

Average RPI Win:	80	WON-LOST RECORD	WINNING PCT. RANK	LAST 10 GAMES	STRENGTH OF SCHEDULE	OPP. STRENGTH OF SCHEDULE	TEAM RPI	ADJ RPI	CONF. RPI	ADJ CONF. RPI				
DIV. I ONLY		32-3-0	.91429	1	8-2-0	38	2	1	.65644	1	4	4		
DIV. I NON-CONF.		16-1-0	.94118	2	1-0-0	126	19	2	.62617	2	2	2		
<hr/>														
TOTALS	RPI 1-25	RPI 26-50		W-L RECORDS		RPI 51-100		RPI 101-150		RPI 150+				
32-3-0	6-0-0	9-1-0		OVERALL		6-1-0		6-0-0		5-1-0				
13-0-0	3-0-0	3-0-0		HOME		0-0-0		4-0-0		3-0-0				
12-2-0	3-0-0	2-1-0		AWAY		6-1-0		0-0-0		1-0-0				
7-1-0	0-0-0	4-0-0		NEUTRAL		0-0-0		2-0-0		1-1-0				
16-1-0	0-0-0	4-0-0		NON-CONFERENCE		1-0-0		6-0-0		5-1-0				
7-0-0	0-0-0	0-0-0		HOME		0-0-0		4-0-0		3-0-0				
2-0-0	0-0-0	0-0-		AWAY		1-0-0		0-0-0		1-0-0				
7-1-0	0-0-0	4-0-0		NEUTRAL		0-0-0		2-0-0		1-1-0				
16-2-0	6-0-0	5-1-0		CONFERENCE		5-1-0		0-0-0		0-0-0				
6-0-0	3-0-0	3-0-0		HOME		0-0-0		0-0-0		0-0-0				
10-2-0	3-0-0	2-1-0		AWAY		5-1-0		0-0-0		0-0-0				
0-0-0	0-0-0	0-0-0		NEUTRAL		0-0-0		0-0-0		0-0-0				
RPI	S	Opponent	Score		RPI	S	Opponent	Score		RPI	S	Opponent	Score	
9	H	Arizona	4	3	26	N	Indiana	1	0	51	A	Washington	5	2
9	H	Arizona	5	4	26	N	Indiana	4	1	51	A	Washington	2	3
9	H	Arizona	11	7	33	H	Utah	5	4	51	A	Washington	3	0
18	A	Stanford	3	1	33	H	Utah	5	1	81	A	Saint Mary's (CA)	4	3
18	A	Stanford	15	7	33	H	Utah	5	4	100	A	Arizona St.	10	1
18	A	Stanford	7	0	38	N	Nebraska	5	2	100	A	Arizona St.	2	0
					38	N	Nebraska	10	1	100	A	Arizona St.	4	0
					48	A	UCLA	4	2					
					48	A	UCLA	1	7					
					48	A	UCLA	2	1					
													</	

Non-Div. I Games:

Oregon St.

Average RPI Win:	90	WON-LOST RECORD	WINNING PCT. RANK	LAST 10 GAMES	STRENGTH OF SCHEDULE	OPP. STRENGTH OF SCHEDULE	TEAM RPI	ADJ RPI	CONF. RPI	ADJ CONF. RPI			
Average RPI Loss:	38												
DIV. I ONLY		34-8-0	.80952	4	7-3-0	25	12	2	.62066	2	3	3	
DIV. I NON-CONF.		18-3-0	.85714	6	3-0-0	27	35	5	.61524	5	4	4	
<hr/>													
TOTALS	RPI 1-25	RPI 26-50		W-L RECORDS		RPI 51-100		RPI 101-150		RPI 150+			
34-8-0	7-5-0	0-0-0		OVERALL		13-3-0		9-0-0		5-0-0			
23-5-0	4-3-0	0-0-0		HOME		7-2-0		7-0-0		5-0-0			
9-3-0	2-2-0	0-0-0		AWAY		5-1-0		2-0-0		0-0-0			
2-0-0	1-0-0	0-0-0		NEUTRAL		1-0-0		0-0-0		0-0-0			
18-3-0	2-1-0	0-0-0		NON-CONFERENCE		5-2-0		6-0-0		5-0-0			
13-3-0	0-1-0	0-0-0		HOME		4-2-0		4-0-0		5-0-0			
3-0-0	1-0-0	0-0-		AWAY		0-0-0		2-0-0		0-0-0			
2-0-0	1-0-0	0-0-0		NEUTRAL		1-0-0		0-0-0		0-0-0			
16-5-0	5-4-0	0-0-0		CONFERENCE		8-1-0		3-0-0		0-0-0			
10-2-0	4-2-0	0-0-0		HOME		3-0-0		3-0-0		0-0-0			
6-3-0	1-2-0	0-0-0		AWAY		5-1-0		0-0-0		0-0-0			
0-0-0	0-0-0	0-0-0		NEUTRAL		0-0-0		0-0-0		0-0-0			
RPI S	Opponent	Score		RPI S	Opponent	Score		RPI S	Opponent	Score			
10 H	Wake Forest	8	7			59 H	Yale	10	8	109 H	Western Caro.	11	5
10 H	Wake Forest	11	0			59 H	Yale	10	6	110 A	Georgia	4	0
10 H	Wake Forest	3	8			64 A	Georgia Tech	1	5	110 H	Georgia	9	7
14 H	Virginia	7	6			64 A	Georgia Tech	13	6	120 H	Virginia Tech	8	3
14 H	Virginia	0	2			64 A	Georgia Tech	11	6	120 H	Virginia Tech	6	3
14 H	Virginia	12	1			75 H	Wright St.	6	2	120 H	Virginia Tech	12	1
20 A	South Carolina	5	3			75 H	Wright St.	4	6	140 A	Col. of Charleston	8	4
20 H	South Carolina	0	2			75 H	Wright St.	2	9	140 H	Col. of Charleston	7	2
20 N	South Carolina	8	7			82 N	Michigan St.	9	2	146 H	Furman	8	0
24 A	Florida St.	12	10			84 H	Winthrop	6	5	156 H	Elon	3	0
24 A	Florida St.	3	7			87 H	Notre Dame	4	1	156 H	Elon	13	5
24 A	Florida St.	6	7			87 H	Notre Dame	6	5	156 H	Elon	1	0
						87 H	Notre Dame	4	0	158 H	Wofford	9	2
						88 A	Boston College	2	0	195 H	Charleston So.	6	5
						88 A	Boston College	8	2				
						88 A	Boston College	1	0				
LAST 10 GAMES													
140 H	Col. of Charleston	7	2	24 A	Florida St.	6	7						
10 H	Wake Forest	3	8	24 A	Florida St.	3	7						
10 H	Wake Forest	11	0	24 A	Florida St.	12	10						
10 H	Wake Forest	8	7	195 H	Charleston So.	6	5						
110 H	Georgia	9	7	120 H	Virginia Tech	8	3						

Non-Div. I Games:

Clemson

Average RPI Win: 76		WON-LOST	WINNING	LAST 10	STRENGTH OF		OPP. STRENGTH	TEAM	ADJ	CONF.	ADJ CONF.
Average RPI Loss: 49		RECORD	PCT. RANK	GAMES	SCHEDULE		OF SCHEDULE	RPI	RPI	RPI	RPI
DIV. I ONLY		33-9-0	.78571	6	7-3-0		21	4	3	.61642	3
DIV. I NON-CONF.		17-4-0	.80952	12	3-1-0		9	18	4	.61545	4
TOTALS		RPI 1-25	RPI 26-50		W-L RECORDS		RPI 51-100		RPI 101-150		RPI 150+
33-9-0		11-3-0	0-1-0		OVERALL		16-5-0		0-0-0		6-0-0
21-7-0		7-3-0	0-1-0		HOME		8-3-0		0-0-0		6-0-0
11-2-0		3-0-0	0-0-0		AWAY		8-2-0		0-0-0		0-0-0
1-0-0		1-0-0	0-0-0		NEUTRAL		0-0-0		0-0-0		0-0-0
17-4-0		6-2-0	0-1-0		NON-CONFERENCE		5-1-0		0-0-0		6-0-0
15-4-0		5-2-0	0-1-0		HOME		4-1-0		0-0-0		6-0-0
1-0-0		0-0-0	0-0-0		AWAY		1-0-0		0-0-0		0-0-0
1-0-0		1-0-0	0-0-0		NEUTRAL		0-0-0		0-0-0		0-0-0
16-5-0		5-1-0	0-0-0		CONFERENCE		11-4-0		0-0-0		0-0-0
6-3-0		2-1-0	0-0-0		HOME		4-2-0		0-0-0		0-0-0
10-2-0		3-0-0	0-0-0		AWAY		7-2-0		0-0-0		0-0-0
0-0-0		0-0-0	0-0-0		NEUTRAL		0-0-0		0-0-0		0-0-0
RPI S	Opponent	Score		RPI S	Opponent	Score		RPI S	Opponent	Score	
4 H	Kentucky	3	1	39 H	St. John's (NY)	4	5	52 H	North Carolina St.	2	4
4 H	Kentucky	6	5					52 H	North Carolina St.	7	2
4 H	Kentucky	5	4					52 H	North Carolina St.	7	1
14 H	Virginia	9	4					64 A	Georgia Tech	6	5
14 H	Virginia	12	2					64 A	Georgia Tech	2	4
14 H	Virginia	1	2					64 A	Georgia Tech	7	4
20 N	South Carolina	20	5					65 H	Liberty	2	5
21 H	Maryland	9	2					66 H	Coastal Caro.	7	6
23 H	Long Beach St.	8	5					79 H	Miami (FL)	2	6
23 H	Long Beach St.	1	4					79 H	Miami (FL)	6	3
23 H	Long Beach St.	2	5					79 H	Miami (FL)	7	2
24 A	Florida St.	5	2					83 A	East Carolina	6	2
24 A	Florida St.	9	7					83 H	East Carolina	3	2
24 A	Florida St.	3	1					84 H	Winthrop	11	0
								86 A	Pittsburgh	3	1
								86 A	Pittsburgh	9	11
								86 A	Pittsburgh	5	2
								88 A	Boston College	17	7
								88 A	Boston College	15	3
								88 A	Boston College	16	4
				LAST 10 GAMES							
				241 H	Campbell	7	1				
				156 H	Elon	11	2				
				86 A	Pittsburgh	9	11				
				86 A	Pittsburgh	3	1				
				86 A	Pittsburgh	5	2				

Non-Div. I Games:

North Carolina

RPI	S	Opponent	Score
90	H	VCU	8 2
65	H	Liberty	2 5
52	H	North Carolina St.	2 4
52	H	North Carolina St.	7 1
52	H	North Carolina St.	7 2
20	N	South Carolina	20 5

Average RPI Win:		105	WON-LOST RECORD		WINNING PCT. RANK		LAST 10 GAMES		STRENGTH OF SCHEDULE		OPP. STRENGTH OF SCHEDULE		TEAM RPI		ADJ RPI		CONF. RPI		ADJ CONF. RPI	
DIV. I ONLY			29-13-0		.69048 28		7-3-0		4		22		4		.61433 4		2		2	
DIV. I NON-CONF.			17-7-0		.70833 33		3-0-0		28		55		15		.59388 15		3		3	
TOTALS		RPI 1-25		RPI 26-50		W-L RECORDS		RPI 51-100		RPI 101-150		RPI 150+								
29-13-0		6-8-0		6-1-0		OVERALL		3-2-0		5-1-0		9-1-0								
20-3-0		5-2-0		2-1-0		HOME		1-0-0		5-0-0		7-0-0								
8-9-0		1-6-0		4-0-0		AWAY		2-2-0		0-1-0		1-0-0								
1-1-0		0-0-0		0-0-0		NEUTRAL		0-0-0		0-0-0		1-1-0								
17-7-0		1-4-0		1-0-0		NON-CONFERENCE		1-1-0		5-1-0		9-1-0								
14-0-0		1-0-0		0-0-0		HOME		1-0-0		5-0-0		7-0-0								
2-6-0		0-4-0		1-0-		AWAY		0-1-0		0-1-0		1-0-0								
1-1-0		0-0-0		0-0-0		NEUTRAL		0-0-0		0-0-0		1-1-0								
12-6-0		5-4-0		5-1-0		CONFERENCE		2-1-0		0-0-0		0-0-0								
6-3-0		4-2-0		2-1-0		HOME		0-0-0		0-0-0		0-0-0								
6-3-0		1-2-0		3-0-0		AWAY		2-1-0		0-0-0		0-0-0								
0-0-0		0-0-0		0-0-0		NEUTRAL		0-0-0		0-0-0		0-0-0								
RPI	S	Opponent		Score		RPI	S	Opponent		Score		RPI	S	Opponent		Score				
3	A	North Carolina		1	3	34	A	Old Dominion		19	2	61	A	Missouri		5	2			
3	A	North Carolina		5	6	43	A	Texas A&M		7	6	61	A	Missouri		8	9			
3	A	North Carolina		4	5	43	A	Texas A&M		6	0	61	A	Missouri		6	1			
6	A	Louisville		3	5	43	A	Texas A&M		11	7	65	A	Liberty		4	5			
6	H	Louisville		11	7	46	H	Ole Miss		6	9	75	H	Wright St.		15	1			
16	A	Mississippi St.		6	10	46	H	Ole Miss		4	2									
16	A	Mississippi St.		6	10	46	H	Ole Miss		4	1									
16	A	Mississippi St.		5	2															
17	H	LSU		3	4															
17	H	LSU		12	5															
17	H	LSU		10	2															
19	H	Vanderbilt		10	3															
19	H	Vanderbilt		7	4															
19	H	Vanderbilt		4	6															
						LAST 10 GAMES														
						106	H	Xavier		6	0	61	A	Missouri		6	1			
						17	H	LSU		10	2	61	A	Missouri		8	9			
						17	H	LSU		3	4	61	A	Missouri		5	2			
						17	H	LSU		12	5	184	H	UT Martin		8	0			
						6	H	Louisville		11	7	16	A	Mississippi St.		6	10			

Non-Div. I Games:

Kentucky

Average RPI Win:	99	WON-LOST RECORD		WINNING PCT. RANK		LAST 10 GAMES		STRENGTH OF SCHEDULE		OPP. STRENGTH OF SCHEDULE		TEAM RPI		ADJ RPI		CONF. RPI		ADJ CONF. RPI					
DIV. I ONLY		34-11-0		.75556	13	6-4-0		28		16		5		.61202	5	1		1					
DIV. I NON-CONF.		25-5-0		.83333	10	3-1-0		42		37		3		.61707	3	1		1					
TOTALS		RPI 1-25		RPI 26-50		W-L RECORDS		RPI 51-100		RPI 101-150		RPI 150+											
34-11-0		5-2-0		9-6-0		OVERALL		8-2-0		6-1-0		6-0-0											
17-4-0		3-1-0		3-2-0		HOME		6-1-0		1-0-0		4-0-0											
12-5-0		1-1-0		5-3-0		AWAY		2-1-0		4-0-0		0-0-0											
5-2-0		1-0-0		1-1-0		NEUTRAL		0-0-0		1-1-0		2-0-0											
25-5-0		3-1-0		4-2-0		NON-CONFERENCE		6-1-0		6-1-0		6-0-0											
14-1-0		1-0-0		2-0-0		HOME		6-1-0		1-0-0		4-0-0											
6-2-0		1-1-0		1-0-		AWAY		0-0-0		4-0-0		0-0-0											
5-2-0		1-0-0		1-1-0		NEUTRAL		0-0-0		1-1-0		2-0-0											
9-6-0		2-1-0		5-4-0		CONFERENCE		2-1-0		0-0-0		0-0-0											
3-3-0		2-1-0		1-2-0		HOME		0-0-0		0-0-0		0-0-0											
6-3-0		0-0-0		4-2-0		AWAY		2-1-0		0-0-0		0-0-0											
0-0-0		0-0-0		0-0-0		NEUTRAL		0-0-0		0-0-0		0-0-0											
RPI	S	Opponent		Score		RPI	S	Opponent		Score		RPI	S	Opponent		Score		RPI	S	Opponent		Score	
9	H	Arizona		13 1		35	A	Texas		2 1		72	H	California		5 1		113	A	New Mexico St.		15 4	
15	H	Baylor		9 10		35	A	Texas		8 5		72	H	California		11 2		113	H	New Mexico St.		16 1	
15	H	Baylor		13 2		35	A	Texas		2 1		72	H	California		4 2		113	N	New Mexico St.		6 4	
15	H	Baylor		5 3		36	A	Oklahoma		2 6		72	H	California		3 2		118	N	UT Arlington		1 5	
16	A	Mississippi St.		5 8		36	A	Oklahoma		4 5		92	A	Kansas St.		7 4		139	A	Wichita St.		10 5	
16	A	Mississippi St.		5 2		36	A	Oklahoma		9 4		92	A	Kansas St.		3 5		139	A	Wichita St.		3 1	
17	N	LSU		5 4		41	H	Oklahoma St.		10 12		92	A	Kansas St.		12 8		139	A	Wichita St.		4 1	
						41	H	Oklahoma St.		8 2		93	H	UTSA		8 4		228	H	UNLV		5 4	
						41	H	Oklahoma St.		1 3		93	H	UTSA		2 3		228	H	UNLV		5 2	
						42	A	New Mexico		5 16		93	H	UTSA		7 6		268	H	Texas Southern		14 7	
						42	A	New Mexico		27 15								268	H	Texas Southern		8 4	
						42	H	New Mexico		7 2								269	N	Western Ill.		15 1	
						42	H	New Mexico		12 4								269	N	Western Ill.		13 5	
						43	N	Texas A&M		0 9													
						46	N	Ole Miss		5 1													
LAST 10 GAMES																							
42	A	New Mexico		27 15		113	N	New Mexico St.		6 4		92	A	Kansas St.		12 8		92	A	Kansas St.		7 4	
42	A	New Mexico		5 16		92	A	Kansas St.		12 8		92	A	Kansas St.		3 5		42	H	New Mexico		12 4	
41	H	Oklahoma St.		1 3		92	A	Kansas St.		7 4		92	A	Kansas St.		3 5							
41	H	Oklahoma St.		8 2		92	A	Kansas St.		3 5													
41	H	Oklahoma St.		10 12		42	H	New Mexico		12 4													

Average RPI Win:		125	WON-LOST RECORD		WINNING PCT. RANK		LAST 10 GAMES		STRENGTH OF SCHEDULE		OPP. STRENGTH OF SCHEDULE		TEAM RPI		ADJ RPI		CONF. RPI		ADJ CONF. RPI					
DIV. I ONLY			35-6-0		.85366		2		1-0-0		89		50		6		.6104		6		3		3	
DIV. I NON-CONF.			18-2-0		.9		3		1-0-0		204		210		20		.5881		20		4		4	
TOTALS		RPI 1-25		RPI 26-50		W-L RECORDS		RPI 51-100		RPI 101-150		RPI 150+												
35-6-0		6-3-0		0-0-0		OVERALL		12-1-0		5-2-0		12-0-0												
24-2-0		3-1-0		0-0-0		HOME		7-0-0		4-1-0		10-0-0												
8-4-0		2-2-0		0-0-0		AWAY		5-1-0		0-1-0		1-0-0												
3-0-0		1-0-0		0-0-0		NEUTRAL		0-0-0		1-0-0		1-0-0												
18-2-0		2-1-0		0-0-0		NON-CONFERENCE		1-0-0		3-1-0		12-0-0												
14-0-0		1-0-0		0-0-0		HOME		1-0-0		2-0-0		10-0-0												
1-2-0		0-1-0		0-0-		AWAY		0-0-0		0-1-0		1-0-0												
3-0-0		1-0-0		0-0-0		NEUTRAL		0-0-0		1-0-0		1-0-0												
17-4-0		4-2-0		0-0-0		CONFERENCE		11-1-0		2-1-0		0-0-0												
10-2-0		2-1-0		0-0-0		HOME		6-0-0		2-1-0		0-0-0												
7-2-0		2-1-0		0-0-0		AWAY		5-1-0		0-0-0		0-0-0												
0-0-0		0-0-0		0-0-0		NEUTRAL		0-0-0		0-0-0		0-0-0												
RPI	S	Opponent		Score		RPI	S	Opponent		Score		RPI	S	Opponent		Score								
4	A	Kentucky		7	11			52	A	North Carolina St.		7	6	106	H	Xavier		13	4					
4	H	Kentucky		5	3			52	A	North Carolina St.		8	1	108	A	Cincinnati		3	6					
10	H	Wake Forest		1	2			52	A	North Carolina St.		1	3	119	H	Purdue		13	2					
10	H	Wake Forest		7	6			64	A	Georgia Tech		3	0	122	H	Duke		3	5					
10	H	Wake Forest		7	5			64	A	Georgia Tech		10	1	122	H	Duke		7	5					
14	A	Virginia		2	11			64	A	Georgia Tech		5	4	122	H	Duke		10	0					
14	A	Virginia		4	3			86	H	Pittsburgh		8	2	132	N	Ball St.		10	4					
14	A	Virginia		5	2			86	H	Pittsburgh		3	0	182	H	Eastern Mich.		8	7					
21	N	Maryland		10	7			86	H	Pittsburgh		3	1	182	H	Eastern Mich.		3	2					
								88	H	Boston College		6	4	182	H	Eastern Mich.		13	0					
								88	H	Boston College		6	0	188	N	Alabama St.		7	0					
								88	H	Boston College		5	3	213	A	Eastern Ky.		14	4					
								91	H	Morehead St.		20	2	213	H	Eastern Ky.		19	3					
														247	H	Northern Ky.		6	4					
														250	H	Western Ky.		11	1					
														277	H	Omaha		6	0					
														277	H	Omaha		10	0					
														277	H	Omaha		7	2					
														299	H	Fort Wayne		12	2					
LAST 10 GAMES																								
213	A	Eastern Ky.		14	4	4	A	Kentucky		7	11													
247	H	Northern Ky.		6	4	64	A	Georgia Tech		5	4													
122	H	Duke		7	5	64	A	Georgia Tech		10	1													
122	H	Duke		10	0	64	A	Georgia Tech		3	0													
122	H	Duke		3	5	119	H	Purdue		13	2													

**Non-Div. I Games:**

Louisville

Average RPI Win: 71		WON-LOST RECORD		WINNING PCT. RANK		LAST 10 GAMES		STRENGTH OF SCHEDULE		OPP. STRENGTH OF SCHEDULE		TEAM RPI		ADJ RPI		CONF. RPI		ADJ CONF. RPI					
DIV. I ONLY		27-13-0		.675 34		7-3-0		6		3		7		.60609 7		2		2					
DIV. I NON-CONF.		17-5-0		.77273 18		2-0-0		20		17		6		.61112 6		3		3					
TOTALS		RPI 1-25		RPI 26-50		W-L RECORDS		RPI 51-100		RPI 101-150		RPI 150+											
27-13-0		9-6-0		2-3-0		OVERALL		8-4-0		7-0-0		1-0-0											
19-6-0		5-2-0		2-2-0		HOME		5-2-0		7-0-0		0-0-0											
7-7-0		3-4-0		0-1-0		AWAY		3-2-0		0-0-0		1-0-0											
1-0-0		1-0-0		0-0-0		NEUTRAL		0-0-0		0-0-0		0-0-0											
17-5-0		3-0-0		1-1-0		NON-CONFERENCE		5-4-0		7-0-0		1-0-0											
14-2-0		1-0-0		1-0-0		HOME		5-2-0		7-0-0		0-0-0											
2-3-0		1-0-0		0-0-		AWAY		0-2-0		0-0-0		1-0-0											
1-0-0		1-0-0		0-0-0		NEUTRAL		0-0-0		0-0-0		0-0-0											
10-8-0		6-6-0		1-2-0		CONFERENCE		3-0-0		0-0-0		0-0-0											
5-4-0		4-2-0		1-2-0		HOME		0-0-0		0-0-0		0-0-0											
5-4-0		2-4-0		0-0-0		AWAY		3-0-0		0-0-0		0-0-0											
0-0-0		0-0-0		0-0-0		NEUTRAL		0-0-0		0-0-0		0-0-0											
RPI	S	Opponent		Score		RPI	S	Opponent		Score		RPI	S	Opponent		Score							
17	H	LSU		8 1		29	A	UCF		2 11		61	A	Missouri		2 1							
17	H	LSU		6 10		29	H	UCF		4 3		61	A	Missouri		4 3							
17	H	LSU		1 0		44	H	Tennessee		2 3		61	A	Missouri		2 1							
19	A	Vanderbilt		20 8		44	H	Tennessee		5 4		67	A	FGCU		3 7							
19	A	Vanderbilt		0 2		44	H	Tennessee		6 7		67	H	FGCU		2 3							
19	A	Vanderbilt		10 6								77	A	Jacksonville		2 3							
20	H	South Carolina		7 5								79	H	Miami (FL)		2 0							
20	H	South Carolina		1 0								79	H	Miami (FL)		1 0							
20	H	South Carolina		2 4								79	H	Miami (FL)		6 2							
24	A	Florida St.		10 7								89	H	Seton Hall		8 0							
24	H	Florida St.		1 0								89	H	Seton Hall		4 3							
24	N	Florida St.		4 1								89	H	Seton Hall		2 3							
25	A	Auburn		1 2																			
25	A	Auburn		3 14																			
25	A	Auburn		5 6																			
LAST 10 GAMES																							
20 H South Carolina						7 5						19 A Vanderbilt						0 2					
20 H South Carolina						2 4						19 A Vanderbilt						10 6					
20 H South Carolina						1 0						24 A Florida St.						10 7					
103 H North Florida						2 1						44 H Tennessee						5 4					
19 A Vanderbilt						20 8						44 H Tennessee						2 3					

Non-Div. I Games:

Florida



Average RPI Win: 76		WON-LOST	WINNING	LAST 10	STRENGTH OF		OPP. STRENGTH	TEAM	ADJ	CONF.	ADJ CONF.
Average RPI Loss: 52		RECORD	PCT. RANK	GAMES	SCHEDULE		OF SCHEDULE	RPI	RPI	RPI	RPI
DIV. I ONLY		24-15-0	.61538	63	5-5-0		12	5	8	.60557	8
DIV. I NON-CONF.		15-9-0	.625	69	2-1-0		19	12	7	.60257	7
TOTALS		RPI 1-25	RPI 26-50		W-L RECORDS		RPI 51-100		RPI 101-150		RPI 150+
24-15-0		4-3-0	4-5-0		OVERALL		10-7-0		4-0-0		2-0-0
8-3-0		2-1-0	0-0-0		HOME		5-2-0		1-0-0		0-0-0
14-12-0		2-2-0	4-5-0		AWAY		5-5-0		2-0-0		1-0-0
2-0-0		0-0-0	0-0-0		NEUTRAL		0-0-0		1-0-0		1-0-0
15-9-0		0-1-0	2-4-0		NON-CONFERENCE		7-4-0		4-0-0		2-0-0
4-1-0		0-0-0	0-0-0		HOME		3-1-0		1-0-0		0-0-0
9-8-0		0-1-0	2-0-		AWAY		4-3-0		2-0-0		1-0-0
2-0-0		0-0-0	0-0-0		NEUTRAL		0-0-0		1-0-0		1-0-0
9-6-0		4-2-0	2-1-0		CONFERENCE		3-3-0		0-0-0		0-0-0
4-2-0		2-1-0	0-0-0		HOME		2-1-0		0-0-0		0-0-0
5-4-0		2-1-0	2-1-0		AWAY		1-2-0		0-0-0		0-0-0
0-0-0		0-0-0	0-0-0		NEUTRAL		0-0-0		0-0-0		0-0-0
RPI S	Opponent	Score	RPI S	Opponent	Score	RPI S	Opponent	Score	RPI S	Opponent	Score
11 H	TCU	5 4	34 A	Old Dominion	3 1	55 A	Southeastern La.	2 4	114 A	Marshall	8 4
11 H	TCU	5 4	34 A	Old Dominion	4 7	58 H	Kansas	2 7	114 H	Marshall	14 7
11 H	TCU	6 8	34 A	Old Dominion	4 8	58 H	Kansas	8 0	120 A	Virginia Tech	8 6
15 A	Baylor	7 1	41 A	Oklahoma St.	2 3	58 H	Kansas	10 1	132 N	Ball St.	4 1
15 A	Baylor	6 5	41 A	Oklahoma St.	9 8	66 A	Coastal Caro.	4 1	168 A	Nicholls St.	8 1
15 A	Baylor	1 5	41 A	Oklahoma St.	5 3	66 A	Coastal Caro.	22 9	221 N	George Mason	5 3
21 A	Maryland	6 7	47 A	Charlotte	6 3	77 H	Jacksonville	8 1			
			47 A	Charlotte	2 13	77 H	Jacksonville	5 3			
			47 A	Charlotte	3 6	77 H	Jacksonville	2 8			
						78 A	Tulane	18 5			
						78 A	Tulane	0 6			
						78 A	Tulane	8 9			
						86 A	Pittsburgh	8 4			
						91 H	Morehead St.	5 1			
						92 A	Kansas St.	9 7			
						92 A	Kansas St.	4 8			
						92 A	Kansas St.	4 11			
LAST 10 GAMES											
			120 A	Virginia Tech	8 6	11 H	TCU	5 4			
			92 A	Kansas St.	4 11	11 H	TCU	6 8			
			92 A	Kansas St.	4 8	11 H	TCU	5 4			
			92 A	Kansas St.	9 7	21 A	Maryland	6 7			
			114 A	Marshall	8 4	58 H	Kansas	2 7			

Non-Div. I Games:

West Virginia

Average RPI Win:		104	WON-LOST RECORD		WINNING PCT. RANK	LAST 10 GAMES		STRENGTH OF SCHEDULE		OPP. STRENGTH OF SCHEDULE	TEAM RPI	ADJ RPI	CONF. RPI	ADJ CONF. RPI			
Average RPI Loss:		34															
DIV. I ONLY			27-12-0		.69231	25	5-5-0		7	29	9	.60547	9	4	4		
DIV. I NON-CONF.			17-3-0		.85	8	2-0-0		4	87	1	.65141	1	2	2		
TOTALS		RPI 1-25		RPI 26-50		W-L RECORDS		RPI 51-100		RPI 101-150		RPI 150+					
27-12-0		5-4-0		3-6-0		OVERALL		6-1-0		6-1-0		7-0-0					
20-4-0		4-0-0		0-3-0		HOME		6-1-0		3-0-0		7-0-0					
5-7-0		0-4-0		2-2-0		AWAY		0-0-0		3-1-0		0-0-0					
2-1-0		1-0-0		1-1-0		NEUTRAL		0-0-0		0-0-0		0-0-0					
17-3-0		5-1-0		1-2-0		NON-CONFERENCE		0-0-0		4-0-0		7-0-0					
14-0-0		4-0-0		0-0-0		HOME		0-0-0		3-0-0		7-0-0					
1-2-0		0-1-0		0-0-		AWAY		0-0-0		1-0-0		0-0-0					
2-1-0		1-0-0		1-1-0		NEUTRAL		0-0-0		0-0-0		0-0-0					
10-9-0		0-3-0		2-4-0		CONFERENCE		6-1-0		2-1-0		0-0-0					
6-4-0		0-0-0		0-3-0		HOME		6-1-0		0-0-0		0-0-0					
4-5-0		0-3-0		2-1-0		AWAY		0-0-0		2-1-0		0-0-0					
0-0-0		0-0-0		0-0-0		NEUTRAL		0-0-0		0-0-0		0-0-0					
RPI	S	Opponent		Score		RPI	S	Opponent		Score		RPI	S	Opponent		Score	
1	A	Oregon St.		4	5	32	A	Cal St. Fullerton		0	4	56	H	Oregon		18	4
1	A	Oregon St.		3	4	33	H	Utah		3	7	56	H	Oregon		4	8
1	A	Oregon St.		7	11	33	H	Utah		5	12	56	H	Oregon		5	4
5	A	Texas Tech		1	13	33	H	Utah		2	4	99	H	Southern California		9	4
12	N	Arkansas		3	0	38	N	Nebraska		0	1	99	H	Southern California		5	1
22	H	McNeese		12	3	41	N	Oklahoma St.		10	9	99	H	Southern California		8	1
22	H	McNeese		8	3	48	A	UCLA		7	8	100	H	Arizona St.		11	2
22	H	McNeese		9	3	48	A	UCLA		19	4						
22	H	McNeese		12	5	48	A	UCLA		4	3						
						LAST 10 GAMES											
						113	H	New Mexico St.		11	2	56	H	Oregon		5	4
						33	H	Utah		2	4	56	H	Oregon		4	8
						33	H	Utah		3	7	133	A	Grand Canyon		7	3
						33	H	Utah		5	12	123	A	Washington St.		6	5
						56	H	Oregon		18	4	123	A	Washington St.		3	9

Non-Div. I Games:

Arizona

Average RPI Win:	104	WON-LOST RECORD	WINNING PCT. RANK	LAST 10 GAMES	STRENGTH OF SCHEDULE	OPP. STRENGTH OF SCHEDULE	TEAM RPI	ADJ RPI	CONF. RPI	ADJ CONF. RPI					
DIV. I ONLY		30-13-0	.69767	22	7-3-0	22	26	10	.60351	10	3	3			
DIV. I NON-CONF.		17-5-0	.77273	18	3-1-0	37	65	11	.5984	11	4	4			
<hr/>															
TOTALS	RPI 1-25	RPI 26-50		W-L RECORDS		RPI 51-100		RPI 101-150		RPI 150+					
30-13-0	2-4-0	1-3-0		OVERALL		15-4-0		3-1-0		9-1-0					
17-4-0	0-0-0	0-1-0		HOME		12-3-0		0-0-0		5-0-0					
12-8-0	2-4-0	1-2-0		AWAY		3-1-0		3-1-0		3-0-0					
1-1-0	0-0-0	0-0-0		NEUTRAL		0-0-0		0-0-0		1-1-0					
17-5-0	0-0-0	1-3-0		NON-CONFERENCE		6-1-0		1-0-0		9-1-0					
10-2-0	0-0-0	0-1-0		HOME		5-1-0		0-0-0		5-0-0					
6-2-0	0-0-0	1-0-		AWAY		1-0-0		1-0-0		3-0-0					
1-1-0	0-0-0	0-0-0		NEUTRAL		0-0-0		0-0-0		1-1-0					
13-8-0	2-4-0	0-0-0		CONFERENCE		9-3-0		2-1-0		0-0-0					
7-2-0	0-0-0	0-0-0		HOME		7-2-0		0-0-0		0-0-0					
6-6-0	2-4-0	0-0-0		AWAY		2-1-0		2-1-0		0-0-0					
0-0-0	0-0-0	0-0-0		NEUTRAL		0-0-0		0-0-0		0-0-0					
RPI	S	Opponent	Score	RPI	S	Opponent	Score	RPI	S	Opponent	Score	RPI	S	Opponent	Score
2	A	Clemson	0 11	31	A	Houston	1 8	52	H	North Carolina St.	6 4	122	A	Duke	11 2
2	A	Clemson	7 8	31	A	Houston	4 5	52	H	North Carolina St.	6 5	122	A	Duke	3 7
2	A	Clemson	8 3	47	A	Charlotte	13 4	52	H	North Carolina St.	5 8	122	A	Duke	8 4
6	A	Louisville	6 7	47	H	Charlotte	1 6	64	H	Georgia Tech	17 8	148	A	Appalachian St.	5 4
6	A	Louisville	2 1					64	H	Georgia Tech	6 7	156	A	Elon	13 1
6	A	Louisville	5 7					64	H	Georgia Tech	8 4	156	H	Elon	14 1
								66	A	Coastal Caro.	13 8	157	A	High Point	18 8
								66	H	Coastal Caro.	19 9	165	A	Davidson	12 6
								68	H	Kent St.	5 0	165	H	Davidson	13 5
								68	H	Kent St.	7 2	168	N	Nicholls St.	5 12
								79	A	Miami (FL)	2 1	168	N	Nicholls St.	5 0
								79	A	Miami (FL)	1 5	176	H	UNCG	15 8
								79	A	Miami (FL)	9 0	177	H	Radford	18 7
								87	H	Notre Dame	13 7	244	H	Quinnipiac	2 1
								87	H	Notre Dame	5 1				
								87	H	Notre Dame	4 3				
								99	H	Southern California	15 5				
								99	H	Southern California	9 15				
								99	H	Southern California	18 5				
LAST 10 GAMES															
165	A	Davidson	12 6	87	H	Notre Dame	5 1								
2	A	Clemson	8 3	87	H	Notre Dame	13 7								
2	A	Clemson	0 11	87	H	Notre Dame	4 3								
2	A	Clemson	7 8	156	A	Elon	13 1								
47	H	Charlotte	1 6	66	H	Coastal Caro.	19 9								

Non-Div. I Games:

Wake Forest

TCU

Average RPI Win:	104	WON-LOST	WINNING	LAST 10	STRENGTH OF	OPP. STRENGTH	TEAM	ADJ	CONF.	ADJ CONF.		
Average RPI Loss:	69	RECORD	PCT. RANK	GAMES	SCHEDULE	OF SCHEDULE	RPI	RPI	RPI	RPI		
DIV. I ONLY		30-9-0	.76923	9	6-4-0	67	8	11	.59907	11	1	1
DIV. I NON-CONF.		19-5-0	.79167	15	3-1-0	125	32	22	.58483	22	1	1
<hr/>												
TOTALS	RPI 1-25	RPI 26-50		W-L RECORDS		RPI 51-100		RPI 101-150		RPI 150+		
30-9-0	4-4-0	5-0-0		OVERALL		10-2-0		3-3-0		8-0-0		
19-4-0	2-1-0	3-0-0		HOME		6-2-0		0-1-0		8-0-0		
8-5-0	1-3-0	0-0-0		AWAY		4-0-0		3-2-0		0-0-0		
3-0-0	1-0-0	2-0-0		NEUTRAL		0-0-0		0-0-0		0-0-0		
19-5-0	1-1-0	2-0-0		NON-CONFERENCE		5-1-0		3-3-0		8-0-0		
12-2-0	0-0-0	0-0-0		HOME		4-1-0		0-1-0		8-0-0		
4-3-0	0-1-0	0-0-		AWAY		1-0-0		3-2-0		0-0-0		
3-0-0	1-0-0	2-0-0		NEUTRAL		0-0-0		0-0-0		0-0-0		
11-4-0	3-3-0	3-0-0		CONFERENCE		5-1-0		0-0-0		0-0-0		
7-2-0	2-1-0	3-0-0		HOME		2-1-0		0-0-0		0-0-0		
4-2-0	1-2-0	0-0-0		AWAY		3-0-0		0-0-0		0-0-0		
0-0-0	0-0-0	0-0-0		NEUTRAL		0-0-0		0-0-0		0-0-0		
RPI S	Opponent	Score	RPI S	Opponent	Score	RPI S	Opponent	Score	RPI S	Opponent	Score	
8 A	West Virginia	8 6	41 H	Oklahoma St.	7 5	57 A	DBU	9 3	118 A	UT Arlington	5 4	
8 A	West Virginia	4 5	41 H	Oklahoma St.	6 5	57 H	DBU	3 2	118 A	UT Arlington	7 2	
8 A	West Virginia	4 5	41 H	Oklahoma St.	5 1	58 H	Kansas	3 1	121 H	SFA	2 6	
15 H	Baylor	8 5	43 N	Texas A&M	11 10	58 H	Kansas	3 4	142 A	UC Irvine	16 7	
15 H	Baylor	5 16	46 N	Ole Miss	5 3	58 H	Kansas	5 1	142 A	UC Irvine	3 6	
15 H	Baylor	9 4				80 H	Rice	13 5	142 A	UC Irvine	2 11	
17 N	LSU	9 6				92 A	Kansas St.	1 0	196 H	Murray St.	9 2	
23 A	Long Beach St.	0 7				92 A	Kansas St.	12 4	196 H	Murray St.	13 2	
						92 A	Kansas St.	5 0	196 H	Murray St.	15 6	
						100 H	Arizona St.	9 13	209 H	Penn St.	12 1	
						100 H	Arizona St.	8 4	209 H	Penn St.	6 3	
						100 H	Arizona St.	5 2	209 H	Penn St.	9 3	
									230 H	UTRGV	10 2	
									230 H	UTRGV	18 2	
<hr/>												
LAST 10 GAMES												
121 H	SFA	2 6	8 A	West Virginia	8 6							
15 H	Baylor	8 5	8 A	West Virginia	4 5							
15 H	Baylor	5 16	57 A	DBU	9 3							
15 H	Baylor	9 4	196 H	Murray St.	13 2							
8 A	West Virginia	4 5	196 H	Murray St.	15 6							

Non-Div. I Games:

TCU

Average RPI Win:	116	WON-LOST RECORD	WINNING PCT. RANK	LAST 10 GAMES	STRENGTH OF SCHEDULE	OPP. STRENGTH OF SCHEDULE	TEAM RPI	ADJ RPI	CONF. RPI	ADJ CONF. RPI		
DIV. I ONLY		33-10-0	.76744	10	8-2-0	68	13	12	.59574	12	2	2
DIV. I NON-CONF.		21-4-0	.84	9	4-0-0	131	39	18	.58953	18	3	3
<hr/>												
TOTALS	RPI 1-25	RPI 26-50		W-L RECORDS		RPI 51-100		RPI 101-150		RPI 150+		
33-10-0	6-5-0	4-3-0		OVERALL		5-1-0		9-0-0		9-1-0		
24-3-0	4-2-0	2-1-0		HOME		2-0-0		9-0-0		7-0-0		
7-5-0	2-2-0	1-1-0		AWAY		2-1-0		0-0-0		2-1-0		
2-2-0	0-1-0	1-1-0		NEUTRAL		1-0-0		0-0-0		0-0-0		
21-4-0	1-1-0	4-3-0		NON-CONFERENCE		3-0-0		6-0-0		7-0-0		
17-1-0	0-0-0	2-1-0		HOME		2-0-0		6-0-0		7-0-0		
2-1-0	1-0-0	1-0-		AWAY		0-0-0		0-0-0		0-0-0		
2-2-0	0-1-0	1-1-0		NEUTRAL		1-0-0		0-0-0		0-0-0		
12-6-0	5-4-0	0-0-0		CONFERENCE		2-1-0		3-0-0		2-1-0		
7-2-0	4-2-0	0-0-0		HOME		0-0-0		3-0-0		0-0-0		
5-4-0	1-2-0	0-0-0		AWAY		2-1-0		0-0-0		2-1-0		
0-0-0	0-0-0	0-0-0		NEUTRAL		0-0-0		0-0-0		0-0-0		
RPI S	Opponent	Score		RPI S	Opponent	Score		RPI S	Opponent	Score		
9 N	Arizona	0	3	37 A	Louisiana Tech	3	4	61 A	Missouri	9	2	
13 A	Missouri St.	12	4	37 A	Louisiana Tech	13	10	61 A	Missouri	2	7	
16 H	Mississippi St.	3	1	38 N	Nebraska	15	5	61 A	Missouri	9	8	
16 H	Mississippi St.	5	4	41 N	Oklahoma St.	3	8	92 N	Kansas St.	6	5	
16 H	Mississippi St.	6	1	50 H	Rhode Island	5	2	96 H	Memphis	16	7	
17 H	LSU	0	2	50 H	Rhode Island	3	2	96 H	Memphis	2	0	
17 H	LSU	9	3	50 H	Rhode Island	0	3					
17 H	LSU	8	10									
25 A	Auburn	2	15									
25 A	Auburn	7	3									
25 A	Auburn	6	11									
				LAST 10 GAMES								
92 N	Kansas St.	6	5	96 H	Memphis	16	7					
25 A	Auburn	6	11	110 H	Georgia	11	3					
25 A	Auburn	7	3	110 H	Georgia	5	4					
25 A	Auburn	2	15	110 H	Georgia	14	4					
96 H	Memphis	2	0	13 A	Missouri St.	12	4					
110 H	Georgia	5	4									
110 H	Georgia	14	4									
129 H	Bryant	13	7									
129 H	Bryant	11	8									
129 H	Bryant	16	6									
133 H	Grand Canyon	6	1									
133 H	Grand Canyon	11	2									
136 H	New Orleans	5	2									
193 A	Alabama	1	7									
193 A	Alabama	8	5									
193 A	Alabama	7	1									
204 H	Miami (OH)	11	1									
204 H	Miami (OH)	7	0									
204 H	Miami (OH)	5	1									
234 H	La.-Monroe	11	2									
234 H	La.-Monroe	12	3									
284 H	Alcorn	3	2									
284 H	Alcorn	11	3									

Non-Div. I Games:

Arkansas

Average RPI Win: 113		WON-LOST	WINNING	LAST 10	STRENGTH OF		OPP. STRENGTH	TEAM	ADJ		CONF.	ADJ CONF.
Average RPI Loss: 73		RECORD	PCT. RANK	GAMES	SCHEDULE		OF SCHEDULE	RPI	RPI		RPI	RPI
DIV. I ONLY		28-13-0	.68293	31	7-3-0		24	79	13		15	15
DIV. I NON-CONF.		19-13-0	.59375	88	4-3-0		13	72	23		12	12
TOTALS		RPI 1-25	RPI 26-50		W-L RECORDS		RPI 51-100		RPI 101-150		RPI 150+	
28-13-0		0-2-0	2-3-0		OVERALL		9-5-0		13-3-0		4-0-0	
15-5-0		0-1-0	0-0-0		HOME		5-4-0		10-0-0		0-0-0	
11-8-0		0-1-0	1-3-0		AWAY		4-1-0		3-3-0		3-0-0	
2-0-0		0-0-0	1-0-0		NEUTRAL		0-0-0		0-0-0		1-0-0	
19-13-0		0-2-0	2-3-0		NON-CONFERENCE		6-5-0		7-3-0		4-0-0	
6-5-0		0-1-0	0-0-0		HOME		2-4-0		4-0-0		0-0-0	
11-8-0		0-1-0	1-0-		AWAY		4-1-0		3-3-0		3-0-0	
2-0-0		0-0-0	1-0-0		NEUTRAL		0-0-0		0-0-0		1-0-0	
9-0-0		0-0-0	0-0-0		CONFERENCE		3-0-0		6-0-0		0-0-0	
9-0-0		0-0-0	0-0-0		HOME		3-0-0		6-0-0		0-0-0	
0-0-0		0-0-0	0-0-0		AWAY		0-0-0		0-0-0		0-0-0	
0-0-0		0-0-0	0-0-0		NEUTRAL		0-0-0		0-0-0		0-0-0	
RPI S	Opponent	Score	RPI S	Opponent	Score	RPI S	Opponent	Score	RPI S	Opponent	Score	
12 H	Arkansas	4 12	41 A	Oklahoma St.	3 7	57 H	DBU	7 3	101 A	Middle Tenn.	5 0	
22 A	McNeese	3 4	42 A	New Mexico	8 17	57 H	DBU	5 1	128 A	Central Mich.	12 1	
			42 A	New Mexico	8 0	57 H	DBU	11 8	128 A	Central Mich.	1 2	
			42 A	New Mexico	5 9	58 H	Kansas	2 4	128 A	Central Mich.	4 7	
			50 N	Rhode Island	12 1	61 A	Missouri	5 3	130 A	Southeast Mo. St.	4 5	
						61 H	Missouri	5 1	131 H	Central Ark.	5 0	
						63 A	Minnesota	12 3	131 H	Central Ark.	4 0	
						63 A	Minnesota	7 2	131 H	Central Ark.	5 3	
						63 A	Minnesota	2 5	136 H	New Orleans	7 2	
						94 A	Oral Roberts	9 5	138 H	Bradley	13 3	
						94 H	Oral Roberts	1 3	138 H	Bradley	9 2	
						96 H	Memphis	5 6	138 H	Bradley	5 3	
						96 H	Memphis	9 5	139 H	Wichita St.	13 4	
						96 H	Memphis	4 5	139 H	Wichita St.	8 1	
									139 H	Wichita St.	12 5	
									145 A	Belmont	7 5	
									161 A	Saint Louis	15 8	
									178 A	Lipscomb	6 4	
									186 A	Arkansas St.	13 0	
									205 N	Stony Brook	7 0	
LAST 10 GAMES												
			61 H	Missouri	5 1	161 A	Saint Louis	15 8				
			139 H	Wichita St.	8 1	42 A	New Mexico	8 0				
			139 H	Wichita St.	13 4	42 A	New Mexico	5 9				
			139 H	Wichita St.	12 5	42 A	New Mexico	8 17				
			61 A	Missouri	5 3	12 H	Arkansas	4 12				

Non-Div. I Games:

Missouri St.

Average RPI Win: 134		WON-LOST	WINNING	LAST 10	STRENGTH OF		OPP. STRENGTH	TEAM	ADJ	CONF.	ADJ CONF.
Average RPI Loss: 54		RECORD	PCT. RANK	GAMES	SCHEDULE		OF SCHEDULE	RPI	RPI	RPI	RPI
DIV. I ONLY		33-10-0	.76744	10	51		63	14	.59242	14	3
DIV. I NON-CONF.		21-1-0	.95455	1	210		160	16	.59284	16	4
TOTALS		RPI 1-25	RPI 26-50		W-L RECORDS		RPI 51-100		RPI 101-150		RPI 150+
33-10-0		3-6-0	1-0-0		OVERALL		9-1-0		8-2-0		12-1-0
24-5-0		1-2-0	1-0-0		HOME		6-1-0		6-1-0		10-1-0
7-5-0		2-4-0	0-0-0		AWAY		1-0-0		2-1-0		2-0-0
2-0-0		0-0-0	0-0-0		NEUTRAL		2-0-0		0-0-0		0-0-0
21-1-0		0-0-0	1-0-0		NON-CONFERENCE		4-0-0		4-0-0		12-1-0
16-1-0		0-0-0	1-0-0		HOME		1-0-0		4-0-0		10-1-0
3-0-0		0-0-0	0-0-		AWAY		1-0-0		0-0-0		2-0-0
2-0-0		0-0-0	0-0-0		NEUTRAL		2-0-0		0-0-0		0-0-0
12-9-0		3-6-0	0-0-0		CONFERENCE		5-1-0		4-2-0		0-0-0
8-4-0		1-2-0	0-0-0		HOME		5-1-0		2-1-0		0-0-0
4-5-0		2-4-0	0-0-0		AWAY		0-0-0		2-1-0		0-0-0
0-0-0		0-0-0	0-0-0		NEUTRAL		0-0-0		0-0-0		0-0-0
RPI S	Opponent	Score	RPI S	Opponent	Score	RPI S	Opponent	Score	RPI S	Opponent	Score
2 A	Clemson	6 7	34 H	Old Dominion	18 5	58 N	Kansas	9 6	105 H	Rutgers	7 3
2 A	Clemson	1 12				65 N	Liberty	10 2	105 H	Rutgers	12 4
2 A	Clemson	2 0				86 H	Pittsburgh	5 2	105 H	Rutgers	18 2
3 A	North Carolina	2 12				86 H	Pittsburgh	4 3	117 H	William & Mary	11 3
3 A	North Carolina	2 1				86 H	Pittsburgh	12 1	120 A	Virginia Tech	5 7
3 A	North Carolina	4 9				87 H	Notre Dame	2 8	120 A	Virginia Tech	10 9
6 H	Louisville	2 5				87 H	Notre Dame	9 0	120 A	Virginia Tech	3 2
6 H	Louisville	3 4				87 H	Notre Dame	14 4	122 H	Duke	13 6
6 H	Louisville	11 2				90 A	VCU	4 2	122 H	Duke	3 19
						90 H	VCU	9 4	122 H	Duke	13 6
									187 H	Niagara	5 8
									187 H	Niagara	5 3
									189 H	VMI	9 7
									203 A	George Washington	7 1
									203 H	George Washington	11 1
									208 H	Monmouth	10 0
									225 H	James Madison	7 2
									226 A	The Citadel	10 6
									240 H	Towson	3 2
									240 H	Towson	8 4
									258 H	Longwood	13 2
									271 H	La Salle	18 3
									271 H	La Salle	12 3
LAST 10 GAMES											
			87 H	Notre Dame	9 0				120 A	Virginia Tech	5 7
			87 H	Notre Dame	2 8				120 A	Virginia Tech	3 2
			87 H	Notre Dame	14 4				120 A	Virginia Tech	10 9
			225 H	James Madison	7 2				90 H	VCU	9 4
			258 H	Longwood	13 2				86 H	Pittsburgh	4 3

Non-Div. I Games:

Virginia

Average RPI Win:	88	WON-LOST RECORD	WINNING PCT. RANK	LAST 10 GAMES	STRENGTH OF SCHEDULE	OPP. STRENGTH OF SCHEDULE	TEAM RPI	ADJ RPI	CONF. RPI	ADJ CONF. RPI		
DIV. I ONLY		25-16-0	.60976	70	6-4-0	1	41	15	.58935	15	1	1
DIV. I NON-CONF.		19-7-0	.73077	25	2-1-0	11	91	13	.59696	13	1	1
<hr/>												
TOTALS	RPI 1-25	RPI 26-50		W-L RECORDS		RPI 51-100		RPI 101-150		RPI 150+		
25-16-0	3-7-0	7-4-0		OVERALL		7-4-0		1-1-0		7-0-0		
17-9-0	1-2-0	5-4-0		HOME		4-2-0		1-1-0		6-0-0		
6-6-0	2-4-0	0-0-0		AWAY		3-2-0		0-0-0		1-0-0		
2-1-0	0-1-0	2-0-0		NEUTRAL		0-0-0		0-0-0		0-0-0		
19-7-0	0-1-0	4-1-0		NON-CONFERENCE		7-4-0		1-1-0		7-0-0		
13-4-0	0-0-0	2-1-0		HOME		4-2-0		1-1-0		6-0-0		
4-2-0	0-0-0	0-0-		AWAY		3-2-0		0-0-0		1-0-0		
2-1-0	0-1-0	2-0-0		NEUTRAL		0-0-0		0-0-0		0-0-0		
6-9-0	3-6-0	3-3-0		CONFERENCE		0-0-0		0-0-0		0-0-0		
4-5-0	1-2-0	3-3-0		HOME		0-0-0		0-0-0		0-0-0		
2-4-0	2-4-0	0-0-0		AWAY		0-0-0		0-0-0		0-0-0		
0-0-0	0-0-0	0-0-0		NEUTRAL		0-0-0		0-0-0		0-0-0		
RPI S	Opponent	Score	RPI S	Opponent	Score	RPI S	Opponent	Score	RPI S	Opponent	Score	
5 A	Texas Tech	2 13	31 H	Houston	2 1	51 A	Washington	6 3	121 H	SFA	2 1	
5 A	Texas Tech	10 9	31 H	Houston	0 2	51 A	Washington	0 6	127 H	Lamar University	1 11	
5 A	Texas Tech	3 5	31 H	Houston	5 0	51 A	Washington	4 5	169 A	Texas St.	4 0	
8 H	West Virginia	5 1	35 H	Texas	6 2	53 H	South Ala.	3 2	169 H	Texas St.	10 2	
8 H	West Virginia	5 6	35 H	Texas	4 3	53 H	South Ala.	10 9	187 H	Niagara	21 6	
8 H	West Virginia	1 7	35 H	Texas	3 5	53 H	South Ala.	9 7	187 H	Niagara	7 3	
11 A	TCU	5 8	36 H	Oklahoma	0 3	57 A	DBU	4 1	187 H	Niagara	6 3	
11 A	TCU	4 9	36 H	Oklahoma	7 0	57 H	DBU	8 6	223 H	Nevada	6 0	
11 A	TCU	16 5	36 H	Oklahoma	3 11	85 A	Sam Houston St.	6 5	278 H	Ark.-Pine Bluff	17 3	
17 N	LSU	0 4	43 N	Texas A&M	6 3	85 H	Sam Houston St.	4 7				
			46 N	Ole Miss	4 0	93 H	UTSA	9 15				
LAST 10 GAMES												
			169 H	Texas St.	10 2	35 H	Texas	3 5				
			11 A	TCU	5 8	35 H	Texas	4 3				
			11 A	TCU	16 5	35 H	Texas	6 2				
			11 A	TCU	4 9	85 H	Sam Houston St.	4 7				
			121 H	SFA	2 1	5 A	Texas Tech	10 9				

Non-Div. I Games:

Baylor



Average RPI Win:	110	WON-LOST	WINNING	LAST 10	STRENGTH OF	OPP. STRENGTH	TEAM	ADJ	CONF.	ADJ CONF.							
Average RPI Loss:	43	RECORD	PCT. RANK	GAMES	SCHEDULE	OF SCHEDULE	RPI	RPI	RPI	RPI							
DIV. I ONLY		29-14-0	.67442	36	8-2-0	15	35	16	.58851	16	2	2					
DIV. I NON-CONF.		15-9-0	.625	69	1-1-0	44	158	76	.5385	76	3	3					
<hr/>																	
TOTALS		RPI 1-25		RPI 26-50		W-L RECORDS		RPI 51-100		RPI 101-150		RPI 150+					
29-14-0		5-6-0		7-2-0		OVERALL		5-5-0		3-1-0		9-0-0					
21-6-0		3-2-0		3-1-0		HOME		3-2-0		3-1-0		9-0-0					
7-7-0		2-4-0		3-0-0		AWAY		2-3-0		0-0-0		0-0-0					
1-1-0		0-0-0		1-1-0		NEUTRAL		0-0-0		0-0-0		0-0-0					
15-9-0		1-1-0		0-2-0		NON-CONFERENCE		5-5-0		3-1-0		6-0-0					
13-5-0		1-1-0		0-1-0		HOME		3-2-0		3-1-0		6-0-0					
2-3-0		0-0-0		0-0-		AWAY		2-3-0		0-0-0		0-0-0					
0-1-0		0-0-0		0-1-0		NEUTRAL		0-0-0		0-0-0		0-0-0					
14-5-0		4-5-0		7-0-0		CONFERENCE		0-0-0		0-0-0		3-0-0					
8-1-0		2-1-0		3-0-0		HOME		0-0-0		0-0-0		3-0-0					
5-4-0		2-4-0		3-0-0		AWAY		0-0-0		0-0-0		0-0-0					
1-0-0		0-0-0		1-0-0		NEUTRAL		0-0-0		0-0-0		0-0-0					
RPI	S	Opponent		Score		RPI	S	Opponent		Score		RPI	S	Opponent		Score	
4	H	Kentucky		2 5		27	N	Southern Miss.		5 7		53	A	South Ala.		2 5	
4	H	Kentucky		10 6		37	H	Louisiana Tech		2 3		53	H	South Ala.		2 0	
4	H	Kentucky		10 6		44	H	Tennessee		14 4		53	H	South Ala.		8 6	
5	H	Texas Tech		8 5		44	H	Tennessee		5 4		56	A	Oregon		5 6	
5	H	Texas Tech		2 5		44	H	Tennessee		7 4		56	A	Oregon		5 4	
12	A	Arkansas		4 5		46	A	Ole Miss		4 3		56	A	Oregon		0 1	
12	A	Arkansas		1 6		46	A	Ole Miss		5 3		76	H	FIU		9 7	
12	A	Arkansas		1 3		46	A	Ole Miss		2 1		76	H	FIU		3 8	
20	A	South Carolina		1 6		46	N	Ole Miss		4 2		91	H	Morehead St.		8 13	
20	A	South Carolina		7 4								96	A	Memphis		8 3	
20	A	South Carolina		5 4													
						LAST 10 GAMES											
						46 N Ole Miss						20 A South Carolina					
						193 H Alabama						20 A South Carolina					
						193 H Alabama						20 A South Carolina					
						193 H Alabama						297 H Mississippi Val.					
						53 A South Ala.						4 H Kentucky					

**Non-Div. I Games:**

Mississippi St.

LSU

Average RPI Win:	102	WON-LOST RECORD	WINNING PCT. RANK	LAST 10 GAMES	STRENGTH OF SCHEDULE	OPP. STRENGTH OF SCHEDULE	TEAM RPI	ADJ RPI	CONF. RPI	ADJ CONF. RPI			
DIV. I ONLY		26-15-0	.63415	56	6-4-0	10	20	17	.58782	17	2	2	
DIV. I NON-CONF.		16-7-0	.69565	37	2-1-0	32	69	32	.57089	32	3	3	
<hr/>													
TOTALS	RPI 1-25	RPI 26-50		W-L RECORDS		RPI 51-100		RPI 101-150		RPI 150+			
26-15-0	8-8-0	4-3-0		OVERALL		1-2-0		7-2-0		6-0-0			
20-5-0	3-0-0	3-3-0		HOME		1-1-0		7-1-0		6-0-0			
4-8-0	4-6-0	0-0-0		AWAY		0-1-0		0-1-0		0-0-0			
2-2-0	1-2-0	1-0-0		NEUTRAL		0-0-0		0-0-0		0-0-0			
16-7-0	4-3-0	1-0-0		NON-CONFERENCE		1-2-0		4-2-0		6-0-0			
14-2-0	3-0-0	0-0-0		HOME		1-1-0		4-1-0		6-0-0			
0-3-0	0-1-0	0-0-		AWAY		0-1-0		0-1-0		0-0-0			
2-2-0	1-2-0	1-0-0		NEUTRAL		0-0-0		0-0-0		0-0-0			
10-8-0	4-5-0	3-3-0		CONFERENCE		0-0-0		3-0-0		0-0-0			
6-3-0	0-0-0	3-3-0		HOME		0-0-0		3-0-0		0-0-0			
4-5-0	4-5-0	0-0-0		AWAY		0-0-0		0-0-0		0-0-0			
0-0-0	0-0-0	0-0-0		NEUTRAL		0-0-0		0-0-0		0-0-0			
RPI	S	Opponent	Score	RPI	S	Opponent	Score	RPI	S	Opponent	Score		
4	A	Kentucky	4 3	43	H	Texas A&M	0 4	55	H	Southeastern La.	8 2		
4	A	Kentucky	5 12	43	H	Texas A&M	7 4	78	A	Tulane	6 9		
4	A	Kentucky	2 10	43	H	Texas A&M	3 4	78	H	Tulane	6 7		
5	N	Texas Tech	4 5	46	H	Ole Miss	3 2			127	H	Lamar University	10 4
7	A	Florida	0 1	46	H	Ole Miss	15 2			136	A	New Orleans	8 11
7	A	Florida	10 6	46	H	Ole Miss	1 4			136	H	New Orleans	4 7
7	A	Florida	1 8	49	N	Louisiana	3 2			139	H	Wichita St.	9 2
11	N	TCU	6 9							139	H	Wichita St.	12 5
12	A	Arkansas	10 8							139	H	Wichita St.	6 1
12	A	Arkansas	2 0							168	H	Nicholls St.	3 2
12	A	Arkansas	3 9							222	H	Air Force	10 3
15	N	Baylor	4 0							237	H	Army West Point	9 0
21	H	Maryland	9 5							237	H	Army West Point	6 0
21	H	Maryland	6 1							272	H	Hofstra	8 1
21	H	Maryland	14 0							282	H	Grambling	13 2
22	A	McNeese	4 5										
<hr/>													
LAST 10 GAMES													
78	A	Tulane	6 9	46	H	Ole Miss	3 2						
4	A	Kentucky	2 10	46	H	Ole Miss	1 4						
4	A	Kentucky	4 3	46	H	Ole Miss	15 2						
4	A	Kentucky	5 12	49	N	Louisiana	3 2						
127	H	Lamar University	10 4	12	A	Arkansas	2 0						

Non-Div. I Games: Louisiana Col. 13 0

LSU

Average RPI Win: 79		WON-LOST RECORD		WINNING PCT. RANK		LAST 10 GAMES		STRENGTH OF SCHEDULE		OPP. STRENGTH OF SCHEDULE		TEAM RPI		ADJ RPI		CONF. RPI		ADJ CONF. RPI	
DIV. I ONLY		24-12-0		.66667 37		8-2-0		42		1		18		.58333 18		4		4	
DIV. I NON-CONF.		14-5-0		.73684 22		2-0-0		113		1		19		.58862 19		2		2	
TOTALS		RPI 1-25		RPI 26-50		W-L RECORDS		RPI 51-100		RPI 101-150		RPI 150+							
24-12-0		1-3-0		7-6-0		OVERALL		12-3-0		1-0-0		3-0-0							
15-7-0		1-3-0		6-4-0		HOME		5-0-0		1-0-0		2-0-0							
9-5-0		0-0-0		1-2-0		AWAY		7-3-0		0-0-0		1-0-0							
0-0-0		0-0-0		0-0-0		NEUTRAL		0-0-0		0-0-0		0-0-0							
14-5-0		1-0-0		4-3-0		NON-CONFERENCE		5-2-0		1-0-0		3-0-0							
10-1-0		1-0-0		3-1-0		HOME		3-0-0		1-0-0		2-0-0							
4-4-0		0-0-0		1-0-		AWAY		2-2-0		0-0-0		1-0-0							
0-0-0		0-0-0		0-0-0		NEUTRAL		0-0-0		0-0-0		0-0-0							
10-7-0		0-3-0		3-3-0		CONFERENCE		7-1-0		0-0-0		0-0-0							
5-6-0		0-3-0		3-3-0		HOME		2-0-0		0-0-0		0-0-0							
5-1-0		0-0-0		0-0-0		AWAY		5-1-0		0-0-0		0-0-0							
0-0-0		0-0-0		0-0-0		NEUTRAL		0-0-0		0-0-0		0-0-0							
RPI S	Opponent		Score		RPI S	Opponent		Score		RPI S	Opponent		Score		RPI S	Opponent		Score	
1	H	Oregon St.	1	3	32	A	Cal St. Fullerton	0	1	56	A	Oregon	4	3	137	H	Cal Poly	5	2
1	H	Oregon St.	0	7	32	A	Cal St. Fullerton	1	8	56	A	Oregon	8	5	153	H	UC Davis	8	2
1	H	Oregon St.	7	15	32	A	Cal St. Fullerton	7	6	56	A	Oregon	10	4	231	A	San Jose St.	9	3
23	H	Long Beach St.	7	3	33	H	Utah	6	4	58	H	Kansas	4	2	266	H	Santa Clara	8	2
					33	H	Utah	0	4	58	H	Kansas	6	0					
					33	H	Utah	5	1	58	H	Kansas	5	0					
					35	H	Texas	5	2	72	H	California	8	4					
					35	H	Texas	3	2	72	H	California	6	4					
					35	H	Texas	0	4	80	A	Rice	16	6					
					35	H	Texas	2	1	80	A	Rice	0	4					
					48	H	UCLA	0	2	80	A	Rice	2	0					
					48	H	UCLA	5	3	80	A	Rice	2	12					
					48	H	UCLA	6	7	99	A	Southern California	8	3					
										99	A	Southern California	5	7					
										99	A	Southern California	6	3					
LAST 10 GAMES																			
					266	H	Santa Clara	8	2	48	H	UCLA	6	7					
					56	A	Oregon	10	4	48	H	UCLA	5	3					
					56	A	Oregon	8	5	48	H	UCLA	0	2					
					56	A	Oregon	4	3	231	A	San Jose St.	9	3					
					72	H	California	6	4	99	A	Southern California	6	3					

Non-Div. I Games:

Stanford

Average RPI Win:	99	WON-LOST	WINNING	LAST 10	STRENGTH OF	OPP. STRENGTH	TEAM	ADJ	CONF.	ADJ CONF.		
Average RPI Loss:	70	RECORD	PCT. RANK	GAMES	SCHEDULE	OF SCHEDULE	RPI	RPI	RPI	RPI		
DIV. I ONLY		25-16-0	.60976	70	5-5-0	8	55	19	.582	19	2	2
DIV. I NON-CONF.		16-7-0	.69565	37	1-1-0	12	234	30	.57143	30	3	3
<hr/>												
TOTALS	RPI 1-25	RPI 26-50		W-L RECORDS		RPI 51-100		RPI 101-150		RPI 150+		
25-16-0	4-5-0	3-3-0		OVERALL		6-3-0		7-3-0		5-2-0		
14-9-0	1-2-0	2-1-0		HOME		4-2-0		3-2-0		4-2-0		
9-7-0	3-3-0	1-2-0		AWAY		2-1-0		3-1-0		0-0-0		
2-0-0	0-0-0	0-0-0		NEUTRAL		0-0-0		1-0-0		1-0-0		
16-7-0	0-0-0	0-0-0		NON-CONFERENCE		6-3-0		5-2-0		5-2-0		
11-6-0	0-0-0	0-0-0		HOME		4-2-0		3-2-0		4-2-0		
3-1-0	0-0-0	0-0-		AWAY		2-1-0		1-0-0		0-0-0		
2-0-0	0-0-0	0-0-0		NEUTRAL		0-0-0		1-0-0		1-0-0		
9-9-0	4-5-0	3-3-0		CONFERENCE		0-0-0		2-1-0		0-0-0		
3-3-0	1-2-0	2-1-0		HOME		0-0-0		0-0-0		0-0-0		
6-6-0	3-3-0	1-2-0		AWAY		0-0-0		2-1-0		0-0-0		
0-0-0	0-0-0	0-0-0		NEUTRAL		0-0-0		0-0-0		0-0-0		
RPI	S	Opponent	Score	RPI	S	Opponent	Score	RPI	S	Opponent	Score	
4	A	Kentucky	6 4	43	H	Texas A&M	17 3	55	H	Southeastern La.	4 2	
4	A	Kentucky	3 10	43	H	Texas A&M	4 3	55	H	Southeastern La.	9 6	
4	A	Kentucky	4 7	43	H	Texas A&M	4 6	60	A	San Diego	11 1	
7	H	Florida	2 0	46	A	Ole Miss	6 2	60	A	San Diego	8 2	
7	H	Florida	6 10	46	A	Ole Miss	0 1	60	A	San Diego	2 3	
7	H	Florida	8 20	46	A	Ole Miss	8 10	81	H	Saint Mary's (CA)	9 1	
20	A	South Carolina	1 6					81	H	Saint Mary's (CA)	9 8	
20	A	South Carolina	7 6					81	H	Saint Mary's (CA)	1 5	
20	A	South Carolina	5 3					95	H	Tennessee Tech	2 5	

Non-Div. I Games:

Vanderbilt

Average RPI Win:		104	WON-LOST RECORD		WINNING PCT. RANK	LAST 10 GAMES		STRENGTH OF SCHEDULE		OPP. STRENGTH OF SCHEDULE	TEAM RPI	ADJ RPI	CONF. RPI	ADJ CONF. RPI			
DIV. I ONLY			24-15-0		.61538	63	4-6-0		5	15	20	.58142	20	2	2		
DIV. I NON-CONF.			15-6-0		.71429	32	1-1-0		6	86	17	.59036	17	3	3		
TOTALS		RPI 1-25		RPI 26-50		W-L RECORDS		RPI 51-100		RPI 101-150		RPI 150+					
24-15-0		5-11-0		4-0-0		OVERALL		5-2-0		2-0-0		8-2-0					
17-9-0		2-5-0		1-0-0		HOME		5-2-0		2-0-0		7-2-0					
7-4-0		3-4-0		3-0-0		AWAY		0-0-0		0-0-0		1-0-0					
0-2-0		0-2-0		0-0-0		NEUTRAL		0-0-0		0-0-0		0-0-0					
15-6-0		1-3-0		1-0-0		NON-CONFERENCE		5-2-0		2-0-0		6-1-0					
13-4-0		0-1-0		1-0-0		HOME		5-2-0		2-0-0		5-1-0					
2-0-0		1-0-0		0-0-		AWAY		0-0-0		0-0-0		1-0-0					
0-2-0		0-2-0		0-0-0		NEUTRAL		0-0-0		0-0-0		0-0-0					
9-9-0		4-8-0		3-0-0		CONFERENCE		0-0-0		0-0-0		2-1-0					
4-5-0		2-4-0		0-0-0		HOME		0-0-0		0-0-0		2-1-0					
5-4-0		2-4-0		3-0-0		AWAY		0-0-0		0-0-0		0-0-0					
0-0-0		0-0-0		0-0-0		NEUTRAL		0-0-0		0-0-0		0-0-0					
RPI	S	Opponent		Score		RPI	S	Opponent		Score		RPI	S	Opponent		Score	
2	A	Clemson		2	0	44	A	Tennessee		7	1	75	H	Wright St.		1	5
2	H	Clemson		3	5	44	A	Tennessee		10	2	75	H	Wright St.		10	5
2	N	Clemson		7	8	44	A	Tennessee		6	4	75	H	Wright St.		4	3
3	N	North Carolina		5	20	47	H	Charlotte		5	4	82	H	Michigan St.		5	2
7	A	Florida		4	2							82	H	Michigan St.		3	2
7	A	Florida		5	7							84	H	Winthrop		8	6
7	A	Florida		0	1							92	H	Kansas St.		5	6
16	H	Mississippi St.		4	5												
16	H	Mississippi St.		6	1												
16	H	Mississippi St.		4	7												
19	H	Vanderbilt		6	7												
19	H	Vanderbilt		6	1												
19	H	Vanderbilt		3	5												
25	A	Auburn		7	0												
25	A	Auburn		5	6												
25	A	Auburn		4	5												
						LAST 10 GAMES											
						7	A	Florida		5	7	16	H	Mississippi St.		4	5
						7	A	Florida		4	2	16	H	Mississippi St.		4	7
						7	A	Florida		0	1	3	N	North Carolina		5	20
						165	H	Davidson		3	2	19	H	Vanderbilt		6	1
						16	H	Mississippi St.		6	1	19	H	Vanderbilt		3	5

Non-Div. I Games:

South Carolina

Average RPI Win: 133		WON-LOST RECORD	WINNING PCT. RANK	LAST 10 GAMES	STRENGTH OF SCHEDULE	OPP. STRENGTH OF SCHEDULE	TEAM RPI	ADJ RPI	CONF. RPI	ADJ CONF. RPI							
Average RPI Loss: 64																	
DIV. I ONLY		28-11-0	.71795	15	8-2-0	95	38	21	.58046	21	7	7					
DIV. I NON-CONF.		16-8-0	.66667	46	2-1-0	142	34	52	.55566	52	7	7					
<hr/>																	
TOTALS		RPI 1-25		RPI 26-50		W-L RECORDS		RPI 51-100		RPI 101-150		RPI 150+					
28-11-0		1-5-0		3-3-0		OVERALL		5-0-0		8-1-0		11-2-0					
18-1-0		1-0-0		2-1-0		HOME		3-0-0		4-0-0		8-0-0					
6-8-0		0-4-0		1-2-0		AWAY		0-0-0		4-0-0		1-2-0					
4-2-0		0-1-0		0-0-0		NEUTRAL		2-0-0		0-1-0		2-0-0					
16-8-0		1-5-0		0-0-0		NON-CONFERENCE		2-0-0		5-1-0		8-2-0					
10-0-0		1-0-0		0-0-0		HOME		0-0-0		4-0-0		5-0-0					
2-6-0		0-4-0		0-0-		AWAY		0-0-0		1-0-0		1-2-0					
4-2-0		0-1-0		0-0-0		NEUTRAL		2-0-0		0-1-0		2-0-0					
12-3-0		0-0-0		3-3-0		CONFERENCE		3-0-0		3-0-0		3-0-0					
8-1-0		0-0-0		2-1-0		HOME		3-0-0		0-0-0		3-0-0					
4-2-0		0-0-0		1-2-0		AWAY		0-0-0		3-0-0		0-0-0					
0-0-0		0-0-0		0-0-0		NEUTRAL		0-0-0		0-0-0		0-0-0					
RPI	S	Opponent		Score		RPI	S	Opponent		Score		RPI	S	Opponent		Score	
3	A	North Carolina		2	9	28	H	Michigan		7	2	52	N	North Carolina St.		9	2
6	N	Louisville		7	10	28	H	Michigan		5	4	82	H	Michigan St.		12	2
8	H	West Virginia		7	6	28	H	Michigan		2	6	82	H	Michigan St.		6	2
17	A	LSU		5	9	38	A	Nebraska		1	3	82	H	Michigan St.		2	1
17	A	LSU		1	6	38	A	Nebraska		8	5	87	N	Notre Dame		4	3
17	A	LSU		0	14	38	A	Nebraska		4	8						

Non-Div. I Games:

Maryland

Average RPI Win:	163	WON-LOST RECORD	WINNING PCT. RANK	LAST 10 GAMES	STRENGTH OF SCHEDULE	OPP. STRENGTH OF SCHEDULE	TEAM RPI	ADJ RPI	CONF. RPI	ADJ CONF. RPI
DIV. I ONLY		28-11-0	.71795 15	8-2-0	112	67	22	.5797 22	13	13
DIV. I NON-CONF.		10-8-0	.55556 111	0-1-0	69	20	70	.54121 70	14	14
<hr/>										
TOTALS	RPI 1-25	RPI 26-50		W-L RECORDS	RPI 51-100		RPI 101-150		RPI 150+	
28-11-0	2-4-0	2-3-0		OVERALL	1-3-0		9-0-0		14-1-0	
18-1-0	2-0-0	2-1-0		HOME	0-0-0		6-0-0		8-0-0	
10-10-0	0-4-0	0-2-0		AWAY	1-3-0		3-0-0		6-1-0	
0-0-0	0-0-0	0-0-0		NEUTRAL	0-0-0		0-0-0		0-0-0	
<hr/>										
10-8-0	2-4-0	2-3-0		NON-CONFERENCE	0-1-0		0-0-0		6-0-0	
9-1-0	2-0-0	2-1-0		HOME	0-0-0		0-0-0		5-0-0	
1-7-0	0-4-0	0-0-		AWAY	0-1-0		0-0-0		1-0-0	
0-0-0	0-0-0	0-0-0		NEUTRAL	0-0-0		0-0-0		0-0-0	
<hr/>										
18-3-0	0-0-0	0-0-0		CONFERENCE	1-2-0		9-0-0		8-1-0	
9-0-0	0-0-0	0-0-0		HOME	0-0-0		6-0-0		3-0-0	
9-3-0	0-0-0	0-0-0		AWAY	1-2-0		3-0-0		5-1-0	
0-0-0	0-0-0	0-0-0		NEUTRAL	0-0-0		0-0-0		0-0-0	
<hr/>										
RPI S	Opponent	Score		RPI S	Opponent	Score		RPI S	Opponent	Score
9 A	Arizona	3	8	31 A	Houston	5	6	55 A	Southeastern La.	2 10
9 A	Arizona	5	12	37 A	Louisiana Tech	7	8	55 A	Southeastern La.	4 5
9 A	Arizona	3	9	37 H	Louisiana Tech	5	3	55 A	Southeastern La.	4 1
9 A	Arizona	3	12	49 H	Louisiana	1	3	78 A	Tulane	2 10
13 H	Missouri St.	4	3	50 H	Rhode Island	5	4			
17 H	LSU	5	4							
										</

Non-Div. I Games:

McNeese

Average RPI Win: 114		WON-LOST	WINNING	LAST 10	STRENGTH OF		OPP. STRENGTH	TEAM	ADJ	CONF.	ADJ CONF.
Average RPI Loss: 77		RECORD	PCT. RANK	GAMES	SCHEDULE		OF SCHEDULE	RPI	RPI	RPI	RPI
DIV. I ONLY		25-14-0	.64103	51	7-3-0		57	23	23	.57891	23
DIV. I NON-CONF.		12-12-0	.5	146	0-2-0		23	15	39	.56293	39
TOTALS		RPI 1-25	RPI 26-50		W-L RECORDS		RPI 51-100		RPI 101-150		RPI 150+
25-14-0		3-2-0	4-4-0		OVERALL		2-4-0		10-3-0		6-1-0
14-3-0		1-0-0	3-1-0		HOME		1-0-0		4-1-0		5-1-0
10-11-0		2-2-0	1-3-0		AWAY		1-4-0		5-2-0		1-0-0
1-0-0		0-0-0	0-0-0		NEUTRAL		0-0-0		1-0-0		0-0-0
12-12-0		3-2-0	1-4-0		NON-CONFERENCE		2-4-0		2-2-0		4-0-0
6-2-0		1-0-0	0-1-0		HOME		1-0-0		1-1-0		3-0-0
5-10-0		2-2-0	1-0-		AWAY		1-4-0		0-1-0		1-0-0
1-0-0		0-0-0	0-0-0		NEUTRAL		0-0-0		1-0-0		0-0-0
13-2-0		0-0-0	3-0-0		CONFERENCE		0-0-0		8-1-0		2-1-0
8-1-0		0-0-0	3-0-0		HOME		0-0-0		3-0-0		2-1-0
5-1-0		0-0-0	0-0-0		AWAY		0-0-0		5-1-0		0-0-0
0-0-0		0-0-0	0-0-0		NEUTRAL		0-0-0		0-0-0		0-0-0
RPI S	Opponent	Score	RPI S	Opponent	Score	RPI S	Opponent	Score	RPI S	Opponent	Score
3 A	North Carolina	5 2	32 H	Cal St. Fullerton	6 4	72 A	California	3 1	104 A	San Diego St.	5 12
3 A	North Carolina	4 1	32 H	Cal St. Fullerton	1 0	99 A	Southern California	3 4	104 H	San Diego St.	2 6
3 A	North Carolina	5 8	32 H	Cal St. Fullerton	8 5	99 H	Southern California	6 0	111 A	UC Santa Barbara	2 3
11 H	TCU	7 0	36 A	Oklahoma	2 4	100 A	Arizona St.	5 8	111 A	UC Santa Barbara	5 2
18 A	Stanford	3 7	36 A	Oklahoma	8 3	100 A	Arizona St.	6 7	111 A	UC Santa Barbara	9 3
			36 A	Oklahoma	2 6	100 A	Arizona St.	4 9	123 H	Washington St.	8 7
			48 A	UCLA	1 2				133 N	Grand Canyon	9 1
			48 H	UCLA	1 5				134 H	UC Riverside	8 0
									134 H	UC Riverside	11 4
									134 H	UC Riverside	3 0
									142 A	UC Irvine	8 2
									142 A	UC Irvine	5 2
									142 A	UC Irvine	4 0
									167 A	Pepperdine	2 1
									173 H	CSUN	6 2
									173 H	CSUN	4 0
									173 H	CSUN	5 8
									236 H	Fordham	6 0
									236 H	Fordham	8 4
									236 H	Fordham	7 1
			LAST 10 GAMES								
			48 H	UCLA	1 5	173 H	CSUN	5 8			
			142 A	UC Irvine	5 2	173 H	CSUN	4 0			
			142 A	UC Irvine	8 2	173 H	CSUN	6 2			
			142 A	UC Irvine	4 0	134 H	UC Riverside	3 0			
			48 A	UCLA	1 2	134 H	UC Riverside	11 4			

Non-Div. I Games:

Long Beach St.



Average RPI Win: 98		WON-LOST	WINNING	LAST 10	STRENGTH OF		OPP. STRENGTH	TEAM	ADJ	CONF.	ADJ CONF.						
Average RPI Loss: 46		RECORD	PCT. RANK	GAMES	SCHEDULE		OF SCHEDULE	RPI	RPI	RPI	RPI						
DIV. I ONLY		26-16-0	.61905	62	5-5-0		19	11	24	.57875	24	3	3				
DIV. I NON-CONF.		16-6-0	.72727	26	2-1-0		14	31	8	.59979	8	4	4				
-----																	
TOTALS		RPI 1-25		RPI 26-50		W-L RECORDS		RPI 51-100		RPI 101-150		RPI 150+					
26-16-0		2-7-0		2-1-0		OVERALL		16-6-0		1-2-0		5-0-0					
16-8-0		2-5-0		0-1-0		HOME		10-2-0		0-0-0		4-0-0					
10-7-0		0-1-0		2-0-0		AWAY		6-4-0		1-2-0		1-0-0					
0-1-0		0-1-0		0-0-0		NEUTRAL		0-0-0		0-0-0		0-0-0					
16-6-0		0-3-0		2-1-0		NON-CONFERENCE		9-2-0		0-0-0		5-0-0					
12-3-0		0-1-0		0-1-0		HOME		8-1-0		0-0-0		4-0-0					
4-2-0		0-1-0		2-0-		AWAY		1-1-0		0-0-0		1-0-0					
0-1-0		0-1-0		0-0-0		NEUTRAL		0-0-0		0-0-0		0-0-0					
10-10-0		2-4-0		0-0-0		CONFERENCE		7-4-0		1-2-0		0-0-0					
4-5-0		2-4-0		0-0-0		HOME		2-1-0		0-0-0		0-0-0					
6-5-0		0-0-0		0-0-0		AWAY		5-3-0		1-2-0		0-0-0					
0-0-0		0-0-0		0-0-0		NEUTRAL		0-0-0		0-0-0		0-0-0					
RPI	S	Opponent		Score		RPI	S	Opponent		Score		RPI	S	Opponent		Score	
2	H	Clemson		7 6		29	A	UCF		5 2		52	A	North Carolina St.		4 8	
2	H	Clemson		10 12		29	A	UCF		5 0		52	A	North Carolina St.		3 4	
2	H	Clemson		7 3		30	H	South Fla.		2 4		52	A	North Carolina St.		16 7	
3	H	North Carolina		2 5								67	A	FGCU		2 5	
3	H	North Carolina		1 3								67	H	FGCU		3 2	
3	H	North Carolina		7 9								67	H	FGCU		7 6	
7	A	Florida		0 1								77	A	Jacksonville		6 5	
7	H	Florida		7 10								77	H	Jacksonville		10 9	
7	N	Florida		1 4								79	A	Miami (FL)		6 3	
												79	A	Miami (FL)		4 5	
												87	A	Notre Dame		5 1	
												87	A	Notre Dame		8 3	
												87	A	Notre Dame		8 2	
												88	H	Boston College		11 1	
												88	H	Boston College		5 8	
												88	H	Boston College		13 0	
												90	H	VCU		11 3	
												90	H	VCU		12 3	
												90	H	VCU		0 3	
												97	H	Samford		16 3	
-----																	
LAST 10 GAMES																	
						198	A	Stetson		11 5							
						79	A	Miami (FL)		4 5							
						79	A	Miami (FL)		6 3							
						198	H	Stetson		7 3							
						2	H	Clemson		7 6							

Non-Div. I Games:

Florida St.

RPI	S	Opponent	Score	
97	H	Samford	13	4
97	H	Samford	8	0
2	H	Clemson	7	3
2	H	Clemson	10	12
7	H	Florida	7	10
52	A	North Carolina St.	4	8
52	A	North Carolina St.	3	4

F  
l  
o  
r  
i  
d  
a  
s  
t  
.

F  
l  
o  
r  
i  
d  
a  
s  
t  
.

Average RPI Win: 111		WON-LOST RECORD	WINNING PCT. RANK	LAST 10 GAMES	STRENGTH OF SCHEDULE	OPP. STRENGTH OF SCHEDULE	TEAM RPI	ADJ RPI		CONF. RPI	ADJ CONF. RPI						
Average RPI Loss: 89																	
DIV. I ONLY		30-13-0	.69767 22	6-4-0	34	37	25	.57811	25	2	2						
DIV. I NON-CONF.		17-7-0	.70833 33	2-1-0	105	157	81	.53601	81	3	3						
<hr/>																	
TOTALS		RPI 1-25		RPI 26-50		W-L RECORDS		RPI 51-100		RPI 101-150		RPI 150+					
30-13-0		7-2-0		3-3-0		OVERALL		3-3-0		5-2-0		12-3-0					
21-9-0		7-2-0		0-0-0		HOME		1-3-0		2-1-0		11-3-0					
8-4-0		0-0-0		3-3-0		AWAY		2-0-0		3-1-0		0-0-0					
1-0-0		0-0-0		0-0-0		NEUTRAL		0-0-0		0-0-0		1-0-0					
17-7-0		0-0-0		0-0-0		NON-CONFERENCE		3-3-0		3-1-0		11-3-0					
14-7-0		0-0-0		0-0-0		HOME		1-3-0		2-1-0		11-3-0					
3-0-0		0-0-0		0-0-		AWAY		2-0-0		1-0-0		0-0-0					
0-0-0		0-0-0		0-0-0		NEUTRAL		0-0-0		0-0-0		0-0-0					
13-6-0		7-2-0		3-3-0		CONFERENCE		0-0-0		2-1-0		1-0-0					
7-2-0		7-2-0		0-0-0		HOME		0-0-0		0-0-0		0-0-0					
5-4-0		0-0-0		3-3-0		AWAY		0-0-0		2-1-0		0-0-0					
1-0-0		0-0-0		0-0-0		NEUTRAL		0-0-0		0-0-0		1-0-0					
RPI	S	Opponent		Score		RPI	S	Opponent		Score		RPI	S	Opponent		Score	
7	H	Florida		6 5		43	A	Texas A&M		2 1		53	H	South Ala.		3 14	
7	H	Florida		14 3		43	A	Texas A&M		3 6		64	A	Georgia Tech		7 4	
7	H	Florida		2 1		43	A	Texas A&M		1 3		64	H	Georgia Tech		8 11	
12	H	Arkansas		3 7		44	A	Tennessee		3 2		97	A	Samford		16 15	
12	H	Arkansas		15 2		44	A	Tennessee		4 5		97	H	Samford		6 7	
12	H	Arkansas		11 6		44	A	Tennessee		8 1		98	H	Florida A&M		12 8	
20	H	South Carolina		6 5													
20	H	South Carolina		5 4													
20	H	South Carolina		0 7													

Non-Div. I Games:

Auburn

Average RPI Win: 128		WON-LOST RECORD		WINNING PCT. RANK		LAST 10 GAMES		STRENGTH OF SCHEDULE		OPP. STRENGTH OF SCHEDULE		TEAM RPI		ADJ RPI		CONF. RPI		ADJ CONF. RPI					
DIV. I ONLY		22-16-2		.575 93		7-3-0		9		154		26		.57738 26		7		7					
DIV. I NON-CONF.		14-10-1		.58 101		2-1-0		10		167		28		.57294 28		7		7					
TOTALS		RPI 1-25		RPI 26-50		W-L RECORDS		RPI 51-100		RPI 101-150		RPI 150+											
22-16-2		0-2-0		2-3-1		OVERALL		6-4-1		6-5-0		8-2-0											
7-6-1		0-0-0		0-2-1		HOME		2-1-0		4-2-0		1-1-0											
12-8-1		0-0-0		2-1-0		AWAY		2-3-1		1-3-0		7-1-0											
3-2-0		0-2-0		0-0-0		NEUTRAL		2-0-0		1-0-0		0-0-0											
14-10-1		0-2-0		0-0-0		NON-CONFERENCE		4-3-1		5-3-0		5-2-0											
5-3-0		0-0-0		0-0-0		HOME		0-0-0		4-2-0		1-1-0											
6-5-1		0-0-0		0-0-		AWAY		2-3-1		0-1-0		4-1-0											
3-2-0		0-2-0		0-0-0		NEUTRAL		2-0-0		1-0-0		0-0-0											
8-6-1		0-0-0		2-3-1		CONFERENCE		2-1-0		1-2-0		3-0-0											
2-3-1		0-0-0		0-2-1		HOME		2-1-0		0-0-0		0-0-0											
6-3-0		0-0-0		2-1-0		AWAY		0-0-0		1-2-0		3-0-0											
0-0-0		0-0-0		0-0-0		NEUTRAL		0-0-0		0-0-0		0-0-0											
RPI	S	Opponent		Score		RPI	S	Opponent		Score		RPI	S	Opponent		Score							
1	N	Oregon St.		1	4	28	A	Michigan		12	9	63	H	Minnesota		13	12	101	H	Middle Tenn.		3	5
1	N	Oregon St.		0	1	28	A	Michigan		1	0	63	H	Minnesota		0	11	101	H	Middle Tenn.		12	1
						28	A	Michigan		5	12	63	H	Minnesota		4	0	101	H	Middle Tenn.		6	0
						38	H	Nebraska		1	3	69	N	Gonzaga		12	3	108	A	Cincinnati		1	6
						38	H	Nebraska		3	7	69	N	Gonzaga		5	1	108	H	Cincinnati		3	2
						38	H	Nebraska		1	1	71	A	Fla. Atlantic		8	4	119	A	Purdue		14	9
												71	A	Fla. Atlantic		2	6	119	A	Purdue		3	7
												71	A	Fla. Atlantic		6	6	119	A	Purdue		5	6
												97	A	Samford		3	5	132	H	Ball St.		3	2
												97	A	Samford		5	6	132	N	Ball St.		4	3
												97	A	Samford		10	5	141	H	Butler		5	7
																		151	A	Hawaii		10	11
																		151	A	Hawaii		7	6
																		151	A	Hawaii		4	3
																		151	A	Hawaii		8	5
																		185	A	Indiana St.		2	0
																		185	H	Indiana St.		3	7
																		246	A	Northwestern		6	5
																		246	A	Northwestern		13	9
																		246	A	Northwestern		10	9
																		267	H	Evansville		6	3
						LAST 10 GAMES																	
						132	N	Ball St.		4	3	63	H	Minnesota		4	0						
						28	A	Michigan		5	12	63	H	Minnesota		13	12						
						28	A	Michigan		12	9	63	H	Minnesota		0	11						
						28	A	Michigan		1	0	185	A	Indiana St.		2	0						
						141	H	Butler		5	7	119	A	Purdue		14	9						

Non-Div. I Games:

Indiana

Average RPI Win: 124		WON-LOST	WINNING	LAST 10	STRENGTH OF		OPP. STRENGTH	TEAM	ADJ	CONF.	ADJ CONF.
Average RPI Loss: 75		RECORD	PCT. RANK	GAMES	SCHEDULE		OF SCHEDULE	RPI	RPI	RPI	RPI
DIV. I ONLY		31-12-0	.72093	14	5-5-0		75	46	27	.577	27
DIV. I NON-CONF.		18-7-0	.72	31	2-2-0		77	62	29	.57152	29
TOTALS		RPI 1-25	RPI 26-50		W-L RECORDS		RPI 51-100		RPI 101-150		RPI 150+
31-12-0		1-0-0	5-6-0		OVERALL		7-3-0		11-2-0		7-1-0
18-6-0		0-0-0	1-3-0		HOME		4-1-0		10-2-0		3-0-0
11-5-0		0-0-0	4-2-0		AWAY		3-2-0		1-0-0		3-1-0
2-1-0		1-0-0	0-1-0		NEUTRAL		0-0-0		0-0-0		1-0-0
18-7-0		1-0-0	1-4-0		NON-CONFERENCE		3-1-0		9-1-0		4-1-0
13-2-0		0-0-0	0-1-0		HOME		2-0-0		8-1-0		3-0-0
3-4-0		0-0-0	1-0-		AWAY		1-1-0		1-0-0		0-1-0
2-1-0		1-0-0	0-1-0		NEUTRAL		0-0-0		0-0-0		1-0-0
13-5-0		0-0-0	4-2-0		CONFERENCE		4-2-0		2-1-0		3-0-0
5-4-0		0-0-0	1-2-0		HOME		2-1-0		2-1-0		0-0-0
8-1-0		0-0-0	3-0-0		AWAY		2-1-0		0-0-0		3-0-0
0-0-0		0-0-0	0-0-0		NEUTRAL		0-0-0		0-0-0		0-0-0
RPI S	Opponent	Score	RPI S	Opponent	Score	RPI S	Opponent	Score	RPI S	Opponent	Score
16 N	Mississippi St.	7 5	34 H	Old Dominion	10 2	53 A	South Ala.	13 7	106 H	Xavier	0 2
			34 H	Old Dominion	11 13	53 H	South Ala.	4 2	106 H	Xavier	10 0
			34 H	Old Dominion	2 9	76 H	FIU	5 1	106 H	Xavier	2 0
			37 A	Louisiana Tech	13 9	76 H	FIU	15 4	114 H	Marshall	13 3
			37 A	Louisiana Tech	5 2	76 H	FIU	4 10	114 H	Marshall	7 8
			37 A	Louisiana Tech	8 5	78 A	Tulane	8 10	114 H	Marshall	5 3
			46 H	Ole Miss	2 6	78 H	Tulane	2 1	135 H	Columbia	20 5
			46 N	Ole Miss	5 6	80 A	Rice	15 4	135 H	Columbia	4 3
			49 A	Louisiana	4 5	80 A	Rice	4 11	136 A	New Orleans	6 0
			49 A	Louisiana	1 3	80 A	Rice	17 6	136 H	New Orleans	8 4
			49 A	Louisiana	15 11				149 H	Northeastern	8 7
									149 H	Northeastern	9 4
									149 H	Northeastern	14 1
									168 N	Nicholls St.	16 8
									193 A	Alabama	5 12
									250 A	Western Ky.	6 1
									250 A	Western Ky.	5 0
									250 A	Western Ky.	13 1
									267 H	Evansville	9 2
									267 H	Evansville	14 10
									267 H	Evansville	18 2
LAST 10 GAMES											
			53 A	South Ala.	13 7	168 N	Nicholls St.	16 8			
			34 H	Old Dominion	2 9	80 A	Rice	17 6			
			34 H	Old Dominion	11 13	80 A	Rice	4 11			
			34 H	Old Dominion	10 2	80 A	Rice	15 4			
			78 A	Tulane	8 10	46 H	Ole Miss	2 6			

Non-Div. I Games:

Southern Miss.

Average RPI Win: 146		WON-LOST	WINNING	LAST 10	STRENGTH OF		OPP. STRENGTH	TEAM	ADJ	CONF.	ADJ CONF.
Average RPI Loss: 82		RECORD	PCT. RANK	GAMES	SCHEDULE		OF SCHEDULE	RPI	RPI	RPI	RPI
DIV. I ONLY		31-9-0	.775	8	7-3-0		111	90	28	.57682	28
DIV. I NON-CONF.		23-4-0	.85185	7	4-0-0		122	123	14	.59538	14
TOTALS		RPI 1-25	RPI 26-50		W-L RECORDS		RPI 51-100		RPI 101-150		RPI 150+
31-9-0		1-2-0	4-3-0		OVERALL		7-2-0		1-0-0		18-2-0
18-4-0		0-0-0	4-2-0		HOME		2-0-0		1-0-0		11-2-0
8-3-0		1-2-0	0-1-0		AWAY		2-0-0		0-0-0		5-0-0
5-2-0		0-0-0	0-0-0		NEUTRAL		3-2-0		0-0-0		2-0-0
23-4-0		0-0-0	3-1-0		NON-CONFERENCE		6-2-0		1-0-0		13-1-0
11-1-0		0-0-0	3-0-0		HOME		1-0-0		1-0-0		6-1-0
7-1-0		0-0-0	0-0-		AWAY		2-0-0		0-0-0		5-0-0
5-2-0		0-0-0	0-0-0		NEUTRAL		3-2-0		0-0-0		2-0-0
8-5-0		1-2-0	1-2-0		CONFERENCE		1-0-0		0-0-0		5-1-0
7-3-0		0-0-0	1-2-0		HOME		1-0-0		0-0-0		5-1-0
1-2-0		1-2-0	0-0-0		AWAY		0-0-0		0-0-0		0-0-0
0-0-0		0-0-0	0-0-0		NEUTRAL		0-0-0		0-0-0		0-0-0
RPI S	Opponent	Score	RPI S	Opponent	Score	RPI S	Opponent	Score	RPI S	Opponent	Score
21 A	Maryland	2 7	26 H	Indiana	0 1	60 N	San Diego	3 1	128 H	Central Mich.	13 4
21 A	Maryland	6 2	26 H	Indiana	12 5	74 A	Loyola Marymount	14 2	161 N	Saint Louis	6 1
21 A	Maryland	4 5	26 H	Indiana	9 12	82 H	Michigan St.	12 4	166 N	Creighton	7 6
			36 H	Oklahoma	14 4	87 H	Notre Dame	4 3	170 H	Illinois	5 7
			36 H	Oklahoma	5 2	89 N	Seton Hall	8 7	170 H	Illinois	7 0
			36 H	Oklahoma	6 2	89 N	Seton Hall	6 8	170 H	Illinois	9 8
			48 A	UCLA	0 1	89 N	Seton Hall	4 5	178 A	Lipscomb	8 2
						89 N	Seton Hall	10 7	178 A	Lipscomb	5 0
						99 A	Southern California	4 1	178 A	Lipscomb	4 3
									182 H	Eastern Mich.	2 1
									202 H	Western Mich.	6 4
									207 H	Toledo	12 0
									209 H	Penn St.	15 2
									209 H	Penn St.	10 6
									209 H	Penn St.	14 1
									231 A	San Jose St.	6 2
									252 H	Northern Ill.	7 4
									252 H	Northern Ill.	8 3
									252 H	Northern Ill.	5 8
									252 H	Northern Ill.	7 4
									266 A	Santa Clara	10 3
LAST 10 GAMES											
			26 H	Indiana	12 5	36 H	Oklahoma	14 4			
			26 H	Indiana	9 12	36 H	Oklahoma	5 2			
			26 H	Indiana	0 1	182 H	Eastern Mich.	2 1			
			82 H	Michigan St.	12 4	170 H	Illinois	5 7			
			36 H	Oklahoma	6 2	170 H	Illinois	7 0			

Non-Div. I Games:

Michigan

Average RPI Win: 131		WON-LOST RECORD		WINNING PCT. RANK		LAST 10 GAMES		STRENGTH OF SCHEDULE		OPP. STRENGTH OF SCHEDULE		TEAM RPI		ADJ RPI		CONF. RPI		ADJ CONF. RPI					
DIV. I ONLY		29-12-0		.70732 20		6-4-0		31		89		29		.5768 29		5		5					
DIV. I NON-CONF.		22-7-0		.75862 20		1-1-0		75		117		38		.56425 38		5		5					
TOTALS		RPI 1-25		RPI 26-50		W-L RECORDS		RPI 51-100		RPI 101-150		RPI 150+											
29-12-0		1-3-0		4-5-0		OVERALL		8-2-0		6-2-0		10-0-0											
24-7-0		1-2-0		4-2-0		HOME		3-1-0		6-2-0		10-0-0											
5-5-0		0-1-0		0-3-0		AWAY		5-1-0		0-0-0		0-0-0											
0-0-0		0-0-0		0-0-0		NEUTRAL		0-0-0		0-0-0		0-0-0											
22-7-0		1-3-0		0-0-0		NON-CONFERENCE		5-2-0		6-2-0		10-0-0											
20-5-0		1-2-0		0-0-0		HOME		3-1-0		6-2-0		10-0-0											
2-2-0		0-1-0		0-0-		AWAY		2-1-0		0-0-0		0-0-0											
0-0-0		0-0-0		0-0-0		NEUTRAL		0-0-0		0-0-0		0-0-0											
7-5-0		0-0-0		4-5-0		CONFERENCE		3-0-0		0-0-0		0-0-0											
4-2-0		0-0-0		4-2-0		HOME		0-0-0		0-0-0		0-0-0											
3-3-0		0-0-0		0-3-0		AWAY		3-0-0		0-0-0		0-0-0											
0-0-0		0-0-0		0-0-0		NEUTRAL		0-0-0		0-0-0		0-0-0											
RPI	S	Opponent		Score		RPI	S	Opponent		Score		RPI	S	Opponent		Score							
7	A	Florida		3	4	30	A	South Fla.		5	6	71	H	Fla. Atlantic		3	8	103	H	North Florida	3	2	
7	H	Florida		11	2	30	A	South Fla.		5	7	73	A	Bethune-Cookman		5	4	115	H	Dartmouth	1	4	
24	H	Florida St.		2	5	30	A	South Fla.		4	5	73	H	Bethune-Cookman		5	1	115	H	Dartmouth	3	4	
24	H	Florida St.		0	5	31	H	Houston		6	1	77	A	Jacksonville		10	3	115	H	Dartmouth	15	0	
						31	H	Houston		1	3	77	A	Jacksonville		1	7	128	H	Central Mich.	21	1	
						31	H	Houston		5	2	77	H	Jacksonville		4	0	128	H	Central Mich.	5	4	
						45	H	UConn		8	1	77	H	Jacksonville		10	1	128	H	Central Mich.	7	3	
						45	H	UConn		8	2	83	A	East Carolina		9	4	138	H	Bradley	12	9	
						45	H	UConn		5	6	83	A	East Carolina		7	0	198	H	Stetson	5	3	
												83	A	East Carolina		8	7	205	H	Stony Brook	3	2	
																		205	H	Stony Brook	7	3	
																		205	H	Stony Brook	8	4	
																		235	H	Siena	7	2	
																		235	H	Siena	3	0	
																		235	H	Siena	17	6	
																		253	H	Manhattan	10	1	
																		253	H	Manhattan	13	3	
																		253	H	Manhattan	7	2	
						LAST 10 GAMES																	
						45	H	UConn		8	2	83	A	East Carolina		9	4						
						45	H	UConn		5	6	83	A	East Carolina		8	7						
						45	H	UConn		8	1	71	H	Fla. Atlantic		3	8						
						73	H	Bethune-Cookman		5	1	30	A	South Fla.		5	7						
						83	A	East Carolina		7	0	30	A	South Fla.		5	6						

Non-Div. I Games:

UCF

Average RPI Win: 144		WON-LOST	WINNING	LAST 10	STRENGTH OF		OPP. STRENGTH	TEAM	ADJ	CONF.	ADJ CONF.				
Average RPI Loss: 104		RECORD	PCT. RANK	GAMES	SCHEDULE		OF SCHEDULE	RPI	RPI	RPI	RPI				
DIV. I ONLY		32-9-0	.78049	7	6-4-0		106	75	30	.57629	30	5	5		
DIV. I NON-CONF.		25-4-0	.86207	4	2-1-0		145	118	24	.57928	24	5	5		
TOTALS		RPI 1-25	RPI 26-50		W-L RECORDS		RPI 51-100		RPI 101-150		RPI 150+				
32-9-0		1-0-0	3-0-0		OVERALL		6-5-0		5-3-0		17-1-0				
26-5-0		0-0-0	3-0-0		HOME		3-1-0		4-3-0		16-1-0				
6-4-0		1-0-0	0-0-0		AWAY		3-4-0		1-0-0		1-0-0				
0-0-0		0-0-0	0-0-0		NEUTRAL		0-0-0		0-0-0		0-0-0				
25-4-0		1-0-0	0-0-0		NON-CONFERENCE		3-2-0		4-1-0		17-1-0				
22-3-0		0-0-0	0-0-0		HOME		3-1-0		3-1-0		16-1-0				
3-1-0		1-0-0	0-0-		AWAY		0-1-0		1-0-0		1-0-0				
0-0-0		0-0-0	0-0-0		NEUTRAL		0-0-0		0-0-0		0-0-0				
7-5-0		0-0-0	3-0-0		CONFERENCE		3-3-0		1-2-0		0-0-0				
4-2-0		0-0-0	3-0-0		HOME		0-0-0		1-2-0		0-0-0				
3-3-0		0-0-0	0-0-0		AWAY		3-3-0		0-0-0		0-0-0				
0-0-0		0-0-0	0-0-0		NEUTRAL		0-0-0		0-0-0		0-0-0				
RPI S	Opponent	Score		RPI S	Opponent	Score		RPI S	Opponent	Score		RPI S	Opponent	Score	
24 A	Florida St.	4	2	29 H	UCF	5	4	67 A	FGCU	1	2	102 H	Iowa	9	4
				29 H	UCF	7	5	77 H	Jacksonville	12	6	102 H	Iowa	2	4
				29 H	UCF	6	5	78 A	Tulane	4	6	102 H	Iowa	6	0
								78 A	Tulane	7	5	103 A	North Florida	4	2
								78 A	Tulane	3	4	103 H	North Florida	7	3
								96 A	Memphis	1	5	108 H	Cincinnati	4	2
								96 A	Memphis	4	2	108 H	Cincinnati	3	9
								96 A	Memphis	11	6	108 H	Cincinnati	2	3
								98 H	Florida A&M	7	1	175 H	Valparaiso	6	5
								98 H	Florida A&M	2	3	175 H	Valparaiso	11	2
								98 H	Florida A&M	11	1	175 H	Valparaiso	8	1
												198 A	Stetson	8	6
												198 H	Stetson	0	6
												198 H	Stetson	9	4
												204 H	Miami (OH)	11	2
												204 H	Miami (OH)	5	1
												204 H	Miami (OH)	7	2
												204 H	Miami (OH)	3	2
												206 H	Harvard	8	6
												206 H	Harvard	4	1
												206 H	Harvard	8	2
												206 H	Harvard	14	2
												207 H	Toledo	6	3
												207 H	Toledo	12	3
												207 H	Toledo	4	3
												254 H	Villanova	8	1
LAST 10 GAMES				198 H	Stetson	0	6	108 H	Cincinnati	4	2	207 H	Toledo	12	3
				96 A	Memphis	1	5	108 H	Cincinnati	2	3	207 H	Toledo	4	3
				96 A	Memphis	11	6	108 H	Cincinnati	3	9	207 H	Toledo	8	1
				96 A	Memphis	4	2	198 A	Stetson	8	6				
				103 A	North Florida	4	2	29 H	UCF	7	5				

Non-Div. I Games:

South Fla.



Average RPI Win:	124	WON-LOST RECORD	WINNING PCT. RANK	LAST 10 GAMES	STRENGTH OF SCHEDULE	OPP. STRENGTH OF SCHEDULE	TEAM RPI	ADJ RPI	CONF. RPI	ADJ CONF. RPI				
Average RPI Loss:	62													
DIV. I ONLY		27-13-0	.675	34	5-5-0	60	21	31	.57488	31	5	5		
DIV. I NON-CONF.		19-9-0	.67857	45	0-3-0	80	29	42	.5612	42	5	5		
<hr/>														
TOTALS	RPI 1-25	RPI 26-50		W-L RECORDS		RPI 51-100		RPI 101-150		RPI 150+				
27-13-0	4-2-0	3-3-0		OVERALL		7-7-0		3-1-0		10-0-0				
17-5-0	3-0-0	1-1-0		HOME		5-3-0		0-1-0		8-0-0				
9-6-0	1-2-0	2-2-0		AWAY		2-2-0		3-0-0		1-0-0				
1-2-0	0-0-0	0-0-0		NEUTRAL		0-2-0		0-0-0		1-0-0				
19-9-0	4-2-0	2-1-0		NON-CONFERENCE		0-5-0		3-1-0		10-0-0				
12-4-0	3-0-0	1-1-0		HOME		0-2-0		0-1-0		8-0-0				
6-3-0	1-2-0	1-0-		AWAY		0-1-0		3-0-0		1-0-0				
1-2-0	0-0-0	0-0-0		NEUTRAL		0-2-0		0-0-0		1-0-0				
8-4-0	0-0-0	1-2-0		CONFERENCE		7-2-0		0-0-0		0-0-0				
5-1-0	0-0-0	0-0-0		HOME		5-1-0		0-0-0		0-0-0				
3-3-0	0-0-0	1-2-0		AWAY		2-1-0		0-0-0		0-0-0				
0-0-0	0-0-0	0-0-0		NEUTRAL		0-0-0		0-0-0		0-0-0				
RPI	S	Opponent	Score		RPI	S	Opponent	Score		RPI	S	Opponent	Score	
10	H	Wake Forest	8	1	29	A	UCF	1	6	61	N	Missouri	2	4
10	H	Wake Forest	5	4	29	A	UCF	2	5	78	H	Tulane	12	2
15	A	Baylor	1	2	29	A	UCF	3	1	78	H	Tulane	8	7
15	A	Baylor	2	0	32	H	Cal St. Fullerton	7	4	78	H	Tulane	1	7
15	A	Baylor	0	5	32	H	Cal St. Fullerton	1	4	80	A	Rice	3	4
22	H	McNeese	6	5	49	A	Louisiana	4	0	80	H	Rice	0	9
										83	H	East Carolina	8	1
										83	H	East Carolina	17	3
										83	H	East Carolina	9	6
										85	H	Sam Houston St.	2	12
										85	N	Sam Houston St.	4	5
										96	A	Memphis	9	8
										96	A	Memphis	8	10
										96	A	Memphis	13	3
										80	A	Rice	3	4
										83	H	East Carolina	9	6
LAST 10 GAMES														
										96	A	Memphis	9	8
										96	A	Memphis	8	10
										96	A	Memphis	13	3
										80	A	Rice	3	4
										83	H	East Carolina	9	6

Non-Div. I Games:

Houston

Average RPI Win:		100	WON-LOST RECORD		WINNING PCT. RANK		LAST 10 GAMES		STRENGTH OF SCHEDULE		OPP. STRENGTH OF SCHEDULE		TEAM RPI		ADJ RPI		CONF. RPI		ADJ CONF. RPI					
DIV. I ONLY			24-14-0		.63158		57		1-0-0		56		28		32		.57284		32		8		8	
DIV. I NON-CONF.			18-8-0		.69231		40		1-0-0		16		24		12		.59831		12		8		8	
TOTALS		RPI 1-25		RPI 26-50		W-L RECORDS		RPI 51-100		RPI 101-150		RPI 150+												
24-14-0		3-4-0		4-2-0		OVERALL		8-3-0		3-4-0		6-1-0												
15-3-0		3-1-0		3-0-0		HOME		5-1-0		0-1-0		4-0-0												
9-10-0		0-3-0		1-2-0		AWAY		3-1-0		3-3-0		2-1-0												
0-1-0		0-0-0		0-0-0		NEUTRAL		0-1-0		0-0-0		0-0-0												
18-8-0		3-1-0		4-2-0		NON-CONFERENCE		8-3-0		0-1-0		3-1-0												
12-3-0		3-1-0		3-0-0		HOME		5-1-0		0-1-0		1-0-0												
6-4-0		0-0-0		1-0-		AWAY		3-1-0		0-0-0		2-1-0												
0-1-0		0-0-0		0-0-0		NEUTRAL		0-1-0		0-0-0		0-0-0												
6-6-0		0-3-0		0-0-0		CONFERENCE		0-0-0		3-3-0		3-0-0												
3-0-0		0-0-0		0-0-0		HOME		0-0-0		0-0-0		3-0-0												
3-6-0		0-3-0		0-0-0		AWAY		0-0-0		3-3-0		0-0-0												
0-0-0		0-0-0		0-0-0		NEUTRAL		0-0-0		0-0-0		0-0-0												
RPI	S	Opponent		Score		RPI	S	Opponent		Score		RPI	S	Opponent		Score								
9	H	Arizona		4	0	31	A	Houston		4	7	60	A	San Diego		9	2							
18	H	Stanford		8	1	31	A	Houston		4	1	60	H	San Diego		13	2							
18	H	Stanford		6	7	42	H	New Mexico		2	1	60	N	San Diego		6	11							
18	H	Stanford		1	0	42	H	New Mexico		5	4	69	H	Gonzaga		0	1							
23	A	Long Beach St.		0	1	42	H	New Mexico		1	0	69	H	Gonzaga		4	3							
23	A	Long Beach St.		4	6	48	A	UCLA		7	9	69	H	Gonzaga		3	2							
23	A	Long Beach St.		5	8							99	A	Southern California		9	13							
												99	H	Southern California		13	5							
												99	H	Southern California		2	1							
												100	A	Arizona St.		10	4							
												100	A	Arizona St.		13	4							
														228 A UNLV		4	1							
														228 A UNLV		5	0							
														228 A UNLV		1	6							
														231 H San Jose St.		6	1							
LAST 10 GAMES																								
60 H San Diego						13	2	99 H Southern California						2	1									
137 A Cal Poly						4	8	99 H Southern California						13	5									
137 A Cal Poly						6	13	99 A Southern California						9	13									
137 A Cal Poly						7	4	153 H UC Davis						8	5									
60 N San Diego						6	11	153 H UC Davis						9	8									

**Non-Div. I Games:**

Cal St. Fullerton

Average RPI Win: 96		WON-LOST	WINNING	LAST 10	STRENGTH OF		OPP. STRENGTH	TEAM	ADJ	CONF.	ADJ CONF.
Average RPI Loss: 77		RECORD	PCT. RANK	GAMES	SCHEDULE		OF SCHEDULE	RPI	RPI	RPI	RPI
DIV. I ONLY		18-17-0	.51429	133	6-4-0		11	36	33	.57217	33
DIV. I NON-CONF.		10-7-0	.58824	95	1-0-0		107	140	74	.53901	74
TOTALS		RPI 1-25	RPI 26-50		W-L RECORDS		RPI 51-100		RPI 101-150		RPI 150+
18-17-0		4-5-0	1-1-0		OVERALL		6-7-0		2-1-0		5-3-0
6-5-0		0-0-0	0-0-0		HOME		4-3-0		2-1-0		0-1-0
9-11-0		4-5-0	0-0-0		AWAY		2-4-0		0-0-0		3-2-0
3-1-0		0-0-0	1-1-0		NEUTRAL		0-0-0		0-0-0		2-0-0
10-7-0		0-0-0	1-1-0		NON-CONFERENCE		2-2-0		2-1-0		5-3-0
2-3-0		0-0-0	0-0-0		HOME		0-1-0		2-1-0		0-1-0
5-3-0		0-0-0	0-0-		AWAY		2-1-0		0-0-0		3-2-0
3-1-0		0-0-0	1-1-0		NEUTRAL		0-0-0		0-0-0		2-0-0
8-10-0		4-5-0	0-0-0		CONFERENCE		4-5-0		0-0-0		0-0-0
4-2-0		0-0-0	0-0-0		HOME		4-2-0		0-0-0		0-0-0
4-8-0		4-5-0	0-0-0		AWAY		0-3-0		0-0-0		0-0-0
0-0-0		0-0-0	0-0-0		NEUTRAL		0-0-0		0-0-0		0-0-0
RPI S	Opponent	Score	RPI S	Opponent	Score	RPI S	Opponent	Score	RPI S	Opponent	Score
1 A	Oregon St.	4 5	38 N	Nebraska	3 4	51 A	Washington	1 3	113 H	New Mexico St.	5 1
1 A	Oregon St.	1 5	38 N	Nebraska	7 5	51 A	Washington	3 4	113 H	New Mexico St.	0 3
1 A	Oregon St.	4 5				51 A	Washington	1 4	113 H	New Mexico St.	5 1
9 A	Arizona	12 5				56 H	Oregon	11 5	164 N	Ohio St.	12 0
9 A	Arizona	4 2				56 H	Oregon	1 11	164 N	Ohio St.	6 4
9 A	Arizona	7 3				56 H	Oregon	13 1	190 A	CSU Bakersfield	15 3
18 A	Stanford	1 5				62 H	BYU	6 11	190 A	CSU Bakersfield	7 5
18 A	Stanford	4 6				72 H	California	9 3	190 A	CSU Bakersfield	5 6
18 A	Stanford	4 0				72 H	California	16 8	223 A	Nevada	4 9
						72 H	California	7 8	264 A	Utah Valley	23 5
						93 A	UTSA	7 1	264 H	Utah Valley	7 9
						93 A	UTSA	3 8			
						93 A	UTSA	17 3			
LAST 10 GAMES											
264 A	Utah Valley	23 5	72 H	California	16 8						
9 A	Arizona	4 2	72 H	California	9 3						
9 A	Arizona	7 3	1 A	Oregon St.	1 5						
9 A	Arizona	12 5	1 A	Oregon St.	4 5						
72 H	California	7 8	1 A	Oregon St.	4 5						

Non-Div. I Games:

Utah

Average RPI Win: 118		WON-LOST	WINNING	LAST 10	STRENGTH OF		OPP. STRENGTH	TEAM	ADJ	CONF.	ADJ CONF.
Average RPI Loss: 74		RECORD	PCT. RANK	GAMES	SCHEDULE		OF SCHEDULE	RPI	RPI	RPI	RPI
DIV. I ONLY		28-12-0	.7	21	66		39	34	.57036	34	6
DIV. I NON-CONF.		16-6-0	.72727	26	134		96	60	.54631	60	6
TOTALS		RPI 1-25	RPI 26-50		W-L RECORDS		RPI 51-100		RPI 101-150		RPI 150+
28-12-0		2-3-0	5-4-0		OVERALL		6-1-0		6-2-0		9-2-0
20-7-0		2-2-0	3-3-0		HOME		3-0-0		3-1-0		9-1-0
8-5-0		0-1-0	2-1-0		AWAY		3-1-0		3-1-0		0-1-0
0-0-0		0-0-0	0-0-0		NEUTRAL		0-0-0		0-0-0		0-0-0
16-6-0		2-3-0	0-0-0		NON-CONFERENCE		1-0-0		4-1-0		9-2-0
14-4-0		2-2-0	0-0-0		HOME		0-0-0		3-1-0		9-1-0
2-2-0		0-1-0	0-0-		AWAY		1-0-0		1-0-0		0-1-0
0-0-0		0-0-0	0-0-0		NEUTRAL		0-0-0		0-0-0		0-0-0
12-6-0		0-0-0	5-4-0		CONFERENCE		5-1-0		2-1-0		0-0-0
6-3-0		0-0-0	3-3-0		HOME		3-0-0		0-0-0		0-0-0
6-3-0		0-0-0	2-1-0		AWAY		2-1-0		2-1-0		0-0-0
0-0-0		0-0-0	0-0-0		NEUTRAL		0-0-0		0-0-0		0-0-0
RPI S	Opponent	Score	RPI S	Opponent	Score	RPI S	Opponent	Score	RPI S	Opponent	Score
4 H	Kentucky	2 19	27 A	Southern Miss.	13 11	80 H	Rice	2 0	101 A	Middle Tenn.	6 17
8 H	West Virginia	8 4	27 A	Southern Miss.	2 10	80 H	Rice	3 2	101 A	Middle Tenn.	5 3
8 H	West Virginia	1 3	27 A	Southern Miss.	9 2	80 H	Rice	6 5	101 A	Middle Tenn.	9 8
8 H	West Virginia	7 4	37 H	Louisiana Tech	3 7	90 A	VCU	5 4	105 H	Rutgers	6 2
14 A	Virginia	5 18	37 H	Louisiana Tech	3 2	93 A	UTSA	5 7	105 H	Rutgers	15 4
			37 H	Louisiana Tech	3 7	93 A	UTSA	11 5	105 H	Rutgers	5 8
			47 H	Charlotte	2 0	93 A	UTSA	9 1	117 A	William & Mary	11 6
			47 H	Charlotte	1 3				117 H	William & Mary	6 3
			47 H	Charlotte	3 0				154 H	Delaware	2 1
									180 H	Princeton	7 1
									180 H	Princeton	14 4
									189 A	VMI	14 17
									189 H	VMI	14 2
									225 H	James Madison	9 8
									225 H	James Madison	3 4
									242 H	Saint Joseph's	7 6
									257 H	LIU Brooklyn	11 7
									257 H	LIU Brooklyn	16 8
									257 H	LIU Brooklyn	13 0
			LAST 10 GAMES								
			27 A	Southern Miss.	9 2	37 H	Louisiana Tech	3 7			
			27 A	Southern Miss.	13 11	117 H	William & Mary	6 3			
			27 A	Southern Miss.	2 10	101 A	Middle Tenn.	6 17			
			37 H	Louisiana Tech	3 7	101 A	Middle Tenn.	5 3			
			37 H	Louisiana Tech	3 2	101 A	Middle Tenn.	9 8			

Non-Div. I Games:

Old Dominion

Average RPI Win:	101	WON-LOST RECORD	WINNING PCT. RANK	LAST 10 GAMES	STRENGTH OF SCHEDULE	OPP. STRENGTH OF SCHEDULE	TEAM RPI	ADJ RPI	CONF. RPI	ADJ CONF. RPI				
DIV. I ONLY		28-16-0	.63636	54	6-4-0	41	6	35	.56874	35	1	1		
DIV. I NON-CONF.		21-8-0	.72414	29	5-1-0	66	7	27	.57564	27	1	1		
<hr/>														
TOTALS	RPI 1-25	RPI 26-50		W-L RECORDS		RPI 51-100		RPI 101-150		RPI 150+				
28-16-0	2-8-0	8-3-0		OVERALL		8-4-0		4-0-0		6-1-0				
23-7-0	0-3-0	8-2-0		HOME		6-2-0		4-0-0		5-0-0				
5-8-0	2-5-0	0-0-0		AWAY		2-2-0		0-0-0		1-1-0				
0-1-0	0-0-0	0-1-0		NEUTRAL		0-0-0		0-0-0		0-0-0				
21-8-0	1-3-0	6-2-0		NON-CONFERENCE		4-2-0		4-0-0		6-1-0				
18-3-0	0-0-0	6-1-0		HOME		3-2-0		4-0-0		5-0-0				
3-4-0	1-3-0	0-0-		AWAY		1-0-0		0-0-0		1-1-0				
0-1-0	0-0-0	0-1-0		NEUTRAL		0-0-0		0-0-0		0-0-0				
7-8-0	1-5-0	2-1-0		CONFERENCE		4-2-0		0-0-0		0-0-0				
5-4-0	0-3-0	2-1-0		HOME		3-0-0		0-0-0		0-0-0				
2-4-0	1-2-0	0-0-0		AWAY		1-2-0		0-0-0		0-0-0				
0-0-0	0-0-0	0-0-0		NEUTRAL		0-0-0		0-0-0		0-0-0				
RPI	S	Opponent	Score		RPI	S	Opponent	Score		RPI	S	Opponent	Score	
5	H	Texas Tech	1	2	36	H	Oklahoma	9	3	58	A	Kansas	4	5
5	H	Texas Tech	5	8	36	H	Oklahoma	5	3	58	A	Kansas	1	2
5	H	Texas Tech	1	2	36	H	Oklahoma	1	2	58	A	Kansas	5	3
15	A	Baylor	5	3	43	H	Texas A&M	4	3	80	H	Rice	6	1
15	A	Baylor	2	6	45	H	UConn	9	3	80	H	Rice	1	7
15	A	Baylor	3	4	45	H	UConn	4	1	80	H	Rice	5	4
18	A	Stanford	1	2	45	H	UConn	1	2	80	H	Rice	2	3
18	A	Stanford	2	5	48	H	UCLA	5	2	85	A	Sam Houston St.	7	2
18	A	Stanford	2	3	48	H	UCLA	5	4	85	H	Sam Houston St.	8	1
18	A	Stanford	4	0	48	H	UCLA	10	5	92	H	Kansas St.	6	5
					49	N	Louisiana	1	8	92	H	Kansas St.	5	0
										92	H	Kansas St.	2	0
<hr/>														
LAST 10 GAMES														
					49	N	Louisiana	1	8	15	A	Baylor	5	3
					136	H	New Orleans	4	3	15	A	Baylor	3	4
					136	H	New Orleans	3	2	15	A	Baylor	2	6
					136	H	New Orleans	7	1	169	H	Texas St.	9	2
					169	H	Texas St.	2	0	36	H	Oklahoma	1	2

Non-Div. I Games:

Texas

Average RPI Win: 149		WON-LOST RECORD		WINNING PCT. RANK		LAST 10 GAMES		STRENGTH OF SCHEDULE		OPP. STRENGTH OF SCHEDULE		TEAM RPI		ADJ RPI		CONF. RPI		ADJ CONF. RPI					
DIV. I ONLY		28-15-0		.65116 46		2-8-0		53		56		36		.56754 36		1		1					
DIV. I NON-CONF.		22-8-0		.73333 24		0-5-0		118		141		37		.5648 37		1		1					
TOTALS		RPI 1-25		RPI 26-50		W-L RECORDS		RPI 51-100		RPI 101-150		RPI 150+											
28-15-0		6-3-0		1-6-0		OVERALL		3-5-0		3-1-0		15-0-0											
21-5-0		4-2-0		0-0-0		HOME		3-2-0		0-1-0		14-0-0											
7-10-0		2-1-0		1-6-0		AWAY		0-3-0		3-0-0		1-0-0											
0-0-0		0-0-0		0-0-0		NEUTRAL		0-0-0		0-0-0		0-0-0											
22-8-0		2-1-0		0-3-0		NON-CONFERENCE		2-3-0		3-1-0		15-0-0											
18-2-0		2-1-0		0-0-0		HOME		2-0-0		0-1-0		14-0-0											
4-6-0		0-0-0		0-0-		AWAY		0-3-0		3-0-0		1-0-0											
0-0-0		0-0-0		0-0-0		NEUTRAL		0-0-0		0-0-0		0-0-0											
6-7-0		4-2-0		1-3-0		CONFERENCE		1-2-0		0-0-0		0-0-0											
3-3-0		2-1-0		0-0-0		HOME		1-2-0		0-0-0		0-0-0											
3-4-0		2-1-0		1-3-0		AWAY		0-0-0		0-0-0		0-0-0											
0-0-0		0-0-0		0-0-0		NEUTRAL		0-0-0		0-0-0		0-0-0											
RPI	S	Opponent		Score		RPI	S	Opponent		Score		RPI	S	Opponent		Score							
5	H	Texas Tech		4	9	28	A	Michigan		2	5	57	A	DBU		10	16	139	H	Wichita St.		2	4
5	H	Texas Tech		6	2	28	A	Michigan		2	6	58	H	Kansas		2	5	144	A	Kennesaw St.		14	4
5	H	Texas Tech		5	4	28	A	Michigan		4	14	58	H	Kansas		7	6	144	A	Kennesaw St.		17	9
15	A	Baylor		11	3	35	A	Texas		3	9	58	H	Kansas		10	15	144	A	Kennesaw St.		5	2
15	A	Baylor		0	7	35	A	Texas		3	5	64	A	Georgia Tech		0	2	200	H	Buffalo		5	1
15	A	Baylor		3	0	35	A	Texas		2	1	88	H	Boston College		5	4	200	H	Buffalo		11	0
23	H	Long Beach St.		3	8	41	A	Oklahoma St.		3	4	94	A	Oral Roberts		2	3	200	H	Buffalo		1	0
23	H	Long Beach St.		6	2							94	H	Oral Roberts		6	2	200	H	Buffalo		16	10
23	H	Long Beach St.		4	2													201	H	Central Conn. St.		13	2
																		201	H	Central Conn. St.		6	1
																		201	H	Central Conn. St.		3	0
																		201	H	Central Conn. St.		11	2
																		215	A	Georgia St.		5	4
																		229	H	Little Rock		10	5
																		252	H	Northern Ill.		10	3
																		254	H	Villanova		17	1
																		254	H	Villanova		9	2
																		282	H	Grambling		10	2
																		282	H	Grambling		11	2
																		</					

Average RPI Win:	138	WON-LOST	WINNING	LAST 10	STRENGTH OF	OPP. STRENGTH	TEAM	ADJ	CONF.	ADJ CONF.	
Average RPI Loss:	72	RECORD	PCT. RANK	GAMES	SCHEDULE	OF SCHEDULE	RPI	RPI	RPI	RPI	
DIV. I ONLY	27-14-0	.65854	42	7-3-0	54	92	37	.56614	37	6	6
DIV. I NON-CONF.	19-4-0	.82609	11	2-0-0	70	191	10	.59961	10	6	6
<hr/>											
TOTALS	RPI 1-25	RPI 26-50		W-L RECORDS		RPI 51-100		RPI 101-150		RPI 150+	
27-14-0	3-2-0	4-6-0		OVERALL		3-3-0		7-1-0		10-2-0	
16-7-0	2-1-0	1-3-0		HOME		1-2-0		4-0-0		8-1-0	
11-7-0	1-1-0	3-3-0		AWAY		2-1-0		3-1-0		2-1-0	
0-0-0	0-0-0	0-0-0		NEUTRAL		0-0-0		0-0-0		0-0-0	
19-4-0	3-2-0	1-0-0		NON-CONFERENCE		0-0-0		7-1-0		8-1-0	
13-1-0	2-1-0	1-0-0		HOME		0-0-0		4-0-0		6-0-0	
6-3-0	1-1-0	0-0-		AWAY		0-0-0		3-1-0		2-1-0	
0-0-0	0-0-0	0-0-0		NEUTRAL		0-0-0		0-0-0		0-0-0	
8-10-0	0-0-0	3-6-0		CONFERENCE		3-3-0		0-0-0		2-1-0	
3-6-0	0-0-0	0-3-0		HOME		1-2-0		0-0-0		2-1-0	
5-4-0	0-0-0	3-3-0		AWAY		2-1-0		0-0-0		0-0-0	
0-0-0	0-0-0	0-0-0		NEUTRAL		0-0-0		0-0-0		0-0-0	
<hr/>											
RPI S	Opponent	Score		RPI S	Opponent	Score		RPI S	Opponent	Score	
12 H	Arkansas	4	3	27 H	Southern Miss.	2	5	80 A	Rice	2	3
12 H	Arkansas	10	13	27 H	Southern Miss.	9	13	80 A	Rice	6	4
16 A	Mississippi St.	3	2	27 H	Southern Miss.	5	8	80 A	Rice	6	0
22 A	McNeese	3	5	34 A	Old Dominion	7	3	93 H	UTSA	4	8
22 H	McNeese	8	7	34 A	Old Dominion	7	3	93 H	UTSA	3	6
				34 A	Old Dominion	2	3	93 H	UTSA	6	0
				47 A	Charlotte	2	4				
				47 A	Charlotte	12	7				
				47 A	Charlotte	7	13				
				49 H	Louisiana	6	5				

Non-Div. I Games:

Louisiana Tech

Average RPI Win:		118	WON-LOST RECORD		WINNING PCT. RANK		LAST 10 GAMES		STRENGTH OF SCHEDULE		OPP. STRENGTH OF SCHEDULE		TEAM RPI		ADJ RPI		CONF. RPI		ADJ CONF. RPI					
DIV. I ONLY			24-15-1		.6125		67		6-4-0		35		52		38		.56604		38		7		7	
DIV. I NON-CONF.			17-11-0		.60714		86		2-1-0		89		47		62		.5445		62		7		7	
TOTALS		RPI 1-25		RPI 26-50				W-L RECORDS				RPI 51-100				RPI 101-150				RPI 150+				
24-15-1		3-4-0		3-2-1				OVERALL				4-1-0				9-6-0				5-2-0				
12-5-0		2-1-0		0-0-0				HOME				1-0-0				5-4-0				4-0-0				
9-4-1		0-0-0		2-0-1				AWAY				3-1-0				3-1-0				1-2-0				
3-6-0		1-3-0		1-2-0				NEUTRAL				0-0-0				1-1-0				0-0-0				
17-11-0		1-3-0		1-2-0				NON-CONFERENCE				2-0-0				8-4-0				5-2-0				
9-2-0		0-0-0		0-0-0				HOME				1-0-0				4-2-0				4-0-0				
5-3-0		0-0-0		0-0-				AWAY				1-0-0				3-1-0				1-2-0				
3-6-0		1-3-0		1-2-0				NEUTRAL				0-0-0				1-1-0				0-0-0				
7-4-1		2-1-0		2-0-1				CONFERENCE				2-1-0				1-2-0				0-0-0				
3-3-0		2-1-0		0-0-0				HOME				0-0-0				1-2-0				0-0-0				
4-1-1		0-0-0		2-0-1				AWAY				2-1-0				0-0-0				0-0-0				
0-0-0		0-0-0		0-0-0				NEUTRAL				0-0-0				0-0-0				0-0-0				
RPI	S	Opponent		Score		RPI	S	Opponent		Score		RPI	S	Opponent		Score		RPI	S	Opponent		Score		
1	N	Oregon St.		1	10	26	A	Indiana		1	1	63	A	Minnesota		5	3	102	H	Iowa		8	6	
1	N	Oregon St.		2	5	26	A	Indiana		7	3	63	A	Minnesota		3	5	102	H	Iowa		3	5	
9	N	Arizona		1	0	26	A	Indiana		3	1	63	A	Minnesota		9	4	102	H	Iowa		6	7	
12	N	Arkansas		5	15	33	N	Utah		5	7	92	A	Kansas St.		6	1	109	H	Western Caro.		2	5	
21	H	Maryland		8	4	33	N	Utah		4	3	92	H	Kansas St.		11	1	109	H	Western Caro.		2	8	
21	H	Maryland		3	1	41	N	Oklahoma St.		0	1							109	H	Western Caro.		10	0	
21	H	Maryland		5	8													134	N	UC Riverside		5	4	
																		134	N	UC Riverside		3	4	
																		137	A	Cal Poly		6	4	
																		137	A	Cal Poly		6	5	
																		137	A	Cal Poly		2	3	
																		137	A	Cal Poly		3	2	
																		140	H	Col. of Charleston		10	1	
																		140	H	Col. of Charleston		6	2	
																		140	H	Col. of Charleston		6	1	
																		166	A	Creighton		2	5	
																		166	H	Creighton		14	6	
																		190	A	CSU Bakersfield		6	8	
																		249	H	Northern Colo.		12	2	
																		249	H	Northern Colo.		8	2	
																		277	A	Omaha		3	1	
																		277	H	Omaha		13	2	
LAST 10 GAMES																								
277	H	Omaha		13	2	102	H	Iowa		8	6	102	H	Iowa		3	5	102	H	Iowa		6	7	
63	A	Minnesota		9	4	102	H	Iowa		3	5	102	H	Iowa		6	7	92	A	Kansas St.		6	1	
63	A	Minnesota		3	5	102	H	Iowa		3	5	102	H	Iowa		6	7	92	A	Kansas St.		6	1	
63	A	Minnesota		5	3	92	A	Kansas St.		6	1	92	A	Kansas St.		6	1	21	H	Maryland		8	4	
166	A	Creighton		2	5	21	H	Maryland		8	4	21	H	Maryland		8	4							

Non-Div. I Games:

Nebraska



Average RPI Win:	182	WON-LOST RECORD	WINNING PCT. RANK	LAST 10 GAMES	STRENGTH OF SCHEDULE	OPP. STRENGTH OF SCHEDULE	TEAM RPI	ADJ RPI	CONF. RPI	ADJ CONF. RPI	
DIV. I ONLY	29-6-0	.82857	3	7-3-0	212	192	39	.56568	39	11	11
DIV. I NON-CONF.	25-4-0	.86207	4	4-1-0	254	185	47	.55832	47	16	16
<hr/>											
TOTALS	RPI 1-25	RPI 26-50		W-L RECORDS	RPI 51-100		RPI 101-150		RPI 150+		
29-6-0	1-0-0	0-0-0		OVERALL	4-2-0		6-1-0		18-3-0		
9-2-0	0-0-0	0-0-0		HOME	0-0-0		0-1-0		9-1-0		
9-4-0	1-0-0	0-0-0		AWAY	3-2-0		3-0-0		2-2-0		
11-0-0	0-0-0	0-0-0		NEUTRAL	1-0-0		3-0-0		7-0-0		
<hr/>											
25-4-0	1-0-0	0-0-0		NON-CONFERENCE	4-2-0		3-1-0		17-1-0		
9-2-0	0-0-0	0-0-0		HOME	0-0-0		0-1-0		9-1-0		
5-2-0	1-0-0	0-0-		AWAY	3-2-0		0-0-0		1-0-0		
11-0-0	0-0-0	0-0-0		NEUTRAL	1-0-0		3-0-0		7-0-0		
<hr/>											
4-2-0	0-0-0	0-0-0		CONFERENCE	0-0-0		3-0-0		1-2-0		
0-0-0	0-0-0	0-0-0		HOME	0-0-0		0-0-0		0-0-0		
4-2-0	0-0-0	0-0-0		AWAY	0-0-0		3-0-0		1-2-0		
0-0-0	0-0-0	0-0-0		NEUTRAL	0-0-0		0-0-0		0-0-0		
<hr/>											
RPI	S	Opponent	Score	RPI	S	Opponent	Score	RPI	S	Opponent	Score
3	A	North Carolina	5 4					65	A	Liberty	4 2
								65	A	Liberty	6 7
								65	A	Liberty	5 4
								66	A	Coastal Caro.	7 4
								83	A	East Carolina	4 7
								92	N	Kansas St.	9 2
								109	N	Western Caro.	9 1
								109	N	Western Caro.	14 3
								135	H	Columbia	4 7
								141	A	Butler	5 3
								141	A	Butler	6 2
								141	A	Butler	12 3
								148	N	Appalachian St.	7 3
								155	N	UMass Lowell	6 3
								166	A	Creighton	1 5
								166	A	Creighton	4 7
								166	A	Creighton	3 2
								180	H	Princeton	2 4
								181	N	UMBC	15 3
								181	N	UMBC	8 0
								194	H	Maine	15 1
								194	H	Maine	3 0
								194	H	Maine	9 3
								211	H	Albany (NY)	9 3
								225	N	James Madison	13 1
								255	N	Richmond	7 3
								270	N	Iona	4 3
								272	A	Hofstra	4 1
								272	H	Hofstra	14 3
								276	H	Wagner	6 2
								288	H	Fairleigh Dickinson	9 0
								288	H	Fairleigh Dickinson	15 8
								292	H	NYIT	13 8
								292	H	NYIT	13 8
								166	A	Creighton	1 5
								166	A	Creighton	4 7
								141	A	Butler	12 3
								141	A	Butler	5 3
								141	A	Butler	6 2
								211	H	Albany (NY)	9 3
								166	A	Creighton	1 5
								166	A	Creighton	4 7
								141	A	Butler	12 3
								180	H	Princeton	2 4
								288	H	Fairleigh Dickinson	15 8
								288	H	Fairleigh Dickinson	9 0
								292	H	NYIT	13 8
								141	A	Butler	12 3

Non-Div. I Games:

St. John's (NY)

RPI	S	Opponent	Score	
298	N	Saint Peter's	12	9

St. John's (NY)

S  
t  
.  
J  
o  
h  
n  
.  
s  
(  
N  
Y  
)

S  
t  
.  
J  
o  
h  
n  
.  
s  
(  
N  
Y  
)

Mercer

Average RPI Win: 166		WON-LOST RECORD		WINNING PCT. RANK		LAST 10 GAMES		STRENGTH OF SCHEDULE		OPP. STRENGTH OF SCHEDULE		TEAM RPI		ADJ RPI		CONF. RPI		ADJ CONF. RPI	
DIV. I ONLY		35-9-0		.79545 5		7-3-0		215		74		40		.56369 40		10		10	
DIV. I NON-CONF.		21-8-0		.72414 29		1-3-0		240		45		72		.54045 72		13		13	
TOTALS		RPI 1-25		RPI 26-50		W-L RECORDS		RPI 51-100		RPI 101-150		RPI 150+							
35-9-0		0-0-0		0-0-0		OVERALL		8-6-0		10-2-0		17-1-0							
17-4-0		0-0-0		0-0-0		HOME		5-2-0		3-1-0		9-1-0							
18-5-0		0-0-0		0-0-0		AWAY		3-3-0		7-1-0		8-0-0							
0-0-0		0-0-0		0-0-0		NEUTRAL		0-0-0		0-0-0		0-0-0							
21-8-0		0-0-0		0-0-0		NON-CONFERENCE		5-6-0		7-2-0		9-0-0							
12-3-0		0-0-0		0-0-0		HOME		2-2-0		3-1-0		7-0-0							
9-5-0		0-0-0		0-0-		AWAY		3-4-0		4-1-0		2-0-0							
0-0-0		0-0-0		0-0-0		NEUTRAL		0-0-0		0-0-0		0-0-0							
14-1-0		0-0-0		0-0-0		CONFERENCE		3-0-0		3-0-0		8-1-0							
5-1-0		0-0-0		0-0-0		HOME		3-0-0		0-0-0		2-1-0							
9-0-0		0-0-0		0-0-0		AWAY		0-0-0		3-0-0		6-0-0							
0-0-0		0-0-0		0-0-0		NEUTRAL		0-0-0		0-0-0		0-0-0							
RPI	S	Opponent		Score	RPI	S	Opponent		Score	RPI	S	Opponent		Score					
							64 A	Georgia Tech	5 8			110 A	Georgia	4 3					
							64 H	Georgia Tech	3 11			110 H	Georgia	6 5					
							70 A	Ga. Southern	3 4			138 H	Bradley	6 5					
							70 H	Ga. Southern	7 15			138 H	Bradley	6 8					
							83 A	East Carolina	10 7			138 H	Bradley	11 10					
							83 A	East Carolina	7 5			144 A	Kennesaw St.	10 4					
							83 A	East Carolina	8 2			146 A	Furman	5 3					
							97 H	Samford	7 1			146 A	Furman	7 6					
							97 H	Samford	4 2			146 A	Furman	5 4					
							97 H	Samford	9 6			147 A	Austin Peay	4 14					
							98 A	Florida A&M	6 9			147 A	Austin Peay	9 1					
							98 A	Florida A&M	7 10			147 A	Austin Peay	10 6					
							98 H	Florida A&M	9 2			160 H	Hartford	4 3					
							98 H	Florida A&M	11 5			160 H	Hartford	20 14					
												160 H	Hartford	15 6					
												162 H	ETSU	5 2					
												162 H	ETSU	10 6					
												162 H	ETSU	2 9					
												189 A	VMI	10 6					
												189 A	VMI	17 5					
												189 A	VMI	9 6					
												215 A	Georgia St.	11 4					
							70 A	Ga. Southern	3 4			226 A	The Citadel	5 3					
							70 H	Ga. Southern	7 15			226 A	The Citadel	2 1					
							226 A	The Citadel	2 1			226 A	The Citadel	6 5					
							226 A	The Citadel	5 3			287 A	Savannah St.	6 0					
							226 A	The Citadel	6 5			287 H	Savannah St.	12 2					

Non-Div. I Games:

Mercer

RPI	S	Opponent	Score	
289	H	UMES	15	0
289	H	UMES	13	2
289	H	UMES	8	4

Mercer

M  
e  
r  
c  
e  
r

M  
e  
r  
c  
e  
r

Average RPI Win: 103		WON-LOST	WINNING	LAST 10	STRENGTH OF		OPP. STRENGTH	TEAM	ADJ		CONF.	ADJ CONF.					
Average RPI Loss: 77		RECORD	PCT. RANK	GAMES	SCHEDULE		OF SCHEDULE	RPI	RPI		RPI	RPI					
DIV. I ONLY		23-16-0	.58974	83	6-4-0		27	31	41	.56288	41	1	1				
DIV. I NON-CONF.		16-7-0	.69565	37	1-1-0		79	84	53	.55514	53	1	1				
<hr/>																	
TOTALS		RPI 1-25		RPI 26-50		W-L RECORDS		RPI 51-100		RPI 101-150		RPI 150+					
23-16-0		5-7-0		4-0-0		OVERALL		5-3-0		2-3-0		7-3-0					
15-7-0		2-2-0		3-0-0		HOME		3-1-0		0-1-0		7-3-0					
6-8-0		2-4-0		0-0-0		AWAY		2-2-0		2-2-0		0-0-0					
2-1-0		1-1-0		1-0-0		NEUTRAL		0-0-0		0-0-0		0-0-0					
16-7-0		2-1-0		3-0-0		NON-CONFERENCE		2-0-0		2-3-0		7-3-0					
11-4-0		1-0-0		2-0-0		HOME		1-0-0		0-1-0		7-3-0					
3-2-0		0-0-0		0-0-		AWAY		1-0-0		2-2-0		0-0-0					
2-1-0		1-1-0		1-0-0		NEUTRAL		0-0-0		0-0-0		0-0-0					
7-9-0		3-6-0		1-0-0		CONFERENCE		3-3-0		0-0-0		0-0-0					
4-3-0		1-2-0		1-0-0		HOME		2-1-0		0-0-0		0-0-0					
3-6-0		2-4-0		0-0-0		AWAY		1-2-0		0-0-0		0-0-0					
0-0-0		0-0-0		0-0-0		NEUTRAL		0-0-0		0-0-0		0-0-0					
RPI	S	Opponent		Score		RPI	S	Opponent		Score		RPI	S	Opponent		Score	
5	A	Texas Tech		12	10	36	H	Oklahoma		4	3	58	A	Kansas		11	6
5	A	Texas Tech		2	8	38	N	Nebraska		1	0	58	A	Kansas		5	6
5	A	Texas Tech		3	1	42	H	New Mexico		13	0	58	A	Kansas		2	4
8	H	West Virginia		8	9	42	H	New Mexico		3	0	92	H	Kansas St.		13	3
8	H	West Virginia		3	5							92	H	Kansas St.		4	10
8	H	West Virginia		3	2							92	H	Kansas St.		6	3
9	N	Arizona		9	10							94	H	Oral Roberts		7	6
11	A	TCU		5	6							100	A	Arizona St.		18	4
11	A	TCU		5	7												
11	A	TCU		1	5												
12	N	Arkansas		8	3												
13	H	Missouri St.		7	3												
<hr/>																	
LAST 10 GAMES																	
5	A	Texas Tech		3	1	58	A	Kansas		5	6						
5	A	Texas Tech		2	8	58	A	Kansas		11	6						
5	A	Texas Tech		12	10	131	H	Central Ark.		5	11						
94	H	Oral Roberts		7	6	92	H	Kansas St.		6	3						
58	A	Kansas		2	4	92	H	Kansas St.		13	3						

Non-Div. I Games:

Oklahoma St.

Average RPI Win:	153	WON-LOST RECORD	WINNING PCT. RANK	LAST 10 GAMES	STRENGTH OF SCHEDULE	OPP. STRENGTH OF SCHEDULE	TEAM RPI	ADJ RPI	CONF. RPI	ADJ CONF. RPI		
DIV. I ONLY		24-17-1	.58333	86	6-4-0	37	87	42	.56269	42	19	19
DIV. I NON-CONF.		10-15-0	.4	209	3-4-0	1	9	41	.56167	41	15	15
<hr/>												
TOTALS	RPI 1-25	RPI 26-50		W-L RECORDS		RPI 51-100		RPI 101-150		RPI 150+		
24-17-1	3-4-0	0-5-0		OVERALL		4-5-0		3-1-0		14-2-1		
15-4-0	3-2-0	0-0-0		HOME		3-0-0		1-1-0		8-1-0		
8-13-1	0-2-0	0-5-0		AWAY		1-5-0		1-0-0		6-1-1		
1-0-0	0-0-0	0-0-0		NEUTRAL		0-0-0		1-0-0		0-0-0		
10-15-0	3-4-0	0-5-0		NON-CONFERENCE		4-5-0		3-1-0		0-0-0		
7-3-0	3-2-0	0-0-0		HOME		3-0-0		1-1-0		0-0-0		
2-12-0	0-2-0	0-0-		AWAY		1-5-0		1-0-0		0-0-0		
1-0-0	0-0-0	0-0-0		NEUTRAL		0-0-0		1-0-0		0-0-0		
14-2-1	0-0-0	0-0-0		CONFERENCE		0-0-0		0-0-0		14-2-1		
8-1-0	0-0-0	0-0-0		HOME		0-0-0		0-0-0		8-1-0		
6-1-1	0-0-0	0-0-0		AWAY		0-0-0		0-0-0		6-1-1		
0-0-0	0-0-0	0-0-0		NEUTRAL		0-0-0		0-0-0		0-0-0		
RPI	S	Opponent	Score	RPI	S	Opponent	Score	RPI	S	Opponent	Score	
5	A	Texas Tech	4 12	32	A	Cal St. Fullerton	1 2	54	H	Binghamton	8 4	
5	A	Texas Tech	2 7	32	A	Cal St. Fullerton	4 5	54	H	Binghamton	10 4	
5	H	Texas Tech	16 5	32	A	Cal St. Fullerton	0 1	54	H	Binghamton	11 4	
5	H	Texas Tech	15 27	41	A	Oklahoma St.	0 13	57	A	DBU	2 5	
13	H	Missouri St.	0 8	41	A	Oklahoma St.	0 3	57	A	DBU	6 5	
13	H	Missouri St.	17 8					57	A	DBU	6 7	
13	H	Missouri St.	9 5					60	A	San Diego	2 7	
								92	A	Kansas St.	10 12	
								92	A	Kansas St.	2 3	

Non-Div. I Games:

New Mexico

Average RPI Win:		155	WON-LOST		WINNING		LAST 10		STRENGTH OF		OPP. STRENGTH		TEAM	ADJ		CONF.	ADJ CONF.							
Average RPI Loss:		37	RECORD		PCT. RANK		GAMES		SCHEDULE		OF SCHEDULE		RPI	RPI		RPI	RPI							
DIV. I ONLY			29-13-0		.69048		28		8-2-0		97		24		43		.56182		43		2		2	
DIV. I NON-CONF.			19-5-0		.79167		15		2-1-0		213		119		57		.5497		57		3		3	
TOTALS		RPI 1-25		RPI 26-50				W-L RECORDS				RPI 51-100				RPI 101-150				RPI 150+				
29-13-0		6-9-0		2-2-0				OVERALL				2-0-0				1-1-0				18-1-0				
21-6-0		2-4-0		2-1-0				HOME				2-0-0				1-0-0				14-1-0				
7-5-0		3-3-0		0-1-0				AWAY				0-0-0				0-1-0				4-0-0				
1-2-0		1-2-0		0-0-0				NEUTRAL				0-0-0				0-0-0				0-0-0				
19-5-0		1-2-0		0-1-0				NON-CONFERENCE				2-0-0				1-1-0				15-1-0				
17-1-0		0-0-0		0-0-0				HOME				2-0-0				1-0-0				14-1-0				
1-2-0		0-0-0		0-0-				AWAY				0-0-0				0-1-0				1-0-0				
1-2-0		1-2-0		0-0-0				NEUTRAL				0-0-0				0-0-0				0-0-0				
10-8-0		5-7-0		2-1-0				CONFERENCE				0-0-0				0-0-0				3-0-0				
4-5-0		2-4-0		2-1-0				HOME				0-0-0				0-0-0				0-0-0				
6-3-0		3-3-0		0-0-0				AWAY				0-0-0				0-0-0				3-0-0				
0-0-0		0-0-0		0-0-0				NEUTRAL				0-0-0				0-0-0				0-0-0				
RPI	S	Opponent		Score		RPI	S	Opponent		Score		RPI	S	Opponent		Score		RPI	S	Opponent		Score		
4	H	Kentucky		6	7	35	A	Texas		3	4	57	H	DBU		7	3	118	A	UT Arlington		2	3	
4	H	Kentucky		7	11	44	H	Tennessee		3	1	80	H	Rice		8	5	121	H	SFA		6	5	
4	H	Kentucky		0	6	44	H	Tennessee		3	5							167	H	Pepperdine		3	0	
5	N	Texas Tech		9	0	44	H	Tennessee		2	1							167	H	Pepperdine		10	6	
11	N	TCU		10	11													167	H	Pepperdine		1	2	
15	N	Baylor		3	6													169	A	Texas St.		9	3	
17	A	LSU		4	3													193	A	Alabama		9	5	
17	A	LSU		4	0													193	A	Alabama		3	2	
17	A	LSU		4	7													193	A	Alabama		8	2	
19	A	Vanderbilt		6	4													212	H	A&M-Corpus Christi		5	2	
19	A	Vanderbilt		3	4													230	H	UTRGV		16	7	
19	A	Vanderbilt		3	17													230	H	UTRGV		7	4	
25	H	Auburn		1	2													238	H	Brown		3	2	
25	H	Auburn		6	3													238	H	Brown		5	1	
25	H	Auburn		3	1													238	H	Brown		6	4	
						LAST 10 GAMES																		
						212	H	A&M-Corpus Christi		5	2	193	A	Alabama		3	2							
						44	H	Tennessee		3	5	193	A	Alabama		8	2							
						44	H	Tennessee		3	1	193	A	Alabama		9	5							
						44	H	Tennessee		2	1	251	H	Abilene Christian		8	1							
						118	A	UT Arlington		2	3	25	H	Auburn		3	1							

Non-Div. I Games:

Texas A&amp;M

Average RPI Win:		115	WON-LOST RECORD		WINNING PCT. RANK	LAST 10 GAMES	STRENGTH OF SCHEDULE		OPP. STRENGTH OF SCHEDULE	TEAM RPI	ADJ RPI	CONF. RPI	ADJ CONF. RPI
Average RPI Loss:		55											
DIV. I ONLY		21-17-0			.55263 107	4-6-0	16		25	44	.56144 44	2	2
DIV. I NON-CONF.		16-4-0			.8 14	2-1-0	41		136	9	.59974 9	3	3
TOTALS		RPI 1-25	RPI 26-50		W-L RECORDS		RPI 51-100		RPI 101-150		RPI 150+		
21-17-0		3-9-0	1-2-0		OVERALL		5-1-0		7-4-0		5-1-0		
11-9-0		1-5-0	0-0-0		HOME		1-0-0		5-4-0		4-0-0		
7-8-0		2-4-0	1-2-0		AWAY		3-1-0		1-0-0		0-1-0		
3-0-0		0-0-0	0-0-0		NEUTRAL		1-0-0		1-0-0		1-0-0		
16-4-0		0-0-0	0-0-0		NON-CONFERENCE		5-1-0		6-2-0		5-1-0		
9-2-0		0-0-0	0-0-0		HOME		1-0-0		4-2-0		4-0-0		
4-2-0		0-0-0	0-0-		AWAY		3-1-0		1-0-0		0-1-0		
3-0-0		0-0-0	0-0-0		NEUTRAL		1-0-0		1-0-0		1-0-0		
5-13-0		3-9-0	1-2-0		CONFERENCE		0-0-0		1-2-0		0-0-0		
2-7-0		1-5-0	0-0-0		HOME		0-0-0		1-2-0		0-0-0		
3-6-0		2-4-0	1-2-0		AWAY		0-0-0		0-0-0		0-0-0		
0-0-0		0-0-0	0-0-0		NEUTRAL		0-0-0		0-0-0		0-0-0		
RPI S	Opponent	Score	RPI S	Opponent	Score	RPI S	Opponent	Score	RPI S	Opponent	Score		
7 A	Florida	3 2	43 A	Texas A&M	1 2	74 A	Loyola Marymount	8 4	101 H	Middle Tenn.	4 7		
7 A	Florida	4 5	43 A	Texas A&M	5 3	89 N	Seton Hall	12 5	104 A	San Diego St.	8 4		
7 A	Florida	7 6	43 A	Texas A&M	1 3	95 H	Tennessee Tech	6 0	108 H	Cincinnati	1 2		
16 A	Mississippi St.	4 14				96 A	Memphis	1 4	108 H	Cincinnati	2 1		
16 A	Mississippi St.	4 5				96 A	Memphis	8 5	108 H	Cincinnati	6 2		
16 A	Mississippi St.	4 7				96 A	Memphis	10 0	110 H	Georgia	1 3		
20 H	South Carolina	2 10							110 H	Georgia	5 7		
20 H	South Carolina	4 6							110 H	Georgia	6 5		
20 H	South Carolina	1 7							114 H	Marshall	7 1		
25 H	Auburn	2 3							142 N	UC Irvine	10 9		
25 H	Auburn	5 4							147 H	Austin Peay	18 4		
25 H	Auburn	1 8							162 A	ETSU	2 10		
									162 N	ETSU	8 1		
									197 H	UNC Asheville	5 2		
									233 H	Norfolk St.	5 4		
									233 H	Norfolk St.	5 2		
									233 H	Norfolk St.	10 2		
LAST 10 GAMES													
162 N	ETSU	8 1	25 H	Auburn	1 8								
43 A	Texas A&M	5 3	25 H	Auburn	5 4								
43 A	Texas A&M	1 3	25 H	Auburn	2 3								
43 A	Texas A&M	1 2	162 A	ETSU	2 10								
197 H	UNC Asheville	5 2	7 A	Florida	4 5								

Non-Div. I Games:

Tennessee



Average RPI Win:	131	WON-LOST RECORD	WINNING PCT. RANK	LAST 10 GAMES	STRENGTH OF SCHEDULE	OPP. STRENGTH OF SCHEDULE	TEAM RPI	ADJ RPI	CONF. RPI	ADJ CONF. RPI					
DIV. I ONLY		22-17-0	.5641	100	1-0-0	84	61	45	.56126	45	5	5			
DIV. I NON-CONF.		15-12-0	.55556	111	1-0-0	130	103	65	.54358	65	5	5			
<hr/>															
TOTALS	RPI 1-25	RPI 26-50		W-L RECORDS		RPI 51-100		RPI 101-150		RPI 150+					
22-17-0	0-0-0	2-5-0		OVERALL		9-6-0		0-1-0		11-5-0					
5-1-0	0-0-0	0-0-0		HOME		3-0-0		0-0-0		2-1-0					
13-14-0	0-0-0	2-5-0		AWAY		6-6-0		0-1-0		5-2-0					
4-2-0	0-0-0	0-0-0		NEUTRAL		0-0-0		0-0-0		4-2-0					
<hr/>															
15-12-0	0-0-0	1-3-0		NON-CONFERENCE		3-3-0		0-1-0		11-5-0					
2-1-0	0-0-0	0-0-0		HOME		0-0-0		0-0-0		2-1-0					
9-9-0	0-0-0	1-0-		AWAY		3-3-0		0-1-0		5-2-0					
4-2-0	0-0-0	0-0-0		NEUTRAL		0-0-0		0-0-0		4-2-0					
<hr/>															
7-5-0	0-0-0	1-2-0		CONFERENCE		6-3-0		0-0-0		0-0-0					
3-0-0	0-0-0	0-0-0		HOME		3-0-0		0-0-0		0-0-0					
4-5-0	0-0-0	1-2-0		AWAY		3-3-0		0-0-0		0-0-0					
0-0-0	0-0-0	0-0-0		NEUTRAL		0-0-0		0-0-0		0-0-0					
<hr/>															
RPI	S	Opponent	Score	RPI	S	Opponent	Score	RPI	S	Opponent	Score	RPI	S	Opponent	Score
				29	A	UCF	1 8	62	A	BYU	6 7	129	A	Bryant	3 9
				29	A	UCF	2 8	62	A	BYU	8 7	152	A	Fairfield	6 1
				29	A	UCF	6 5	62	A	BYU	9 10	153	A	UC Davis	7 4
				35	A	Texas	3 9	78	A	Tulane	1 3	153	A	UC Davis	9 6
				35	A	Texas	2 1	78	A	Tulane	5 6	153	A	UC Davis	7 8
				35	A	Texas	1 4	78	A	Tulane	3 8	155	N	UMass Lowell	8 11
				50	A	Rhode Island	2 7	83	A	East Carolina	5 1	155	N	UMass Lowell	7 3
								83	A	East Carolina	3 2	155	N	UMass Lowell	5 3
								83	A	East Carolina	3 2	155	N	UMass Lowell	7 1
								89	A	Seton Hall	2 3	160	H	Hartford	4 6
								89	A	Seton Hall	4 0	198	A	Stetson	9 3
								89	A	Seton Hall	2 1	201	A	Central Conn. St.	7 5
								96	H	Memphis	4 0	202	N	Western Mich.	3 4
								96	H	Memphis	6 2	242	N	Saint Joseph's	11 0
								96	H	Memphis	10 7	243	H	Massachusetts	11 3
												244	H	Quinnipiac	4 3
												266	A	Santa Clara	5 9
<hr/>															
LAST 10 GAMES															
244	H	Quinnipiac	4 3	243	H	Massachusetts	11 3								
50	A	Rhode Island	2 7	78	A	Tulane	5 6								
29	A	UCF	2 8	78	A	Tulane	1 3								
29	A	UCF	6 5	78	A	Tulane	3 8								
29	A	UCF	1 8	129	A	Bryant	3 9								

Non-Div. I Games:

UConn

Average RPI Win: 125		WON-LOST RECORD	WINNING PCT. RANK	LAST 10 GAMES	STRENGTH OF SCHEDULE	OPP. STRENGTH OF SCHEDULE	TEAM RPI	ADJ RPI	CONF. RPI	ADJ CONF. RPI				
Average RPI Loss: 39														
DIV. I ONLY		25-16-0	.60976	70	6-4-0	30	9	46	.56098	46	2	2		
DIV. I NON-CONF.		16-6-0	.72727	26	2-0-0	63	42	34	.56746	34	3	3		
<hr/>														
TOTALS		RPI 1-25	RPI 26-50		W-L RECORDS		RPI 51-100		RPI 101-150		RPI 150+			
25-16-0		4-12-0	2-0-0		OVERALL		5-3-0		3-0-0		11-1-0			
20-7-0		2-4-0	0-0-0		HOME		5-2-0		3-0-0		10-1-0			
3-5-0		2-4-0	1-0-0		AWAY		0-1-0		0-0-0		0-0-0			
2-4-0		0-4-0	1-0-0		NEUTRAL		0-0-0		0-0-0		1-0-0			
16-6-0		0-3-0	2-0-0		NON-CONFERENCE		3-2-0		3-0-0		8-1-0			
13-2-0		0-0-0	0-0-0		HOME		3-1-0		3-0-0		7-1-0			
1-1-0		0-0-0	1-0-		AWAY		0-1-0		0-0-0		0-0-0			
2-3-0		0-3-0	1-0-0		NEUTRAL		0-0-0		0-0-0		1-0-0			
9-10-0		4-9-0	0-0-0		CONFERENCE		2-1-0		0-0-0		3-0-0			
7-5-0		2-4-0	0-0-0		HOME		2-1-0		0-0-0		3-0-0			
2-4-0		2-4-0	0-0-0		AWAY		0-0-0		0-0-0		0-0-0			
0-1-0		0-1-0	0-0-0		NEUTRAL		0-0-0		0-0-0		0-0-0			
RPI	S	Opponent	Score		RPI	S	Opponent	Score		RPI	S	Opponent	Score	
4	A	Kentucky	1	4	27	A	Southern Miss.	6	2	61	H	Missouri	9	6
4	A	Kentucky	2	4	27	N	Southern Miss.	6	5	61	H	Missouri	3	9
4	A	Kentucky	9	6						61	H	Missouri	3	1
5	N	Texas Tech	1	5						83	H	East Carolina	5	4
11	N	TCU	3	5						83	H	East Carolina	3	2
15	N	Baylor	0	4						83	H	East Carolina	8	6
16	H	Mississippi St.	3	4						96	A	Memphis	1	2
16	H	Mississippi St.	1	2						96	H	Memphis	6	9
16	H	Mississippi St.	3	5										
16	N	Mississippi St.	2	4										
17	A	LSU	4	1										
17	A	LSU	2	3										
17	A	LSU	2	15										
19	H	Vanderbilt	1	0										
19	H	Vanderbilt	2	6										
19	H	Vanderbilt	10	8										
<hr/>														
LAST 10 GAMES														
16	N	Mississippi St.	2	4	17	A	LSU	2	3					
61	H	Missouri	9	6	17	A	LSU	4	1					
61	H	Missouri	3	1	17	A	LSU	2	15					
61	H	Missouri	3	9	27	A	Southern Miss.	6	2					
278	H	Ark.-Pine Bluff	14	6	193	H	Alabama	8	2					

Non-Div. I Games:

Ole Miss

Average RPI Win: 121		WON-LOST	WINNING	LAST 10	STRENGTH OF		OPP. STRENGTH	TEAM	ADJ	CONF.	ADJ CONF.
Average RPI Loss: 76		RECORD	PCT. RANK	GAMES	SCHEDULE		OF SCHEDULE	RPI	RPI	RPI	RPI
DIV. I ONLY		25-16-0	.60976	70	9-1-0		33	69	47	.56028	47
DIV. I NON-CONF.		13-10-0	.56522	106	2-1-0		46	50	84	.53376	84
TOTALS		RPI 1-25	RPI 26-50		W-L RECORDS		RPI 51-100		RPI 101-150		RPI 150+
25-16-0		3-3-0	3-3-0		OVERALL		5-7-0		6-1-0		8-2-0
16-9-0		2-2-0	2-1-0		HOME		1-4-0		6-1-0		5-1-0
9-7-0		1-1-0	1-2-0		AWAY		4-3-0		0-0-0		3-1-0
0-0-0		0-0-0	0-0-0		NEUTRAL		0-0-0		0-0-0		0-0-0
13-10-0		3-3-0	0-0-0		NON-CONFERENCE		2-4-0		3-1-0		5-2-0
10-6-0		2-2-0	0-0-0		HOME		0-2-0		3-1-0		5-1-0
3-4-0		1-1-0	0-0-		AWAY		2-2-0		0-0-0		0-1-0
0-0-0		0-0-0	0-0-0		NEUTRAL		0-0-0		0-0-0		0-0-0
12-6-0		0-0-0	3-3-0		CONFERENCE		3-3-0		3-0-0		3-0-0
6-3-0		0-0-0	2-1-0		HOME		1-2-0		3-0-0		0-0-0
6-3-0		0-0-0	1-2-0		AWAY		2-1-0		0-0-0		3-0-0
0-0-0		0-0-0	0-0-0		NEUTRAL		0-0-0		0-0-0		0-0-0
RPI S	Opponent	Score	RPI S	Opponent	Score	RPI S	Opponent	Score	RPI S	Opponent	Score
8 H	West Virginia	6 3	34 A	Old Dominion	0 2	52 A	North Carolina St.	6 5	101 H	Middle Tenn.	12 5
8 H	West Virginia	13 2	34 A	Old Dominion	3 1	52 H	North Carolina St.	10 15	101 H	Middle Tenn.	7 4
8 H	West Virginia	3 6	34 A	Old Dominion	0 3	71 H	Fla. Atlantic	4 7	101 H	Middle Tenn.	10 2
10 A	Wake Forest	6 1	37 H	Louisiana Tech	7 12	71 H	Fla. Atlantic	11 5	106 H	Xavier	2 1
10 H	Wake Forest	4 13	37 H	Louisiana Tech	13 7	71 H	Fla. Atlantic	10 13	106 H	Xavier	7 1
20 A	South Carolina	4 5	37 H	Louisiana Tech	4 2	76 A	FIU	8 7	106 H	Xavier	6 7
						76 A	FIU	4 0	144 H	Kennesaw St.	16 1
						76 A	FIU	4 5	197 H	UNC Asheville	14 5
						83 A	East Carolina	7 10	220 A	N.C. A&T	5 6
						83 A	East Carolina	2 0	220 H	N.C. A&T	6 12
						83 A	East Carolina	0 3	232 H	Rider	4 2
						84 H	Winthrop	2 3	232 H	Rider	13 2
									232 H	Rider	12 2
									232 H	Rider	12 2
									250 A	Western Ky.	16 5
									250 A	Western Ky.	6 4
									250 A	Western Ky.	3 1
			LAST 10 GAMES								
			144 H	Kennesaw St.	16 1	250 A	Western Ky.	3 1			
			101 H	Middle Tenn.	12 5	250 A	Western Ky.	16 5			
			101 H	Middle Tenn.	7 4	250 A	Western Ky.	6 4			
			101 H	Middle Tenn.	10 2	220 H	N.C. A&T	6 12			
			10 A	Wake Forest	6 1	71 H	Fla. Atlantic	11 5			

Non-Div. I Games:

Charlotte

Average RPI Win:	73	WON-LOST	WINNING	LAST 10	STRENGTH OF	OPP. STRENGTH	TEAM	ADJ	CONF.	ADJ CONF.		
Average RPI Loss:	63	RECORD	PCT. RANK	GAMES	SCHEDULE	OF SCHEDULE	RPI	RPI	RPI	RPI		
DIV. I ONLY		19-18-0	.51351	135	6-4-0	3	14	48	.55843	48	4	4
DIV. I NON-CONF.		9-9-0	.5	146	2-0-0	21	64	93	.52874	93	2	2
<hr/>												
TOTALS	RPI 1-25	RPI 26-50		W-L RECORDS		RPI 51-100		RPI 101-150		RPI 150+		
19-18-0	6-5-0	2-3-0		OVERALL		8-6-0		0-3-0		3-1-0		
14-10-0	3-4-0	2-0-0		HOME		6-4-0		0-2-0		3-0-0		
5-6-0	3-1-0	0-3-0		AWAY		2-1-0		0-0-0		0-1-0		
0-2-0	0-0-0	0-0-0		NEUTRAL		0-1-0		0-1-0		0-0-0		
9-9-0	2-0-0	2-3-0		NON-CONFERENCE		2-2-0		0-3-0		3-1-0		
8-4-0	1-0-0	2-0-0		HOME		2-2-0		0-2-0		3-0-0		
1-4-0	1-0-0	0-0-		AWAY		0-0-0		0-0-0		0-1-0		
0-1-0	0-0-0	0-0-0		NEUTRAL		0-0-0		0-1-0		0-0-0		
10-9-0	4-5-0	0-0-0		CONFERENCE		6-4-0		0-0-0		0-0-0		
6-6-0	2-4-0	0-0-0		HOME		4-2-0		0-0-0		0-0-0		
4-2-0	2-1-0	0-0-0		AWAY		2-1-0		0-0-0		0-0-0		
0-1-0	0-0-0	0-0-0		NEUTRAL		0-1-0		0-0-0		0-0-0		
<hr/>												
RPI S	Opponent	Score		RPI S	Opponent	Score		RPI S	Opponent	Score		
1 H	Oregon St.	2	4	28 H	Michigan	1	0	51 H	Washington	3	7	
1 H	Oregon St.	7	1	32 H	Cal St. Fullerton	9	7	51 H	Washington	3	6	
1 H	Oregon St.	1	2	35 A	Texas	5	10	51 H	Washington	6	5	
9 H	Arizona	8	7	35 A	Texas	4	5	60 H	San Diego	1	3	
9 H	Arizona	4	19	35 A	Texas	2	5	69 H	Gonzaga	6	1	
9 H	Arizona	3	4					69 H	Gonzaga	5	4	
18 A	Stanford	3	5					69 H	Gonzaga	1	2	
18 A	Stanford	2	0					72 H	California	20	0	
18 A	Stanford	7	6					72 H	California	9	5	
23 A	Long Beach St.	5	1					72 H	California	9	4	
23 H	Long Beach St.	2	1					99 N	Southern California	3	4	
								100 A	Arizona St.	17	4	
								100 A	Arizona St.	9	3	
								100 A	Arizona St.	4	5	
<hr/>												
LAST 10 GAMES												
23 A	Long Beach St.	5	1	18 A	Stanford	7	6					
1 H	Oregon St.	1	2	18 A	Stanford	3	5					
1 H	Oregon St.	7	1	18 A	Stanford	2	0					
1 H	Oregon St.	2	4	51 H	Washington	6	5					
23 H	Long Beach St.	2	1	51 H	Washington	3	6					

Non-Div. I Games:

UCLA

Average RPI Win:		145	WON-LOST RECORD		WINNING PCT. RANK		LAST 10 GAMES		STRENGTH OF SCHEDULE		OPP. STRENGTH OF SCHEDULE		TEAM RPI		ADJ RPI		CONF. RPI		ADJ CONF. RPI				
DIV. I ONLY			27-14-1		.65476 44		9-1-0		98		92		49		.55708 49		9		9				
DIV. I NON-CONF.			14-10-0		.58333 98		3-1-0		101		58		77		.53839 77		10		10				
TOTALS		RPI 1-25		RPI 26-50		W-L RECORDS		RPI 51-100		RPI 101-150		RPI 150+											
27-14-1		1-1-0		3-3-0		OVERALL		7-6-1		4-2-0		12-2-0											
14-5-0		0-0-0		2-2-0		HOME		3-2-0		2-1-0		7-0-0											
11-7-1		1-0-0		0-1-0		AWAY		4-4-1		2-1-0		4-1-0											
2-2-0		0-1-0		1-0-0		NEUTRAL		0-0-0		0-0-0		1-1-0											
14-10-0		1-1-0		3-3-0		NON-CONFERENCE		4-4-0		0-0-0		6-2-0											
7-3-0		0-0-0		2-2-0		HOME		1-1-0		0-0-0		4-0-0											
5-5-0		1-0-0		0-0-		AWAY		3-3-0		0-0-0		1-1-0											
2-2-0		0-1-0		1-0-0		NEUTRAL		0-0-0		0-0-0		1-1-0											
13-4-1		0-0-0		0-0-0		CONFERENCE		3-2-1		4-2-0		6-0-0											
7-2-0		0-0-0		0-0-0		HOME		2-1-0		2-1-0		3-0-0											
6-2-1		0-0-0		0-0-0		AWAY		1-1-1		2-1-0		3-0-0											
0-0-0		0-0-0		0-0-0		NEUTRAL		0-0-0		0-0-0		0-0-0											
RPI	S	Opponent		Score		RPI	S	Opponent		Score		RPI	S	Opponent		Score							
17	N	LSU		2	3	27	H	Southern Miss.		3	1	53	H	South Ala.		11	1	112	A	Troy		5	7
22	A	McNeese		3	1	27	H	Southern Miss.		5	4	53	H	South Ala.		10	2	112	A	Troy		6	5
						27	H	Southern Miss.		11	15	53	H	South Ala.		0	6	112	A	Troy		7	2
						31	H	Houston		0	4	55	A	Southeastern La.		3	15	148	H	Appalachian St.		4	3
						35	N	Texas		8	1	55	A	Southeastern La.		4	5	148	H	Appalachian St.		4	12
						37	A	Louisiana Tech		5	6	55	H	Southeastern La.		9	2	148	H	Appalachian St.		3	0
												66	A	Coastal Caro.		8	9	168	A	Nicholls St.		1	3
												66	A	Coastal Caro.		1	0	168	H	Nicholls St.		18	2
												66	A	Coastal Caro.		7	7	186	H	Arkansas St.		13	2
												78	A	Tulane		1	0	186	H	Arkansas St.		3	2
												78	H	Tulane		4	6	186	H	Arkansas St.		8	0
												85	A	Sam Houston St.		3	8	196	N	Murray St.		0	2
												85	A	Sam Houston St.		6	1	217	A	Northwestern St.		8	6
												85	A	Sam Houston St.		2	0	229	A	Little Rock		7	4
																		229	A	Little Rock		5	3
																		229	A	Little Rock		9	4
																		272	N	Hofstra		1	0
																		298	H	Saint Peter's		10	0
																		298	H	Saint Peter's		6	1
																		298	H	Saint Peter's		4	0
						LAST 10 GAMES																	
						35	N	Texas		8	1	78	A	Tulane		1	0						
						229	A	Little Rock		5	3	186	H	Arkansas St.		3	2						
						229	A	Little Rock		7	4	186	H	Arkansas St.		13	2						
						229	A	Little Rock		9	4	186	H	Arkansas St.		8	0						
						55	H	Southeastern La.		9	2	17	N	LSU		2	3						

Non-Div. I Games:

Louisiana

Average RPI Win:	168	WON-LOST RECORD	WINNING PCT. RANK	LAST 10 GAMES		STRENGTH OF SCHEDULE	OPP. STRENGTH OF SCHEDULE	TEAM RPI	ADJ RPI	CONF. RPI	ADJ CONF. RPI			
DIV. I ONLY		22-16-0	.57895	89	7-3-0	79	159	50	.55622	50	24	24		
DIV. I NON-CONF.		12-12-0	.5	146	3-1-0	68	83	78	.53696	78	24	24		
<hr/>														
TOTALS	RPI 1-25	RPI 26-50			W-L RECORDS		RPI 51-100		RPI 101-150		RPI 150+			
22-16-0	1-4-0	1-0-0			OVERALL		1-1-0		4-8-0		15-3-0			
6-1-0	0-0-0	1-0-0			HOME		0-0-0		0-0-0		5-1-0			
14-12-0	1-3-0	0-0-0			AWAY		1-0-0		4-7-0		8-2-0			
2-3-0	0-1-0	0-0-0			NEUTRAL		0-1-0		0-1-0		2-0-0			
<hr/>														
12-12-0	1-4-0	1-0-0			NON-CONFERENCE		1-1-0		3-6-0		6-1-0			
4-1-0	0-0-0	1-0-0			HOME		0-0-0		0-0-0		3-1-0			
6-8-0	1-3-0	0-0-			AWAY		1-0-0		3-5-0		1-0-0			
2-3-0	0-1-0	0-0-0			NEUTRAL		0-1-0		0-1-0		2-0-0			
<hr/>														
10-4-0	0-0-0	0-0-0			CONFERENCE		0-0-0		1-2-0		9-2-0			
2-0-0	0-0-0	0-0-0			HOME		0-0-0		0-0-0		2-0-0			
8-4-0	0-0-0	0-0-0			AWAY		0-0-0		1-2-0		7-2-0			
0-0-0	0-0-0	0-0-0			NEUTRAL		0-0-0		0-0-0		0-0-0			
<hr/>														
RPI	S	Opponent	Score		RPI	S	Opponent	Score		RPI	S	Opponent	Score	
12	A	Arkansas	2	5	45	H	UConn	7	2	52	A	North Carolina St.	5	2
12	A	Arkansas	2	3						87	N	Notre Dame	4	8
12	A	Arkansas	3	0								William & Mary	3	7
13	N	Missouri St.	1	12								William & Mary	2	11
22	A	McNeese	4	5								William & Mary	1	2
												Houston Baptist	5	4
												Houston Baptist	2	10
												Houston Baptist	2	3
												Houston Baptist	6	5
												Bryant	2	3
												Northeastern	7	3
												St. Bonaventure	5	7
												St. Bonaventure	8	4
												St. Bonaventure	2	5
												Hartford	14	13
												Saint Louis	6	0
												Saint Louis	6	4
												Davidson	7	6
												Davidson	5	2
												Davidson	9	1
												Holy Cross	3	7
												George Washington	7	2
												George Washington	5	3
												George Washington	5	15
												Stony Brook	6	3
												Monmouth	5	4
												Brown	5	2
												Quinnipiac	15	5
												Richmond	5	1
													</	

**Non-Div. I Games:**

Rhode Island

RPI	S	Opponent	Score	
255	A	Richmond	6	7
255	A	Richmond	16	5
260	H	Sacred Heart	6	4

Rhode Island

R  
h  
o  
d  
e  
I  
s  
l  
a  
n  
d

R  
h  
o  
d  
e  
I  
s  
l  
a  
n  
d

Average RPI Win:	115	WON-LOST RECORD	WINNING PCT. RANK	LAST 10 GAMES	STRENGTH OF SCHEDULE	OPP. STRENGTH OF SCHEDULE	TEAM RPI	ADJ RPI	CONF. RPI	ADJ CONF. RPI				
DIV. I ONLY		22-16-0	.57895	89	5-5-0	46	83	51	.55594	51	4	4		
DIV. I NON-CONF.		14-9-0	.6087	76	2-0-0	121	208	89	.53009	89	2	2		
-----														
TOTALS	RPI 1-25	RPI 26-50		W-L RECORDS		RPI 51-100		RPI 101-150		RPI 150+				
22-16-0	3-3-0	5-1-0		OVERALL		5-5-0		1-2-0		8-5-0				
11-7-0	3-3-0	3-0-0		HOME		0-0-0		0-0-0		5-4-0				
11-9-0	0-0-0	2-1-0		AWAY		5-5-0		1-2-0		3-1-0				
0-0-0	0-0-0	0-0-0		NEUTRAL		0-0-0		0-0-0		0-0-0				
14-9-0	2-1-0	0-0-0		NON-CONFERENCE		4-3-0		0-0-0		8-5-0				
7-5-0	2-1-0	0-0-0		HOME		0-0-0		0-0-0		5-4-0				
7-4-0	0-0-0	0-0-		AWAY		4-3-0		0-0-0		3-1-0				
0-0-0	0-0-0	0-0-0		NEUTRAL		0-0-0		0-0-0		0-0-0				
8-7-0	1-2-0	5-1-0		CONFERENCE		1-2-0		1-2-0		0-0-0				
4-2-0	1-2-0	3-0-0		HOME		0-0-0		0-0-0		0-0-0				
4-5-0	0-0-0	2-1-0		AWAY		1-2-0		1-2-0		0-0-0				
0-0-0	0-0-0	0-0-0		NEUTRAL		0-0-0		0-0-0		0-0-0				
RPI	S	Opponent	Score		RPI	S	Opponent	Score		RPI	S	Opponent	Score	
1	H	Oregon St.	2	5	33	H	Utah	3	1	56	A	Oregon	12	3
1	H	Oregon St.	3	2	33	H	Utah	4	3	56	A	Oregon	0	1
1	H	Oregon St.	0	3	33	H	Utah	4	1	56	A	Oregon	3	4
15	H	Baylor	6	0	48	A	UCLA	7	3	69	A	Gonzaga	5	4
15	H	Baylor	5	4	48	A	UCLA	6	3	69	A	Gonzaga	7	8
15	H	Baylor	3	6	48	A	UCLA	5	6	74	A	Loyola Marymount	8	7
										81	A	Saint Mary's (CA)	5	6
										81	A	Saint Mary's (CA)	11	5
										81	A	Saint Mary's (CA)	11	1
										81	A	Saint Mary's (CA)	5	6

Non-Div. I Games:

Washington



Average RPI Win: 116		WON-LOST	WINNING	LAST 10	STRENGTH OF		OPP. STRENGTH	TEAM	ADJ	CONF.	ADJ CONF.
Average RPI Loss: 67		RECORD	PCT. RANK	GAMES	SCHEDULE		OF SCHEDULE	RPI	RPI	RPI	RPI
DIV. I ONLY		22-20-0	.52381	128	5-5-0		23	34	52	.55507	52
DIV. I NON-CONF.		14-7-0	.66667	46	3-0-0		55	146	49	.55631	49
TOTALS		RPI 1-25	RPI 26-50		W-L RECORDS		RPI 51-100		RPI 101-150		RPI 150+
22-20-0		5-8-0	1-2-0		OVERALL		4-6-0		2-2-0		10-2-0
12-9-0		3-3-0	0-2-0		HOME		2-1-0		2-2-0		5-1-0
10-10-0		2-4-0	1-0-0		AWAY		2-5-0		0-0-0		5-1-0
0-1-0		0-1-0	0-0-0		NEUTRAL		0-0-0		0-0-0		0-0-0
14-7-0		0-1-0	1-2-0		NON-CONFERENCE		1-0-0		2-2-0		10-2-0
7-5-0		0-0-0	0-2-0		HOME		0-0-0		2-2-0		5-1-0
7-1-0		0-0-0	1-0-		AWAY		1-0-0		0-0-0		5-1-0
0-1-0		0-1-0	0-0-0		NEUTRAL		0-0-0		0-0-0		0-0-0
8-13-0		5-7-0	0-0-0		CONFERENCE		3-6-0		0-0-0		0-0-0
5-4-0		3-3-0	0-0-0		HOME		2-1-0		0-0-0		0-0-0
3-9-0		2-4-0	0-0-0		AWAY		1-5-0		0-0-0		0-0-0
0-0-0		0-0-0	0-0-0		NEUTRAL		0-0-0		0-0-0		0-0-0
RPI S	Opponent	Score	RPI S	Opponent	Score	RPI S	Opponent	Score	RPI S	Opponent	Score
3 A	North Carolina	1 7	47 A	Charlotte	15 10	79 H	Miami (FL)	5 2	109 H	Western Caro.	8 9
3 A	North Carolina	2 7	47 H	Charlotte	5 6	79 H	Miami (FL)	5 7	147 H	Austin Peay	9 3
3 A	North Carolina	4 2	50 H	Rhode Island	2 5	79 H	Miami (FL)	5 3	147 H	Austin Peay	6 3
6 H	Louisville	1 8				83 A	East Carolina	6 0	147 H	Austin Peay	3 7
6 H	Louisville	6 7				87 A	Notre Dame	9 2	151 A	Hawaii	4 0
6 H	Louisville	3 1				87 A	Notre Dame	1 4	151 A	Hawaii	3 8
10 A	Wake Forest	8 5				87 A	Notre Dame	1 2	151 A	Hawaii	8 1
10 A	Wake Forest	4 6				88 A	Boston College	1 2	155 H	UMass Lowell	8 0
10 A	Wake Forest	5 6				88 A	Boston College	0 1	156 A	Elon	6 2
21 N	Maryland	2 9				88 A	Boston College	3 8	176 A	UNCG	8 2
24 H	Florida St.	7 16							176 H	UNCG	10 1
24 H	Florida St.	4 3							183 A	UNCW	8 5
24 H	Florida St.	8 4							197 H	UNC Asheville	13 1
									221 H	George Mason	7 3
									241 H	Campbell	8 9
									259 H	N.C. Central	13 0
LAST 10 GAMES											
83 A	East Carolina	6 0	3 A	North Carolina	4 2						
259 H	N.C. Central	13 0	3 A	North Carolina	1 7						
88 A	Boston College	0 1	3 A	North Carolina	2 7						
88 A	Boston College	1 2	176 H	UNCG	10 1						
88 A	Boston College	3 8	24 H	Florida St.	8 4						

Non-Div. I Games:

North Carolina St.

Average RPI Win: 159		WON-LOST	WINNING	LAST 10	STRENGTH OF		OPP. STRENGTH	TEAM	ADJ	CONF.	ADJ CONF.
Average RPI Loss: 51		RECORD	PCT. RANK	GAMES	SCHEDULE		OF SCHEDULE	RPI	RPI	RPI	RPI
DIV. I ONLY		25-17-0	.59524	79	6-4-0		86	60	53	.5549	53
DIV. I NON-CONF.		12-11-0	.52174	134	3-1-0		76	13	80	.5361	80
TOTALS		RPI 1-25	RPI 26-50		W-L RECORDS		RPI 51-100		RPI 101-150		RPI 150+
25-17-0		2-5-0	1-4-0		OVERALL		3-7-0		5-0-0		14-1-0
11-4-0		1-0-0	0-1-0		HOME		1-3-0		1-0-0		8-0-0
11-11-0		1-5-0	1-3-0		AWAY		2-2-0		1-0-0		6-1-0
3-2-0		0-0-0	0-0-0		NEUTRAL		0-2-0		3-0-0		0-0-0
12-11-0		2-5-0	0-2-0		NON-CONFERENCE		0-4-0		4-0-0		6-0-0
7-2-0		1-0-0	0-1-0		HOME		0-1-0		1-0-0		5-0-0
3-7-0		1-5-0	0-0-		AWAY		0-1-0		1-0-0		1-0-0
2-2-0		0-0-0	0-0-0		NEUTRAL		0-2-0		2-0-0		0-0-0
13-6-0		0-0-0	1-2-0		CONFERENCE		3-3-0		1-0-0		8-1-0
4-2-0		0-0-0	0-0-0		HOME		1-2-0		0-0-0		3-0-0
8-4-0		0-0-0	1-2-0		AWAY		2-1-0		0-0-0		5-1-0
1-0-0		0-0-0	0-0-0		NEUTRAL		0-0-0		1-0-0		0-0-0
RPI S	Opponent	Score	RPI S	Opponent	Score	RPI S	Opponent	Score	RPI S	Opponent	Score
15 A	Baylor	2 3	27 A	Southern Miss.	2 4	55 A	Southeastern La.	9 12	112 N	Troy	6 4
15 A	Baylor	9 10	27 H	Southern Miss.	7 13	55 H	Southeastern La.	4 12	135 N	Columbia	4 3
15 A	Baylor	7 9	49 A	Louisiana	2 10	55 N	Southeastern La.	3 4	135 N	Columbia	4 1
16 A	Mississippi St.	0 2	49 A	Louisiana	1 11	66 H	Coastal Caro.	3 4	136 A	New Orleans	9 6
16 A	Mississippi St.	6 8	49 A	Louisiana	6 0	66 H	Coastal Caro.	4 3	136 H	New Orleans	10 7
16 H	Mississippi St.	5 2				66 H	Coastal Caro.	9 11	186 A	Arkansas St.	12 2
25 A	Auburn	14 3				70 A	Ga. Southern	5 0	186 A	Arkansas St.	15 5
						70 A	Ga. Southern	5 8	186 A	Arkansas St.	10 12
						70 A	Ga. Southern	19 6	188 A	Alabama St.	13 4
						89 N	Seton Hall	2 3	188 H	Alabama St.	6 4
									214 H	Eastern Ill.	8 3
									214 H	Eastern Ill.	8 2
									214 H	Eastern Ill.	32 0
									215 H	Georgia St.	19 9
									215 H	Georgia St.	16 6
									215 H	Georgia St.	7 0
									234 A	La.-Monroe	4 1
									234 A	La.-Monroe	8 3
									234 A	La.-Monroe	14 2
									293 H	Alabama A&M	11 1
LAST 10 GAMES											
	27 H	Southern Miss.	7	13		16 H	Mississippi St.	5	2		
	186 A	Arkansas St.	15	5		66 H	Coastal Caro.	4	3		
	186 A	Arkansas St.	12	2		66 H	Coastal Caro.	9	11		
	186 A	Arkansas St.	10	12		66 H	Coastal Caro.	3	4		
	188 H	Alabama St.	6	4		136 A	New Orleans	9	6		

Non-Div. I Games:

South Ala.

Average RPI Win: 185		WON-LOST	WINNING	LAST 10	STRENGTH OF		OPP. STRENGTH	TEAM	ADJ	CONF.	ADJ CONF.
Average RPI Loss: 110		RECORD	PCT. RANK	GAMES	SCHEDULE		OF SCHEDULE	RPI	RPI	RPI	RPI
DIV. I ONLY		20-8-0	.71429	19	8-2-0		186	145	54	.55312	54
DIV. I NON-CONF.		11-6-0	.64706	62	2-2-0		176	102	51	.55578	51
TOTALS		RPI 1-25	RPI 26-50		W-L RECORDS		RPI 51-100		RPI 101-150		RPI 150+
20-8-0		0-0-0	0-3-0		OVERALL		0-0-0		5-2-0		15-3-0
6-2-0		0-0-0	0-0-0		HOME		0-0-0		1-1-0		5-1-0
11-5-0		0-0-0	0-3-0		AWAY		0-0-0		4-1-0		7-1-0
3-1-0		0-0-0	0-0-0		NEUTRAL		0-0-0		0-0-0		3-1-0
11-6-0		0-0-0	0-3-0		NON-CONFERENCE		0-0-0		5-2-0		6-1-0
1-1-0		0-0-0	0-0-0		HOME		0-0-0		1-1-0		0-0-0
8-5-0		0-0-0	0-0-		AWAY		0-0-0		4-1-0		4-1-0
2-0-0		0-0-0	0-0-0		NEUTRAL		0-0-0		0-0-0		2-0-0
9-2-0		0-0-0	0-0-0		CONFERENCE		0-0-0		0-0-0		9-2-0
5-1-0		0-0-0	0-0-0		HOME		0-0-0		0-0-0		5-1-0
3-0-0		0-0-0	0-0-0		AWAY		0-0-0		0-0-0		3-0-0
1-1-0		0-0-0	0-0-0		NEUTRAL		0-0-0		0-0-0		1-1-0
RPI S	Opponent	Score	RPI S	Opponent	Score	RPI S	Opponent	Score	RPI S	Opponent	Score
			42 A	New Mexico	4 8				107 A	Cornell	4 6
			42 A	New Mexico	4 11				107 H	Cornell	2 10
			42 A	New Mexico	4 10				120 A	Virginia Tech	6 5
									120 A	Virginia Tech	2 1
									120 A	Virginia Tech	9 8
									120 A	Virginia Tech	12 5
									143 H	Marist	3 1
									155 N	UMass Lowell	1 0
									155 N	UMass Lowell	2 5
									181 H	UMBC	3 12
									181 H	UMBC	9 1
									181 H	UMBC	11 2
									194 H	Maine	3 2
									194 H	Maine	7 4
									194 H	Maine	9 3
									201 A	Central Conn. St.	1 2
									201 A	Central Conn. St.	3 0
									207 N	Toledo	7 3
									207 N	Toledo	9 3
									209 A	Penn St.	6 3
									211 A	Albany (NY)	4 3
									211 A	Albany (NY)	7 2
									211 A	Albany (NY)	3 0
									255 A	Richmond	15 0
									256 A	Bucknell	12 0
LAST 10 GAMES			107 H	Cornell	2 10	211 A	Albany (NY)	3 0	211 A	Albany (NY)	3 0
			194 H	Maine	3 2	211 A	Albany (NY)	4 3	255 A	Richmond	15 0
			194 H	Maine	7 4	211 A	Albany (NY)	7 2	256 A	Bucknell	12 0
			194 H	Maine	9 3	107 A	Cornell	4 6			
			143 H	Marist	3 1	209 A	Penn St.	6 3			

Non-Div. I Games:

Binghamton

[illegible]

**Non-Div. I Games:**

Southeastern La.

Average RPI Win: 137		WON-LOST RECORD	WINNING PCT. RANK	LAST 10 GAMES	STRENGTH OF SCHEDULE	OPP. STRENGTH OF SCHEDULE	TEAM RPI	ADJ RPI		CONF. RPI	ADJ CONF. RPI			
Average RPI Loss: 53														
DIV. I ONLY		23-13-0	.63889	53	4-5-0	127	10	56	.5523	56	4	4		
DIV. I NON-CONF.		17-4-0	.80952	12	3-0-0	238	38	40	.5622	40	2	2		
<hr/>														
TOTALS		RPI 1-25	RPI 26-50		W-L RECORDS		RPI 51-100		RPI 101-150		RPI 150+			
23-13-0		3-6-0	1-2-0		OVERALL		6-3-0		4-0-0		9-2-0			
13-5-0		2-4-0	0-0-0		HOME		2-1-0		3-0-0		6-0-0			
8-8-0		1-2-0	1-2-0		AWAY		3-2-0		0-0-0		3-2-0			
2-0-0		0-0-0	0-0-0		NEUTRAL		1-0-0		1-0-0		0-0-0			
17-4-0		2-1-0	0-0-0		NON-CONFERENCE		2-1-0		4-0-0		9-2-0			
11-1-0		2-1-0	0-0-0		HOME		0-0-0		3-0-0		6-0-0			
4-3-0		0-0-0	0-0-		AWAY		1-1-0		0-0-0		3-2-0			
2-0-0		0-0-0	0-0-0		NEUTRAL		1-0-0		1-0-0		0-0-0			
6-9-0		1-5-0	1-2-0		CONFERENCE		4-2-0		0-0-0		0-0-0			
2-4-0		0-3-0	0-0-0		HOME		2-1-0		0-0-0		0-0-0			
4-5-0		1-2-0	1-2-0		AWAY		2-1-0		0-0-0		0-0-0			
0-0-0		0-0-0	0-0-0		NEUTRAL		0-0-0		0-0-0		0-0-0			
RPI	S	Opponent	Score		RPI	S	Opponent	Score		RPI	S	Opponent	Score	
9	A	Arizona	4	5	33	A	Utah	1	13	51	H	Washington	1	0
9	A	Arizona	4	18	33	A	Utah	5	11	51	H	Washington	4	3
9	A	Arizona	8	4	33	A	Utah	11	1	51	H	Washington	3	12
16	H	Mississippi St.	6	5						60	A	San Diego	2	7
16	H	Mississippi St.	4	5						62	A	BYU	9	6
16	H	Mississippi St.	1	0						72	A	California	13	2
18	H	Stanford	3	4						72	A	California	7	1
18	H	Stanford	4	10						72	A	California	1	4
18	H	Stanford	5	8						89	N	Seton Hall	1	0
										142	H	UC Irvine	10	1
										142	H	UC Irvine	6	3
										142	H	UC Irvine	7	2
										142	N	UC Irvine	11	5
										153	H	UC Davis	7	2
										173	A	Fresno St.	3	2
										173	A	Fresno St.	13	1
										173	A	Fresno St.	1	9
										173	A	Fresno St.	3	8
										266	H	Santa Clara	3	0
										266	H	Santa Clara	2	1
										266	H	Santa Clara	6	2
										266	H	Santa Clara	10	0
										280	A	Portland	1	0
										280	H	Portland	6	1
LAST 10 GAMES														
18	H	Stanford	4	10	9	A	Arizona	8	4					
18	H	Stanford	5	8	280	H	Portland	6	1					
18	H	Stanford	3	4	142	H	UC Irvine	7	2					
9	A	Arizona	4	18	142	H	UC Irvine	6	3					
9	A	Arizona	4	5	142	H	UC Irvine	10	1					

Non-Div. I Games:

Oregon

**Non-Div. I Games:**

**DBU**

**DBU**

Average RPI Win:	110	WON-LOST RECORD	WINNING PCT. RANK	LAST 10 GAMES	STRENGTH OF SCHEDULE	OPP. STRENGTH OF SCHEDULE	TEAM RPI	ADJ RPI	CONF. RPI	ADJ CONF. RPI		
DIV. I ONLY		21-20-0	.5122	139	7-3-0	20	40	58	.55044	58	1	1
DIV. I NON-CONF.		13-13-0	.5	146	3-1-0	73	89	120	.51273	120	1	1
<hr/>												
TOTALS	RPI 1-25	RPI 26-50		W-L RECORDS		RPI 51-100		RPI 101-150		RPI 150+		
21-20-0	3-8-0	6-3-0		OVERALL		2-5-0		5-2-0		5-2-0		
12-9-0	0-0-0	4-2-0		HOME		1-4-0		3-1-0		4-2-0		
9-9-0	3-7-0	2-1-0		AWAY		1-0-0		2-1-0		1-0-0		
0-2-0	0-1-0	0-0-0		NEUTRAL		0-1-0		0-0-0		0-0-0		
13-13-0	1-4-0	0-0-0		NON-CONFERENCE		2-5-0		5-2-0		5-2-0		
8-7-0	0-0-0	0-0-0		HOME		1-4-0		3-1-0		4-2-0		
5-4-0	1-3-0	0-0-		AWAY		1-0-0		2-1-0		1-0-0		
0-2-0	0-1-0	0-0-0		NEUTRAL		0-1-0		0-0-0		0-0-0		
8-7-0	2-4-0	6-3-0		CONFERENCE		0-0-0		0-0-0		0-0-0		
4-2-0	0-0-0	4-2-0		HOME		0-0-0		0-0-0		0-0-0		
4-5-0	2-4-0	2-1-0		AWAY		0-0-0		0-0-0		0-0-0		
0-0-0	0-0-0	0-0-0		NEUTRAL		0-0-0		0-0-0		0-0-0		
RPI	S	Opponent	Score	RPI	S	Opponent	Score	RPI	S	Opponent	Score	
8	A	West Virginia	0 8	35	H	Texas	5 4	63	H	Minnesota	2 5	
8	A	West Virginia	1 10	35	H	Texas	3 5	65	N	Liberty	1 6	
8	A	West Virginia	7 2	35	H	Texas	2 1	94	A	Oral Roberts	7 2	
11	A	TCU	1 5	36	A	Oklahoma	5 2	94	H	Oral Roberts	1 12	
11	A	TCU	4 3	36	A	Oklahoma	15 10	97	H	Samford	1 6	
11	A	TCU	1 3	36	A	Oklahoma	6 7	97	H	Samford	6 8	
13	A	Missouri St.	4 2	41	H	Oklahoma St.	4 2	97	H	Samford	6 4	
14	N	Virginia	6 9	41	H	Oklahoma St.	6 11					
18	A	Stanford	0 5	41	H	Oklahoma St.	6 5					
18	A	Stanford	0 6									
18	A	Stanford	2 4									

Non-Div. I Games:

Kansas

Average RPI Win: 173		WON-LOST	WINNING	LAST 10	STRENGTH OF		OPP. STRENGTH	TEAM	ADJ		CONF.	ADJ CONF.		
Average RPI Loss: 127		RECORD	PCT. RANK	GAMES	SCHEDULE		OF SCHEDULE	RPI	RPI		RPI	RPI		
DIV. I ONLY		24-15-0	.61538	63	8-2-0		117	185	59	.54983	59	14	14	
DIV. I NON-CONF.		11-12-0	.47826	172	2-0-0		84	186	88	.53175	88	9	9	
TOTALS		RPI 1-25	RPI 26-50		W-L RECORDS		RPI 51-100		RPI 101-150		RPI 150+			
24-15-0		0-2-0	0-0-0		OVERALL		0-0-0		7-7-0		17-6-0			
8-2-0		0-0-0	0-0-0		HOME		0-0-0		5-1-0		3-1-0			
12-12-0		0-2-0	0-0-0		AWAY		0-0-0		2-6-0		10-4-0			
4-1-0		0-0-0	0-0-0		NEUTRAL		0-0-0		0-0-0		4-1-0			
11-12-0		0-2-0	0-0-0		NON-CONFERENCE		0-0-0		1-5-0		10-5-0			
1-1-0		0-0-0	0-0-0		HOME		0-0-0		0-0-0		1-1-0			
6-10-0		0-2-0	0-0-		AWAY		0-0-0		1-5-0		5-3-0			
4-1-0		0-0-0	0-0-0		NEUTRAL		0-0-0		0-0-0		4-1-0			
13-3-0		0-0-0	0-0-0		CONFERENCE		0-0-0		6-2-0		7-1-0			
7-1-0		0-0-0	0-0-0		HOME		0-0-0		5-1-0		2-0-0			
6-2-0		0-0-0	0-0-0		AWAY		0-0-0		1-1-0		5-1-0			
0-0-0		0-0-0	0-0-0		NEUTRAL		0-0-0		0-0-0		0-0-0			
RPI	S	Opponent	Score		RPI	S	Opponent	Score		RPI	S	Opponent	Score	
2	A	Clemson	8	10						107	A	Cornell	7	2
2	A	Clemson	6	10						107	A	Cornell	4	6
										113	A	New Mexico St.	5	18
										113	A	New Mexico St.	3	7
										113	A	New Mexico St.	3	1
										113	A	New Mexico St.	5	16
										115	H	Dartmouth	2	7
										115	H	Dartmouth	11	3
										115	H	Dartmouth	8	0
										115	H	Dartmouth	6	1
										117	A	William & Mary	3	10
										117	A	William & Mary	6	7
										135	H	Columbia	6	3
										135	H	Columbia	5	4
										152	A	Fairfield	1	5
										158	A	Wofford	17	8
										158	A	Wofford	2	3
										158	A	Wofford	2	6
										158	A	Wofford	18	15
										160	A	Hartford	13	11
										171	N	Holy Cross	7	1
										171	N	Holy Cross	7	8
										171	N	Holy Cross	4	3
										171	N	Holy Cross	4	0
										180	A	Princeton	8	0
										180	A	Princeton	3	1
										199	H	Penn	5	4
LAST 10 GAMES														
					236	A	Fordham	8	4	270	H	Iona	9	5
					115	H	Dartmouth	11	3	206	A	Harvard	7	12
					115	H	Dartmouth	8	0	206	A	Harvard	13	9
					115	H	Dartmouth	6	1	206	A	Harvard	21	13
					115	H	Dartmouth	2	7	206	A	Harvard	4	2

Non-Div. I Games:

Yale



RPI	S	Opponent	Score	
199	H	Penn	6	2
205	A	Stony Brook	13	3
206	A	Harvard	13	9
206	A	Harvard	21	13
206	A	Harvard	4	2
206	A	Harvard	7	12
236	A	Fordham	8	4
242	N	Saint Joseph's	13	9
260	H	Sacred Heart	6	9
270	H	Iona	9	5

Yale

Y  
a  
l  
e

Y  
a  
l  
e

Average RPI Win:		136	WON-LOST		WINNING		LAST 10		STRENGTH OF		OPP. STRENGTH		TEAM	ADJ		CONF.	ADJ CONF.							
Average RPI Loss:		75	RECORD		PCT. RANK		GAMES		SCHEDULE		OF SCHEDULE		RPI	RPI		RPI	RPI							
DIV. I ONLY			27-12-0		.69231		25		7-3-0		150		32		60		.54973		60		12		12	
DIV. I NON-CONF.			14-7-0		.66667		46		2-1-0		38		3		25		.57869		25		11		11	
TOTALS			RPI 1-25		RPI 26-50		W-L RECORDS		RPI 51-100		RPI 101-150		RPI 150+											
27-12-0			1-2-0		3-3-0		OVERALL		9-4-0		6-2-0		8-1-0											
16-7-0			1-2-0		1-1-0		HOME		3-2-0		5-2-0		6-0-0											
10-4-0			0-0-0		1-1-0		AWAY		6-2-0		1-0-0		2-1-0											
1-1-0			0-0-0		1-1-0		NEUTRAL		0-0-0		0-0-0		0-0-0											
14-7-0			1-2-0		3-3-0		NON-CONFERENCE		7-0-0		3-2-0		0-0-0											
6-5-0			1-2-0		1-1-0		HOME		2-0-0		2-2-0		0-0-0											
7-1-0			0-0-0		1-0-		AWAY		5-0-0		1-0-0		0-0-0											
1-1-0			0-0-0		1-1-0		NEUTRAL		0-0-0		0-0-0		0-0-0											
13-5-0			0-0-0		0-0-0		CONFERENCE		2-4-0		3-0-0		8-1-0											
10-2-0			0-0-0		0-0-0		HOME		1-2-0		3-0-0		6-0-0											
3-3-0			0-0-0		0-0-0		AWAY		1-2-0		0-0-0		2-1-0											
0-0-0			0-0-0		0-0-0		NEUTRAL		0-0-0		0-0-0		0-0-0											
RPI	S	Opponent		Score		RPI	S	Opponent		Score		RPI	S	Opponent		Score		RPI	S	Opponent		Score		
19	H	Vanderbilt		3	2	28	N	Michigan		1	3	56	H	Oregon		7	2	104	H	San Diego St.		1	10	
19	H	Vanderbilt		1	11	32	A	Cal St. Fullerton		2	13	62	H	BYU		8	9	126	H	San Francisco		8	2	
19	H	Vanderbilt		2	8	32	H	Cal St. Fullerton		2	9	62	H	BYU		6	3	126	H	San Francisco		8	4	
						32	N	Cal St. Fullerton		11	6	62	H	BYU		8	12	126	H	San Francisco		6	4	
						42	H	New Mexico		7	2	69	A	Gonzaga		4	1	134	A	UC Riverside		14	1	
						48	A	UCLA		3	1	69	A	Gonzaga		0	3	134	H	UC Riverside		10	2	
												69	A	Gonzaga		2	9	142	H	UC Irvine		7	8	
												78	A	Tulane		5	4	142	H	UC Irvine		14	6	
												78	A	Tulane		7	4	227	H	Pacific		10	4	
												78	A	Tulane		11	4	227	H	Pacific		1	0	
												78	A	Tulane		6	2	227	H	Pacific		9	5	
												87	H	Notre Dame		6	2	266	A	Santa Clara		11	1	
												99	A	Southern California		8	3	266	A	Santa Clara		12	15	
																		266	A	Santa Clara		9	2	
																		280	H	Portland		2	1	
																		280	H	Portland		8	2	
																		280	H	Portland		3	2	
LAST 10 GAMES																								
						142	H	UC Irvine		7	8	227	H	Pacific		10	4							
						62	H	BYU		8	12	227	H	Pacific		1	0							
						62	H	BYU		8	9	227	H	Pacific		9	5							
						62	H	BYU		6	3	134	A	UC Riverside		14	1							
						32	N	Cal St. Fullerton		11	6	69	A	Gonzaga		4	1							

Non-Div. I Games:

San Diego

Average RPI Win: 157		WON-LOST RECORD		WINNING PCT. RANK		LAST 10 GAMES		STRENGTH OF SCHEDULE		OPP. STRENGTH OF SCHEDULE		TEAM RPI		ADJ RPI		CONF. RPI		ADJ CONF. RPI					
DIV. I ONLY		27-15-0		.64286		50		4-6-0		88		49		61		.54971		61		2		2	
DIV. I NON-CONF.		19-5-0		.79167		15		2-2-0		175		187		48		.55633		48		3		3	
TOTALS		RPI 1-25		RPI 26-50		W-L RECORDS		RPI 51-100		RPI 101-150		RPI 150+											
27-15-0		2-9-0		2-2-0		OVERALL		0-0-0		9-2-0		14-2-0											
14-9-0		2-8-0		0-0-0		HOME		0-0-0		7-1-0		5-0-0											
8-4-0		0-1-0		1-2-0		AWAY		0-0-0		2-1-0		5-0-0											
5-2-0		0-0-0		1-0-0		NEUTRAL		0-0-0		0-0-0		4-2-0											
19-5-0		0-2-0		1-0-0		NON-CONFERENCE		0-0-0		7-1-0		11-2-0											
12-2-0		0-1-0		0-0-0		HOME		0-0-0		7-1-0		5-0-0											
2-1-0		0-1-0		0-0-		AWAY		0-0-0		0-0-0		2-0-0											
5-2-0		0-0-0		1-0-0		NEUTRAL		0-0-0		0-0-0		4-2-0											
8-10-0		2-7-0		1-2-0		CONFERENCE		0-0-0		2-1-0		3-0-0											
2-7-0		2-7-0		0-0-0		HOME		0-0-0		0-0-0		0-0-0											
6-3-0		0-0-0		1-2-0		AWAY		0-0-0		2-1-0		3-0-0											
0-0-0		0-0-0		0-0-0		NEUTRAL		0-0-0		0-0-0		0-0-0											
RPI	S	Opponent		Score		RPI	S	Opponent		Score		RPI	S	Opponent		Score							
4	H	Kentucky		9 8		31	N	Houston		4 2		109	H	Western Caro.		7 6							
4	H	Kentucky		1 6		46	A	Ole Miss		1 3		110	A	Georgia		0 3							
4	H	Kentucky		2 5		46	A	Ole Miss		6 9		110	A	Georgia		8 5							
7	H	Florida		1 2		46	A	Ole Miss		9 3		110	A	Georgia		6 1							
7	H	Florida		3 4								125	H	Ill.-Chicago		11 10							
7	H	Florida		1 2								125	H	Ill.-Chicago		7 2							
12	H	Arkansas		8 9								125	H	Ill.-Chicago		6 4							
12	H	Arkansas		7 2								130	H	Southeast Mo. St.		5 6							
12	H	Arkansas		2 9								148	H	Appalachian St.		4 0							
13	A	Missouri St.		1 5								148	H	Appalachian St.		7 1							
13	H	Missouri St.		3 5								148	H	Appalachian St.		3 2							
												170	N	Illinois		3 5							
												170	N	Illinois		7 6							
												182	N	Eastern Mich.		7 2							
												182	N	Eastern Mich.		6 5							
												182	N	Eastern Mich.		2 6							
												182	N	Eastern Mich.		27 9							
												193	A	Alabama		7 4							
												193	A	Alabama		9 5							
												193	A	Alabama		3 0							
												212	A	A&M-Corpus Christi		7 6							
												212	A	A&M-Corpus Christi		9 0							
												214	H	Eastern Ill.		10 1							
												229	H	Little Rock		11 8							
												278	H	Ark.-Pine Bluff		15 6							
												278	H	Ark.-Pine Bluff		13 1							
												286	H	Chicago St.		7 6							
				LAST 10 GAMES																			
13	A	Missouri St.		1 5		4	H	Kentucky		1 6		214	H	Eastern Ill.		10 1							
46	A	Ole Miss		6 9		4	H	Kentucky		9 8		229	H	Little Rock		11 8							
46	A	Ole Miss		1 3		4	H	Kentucky		2 5		278	H	Ark.-Pine Bluff		15 6							
46	A	Ole Miss		9 3		278	H	Ark.-Pine Bluff		15 6		278	H	Ark.-Pine Bluff		13 1							
13	H	Missouri St.		3 5		278	H	Ark.-Pine Bluff		13 1		286	H	Chicago St.		7 6							

Non-Div. I Games:

Missouri

Average RPI Win: 137 Average RPI Loss: 130		WON-LOST RECORD	WINNING PCT. RANK	LAST 10 GAMES	STRENGTH OF SCHEDULE	OPP. STRENGTH OF SCHEDULE	TEAM RPI	ADJ RPI	CONF. RPI	ADJ CONF. RPI	
DIV. I ONLY		22-14-0	.61111 68	8-2-0	92	119	62	.54961 62	12	12	
DIV. I NON-CONF.		11-10-0	.52381 131	1-0-0	179	92	135	.50527 135	11	11	
TOTALS		RPI 1-25	RPI 26-50	W-L RECORDS	RPI 51-100	RPI 101-150	RPI 150+				
22-14-0	0-0-0	3-1-0	OVERALL	6-5-0	4-2-0	9-6-0					
10-5-0	0-0-0	2-1-0	HOME	3-1-0	3-2-0	2-1-0					
10-9-0	0-0-0	1-0-0	AWAY	3-4-0	1-0-0	5-5-0					
2-0-0	0-0-0	0-0-0	NEUTRAL	0-0-0	0-0-0	2-0-0					
11-10-0	0-0-0	3-1-0	NON-CONFERENCE	0-2-0	4-2-0	4-5-0					
5-4-0	0-0-0	2-1-0	HOME	0-1-0	3-2-0	0-0-0					
4-6-0	0-0-0	1-0-	AWAY	0-1-0	1-0-0	2-5-0					
2-0-0	0-0-0	0-0-0	NEUTRAL	0-0-0	0-0-0	2-0-0					
11-4-0	0-0-0	0-0-0	CONFERENCE	6-3-0	0-0-0	5-1-0					
5-1-0	0-0-0	0-0-0	HOME	3-0-0	0-0-0	2-1-0					
6-3-0	0-0-0	0-0-0	AWAY	3-3-0	0-0-0	3-0-0					
0-0-0	0-0-0	0-0-0	NEUTRAL	0-0-0	0-0-0	0-0-0					
RPI S	Opponent	Score	RPI S	Opponent	Score	RPI S	Opponent	Score	RPI S	Opponent	Score
33 A	Utah	11 6	56 H	Oregon	6 9	111 H	UC Santa Barbara	14 8			
45 H	UConn	10 9	60 A	San Diego	9 8	111 H	UC Santa Barbara	7 6			
45 H	UConn	7 6	60 A	San Diego	3 6	111 H	UC Santa Barbara	17 3			
45 H	UConn	7 8	60 A	San Diego	12 8	111 H	UC Santa Barbara	8 10			
			64 A	Georgia Tech	3 5	113 H	New Mexico St.	6 8			
			74 A	Loyola Marymount	5 9	144 A	Kennesaw St.	13 4			
			74 A	Loyola Marymount	0 2	167 H	Pepperdine	7 2			
			74 A	Loyola Marymount	5 3	167 H	Pepperdine	9 4			
			81 H	Saint Mary's (CA)	14 1	167 H	Pepperdine	7 11			
			81 H	Saint Mary's (CA)	7 6	190 A	CSU Bakersfield	10 2			
			81 H	Saint Mary's (CA)	6 2	190 A	CSU Bakersfield	5 7			
						190 A	CSU Bakersfield	4 5			
						215 A	Georgia St.	2 3			
						227 A	Pacific	6 0			
						227 A	Pacific	5 2			
						227 A	Pacific	12 1			
						231 A	San Jose St.	2 4			
						231 A	San Jose St.	2 3			
						249 N	Northern Colo.	10 9			
						249 N	Northern Colo.	6 0			
						264 A	Utah Valley	8 3			
			LAST 10 GAMES								
			60 A	San Diego	12 8	167 H	Pepperdine	7 11			
			60 A	San Diego	9 8	264 A	Utah Valley	8 3			
			60 A	San Diego	3 6	227 A	Pacific	5 2			
			167 H	Pepperdine	9 4	227 A	Pacific	12 1			
			167 H	Pepperdine	7 2	227 A	Pacific	6 0			

Non-Div. I Games:

BYU

Average RPI Win: 167		WON-LOST RECORD		WINNING PCT. RANK		LAST 10 GAMES		STRENGTH OF SCHEDULE		OPP. STRENGTH OF SCHEDULE		TEAM RPI		ADJ RPI		CONF. RPI		ADJ CONF. RPI	
DIV. I ONLY		24-12-0		.66667 37		6-4-0		114		141		63		.54956 63		7		7	
DIV. I NON-CONF.		15-8-0		.65217 61		4-0-0		168		259		112		.52013 112		7		7	
TOTALS		RPI 1-25		RPI 26-50		W-L RECORDS		RPI 51-100		RPI 101-150		RPI 150+							
24-12-0		1-2-0		2-4-0		OVERALL		5-1-0		2-1-0		14-4-0							
11-7-0		1-2-0		1-2-0		HOME		1-0-0		1-0-0		7-3-0							
13-5-0		0-0-0		1-2-0		AWAY		4-1-0		1-1-0		7-1-0							
0-0-0		0-0-0		0-0-0		NEUTRAL		0-0-0		0-0-0		0-0-0							
15-8-0		1-2-0		0-0-0		NON-CONFERENCE		2-1-0		1-1-0		11-4-0							
9-5-0		1-2-0		0-0-0		HOME		1-0-0		0-0-0		7-3-0							
6-3-0		0-0-0		0-0-		AWAY		1-1-0		1-1-0		4-1-0							
0-0-0		0-0-0		0-0-0		NEUTRAL		0-0-0		0-0-0		0-0-0							
9-4-0		0-0-0		2-4-0		CONFERENCE		3-0-0		1-0-0		3-0-0							
2-2-0		0-0-0		1-2-0		HOME		0-0-0		1-0-0		0-0-0							
7-2-0		0-0-0		1-2-0		AWAY		3-0-0		0-0-0		3-0-0							
0-0-0		0-0-0		0-0-0		NEUTRAL		0-0-0		0-0-0		0-0-0							
RPI S	Opponent		Score		RPI S	Opponent		Score		RPI S	Opponent		Score		RPI S	Opponent		Score	
13 H	Missouri St.		5	2	26 A	Indiana		11	0	58 A	Kansas		5	2	102 H	Iowa		6	3
13 H	Missouri St.		3	12	26 A	Indiana		12	13	72 A	California		1	7	142 A	UC Irvine		9	8
13 H	Missouri St.		2	7	26 A	Indiana		0	4	82 A	Michigan St.		9	4	142 A	UC Irvine		5	7
					38 H	Nebraska		3	5	82 A	Michigan St.		3	2	151 H	Hawaii		2	11
					38 H	Nebraska		5	3	82 A	Michigan St.		4	3	151 H	Hawaii		0	4
					38 H	Nebraska		4	9	94 H	Oral Roberts		4	3	164 A	Ohio St.		15	5
															164 A	Ohio St.		6	5
															164 A	Ohio St.		5	2
															210 A	Sacramento St.		9	2
															210 A	Sacramento St.		2	3
															210 A	Sacramento St.		5	2
															239 H	South Dakota St.		7	5
															239 H	South Dakota St.		5	2
															248 H	Milwaukee		5	4
															252 A	Northern Ill.		3	2
															274 A	North Dakota St.		6	1
															274 H	North Dakota St.		1	3
															274 H	North Dakota St.		7	1
															281 H	Seattle U		11	7
															281 H	Seattle U		6	3
															281 H	Seattle U		13	4
					LAST 10 GAMES														
					252 A	Northern Ill.		3	2	26 A	Indiana		0	4					
					38 H	Nebraska		4	9	26 A	Indiana		12	13					
					38 H	Nebraska		5	3	26 A	Indiana		11	0					
					38 H	Nebraska		3	5	274 A	North Dakota St.		6	1					
					239 H	South Dakota St.		5	2	274 H	North Dakota St.		7	1					

Non-Div. I Games:

Minnesota

Average RPI Win:		108	WON-LOST RECORD		WINNING PCT. RANK		LAST 10 GAMES		STRENGTH OF SCHEDULE		OPP. STRENGTH OF SCHEDULE		TEAM RPI		ADJ RPI		CONF. RPI		ADJ CONF. RPI					
DIV. I ONLY			20-20-0		.5		146		4-6-0		14		27		64		.54904		64		3		3	
DIV. I NON-CONF.			14-5-0		.73684		22		2-2-0		90		98		45		.55987		45		4		4	
TOTALS		RPI 1-25		RPI 26-50				W-L RECORDS				RPI 51-100				RPI 101-150				RPI 150+				
20-20-0		4-10-0		3-0-0				OVERALL				3-5-0				5-4-0				5-1-0				
12-11-0		2-8-0		2-0-0				HOME				1-0-0				3-2-0				4-1-0				
8-9-0		2-2-0		1-0-0				AWAY				2-5-0				2-2-0				1-0-0				
0-0-0		0-0-0		0-0-0				NEUTRAL				0-0-0				0-0-0				0-0-0				
14-5-0		1-1-0		3-0-0				NON-CONFERENCE				2-0-0				3-3-0				5-1-0				
10-4-0		0-1-0		2-0-0				HOME				1-0-0				3-2-0				4-1-0				
4-1-0		1-0-0		1-0-				AWAY				1-0-0				0-1-0				1-0-0				
0-0-0		0-0-0		0-0-0				NEUTRAL				0-0-0				0-0-0				0-0-0				
6-15-0		3-9-0		0-0-0				CONFERENCE				1-5-0				2-1-0				0-0-0				
2-7-0		2-7-0		0-0-0				HOME				0-0-0				0-0-0				0-0-0				
4-8-0		1-2-0		0-0-0				AWAY				1-5-0				2-1-0				0-0-0				
0-0-0		0-0-0		0-0-0				NEUTRAL				0-0-0				0-0-0				0-0-0				
RPI	S	Opponent		Score		RPI	S	Opponent		Score		RPI	S	Opponent		Score		RPI	S	Opponent		Score		
2	H	Clemson		5	1	36	H	Oklahoma		2	0	62	H	BYU		5	3	110	A	Georgia		1	5	
2	H	Clemson		6	13	40	A	Mercer		11	3	70	A	Ga. Southern		10	3	110	H	Georgia		5	7	
2	H	Clemson		6	11	40	H	Mercer		8	5	79	A	Miami (FL)		8	10	114	H	Marshall		11	3	
3	H	North Carolina		4	7							79	A	Miami (FL)		7	5	120	A	Virginia Tech		6	4	
3	H	North Carolina		5	6							79	A	Miami (FL)		7	17	120	A	Virginia Tech		13	3	
3	H	North Carolina		4	2							87	A	Notre Dame		3	4	120	A	Virginia Tech		4	8	
6	H	Louisville		4	5							87	A	Notre Dame		3	4	145	H	Belmont		12	3	
6	H	Louisville		0	3							87	A	Notre Dame		6	9	145	H	Belmont		10	2	
6	H	Louisville		1	10													145	H	Belmont		5	11	
10	A	Wake Forest		8	17													202	H	Western Mich.		8	3	
10	A	Wake Forest		7	6													215	A	Georgia St.		7	0	
10	A	Wake Forest		4	8													215	H	Georgia St.		12	5	
25	A	Auburn		11	8													262	H	Youngstown St.		3	12	
25	H	Auburn		4	7													262	H	Youngstown St.		14	6	
																		262	H	Youngstown St.		15	6	
LAST 10 GAMES																								
110	H	Georgia		5	7	40	H	Mercer		8	5													
120	A	Virginia Tech		6	4	6	H	Louisville		4	5													
120	A	Virginia Tech		13	3	6	H	Louisville		1	10													
120	A	Virginia Tech		4	8	6	H	Louisville		0	3													
215	A	Georgia St.		7	0	110	A	Georgia		1	5													

Non-Div. I Games:

Georgia Tech

Liberty

Liberty

Average RPI Win: 159		WON-LOST RECORD		WINNING PCT. RANK		LAST 10 GAMES		STRENGTH OF SCHEDULE		OPP. STRENGTH OF SCHEDULE		TEAM RPI		ADJ RPI		CONF. RPI		ADJ CONF. RPI	
DIV. I ONLY		25-15-1		.62195 61		5-4-1		65		104		66		.5459 66		9		9	
DIV. I NON-CONF.		14-9-0		.6087 76		1-1-0		81		56		95		.52678 95		10		10	
TOTALS		RPI 1-25		RPI 26-50		W-L RECORDS		RPI 51-100		RPI 101-150		RPI 150+							
25-15-1		0-5-0		1-2-1		OVERALL		4-3-0		5-1-0		15-4-0							
16-10-1		0-3-0		1-2-1		HOME		2-2-0		4-1-0		9-2-0							
9-5-0		0-2-0		0-0-0		AWAY		2-1-0		1-0-0		6-2-0							
0-0-0		0-0-0		0-0-0		NEUTRAL		0-0-0		0-0-0		0-0-0							
14-9-0		0-5-0		0-1-0		NON-CONFERENCE		1-0-0		5-1-0		8-2-0							
11-7-0		0-3-0		0-1-0		HOME		1-0-0		4-1-0		6-2-0							
3-2-0		0-2-0		0-0-		AWAY		0-0-0		1-0-0		2-0-0							
0-0-0		0-0-0		0-0-0		NEUTRAL		0-0-0		0-0-0		0-0-0							
11-6-1		0-0-0		1-1-1		CONFERENCE		3-3-0		0-0-0		7-2-0							
5-3-1		0-0-0		1-1-1		HOME		1-2-0		0-0-0		3-0-0							
6-3-0		0-0-0		0-0-0		AWAY		2-1-0		0-0-0		4-2-0							
0-0-0		0-0-0		0-0-0		NEUTRAL		0-0-0		0-0-0		0-0-0							
RPI S	Opponent		Score		RPI S	Opponent		Score		RPI S	Opponent		Score		RPI S	Opponent		Score	
3 A	North Carolina		6	7	39 H	St. John's (NY)		4	7	53 A	South Ala.		3	4	109 H	Western Caro.		4	5
8 H	West Virginia		9	22	49 H	Louisiana		9	8	53 A	South Ala.		11	9	126 H	San Francisco		7	5
8 H	West Virginia		1	4	49 H	Louisiana		7	7	53 A	South Ala.		4	3	126 H	San Francisco		6	1
10 A	Wake Forest		9	19	49 H	Louisiana		0	1	70 H	Ga. Southern		2	3	132 H	Ball St.		1	0
10 H	Wake Forest		8	13						70 H	Ga. Southern		6	7	140 A	Col. of Charleston		8	5
										70 H	Ga. Southern		6	5	140 H	Col. of Charleston		16	7
										84 H	Winthrop		8	3	169 A	Texas St.		4	3
															169 A	Texas St.		4	5
															169 A	Texas St.		7	10
															170 H	Illinois		3	2
															170 H	Illinois		6	0
															170 H	Illinois		6	7
															183 A	UNCW		4	1
															183 H	UNCW		13	2
															186 H	Arkansas St.		6	1
															186 H	Arkansas St.		11	6
															186 H	Arkansas St.		5	0
															211 H	Albany (NY)		14	0
															215 A	Georgia St.		17	0
															215 A	Georgia St.		4	0
															215 A	Georgia St.		8	5
															221 H	George Mason		9	8
															225 H	James Madison		3	11
															226 A	The Citadel		9	6
															255 H	Richmond		8	5
LAST 10 GAMES																			
70 H Ga. Southern				2	3	53 A South Ala.				11	9	221 H George Mason				9	8		
70 H Ga. Southern				6	7	53 A South Ala.				4	3	225 H James Madison				3	11		
70 H Ga. Southern				6	5	10 A Wake Forest				9	19	226 A The Citadel				9	6		
140 A Col. of Charleston				8	5	49 H Louisiana				7	7	255 H Richmond				8	5		
53 A South Ala.				3	4	49 H Louisiana				9	8								

Non-Div. I Games:

Coastal Caro.



FGCU

Average RPI Win: 146		WON-LOST RECORD	WINNING PCT. RANK		LAST 10 GAMES		STRENGTH OF SCHEDULE		OPP. STRENGTH OF SCHEDULE		TEAM RPI	ADJ RPI		CONF. RPI	ADJ CONF. RPI
Average RPI Loss: 118															
DIV. I ONLY		28-16-0	.63636	54	3-7-0		85		107		67	.54462	67	20	20
DIV. I NON-CONF.		24-8-0	.75	21	1-3-0		62		68		26	.57731	26	22	22
TOTALS		RPI 1-25		RPI 26-50		W-L RECORDS		RPI 51-100		RPI 101-150		RPI 150+			
28-16-0		3-2-0		1-0-0		OVERALL		6-6-0		3-3-0		15-5-0			
22-7-0		2-0-0		1-0-0		HOME		5-4-0		3-0-0		11-3-0			
6-9-0		1-2-0		0-0-0		AWAY		1-2-0		0-3-0		4-2-0			
0-0-0		0-0-0		0-0-0		NEUTRAL		0-0-0		0-0-0		0-0-0			
24-8-0		3-2-0		1-0-0		NON-CONFERENCE		5-4-0		3-0-0		12-2-0			
19-4-0		2-0-0		1-0-0		HOME		4-2-0		3-0-0		9-2-0			
5-4-0		1-2-0		0-0-		AWAY		1-2-0		0-0-0		3-0-0			
0-0-0		0-0-0		0-0-0		NEUTRAL		0-0-0		0-0-0		0-0-0			
4-8-0		0-0-0		0-0-0		CONFERENCE		1-2-0		0-3-0		3-3-0			
3-3-0		0-0-0		0-0-0		HOME		1-2-0		0-0-0		2-1-0			
1-5-0		0-0-0		0-0-0		AWAY		0-0-0		0-3-0		1-2-0			
0-0-0		0-0-0		0-0-0		NEUTRAL		0-0-0		0-0-0		0-0-0			
RPI S	Opponent	Score		RPI S	Opponent	Score		RPI S	Opponent	Score		RPI S	Opponent	Score	
7 A	Florida	3	2	30 H	South Fla.	2	1	71 A	Fla. Atlantic	1	13	103 A	North Florida	2	8
7 H	Florida	7	3					71 H	Fla. Atlantic	7	5	103 A	North Florida	3	6
24 A	Florida St.	2	3					73 H	Bethune-Cookman	7	4	103 A	North Florida	5	10
24 A	Florida St.	6	7					73 H	Bethune-Cookman	8	3	105 H	Rutgers	13	4
24 H	Florida St.	5	2					73 H	Bethune-Cookman	7	13	105 H	Rutgers	8	3
								76 A	FIU	0	7	105 H	Rutgers	5	2
								76 H	FIU	5	12	164 H	Ohio St.	4	5
								77 H	Jacksonville	2	5	164 H	Ohio St.	10	9
								77 H	Jacksonville	5	10	164 H	Ohio St.	13	1
								77 H	Jacksonville	4	0	182 H	Eastern Mich.	12	5
								79 A	Miami (FL)	5	4	183 A	UNCW	5	1
								79 H	Miami (FL)	3	0	183 A	UNCW	10	1
												183 A	UNCW	5	3
												198 A	Stetson	0	1
												198 A	Stetson	4	2
												198 A	Stetson	1	2
												224 H	Jackson St.	7	4
												224 H	Jackson St.	6	4
												224 H	Jackson St.	5	1
												260 H	Sacred Heart	13	8
												260 H	Sacred Heart	9	3
												260 H	Sacred Heart	5	10
												260 H	Sacred Heart	5	1
												265 H	USC Upstate	11	6
												265 H	USC Upstate	1	3
												265 H	USC Upstate	7	6
												265 H	USC Upstate	7	6
												79 A	Miami (FL)	5	4
LAST 10 GAMES															
71 A	Fla. Atlantic	1	13	76 H	FIU	5	12	265 H	USC Upstate	11	6	265 H	USC Upstate	11	6
103 A	North Florida	5	10	265 H	USC Upstate	1	3	265 H	USC Upstate	7	6	265 H	USC Upstate	1	3
103 A	North Florida	2	8	265 H	USC Upstate	7	6	265 H	USC Upstate	7	6	265 H	USC Upstate	7	6
103 A	North Florida	3	6												
76 A	FIU	0	7												

Non-Div. I Games:

FGCU

Kent St.

RPI	S	Opponent	Score	
263	A	Bowling Green	3	9
263	H	Bowling Green	3	0

Kent St.

K  
e  
n  
t  
S  
t  
.

K  
e  
n  
t  
S  
t  
.

Average RPI Win: 155		WON-LOST RECORD	WINNING PCT. RANK	LAST 10 GAMES	STRENGTH OF SCHEDULE	OPP. STRENGTH OF SCHEDULE	TEAM RPI	ADJ RPI	CONF. RPI	ADJ CONF. RPI					
Average RPI Loss: 76															
DIV. I ONLY		25-14-0	.64103	51	9-1-0	191	30	69	.54377	69	12	12			
DIV. I NON-CONF.		11-10-0	.52381	131	2-0-0	97	2	50	.55581	50	11	11			
<hr/>															
TOTALS		RPI 1-25		RPI 26-50		W-L RECORDS		RPI 51-100		RPI 101-150		RPI 150+			
25-14-0		0-0-0		2-6-0		OVERALL		5-4-0		8-2-0		10-2-0			
9-3-0		0-0-0		0-0-0		HOME		3-2-0		3-1-0		3-0-0			
14-9-0		0-0-0		2-4-0		AWAY		2-2-0		3-1-0		7-2-0			
2-2-0		0-0-0		0-2-0		NEUTRAL		0-0-0		2-0-0		0-0-0			
<hr/>															
11-10-0		0-0-0		2-6-0		NON-CONFERENCE		3-3-0		6-1-0		0-0-0			
2-1-0		0-0-0		0-0-0		HOME		1-1-0		1-0-0		0-0-0			
7-7-0		0-0-0		2-0-		AWAY		2-2-0		3-1-0		0-0-0			
2-2-0		0-0-0		0-2-0		NEUTRAL		0-0-0		2-0-0		0-0-0			
<hr/>															
14-4-0		0-0-0		0-0-0		CONFERENCE		2-1-0		2-1-0		10-2-0			
7-2-0		0-0-0		0-0-0		HOME		2-1-0		2-1-0		3-0-0			
7-2-0		0-0-0		0-0-0		AWAY		0-0-0		0-0-0		7-2-0			
0-0-0		0-0-0		0-0-0		NEUTRAL		0-0-0		0-0-0		0-0-0			
<hr/>															
RPI	S	Opponent	Score	RPI	S	Opponent	Score	RPI	S	Opponent	Score				
				26	N	Indiana	3 12	51	H	Washington	4 5	111	A	UC Santa Barbara	4 1
				26	N	Indiana	1 5	51	H	Washington	8 7	122	N	Duke	6 1
				32	A	Cal St. Fullerton	3 4	60	H	San Diego	1 4	122	N	Duke	4 1
				32	A	Cal St. Fullerton	1 0	60	H	San Diego	3 0	123	A	Washington St.	7 3
				32	A	Cal St. Fullerton	2 3	60	H	San Diego	9 2	123	H	Washington St.	9 4
				48	A	UCLA	4 5	72	A	California	8 3	126	H	San Francisco	8 1
				48	A	UCLA	2 1	72	A	California	5 9	126	H	San Francisco	4 3
				48	A	UCLA	1 6	72	A	California	7 8	126	H	San Francisco	2 7
								72	A	California	5 2	134	A	UC Riverside	10 3
												137	A	Cal Poly	1 6
												167	A	Pepperdine	2 1
												167	A	Pepperdine	1 2
												167	A	Pepperdine	3 5
												227	H	Pacific	9 0
												227	H	Pacific	4 0
												227	H	Pacific	9 4
												266	A	Santa Clara	9 8
												266	A	Santa Clara	13 7
												266	A	Santa Clara	7 6
												280	A	Portland	7 4
												280	A	Portland	13 0
												280	A	Portland	3 2
<hr/>															
LAST 10 GAMES															
				123	A	Washington St.	7 3	266	A	Santa Clara	9 8				
				280	A	Portland	3 2	266	A	Santa Clara	13 7				
				280	A	Portland	7 4	266	A	Santa Clara	7 6				
				280	A	Portland	13 0	60	H	San Diego	1 4				
				123	H	Washington St.	9 4	60	H	San Diego	3 0				

Non-Div. I Games:

Gonzaga

Average RPI Win:	148	WON-LOST	WINNING	LAST 10	STRENGTH OF	OPP. STRENGTH	TEAM	ADJ	CONF.	ADJ CONF.	
Average RPI Loss:	108	RECORD	PCT. RANK	GAMES	SCHEDULE	OF SCHEDULE	RPI	RPI	RPI	RPI	
DIV. I ONLY	28-14-0	.66667	37	8-2-0	159	72	70	.54202	70	9	9
DIV. I NON-CONF.	17-7-0	.70833	33	4-0-0	199	46	66	.54333	66	10	10
<hr/>											
TOTALS	RPI 1-25	RPI 26-50		W-L RECORDS		RPI 51-100		RPI 101-150		RPI 150+	
28-14-0	0-0-0	2-0-0		OVERALL		4-6-0		12-6-0		10-2-0	
15-8-0	0-0-0	1-0-0		HOME		1-3-0		7-4-0		6-1-0	
13-6-0	0-0-0	1-0-0		AWAY		3-3-0		5-2-0		4-1-0	
0-0-0	0-0-0	0-0-0		NEUTRAL		0-0-0		0-0-0		0-0-0	
<hr/>											
17-7-0	0-0-0	2-0-0		NON-CONFERENCE		1-3-0		6-3-0		8-1-0	
10-4-0	0-0-0	1-0-0		HOME		0-1-0		5-3-0		4-0-0	
7-3-0	0-0-0	1-0-		AWAY		1-2-0		1-0-0		4-1-0	
0-0-0	0-0-0	0-0-0		NEUTRAL		0-0-0		0-0-0		0-0-0	
<hr/>											
11-7-0	0-0-0	0-0-0		CONFERENCE		3-3-0		6-3-0		2-1-0	
5-4-0	0-0-0	0-0-0		HOME		1-2-0		2-1-0		2-1-0	
6-3-0	0-0-0	0-0-0		AWAY		2-1-0		4-2-0		0-0-0	
0-0-0	0-0-0	0-0-0		NEUTRAL		0-0-0		0-0-0		0-0-0	
<hr/>											
RPI	S	Opponent	Score	RPI	S	Opponent	Score	RPI	S	Opponent	Score
40	A	Mercer	15 7	53	H	South Ala.	8 5	101	H	Middle Tenn.	5 6
40	H	Mercer	4 3	53	H	South Ala.	0 5	101	H	Middle Tenn.	7 6
				53	H	South Ala.	6 19	101	H	Middle Tenn.	8 5
				64	H	Georgia Tech	3 10	110	H	Georgia	3 4
				66	A	Coastal Caro.	3 2	110	H	Georgia	0 7
				66	A	Coastal Caro.	5 6	110	H	Georgia	2 1
				66	A	Coastal Caro.	7 6	112	A	Troy	0 4
				96	A	Memphis	8 9	112	A	Troy	6 3
				96	A	Memphis	7 6	112	A	Troy	5 3
				96	A	Memphis	2 5	118	A	UT Arlington	2 3
								118	A	UT Arlington	9 5
								118	A	UT Arlington	4 3
								140	A	Col. of Charleston	8 4
								140	H	Col. of Charleston	14 7
								144	H	Kennesaw St.	8 4
								148	H	Appalachian St.	3 7
								148	H	Appalachian St.	6 4
								148	H	Appalachian St.	6 2
								156	A	Elon	5 1
								156	A	Elon	7 0
								156	A	Elon	6 8
				LAST 10 GAMES				226	A	The Citadel	7 3
				40	H	Mercer	4 3	226	H	The Citadel	1 0
				40	A	Mercer	15 7	234	H	La.-Monroe	9 0
				66	A	Coastal Caro.	3 2	234	H	La.-Monroe	4 5
				66	A	Coastal Caro.	7 6	234	H	La.-Monroe	9 3
				66	A	Coastal Caro.	5 6	241	H	Campbell	8 2

Non-Div. I Games:

Ga. Southern

RPI	S	Opponent	Score	
241	H	Campbell	9	8
287	A	Savannah St.	6	5
287	H	Savannah St.	11	7

Ga. Southern

G  
a  
.  
S  
o  
u  
t  
h  
e  
r  
n

G  
a  
.  
S  
o  
u  
t  
h  
e  
r  
n

Average RPI Win:	123	WON-LOST RECORD	WINNING PCT. RANK	LAST 10 GAMES	STRENGTH OF SCHEDULE	OPP. STRENGTH OF SCHEDULE	TEAM RPI	ADJ RPI	CONF. RPI	ADJ CONF. RPI	
Average RPI Loss:	102										
DIV. I ONLY	26-13-1	.6625	40	5-5-0	165	18	71	.54129	71	6	6
DIV. I NON-CONF.	14-7-1	.65909	58	2-1-0	197	11	98	.52561	98	6	6
<hr/>											
TOTALS	RPI 1-25	RPI 26-50		W-L RECORDS		RPI 51-100		RPI 101-150		RPI 150+	
26-13-1	0-0-0	4-2-1		OVERALL		6-7-0		6-1-0		10-3-0	
19-6-1	0-0-0	1-1-1		HOME		4-2-0		6-1-0		8-2-0	
7-7-0	0-0-0	3-1-0		AWAY		2-5-0		0-0-0		2-1-0	
0-0-0	0-0-0	0-0-0		NEUTRAL		0-0-0		0-0-0		0-0-0	
<hr/>											
14-7-1	0-0-0	2-1-1		NON-CONFERENCE		3-4-0		1-0-0		8-2-0	
12-4-1	0-0-0	1-1-1		HOME		2-1-0		1-0-0		8-2-0	
2-3-0	0-0-0	1-0-		AWAY		1-3-0		0-0-0		0-0-0	
0-0-0	0-0-0	0-0-0		NEUTRAL		0-0-0		0-0-0		0-0-0	
<hr/>											
12-6-0	0-0-0	2-1-0		CONFERENCE		3-3-0		5-1-0		2-1-0	
7-2-0	0-0-0	0-0-0		HOME		2-1-0		5-1-0		0-0-0	
5-4-0	0-0-0	2-1-0		AWAY		1-2-0		0-0-0		2-1-0	
0-0-0	0-0-0	0-0-0		NEUTRAL		0-0-0		0-0-0		0-0-0	
<hr/>											
RPI	S	Opponent	Score	RPI	S	Opponent	Score	RPI	S	Opponent	Score
				26	H	Indiana	6 2				
				26	H	Indiana	4 8				
				26	H	Indiana	6 6				
				29	A	UCF	8 3				
				47	A	Charlotte	5 11				
				47	A	Charlotte	7 4				
				47	A	Charlotte	13 10				
									</		

Non-Div. I Games:

Fla. Atlantic

Average RPI Win:		107	WON-LOST RECORD		WINNING PCT. RANK		LAST 10 GAMES		STRENGTH OF SCHEDULE		OPP. STRENGTH OF SCHEDULE		TEAM RPI		ADJ RPI		CONF. RPI		ADJ CONF. RPI				
DIV. I ONLY			19-19-0		.5	146	5-5-0		32		19		72		.54096		72	4		4			
DIV. I NON-CONF.			8-10-0		.44444	193	0-2-0		8		63		67		.54221		67	2		2			
TOTALS		RPI 1-25		RPI 26-50			W-L RECORDS			RPI 51-100			RPI 101-150			RPI 150+							
19-19-0		0-7-0		1-5-0			OVERALL			10-5-0			5-2-0			3-0-0							
15-6-0		0-1-0		0-0-0			HOME			10-4-0			5-1-0			0-0-0							
4-13-0		0-6-0		1-5-0			AWAY			0-1-0			0-1-0			3-0-0							
0-0-0		0-0-0		0-0-0			NEUTRAL			0-0-0			0-0-0			0-0-0							
8-10-0		0-5-0		0-0-0			NON-CONFERENCE			3-3-0			2-2-0			3-0-0							
5-4-0		0-1-0		0-0-0			HOME			3-2-0			2-1-0			0-0-0							
3-6-0		0-4-0		0-0-			AWAY			0-1-0			0-1-0			3-0-0							
0-0-0		0-0-0		0-0-0			NEUTRAL			0-0-0			0-0-0			0-0-0							
11-9-0		0-2-0		1-5-0			CONFERENCE			7-2-0			3-0-0			0-0-0							
10-2-0		0-0-0		0-0-0			HOME			7-2-0			3-0-0			0-0-0							
1-7-0		0-2-0		1-5-0			AWAY			0-0-0			0-0-0			0-0-0							
0-0-0		0-0-0		0-0-0			NEUTRAL			0-0-0			0-0-0			0-0-0							
RPI	S	Opponent		Score		RPI	S	Opponent		Score		RPI	S	Opponent		Score		RPI	S	Opponent		Score	
5	A	Texas Tech		2	4	33	A	Utah		8	16	56	H	Oregon		2	13	123	H	Washington St.		9	5
5	A	Texas Tech		2	3	33	A	Utah		3	9	56	H	Oregon		1	7	123	H	Washington St.		7	2
5	A	Texas Tech		1	5	33	A	Utah		8	7	56	H	Oregon		4	1	123	H	Washington St.		12	2
5	A	Texas Tech		2	11	48	A	UCLA		4	9	63	H	Minnesota		7	1	126	A	San Francisco		2	7
18	A	Stanford		4	8	48	A	UCLA		5	9	69	H	Gonzaga		9	5	137	H	Cal Poly		8	1
18	A	Stanford		4	6	48	A	UCLA		0	20	69	H	Gonzaga		8	7	137	H	Cal Poly		4	6
23	H	Long Beach St.		1	3							69	H	Gonzaga		2	5	137	H	Cal Poly		4	3
												69	H	Gonzaga		3	8	167	A	Pepperdine		3	1
												81	A	Saint Mary's (CA)		7	24	167	A	Pepperdine		12	7
												99	H	Southern California		13	9	167	A	Pepperdine		3	2
												99	H	Southern California		9	8						
												99	H	Southern California		8	6						
												100	H	Arizona St.		9	6						
												100	H	Arizona St.		6	4						
												100	H	Arizona St.		10	2						
LAST 10 GAMES																							
						126	A	San Francisco		2	7	33	A	Utah		8	7						
						99	H	Southern California		8	6	33	A	Utah		8	16						
						99	H	Southern California		9	8	33	A	Utah		3	9						
						99	H	Southern California		13	9	81	A	Saint Mary's (CA)		7	24						
						18	A	Stanford		4	6	100	H	Arizona St.		10	2						

Non-Div. I Games:

California



Average RPI Win:	158	WON-LOST	WINNING	LAST 10	STRENGTH OF	OPP. STRENGTH	TEAM	ADJ	CONF.	ADJ CONF.	
Average RPI Loss:	104	RECORD	PCT. RANK	GAMES	SCHEDULE	OF SCHEDULE	RPI	RPI	RPI	RPI	
DIV. I ONLY	23-19-0	.54762	112	4-6-0	61	140	73	.53977	73	27	27
DIV. I NON-CONF.	13-12-0	.52	138	0-2-0	7	75	43	.56089	43	27	27
<hr/>											
TOTALS	RPI 1-25	RPI 26-50		W-L RECORDS		RPI 51-100		RPI 101-150		RPI 150+	
23-19-0	0-0-0	0-2-0		OVERALL		10-13-0		2-1-0		11-3-0	
14-6-0	0-0-0	0-1-0		HOME		7-4-0		1-1-0		6-0-0	
9-13-0	0-0-0	0-1-0		AWAY		3-9-0		1-0-0		5-3-0	
0-0-0	0-0-0	0-0-0		NEUTRAL		0-0-0		0-0-0		0-0-0	
13-12-0	0-0-0	0-2-0		NON-CONFERENCE		8-9-0		2-1-0		3-0-0	
10-4-0	0-0-0	0-1-0		HOME		6-2-0		1-1-0		3-0-0	
3-8-0	0-0-0	0-0-		AWAY		2-7-0		1-0-0		0-0-0	
0-0-0	0-0-0	0-0-0		NEUTRAL		0-0-0		0-0-0		0-0-0	
10-7-0	0-0-0	0-0-0		CONFERENCE		2-4-0		0-0-0		8-3-0	
4-2-0	0-0-0	0-0-0		HOME		1-2-0		0-0-0		3-0-0	
6-5-0	0-0-0	0-0-0		AWAY		1-2-0		0-0-0		5-3-0	
0-0-0	0-0-0	0-0-0		NEUTRAL		0-0-0		0-0-0		0-0-0	
RPI	S	Opponent	Score	RPI	S	Opponent	Score	RPI	S	Opponent	Score
29	A	UCF	1 5	65	A	Liberty	3 4	103	A	North Florida	10 2
29	H	UCF	4 5	65	A	Liberty	5 4	103	H	North Florida	4 5
				65	A	Liberty	1 6	115	H	Dartmouth	9 2
				67	A	FGCU	4 7	152	H	Fairfield	9 5
				67	A	FGCU	13 7	152	H	Fairfield	7 5
				67	A	FGCU	3 8	198	H	Stetson	9 8
				71	A	Fla. Atlantic	6 9	220	A	N.C. A&T	10 4
				71	H	Fla. Atlantic	6 12	220	A	N.C. A&T	5 6
				76	A	FIU	1 3	220	A	N.C. A&T	10 5
				77	A	Jacksonville	9 24	259	A	N.C. Central	6 0
				77	H	Jacksonville	5 4	259	A	N.C. Central	2 10
				88	H	Boston College	3 2	259	H	N.C. Central	15 5
				88	H	Boston College	2 1	259	H	N.C. Central	7 5
				88	H	Boston College	6 5	259	H	N.C. Central	13 1
				95	H	Tennessee Tech	5 4	287	A	Savannah St.	1 0
				95	H	Tennessee Tech	0 5	287	A	Savannah St.	8 4
				95	H	Tennessee Tech	3 1	287	A	Savannah St.	7 8
				98	A	Florida A&M	9 10				
				98	A	Florida A&M	8 1				
				98	A	Florida A&M	1 3				
LAST 10 GAMES											
259	A	N.C. Central	2 10								
259	A	N.C. Central	6 0								
29	A	UCF	1 5								
98	A	Florida A&M	8 1								
98	A	Florida A&M	9 10								

Non-Div. I Games:

Bethune-Cookman

RPI	S	Opponent	Score
98	H	Florida A&M	6 11
98	H	Florida A&M	5 1
98	H	Florida A&M	3 4
98	A	Florida A&M	1 3
76	A	FIU	1 3
287	A	Savannah St.	7 8
287	A	Savannah St.	8 4
287	A	Savannah St.	1 0

Average RPI Win:	147	WON-LOST	WINNING	LAST 10	STRENGTH OF	OPP. STRENGTH	TEAM	ADJ	CONF.	ADJ CONF.	
Average RPI Loss:	107	RECORD	PCT. RANK	GAMES	SCHEDULE	OF SCHEDULE	RPI	RPI	RPI	RPI	
DIV. I ONLY	28-13-0	.68293	31	8-2-0	176	57	74	.53974	74	12	12
DIV. I NON-CONF.	14-9-0	.6087	76	1-1-0	171	14	108	.52156	108	11	11
<hr/>											
TOTALS	RPI 1-25	RPI 26-50		W-L RECORDS	RPI 51-100		RPI 101-150		RPI 150+		
28-13-0	0-0-0	0-2-0		OVERALL	7-4-0		10-6-0		11-1-0		
15-9-0	0-0-0	0-2-0		HOME	3-2-0		5-4-0		7-1-0		
13-4-0	0-0-0	0-0-0		AWAY	4-2-0		5-2-0		4-0-0		
0-0-0	0-0-0	0-0-0		NEUTRAL	0-0-0		0-0-0		0-0-0		
<hr/>											
14-9-0	0-0-0	0-2-0		NON-CONFERENCE	3-2-0		8-5-0		3-0-0		
8-7-0	0-0-0	0-2-0		HOME	1-1-0		5-4-0		2-0-0		
6-2-0	0-0-0	0-0-		AWAY	2-1-0		3-1-0		1-0-0		
0-0-0	0-0-0	0-0-0		NEUTRAL	0-0-0		0-0-0		0-0-0		
<hr/>											
14-4-0	0-0-0	0-0-0		CONFERENCE	4-2-0		2-1-0		8-1-0		
7-2-0	0-0-0	0-0-0		HOME	2-1-0		0-0-0		5-1-0		
7-2-0	0-0-0	0-0-0		AWAY	2-1-0		2-1-0		3-0-0		
0-0-0	0-0-0	0-0-0		NEUTRAL	0-0-0		0-0-0		0-0-0		
<hr/>											
RPI S	Opponent	Score	RPI S	Opponent	Score	RPI S	Opponent	Score	RPI S	Opponent	Score
			28 H	Michigan	2 14	51 H	Washington	7 8	111 H	UC Santa Barbara	3 6
			44 H	Tennessee	4 8	62 H	BYU	9 5	111 H	UC Santa Barbara	1 0
						62 H	BYU	2 0	111 H	UC Santa Barbara	8 2
						62 H	BYU	3 5	123 H	Washington St.	3 6
						81 A	Saint Mary's (CA)	12 3	123 H	Washington St.	18 5
						81 A	Saint Mary's (CA)	7 0	123 H	Washington St.	4 7
						81 A	Saint Mary's (CA)	0 1	123 H	Washington St.	7 3
						99 H	Southern California	4 3	126 A	San Francisco	3 2
						100 A	Arizona St.	1 2	126 A	San Francisco	0 4
						100 A	Arizona St.	8 5	126 A	San Francisco	6 5
						100 A	Arizona St.	3 2	134 H	UC Riverside	9 8
									137 A	Cal Poly	1 16
									137 A	Cal Poly	4 0
									137 A	Cal Poly	6 5
									142 A	UC Irvine	4 2
									142 H	UC Irvine	6 7
									167 A	Pepperdine	4 2
									167 A	Pepperdine	5 1
									167 A	Pepperdine	7 3
									173 A	CSUN	18 10
									173 H	CSUN	6 1
									190 H	CSU Bakersfield	10 7
									227 H	Pacific	5 4
									227 H	Pacific	15 6
									227 H	Pacific	8 7
									266 H	Santa Clara	6 3
									266 H	Santa Clara	3 10
<hr/>											
LAST 10 GAMES											
			173 A	CSUN	18 10	81 A	Saint Mary's (CA)	0 1	227 H	Pacific	5 4
			167 A	Pepperdine	4 2	81 A	Saint Mary's (CA)	12 3	227 H	Pacific	15 6
			167 A	Pepperdine	5 1	51 H	Washington	7 8	227 H	Pacific	8 7
			167 A	Pepperdine	7 3	266 H	Santa Clara	5 1	266 H	Santa Clara	6 3
			81 A	Saint Mary's (CA)	7 0	266 H	Santa Clara	6 3	266 H	Santa Clara	3 10

Non-Div. I Games:

Loyola Marymount

RPI	S	Opponent	Score
266	H	Santa Clara	5 1

Loyola Marymount



RPI	S	Opponent	Score	
262	A	Youngstown St.	16	4
262	A	Youngstown St.	11	8
265	A	USC Upstate	5	1
275	H	Dayton	5	4

Wright St.

W  
r  
i  
g  
h  
t  
S  
t  
.

W  
r  
i  
g  
h  
t  
S  
t  
.

Average RPI Win: 124		WON-LOST RECORD		WINNING PCT. RANK		LAST 10 GAMES		STRENGTH OF SCHEDULE		OPP. STRENGTH OF SCHEDULE		TEAM RPI		ADJ RPI		CONF. RPI		ADJ CONF. RPI	
Average RPI Loss: 94																			
DIV. I ONLY		26-17-0		.60465 77		7-3-0		90		65		76		.53849 76		6		6	
DIV. I NON-CONF.		16-9-0		.64 63		3-1-0		98		94		85		.53324 85		6		6	
TOTALS		RPI 1-25		RPI 26-50		W-L RECORDS		RPI 51-100		RPI 101-150		RPI 150+							
26-17-0		1-1-0		2-4-0		OVERALL		11-6-0		3-3-0		9-3-0							
15-12-0		0-0-0		1-2-0		HOME		6-5-0		1-2-0		7-3-0							
11-5-0		1-1-0		1-2-0		AWAY		5-1-0		2-1-0		2-0-0							
0-0-0		0-0-0		0-0-0		NEUTRAL		0-0-0		0-0-0		0-0-0							
16-9-0		1-1-0		0-0-0		NON-CONFERENCE		7-4-0		1-2-0		7-2-0							
10-8-0		0-0-0		0-0-0		HOME		4-4-0		1-2-0		5-2-0							
6-1-0		1-1-0		0-0-		AWAY		3-0-0		0-0-0		2-0-0							
0-0-0		0-0-0		0-0-0		NEUTRAL		0-0-0		0-0-0		0-0-0							
10-8-0		0-0-0		2-4-0		CONFERENCE		4-2-0		2-1-0		2-1-0							
5-4-0		0-0-0		1-2-0		HOME		2-1-0		0-0-0		2-1-0							
5-4-0		0-0-0		1-2-0		AWAY		2-1-0		2-1-0		0-0-0							
0-0-0		0-0-0		0-0-0		NEUTRAL		0-0-0		0-0-0		0-0-0							
RPI S	Opponent	Score		RPI S	Opponent	Score		RPI S	Opponent	Score		RPI S	Opponent	Score					
16 A	Mississippi St.	7	9	27 A	Southern Miss.	1	5	67 A	FGCU	12	5	114 A	Marshall	6	22				
16 A	Mississippi St.	8	3	27 A	Southern Miss.	4	15	67 H	FGCU	7	0	114 A	Marshall	11	5				
				27 A	Southern Miss.	10	4	68 H	Kent St.	7	6	114 A	Marshall	4	3				
				47 H	Charlotte	5	4	68 H	Kent St.	2	3	116 H	Jacksonville St.	6	12				
				47 H	Charlotte	0	4	68 H	Kent St.	2	3	116 H	Jacksonville St.	5	0				
				47 H	Charlotte	7	8	68 H	Kent St.	5	13	116 H	Jacksonville St.	5	6				
								73 H	Bethune-Cookman	3	1	192 H	UAB	5	8				
								79 A	Miami (FL)	5	4	192 H	UAB	6	2				
								79 A	Miami (FL)	12	1	192 H	UAB	12	6				
								79 H	Miami (FL)	3	2	195 H	Charleston So.	8	0				
								79 H	Miami (FL)	7	8	195 H	Charleston So.	15	8				
								80 A	Rice	7	5	195 H	Charleston So.	5	6				
								80 A	Rice	4	3	198 A	Stetson	9	0				
								80 A	Rice	4	8	198 A	Stetson	10	6				
								93 H	UTSA	5	10	253 H	Manhattan	5	1				
								93 H	UTSA	4	3	253 H	Manhattan	7	3				
								93 H	UTSA	7	6	253 H	Manhattan	2	3				
												253 H	Manhattan	5	3				
				LAST 10 GAMES															
				79 A	Miami (FL)	5	4	67 H	FGCU	7	0								
				79 H	Miami (FL)	7	8	67 A	FGCU	12	5								
				114 A	Marshall	4	3	93 H	UTSA	4	3								
				114 A	Marshall	11	5	93 H	UTSA	5	10								
				114 A	Marshall	6	22	93 H	UTSA	7	6								

Non-Div. I Games:

FIU

Average RPI Win:		159	WON-LOST RECORD		WINNING PCT. RANK		LAST 10 GAMES		STRENGTH OF SCHEDULE		OPP. STRENGTH OF SCHEDULE		TEAM RPI		ADJ RPI		CONF. RPI		ADJ CONF. RPI	
DIV. I ONLY			25-17-0		.59524 79		9-1-0		107		91		77		.53835 77		20		20	
DIV. I NON-CONF.			15-14-0		.51724 142		2-0-0		54		48		104		.52483 104		22		22	
TOTALS		RPI 1-25		RPI 26-50		W-L RECORDS		RPI 51-100		RPI 101-150		RPI 150+								
25-17-0		2-4-0		1-4-0		OVERALL		6-3-0		2-2-0		14-4-0								
14-7-0		1-1-0		1-1-0		HOME		2-0-0		0-1-0		10-4-0								
10-9-0		1-3-0		0-3-0		AWAY		3-2-0		2-1-0		4-0-0								
1-1-0		0-0-0		0-0-0		NEUTRAL		1-1-0		0-0-0		0-0-0								
15-14-0		2-4-0		1-4-0		NON-CONFERENCE		4-2-0		0-0-0		8-4-0								
11-6-0		1-1-0		1-1-0		HOME		2-0-0		0-0-0		7-4-0								
3-7-0		1-3-0		0-0-		AWAY		1-1-0		0-0-0		1-0-0								
1-1-0		0-0-0		0-0-0		NEUTRAL		1-1-0		0-0-0		0-0-0								
10-3-0		0-0-0		0-0-0		CONFERENCE		2-1-0		2-2-0		6-0-0								
3-1-0		0-0-0		0-0-0		HOME		0-0-0		0-1-0		3-0-0								
7-2-0		0-0-0		0-0-0		AWAY		2-1-0		2-1-0		3-0-0								
0-0-0		0-0-0		0-0-0		NEUTRAL		0-0-0		0-0-0		0-0-0								
RPI	S	Opponent		Score		RPI	S	Opponent		Score		RPI	S	Opponent		Score				
7	H	Florida		3	2	29	A	UCF		1	10	67	A	FGCU		0	4			
8	A	West Virginia		1	8	29	A	UCF		0	4	67	A	FGCU		5	2			
8	A	West Virginia		8	2	29	H	UCF		3	10	67	A	FGCU		10	5			
8	A	West Virginia		3	5	29	H	UCF		7	1	73	A	Bethune-Cookman		4	5			
24	A	Florida St.		9	10	30	A	South Fla.		6	12	73	H	Bethune-Cookman		24	9			
24	H	Florida St.		5	6							91	N	Morehead St.		6	0			
												91	N	Morehead St.		2	5			
												98	A	Florida A&M		12	5			
												98	H	Florida A&M		10	6			

Non-Div. I Games:

Jacksonville



Average RPI Win: 77		WON-LOST RECORD		WINNING PCT. RANK		LAST 10 GAMES		STRENGTH OF SCHEDULE		OPP. STRENGTH OF SCHEDULE		TEAM RPI		ADJ RPI		CONF. RPI		ADJ CONF. RPI					
DIV. I ONLY		21-21-0		.5 146		7-3-0		17		59		78		.5383 78		5		5					
DIV. I NON-CONF.		13-17-0		.43333 198		3-1-0		39		49		146		.50268 146		5		5					
TOTALS		RPI 1-25		RPI 26-50		W-L RECORDS		RPI 51-100		RPI 101-150		RPI 150+											
21-21-0		5-1-0		8-5-0		OVERALL		0-5-0		4-6-0		4-4-0											
15-12-0		4-1-0		6-2-0		HOME		0-4-0		2-1-0		3-4-0											
6-9-0		1-0-0		2-3-0		AWAY		0-1-0		2-5-0		1-0-0											
0-0-0		0-0-0		0-0-0		NEUTRAL		0-0-0		0-0-0		0-0-0											
13-17-0		5-1-0		2-2-0		NON-CONFERENCE		0-5-0		2-5-0		4-4-0											
10-11-0		4-1-0		1-1-0		HOME		0-4-0		2-1-0		3-4-0											
3-6-0		1-0-0		1-0-		AWAY		0-1-0		0-4-0		1-0-0											
0-0-0		0-0-0		0-0-0		NEUTRAL		0-0-0		0-0-0		0-0-0											
8-4-0		0-0-0		6-3-0		CONFERENCE		0-0-0		2-1-0		0-0-0											
5-1-0		0-0-0		5-1-0		HOME		0-0-0		0-0-0		0-0-0											
3-3-0		0-0-0		1-2-0		AWAY		0-0-0		2-1-0		0-0-0											
0-0-0		0-0-0		0-0-0		NEUTRAL		0-0-0		0-0-0		0-0-0											
RPI	S	Opponent		Score		RPI	S	Opponent		Score		RPI	S	Opponent		Score							
8	H	West Virginia		9	8	27	A	Southern Miss.		1	2	55	A	Southeastern La.		5	8	108	A	Cincinnati	1	11	
8	H	West Virginia		6	0	27	H	Southern Miss.		10	8	60	H	San Diego		2	6	108	A	Cincinnati	6	2	
8	H	West Virginia		5	18	30	H	South Fla.		6	4	60	H	San Diego		4	5	108	A	Cincinnati	16	8	
17	A	LSU		7	6	30	H	South Fla.		4	3	60	H	San Diego		4	11	111	A	UC Santa Barbara	4	7	
17	H	LSU		9	6	30	H	South Fla.		5	7	60	H	San Diego		4	7	111	A	UC Santa Barbara	1	14	
22	H	McNeese		10	2	31	A	Houston		7	1							111	A	UC Santa Barbara	5	6	
						31	A	Houston		2	12							135	H	Columbia	5	11	
						31	A	Houston		7	8							135	H	Columbia	8	7	
						45	H	UConn		6	5							135	H	Columbia	7	0	
						45	H	UConn		8	3							136	A	New Orleans	5	9	
						45	H	UConn		3	1							168	A	Nicholls St.	3	2	
						49	A	Louisiana		6	4							168	H	Nicholls St.	9	3	
						49	H	Louisiana		0	1							198	H	Stetson	7	6	
																		198	H	Stetson	1	5	
																		198	H	Stetson	10	12	
																		222	H	Air Force	2	3	
																		222	H	Air Force	4	3	
																		237	H	Army West Point	4	7	
						LAST 10 GAMES																	
						17	H	LSU		9	6	49	H	Louisiana		0	1						
						31	A	Houston		2	12	45	H	UConn		6	5						
						31	A	Houston		7	8	45	H	UConn		3	1						
						31	A	Houston		7	1	45	H	UConn		8	3						
						27	H	Southern Miss.		10	8	168	H	Nicholls St.		9	3						

Non-Div. I Games:

Tulane

Average RPI Win:		86	WON-LOST RECORD		WINNING PCT. RANK		LAST 10 GAMES		STRENGTH OF SCHEDULE		OPP. STRENGTH OF SCHEDULE		TEAM RPI		ADJ RPI		CONF. RPI		ADJ CONF. RPI		
DIV. I ONLY			19-21-0		.475	166	5-5-0		26		7		79		.53776		79	3		3	
DIV. I NON-CONF.			9-11-0		.45	188	2-2-0		33		27		118		.51518		118	4		4	
TOTALS		RPI 1-25		RPI 26-50			W-L RECORDS			RPI 51-100			RPI 101-150			RPI 150+					
19-21-0		3-8-0		0-0-0			OVERALL			9-9-0			5-4-0			2-0-0					
13-11-0		2-3-0		0-0-0			HOME			4-4-0			5-4-0			2-0-0					
6-10-0		1-5-0		0-0-0			AWAY			5-5-0			0-0-0			0-0-0					
0-0-0		0-0-0		0-0-0			NEUTRAL			0-0-0			0-0-0			0-0-0					
9-11-0		0-3-0		0-0-0			NON-CONFERENCE			4-5-0			3-3-0			2-0-0					
7-6-0		0-0-0		0-0-0			HOME			2-3-0			3-3-0			2-0-0					
2-5-0		0-3-0		0-0-			AWAY			2-2-0			0-0-0			0-0-0					
0-0-0		0-0-0		0-0-0			NEUTRAL			0-0-0			0-0-0			0-0-0					
10-10-0		3-5-0		0-0-0			CONFERENCE			5-4-0			2-1-0			0-0-0					
6-5-0		2-3-0		0-0-0			HOME			2-1-0			2-1-0			0-0-0					
4-5-0		1-2-0		0-0-0			AWAY			3-3-0			0-0-0			0-0-0					
0-0-0		0-0-0		0-0-0			NEUTRAL			0-0-0			0-0-0			0-0-0					
RPI	S	Opponent			Score		RPI	S	Opponent			Score		RPI	S	Opponent			Score		
3	A	North Carolina			6 2				52 A North Carolina St.			2 5		105	H	Rutgers			8 4		
3	A	North Carolina			3 6				52 A North Carolina St.			7 5		105	H	Rutgers			3 0		
3	A	North Carolina			2 7				52 A North Carolina St.			3 5		105	H	Rutgers			6 17		
7	A	Florida			2 6				64 H Georgia Tech			5 7		115	H	Dartmouth			3 2		
7	A	Florida			0 2				64 H Georgia Tech			10 8		115	H	Dartmouth			0 1		
7	A	Florida			0 1				64 H Georgia Tech			17 7		115	H	Dartmouth			0 5		
10	H	Wake Forest			0 9				67 A FGCU			0 3		122	H	Duke			9 7		
10	H	Wake Forest			1 2				67 H FGCU			4 5		122	H	Duke			7 0		
10	H	Wake Forest			5 1				71 A Fla. Atlantic			5 2		122	H	Duke			2 5		
24	H	Florida St.			3 6				71 H Fla. Atlantic			8 2		194	H	Maine			4 3		
24	H	Florida St.			5 4				71 H Fla. Atlantic			7 5		194	H	Maine			7 2		
									76 A FIU			2 3									
									76 A FIU			8 7									
									76 H FIU			1 12									
									76 H FIU			4 5									
									86 A Pittsburgh			1 0									
									86 A Pittsburgh			5 3									
									86 A Pittsburgh			3 10									
LAST 10 GAMES																					
76	H	FIU			4 5		86	A	Pittsburgh			5 3									
76	A	FIU			8 7		86	A	Pittsburgh			1 0									
24	H	Florida St.			5 4		86	A	Pittsburgh			3 10									
24	H	Florida St.			3 6		67	H	FGCU			4 5									
71	H	Fla. Atlantic			8 2		122	H	Duke			2 5									

Non-Div. I Games:	St. Thomas (FL)	14	2
-------------------	-----------------	----	---

Miami (FL)

Rice

Average RPI Win:	90	WON-LOST RECORD	WINNING PCT. RANK	LAST 10 GAMES	STRENGTH OF SCHEDULE	OPP. STRENGTH OF SCHEDULE	TEAM RPI	ADJ RPI	CONF. RPI	ADJ CONF. RPI				
DIV. I ONLY		16-25-0	.39024	231	6-4-0	2	53	80	.53718	80	6	6		
DIV. I NON-CONF.		9-14-0	.3913	212	1-0-0	3	30	73	.5395	73	6	6		
<hr/>														
TOTALS	RPI 1-25	RPI 26-50		W-L RECORDS		RPI 51-100		RPI 101-150		RPI 150+				
16-25-0	2-3-0	6-10-0		OVERALL		4-8-0		0-1-0		4-3-0				
8-14-0	2-2-0	3-4-0		HOME		2-6-0		0-0-0		1-2-0				
8-11-0	0-1-0	3-6-0		AWAY		2-2-0		0-1-0		3-1-0				
0-0-0	0-0-0	0-0-0		NEUTRAL		0-0-0		0-0-0		0-0-0				
9-14-0	2-3-0	4-3-0		NON-CONFERENCE		2-4-0		0-1-0		1-3-0				
5-8-0	2-2-0	1-0-0		HOME		1-4-0		0-0-0		1-2-0				
4-6-0	0-1-0	3-0-		AWAY		1-0-0		0-1-0		0-1-0				
0-0-0	0-0-0	0-0-0		NEUTRAL		0-0-0		0-0-0		0-0-0				
7-11-0	0-0-0	2-7-0		CONFERENCE		2-4-0		0-0-0		3-0-0				
3-6-0	0-0-0	2-4-0		HOME		1-2-0		0-0-0		0-0-0				
4-5-0	0-0-0	0-3-0		AWAY		1-2-0		0-0-0		3-0-0				
0-0-0	0-0-0	0-0-0		NEUTRAL		0-0-0		0-0-0		0-0-0				
<hr/>														
RPI	S	Opponent	Score		RPI	S	Opponent	Score		RPI	S	Opponent	Score	
11	A	TCU	5	13	27	H	Southern Miss.	4	15	55	H	Southeastern La.	4	8
18	H	Stanford	0	2	27	H	Southern Miss.	6	17	55	H	Southeastern La.	15	5
18	H	Stanford	12	2	27	H	Southern Miss.	11	4	55	H	Southeastern La.	4	12
18	H	Stanford	6	16	31	A	Houston	9	0	57	H	DBU	4	8
18	H	Stanford	4	0	31	H	Houston	4	3	71	A	Fla. Atlantic	2	3
					34	A	Old Dominion	5	6	71	A	Fla. Atlantic	5	4
					34	A	Old Dominion	2	3	71	A	Fla. Atlantic	2	8
					34	A	Old Dominion	0	2	76	H	FIU	5	7
					35	A	Texas	7	1	76	H	FIU	3	4
					35	A	Texas	1	6	76	H	FIU	8	4
					35	A	Texas	3	2	85	A	Sam Houston St.	5	3
					35	A	Texas	4	5	85	H	Sam Houston St.	2	6
					37	H	Louisiana Tech	3	2					
					37	H	Louisiana Tech	4	6					
					37	H	Louisiana Tech	0	6					
					43	A	Texas A&M	5	8					
<hr/>														
LAST 10 GAMES														
					250	A	Western Ky.	13	2	27	H	Southern Miss.	4	15
					250	A	Western Ky.	10	5	31	H	Houston	4	3
					250	A	Western Ky.	8	4	37	H	Louisiana Tech	0	6
					27	H	Southern Miss.	6	17	37	H	Louisiana Tech	3	2
					27	H	Southern Miss.	11	4	37	H	Louisiana Tech	4	6

Non-Div. I Games:

Rice

[illegible]

**Non-Div. I Games:**

Saint Mary's (CA)





W  
i  
n  
t  
h  
r  
o  
p

Winthrop

RPI	S	Opponent	Score	
226	A	The Citadel	8	34
226	H	The Citadel	6	4
258	A	Longwood	7	9
258	A	Longwood	15	4
258	A	Longwood	7	3

Winthrop

W  
i  
n  
t  
h  
r  
o  
p

W  
i  
n  
t  
h  
r  
o  
p



Average RPI Win:		152	WON-LOST RECORD		WINNING PCT. RANK		LAST 10 GAMES		STRENGTH OF SCHEDULE		OPP. STRENGTH OF SCHEDULE		TEAM RPI		ADJ RPI		CONF. RPI		ADJ CONF. RPI				
DIV. I ONLY			27-14-0		.65854 42		5-5-0		172		66		85		.53164 85		13		13				
DIV. I NON-CONF.			14-9-0		.6087 76		3-0-0		159		8		116		.51605 116		14		14				
TOTALS		RPI 1-25		RPI 26-50		W-L RECORDS		RPI 51-100		RPI 101-150		RPI 150+											
27-14-0		1-1-0		3-4-0		OVERALL		1-1-0		8-5-0		14-3-0											
18-8-0		0-1-0		1-3-0		HOME		0-1-0		7-0-0		10-3-0											
8-6-0		1-0-0		1-1-0		AWAY		1-0-0		1-5-0		4-0-0											
1-0-0		0-0-0		1-0-0		NEUTRAL		0-0-0		0-0-0		0-0-0											
14-9-0		1-1-0		3-4-0		NON-CONFERENCE		1-1-0		4-0-0		5-3-0											
9-8-0		0-1-0		1-3-0		HOME		0-1-0		4-0-0		4-3-0											
4-1-0		1-0-0		1-0-		AWAY		1-0-0		0-0-0		1-0-0											
1-0-0		0-0-0		1-0-0		NEUTRAL		0-0-0		0-0-0		0-0-0											
13-5-0		0-0-0		0-0-0		CONFERENCE		0-0-0		4-5-0		9-0-0											
9-0-0		0-0-0		0-0-0		HOME		0-0-0		3-0-0		6-0-0											
4-5-0		0-0-0		0-0-0		AWAY		0-0-0		1-5-0		3-0-0											
0-0-0		0-0-0		0-0-0		NEUTRAL		0-0-0		0-0-0		0-0-0											
RPI	S	Opponent		Score		RPI	S	Opponent		Score		RPI	S	Opponent		Score		RPI	S	Opponent		Score	
15	A	Baylor		7	4	31	A	Houston		12	2	80	A	Rice		6	2	118	H	UT Arlington		14	2
15	H	Baylor		5	6	31	N	Houston		5	4	80	H	Rice		3	5	121	A	SFA		2	12
						35	A	Texas		1	8							121	A	SFA		1	5
						35	H	Texas		2	7							121	A	SFA		3	2
						49	H	Louisiana		1	6							127	H	Lamar University		3	1
						49	H	Louisiana		0	2							127	H	Lamar University		6	4
						49	H	Louisiana		8	3							127	H	Lamar University		9	4
																		131	A	Central Ark.		3	5
																		131	A	Central Ark.		5	7
																		131	A	Central Ark.		2	3
																		138	H	Bradley		7	1
																		138	H	Bradley		14	7
																		138	H	Bradley		8	2
																		167	H	Pepperdine		2	1
																		168	H	Nicholls St.		11	2
																		168	H	Nicholls St.		6	5
																		168	H	Nicholls St.		8	3
																		169	A	Texas St.		7	4
																		200	H	Buffalo		4	10
																		200	H	Buffalo		20	5
																		200	H	Buffalo		3	5
								LAST 10 GAMES										212	H	A&M-Corpus Christi		6	3
						31	A	Houston		12	2	121	A	SFA		2	12	212	H	A&M-Corpus Christi		19	1
						131	A	Central Ark.		5	7	121	A	SFA		1	5	212	H	A&M-Corpus Christi		12	3
						131	A	Central Ark.		3	5	121	A	SFA		3	2	223	H	Nevada		8	2
						131	A	Central Ark.		2	3	15	A	Baylor		7	4	223	H	Nevada		4	5
						31	N	Houston		5	4	168	H	Nicholls St.		11	2	223	H	Nevada		1	0

Non-Div. I Games:

Sam Houston St.

RPI	S	Opponent	Score	
251	A	Abilene Christian	14	3
251	A	Abilene Christian	13	3
251	A	Abilene Christian	19	12

Sam Houston St.

S  
a  
m  
H  
o  
u  
s  
t  
o  
n  
S  
t  
.

S  
a  
m  
H  
o  
u  
s  
t  
o  
n  
S  
t  
.

Average RPI Win: 155		WON-LOST RECORD		WINNING PCT. RANK		LAST 10 GAMES		STRENGTH OF SCHEDULE		OPP. STRENGTH OF SCHEDULE		TEAM RPI		ADJ RPI		CONF. RPI		ADJ CONF. RPI	
DIV. I ONLY		17-20-0		.45946 184		3-7-0		29		70		86		.53101 86		3		3	
DIV. I NON-CONF.		9-7-0		.5625 109		1-1-0		128		220		105		.5232 105		4		4	
TOTALS		RPI 1-25		RPI 26-50		W-L RECORDS		RPI 51-100		RPI 101-150		RPI 150+							
17-20-0		1-9-0		0-0-0		OVERALL		2-8-0		5-1-0		9-2-0							
7-8-0		1-3-0		0-0-0		HOME		2-5-0		3-0-0		1-0-0							
4-10-0		0-6-0		0-0-0		AWAY		0-1-0		2-1-0		2-2-0							
6-2-0		0-0-0		0-0-0		NEUTRAL		0-2-0		0-0-0		6-0-0							
9-7-0		0-1-0		0-0-0		NON-CONFERENCE		0-4-0		0-0-0		9-2-0							
1-2-0		0-1-0		0-0-0		HOME		0-1-0		0-0-0		1-0-0							
2-3-0		0-0-0		0-0-		AWAY		0-1-0		0-0-0		2-2-0							
6-2-0		0-0-0		0-0-0		NEUTRAL		0-2-0		0-0-0		6-0-0							
8-13-0		1-8-0		0-0-0		CONFERENCE		2-4-0		5-1-0		0-0-0							
6-6-0		1-2-0		0-0-0		HOME		2-4-0		3-0-0		0-0-0							
2-7-0		0-6-0		0-0-0		AWAY		0-0-0		2-1-0		0-0-0							
0-0-0		0-0-0		0-0-0		NEUTRAL		0-0-0		0-0-0		0-0-0							
RPI S	Opponent		Score		RPI S	Opponent		Score		RPI S	Opponent		Score		RPI S	Opponent		Score	
3	H	North Carolina	1	3						68	A	Kent St.	6	7	120	H	Virginia Tech	9	5
3	H	North Carolina	2	5						68	H	Kent St.	8	12	120	H	Virginia Tech	3	2
3	H	North Carolina	11	9						75	N	Wright St.	1	3	120	H	Virginia Tech	8	2
6	A	Louisville	1	3						79	H	Miami (FL)	0	1	122	A	Duke	9	8
6	A	Louisville	0	3						79	H	Miami (FL)	10	3	122	A	Duke	0	14
6	A	Louisville	2	8						79	H	Miami (FL)	3	5	122	A	Duke	6	2
8	H	West Virginia	4	8						87	H	Notre Dame	3	4	154	N	Delaware	5	3
14	A	Virginia	3	4						87	H	Notre Dame	5	10	154	N	Delaware	3	2
14	A	Virginia	2	5						87	H	Notre Dame	2	1	158	A	Wofford	3	4
14	A	Virginia	1	12						92	N	Kansas St.	4	5	164	N	Ohio St.	7	2
															209	A	Penn St.	9	1
															209	H	Penn St.	3	2
															235	N	Siena	11	5
															235	N	Siena	6	4
															235	N	Siena	8	2
															265	A	USC Upstate	3	1
															265	A	USC Upstate	5	9
LAST 10 GAMES																			
	3	H	North Carolina	11	9		79	H	Miami (FL)	3	5								
	3	H	North Carolina	1	3		79	H	Miami (FL)	0	1								
	3	H	North Carolina	2	5		79	H	Miami (FL)	10	3								
	68	H	Kent St.	8	12		14	A	Virginia	3	4								
	209	A	Penn St.	9	1		14	A	Virginia	2	5								

Non-Div. I Games:

Pittsburgh

Average RPI Win: 138		WON-LOST	WINNING	LAST 10	STRENGTH OF		OPP. STRENGTH	TEAM	ADJ		CONF.	ADJ CONF.
Average RPI Loss: 64		RECORD	PCT. RANK	GAMES	SCHEDULE		OF SCHEDULE	RPI	RPI		RPI	RPI
DIV. I ONLY		20-22-0	.47619	162	5-5-0		49	47	87		.52929	87
DIV. I NON-CONF.		12-9-0	.57143	103	4-0-0		180	235	139		.50371	139
TOTALS		RPI 1-25	RPI 26-50		W-L RECORDS		RPI 51-100		RPI 101-150		RPI 150+	
20-22-0		1-12-0	1-1-0		OVERALL		8-3-0		1-2-0		9-4-0	
12-4-0		0-3-0	0-0-0		HOME		6-1-0		0-0-0		6-0-0	
4-12-0		1-8-0	0-1-0		AWAY		2-2-0		0-1-0		1-0-0	
4-6-0		0-1-0	1-0-0		NEUTRAL		0-0-0		1-1-0		2-4-0	
12-9-0		0-1-0	1-1-0		NON-CONFERENCE		1-1-0		1-2-0		9-4-0	
7-0-0		0-0-0	0-0-0		HOME		1-0-0		0-0-0		6-0-0	
1-3-0		0-0-0	0-0-		AWAY		0-1-0		0-1-0		1-0-0	
4-6-0		0-1-0	1-0-0		NEUTRAL		0-0-0		1-1-0		2-4-0	
8-13-0		1-11-0	0-0-0		CONFERENCE		7-2-0		0-0-0		0-0-0	
5-4-0		0-3-0	0-0-0		HOME		5-1-0		0-0-0		0-0-0	
3-9-0		1-8-0	0-0-0		AWAY		2-1-0		0-0-0		0-0-0	
0-0-0		0-0-0	0-0-0		NEUTRAL		0-0-0		0-0-0		0-0-0	
RPI S	Opponent	Score	RPI S	Opponent	Score	RPI S	Opponent	Score	RPI S	Opponent	Score	
2 A	Clemson	1 4	28 A	Michigan	3 4	52 H	North Carolina St.	2 1	104 A	San Diego St.	6 7	
2 A	Clemson	0 4	50 N	Rhode Island	8 4	52 H	North Carolina St.	2 9	128 N	Central Mich.	8 3	
2 A	Clemson	5 6				52 H	North Carolina St.	4 1	142 N	UC Irvine	4 18	
10 A	Wake Forest	1 5				60 A	San Diego	2 6	155 N	UMass Lowell	0 8	
10 A	Wake Forest	3 4				64 H	Georgia Tech	4 3	161 N	Saint Louis	3 8	
10 A	Wake Forest	7 13				64 H	Georgia Tech	9 6	161 N	Saint Louis	6 8	
14 A	Virginia	8 2				64 H	Georgia Tech	4 3	165 A	Davidson	2 0	
14 A	Virginia	0 9				82 H	Michigan St.	2 1	175 H	Valparaiso	10 3	
14 A	Virginia	4 14				86 A	Pittsburgh	1 2	182 H	Eastern Mich.	5 0	
21 N	Maryland	3 4				86 A	Pittsburgh	4 3	207 H	Toledo	8 3	
24 H	Florida St.	3 8				86 A	Pittsburgh	10 5	208 N	Monmouth	4 0	
24 H	Florida St.	2 8							252 H	Northern Ill.	12 1	
24 H	Florida St.	1 5							261 N	Incarnate Word	12 10	
									273 H	Illinois St.	7 6	
									286 H	Chicago St.	7 4	
									295 N	Lafayette	2 10	
LAST 10 GAMES												
182 H	Eastern Mich.	5 0	273 H	Illinois St.	7 6							
175 H	Valparaiso	10 3	128 N	Central Mich.	8 3							
14 A	Virginia	0 9	10 A	Wake Forest	1 5							
14 A	Virginia	8 2	10 A	Wake Forest	7 13							
14 A	Virginia	4 14	10 A	Wake Forest	3 4							

Non-Div. I Games:

Notre Dame

Average RPI Win: 155		WON-LOST	WINNING	LAST 10	STRENGTH OF		OPP. STRENGTH	TEAM	ADJ	CONF.	ADJ CONF.
Average RPI Loss: 58		RECORD	PCT. RANK	GAMES	SCHEDULE		OF SCHEDULE	RPI	RPI	RPI	RPI
DIV. I ONLY		16-22-0	.42105	208	7-3-0		36	42	88	.52905	88
DIV. I NON-CONF.		10-7-0	.58824	95	2-1-0		217	177	113	.51897	113
TOTALS		RPI 1-25	RPI 26-50		W-L RECORDS		RPI 51-100		RPI 101-150		RPI 150+
16-22-0		1-11-0	0-1-0		OVERALL		3-3-0		5-6-0		7-1-0
5-6-0		0-6-0	0-0-0		HOME		3-0-0		0-0-0		2-0-0
5-14-0		1-5-0	0-1-0		AWAY		0-3-0		4-5-0		0-0-0
6-2-0		0-0-0	0-0-0		NEUTRAL		0-0-0		1-1-0		5-1-0
10-7-0		0-0-0	0-1-0		NON-CONFERENCE		0-3-0		3-2-0		7-1-0
2-0-0		0-0-0	0-0-0		HOME		0-0-0		0-0-0		2-0-0
2-5-0		0-0-0	0-0-0		AWAY		0-3-0		2-1-0		0-0-0
6-2-0		0-0-0	0-0-0		NEUTRAL		0-0-0		1-1-0		5-1-0
6-15-0		1-11-0	0-0-0		CONFERENCE		3-0-0		2-4-0		0-0-0
3-6-0		0-6-0	0-0-0		HOME		3-0-0		0-0-0		0-0-0
3-9-0		1-5-0	0-0-0		AWAY		0-0-0		2-4-0		0-0-0
0-0-0		0-0-0	0-0-0		NEUTRAL		0-0-0		0-0-0		0-0-0
RPI S	Opponent	Score	RPI S	Opponent	Score	RPI S	Opponent	Score	RPI S	Opponent	Score
2 H	Clemson	0 1	36 A	Oklahoma	4 5	52 H	North Carolina St.	2 1	115 A	Dartmouth	3 8
2 H	Clemson	2 8				52 H	North Carolina St.	8 3	120 A	Virginia Tech	4 16
2 H	Clemson	0 2				52 H	North Carolina St.	1 0	120 A	Virginia Tech	3 4
3 H	North Carolina	3 15				73 A	Bethune-Cookman	5 6	120 A	Virginia Tech	6 10
3 H	North Carolina	7 17				73 A	Bethune-Cookman	1 2	122 A	Duke	3 1
3 H	North Carolina	4 16				73 A	Bethune-Cookman	2 3	122 A	Duke	2 9
6 A	Louisville	4 6							122 A	Duke	15 6
6 A	Louisville	0 6							128 N	Central Mich.	5 4
6 A	Louisville	3 5							132 N	Ball St.	1 4
24 A	Florida St.	1 11							149 A	Northeastern	10 7
24 A	Florida St.	8 5							149 A	Northeastern	5 1
24 A	Florida St.	0 13							206 H	Harvard	8 5
									206 N	Harvard	3 2
									207 N	Toledo	6 5
									219 N	Georgetown	3 4
									243 H	Massachusetts	13 1
									252 N	Northern Ill.	9 1
									254 N	Villanova	10 3
									254 N	Villanova	7 1
			LAST 10 GAMES								
			52 H	North Carolina St.	1 0	122 A	Duke	2 9			
			52 H	North Carolina St.	2 1	122 A	Duke	15 6			
			52 H	North Carolina St.	8 3	122 A	Duke	3 1			
			206 N	Harvard	3 2	206 H	Harvard	8 5			
			115 A	Dartmouth	3 8	3 H	North Carolina	4 16			

Non-Div. I Games:

Boston College

Average RPI Win:		163	WON-LOST RECORD		WINNING PCT. RANK	LAST 10 GAMES	STRENGTH OF SCHEDULE		OPP. STRENGTH OF SCHEDULE	TEAM RPI	ADJ RPI	CONF. RPI	ADJ CONF. RPI
Average RPI Loss:		90											
DIV. I ONLY		22-16-0			.57895	89	74		169	89	.52872	89	11
DIV. I NON-CONF.		17-12-0			.58621	97	87		125	90	.53007	90	16
TOTALS		RPI 1-25	RPI 26-50		W-L RECORDS		RPI 51-100		RPI 101-150		RPI 150+		
22-16-0		1-2-0	3-5-0		OVERALL		1-2-0		5-5-0		12-2-0		
13-6-0		0-0-0	1-2-0		HOME		0-0-0		2-2-0		10-2-0		
6-4-0		1-2-0	0-0-0		AWAY		0-0-0		3-2-0		2-0-0		
3-6-0		0-0-0	2-3-0		NEUTRAL		1-2-0		0-1-0		0-0-0		
17-12-0		1-2-0	3-5-0		NON-CONFERENCE		1-2-0		3-1-0		9-2-0		
9-4-0		0-0-0	1-2-0		HOME		0-0-0		1-0-0		7-2-0		
5-2-0		1-2-0	0-0-		AWAY		0-0-0		2-0-0		2-0-0		
3-6-0		0-0-0	2-3-0		NEUTRAL		1-2-0		0-1-0		0-0-0		
5-4-0		0-0-0	0-0-0		CONFERENCE		0-0-0		2-4-0		3-0-0		
4-2-0		0-0-0	0-0-0		HOME		0-0-0		1-2-0		3-0-0		
1-2-0		0-0-0	0-0-0		AWAY		0-0-0		1-2-0		0-0-0		
0-0-0		0-0-0	0-0-0		NEUTRAL		0-0-0		0-0-0		0-0-0		
RPI S	Opponent	Score	RPI S	Opponent	Score	RPI S	Opponent	Score	RPI S	Opponent	Score		
7 A	Florida	0 8	28 N	Michigan	5 4	53 N	South Ala.	3 2	104 A	San Diego St.	10 5		
7 A	Florida	3 2	28 N	Michigan	7 10	55 N	Southeastern La.	1 13	105 A	Rutgers	9 6		
7 A	Florida	3 4	28 N	Michigan	7 8	56 N	Oregon	0 1	105 H	Rutgers	10 9		
			28 N	Michigan	8 6				106 A	Xavier	0 9		
			44 N	Tennessee	5 12				106 A	Xavier	1 2		
			45 H	UConn	1 2				106 A	Xavier	6 3		
			45 H	UConn	3 2				112 N	Troy	3 6		
			45 H	UConn	0 4				141 H	Butler	2 6		
									141 H	Butler	1 4		
									141 H	Butler	7 1		
									180 H	Princeton	14 3		
									198 A	Stetson	5 1		
									198 A	Stetson	6 5		
									219 H	Georgetown	10 5		
									219 H	Georgetown	5 4		
									219 H	Georgetown	11 2		
									253 H	Manhattan	7 3		
									253 H	Manhattan	7 2		
									257 H	LIU Brooklyn	10 2		
									257 H	LIU Brooklyn	2 6		
									257 H	LIU Brooklyn	1 2		
									276 H	Wagner	9 2		
									283 H	Lehigh	3 0		
									298 H	Saint Peter's	11 0		
			LAST 10 GAMES			105 A	Rutgers	9 6					
			298 H	Saint Peter's	11 0	106 A	Xavier	0 9					
			219 H	Georgetown	10 5	106 A	Xavier	6 3					
			219 H	Georgetown	5 4	106 A	Xavier	1 2					
			219 H	Georgetown	11 2	106 A	Xavier	1 4					
			105 H	Rutgers	10 9	141 H	Butler	1 4					

Non-Div. I Games:

Seton Hall

V  
C  
U

VCU

RPI	S	Opponent	Score	
243	A	Massachusetts	2	0
243	A	Massachusetts	8	0
258	H	Longwood	5	4
271	H	La Salle	3	0
271	H	La Salle	7	0
271	H	La Salle	8	1

VCU

V  
C  
U

V  
C  
U





More heads.  
st.

M  
o  
r  
e  
h  
e  
a  
d  
s  
t  
.

Morehead St.

Average RPI Win: 114		WON-LOST	WINNING	LAST 10	STRENGTH OF		OPP. STRENGTH	TEAM	ADJ	CONF.	ADJ CONF.
Average RPI Loss: 59		RECORD	PCT. RANK	GAMES	SCHEDULE		OF SCHEDULE	RPI	RPI	RPI	RPI
DIV. I ONLY		21-20-0	.5122	139	5-5-0		45	17	92	.52782	92
DIV. I NON-CONF.		17-9-0	.65385	60	2-2-0		157	33	100	.52533	100
TOTALS		RPI 1-25	RPI 26-50		W-L RECORDS		RPI 51-100		RPI 101-150		RPI 150+
21-20-0		4-7-0	3-8-0		OVERALL		3-0-0		3-3-0		8-2-0
14-11-0		3-6-0	2-1-0		HOME		0-0-0		3-3-0		6-1-0
2-6-0		1-0-0	1-6-0		AWAY		0-0-0		0-0-0		0-0-0
5-3-0		0-1-0	0-1-0		NEUTRAL		3-0-0		0-0-0		2-1-0
17-9-0		1-1-0	2-3-0		NON-CONFERENCE		3-0-0		3-3-0		8-2-0
11-5-0		0-0-0	2-1-0		HOME		0-0-0		3-3-0		6-1-0
1-1-0		1-0-0	0-0-		AWAY		0-0-0		0-0-0		0-0-0
5-3-0		0-1-0	0-1-0		NEUTRAL		3-0-0		0-0-0		2-1-0
4-11-0		3-6-0	1-5-0		CONFERENCE		0-0-0		0-0-0		0-0-0
3-6-0		3-6-0	0-0-0		HOME		0-0-0		0-0-0		0-0-0
1-5-0		0-0-0	1-5-0		AWAY		0-0-0		0-0-0		0-0-0
0-0-0		0-0-0	0-0-0		NEUTRAL		0-0-0		0-0-0		0-0-0
RPI S	Opponent	Score	RPI S	Opponent	Score	RPI S	Opponent	Score	RPI S	Opponent	Score
5 H	Texas Tech	4 7	35 A	Texas	0 2	65 N	Liberty	8 2	102 H	Iowa	11 12
5 H	Texas Tech	8 12	35 A	Texas	0 5	65 N	Liberty	4 3	102 H	Iowa	5 4
5 H	Texas Tech	5 3	35 A	Texas	5 6	86 N	Pittsburgh	5 4	102 H	Iowa	3 0
8 H	West Virginia	8 4	38 A	Nebraska	1 11				134 H	UC Riverside	2 11
8 H	West Virginia	11 4	38 H	Nebraska	1 6				134 H	UC Riverside	1 0
8 H	West Virginia	7 9	39 N	St. John's (NY)	2 9				134 H	UC Riverside	1 5
11 H	TCU	4 12	41 A	Oklahoma St.	3 6				154 N	Delaware	7 0
11 H	TCU	0 1	41 A	Oklahoma St.	3 13				164 N	Ohio St.	3 6
11 H	TCU	0 5	41 A	Oklahoma St.	10 4				164 N	Ohio St.	3 2
12 N	Arkansas	5 6	42 H	New Mexico	12 10				214 H	Eastern Ill.	14 0
20 A	South Carolina	6 5	42 H	New Mexico	3 2				214 H	Eastern Ill.	12 11
									214 H	Eastern Ill.	15 10
									217 H	Northwestern St.	16 4
									217 H	Northwestern St.	19 9
									277 H	Omaha	10 1
									277 H	Omaha	2 5
LAST 10 GAMES											
12 N	Arkansas	5 6	42 H	New Mexico	12 10						
8 H	West Virginia	11 4	5 H	Texas Tech	8 12						
8 H	West Virginia	8 4	5 H	Texas Tech	4 7						
8 H	West Virginia	7 9	5 H	Texas Tech	5 3						
42 H	New Mexico	3 2	38 H	Nebraska	1 6						

Non-Div. I Games:

Kansas St.

Average RPI Win:	119	WON-LOST	WINNING	LAST 10	STRENGTH OF	OPP. STRENGTH	TEAM	ADJ	CONF.	ADJ CONF.		
Average RPI Loss:	117	RECORD	PCT. RANK	GAMES	SCHEDULE	OF SCHEDULE	RPI	RPI	RPI	RPI		
DIV. I ONLY		21-18-0	.53846	117	6-4-0	73	78	93	.52737	93	6	6
DIV. I NON-CONF.		12-9-0	.57143	103	2-0-0	137	85	123	.51228	122	6	6
<hr/>												
TOTALS	RPI 1-25	RPI 26-50		W-L RECORDS		RPI 51-100		RPI 101-150		RPI 150+		
21-18-0	2-2-0	4-5-0		OVERALL		3-3-0		6-2-0		6-6-0		
12-11-0	0-0-0	2-4-0		HOME		2-1-0		4-0-0		4-6-0		
9-7-0	2-2-0	2-1-0		AWAY		1-2-0		2-2-0		2-0-0		
0-0-0	0-0-0	0-0-0		NEUTRAL		0-0-0		0-0-0		0-0-0		
12-9-0	2-2-0	1-2-0		NON-CONFERENCE		0-0-0		5-0-0		4-5-0		
7-7-0	0-0-0	1-2-0		HOME		0-0-0		4-0-0		2-5-0		
5-2-0	2-2-0	0-0-		AWAY		0-0-0		1-0-0		2-0-0		
0-0-0	0-0-0	0-0-0		NEUTRAL		0-0-0		0-0-0		0-0-0		
9-9-0	0-0-0	3-3-0		CONFERENCE		3-3-0		1-2-0		2-1-0		
5-4-0	0-0-0	1-2-0		HOME		2-1-0		0-0-0		2-1-0		
4-5-0	0-0-0	2-1-0		AWAY		1-2-0		1-2-0		0-0-0		
0-0-0	0-0-0	0-0-0		NEUTRAL		0-0-0		0-0-0		0-0-0		
<hr/>												
RPI S	Opponent	Score		RPI S	Opponent	Score		RPI S	Opponent	Score		
5 A	Texas Tech	6	7	33 H	Utah	3	17	71 H	Fla. Atlantic	6	0	
5 A	Texas Tech	3	2	33 H	Utah	8	3	71 H	Fla. Atlantic	9	6	
5 A	Texas Tech	4	8	33 H	Utah	1	7	71 H	Fla. Atlantic	0	10	
15 A	Baylor	15	9	34 H	Old Dominion	1	9	76 A	FIU	10	5	
				34 H	Old Dominion	5	11	76 A	FIU	6	7	
				34 H	Old Dominion	7	5	76 A	FIU	3	4	
				37 A	Louisiana Tech	6	3					
				37 A	Louisiana Tech	8	4					
				37 A	Louisiana Tech	0	6					
							</					

Non-Div. I Games:

UTSA

Average RPI Win:		217	WON-LOST RECORD		WINNING PCT. RANK		LAST 10 GAMES		STRENGTH OF SCHEDULE		OPP. STRENGTH OF SCHEDULE		TEAM RPI		ADJ RPI		CONF. RPI		ADJ CONF. RPI						
DIV. I ONLY			28-11-0		.71795		15		8-2-0		227		207		94		.52726		94		29		29		
DIV. I NON-CONF.			12-9-0		.57143		103		1-1-0		71		21		63		.54414		63		29		29		
TOTALS		RPI 1-25		RPI 26-50		W-L RECORDS		RPI 51-100		RPI 101-150		RPI 150+													
28-11-0		1-1-0		1-2-0		OVERALL		2-4-0		1-1-0		23-3-0													
14-5-0		0-1-0		1-0-0		HOME		1-3-0		1-0-0		11-1-0													
14-4-0		1-0-0		0-2-0		AWAY		1-1-0		0-0-0		12-1-0													
0-2-0		0-0-0		0-0-0		NEUTRAL		0-0-0		0-1-0		0-1-0													
12-9-0		1-1-0		1-2-0		NON-CONFERENCE		2-4-0		1-1-0		7-1-0													
6-4-0		0-1-0		1-0-0		HOME		1-3-0		1-0-0		3-0-0													
6-3-0		1-0-0		0-0-		AWAY		1-1-0		0-0-0		4-0-0													
0-2-0		0-0-0		0-0-0		NEUTRAL		0-0-0		0-1-0		0-1-0													
16-2-0		0-0-0		0-0-0		CONFERENCE		0-0-0		0-0-0		16-2-0													
8-1-0		0-0-0		0-0-0		HOME		0-0-0		0-0-0		8-1-0													
8-1-0		0-0-0		0-0-0		AWAY		0-0-0		0-0-0		8-1-0													
0-0-0		0-0-0		0-0-0		NEUTRAL		0-0-0		0-0-0		0-0-0													
RPI	S	Opponent		Score		RPI	S	Opponent		Score		RPI	S	Opponent		Score									
13	A	Missouri St.		3	1	36	A	Oklahoma		2	6	102	N	Iowa		5	7								
13	H	Missouri St.		5	9	36	H	Oklahoma		3	2	139	H	Wichita St.		7	4								
						41	A	Oklahoma St.		6	7	151	N	Hawaii		4	6								
												58	A	Kansas		6	3								
												58	H	Kansas		5	4								
												63	A	Minnesota		5	2								
												229	A	Little Rock		8	1								
												229	H	Little Rock		4	3								
												229	H	Little Rock		10	4								
												229	H	Little Rock		8	3								
												239	A	South Dakota St.		2	5								
												239	A	South Dakota St.		14	5								
												239	A	South Dakota St.		8	6								
												239	H	South Dakota St.		7	6								
												239	H	South Dakota St.		11	5								
												239	H	South Dakota St.		6	2								
												269	H	Western Ill.		3	0								
												269	H	Western Ill.		2	5								
												269	H	Western Ill.		1	0								
												274	H	North Dakota St.		8	2								
												274	H	North Dakota St.		5	1								
												274	H	North Dakota St.		9	1								
												277	A	Omaha		12	1								
												277	A	Omaha		12	0								
												277	A	Omaha		7	3								
												299	A	Fort Wayne		14	2								
												299	A	Fort Wayne		15	1								
												299	A	Fort Wayne		15	1								
LAST 10 GAMES																									
239 A South Dakota St.						14	5	277 A Omaha						12	0	277 A Omaha						12	1		
239 A South Dakota St.						2	5	277 A Omaha						12	1	277 A Omaha						7	3		
239 A South Dakota St.						8	6	36 H Oklahoma						3	2	299 A Fort Wayne						14	2		
41 A Oklahoma St.						6	7	299 A Fort Wayne						15	1	299 A Fort Wayne						15	1		
277 A Omaha						7	3																		

**Non-Div. I Games:**

Oral Roberts

Oral Roberts



RPI	S	Opponent	Score	
207	H	Toledo	10	2
214	H	Eastern Ill.	11	4
214	H	Eastern Ill.	13	9
214	H	Eastern Ill.	5	3
245	H	SIUE	13	8
245	H	SIUE	3	2
245	H	SIUE	11	7
273	H	Illinois St.	4	3
273	H	Illinois St.	2	9
293	A	Alabama A&M	10	4
293	H	Alabama A&M	17	3

Tennessee Tech

T  
e  
n  
n  
e  
s  
s  
e  
e  
T  
e  
c  
h

T  
e  
n  
n  
e  
s  
s  
e  
e  
T  
e  
c  
h



Average RPI Win: 154		WON-LOST	WINNING	LAST 10	STRENGTH OF		OPP. STRENGTH	TEAM	ADJ	CONF.	ADJ CONF.
Average RPI Loss: 60		RECORD	PCT. RANK	GAMES	SCHEDULE		OF SCHEDULE	RPI	RPI	RPI	RPI
DIV. I ONLY		23-19-0	.54762	112	3-7-0		52	123	96	.52712	96
DIV. I NON-CONF.		19-11-0	.63333	67	1-3-0		103	179	97	.52649	97
TOTALS		RPI 1-25	RPI 26-50		W-L RECORDS		RPI 51-100		RPI 101-150		RPI 150+
23-19-0		2-4-0	5-9-0		OVERALL		2-1-0		3-3-0		11-2-0
16-12-0		0-1-0	4-6-0		HOME		2-1-0		0-2-0		10-2-0
7-7-0		2-3-0	1-3-0		AWAY		0-0-0		3-1-0		1-0-0
0-0-0		0-0-0	0-0-0		NEUTRAL		0-0-0		0-0-0		0-0-0
19-11-0		2-4-0	3-2-0		NON-CONFERENCE		2-1-0		1-2-0		11-2-0
14-8-0		0-1-0	2-2-0		HOME		2-1-0		0-2-0		10-2-0
5-3-0		2-3-0	1-0-		AWAY		0-0-0		1-0-0		1-0-0
0-0-0		0-0-0	0-0-0		NEUTRAL		0-0-0		0-0-0		0-0-0
4-8-0		0-0-0	2-7-0		CONFERENCE		0-0-0		2-1-0		0-0-0
2-4-0		0-0-0	2-4-0		HOME		0-0-0		0-0-0		0-0-0
2-4-0		0-0-0	0-3-0		AWAY		0-0-0		2-1-0		0-0-0
0-0-0		0-0-0	0-0-0		NEUTRAL		0-0-0		0-0-0		0-0-0
RPI S	Opponent	Score		RPI S	Opponent	Score		RPI S	Opponent	Score	
12 A	Arkansas	7	16	30 H	South Fla.	2	4	70 H	Ga. Southern	5	2
12 A	Arkansas	0	2	30 H	South Fla.	5	1	70 H	Ga. Southern	9	8
13 A	Missouri St.	6	5	30 H	South Fla.	6	11	70 H	Ga. Southern	6	7
13 A	Missouri St.	5	9	31 H	Houston	3	13				
13 A	Missouri St.	5	4	31 H	Houston	10	8				
16 H	Mississippi St.	3	8	31 H	Houston	8	9				
				44 H	Tennessee	4	1				
				44 H	Tennessee	5	8				
				44 H	Tennessee	0	10				
				45 A	UConn	0	4				
				45 A	UConn	2	6				
				45 A	UConn	7	10				
				46 A	Ole Miss	9	6				
				46 H	Ole Miss	2	1				
LAST 10 GAMES											
186 A	Arkansas St.	2	1	12 A	Arkansas	7	16				
30 H	South Fla.	5	1	31 H	Houston	8	9				
30 H	South Fla.	6	11	31 H	Houston	10	8				
30 H	South Fla.	2	4	31 H	Houston	3	13				
12 A	Arkansas	0	2	186 H	Arkansas St.	4	11				

Non-Div. I Games:

Memphis

**Non-Div. I Games:**

Samford

Average RPI Win:		170	WON-LOST RECORD		WINNING PCT. RANK	LAST 10 GAMES	STRENGTH OF SCHEDULE		OPP. STRENGTH OF SCHEDULE	TEAM RPI	ADJ RPI	CONF. RPI	ADJ CONF. RPI
Average RPI Loss:		129											
DIV. I ONLY		21-18-0			.53846 117	5-5-0	64		197	98	.52624 98	27	27
DIV. I NON-CONF.		10-11-0			.47619 176	0-2-0	2		172	54	.55061 54	27	27
TOTALS		RPI 1-25	RPI 26-50		W-L RECORDS		RPI 51-100		RPI 101-150		RPI 150+		
21-18-0		0-1-0	3-4-0		OVERALL		4-4-0		0-1-0		14-8-0		
15-7-0		0-0-0	2-0-0		HOME		2-2-0		0-0-0		11-5-0		
6-11-0		0-1-0	1-4-0		AWAY		2-2-0		0-1-0		3-3-0		
0-0-0		0-0-0	0-0-0		NEUTRAL		0-0-0		0-0-0		0-0-0		
10-11-0		0-1-0	3-4-0		NON-CONFERENCE		0-2-0		0-1-0		7-3-0		
9-4-0		0-0-0	2-0-0		HOME		0-1-0		0-0-0		7-3-0		
1-7-0		0-1-0	1-0-		AWAY		0-1-0		0-1-0		0-0-0		
0-0-0		0-0-0	0-0-0		NEUTRAL		0-0-0		0-0-0		0-0-0		
11-7-0		0-0-0	0-0-0		CONFERENCE		4-2-0		0-0-0		7-5-0		
6-3-0		0-0-0	0-0-0		HOME		2-1-0		0-0-0		4-2-0		
5-4-0		0-0-0	0-0-0		AWAY		2-1-0		0-0-0		3-3-0		
0-0-0		0-0-0	0-0-0		NEUTRAL		0-0-0		0-0-0		0-0-0		
RPI S	Opponent	Score	RPI S	Opponent	Score	RPI S	Opponent	Score	RPI S	Opponent	Score		
25 A	Auburn	8 12	30 A	South Fla.	1 7	73 A	Bethune-Cookman	11 6	103 A	North Florida	5 6		
			30 A	South Fla.	1 11	73 A	Bethune-Cookman	1 5	158 H	Wofford	17 4		
			30 A	South Fla.	3 2	73 A	Bethune-Cookman	4 3	158 H	Wofford	2 3		
			40 A	Mercer	2 9	73 H	Bethune-Cookman	3 1	158 H	Wofford	8 7		
			40 A	Mercer	5 11	73 H	Bethune-Cookman	10 9	162 H	ETSU	13 12		
			40 H	Mercer	10 7	73 H	Bethune-Cookman	1 8	162 H	ETSU	8 10		
			40 H	Mercer	9 6	77 A	Jacksonville	6 10	162 H	ETSU	7 3		
						77 H	Jacksonville	5 12	188 H	Alabama St.	5 6		
									203 H	George Washington	6 5		
									203 H	George Washington	3 2		
									203 H	George Washington	2 1		
									220 H	N.C. A&T	10 0		
									220 H	N.C. A&T	3 4		
									220 H	N.C. A&T	1 7		
									259 A	N.C. Central	0 8		
									259 A	N.C. Central	17 5		
									259 A	N.C. Central	6 13		
									287 A	Savannah St.	11 1		
									287 A	Savannah St.	11 16		
									287 A	Savannah St.	4 3		
									287 H	Savannah St.	4 3		
									287 H	Savannah St.	7 5		
									287 H	Savannah St.	15 6		
			LAST 10 GAMES										
			287 A	Savannah St.	11 16	73 H	Bethune-Cookman	10 9					
			287 A	Savannah St.	11 1	73 H	Bethune-Cookman	3 1					
			287 A	Savannah St.	4 3	103 A	North Florida	5 6					
			77 A	Jacksonville	6 10	220 H	N.C. A&T	10 0					
			73 H	Bethune-Cookman	1 8	220 H	N.C. A&T	1 7					

Non-Div. I Games:

Florida A&amp;M

Average RPI Win:		126	WON-LOST RECORD		WINNING PCT. RANK		LAST 10 GAMES		STRENGTH OF SCHEDULE		OPP. STRENGTH OF SCHEDULE		TEAM RPI		ADJ RPI		CONF. RPI		ADJ CONF. RPI					
Average RPI Loss:		54																						
DIV. I ONLY			18-20-0		.47368		171		1-0-0		44		33		99		.52598		99		4		4	
DIV. I NON-CONF.			12-10-0		.54545		115		1-0-0		30		107		64		.54378		64		2		2	
TOTALS		RPI 1-25		RPI 26-50		W-L RECORDS		RPI 51-100		RPI 101-150		RPI 150+												
18-20-0		3-8-0		2-3-0		OVERALL		2-6-0		6-2-0		5-1-0												
13-8-0		2-2-0		1-1-0		HOME		2-2-0		3-2-0		5-1-0												
4-12-0		1-6-0		0-2-0		AWAY		0-4-0		3-0-0		0-0-0												
1-0-0		0-0-0		1-0-0		NEUTRAL		0-0-0		0-0-0		0-0-0												
12-10-0		2-3-0		1-3-0		NON-CONFERENCE		0-2-0		4-1-0		5-1-0												
8-4-0		1-0-0		1-1-0		HOME		0-1-0		1-1-0		5-1-0												
4-6-0		1-3-0		0-0-		AWAY		0-1-0		3-0-0		0-0-0												
0-0-0		0-0-0		0-0-0		NEUTRAL		0-0-0		0-0-0		0-0-0												
6-10-0		1-5-0		1-0-0		CONFERENCE		2-4-0		2-1-0		0-0-0												
5-4-0		1-2-0		0-0-0		HOME		2-1-0		2-1-0		0-0-0												
0-6-0		0-3-0		0-0-0		AWAY		0-3-0		0-0-0		0-0-0												
1-0-0		0-0-0		1-0-0		NEUTRAL		0-0-0		0-0-0		0-0-0												
RPI	S	Opponent		Score		RPI	S	Opponent		Score		RPI	S	Opponent		Score		RPI	S	Opponent		Score		
9	A	Arizona		1	5	28	H	Michigan		1	4	60	H	San Diego		3	8	104	A	San Diego St.		1	0	
9	A	Arizona		1	8	32	A	Cal St. Fullerton		5	13	72	A	California		8	9	104	H	San Diego St.		2	0	
9	A	Arizona		4	9	32	A	Cal St. Fullerton		1	2	72	A	California		9	13	122	A	Duke		2	0	
10	A	Wake Forest		5	18	32	H	Cal St. Fullerton		13	9	72	A	California		6	8	123	H	Washington St.		4	2	
10	A	Wake Forest		15	9	48	N	UCLA		4	3	74	A	Loyola Marymount		3	4	123	H	Washington St.		12	3	
10	A	Wake Forest		5	15							100	H	Arizona St.		7	4	123	H	Washington St.		1	4	
18	H	Stanford		7	5							100	H	Arizona St.		5	4	142	A	UC Irvine		9	7	
18	H	Stanford		3	6							100	H	Arizona St.		0	7	142	H	UC Irvine		3	14	
18	H	Stanford		3	8													171	H	Holy Cross		5	2	
23	A	Long Beach St.		0	6													171	H	Holy Cross		6	3	
23	H	Long Beach St.		4	3													171	H	Holy Cross		4	6	
																		291	H	Coppin St.		6	2	
																		291	H	Coppin St.		22	2	
																		291	H	Coppin St.		9	4	
LAST 10 GAMES																								
142	A	UC Irvine		9	7	32	A	Cal St. Fullerton		1	2	32	A	Cal St. Fullerton		5	13							
72	A	California		6	8	32	A	Cal St. Fullerton		13	9	32	H	Cal St. Fullerton		3	6							
72	A	California		8	9	18	H	Stanford		3	8	18	H	Stanford		3	8							
72	A	California		9	13																			
142	H	UC Irvine		3	14																			

Non-Div. I Games:

Southern California

Average RPI Win: 131		WON-LOST	WINNING	LAST 10	STRENGTH OF	OPP. STRENGTH	TEAM	ADJ	CONF.	ADJ CONF.				
Average RPI Loss: 61		RECORD	PCT. RANK	GAMES	SCHEDULE	OF SCHEDULE	RPI	RPI	RPI	RPI				
DIV. I ONLY		18-20-0	.47368	171	6-4-0	18	45	100	.52525	100	4	4		
DIV. I NON-CONF.		13-9-0	.59091	92	3-2-0	15	145	61	.5452	61	2	2		
-----														
TOTALS		RPI 1-25		RPI 26-50		W-L RECORDS		RPI 51-100		RPI 101-150		RPI 150+		
18-20-0		4-6-0		1-5-0		OVERALL		2-7-0		4-0-0		7-2-0		
16-11-0		3-3-0		1-5-0		HOME		1-2-0		4-0-0		7-1-0		
2-9-0		1-3-0		0-0-0		AWAY		1-5-0		0-0-0		0-1-0		
0-0-0		0-0-0		0-0-0		NEUTRAL		0-0-0		0-0-0		0-0-0		
13-9-0		4-2-0		0-3-0		NON-CONFERENCE		1-2-0		1-0-0		7-2-0		
12-6-0		3-0-0		0-3-0		HOME		1-2-0		1-0-0		7-1-0		
1-3-0		1-2-0		0-0-		AWAY		0-0-0		0-0-0		0-1-0		
0-0-0		0-0-0		0-0-0		NEUTRAL		0-0-0		0-0-0		0-0-0		
5-11-0		0-4-0		1-2-0		CONFERENCE		1-5-0		3-0-0		0-0-0		
4-5-0		0-3-0		1-2-0		HOME		0-0-0		3-0-0		0-0-0		
1-6-0		0-1-0		0-0-0		AWAY		1-5-0		0-0-0		0-0-0		
0-0-0		0-0-0		0-0-0		NEUTRAL		0-0-0		0-0-0		0-0-0		
RPI	S	Opponent		Score	RPI	S	Opponent		Score	RPI	S	Opponent		Score
1	H	Oregon St.		0 4	32	H	Cal St. Fullerton		4 13	72	A	California		4 6
1	H	Oregon St.		1 10	32	H	Cal St. Fullerton		4 10	72	A	California		6 9
1	H	Oregon St.		0 2	41	H	Oklahoma St.		4 18	72	A	California		2 10
9	A	Arizona		2 11	48	H	UCLA		4 17	74	H	Loyola Marymount		5 8
11	A	TCU		2 5	48	H	UCLA		3 9	74	H	Loyola Marymount		2 1
11	A	TCU		13 9	48	H	UCLA		5 4	74	H	Loyola Marymount		2 3
11	A	TCU		4 8						99	A	Southern California		4 7
23	H	Long Beach St.		8 5						99	A	Southern California		4 5
23	H	Long Beach St.		7 6						99	A	Southern California		7 0
23	H	Long Beach St.		9 4										
-----														
LAST 10 GAMES														
190	H	CSU Bakersfield		6 8	123	H	Washington St.		10 7					
190	H	CSU Bakersfield		4 2	123	H	Washington St.		6 5					
190	H	CSU Bakersfield		12 6	228	H	UNLV		5 3					
228	A	UNLV		12 13	72	A	California		2 10					
123	H	Washington St.		5 4	72	A	California		4 6					

Non-Div. I Games:

Arizona St.

[illegible]

**Non-Div. I Games:**

Middle Tenn.

Average RPI Win: 169		WON-LOST RECORD	WINNING PCT. RANK	LAST 10 GAMES	STRENGTH OF SCHEDULE	OPP. STRENGTH OF SCHEDULE	TEAM RPI	ADJ RPI	CONF. RPI	ADJ CONF. RPI					
Average RPI Loss: 133															
DIV. I ONLY		22-15-0	.59459	82	5-5-0	154	168	102	.52411	102	7	7			
DIV. I NON-CONF.		16-8-0	.66667	46	2-1-0	162	229	71	.54046	71	7	7			
<hr/>															
TOTALS		RPI 1-25		RPI 26-50		W-L RECORDS		RPI 51-100		RPI 101-150		RPI 150+			
22-15-0		0-0-0		3-3-0		OVERALL		3-3-0		4-4-0		12-5-0			
11-3-0		0-0-0		0-0-0		HOME		0-0-0		4-3-0		7-0-0			
5-9-0		0-0-0		3-3-0		AWAY		1-3-0		0-1-0		1-2-0			
6-3-0		0-0-0		0-0-0		NEUTRAL		2-0-0		0-0-0		4-3-0			
16-8-0		0-0-0		1-2-0		NON-CONFERENCE		3-2-0		1-1-0		11-3-0			
8-0-0		0-0-0		0-0-0		HOME		0-0-0		1-0-0		7-0-0			
2-5-0		0-0-0		1-0-		AWAY		1-2-0		0-1-0		0-0-0			
6-3-0		0-0-0		0-0-0		NEUTRAL		2-0-0		0-0-0		4-3-0			
6-7-0		0-0-0		2-1-0		CONFERENCE		0-1-0		3-3-0		1-2-0			
3-3-0		0-0-0		0-0-0		HOME		0-0-0		3-3-0		0-0-0			
3-4-0		0-0-0		2-1-0		AWAY		0-1-0		0-0-0		1-2-0			
0-0-0		0-0-0		0-0-0		NEUTRAL		0-0-0		0-0-0		0-0-0			
RPI	S	Opponent	Score	RPI	S	Opponent	Score	RPI	S	Opponent	Score				
				30	A	South Fla.	4 9	63	A	Minnesota	3 6	105	H	Rutgers	8 3
				30	A	South Fla.	4 2	91	N	Morehead St.	14 7	105	H	Rutgers	3 5
				30	A	South Fla.	0 6	92	A	Kansas St.	12 11	105	H	Rutgers	5 13
				38	A	Nebraska	7 6	92	A	Kansas St.	0 3	119	H	Purdue	5 1
				38	A	Nebraska	5 3	92	A	Kansas St.	4 5	119	H	Purdue	7 2
				38	A	Nebraska	6 8	94	N	Oral Roberts	7 5	119	H	Purdue	0 2
												138	A	Bradley	4 6
												138	H	Bradley	12 1
												151	N	Hawaii	7 6
												188	N	Alabama St.	9 2
												188	N	Alabama St.	3 4
												228	H	UNLV	3 0
												228	H	UNLV	6 5
												228	H	UNLV	7 6
												239	H	South Dakota St.	4 3
												246	A	Northwestern	5 7
												246	A	Northwestern	5 6
												246	A	Northwestern	14 2
												248	H	Milwaukee	4 3
												252	H	Northern Ill.	12 8
												254	N	Villanova	1 10
												256	N	Bucknell	1 7
												269	H	Western Ill.	4 1
												283	N	Lehigh	8 3
												283	N	Lehigh	15 7
LAST 10 GAMES															
				248	H	Milwaukee	4 3	38	A	Nebraska	6 8	269	H	Western Ill.	4 1
				105	H	Rutgers	5 13	38	A	Nebraska	5 3	283	N	Lehigh	8 3
				105	H	Rutgers	3 5	38	A	Nebraska	7 6	283	N	Lehigh	15 7
				105	H	Rutgers	8 3	269	H	Western Ill.	4 1				
				138	A	Bradley	4 6	246	A	Northwestern	5 6				

Non-Div. I Games: Loras 8 1 Grand View 6 5

Iowa

[illegible]

**Non-Div. I Games:**

North Florida



RPI	S	Opponent	Score	
290	H	NJIT	6	3
290	H	NJIT	13	8
290	H	NJIT	16	1

North Florida

N  
o  
r  
t  
h  
F  
l  
o  
r  
i  
d  
a

N  
o  
r  
t  
h  
F  
l  
o  
r  
i  
d  
a

S  
a  
n  
D  
i  
e  
g  
o  
s  
t  
.

San Diego St.



Average RPI Win: 174		WON-LOST	WINNING	LAST 10	STRENGTH OF		OPP. STRENGTH	TEAM	ADJ	CONF.	ADJ CONF.
Average RPI Loss: 80		RECORD	PCT. RANK	GAMES	SCHEDULE		OF SCHEDULE	RPI	RPI	RPI	RPI
DIV. I ONLY		15-23-0	.39474	227	5-5-0		40	126	105	.52303	105
DIV. I NON-CONF.		11-18-0	.37931	225	1-3-0		57	115	115	.51841	115
TOTALS		RPI 1-25	RPI 26-50		W-L RECORDS		RPI 51-100		RPI 101-150		RPI 150+
15-23-0		0-6-0	1-2-0		OVERALL		1-8-0		6-5-0		7-2-0
4-7-0		0-3-0	0-0-0		HOME		0-1-0		2-2-0		2-1-0
11-16-0		0-3-0	1-2-0		AWAY		1-7-0		4-3-0		5-1-0
0-0-0		0-0-0	0-0-0		NEUTRAL		0-0-0		0-0-0		0-0-0
11-18-0		0-3-0	1-2-0		NON-CONFERENCE		1-8-0		2-3-0		7-2-0
2-3-0		0-0-0	0-0-0		HOME		0-1-0		0-1-0		2-1-0
9-15-0		0-3-0	1-0-		AWAY		1-7-0		2-2-0		5-1-0
0-0-0		0-0-0	0-0-0		NEUTRAL		0-0-0		0-0-0		0-0-0
4-5-0		0-3-0	0-0-0		CONFERENCE		0-0-0		4-2-0		0-0-0
2-4-0		0-3-0	0-0-0		HOME		0-0-0		2-1-0		0-0-0
2-1-0		0-0-0	0-0-0		AWAY		0-0-0		2-1-0		0-0-0
0-0-0		0-0-0	0-0-0		NEUTRAL		0-0-0		0-0-0		0-0-0
RPI S	Opponent	Score	RPI S	Opponent	Score	RPI S	Opponent	Score	RPI S	Opponent	Score
14 A	Virginia	3 7	34 A	Old Dominion	8 5	67 A	FGCU	2 5	102 A	Iowa	3 8
14 A	Virginia	4 12	34 A	Old Dominion	4 15	67 A	FGCU	3 8	102 A	Iowa	5 3
14 A	Virginia	2 18	34 A	Old Dominion	2 6	67 A	FGCU	4 13	102 A	Iowa	13 5
21 H	Maryland	1 5				71 A	Fla. Atlantic	2 14	103 A	North Florida	2 1
21 H	Maryland	1 9				79 A	Miami (FL)	17 6	103 A	North Florida	2 13
21 H	Maryland	1 6				79 A	Miami (FL)	4 8	103 A	North Florida	1 15
						79 A	Miami (FL)	0 3	103 A	North Florida	12 4
						89 A	Seton Hall	9 10	119 H	Purdue	7 6
						89 H	Seton Hall	6 9	119 H	Purdue	8 2
									119 H	Purdue	6 7
									135 H	Columbia	7 13
									208 H	Monmouth	6 4
									232 H	Rider	2 7
									254 A	Villanova	2 3
									265 A	USC Upstate	11 3
									265 A	USC Upstate	5 1
									265 A	USC Upstate	10 7
									270 A	Iona	12 3
									276 H	Wagner	9 2
									295 A	Lafayette	28 4
LAST 10 GAMES											
135 H	Columbia	7 13	89 H	Seton Hall	6 9						
102 A	Iowa	13 5	119 H	Purdue	8 2						
102 A	Iowa	5 3	119 H	Purdue	7 6						
102 A	Iowa	3 8	119 H	Purdue	6 7						
89 A	Seton Hall	9 10	295 A	Lafayette	28 4						

Non-Div. I Games:

Rutgers



RPI	S	Opponent	Score	
288	H	Fairleigh Dickinson	22	9
288	H	Fairleigh Dickinson	15	3

Xavier

X  
a  
v  
i  
e  
r

X  
a  
v  
i  
e  
r

Average RPI Win:	171	WON-LOST RECORD	WINNING PCT. RANK	LAST 10 GAMES	STRENGTH OF SCHEDULE	OPP. STRENGTH OF SCHEDULE	TEAM RPI	ADJ RPI	CONF. RPI	ADJ CONF. RPI	
DIV. I ONLY	19-15-0	.55882	102	6-4-0	133	267	107	.52264	107	14	14
DIV. I NON-CONF.	12-6-0	.66667	46	2-0-0	82	292	31	.57138	31	9	9
TOTALS	RPI 1-25	RPI 26-50	W-L RECORDS		RPI 51-100	RPI 101-150	RPI 150+				
19-15-0	0-0-0	0-0-0	OVERALL		4-1-0	4-2-0	11-12-0				
3-6-0	0-0-0	0-0-0	HOME		2-1-0	0-0-0	1-5-0				
14-9-0	0-0-0	0-0-0	AWAY		1-0-0	4-2-0	9-7-0				
2-0-0	0-0-0	0-0-0	NEUTRAL		1-0-0	0-0-0	1-0-0				
12-6-0	0-0-0	0-0-0	NON-CONFERENCE		3-0-0	0-0-0	9-6-0				
1-0-0	0-0-0	0-0-0	HOME		1-0-0	0-0-0	0-0-0				
9-6-0	0-0-0	0-0-	AWAY		1-0-0	0-0-0	8-6-0				
2-0-0	0-0-0	0-0-0	NEUTRAL		1-0-0	0-0-0	1-0-0				
7-9-0	0-0-0	0-0-0	CONFERENCE		1-1-0	4-2-0	2-6-0				
2-6-0	0-0-0	0-0-0	HOME		1-1-0	0-0-0	1-5-0				
5-3-0	0-0-0	0-0-0	AWAY		0-0-0	4-2-0	1-1-0				
0-0-0	0-0-0	0-0-0	NEUTRAL		0-0-0	0-0-0	0-0-0				
RPI	S	Opponent	Score	RPI	S	Opponent	Score	RPI	S	Opponent	Score
						54 A Binghamton	10 2			115 A Dartmouth	2 0
						54 H Binghamton	6 4			115 A Dartmouth	0 5
						59 H Yale	6 4			135 A Columbia	7 8
						59 H Yale	2 7			135 A Columbia	12 6
						82 N Michigan St.	2 1			135 A Columbia	8 7
										135 A Columbia	9 5
										191 A Navy	5 2
										191 A Navy	7 8
										191 A Navy	8 5
										199 H Penn	2 3
										199 H Penn	0 4
										199 H Penn	0 5
										199 H Penn	2 0
										206 A Harvard	9 5
										206 A Harvard	5 7
										209 A Penn St.	2 8
										219 A Georgetown	1 3
										221 A George Mason	9 3
										221 A George Mason	4 11
										221 A George Mason	7 3
										238 H Brown	1 8
										238 H Brown	4 7
										240 A Towson	27 14
										241 N Campbell	3 2
										255 A Richmond	7 8
										256 A Bucknell	5 2
										256 A Bucknell	11 4

Non-Div. I Games:

Cornell

RPI	S	Opponent	Score	
256	A	Bucknell	7	3
256	A	Bucknell	0	1

Cornell

C  
o  
r  
n  
e  
l  
l

C  
o  
r  
n  
e  
l  
l



Average RPI Win:	119	WON-LOST RECORD	WINNING PCT. RANK	LAST 10 GAMES		STRENGTH OF SCHEDULE	OPP. STRENGTH OF SCHEDULE	TEAM RPI	ADJ RPI	CONF. RPI	ADJ CONF. RPI	
DIV. I ONLY		20-20-0	.5	146	6-4-0	83	58	108	.52176	108	5	5
DIV. I NON-CONF.		15-13-0	.53571	125	2-1-0	135	73	103	.52494	103	5	5
<hr/>												
TOTALS	RPI 1-25	RPI 26-50		W-L RECORDS		RPI 51-100		RPI 101-150		RPI 150+		
20-20-0	2-1-0	4-4-0		OVERALL		4-6-0		3-4-0		7-5-0		
12-9-0	2-0-0	1-0-0		HOME		4-6-0		2-2-0		3-1-0		
8-11-0	0-1-0	3-4-0		AWAY		0-0-0		1-2-0		4-4-0		
0-0-0	0-0-0	0-0-0		NEUTRAL		0-0-0		0-0-0		0-0-0		
15-13-0	2-1-0	2-3-0		NON-CONFERENCE		1-0-0		3-4-0		7-5-0		
9-3-0	2-0-0	1-0-0		HOME		1-0-0		2-2-0		3-1-0		
6-10-0	0-1-0	1-0-		AWAY		0-0-0		1-2-0		4-4-0		
0-0-0	0-0-0	0-0-0		NEUTRAL		0-0-0		0-0-0		0-0-0		
5-7-0	0-0-0	2-1-0		CONFERENCE		3-6-0		0-0-0		0-0-0		
3-6-0	0-0-0	0-0-0		HOME		3-6-0		0-0-0		0-0-0		
2-1-0	0-0-0	2-1-0		AWAY		0-0-0		0-0-0		0-0-0		
0-0-0	0-0-0	0-0-0		NEUTRAL		0-0-0		0-0-0		0-0-0		
<hr/>												
RPI S	Opponent	Score	RPI S	Opponent	Score	RPI S	Opponent	Score	RPI S	Opponent	Score	
4 A	Kentucky	7 13	26 A	Indiana	2 3	75 H	Wright St.	4 2	106 H	Xavier	1 9	
4 H	Kentucky	2 1	26 H	Indiana	6 1	78 H	Tulane	2 6	140 A	Col. of Charleston	3 5	
6 H	Louisville	6 3	30 A	South Fla.	3 2	78 H	Tulane	11 1	140 A	Col. of Charleston	5 4	
			30 A	South Fla.	9 3	78 H	Tulane	8 16	140 A	Col. of Charleston	3 4	
			30 A	South Fla.	2 4	83 H	East Carolina	3 14	149 H	Northeastern	10 8	
			44 A	Tennessee	2 6	83 H	East Carolina	0 6	149 H	Northeastern	3 6	
			44 A	Tennessee	2 1	83 H	East Carolina	8 2	149 H	Northeastern	4 2	
			44 A	Tennessee	1 2	96 H	Memphis	5 7	164 A	Ohio St.	7 1	
						96 H	Memphis	5 7	186 A	Arkansas St.	4 5	
						96 H	Memphis	4 3	186 A	Arkansas St.	1 5	
									186 A	Arkansas St.	11 4	
									204 A	Miami (OH)	8 6	
									204 H	Miami (OH)	1 0	
									217 A	Northwestern St.	2 3	
									217 A	Northwestern St.	3 2	
									217 A	Northwestern St.	2 6	
									247 H	Northern Ky.	9 1	
									247 H	Northern Ky.	2 3	
									247 H	Northern Ky.	13 7	
<hr/>												
LAST 10 GAMES												
			83 H	East Carolina	3 14	30 A	South Fla.	2 4				
			83 H	East Carolina	0 6	30 A	South Fla.	3 2				
			83 H	East Carolina	8 2	30 A	South Fla.	9 3				
			75 H	Wright St.	4 2	164 A	Ohio St.	7 1				
			106 H	Xavier	1 9	78 H	Tulane	11 1				

**Non-Div. I Games:**

Cincinnati

[illegible]

**Non-Div. I Games:**

Western Caro.

Average RPI Win: 114		WON-LOST	WINNING	LAST 10	STRENGTH OF		OPP. STRENGTH	TEAM	ADJ	CONF.	ADJ CONF.
Average RPI Loss: 67		RECORD	PCT. RANK	GAMES	SCHEDULE		OF SCHEDULE	RPI	RPI	RPI	RPI
DIV. I ONLY		17-25-0	.40476	222	3-7-0		13	43	110	.52042	110
DIV. I NON-CONF.		12-12-0	.5	146	2-1-0		51	151	128	.50941	128
TOTALS		RPI 1-25	RPI 26-50		W-L RECORDS		RPI 51-100		RPI 101-150		RPI 150+
17-25-0		2-12-0	2-3-0		OVERALL		5-3-0		3-4-0		5-3-0
11-15-0		2-5-0	0-1-0		HOME		2-2-0		2-4-0		5-3-0
6-10-0		0-7-0	2-2-0		AWAY		3-1-0		1-0-0		0-0-0
0-0-0		0-0-0	0-0-0		NEUTRAL		0-0-0		0-0-0		0-0-0
12-12-0		0-2-0	0-2-0		NON-CONFERENCE		4-1-0		3-4-0		5-3-0
8-9-0		0-1-0	0-1-0		HOME		1-0-0		2-4-0		5-3-0
4-3-0		0-1-0	0-0-		AWAY		3-1-0		1-0-0		0-0-0
0-0-0		0-0-0	0-0-0		NEUTRAL		0-0-0		0-0-0		0-0-0
5-13-0		2-10-0	2-1-0		CONFERENCE		1-2-0		0-0-0		0-0-0
3-6-0		2-4-0	0-0-0		HOME		1-2-0		0-0-0		0-0-0
2-7-0		0-6-0	2-1-0		AWAY		0-0-0		0-0-0		0-0-0
0-0-0		0-0-0	0-0-0		NEUTRAL		0-0-0		0-0-0		0-0-0
RPI S	Opponent	Score	RPI S	Opponent	Score	RPI S	Opponent	Score	RPI S	Opponent	Score
2 A	Clemson	7 9	40 A	Mercer	5 6	61 H	Missouri	3 0	106 H	Xavier	7 8
2 H	Clemson	0 4	40 H	Mercer	3 4	61 H	Missouri	1 6	106 H	Xavier	11 6
12 A	Arkansas	4 14	44 A	Tennessee	7 5	61 H	Missouri	5 8	140 H	Col. of Charleston	9 8
12 A	Arkansas	3 11	44 A	Tennessee	3 1	64 A	Georgia Tech	7 5	140 H	Col. of Charleston	3 9
12 A	Arkansas	4 5	44 A	Tennessee	5 6	64 H	Georgia Tech	5 1	140 H	Col. of Charleston	6 15
17 A	LSU	6 7				70 A	Ga. Southern	1 2	144 A	Kennesaw St.	9 6
17 A	LSU	9 22				70 A	Ga. Southern	7 0	144 H	Kennesaw St.	4 5
17 A	LSU	1 5				70 A	Ga. Southern	4 3	179 H	Presbyterian	8 7
19 H	Vanderbilt	1 8							192 H	UAB	1 0
19 H	Vanderbilt	5 10							192 H	UAB	1 2
19 H	Vanderbilt	1 0							192 H	UAB	2 0
25 H	Auburn	4 1							232 H	Rider	9 3
25 H	Auburn	1 2							232 H	Rider	3 8
25 H	Auburn	1 4							232 H	Rider	4 11
									287 H	Savannah St.	12 3
LAST 10 GAMES											
64 A	Georgia Tech	7 5	12 A	Arkansas	3 11						
19 H	Vanderbilt	5 10	12 A	Arkansas	4 5						
19 H	Vanderbilt	1 0	12 A	Arkansas	4 14						
19 H	Vanderbilt	1 8	64 H	Georgia Tech	5 1						
2 A	Clemson	7 9	61 H	Missouri	1 6						

Non-Div. I Games:

Georgia

Average RPI Win:	130	WON-LOST RECORD	WINNING PCT. RANK	LAST 10 GAMES	STRENGTH OF SCHEDULE	OPP. STRENGTH OF SCHEDULE	TEAM RPI	ADJ RPI	CONF. RPI	ADJ CONF. RPI				
DIV. I ONLY		18-20-0	.47368	171	6-4-0	39	95	111	.52039	111	8	8		
DIV. I NON-CONF.		14-15-0	.48276	167	4-2-0	17	108	87	.53295	87	8	8		
<hr/>														
TOTALS	RPI 1-25	RPI 26-50		W-L RECORDS		RPI 51-100		RPI 101-150		RPI 150+				
18-20-0	1-5-0	0-0-0		OVERALL		5-7-0		5-4-0		7-4-0				
14-9-0	1-2-0	0-0-0		HOME		3-2-0		5-4-0		5-1-0				
4-11-0	0-3-0	0-0-0		AWAY		2-5-0		0-0-0		2-3-0				
0-0-0	0-0-0	0-0-0		NEUTRAL		0-0-0		0-0-0		0-0-0				
14-15-0	0-3-0	0-0-0		NON-CONFERENCE		5-7-0		3-3-0		6-2-0				
11-6-0	0-0-0	0-0-0		HOME		3-2-0		3-3-0		5-1-0				
3-9-0	0-3-0	0-0-		AWAY		2-5-0		0-0-0		1-1-0				
0-0-0	0-0-0	0-0-0		NEUTRAL		0-0-0		0-0-0		0-0-0				
4-5-0	1-2-0	0-0-0		CONFERENCE		0-0-0		2-1-0		1-2-0				
3-3-0	1-2-0	0-0-0		HOME		0-0-0		2-1-0		0-0-0				
1-2-0	0-0-0	0-0-0		AWAY		0-0-0		0-0-0		1-2-0				
0-0-0	0-0-0	0-0-0		NEUTRAL		0-0-0		0-0-0		0-0-0				
RPI	S	Opponent	Score		RPI	S	Opponent	Score		RPI	S	Opponent	Score	
4	A	Kentucky	1	2						62	A	BYU	6	7
4	A	Kentucky	2	3						62	A	BYU	3	17
4	A	Kentucky	1	12						62	A	BYU	8	14
23	H	Long Beach St.	3	2						62	A	BYU	10	8
23	H	Long Beach St.	3	9						69	H	Gonzaga	1	4
23	H	Long Beach St.	2	5						74	A	Loyola Marymount	2	8
										74	A	Loyola Marymount	6	3
										74	A	Loyola Marymount	0	1
										78	H	Tulane	14	1
										78	H	Tulane	7	4
										78	H	Tulane	6	5
										81	H	Saint Mary's (CA)	1	4

Non-Div. I Games:

UC Santa Barbara

Average RPI Win: 157		WON-LOST RECORD	WINNING PCT. RANK	LAST 10 GAMES	STRENGTH OF SCHEDULE	OPP. STRENGTH OF SCHEDULE	TEAM RPI	ADJ RPI	CONF. RPI	ADJ CONF. RPI					
Average RPI Loss: 126															
DIV. I ONLY		23-17-0	.575 93	7-3-0	137	127	112	.51972 112	9	9					
DIV. I NON-CONF.		14-7-0	.66667 46	3-1-0	188	138	94	.52865 94	10	10					
<hr/>															
TOTALS		RPI 1-25		RPI 26-50		W-L RECORDS		RPI 51-100		RPI 101-150		RPI 150+			
23-17-0		1-0-0		1-2-0		OVERALL		3-5-0		6-5-0		12-5-0			
12-8-0		0-0-0		1-2-0		HOME		2-2-0		2-2-0		7-2-0			
10-7-0		1-0-0		0-0-0		AWAY		0-1-0		4-3-0		5-3-0			
1-2-0		0-0-0		0-0-0		NEUTRAL		1-2-0		0-0-0		0-0-0			
14-7-0		1-0-0		0-0-0		NON-CONFERENCE		2-2-0		5-3-0		6-2-0			
7-4-0		0-0-0		0-0-0		HOME		1-0-0		2-2-0		4-2-0			
6-2-0		1-0-0		0-0-		AWAY		0-1-0		3-1-0		2-0-0			
1-1-0		0-0-0		0-0-0		NEUTRAL		1-1-0		0-0-0		0-0-0			
9-10-0		0-0-0		1-2-0		CONFERENCE		1-3-0		1-2-0		6-3-0			
5-4-0		0-0-0		1-2-0		HOME		1-2-0		0-0-0		3-0-0			
4-5-0		0-0-0		0-0-0		AWAY		0-0-0		1-2-0		3-3-0			
0-1-0		0-0-0		0-0-0		NEUTRAL		0-1-0		0-0-0		0-0-0			
RPI S	Opponent	Score		RPI S	Opponent	Score		RPI S	Opponent	Score					
25 A	Auburn	5	2	49 H	Louisiana	5	6	53 N	South Ala.	4	6	106 H	Xavier	2	8
				49 H	Louisiana	2	7	55 N	Southeastern La.	4	5	106 H	Xavier	5	2
				49 H	Louisiana	7	5	70 H	Ga. Southern	4	0	106 H	Xavier	2	6
								70 H	Ga. Southern	3	5	106 H	Xavier	2	1
								70 H	Ga. Southern	3	6	116 A	Jacksonville St.	10	5
								89 N	Seton Hall	6	3	118 A	UT Arlington	2	5
								97 A	Samford	3	4	118 A	UT Arlington	13	5
								97 H	Samford	9	2	118 A	UT Arlington	6	9
												136 A	New Orleans	4	3
												136 A	New Orleans	12	9
												136 A	New Orleans	2	3
												169 H	Texas St.	4	3
												169 H	Texas St.	6	3
												169 H	Texas St.	4	0
												188 A	Alabama St.	6	4
												192 A	UAB	4	2
												192 H	UAB	1	6
												193 H	Alabama	12	11
												215 A	Georgia St.	3	9
												215 A	Georgia St.	5	3
												215 A	Georgia St.	2	3
												229 A	Little Rock	6	3
												229 A	Little Rock	7	6
												229 A	Little Rock	3	10
												272 H	Hofstra	7	1
												272 H	Hofstra	16	7
												272 H	Hofstra	5	9

Non-Div. I Games:

Troy

RPI	S	Opponent	Score	
272	H	Hofstra	4	0

Troy

T  
r  
o  
y

T  
r  
o  
y

Average RPI Win: 197		WON-LOST	WINNING	LAST 10	STRENGTH OF		OPP. STRENGTH	TEAM	ADJ	CONF.	ADJ CONF.	
Average RPI Loss: 65		RECORD	PCT. RANK	GAMES	SCHEDULE		OF SCHEDULE	RPI	RPI	RPI	RPI	
DIV. I ONLY		23-16-0	.58974	83	6-3-0		166	124	113	.51931	113	
DIV. I NON-CONF.		12-15-0	.44444	193	0-2-0		138	26	166	.49207	166	
TOTALS		RPI 1-25	RPI 26-50		W-L RECORDS		RPI 51-100		RPI 101-150		RPI 150+	
23-16-0		0-5-0	1-4-0		OVERALL		4-2-0		3-4-0		15-1-0	
15-5-0		0-1-0	0-1-0		HOME		3-1-0		2-2-0		10-0-0	
8-9-0		0-3-0	1-2-0		AWAY		1-1-0		1-2-0		5-1-0	
0-2-0		0-1-0	0-1-0		NEUTRAL		0-0-0		0-0-0		0-0-0	
12-15-0		0-5-0	1-4-0		NON-CONFERENCE		4-2-0		3-4-0		4-0-0	
9-5-0		0-1-0	0-1-0		HOME		3-1-0		2-2-0		4-0-0	
3-8-0		0-3-0	1-0-		AWAY		1-1-0		1-2-0		0-0-0	
0-2-0		0-1-0	0-1-0		NEUTRAL		0-0-0		0-0-0		0-0-0	
11-1-0		0-0-0	0-0-0		CONFERENCE		0-0-0		0-0-0		11-1-0	
6-0-0		0-0-0	0-0-0		HOME		0-0-0		0-0-0		6-0-0	
5-1-0		0-0-0	0-0-0		AWAY		0-0-0		0-0-0		5-1-0	
0-0-0		0-0-0	0-0-0		NEUTRAL		0-0-0		0-0-0		0-0-0	
RPI S	Opponent	Score		RPI S	Opponent	Score		RPI S	Opponent	Score		
5 A	Texas Tech	1	16	33 A	Utah	1	5	59 H	Yale	7	3	
5 H	Texas Tech	4	15	33 A	Utah	3	0	59 H	Yale	18	5	
5 N	Texas Tech	4	6	33 A	Utah	1	5	59 H	Yale	1	3	
9 A	Arizona	2	11	42 H	New Mexico	3	5	59 H	Yale	16	5	
9 A	Arizona	3	6	42 N	New Mexico	2	8	62 A	BYU	8	6	
								100 A	Arizona St.	5	12	
									111 A	UC Santa Barbara	7	3
									111 A	UC Santa Barbara	0	8
									111 A	UC Santa Barbara	2	7
									129 H	Bryant	7	13
									129 H	Bryant	20	7
									129 H	Bryant	3	6
									129 H	Bryant	4	3
									210 A	Sacramento St.	1	2
									210 A	Sacramento St.	5	2
									210 A	Sacramento St.	8	4
									230 H	UTRGV	10	2
									230 H	UTRGV	7	4
									230 H	UTRGV	15	5
									249 H	Northern Colo.	7	4
									249 H	Northern Colo.	6	2
									249 H	Northern Colo.	10	3
									281 A	Seattle U	6	2
									281 A	Seattle U	8	5
									281 A	Seattle U	6	4
									296 H	Mt. St. Mary's	29	1
									296 H	Mt. St. Mary's	6	3
									296 H	Mt. St. Mary's	25	4
									296 H	Mt. St. Mary's	13	2
LAST 10 GAMES												
9 A	Arizona	2	11	210 A	Sacramento St.	5	2	210 A	Sacramento St.	1	2	
249 H	Northern Colo.	6	2	210 A	Sacramento St.	8	4	210 A	Sacramento St.	8	4	
249 H	Northern Colo.	7	4	210 A	Sacramento St.	15	5	230 H	UTRGV	15	5	
249 H	Northern Colo.	10	3	230 H	UTRGV	7	4	230 H	UTRGV	7	4	
5 N	Texas Tech	4	6									

Non-Div. I Games: Benedictine Mesa 8 6 Sul Ross St. 19 9 Benedictine Mesa 10 7 New Mexico St.

Average RPI Win:	150	WON-LOST RECORD	WINNING PCT. RANK	LAST 10 GAMES	STRENGTH OF SCHEDULE	OPP. STRENGTH OF SCHEDULE	TEAM RPI	ADJ RPI	CONF. RPI	ADJ CONF. RPI	
DIV. I ONLY		20-21-0	.4878 156	4-6-0	70	134	114	.51809 114	6	6	
DIV. I NON-CONF.		12-11-0	.52174 134	2-2-0	132	202	129	.50924 129	6	6	
<hr/>											
TOTALS	RPI 1-25	RPI 26-50		W-L RECORDS	RPI 51-100		RPI 101-150		RPI 150+		
20-21-0	0-2-0	1-3-0		OVERALL	6-6-0		4-5-0		9-5-0		
12-8-0	0-1-0	0-0-0		HOME	4-3-0		2-2-0		6-2-0		
8-12-0	0-1-0	1-3-0		AWAY	2-3-0		2-3-0		3-2-0		
0-1-0	0-0-0	0-0-0		NEUTRAL	0-0-0		0-0-0		0-1-0		
12-11-0	0-2-0	0-1-0		NON-CONFERENCE	2-1-0		3-3-0		7-4-0		
8-3-0	0-1-0	0-0-0		HOME	1-0-0		1-0-0		6-2-0		
4-7-0	0-1-0	0-0-		AWAY	1-1-0		2-3-0		1-1-0		
0-1-0	0-0-0	0-0-0		NEUTRAL	0-0-0		0-0-0		0-1-0		
8-10-0	0-0-0	1-2-0		CONFERENCE	4-5-0		1-2-0		2-1-0		
4-5-0	0-0-0	0-0-0		HOME	3-3-0		1-2-0		0-0-0		
4-5-0	0-0-0	1-2-0		AWAY	1-2-0		0-0-0		2-1-0		
0-0-0	0-0-0	0-0-0		NEUTRAL	0-0-0		0-0-0		0-0-0		
RPI S	Opponent	Score	RPI S	Opponent	Score	RPI S	Opponent	Score	RPI S	Opponent	Score
8 A	West Virginia	7 14	27 A	Southern Miss.	3 5	64 A	Georgia Tech	3 11	101 H	Middle Tenn.	6 8
8 H	West Virginia	4 8	27 A	Southern Miss.	3 13	71 A	Fla. Atlantic	3 7	101 H	Middle Tenn.	4 6
			27 A	Southern Miss.	8 7	71 A	Fla. Atlantic	7 0	101 H	Middle Tenn.	8 6
			44 A	Tennessee	1 7	71 A	Fla. Atlantic	6 12	109 A	Western Caro.	0 8
						76 H	FIU	5 11	109 A	Western Caro.	15 20
						76 H	FIU	3 4	109 A	Western Caro.	10 6
						76 H	FIU	22 6	120 A	Virginia Tech	0 7
						91 A	Morehead St.	13 11	120 H	Virginia Tech	3 1
						91 H	Morehead St.	4 3	144 A	Kennesaw St.	7 4
						93 H	UTSA	3 2	162 A	ETSU	9 3
						93 H	UTSA	12 11	187 H	Niagara	3 9
						93 H	UTSA	2 4	187 H	Niagara	5 4
									187 H	Niagara	9 6
									192 A	UAB	5 2
									192 A	UAB	2 1
									192 A	UAB	3 4
									213 H	Eastern Ky.	3 6
									215 A	Georgia St.	3 8
									218 H	Ohio	12 9
									218 N	Ohio	10 11
									283 H	Lehigh	3 0
									283 H	Lehigh	6 4
									283 H	Lehigh	10 6
<hr/>											
			LAST 10 GAMES								
91 A	Morehead St.	13 11	8 H	West Virginia	4 8	71 A	Fla. Atlantic	7 0	283 H	Lehigh	10 6
76 H	FIU	3 4	71 A	Fla. Atlantic	6 12	71 A	Fla. Atlantic	3 7			
76 H	FIU	5 11	71 A	Fla. Atlantic	3 7						
76 H	FIU	22 6									
218 N	Ohio	10 11	218 H	Ohio	12 9						

**Non-Div. I Games:**

Marshall



Average RPI Win:	145	WON-LOST	WINNING	LAST 10	STRENGTH OF	OPP. STRENGTH	TEAM	ADJ	CONF.	ADJ CONF.				
Average RPI Loss:	134	RECORD	PCT. RANK	GAMES	SCHEDULE	OF SCHEDULE	RPI	RPI	RPI	RPI				
DIV. I ONLY	18-15-1	.54412	114	5-4-1	184	85	115	.51708	115	14	14			
DIV. I NON-CONF.	9-8-1	.52778	127	1-0-1	182	27	91	.5293	91	9	9			
<hr/>														
TOTALS	RPI 1-25	RPI 26-50		W-L RECORDS		RPI 51-100		RPI 101-150		RPI 150+				
18-15-1	0-0-0	2-1-0		OVERALL		4-5-0		4-2-0		8-7-1				
6-4-0	0-0-0	0-0-0		HOME		1-0-0		1-1-0		4-3-0				
10-10-1	0-0-0	2-1-0		AWAY		3-5-0		2-0-0		3-4-1				
2-1-0	0-0-0	0-0-0		NEUTRAL		0-0-0		1-1-0		1-0-0				
<hr/>														
9-8-1	0-0-0	2-1-0		NON-CONFERENCE		3-2-0		1-1-0		3-4-1				
1-1-0	0-0-0	0-0-0		HOME		1-0-0		0-0-0		0-1-0				
6-6-1	0-0-0	2-0-		AWAY		2-2-0		0-0-0		2-3-1				
2-1-0	0-0-0	0-0-0		NEUTRAL		0-0-0		1-1-0		1-0-0				
<hr/>														
9-7-0	0-0-0	0-0-0		CONFERENCE		1-3-0		3-1-0		5-3-0				
5-3-0	0-0-0	0-0-0		HOME		0-0-0		1-1-0		4-2-0				
4-4-0	0-0-0	0-0-0		AWAY		1-3-0		2-0-0		1-1-0				
0-0-0	0-0-0	0-0-0		NEUTRAL		0-0-0		0-0-0		0-0-0				
<hr/>														
RPI	S	Opponent	Score	RPI	S	Opponent	Score	RPI	S	Opponent	Score			
				29	A	UCF	4 3	59	A	Yale	0 8			
				29	A	UCF	0 15	59	A	Yale	1 6			
				29	A	UCF	4 1	59	A	Yale	7 2			
								59	A	Yale	3 11			
								73	A	Bethune-Cookman	2 9			
								79	A	Miami (FL)	1 0			
								79	A	Miami (FL)	2 3			
								79	A	Miami (FL)	5 0			
								88	H	Boston College	8 3			
											107	H	Cornell	5 0
											107	H	Cornell	0 2
											135	A	Columbia	6 2
											135	A	Columbia	9 2
											150	N	St. Bonaventure	13 1
											150	N	St. Bonaventure	7 8
											155	H	UMass Lowell	5 9
											171	A	Holy Cross	2 5
											180	H	Princeton	2 4
											180	H	Princeton	7 6
											182	N	Eastern Mich.	8 4
											199	A	Penn	6 7
											199	A	Penn	9 5
											226	A	The Citadel	10 9
											226	A	The Citadel	7 8
											226	A	The Citadel	4 5
											226	A	The Citadel	7 2
											235	A	Siena	9 9
											238	H	Brown	5 1
											238	H	Brown	8 9
											238	H	Brown	3 1
											238	H	Brown	7 1
<hr/>														
LAST 10 GAMES														
				235	A	Siena	9 9	88	H	Boston College	8 3			
				59	A	Yale	0 8	238	H	Brown	3 1			
				59	A	Yale	3 11	238	H	Brown	8 9			
				59	A	Yale	7 2	238	H	Brown	5 1			
				59	A	Yale	1 6	238	H	Brown	7 1			

Non-Div. I Games: Chicago 19 11 Southern Me. 9 1

Dartmouth

Average RPI Win:	164	WON-LOST RECORD	WINNING PCT. RANK	LAST 10 GAMES	STRENGTH OF SCHEDULE	OPP. STRENGTH OF SCHEDULE	TEAM RPI	ADJ RPI	CONF. RPI	ADJ CONF. RPI		
DIV. I ONLY		20-18-0	.52632	123	4-6-0	156	135	116	.51696	116	16	16
DIV. I NON-CONF.		12-8-0	.6	87	1-2-0	139	113	59	.54782	59	19	19
<hr/>												
TOTALS	RPI 1-25	RPI 26-50		W-L RECORDS		RPI 51-100		RPI 101-150		RPI 150+		
20-18-0	0-1-0	0-0-0		OVERALL		6-4-0		2-8-0		12-5-0		
8-6-0	0-0-0	0-0-0		HOME		3-1-0		1-3-0		4-2-0		
12-12-0	0-1-0	0-0-0		AWAY		3-3-0		1-5-0		8-3-0		
0-0-0	0-0-0	0-0-0		NEUTRAL		0-0-0		0-0-0		0-0-0		
12-8-0	0-1-0	0-0-0		NON-CONFERENCE		4-3-0		0-1-0		8-3-0		
3-2-0	0-0-0	0-0-0		HOME		1-0-0		0-1-0		2-1-0		
9-6-0	0-1-0	0-0-		AWAY		3-3-0		0-0-0		6-2-0		
0-0-0	0-0-0	0-0-0		NEUTRAL		0-0-0		0-0-0		0-0-0		
8-10-0	0-0-0	0-0-0		CONFERENCE		2-1-0		2-7-0		4-2-0		
5-4-0	0-0-0	0-0-0		HOME		2-1-0		1-2-0		2-1-0		
3-6-0	0-0-0	0-0-0		AWAY		0-0-0		1-5-0		2-1-0		
0-0-0	0-0-0	0-0-0		NEUTRAL		0-0-0		0-0-0		0-0-0		
RPI	S	Opponent	Score	RPI	S	Opponent	Score	RPI	S	Opponent	Score	
25	A	Auburn	1 10					57	A	DBU	6 10	
								57	A	DBU	11 14	
								57	A	DBU	7 3	
								76	A	FIU	12 6	
								76	A	FIU	6 5	
								76	A	FIU	0 5	
								95	H	Tennessee Tech	7 2	
								95	H	Tennessee Tech	8 3	
								95	H	Tennessee Tech	6 22	
								97	H	Samford	9 5	

Non-Div. I Games:

Jacksonville St.

William & Mary

William & Mary

RPI	S	Opponent	Score	
295	H	Lafayette	16	1
295	H	Lafayette	5	4

William & Mary

W  
i  
l  
l  
i  
a  
m  
&  
M  
a  
r  
y

W  
i  
l  
l  
i  
a  
m  
&  
M  
a  
r  
y

Average RPI Win:		174	WON-LOST RECORD		WINNING PCT. RANK		LAST 10 GAMES		STRENGTH OF SCHEDULE		OPP. STRENGTH OF SCHEDULE		TEAM RPI	ADJ RPI		CONF. RPI	ADJ CONF. RPI	
DIV. I ONLY			23-17-0		.575		93		163		98		118	.51522		118	9	9
DIV. I NON-CONF.			10-12-0		.45455		185		93		67		147	.50266		147	10	10
TOTALS		RPI 1-25		RPI 26-50		W-L RECORDS		RPI 51-100		RPI 101-150		RPI 150+						
23-17-0		1-2-0		1-3-0		OVERALL		1-5-0		7-3-0		13-4-0						
8-12-0		0-2-0		1-3-0		HOME		1-3-0		2-1-0		4-3-0						
13-4-0		0-0-0		0-0-0		AWAY		0-2-0		4-1-0		9-1-0						
2-1-0		1-0-0		0-0-0		NEUTRAL		0-0-0		1-1-0		0-0-0						
10-12-0		1-2-0		1-3-0		NON-CONFERENCE		0-3-0		2-2-0		6-2-0						
3-8-0		0-2-0		1-3-0		HOME		0-1-0		0-0-0		2-2-0						
5-3-0		0-0-0		0-0-		AWAY		0-2-0		1-1-0		4-0-0						
2-1-0		1-0-0		0-0-0		NEUTRAL		0-0-0		1-1-0		0-0-0						
13-5-0		0-0-0		0-0-0		CONFERENCE		1-2-0		5-1-0		7-2-0						
5-4-0		0-0-0		0-0-0		HOME		1-2-0		2-1-0		2-1-0						
8-1-0		0-0-0		0-0-0		AWAY		0-0-0		3-0-0		5-1-0						
0-0-0		0-0-0		0-0-0		NEUTRAL		0-0-0		0-0-0		0-0-0						
RPI	S	Opponent		Score		RPI	S	Opponent		Score		RPI	S	Opponent		Score		
5	N	Texas Tech		5	1	37	H	Louisiana Tech		1	3	57	A	DBU		7	12	
11	H	TCU		4	5	37	H	Louisiana Tech		3	7	57	H	DBU		7	9	
11	H	TCU		2	7	37	H	Louisiana Tech		4	6	70	H	Ga. Southern		3	2	
						43	H	Texas A&M		3	2	70	H	Ga. Southern		3	4	
												70	H	Ga. Southern		5	9	
												85	A	Sam Houston St.		2	14	
														112 H Troy		5	2	
														112 H Troy		5	13	
														112 H Troy		9	6	
														121 A SFA		1	2	
														121 A SFA		7	4	
														130 N Southeast Mo. St.		5	3	
														130 N Southeast Mo. St.		3	4	
														148 A Appalachian St.		6	5	
														148 A Appalachian St.		5	2	
														148 A Appalachian St.		18	1	
														212 A A&M-Corpus Christi		8	6	
														212 A A&M-Corpus Christi		7	3	
														212 A A&M-Corpus Christi		4	2	
														215 A Georgia St.		7	1	
														215 A Georgia St.		10	7	
														215 A Georgia St.		1	2	
														229 H Little Rock		2	0	
														229 H Little Rock		10	5	
														229 H Little Rock		4	9	
														234 A La.-Monroe		10	3	
														234 A La.-Monroe		6	4	
														234 A La.-Monroe		10	2	
														248 H Milwaukee		2	5	
														248 H Milwaukee		5	4	
														248 H Milwaukee		8	5	
														251 A Abilene Christian		5	4	
														251 H Abilene Christian		1	9	
				LAST 10 GAMES														
				234 A	La.-Monroe	10	3	229 H	Little Rock	4	9	248 H	Milwaukee	2	5			
				234 A	La.-Monroe	10	2	229 H	Little Rock	2	0	248 H	Milwaukee	5	4			
				234 A	La.-Monroe	6	4	148 A	Appalachian St.	6	5	248 H	Milwaukee	8	5			
				43 H	Texas A&M	3	2	148 A	Appalachian St.	5	2	251 A	Abilene Christian	5	4			
				229 H	Little Rock	10	5	148 A	Appalachian St.	18	1	251 H	Abilene Christian	1	9			

Non-Div. I Games:

UT Arlington



RPI	S	Opponent	Score	
185	H	Indiana St.	2	5
229	A	Little Rock	0	13
229	A	Little Rock	6	4
229	A	Little Rock	0	2
266	A	Santa Clara	12	4
266	A	Santa Clara	10	5
266	A	Santa Clara	3	0
266	A	Santa Clara	8	7
299	H	Fort Wayne	18	0

Purdue

P  
u  
r  
d  
u  
e

P  
u  
r  
d  
u  
e

Average RPI Win:	146	WON-LOST RECORD	WINNING PCT. RANK	LAST 10 GAMES	STRENGTH OF SCHEDULE	OPP. STRENGTH OF SCHEDULE	TEAM RPI	ADJ RPI	CONF. RPI	ADJ CONF. RPI		
DIV. I ONLY		20-23-0	.46512	180	3-7-0	77	44	120	.51485	120	3	3
DIV. I NON-CONF.		12-10-0	.54545	115	1-2-0	156	175	131	.50772	131	4	4
<hr/>												
TOTALS	RPI 1-25	RPI 26-50		W-L RECORDS		RPI 51-100		RPI 101-150		RPI 150+		
20-23-0	3-7-0	0-0-0		OVERALL		4-9-0		3-4-0		10-3-0		
12-11-0	3-4-0	0-0-0		HOME		4-6-0		2-0-0		3-1-0		
8-12-0	0-3-0	0-0-0		AWAY		0-3-0		1-4-0		7-2-0		
0-0-0	0-0-0	0-0-0		NEUTRAL		0-0-0		0-0-0		0-0-0		
12-10-0	0-1-0	0-0-0		NON-CONFERENCE		0-4-0		2-2-0		10-3-0		
5-6-0	0-1-0	0-0-0		HOME		0-4-0		2-0-0		3-1-0		
7-4-0	0-0-0	0-0-		AWAY		0-0-0		0-2-0		7-2-0		
0-0-0	0-0-0	0-0-0		NEUTRAL		0-0-0		0-0-0		0-0-0		
8-13-0	3-6-0	0-0-0		CONFERENCE		4-5-0		1-2-0		0-0-0		
7-5-0	3-3-0	0-0-0		HOME		4-2-0		0-0-0		0-0-0		
1-8-0	0-3-0	0-0-0		AWAY		0-3-0		1-2-0		0-0-0		
0-0-0	0-0-0	0-0-0		NEUTRAL		0-0-0		0-0-0		0-0-0		
RPI	S	Opponent	Score	RPI	S	Opponent	Score	RPI	S	Opponent	Score	
2	A	Clemson	3 6					54	H	Binghamton	5 6	
2	A	Clemson	3 8					54	H	Binghamton	1 2	
2	A	Clemson	1 12					54	H	Binghamton	5 12	
8	H	West Virginia	6 8					54	H	Binghamton	8 9	
14	H	Virginia	2 3					64	H	Georgia Tech	8 4	
14	H	Virginia	7 5					64	H	Georgia Tech	3 13	
14	H	Virginia	9 10					64	H	Georgia Tech	4 6	
24	H	Florida St.	17 0					86	A	Pittsburgh	2 8	
24	H	Florida St.	13 12					86	A	Pittsburgh	5 9	
24	H	Florida St.	2 9					86	A	Pittsburgh	2 3	
								88	H	Boston College	10 6	
								88	H	Boston College	16 4	
								88	H	Boston College	4 3	

Non-Div. I Games:

Virginia Tech



SFA

Average RPI Win:		202	WON-LOST		WINNING		LAST 10		STRENGTH OF		OPP. STRENGTH		TEAM	ADJ		CONF.	ADJ CONF.
Average RPI Loss:		101	RECORD		PCT. RANK		GAMES		SCHEDULE		OF SCHEDULE		RPI	RPI		RPI	RPI
DIV. I ONLY			25-18-0		.5814 88		6-4-0		187		132		121	.51292 121		13	13
DIV. I NON-CONF.			11-13-0		.45833 184		1-2-0		200		135		201	.47352 201		14	14
TOTALS		RPI 1-25		RPI 26-50		W-L RECORDS		RPI 51-100		RPI 101-150		RPI 150+					
25-18-0		1-4-0		1-2-0		OVERALL		2-4-0		3-5-0		18-3-0					
18-4-0		0-0-0		1-0-0		HOME		2-1-0		2-2-0		13-1-0					
7-14-0		1-4-0		0-2-0		AWAY		0-3-0		1-3-0		5-2-0					
0-0-0		0-0-0		0-0-0		NEUTRAL		0-0-0		0-0-0		0-0-0					
11-13-0		1-1-0		1-2-0		NON-CONFERENCE		0-3-0		2-5-0		7-2-0					
10-3-0		0-0-0		1-0-0		HOME		0-0-0		2-2-0		7-1-0					
1-10-0		1-1-0		0-0-		AWAY		0-3-0		0-3-0		0-1-0					
0-0-0		0-0-0		0-0-0		NEUTRAL		0-0-0		0-0-0		0-0-0					
14-5-0		0-3-0		0-0-0		CONFERENCE		2-1-0		1-0-0		11-1-0					
8-1-0		0-0-0		0-0-0		HOME		2-1-0		0-0-0		6-0-0					
6-4-0		0-3-0		0-0-0		AWAY		0-0-0		1-0-0		5-1-0					
0-0-0		0-0-0		0-0-0		NEUTRAL		0-0-0		0-0-0		0-0-0					
RPI	S	Opponent		Score		RPI	S	Opponent		Score		RPI	S	Opponent		Score	
11	A	TCU		6	2	37	A	Louisiana Tech		8	10	85	H	Sam Houston St.		5	1
15	A	Baylor		1	2	37	H	Louisiana Tech		6	2	85	H	Sam Houston St.		2	3
22	A	McNeese		4	8	43	A	Texas A&M		5	6	85	H	Sam Houston St.		12	2
22	A	McNeese		1	4							93	A	UTSA		1	14
22	A	McNeese		1	11							93	A	UTSA		5	10
												93	A	UTSA		5	9
														124 A Houston Baptist		9	2
														130 H Southeast Mo. St.		3	2
														130 H Southeast Mo. St.		1	3
														212 A A&M-Corpus Christi		5	8
														212 A A&M-Corpus Christi		5	1
														212 A A&M-Corpus Christi		9	4
														217 H Northwestern St.		5	2
														217 H Northwestern St.		3	2
														217 H Northwestern St.		7	2
														229 A Little Rock		4	10
														229 H Little Rock		6	4
														229 H Little Rock		3	8
														229 H Little Rock		5	2
														251 H Abilene Christian		4	2
														251 H Abilene Christian		14	6
														251 H Abilene Christian		11	8
														261 A Incarnate Word		19	6
														261 A Incarnate Word		22	3
														261 A Incarnate Word		21	8
														268 H Texas Southern		7	0
														268 H Texas Southern		14	0
														278 H Ark.-Pine Bluff		6	5
				LAST 10 GAMES													
11	A	TCU		6	2	85	H	Sam Houston St.		12	2	261	A	Incarnate Word		22	3
212	A	A&M-Corpus Christi		5	1	85	H	Sam Houston St.		5	1	261	A	Incarnate Word		21	8
212	A	A&M-Corpus Christi		5	8	85	H	Sam Houston St.		2	3	268	H	Texas Southern		7	0
212	A	A&M-Corpus Christi		9	4	229	A	Little Rock		4	10	268	H	Texas Southern		14	0
15	A	Baylor		1	2	217	H	Northwestern St.		3	2	278	H	Ark.-Pine Bluff		6	5

Non-Div. I Games:

SFA

RPI	S	Opponent	Score	
282	H	Grambling	9	2
297	H	Mississippi Val.	8	2

**SFA**

Average RPI Win:	165	WON-LOST RECORD	WINNING PCT. RANK	LAST 10 GAMES	STRENGTH OF SCHEDULE	OPP. STRENGTH OF SCHEDULE	TEAM RPI	ADJ RPI	CONF. RPI	ADJ CONF. RPI		
DIV. I ONLY		22-21-0	.51163	145	6-4-0	81	64	122	.51291	122	3	3
DIV. I NON-CONF.		14-8-0	.63636	65	3-0-0	196	181	136	.50507	136	4	4
<hr/>												
TOTALS	RPI 1-25	RPI 26-50		W-L RECORDS		RPI 51-100		RPI 101-150		RPI 150+		
22-21-0	3-8-0	0-0-0		OVERALL		3-11-0		2-1-0		14-1-0		
17-10-0	1-2-0	0-0-0		HOME		2-6-0		2-1-0		12-1-0		
5-7-0	2-4-0	0-0-0		AWAY		1-3-0		0-0-0		2-0-0		
0-4-0	0-2-0	0-0-0		NEUTRAL		0-2-0		0-0-0		0-0-0		
14-8-0	0-2-0	0-0-0		NON-CONFERENCE		0-5-0		0-0-0		14-1-0		
12-3-0	0-0-0	0-0-0		HOME		0-2-0		0-0-0		12-1-0		
2-1-0	0-0-0	0-0-		AWAY		0-1-0		0-0-0		2-0-0		
0-4-0	0-2-0	0-0-0		NEUTRAL		0-2-0		0-0-0		0-0-0		
8-13-0	3-6-0	0-0-0		CONFERENCE		3-6-0		2-1-0		0-0-0		
5-7-0	1-2-0	0-0-0		HOME		2-4-0		2-1-0		0-0-0		
3-6-0	2-4-0	0-0-0		AWAY		1-2-0		0-0-0		0-0-0		
0-0-0	0-0-0	0-0-0		NEUTRAL		0-0-0		0-0-0		0-0-0		
RPI	S	Opponent	Score	RPI	S	Opponent	Score	RPI	S	Opponent	Score	
1	N	Oregon St.	3 6					65	A	Liberty	4 8	
1	N	Oregon St.	2 11					69	N	Gonzaga	1 4	
6	A	Louisville	0 10					69	N	Gonzaga	1 6	
6	A	Louisville	5 3					79	A	Miami (FL)	7 9	
6	A	Louisville	5 7					79	A	Miami (FL)	5 2	
10	H	Wake Forest	4 8					79	A	Miami (FL)	0 7	
10	H	Wake Forest	7 3					83	H	East Carolina	4 9	
10	H	Wake Forest	2 11					86	H	Pittsburgh	2 6	
14	A	Virginia	6 13					86	H	Pittsburgh	14 0	
14	A	Virginia	6 13					86	H	Pittsburgh	8 9	
14	A	Virginia	19 3					88	H	Boston College	1 3	
								88	H	Boston College	6 15	
								88	H	Boston College	9 2	
								99	H	Southern California	0 2	
						</						

Non-Div. I Games:

Duke

Average RPI Win:	155	WON-LOST RECORD	WINNING PCT. RANK	LAST 10 GAMES	STRENGTH OF SCHEDULE	OPP. STRENGTH OF SCHEDULE	TEAM RPI	ADJ RPI	CONF. RPI	ADJ CONF. RPI		
DIV. I ONLY		18-20-0	.47368	171	3-7-0	91	97	123	.51121	123	4	4
DIV. I NON-CONF.		14-9-0	.6087	76	1-2-0	78	256	79	.53692	79	2	2
<hr/>												
TOTALS	RPI 1-25	RPI 26-50		W-L RECORDS		RPI 51-100		RPI 101-150		RPI 150+		
18-20-0	1-3-0	0-0-0		OVERALL		5-13-0		3-0-0		9-4-0		
14-5-0	1-2-0	0-0-0		HOME		2-2-0		3-0-0		8-1-0		
4-15-0	0-1-0	0-0-0		AWAY		3-11-0		0-0-0		1-3-0		
0-0-0	0-0-0	0-0-0		NEUTRAL		0-0-0		0-0-0		0-0-0		
14-9-0	0-1-0	0-0-0		NON-CONFERENCE		2-4-0		3-0-0		9-4-0		
11-2-0	0-0-0	0-0-0		HOME		0-1-0		3-0-0		8-1-0		
3-7-0	0-1-0	0-0-		AWAY		2-3-0		0-0-0		1-3-0		
0-0-0	0-0-0	0-0-0		NEUTRAL		0-0-0		0-0-0		0-0-0		
4-11-0	1-2-0	0-0-0		CONFERENCE		3-9-0		0-0-0		0-0-0		
3-3-0	1-2-0	0-0-0		HOME		2-1-0		0-0-0		0-0-0		
1-8-0	0-0-0	0-0-0		AWAY		1-8-0		0-0-0		0-0-0		
0-0-0	0-0-0	0-0-0		NEUTRAL		0-0-0		0-0-0		0-0-0		
RPI	S	Opponent	Score	RPI	S	Opponent	Score	RPI	S	Opponent	Score	
9	H	Arizona	5 19					51	H	Washington	1 7	
9	H	Arizona	5 6					51	H	Washington	6 3	
9	H	Arizona	9 3					51	H	Washington	5 4	
23	A	Long Beach St.	7 8					69	A	Gonzaga	4 9	
								69	H	Gonzaga	3 7	
								72	A	California	2 7	
								72	A	California	5 9	
								72	A	California	2 12	
								74	A	Loyola Marymount	5 18	
								74	A	Loyola Marymount	6 3	
								74	A	Loyola Marymount	3 7	
								74	A	Loyola Marymount	7 4	
								99	A	Southern California	4 1	
								99	A	Southern California	3 12	
								99	A	Southern California	2 4	
								100	A	Arizona St.	7 10	
								100	A	Arizona St.	5 6	
								100	A	Arizona St.	4 5	
				LAST 10 GAMES								
				69	H	Gonzaga	3 7	69	A	Gonzaga	4 9	
				51	H	Washington	1 7	100	A	Arizona St.	4 5	
				51	H	Washington	6 3	100	A	Arizona St.	7 10	
				51	H	Washington	5 4	100	A	Arizona St.	5 6	
				281	H	Seattle U	9 4	9	H	Arizona	5 6	

Non-Div. I Games:

Washington St.

Average RPI Win:	163	WON-LOST RECORD	WINNING PCT. RANK	LAST 10 GAMES	STRENGTH OF SCHEDULE	OPP. STRENGTH OF SCHEDULE	TEAM RPI	ADJ RPI	CONF. RPI	ADJ CONF. RPI		
DIV. I ONLY		20-16-0	.55556	104	7-3-0	126	155	125	.50997	124	13	13
DIV. I NON-CONF.		8-9-0	.47059	179	0-1-0	112	163	177	.48574	177	14	14
<hr/>												
TOTALS	RPI 1-25	RPI 26-50		W-L RECORDS		RPI 51-100		RPI 101-150		RPI 150+		
20-16-0	0-0-0	3-2-0		OVERALL		4-4-0		3-4-0		10-6-0		
13-9-0	0-0-0	2-2-0		HOME		3-1-0		1-3-0		7-3-0		
7-7-0	0-0-0	1-0-0		AWAY		1-3-0		2-1-0		3-3-0		
0-0-0	0-0-0	0-0-0		NEUTRAL		0-0-0		0-0-0		0-0-0		
<hr/>												
8-9-0	0-0-0	3-2-0		NON-CONFERENCE		1-4-0		0-0-0		4-3-0		
6-6-0	0-0-0	2-2-0		HOME		0-1-0		0-0-0		4-3-0		
2-3-0	0-0-0	1-0-		AWAY		1-3-0		0-0-0		0-0-0		
0-0-0	0-0-0	0-0-0		NEUTRAL		0-0-0		0-0-0		0-0-0		
<hr/>												
12-7-0	0-0-0	0-0-0		CONFERENCE		3-0-0		3-4-0		6-3-0		
7-3-0	0-0-0	0-0-0		HOME		3-0-0		1-3-0		3-0-0		
5-4-0	0-0-0	0-0-0		AWAY		0-0-0		2-1-0		3-3-0		
0-0-0	0-0-0	0-0-0		NEUTRAL		0-0-0		0-0-0		0-0-0		
<hr/>												
RPI	S	Opponent	Score	RPI	S	Opponent	Score	RPI	S	Opponent	Score	
				31	A	Houston	3 2	121	H	SFA	2 9	
				50	H	Rhode Island	5 6	127	A	Lamar University	4 10	
				50	H	Rhode Island	3 2	127	A	Lamar University	2 1	
				50	H	Rhode Island	4 5	127	A	Lamar University	7 2	
				50	H	Rhode Island	10 2	131	H	Central Ark.	5 3	
								131	H	Central Ark.	4 17	
								131	H	Central Ark.	3 4	
								168	A	Nicholls St.	1 2	
								168	A	Nicholls St.	1 3	
								168	A	Nicholls St.	2 3	
								236	H	Fordham	7 6	
								236	H	Fordham	3 4	
								236	H	Fordham	13 5	
								251	H	Abilene Christian	8 7	
								251	H	Abilene Christian	10 3	
								251	H	Abilene Christian	9 4	
								257	H	LIU Brooklyn	14 1	
								257	H	LIU Brooklyn	11 5	
								257	H	LIU Brooklyn	2 4	
								261	A	Incarnate Word	3 1	
								261	A	Incarnate Word	5 2	
								261	A	Incarnate Word	6 0	
								268	H	Texas Southern	1 4	
<hr/>												
LAST 10 GAMES												
				93	A	UTSA	2 10	251	H	Abilene Christian	9 4	
				261	A	Incarnate Word	3 1	251	H	Abilene Christian	8 7	
				261	A	Incarnate Word	6 0	131	H	Central Ark.	4 17	
				261	A	Incarnate Word	5 2	131	H	Central Ark.	5 3	
				251	H	Abilene Christian	10 3	131	H	Central Ark.	3 4	

Non-Div. I Games:

Houston Baptist

Average RPI Win: 233		WON-LOST RECORD		WINNING PCT. RANK		LAST 10 GAMES		STRENGTH OF SCHEDULE		OPP. STRENGTH OF SCHEDULE		TEAM RPI		ADJ RPI		CONF. RPI		ADJ CONF. RPI	
DIV. I ONLY		28-9-0		.75676 12		8-1-0		283		230		126		.50984 125		23		23	
DIV. I NON-CONF.		12-6-0		.66667 46		2-0-0		260		207		101		.52529 101		21		21	
TOTALS		RPI 1-25		RPI 26-50		W-L RECORDS		RPI 51-100		RPI 101-150		RPI 150+							
28-9-0		2-1-0		0-0-0		OVERALL		0-3-0		0-1-0		26-4-0							
17-2-0		0-0-0		0-0-0		HOME		0-0-0		0-0-0		17-2-0							
9-6-0		2-1-0		0-0-0		AWAY		0-3-0		0-1-0		7-1-0							
2-1-0		0-0-0		0-0-0		NEUTRAL		0-0-0		0-0-0		2-1-0							
12-6-0		2-1-0		0-0-0		NON-CONFERENCE		0-3-0		0-1-0		10-1-0							
4-0-0		0-0-0		0-0-0		HOME		0-0-0		0-0-0		4-0-0							
6-5-0		2-1-0		0-0-		AWAY		0-3-0		0-1-0		4-0-0							
2-1-0		0-0-0		0-0-0		NEUTRAL		0-0-0		0-0-0		2-1-0							
16-3-0		0-0-0		0-0-0		CONFERENCE		0-0-0		0-0-0		16-3-0							
13-2-0		0-0-0		0-0-0		HOME		0-0-0		0-0-0		13-2-0							
3-1-0		0-0-0		0-0-0		AWAY		0-0-0		0-0-0		3-1-0							
0-0-0		0-0-0		0-0-0		NEUTRAL		0-0-0		0-0-0		0-0-0							
RPI S	Opponent	Score		RPI S	Opponent	Score		RPI S	Opponent	Score		RPI S	Opponent	Score					
19 A	Vanderbilt	5	3					61 A	Missouri	2	7	136 A	New Orleans	5	8				
19 A	Vanderbilt	5	2					61 A	Missouri	10	11	175 H	Valparaiso	2	4				
19 A	Vanderbilt	2	6					61 A	Missouri	4	6	175 H	Valparaiso	10	7				
												175 H	Valparaiso	8	1				
												216 H	Oakland	3	6				
												216 H	Oakland	5	1				
												216 H	Oakland	14	7				
												246 A	Northwestern	7	1				
												246 A	Northwestern	9	2				
												246 H	Northwestern	3	0				
												247 A	Northern Ky.	5	3				
												247 A	Northern Ky.	2	6				
												247 H	Northern Ky.	4	0				
												247 H	Northern Ky.	7	2				
												247 H	Northern Ky.	5	2				
												248 H	Milwaukee	11	4				
												248 H	Milwaukee	5	0				
												248 H	Milwaukee	8	7				
												252 A	Northern Ill.	17	3				
												252 H	Northern Ill.	6	1				
												262 A	Youngstown St.	23	2				
												262 A	Youngstown St.	6	2				
												262 H	Youngstown St.	10	2				
												262 H	Youngstown St.	1	0				
												262 H	Youngstown St.	3	0				
												282 N	Grambling	9	3				
												285 N	Prairie View	6	1				
				LAST 10 GAMES															
				286 H	Chicago St.	7	0	247 H	Northern Ky.	7	2	262 H	Youngstown St.	10	2				
				247 A	Northern Ky.	5	3	247 H	Northern Ky.	4	0	262 H	Youngstown St.	1	0				
				247 A	Northern Ky.	2	6	247 H	Northern Ky.	5	2	262 H	Youngstown St.	3	0				
				262 A	Youngstown St.	6	2	252 A	Northern Ill.	17	3	282 N	Grambling	9	3				
				262 A	Youngstown St.	23	2	216 H	Oakland	14	7	285 N	Prairie View	6	1				

Non-Div. I Games: Viterbo 9 2

Ill.-Chicago

RPI	S	Opponent	Score	
285	N	Prairie View	4	5
286	A	Chicago St.	4	3
286	H	Chicago St.	7	0
286	H	Chicago St.	8	0

Ill.-Chicago

I  
l  
l  
.  
-  
C  
h  
i  
c  
a  
g  
o

I  
l  
l  
.  
-  
C  
h  
i  
c  
a  
g  
o

S  
a  
n  
F  
r  
a  
n  
c  
i  
s  
c  
o

San Francisco



Average RPI Win:		201	WON-LOST RECORD		WINNING PCT. RANK		LAST 10 GAMES		STRENGTH OF SCHEDULE		OPP. STRENGTH OF SCHEDULE		TEAM RPI		ADJ RPI		CONF. RPI		ADJ CONF. RPI					
Average RPI Loss:		128																						
DIV. I ONLY			25-17-0		.59524		79		8-2-0		196		158		128		.50911		127		13		13	
DIV. I NON-CONF.			13-6-0		.68421		42		2-1-0		195		246		101		.52529		101		14		14	
TOTALS		RPI 1-25		RPI 26-50		W-L RECORDS		RPI 51-100		RPI 101-150		RPI 150+												
25-17-0		1-1-0		0-1-0		OVERALL		2-5-0		2-4-0		20-6-0												
19-4-0		0-0-0		0-0-0		HOME		1-0-0		1-2-0		17-2-0												
6-13-0		1-1-0		0-1-0		AWAY		1-5-0		1-2-0		3-4-0												
0-0-0		0-0-0		0-0-0		NEUTRAL		0-0-0		0-0-0		0-0-0												
13-6-0		1-1-0		0-1-0		NON-CONFERENCE		1-0-0		0-0-0		11-4-0												
11-2-0		0-0-0		0-0-0		HOME		1-0-0		0-0-0		10-2-0												
2-4-0		1-1-0		0-0-		AWAY		0-0-0		0-0-0		1-2-0												
0-0-0		0-0-0		0-0-0		NEUTRAL		0-0-0		0-0-0		0-0-0												
12-11-0		0-0-0		0-0-0		CONFERENCE		1-5-0		2-4-0		9-2-0												
8-2-0		0-0-0		0-0-0		HOME		0-0-0		1-2-0		7-0-0												
4-9-0		0-0-0		0-0-0		AWAY		1-5-0		1-2-0		2-2-0												
0-0-0		0-0-0		0-0-0		NEUTRAL		0-0-0		0-0-0		0-0-0												
RPI	S	Opponent		Score		RPI	S	Opponent		Score		RPI	S	Opponent		Score		RPI	S	Opponent		Score		
15	A	Baylor		11	1	35	A	Texas		5	9	55	A	Southeastern La.		1	4	124	H	Houston Baptist		1	2	
17	A	LSU		4	10							55	A	Southeastern La.		5	6	124	H	Houston Baptist		2	7	
												55	A	Southeastern La.		13	5	124	H	Houston Baptist		10	4	
												80	H	Rice		10	4	136	A	New Orleans		0	6	
												85	A	Sam Houston St.		4	6	136	A	New Orleans		9	1	
												85	A	Sam Houston St.		4	9	136	A	New Orleans		0	2	
												85	A	Sam Houston St.		1	3	152	H	Fairfield		2	6	
																		152	H	Fairfield		19	9	
																		152	H	Fairfield		5	1	
																		152	H	Fairfield		6	7	
																		170	H	Illinois		2	1	
																		170	H	Illinois		15	9	
																		212	H	A&M-Corpus Christi		8	2	
																		212	H	A&M-Corpus Christi		4	2	
																		212	H	A&M-Corpus Christi		6	4	
</																								

**Non-Div. I Games:**

Lamar University

RPI	S	Opponent	Score	
261	H	Incarnate Word	5	2
268	H	Texas Southern	5	2
268	H	Texas Southern	3	2
282	H	Grambling	11	2
285	H	Prairie View	15	7

Lamar University

L  
a  
m  
a  
r  
U  
n  
i  
v  
e  
r  
s  
i  
t  
y

L  
a  
m  
a  
r  
U  
n  
i  
v  
e  
r  
s  
i  
t  
y

Average RPI Win:		205	WON-LOST RECORD		WINNING PCT. RANK	LAST 10 GAMES	STRENGTH OF SCHEDULE		OPP. STRENGTH OF SCHEDULE	TEAM RPI	ADJ RPI	CONF. RPI	ADJ CONF. RPI				
Average RPI Loss:		138															
DIV. I ONLY			21-17-0		.55263	107	6-3-0		194	177	124	.50887	128	22	22		
DIV. I NON-CONF.			11-15-0		.42308	204	1-1-0		153	139	153	.49613	155	18	18		
TOTALS		RPI 1-25		RPI 26-50		W-L RECORDS		RPI 51-100		RPI 101-150		RPI 150+					
21-17-0		2-1-0		0-4-0		OVERALL		0-3-0		0-1-0		19-8-0					
8-2-0		2-1-0		0-0-0		HOME		0-0-0		0-0-0		6-1-0					
11-11-0		0-0-0		0-4-0		AWAY		0-1-0		0-0-0		11-5-0					
2-4-0		0-0-0		0-0-0		NEUTRAL		0-2-0		0-1-0		2-1-0					
11-15-0		2-1-0		0-4-0		NON-CONFERENCE		0-3-0		0-1-0		9-6-0					
3-1-0		2-1-0		0-0-0		HOME		0-0-0		0-0-0		1-0-0					
6-10-0		0-0-0		0-0-		AWAY		0-1-0		0-0-0		6-5-0					
2-4-0		0-0-0		0-0-0		NEUTRAL		0-2-0		0-1-0		2-1-0					
10-2-0		0-0-0		0-0-0		CONFERENCE		0-0-0		0-0-0		10-2-0					
5-1-0		0-0-0		0-0-0		HOME		0-0-0		0-0-0		5-1-0					
5-1-0		0-0-0		0-0-0		AWAY		0-0-0		0-0-0		5-1-0					
0-0-0		0-0-0		0-0-0		NEUTRAL		0-0-0		0-0-0		0-0-0					
RPI	S	Opponent		Score		RPI	S	Opponent		Score		RPI	S	Opponent		Score	
13	H	Missouri St.		1	12	28	A	Michigan		4	13	82	A	Michigan St.		2	11
13	H	Missouri St.		7	4	29	A	UCF		4	5	87	N	Notre Dame		3	8
13	H	Missouri St.		2	1	29	A	UCF		1	21	88	N	Boston College		4	5
						29	A	UCF		3	7						
	</																

Non-Div. I Games: Baldwin Wallace 15 5 Madonna 4 6

Central Mich.

Central Mich.

B  
r  
y  
a  
n  
t

Bryant

Average RPI Win:	168	WON-LOST RECORD	WINNING PCT. RANK	LAST 10 GAMES	STRENGTH OF SCHEDULE	OPP. STRENGTH OF SCHEDULE	TEAM RPI	ADJ RPI	CONF. RPI	ADJ CONF. RPI
DIV. I ONLY		21-18-0	.53846 117	5-5-0	145	204	130	.50703 130	16	16
DIV. I NON-CONF.		10-8-0	.55556 111	1-2-0	64	266	114	.51849 114	19	19
TOTALS	RPI 1-25	RPI 26-50	W-L RECORDS	RPI 51-100	RPI 101-150	RPI 150+				
21-18-0	1-0-0	0-0-0	OVERALL	1-3-0	7-7-0	12-8-0				
14-5-0	1-0-0	0-0-0	HOME	0-0-0	5-4-0	8-1-0				
6-12-0	0-0-0	0-0-0	AWAY	1-3-0	1-2-0	4-7-0				
1-1-0	0-0-0	0-0-0	NEUTRAL	0-0-0	1-1-0	0-0-0				
10-8-0	1-0-0	0-0-0	NON-CONFERENCE	1-0-0	3-5-0	5-3-0				
7-3-0	1-0-0	0-0-0	HOME	0-0-0	1-2-0	5-1-0				
2-4-0	0-0-0	0-0-	AWAY	1-0-0	1-2-0	0-2-0				
1-1-0	0-0-0	0-0-0	NEUTRAL	0-0-0	1-1-0	0-0-0				
11-10-0	0-0-0	0-0-0	CONFERENCE	0-3-0	4-2-0	7-5-0				
7-2-0	0-0-0	0-0-0	HOME	0-0-0	4-2-0	3-0-0				
4-8-0	0-0-0	0-0-0	AWAY	0-3-0	0-0-0	4-5-0				
0-0-0	0-0-0	0-0-0	NEUTRAL	0-0-0	0-0-0	0-0-0				
RPI S Opponent Score	RPI S Opponent Score	RPI S Opponent Score	RPI S Opponent Score							
13 H Missouri St. 5 4				61 A Missouri 6 5	116 H Jacksonville St. 7 6					
				91 A Morehead St. 5 17	116 H Jacksonville St. 1 0					
				91 A Morehead St. 9 12	116 H Jacksonville St. 7 17					
				91 A Morehead St. 2 3	118 N UT Arlington 3 5					
					118 N UT Arlington 4 3					
					119 H Purdue 5 13					
					119 H Purdue 17 7					
					119 H Purdue 0 4					
					121 A SFA 3 1					
					121 A SFA 2 3					
					131 A Central Ark. 4 5					
					147 H Austin Peay 7 11					
					147 H Austin Peay 5 3					
					147 H Austin Peay 10 0					
					161 H Saint Louis 13 2					
					172 A Southern Ill. 2 4					
					172 H Southern Ill. 5 7					
					184 H UT Martin 13 4					
					184 H UT Martin 5 4					
					184 H UT Martin 14 1					
					186 A Arkansas St. 1 10					
					186 H Arkansas St. 10 4					
				LAST 10 GAMES						
				172 H Southern Ill. 5 7	116 H Jacksonville St. 7 17	196 A Murray St. 4 3				
				196 A Murray St. 4 3	116 H Jacksonville St. 1 0	196 A Murray St. 1 11				
				196 A Murray St. 1 11	116 H Jacksonville St. 7 6	196 A Murray St. 7 9				
				196 A Murray St. 7 9	172 A Southern Ill. 2 4	214 A Eastern Ill. 4 5				
				161 H Saint Louis 13 2	214 A Eastern Ill. 7 6	214 A Eastern Ill. 7 6				

**Non-Div. I Games:**

Southeast Mo. St.

RPI	S	Opponent	Score	
214	A	Eastern Ill.	7	3
245	A	SIUE	8	3
245	A	SIUE	5	7
245	A	SIUE	10	15
269	H	Western Ill.	22	2
269	H	Western Ill.	5	1
269	H	Western Ill.	5	4

Southeast Mo. St.

S  
o  
u  
t  
h  
e  
a  
s  
t  
M  
o  
.  
S  
t  
.

S  
o  
u  
t  
h  
e  
a  
s  
t  
M  
o  
.  
S  
t  
.

Average RPI Win:		172	WON-LOST RECORD		WINNING PCT. RANK		LAST 10 GAMES		STRENGTH OF SCHEDULE		OPP. STRENGTH OF SCHEDULE		TEAM RPI		ADJ RPI		CONF. RPI		ADJ CONF. RPI				
DIV. I ONLY			22-19-0		.53659 120		6-4-0		143		116		131		.50691 131		13		13				
DIV. I NON-CONF.			12-11-0		.52174 134		2-3-0		208		77		178		.4855 178		14		14				
TOTALS		RPI 1-25		RPI 26-50		W-L RECORDS		RPI 51-100		RPI 101-150		RPI 150+											
22-19-0		0-8-0		1-0-0		OVERALL		5-3-0		5-2-0		11-6-0											
15-8-0		0-3-0		0-0-0		HOME		4-2-0		3-1-0		8-2-0											
7-10-0		0-5-0		1-0-0		AWAY		1-1-0		2-1-0		3-3-0											
0-1-0		0-0-0		0-0-0		NEUTRAL		0-0-0		0-0-0		0-1-0											
12-11-0		0-5-0		1-0-0		NON-CONFERENCE		2-3-0		1-0-0		8-3-0											
10-4-0		0-0-0		0-0-0		HOME		1-2-0		1-0-0		8-2-0											
2-6-0		0-5-0		1-0-		AWAY		1-1-0		0-0-0		0-0-0											
0-1-0		0-0-0		0-0-0		NEUTRAL		0-0-0		0-0-0		0-1-0											
10-8-0		0-3-0		0-0-0		CONFERENCE		3-0-0		4-2-0		3-3-0											
5-4-0		0-3-0		0-0-0		HOME		3-0-0		2-1-0		0-0-0											
5-4-0		0-0-0		0-0-0		AWAY		0-0-0		2-1-0		3-3-0											
0-0-0		0-0-0		0-0-0		NEUTRAL		0-0-0		0-0-0		0-0-0											
RPI	S	Opponent		Score		RPI	S	Opponent		Score		RPI	S	Opponent		Score							
13	A	Missouri St.		0	5	41	A	Oklahoma St.		11	5	57	H	DBU		0	4	124	A	Houston Baptist	17	4	
13	A	Missouri St.		3	5							57	H	DBU		1	7	124	A	Houston Baptist	3	5	
13	A	Missouri St.		0	4							57	H	DBU		10	4	124	A	Houston Baptist	4	3	
19	A	Vanderbilt		5	10							85	H	Sam Houston St.		7	5	130	H	Southeast Mo. St.	5	4	
19	A	Vanderbilt		1	9							85	H	Sam Houston St.		5	3	136	H	New Orleans	6	5	
22	H	McNeese		3	6							85	H	Sam Houston St.		3	2	136	H	New Orleans	4	11	
22	H	McNeese		3	5							95	A	Tennessee Tech		10	6	136	H	New Orleans	10	0	
22	H	McNeese		3	5							95	A	Tennessee Tech		6	11	214	H	Eastern Ill.	2	4	
																		214	H	Eastern Ill.	10	6	
																		214	H	Eastern Ill.	6	1	
																		214	H	Eastern Ill.	8	1	
																		217	A	Northwestern St.	2	3	
																		217	A	Northwestern St.	1	0	
																		217	A	Northwestern St.	9	3	
																		229	H	Little Rock	12	3	
																		229	N	Little Rock	6	11	
																		261	A	Incarnate Word	15	10	
																		261	A	Incarnate Word	8	9	
																		261	A	Incarnate Word	3	5	
																		267	H	Evansville	3	9	
																		267	H	Evansville	16	9	
																		267	H	Evansville	10	9	
																		278	H	Ark.-Pine Bluff	9	3	
																		297	H	Mississippi Val.	9	2	
LAST 10 GAMES																							
						229	N	Little Rock		6	11	57	H	DBU		0	4						
						85	H	Sam Houston St.		7	5	57	H	DBU		10	4						
						85	H	Sam Houston St.		5	3	41	A	Oklahoma St.		11	5						
						85	H	Sam Houston St.		3	2	124	A	Houston Baptist		17	4						
						57	H	DBU		1	7	124	A	Houston Baptist		3	5						

Non-Div. I Games:

Central Ark.



Average RPI Win: 207		WON-LOST	WINNING	LAST 10	STRENGTH OF		OPP. STRENGTH	TEAM	ADJ	CONF.	ADJ CONF.
Average RPI Loss: 97		RECORD	PCT. RANK	GAMES	SCHEDULE		OF SCHEDULE	RPI	RPI	RPI	RPI
DIV. I ONLY		21-20-0	.5122	139	8-2-0		130	173	132	.50635	132
DIV. I NON-CONF.		13-13-0	.5	146	2-1-0		48	115	86	.53311	86
TOTALS		RPI 1-25	RPI 26-50		W-L RECORDS		RPI 51-100		RPI 101-150		RPI 150+
21-20-0		1-6-0	0-2-0		OVERALL		1-4-0		2-2-0		17-6-0
6-8-0		0-0-0	0-0-0		HOME		0-3-0		0-2-0		6-3-0
7-8-0		0-4-0	0-1-0		AWAY		0-1-0		1-0-0		6-2-0
8-4-0		1-2-0	0-1-0		NEUTRAL		1-0-0		1-0-0		5-1-0
13-13-0		1-6-0	0-2-0		NON-CONFERENCE		1-1-0		2-2-0		9-2-0
3-2-0		0-0-0	0-0-0		HOME		0-0-0		0-2-0		3-0-0
2-7-0		0-4-0	0-0-		AWAY		0-1-0		1-0-0		1-1-0
8-4-0		1-2-0	0-1-0		NEUTRAL		1-0-0		1-0-0		5-1-0
8-7-0		0-0-0	0-0-0		CONFERENCE		0-3-0		0-0-0		8-4-0
3-6-0		0-0-0	0-0-0		HOME		0-3-0		0-0-0		3-3-0
5-1-0		0-0-0	0-0-0		AWAY		0-0-0		0-0-0		5-1-0
0-0-0		0-0-0	0-0-0		NEUTRAL		0-0-0		0-0-0		0-0-0
RPI S	Opponent	Score	RPI S	Opponent	Score	RPI S	Opponent	Score	RPI S	Opponent	Score
1 A	Oregon St.	0 2	26 A	Indiana	2 3	66 A	Coastal Caro.	0 1	119 A	Purdue	5 3
1 A	Oregon St.	1 5	26 N	Indiana	3 4	68 H	Kent St.	5 6	119 H	Purdue	4 16
1 A	Oregon St.	0 5				68 H	Kent St.	4 9	141 H	Butler	3 7
1 A	Oregon St.	4 8				68 H	Kent St.	3 6	149 N	Northeastern	6 5
6 N	Louisville	4 10				88 N	Boston College	4 1	175 H	Valparaiso	11 2
8 N	West Virginia	1 4							188 N	Alabama St.	3 2
21 N	Maryland	8 3							200 A	Buffalo	6 4
									200 A	Buffalo	5 6
									200 A	Buffalo	6 5
									202 A	Western Mich.	18 3
									202 A	Western Mich.	12 9
									202 A	Western Mich.	16 5
									218 H	Ohio	4 6
									218 H	Ohio	0 10
									218 H	Ohio	4 7
									219 N	Georgetown	0 3
									221 N	George Mason	14 6
									221 N	George Mason	7 0
									254 N	Villanova	3 1
									263 H	Bowling Green	7 4
									263 H	Bowling Green	13 6
									263 H	Bowling Green	23 5
									275 A	Dayton	10 2
									275 A	Dayton	2 3
									275 H	Dayton	6 0
									275 H	Dayton	4 3
									286 N	Chicago St.	8 6
			LAST 10 GAMES								
			26 N	Indiana	3 4	263 H	Bowling Green	13 6	275 A	Dayton	10 2
			200 A	Buffalo	5 6	263 H	Bowling Green	23 5	275 A	Dayton	2 3
			200 A	Buffalo	6 4	263 H	Bowling Green	7 4	275 H	Dayton	6 0
			200 A	Buffalo	6 5	175 H	Valparaiso	11 2	275 H	Dayton	4 3
			119 A	Purdue	5 3	202 A	Western Mich.	18 3	286 N	Chicago St.	8 6

Non-Div. I Games:

Ball St.

Average RPI Win:	187	WON-LOST RECORD	WINNING PCT. RANK	LAST 10 GAMES	STRENGTH OF SCHEDULE	OPP. STRENGTH OF SCHEDULE	TEAM RPI	ADJ RPI	CONF. RPI	ADJ CONF. RPI	
DIV. I ONLY		19-21-0	.475 166	6-4-0	115	130	133	.50518 133	25	25	
DIV. I NON-CONF.		6-19-0	.24 267	0-3-0	52	22	202	.47351 202	26	26	
<hr/>											
TOTALS	RPI 1-25	RPI 26-50		W-L RECORDS	RPI 51-100		RPI 101-150		RPI 150+		
19-21-0	0-5-0	3-2-0		OVERALL	1-4-0		1-5-0		14-5-0		
12-6-0	0-1-0	2-1-0		HOME	0-2-0		1-2-0		9-0-0		
7-14-0	0-3-0	1-1-0		AWAY	1-2-0		0-3-0		5-5-0		
0-1-0	0-1-0	0-0-0		NEUTRAL	0-0-0		0-0-0		0-0-0		
6-19-0	0-5-0	3-2-0		NON-CONFERENCE	1-4-0		1-5-0		1-3-0		
3-6-0	0-1-0	2-1-0		HOME	0-2-0		1-2-0		0-0-0		
3-12-0	0-3-0	1-0-		AWAY	1-2-0		0-3-0		1-3-0		
0-1-0	0-1-0	0-0-0		NEUTRAL	0-0-0		0-0-0		0-0-0		
13-2-0	0-0-0	0-0-0		CONFERENCE	0-0-0		0-0-0		13-2-0		
9-0-0	0-0-0	0-0-0		HOME	0-0-0		0-0-0		9-0-0		
4-2-0	0-0-0	0-0-0		AWAY	0-0-0		0-0-0		4-2-0		
0-0-0	0-0-0	0-0-0		NEUTRAL	0-0-0		0-0-0		0-0-0		
<hr/>											
RPI S	Opponent	Score	RPI S	Opponent	Score	RPI S	Opponent	Score	RPI S	Opponent	Score
9 A	Arizona	2 3	41 H	Oklahoma St.	6 1	58 H	Kansas	4 9	126 H	San Francisco	6 13
9 H	Arizona	3 7	41 H	Oklahoma St.	5 6	58 H	Kansas	3 7	126 H	San Francisco	8 11
12 A	Arkansas	2 11	41 H	Oklahoma St.	4 0	81 A	Saint Mary's (CA)	6 8	126 H	San Francisco	5 4
12 A	Arkansas	1 6	42 A	New Mexico	6 1	81 A	Saint Mary's (CA)	11 12	139 A	Wichita St.	0 4
23 N	Long Beach St.	1 9	42 A	New Mexico	3 22	81 A	Saint Mary's (CA)	6 4	139 A	Wichita St.	0 1
									139 A	Wichita St.	3 5
									167 A	Pepperdine	2 7
									167 A	Pepperdine	0 1
									190 H	CSU Bakersfield	8 3
									190 H	CSU Bakersfield	7 4
									190 H	CSU Bakersfield	3 2
									210 A	Sacramento St.	1 7
									210 A	Sacramento St.	8 2
									210 A	Sacramento St.	2 1
									228 A	UNLV	4 5
									228 A	UNLV	10 8
									230 H	UTRGV	9 8
									230 H	UTRGV	9 4
									230 H	UTRGV	5 4
									249 H	Northern Colo.	7 0
									249 H	Northern Colo.	12 3
									249 H	Northern Colo.	12 2
			LAST 10 GAMES						286 A	Chicago St.	4 3
			58 H	Kansas	3 7	286 A	Chicago St.	4 3	286 A	Chicago St.	12 2
			58 H	Kansas	4 9	286 A	Chicago St.	12 2	286 A	Chicago St.	4 6
			230 H	UTRGV	9 8	286 A	Chicago St.	4 6	286 A	Chicago St.	4 6
			230 H	UTRGV	5 4	9 H	Arizona	3 7			
			230 H	UTRGV	9 4	210 A	Sacramento St.	8 2			

**Non-Div. I Games:**

## Grand Canyon

Average RPI Win:		131	WON-LOST RECORD		WINNING PCT. RANK		LAST 10 GAMES		STRENGTH OF SCHEDULE		OPP. STRENGTH OF SCHEDULE		TEAM RPI		ADJ RPI		CONF. RPI		ADJ CONF. RPI				
DIV. I ONLY			14-22-0		.38889 232		2-8-0		48		122		134		.50466 134		8		8				
DIV. I NON-CONF.			12-12-0		.5 146		1-2-0		47		142		92		.52921 92		8		8				
TOTALS		RPI 1-25		RPI 26-50		W-L RECORDS		RPI 51-100		RPI 101-150		RPI 150+											
14-22-0		0-3-0		3-3-0		OVERALL		2-5-0		1-1-0		8-10-0											
6-10-0		0-0-0		1-2-0		HOME		0-2-0		0-1-0		5-5-0											
7-11-0		0-3-0		1-0-0		AWAY		2-3-0		1-0-0		3-5-0											
1-1-0		0-0-0		1-1-0		NEUTRAL		0-0-0		0-0-0		0-0-0											
12-12-0		0-0-0		2-1-0		NON-CONFERENCE		2-5-0		1-1-0		7-5-0											
4-6-0		0-0-0		0-0-0		HOME		0-2-0		0-1-0		4-3-0											
7-5-0		0-0-0		1-0-		AWAY		2-3-0		1-0-0		3-2-0											
1-1-0		0-0-0		1-1-0		NEUTRAL		0-0-0		0-0-0		0-0-0											
2-10-0		0-3-0		1-2-0		CONFERENCE		0-0-0		0-0-0		1-5-0											
2-4-0		0-0-0		1-2-0		HOME		0-0-0		0-0-0		1-2-0											
0-6-0		0-3-0		0-0-0		AWAY		0-0-0		0-0-0		0-3-0											
0-0-0		0-0-0		0-0-0		NEUTRAL		0-0-0		0-0-0		0-0-0											
RPI	S	Opponent		Score		RPI	S	Opponent		Score		RPI	S	Opponent		Score							
23	A	Long Beach St.		0 8		32	H	Cal St. Fullerton		2 15		60	A	San Diego		2 10		104	A	San Diego St.		7 4	
23	A	Long Beach St.		0 3		32	H	Cal St. Fullerton		3 2		60	H	San Diego		1 14		104	H	San Diego St.		1 10	
23	A	Long Beach St.		4 11		32	H	Cal St. Fullerton		1 6		69	H	Gonzaga		3 10		151	H	Hawaii		9 2	
						38	N	Nebraska		4 5		74	A	Loyola Marymount		8 9		151	H	Hawaii		2 4	
						38	N	Nebraska		4 3		92	A	Kansas St.		5 1		151	H	Hawaii		4 7	
						48	A	UCLA		3 2		92	A	Kansas St.		0 1		171	H	Holy Cross		9 8	
												92	A	Kansas St.		11 2		171	H	Holy Cross		5 2	
																		171	H	Holy Cross		14 6	
																		171	H	Holy Cross		4 5	
																		173	A	Fresno St.		4 5	
																		173	A	Fresno St.		4 3	
																		173	A	Fresno St.		6 4	
																		173	A	CSUN		3 10	
																		173	A	CSUN		0 3	
																		173	A	CSUN		4 10	
																		190	H	CSU Bakersfield		9 15	
																		190	H	CSU Bakersfield		11 2	
																		190	H	CSU Bakersfield		5 7	
																		228	A	UNLV		11 9	
																		228	A	UNLV		7 8	
LAST 10 GAMES																							
104 A San Diego St.						7 4						151 H Hawaii						4 7					
173 A CSUN						3 10						151 H Hawaii						9 2					
173 A CSUN						0 3						151 H Hawaii						2 4					
173 A CSUN						4 10						60 H San Diego						1 14					
104 H San Diego St.						1 10						23 A Long Beach St.						0 3					

Non-Div. I Games:

UC Riverside

Average RPI Win: 173		WON-LOST	WINNING	LAST 10	STRENGTH OF		OPP. STRENGTH	TEAM	ADJ	CONF.	ADJ CONF.
Average RPI Loss: 79		RECORD	PCT. RANK	GAMES	SCHEDULE		OF SCHEDULE	RPI	RPI	RPI	RPI
DIV. I ONLY		15-21-0	.41667	212	7-3-0		144	48	135	.5044	135
DIV. I NON-CONF.		6-14-0	.3	250	2-0-0		67	6	127	.50942	127
TOTALS		RPI 1-25	RPI 26-50		W-L RECORDS		RPI 51-100		RPI 101-150		RPI 150+
15-21-0		0-5-0	1-2-0		OVERALL		1-6-0		2-5-0		11-3-0
3-6-0		0-0-0	0-0-0		HOME		0-0-0		1-5-0		2-1-0
12-13-0		0-5-0	1-2-0		AWAY		1-4-0		1-0-0		9-2-0
0-2-0		0-0-0	0-0-0		NEUTRAL		0-2-0		0-0-0		0-0-0
6-14-0		0-5-0	1-2-0		NON-CONFERENCE		1-4-0		1-0-0		3-3-0
0-1-0		0-0-0	0-0-0		HOME		0-0-0		0-0-0		0-1-0
6-11-0		0-5-0	1-0-		AWAY		1-2-0		1-0-0		3-2-0
0-2-0		0-0-0	0-0-0		NEUTRAL		0-2-0		0-0-0		0-0-0
9-7-0		0-0-0	0-0-0		CONFERENCE		0-2-0		1-5-0		8-0-0
3-5-0		0-0-0	0-0-0		HOME		0-0-0		1-5-0		2-0-0
6-2-0		0-0-0	0-0-0		AWAY		0-2-0		0-0-0		6-0-0
0-0-0		0-0-0	0-0-0		NEUTRAL		0-0-0		0-0-0		0-0-0
RPI S	Opponent	Score	RPI S	Opponent	Score	RPI S	Opponent	Score	RPI S	Opponent	Score
7 A	Florida	0 7	27 A	Southern Miss.	3 4	53 N	South Ala.	3 4	105 A	Rutgers	13 7
7 A	Florida	2 7	27 A	Southern Miss.	5 20	53 N	South Ala.	1 4	107 H	Cornell	7 8
7 A	Florida	4 8	39 A	St. John's (NY)	7 4	59 A	Yale	3 6	107 H	Cornell	5 9
16 A	Mississippi St.	4 5				59 A	Yale	4 5	107 H	Cornell	8 7
16 A	Mississippi St.	8 11				78 A	Tulane	7 8	107 H	Cornell	6 12
						78 A	Tulane	0 7	115 H	Dartmouth	2 6
						78 A	Tulane	11 5	115 H	Dartmouth	2 9
									180 A	Princeton	21 5
									180 A	Princeton	6 4
									180 A	Princeton	5 4
									180 A	Princeton	15 2
									206 H	Harvard	2 0
									206 H	Harvard	5 1
									208 H	Monmouth	12 17
									209 A	Penn St.	8 5
									209 A	Penn St.	6 10
									209 A	Penn St.	4 2
									209 A	Penn St.	7 11
									236 A	Fordham	6 1
									238 A	Brown	3 1
									238 A	Brown	9 5
			LAST 10 GAMES								
			105 A	Rutgers	13 7	236 A	Fordham	6 1			
			180 A	Princeton	21 5	107 H	Cornell	8 7			
			180 A	Princeton	15 2	107 H	Cornell	5 9			
			180 A	Princeton	5 4	107 H	Cornell	6 12			
			180 A	Princeton	6 4	107 H	Cornell	7 8			

Non-Div. I Games:

Columbia

**Non-Div. I Games:**

Tie, Loss, Non-Conf, S Site, H Home, A Away, N Neutral Page 165

# Cal Poly

Cal Poly

Average RPI Win: 179		WON-LOST RECORD		WINNING PCT. RANK		LAST 10 GAMES		STRENGTH OF SCHEDULE		OPP. STRENGTH OF SCHEDULE		TEAM RPI		ADJ RPI		CONF. RPI		ADJ CONF. RPI				
DIV. I ONLY		14-20-0		.41176 216		6-4-0		87		166		138		.50254 138		15		15				
DIV. I NON-CONF.		10-15-0		.4 209		2-2-0		35		223		110		.52025 110		12		12				
TOTALS		RPI 1-25		RPI 26-50		W-L RECORDS		RPI 51-100		RPI 101-150		RPI 150+										
14-20-0		0-3-0		1-3-0		OVERALL		1-5-0		4-4-0		8-5-0										
7-5-0		0-0-0		0-0-0		HOME		0-0-0		3-1-0		4-4-0										
7-15-0		0-3-0		1-3-0		AWAY		1-5-0		1-3-0		4-1-0										
0-0-0		0-0-0		0-0-0		NEUTRAL		0-0-0		0-0-0		0-0-0										
10-15-0		0-0-0		1-3-0		NON-CONFERENCE		1-5-0		2-3-0		6-4-0										
3-3-0		0-0-0		0-0-0		HOME		0-0-0		1-0-0		2-3-0										
7-12-0		0-0-0		1-0-		AWAY		1-5-0		1-3-0		4-1-0										
0-0-0		0-0-0		0-0-0		NEUTRAL		0-0-0		0-0-0		0-0-0										
4-5-0		0-3-0		0-0-0		CONFERENCE		0-0-0		2-1-0		2-1-0										
4-2-0		0-0-0		0-0-0		HOME		0-0-0		2-1-0		2-1-0										
0-3-0		0-3-0		0-0-0		AWAY		0-0-0		0-0-0		0-0-0										
0-0-0		0-0-0		0-0-0		NEUTRAL		0-0-0		0-0-0		0-0-0										
RPI	S	Opponent		Score		RPI	S	Opponent		Score		RPI	S	Opponent		Score						
13	A	Missouri St.		3	5	29	A	UCF		9	12	85	A	Sam Houston St.		2	8	102	A	Iowa	1	12
13	A	Missouri St.		2	9	40	A	Mercer		8	6	85	A	Sam Houston St.		1	7	102	H	Iowa	6	4
13	A	Missouri St.		3	13	40	A	Mercer		10	11	85	A	Sam Houston St.		7	14	103	A	North Florida	4	2
						40	A	Mercer		5	6	95	A	Tennessee Tech		7	5	103	A	North Florida	2	4
												95	A	Tennessee Tech		7	13	103	A	North Florida	5	9
												95	A	Tennessee Tech		14	16	139	H	Wichita St.	11	10
																		139	H	Wichita St.	5	8
																		139	H	Wichita St.	6	5
																		170	A	Illinois	2	0
																		170	H	Illinois	6	8
																		212	A	A&M-Corpus Christi	7	10
																		212	A	A&M-Corpus Christi	9	5
																		212	A	A&M-Corpus Christi	7	6
																		245	A	SIUE	10	7
																		246	H	Northwestern	2	6
																		248	H	Milwaukee	11	5
																		248	H	Milwaukee	3	2
																		248	H	Milwaukee	4	13
																		273	H	Illinois St.	4	9
																		273	H	Illinois St.	8	6
																		273	H	Illinois St.	13	3
				LAST 10 GAMES																		
				170	H	Illinois		6	8	139	H	Wichita St.		5	8							
				273	H	Illinois St.		8	6	139	H	Wichita St.		11	10							
				273	H	Illinois St.		4	9	139	H	Wichita St.		6	5							
				273	H	Illinois St.		13	3	246	H	Northwestern		2	6							
				102	H	Iowa		6	4	245	A	SIUE		10	7							
Non-Div. I Games:		Robert Morris-Peoria		4	3	Cornell College		5	4	Eureka		9	7	Robert Morris-S'fiel		15	0	Bradley				

Average RPI Win: 178		WON-LOST	WINNING	LAST 10	STRENGTH OF		OPP. STRENGTH	TEAM	ADJ	CONF.	ADJ CONF.
Average RPI Loss: 69		RECORD	PCT. RANK	GAMES	SCHEDULE		OF SCHEDULE	RPI	RPI	RPI	RPI
DIV. I ONLY		18-22-0	.45	190	3-7-0		99	76	139	.50178	139
DIV. I NON-CONF.		15-16-0	.48387	165	1-2-0		94	53	134	.50679	134
TOTALS		RPI 1-25	RPI 26-50		W-L RECORDS		RPI 51-100		RPI 101-150		RPI 150+
18-22-0		0-9-0	1-4-0		OVERALL		1-2-0		5-4-0		11-3-0
15-6-0		0-3-0	0-1-0		HOME		1-0-0		3-0-0		11-2-0
3-16-0		0-6-0	1-3-0		AWAY		0-2-0		2-4-0		0-1-0
0-0-0		0-0-0	0-0-0		NEUTRAL		0-0-0		0-0-0		0-0-0
15-16-0		0-6-0	1-4-0		NON-CONFERENCE		1-2-0		4-2-0		9-2-0
13-5-0		0-3-0	0-1-0		HOME		1-0-0		3-0-0		9-1-0
2-11-0		0-3-0	1-0-		AWAY		0-2-0		1-2-0		0-1-0
0-0-0		0-0-0	0-0-0		NEUTRAL		0-0-0		0-0-0		0-0-0
3-6-0		0-3-0	0-0-0		CONFERENCE		0-0-0		1-2-0		2-1-0
2-1-0		0-0-0	0-0-0		HOME		0-0-0		0-0-0		2-1-0
1-5-0		0-3-0	0-0-0		AWAY		0-0-0		1-2-0		0-0-0
0-0-0		0-0-0	0-0-0		NEUTRAL		0-0-0		0-0-0		0-0-0
RPI S	Opponent	Score	RPI S	Opponent	Score	RPI S	Opponent	Score	RPI S	Opponent	Score
5 H	Texas Tech	1 4	36 A	Oklahoma	4 2	58 A	Kansas	6 8	133 H	Grand Canyon	4 0
5 H	Texas Tech	1 3	37 A	Louisiana Tech	1 15	58 H	Kansas	8 0	133 H	Grand Canyon	1 0
5 H	Texas Tech	5 10	37 A	Louisiana Tech	2 6	94 A	Oral Roberts	4 7	133 H	Grand Canyon	5 3
13 A	Missouri St.	5 12	37 A	Louisiana Tech	10 12				137 A	Cal Poly	2 0
13 A	Missouri St.	1 8	41 H	Oklahoma St.	3 6				137 A	Cal Poly	0 3
13 A	Missouri St.	4 13							137 A	Cal Poly	4 5
17 A	LSU	2 9							138 A	Bradley	8 5
17 A	LSU	5 12							138 A	Bradley	10 11
17 A	LSU	1 6							138 A	Bradley	5 6
									166 A	Creighton	3 4
									172 H	Southern Ill.	17 7
									172 H	Southern Ill.	8 11
									172 H	Southern Ill.	7 0
									175 H	Valparaiso	3 2
									175 H	Valparaiso	4 3
									175 H	Valparaiso	4 3
									210 H	Sacramento St.	2 3
									249 H	Northern Colo.	10 4
									249 H	Northern Colo.	11 5
									264 H	Utah Valley	4 3
									264 H	Utah Valley	16 2
									264 H	Utah Valley	6 5
									277 H	Omaha	8 0
			LAST 10 GAMES								
			166 A	Creighton	3 4	138 A	Bradley	8 5			
			13 A	Missouri St.	1 8	138 A	Bradley	10 11			
			13 A	Missouri St.	4 13	138 A	Bradley	5 6			
			13 A	Missouri St.	5 12	58 A	Kansas	6 8			
			58 H	Kansas	8 0	172 H	Southern Ill.	17 7			

Non-Div. I Games:

Wichita St.



Average RPI Win:		187	WON-LOST RECORD		WINNING PCT. RANK		LAST 10 GAMES		STRENGTH OF SCHEDULE		OPP. STRENGTH OF SCHEDULE		TEAM RPI		ADJ RPI		CONF. RPI		ADJ CONF. RPI				
DIV. I ONLY			20-21-0		.4878 156		5-5-0		120		102		140		.50141 140		21		21				
DIV. I NON-CONF.			10-16-0		.38462 219		1-2-0		36		23		132		.50751 132		23		23				
TOTALS		RPI 1-25		RPI 26-50		W-L RECORDS		RPI 51-100		RPI 101-150		RPI 150+											
20-21-0		0-2-0		0-3-0		OVERALL		1-8-0		5-6-0		14-2-0											
13-10-0		0-1-0		0-0-0		HOME		1-6-0		2-2-0		10-1-0											
7-11-0		0-1-0		0-3-0		AWAY		0-2-0		3-4-0		4-1-0											
0-0-0		0-0-0		0-0-0		NEUTRAL		0-0-0		0-0-0		0-0-0											
10-16-0		0-2-0		0-3-0		NON-CONFERENCE		1-8-0		5-3-0		4-0-0											
5-9-0		0-1-0		0-0-0		HOME		1-6-0		2-2-0		2-0-0											
5-7-0		0-1-0		0-0-		AWAY		0-2-0		3-1-0		2-0-0											
0-0-0		0-0-0		0-0-0		NEUTRAL		0-0-0		0-0-0		0-0-0											
10-5-0		0-0-0		0-0-0		CONFERENCE		0-0-0		0-3-0		10-2-0											
8-1-0		0-0-0		0-0-0		HOME		0-0-0		0-0-0		8-1-0											
2-4-0		0-0-0		0-0-0		AWAY		0-0-0		0-3-0		2-1-0											
0-0-0		0-0-0		0-0-0		NEUTRAL		0-0-0		0-0-0		0-0-0											
RPI	S	Opponent		Score		RPI	S	Opponent		Score		RPI	S	Opponent		Score		RPI	S	Opponent		Score	
2	A	Clemson		2	7	38	A	Nebraska		1	10	66	A	Coastal Caro.		7	16	103	A	North Florida		20	3
2	H	Clemson		4	8	38	A	Nebraska		2	6	66	H	Coastal Caro.		5	8	103	H	North Florida		2	11
						38	A	Nebraska		1	6	68	H	Kent St.		5	13	108	H	Cincinnati		5	3
												68	H	Kent St.		0	5	108	H	Cincinnati		4	5
												68	H	Kent St.		10	7	108	H	Cincinnati		4	3
												70	A	Ga. Southern		7	14	110	A	Georgia		15	6
												70	H	Ga. Southern		4	8	110	A	Georgia		9	3
												83	H	East Carolina		12	15	110	A	Georgia		8	9
												83	H	East Carolina		7	12	149	A	Northeastern		3	6
																		149	A	Northeastern		3	4
																		149	A	Northeastern		3	6
																		183	H	UNCW		8	7
																		183	H	UNCW		7	6
																		183	H	UNCW		2	0
																		195	A	Charleston So.		13	5
																		225	A	James Madison		12	11
																		225	A	James Madison		8	4
																		225	A	James Madison		5	6
																		226	A	The Citadel		10	1
																		226	H	The Citadel		3	2
																		226	H	The Citadel		3	1
																		240	H	Towson		16	3
																		240	H	Towson		8	1
																		240	H	Towson		5	0
																		272	H	Hofstra		4	2
																		272	H	Hofstra		1	2
																		272	H	Hofstra		12	1
LAST 10 GAMES																							
						2	A	Clemson		2	7	149	A	Northeastern		3	6	240	H	Towson		8	1
						240	H	Towson		8	1	149	A	Northeastern		3	4	240	H	Towson		5	0
						240	H	Towson		5	0	149	A	Northeastern		3	6	272	H	Hofstra		4	2
						240	H	Towson		16	3	195	A	Charleston So.		13	5	272	H	Hofstra		1	2
						66	H	Coastal Caro.		5	8	225	A	James Madison		12	11	272	H	Hofstra		12	1

Non-Div. I Games:

Col. of Charleston

Non-Div. I Games:	DePauw	8	1	Lewis	7	3
-------------------	--------	---	---	-------	---	---

Butler

RPI	S	Opponent	Score	
286	A	Chicago St.	6	2
299	A	Fort Wayne	10	3
299	H	Fort Wayne	13	3
299	H	Fort Wayne	2	0

Butler

B  
u  
t  
l  
e  
r

B  
u  
t  
l  
e  
r

Average RPI Win: 128		WON-LOST	WINNING	LAST 10	STRENGTH OF		OPP. STRENGTH	TEAM	ADJ	CONF.	ADJ CONF.				
Average RPI Loss: 79		RECORD	PCT. RANK	GAMES	SCHEDULE		OF SCHEDULE	RPI	RPI	RPI	RPI				
DIV. I ONLY		15-23-0	.39474	227	0-1-0		47	84	142	.50101	142	8	8		
DIV. I NON-CONF.		13-16-0	.44828	191	0-1-0		26	104	107	.52161	107	8	8		
TOTALS		RPI 1-25	RPI 26-50		W-L RECORDS		RPI 51-100		RPI 101-150		RPI 150+				
15-23-0		2-4-0	1-4-0		OVERALL		5-8-0		3-5-0		4-2-0				
8-13-0		2-4-0	0-3-0		HOME		1-3-0		2-2-0		3-1-0				
6-8-0		0-0-0	1-0-0		AWAY		3-4-0		1-3-0		1-1-0				
1-2-0		0-0-0	0-1-0		NEUTRAL		1-1-0		0-0-0		0-0-0				
13-16-0		2-1-0	1-4-0		NON-CONFERENCE		5-8-0		1-1-0		4-2-0				
7-8-0		2-1-0	0-3-0		HOME		1-3-0		1-0-0		3-1-0				
5-6-0		0-0-0	1-0-		AWAY		3-4-0		0-1-0		1-1-0				
1-2-0		0-0-0	0-1-0		NEUTRAL		1-1-0		0-0-0		0-0-0				
2-7-0		0-3-0	0-0-0		CONFERENCE		0-0-0		2-4-0		0-0-0				
1-5-0		0-3-0	0-0-0		HOME		0-0-0		1-2-0		0-0-0				
1-2-0		0-0-0	0-0-0		AWAY		0-0-0		1-2-0		0-0-0				
0-0-0		0-0-0	0-0-0		NEUTRAL		0-0-0		0-0-0		0-0-0				
RPI S	Opponent	Score		RPI S	Opponent	Score		RPI S	Opponent	Score		RPI S	Opponent	Score	
11 H	TCU	11	2	31 H	Houston	3	4	56 A	Oregon	3	6	104 A	San Diego St.	3	9
11 H	TCU	6	3	31 H	Houston	4	5	56 A	Oregon	2	7	104 H	San Diego St.	7	5
11 H	TCU	7	16	31 H	Houston	3	7	56 A	Oregon	1	10	111 A	UC Santa Barbara	8	7
23 H	Long Beach St.	0	4	44 N	Tennessee	9	10	56 N	Oregon	5	11	111 A	UC Santa Barbara	3	11
23 H	Long Beach St.	2	8	48 A	UCLA	5	3	60 A	San Diego	8	7	111 A	UC Santa Barbara	7	8
23 H	Long Beach St.	2	5					60 A	San Diego	6	14	137 H	Cal Poly	2	3
								63 H	Minnesota	7	5	137 H	Cal Poly	5	6
								63 H	Minnesota	8	9	137 H	Cal Poly	3	2
								74 A	Loyola Marymount	7	6	190 H	CSU Bakersfield	2	14
								74 H	Loyola Marymount	2	4	280 H	Portland	3	1
								87 N	Notre Dame	18	4	280 H	Portland	5	3
								99 A	Southern California	14	3	280 H	Portland	6	3
								99 H	Southern California	7	9	281 A	Seattle U	2	8
												281 A	Seattle U	3	2
LAST 10 GAMES															
99 H	Southern California	7	9	99 A	Southern California	14	3								
60 A	San Diego	8	7	111 A	UC Santa Barbara	7	8								
23 H	Long Beach St.	2	5	111 A	UC Santa Barbara	8	7								
23 H	Long Beach St.	2	8	111 A	UC Santa Barbara	3	11								
23 H	Long Beach St.	0	4	104 A	San Diego St.	3	9								

Non-Div. I Games:

UC Irvine

M  
a  
r  
i  
s  
t

Marist

RPI	S	Opponent	Score	
256	N	Bucknell	5	0
256	N	Bucknell	3	7
256	N	Bucknell	10	8
270	N	Iona	5	1
270	N	Iona	1	3
270	N	Iona	10	3

Marist

M  
a  
r  
i  
s  
t

M  
a  
r  
i  
s  
t

[illegible]

**Non-Div. I Games:**

Kennesaw St.

Average RPI Win:	189	WON-LOST RECORD	WINNING PCT. RANK	LAST 10 GAMES	STRENGTH OF SCHEDULE	OPP. STRENGTH OF SCHEDULE	TEAM RPI	ADJ RPI	CONF. RPI	ADJ CONF. RPI	
DIV. I ONLY		20-19-0	.51282 137	6-4-0	167	129	145	.50049 145	16	16	
DIV. I NON-CONF.		7-11-0	.38889 217	2-1-0	140	78	206	.4724 205	19	19	
<hr/>											
TOTALS	RPI 1-25	RPI 26-50		W-L RECORDS	RPI 51-100		RPI 101-150		RPI 150+		
20-19-0	0-2-0	0-0-0		OVERALL	2-8-0		3-5-0		15-4-0		
10-9-0	0-1-0	0-0-0		HOME	1-6-0		0-1-0		9-1-0		
10-9-0	0-0-0	0-0-0		AWAY	1-2-0		3-4-0		6-3-0		
0-1-0	0-1-0	0-0-0		NEUTRAL	0-0-0		0-0-0		0-0-0		
7-11-0	0-2-0	0-0-0		NON-CONFERENCE	1-6-0		0-2-0		6-1-0		
4-6-0	0-1-0	0-0-0		HOME	0-4-0		0-1-0		4-0-0		
3-4-0	0-0-0	0-0-		AWAY	1-2-0		0-1-0		2-1-0		
0-1-0	0-1-0	0-0-0		NEUTRAL	0-0-0		0-0-0		0-0-0		
13-8-0	0-0-0	0-0-0		CONFERENCE	1-2-0		3-3-0		9-3-0		
6-3-0	0-0-0	0-0-0		HOME	1-2-0		0-0-0		5-1-0		
7-5-0	0-0-0	0-0-0		AWAY	0-0-0		3-3-0		4-2-0		
0-0-0	0-0-0	0-0-0		NEUTRAL	0-0-0		0-0-0		0-0-0		
RPI S	Opponent	Score	RPI S	Opponent	Score	RPI S	Opponent	Score	RPI S	Opponent	Score
13 H	Missouri St.	5 7				64 A	Georgia Tech	2 10	101 A	Middle Tenn.	4 10
19 N	Vanderbilt	11 17				64 A	Georgia Tech	11 5	101 H	Middle Tenn.	4 6
						64 A	Georgia Tech	3 12	116 A	Jacksonville St.	10 5
						68 H	Kent St.	4 5	116 A	Jacksonville St.	4 9
						68 H	Kent St.	0 3	116 A	Jacksonville St.	3 2
						68 H	Kent St.	0 15	147 A	Austin Peay	9 5
						91 H	Morehead St.	5 6	147 A	Austin Peay	8 10
						91 H	Morehead St.	4 2	147 A	Austin Peay	2 6
						91 H	Morehead St.	3 4	172 A	Southern Ill.	9 3
						96 H	Memphis	0 6	172 H	Southern Ill.	18 17
									178 A	Lipscomb	9 7
									184 A	UT Martin	8 6
									184 A	UT Martin	8 5
									184 A	UT Martin	4 7
									213 A	Eastern Ky.	2 0
									213 A	Eastern Ky.	7 3
									213 A	Eastern Ky.	2 6
									214 H	Eastern Ill.	8 3
									214 H	Eastern Ill.	3 7
									214 H	Eastern Ill.	10 1
									245 H	SIUE	8 5
									245 H	SIUE	8 6
									245 H	SIUE	4 3
									246 H	Northwestern	6 1
									250 A	Western Ky.	2 3
									250 H	Western Ky.	11 3
									263 H	Bowling Green	7 5
<hr/>											
			LAST 10 GAMES								
						178 A	Lipscomb	9 7	214 H	Eastern Ill.	3 7
						116 A	Jacksonville St.	10 5	214 H	Eastern Ill.	8 3
						116 A	Jacksonville St.	3 2	214 H	Eastern Ill.	10 1
						116 A	Jacksonville St.	4 9	101 A	Middle Tenn.	4 10
						172 A	Southern Ill.	9 3	147 A	Austin Peay	8 10

Non-Div. I Games:

Belmont



Average RPI Win: 187		WON-LOST	WINNING	LAST 10	STRENGTH OF		OPP. STRENGTH	TEAM	ADJ	CONF.	ADJ CONF.
Average RPI Loss: 128		RECORD	PCT. RANK	GAMES	SCHEDULE		OF SCHEDULE	RPI	RPI	RPI	RPI
DIV. I ONLY		19-21-0	.475	166	8-2-0		100	178	146	.50016	146
DIV. I NON-CONF.		12-13-0	.48	169	2-2-0		189	180	203	.47313	203
TOTALS		RPI 1-25	RPI 26-50		W-L RECORDS		RPI 51-100		RPI 101-150		RPI 150+
19-21-0	0-2-0	0-6-0		OVERALL		0-1-0		3-1-0		16-11-0	
13-9-0	0-0-0	0-3-0		HOME		0-1-0		0-1-0		13-4-0	
6-12-0	0-2-0	0-3-0		AWAY		0-0-0		3-0-0		3-7-0	
0-0-0	0-0-0	0-0-0		NEUTRAL		0-0-0		0-0-0		0-0-0	
12-13-0	0-2-0	0-3-0		NON-CONFERENCE		0-1-0		0-1-0		12-6-0	
10-6-0	0-0-0	0-0-0		HOME		0-1-0		0-1-0		10-4-0	
2-7-0	0-2-0	0-0-0		AWAY		0-0-0		0-0-0		2-2-0	
0-0-0	0-0-0	0-0-0		NEUTRAL		0-0-0		0-0-0		0-0-0	
7-8-0	0-0-0	0-3-0		CONFERENCE		0-0-0		3-0-0		4-5-0	
3-3-0	0-0-0	0-3-0		HOME		0-0-0		0-0-0		3-0-0	
4-5-0	0-0-0	0-0-0		AWAY		0-0-0		3-0-0		1-5-0	
0-0-0	0-0-0	0-0-0		NEUTRAL		0-0-0		0-0-0		0-0-0	
RPI S	Opponent	Score		RPI S	Opponent	Score		RPI S	Opponent	Score	
2 A	Clemson	0	8	40 H	Mercer	3	5	82 H	Michigan St.	2	3
20 A	South Carolina	1	6	40 H	Mercer	4	5	109 A	Western Caro.	5	2
				40 H	Mercer	6	7	109 A	Western Caro.	8	7
				46 A	Ole Miss	0	5	141 H	Butler	7	10
				46 A	Ole Miss	0	2	158 A	Wofford	2	21
				46 A	Ole Miss	0	1	158 A	Wofford	12	4
								158 A	Wofford	8	9
								159 A	Gardner-Webb	0	5
								162 H	ETSU	9	8
								162 H	ETSU	6	3
								162 H	ETSU	11	4
								176 A	UNCG	3	9
								176 A	UNCG	6	7
								176 A	UNCG	1	3
								179 A	Presbyterian	6	0
								179 H	Presbyterian	11	6
								179 H	Presbyterian	7	6
								184 H	UT Martin	11	3
								197 H	UNC Asheville	12	1
								208 H	Monmouth	10	6
								208 H	Monmouth	2	4
								208 H	Monmouth	12	5
								215 A	Georgia St.	0	5
								220 H	N.C. A&T	10	11
								220 H	N.C. A&T	17	2
								220 H	N.C. A&T	7	3
								265 A	USC Upstate	7	4
								265 A	USC Upstate	7	4
LAST 10 GAMES				159 A	Gardner-Webb	0	5	179 H	Presbyterian	11	6
				197 H	UNC Asheville	12	1	109 A	Western Caro.	5	2
				162 H	ETSU	11	4	109 A	Western Caro.	8	7
				162 H	ETSU	6	3	109 A	Western Caro.	6	5
				162 H	ETSU	9	8	265 H	USC Upstate	7	14

Non-Div. I Games:

Furman

RPI	S	Opponent	Score	
265	H	USC Upstate	7	14
275	H	Dayton	11	12
275	H	Dayton	9	7
275	H	Dayton	9	3

Furman

F  
u  
r  
m  
a  
n

F  
u  
r  
m  
a  
n

Average RPI Win:	154	WON-LOST RECORD	WINNING PCT. RANK	LAST 10 GAMES	STRENGTH OF SCHEDULE	OPP. STRENGTH OF SCHEDULE	TEAM RPI	ADJ RPI	CONF. RPI	ADJ CONF. RPI		
DIV. I ONLY		18-20-0	.47368	171	5-5-0	93	196	147	.50009	147	16	16
DIV. I NON-CONF.		9-9-0	.5	146	1-1-0	146	159	160	.49543	160	19	19
<hr/>												
TOTALS	RPI 1-25	RPI 26-50		W-L RECORDS		RPI 51-100		RPI 101-150		RPI 150+		
18-20-0	0-0-0	1-3-0		OVERALL		2-6-0		7-4-0		8-7-0		
12-9-0	0-0-0	1-2-0		HOME		1-4-0		6-1-0		4-2-0		
6-11-0	0-0-0	0-1-0		AWAY		1-2-0		1-3-0		4-5-0		
0-0-0	0-0-0	0-0-0		NEUTRAL		0-0-0		0-0-0		0-0-0		
9-9-0	0-0-0	1-3-0		NON-CONFERENCE		1-2-0		1-1-0		6-3-0		
6-4-0	0-0-0	1-2-0		HOME		0-0-0		1-0-0		4-2-0		
3-5-0	0-0-0	0-0-		AWAY		1-2-0		0-1-0		2-1-0		
0-0-0	0-0-0	0-0-0		NEUTRAL		0-0-0		0-0-0		0-0-0		
9-11-0	0-0-0	0-0-0		CONFERENCE		1-4-0		6-3-0		2-4-0		
6-5-0	0-0-0	0-0-0		HOME		1-4-0		5-1-0		0-0-0		
3-6-0	0-0-0	0-0-0		AWAY		0-0-0		1-2-0		2-4-0		
0-0-0	0-0-0	0-0-0		NEUTRAL		0-0-0		0-0-0		0-0-0		
RPI	S	Opponent	Score	RPI	S	Opponent	Score	RPI	S	Opponent	Score	
40	H	Mercer	1 9	52	A	North Carolina St.	3 6	101	A	Middle Tenn.	2 3	
40	H	Mercer	14 4	52	A	North Carolina St.	7 3	101	H	Middle Tenn.	21 8	
40	H	Mercer	6 10	52	A	North Carolina St.	3 9	116	H	Jacksonville St.	4 0	
44	A	Tennessee	4 18	91	H	Morehead St.	3 1	116	H	Jacksonville St.	6 5	
				91	H	Morehead St.	3 12	116	H	Jacksonville St.	8 4	
				95	H	Tennessee Tech	13 14	130	A	Southeast Mo. St.	0 10	
				95	H	Tennessee Tech	8 10	130	A	Southeast Mo. St.	11 7	
				95	H	Tennessee Tech	3 14	130	A	Southeast Mo. St.	3 5	
								145	H	Belmont	6 2	
								145	H	Belmont	5 9	
								145	H	Belmont	10 8	
								172	A	Southern Ill.	4 0	
								172	H	Southern Ill.	10 3	
								185	H	Indiana St.	9 12	
								186	H	Arkansas St.	9 8	
								196	A	Murray St.	12 17	
								196	A	Murray St.	8 5	
								196	A	Murray St.	6 8	
								213	A	Eastern Ky.	6 7	
								213	A	Eastern Ky.	14 10	
								213	A	Eastern Ky.	4 5	
				LAST 10 GAMES				250	A	Western Ky.	7 3	
				250	H	Western Ky.	17 22	213	A	Eastern Ky.	6 7	
				91	H	Morehead St.	3 12	213	A	Eastern Ky.	4 5	
				91	H	Morehead St.	3 1	145	H	Belmont	10 8	
				250	A	Western Ky.	7 3	145	H	Belmont	6 2	
				213	A	Eastern Ky.	14 10	145	H	Belmont	5 9	
								250	H	Western Ky.	17 22	
								262	H	Youngstown St.	9 2	
								267	A	Evansville	1 6	
								273	H	Illinois St.	9 4	

Non-Div. I Games:

Austin Peay

Average RPI Win: 177		WON-LOST	WINNING	LAST 10	STRENGTH OF		OPP. STRENGTH	TEAM	ADJ	CONF.	ADJ CONF.
Average RPI Loss: 117		RECORD	PCT. RANK	GAMES	SCHEDULE		OF SCHEDULE	RPI	RPI	RPI	RPI
DIV. I ONLY		17-24-0	.41463	213	5-5-0		109	112	148	.4994	148
DIV. I NON-CONF.		11-12-0	.47826	172	2-1-0		96	81	96	.52664	96
TOTALS		RPI 1-25	RPI 26-50		W-L RECORDS		RPI 51-100		RPI 101-150		RPI 150+
17-24-0		0-2-0	1-3-0		OVERALL		1-6-0		1-3-0		14-10-0
5-8-0		0-1-0	0-0-0		HOME		0-0-0		0-3-0		5-4-0
9-13-0		0-1-0	1-2-0		AWAY		1-6-0		0-0-0		7-4-0
3-3-0		0-0-0	0-1-0		NEUTRAL		0-0-0		1-0-0		2-2-0
11-12-0		0-2-0	0-1-0		NON-CONFERENCE		0-4-0		1-0-0		10-5-0
3-1-0		0-1-0	0-0-0		HOME		0-0-0		0-0-0		3-0-0
5-8-0		0-1-0	0-0-		AWAY		0-4-0		0-0-0		5-3-0
3-3-0		0-0-0	0-1-0		NEUTRAL		0-0-0		1-0-0		2-2-0
6-12-0		0-0-0	1-2-0		CONFERENCE		1-2-0		0-3-0		4-5-0
2-7-0		0-0-0	0-0-0		HOME		0-0-0		0-3-0		2-4-0
4-5-0		0-0-0	1-2-0		AWAY		1-2-0		0-0-0		2-1-0
0-0-0		0-0-0	0-0-0		NEUTRAL		0-0-0		0-0-0		0-0-0
RPI S	Opponent	Score	RPI S	Opponent	Score	RPI S	Opponent	Score	RPI S	Opponent	Score
10 H	Wake Forest	4 5	39 N	St. John's (NY)	3 7	61 A	Missouri	2 3	109 N	Western Caro.	7 3
20 A	South Carolina	4 8	49 A	Louisiana	12 4	61 A	Missouri	1 7	118 H	UT Arlington	1 18
			49 A	Louisiana	3 4	61 A	Missouri	0 4	118 H	UT Arlington	2 5
			49 A	Louisiana	0 3	70 A	Ga. Southern	4 6	118 H	UT Arlington	5 6
						70 A	Ga. Southern	7 3	159 A	Gardner-Webb	5 4
						70 A	Ga. Southern	2 6	159 A	Gardner-Webb	4 2
						83 A	East Carolina	0 4	159 A	Gardner-Webb	5 1
									162 A	ETSU	4 5
									162 H	ETSU	8 7
									165 A	Davidson	6 12
									169 H	Texas St.	4 7
									169 H	Texas St.	0 2
									169 H	Texas St.	3 6
									177 A	Radford	7 5
									177 H	Radford	13 9
									183 A	UNCW	5 6
									189 N	VMI	5 11
									189 N	VMI	3 1
									197 H	UNC Asheville	4 3
									215 H	Georgia St.	13 1
									215 H	Georgia St.	6 1
									215 H	Georgia St.	6 8
									221 N	George Mason	1 3
									229 A	Little Rock	2 6
									229 A	Little Rock	7 6
									229 A	Little Rock	3 2
									259 A	N.C. Central	7 5
LAST 10 GAMES			162 H	ETSU	8 7	70 A	Ga. Southern	4 6	221 N	George Mason	1 3
			215 H	Georgia St.	13 1	70 A	Ga. Southern	7 3	229 A	Little Rock	2 6
			215 H	Georgia St.	6 1	70 A	Ga. Southern	2 6	229 A	Little Rock	7 6
			215 H	Georgia St.	6 8	165 A	Davidson	6 12	229 A	Little Rock	3 2
			177 A	Radford	7 5	118 H	UT Arlington	5 6	259 A	N.C. Central	7 5

Non-Div. I Games:

Appalachian St.

RPI	S	Opponent	Score	
259	N	N.C. Central	9	5

Appalachian St.

A  
P  
P  
a  
l  
a  
c  
h  
i  
a  
n  
S  
t  
.

A  
P  
P  
a  
l  
a  
c  
h  
i  
a  
n  
S  
t  
.

Average RPI Win:	200	WON-LOST	WINNING	LAST 10	STRENGTH OF	OPP. STRENGTH	TEAM	ADJ	CONF.	ADJ CONF.					
Average RPI Loss:	119	RECORD	PCT. RANK	GAMES	SCHEDULE	OF SCHEDULE	RPI	RPI	RPI	RPI					
DIV. I ONLY		20-17-0	.54054	116	9-1-0	199	163	149	.4977	149	21	21			
DIV. I NON-CONF.		11-14-0	.44	195	4-1-0	237	178	222	.46381	221	23	23			
<hr/>															
TOTALS	RPI 1-25	RPI 26-50		W-L RECORDS		RPI 51-100		RPI 101-150		RPI 150+					
20-17-0	0-0-0	0-4-0		OVERALL		0-2-0		7-5-0		13-6-0					
9-4-0	0-0-0	0-1-0		HOME		0-2-0		3-0-0		6-1-0					
7-9-0	0-0-0	0-3-0		AWAY		0-0-0		3-4-0		4-2-0					
4-4-0	0-0-0	0-0-0		NEUTRAL		0-0-0		1-1-0		3-3-0					
11-14-0	0-0-0	0-4-0		NON-CONFERENCE		0-2-0		4-5-0		7-3-0					
4-3-0	0-0-0	0-1-0		HOME		0-2-0		0-0-0		4-0-0					
3-7-0	0-0-0	0-0-		AWAY		0-0-0		3-4-0		0-0-0					
4-4-0	0-0-0	0-0-0		NEUTRAL		0-0-0		1-1-0		3-3-0					
9-3-0	0-0-0	0-0-0		CONFERENCE		0-0-0		3-0-0		6-3-0					
5-1-0	0-0-0	0-0-0		HOME		0-0-0		3-0-0		2-1-0					
4-2-0	0-0-0	0-0-0		AWAY		0-0-0		0-0-0		4-2-0					
0-0-0	0-0-0	0-0-0		NEUTRAL		0-0-0		0-0-0		0-0-0					
RPI	S	Opponent	Score	RPI	S	Opponent	Score	RPI	S	Opponent	Score				
				27	A	Southern Miss.	4 9	88	H	Boston College	1 5	103	A	North Florida	6 17
				27	A	Southern Miss.	1 14	88	H	Boston College	7 10	103	A	North Florida	1 11
				27	A	Southern Miss.	7 8					103	A	North Florida	7 6
				50	H	Rhode Island	3 7					103	A	North Florida	9 1
												108	A	Cincinnati	8 10
												108	A	Cincinnati	6 3
												108	A	Cincinnati	2 4
												128	N	Central Mich.	9 8
												132	N	Ball St.	5 6
												140	H	Col. of Charleston	6 3
												140	H	Col. of Charleston	6 3
												140	H	Col. of Charleston	4 3
												154	H	Delaware	3 2
												154	H	Delaware	1 2
												154	H	Delaware	7 4
												156	A	Elon	0 6
												156	A	Elon	9 2
												156	A	Elon	6 11
												202	N	Western Mich.	7 14
												207	N	Toledo	9 2
												240	A	Towson	7 5
												240	A	Towson	5 2
												240	A	Towson	5 3
												243	N	Massachusetts	5 6
												256	N	Bucknell	7 9
												283	N	Lehigh	12 6
												286	N	Chicago St.	10 7
<hr/>															
				LAST 10 GAMES											
				292	H	NYIT	16 7	140	H	Col. of Charleston	6 3	240	A	Towson	5 3
				292	H	NYIT	8 3	140	H	Col. of Charleston	4 3	243	N	Massachusetts	5 6
				292	H	NYIT	11 0	140	H	Col. of Charleston	6 3	256	N	Bucknell	7 9
				292	H	NYIT	12 3	154	H	Delaware	3 2	283	N	Lehigh	12 6
				243	N	Massachusetts	5 6	154	H	Delaware	7 4	286	N	Chicago St.	10 7

**Non-Div. I Games:**

Northeastern

RPI	S	Opponent	Score	
292	H	NYIT	12	3
292	H	NYIT	11	0
292	H	NYIT	8	3
292	H	NYIT	16	7

Northeastern

N  
o  
r  
t  
h  
e  
a  
s  
t  
e  
r  
n

N  
o  
r  
t  
h  
e  
a  
s  
t  
e  
r  
n

Average RPI Win:	202	WON-LOST	WINNING	LAST 10	STRENGTH OF	OPP. STRENGTH	TEAM	ADJ	CONF.	ADJ CONF.	
Average RPI Loss:	188	RECORD	PCT. RANK	GAMES	SCHEDULE	OF SCHEDULE	RPI	RPI	RPI	RPI	
DIV. I ONLY	19-15-0	.55882	102	6-4-0	201	271	150	.49718	150	24	24
DIV. I NON-CONF.	10-9-0	.52632	128	4-3-0	258	296	216	.46745	215	24	24
<hr/>											
TOTALS	RPI 1-25	RPI 26-50		W-L RECORDS		RPI 51-100		RPI 101-150		RPI 150+	
19-15-0	0-0-0	2-1-0		OVERALL		0-0-0		1-1-0		16-13-0	
7-2-0	0-0-0	2-1-0		HOME		0-0-0		0-0-0		5-1-0	
7-8-0	0-0-0	0-0-0		AWAY		0-0-0		0-0-0		7-8-0	
5-5-0	0-0-0	0-0-0		NEUTRAL		0-0-0		1-1-0		4-4-0	
<hr/>											
10-9-0	0-0-0	0-0-0		NON-CONFERENCE		0-0-0		1-1-0		9-8-0	
2-1-0	0-0-0	0-0-0		HOME		0-0-0		0-0-0		2-1-0	
3-3-0	0-0-0	0-0-		AWAY		0-0-0		0-0-0		3-3-0	
5-5-0	0-0-0	0-0-0		NEUTRAL		0-0-0		1-1-0		4-4-0	
<hr/>											
9-6-0	0-0-0	2-1-0		CONFERENCE		0-0-0		0-0-0		7-5-0	
5-1-0	0-0-0	2-1-0		HOME		0-0-0		0-0-0		3-0-0	
4-5-0	0-0-0	0-0-0		AWAY		0-0-0		0-0-0		4-5-0	
0-0-0	0-0-0	0-0-0		NEUTRAL		0-0-0		0-0-0		0-0-0	
<hr/>											
RPI S	Opponent	Score	RPI S	Opponent	Score	RPI S	Opponent	Score	RPI S	Opponent	Score
			50 H	Rhode Island	5 2				115 N	Dartmouth	1 13
			50 H	Rhode Island	7 5				115 N	Dartmouth	8 7
			50 H	Rhode Island	4 8				161 A	Saint Louis	4 9
									161 A	Saint Louis	6 5
									161 A	Saint Louis	2 4
									165 A	Davidson	17 4
									165 A	Davidson	2 9
									165 A	Davidson	2 9
									182 N	Eastern Mich.	7 12
									187 A	Niagara	1 2
									187 A	Niagara	5 1
									187 H	Niagara	7 2
									194 N	Maine	5 6
									194 N	Maine	4 3
									194 N	Maine	4 5
									199 N	Penn	4 0
									200 H	Buffalo	4 5
									200 H	Buffalo	1 0
									221 A	George Mason	2 1
									221 A	George Mason	0 1
									221 A	George Mason	7 4
			LAST 10 GAMES						256 A	Bucknell	5 4
			200 H	Buffalo	1 0	256 A	Bucknell	5 4	256 A	Bucknell	7 4
			221 A	George Mason	0 1	276 A	Wagner	1 4	274 N	North Dakota St.	10 3
			221 A	George Mason	7 4	276 A	Wagner	5 6	274 N	North Dakota St.	7 3
			221 A	George Mason	2 1	187 A	Niagara	1 2	274 N	North Dakota St.	0 10
			256 A	Bucknell	7 4	187 A	Niagara	5 1	275 H	Dayton	18 14

Non-Div. I Games:

St. Bonaventure



RPI	S	Opponent	Score	
275	H	Dayton	6	4
275	H	Dayton	9	0
276	A	Wagner	5	6
276	A	Wagner	1	4

St. Bonaventure

S  
t  
.  
B  
o  
n  
a  
v  
e  
n  
t  
u  
r  
e

S  
t  
.  
B  
o  
n  
a  
v  
e  
n  
t  
u  
r  
e

Average RPI Win:	170	WON-LOST RECORD	WINNING PCT. RANK	LAST 10 GAMES	STRENGTH OF SCHEDULE	OPP. STRENGTH OF SCHEDULE	TEAM RPI	ADJ RPI	CONF. RPI	ADJ CONF. RPI	
Average RPI Loss:	105										
DIV. I ONLY	22-14-0	.61111	68	5-5-0	219	71	151	.49677	151	8	8
DIV. I NON-CONF.	18-9-0	.66667	46	1-0-0	183	66	125	.51039	125	8	8
<hr/>											
TOTALS	RPI 1-25	RPI 26-50		W-L RECORDS	RPI 51-100		RPI 101-150		RPI 150+		
22-14-0	0-0-0	1-3-0		OVERALL	4-2-0		5-6-0		12-3-0		
16-10-0	0-0-0	1-3-0		HOME	1-2-0		2-2-0		12-3-0		
5-3-0	0-0-0	0-0-0		AWAY	2-0-0		3-3-0		0-0-0		
1-1-0	0-0-0	0-0-0		NEUTRAL	1-0-0		0-1-0		0-0-0		
<hr/>											
18-9-0	0-0-0	1-3-0		NON-CONFERENCE	4-2-0		2-3-0		11-1-0		
15-8-0	0-0-0	1-3-0		HOME	1-2-0		2-2-0		11-1-0		
2-0-0	0-0-0	0-0-		AWAY	2-0-0		0-0-0		0-0-0		
1-1-0	0-0-0	0-0-0		NEUTRAL	1-0-0		0-1-0		0-0-0		
<hr/>											
4-5-0	0-0-0	0-0-0		CONFERENCE	0-0-0		3-3-0		1-2-0		
1-2-0	0-0-0	0-0-0		HOME	0-0-0		0-0-0		1-2-0		
3-3-0	0-0-0	0-0-0		AWAY	0-0-0		3-3-0		0-0-0		
0-0-0	0-0-0	0-0-0		NEUTRAL	0-0-0		0-0-0		0-0-0		
<hr/>											
RPI S	Opponent	Score	RPI S	Opponent	Score	RPI S	Opponent	Score	RPI S	Opponent	Score
			26 H	Indiana	6 7	52 H	North Carolina St.	0 4	102 N	Iowa	6 7
			26 H	Indiana	11 10	52 H	North Carolina St.	8 3	126 H	San Francisco	1 3
			26 H	Indiana	5 8	52 H	North Carolina St.	1 8	126 H	San Francisco	1 3
			26 H	Indiana	3 4	63 A	Minnesota	11 2	126 H	San Francisco	3 2
						63 A	Minnesota	4 0	126 H	San Francisco	3 2
						94 N	Oral Roberts	6 4	134 A	UC Riverside	7 4
									134 A	UC Riverside	4 2
									134 A	UC Riverside	2 9
									137 A	Cal Poly	5 15
									137 A	Cal Poly	1 7
									137 A	Cal Poly	11 1
									153 H	UC Davis	3 9
									153 H	UC Davis	3 1
									153 H	UC Davis	4 11
									223 H	Nevada	12 5
									223 H	Nevada	3 2
									223 H	Nevada	3 2
									223 H	Nevada	2 9
									231 H	San Jose St.	14 1
									231 H	San Jose St.	8 7
									231 H	San Jose St.	6 2
									231 H	San Jose St.	5 4
									260 H	Sacred Heart	6 3
									260 H	Sacred Heart	4 1
									260 H	Sacred Heart	8 2
									260 H	Sacred Heart	6 5
<hr/>											
			LAST 10 GAMES								
			153 H	UC Davis	3 1	134 A	UC Riverside	4 2	260 H	Sacred Heart	6 3
			153 H	UC Davis	3 9	137 A	Cal Poly	1 7	260 H	Sacred Heart	4 1
			153 H	UC Davis	4 11	137 A	Cal Poly	5 15	260 H	Sacred Heart	8 2
			134 A	UC Riverside	7 4	137 A	Cal Poly	11 1	260 H	Sacred Heart	6 5
			134 A	UC Riverside	2 9	223 H	Nevada	3 2			

Non-Div. I Games:

Hawaii

Average RPI Win:	218	WON-LOST RECORD	WINNING PCT. RANK	LAST 10 GAMES	STRENGTH OF SCHEDULE	OPP. STRENGTH OF SCHEDULE	TEAM RPI	ADJ RPI	CONF. RPI	ADJ CONF. RPI	
DIV. I ONLY	23-15-0	.60526	74	9-1-0	266	231	152	.49646	152	26	26
DIV. I NON-CONF.	13-13-0	.5	146	3-1-0	170	209	130	.50894	130	25	25
TOTALS	RPI 1-25	RPI 26-50	W-L RECORDS		RPI 51-100	RPI 101-150	RPI 150+				
23-15-0	0-0-0	0-1-0	OVERALL		1-5-0	2-2-0	20-7-0				
8-4-0	0-0-0	0-1-0	HOME		1-0-0	0-0-0	7-3-0				
14-9-0	0-0-0	0-0-0	AWAY		0-5-0	2-2-0	12-2-0				
1-2-0	0-0-0	0-0-0	NEUTRAL		0-0-0	0-0-0	1-2-0				
13-13-0	0-0-0	0-1-0	NON-CONFERENCE		1-5-0	2-2-0	10-5-0				
3-3-0	0-0-0	0-1-0	HOME		1-0-0	0-0-0	2-2-0				
9-8-0	0-0-0	0-0-	AWAY		0-5-0	2-2-0	7-1-0				
1-2-0	0-0-0	0-0-0	NEUTRAL		0-0-0	0-0-0	1-2-0				
10-2-0	0-0-0	0-0-0	CONFERENCE		0-0-0	0-0-0	10-2-0				
5-1-0	0-0-0	0-0-0	HOME		0-0-0	0-0-0	5-1-0				
5-1-0	0-0-0	0-0-0	AWAY		0-0-0	0-0-0	5-1-0				
0-0-0	0-0-0	0-0-0	NEUTRAL		0-0-0	0-0-0	0-0-0				
RPI S Opponent	Score	RPI S Opponent	Score	RPI S Opponent	Score	RPI S Opponent	Score				
		45 H UConn	1 6	59 H Yale	5 1	127 A Lamar University	7 6				
			73 A Bethune-Cookman	5 7	127 A Lamar University	1 5					
			73 A Bethune-Cookman	5 9	127 A Lamar University	9 19					
			90 A VCU	4 5	127 A Lamar University	6 2					
			90 A VCU	3 4	160 A Hartford	10 2					
			90 A VCU	1 2	160 H Hartford	3 4					
			160 H Hartford	7 3							
			198 A Stetson	5 2							
			198 A Stetson	6 0							
			198 A Stetson	0 3							
			199 N Penn	7 5							
			199 N Penn	0 8							
			199 N Penn	3 6							
			205 A Stony Brook	2 1							
			205 A Stony Brook	1 0							
			232 A Rider	5 6							
			232 A Rider	9 1							
			232 A Rider	1 0							
			235 A Siena	7 1							
			235 A Siena	19 0							
		235 A Siena	2 0								
		236 H Fordham	6 3								
		253 H Manhattan	6 13								
		253 H Manhattan	6 0								
		253 H Manhattan	6 4								
260 H Sacred Heart	5 8										
272 A Hofstra	17 11										
LAST 10 GAMES				260 H Sacred Heart	5 8	253 H Manhattan	6 13				
205 A Stony Brook	1 0	236 H Fordham	6 3	253 H Manhattan	6 0						
205 A Stony Brook	2 1	298 H Saint Peter's	6 4	253 H Manhattan	6 4						
235 A Siena	19 0	298 H Saint Peter's	3 2	260 H Sacred Heart	5 8						
235 A Siena	2 0	298 H Saint Peter's	7 1	272 A Hofstra	17 11						
235 A Siena	7 1										

Non-Div. I Games:

Fairfield

RPI	S	Opponent	Score	
292	A	NYIT	8	2
298	H	Saint Peter's	3	2
298	H	Saint Peter's	7	1
298	H	Saint Peter's	6	4

Fairfield

F  
a  
i  
r  
f  
i  
e  
l  
d

F  
a  
i  
r  
f  
i  
e  
l  
d

Average RPI Win:		181	WON-LOST RECORD		WINNING PCT. RANK		LAST 10 GAMES		STRENGTH OF SCHEDULE		OPP. STRENGTH OF SCHEDULE		TEAM RPI		ADJ RPI		CONF. RPI		ADJ CONF. RPI				
DIV. I ONLY			12-20-0		.375	237	3-7-0		50		138		153		.49603		153	8		8			
DIV. I NON-CONF.			7-13-0		.35	239	0-1-0		31		152		164		.493		164	8		8			
TOTALS		RPI 1-25		RPI 26-50			W-L RECORDS			RPI 51-100			RPI 101-150			RPI 150+							
12-20-0		0-4-0		1-5-0			OVERALL			0-3-0			1-2-0			10-6-0							
8-7-0		0-0-0		1-2-0			HOME			0-1-0			1-2-0			6-2-0							
4-12-0		0-4-0		0-3-0			AWAY			0-1-0			0-0-0			4-4-0							
0-1-0		0-0-0		0-0-0			NEUTRAL			0-1-0			0-0-0			0-0-0							
7-13-0		0-4-0		1-2-0			NON-CONFERENCE			0-3-0			0-0-0			6-4-0							
5-4-0		0-0-0		1-2-0			HOME			0-1-0			0-0-0			4-1-0							
2-8-0		0-4-0		0-0-			AWAY			0-1-0			0-0-0			2-3-0							
0-1-0		0-0-0		0-0-0			NEUTRAL			0-1-0			0-0-0			0-0-0							
5-7-0		0-0-0		0-3-0			CONFERENCE			0-0-0			1-2-0			4-2-0							
3-3-0		0-0-0		0-0-0			HOME			0-0-0			1-2-0			2-1-0							
2-4-0		0-0-0		0-3-0			AWAY			0-0-0			0-0-0			2-1-0							
0-0-0		0-0-0		0-0-0			NEUTRAL			0-0-0			0-0-0			0-0-0							
RPI	S	Opponent		Score		RPI	S	Opponent		Score		RPI	S	Opponent		Score		RPI	S	Opponent		Score	
1	A	Oregon St.		0	4	32	A	Cal St. Fullerton		8	9	56	A	Oregon		2	7	137	H	Cal Poly		1	4
1	A	Oregon St.		1	4	32	A	Cal St. Fullerton		0	6	81	H	Saint Mary's (CA)		2	5	137	H	Cal Poly		3	0
1	A	Oregon St.		2	14	32	A	Cal St. Fullerton		5	8	81	N	Saint Mary's (CA)		4	6	137	H	Cal Poly		6	9
18	A	Stanford		2	8	45	H	UConn		6	9							151	A	Hawaii		9	3
						45	H	UConn		4	7							151	A	Hawaii		1	3
						45	H	UConn		8	7							151	A	Hawaii		11	4
																		166	A	Creighton		3	4
																		166	A	Creighton		12	1
																		166	A	Creighton		1	2
																		173	H	CSUN		7	5
																		173	H	CSUN		8	2
																		173	H	CSUN		2	4
																		209	H	Penn St.		10	2
																		210	A	Sacramento St.		0	1
																		210	H	Sacramento St.		7	6
																		228	A	UNLV		8	3
																		264	H	Utah Valley		7	6
																		264	H	Utah Valley		9	4
																		264	H	Utah Valley		3	4
						LAST 10 GAMES																	
						151	A	Hawaii		1	3	137	H	Cal Poly		1	4						
						151	A	Hawaii		9	3	210	A	Sacramento St.		0	1						
						151	A	Hawaii		11	4	32	A	Cal St. Fullerton		5	8						
						137	H	Cal Poly		6	9	32	A	Cal St. Fullerton		8	9						
						137	H	Cal Poly		3	0	32	A	Cal St. Fullerton		0	6						

Non-Div. I Games:

UC Davis

Average RPI Win: 209		WON-LOST	WINNING	LAST 10	STRENGTH OF		OPP. STRENGTH	TEAM	ADJ	CONF.	ADJ CONF.
Average RPI Loss: 155		RECORD	PCT. RANK	GAMES	SCHEDULE		OF SCHEDULE	RPI	RPI	RPI	RPI
DIV. I ONLY		23-15-0	.60526	74	7-3-0		233	208	155	.4953	154
DIV. I NON-CONF.		14-9-0	.6087	76	2-0-0		239	233	182	.48481	182
TOTALS		RPI 1-25	RPI 26-50		W-L RECORDS		RPI 51-100		RPI 101-150		RPI 150+
23-15-0	1-0-0	0-1-0		OVERALL		0-3-0		3-3-0		19-8-0	
16-3-0	0-0-0	0-0-0		HOME		0-0-0		2-1-0		14-2-0	
4-8-0	0-0-0	0-1-0		AWAY		0-0-0		1-2-0		3-5-0	
3-4-0	1-0-0	0-0-0		NEUTRAL		0-3-0		0-0-0		2-1-0	
14-9-0	1-0-0	0-1-0		NON-CONFERENCE		0-3-0		0-0-0		13-5-0	
11-2-0	0-0-0	0-0-0		HOME		0-0-0		0-0-0		11-2-0	
0-3-0	0-0-0	0-0-		AWAY		0-0-0		0-0-0		0-2-0	
3-4-0	1-0-0	0-0-0		NEUTRAL		0-3-0		0-0-0		2-1-0	
9-6-0	0-0-0	0-0-0		CONFERENCE		0-0-0		3-3-0		6-3-0	
5-1-0	0-0-0	0-0-0		HOME		0-0-0		2-1-0		3-0-0	
4-5-0	0-0-0	0-0-0		AWAY		0-0-0		1-2-0		3-3-0	
0-0-0	0-0-0	0-0-0		NEUTRAL		0-0-0		0-0-0		0-0-0	
RPI S	Opponent	Score		RPI S	Opponent	Score		RPI S	Opponent	Score	
4 N	Kentucky	4	3	34 A	Old Dominion	1	2	86 N	Pittsburgh	3	5
								86 N	Pittsburgh	2	3
								92 N	Kansas St.	0	7
									William & Mary	5	4
									William & Mary	2	8
									William & Mary	8	5
									Northeastern	2	3
									Northeastern	2	1
									Northeastern	4	7
									UMass Lowell	5	6
									Elon	11	2
									Elon	2	15
									Elon	3	2
									Ohio St.	10	15
									UMBC	4	5
									UMBC	17	6
									Penn	10	9
									Penn St.	8	0
									Penn St.	6	1
									Penn St.	5	0
									James Madison	5	6
									James Madison	8	12
									James Madison	10	2
									Rider	8	5
									Rider	3	4
									Rider	21	6
									Saint Joseph's	11	6
									Saint Joseph's	10	8
									La Salle	3	7
									Hofstra	8	4
LAST 10 GAMES											

Non-Div. I Games:

Delaware

RPI	S	Opponent	Score	
272	H	Hofstra	17	7
272	H	Hofstra	11	4
276	H	Wagner	15	7
276	H	Wagner	19	6
276	H	Wagner	21	8
279	H	Delaware St.	15	5

Delaware

D  
e  
l  
a  
w  
a  
r  
e

D  
e  
l  
a  
w  
a  
r  
e

Average RPI Win: 189		WON-LOST RECORD		WINNING PCT. RANK		LAST 10 GAMES		STRENGTH OF SCHEDULE		OPP. STRENGTH OF SCHEDULE		TEAM RPI		ADJ RPI		CONF. RPI		ADJ CONF. RPI	
DIV. I ONLY		20-16-0		.55556 104		6-4-0		197		205		156		.49514 155		17		17	
DIV. I NON-CONF.		12-10-0		.54545 115		3-1-0		206		222		141		.50368 141		17		17	
TOTALS		RPI 1-25		RPI 26-50		W-L RECORDS		RPI 51-100		RPI 101-150		RPI 150+							
20-16-0		0-0-0		1-4-0		OVERALL		2-2-0		2-1-0		15-9-0							
7-4-0		0-0-0		0-0-0		HOME		0-0-0		0-0-0		7-4-0							
5-5-0		0-0-0		0-0-0		AWAY		0-1-0		2-0-0		3-4-0							
8-7-0		0-0-0		1-4-0		NEUTRAL		2-1-0		0-1-0		5-1-0							
12-10-0		0-0-0		1-4-0		NON-CONFERENCE		1-1-0		2-1-0		8-4-0							
1-1-0		0-0-0		0-0-0		HOME		0-0-0		0-0-0		1-1-0							
4-3-0		0-0-0		0-0-		AWAY		0-1-0		2-0-0		2-2-0							
7-6-0		0-0-0		1-4-0		NEUTRAL		1-0-0		0-1-0		5-1-0							
8-6-0		0-0-0		0-0-0		CONFERENCE		1-1-0		0-0-0		7-5-0							
6-3-0		0-0-0		0-0-0		HOME		0-0-0		0-0-0		6-3-0							
1-2-0		0-0-0		0-0-0		AWAY		0-0-0		0-0-0		1-2-0							
1-1-0		0-0-0		0-0-0		NEUTRAL		1-1-0		0-0-0		0-0-0							
RPI	S	Opponent	Score	RPI	S	Opponent	Score	RPI	S	Opponent	Score	RPI	S	Opponent	Score				
				39	N	St. John's (NY)	3 6	52	A	North Carolina St.	0 8	115	A	Dartmouth	9 5				
				45	N	UConn	3 7	54	N	Binghamton	5 2	117	A	William & Mary	13 6				
				45	N	UConn	11 8	54	N	Binghamton	0 1	143	N	Marist	5 6				
				45	N	UConn	3 5	87	N	Notre Dame	8 0	154	A	Delaware	6 5				
				45	N	UConn	1 7					165	A	Davidson	5 8				
												181	A	UMBC	2 5				
												181	A	UMBC	6 2				
												181	A	UMBC	2 5				
												194	H	Maine	5 8				
												194	H	Maine	3 0				
												194	H	Maine	4 3				
												201	A	Central Conn. St.	0 5				
												205	H	Stony Brook	1 4				
												205	H	Stony Brook	7 5				
												205	H	Stony Brook	4 0				
												211	H	Albany (NY)	2 4				
												211	H	Albany (NY)	4 0				
												211	H	Albany (NY)	18 0				
												238	H	Brown	7 8				
												238	H	Brown	3 0				
												240	N	Towson	10 8				
												243	A	Massachusetts	6 0				
												253	N	Manhattan	5 2				
												253	N	Manhattan	10 1				
												275	N	Dayton	8 13				
												283	N	Lehigh	3 2				
												288	N	Fairleigh Dickinson	12 9				
LAST 10 GAMES																			
				181	A	UMBC	2 5	205	H	Stony Brook	1 4	253	N	Manhattan	5 2				
				181	A	UMBC	2 5	205	H	Stony Brook	4 0	253	N	Manhattan	10 1				
				181	A	UMBC	6 2	205	H	Stony Brook	7 5	275	N	Dayton	8 13				
				238	H	Brown	3 0	243	A	Massachusetts	6 0	283	N	Lehigh	3 2				
				238	H	Brown	7 8	115	A	Dartmouth	9 5	288	N	Fairleigh Dickinson	12 9				

Non-Div. I Games:

UMass Lowell



Average RPI Win:		197	WON-LOST RECORD		WINNING PCT. RANK		LAST 10 GAMES		STRENGTH OF SCHEDULE		OPP. STRENGTH OF SCHEDULE		TEAM RPI		ADJ RPI		CONF. RPI		ADJ CONF. RPI	
DIV. I ONLY			19-22-0		.46341 181		4-6-0		80		147		157		.49497 156		21		21	
DIV. I NON-CONF.			10-16-0		.38462 219		0-3-0		59		71		193		.47976 193		23		23	
TOTALS		RPI 1-25		RPI 26-50		W-L RECORDS		RPI 51-100		RPI 101-150		RPI 150+								
19-22-0		0-6-0		0-0-0		OVERALL		1-6-0		3-3-0		15-7-0								
15-12-0		0-1-0		0-0-0		HOME		1-5-0		2-1-0		12-5-0								
4-10-0		0-5-0		0-0-0		AWAY		0-1-0		1-2-0		3-2-0								
0-0-0		0-0-0		0-0-0		NEUTRAL		0-0-0		0-0-0		0-0-0								
10-16-0		0-6-0		0-0-0		NON-CONFERENCE		1-6-0		0-0-0		9-4-0								
9-9-0		0-1-0		0-0-0		HOME		1-5-0		0-0-0		8-3-0								
1-7-0		0-5-0		0-0-		AWAY		0-1-0		0-0-0		1-1-0								
0-0-0		0-0-0		0-0-0		NEUTRAL		0-0-0		0-0-0		0-0-0								
9-6-0		0-0-0		0-0-0		CONFERENCE		0-0-0		3-3-0		6-3-0								
6-3-0		0-0-0		0-0-0		HOME		0-0-0		2-1-0		4-2-0								
3-3-0		0-0-0		0-0-0		AWAY		0-0-0		1-2-0		2-1-0								
0-0-0		0-0-0		0-0-0		NEUTRAL		0-0-0		0-0-0		0-0-0								
RPI	S	Opponent		Score		RPI	S	Opponent		Score		RPI	S	Opponent		Score				
2	A	Clemson		0	1					52	H	North Carolina St.	2	6	117	A	William & Mary	7	6	
2	A	Clemson		5	13					65	H	Liberty	0	1	117	A	William & Mary	6	14	
2	A	Clemson		0	3					70	H	Ga. Southern	0	7	117	A	William & Mary	2	8	
3	A	North Carolina		2	11					70	H	Ga. Southern	8	6	149	H	Northeastern	6	0	
10	A	Wake Forest		1	14					70	H	Ga. Southern	1	5	149	H	Northeastern	11	6	
10	H	Wake Forest		1	13					83	A	East Carolina	2	7	149	H	Northeastern	2	9	
										83	H	East Carolina	7	11	154	H	Delaware	15	2	
															154	H	Delaware	2	3	
															154	H	Delaware	2	11	
															157	A	High Point	14	8	
															157	H	High Point	3	5	
															176	A	UNCG	8	12	
															177	H	Radford	10	1	
															189	H	VMI	4	10	
															189	H	VMI	8	3	
															189	H	VMI	3	2	
															225	H	James Madison	3	0	
															225	H	James Madison	7	1	
															225	H	James Madison	9	2	
															240	A	Towson	10	11	
															240	A	Towson	8	1	
															240	A	Towson	5	4	
															243	H	Massachusetts	4	3	
															243	H	Massachusetts	3	0	
															243	H	Massachusetts	5	1	
															258	H	Longwood	5	9	
															258	H	Longwood	7	0	
LAST 10 GAMES																				
						3	A	North Carolina	2	11	240	A	Towson	5	4					
						154	H	Delaware	2	3	240	A	Towson	10	11					
						154	H	Delaware	15	2	10	H	Wake Forest	1	13					
						154	H	Delaware	2	11	157	H	High Point	3	5					
						240	A	Towson	8	1	117	A	William & Mary	7	6					

Non-Div. I Games:

Elon

RPI	S	Opponent	Score	
258	H	Longwood	10	5

Elon

E  
l  
o  
n

E  
l  
o  
n

Average RPI Win:	195	WON-LOST RECORD	WINNING PCT. RANK	LAST 10 GAMES	STRENGTH OF SCHEDULE	OPP. STRENGTH OF SCHEDULE	TEAM RPI	ADJ RPI	CONF. RPI	ADJ CONF. RPI		
DIV. I ONLY		22-18-0	.55	111	7-3-0	204	171	158	.49482	157	18	18
DIV. I NON-CONF.		13-9-0	.59091	92	2-1-0	271	219	181	.48504	181	20	20
<hr/>												
TOTALS	RPI 1-25	RPI 26-50		W-L RECORDS		RPI 51-100		RPI 101-150		RPI 150+		
22-18-0	0-1-0	0-0-0		OVERALL		1-5-0		2-1-0		19-11-0		
12-8-0	0-1-0	0-0-0		HOME		0-0-0		0-0-0		12-7-0		
10-10-0	0-0-0	0-0-0		AWAY		1-5-0		2-1-0		7-4-0		
0-0-0	0-0-0	0-0-0		NEUTRAL		0-0-0		0-0-0		0-0-0		
<hr/>												
13-9-0	0-1-0	0-0-0		NON-CONFERENCE		0-0-0		2-1-0		11-7-0		
6-5-0	0-1-0	0-0-0		HOME		0-0-0		0-0-0		6-4-0		
7-4-0	0-0-0	0-0-		AWAY		0-0-0		2-1-0		5-3-0		
0-0-0	0-0-0	0-0-0		NEUTRAL		0-0-0		0-0-0		0-0-0		
<hr/>												
9-9-0	0-0-0	0-0-0		CONFERENCE		1-5-0		0-0-0		8-4-0		
6-3-0	0-0-0	0-0-0		HOME		0-0-0		0-0-0		6-3-0		
3-6-0	0-0-0	0-0-0		AWAY		1-5-0		0-0-0		2-1-0		
0-0-0	0-0-0	0-0-0		NEUTRAL		0-0-0		0-0-0		0-0-0		
<hr/>												
RPI S	Opponent	Score	RPI S	Opponent	Score	RPI S	Opponent	Score	RPI S	Opponent	Score	
10 H	Wake Forest	8 18				65 A	Liberty	1 11	144 A	Kennesaw St.	7 6	
						65 A	Liberty	7 4	144 A	Kennesaw St.	4 5	
						65 A	Liberty	2 14	144 A	Kennesaw St.	6 3	
						84 A	Winthrop	3 7	156 A	Elon	5 3	
						84 A	Winthrop	5 12	156 H	Elon	8 14	
						84 A	Winthrop	0 4	159 H	Gardner-Webb	6 4	
									159 H	Gardner-Webb	12 7	
									159 H	Gardner-Webb	2 7	
									165 A	Davidson	12 11	
									165 H	Davidson	7 0	
									176 H	UNCG	1 0	
									179 A	Presbyterian	1 13	
									179 A	Presbyterian	13 1	
									179 A	Presbyterian	3 2	
									183 A	UNCW	3 7	
									197 H	UNC Asheville	7 0	
									197 H	UNC Asheville	5 2	
									197 H	UNC Asheville	1 3	
									198 A	Stetson	0 1	
									198 A	Stetson	4 5	
									198 A	Stetson	4 3	
									220 A	N.C. A&T	9 5	
									237 H	Army West Point	3 7	
									237 H	Army West Point	3 2	
									237 H	Army West Point	4 2	
									241 H	Campbell	7 9	
									241 H	Campbell	9 7	
<hr/>												
			LAST 10 GAMES									
			183 A	UNCW	3 7	197 H	UNC Asheville	1 3	237 H	Army West Point	3 7	
			179 A	Presbyterian	13 1	197 H	UNC Asheville	7 0	237 H	Army West Point	3 2	
			179 A	Presbyterian	3 2	197 H	UNC Asheville	5 2	237 H	Army West Point	4 2	
			179 A	Presbyterian	1 13	156 A	Elon	5 3	241 H	Campbell	7 9	
			176 H	UNCG	1 0	241 H	Campbell	9 7	241 H	Campbell	9 7	

Non-Div. I Games:

High Point

RPI	S	Opponent	Score	
241	H	Campbell	10	4
259	A	N.C. Central	10	6
259	H	N.C. Central	5	11
290	H	NJIT	6	5
290	H	NJIT	2	4
290	H	NJIT	11	0

High Point

H  
i  
g  
h  
P  
o  
i  
n  
t

H  
i  
g  
h  
P  
o  
i  
n  
t

Average RPI Win:	176	WON-LOST RECORD	WINNING PCT. RANK	LAST 10 GAMES	STRENGTH OF SCHEDULE	OPP. STRENGTH OF SCHEDULE	TEAM RPI	ADJ RPI	CONF. RPI	ADJ CONF. RPI	
Average RPI Loss:	148										
DIV. I ONLY	22-19-0	.53659	120	6-4-0	158	183	159	.49478	158	10	10
DIV. I NON-CONF.	15-14-0	.51724	142	1-1-0	198	188	174	.48616	174	13	13
TOTALS	RPI 1-25	RPI 26-50	W-L RECORDS	RPI 51-100	RPI 101-150	RPI 150+					
22-19-0	0-1-0	0-0-0	OVERALL	6-7-0	2-1-0	14-10-0					
13-12-0	0-0-0	0-0-0	HOME	5-5-0	2-1-0	6-6-0					
8-6-0	0-1-0	0-0-0	AWAY	1-2-0	0-0-0	7-3-0					
1-1-0	0-0-0	0-0-0	NEUTRAL	0-0-0	0-0-0	1-1-0					
15-14-0	0-1-0	0-0-0	NON-CONFERENCE	4-6-0	0-0-0	11-7-0					
8-8-0	0-0-0	0-0-0	HOME	3-4-0	0-0-0	5-4-0					
6-5-0	0-1-0	0-0-	AWAY	1-2-0	0-0-0	5-2-0					
1-1-0	0-0-0	0-0-0	NEUTRAL	0-0-0	0-0-0	1-1-0					
7-5-0	0-0-0	0-0-0	CONFERENCE	2-1-0	2-1-0	3-3-0					
5-4-0	0-0-0	0-0-0	HOME	2-1-0	2-1-0	1-2-0					
2-1-0	0-0-0	0-0-0	AWAY	0-0-0	0-0-0	2-1-0					
0-0-0	0-0-0	0-0-0	NEUTRAL	0-0-0	0-0-0	0-0-0					
RPI S Opponent Score	RPI S Opponent Score	RPI S Opponent Score	RPI S Opponent Score	RPI S Opponent Score	RPI S Opponent Score	RPI S Opponent Score					
2 A Clemson 2 9				59 H Yale 6 2	146 H Furman 4 12						
				59 H Yale 8 17	146 H Furman 21 2						
				59 H Yale 15 18	146 H Furman 9 8						
				59 H Yale 3 2	176 A UNCG 12 13						
				75 H Wright St. 0 3	176 A UNCG 8 7						
				84 H Winthrop 6 10	176 A UNCG 13 4						
				86 H Pittsburgh 4 3	179 A Presbyterian 1 6						
				97 H Samford 7 5	179 N Presbyterian 10 9						
				97 H Samford 6 3	189 H VMI 1 8						
				97 H Samford 2 8	189 H VMI 3 4						
				98 A Florida A&M 7 8	189 H VMI 13 3						
				98 A Florida A&M 3 2	191 A Navy 6 3						
				98 A Florida A&M 4 17	195 N Charleston So. 2 5						
					197 A UNC Asheville 17 8						
					197 H UNC Asheville 6 7						
					208 H Monmouth 4 6						
					208 H Monmouth 16 4						
					219 H Georgetown 18 11						
					225 H James Madison 1 5						
					254 A Villanova 8 0						
					254 A Villanova 13 0						
					254 A Villanova 7 3						
					258 H Longwood 6 5						
					265 A USC Upstate 10 14						
					265 H USC Upstate 4 2						
					271 H La Salle 6 1						
					271 H La Salle 6 7						
LAST 10 GAMES				176 A UNCG 8 7	258 H Longwood 6 5						
				195 N Charleston So. 2 5	176 A UNCG 13 4						
				97 H Samford 6 3	197 A UNC Asheville 17 8						
				97 H Samford 2 8	189 H VMI 13 3						
				97 H Samford 7 5	189 H VMI 1 8						
				176 A UNCG 12 13							

Non-Div. I Games:

Wofford

Average RPI Win: 184		WON-LOST	WINNING	LAST 10	STRENGTH OF		OPP. STRENGTH	TEAM	ADJ	CONF.	ADJ CONF.
Average RPI Loss: 150		RECORD	PCT. RANK	GAMES	SCHEDULE		OF SCHEDULE	RPI	RPI	RPI	RPI
DIV. I ONLY		21-19-0	.525	125	7-3-0		121	222	160	.49432	159
DIV. I NON-CONF.		13-12-0	.52	138	2-0-0		99	239	158	.49563	158
TOTALS		RPI 1-25	RPI 26-50		W-L RECORDS		RPI 51-100		RPI 101-150		RPI 150+
21-19-0		0-1-0	0-0-0		OVERALL		2-3-0		3-3-0		16-12-0
15-12-0		0-0-0	0-0-0		HOME		2-3-0		2-3-0		11-6-0
6-7-0		0-1-0	0-0-0		AWAY		0-0-0		1-0-0		5-6-0
0-0-0		0-0-0	0-0-0		NEUTRAL		0-0-0		0-0-0		0-0-0
13-12-0		0-1-0	0-0-0		NON-CONFERENCE		1-1-0		3-3-0		9-7-0
10-8-0		0-0-0	0-0-0		HOME		1-1-0		2-3-0		7-4-0
3-4-0		0-1-0	0-0-		AWAY		0-0-0		1-0-0		2-3-0
0-0-0		0-0-0	0-0-0		NEUTRAL		0-0-0		0-0-0		0-0-0
8-7-0		0-0-0	0-0-0		CONFERENCE		1-2-0		0-0-0		7-5-0
5-4-0		0-0-0	0-0-0		HOME		1-2-0		0-0-0		4-2-0
3-3-0		0-0-0	0-0-0		AWAY		0-0-0		0-0-0		3-3-0
0-0-0		0-0-0	0-0-0		NEUTRAL		0-0-0		0-0-0		0-0-0
RPI S	Opponent	Score	RPI S	Opponent	Score	RPI S	Opponent	Score	RPI S	Opponent	Score
3 A	North Carolina	1 11				65 H	Liberty	8 10	109 A	Western Caro.	15 13
						65 H	Liberty	10 8	109 H	Western Caro.	7 5
						65 H	Liberty	4 17	146 H	Furman	5 0
						75 H	Wright St.	6 8	148 H	Appalachian St.	2 4
						75 H	Wright St.	9 8	148 H	Appalachian St.	1 5
									148 H	Appalachian St.	4 5
									157 A	High Point	4 6
									157 A	High Point	7 12
									157 A	High Point	7 2
									162 A	ETSU	5 1
									162 A	ETSU	4 19
									162 A	ETSU	4 5
									163 H	Canisius	5 0
									163 H	Canisius	6 5
									163 H	Canisius	7 10
									163 H	Canisius	5 9
									165 A	Davidson	2 11
									181 H	UMBC	0 6
									181 H	UMBC	4 3
									181 H	UMBC	5 2
									195 A	Charleston So.	7 5
									195 A	Charleston So.	2 18
									195 A	Charleston So.	6 3
									219 H	Georgetown	4 3
									219 H	Georgetown	8 1
									219 H	Georgetown	2 4
									241 H	Campbell	2 7
LAST 10 GAMES			LAST 10 GAMES			LAST 10 GAMES			LAST 10 GAMES		
			146 H	Furman	5 0				195 A	Charleston So.	7 5
			65 H	Liberty	4 17				195 A	Charleston So.	2 18
			65 H	Liberty	10 8				195 A	Charleston So.	6 3
			65 H	Liberty	8 10				258 H	Longwood	7 2
			109 H	Western Caro.	7 5				258 H	Longwood	4 3

Non-Div. I Games:

Gardner-Webb

RPI	S	Opponent	Score	
241	H	Campbell	10	9
241	H	Campbell	6	8
244	H	Quinnipiac	5	2
258	H	Longwood	7	2
258	H	Longwood	4	3
258	H	Longwood	4	2
265	A	USC Upstate	10	5

Gardner-Webb

G  
a  
r  
d  
n  
e  
r  
-  
W  
e  
b  
b

G  
a  
r  
d  
n  
e  
r  
-  
W  
e  
b  
b

Average RPI Win: 177		WON-LOST RECORD		WINNING PCT. RANK		LAST 10 GAMES		STRENGTH OF SCHEDULE		OPP. STRENGTH OF SCHEDULE		TEAM RPI		ADJ RPI		CONF. RPI		ADJ CONF. RPI	
DIV. I ONLY		14-19-0		.42424 207		7-3-0		101		182		161		.49416 160		17		17	
DIV. I NON-CONF.		8-13-0		.38095 222		2-1-0		22		198		119		.51277 119		17		17	
TOTALS		RPI 1-25		RPI 26-50		W-L RECORDS		RPI 51-100		RPI 101-150		RPI 150+							
14-19-0		0-3-0		1-4-0		OVERALL		0-1-0		3-0-0		10-11-0							
8-5-0		0-0-0		0-1-0		HOME		0-1-0		2-0-0		6-3-0							
4-13-0		0-3-0		1-3-0		AWAY		0-0-0		0-0-0		3-7-0							
2-1-0		0-0-0		0-0-0		NEUTRAL		0-0-0		1-0-0		1-1-0							
8-13-0		0-3-0		1-4-0		NON-CONFERENCE		0-1-0		3-0-0		4-5-0							
4-3-0		0-0-0		0-1-0		HOME		0-1-0		2-0-0		2-1-0							
2-9-0		0-3-0		1-0-		AWAY		0-0-0		0-0-0		1-3-0							
2-1-0		0-0-0		0-0-0		NEUTRAL		0-0-0		1-0-0		1-1-0							
6-6-0		0-0-0		0-0-0		CONFERENCE		0-0-0		0-0-0		6-6-0							
4-2-0		0-0-0		0-0-0		HOME		0-0-0		0-0-0		4-2-0							
2-4-0		0-0-0		0-0-0		AWAY		0-0-0		0-0-0		2-4-0							
0-0-0		0-0-0		0-0-0		NEUTRAL		0-0-0		0-0-0		0-0-0							
RPI	S	Opponent		Score		RPI	S	Opponent		Score		RPI	S	Opponent		Score			
9	A	Arizona		5	21	40	A	Mercer		3	4	59	H	Yale		11	13		
9	A	Arizona		13	17	40	A	Mercer		14	20			129 H Bryant		8	7		
9	A	Arizona		3	25	40	A	Mercer		6	15			141 N Butler		5	2		
						40	A	Mercer		6	15			143 H Marist		18	16		
						45	A	UConn		6	4			152 A Fairfield		4	3		
						50	H	Rhode Island		13	14			152 A Fairfield		3	7		
														152 H Fairfield		2	10		
														165 A Davidson		5	7		
														171 H Holy Cross		7	6		
														181 H UMBC		12	13		
														181 H UMBC		3	7		
														181 H UMBC		16	7		
														194 A Maine		10	6		
														194 A Maine		0	1		
														194 A Maine		2	3		
														201 A Central Conn. St.		4	6		
														205 A Stony Brook		5	10		
														205 A Stony Brook		8	7		
														205 A Stony Brook		0	14		
														205 H Stony Brook		5	4		
														205 H Stony Brook		7	3		
														205 H Stony Brook		6	5		
														244 N Quinnipiac		6	4		
														256 N Bucknell		5	9		
														260 H Sacred Heart		9	8		
LAST 10 GAMES																			
						205	H	Stony Brook		6	5	181	H	UMBC		3	7		
						205	H	Stony Brook		5	4	181	H	UMBC		16	7		
						205	H	Stony Brook		7	3	143	H	Marist		18	16		
						50	H	Rhode Island		13	14	244	N	Quinnipiac		6	4		
						181	H	UMBC		12	13	194	A	Maine		10	6		

Non-Div. I Games:

Hartford



[illegible]

**Non-Div. I Games: McKendree**

3 5

Saint Louis

RPI	S	Opponent	Score	
288	H	Fairleigh Dickinson	8	0
288	H	Fairleigh Dickinson	5	2
295	N	Lafayette	24	6

Saint Louis

S  
a  
i  
n  
t  
L  
o  
u  
i  
s

S  
a  
i  
n  
t  
L  
o  
u  
i  
s

Average RPI Win: 147		WON-LOST	WINNING	LAST 10	STRENGTH OF	OPP. STRENGTH	TEAM	ADJ	CONF.	ADJ CONF.					
Average RPI Loss: 128		RECORD	PCT. RANK	GAMES	SCHEDULE	OF SCHEDULE	RPI	RPI	RPI	RPI					
DIV. I ONLY		19-20-0	.48718	159	5-5-0	119	131	162	.49396	162	10	10			
DIV. I NON-CONF.		17-10-0	.62963	68	5-2-0	192	96	117	.51593	117	13	13			
<hr/>															
TOTALS		RPI 1-25		RPI 26-50		W-L RECORDS		RPI 51-100		RPI 101-150		RPI 150+			
19-20-0		0-0-0		2-3-0		OVERALL		1-2-0		7-9-0		9-6-0			
15-9-0		0-0-0		1-0-0		HOME		0-0-0		7-5-0		7-4-0			
4-10-0		0-0-0		1-2-0		AWAY		1-2-0		0-4-0		2-2-0			
0-1-0		0-0-0		0-1-0		NEUTRAL		0-0-0		0-0-0		0-0-0			
<hr/>															
17-10-0		0-0-0		1-1-0		NON-CONFERENCE		1-2-0		7-3-0		8-4-0			
14-4-0		0-0-0		1-0-0		HOME		0-0-0		7-2-0		6-2-0			
3-5-0		0-0-0		0-0-		AWAY		1-2-0		0-1-0		2-2-0			
0-1-0		0-0-0		0-1-0		NEUTRAL		0-0-0		0-0-0		0-0-0			
<hr/>															
2-10-0		0-0-0		1-2-0		CONFERENCE		0-0-0		0-6-0		1-2-0			
1-5-0		0-0-0		0-0-0		HOME		0-0-0		0-3-0		1-2-0			
1-5-0		0-0-0		1-2-0		AWAY		0-0-0		0-3-0		0-0-0			
0-0-0		0-0-0		0-0-0		NEUTRAL		0-0-0		0-0-0		0-0-0			
<hr/>															
RPI	S	Opponent	Score	RPI	S	Opponent	Score	RPI	S	Opponent	Score				
				40	A	Mercer	2 5	98	A	Florida A&M	3 7	109	H	Western Caro.	6 9
				40	A	Mercer	6 10	98	A	Florida A&M	12 13	109	H	Western Caro.	6 11
				40	A	Mercer	9 2	98	A	Florida A&M	10 8	109	H	Western Caro.	4 5
				44	H	Tennessee	10 2					114	H	Marshall	3 9
				44	N	Tennessee	1 8					117	H	William & Mary	8 6
												117	H	William & Mary	9 3
												117	H	William & Mary	15 3
												120	H	Virginia Tech	7 4
												128	H	Central Mich.	7 6
												128	H	Central Mich.	7 8
												128	H	Central Mich.	18 6
												146	A	Furman	4 11
												146	A	Furman	3 6
												146	A	Furman	8 9
												148	A	Appalachian St.	7 8
												148	H	Appalachian St.	5 4
												159	H	Gardner-Webb	5 4
												159	H	Gardner-Webb	19 4
												159	H	Gardner-Webb	1 5
												176	H	UNCG	7 9
												176	H	UNCG	11 0
												176	H	UNCG	3 12
												177	A	Radford	3 4
												202	H	Western Mich.	12 7
												202	H	Western Mich.	12 8
												202	H	Western Mich.	1 11
												204	A	Miami (OH)	2 1
<hr/>															
LAST 10 GAMES															
				44	N	Tennessee	1 8	120	H	Virginia Tech	7 4	177	A	Radford	3 4
				148	A	Appalachian St.	7 8	117	H	William & Mary	8 6	202	H	Western Mich.	12 7
				146	A	Furman	4 11	117	H	William & Mary	9 3	202	H	Western Mich.	12 8
				146	A	Furman	3 6	117	H	William & Mary	15 3	202	H	Western Mich.	1 11
				146	A	Furman	8 9	44	H	Tennessee	10 2	204	A	Miami (OH)	2 1

Non-Div. I Games:

ETSU

RPI	S	Opponent	Score	
204	A	Miami (OH)	14	0
204	A	Miami (OH)	2	4
216	H	Oakland	10	2
216	H	Oakland	9	7

ETSU

E  
T  
S  
U

E  
T  
S  
U

C  
a  
n  
i  
s  
i  
u  
s

Canisius

Canisius

Average RPI Win: 167		WON-LOST RECORD		WINNING PCT. RANK		LAST 10 GAMES		STRENGTH OF SCHEDULE		OPP. STRENGTH OF SCHEDULE		TEAM RPI		ADJ RPI		CONF. RPI		ADJ CONF. RPI					
DIV. I ONLY		16-24-0		.4 225		3-7-0		72		156		164		.49296 164		7 7		7 7					
DIV. I NON-CONF.		12-16-0		.42857 200		1-5-0		56		176		149		.50113 149		7 7		7 7					
TOTALS		RPI 1-25		RPI 26-50		W-L RECORDS		RPI 51-100		RPI 101-150		RPI 150+											
16-24-0		1-1-0		0-2-0		OVERALL		4-9-0		1-6-0		10-6-0											
5-11-0		0-0-0		0-0-0		HOME		1-3-0		1-4-0		3-4-0											
6-8-0		0-0-0		0-0-0		AWAY		2-4-0		0-2-0		4-2-0											
5-5-0		1-1-0		0-2-0		NEUTRAL		1-2-0		0-0-0		3-0-0											
12-16-0		1-1-0		0-2-0		NON-CONFERENCE		3-4-0		0-4-0		8-5-0											
4-6-0		0-0-0		0-0-0		HOME		1-0-0		0-2-0		3-4-0											
3-5-0		0-0-0		0-0-		AWAY		1-2-0		0-2-0		2-1-0											
5-5-0		1-1-0		0-2-0		NEUTRAL		1-2-0		0-0-0		3-0-0											
4-8-0		0-0-0		0-0-0		CONFERENCE		1-5-0		1-2-0		2-1-0											
1-5-0		0-0-0		0-0-0		HOME		0-3-0		1-2-0		0-0-0											
3-3-0		0-0-0		0-0-0		AWAY		1-2-0		0-0-0		2-1-0											
0-0-0		0-0-0		0-0-0		NEUTRAL		0-0-0		0-0-0		0-0-0											
RPI	S	Opponent		Score		RPI	S	Opponent		Score		RPI	S	Opponent		Score		RPI	S	Opponent		Score	
1	N	Oregon St.		1	5	33	N	Utah		4	6	63	H	Minnesota		2	5	106	A	Xavier		4	5
1	N	Oregon St.		6	1	33	N	Utah		0	12	63	H	Minnesota		5	15	106	A	Xavier		5	6
												63	H	Minnesota		5	6	106	H	Xavier		2	3
												67	A	FGCU		1	13	108	H	Cincinnati		1	7
												67	A	FGCU		5	4	119	H	Purdue		1	2
												67	A	FGCU		9	10	119	H	Purdue		1	6
												68	H	Kent St.		9	8	119	H	Purdue		13	2
												82	A	Michigan St.		5	6	154	N	Delaware		15	10
												82	A	Michigan St.		13	8	176	H	UNCG		4	11
												82	A	Michigan St.		0	2	176	H	UNCG		5	4
												86	N	Pittsburgh		2	7	176	H	UNCG		4	11
												92	N	Kansas St.		2	3	182	H	Eastern Mich.		1	3
												92	N	Kansas St.		6	3	209	A	Penn St.		5	2
																		209	A	Penn St.		11	2
																		209	A	Penn St.		2	6
																		218	H	Ohio		3	0
																		241	A	Campbell		2	7
																		241	A	Campbell		7	1
																		241	A	Campbell		7	6
																		247	H	Northern Ky.		1	8
																		256	N	Bucknell		5	2
																		262	H	Youngstown St.		12	8
																		283	N	Lehigh		7	3
				LAST 10 GAMES																			
				176	H	UNCG		5	4	82	A	Michigan St.		5	6	283	N	Lehigh		7	3		
				176	H	UNCG		4	11	82	A	Michigan St.		0	2								
				176	H	UNCG		4	11	182	H	Eastern Mich.		1	3								
				247	H	Northern Ky.		1	8	108	H	Cincinnati		1	7								
				82	A	Michigan St.		13	8	209	A	Penn St.		5	2								

Non-Div. I Games:

Ohio St.

Average RPI Win: 207		WON-LOST	WINNING	LAST 10	STRENGTH OF		OPP. STRENGTH	TEAM	ADJ	CONF.	ADJ CONF.
Average RPI Loss: 117		RECORD	PCT. RANK	GAMES	SCHEDULE		OF SCHEDULE	RPI	RPI	RPI	RPI
DIV. I ONLY		21-17-0	.55263	107	6-4-0		153	220	165	.49231	165
DIV. I NON-CONF.		13-10-0	.56522	106	4-2-0		123	252	157	.49569	157
TOTALS		RPI 1-25	RPI 26-50		W-L RECORDS		RPI 51-100		RPI 101-150		RPI 150+
21-17-0		0-3-0	0-3-0		OVERALL		1-3-0		4-2-0		16-6-0
16-11-0		0-1-0	0-3-0		HOME		0-1-0		4-1-0		12-5-0
5-6-0		0-2-0	0-0-0		AWAY		1-2-0		0-1-0		4-1-0
0-0-0		0-0-0	0-0-0		NEUTRAL		0-0-0		0-0-0		0-0-0
13-10-0		0-3-0	0-0-0		NON-CONFERENCE		0-1-0		2-1-0		11-5-0
12-6-0		0-1-0	0-0-0		HOME		0-1-0		2-0-0		10-4-0
1-4-0		0-2-0	0-0-		AWAY		0-0-0		0-1-0		1-1-0
0-0-0		0-0-0	0-0-0		NEUTRAL		0-0-0		0-0-0		0-0-0
8-7-0		0-0-0	0-3-0		CONFERENCE		1-2-0		2-1-0		5-1-0
4-5-0		0-0-0	0-3-0		HOME		0-0-0		2-1-0		2-1-0
4-2-0		0-0-0	0-0-0		AWAY		1-2-0		0-0-0		3-0-0
0-0-0		0-0-0	0-0-0		NEUTRAL		0-0-0		0-0-0		0-0-0
RPI S	Opponent	Score	RPI S	Opponent	Score	RPI S	Opponent	Score	RPI S	Opponent	Score
10 A	Wake Forest	5 13	50 H	Rhode Island	2 5	87 H	Notre Dame	0 2	122 A	Duke	6 8
10 H	Wake Forest	6 12	50 H	Rhode Island	1 9	90 A	VCU	0 14	141 H	Butler	3 2
20 A	South Carolina	2 3	50 H	Rhode Island	6 7	90 A	VCU	4 11	148 H	Appalachian St.	12 6
						90 A	VCU	5 4	150 H	St. Bonaventure	9 2
									150 H	St. Bonaventure	9 2
									150 H	St. Bonaventure	4 17
									155 H	UMass Lowell	8 5
									157 A	High Point	0 7
									157 H	High Point	11 12
									159 H	Gardner-Webb	11 2
									160 H	Hartford	7 5
									219 H	Georgetown	8 1
									219 H	Georgetown	5 6
									219 H	Georgetown	9 4
									220 A	N.C. A&T	6 0
									220 H	N.C. A&T	12 1
									220 H	N.C. A&T	5 3
									235 H	Siena	4 8
									235 H	Siena	11 8
									242 H	Saint Joseph's	1 7
									242 H	Saint Joseph's	10 7
									242 H	Saint Joseph's	5 3
									256 H	Bucknell	0 8
									271 A	La Salle	6 4
									271 A	La Salle	8 7
									271 A	La Salle	24 4
									283 H	Lehigh	7 4
			LAST 10 GAMES								
			10 H	Wake Forest	6 12	90 A	VCU	4 11			
			220 H	N.C. A&T	5 3	90 A	VCU	0 14			
			220 H	N.C. A&T	12 1	90 A	VCU	5 4			
			220 A	N.C. A&T	6 0	148 H	Appalachian St.	12 6			
			20 A	South Carolina	2 3	271 A	La Salle	8 7			

Non-Div. I Games:

Davidson



RPI	S	Opponent	Score	
288	H	Fairleigh Dickinson	5	2

Davidson

D  
a  
v  
i  
d  
s  
o  
n

D  
a  
v  
i  
d  
s  
o  
n

Average RPI Win:	180	WON-LOST RECORD	WINNING PCT. RANK	LAST 10 GAMES	STRENGTH OF SCHEDULE	OPP. STRENGTH OF SCHEDULE	TEAM RPI	ADJ RPI	CONF. RPI	ADJ CONF. RPI	
DIV. I ONLY	19-16-0	.54286	115	10-0-0	202	172	166	.48898	166	11	11
DIV. I NON-CONF.	11-15-0	.42308	204	3-0-0	272	130	250	.44039	250	16	16
TOTALS	RPI 1-25	RPI 26-50	W-L RECORDS		RPI 51-100	RPI 101-150		RPI 150+			
19-16-0	0-0-0	3-3-0	OVERALL		2-2-0	1-0-0		13-11-0			
14-5-0	0-0-0	3-1-0	HOME		1-2-0	1-0-0		9-2-0			
5-9-0	0-0-0	0-1-0	AWAY		1-0-0	0-0-0		4-8-0			
0-2-0	0-0-0	0-1-0	NEUTRAL		0-0-0	0-0-0		0-1-0			
11-15-0	0-0-0	1-2-0	NON-CONFERENCE		2-2-0	1-0-0		7-11-0			
9-4-0	0-0-0	1-0-0	HOME		1-2-0	1-0-0		6-2-0			
2-9-0	0-0-0	0-0-	AWAY		1-0-0	0-0-0		1-8-0			
0-2-0	0-0-0	0-1-0	NEUTRAL		0-0-0	0-0-0		0-1-0			
8-1-0	0-0-0	2-1-0	CONFERENCE		0-0-0	0-0-0		6-0-0			
5-1-0	0-0-0	2-1-0	HOME		0-0-0	0-0-0		3-0-0			
3-0-0	0-0-0	0-0-0	AWAY		0-0-0	0-0-0		3-0-0			
0-0-0	0-0-0	0-0-0	NEUTRAL		0-0-0	0-0-0		0-0-0			
RPI S	Opponent	Score	RPI S	Opponent	Score	RPI S	Opponent	Score	RPI S	Opponent	Score
			28 N	Michigan	6 7	58 A	Kansas	7 3	139 H	Wichita St.	4 3
			38 A	Nebraska	6 14	84 H	Winthrop	0 4	153 H	UC Davis	1 12
			38 H	Nebraska	5 2	84 H	Winthrop	1 2	153 H	UC Davis	2 1
			39 H	St. John's (NY)	5 1	84 H	Winthrop	7 1	153 H	UC Davis	4 3
			39 H	St. John's (NY)	7 4				161 N	Saint Louis	3 7
			39 H	St. John's (NY)	2 3				192 A	UAB	1 14
									192 A	UAB	2 3
									192 A	UAB	1 5
									219 A	Georgetown	7 5
									219 A	Georgetown	6 4
									219 A	Georgetown	11 9
									222 A	Air Force	9 12
									222 A	Air Force	5 7
									239 H	South Dakota St.	6 5
									251 A	Abilene Christian	2 3
									251 A	Abilene Christian	3 4
									251 A	Abilene Christian	7 8
									254 H	Villanova	2 1
									254 H	Villanova	11 2
									254 H	Villanova	6 5
									264 H	Utah Valley	1 2
									264 H	Utah Valley	6 5
									264 H	Utah Valley	3 2
									264 H	Utah Valley	19 5
									266 A	Santa Clara	3 1

Non-Div. I Games:

Creighton

Average RPI Win:		161	WON-LOST RECORD		WINNING PCT. RANK		LAST 10 GAMES		STRENGTH OF SCHEDULE		OPP. STRENGTH OF SCHEDULE		TEAM RPI		ADJ RPI		CONF. RPI		ADJ CONF. RPI	
DIV. I ONLY			17-21-0		.44737 192		3-7-0		161		88		167		.48872 167		12		12	
DIV. I NON-CONF.			11-12-0		.47826 172		0-1-0		147		40		155		.49661 154		11		11	
TOTALS		RPI 1-25		RPI 26-50		W-L RECORDS		RPI 51-100		RPI 101-150		RPI 150+								
17-21-0		0-1-0		1-2-0		OVERALL		5-11-0		2-2-0		9-5-0								
9-10-0		0-1-0		0-0-0		HOME		2-7-0		2-1-0		5-1-0								
8-11-0		0-0-0		1-2-0		AWAY		3-4-0		0-1-0		4-4-0								
0-0-0		0-0-0		0-0-0		NEUTRAL		0-0-0		0-0-0		0-0-0								
11-12-0		0-1-0		1-2-0		NON-CONFERENCE		2-5-0		2-2-0		6-2-0								
7-6-0		0-1-0		0-0-0		HOME		0-3-0		2-1-0		5-1-0								
4-6-0		0-0-0		1-0-		AWAY		2-2-0		0-1-0		1-1-0								
0-0-0		0-0-0		0-0-0		NEUTRAL		0-0-0		0-0-0		0-0-0								
6-9-0		0-0-0		0-0-0		CONFERENCE		3-6-0		0-0-0		3-3-0								
2-4-0		0-0-0		0-0-0		HOME		2-4-0		0-0-0		0-0-0								
4-5-0		0-0-0		0-0-0		AWAY		1-2-0		0-0-0		3-3-0								
0-0-0		0-0-0		0-0-0		NEUTRAL		0-0-0		0-0-0		0-0-0								
RPI	S	Opponent		Score		RPI	S	Opponent		Score		RPI	S	Opponent		Score				
23	H	Long Beach St.		1	2	43	A	Texas A&M		0	3	62	A	BYU		2	7			
						43	A	Texas A&M		6	10	62	A	BYU		11	7			
						43	A	Texas A&M		2	1	62	A	BYU		4	9			
												69	H	Gonzaga		1	2			
												69	H	Gonzaga		2	1			
												69	H	Gonzaga		5	3			
												72	H	California		1	3			
												72	H	California		2	3			
												72	H	California		7	12			
												74	H	Loyola Marymount		1	5			
												74	H	Loyola Marymount		2	4			
												74	H	Loyola Marymount		3	7			
												80	A	Rice		7	5			
												80	A	Rice		6	7			
												80	A	Rice		5	2			
												85	A	Sam Houston St.		1	2			

Non-Div. I Games:

Pepperdine

Average RPI Win: 209		WON-LOST	WINNING	LAST 10	STRENGTH OF		OPP. STRENGTH	TEAM	ADJ	CONF.	ADJ CONF.
Average RPI Loss: 95		RECORD	PCT. RANK	GAMES	SCHEDULE		OF SCHEDULE	RPI	RPI	RPI	RPI
DIV. I ONLY		21-22-0	.48837	154	3-7-0		138	180	168	.48769	168
DIV. I NON-CONF.		13-12-0	.52	138	0-3-0		218	215	219	.4667	218
TOTALS		RPI 1-25	RPI 26-50		W-L RECORDS		RPI 51-100		RPI 101-150		RPI 150+
21-22-0		1-6-0	1-4-0		OVERALL		1-7-0		3-0-0		15-5-0
17-7-0		0-1-0	1-0-0		HOME		0-3-0		3-0-0		13-3-0
3-12-0		0-4-0	0-2-0		AWAY		1-4-0		0-0-0		2-2-0
1-3-0		1-1-0	0-2-0		NEUTRAL		0-0-0		0-0-0		0-0-0
13-12-0		1-3-0	1-4-0		NON-CONFERENCE		0-2-0		0-0-0		11-3-0
12-4-0		0-1-0	1-0-0		HOME		0-1-0		0-0-0		11-2-0
0-5-0		0-1-0	0-0-		AWAY		0-1-0		0-0-0		0-1-0
1-3-0		1-1-0	0-2-0		NEUTRAL		0-0-0		0-0-0		0-0-0
8-10-0		0-3-0	0-0-0		CONFERENCE		1-5-0		3-0-0		4-2-0
5-3-0		0-0-0	0-0-0		HOME		0-2-0		3-0-0		2-1-0
3-7-0		0-3-0	0-0-0		AWAY		1-3-0		0-0-0		2-1-0
0-0-0		0-0-0	0-0-0		NEUTRAL		0-0-0		0-0-0		0-0-0
RPI S	Opponent	Score	RPI S	Opponent	Score	RPI S	Opponent	Score	RPI S	Opponent	Score
8 H	West Virginia	1 8	27 N	Southern Miss.	8 16	55 A	Southeastern La.	3 2	124 H	Houston Baptist	2 1
10 N	Wake Forest	12 5	31 A	Houston	3 5	55 H	Southeastern La.	0 4	124 H	Houston Baptist	3 2
10 N	Wake Forest	0 5	46 N	Ole Miss	0 5	55 H	Southeastern La.	6 11	124 H	Houston Baptist	3 1
17 A	LSU	2 3	49 A	Louisiana	2 18	78 A	Tulane	3 9	217 A	Northwestern St.	9 1
22 A	McNeese	8 11	49 H	Louisiana	3 1	78 H	Tulane	2 3	217 A	Northwestern St.	5 8
22 A	McNeese	2 9				85 A	Sam Houston St.	5 6	217 A	Northwestern St.	8 4
22 A	McNeese	3 12				85 A	Sam Houston St.	3 8	238 H	Brown	3 1
						85 A	Sam Houston St.	2 11	238 H	Brown	4 1
									238 H	Brown	4 3
									257 H	LIU Brooklyn	3 0
									261 H	Incarnate Word	9 8
									261 H	Incarnate Word	4 5
									261 H	Incarnate Word	4 1
									268 H	Texas Southern	10 1
									268 H	Texas Southern	2 3
									268 H	Texas Southern	2 1
									272 H	Hofstra	3 10
									276 H	Wagner	11 4
									284 H	Alcorn	7 6
									284 H	Alcorn	13 5
									294 A	Southern U.	5 6
									294 H	Southern U.	10 9
									297 H	Mississippi Val.	4 3
			LAST 10 GAMES			294 A	Southern U.	5 6	261 H	Incarnate Word	9 8
						55 H	Southeastern La.	6 11	261 H	Incarnate Word	4 5
						55 A	Southeastern La.	3 2	261 H	Incarnate Word	4 1
						55 H	Southeastern La.	0 4	78 A	Tulane	3 9
						27 N	Southern Miss.	8 16	85 A	Sam Houston St.	2 11

Non-Div. I Games:

Nicholls St.

Average RPI Win: 182		WON-LOST RECORD		WINNING PCT. RANK		LAST 10 GAMES		STRENGTH OF SCHEDULE		OPP. STRENGTH OF SCHEDULE		TEAM RPI		ADJ RPI		CONF. RPI		ADJ CONF. RPI	
DIV. I ONLY		22-20-0		.52381 128		2-8-0		182		118		169		.48758 169		9		9	
DIV. I NON-CONF.		13-11-0		.54167 121		0-3-0		141		128		163		.49301 163		10		10	
TOTALS		RPI 1-25		RPI 26-50		W-L RECORDS		RPI 51-100		RPI 101-150		RPI 150+							
22-20-0		0-2-0		2-5-0		OVERALL		3-3-0		5-5-0		12-5-0							
17-10-0		0-1-0		1-1-0		HOME		3-3-0		2-2-0		11-3-0							
5-10-0		0-1-0		1-4-0		AWAY		0-0-0		3-3-0		1-2-0							
0-0-0		0-0-0		0-0-0		NEUTRAL		0-0-0		0-0-0		0-0-0							
13-11-0		0-2-0		2-5-0		NON-CONFERENCE		1-2-0		2-2-0		8-0-0							
12-6-0		0-1-0		1-1-0		HOME		1-2-0		2-2-0		8-0-0							
1-5-0		0-1-0		1-0-		AWAY		0-0-0		0-0-0		0-0-0							
0-0-0		0-0-0		0-0-0		NEUTRAL		0-0-0		0-0-0		0-0-0							
9-9-0		0-0-0		0-0-0		CONFERENCE		2-1-0		3-3-0		4-5-0							
5-4-0		0-0-0		0-0-0		HOME		2-1-0		0-0-0		3-3-0							
4-5-0		0-0-0		0-0-0		AWAY		0-0-0		3-3-0		1-2-0							
0-0-0		0-0-0		0-0-0		NEUTRAL		0-0-0		0-0-0		0-0-0							
RPI S	Opponent	Score		RPI S	Opponent	Score		RPI S	Opponent	Score		RPI S	Opponent	Score					
15 A	Baylor	2	10	35 A	Texas	2	9	66 H	Coastal Caro.	3	4	112 A	Troy	0	4				
15 H	Baylor	0	4	35 A	Texas	0	2	66 H	Coastal Caro.	5	4	112 A	Troy	3	4				
				35 H	Texas	11	10	66 H	Coastal Caro.	10	7	112 A	Troy	3	6				
				41 A	Oklahoma St.	12	11	80 H	Rice	13	4	119 H	Purdue	14	5				
				41 A	Oklahoma St.	7	10	85 H	Sam Houston St.	4	7	119 H	Purdue	13	11				
				41 A	Oklahoma St.	3	6	93 H	UTSA	1	9	119 H	Purdue	3	9				
				43 H	Texas A&M	3	9					119 H	Purdue	8	12				
												148 A	Appalachian St.	7	4				
												148 A	Appalachian St.	2	0				
												148 A	Appalachian St.	6	3				
												186 H	Arkansas St.	16	7				
												186 H	Arkansas St.	7	8				
												186 H	Arkansas St.	7	13				
												229 A	Little Rock	7	3				
												229 A	Little Rock	5	6				
												229 A	Little Rock	4	9				
												230 H	UTRGV	11	9				
												234 H	La.-Monroe	7	4				
												234 H	La.-Monroe	5	6				
												234 H	La.-Monroe	9	5				
												255 H	Richmond	18	3				
												255 H	Richmond	6	5				
												255 H	Richmond	13	2				
												285 H	Prairie View	10	1				
												293 H	Alabama A&M	10	0				
												293 H	Alabama A&M	7	2				
												293 H	Alabama A&M	8	3				
				LAST 10 GAMES															
				15 A	Baylor	2	10	234 H	La.-Monroe	7	4	255 H	Richmond	13	2				
				112 A	Troy	3	6	234 H	La.-Monroe	9	5	285 H	Prairie View	10	1				
				112 A	Troy	3	4	234 H	La.-Monroe	5	6	293 H	Alabama A&M	10	0				
				112 A	Troy	0	4	35 A	Texas	2	9	293 H	Alabama A&M	7	2				
				35 A	Texas	0	2	229 A	Little Rock	5	6	293 H	Alabama A&M	8	3				

Non-Div. I Games:

Texas St.

# Ilinois

Illinois

Average RPI Win: 205		WON-LOST	WINNING	LAST 10	STRENGTH OF		OPP. STRENGTH	TEAM	ADJ	CONF.	ADJ CONF.
Average RPI Loss: 145		RECORD	PCT. RANK	GAMES	SCHEDULE		OF SCHEDULE	RPI	RPI	RPI	RPI
DIV. I ONLY		18-21-0	.46154	182	3-2-0		135	261	171	.48709	171
DIV. I NON-CONF.		7-16-0	.30435	249	0-1-0		177	70	224	.46203	224
TOTALS		RPI 1-25	RPI 26-50		W-L RECORDS		RPI 51-100		RPI 101-150		RPI 150+
18-21-0	0-3-0	1-0-0		OVERALL		2-5-0		2-3-0		13-10-0	
10-5-0	0-0-0	0-0-0		HOME		0-0-0		1-0-0		9-5-0	
6-11-0	0-3-0	1-0-0		AWAY		1-2-0		1-3-0		3-3-0	
2-5-0	0-0-0	0-0-0		NEUTRAL		1-3-0		0-0-0		1-2-0	
7-16-0	0-3-0	1-0-0		NON-CONFERENCE		2-5-0		2-3-0		2-5-0	
2-1-0	0-0-0	0-0-0		HOME		0-0-0		1-0-0		1-1-0	
3-10-0	0-3-0	1-0-		AWAY		1-2-0		1-3-0		0-2-0	
2-5-0	0-0-0	0-0-0		NEUTRAL		1-3-0		0-0-0		1-2-0	
11-5-0	0-0-0	0-0-0		CONFERENCE		0-0-0		0-0-0		11-5-0	
8-4-0	0-0-0	0-0-0		HOME		0-0-0		0-0-0		8-4-0	
3-1-0	0-0-0	0-0-0		AWAY		0-0-0		0-0-0		3-1-0	
0-0-0	0-0-0	0-0-0		NEUTRAL		0-0-0		0-0-0		0-0-0	
RPI S	Opponent	Score		RPI S	Opponent	Score		RPI S	Opponent	Score	
25 A	Auburn	0	7	50 A	Rhode Island	7	3	59 N	Yale	3	4
25 A	Auburn	4	13					59 N	Yale	8	7
25 A	Auburn	0	4					59 N	Yale	0	4
								59 N	Yale	1	7
								99 A	Southern California	2	5
								99 A	Southern California	6	4
								99 A	Southern California	3	6
								115 H	Dartmouth	5	2
								134 A	UC Riverside	8	9
								134 A	UC Riverside	5	4
								134 A	UC Riverside	6	14
								134 A	UC Riverside	2	5
								160 A	Hartford	6	7
								173 A	CSUN	5	10
								191 H	Navy	8	11
								191 H	Navy	6	3
								191 H	Navy	1	6
								191 H	Navy	8	7
								201 N	Central Conn. St.	2	3
								235 H	Siena	3	8
								237 A	Army West Point	2	9
								237 A	Army West Point	16	1
								237 A	Army West Point	2	0
								237 A	Army West Point	6	1
								243 H	Massachusetts	15	5
								256 H	Bucknell	5	3
								256 H	Bucknell	11	2
								256 H	Bucknell	5	11
								256 H	Bucknell	14	6
								276 N	Wagner	2	6
								276 N	Wagner	3	2
								283 H	Lehigh	1	0
								283 H	Lehigh	8	1
								283 H	Lehigh	0	2

Non-Div. I Games:

Holy Cross

RPI	S	Opponent	Score
283	H	Lehigh	7 3

Holy Cross



S  
o  
u  
t  
h  
e  
r  
n  
I  
l  
l  
.

Southern Ill.

S  
o  
u  
t  
h  
e  
r  
n  
I  
l  
l  
.

S  
o  
u  
t  
h  
e  
r  
n  
I  
l  
l  
.

Southern Ill.

Average RPI Win: 166		WON-LOST	WINNING	LAST 10	STRENGTH OF		OPP. STRENGTH	TEAM	ADJ	CONF.	ADJ CONF.
Average RPI Loss: 137		RECORD	PCT. RANK	GAMES	SCHEDULE		OF SCHEDULE	RPI	RPI	RPI	RPI
DIV. I ONLY		20-20-0	.5	146	4-6-0		180	144	173	.48581	173
DIV. I NON-CONF.		11-11-0	.5	146	1-3-0		185	93	183	.4846	183
TOTALS		RPI 1-25	RPI 26-50		W-L RECORDS		RPI 51-100		RPI 101-150		RPI 150+
20-20-0	0-0-0		1-2-0		OVERALL		2-5-0		5-5-0		12-8-0
13-10-0	0-0-0		0-0-0		HOME		2-2-0		3-5-0		8-3-0
7-10-0	0-0-0		1-2-0		AWAY		0-3-0		2-0-0		4-5-0
0-0-0	0-0-0		0-0-0		NEUTRAL		0-0-0		0-0-0		0-0-0
11-11-0	0-0-0		0-0-0		NON-CONFERENCE		2-5-0		4-3-0		5-3-0
8-6-0	0-0-0		0-0-0		HOME		2-2-0		2-3-0		4-1-0
3-5-0	0-0-0		0-0-		AWAY		0-3-0		2-0-0		1-2-0
0-0-0	0-0-0		0-0-0		NEUTRAL		0-0-0		0-0-0		0-0-0
9-9-0	0-0-0		1-2-0		CONFERENCE		0-0-0		1-2-0		7-5-0
5-4-0	0-0-0		0-0-0		HOME		0-0-0		1-2-0		4-2-0
4-5-0	0-0-0		1-2-0		AWAY		0-0-0		0-0-0		3-3-0
0-0-0	0-0-0		0-0-0		NEUTRAL		0-0-0		0-0-0		0-0-0
RPI S	Opponent	Score	RPI S	Opponent	Score	RPI S	Opponent	Score	RPI S	Opponent	Score
			42 A	New Mexico	4 24	56 H	Oregon	9 1	104 H	San Diego St.	0 12
			42 A	New Mexico	2 6	56 H	Oregon	8 3	104 H	San Diego St.	4 5
			42 A	New Mexico	2 1	56 H	Oregon	1 13	104 H	San Diego St.	8 7
						56 H	Oregon	2 3	126 A	San Francisco	6 3
						82 A	Michigan St.	4 10	126 H	San Francisco	6 7
						82 A	Michigan St.	5 9	134 H	UC Riverside	5 4
						82 A	Michigan St.	2 8	134 H	UC Riverside	4 6
									134 H	UC Riverside	3 4
									137 A	Cal Poly	6 3
									137 H	Cal Poly	12 8
									167 A	Pepperdine	7 8
									167 H	Pepperdine	5 2
									182 H	Eastern Mich.	10 2
									182 H	Eastern Mich.	6 3
									182 H	Eastern Mich.	11 15
									210 A	Sacramento St.	9 0
									222 A	Air Force	10 8
									222 A	Air Force	5 14
									222 A	Air Force	15 7
									222 H	Air Force	8 7
									222 H	Air Force	5 10
									222 H	Air Force	7 5
									223 A	Nevada	3 7
									223 A	Nevada	27 5
									223 A	Nevada	4 5
									223 H	Nevada	9 5
									223 H	Nevada	3 2
LAST 10 GAMES											
			137 A	Cal Poly	6 3	222 H	Air Force	8 7			
			223 A	Nevada	27 5	222 H	Air Force	5 10			
			223 A	Nevada	3 7	222 H	Air Force	7 5			
			223 A	Nevada	4 5	126 H	San Francisco	6 7			
			227 A	Pacific	11 12	82 A	Michigan St.	2 8			

Non-Div. I Games:

Fresno St.

RPI	S	Opponent	Score	
223	H	Nevada	8	10
227	A	Pacific	11	12
227	H	Pacific	10	4

Fresno St.

F  
r  
e  
s  
n  
o  
s  
t  
.

F  
r  
e  
s  
n  
o  
s  
t  
.

CSUN

Average RPI Win: 129		WON-LOST RECORD		WINNING PCT. RANK		LAST 10 GAMES		STRENGTH OF SCHEDULE		OPP. STRENGTH OF SCHEDULE		TEAM RPI		ADJ RPI		CONF. RPI		ADJ CONF. RPI	
DIV. I ONLY		20-22-0		.47619 162		5-5-0		173		77		173		.48581 173		8		8	
DIV. I NON-CONF.		13-17-0		.43333 198		0-3-0		164		120		208		.47192 208		8		8	
TOTALS		RPI 1-25		RPI 26-50		W-L RECORDS		RPI 51-100		RPI 101-150		RPI 150+							
20-22-0		3-3-0		1-1-0		OVERALL		1-5-0		9-5-0		6-8-0							
14-11-0		0-0-0		1-0-0		HOME		1-4-0		8-2-0		4-5-0							
6-11-0		3-3-0		0-1-0		AWAY		0-1-0		1-3-0		2-3-0							
0-0-0		0-0-0		0-0-0		NEUTRAL		0-0-0		0-0-0		0-0-0							
13-17-0		2-1-0		1-1-0		NON-CONFERENCE		1-5-0		4-4-0		5-6-0							
9-10-0		0-0-0		1-0-0		HOME		1-4-0		3-1-0		4-5-0							
4-7-0		2-1-0		0-0-		AWAY		0-1-0		1-3-0		1-1-0							
0-0-0		0-0-0		0-0-0		NEUTRAL		0-0-0		0-0-0		0-0-0							
7-5-0		1-2-0		0-0-0		CONFERENCE		0-0-0		5-1-0		1-2-0							
5-1-0		0-0-0		0-0-0		HOME		0-0-0		5-1-0		0-0-0							
2-4-0		1-2-0		0-0-0		AWAY		0-0-0		0-0-0		1-2-0							
0-0-0		0-0-0		0-0-0		NEUTRAL		0-0-0		0-0-0		0-0-0							
RPI	S	Opponent		Score		RPI	S	Opponent		Score		RPI	S	Opponent		Score			
19	A	Vanderbilt		6 4		48	A	UCLA		2 7		74	A	Loyola Marymount		1 6			
19	A	Vanderbilt		4 1		48	H	UCLA		6 5		74	H	Loyola Marymount		10 18			
19	A	Vanderbilt		3 11								81	H	Saint Mary's (CA)		1 2			
23	A	Long Beach St.		2 6								81	H	Saint Mary's (CA)		3 4			
23	A	Long Beach St.		0 4								81	H	Saint Mary's (CA)		5 4			
23	A	Long Beach St.		8 5								81	H	Saint Mary's (CA)		0 10			

Non-Div. I Games:

CSUN

RPI	S	Opponent	Score	
280	H	Portland	6	0

CSUN

C  
S  
U  
N

C  
S  
U  
N

Average RPI Win:		195	WON-LOST RECORD		WINNING PCT. RANK		LAST 10 GAMES		STRENGTH OF SCHEDULE		OPP. STRENGTH OF SCHEDULE		TEAM RPI		ADJ RPI		CONF. RPI		ADJ CONF. RPI	
DIV. I ONLY			16-23-0		.41026 218		4-6-0		170		224		175		.48526 175		23		23	
DIV. I NON-CONF.			10-13-0		.43478 197		1-2-0		203		183		143		.50321 143		21		21	
TOTALS		RPI 1-25		RPI 26-50		W-L RECORDS		RPI 51-100		RPI 101-150		RPI 150+								
16-23-0		0-0-0		0-3-0		OVERALL		3-6-0		2-6-0		11-8-0								
5-4-0		0-0-0		0-0-0		HOME		1-1-0		0-0-0		4-3-0								
9-19-0		0-0-0		0-3-0		AWAY		2-5-0		2-6-0		5-5-0								
2-0-0		0-0-0		0-0-0		NEUTRAL		0-0-0		0-0-0		2-0-0								
10-13-0		0-0-0		0-3-0		NON-CONFERENCE		2-2-0		1-4-0		7-4-0								
1-0-0		0-0-0		0-0-0		HOME		0-0-0		0-0-0		1-0-0								
7-13-0		0-0-0		0-0-		AWAY		2-2-0		1-4-0		4-4-0								
2-0-0		0-0-0		0-0-0		NEUTRAL		0-0-0		0-0-0		2-0-0								
6-10-0		0-0-0		0-0-0		CONFERENCE		1-4-0		1-2-0		4-4-0								
4-4-0		0-0-0		0-0-0		HOME		1-1-0		0-0-0		3-3-0								
2-6-0		0-0-0		0-0-0		AWAY		0-3-0		1-2-0		1-1-0								
0-0-0		0-0-0		0-0-0		NEUTRAL		0-0-0		0-0-0		0-0-0								
RPI	S	Opponent		Score		RPI	S	Opponent		Score		RPI	S	Opponent		Score				
				30	A	South Fla.	2		11	75	A	Wright St.	1		6	119	A	Purdue	5	1
				30	A	South Fla.	5		6	75	A	Wright St.	0		7	125	A	Ill.-Chicago	7	10
				30	A	South Fla.	1		8	75	A	Wright St.	1		2	125	A	Ill.-Chicago	1	8
										75	H	Wright St.	1		3	125	A	Ill.-Chicago	4	2
										75	H	Wright St.	9		0	132	A	Ball St.	2	11
										77	A	Jacksonville	3		6	139	A	Wichita St.	3	4
										77	A	Jacksonville	5		2	139	A	Wichita St.	2	3
										77	A	Jacksonville	6		3	139	A	Wichita St.	3	4
										87	A	Notre Dame	3		10	192	A	UAB	2	3
																192	A	UAB	1	5
																192	A	UAB	9	5
																199	N	Penn	3	0
																199	N	Penn	16	3
																216	H	Oakland	6	9
																216	H	Oakland	9	19
																216	H	Oakland	7	6
																247	A	Northern Ky.	5	14
																247	A	Northern Ky.	17	4
																247	H	Northern Ky.	10	9
																247	H	Northern Ky.	7	18
																247	H	Northern Ky.	8	7
				LAST 10 GAMES												250	A	Western Ky.	5	2
				87	A	Notre Dame	3		10	286	H	Chicago St.	10		3	250	A	Western Ky.	3	4
				75	H	Wright St.	9		0	216	H	Oakland	9		19	250	A	Western Ky.	5	6
				75	H	Wright St.	1		3	216	H	Oakland	6		9	273	A	Illinois St.	4	3
				247	A	Northern Ky.	17		4	216	H	Oakland	7		6	286	A	Chicago St.	13	1
				247	A	Northern Ky.	5		14	132	A	Ball St.	2		11	286	H	Chicago St.	10	3

**Non-Div. I Games:**

Valparaiso

UNCG

Average RPI Win: 190		WON-LOST RECORD		WINNING PCT. RANK		LAST 10 GAMES		STRENGTH OF SCHEDULE		OPP. STRENGTH OF SCHEDULE		TEAM RPI		ADJ RPI		CONF. RPI		ADJ CONF. RPI	
DIV. I ONLY		24-15-0		.61538 63		5-5-0		273		80		176		.48441 176		10		10	
DIV. I NON-CONF.		16-11-0		.59259 89		2-3-0		294		54		228		.46024 228		13		13	
TOTALS		RPI 1-25		RPI 26-50		W-L RECORDS		RPI 51-100		RPI 101-150		RPI 150+							
24-15-0		1-3-0		0-0-0		OVERALL		1-4-0		5-1-0		17-7-0							
18-8-0		0-0-0		0-0-0		HOME		1-3-0		5-1-0		12-4-0							
5-7-0		1-3-0		0-0-0		AWAY		0-1-0		0-0-0		4-3-0							
1-0-0		0-0-0		0-0-0		NEUTRAL		0-0-0		0-0-0		1-0-0							
16-11-0		1-3-0		0-0-0		NON-CONFERENCE		1-4-0		0-0-0		14-4-0							
12-5-0		0-0-0		0-0-0		HOME		1-3-0		0-0-0		11-2-0							
3-6-0		1-3-0		0-0-		AWAY		0-1-0		0-0-0		2-2-0							
1-0-0		0-0-0		0-0-0		NEUTRAL		0-0-0		0-0-0		1-0-0							
8-4-0		0-0-0		0-0-0		CONFERENCE		0-0-0		5-1-0		3-3-0							
6-3-0		0-0-0		0-0-0		HOME		0-0-0		5-1-0		1-2-0							
2-1-0		0-0-0		0-0-0		AWAY		0-0-0		0-0-0		2-1-0							
0-0-0		0-0-0		0-0-0		NEUTRAL		0-0-0		0-0-0		0-0-0							
RPI S	Opponent	Score		RPI S	Opponent	Score		RPI S	Opponent	Score		RPI S	Opponent	Score					
10 A	Wake Forest	8	15					52 A	North Carolina St.	1	10	109 H	Western Caro.	5	9				
20 A	South Carolina	1	0					52 H	North Carolina St.	2	8	109 H	Western Caro.	8	2				
20 A	South Carolina	1	7					82 H	Michigan St.	16	22	109 H	Western Caro.	5	4				
20 A	South Carolina	1	5					82 H	Michigan St.	4	5	146 H	Furman	7	6				
								82 H	Michigan St.	4	1	146 H	Furman	3	1				
												146 H	Furman	9	3				
												156 H	Elon	12	8				
												157 A	High Point	0	1				
												158 H	Wofford	7	8				
												158 H	Wofford	13	12				
												158 H	Wofford	4	13				
												162 A	ETSU	12	3				
												162 A	ETSU	9	7				
												162 A	ETSU	0	11				
												164 A	Ohio St.	11	4				
												164 A	Ohio St.	4	5				
												164 A	Ohio St.	11	4				
												180 H	Princeton	3	5				
												180 H	Princeton	6	1				
												180 H	Princeton	5	10				
												180 H	Princeton	12	3				
												197 H	UNC Asheville	14	3				
												220 N	N.C. A&T	5	4				
												289 H	UMES	4	2				
												289 H	UMES	11	3				
												289 H	UMES	18	4				
												295 H	Lafayette	14	2				
				LAST 10 GAMES															
				164 A	Ohio St.	4	5	158 H	Wofford	7	8								
				164 A	Ohio St.	11	4	158 H	Wofford	4	13								
				164 A	Ohio St.	11	4	52 A	North Carolina St.	1	10								
				157 A	High Point	0	1	146 H	Furman	9	3								
				158 H	Wofford	13	12	146 H	Furman	7	6								

Non-Div. I Games:

UNCG



RPI	S	Opponent	Score	
295	H	Lafayette	8	7
295	H	Lafayette	25	7
295	H	Lafayette	11	8

UNCG

U  
N  
C  
G

U  
N  
C  
G

Average RPI Win: 213		WON-LOST	WINNING	LAST 10	STRENGTH OF	OPP. STRENGTH	TEAM	ADJ	CONF.	ADJ CONF.			
Average RPI Loss: 124		RECORD	PCT. RANK	GAMES	SCHEDULE	OF SCHEDULE	RPI	RPI	RPI	RPI			
DIV. I ONLY		16-23-0	.41026	218	3-7-0	139	161	177	.48396	177	18	18	
DIV. I NON-CONF.		9-14-0	.3913	212	0-2-0	106	144	179	.48548	179	20	20	
<hr/>													
TOTALS		RPI 1-25		RPI 26-50		W-L RECORDS		RPI 51-100		RPI 101-150		RPI 150+	
16-23-0		0-4-0		0-0-0		OVERALL		1-4-0		1-6-0		14-9-0	
8-7-0		0-0-0		0-0-0		HOME		0-3-0		0-2-0		8-2-0	
7-15-0		0-4-0		0-0-0		AWAY		1-0-0		1-4-0		5-7-0	
1-1-0		0-0-0		0-0-0		NEUTRAL		0-1-0		0-0-0		1-0-0	
9-14-0		0-4-0		0-0-0		NON-CONFERENCE		0-1-0		1-6-0		8-3-0	
6-3-0		0-0-0		0-0-0		HOME		0-0-0		0-2-0		6-1-0	
2-10-0		0-4-0		0-0-		AWAY		0-0-0		1-4-0		1-2-0	
1-1-0		0-0-0		0-0-0		NEUTRAL		0-1-0		0-0-0		1-0-0	
7-9-0		0-0-0		0-0-0		CONFERENCE		1-3-0		0-0-0		6-6-0	
2-4-0		0-0-0		0-0-0		HOME		0-3-0		0-0-0		2-1-0	
5-5-0		0-0-0		0-0-0		AWAY		1-0-0		0-0-0		4-5-0	
0-0-0		0-0-0		0-0-0		NEUTRAL		0-0-0		0-0-0		0-0-0	
RPI	S	Opponent		Score		RPI	S	Opponent		Score			
3	A	North Carolina		0	2	65	A	Liberty		5	4	103 A North Florida	0 9
3	A	North Carolina		3	9	65	H	Liberty		4	9	103 A North Florida	8 7
3	A	North Carolina		5	7	65	H	Liberty		3	13	103 A North Florida	2 9
10	A	Wake Forest		7	18	65	H	Liberty		1	6	120 A Virginia Tech	7 9
						68	N	Kent St.		1	9	120 H Virginia Tech	6 17
												148 A Appalachian St.	9 13
												148 H Appalachian St.	5 7
												156 A Elon	1 10
												162 H ETSU	4 3
												179 A Presbyterian	4 1
												179 A Presbyterian	1 4
												179 A Presbyterian	3 4
												195 A Charleston So.	3 4
												195 A Charleston So.	1 4
												195 A Charleston So.	2 3
												221 A George Mason	9 4
												221 A George Mason	4 6
												232 H Rider	18 0
												232 H Rider	3 1
												232 H Rider	11 5
												241 A Campbell	2 0
												241 A Campbell	7 4
												241 A Campbell	8 5
												244 N Quinnipiac	4 0
												247 H Northern Ky.	5 10
												247 H Northern Ky.	10 5
												247 H Northern Ky.	7 3
<hr/>													
LAST 10 GAMES													
						195 A Charleston So.	1	4	241 A Campbell	8	5	241 A Campbell	8 5
						195 A Charleston So.	2	3	241 A Campbell	2	0	244 N Quinnipiac	4 0
						195 A Charleston So.	3	4	120 H Virginia Tech	6	17	247 H Northern Ky.	5 10
						148 H Appalachian St.	5	7	65 H Liberty	3	13	247 H Northern Ky.	10 5
						241 A Campbell	7	4	65 H Liberty	1	6	247 H Northern Ky.	7 3

Non-Div. I Games:

Radford

RPI	S	Opponent	Score	
258	H	Longwood	16	6
258	H	Longwood	1	7
258	H	Longwood	10	0

Radford

R  
a  
d  
f  
o  
r  
d

R  
a  
d  
f  
o  
r  
d

**Non-Div. I Games:**

Tie, Loss, Non-Conf, S Site, H Home, A Away, N Neutral Page 228

Average RPI Win: 181		WON-LOST	WINNING	LAST 10	STRENGTH OF		OPP. STRENGTH	TEAM	ADJ	CONF.	ADJ CONF.
Average RPI Loss: 161		RECORD	PCT. RANK	GAMES	SCHEDULE		OF SCHEDULE	RPI	RPI	RPI	RPI
DIV. I ONLY		21-22-0	.48837	154	4-6-0		195	153	179	.4829	179
DIV. I NON-CONF.		12-16-0	.42857	200	0-3-0		201	127	200	.4752	200
TOTALS		RPI 1-25	RPI 26-50		W-L RECORDS		RPI 51-100		RPI 101-150		RPI 150+
21-22-0	1-2-0	0-0-0		OVERALL		3-1-0		1-6-0		16-13-0	
11-9-0	0-0-0	0-0-0		HOME		0-0-0		1-2-0		10-7-0	
9-11-0	1-2-0	0-0-0		AWAY		3-0-0		0-4-0		5-5-0	
1-2-0	0-0-0	0-0-0		NEUTRAL		0-1-0		0-0-0		1-1-0	
12-16-0	1-2-0	0-0-0		NON-CONFERENCE		0-1-0		1-6-0		10-7-0	
7-4-0	0-0-0	0-0-0		HOME		0-0-0		1-2-0		6-2-0	
4-10-0	1-2-0	0-0-0		AWAY		0-0-0		0-4-0		3-4-0	
1-2-0	0-0-0	0-0-0		NEUTRAL		0-1-0		0-0-0		1-1-0	
9-6-0	0-0-0	0-0-0		CONFERENCE		3-0-0		0-0-0		6-6-0	
4-5-0	0-0-0	0-0-0		HOME		0-0-0		0-0-0		4-5-0	
5-1-0	0-0-0	0-0-0		AWAY		3-0-0		0-0-0		2-1-0	
0-0-0	0-0-0	0-0-0		NEUTRAL		0-0-0		0-0-0		0-0-0	
RPI S	Opponent	Score		RPI S	Opponent	Score		RPI S	Opponent	Score	
25 A	Auburn	11	8					109 H	Western Caro.	6	9
25 A	Auburn	0	8					110 A	Georgia	7	8
25 A	Auburn	5	7					122 A	Duke	6	14
								141 H	Butler	7	5
								146 A	Furman	6	11
								146 A	Furman	6	7
								146 H	Furman	0	6
								157 H	High Point	2	3
								157 H	High Point	1	13
								157 H	High Point	13	1
								158 H	Wofford	6	1
								158 N	Wofford	9	10
								177 H	Radford	4	3
								177 H	Radford	1	4
								177 H	Radford	4	1
								184 N	UT Martin	3	2
								193 A	Alabama	4	3
								193 A	Alabama	3	4
								193 A	Alabama	1	8
								197 H	UNC Asheville	2	4
								197 H	UNC Asheville	7	4
								197 H	UNC Asheville	1	7
								205 H	Stony Brook	7	6
								205 H	Stony Brook	3	8
								205 H	Stony Brook	2	1
								220 A	N.C. A&T	3	2
								226 A	The Citadel	8	9
LAST 10 GAMES											
122 A	Duke	6	14	258 A	Longwood	10	2				
157 H	High Point	1	13	258 A	Longwood	2	1				
157 H	High Point	2	3	258 A	Longwood	1	2				
157 H	High Point	13	1	109 H	Western Caro.	6	9				
146 A	Furman	6	11	84 A	Winthrop	3	1				

Non-Div. I Games:

Presbyterian

Presbyterian

Average RPI Win:	178	WON-LOST	WINNING	LAST 10	STRENGTH OF	OPP. STRENGTH	TEAM	ADJ	CONF.	ADJ CONF.	
Average RPI Loss:	124	RECORD	PCT. RANK	GAMES	SCHEDULE	OF SCHEDULE	RPI	RPI	RPI	RPI	
DIV. I ONLY	10-26-1	.28378	274	1-8-1	59	238	180	.48277	180	14	14
DIV. I NON-CONF.	5-15-1	.2619	263	1-0-1	5	253	99	.52547	99	9	9
<hr/>											
TOTALS	RPI 1-25	RPI 26-50		W-L RECORDS		RPI 51-100		RPI 101-150		RPI 150+	
10-26-1	0-3-0	1-2-0		OVERALL		0-3-0		1-9-0		8-9-1	
2-6-1	0-0-0	0-0-0		HOME		0-2-0		0-4-0		2-0-1	
8-20-0	0-3-0	1-2-0		AWAY		0-1-0		1-5-0		6-9-0	
0-0-0	0-0-0	0-0-0		NEUTRAL		0-0-0		0-0-0		0-0-0	
5-15-1	0-3-0	1-2-0		NON-CONFERENCE		0-1-0		0-4-0		4-5-1	
0-0-1	0-0-0	0-0-0		HOME		0-0-0		0-0-0		0-0-1	
5-15-0	0-3-0	1-0-		AWAY		0-1-0		0-4-0		4-5-0	
0-0-0	0-0-0	0-0-0		NEUTRAL		0-0-0		0-0-0		0-0-0	
5-11-0	0-0-0	0-0-0		CONFERENCE		0-2-0		1-5-0		4-4-0	
2-6-0	0-0-0	0-0-0		HOME		0-2-0		0-4-0		2-0-0	
3-5-0	0-0-0	0-0-0		AWAY		0-0-0		1-1-0		2-4-0	
0-0-0	0-0-0	0-0-0		NEUTRAL		0-0-0		0-0-0		0-0-0	
RPI	S	Opponent	Score	RPI	S	Opponent	Score	RPI	S	Opponent	Score
21	A	Maryland	0 4	34	A	Old Dominion	4 14	59	H	Yale	0 8
21	A	Maryland	0 2	34	A	Old Dominion	1 7	59	H	Yale	1 3
21	A	Maryland	2 6	39	A	St. John's (NY)	4 2	89	A	Seton Hall	3 14
								115	A	Dartmouth	6 7
								115	A	Dartmouth	4 2
								122	A	Duke	1 3
								122	A	Duke	2 9
								122	A	Duke	1 7
								122	A	Duke	1 6
								135	H	Columbia	2 15
								135	H	Columbia	5 21
								135	H	Columbia	4 5
								135	H	Columbia	4 6
176	A	UNCG	1 6								
176	A	UNCG	10 5								
176	A	UNCG	3 12								
176	A	UNCG	5 3								
191	A	Navy	5 2								
191	A	Navy	6 8								
191	A	Navy	5 9								
191	A	Navy	4 2								
199	A	Penn	2 10								
199	A	Penn	5 17								
199	A	Penn	1 3								
199	A	Penn	4 5								
206	A	Harvard	9 4								
206	A	Harvard	5 3								
208	A	Monmouth	4 8								
232	H	Rider	7 7								
238	H	Brown	11 5								
<hr/>											
LAST 10 GAMES											
39	A	St. John's (NY)	4 2	232	H	Rider	7 7	206	A	Harvard	9 4
135	H	Columbia	5 21	199	A	Penn	2 10	206	A	Harvard	5 3
135	H	Columbia	2 15	199	A	Penn	5 17	208	A	Monmouth	4 8
135	H	Columbia	4 5	199	A	Penn	1 3	232	H	Rider	7 7
135	H	Columbia	4 6	199	A	Penn	4 5	238	H	Brown	11 5

Non-Div. I Games:

Princeton

Princeton



UMBC		Average RPI Win:	189	WON-LOST RECORD	WINNING PCT. RANK	LAST 10 GAMES	STRENGTH OF SCHEDULE	OPP. STRENGTH OF SCHEDULE	TEAM RPI	ADJ RPI	CONF. RPI	ADJ CONF. RPI
DIV. I ONLY				14-17-0	.45161 188	6-4-0	155	252	181	.4824 181	17	17
DIV. I NON-CONF.				7-12-0	.36842 230	1-2-0	205	275	242	.44816 241	17	17
TOTALS		RPI 1-25		RPI 26-50		W-L RECORDS		RPI 51-100		RPI 101-150		RPI 150+
14-17-0		0-0-0		0-2-0		OVERALL		1-3-0		0-0-0		13-12-0
8-5-0		0-0-0		0-0-0		HOME		0-0-0		0-0-0		8-5-0
6-9-0		0-0-0		0-0-0		AWAY		1-2-0		0-0-0		5-7-0
0-3-0		0-0-0		0-2-0		NEUTRAL		0-1-0		0-0-0		0-0-0
7-12-0		0-0-0		0-2-0		NON-CONFERENCE		0-1-0		0-0-0		7-9-0
4-3-0		0-0-0		0-0-0		HOME		0-0-0		0-0-0		4-3-0
3-6-0		0-0-0		0-0-		AWAY		0-0-0		0-0-0		3-6-0
0-3-0		0-0-0		0-2-0		NEUTRAL		0-1-0		0-0-0		0-0-0
7-5-0		0-0-0		0-0-0		CONFERENCE		1-2-0		0-0-0		6-3-0
4-2-0		0-0-0		0-0-0		HOME		0-0-0		0-0-0		4-2-0
3-3-0		0-0-0		0-0-0		AWAY		1-2-0		0-0-0		2-1-0
0-0-0		0-0-0		0-0-0		NEUTRAL		0-0-0		0-0-0		0-0-0
RPI S	Opponent	Score	RPI S	Opponent	Score	RPI S	Opponent	Score	RPI S	Opponent	Score	
			39 N	St. John's (NY)	0 8	54 A	Binghamton	1 9	154 A	Delaware	6 17	
			39 N	St. John's (NY)	3 15	54 A	Binghamton	12 3	154 H	Delaware	5 4	
						54 A	Binghamton	2 11	155 H	UMass Lowell	2 6	
						65 N	Liberty	5 8	155 H	UMass Lowell	5 2	
									155 H	UMass Lowell	5 2	
									159 A	Gardner-Webb	6 0	
									159 A	Gardner-Webb	3 4	
									159 A	Gardner-Webb	2 5	
									160 A	Hartford	7 16	
									160 A	Hartford	13 12	
									160 A	Hartford	7 3	
									197 A	UNC Asheville	8 4	
									197 A	UNC Asheville	5 11	
									197 A	UNC Asheville	6 7	
									203 A	George Washington	2 3	
									203 H	George Washington	3 4	
									211 H	Albany (NY)	9 3	
									211 H	Albany (NY)	1 9	
									211 H	Albany (NY)	7 6	
									219 A	Georgetown	10 2	
									221 H	George Mason	4 2	
									240 H	Towson	3 7	
									291 H	Coppin St.	4 10	
									296 H	Mt. St. Mary's	14 1	
									296 H	Mt. St. Mary's	19 7	
LAST 10 GAMES			219 A	Georgetown	10 2	160 A	Hartford	7 3				
			155 H	UMass Lowell	5 2	160 A	Hartford	7 16				
			155 H	UMass Lowell	5 2	291 H	Coppin St.	4 10				
			155 H	UMass Lowell	2 6	203 A	George Washington	2 3				
			160 A	Hartford	13 12	54 A	Binghamton	12 3				

Non-Div. I Games:

UMBC

Average RPI Win:		190	WON-LOST RECORD		WINNING PCT. RANK		LAST 10 GAMES		STRENGTH OF SCHEDULE		OPP. STRENGTH OF SCHEDULE		TEAM RPI		ADJ RPI		CONF. RPI		ADJ CONF. RPI				
Average RPI Loss:		134																					
DIV. I ONLY			17-24-0		.41463 213		5-5-0		175		194		182		.48209 182		22		22				
DIV. I NON-CONF.			9-20-0		.31034 248		1-3-0		100		164		192		.47983 192		18		18				
TOTALS		RPI 1-25		RPI 26-50		W-L RECORDS		RPI 51-100		RPI 101-150		RPI 150+											
17-24-0		0-3-0		0-1-0		OVERALL		3-7-0		2-2-0		12-11-0											
6-2-0		0-0-0		0-0-0		HOME		1-0-0		0-0-0		5-2-0											
8-14-0		0-3-0		0-1-0		AWAY		1-4-0		0-0-0		7-6-0											
3-8-0		0-0-0		0-0-0		NEUTRAL		1-3-0		2-2-0		0-3-0											
9-20-0		0-3-0		0-1-0		NON-CONFERENCE		3-7-0		2-2-0		4-7-0											
1-1-0		0-0-0		0-0-0		HOME		1-0-0		0-0-0		0-1-0											
5-11-0		0-3-0		0-0-		AWAY		1-4-0		0-0-0		4-3-0											
3-8-0		0-0-0		0-0-0		NEUTRAL		1-3-0		2-2-0		0-3-0											
8-4-0		0-0-0		0-0-0		CONFERENCE		0-0-0		0-0-0		8-4-0											
5-1-0		0-0-0		0-0-0		HOME		0-0-0		0-0-0		5-1-0											
3-3-0		0-0-0		0-0-0		AWAY		0-0-0		0-0-0		3-3-0											
0-0-0		0-0-0		0-0-0		NEUTRAL		0-0-0		0-0-0		0-0-0											
RPI	S	Opponent		Score		RPI	S	Opponent		Score		RPI	S	Opponent		Score		RPI	S	Opponent		Score	
6	A	Louisville		0	13	28	A	Michigan		1	2	61	N	Missouri		6	2	115	N	Dartmouth		4	8
6	A	Louisville		7	8							61	N	Missouri		9	27	141	N	Butler		2	6
6	A	Louisville		2	3							61	N	Missouri		5	6	141	N	Butler		4	0
												61	N	Missouri		2	7	150	N	St. Bonaventure		12	7
												67	A	FGCU		5	12	164	A	Ohio St.		3	1
												82	H	Michigan St.		4	3	173	A	Fresno St.		15	11
												87	A	Notre Dame		0	5	173	A	Fresno St.		2	10
												97	A	Samford		3	4	173	A	Fresno St.		3	6
												97	A	Samford		3	7	202	A	Western Mich.		6	2
												97	A	Samford		8	3	202	A	Western Mich.		3	4
																		202	A	Western Mich.		1	6
																		204	A	Miami (OH)		2	6
																		204	A	Miami (OH)		10	6
																		204	A	Miami (OH)		7	5
																		216	A	Oakland		11	14
																		216	H	Oakland		2	3
																		218	H	Ohio		8	2
																		218	H	Ohio		12	11
																		218	H	Ohio		12	9
																		248	N	Milwaukee		2	4
																		248	N	Milwaukee		4	15
																		248	N	Milwaukee		0	3
																		263	H	Bowling Green		2	6
																		263	H	Bowling Green		3	0
																		263	H	Bowling Green		7	6
																		286	A	Chicago St.		10	6
																		286	A	Chicago St.		5	2
				LAST 10 GAMES																			
				87	A	Notre Dame		0	5	218	H	Ohio		12	11	263	H	Bowling Green		2	6		
				202	A	Western Mich.		1	6	218	H	Ohio		12	9	263	H	Bowling Green		3	0		
				202	A	Western Mich.		3	4	218	H	Ohio		8	2	263	H	Bowling Green		7	6		
				202	A	Western Mich.		6	2	164	A	Ohio St.		3	1	286	A	Chicago St.		10	6		
				216	A	Oakland		11	14	28	A	Michigan		1	2	286	A	Chicago St.		5	2		

Non-Div. I Games:

Eastern Mich.

UNCW

Average RPI Win:		184	WON-LOST RECORD		WINNING PCT. RANK		LAST 10 GAMES		STRENGTH OF SCHEDULE		OPP. STRENGTH OF SCHEDULE		TEAM RPI		ADJ RPI		CONF. RPI		ADJ CONF. RPI	
DIV. I ONLY			19-21-0		.475 166		6-4-0		152		133		184		.4811 183		21		21	
DIV. I NON-CONF.			12-16-0		.42857 200		1-3-0		95		100		194		.47904 194		23		23	
TOTALS		RPI 1-25		RPI 26-50		W-L RECORDS		RPI 51-100		RPI 101-150		RPI 150+								
19-21-0		1-1-0		0-3-0		OVERALL		3-8-0		3-4-0		12-5-0								
16-10-0		1-1-0		0-0-0		HOME		3-6-0		3-1-0		9-2-0								
3-11-0		0-0-0		0-3-0		AWAY		0-2-0		0-3-0		3-3-0								
0-0-0		0-0-0		0-0-0		NEUTRAL		0-0-0		0-0-0		0-0-0								
12-16-0		1-1-0		0-3-0		NON-CONFERENCE		3-8-0		1-0-0		7-4-0								
11-9-0		1-1-0		0-0-0		HOME		3-6-0		1-0-0		6-2-0								
1-7-0		0-0-0		0-0-		AWAY		0-2-0		0-0-0		1-2-0								
0-0-0		0-0-0		0-0-0		NEUTRAL		0-0-0		0-0-0		0-0-0								
7-5-0		0-0-0		0-0-0		CONFERENCE		0-0-0		2-4-0		5-1-0								
5-1-0		0-0-0		0-0-0		HOME		0-0-0		2-1-0		3-0-0								
2-4-0		0-0-0		0-0-0		AWAY		0-0-0		0-3-0		2-1-0								
0-0-0		0-0-0		0-0-0		NEUTRAL		0-0-0		0-0-0		0-0-0								
RPI	S	Opponent		Score		RPI	S	Opponent		Score		RPI	S	Opponent		Score				
21	H	Maryland		6	10	46	A	Ole Miss		2	7	52	H	North Carolina St.		5	8			
21	H	Maryland		10	7	46	A	Ole Miss		6	8	66	A	Coastal Caro.		2	13			
						46	A	Ole Miss		4	8	66	H	Coastal Caro.		1	4			
												67	H	FGCU		1	5			
												67	H	FGCU		1	10			
												67	H	FGCU		3	5			
												83	A	East Carolina		2	10			
												83	H	East Carolina		5	9			
												90	H	VCU		10	1			
												90	H	VCU		10	4			
												90	H	VCU		5	4			
														117 H William & Mary		9	10			
														117 H William & Mary		11	1			
														117 H William & Mary		6	5			
														140 A Col. of Charleston		6	7			
														140 A Col. of Charleston		0	2			
														140 A Col. of Charleston		7	8			
														148 H Appalachian St.		6	5			
														157 H High Point		7	3			
														189 H VMI		4	3			
														221 H George Mason		12	8			
														225 H James Madison		4	1			
														225 H James Madison		7	5			
														225 H James Madison		6	2			
														241 A Campbell		5	12			
														241 H Campbell		2	4			
														258 H Longwood		3	5			
														258 H Longwood		11	1			
														258 H Longwood		7	3			
														259 A N.C. Central		6	8			
														259 A N.C. Central		16	8			
														259 H N.C. Central		3	0			
														272 A Hofstra		7	4			
														272 A Hofstra		3	6			
														272 A Hofstra		20	7			
LAST 10 GAMES						LAST 10 GAMES						LAST 10 GAMES								
						157	H	High Point		7	3	83	H	East Carolina		5	9			
						241	A	Campbell		5	12	225	H	James Madison		4	1			
						272	A	Hofstra		20	7	225	H	James Madison		7	5			
						272	A	Hofstra		3	6	225	H	James Madison		6	2			
						272	A	Hofstra		7	4	83	A	East Carolina		2	10			

Non-Div. I Games:

UNCW

U  
T  
M  
a  
r  
t  
i  
n

UT Martin

Average RPI Win: 184		WON-LOST RECORD		WINNING PCT. RANK		LAST 10 GAMES		STRENGTH OF SCHEDULE		OPP. STRENGTH OF SCHEDULE		TEAM RPI		ADJ RPI		CONF. RPI		ADJ CONF. RPI	
DIV. I ONLY		18-20-0		.47368 171		3-7-0		250		136		185		.47949 185		15		15	
DIV. I NON-CONF.		14-14-0		.5 146		1-3-0		263		90		170		.48745 170		12		12	
TOTALS		RPI 1-25		RPI 26-50		W-L RECORDS		RPI 51-100		RPI 101-150		RPI 150+							
18-20-0		0-2-0		1-1-0		OVERALL		2-5-0		3-2-0		12-10-0							
7-3-0		0-0-0		0-1-0		HOME		0-0-0		0-1-0		7-1-0							
9-15-0		0-2-0		1-0-0		AWAY		2-5-0		2-0-0		4-8-0							
2-2-0		0-0-0		0-0-0		NEUTRAL		0-0-0		1-1-0		1-1-0							
14-14-0		0-2-0		1-1-0		NON-CONFERENCE		2-2-0		3-2-0		8-7-0							
5-2-0		0-0-0		0-1-0		HOME		0-0-0		0-1-0		5-0-0							
7-11-0		0-2-0		1-0-		AWAY		2-2-0		2-0-0		2-7-0							
2-1-0		0-0-0		0-0-0		NEUTRAL		0-0-0		1-1-0		1-0-0							
4-6-0		0-0-0		0-0-0		CONFERENCE		0-3-0		0-0-0		4-3-0							
2-1-0		0-0-0		0-0-0		HOME		0-0-0		0-0-0		2-1-0							
2-4-0		0-0-0		0-0-0		AWAY		0-3-0		0-0-0		2-1-0							
0-1-0		0-0-0		0-0-0		NEUTRAL		0-0-0		0-0-0		0-1-0							
RPI S	Opponent	Score		RPI S	Opponent	Score		RPI S	Opponent	Score		RPI S	Opponent	Score					
16 A	Mississippi St.	1	9	26 A	Indiana	7	3	51 A	Washington	4	2	119 A	Purdue	5	2				
16 A	Mississippi St.	6	11	26 H	Indiana	0	2	51 A	Washington	0	8	119 H	Purdue	7	10				
								51 A	Washington	5	3	143 N	Marist	3	9				
								51 A	Washington	2	3	143 N	Marist	3	1				
								57 A	DBU	12	20	147 A	Austin Peay	12	9				
								57 A	DBU	2	3	170 A	Illinois	1	2				
								57 A	DBU	0	1	170 A	Illinois	2	5				
												170 A	Illinois	4	6				
												172 H	Southern Ill.	1	2				
												172 H	Southern Ill.	4	1				
												172 H	Southern Ill.	15	2				
												214 A	Eastern Ill.	7	8				
												214 H	Eastern Ill.	2	1				
												216 H	Oakland	8	4				
												216 H	Oakland	5	4				
												216 H	Oakland	9	5				
												252 H	Northern Ill.	17	8				
												262 N	Youngstown St.	14	4				
												264 A	Utah Valley	10	5				
												264 A	Utah Valley	7	9				
												264 A	Utah Valley	6	7				
												264 A	Utah Valley	11	8				
												267 A	Evansville	5	3				
												267 A	Evansville	9	1				
												267 A	Evansville	1	4				
												273 N	Illinois St.	7	17				
												281 A	Seattle U	0	4				
				LAST 10 GAMES															
				214 A	Eastern Ill.	7	8	252 H	Northern Ill.	17	8								
				57 A	DBU	0	1	172 H	Southern Ill.	4	1								
				57 A	DBU	2	3	172 H	Southern Ill.	15	2								
				57 A	DBU	12	20	172 H	Southern Ill.	1	2								
				119 H	Purdue	7	10	26 H	Indiana	0	2								

Non-Div. I Games:

Indiana St.

Average RPI Win: 188		WON-LOST	WINNING	LAST 10	STRENGTH OF		OPP. STRENGTH	TEAM	ADJ	CONF.	ADJ CONF.
Average RPI Loss: 106		RECORD	PCT. RANK	GAMES	SCHEDULE		OF SCHEDULE	RPI	RPI	RPI	RPI
DIV. I ONLY		20-20-0	.5	146	4-6-0		216	106	186	.47907	186
DIV. I NON-CONF.		12-10-0	.54545	115	1-1-0		265	126	213	.47001	212
TOTALS		RPI 1-25	RPI 26-50		W-L RECORDS		RPI 51-100		RPI 101-150		RPI 150+
20-20-0		0-1-0	1-5-0		OVERALL		2-6-0		3-3-0		14-5-0
14-9-0		0-1-0	1-1-0		HOME		1-3-0		3-1-0		9-3-0
6-11-0		0-0-0	0-4-0		AWAY		1-3-0		0-2-0		5-2-0
0-0-0		0-0-0	0-0-0		NEUTRAL		0-0-0		0-0-0		0-0-0
12-10-0		0-1-0	1-2-0		NON-CONFERENCE		1-1-0		3-3-0		7-3-0
8-6-0		0-1-0	1-1-0		HOME		0-1-0		3-1-0		4-2-0
4-4-0		0-0-0	0-0-		AWAY		1-0-0		0-2-0		3-1-0
0-0-0		0-0-0	0-0-0		NEUTRAL		0-0-0		0-0-0		0-0-0
8-10-0		0-0-0	0-3-0		CONFERENCE		1-5-0		0-0-0		7-2-0
6-3-0		0-0-0	0-0-0		HOME		1-2-0		0-0-0		5-1-0
2-7-0		0-0-0	0-3-0		AWAY		0-3-0		0-0-0		2-1-0
0-0-0		0-0-0	0-0-0		NEUTRAL		0-0-0		0-0-0		0-0-0
RPI S	Opponent	Score	RPI S	Opponent	Score	RPI S	Opponent	Score	RPI S	Opponent	Score
13 H	Missouri St.	0 13	37 H	Louisiana Tech	6 5	53 H	South Ala.	5 15	108 H	Cincinnati	4 11
			37 H	Louisiana Tech	3 19	53 H	South Ala.	12 10	108 H	Cincinnati	5 1
			46 A	Ole Miss	4 16	53 H	South Ala.	2 12	108 H	Cincinnati	5 4
			49 A	Louisiana	2 3	66 A	Coastal Caro.	0 5	130 A	Southeast Mo. St.	4 10
			49 A	Louisiana	0 8	66 A	Coastal Caro.	6 11	130 H	Southeast Mo. St.	10 1
			49 A	Louisiana	2 13	66 A	Coastal Caro.	1 6	147 A	Austin Peay	8 9
						96 A	Memphis	11 4	169 A	Texas St.	7 16
						96 H	Memphis	1 2	169 A	Texas St.	8 7
									169 A	Texas St.	13 7
									172 A	Southern Ill.	4 3
									172 H	Southern Ill.	2 4
									215 H	Georgia St.	10 5
									215 H	Georgia St.	4 2
									215 H	Georgia St.	14 1
									217 A	Northwestern St.	3 2
									217 A	Northwestern St.	5 9
									217 A	Northwestern St.	12 3
									234 H	La.-Monroe	8 3
									234 H	La.-Monroe	12 6
									234 H	La.-Monroe	3 5
									292 H	NYIT	13 5
									292 H	NYIT	5 2
									292 H	NYIT	11 5
									292 H	NYIT	6 0
									297 H	Mississippi Val.	9 10
			LAST 10 GAMES								
			96 H	Memphis	1 2	49 A	Louisiana	2 13			
			53 H	South Ala.	5 15	49 A	Louisiana	0 8			
			53 H	South Ala.	2 12	96 A	Memphis	11 4			
			53 H	South Ala.	12 10	215 H	Georgia St.	10 5			
			49 A	Louisiana	2 3	215 H	Georgia St.	4 2			

Non-Div. I Games:

Arkansas St.

Average RPI Win: 230		WON-LOST RECORD		WINNING PCT. RANK		LAST 10 GAMES		STRENGTH OF SCHEDULE		OPP. STRENGTH OF SCHEDULE		TEAM RPI		ADJ RPI		CONF. RPI		ADJ CONF. RPI					
Average RPI Loss: 146																							
DIV. I ONLY		18-17-0		.51429 133		3-7-0		277		206		187		.47901 187		26		26					
DIV. I NON-CONF.		10-9-0		.52632 128		1-1-0		127		109		68		.542 68		25		25					
TOTALS		RPI 1-25		RPI 26-50		W-L RECORDS		RPI 51-100		RPI 101-150		RPI 150+											
18-17-0		1-4-0		0-0-0		OVERALL		0-0-0		2-5-0		15-8-0											
7-1-0		0-0-0		0-0-0		HOME		0-0-0		1-1-0		6-0-0											
9-15-0		1-4-0		0-0-0		AWAY		0-0-0		1-4-0		7-6-0											
2-1-0		0-0-0		0-0-0		NEUTRAL		0-0-0		0-0-0		2-1-0											
10-9-0		1-4-0		0-0-0		NON-CONFERENCE		0-0-0		2-5-0		7-0-0											
1-1-0		0-0-0		0-0-0		HOME		0-0-0		1-1-0		0-0-0											
7-8-0		1-4-0		0-0-		AWAY		0-0-0		1-4-0		5-0-0											
2-0-0		0-0-0		0-0-0		NEUTRAL		0-0-0		0-0-0		2-0-0											
8-8-0		0-0-0		0-0-0		CONFERENCE		0-0-0		0-0-0		8-8-0											
6-0-0		0-0-0		0-0-0		HOME		0-0-0		0-0-0		6-0-0											
2-7-0		0-0-0		0-0-0		AWAY		0-0-0		0-0-0		2-7-0											
0-1-0		0-0-0		0-0-0		NEUTRAL		0-0-0		0-0-0		0-1-0											
RPI	S	Opponent		Score		RPI	S	Opponent		Score		RPI	S	Opponent		Score		RPI	S	Opponent		Score	
14	A	Virginia		3	5							114	A	Marshall		9	3						
14	A	Virginia		8	5							114	A	Marshall		6	9						
15	A	Baylor		3	6							114	A	Marshall		4	5						
15	A	Baylor		3	7							120	A	Virginia Tech		3	8						
15	A	Baylor		6	21							150	A	St. Bonaventure		2	7						
												150	H	St. Bonaventure		1	5						
												150	H	St. Bonaventure		2	1						
												163	N	Canisius		0	8						
												208	A	Monmouth		5	6						
												208	A	Monmouth		6	8						
												208	A	Monmouth		6	4						
												232	A	Rider		5	6						
												232	A	Rider		1	2						
												232	A	Rider		1	2						
												233	A	Norfolk St.		6	1						
												233	A	Norfolk St.		9	0						
												233	A	Norfolk St.		4	0						
												244	H	Quinnipiac		17	8						
												244	H	Quinnipiac		10	2						
												244	H	Quinnipiac		2	1						
												253	A	Manhattan		2	4						
												253	A	Manhattan		10	2						
												253	A	Manhattan		5	6						
												263	A	Bowling Green		3	2						
												263	A	Bowling Green		3	1						
												271	N	La Salle		8	5						
												271	N	La Salle		9	0						
LAST 10 GAMES																							

Non-Div. I Games:

Niagara

RPI	S	Opponent	Score	
298	H	Saint Peter's	8	1
298	H	Saint Peter's	3	2
298	H	Saint Peter's	7	0

Niagara

N  
i  
a  
g  
a  
r  
a

N  
i  
a  
g  
a  
r  
a



Average RPI Win: 249		WON-LOST RECORD		WINNING PCT. RANK		LAST 10 GAMES		STRENGTH OF SCHEDULE		OPP. STRENGTH OF SCHEDULE		TEAM RPI		ADJ RPI		CONF. RPI		ADJ CONF. RPI	
DIV. I ONLY		21-21-0		.5 146		4-6-0		185		281		188		.47872 188		31		31	
DIV. I NON-CONF.		5-16-0		.2381 270		1-3-0		18		132		190		.48115 190		31		31	
TOTALS		RPI 1-25		RPI 26-50		W-L RECORDS		RPI 51-100		RPI 101-150		RPI 150+							
21-21-0		0-2-0		0-3-0		OVERALL		1-6-0		2-3-0		18-7-0							
6-7-0		0-0-0		0-0-0		HOME		0-2-0		0-1-0		6-4-0							
9-6-0		0-0-0		0-3-0		AWAY		1-2-0		1-0-0		7-1-0							
6-8-0		0-2-0		0-0-0		NEUTRAL		0-2-0		1-2-0		5-2-0							
5-16-0		0-2-0		0-3-0		NON-CONFERENCE		1-6-0		2-3-0		2-2-0							
1-3-0		0-0-0		0-0-0		HOME		0-2-0		0-1-0		1-0-0							
2-5-0		0-0-0		0-0-		AWAY		1-2-0		1-0-0		0-0-0							
2-8-0		0-2-0		0-0-0		NEUTRAL		0-2-0		1-2-0		1-2-0							
16-5-0		0-0-0		0-0-0		CONFERENCE		0-0-0		0-0-0		16-5-0							
5-4-0		0-0-0		0-0-0		HOME		0-0-0		0-0-0		5-4-0							
7-1-0		0-0-0		0-0-0		AWAY		0-0-0		0-0-0		7-1-0							
4-0-0		0-0-0		0-0-0		NEUTRAL		0-0-0		0-0-0		4-0-0							
RPI	S	Opponent		Score		RPI	S	Opponent		Score		RPI	S	Opponent		Score			
6	N	Louisville		0	7	31	A	Houston		2	10	53	A	South Ala.		4	6		
21	N	Maryland		7	9	31	A	Houston		11	19	53	H	South Ala.		4	13		
						31	A	Houston		1	4	91	N	Morehead St.		1	8		
												91	N	Morehead St.		5	7		
												97	A	Samford		4	14		
												97	H	Samford		7	10		
												98	A	Florida A&M		6	5		
														102 N Iowa		2	9		
														102 N Iowa		4	3		
														112 H Troy		4	6		
														116 A Jacksonville St.		6	5		
														132 N Ball St.		2	3		
														192 H UAB		7	2		
														218 N Ohio		12	6		
														224 A Jackson St.		1	4		
														224 A Jackson St.		5	0		
														224 A Jackson St.		15	7		
														224 H Jackson St.		3	8		
														224 H Jackson St.		1	16		
														224 H Jackson St.		2	4		
														237 N Army West Point		4	5		
														237 N Army West Point		6	13		
														282 N Grambling		4	3		
														282 N Grambling		16	4		
														282 N Grambling		12	4		
														284 H Alcorn		10	0		
														284 H Alcorn		9	4		
														284 H Alcorn		6	4		
														293 A Alabama A&M		11	2		
														293 A Alabama A&M		5	3		
														293 H Alabama A&M		14	2		
														293 H Alabama A&M		5	4		
														293 H Alabama A&M		2	5		
														293 N Alabama A&M		9	2		
LAST 10 GAMES																			
						97	A	Samford		4	14	116	A	Jacksonville St.		6	5		
						282	N	Grambling		16	4	224	H	Jackson St.		3	8		
						282	N	Grambling		4	3	224	H	Jackson St.		1	16		
						282	N	Grambling		12	4	224	H	Jackson St.		2	4		
						53	A	South Ala.		4	6	112	H	Troy		4	6		

Non-Div. I Games:

Alabama St.

RPI	S	Opponent	Score	
297	A	Mississippi Val.	7	5
297	A	Mississippi Val.	7	6
297	A	Mississippi Val.	14	2

Alabama St.

A  
l  
a  
b  
a  
m  
a  
S  
t  
.

A  
l  
a  
b  
a  
m  
a  
S  
t  
.

VMI				Through Games Of April 26, 2017											
Average RPI Win: 199		WON-LOST	WINNING	LAST 10	STRENGTH OF		OPP. STRENGTH	TEAM	ADJ		CONF.	ADJ CONF.			
Average RPI Loss: 134		RECORD	PCT. RANK	GAMES	SCHEDULE		OF SCHEDULE	RPI	RPI		RPI	RPI			
DIV. I ONLY		17-23-0	.425	206	2-8-0		151	181	189	.47858	189	10	10		
DIV. I NON-CONF.		13-12-0	.52	138	0-1-0		202	237	173	.48673	173	13	13		
TOTALS		RPI 1-25	RPI 26-50		W-L RECORDS		RPI 51-100		RPI 101-150		RPI 150+				
17-23-0		0-1-0	1-4-0		OVERALL		1-3-0		1-5-0		14-10-0				
10-8-0		0-0-0	1-3-0		HOME		1-2-0		0-0-0		8-3-0				
6-13-0		0-1-0	0-1-0		AWAY		0-1-0		0-4-0		6-6-0				
1-2-0		0-0-0	0-0-0		NEUTRAL		0-0-0		1-1-0		0-1-0				
13-12-0		0-1-0	1-1-0		NON-CONFERENCE		0-1-0		1-2-0		11-7-0				
9-3-0		0-0-0	1-0-0		HOME		0-0-0		0-0-0		8-3-0				
3-7-0		0-1-0	0-0-		AWAY		0-1-0		0-1-0		3-3-0				
1-2-0		0-0-0	0-0-0		NEUTRAL		0-0-0		1-1-0		0-1-0				
4-11-0		0-0-0	0-3-0		CONFERENCE		1-2-0		0-3-0		3-3-0				
1-5-0		0-0-0	0-3-0		HOME		1-2-0		0-0-0		0-0-0				
3-6-0		0-0-0	0-0-0		AWAY		0-0-0		0-3-0		3-3-0				
0-0-0		0-0-0	0-0-0		NEUTRAL		0-0-0		0-0-0		0-0-0				
RPI S	Opponent	Score		RPI S	Opponent	Score		RPI S	Opponent	Score		RPI S	Opponent	Score	
14 A	Virginia	7	9	34 A	Old Dominion	2	14	90 A	VCU	4	5	109 A	Western Caro.	3	19
				34 H	Old Dominion	17	14	97 H	Samford	8	9	109 A	Western Caro.	1	9
				40 H	Mercer	6	9	97 H	Samford	4	0	109 A	Western Caro.	5	10
				40 H	Mercer	5	17	97 H	Samford	1	2	117 A	William & Mary	0	7
				40 H	Mercer	6	10					148 N	Appalachian St.	11	5
												148 N	Appalachian St.	1	3
												156 A	Elon	10	4
												156 A	Elon	3	8
												156 A	Elon	2	3
												158 A	Wofford	3	13
												158 A	Wofford	4	3
												158 A	Wofford	8	1
												183 A	UNCW	3	4
												203 H	George Washington	13	8
												203 H	George Washington	10	0
												203 H	George Washington	5	6
												221 N	George Mason	1	21
												225 A	James Madison	6	1
												226 A	The Citadel	0	3
												226 A	The Citadel	4	1
												226 A	The Citadel	2	4
				LAST 10 GAMES								244 H	Quinnipiac	13	7
				109 A	Western Caro.	5	10	40 H	Mercer	6	9	244 H	Quinnipiac	5	8
				109 A	Western Caro.	3	19	40 H	Mercer	6	10	244 H	Quinnipiac	9	5
				109 A	Western Caro.	1	9	158 A	Wofford	3	13	255 H	Richmond	6	3
				90 A	VCU	4	5	158 A	Wofford	8	1	256 H	Bucknell	0	4
				40 H	Mercer	5	17	158 A	Wofford	4	3	256 H	Bucknell	6	1

Non-Div. I Games:

VMI

RPI	S	Opponent	Score	
256	H	Bucknell	10	2
258	A	Longwood	6	4
258	H	Longwood	4	3

VMI

V  
M  
I

V  
M  
I

Average RPI Win: 185		WON-LOST	WINNING	LAST 10	STRENGTH OF		OPP. STRENGTH	TEAM	ADJ		CONF.	ADJ CONF.
Average RPI Loss: 129		RECORD	PCT. RANK	GAMES	SCHEDULE		OF SCHEDULE	RPI	RPI		RPI	RPI
DIV. I ONLY		20-16-0	.55556	104	6-4-0		269	94	190		25	25
DIV. I NON-CONF.		14-10-0	.58333	98	2-4-0		236	10	142		26	26
TOTALS		RPI 1-25	RPI 26-50		W-L RECORDS		RPI 51-100		RPI 101-150		RPI 150+	
20-16-0		0-0-0	2-2-0		OVERALL		3-4-0		4-7-0		11-3-0	
14-6-0		0-0-0	2-2-0		HOME		2-1-0		1-1-0		9-2-0	
6-10-0		0-0-0	0-0-0		AWAY		1-3-0		3-6-0		2-1-0	
0-0-0		0-0-0	0-0-0		NEUTRAL		0-0-0		0-0-0		0-0-0	
14-10-0		0-0-0	2-2-0		NON-CONFERENCE		3-4-0		4-4-0		5-0-0	
10-4-0		0-0-0	2-2-0		HOME		2-1-0		1-1-0		5-0-0	
4-6-0		0-0-0	0-0-		AWAY		1-3-0		3-3-0		0-0-0	
0-0-0		0-0-0	0-0-0		NEUTRAL		0-0-0		0-0-0		0-0-0	
6-6-0		0-0-0	0-0-0		CONFERENCE		0-0-0		0-3-0		6-3-0	
4-2-0		0-0-0	0-0-0		HOME		0-0-0		0-0-0		4-2-0	
2-4-0		0-0-0	0-0-0		AWAY		0-0-0		0-3-0		2-1-0	
0-0-0		0-0-0	0-0-0		NEUTRAL		0-0-0		0-0-0		0-0-0	
RPI S	Opponent	Score	RPI S	Opponent	Score	RPI S	Opponent	Score	RPI S	Opponent	Score	
			33 H	Utah	5 7	62 H	BYU	5 4	111 A	UC Santa Barbara	4 6	
			33 H	Utah	6 5	62 H	BYU	2 10	111 H	UC Santa Barbara	2 1	
			33 H	Utah	3 15	62 H	BYU	7 5	133 A	Grand Canyon	4 7	
			38 H	Nebraska	8 6	74 A	Loyola Marymount	7 10	133 A	Grand Canyon	2 3	
						100 A	Arizona St.	6 12	133 A	Grand Canyon	3 8	
						100 A	Arizona St.	2 4	134 A	UC Riverside	7 5	
						100 A	Arizona St.	8 6	134 A	UC Riverside	15 9	
									134 A	UC Riverside	2 11	
									137 A	Cal Poly	7 9	
									137 H	Cal Poly	2 10	
									142 A	UC Irvine	14 2	
									173 H	CSUN	4 2	
									230 H	UTRGV	6 5	
									230 H	UTRGV	2 4	
									230 H	UTRGV	12 13	
									264 H	Utah Valley	7 5	
									264 H	Utah Valley	10 0	
									264 H	Utah Valley	9 5	
									280 H	Portland	7 5	
									280 H	Portland	7 3	
									280 H	Portland	6 3	
									280 H	Portland	11 4	
									286 A	Chicago St.	3 0	
									286 A	Chicago St.	4 8	
									286 A	Chicago St.	12 1	
LAST 10 GAMES			111 A	UC Santa Barbara	4 6	264 H	Utah Valley	7 5	286 A	Chicago St.	3 0	
			100 A	Arizona St.	8 6	264 H	Utah Valley	9 5	286 A	Chicago St.	4 8	
			100 A	Arizona St.	2 4	264 H	Utah Valley	10 0	286 A	Chicago St.	12 1	
			100 A	Arizona St.	6 12	173 H	CSUN	4 2				
			137 H	Cal Poly	2 10	286 A	Chicago St.	12 1				

Non-Div. I Games:

CSU Bakersfield

[illegible]

**Non-Div. I Games:**

Navy

RPI	S	Opponent	Score	
259	A	N.C. Central	9	6
259	A	N.C. Central	7	8
279	A	Delaware St.	18	0
279	H	Delaware St.	3	2
283	A	Lehigh	11	5
283	A	Lehigh	1	0
283	A	Lehigh	3	2
283	A	Lehigh	2	1
289	A	UMES	13	5
289	H	UMES	17	5
291	H	Coppin St.	11	3
292	H	NYIT	10	2
292	H	NYIT	12	0
292	H	NYIT	15	3
292	H	NYIT	10	5
295	H	Lafayette	4	1
295	H	Lafayette	10	6
295	H	Lafayette	7	1
295	H	Lafayette	9	6

Navy

N  
a  
v  
y

N  
a  
v  
y

UAB

Average RPI Win: 175		WON-LOST RECORD		WINNING PCT. RANK		LAST 10 GAMES		STRENGTH OF SCHEDULE		OPP. STRENGTH OF SCHEDULE		TEAM RPI		ADJ RPI		CONF. RPI		ADJ CONF. RPI					
DIV. I ONLY		18-22-0		.45		190		2-8-0		190		96		193		.47814		192		6		6	
DIV. I NON-CONF.		12-10-0		.54545		115		1-1-0		262		124		211		.47122		211		6		6	
TOTALS		RPI 1-25		RPI 26-50		W-L RECORDS		RPI 51-100		RPI 101-150		RPI 150+											
18-22-0		0-1-0		1-2-0		OVERALL		2-5-0		3-9-0		12-5-0											
12-8-0		0-0-0		0-0-0		HOME		1-3-0		1-3-0		10-2-0											
6-14-0		0-1-0		1-2-0		AWAY		1-2-0		2-6-0		2-3-0											
0-0-0		0-0-0		0-0-0		NEUTRAL		0-0-0		0-0-0		0-0-0											
12-10-0		0-1-0		0-0-0		NON-CONFERENCE		0-1-0		2-4-0		10-4-0											
10-4-0		0-0-0		0-0-0		HOME		0-1-0		0-1-0		10-2-0											
2-6-0		0-1-0		0-0-		AWAY		0-0-0		2-3-0		0-2-0											
0-0-0		0-0-0		0-0-0		NEUTRAL		0-0-0		0-0-0		0-0-0											
6-12-0		0-0-0		1-2-0		CONFERENCE		2-4-0		1-5-0		2-1-0											
2-4-0		0-0-0		0-0-0		HOME		1-2-0		1-2-0		0-0-0											
4-8-0		0-0-0		1-2-0		AWAY		1-2-0		0-3-0		2-1-0											
0-0-0		0-0-0		0-0-0		NEUTRAL		0-0-0		0-0-0		0-0-0											
RPI	S	Opponent		Score		RPI	S	Opponent		Score		RPI	S	Opponent		Score		RPI	S	Opponent		Score	
25	A	Auburn		0 4		37	A	Louisiana Tech		14 9		71	H	Fla. Atlantic		6 2		101	A	Middle Tenn.		10 11	
						37	A	Louisiana Tech		4 7		71	H	Fla. Atlantic		3 6		101	A	Middle Tenn.		3 18	
						37	A	Louisiana Tech		2 10		71	H	Fla. Atlantic		5 9		101	A	Middle Tenn.		3 13	
												76	A	FIU		2 6		110	A	Georgia		0 2	
												76	A	FIU		8 5		110	A	Georgia		0 1	
												76	A	FIU		6 12		110	A	Georgia		2 1	
												97	H	Samford		1 5		112	A	Troy		6 1	
																		112	H	Troy		2 4	
																		114	H	Marshall		2 5	
																		114	H	Marshall		1 2	
																		114	H	Marshall		4 3	
																		116	A	Jacksonville St.		6 12	
																		166	H	Creighton		14 1	
																		166	H	Creighton		3 2	
																		166	H	Creighton		5 1	
																		175	H	Valparaiso		3 2	
																		175	H	Valparaiso		5 9	
																		175	H	Valparaiso		5 1	
																		188	A	Alabama St.		2 7	
																		193	A	Alabama		4 6	
																		193	H	Alabama		1 4	
																		234	H	La.-Monroe		3 2	
																		234	H	La.-Monroe		4 3	
																		234	H	La.-Monroe		4 3	
																		250	A	Western Ky.		8 4	
																		250	A	Western Ky.		6 9	
																		250	A	Western Ky.		5 0	
LAST 10 GAMES																							
						37	A	Louisiana Tech		4 7		101	A	Middle Tenn.		3 18		234	H	La.-Monroe		4 3	
						37	A	Louisiana Tech		2 10		101	A	Middle Tenn.		10 11		234	H	La.-Monroe		4 3	
						37	A	Louisiana Tech		14 9		193	A	Alabama		4 6		250	A	Western Ky.		8 4	
						112	A	Troy		6 1		114	H	Marshall		2 5		250	A	Western Ky.		6 9	
						101	A	Middle Tenn.		3 13		114	H	Marshall		1 2		250	A	Western Ky.		5 0	

Non-Div. I Games:

UAB



RPI	S	Opponent	Score	
293	H	Alabama A&M	8	2
293	H	Alabama A&M	7	1

UAB

U  
A  
B

U  
A  
B

Average RPI Win: 189		WON-LOST	WINNING	LAST 10	STRENGTH OF		OPP. STRENGTH	TEAM	ADJ	CONF.	ADJ CONF.				
Average RPI Loss: 68		RECORD	PCT. RANK	GAMES	SCHEDULE		OF SCHEDULE	RPI	RPI	RPI	RPI				
DIV. I ONLY		15-26-0	.36585	243	2-8-0		55	99	194	.47756	193	2	2		
DIV. I NON-CONF.		13-9-0	.59091	92	2-1-0		222	258	219	.4667	218	3	3		
TOTALS		RPI 1-25	RPI 26-50		W-L RECORDS		RPI 51-100		RPI 101-150		RPI 150+				
15-26-0		2-8-0	1-6-0		OVERALL		0-7-0		0-3-0		12-2-0				
13-16-0		1-2-0	1-3-0		HOME		0-7-0		0-2-0		11-2-0				
2-9-0		1-5-0	0-3-0		AWAY		0-0-0		0-1-0		1-0-0				
0-1-0		0-1-0	0-0-0		NEUTRAL		0-0-0		0-0-0		0-0-0				
13-9-0		0-0-0	1-0-0		NON-CONFERENCE		0-4-0		0-3-0		12-2-0				
12-8-0		0-0-0	1-0-0		HOME		0-4-0		0-2-0		11-2-0				
1-1-0		0-0-0	0-0-		AWAY		0-0-0		0-1-0		1-0-0				
0-0-0		0-0-0	0-0-0		NEUTRAL		0-0-0		0-0-0		0-0-0				
2-17-0		2-8-0	0-6-0		CONFERENCE		0-3-0		0-0-0		0-0-0				
1-8-0		1-2-0	0-3-0		HOME		0-3-0		0-0-0		0-0-0				
1-8-0		1-5-0	0-3-0		AWAY		0-0-0		0-0-0		0-0-0				
0-1-0		0-1-0	0-0-0		NEUTRAL		0-0-0		0-0-0		0-0-0				
RPI	S	Opponent	Score	RPI	S	Opponent	Score	RPI	S	Opponent	Score	RPI	S	Opponent	Score
12	H	Arkansas	1 7	27	H	Southern Miss.	12 5	61	H	Missouri	5 9	112	A	Troy	11 12
12	H	Arkansas	5 8	43	H	Texas A&M	2 8	61	H	Missouri	0 3	116	H	Jacksonville St.	1 2
12	H	Arkansas	7 1	43	H	Texas A&M	5 9	61	H	Missouri	4 7	116	H	Jacksonville St.	8 11
16	A	Mississippi St.	12 13	43	H	Texas A&M	2 3	94	H	Oral Roberts	3 6	179	H	Presbyterian	3 4
16	A	Mississippi St.	5 6	46	A	Ole Miss	4 5	94	H	Oral Roberts	4 5	179	H	Presbyterian	8 1
16	A	Mississippi St.	3 4	46	A	Ole Miss	2 7	94	H	Oral Roberts	2 5	179	H	Presbyterian	4 3
20	A	South Carolina	2 4	46	A	Ole Miss	2 8	97	H	Samford	3 10	192	A	UAB	4 1
20	A	South Carolina	5 6									192	H	UAB	6 4
20	A	South Carolina	4 2									214	H	Eastern Ill.	5 0
25	N	Auburn	3 4									234	H	La.-Monroe	10 3
												234	H	La.-Monroe	4 3
												234	H	La.-Monroe	6 2
												278	H	Ark.-Pine Bluff	12 2
												278	H	Ark.-Pine Bluff	3 8
												278	H	Ark.-Pine Bluff	6 5
												278	H	Ark.-Pine Bluff	14 1
												284	H	Alcorn	18 1
LAST 10 GAMES															
116	H	Jacksonville St.	8 11	43	H	Texas A&M	2 3								
16	A	Mississippi St.	12 13	43	H	Texas A&M	2 8								
16	A	Mississippi St.	3 4	43	H	Texas A&M	5 9								
16	A	Mississippi St.	5 6	192	H	UAB	6 4								
284	H	Alcorn	18 1	46	A	Ole Miss	2 8								

Non-Div. I Games:

Alabama

Average RPI Win:	205	WON-LOST	WINNING	LAST 10	STRENGTH OF	OPP. STRENGTH	TEAM	ADJ	CONF.	ADJ CONF.
Average RPI Loss:	116	RECORD	PCT. RANK	GAMES	SCHEDULE	OF SCHEDULE	RPI	RPI	RPI	RPI
DIV. I ONLY		12-20-0	.375 237	3-4-0	123	200	195	.47665 194	17	17
DIV. I NON-CONF.		9-14-0	.3913 212	3-1-0	164	227	210	.4715 210	17	17
TOTALS	RPI 1-25	RPI 26-50	W-L RECORDS	RPI 51-100	RPI 101-150	RPI 150+				
12-20-0	0-0-0	0-3-0	OVERALL	0-9-0	2-1-0	10-7-0				
5-2-0	0-0-0	0-0-0	HOME	0-0-0	0-0-0	5-2-0				
1-14-0	0-0-0	0-2-0	AWAY	0-7-0	0-0-0	1-2-0				
6-4-0	0-0-0	0-0-0	NEUTRAL	0-0-0	2-1-0	4-3-0				
9-14-0	0-0-0	0-3-0	NON-CONFERENCE	0-6-0	2-1-0	7-4-0				
3-1-0	0-0-0	0-0-0	HOME	0-0-0	0-0-0	3-1-0				
0-9-0	0-0-0	0-0-	AWAY	0-6-0	0-0-0	0-0-0				
6-4-0	0-0-0	0-0-0	NEUTRAL	0-0-0	2-1-0	4-3-0				
3-6-0	0-0-0	0-0-0	CONFERENCE	0-3-0	0-0-0	3-3-0				
2-1-0	0-0-0	0-0-0	HOME	0-0-0	0-0-0	2-1-0				
1-5-0	0-0-0	0-0-0	AWAY	0-3-0	0-0-0	1-2-0				
0-0-0	0-0-0	0-0-0	NEUTRAL	0-0-0	0-0-0	0-0-0				
RPI S Opponent Score	RPI S Opponent Score	RPI S Opponent Score	RPI S Opponent Score	RPI S Opponent Score	RPI S Opponent Score	RPI S Opponent Score				
39 A St. John's (NY) 0 3	54 A Binghamton 4 7	150 N St. Bonaventure 3 4								
39 A St. John's (NY) 1 15	54 A Binghamton 3 9	150 N St. Bonaventure 5 4								
39 A St. John's (NY) 3 9	54 A Binghamton 2 3	150 N St. Bonaventure 6 5								
	71 A Fla. Atlantic 3 11	155 A UMass Lowell 3 4								
	79 A Miami (FL) 3 4	155 A UMass Lowell 0 3								
	79 A Miami (FL) 2 7	155 A UMass Lowell 8 5								
	84 A Winthrop 5 12	160 H Hartford 6 10								
	84 A Winthrop 5 12	160 H Hartford 1 0								
	84 A Winthrop 2 3	160 H Hartford 3 2								
		201 N Central Conn. St. 3 6								
		201 N Central Conn. St. 6 3								
		239 N South Dakota St. 4 3								
		239 N South Dakota St. 6 0								
		243 N Massachusetts 1 5								
		243 N Massachusetts 4 2								
		243 N Massachusetts 6 10								
		253 H Manhattan 3 1								
		253 H Manhattan 4 6								
		253 H Manhattan 18 13								
		253 H Manhattan 10 6								
		253 H Manhattan 18 13								
	LAST 10 GAMES	253 H Manhattan 4 6								
	54 A Binghamton 2 3	253 H Manhattan 3 1								
	54 A Binghamton 4 7	160 H Hartford 6 10								
	54 A Binghamton 3 9	160 H Hartford 1 0								
	253 H Manhattan 10 6	160 H Hartford 3 2								
	253 H Manhattan 18 13									

Non-Div. I Games: Me.-Farmington 12 2 Me.-Presque Isle 8 1 Thomas (ME) 11 3

Maine

Average RPI Win:		194	WON-LOST RECORD		WINNING PCT. RANK		LAST 10 GAMES		STRENGTH OF SCHEDULE		OPP. STRENGTH OF SCHEDULE		TEAM RPI		ADJ RPI		CONF. RPI		ADJ CONF. RPI	
DIV. I ONLY			21-20-0		.5122 139		5-5-0		214		179		196		.4766 195		18		18	
DIV. I NON-CONF.			11-11-0		.5 146		1-3-0		215		221		214		.46924 213		20		20	
TOTALS		RPI 1-25		RPI 26-50		W-L RECORDS		RPI 51-100		RPI 101-150		RPI 150+								
21-20-0		0-2-0		0-0-0		OVERALL		5-5-0		0-1-0		16-12-0								
15-8-0		0-0-0		0-0-0		HOME		4-3-0		0-1-0		11-4-0								
5-11-0		0-2-0		0-0-0		AWAY		1-2-0		0-0-0		4-7-0								
1-1-0		0-0-0		0-0-0		NEUTRAL		0-0-0		0-0-0		1-1-0								
11-11-0		0-2-0		0-0-0		NON-CONFERENCE		3-3-0		0-1-0		8-5-0								
9-4-0		0-0-0		0-0-0		HOME		2-1-0		0-1-0		7-2-0								
1-6-0		0-2-0		0-0-		AWAY		1-2-0		0-0-0		0-2-0								
1-1-0		0-0-0		0-0-0		NEUTRAL		0-0-0		0-0-0		1-1-0								
10-9-0		0-0-0		0-0-0		CONFERENCE		2-2-0		0-0-0		8-7-0								
6-4-0		0-0-0		0-0-0		HOME		2-2-0		0-0-0		4-2-0								
4-5-0		0-0-0		0-0-0		AWAY		0-0-0		0-0-0		4-5-0								
0-0-0		0-0-0		0-0-0		NEUTRAL		0-0-0		0-0-0		0-0-0								
RPI	S	Opponent		Score		RPI	S	Opponent		Score		RPI	S	Opponent		Score				
2	A	Clemson		5	6			65 H Liberty		3	17	140	H	Col. of Charleston		5	13			
20	A	South Carolina		0	3			65 H Liberty		2	12	158	N	Wofford		5	2			
								65 H Liberty		11	4	159	H	Gardner-Webb		3	6			
								76 A FIU		0	8	159	H	Gardner-Webb		18	2			
								76 A FIU		8	15	159	H	Gardner-Webb		5	7			
								76 A FIU		6	5	177	H	Radford		3	2			
								84 H Winthrop		4	2	177	H	Radford		4	1			
								90 H VCU		11	9	177	H	Radford		4	3			
								90 H VCU		4	13	197	A	UNC Asheville		1	2			
								90 H VCU		4	2	197	A	UNC Asheville		19	3			
												197	A	UNC Asheville		10	3			
												226	A	The Citadel		5	8			
												226	H	The Citadel		6	8			
												241	A	Campbell		12	6			
												241	A	Campbell		0	6			
												241	A	Campbell		2	3			
												258	A	Longwood		8	7			
												258	A	Longwood		0	1			
												258	A	Longwood		2	7			
												265	A	USC Upstate		1	5			
												265	H	USC Upstate		4	3			
												265	N	USC Upstate		4	10			
								LAST 10 GAMES				272	H	Hofstra		4	1			
								158 N Wofford		5	2	272	H	Hofstra		8	7			
								177 H Radford		4	1	272	H	Hofstra		9	3			
								177 H Radford		3	2	279	H	Delaware St.		3	1			
								177 H Radford		4	3	279	H	Delaware St.		3	2			
								226 A The Citadel		5	8									

**Non-Div. I Games:**

Charleston So.

RPI	S	Opponent	Score	
279	H	Delaware St.	2	9
287	H	Savannah St.	7	5

Charleston So.

C  
h  
a  
r  
l  
e  
s  
t  
o  
n  
S  
o  
.

C  
h  
a  
r  
l  
e  
s  
t  
o  
n  
S  
o  
.



RPI	S	Opponent	Score	
272	N	Hofstra	5	1
284	A	Alcorn	11	8

Murray St.

M  
u  
r  
r  
a  
y  
S  
t  
.

M  
u  
r  
r  
a  
y  
S  
t  
.

Average RPI Win:	196	WON-LOST RECORD	WINNING PCT. RANK	LAST 10 GAMES		STRENGTH OF SCHEDULE	OPP. STRENGTH OF SCHEDULE	TEAM RPI	ADJ RPI	CONF. RPI	ADJ CONF. RPI
DIV. I ONLY		17-24-0	.41463 213	4-6-0		162	229	197	.47624 197	18	18
DIV. I NON-CONF.		10-16-0	.38462 219	1-3-0		193	240	227	.46093 227	20	20
TOTALS	RPI 1-25	RPI 26-50		W-L RECORDS		RPI 51-100		RPI 101-150		RPI 150+	
17-24-0	0-0-0	0-2-0		OVERALL		2-6-0		1-2-0		14-14-0	
8-8-0	0-0-0	0-0-0		HOME		1-3-0		1-0-0		6-5-0	
8-15-0	0-0-0	0-2-0		AWAY		1-3-0		0-2-0		7-8-0	
1-1-0	0-0-0	0-0-0		NEUTRAL		0-0-0		0-0-0		1-1-0	
10-16-0	0-0-0	0-2-0		NON-CONFERENCE		1-4-0		1-2-0		8-8-0	
6-4-0	0-0-0	0-0-0		HOME		0-1-0		1-0-0		5-3-0	
3-11-0	0-0-0	0-0-		AWAY		1-3-0		0-2-0		2-4-0	
1-1-0	0-0-0	0-0-0		NEUTRAL		0-0-0		0-0-0		1-1-0	
7-8-0	0-0-0	0-0-0		CONFERENCE		1-2-0		0-0-0		6-6-0	
2-4-0	0-0-0	0-0-0		HOME		1-2-0		0-0-0		1-2-0	
5-4-0	0-0-0	0-0-0		AWAY		0-0-0		0-0-0		5-4-0	
0-0-0	0-0-0	0-0-0		NEUTRAL		0-0-0		0-0-0		0-0-0	
RPI S	Opponent	Score	RPI S	Opponent	Score	RPI S	Opponent	Score	RPI S	Opponent	Score
			44 A	Tennessee	2 5	52 A	North Carolina St.	1 13	109 H	Western Caro.	5 3
			47 A	Charlotte	5 14	84 H	Winthrop	0 8	146 A	Furman	1 12
						84 H	Winthrop	0 1	148 A	Appalachian St.	3 4
						84 H	Winthrop	4 3	157 A	High Point	2 5
						95 H	Tennessee Tech	9 20	157 A	High Point	3 1
						97 A	Samford	2 6	157 A	High Point	0 7
						97 A	Samford	6 4	158 A	Wofford	7 6
						97 A	Samford	1 4	158 H	Wofford	8 17
									176 A	UNCG	3 14
									179 A	Presbyterian	4 7
									179 A	Presbyterian	7 1
									179 A	Presbyterian	4 2
									181 H	UMBC	4 8
									181 H	UMBC	11 5
									181 H	UMBC	7 6
									195 H	Charleston So.	2 1
									195 H	Charleston So.	3 19
									195 H	Charleston So.	3 10
									225 N	James Madison	9 25
									241 A	Campbell	11 9
									241 A	Campbell	7 9
									241 A	Campbell	10 5
			LAST 10 GAMES						241 A	Campbell	10 5
			146 A	Furman	1 12	265 H	USC Upstate	8 4	255 A	Richmond	4 1
			241 A	Campbell	11 9	157 A	High Point	3 1	255 A	Richmond	2 4
			241 A	Campbell	7 9	157 A	High Point	0 7	255 A	Richmond	3 5
			241 A	Campbell	10 5	157 A	High Point	2 5	265 A	USC Upstate	9 10
			44 A	Tennessee	2 5	158 H	Wofford	8 17	265 H	USC Upstate	8 4

**Non-Div. I Games:**

UNC Asheville



RPI	S	Opponent	Score	
270	H	Iona	1	4
270	H	Iona	10	8
270	H	Iona	4	2
275	N	Dayton	12	6

UNC Asheville

U  
N  
C  
A  
s  
h  
e  
v  
i  
l  
l  
e

U  
N  
C  
A  
s  
h  
e  
v  
i  
l  
l  
e

Average RPI Win: 184		WON-LOST RECORD		WINNING PCT. RANK		LAST 10 GAMES		STRENGTH OF SCHEDULE		OPP. STRENGTH OF SCHEDULE		TEAM RPI		ADJ RPI		CONF. RPI		ADJ CONF. RPI	
DIV. I ONLY		19-25-0		.43182 202		4-6-0		134		121		198		.47581 198		20		20	
DIV. I NON-CONF.		11-21-0		.34375 242		1-3-0		58		88		195		.47827 195		22		22	
TOTALS		RPI 1-25		RPI 26-50		W-L RECORDS		RPI 51-100		RPI 101-150		RPI 150+							
19-25-0		0-3-0		1-4-0		OVERALL		4-7-0		1-2-0		13-9-0							
12-18-0		0-2-0		0-2-0		HOME		2-5-0		1-2-0		9-7-0							
7-7-0		0-1-0		1-2-0		AWAY		2-2-0		0-0-0		4-2-0							
0-0-0		0-0-0		0-0-0		NEUTRAL		0-0-0		0-0-0		0-0-0							
11-21-0		0-3-0		1-4-0		NON-CONFERENCE		2-6-0		0-0-0		8-8-0							
6-15-0		0-2-0		0-2-0		HOME		0-4-0		0-0-0		6-7-0							
5-6-0		0-1-0		1-0-		AWAY		2-2-0		0-0-0		2-1-0							
0-0-0		0-0-0		0-0-0		NEUTRAL		0-0-0		0-0-0		0-0-0							
8-4-0		0-0-0		0-0-0		CONFERENCE		2-1-0		1-2-0		5-1-0							
6-3-0		0-0-0		0-0-0		HOME		2-1-0		1-2-0		3-0-0							
2-1-0		0-0-0		0-0-0		AWAY		0-0-0		0-0-0		2-1-0							
0-0-0		0-0-0		0-0-0		NEUTRAL		0-0-0		0-0-0		0-0-0							
RPI	S	Opponent		Score		RPI	S	Opponent		Score		RPI	S	Opponent		Score			
7	H	Florida		8	9	29	A	UCF		3	5	67	H	FGCU		2	4		
24	A	Florida St.		3	7	30	A	South Fla.		4	9	67	H	FGCU		2	1		
24	H	Florida St.		5	11	30	A	South Fla.		6	0	67	H	FGCU		1	0		
						30	H	South Fla.		6	8	73	A	Bethune-Cookman		8	9		
						45	H	UConn		3	9	76	H	FIU		0	9		
												76	H	FIU		6	10		
												78	A	Tulane		12	10		
												78	A	Tulane		5	1		
												78	A	Tulane		6	7		
												89	H	Seton Hall		1	5		
												89	H	Seton Hall		5	6		

Non-Div. I Games:

Stetson

Average RPI Win:	203	WON-LOST RECORD	WINNING PCT. RANK	LAST 10 GAMES	STRENGTH OF SCHEDULE	OPP. STRENGTH OF SCHEDULE	TEAM RPI	ADJ RPI	CONF. RPI	ADJ CONF. RPI				
DIV. I ONLY		21-17-0	.55263	107	7-3-0	267	202	199	.47553	199	14	14		
DIV. I NON-CONF.		10-12-0	.45455	185	0-2-0	288	267	266	.42822	266	9	9		
<hr/>														
TOTALS	RPI 1-25	RPI 26-50		W-L RECORDS		RPI 51-100		RPI 101-150		RPI 150+				
21-17-0	0-0-0	0-0-0		OVERALL		0-2-0		5-8-0		16-7-0				
12-2-0	0-0-0	0-0-0		HOME		0-0-0		1-1-0		11-1-0				
6-8-0	0-0-0	0-0-0		AWAY		0-2-0		3-4-0		3-2-0				
3-7-0	0-0-0	0-0-0		NEUTRAL		0-0-0		1-3-0		2-4-0				
<hr/>														
10-12-0	0-0-0	0-0-0		NON-CONFERENCE		0-0-0		1-6-0		9-6-0				
5-1-0	0-0-0	0-0-0		HOME		0-0-0		0-0-0		5-1-0				
2-4-0	0-0-0	0-0-		AWAY		0-0-0		0-3-0		2-1-0				
3-7-0	0-0-0	0-0-0		NEUTRAL		0-0-0		1-3-0		2-4-0				
<hr/>														
11-5-0	0-0-0	0-0-0		CONFERENCE		0-2-0		4-2-0		7-1-0				
7-1-0	0-0-0	0-0-0		HOME		0-0-0		1-1-0		6-0-0				
4-4-0	0-0-0	0-0-0		AWAY		0-2-0		3-1-0		1-1-0				
0-0-0	0-0-0	0-0-0		NEUTRAL		0-0-0		0-0-0		0-0-0				
<hr/>														
RPI S	Opponent	Score	RPI S	Opponent	Score	RPI S	Opponent	Score	RPI S	Opponent	Score			
						59 A Yale	4	5	103 A North Florida	0	6			
						59 A Yale	2	6	103 A North Florida	2	3			
									103 A North Florida	3	7			
									107 A Cornell	3	2			
									107 A Cornell	4	0			
									107 A Cornell	0	2			
									107 A Cornell	5	0			
									115 H Dartmouth	5	9			
									115 H Dartmouth	7	6			
									143 N Marist	3	4			
									143 N Marist	0	5			
									143 N Marist	5	4			
									150 N St. Bonaventure	0	4			
									152 N Fairfield	5	7			
									152 N Fairfield	8	0			
									152 N Fairfield	6	3			
									154 A Delaware	9	10			
									175 N Valparaiso	0	3			
									175 N Valparaiso	3	16			
												180 H Princeton	10	2
180 H Princeton			180 H Princeton	3	1									
254 H Villanova	1	3	271 N La Salle	1	2							180 H Princeton	5	4
107 A Cornell	3	2	180 H Princeton	10	2							206 H Harvard	4	0
107 A Cornell	4	0	180 H Princeton	17	5							206 H Harvard	7	4
107 A Cornell	0	2	180 H Princeton	3	1							238 A Brown	4	2
107 A Cornell	5	0	180 H Princeton	5	4							238 A Brown	6	8

Non-Div. I Games:

Penn

RPI	S	Opponent	Score	
254	A	Villanova	11	2
254	H	Villanova	1	3
271	N	La Salle	1	2
283	H	Lehigh	6	4
295	A	Lafayette	9	8
295	H	Lafayette	3	2
295	H	Lafayette	4	1
295	H	Lafayette	13	3
295	H	Lafayette	2	1

P  
e  
n  
n

P  
e  
n  
n

Average RPI Win:	166	WON-LOST RECORD	WINNING PCT. RANK	LAST 10 GAMES	STRENGTH OF SCHEDULE	OPP. STRENGTH OF SCHEDULE	TEAM RPI	ADJ RPI	CONF. RPI	ADJ CONF. RPI	
Average RPI Loss:	156										
DIV. I ONLY	12-25-0	.32432	264	2-8-0	148	217	200	.47523	200	22	22
DIV. I NON-CONF.	8-17-0	.32	245	1-3-0	88	243	150	.50086	150	18	18
<hr/>											
TOTALS	RPI 1-25	RPI 26-50		W-L RECORDS	RPI 51-100		RPI 101-150		RPI 150+		
12-25-0	0-0-0	0-4-0		OVERALL	3-3-0		2-3-0		7-15-0		
3-3-0	0-0-0	0-0-0		HOME	0-0-0		1-2-0		2-1-0		
9-22-0	0-0-0	0-4-0		AWAY	3-3-0		1-1-0		5-14-0		
0-0-0	0-0-0	0-0-0		NEUTRAL	0-0-0		0-0-0		0-0-0		
<hr/>											
8-17-0	0-0-0	0-4-0		NON-CONFERENCE	2-1-0		1-1-0		5-11-0		
0-0-0	0-0-0	0-0-0		HOME	0-0-0		0-0-0		0-0-0		
8-17-0	0-0-0	0-0-		AWAY	2-1-0		1-1-0		5-11-0		
0-0-0	0-0-0	0-0-0		NEUTRAL	0-0-0		0-0-0		0-0-0		
<hr/>											
4-8-0	0-0-0	0-0-0		CONFERENCE	1-2-0		1-2-0		2-4-0		
3-3-0	0-0-0	0-0-0		HOME	0-0-0		1-2-0		2-1-0		
1-5-0	0-0-0	0-0-0		AWAY	1-2-0		0-0-0		0-3-0		
0-0-0	0-0-0	0-0-0		NEUTRAL	0-0-0		0-0-0		0-0-0		
<hr/>											
RPI S	Opponent	Score	RPI S	Opponent	Score	RPI S	Opponent	Score	RPI S	Opponent	Score
			36 A	Oklahoma	10 16	68 A	Kent St.	9 2	132 H	Ball St.	6 5
			36 A	Oklahoma	1 5	68 A	Kent St.	1 9	132 H	Ball St.	4 6
			36 A	Oklahoma	0 11	68 A	Kent St.	0 14	132 H	Ball St.	5 6
			36 A	Oklahoma	0 1	85 A	Sam Houston St.	5 20	150 A	St. Bonaventure	5 4
						85 A	Sam Houston St.	5 3	150 A	St. Bonaventure	0 1
						85 A	Sam Houston St.	10 4	163 A	Canisius	5 13
									163 A	Canisius	5 6
									163 A	Canisius	14 6
									184 A	UT Martin	0 14
									184 A	UT Martin	10 2
									184 A	UT Martin	3 4
									196 A	Murray St.	11 4
									196 A	Murray St.	4 12
									196 A	Murray St.	12 10
									207 A	Toledo	6 7
									207 A	Toledo	20 21
									207 A	Toledo	3 4
									225 A	James Madison	4 9
									225 A	James Madison	6 14
									225 A	James Madison	13 8
									230 A	UTRGV	2 4
									230 A	UTRGV	4 6
									230 A	UTRGV	4 5
									230 A	UTRGV	1 8
									252 H	Northern Ill.	1 2
									252 H	Northern Ill.	6 3
									252 H	Northern Ill.	3 1
<hr/>											
LAST 10 GAMES											
			150 A	St. Bonaventure	0 1	207 A	Toledo	6 7	230 A	UTRGV	4 5
			132 H	Ball St.	6 5	207 A	Toledo	20 21	230 A	UTRGV	1 8
			132 H	Ball St.	4 6	207 A	Toledo	3 4	252 H	Northern Ill.	1 2
			132 H	Ball St.	5 6	163 A	Canisius	5 13	252 H	Northern Ill.	6 3
			163 A	Canisius	14 6	163 A	Canisius	5 6	252 H	Northern Ill.	3 1

Non-Div. I Games:

Buffalo

Average RPI Win:	222	WON-LOST RECORD	WINNING PCT. RANK	LAST 10 GAMES	STRENGTH OF SCHEDULE	OPP. STRENGTH OF SCHEDULE	TEAM RPI	ADJ RPI	CONF. RPI	ADJ CONF. RPI		
DIV. I ONLY		21-16-0	.56757	98	6-4-0	255	269	201	.47432	201	30	30
DIV. I NON-CONF.		9-11-0	.45	188	0-2-0	91	205	154	.49663	153	28	28
<hr/>												
TOTALS	RPI 1-25	RPI 26-50		W-L RECORDS		RPI 51-100		RPI 101-150		RPI 150+		
21-16-0	0-0-0	0-5-0		OVERALL		1-1-0		3-2-0		17-8-0		
10-7-0	0-0-0	0-1-0		HOME		1-1-0		2-2-0		7-3-0		
6-8-0	0-0-0	0-4-0		AWAY		0-0-0		0-0-0		6-4-0		
5-1-0	0-0-0	0-0-0		NEUTRAL		0-0-0		1-0-0		4-1-0		
<hr/>												
9-11-0	0-0-0	0-5-0		NON-CONFERENCE		1-1-0		1-0-0		7-5-0		
4-3-0	0-0-0	0-1-0		HOME		1-1-0		0-0-0		3-1-0		
0-7-0	0-0-0	0-0-		AWAY		0-0-0		0-0-0		0-3-0		
5-1-0	0-0-0	0-0-0		NEUTRAL		0-0-0		1-0-0		4-1-0		
<hr/>												
12-5-0	0-0-0	0-0-0		CONFERENCE		0-0-0		2-2-0		10-3-0		
6-4-0	0-0-0	0-0-0		HOME		0-0-0		2-2-0		4-2-0		
6-1-0	0-0-0	0-0-0		AWAY		0-0-0		0-0-0		6-1-0		
0-0-0	0-0-0	0-0-0		NEUTRAL		0-0-0		0-0-0		0-0-0		
<hr/>												
RPI	S	Opponent	Score	RPI	S	Opponent	Score	RPI	S	Opponent	Score	
36	A	Oklahoma	0 3	54	H	Binghamton	2 1	129	H	Bryant	9 7	
36	A	Oklahoma	2 13	54	H	Binghamton	0 3	129	H	Bryant	3 6	
36	A	Oklahoma	1 6					129	H	Bryant	0 7	
36	A	Oklahoma	2 11					129	H	Bryant	8 0	
45	H	UConn	5 7					143	N	Marist	3 2	
								155	H	UMass Lowell	5 0	
								160	H	Hartford	6 4	
								171	N	Holy Cross	3 2	
								191	A	Navy	6 11	
								191	A	Navy	3 7	
								194	N	Maine	6 3	
								194	N	Maine	3 6	
								235	A	Siena	4 5	
								239	N	South Dakota St.	15 6	
								239	N	South Dakota St.	6 4	
								243	H	Massachusetts	0 15	
								244	H	Quinnipiac	6 3	
								257	A	LIU Brooklyn	9 8	
								257	A	LIU Brooklyn	5 0	
								257	A	LIU Brooklyn	4 6	
								257	A	LIU Brooklyn	3 0	
LAST 10 GAMES								260	H	Sacred Heart	2 6	
129	H	Bryant	9 7	296	A	Mt. St. Mary's	11 3	260	H	Sacred Heart	2 1	
129	H	Bryant	8 0	296	A	Mt. St. Mary's	7 5	260	H	Sacred Heart	3 4	
129	H	Bryant	0 7	296	A	Mt. St. Mary's	7 2	296	A	Mt. St. Mary's	11 3	
129	H	Bryant	3 6	243	H	Massachusetts	0 15	296	A	Mt. St. Mary's	7 5	
235	A	Siena	4 5	257	A	LIU Brooklyn	3 0	296	A	Mt. St. Mary's	7 2	

**Non-Div. I Games:**

Central Conn. St.

RPI	S	Opponent	Score	
296	H	Mt. St. Mary's	2	0
296	H	Mt. St. Mary's	9	1
296	H	Mt. St. Mary's	4	0

Central Conn. St.  
.  
S  
t  
.

C  
e  
n  
t  
r  
a  
l  
C  
o  
n  
n  
.  
S  
t  
.

Average RPI Win: 185		WON-LOST	WINNING	LAST 10	STRENGTH OF		OPP. STRENGTH	TEAM	ADJ	CONF.	ADJ CONF.
Average RPI Loss: 165		RECORD	PCT. RANK	GAMES	SCHEDULE		OF SCHEDULE	RPI	RPI	RPI	RPI
DIV. I ONLY		15-19-0	.44118	197	3-7-0		251	157	202	.47402	202
DIV. I NON-CONF.		9-10-0	.47368	178	0-2-0		246	165	156	.49578	156
TOTALS		RPI 1-25	RPI 26-50		W-L RECORDS		RPI 51-100		RPI 101-150		RPI 150+
15-19-0	0-0-0	1-1-0		OVERALL		1-1-0		2-6-0		11-11-0	
2-4-0	0-0-0	0-0-0		HOME		0-0-0		0-3-0		2-1-0	
9-14-0	0-0-0	0-1-0		AWAY		1-1-0		1-3-0		7-9-0	
4-1-0	0-0-0	1-0-0		NEUTRAL		0-0-0		1-0-0		2-1-0	
9-10-0	0-0-0	1-1-0		NON-CONFERENCE		1-1-0		1-1-0		6-7-0	
0-0-0	0-0-0	0-0-0		HOME		0-0-0		0-0-0		0-0-0	
5-9-0	0-0-0	0-0-		AWAY		1-1-0		0-1-0		4-6-0	
4-1-0	0-0-0	1-0-0		NEUTRAL		0-0-0		1-0-0		2-1-0	
6-9-0	0-0-0	0-0-0		CONFERENCE		0-0-0		1-5-0		5-4-0	
2-4-0	0-0-0	0-0-0		HOME		0-0-0		0-3-0		2-1-0	
4-5-0	0-0-0	0-0-0		AWAY		0-0-0		1-2-0		3-3-0	
0-0-0	0-0-0	0-0-0		NEUTRAL		0-0-0		0-0-0		0-0-0	
RPI S	Opponent	Score		RPI S	Opponent	Score		RPI S	Opponent	Score	
28 A	Michigan	4	6	64 A	Georgia Tech	3	8	128 A	Central Mich.	11	2
45 N	UConn	4	3	82 A	Michigan St.	3	2	128 A	Central Mich.	5	7
								128 A	Central Mich.	4	10
								132 H	Ball St.	5	16
								132 H	Ball St.	9	12
								132 H	Ball St.	3	18
								144 A	Kennesaw St.	4	17
								149 N	Northeastern	14	7
								162 A	ETSU	8	12
								162 A	ETSU	7	12
								162 A	ETSU	11	1
								170 A	Illinois	3	13
								182 H	Eastern Mich.	2	6
								182 H	Eastern Mich.	6	1
								182 H	Eastern Mich.	4	3
								198 A	Stetson	5	3
								204 A	Miami (OH)	4	0
								204 A	Miami (OH)	3	4
								204 A	Miami (OH)	8	4
								207 A	Toledo	4	1
								207 A	Toledo	0	1
								207 A	Toledo	8	9
								215 A	Georgia St.	4	6
								219 N	Georgetown	8	12
								242 N	Saint Joseph's	9	2
								246 A	Northwestern	4	11
								132 H	Ball St.	3	18
								132 H	Ball St.	9	12
								254 N	Villanova	11	6
LAST 10 GAMES				182 H	Eastern Mich.	6	1	128 A	Central Mich.	4	10
				182 H	Eastern Mich.	4	3	128 A	Central Mich.	5	7
				182 H	Eastern Mich.	2	6	246 A	Northwestern	4	11
				170 A	Illinois	3	13	132 H	Ball St.	3	18
				128 A	Central Mich.	11	2	132 H	Ball St.	9	12

Non-Div. I Games: Grace (IN) 9 1

Western Mich.



RPI	S	Opponent	Score	
267	A	Evansville	5	6
267	A	Evansville	4	3
267	A	Evansville	11	2

Western Mich.

W  
e  
s  
t  
e  
r  
n  
M  
i  
c  
h  
.

W  
e  
s  
t  
e  
r  
n  
M  
i  
c  
h  
.

[illegible]

**Non-Div. I Games:**

George Washington

Average RPI Win: 210		WON-LOST	WINNING	LAST 10	STRENGTH OF		OPP. STRENGTH	TEAM	ADJ	CONF.	ADJ CONF.
Average RPI Loss: 106		RECORD	PCT. RANK	GAMES	SCHEDULE		OF SCHEDULE	RPI	RPI	RPI	RPI
DIV. I ONLY		17-25-0	.40476	222	8-2-0		147	165	204	.47151	204
DIV. I NON-CONF.		14-16-0	.46667	180	7-0-0		104	122	144	.5028	144
TOTALS		RPI 1-25	RPI 26-50		W-L RECORDS		RPI 51-100		RPI 101-150		RPI 150+
17-25-0		0-6-0	0-4-0		OVERALL		2-0-0		2-6-0		13-9-0
12-8-0		0-0-0	0-0-0		HOME		1-0-0		1-1-0		10-7-0
3-17-0		0-6-0	0-4-0		AWAY		0-0-0		0-5-0		3-2-0
2-0-0		0-0-0	0-0-0		NEUTRAL		1-0-0		1-0-0		0-0-0
14-16-0		0-6-0	0-4-0		NON-CONFERENCE		2-0-0		2-3-0		10-3-0
10-4-0		0-0-0	0-0-0		HOME		1-0-0		1-1-0		8-3-0
2-12-0		0-6-0	0-0-0		AWAY		0-0-0		0-2-0		2-0-0
2-0-0		0-0-0	0-0-0		NEUTRAL		1-0-0		1-0-0		0-0-0
3-9-0		0-0-0	0-0-0		CONFERENCE		0-0-0		0-3-0		3-6-0
2-4-0		0-0-0	0-0-0		HOME		0-0-0		0-0-0		2-4-0
1-5-0		0-0-0	0-0-0		AWAY		0-0-0		0-3-0		1-2-0
0-0-0		0-0-0	0-0-0		NEUTRAL		0-0-0		0-0-0		0-0-0
RPI S	Opponent	Score	RPI S	Opponent	Score	RPI S	Opponent	Score	RPI S	Opponent	Score
4 A	Kentucky	3 16	30 A	South Fla.	1 5	75 N	Wright St.	4 3	106 A	Xavier	4 9
4 A	Kentucky	4 6	30 A	South Fla.	2 11	91 H	Morehead St.	8 0	106 H	Xavier	7 0
4 A	Kentucky	2 14	30 A	South Fla.	2 3				106 N	Xavier	12 6
12 A	Arkansas	1 5	30 A	South Fla.	2 7				108 A	Cincinnati	0 1
12 A	Arkansas	0 7							108 H	Cincinnati	6 8
12 A	Arkansas	1 11							128 A	Central Mich.	4 6
									128 A	Central Mich.	1 5
									128 A	Central Mich.	7 13
									162 H	ETSU	1 2
									162 H	ETSU	4 2
									162 H	ETSU	0 14
									182 H	Eastern Mich.	5 7
									182 H	Eastern Mich.	6 2
									182 H	Eastern Mich.	6 10
									202 H	Western Mich.	4 8
									202 H	Western Mich.	4 3
									202 H	Western Mich.	0 4
									218 A	Ohio	3 1
									218 A	Ohio	2 3
									218 A	Ohio	5 9
									247 A	Northern Ky.	5 4
									247 H	Northern Ky.	3 6
									271 H	La Salle	15 2
									271 H	La Salle	7 1
									271 H	La Salle	3 2
									273 H	Illinois St.	9 4
									273 H	Illinois St.	8 7
			LAST 10 GAMES								
			91 H	Morehead St.	8 0	75 N	Wright St.	4 3			
			218 A	Ohio	2 3	271 H	La Salle	7 1			
			218 A	Ohio	3 1	271 H	La Salle	15 2			
			218 A	Ohio	5 9	271 H	La Salle	3 2			
			106 N	Xavier	12 6	275 H	Dayton	7 6			

Non-Div. I Games:

Miami (OH)

RPI	S	Opponent	Score	
273	H	Illinois St.	8	6
275	A	Dayton	16	9
275	H	Dayton	7	6

Miami (OH)

M  
i  
a  
m  
i  
(  
O  
H  
)

M  
i  
a  
m  
i  
(  
O  
H  
)

Average RPI Win:	218	WON-LOST	WINNING	LAST 10	STRENGTH OF	OPP. STRENGTH	TEAM	ADJ	CONF.	ADJ CONF.	
Average RPI Loss:	116	RECORD	PCT. RANK	GAMES	SCHEDULE	OF SCHEDULE	RPI	RPI	RPI	RPI	
DIV. I ONLY	17-21-0	.44737	192	3-7-0	193	188	205	.47143	205	17	17
DIV. I NON-CONF.	12-14-0	.46154	181	2-2-0	161	217	172	.48703	172	17	17
<hr/>											
TOTALS	RPI 1-25	RPI 26-50		W-L RECORDS		RPI 51-100		RPI 101-150		RPI 150+	
17-21-0	0-2-0	0-4-0		OVERALL		0-1-0		2-2-0		15-12-0	
12-5-0	0-0-0	0-0-0		HOME		0-1-0		0-0-0		12-4-0	
5-14-0	0-1-0	0-3-0		AWAY		0-0-0		2-2-0		3-8-0	
0-2-0	0-1-0	0-1-0		NEUTRAL		0-0-0		0-0-0		0-0-0	
<hr/>											
12-14-0	0-2-0	0-4-0		NON-CONFERENCE		0-1-0		2-2-0		10-5-0	
8-3-0	0-0-0	0-0-0		HOME		0-1-0		0-0-0		8-2-0	
4-9-0	0-1-0	0-0-		AWAY		0-0-0		2-2-0		2-3-0	
0-2-0	0-1-0	0-1-0		NEUTRAL		0-0-0		0-0-0		0-0-0	
<hr/>											
5-7-0	0-0-0	0-0-0		CONFERENCE		0-0-0		0-0-0		5-7-0	
4-2-0	0-0-0	0-0-0		HOME		0-0-0		0-0-0		4-2-0	
1-5-0	0-0-0	0-0-0		AWAY		0-0-0		0-0-0		1-5-0	
0-0-0	0-0-0	0-0-0		NEUTRAL		0-0-0		0-0-0		0-0-0	
<hr/>											
RPI S	Opponent	Score	RPI S	Opponent	Score	RPI S	Opponent	Score	RPI S	Opponent	Score
13 N	Missouri St.	0 7	29 A	UCF	3 7	59 H	Yale	3 13	111 A	UC Santa Barbara	4 12
22 A	McNeese	2 18	29 A	UCF	2 3				111 A	UC Santa Barbara	7 0
			29 A	UCF	4 8				111 A	UC Santa Barbara	5 8
			50 N	Rhode Island	3 6				143 A	Marist	9 2
									152 H	Fairfield	0 1
									152 H	Fairfield	1 2
									155 A	UMass Lowell	0 4
									155 A	UMass Lowell	5 7
									155 A	UMass Lowell	4 1
									160 A	Hartford	5 6
									160 A	Hartford	3 7
									160 A	Hartford	4 5
									160 H	Hartford	7 8
									160 H	Hartford	10 5
									160 H	Hartford	14 0
									167 A	Pepperdine	3 4
									179 A	Presbyterian	1 2
									179 A	Presbyterian	6 7
									179 A	Presbyterian	8 3
									211 H	Albany (NY)	8 3
									211 H	Albany (NY)	3 8
									211 H	Albany (NY)	7 1
			LAST 10 GAMES						211 H	Albany (NY)	7 1
			152 H	Fairfield	0 1	155 A	UMass Lowell	4 1	253 H	Manhattan	11 10
			152 H	Fairfield	1 2	155 A	UMass Lowell	0 4	257 H	LIU Brooklyn	15 11
			160 A	Hartford	5 6	155 A	UMass Lowell	5 7	257 H	LIU Brooklyn	1 0
			160 A	Hartford	4 5	143 A	Marist	9 2	260 A	Sacred Heart	11 5
			160 A	Hartford	3 7	260 A	Sacred Heart	11 5	260 H	Sacred Heart	9 3

Non-Div. I Games:

Stony Brook

RPI	S	Opponent	Score	
260	H	Sacred Heart	11	5
260	H	Sacred Heart	6	5
270	H	Iona	13	2
292	H	NYIT	7	2

Stony Brook

S  
t  
o  
n  
y  
B  
r  
o  
o  
k

S  
t  
o  
n  
y  
B  
r  
o  
o  
k

Harvard

Harvard

Toledo

Average RPI Win:	204	WON-LOST	WINNING	LAST 10	STRENGTH OF	OPP. STRENGTH	TEAM	ADJ	CONF.	ADJ CONF.			
Average RPI Loss:	114	RECORD	PCT. RANK	GAMES	SCHEDULE	OF SCHEDULE	RPI	RPI	RPI	RPI			
DIV. I ONLY	14-27-0	.34146	257	5-5-0	128	216	207	.4713	207	22	22		
DIV. I NON-CONF.	7-19-0	.26923	258	1-2-0	25	193	152	.49868	152	18	18		
<hr/>													
TOTALS	RPI 1-25	RPI 26-50		W-L RECORDS	RPI 51-100		RPI 101-150		RPI 150+				
14-27-0	0-0-0	0-4-0		OVERALL	1-15-0		0-1-0		13-7-0				
6-4-0	0-0-0	0-0-0		HOME	0-0-0		0-0-0		6-4-0				
6-19-0	0-0-0	0-4-0		AWAY	1-12-0		0-0-0		5-3-0				
2-4-0	0-0-0	0-0-0		NEUTRAL	0-3-0		0-1-0		2-0-0				
<hr/>													
7-19-0	0-0-0	0-4-0		NON-CONFERENCE	1-12-0		0-1-0		6-2-0				
1-0-0	0-0-0	0-0-0		HOME	0-0-0		0-0-0		1-0-0				
4-15-0	0-0-0	0-0-		AWAY	1-9-0		0-0-0		3-2-0				
2-4-0	0-0-0	0-0-0		NEUTRAL	0-3-0		0-1-0		2-0-0				
<hr/>													
7-8-0	0-0-0	0-0-0		CONFERENCE	0-3-0		0-0-0		7-5-0				
5-4-0	0-0-0	0-0-0		HOME	0-0-0		0-0-0		5-4-0				
2-4-0	0-0-0	0-0-0		AWAY	0-3-0		0-0-0		2-1-0				
0-0-0	0-0-0	0-0-0		NEUTRAL	0-0-0		0-0-0		0-0-0				
<hr/>													
RPI	S	Opponent	Score	RPI	S	Opponent	Score	RPI	S	Opponent	Score		
				28	A	Michigan	0 12	54	N	Binghamton	3 9		
				30	A	South Fla.	3 6	54	N	Binghamton	3 7		
				30	A	South Fla.	3 4	68	A	Kent St.	1 10		
				30	A	South Fla.	3 12	68	A	Kent St.	2 3		
								68	A	Kent St.	0 1		
								71	A	Fla. Atlantic	3 10		
								71	A	Fla. Atlantic	6 4		
								71	A	Fla. Atlantic	8 11		
								75	A	Wright St.	2 4		
								82	A	Michigan St.	1 11		
								87	A	Notre Dame	3 8		
								88	N	Boston College	5 6		
								95	A	Tennessee Tech	2 10		
								95	A	Tennessee Tech	5 7		
								95	A	Tennessee Tech	0 10		
								95	A	Tennessee Tech	0 2		
										255	A	Richmond	9 15
										255	A	Richmond	6 4
										263	A	Bowling Green	20 4
										263	A	Bowling Green	4 5
										263	A	Bowling Green	8 4
										275	A	Dayton	11 7
<hr/>													
LAST 10 GAMES													
				82	A	Michigan St.	1 11	200	H	Buffalo	7 6		
				68	A	Kent St.	1 10	200	H	Buffalo	21 20		
				68	A	Kent St.	2 3	200	H	Buffalo	4 3		
				68	A	Kent St.	0 1	87	A	Notre Dame	3 8		
				275	A	Dayton	11 7	263	A	Bowling Green	8 4		

Non-Div. I Games:

Toledo



Average RPI Win: 197		WON-LOST RECORD		WINNING PCT. RANK		LAST 10 GAMES		STRENGTH OF SCHEDULE		OPP. STRENGTH OF SCHEDULE		TEAM RPI		ADJ RPI		CONF. RPI		ADJ CONF. RPI	
DIV. I ONLY		14-21-0		.4 225		6-4-0		178		225		208		.47095 208		26		26	
DIV. I NON-CONF.		6-14-0		.3 250		2-0-0		184		133		221		.46391 220		25		25	
TOTALS		RPI 1-25		RPI 26-50		W-L RECORDS		RPI 51-100		RPI 101-150		RPI 150+							
14-21-0		0-1-0		0-1-0		OVERALL		0-4-0		3-6-0		11-9-0							
8-3-0		0-0-0		0-0-0		HOME		0-0-0		1-2-0		7-1-0							
6-15-0		0-1-0		0-0-0		AWAY		0-3-0		2-3-0		4-8-0							
0-3-0		0-0-0		0-1-0		NEUTRAL		0-1-0		0-1-0		0-0-0							
6-14-0		0-1-0		0-1-0		NON-CONFERENCE		0-4-0		2-4-0		4-4-0							
2-0-0		0-0-0		0-0-0		HOME		0-0-0		0-0-0		2-0-0							
4-11-0		0-1-0		0-0-		AWAY		0-3-0		2-3-0		2-4-0							
0-3-0		0-0-0		0-1-0		NEUTRAL		0-1-0		0-1-0		0-0-0							
8-7-0		0-0-0		0-0-0		CONFERENCE		0-0-0		1-2-0		7-5-0							
6-3-0		0-0-0		0-0-0		HOME		0-0-0		1-2-0		5-1-0							
2-4-0		0-0-0		0-0-0		AWAY		0-0-0		0-0-0		2-4-0							
0-0-0		0-0-0		0-0-0		NEUTRAL		0-0-0		0-0-0		0-0-0							
RPI	S	Opponent		Score		RPI	S	Opponent		Score		RPI	S	Opponent		Score			
14	A	Virginia		0 10		50	N	Rhode Island		4 5		71	A	Fla. Atlantic		5 16			
												71	A	Fla. Atlantic		1 6			
												71	A	Fla. Atlantic		10 12			
												87	N	Notre Dame		0 4			
												105	A	Rutgers		4 6			
												117	N	William & Mary		5 6			
												135	A	Columbia		17 12			
												143	H	Marist		1 7			
												143	H	Marist		7 2			
												143	H	Marist		4 5			
												146	A	Furman		4 2			
												146	A	Furman		5 12			
												146	A	Furman		6 10			
												158	A	Wofford		6 4			
												158	A	Wofford		4 16			
												163	A	Canisius		17 6			
												163	A	Canisius		10 11			
												163	A	Canisius		3 4			
												180	H	Princeton		8 4			
												187	H	Niagara		6 5			
												187	H	Niagara		8 6			
												187	H	Niagara		4 6			
												203	A	George Washington		0 4			
												203	A	George Washington		3 1			
												203	A	George Washington		0 12			
												235	A	Siena		5 6			
												235	A	Siena		11 0			
												235	A	Siena		4 5			
												244	H	Quinnipiac		9 4			
												244	H	Quinnipiac		17 7			
												244	H	Quinnipiac		12 0			
LAST 10 GAMES																			
						187	H	Niagara		6 5		143	H	Marist		4 5			
						187	H	Niagara		4 6		143	H	Marist		7 2			
						187	H	Niagara		8 6		135	A	Columbia		17 12			
						295	H	Lafayette		5 4		235	A	Siena		5 6			
						143	H	Marist		1 7		235	A	Siena		11 0			

Non-Div. I Games:

Monmouth

RPI	S	Opponent	Score	
265	A	USC Upstate	5	14
295	H	Lafayette	5	4

Monmouth

M  
o  
n  
m  
o  
u  
t  
h

M  
o  
n  
m  
o  
u  
t  
h

Average RPI Win:	191	WON-LOST	WINNING	LAST 10	STRENGTH OF	OPP. STRENGTH	TEAM	ADJ	CONF.	ADJ CONF.				
Average RPI Loss:	106	RECORD	PCT. RANK	GAMES	SCHEDULE	OF SCHEDULE	RPI	RPI	RPI	RPI				
DIV. I ONLY		14-26-0	.35	250	3-7-0	116	148	209	.47074	209	7	7		
DIV. I NON-CONF.		12-16-0	.42857	200	2-2-0	149	168	180	.48511	180	7	7		
TOTALS	RPI 1-25	RPI 26-50		W-L RECORDS		RPI 51-100		RPI 101-150		RPI 150+				
14-26-0	0-6-0	0-3-0		OVERALL		0-3-0		5-4-0		9-10-0				
8-8-0	0-0-0	0-0-0		HOME		0-2-0		3-2-0		5-4-0				
4-16-0	0-6-0	0-3-0		AWAY		0-1-0		0-0-0		4-6-0				
2-2-0	0-0-0	0-0-0		NEUTRAL		0-0-0		2-2-0		0-0-0				
12-16-0	0-3-0	0-0-0		NON-CONFERENCE		0-3-0		5-4-0		7-6-0				
6-4-0	0-0-0	0-0-0		HOME		0-2-0		3-2-0		3-0-0				
4-10-0	0-3-0	0-0-		AWAY		0-1-0		0-0-0		4-6-0				
2-2-0	0-0-0	0-0-0		NEUTRAL		0-0-0		2-2-0		0-0-0				
2-10-0	0-3-0	0-3-0		CONFERENCE		0-0-0		0-0-0		2-4-0				
2-4-0	0-0-0	0-0-0		HOME		0-0-0		0-0-0		2-4-0				
0-6-0	0-3-0	0-3-0		AWAY		0-0-0		0-0-0		0-0-0				
0-0-0	0-0-0	0-0-0		NEUTRAL		0-0-0		0-0-0		0-0-0				
RPI	S	Opponent	Score		RPI	S	Opponent	Score		RPI	S	Opponent	Score	
11	A	TCU	3	6	28	A	Michigan	6	10	54	H	Binghamton	3	6
11	A	TCU	1	12	28	A	Michigan	1	14	86	A	Pittsburgh	2	3
11	A	TCU	3	9	28	A	Michigan	2	15	86	H	Pittsburgh	1	9
21	A	Maryland	1	2						106	N	Xavier	7	5
21	A	Maryland	3	8						106	N	Xavier	4	10
21	A	Maryland	2	15						106	N	Xavier	5	7
										106	N	Xavier	6	1
										107	H	Cornell	8	2
										135	H	Columbia	5	8
										135	H	Columbia	10	6
										135	H	Columbia	2	4
										135	H	Columbia	11	7
										153	A	UC Davis	2	10
										154	A	Delaware	0	8
										154	A	Delaware	0	5
										154	A	Delaware	1	6
										164	H	Ohio St.	6	2
										164	H	Ohio St.	2	5
										164	H	Ohio St.	2	11
										210	A	Sacramento St.	3	11
										210	A	Sacramento St.	4	2
										210	A	Sacramento St.	6	1
										227	A	Pacific	11	4
										227	A	Pacific	11	2
										227	A	Pacific	1	6
										246	H	Northwestern	4	7
										246	H	Northwestern	2	1
										246	H	Northwestern	5	12
										256	H	Bucknell	5	3
										256	H	Bucknell	4	3
										246	H	Northwestern	5	12
										256	H	Bucknell	5	3
										256	H	Bucknell	4	3
										246	H	Northwestern	5	12
										256	H	Bucknell	5	3
										256	H	Bucknell	4	3
										246	H	Northwestern	5	12
										256	H	Bucknell	5	3
										256	H	Bucknell	4	3
										246	H	Northwestern	5	12
										256	H	Bucknell	5	3
										256	H	Bucknell	4	3
										246	H	Northwestern	5	12</

**Non-Div. I Games:**

Penn St.

RPI	S	Opponent	Score	
295	H	Lafayette	9	2

Penn St.

P  
e  
n  
n  
S  
t  
.

P  
e  
n  
n  
S  
t  
.

Average RPI Win:	190	WON-LOST RECORD	WINNING PCT. RANK	LAST 10 GAMES	STRENGTH OF SCHEDULE	OPP. STRENGTH OF SCHEDULE	TEAM RPI	ADJ RPI	CONF. RPI	ADJ CONF. RPI			
Average RPI Loss:	153												
DIV. I ONLY	21-20-0	.5122	139	6-4-0	245	150	210	.4702	210	25	25		
DIV. I NON-CONF.	15-11-0	.57692	102	3-1-0	223	61	161	.4945	161	26	26		
<hr/>													
TOTALS	RPI 1-25	RPI 26-50		W-L RECORDS		RPI 51-100		RPI 101-150		RPI 150+			
21-20-0	0-0-0	0-0-0		OVERALL		2-5-0		6-6-0		13-9-0			
13-10-0	0-0-0	0-0-0		HOME		1-2-0		5-5-0		7-3-0			
8-10-0	0-0-0	0-0-0		AWAY		1-3-0		1-1-0		6-6-0			
0-0-0	0-0-0	0-0-0		NEUTRAL		0-0-0		0-0-0		0-0-0			
15-11-0	0-0-0	0-0-0		NON-CONFERENCE		2-5-0		4-2-0		9-4-0			
11-6-0	0-0-0	0-0-0		HOME		1-2-0		3-1-0		7-3-0			
4-5-0	0-0-0	0-0-		AWAY		1-3-0		1-1-0		2-1-0			
0-0-0	0-0-0	0-0-0		NEUTRAL		0-0-0		0-0-0		0-0-0			
6-9-0	0-0-0	0-0-0		CONFERENCE		0-0-0		2-4-0		4-5-0			
2-4-0	0-0-0	0-0-0		HOME		0-0-0		2-4-0		0-0-0			
4-5-0	0-0-0	0-0-0		AWAY		0-0-0		0-0-0		4-5-0			
0-0-0	0-0-0	0-0-0		NEUTRAL		0-0-0		0-0-0		0-0-0			
RPI	S	Opponent	Score	RPI	S	Opponent	Score	RPI	S	Opponent	Score		
						51	A Washington	7	1	113	H New Mexico St.	2	5
						51	A Washington	5	8	113	H New Mexico St.	2	1
						51	A Washington	2	3	113	H New Mexico St.	4	8
						51	A Washington	0	4	123	H Washington St.	3	4
						63	H Minnesota	3	2	123	H Washington St.	6	4
						63	H Minnesota	2	9	123	H Washington St.	10	2
						63	H Minnesota	2	5	126	A San Francisco	6	14
										126	H San Francisco	9	5
										133	H Grand Canyon	1	2
										133	H Grand Canyon	7	1
										133	H Grand Canyon	2	8
										139	A Wichita St.	3	2
										153	A UC Davis	6	7
										153	H UC Davis	1	0
										173	H Fresno St.	0	9
										209	H Penn St.	1	6
										209	H Penn St.	11	3
										209	H Penn St.	2	4
										223	A Nevada	7	5
										227	A Pacific	5	2
										227	H Pacific	9	1
										247	H Northern Ky.	10	0
										247	H Northern Ky.	12	11
										247	H Northern Ky.	2	0
										247	H Northern Ky.	6	5
										249	A Northern Colo.	5	7
										249	A Northern Colo.	5	9
LAST 10 GAMES													
						227	A Pacific	5	2	126	H San Francisco	9	5
						281	A Seattle U	4	7	113	H New Mexico St.	2	5
						281	A Seattle U	9	0	113	H New Mexico St.	2	1
						281	A Seattle U	3	2	113	H New Mexico St.	4	8
						126	A San Francisco	6	14	153	H UC Davis	1	0

Non-Div. I Games:

Sacramento St.

RPI	S	Opponent	Score	
249	A	Northern Colo.	7	8
264	A	Utah Valley	6	7
264	A	Utah Valley	12	4
264	A	Utah Valley	9	1
281	A	Seattle U	9	0
281	A	Seattle U	4	7
281	A	Seattle U	3	2

Sacramento St.

S  
a  
c  
r  
a  
m  
e  
n  
t  
o  
s  
t  
.

S  
a  
c  
r  
a  
m  
e  
n  
t  
o  
s  
t  
.

Average RPI Win: 218		WON-LOST	WINNING	LAST 10	STRENGTH OF		OPP. STRENGTH	TEAM	ADJ	CONF.	ADJ CONF.
Average RPI Loss: 155		RECORD	PCT. RANK	GAMES	SCHEDULE		OF SCHEDULE	RPI	RPI	RPI	RPI
DIV. I ONLY		14-20-0	.41176	216	4-6-0		235	236	213	.46819	211
DIV. I NON-CONF.		11-11-0	.5	146	4-3-0		281	257	207	.47223	206
TOTALS		RPI 1-25	RPI 26-50		W-L RECORDS		RPI 51-100		RPI 101-150		RPI 150+
14-20-0	0-0-0	0-1-0		OVERALL		1-5-0		2-3-0		11-11-0	
1-4-0	0-0-0	0-0-0		HOME		0-3-0		1-1-0		0-0-0	
9-14-0	0-0-0	0-1-0		AWAY		0-1-0		1-1-0		8-11-0	
4-2-0	0-0-0	0-0-0		NEUTRAL		1-1-0		0-1-0		3-0-0	
11-11-0	0-0-0	0-1-0		NON-CONFERENCE		1-2-0		2-3-0		8-5-0	
1-1-0	0-0-0	0-0-0		HOME		0-0-0		1-1-0		0-0-0	
6-8-0	0-0-0	0-0-		AWAY		0-1-0		1-1-0		5-5-0	
4-2-0	0-0-0	0-0-0		NEUTRAL		1-1-0		0-1-0		3-0-0	
3-9-0	0-0-0	0-0-0		CONFERENCE		0-3-0		0-0-0		3-6-0	
0-3-0	0-0-0	0-0-0		HOME		0-3-0		0-0-0		0-0-0	
3-6-0	0-0-0	0-0-0		AWAY		0-0-0		0-0-0		3-6-0	
0-0-0	0-0-0	0-0-0		NEUTRAL		0-0-0		0-0-0		0-0-0	
RPI S	Opponent	Score	RPI S	Opponent	Score	RPI S	Opponent	Score	RPI S	Opponent	Score
39 A	St. John's (NY)	3 9	54 H	Binghamton	3 4	126 N	San Francisco	11 12	143 A	Marist	4 3
			54 H	Binghamton	0 3	143 A	Marist	1 2	143 H	Marist	6 9
			54 H	Binghamton	2 7	143 H	Marist	8 2	155 A	UMass Lowell	0 18
			66 A	Coastal Caro.	0 14	155 A	UMass Lowell	4 2	155 A	UMass Lowell	0 4
			84 N	Winthrop	3 2	181 A	UMBC	6 7	181 A	UMBC	9 1
			84 N	Winthrop	7 9	181 A	UMBC	3 9	205 A	Stony Brook	1 7
						205 A	Stony Brook	3 8	205 A	Stony Brook	8 3
						236 A	Fordham	3 7	237 A	Army West Point	10 13
						238 A	Brown	5 13	253 A	Manhattan	16 5
						258 A	Longwood	11 3	258 A	Longwood	13 6
						258 A	Longwood	6 11	258 A	Longwood	6 11
						270 A	Iona	8 4	272 N	Hofstra	7 6
						272 N	Hofstra	3 1	272 N	Hofstra	4 3
						292 A	NYIT	0 3	292 A	NYIT	8 1
						292 A	NYIT	8 1			
LAST 10 GAMES			270 A	Iona	8 4	237 A	Army West Point	10 13	272 N	Hofstra	7 6
			143 H	Marist	6 9	54 H	Binghamton	0 3	272 N	Hofstra	3 1
			143 H	Marist	8 2	54 H	Binghamton	3 4	272 N	Hofstra	4 3
			143 A	Marist	4 3	54 H	Binghamton	2 7	292 A	NYIT	0 3
			143 A	Marist	1 2	253 A	Manhattan	16 5	292 A	NYIT	8 1

Non-Div. I Games:

Albany (NY)

Average RPI Win:	174	WON-LOST RECORD	WINNING PCT. RANK	LAST 10 GAMES	STRENGTH OF SCHEDULE	OPP. STRENGTH OF SCHEDULE	TEAM RPI	ADJ RPI	CONF. RPI	ADJ CONF. RPI		
DIV. I ONLY		13-26-0	.33333	258	2-8-0	96	128	212	.4674	212	13	13
DIV. I NON-CONF.		6-14-0	.3	250	0-2-0	111	101	226	.46102	226	14	14
<hr/>												
TOTALS	RPI 1-25	RPI 26-50		W-L RECORDS		RPI 51-100		RPI 101-150		RPI 150+		
13-26-0	0-0-0	0-4-0		OVERALL		3-7-0		3-12-0		7-3-0		
7-16-0	0-0-0	0-2-0		HOME		2-4-0		2-7-0		3-3-0		
6-10-0	0-0-0	0-2-0		AWAY		1-3-0		1-5-0		4-0-0		
0-0-0	0-0-0	0-0-0		NEUTRAL		0-0-0		0-0-0		0-0-0		
<hr/>												
6-14-0	0-0-0	0-4-0		NON-CONFERENCE		1-3-0		1-5-0		4-2-0		
1-12-0	0-0-0	0-2-0		HOME		0-3-0		1-5-0		0-2-0		
5-2-0	0-0-0	0-0-		AWAY		1-0-0		0-0-0		4-0-0		
0-0-0	0-0-0	0-0-0		NEUTRAL		0-0-0		0-0-0		0-0-0		
<hr/>												
7-12-0	0-0-0	0-0-0		CONFERENCE		2-4-0		2-7-0		3-1-0		
6-4-0	0-0-0	0-0-0		HOME		2-1-0		1-2-0		3-1-0		
1-8-0	0-0-0	0-0-0		AWAY		0-3-0		1-5-0		0-0-0		
0-0-0	0-0-0	0-0-0		NEUTRAL		0-0-0		0-0-0		0-0-0		
<hr/>												
RPI	S	Opponent	Score	RPI	S	Opponent	Score	RPI	S	Opponent	Score	
				31	H	Houston	2 4	118	H	UT Arlington	6 8	
				35	A	Texas	0 15	118	H	UT Arlington	2 4	
				35	H	Texas	2 12	118	H	UT Arlington	3 7	
				43	A	Texas A&M	2 5	61	H	Missouri	0 9	
								61	H	Missouri	6 7	
								85	A	Sam Houston St.	3 6	
								85	A	Sam Houston St.	3 12	
								85	A	Sam Houston St.	1 19	
								93	A	UTSA	5 2	
								93	H	UTSA	3 7	
								136	A	New Orleans	3 10	
								136	A	New Orleans	9 10	
								136	A	New Orleans	8 4	
								138	H	Bradley	6 7	
								138	H	Bradley	10 7	
								138	H	Bradley	5 9	
								170	H	Illinois	14 15	
								217	H	Northwestern St.	9 1	
								217	H	Northwestern St.	3 6	
								217	H	Northwestern St.	14 9	
								230	A	UTRGV	7 1	
								230	A	UTRGV	4 1	
								230	A	UTRGV	7 6	
								230	H	UTRGV	3 4	
								261	H	Incarnate Word	10 8	
								285	A	Prairie View	11 5	
LAST 10 GAMES												
				43	A	Texas A&M	2 5	127	A	Lamar University	4 6	
				121	H	SFA	1 5	127	A	Lamar University	2 8	
				121	H	SFA	8 5	127	A	Lamar University	2 4	
				121	H	SFA	4 9	55	H	Southeastern La.	5 8	
				230	H	UTRGV	3 4	55	H	Southeastern La.	5 4	

Non-Div. I Games:	Houston-Victoria	3	5	Houston-Victoria	7	5
-------------------	------------------	---	---	------------------	---	---

A&amp;M-Corpus Christi



Average RPI Win:		223	WON-LOST		WINNING		LAST 10		STRENGTH OF		OPP. STRENGTH		TEAM		ADJ		CONF.		ADJ CONF.	
Average RPI Loss:		123	RECORD		PCT. RANK		GAMES		SCHEDULE		OF SCHEDULE		RPI		RPI		RPI		RPI	
DIV. I ONLY			21-20-0		.5122 139		0-1-0		253		143		214		.46672 213		16		16	
DIV. I NON-CONF.			14-9-0		.6087 76		0-1-0		273		153		185		.48403 185		19		19	
TOTALS		RPI 1-25		RPI 26-50		W-L RECORDS		RPI 51-100		RPI 101-150		RPI 150+								
21-20-0		0-7-0		0-0-0		OVERALL		0-3-0		4-3-0		17-7-0								
18-6-0		0-1-0		0-0-0		HOME		0-0-0		3-3-0		15-2-0								
3-14-0		0-6-0		0-0-0		AWAY		0-3-0		1-0-0		2-5-0								
0-0-0		0-0-0		0-0-0		NEUTRAL		0-0-0		0-0-0		0-0-0								
14-9-0		0-7-0		0-0-0		NON-CONFERENCE		0-0-0		1-0-0		13-2-0								
12-3-0		0-1-0		0-0-0		HOME		0-0-0		0-0-0		12-2-0								
2-6-0		0-6-0		0-0-		AWAY		0-0-0		1-0-0		1-0-0								
0-0-0		0-0-0		0-0-0		NEUTRAL		0-0-0		0-0-0		0-0-0								
7-11-0		0-0-0		0-0-0		CONFERENCE		0-3-0		3-3-0		4-5-0								
6-3-0		0-0-0		0-0-0		HOME		0-0-0		3-3-0		3-0-0								
1-8-0		0-0-0		0-0-0		AWAY		0-3-0		0-0-0		1-5-0								
0-0-0		0-0-0		0-0-0		NEUTRAL		0-0-0		0-0-0		0-0-0								
RPI	S	Opponent		Score		RPI	S	Opponent		Score		RPI	S	Opponent		Score				
4	A	Kentucky		0	12					91	A	Morehead St.	9	15	114	A	Marshall	6	3	
6	A	Louisville		3	19					91	A	Morehead St.	7	18	145	H	Belmont	0	2	
6	H	Louisville		4	14					91	A	Morehead St.	6	9	145	H	Belmont	3	7	
9	A	Arizona		4	18										145	H	Belmont	6	2	
9	A	Arizona		13	16										147	H	Austin Peay	7	6	
9	A	Arizona		0	6										147	H	Austin Peay	5	4	
9	A	Arizona		8	9										147	H	Austin Peay	10	14	
															184	H	UT Martin	3	2	
															184	H	UT Martin	11	3	
															184	H	UT Martin	3	0	
															214	A	Eastern Ill.	5	16	
															214	A	Eastern Ill.	9	11	
															214	A	Eastern Ill.	11	13	
															216	H	Oakland	9	4	
															216	H	Oakland	3	2	
															216	H	Oakland	2	1	
															245	A	SIUE	17	9	
															245	A	SIUE	2	11	
															245	A	SIUE	2	11	
															247	A	Northern Ky.	6	5	
															247	H	Northern Ky.	10	8	
															250	H	Western Ky.	16	15	
															262	H	Youngstown St.	11	0	
															262	H	Youngstown St.	8	3	
															262	H	Youngstown St.	11	6	
															275	H	Dayton	2	3	
															286	H	Chicago St.	15	9	
LAST 10 GAMES																				
6	H	Louisville		4	14	147	H	Austin Peay		10	14	262	H	Youngstown St.		11	0			
214	A	Eastern Ill.		9	11	147	H	Austin Peay		7	6	262	H	Youngstown St.		8	3			
214	A	Eastern Ill.		5	16	147	H	Austin Peay		5	4	262	H	Youngstown St.		11	6			
214	A	Eastern Ill.		11	13	245	A	SIUE		17	9	275	H	Dayton		2	3			
275	H	Dayton		2	3	245	A	SIUE		2	11	286	H	Chicago St.		15	9			

Non-Div. I Games:

Eastern Ky.

RPI	S	Opponent	Score	
286	H	Chicago St.	10	3
286	H	Chicago St.	10	24
293	H	Alabama A&M	16	6
293	H	Alabama A&M	19	0

Eastern Ky.

E  
a  
s  
t  
e  
r  
n  
K  
y  
.

E  
a  
s  
t  
e  
r  
n  
K  
y  
.

Average RPI Win: 169		WON-LOST	WINNING		LAST 10		STRENGTH OF		OPP. STRENGTH		TEAM	ADJ		CONF.	ADJ CONF.		
Average RPI Loss: 119		RECORD	PCT. RANK		GAMES		SCHEDULE		OF SCHEDULE		RPI	RPI		RPI	RPI		
DIV. I ONLY		11-28-0	.28205	275	6-3-0		82		187		215	.46649	214	16	16		
DIV. I NON-CONF.		4-17-0	.19048	278	2-1-0		85		149		240	.45097	239	19	19		
TOTALS		RPI 1-25		RPI 26-50		W-L RECORDS		RPI 51-100		RPI 101-150		RPI 150+					
11-28-0		0-0-0		0-0-0		OVERALL		0-13-0		5-9-0		6-6-0					
7-5-0		0-0-0		0-0-0		HOME		0-0-0		1-2-0		6-3-0					
4-23-0		0-0-0		0-0-0		AWAY		0-13-0		4-7-0		0-3-0					
0-0-0		0-0-0		0-0-0		NEUTRAL		0-0-0		0-0-0		0-0-0					
4-17-0		0-0-0		0-0-0		NON-CONFERENCE		0-10-0		2-3-0		2-4-0					
2-1-0		0-0-0		0-0-0		HOME		0-0-0		0-0-0		2-1-0					
2-16-0		0-0-0		0-0-		AWAY		0-10-0		2-3-0		0-3-0					
0-0-0		0-0-0		0-0-0		NEUTRAL		0-0-0		0-0-0		0-0-0					
7-11-0		0-0-0		0-0-0		CONFERENCE		0-3-0		3-6-0		4-2-0					
5-4-0		0-0-0		0-0-0		HOME		0-0-0		1-2-0		4-2-0					
2-7-0		0-0-0		0-0-0		AWAY		0-3-0		2-4-0		0-0-0					
0-0-0		0-0-0		0-0-0		NEUTRAL		0-0-0		0-0-0		0-0-0					
RPI	S	Opponent	Score	RPI	S	Opponent	Score	RPI	S	Opponent	Score	RPI	S	Opponent	Score		
								53	A	South Ala.	2	8		116	A Jacksonville St.	6	7
								53	A	South Ala.	0	32		116	A Jacksonville St.	3	6
								53	A	South Ala.	3	8		116	A Jacksonville St.	7	5
								61	A	Missouri	1	10		130	H Southeast Mo. St.	3	7
								92	A	Kansas St.	11	12		130	H Southeast Mo. St.	5	4
								92	A	Kansas St.	10	15		130	H Southeast Mo. St.	6	7
								92	A	Kansas St.	0	14		131	A Central Ark.	1	8
								95	A	Tennessee Tech	4	11		131	A Central Ark.	1	6
								95	A	Tennessee Tech	3	5		131	A Central Ark.	6	10
								95	A	Tennessee Tech	9	13		131	A Central Ark.	4	2
								97	A	Samford	6	7		141	A Butler	10	6
								97	A	Samford	4	9		145	A Belmont	3	8
								97	A	Samford	1	4		145	A Belmont	7	3
														145	A Belmont	1	10
														161	A Saint Louis	1	12
														161	H Saint Louis	5	8
														172	H Southern Ill.	10	7
														185	A Indiana St.	1	2
														185	H Indiana St.	8	7
														193	A Alabama	0	5
														196	H Murray St.	10	11
														196	H Murray St.	7	5
														196	H Murray St.	8	10
														213	H Eastern Ky.	11	9
														213	H Eastern Ky.	16	5
														213	H Eastern Ky.	13	11
														130	H Southeast Mo. St.	6	7
Non-Div. I Games:				Lindenwood (IL)	8	5	Robert Morris (IL)	12	4	III.-Springfield				18	11	Eastern Ill.	

Average RPI Win:	150	WON-LOST	WINNING	LAST 10	STRENGTH OF	OPP. STRENGTH	TEAM	ADJ	CONF.	ADJ CONF.	
Average RPI Loss:	115	RECORD	PCT. RANK	GAMES	SCHEDULE	OF SCHEDULE	RPI	RPI	RPI	RPI	
DIV. I ONLY	14-25-0	.35897	248	3-7-0	125	111	216	.46537	215	9	9
DIV. I NON-CONF.	10-11-0	.47619	176	0-2-0	163	114	184	.48413	184	10	10
<hr/>											
TOTALS	RPI 1-25	RPI 26-50		W-L RECORDS		RPI 51-100		RPI 101-150		RPI 150+	
14-25-0	0-0-0	1-3-0		OVERALL		2-10-0		6-6-0		5-6-0	
9-11-0	0-0-0	0-2-0		HOME		1-4-0		5-4-0		3-1-0	
3-12-0	0-0-0	1-1-0		AWAY		1-6-0		1-2-0		0-3-0	
2-2-0	0-0-0	0-0-0		NEUTRAL		0-0-0		0-0-0		2-2-0	
10-11-0	0-0-0	1-3-0		NON-CONFERENCE		2-4-0		2-1-0		5-3-0	
6-5-0	0-0-0	0-2-0		HOME		1-1-0		2-1-0		3-1-0	
2-4-0	0-0-0	1-0-		AWAY		1-3-0		0-0-0		0-0-0	
2-2-0	0-0-0	0-0-0		NEUTRAL		0-0-0		0-0-0		2-2-0	
4-14-0	0-0-0	0-0-0		CONFERENCE		0-6-0		4-5-0		0-3-0	
3-6-0	0-0-0	0-0-0		HOME		0-3-0		3-3-0		0-0-0	
1-8-0	0-0-0	0-0-0		AWAY		0-3-0		1-2-0		0-3-0	
0-0-0	0-0-0	0-0-0		NEUTRAL		0-0-0		0-0-0		0-0-0	
RPI	S	Opponent	Score	RPI	S	Opponent	Score	RPI	S	Opponent	Score
				36	H	Oklahoma	4 5	53	A	South Ala.	0 7
				40	H	Mercer	4 11	53	A	South Ala.	9 19
				46	A	Ole Miss	0 1	53	A	South Ala.	6 16
				46	A	Ole Miss	2 0	62	H	BYU	3 2
								64	A	Georgia Tech	5 12
								64	H	Georgia Tech	0 7
								66	H	Coastal Caro.	5 8
								66	H	Coastal Caro.	0 17
								66	H	Coastal Caro.	0 4
								77	A	Jacksonville	2 7
								77	A	Jacksonville	8 9
								77	A	Jacksonville	5 2

Non-Div. I Games:

Georgia St.

Average RPI Win: 185		WON-LOST	WINNING	LAST 10	STRENGTH OF		OPP. STRENGTH	TEAM	ADJ	CONF.	ADJ CONF.		
Average RPI Loss: 140		RECORD	PCT. RANK	GAMES	SCHEDULE		OF SCHEDULE	RPI	RPI	RPI	RPI		
DIV. I ONLY		10-28-0	.26316	282	6-4-0		122	240	217	.46482	216	23	23
DIV. I NON-CONF.		3-19-0	.13636	287	1-1-0		152	196	276	.42084	275	21	21
TOTALS		RPI 1-25	RPI 26-50		W-L RECORDS		RPI 51-100		RPI 101-150		RPI 150+		
10-28-0		0-3-0	0-0-0		OVERALL		1-7-0		1-4-0		8-14-0		
3-0-0		0-0-0	0-0-0		HOME		0-0-0		0-0-0		3-0-0		
7-27-0		0-3-0	0-0-0		AWAY		1-7-0		1-3-0		5-14-0		
0-1-0		0-0-0	0-0-0		NEUTRAL		0-0-0		0-1-0		0-0-0		
3-19-0		0-3-0	0-0-0		NON-CONFERENCE		0-3-0		0-2-0		3-11-0		
1-0-0		0-0-0	0-0-0		HOME		0-0-0		0-0-0		1-0-0		
2-18-0		0-3-0	0-0-		AWAY		0-3-0		0-1-0		2-11-0		
0-1-0		0-0-0	0-0-0		NEUTRAL		0-0-0		0-1-0		0-0-0		
7-9-0		0-0-0	0-0-0		CONFERENCE		1-4-0		1-2-0		5-3-0		
2-0-0		0-0-0	0-0-0		HOME		0-0-0		0-0-0		2-0-0		
5-9-0		0-0-0	0-0-0		AWAY		1-4-0		1-2-0		3-3-0		
0-0-0		0-0-0	0-0-0		NEUTRAL		0-0-0		0-0-0		0-0-0		
RPI S	Opponent	Score	RPI S	Opponent	Score	RPI S	Opponent	Score	RPI S	Opponent	Score		
24 A	Florida St.	10 18				75 A	Wright St.	3 8	125 A	Ill.-Chicago	7 14		
24 A	Florida St.	6 14				75 A	Wright St.	5 4	125 A	Ill.-Chicago	1 5		
24 A	Florida St.	1 12				75 A	Wright St.	0 7	125 A	Ill.-Chicago	6 3		
						75 A	Wright St.	5 7	128 A	Central Mich.	7 9		
						75 A	Wright St.	9 13	128 N	Central Mich.	4 8		
						90 A	VCU	1 10	162 A	ETSU	2 10		
						90 A	VCU	1 4	162 A	ETSU	7 9		
						90 A	VCU	2 5	175 A	Valparaiso	9 6		
									175 A	Valparaiso	19 9		
									175 A	Valparaiso	6 7		
									178 A	Lipscomb	16 11		
									178 A	Lipscomb	3 7		
									178 A	Lipscomb	2 3		
									182 A	Eastern Mich.	3 2		
									182 H	Eastern Mich.	14 11		
									185 A	Indiana St.	5 9		
									185 A	Indiana St.	4 5		
									185 A	Indiana St.	4 8		
									207 A	Toledo	5 8		
									213 A	Eastern Ky.	4 9		
									213 A	Eastern Ky.	1 2		
									213 A	Eastern Ky.	2 3		
LAST 10 GAMES			LAST 10 GAMES			LAST 10 GAMES			LAST 10 GAMES				
128 N	Central Mich.	4 8	182 H	Eastern Mich.	14 11	248 H	Milwaukee	12 6					
248 H	Milwaukee	12 6	175 A	Valparaiso	19 9	248 H	Milwaukee	9 6					
248 H	Milwaukee	9 6	175 A	Valparaiso	9 6	262 A	Youngstown St.	10 6					
75 A	Wright St.	5 7	175 A	Valparaiso	6 7	262 A	Youngstown St.	4 12					
75 A	Wright St.	5 4	125 A	Ill.-Chicago	7 14	262 A	Youngstown St.	4 5					

Non-Div. I Games:

Oakland

Average RPI Win: 168		WON-LOST	WINNING	LAST 10	STRENGTH OF		OPP. STRENGTH	TEAM	ADJ	CONF.	ADJ CONF.
Average RPI Loss: 105		RECORD	PCT. RANK	GAMES	SCHEDULE		OF SCHEDULE	RPI	RPI	RPI	RPI
DIV. I ONLY		15-25-0	.375	237	5-5-0		160	103	218	.46458	217
DIV. I NON-CONF.		9-11-0	.45	188	3-0-0		242	59	225	.46195	225
TOTALS		RPI 1-25	RPI 26-50		W-L RECORDS		RPI 51-100		RPI 101-150		RPI 150+
15-25-0		1-2-0	0-4-0		OVERALL		2-6-0		4-7-0		8-6-0
11-10-0		1-2-0	0-1-0		HOME		0-0-0		4-3-0		6-4-0
4-15-0		0-0-0	0-3-0		AWAY		2-6-0		0-4-0		2-2-0
0-0-0		0-0-0	0-0-0		NEUTRAL		0-0-0		0-0-0		0-0-0
9-11-0		0-0-0	0-4-0		NON-CONFERENCE		1-4-0		2-1-0		6-2-0
7-4-0		0-0-0	0-1-0		HOME		0-0-0		2-1-0		5-2-0
2-7-0		0-0-0	0-0-		AWAY		1-4-0		0-0-0		1-0-0
0-0-0		0-0-0	0-0-0		NEUTRAL		0-0-0		0-0-0		0-0-0
6-14-0		1-2-0	0-0-0		CONFERENCE		1-2-0		2-6-0		2-4-0
4-6-0		1-2-0	0-0-0		HOME		0-0-0		2-2-0		1-2-0
2-8-0		0-0-0	0-0-0		AWAY		1-2-0		0-4-0		1-2-0
0-0-0		0-0-0	0-0-0		NEUTRAL		0-0-0		0-0-0		0-0-0
RPI S	Opponent	Score	RPI S	Opponent	Score	RPI S	Opponent	Score	RPI S	Opponent	Score
22 H	McNeese	4 13	41 A	Oklahoma St.	3 6	55 A	Southeastern La.	2 3	108 H	Cincinnati	6 2
22 H	McNeese	4 5	41 A	Oklahoma St.	4 15	55 A	Southeastern La.	6 4	108 H	Cincinnati	3 2
22 H	McNeese	7 4	41 A	Oklahoma St.	2 7	55 A	Southeastern La.	0 7	108 H	Cincinnati	2 3
			49 H	Louisiana	6 8	58 A	Kansas	7 11	121 A	SFA	2 7
						58 A	Kansas	7 6	121 A	SFA	2 5
						58 A	Kansas	2 8	121 A	SFA	2 3
						92 A	Kansas St.	9 19	127 A	Lamar University	6 12
						92 A	Kansas St.	4 16	127 H	Lamar University	11 9
									131 H	Central Ark.	3 9
									131 H	Central Ark.	0 1
									131 H	Central Ark.	3 2
									168 H	Nicholls St.	8 5
									168 H	Nicholls St.	1 9
									168 H	Nicholls St.	4 8
									186 H	Arkansas St.	3 12
									186 H	Arkansas St.	9 5
									186 H	Arkansas St.	2 3
									212 A	A&M-Corpus Christi	1 9
									212 A	A&M-Corpus Christi	6 3
									212 A	A&M-Corpus Christi	9 14
									234 A	La.-Monroe	11 2
									234 H	La.-Monroe	5 4
									285 H	Prairie View	16 1
			297 H	Mississippi Val.	14 0	55 A	Southeastern La.	6 4	297 H	Mississippi Val.	14 0
			297 H	Mississippi Val.	11 1	55 A	Southeastern La.	2 3	297 H	Mississippi Val.	11 1
			22 H	McNeese	4 5	55 A	Southeastern La.	0 7			
			22 H	McNeese	7 4	55 A	Southeastern La.	0 7			
			22 H	McNeese	4 13	121 A	SFA	2 3			

Non-Div. I Games:

Northwestern St.

Average RPI Win:	204	WON-LOST RECORD	WINNING PCT. RANK	LAST 10 GAMES		STRENGTH OF SCHEDULE	OPP. STRENGTH OF SCHEDULE	TEAM RPI	ADJ RPI	CONF. RPI	ADJ CONF. RPI
Average RPI Loss:	165										
DIV. I ONLY		18-20-0	.47368 171	4-6-0		240	218	219	.46435 218	22	22
DIV. I NON-CONF.		13-13-0	.5 146	2-1-0		250	248	218	.46693 217	18	18
TOTALS	RPI 1-25		RPI 26-50	W-L RECORDS		RPI 51-100			RPI 101-150		RPI 150+
18-20-0	0-0-0		0-0-0	OVERALL		1-2-0			5-8-0		12-10-0
5-9-0	0-0-0		0-0-0	HOME		0-1-0			0-6-0		5-2-0
7-7-0	0-0-0		0-0-0	AWAY		1-1-0			3-1-0		3-5-0
6-4-0	0-0-0		0-0-0	NEUTRAL		0-0-0			2-1-0		4-3-0
13-13-0	0-0-0		0-0-0	NON-CONFERENCE		1-2-0			2-5-0		10-6-0
3-5-0	0-0-0		0-0-0	HOME		0-1-0			0-3-0		3-1-0
4-4-0	0-0-0		0-0-	AWAY		1-1-0			0-1-0		3-2-0
6-4-0	0-0-0		0-0-0	NEUTRAL		0-0-0			2-1-0		4-3-0
5-7-0	0-0-0		0-0-0	CONFERENCE		0-0-0			3-3-0		2-4-0
2-4-0	0-0-0		0-0-0	HOME		0-0-0			0-3-0		2-1-0
3-3-0	0-0-0		0-0-0	AWAY		0-0-0			3-0-0		0-3-0
0-0-0	0-0-0		0-0-0	NEUTRAL		0-0-0			0-0-0		0-0-0
RPI S Opponent Score		RPI S Opponent Score		RPI S Opponent Score		RPI S Opponent Score		RPI S Opponent Score			
						75 A Wright St. 1 6		114 A Marshall 9 12			
						75 A Wright St. 4 3		114 N Marshall 11 10			
						91 H Morehead St. 1 3		128 H Central Mich. 2 4			
								128 H Central Mich. 2 6			
								128 H Central Mich. 8 10			
								132 A Ball St. 10 0			
								132 A Ball St. 7 4			
								132 A Ball St. 6 4			
								141 H Butler 4 5			
								141 H Butler 6 7			
								141 H Butler 3 4			
								141 N Butler 4 0			
								141 N Butler 4 15			
								164 A Ohio St. 0 3			
								182 A Eastern Mich. 2 8			
								182 A Eastern Mich. 11 12			
								182 A Eastern Mich. 9 12			
								188 N Alabama St. 6 12			
								204 H Miami (OH) 3 2			
								204 H Miami (OH) 1 3			
								204 H Miami (OH) 9 5			
				LAST 10 GAMES				235 H Siena 2 4			
				204 H Miami (OH) 3 2		182 A Eastern Mich. 9 12		235 H Siena 7 4			
				204 H Miami (OH) 1 3		182 A Eastern Mich. 2 8		235 H Siena 6 4			
				204 H Miami (OH) 9 5		114 A Marshall 9 12		245 N SIUE 1 2			
				114 N Marshall 11 10		262 A Youngstown St. 6 5		245 N SIUE 2 1			
				182 A Eastern Mich. 11 12		128 H Central Mich. 2 4		245 N SIUE 4 7			

Non-Div. I Games:	Shawnee St.	9	1
-------------------	-------------	---	---

Ohio

RPI	S	Opponent	Score	
245	N	SIUE	6	4
250	A	Western Ky.	3	0
250	A	Western Ky.	3	0
250	A	Western Ky.	4	5
262	A	Youngstown St.	6	5
271	N	La Salle	10	2
271	N	La Salle	14	5
275	H	Dayton	5	2

O  
h  
i  
o

O  
h  
i  
o



Average RPI Win:	231	WON-LOST	WINNING	LAST 10	STRENGTH OF	OPP. STRENGTH	TEAM	ADJ	CONF.	ADJ CONF.	
Average RPI Loss:	174	RECORD	PCT. RANK	GAMES	SCHEDULE	OF SCHEDULE	RPI	RPI	RPI	RPI	
DIV. I ONLY	21-19-0	.525	125	3-7-0	280	249	220	.46315	219	11	11
DIV. I NON-CONF.	21-13-0	.61765	72	3-1-0	293	270	198	.4773	197	16	16
<hr/>											
TOTALS	RPI 1-25	RPI 26-50		W-L RECORDS		RPI 51-100		RPI 101-150		RPI 150+	
21-19-0	0-0-0	0-0-0		OVERALL		1-3-0		2-1-0		18-15-0	
5-5-0	0-0-0	0-0-0		HOME		0-0-0		1-0-0		4-5-0	
9-12-0	0-0-0	0-0-0		AWAY		0-3-0		0-0-0		9-9-0	
7-2-0	0-0-0	0-0-0		NEUTRAL		1-0-0		1-1-0		5-1-0	
21-13-0	0-0-0	0-0-0		NON-CONFERENCE		1-0-0		2-1-0		18-12-0	
5-2-0	0-0-0	0-0-0		HOME		0-0-0		1-0-0		4-2-0	
9-9-0	0-0-0	0-0-		AWAY		0-0-0		0-0-0		9-9-0	
7-2-0	0-0-0	0-0-0		NEUTRAL		1-0-0		1-1-0		5-1-0	
0-6-0	0-0-0	0-0-0		CONFERENCE		0-3-0		0-0-0		0-3-0	
0-3-0	0-0-0	0-0-0		HOME		0-0-0		0-0-0		0-3-0	
0-3-0	0-0-0	0-0-0		AWAY		0-3-0		0-0-0		0-0-0	
0-0-0	0-0-0	0-0-0		NEUTRAL		0-0-0		0-0-0		0-0-0	
RPI	S	Opponent	Score	RPI	S	Opponent	Score	RPI	S	Opponent	Score
						88 N Boston College	4 3	107 H Cornell			3 1
						89 A Seton Hall	4 5	128 N Central Mich.			7 9
						89 A Seton Hall	5 10	132 N Ball St.			3 0
						89 A Seton Hall	2 11	158 A Wofford			11 18
								159 A Gardner-Webb			4 2
								159 A Gardner-Webb			3 4
								159 A Gardner-Webb			1 8
								165 A Davidson			1 8
								165 A Davidson			6 5
								165 A Davidson			4 9
								166 H Creighton			5 7
								166 H Creighton			4 6
								166 H Creighton			9 11
								181 H UMBC			2 10
								191 A Navy			11 3
								191 H Navy			2 6
								202 N Western Mich.			12 8
								203 A George Washington			6 4
								221 A George Mason			1 11
								221 A George Mason			7 3
								221 A George Mason			4 2
								238 A Brown			10 11
								238 A Brown			0 2
								238 A Brown			3 2
								265 A USC Upstate			0 12
								275 N Dayton			7 8
								286 N Chicago St.			11 0
LAST 10 GAMES											
						181 H UMBC	2 10	166 H Creighton			9 11
						89 A Seton Hall	5 10	166 H Creighton			4 6
						89 A Seton Hall	4 5	166 H Creighton			5 7
						89 A Seton Hall	2 11	292 H NYIT			13 3
						296 A Mt. St. Mary's	13 2	292 H NYIT			9 0

Non-Div. I Games:

Georgetown

RPI	S	Opponent	Score	
291	A	Coppin St.	6	5
291	H	Coppin St.	14	4
292	H	NYIT	13	3
292	H	NYIT	6	4
292	H	NYIT	9	0
295	N	Lafayette	14	7
295	N	Lafayette	10	4
295	N	Lafayette	13	6
296	A	Mt. St. Mary's	13	2

Georgetown

G  
e  
o  
r  
g  
e  
t  
o  
w  
n

G  
e  
o  
r  
g  
e  
t  
o  
w  
n

Average RPI Win: 220		WON-LOST	WINNING	LAST 10	STRENGTH OF		OPP. STRENGTH	TEAM	ADJ		CONF.	ADJ CONF.		
Average RPI Loss: 163		RECORD	PCT. RANK	GAMES	SCHEDULE		OF SCHEDULE	RPI	RPI		RPI	RPI		
DIV. I ONLY		20-19-0	.51282	137	4-6-0		248	223	221		27	27		
DIV. I NON-CONF.		6-13-0	.31579	247	1-4-0		230	206	270		27	27		
TOTALS		RPI 1-25	RPI 26-50		W-L RECORDS		RPI 51-100		RPI 101-150		RPI 150+			
20-19-0		0-0-0	2-0-0		OVERALL		3-4-0		1-4-0		14-11-0			
14-7-0		0-0-0	1-0-0		HOME		1-3-0		0-0-0		12-4-0			
6-8-0		0-0-0	1-0-0		AWAY		2-1-0		1-3-0		2-4-0			
0-4-0		0-0-0	0-0-0		NEUTRAL		0-0-0		0-1-0		0-3-0			
6-13-0		0-0-0	2-0-0		NON-CONFERENCE		0-1-0		1-4-0		3-8-0			
4-4-0		0-0-0	1-0-0		HOME		0-1-0		0-0-0		3-3-0			
2-5-0		0-0-0	1-0-		AWAY		0-0-0		1-3-0		0-2-0			
0-4-0		0-0-0	0-0-0		NEUTRAL		0-0-0		0-1-0		0-3-0			
14-6-0		0-0-0	0-0-0		CONFERENCE		3-3-0		0-0-0		11-3-0			
10-3-0		0-0-0	0-0-0		HOME		1-2-0		0-0-0		9-1-0			
4-3-0		0-0-0	0-0-0		AWAY		2-1-0		0-0-0		2-2-0			
0-0-0		0-0-0	0-0-0		NEUTRAL		0-0-0		0-0-0		0-0-0			
RPI	S	Opponent	Score		RPI	S	Opponent	Score		RPI	S	Opponent	Score	
47	A	Charlotte	12	6	73	H	Bethune-Cookman	5	10	109	N	Western Caro.	7	16
47	H	Charlotte	6	5	73	H	Bethune-Cookman	4	10	122	A	Duke	2	10
					73	H	Bethune-Cookman	6	5	146	A	Furman	3	7
					84	H	Winthrop	4	11	146	A	Furman	11	10
					98	A	Florida A&M	0	10	146	A	Furman	2	17
					98	A	Florida A&M	4	3	157	H	High Point	5	9
					98	A	Florida A&M	7	1	165	A	Davidson	1	12
										165	A	Davidson	3	5
										165	H	Davidson	0	6
										176	N	UNCG	4	5
										179	H	Presbyterian	2	3
										225	N	James Madison	1	5
										233	A	Norfolk St.	4	3
										233	H	Norfolk St.	7	12
										255	N	Richmond	1	3
										259	A	N.C. Central	1	11
										259	A	N.C. Central	8	6
										259	A	N.C. Central	7	10
										259	H	N.C. Central	8	7
										259	H	N.C. Central	5	2
										259	H	N.C. Central	4	3
										287	H	Savannah St.	12	3
										287	H	Savannah St.	2	1
										287	H	Savannah St.	11	5
										289	H	UMES	11	4
										289	H	UMES	17	9
										289	H	UMES	19	5
LAST 10 GAMES					259	H	N.C. Central	5	2	287	H	Savannah St.	2	1
165	A	Davidson	3	5	259	H	N.C. Central	4	3	287	H	Savannah St.	11	5
165	A	Davidson	1	12	259	H	N.C. Central	8	7	289	H	UMES	11	4
165	H	Davidson	0	6	47	A	Charlotte	12	6	289	H	UMES	17	9
233	H	Norfolk St.	7	12	98	A	Florida A&M	0	10	289	H	UMES	19	5
84	H	Winthrop	4	11										

Non-Div. I Games:

N.C. A&amp;T

RPI	S	Opponent	Score	
296	H	Mt. St. Mary's	4	2
296	H	Mt. St. Mary's	14	7
296	H	Mt. St. Mary's	3	1

N.C. A&T

N  
.  
C  
.  
A  
&  
T

N  
.  
C  
.  
A  
&  
T

Average RPI Win:		202	WON-LOST		WINNING		LAST 10		STRENGTH OF		OPP. STRENGTH		TEAM	ADJ		CONF.	ADJ CONF.			
Average RPI Loss:		157	RECORD		PCT. RANK		GAMES		SCHEDULE		OF SCHEDULE		RPI	RPI		RPI	RPI			
DIV. I ONLY			18-24-0		.42857 203		6-4-0		181		240		222	.46275 221		24	24			
DIV. I NON-CONF.			11-19-0		.36667 234		2-2-0		144		232		231	.45677 231		24	24			
TOTALS		RPI 1-25		RPI 26-50		W-L RECORDS		RPI 51-100		RPI 101-150		RPI 150+								
18-24-0		1-1-0		0-0-0		OVERALL		0-2-0		4-9-0		13-12-0								
8-12-0		1-0-0		0-0-0		HOME		0-0-0		3-7-0		4-5-0								
7-7-0		0-0-0		0-0-0		AWAY		0-2-0		0-0-0		7-5-0								
3-5-0		0-1-0		0-0-0		NEUTRAL		0-0-0		1-2-0		2-2-0								
11-19-0		1-1-0		0-0-0		NON-CONFERENCE		0-2-0		3-7-0		7-9-0								
5-9-0		1-0-0		0-0-0		HOME		0-0-0		2-5-0		2-4-0								
3-5-0		0-0-0		0-0-		AWAY		0-2-0		0-0-0		3-3-0								
3-5-0		0-1-0		0-0-0		NEUTRAL		0-0-0		1-2-0		2-2-0								
7-5-0		0-0-0		0-0-0		CONFERENCE		0-0-0		1-2-0		6-3-0								
3-3-0		0-0-0		0-0-0		HOME		0-0-0		1-2-0		2-1-0								
4-2-0		0-0-0		0-0-0		AWAY		0-0-0		0-0-0		4-2-0								
0-0-0		0-0-0		0-0-0		NEUTRAL		0-0-0		0-0-0		0-0-0								
RPI	S	Opponent		Score		RPI	S	Opponent		Score		RPI	S	Opponent		Score				
8	N	West Virginia		3	5					52	A	North Carolina St.		3	7	107	H	Cornell	3	7
21	H	Maryland		8	5					66	A	Coastal Caro.		8	9	107	H	Cornell	11	4
																107	H	Cornell	3	9
																117	H	William & Mary	2	4
																132	N	Ball St.	6	14
																132	N	Ball St.	0	7
																143	H	Marist	1	3
																143	H	Marist	10	9
																143	H	Marist	1	4
																148	N	Appalachian St.	3	1
																150	H	St. Bonaventure	1	0
																150	H	St. Bonaventure	1	2
																150	H	St. Bonaventure	4	7
																163	N	Canisius	1	7
																163	N	Canisius	6	5
																163	N	Canisius	2	4
																177	H	Radford	4	9
																177	H	Radford	6	4
																181	A	UMBC	2	4
																183	A	UNCW	8	12
																189	N	VMI	21	1
																191	A	Navy	2	11
																219	H	Georgetown	3	7
																219	H	Georgetown	11	1
																219	H	Georgetown	2	4
																225	A	James Madison	7	6
																236	H	Fordham	8	4
LAST 10 GAMES																				
				117	H	William & Mary	2	4	275	A	Dayton	10	5	219	H	Georgetown	3	7		
				150	H	St. Bonaventure	1	0	275	A	Dayton	8	6	219	H	Georgetown	11	1		
				150	H	St. Bonaventure	1	2	275	A	Dayton	7	1	219	H	Georgetown	2	4		
				150	H	St. Bonaventure	4	7	21	H	Maryland	8	5	225	A	James Madison	7	6		
				191	A	Navy	2	11	296	A	Mt. St. Mary's	19	4	236	H	Fordham	8	4		

Non-Div. I Games:

George Mason

George Mason

<b>Non-Div. I Games:</b>	<b>UC-Colo. Springs</b>	<b>9</b>	<b>8</b>
--------------------------	-------------------------	----------	----------

Air Force

RPI	S	Opponent	Score	
249	A	Northern Colo.	8	9
277	A	Omaha	1	0
277	H	Omaha	16	17
277	H	Omaha	24	5
280	H	Portland	11	3
280	H	Portland	11	10

Air Force

A  
i  
r  
F  
o  
r  
c  
e

A  
i  
r  
F  
o  
r  
c  
e



N  
e  
v  
a  
d  
a

Nevada

RPI	S	Opponent	Score	
231	A	San Jose St.	5	6
231	A	San Jose St.	5	6
231	A	San Jose St.	6	7
231	H	San Jose St.	6	2
231	H	San Jose St.	5	4
231	H	San Jose St.	5	6

Nevada

N  
e  
v  
a  
d  
a

N  
e  
v  
a  
d  
a

Average RPI Win:	260	WON-LOST RECORD	WINNING PCT. RANK	LAST 10 GAMES	STRENGTH OF SCHEDULE	OPP. STRENGTH OF SCHEDULE	TEAM RPI	ADJ RPI	CONF. RPI	ADJ CONF. RPI					
Average RPI Loss:	165														
DIV. I ONLY	23-12-1	.65278	45	8-1-1	290	282	211	.46203	224	31	31				
DIV. I NON-CONF.	2-7-1	.25	266	0-0-1	119	52	238	.44589	243	31	31				
<hr/>															
TOTALS	RPI 1-25	RPI 26-50		W-L RECORDS		RPI 51-100		RPI 101-150		RPI 150+					
23-12-1	0-0-0	0-0-0		OVERALL		1-5-0		0-1-1		22-6-0					
10-5-1	0-0-0	0-0-0		HOME		1-2-0		0-0-1		9-3-0					
12-6-0	0-0-0	0-0-0		AWAY		0-3-0		0-1-0		12-2-0					
1-1-0	0-0-0	0-0-0		NEUTRAL		0-0-0		0-0-0		1-1-0					
<hr/>															
2-7-1	0-0-0	0-0-0		NON-CONFERENCE		1-5-0		0-1-1		1-1-0					
1-3-1	0-0-0	0-0-0		HOME		1-2-0		0-0-1		0-1-0					
1-4-0	0-0-0	0-0-		AWAY		0-3-0		0-1-0		1-0-0					
0-0-0	0-0-0	0-0-0		NEUTRAL		0-0-0		0-0-0		0-0-0					
<hr/>															
21-5-0	0-0-0	0-0-0		CONFERENCE		0-0-0		0-0-0		21-5-0					
9-2-0	0-0-0	0-0-0		HOME		0-0-0		0-0-0		9-2-0					
11-2-0	0-0-0	0-0-0		AWAY		0-0-0		0-0-0		11-2-0					
1-1-0	0-0-0	0-0-0		NEUTRAL		0-0-0		0-0-0		1-1-0					
<hr/>															
RPI	S	Opponent	Score	RPI	S	Opponent	Score	RPI	S	Opponent	Score				
						67	A	FGCU	4	6	136	A	New Orleans	2	16
						67	A	FGCU	1	5	136	H	New Orleans	5	5
						67	A	FGCU	4	7	188	A	Alabama St.	8	3
						77	H	Jacksonville	1	7	188	A	Alabama St.	4	2
						91	H	Morehead St.	10	5	188	A	Alabama St.	16	1
						91	H	Morehead St.	1	3	188	H	Alabama St.	4	1
											188	H	Alabama St.	0	5
											188	H	Alabama St.	7	15
											234	A	La.-Monroe	2	0
											234	H	La.-Monroe	2	10
											268	H	Texas Southern	11	1
											268	H	Texas Southern	12	4
											268	N	Texas Southern	15	0
											284	A	Alcorn	9	4
											284	A	Alcorn	6	9
											284	A	Alcorn	13	2
											284	H	Alcorn	11	6
											284	H	Alcorn	16	4
											284	N	Alcorn	4	5
											293	A	Alabama A&M	9	3
					293	A	Alabama A&M	14	2						
						293	A	Alabama A&M	6	3					
						294	A	Southern U.	8	13					
						294	H	Southern U.	5	4					
						297	A	Mississippi Val.	6	0					
						297	A	Mississippi Val.	3	2					
						297	A	Mississippi Val.	5	3					
						297	A	Mississippi Val.							
<hr/>															
Non-Div. I Games:	Rust	17	4	Concordia (AL)	12	1	LeMoyne-Owen	14	1	Tougaloo	21	0			
	LeMoyne-Owen	17	2	Rust	9	2	Tougaloo	8	4	Concordia (AL)	18	5			

RPI	S	Opponent	Score	
297	H	Mississippi Val.	9	8
297	H	Mississippi Val.	9	2
297	H	Mississippi Val.	13	6

Jackson St.

J  
a  
c  
k  
s  
o  
n  
S  
t  
.

J  
a  
c  
k  
s  
o  
n  
S  
t  
.

[illegible]

**Non-Div. I Games:**

James Madison

RPI	S	Opponent	Score	
290	H	NJIT	20	6
290	H	NJIT	9	8
290	H	NJIT	14	2
290	H	NJIT	5	11
291	H	Coppin St.	16	2
291	H	Coppin St.	12	1

James Madison

J  
a  
m  
e  
s  
M  
a  
d  
i  
s  
o  
n

J  
a  
m  
e  
s  
M  
a  
d  
i  
s  
o  
n

Average RPI Win:	176	WON-LOST	WINNING	LAST 10	STRENGTH OF	OPP. STRENGTH	TEAM	ADJ	CONF.	ADJ CONF.				
Average RPI Loss:	101	RECORD	PCT. RANK	GAMES	SCHEDULE	OF SCHEDULE	RPI	RPI	RPI	RPI				
DIV. I ONLY		12-26-0	.31579	265	3-7-0	69	151	226	.46019	226	10	10		
DIV. I NON-CONF.		9-17-0	.34615	240	2-2-0	86	154	234	.45641	234	13	13		
<hr/>														
TOTALS	RPI 1-25	RPI 26-50		W-L RECORDS		RPI 51-100		RPI 101-150		RPI 150+				
12-26-0	0-3-0	0-3-0		OVERALL		2-8-0		2-8-0		8-4-0				
10-16-0	0-2-0	0-3-0		HOME		1-4-0		2-3-0		7-4-0				
2-10-0	0-1-0	0-0-0		AWAY		1-4-0		0-5-0		1-0-0				
0-0-0	0-0-0	0-0-0		NEUTRAL		0-0-0		0-0-0		0-0-0				
9-17-0	0-3-0	0-0-0		NON-CONFERENCE		1-6-0		2-5-0		6-3-0				
8-12-0	0-2-0	0-0-0		HOME		1-4-0		2-3-0		5-3-0				
1-5-0	0-1-0	0-0-		AWAY		0-2-0		0-2-0		1-0-0				
0-0-0	0-0-0	0-0-0		NEUTRAL		0-0-0		0-0-0		0-0-0				
3-9-0	0-0-0	0-3-0		CONFERENCE		1-2-0		0-3-0		2-1-0				
2-4-0	0-0-0	0-3-0		HOME		0-0-0		0-0-0		2-1-0				
1-5-0	0-0-0	0-0-0		AWAY		1-2-0		0-3-0		0-0-0				
0-0-0	0-0-0	0-0-0		NEUTRAL		0-0-0		0-0-0		0-0-0				
RPI	S	Opponent	Score		RPI	S	Opponent	Score		RPI	S	Opponent	Score	
14	H	Virginia	6	10	40	H	Mercer	5	6	58	H	Kansas	5	7
20	A	South Carolina	5	12	40	H	Mercer	1	2	65	H	Liberty	1	9
20	H	South Carolina	1	15	40	H	Mercer	3	5	66	H	Coastal Caro.	6	9
										70	A	Ga. Southern	0	1
										70	H	Ga. Southern	3	7
										84	A	Winthrop	4	6
										84	H	Winthrop	34	8
										97	A	Samford	4	7
										97	A	Samford	0	1
										97	A	Samford	8	6
											</			

Non-Div. I Games:

The Citadel

Average RPI Win:	187	WON-LOST RECORD	WINNING PCT. RANK	LAST 10 GAMES	STRENGTH OF SCHEDULE	OPP. STRENGTH OF SCHEDULE	TEAM RPI	ADJ RPI	CONF. RPI	ADJ CONF. RPI				
DIV. I ONLY		13-25-0	.34211	252	1-9-0	105	214	227	.45892	227	12	12		
DIV. I NON-CONF.		11-9-0	.55	114	1-1-0	228	261	215	.46902	214	11	11		
<hr/>														
TOTALS	RPI 1-25	RPI 26-50		W-L RECORDS		RPI 51-100		RPI 101-150		RPI 150+				
13-25-0	0-0-0	0-0-0		OVERALL		0-15-0		5-2-0		8-8-0				
12-8-0	0-0-0	0-0-0		HOME		0-3-0		4-0-0		8-5-0				
1-17-0	0-0-0	0-0-0		AWAY		0-12-0		1-2-0		0-3-0				
0-0-0	0-0-0	0-0-0		NEUTRAL		0-0-0		0-0-0		0-0-0				
11-9-0	0-0-0	0-0-0		NON-CONFERENCE		0-0-0		5-2-0		6-7-0				
10-4-0	0-0-0	0-0-0		HOME		0-0-0		4-0-0		6-4-0				
1-5-0	0-0-0	0-0-		AWAY		0-0-0		1-2-0		0-3-0				
0-0-0	0-0-0	0-0-0		NEUTRAL		0-0-0		0-0-0		0-0-0				
2-16-0	0-0-0	0-0-0		CONFERENCE		0-15-0		0-0-0		2-1-0				
2-4-0	0-0-0	0-0-0		HOME		0-3-0		0-0-0		2-1-0				
0-12-0	0-0-0	0-0-0		AWAY		0-12-0		0-0-0		0-0-0				
0-0-0	0-0-0	0-0-0		NEUTRAL		0-0-0		0-0-0		0-0-0				
RPI	S	Opponent	Score	RPI	S	Opponent	Score	RPI	S	Opponent	Score			
						60	A San Diego	4		10	104	A San Diego St.	5	1
						60	A San Diego	0		1	104	A San Diego St.	0	11
						60	A San Diego	5		9	104	A San Diego St.	5	11
						62	H BYU	1		12	123	H Washington St.	14	8
						62	H BYU	0		6	137	H Cal Poly	16	0
						62	H BYU	2		5	137	H Cal Poly	2	0
						69	A Gonzaga	4		9	137	H Cal Poly	8	3
						69	A Gonzaga	0		4	167	H Pepperdine	6	7
						69	A Gonzaga	0		9	167	H Pepperdine	4	1
						74	A Loyola Marymount	4		5	167	H Pepperdine	11	5
						74	A Loyola Marymount	7		8	173	A Fresno St.	4	10
						74	A Loyola Marymount	6		15	173	H Fresno St.	12	11
						81	A Saint Mary's (CA)	2		3	209	H Penn St.	6	1
						81	A Saint Mary's (CA)	9		15	209	H Penn St.	4	11
						81	A Saint Mary's (CA)	1		5	209	H Penn St.	2	11
											210	A Sacramento St.	1	9
											210	H Sacramento St.	2	5
											231	A San Jose St.	2	9
											231	H San Jose St.	12	10
											281	H Seattle U	13	4
											281	H Seattle U	4	17
											281	H Seattle U	7	5
											281	H Seattle U	4	3
LAST 10 GAMES														
						210	H Sacramento St.	2		5	60	A San Diego	4	10
						81	A Saint Mary's (CA)	2		3	60	A San Diego	0	1
						81	A Saint Mary's (CA)	1		5	60	A San Diego	5	9
						81	A Saint Mary's (CA)	9		15	62	H BYU	2	5
						173	H Fresno St.	12		11	62	H BYU	1	12

Non-Div. I Games:

Pacific



Average RPI Win: 194		WON-LOST	WINNING	LAST 10	STRENGTH OF		OPP. STRENGTH	TEAM	ADJ	CONF.	ADJ CONF.
Average RPI Loss: 105		RECORD	PCT. RANK	GAMES	SCHEDULE		OF SCHEDULE	RPI	RPI	RPI	RPI
DIV. I ONLY		16-28-0	.36364	245	4-6-0		149	137	228	.4588	228
DIV. I NON-CONF.		9-14-0	.3913	212	3-1-0		224	51	248	.44196	248
TOTALS		RPI 1-25	RPI 26-50		W-L RECORDS		RPI 51-100		RPI 101-150		RPI 150+
16-28-0		0-2-0	1-8-0		OVERALL		1-3-0		4-9-0		10-6-0
13-11-0		0-0-0	1-5-0		HOME		1-0-0		3-4-0		8-2-0
3-17-0		0-2-0	0-3-0		AWAY		0-3-0		1-5-0		2-4-0
0-0-0		0-0-0	0-0-0		NEUTRAL		0-0-0		0-0-0		0-0-0
9-14-0		0-2-0	1-2-0		NON-CONFERENCE		1-3-0		2-5-0		5-2-0
9-6-0		0-0-0	1-2-0		HOME		1-0-0		2-2-0		5-2-0
0-8-0		0-2-0	0-0-		AWAY		0-3-0		0-3-0		0-0-0
0-0-0		0-0-0	0-0-0		NEUTRAL		0-0-0		0-0-0		0-0-0
7-14-0		0-0-0	0-6-0		CONFERENCE		0-0-0		2-4-0		5-4-0
4-5-0		0-0-0	0-3-0		HOME		0-0-0		1-2-0		3-0-0
3-9-0		0-0-0	0-3-0		AWAY		0-0-0		1-2-0		2-4-0
0-0-0		0-0-0	0-0-0		NEUTRAL		0-0-0		0-0-0		0-0-0
RPI S	Opponent	Score	RPI S	Opponent	Score	RPI S	Opponent	Score	RPI S	Opponent	Score
5 A	Texas Tech	4 5	32 H	Cal St. Fullerton	0 5	81 A	Saint Mary's (CA)	3 7	102 A	Iowa	6 7
5 A	Texas Tech	2 5	32 H	Cal St. Fullerton	6 1	100 A	Arizona St.	4 5	102 A	Iowa	0 3
			32 H	Cal St. Fullerton	1 4	100 A	Arizona St.	3 5	102 A	Iowa	5 6
			42 A	New Mexico	4 13	100 H	Arizona St.	13 12	104 A	San Diego St.	5 13
			42 A	New Mexico	4 13				104 A	San Diego St.	5 10
			42 A	New Mexico	9 11				104 A	San Diego St.	5 3
			42 H	New Mexico	3 7				104 H	San Diego St.	7 3
			42 H	New Mexico	8 29				104 H	San Diego St.	3 16
			42 H	New Mexico	2 4				104 H	San Diego St.	6 20
									133 H	Grand Canyon	5 4
									133 H	Grand Canyon	8 10
									134 H	UC Riverside	9 11
									134 H	UC Riverside	8 7
									153 H	UC Davis	3 8
									222 A	Air Force	5 10
									222 A	Air Force	7 4
									222 A	Air Force	9 23
									222 H	Air Force	10 9
									222 H	Air Force	6 5
									222 H	Air Force	6 5
									231 A	San Jose St.	5 9
									231 A	San Jose St.	7 1
									231 A	San Jose St.	5 6
									264 H	Utah Valley	10 2
									277 H	Omaha	15 1
									277 H	Omaha	20 3
									277 H	Omaha	2 8
LAST 10 GAMES			280 H	Portland	4 1	100 H	Arizona St.	13 12			
			280 H	Portland	5 1	104 H	San Diego St.	3 16			
			42 A	New Mexico	9 11	104 H	San Diego St.	6 20			
			42 A	New Mexico	4 13	104 H	San Diego St.	7 3			
			42 A	New Mexico	4 13	100 A	Arizona St.	3 5			

Non-Div. I Games:

UNLV

RPI	S	Opponent	Score	
280	H	Portland	5	1
280	H	Portland	4	1

UNLV

U  
N  
L  
V

U  
N  
L  
V

Average RPI Win:	184	WON-LOST	WINNING	LAST 10	STRENGTH OF	OPP. STRENGTH	TEAM	ADJ	CONF.	ADJ CONF.		
Average RPI Loss:	112	RECORD	PCT. RANK	GAMES	SCHEDULE	OF SCHEDULE	RPI	RPI	RPI	RPI		
DIV. I ONLY		15-26-0	.36585	243	4-6-0	132	201	229	.4585	229	9	9
DIV. I NON-CONF.		9-14-0	.3913	212	2-1-0	102	269	209	.47153	209	10	10
<hr/>												
TOTALS	RPI 1-25	RPI 26-50		W-L RECORDS		RPI 51-100		RPI 101-150		RPI 150+		
15-26-0	0-0-0	0-7-0		OVERALL		0-5-0		8-10-0		7-4-0		
11-12-0	0-0-0	0-4-0		HOME		0-1-0		5-5-0		6-2-0		
3-14-0	0-0-0	0-3-0		AWAY		0-4-0		2-5-0		1-2-0		
1-0-0	0-0-0	0-0-0		NEUTRAL		0-0-0		1-0-0		0-0-0		
9-14-0	0-0-0	0-4-0		NON-CONFERENCE		0-5-0		5-4-0		4-1-0		
7-4-0	0-0-0	0-1-0		HOME		0-1-0		3-1-0		4-1-0		
1-10-0	0-0-0	0-0-		AWAY		0-4-0		1-3-0		0-0-0		
1-0-0	0-0-0	0-0-0		NEUTRAL		0-0-0		1-0-0		0-0-0		
6-12-0	0-0-0	0-3-0		CONFERENCE		0-0-0		3-6-0		3-3-0		
4-8-0	0-0-0	0-3-0		HOME		0-0-0		2-4-0		2-1-0		
2-4-0	0-0-0	0-0-0		AWAY		0-0-0		1-2-0		1-2-0		
0-0-0	0-0-0	0-0-0		NEUTRAL		0-0-0		0-0-0		0-0-0		
RPI	S	Opponent	Score	RPI	S	Opponent	Score	RPI	S	Opponent	Score	
36	A	Oklahoma	5 10	61	A	Missouri	8 11	112	H	Troy	6 7	
37	A	Louisiana Tech	2 4	94	A	Oral Roberts	3 4	112	H	Troy	3 6	
37	H	Louisiana Tech	6 10	94	A	Oral Roberts	4 10	112	H	Troy	10 3	
46	A	Ole Miss	4 5	94	A	Oral Roberts	3 8	118	A	UT Arlington	5 10	
49	H	Louisiana	3 5	94	H	Oral Roberts	1 8	118	A	UT Arlington	9 4	
49	H	Louisiana	4 9					118	A	UT Arlington	0 2	
49	H	Louisiana	4 7					119	H	Purdue	13 0	
								119	H	Purdue	4 6	
								119	H	Purdue	2 0	
								121	A	SFA	2 5	
								121	A	SFA	4 6	
								121	A	SFA	8 3	
								121	H	SFA	10 4	
								131	A	Central Ark.	3 12	
								131	N	Central Ark.	11 6	
								148	H	Appalachian St.	2 3	
								148	H	Appalachian St.	6 7	
								148	H	Appalachian St.	6 2	
								169	H	Texas St.	3 7	
								169	H	Texas St.	6 5	
								169	H	Texas St.	9 4	
								234	A	La.-Monroe	5 1	
								234	A	La.-Monroe	4 6	
								234	A	La.-Monroe	1 7	
								278	H	Ark.-Pine Bluff	1 2	
								299	H	Fort Wayne	17 2	
								299	H	Fort Wayne	5 1	
LAST 10 GAMES												
131	N	Central Ark.	11 6	118	A	UT Arlington	5 10	234	A	La.-Monroe	4 6	
49	H	Louisiana	3 5	118	A	UT Arlington	9 4	234	A	La.-Monroe	1 7	
49	H	Louisiana	4 7	118	A	UT Arlington	0 2	278	H	Ark.-Pine Bluff	1 2	
49	H	Louisiana	4 9	121	H	SFA	10 4	299	H	Fort Wayne	17 2	
37	H	Louisiana Tech	6 10	169	H	Texas St.	6 5	299	H	Fort Wayne	5 1	

**Non-Div. I Games:**

Little Rock

RPI	S	Opponent	Score	
299	H	Fort Wayne	9	5
299	H	Fort Wayne	3	2

Little Rock

L  
i  
t  
t  
l  
e  
R  
o  
c  
k

L  
i  
t  
t  
l  
e  
R  
o  
c  
k

UTRGV

Average RPI Win:	234	WON-LOST RECORD	WINNING PCT. RANK	LAST 10 GAMES	STRENGTH OF SCHEDULE	OPP. STRENGTH OF SCHEDULE	TEAM RPI	ADJ RPI	CONF. RPI	ADJ CONF. RPI									
DIV. I ONLY		20-22-0	.47619	162	4-6-0	231	237	230	.45795	230	25	25							
DIV. I NON-CONF.		16-11-0	.59259	89	2-0-0	225	224	168	.49035	168	26	26							
<hr/>																			
TOTALS	RPI 1-25	RPI 26-50		W-L RECORDS		RPI 51-100		RPI 101-150		RPI 150+									
20-22-0	0-2-0	0-4-0		OVERALL		0-0-0		2-7-0		18-9-0									
16-8-0	0-0-0	0-0-0		HOME		0-0-0		2-1-0		14-7-0									
4-14-0	0-2-0	0-4-0		AWAY		0-0-0		0-6-0		4-2-0									
0-0-0	0-0-0	0-0-0		NEUTRAL		0-0-0		0-0-0		0-0-0									
16-11-0	0-2-0	0-4-0		NON-CONFERENCE		0-0-0		2-1-0		14-4-0									
14-4-0	0-0-0	0-0-0		HOME		0-0-0		2-1-0		12-3-0									
2-7-0	0-2-0	0-0-		AWAY		0-0-0		0-0-0		2-1-0									
0-0-0	0-0-0	0-0-0		NEUTRAL		0-0-0		0-0-0		0-0-0									
4-11-0	0-0-0	0-0-0		CONFERENCE		0-0-0		0-6-0		4-5-0									
2-4-0	0-0-0	0-0-0		HOME		0-0-0		0-0-0		2-4-0									
2-7-0	0-0-0	0-0-0		AWAY		0-0-0		0-6-0		2-1-0									
0-0-0	0-0-0	0-0-0		NEUTRAL		0-0-0		0-0-0		0-0-0									
RPI	S	Opponent	Score		RPI	S	Opponent	Score		RPI	S	Opponent	Score						
11	A	TCU	2	18	31	A	Houston	2	11	113	A	New Mexico St.	4	7					
11	A	TCU	2	10	35	A	Texas	7	9	113	A	New Mexico St.	2	10					
					43	A	Texas A&M	4	7	113	A	New Mexico St.	5	15					
					43	A	Texas A&M	7	16	127	H	Lamar University	6	5					
										127	H	Lamar University	3	1					
										127	H	Lamar University	1	5					
										133	A	Grand Canyon	4	9					
										133	A	Grand Canyon	4	5					
										133	A	Grand Canyon	8	9					
										169	A	Texas St.	9	11					
										190	A	CSU Bakersfield	5	6					
										190	A	CSU Bakersfield	13	12					
										190	A	CSU Bakersfield	4	2					
										200	H	Buffalo	4	2					
										200	H	Buffalo	6	4					
										200	H	Buffalo	5	4					
										200	H	Buffalo	8	1					
										212	A	A&M-Corpus Christi	4	3					
										212	H	A&M-Corpus Christi	6	7					
										212	H	A&M-Corpus Christi	1	4					
										212	H	A&M-Corpus Christi	1	7					
					LAST 10 GAMES						261	A	Incarinate Word	6	4				
					261	A	Incarinate Word	6	4	281	H	Seattle U	12	9	264	H	Utah Valley	3	4
					133	A	Grand Canyon	8	9	281	H	Seattle U	7	6	264	H	Utah Valley	4	7
					133	A	Grand Canyon	4	5	281	H	Seattle U	5	6	264	H	Utah Valley	1	4
					133	A	Grand Canyon	4	9	113	A	New Mexico St.	5	15	268	H	Texas Southern	9	0
					212	A	A&M-Corpus Christi	4	3	113	A	New Mexico St.	4	7	268	H	Texas Southern	12	2

Non-Div. I Games: Arlington Baptist 7 3 Arlington Baptist 4 2

UTRGV

RPI	S	Opponent	Score	
268	H	Texas Southern	11	4
268	H	Texas Southern	5	4
281	H	Seattle U	7	6
281	H	Seattle U	12	9
281	H	Seattle U	5	6
285	H	Prairie View	10	3
285	H	Prairie View	11	0
285	H	Prairie View	6	1
285	H	Prairie View	4	0

UTRGV

U  
T  
R  
G  
V

U  
T  
R  
G  
V

Average RPI Win:		186	WON-LOST RECORD		WINNING PCT. RANK		LAST 10 GAMES		STRENGTH OF SCHEDULE		OPP. STRENGTH OF SCHEDULE		TEAM RPI		ADJ RPI		CONF. RPI		ADJ CONF. RPI	
DIV. I ONLY			14-24-1		.37179 241		2-7-1		177		108		231		.45751 231		19		19	
DIV. I NON-CONF.			7-12-0		.36842 230		1-2-0		129		74		205		.47258 204		15		15	
TOTALS		RPI 1-25		RPI 26-50		W-L RECORDS		RPI 51-100		RPI 101-150		RPI 150+								
14-24-1		0-1-0		1-7-1		OVERALL		3-1-0		0-3-0		10-12-0								
12-7-1		0-1-0		1-1-1		HOME		3-0-0		0-0-0		8-5-0								
2-17-0		0-0-0		0-6-0		AWAY		0-1-0		0-3-0		2-7-0								
0-0-0		0-0-0		0-0-0		NEUTRAL		0-0-0		0-0-0		0-0-0								
7-12-0		0-1-0		0-4-0		NON-CONFERENCE		3-1-0		0-0-0		4-6-0								
6-3-0		0-1-0		0-1-0		HOME		3-0-0		0-0-0		3-1-0								
1-9-0		0-0-0		0-0-		AWAY		0-1-0		0-0-0		1-5-0								
0-0-0		0-0-0		0-0-0		NEUTRAL		0-0-0		0-0-0		0-0-0								
7-12-1		0-0-0		1-3-1		CONFERENCE		0-0-0		0-3-0		6-6-0								
6-4-1		0-0-0		1-0-1		HOME		0-0-0		0-0-0		5-4-0								
1-8-0		0-0-0		0-3-0		AWAY		0-0-0		0-3-0		1-2-0								
0-0-0		0-0-0		0-0-0		NEUTRAL		0-0-0		0-0-0		0-0-0								
RPI	S	Opponent		Score		RPI	S	Opponent		Score		RPI	S	Opponent		Score				
18	H	Stanford		3	9	28	H	Michigan		2	6	62	H	BYU		3	2			
						32	A	Cal St. Fullerton		1	6	62	H	BYU		4	2			
						42	A	New Mexico		8	16	81	A	Saint Mary's (CA)		6	11			
						42	A	New Mexico		3	8	81	H	Saint Mary's (CA)		6	5			
						42	A	New Mexico		1	11									
						42	H	New Mexico		2	1									
						42	H	New Mexico		5	5									
						48	A	UCLA		2	3									
						48	A	UCLA		1	10									
						LAST 10 GAMES														
						81	H	Saint Mary's (CA)		6	5	223	A	Nevada		2	6			
						222	H	Air Force		5	9	223	A	Nevada		4	5			
						222	H	Air Force		7	9	223	A	Nevada		6	5			
						222	H	Air Force		6	12	18	H	Stanford		3	9			
						81	A	Saint Mary's (CA)		6	11	42	H	New Mexico		5	5			

Non-Div. I Games:

San Jose St.

R  
i  
d  
e  
r

Rider



RPI	S	Opponent	Score	
279	N	Delaware St.	4	2
290	H	NJIT	8	1
295	H	Lafayette	2	0
298	A	Saint Peter's	15	1
298	A	Saint Peter's	28	4
298	A	Saint Peter's	7	0

Rider

R  
i  
d  
e  
r

R  
i  
d  
e  
r

Average RPI Win: 268		WON-LOST	WINNING	LAST 10	STRENGTH OF		OPP. STRENGTH	TEAM	ADJ	CONF.	ADJ CONF.
Average RPI Loss: 170		RECORD	PCT. RANK	GAMES	SCHEDULE		OF SCHEDULE	RPI	RPI	RPI	RPI
DIV. I ONLY		21-15-0	.58333	86	9-1-0		284	283	233	.45669	233
DIV. I NON-CONF.		6-10-0	.375	227	1-0-0		231	161	246	.44432	246
TOTALS		RPI 1-25	RPI 26-50		W-L RECORDS		RPI 51-100		RPI 101-150		RPI 150+
21-15-0	0-0-0	0-3-0		OVERALL		0-2-0		1-1-0		20-9-0	
10-7-0	0-0-0	0-0-0		HOME		0-1-0		1-0-0		9-6-0	
11-8-0	0-0-0	0-3-0		AWAY		0-1-0		0-1-0		11-3-0	
0-0-0	0-0-0	0-0-0		NEUTRAL		0-0-0		0-0-0		0-0-0	
6-10-0	0-0-0	0-3-0		NON-CONFERENCE		0-2-0		1-1-0		5-4-0	
4-4-0	0-0-0	0-0-0		HOME		0-1-0		1-0-0		3-3-0	
2-6-0	0-0-0	0-0-		AWAY		0-1-0		0-1-0		2-1-0	
0-0-0	0-0-0	0-0-0		NEUTRAL		0-0-0		0-0-0		0-0-0	
15-5-0	0-0-0	0-0-0		CONFERENCE		0-0-0		0-0-0		15-5-0	
6-3-0	0-0-0	0-0-0		HOME		0-0-0		0-0-0		6-3-0	
9-2-0	0-0-0	0-0-0		AWAY		0-0-0		0-0-0		9-2-0	
0-0-0	0-0-0	0-0-0		NEUTRAL		0-0-0		0-0-0		0-0-0	
RPI S	Opponent	Score		RPI S	Opponent	Score		RPI S	Opponent	Score	
44 A	Tennessee	2	10	90 A	VCU	2	5	117 A	William & Mary	1	6
44 A	Tennessee	4	5	90 H	VCU	3	8	117 H	William & Mary	9	3
44 A	Tennessee	2	5					187 H	Niagara	1	6
								187 H	Niagara	0	4
								187 H	Niagara	0	9
								220 A	N.C. A&T	12	7
								220 H	N.C. A&T	3	4
								240 A	Towson	8	0
								240 A	Towson	0	5
								254 H	Villanova	11	3
								254 H	Villanova	4	1
								254 H	Villanova	12	7
								255 A	Richmond	10	8
								259 A	N.C. Central	4	8
								279 A	Delaware St.	6	4
								279 A	Delaware St.	3	2
								279 A	Delaware St.	3	19
								279 H	Delaware St.	3	1
								279 H	Delaware St.	4	5
								279 H	Delaware St.	1	3
								289 A	UMES	11	9
								289 A	UMES	10	4
								289 A	UMES	7	1
								289 H	UMES	8	2
								289 H	UMES	11	1
								289 H	UMES	5	3
								291 A	Coppin St.	16	2
LAST 10 GAMES											
259 A	N.C. Central	4	8	289 H	UMES	11	1	289 A	UMES	7	1
291 H	Coppin St.	8	4	289 H	UMES	8	2	289 H	UMES	8	2
291 H	Coppin St.	4	2	117 H	William & Mary	9	3	289 H	UMES	11	1
220 A	N.C. A&T	12	7	279 A	Delaware St.	6	4	289 H	UMES	5	3
289 H	UMES	5	3	279 A	Delaware St.	3	2	291 A	Coppin St.	16	2

Non-Div. I Games:

Norfolk St.

Norfolk St.

Norfolk  
S t .

Norfolk St.

Average RPI Win:	188	WON-LOST RECORD	WINNING PCT. RANK	LAST 10 GAMES		STRENGTH OF SCHEDULE	OPP. STRENGTH OF SCHEDULE	TEAM RPI	ADJ RPI	CONF. RPI	ADJ CONF. RPI
DIV. I ONLY		11-30-0	.26829 280	2-8-0		108	162	234	.45652 234	9	9
DIV. I NON-CONF.		6-17-0	.26087 264	1-0-0		114	189	235	.45639 235	10	10
<hr/>											
TOTALS	RPI 1-25		RPI 26-50	W-L RECORDS		RPI 51-100		RPI 101-150		RPI 150+	
11-30-0	0-4-0		0-1-0	OVERALL		2-7-0		0-3-0		9-15-0	
5-11-0	0-1-0		0-0-0	HOME		0-3-0		0-3-0		5-4-0	
6-19-0	0-3-0		0-1-0	AWAY		2-4-0		0-0-0		4-11-0	
0-0-0	0-0-0		0-0-0	NEUTRAL		0-0-0		0-0-0		0-0-0	
6-17-0	0-4-0		0-1-0	NON-CONFERENCE		1-2-0		0-0-0		5-10-0	
3-4-0	0-1-0		0-0-0	HOME		0-0-0		0-0-0		3-3-0	
3-13-0	0-3-0		0-0-	AWAY		1-2-0		0-0-0		2-7-0	
0-0-0	0-0-0		0-0-0	NEUTRAL		0-0-0		0-0-0		0-0-0	
5-13-0	0-0-0		0-0-0	CONFERENCE		1-5-0		0-3-0		4-5-0	
2-7-0	0-0-0		0-0-0	HOME		0-3-0		0-3-0		2-1-0	
3-6-0	0-0-0		0-0-0	AWAY		1-2-0		0-0-0		2-4-0	
0-0-0	0-0-0		0-0-0	NEUTRAL		0-0-0		0-0-0		0-0-0	
RPI S	Opponent	Score	RPI S	Opponent	Score	RPI S	Opponent	Score	RPI S	Opponent	Score
12 A	Arkansas	3 12	37 A	Louisiana Tech	3 12	53 H	South Ala.	1 4	118 H	UT Arlington	3 10
12 A	Arkansas	2 11				53 H	South Ala.	2 14	118 H	UT Arlington	2 10
22 A	McNeese	5 14				53 H	South Ala.	3 8	118 H	UT Arlington	4 6
22 H	McNeese	4 32				57 A	DBU	4 12	169 A	Texas St.	6 5
						57 A	DBU	8 3	169 A	Texas St.	5 9
						57 A	DBU	0 11	169 A	Texas St.	4 7
						70 A	Ga. Southern	0 9	172 H	Southern Ill.	6 2
						70 A	Ga. Southern	3 9	172 H	Southern Ill.	4 3
						70 A	Ga. Southern	5 4	172 H	Southern Ill.	0 9
									186 A	Arkansas St.	3 8
									186 A	Arkansas St.	5 3
									186 A	Arkansas St.	6 12
									192 A	UAB	2 3
									192 A	UAB	3 4
									192 A	UAB	3 4
									193 A	Alabama	3 4
									193 A	Alabama	2 6
									193 A	Alabama	3 10
									217 A	Northwestern St.	4 5
									217 H	Northwestern St.	2 11
									224 A	Jackson St.	10 2
									224 H	Jackson St.	0 2
									229 H	Little Rock	6 4
									229 H	Little Rock	1 5
									229 H	Little Rock	7 1
									282 A	Grambling	4 3
									282 H	Grambling	7 1
							</				

**Non-Div. I Games:**

La.-Monroe

Average RPI Win:	222	WON-LOST RECORD	WINNING PCT. RANK	LAST 10 GAMES	STRENGTH OF SCHEDULE	OPP. STRENGTH OF SCHEDULE	TEAM RPI	ADJ RPI	CONF. RPI	ADJ CONF. RPI	
Average RPI Loss:	155										
DIV. I ONLY	14-21-2	.40541	221	3-6-1	234	226	235	.45623	235	26	26
DIV. I NON-CONF.	9-14-2	.4	209	2-1-1	249	200	217	.46735	216	25	25
<hr/>											
TOTALS	RPI 1-25	RPI 26-50		W-L RECORDS	RPI 51-100		RPI 101-150		RPI 150+		
14-21-2	0-0-0	0-3-0		OVERALL	0-3-0		0-0-1		14-15-1		
4-8-1	0-0-0	0-0-0		HOME	0-0-0		0-0-1		4-8-0		
10-10-1	0-0-0	0-3-0		AWAY	0-0-0		0-0-0		10-7-1		
0-3-0	0-0-0	0-0-0		NEUTRAL	0-3-0		0-0-0		0-0-0		
<hr/>											
9-14-2	0-0-0	0-3-0		NON-CONFERENCE	0-3-0		0-0-1		9-8-1		
1-2-1	0-0-0	0-0-0		HOME	0-0-0		0-0-1		1-2-0		
8-9-1	0-0-0	0-0-		AWAY	0-0-0		0-0-0		8-6-1		
0-3-0	0-0-0	0-0-0		NEUTRAL	0-3-0		0-0-0		0-0-0		
<hr/>											
5-7-0	0-0-0	0-0-0		CONFERENCE	0-0-0		0-0-0		5-7-0		
3-6-0	0-0-0	0-0-0		HOME	0-0-0		0-0-0		3-6-0		
2-1-0	0-0-0	0-0-0		AWAY	0-0-0		0-0-0		2-1-0		
0-0-0	0-0-0	0-0-0		NEUTRAL	0-0-0		0-0-0		0-0-0		
<hr/>											
RPI S	Opponent	Score	RPI S	Opponent	Score	RPI S	Opponent	Score	RPI S	Opponent	Score
			29 A	UCF	6 17	86 N	Pittsburgh	2 8	115 H	Dartmouth	9 9
			29 A	UCF	2 7	86 N	Pittsburgh	5 11	152 H	Fairfield	0 19
			29 A	UCF	0 3	86 N	Pittsburgh	4 6	152 H	Fairfield	1 7
									152 H	Fairfield	0 2
									163 H	Canisius	2 7
									163 H	Canisius	8 3
									163 H	Canisius	2 4
									165 A	Davidson	8 11
									165 A	Davidson	8 4
									171 A	Holy Cross	8 3
									196 A	Murray St.	3 11
									196 A	Murray St.	8 3
									196 A	Murray St.	9 8
									198 A	Stetson	0 9
									198 A	Stetson	6 10
									201 H	Central Conn. St.	5 4
									208 H	Monmouth	6 5
									208 H	Monmouth	0 11
									208 H	Monmouth	5 4
									218 A	Ohio	4 7
									218 A	Ohio	4 2
									218 A	Ohio	4 6
									236 H	Fordham	3 11
									237 H	Army West Point	4 9
									253 A	Manhattan	2 1
									253 A	Manhattan	12 1
									253 A	Manhattan	4 5
<hr/>											
LAST 10 GAMES											
			115 H	Dartmouth	9 9	201 H	Central Conn. St.	5 4			
			152 H	Fairfield	0 19	163 H	Canisius	2 7			
			152 H	Fairfield	0 2	163 H	Canisius	2 4			
			152 H	Fairfield	1 7	163 H	Canisius	8 3			
			171 A	Holy Cross	8 3	237 H	Army West Point	4 9			

Non-Div. I Games:

Siena

RPI	S	Opponent	Score	
288	A	Fairleigh Dickinson	9	7
292	A	NYIT	6	0
292	A	NYIT	5	5
292	A	NYIT	5	3

Siena

S  
i  
e  
n  
a

S  
i  
e  
n  
a

Average RPI Win: 238		WON-LOST	WINNING	LAST 10	STRENGTH OF		OPP. STRENGTH	TEAM	ADJ	CONF.	ADJ CONF.
Average RPI Loss: 134		RECORD	PCT. RANK	GAMES	SCHEDULE		OF SCHEDULE	RPI	RPI	RPI	RPI
DIV. I ONLY		18-19-0	.48649	161	4-6-0		241	250	236	.45617	236
DIV. I NON-CONF.		11-12-0	.47826	172	1-3-0		243	264	232	.4565	232
TOTALS		RPI 1-25	RPI 26-50		W-L RECORDS		RPI 51-100		RPI 101-150		RPI 150+
18-19-0	0-3-0	0-0-0		OVERALL		0-4-0		1-3-0		17-9-0	
13-7-0	0-0-0	0-0-0		HOME		0-4-0		0-1-0		13-2-0	
4-9-0	0-3-0	0-0-0		AWAY		0-0-0		1-2-0		3-4-0	
1-3-0	0-0-0	0-0-0		NEUTRAL		0-0-0		0-0-0		1-3-0	
11-12-0	0-3-0	0-0-0		NON-CONFERENCE		0-1-0		1-3-0		10-5-0	
8-3-0	0-0-0	0-0-0		HOME		0-1-0		0-1-0		8-1-0	
2-6-0	0-3-0	0-0-		AWAY		0-0-0		1-2-0		1-1-0	
1-3-0	0-0-0	0-0-0		NEUTRAL		0-0-0		0-0-0		1-3-0	
7-7-0	0-0-0	0-0-0		CONFERENCE		0-3-0		0-0-0		7-4-0	
5-4-0	0-0-0	0-0-0		HOME		0-3-0		0-0-0		5-1-0	
2-3-0	0-0-0	0-0-0		AWAY		0-0-0		0-0-0		2-3-0	
0-0-0	0-0-0	0-0-0		NEUTRAL		0-0-0		0-0-0		0-0-0	
RPI S	Opponent	Score		RPI S	Opponent	Score		RPI S	Opponent	Score	
23 A	Long Beach St.	0	6					124 A	Houston Baptist	4	3
23 A	Long Beach St.	1	7					124 A	Houston Baptist	5	13
23 A	Long Beach St.	4	8					124 A	Houston Baptist	6	7
								135 H	Columbia	1	6
								152 A	Fairfield	3	6
								161 A	Saint Louis	0	10
								161 A	Saint Louis	7	1
								163 N	Canisius	6	5
								163 N	Canisius	0	4
								163 N	Canisius	1	2
								163 N	Canisius	3	5
								211 H	Albany (NY)	7	3
								221 A	George Mason	6	5
								221 A	George Mason	4	8
								221 A	George Mason	0	2
								235 A	Siena	11	3
								242 H	Saint Joseph's	4	3
								242 H	Saint Joseph's	5	0
								242 H	Saint Joseph's	2	1
								253 H	Manhattan	2	4
								253 H	Manhattan	8	4
								260 H	Sacred Heart	2	1
								260 H	Sacred Heart	8	1
								260 H	Sacred Heart	1	0
								270 H	Iona	10	3
								271 H	La Salle	4	3
								271 H	La Salle	5	2
LAST 10 GAMES											
59 H	Yale	4	8	152 A	Fairfield	3	6				
90 H	VCU	3	4	242 H	Saint Joseph's	2	1				
90 H	VCU	0	3	242 H	Saint Joseph's	5	0				
90 H	VCU	2	3	242 H	Saint Joseph's	4	3				
135 H	Columbia	1	6	235 A	Siena	11	3				

Non-Div. I Games:

Fordham

RPI	S	Opponent	Score	
271	H	La Salle	6	7
298	H	Saint Peter's	5	2
298	H	Saint Peter's	7	5

Fordham

F  
o  
r  
d  
h  
a  
m

F  
o  
r  
d  
h  
a  
m



Average RPI Win: 216		WON-LOST	WINNING	LAST 10	STRENGTH OF		OPP. STRENGTH	TEAM	ADJ	CONF.	ADJ CONF.
Average RPI Loss: 182		RECORD	PCT. RANK	GAMES	SCHEDULE		OF SCHEDULE	RPI	RPI	RPI	RPI
DIV. I ONLY		21-24-0	.46667	179	5-5-0		272	245	237	.4559	237
DIV. I NON-CONF.		13-16-0	.44828	191	3-0-0		267	192	223	.46359	223
TOTALS		RPI 1-25	RPI 26-50		W-L RECORDS		RPI 51-100		RPI 101-150		RPI 150+
21-24-0		0-2-0	0-0-0		OVERALL		1-0-0		2-2-0		18-20-0
5-7-0		0-0-0	0-0-0		HOME		0-0-0		0-0-0		5-7-0
11-10-0		0-2-0	0-0-0		AWAY		1-0-0		1-2-0		9-6-0
5-7-0		0-0-0	0-0-0		NEUTRAL		0-0-0		1-0-0		4-7-0
13-16-0		0-2-0	0-0-0		NON-CONFERENCE		1-0-0		2-2-0		10-12-0
3-1-0		0-0-0	0-0-0		HOME		0-0-0		0-0-0		3-1-0
5-8-0		0-2-0	0-0-		AWAY		1-0-0		1-2-0		3-4-0
5-7-0		0-0-0	0-0-0		NEUTRAL		0-0-0		1-0-0		4-7-0
8-8-0		0-0-0	0-0-0		CONFERENCE		0-0-0		0-0-0		8-8-0
2-6-0		0-0-0	0-0-0		HOME		0-0-0		0-0-0		2-6-0
6-2-0		0-0-0	0-0-0		AWAY		0-0-0		0-0-0		6-2-0
0-0-0		0-0-0	0-0-0		NEUTRAL		0-0-0		0-0-0		0-0-0
RPI S	Opponent	Score		RPI S	Opponent	Score		RPI S	Opponent	Score	
17 A	LSU	0	6					78 A	Tulane	7	4
17 A	LSU	0	9					122 A	Duke	5	8
								122 A	Duke	9	5
								122 A	Duke	1	5
								143 N	Marist	4	1
								157 A	High Point	2	3
								157 A	High Point	2	4
								157 A	High Point	7	3
								171 H	Holy Cross	1	6
								171 H	Holy Cross	0	2
								171 H	Holy Cross	1	16
								171 H	Holy Cross	9	2
								179 A	Presbyterian	9	5
								179 A	Presbyterian	0	9
								179 A	Presbyterian	4	13
								188 N	Alabama St.	13	6
								188 N	Alabama St.	5	4
								191 H	Navy	6	10
								191 H	Navy	2	7
								191 H	Navy	9	2
								191 H	Navy	3	7
								206 N	Harvard	5	11
								206 N	Harvard	4	11
								206 N	Harvard	9	17
								206 N	Harvard	8	7
								211 H	Albany (NY)	13	10
								215 N	Georgia St.	0	3
								215 N	Georgia St.	2	5
LAST 10 GAMES				LAST 10 GAMES				LAST 10 GAMES			
143 N	Marist	4	1	292 H	NYIT	8	3	206 N	Harvard	9	17
191 H	Navy	6	10	211 H	Albany (NY)	13	10	206 N	Harvard	8	7
191 H	Navy	2	7	171 H	Holy Cross	1	6	211 H	Albany (NY)	13	10
191 H	Navy	9	2	171 H	Holy Cross	9	2	215 N	Georgia St.	0	3
191 H	Navy	3	7	171 H	Holy Cross	1	16	215 N	Georgia St.	2	5

Non-Div. I Games:

Army West Point

RPI	S	Opponent	Score	
222	N	Air Force	7	8
235	A	Siena	9	4
253	H	Manhattan	6	8
253	H	Manhattan	7	5
256	A	Bucknell	10	1
256	A	Bucknell	7	4
256	A	Bucknell	16	14
256	A	Bucknell	5	10
263	N	Bowling Green	5	0
263	N	Bowling Green	0	5
292	H	NYIT	8	3
295	A	Lafayette	5	4
295	A	Lafayette	10	5
295	A	Lafayette	6	10
295	A	Lafayette	10	9

Army West Point

A  
r  
m  
y  
W  
e  
s  
t  
P  
o  
i  
n  
t

A  
r  
m  
y  
W  
e  
s  
t  
P  
o  
i  
n  
t

Average RPI Win:	160	WON-LOST	WINNING	LAST 10	STRENGTH OF	OPP. STRENGTH	TEAM	ADJ	CONF.	ADJ CONF.	
Average RPI Loss:	142	RECORD	PCT. RANK	GAMES	SCHEDULE	OF SCHEDULE	RPI	RPI	RPI	RPI	
DIV. I ONLY		12-21-0	.36364 245	3-7-0	171	199	238	.4555 238	14	14	
DIV. I NON-CONF.		7-10-0	.41176 207	1-1-0	92	211	176	.48581 176	9	9	
<hr/>											
TOTALS	RPI 1-25	RPI 26-50		W-L RECORDS		RPI 51-100		RPI 101-150		RPI 150+	
12-21-0	0-0-0	0-4-0		OVERALL		0-0-0		6-6-0		6-11-0	
8-8-0	0-0-0	0-0-0		HOME		0-0-0		3-3-0		5-5-0	
4-13-0	0-0-0	0-4-0		AWAY		0-0-0		3-3-0		1-6-0	
0-0-0	0-0-0	0-0-0		NEUTRAL		0-0-0		0-0-0		0-0-0	
7-10-0	0-0-0	0-4-0		NON-CONFERENCE		0-0-0		3-1-0		4-5-0	
6-2-0	0-0-0	0-0-0		HOME		0-0-0		3-1-0		3-1-0	
1-8-0	0-0-0	0-0-		AWAY		0-0-0		0-0-0		1-4-0	
0-0-0	0-0-0	0-0-0		NEUTRAL		0-0-0		0-0-0		0-0-0	
5-11-0	0-0-0	0-0-0		CONFERENCE		0-0-0		3-5-0		2-6-0	
2-6-0	0-0-0	0-0-0		HOME		0-0-0		0-2-0		2-4-0	
3-5-0	0-0-0	0-0-0		AWAY		0-0-0		3-3-0		0-2-0	
0-0-0	0-0-0	0-0-0		NEUTRAL		0-0-0		0-0-0		0-0-0	
RPI S	Opponent	Score	RPI S	Opponent	Score	RPI S	Opponent	Score	RPI S	Opponent	Score
			43 A	Texas A&M	4 6				107 A	Cornell	8 1
			43 A	Texas A&M	2 3				107 A	Cornell	7 4
			43 A	Texas A&M	1 5				115 A	Dartmouth	1 3
			50 A	Rhode Island	2 5				115 A	Dartmouth	1 7
									115 A	Dartmouth	1 5
									115 A	Dartmouth	9 8
									129 H	Bryant	5 4
									129 H	Bryant	4 3
									129 H	Bryant	2 7
									129 H	Bryant	5 3
									135 H	Columbia	1 3
									135 H	Columbia	5 9
									155 A	UMass Lowell	8 7
									155 A	UMass Lowell	0 3
									168 A	Nicholls St.	1 3
									168 A	Nicholls St.	1 4
									168 A	Nicholls St.	3 4
									180 A	Princeton	5 11
									180 A	Princeton	2 3
									199 H	Penn	8 6
									199 H	Penn	2 4
									206 H	Harvard	6 7
									206 H	Harvard	2 3
									206 H	Harvard	3 4
									206 H	Harvard	7 3
									211 H	Albany (NY)	13 5
									219 H	Georgetown	2 0
			LAST 10 GAMES								
			206 H	Harvard	3 4	155 A	UMass Lowell	0 3	206 H	Harvard	2 3
			206 H	Harvard	6 7	115 A	Dartmouth	1 3	206 H	Harvard	3 4
			206 H	Harvard	2 3	115 A	Dartmouth	9 8	206 H	Harvard	7 3
			206 H	Harvard	7 3	115 A	Dartmouth	1 5	211 H	Albany (NY)	13 5
			155 A	UMass Lowell	8 7	115 A	Dartmouth	1 7	219 H	Georgetown	2 0

Non-Div. I Games:

Brown

RPI	S	Opponent	Score	
219	H	Georgetown	2	3
219	H	Georgetown	11	10

Brown

B  
r  
o  
w  
n

B  
r  
o  
w  
n

Average RPI Win:	245	WON-LOST	WINNING	LAST 10	STRENGTH OF	OPP. STRENGTH	TEAM	ADJ	CONF.	ADJ CONF.	
Average RPI Loss:	149	RECORD	PCT. RANK	GAMES	SCHEDULE	OF SCHEDULE	RPI	RPI	RPI	RPI	
DIV. I ONLY	12-19-0	.3871	233	3-7-0	223	273	239	.45492	239	29	29
DIV. I NON-CONF.	3-10-0	.23077	271	0-2-0	154	131	243	.44658	242	29	29
<hr/>											
TOTALS	RPI 1-25	RPI 26-50		W-L RECORDS		RPI 51-100		RPI 101-150		RPI 150+	
12-19-0	0-0-0	1-2-0		OVERALL		1-7-0		0-1-0		10-9-0	
4-2-0	0-0-0	0-0-0		HOME		1-2-0		0-0-0		3-0-0	
6-13-0	0-0-0	1-2-0		AWAY		0-5-0		0-1-0		5-5-0	
2-4-0	0-0-0	0-0-0		NEUTRAL		0-0-0		0-0-0		2-4-0	
<hr/>											
3-10-0	0-0-0	1-2-0		NON-CONFERENCE		0-2-0		0-1-0		2-5-0	
0-0-0	0-0-0	0-0-0		HOME		0-0-0		0-0-0		0-0-0	
1-6-0	0-0-0	1-0-		AWAY		0-2-0		0-1-0		0-1-0	
2-4-0	0-0-0	0-0-0		NEUTRAL		0-0-0		0-0-0		2-4-0	
<hr/>											
9-9-0	0-0-0	0-0-0		CONFERENCE		1-5-0		0-0-0		8-4-0	
4-2-0	0-0-0	0-0-0		HOME		1-2-0		0-0-0		3-0-0	
5-7-0	0-0-0	0-0-0		AWAY		0-3-0		0-0-0		5-4-0	
0-0-0	0-0-0	0-0-0		NEUTRAL		0-0-0		0-0-0		0-0-0	
<hr/>											
RPI	S	Opponent	Score	RPI	S	Opponent	Score	RPI	S	Opponent	Score
				41	A	Oklahoma St.	2 1	63	A	Minnesota	2 5
				41	A	Oklahoma St.	3 8	63	A	Minnesota	5 7
				41	A	Oklahoma St.	3 6	94	A	Oral Roberts	5 11
								94	A	Oral Roberts	6 7
								94	A	Oral Roberts	2 6
								94	H	Oral Roberts	6 8
								94	H	Oral Roberts	5 2
								94	H	Oral Roberts	5 14
					</						

Average RPI Win:		230	WON-LOST RECORD		WINNING PCT. RANK		LAST 10 GAMES		STRENGTH OF SCHEDULE		OPP. STRENGTH OF SCHEDULE		TEAM RPI		ADJ RPI		CONF. RPI		ADJ CONF. RPI								
Average RPI Loss:		158																									
DIV. I ONLY			15-23-0		.39474 227		3-7-0		207		259		240		.45449 240		21		21								
DIV. I NON-CONF.			12-14-0		.46154 181		2-2-0		167		286		175		.48596 175		23		23								
TOTALS		RPI 1-25		RPI 26-50		W-L RECORDS		RPI 51-100		RPI 101-150		RPI 150+															
15-23-0		0-2-0		0-0-0		OVERALL		0-3-0		0-7-0		15-11-0															
8-7-0		0-0-0		0-0-0		HOME		0-0-0		0-4-0		8-3-0															
7-14-0		0-2-0		0-0-0		AWAY		0-3-0		0-3-0		7-5-0															
0-2-0		0-0-0		0-0-0		NEUTRAL		0-0-0		0-0-0		0-2-0															
12-14-0		0-2-0		0-0-0		NON-CONFERENCE		0-3-0		0-1-0		12-8-0															
7-2-0		0-0-0		0-0-0		HOME		0-0-0		0-1-0		7-1-0															
5-10-0		0-2-0		0-0-		AWAY		0-3-0		0-0-0		5-5-0															
0-2-0		0-0-0		0-0-0		NEUTRAL		0-0-0		0-0-0		0-2-0															
3-9-0		0-0-0		0-0-0		CONFERENCE		0-0-0		0-6-0		3-3-0															
1-5-0		0-0-0		0-0-0		HOME		0-0-0		0-3-0		1-2-0															
2-4-0		0-0-0		0-0-0		AWAY		0-0-0		0-3-0		2-1-0															
0-0-0		0-0-0		0-0-0		NEUTRAL		0-0-0		0-0-0		0-0-0															
RPI	S	Opponent		Score		RPI	S	Opponent		Score		RPI	S	Opponent		Score											
14	A	Virginia		4	8							83	A	East Carolina		4	9	107	H	Cornell		14	27				
14	A	Virginia		2	3							83	A	East Carolina		7	12	140	A	Col. of Charleston		0	5				
												83	A	East Carolina		5	8	140	A	Col. of Charleston		3	16				
																		140	A	Col. of Charleston		1	8				
																		149	H	Northeastern		5	7				
																		149	H	Northeastern		3	5				
																		149	H	Northeastern		2	5				
																		155	N	UMass Lowell		8	10				
																		156	H	Elon		1	8				
																		156	H	Elon		4	5				
																		156	H	Elon		11	10				
																		173	A	CSUN		7	2				
																		173	A	CSUN		4	1				
																		173	A	CSUN		6	5				
																		173	A	CSUN		5	11				
																		181	A	UMBC		7	3				
																		191	A	Navy		6	11				
																		203	A	George Washington		4	13				
																		203	H	George Washington		8	4				
																		221	A	George Mason		14	2				
																		233	H	Norfolk St.		5	0				
																		233	H	Norfolk St.		0	8				
						LAST 10 GAMES												270	N	Iona		1	3				
						140 A Col. of Charleston						1	8	156 H Elon						1	8	272	A	Hofstra		5	11
						140 A Col. of Charleston						0	5	156 H Elon						4	5	272	A	Hofstra		12	6
						140 A Col. of Charleston						3	16	156 H Elon						11	10	272	A	Hofstra		10	2
						203 H George Washington						8	4	279 H Delaware St.						7	6	276	H	Wagner		3	2
						289 A UMES						4	10	191 A Navy						6	11						

Non-Div. I Games:

Towson

RPI	S	Opponent	Score	
276	H	Wagner	2	1
276	H	Wagner	6	3
279	A	Delaware St.	1	8
279	H	Delaware St.	7	6
289	A	UMES	4	10
291	H	Coppin St.	7	5

Towson

T  
O  
W  
S  
O  
N

T  
O  
W  
S  
O  
N

Average RPI Win: 198		WON-LOST RECORD		WINNING PCT. RANK		LAST 10 GAMES		STRENGTH OF SCHEDULE		OPP. STRENGTH OF SCHEDULE		TEAM RPI		ADJ RPI		CONF. RPI		ADJ CONF. RPI	
DIV. I ONLY		19-23-0		.45238 187		3-7-0		226		184		241		.45423 241		18		18	
DIV. I NON-CONF.		13-14-0		.48148 168		2-2-0		248		195		236		.45509 236		20		20	
TOTALS		RPI 1-25		RPI 26-50		W-L RECORDS		RPI 51-100		RPI 101-150		RPI 150+							
19-23-0		0-1-0		0-0-0		OVERALL		1-4-0		1-2-0		17-16-0							
11-15-0		0-0-0		0-0-0		HOME		0-1-0		0-1-0		11-13-0							
8-6-0		0-1-0		0-0-0		AWAY		1-2-0		1-0-0		6-3-0							
0-2-0		0-0-0		0-0-0		NEUTRAL		0-1-0		0-1-0		0-0-0							
13-14-0		0-1-0		0-0-0		NON-CONFERENCE		1-4-0		1-2-0		11-7-0							
8-9-0		0-0-0		0-0-0		HOME		0-1-0		0-1-0		8-7-0							
5-3-0		0-1-0		0-0-		AWAY		1-2-0		1-0-0		3-0-0							
0-2-0		0-0-0		0-0-0		NEUTRAL		0-1-0		0-1-0		0-0-0							
6-9-0		0-0-0		0-0-0		CONFERENCE		0-0-0		0-0-0		6-9-0							
3-6-0		0-0-0		0-0-0		HOME		0-0-0		0-0-0		3-6-0							
3-3-0		0-0-0		0-0-0		AWAY		0-0-0		0-0-0		3-3-0							
0-0-0		0-0-0		0-0-0		NEUTRAL		0-0-0		0-0-0		0-0-0							
RPI S	Opponent	Score		RPI S	Opponent	Score		RPI S	Opponent	Score		RPI S	Opponent	Score					
3 A	North Carolina	1	7					52 A	North Carolina St.	9	8	107 N	Cornell	2	3				
								70 A	Ga. Southern	2	8	120 A	Virginia Tech	15	8				
								70 A	Ga. Southern	8	9	122 H	Duke	10	12				
								82 N	Michigan St.	1	3	157 A	High Point	4	10				
								83 H	East Carolina	0	10	157 A	High Point	9	7				
												157 A	High Point	7	9				
												159 A	Gardner-Webb	7	2				
												159 A	Gardner-Webb	9	10				
												159 A	Gardner-Webb	8	6				
												164 H	Ohio St.	7	2				
												164 H	Ohio St.	6	7				
												164 H	Ohio St.	1	7				
												177 H	Radford	5	8				
												177 H	Radford	0	2				
												177 H	Radford	4	7				
												183 A	UNCW	4	2				
												183 H	UNCW	12	5				
												195 H	Charleston So.	6	12				
												195 H	Charleston So.	3	2				
												195 H	Charleston So.	6	0				
												197 H	UNC Asheville	9	11				
												197 H	UNC Asheville	9	7				
												197 H	UNC Asheville	5	10				
												232 H	Rider	7	12				
												232 H	Rider	7	5				
												244 H	Quinnipiac	5	7				
												244 H	Quinnipiac	11	6				
LAST 10 GAMES																			
3 A	North Carolina	1	7	259 A	N.C. Central	4	2	177 H	Radford	4	7	232 H	Rider	7	12				
183 H	UNCW	12	5	177 H	Radford	5	8	232 H	Radford	0	2	244 H	Quinnipiac	5	7				
197 H	UNC Asheville	9	11	177 H	Radford	10	12	244 H	Duke	10	12	244 H	Quinnipiac	11	6				
197 H	UNC Asheville	9	7																
197 H	UNC Asheville	5	10																

Non-Div. I Games:

Campbell



RPI	S	Opponent	Score	
244	H	Quinnipiac	10	7
247	H	Northern Ky.	8	5
247	H	Northern Ky.	12	5
247	H	Northern Ky.	3	5
255	A	Richmond	5	4
259	A	N.C. Central	4	2
267	H	Evansville	2	6
267	H	Evansville	8	1
267	H	Evansville	9	13

Campbell

C  
a  
m  
p  
b  
e  
l  
l

C  
a  
m  
p  
b  
e  
l  
l






RPI	S	Opponent	Score	
295	H	Lafayette	11	1

Saint Joseph's

S  
a  
i  
n  
t  
J  
o  
s  
e  
p  
h  
'  
s

S  
a  
i  
n  
t  
J  
o  
s  
e  
p  
h  
'  
s

**Non-Div. I Games:**

 Tie,  Loss,  Non-Conf, S Site, H Home, A Away, N Neutral Page 332

Average RPI Win:	188	WON-LOST	WINNING	LAST 10	STRENGTH OF	OPP. STRENGTH	TEAM	ADJ	CONF.	ADJ CONF.	
Average RPI Loss:	180	RECORD	PCT. RANK	GAMES	SCHEDULE	OF SCHEDULE	RPI	RPI	RPI	RPI	
DIV. I ONLY	14-23-0	.37838	236	4-6-0	256	228	245	.45189	244	26	26
DIV. I NON-CONF.	7-15-0	.31818	246	0-3-0	173	155	197	.47776	196	25	25
TOTALS	RPI 1-25	RPI 26-50	W-L RECORDS	RPI 51-100	RPI 101-150	RPI 150+					
14-23-0	0-1-0	0-2-0	OVERALL	4-1-0	3-1-0	7-18-0					
6-1-0	0-0-0	0-0-0	HOME	0-0-0	3-1-0	3-0-0					
7-20-0	0-1-0	0-2-0	AWAY	3-1-0	0-0-0	4-16-0					
1-2-0	0-0-0	0-0-0	NEUTRAL	1-0-0	0-0-0	0-2-0					
7-15-0	0-1-0	0-2-0	NON-CONFERENCE	4-1-0	0-1-0	3-10-0					
0-1-0	0-0-0	0-0-0	HOME	0-0-0	0-1-0	0-0-0					
6-12-0	0-1-0	0-0-	AWAY	3-1-0	0-0-0	3-8-0					
1-2-0	0-0-0	0-0-0	NEUTRAL	1-0-0	0-0-0	0-2-0					
7-8-0	0-0-0	0-0-0	CONFERENCE	0-0-0	3-0-0	4-8-0					
6-0-0	0-0-0	0-0-0	HOME	0-0-0	3-0-0	3-0-0					
1-8-0	0-0-0	0-0-0	AWAY	0-0-0	0-0-0	1-8-0					
0-0-0	0-0-0	0-0-0	NEUTRAL	0-0-0	0-0-0	0-0-0					
RPI S	Opponent	Score	RPI S	Opponent	Score	RPI S	Opponent	Score	RPI S	Opponent	Score
10 A	Wake Forest	1 2	45 A	UConn	3 4	68 N	Kent St.	4 2	129 H	Bryant	6 7
			50 A	Rhode Island	5 15	93 A	UTSA	1 12	143 H	Marist	2 0
						93 A	UTSA	12 10	143 H	Marist	7 4
						93 A	UTSA	5 4	143 H	Marist	4 2
						93 A	UTSA	8 7	159 A	Gardner-Webb	2 5
									160 N	Hartford	4 6
									177 N	Radford	0 4
									187 A	Niagara	2 10
									187 A	Niagara	8 17
									187 A	Niagara	1 2
									189 A	VMI	5 9
									189 A	VMI	7 13
									189 A	VMI	8 5
									201 A	Central Conn. St.	3 6
									208 A	Monmouth	0 12
									208 A	Monmouth	4 9
									208 A	Monmouth	7 17
									241 A	Campbell	6 11
									241 A	Campbell	7 5
									241 A	Campbell	7 10
									265 A	USC Upstate	3 5
									265 A	USC Upstate	3 5
									265 A	USC Upstate	11 3
									270 A	Iona	1 0
									270 A	Iona	4 12
									270 A	Iona	1 2
									270 A	Iona	1 2
									298 H	Saint Peter's	13 1

Non-Div. I Games:

Quinnipiac

Quinnipiac

Average RPI Win: 229		WON-LOST RECORD	WINNING PCT. RANK	LAST 10 GAMES	STRENGTH OF SCHEDULE	OPP. STRENGTH OF SCHEDULE	TEAM RPI	ADJ RPI		CONF. RPI	ADJ CONF. RPI	
Average RPI Loss: 166												
DIV. I ONLY		17-22-0	.4359	200	1-9-0	213	266	246	.4501	245	16	16
DIV. I NON-CONF.		11-7-0	.61111	74	0-2-0	292	295	237	.45444	237	19	19
<hr/>												
TOTALS		RPI 1-25		RPI 26-50		W-L RECORDS		RPI 51-100		RPI 101-150		RPI 150+
17-22-0		0-0-0		0-0-0		OVERALL		0-6-0		2-5-0		15-11-0
12-8-0		0-0-0		0-0-0		HOME		0-0-0		2-2-0		10-6-0
3-12-0		0-0-0		0-0-0		AWAY		0-6-0		0-3-0		3-3-0
2-2-0		0-0-0		0-0-0		NEUTRAL		0-0-0		0-0-0		2-2-0
11-7-0		0-0-0		0-0-0		NON-CONFERENCE		0-0-0		0-1-0		11-6-0
6-2-0		0-0-0		0-0-0		HOME		0-0-0		0-1-0		6-1-0
3-3-0		0-0-0		0-0-		AWAY		0-0-0		0-0-0		3-3-0
2-2-0		0-0-0		0-0-0		NEUTRAL		0-0-0		0-0-0		2-2-0
6-15-0		0-0-0		0-0-0		CONFERENCE		0-6-0		2-4-0		4-5-0
6-6-0		0-0-0		0-0-0		HOME		0-0-0		2-1-0		4-5-0
0-9-0		0-0-0		0-0-0		AWAY		0-6-0		0-3-0		0-0-0
0-0-0		0-0-0		0-0-0		NEUTRAL		0-0-0		0-0-0		0-0-0
RPI	S	Opponent	Score	RPI	S	Opponent	Score	RPI	S	Opponent	Score	
								91	A	Morehead St.	4	16
								91	A	Morehead St.	3	16
								91	A	Morehead St.	15	28
								95	A	Tennessee Tech	7	11
								95	A	Tennessee Tech	8	13
								95	A	Tennessee Tech	2	3
										145	A	Belmont
										145	A	Belmont
										145	A	Belmont
										161	H	Saint Louis
										184	H	UT Martin
										184	H	UT Martin
										184	H	UT Martin
										196	H	Murray St.
										196	H	Murray St.
										196	H	Murray St.
										213	H	Eastern Ky.
										213	H	Eastern Ky.
										213	H	Eastern Ky.
										218	N	Ohio
										218	N	Ohio
										218	N	Ohio
										218	N	Ohio
										218	N	Ohio
										252	H	Northern Ill.
										252	H	Northern Ill.
										252	H	Northern Ill.
										252	H	Northern Ill.
										267	A	Evansville
										267	H	Evansville
LAST 10 GAMES												
								91	A	Morehead St.	4	16
								91	A	Morehead St.	3	16
								138	H	Bradley	7	10
								213	H	Eastern Ky.	9	17
								213	H	Eastern Ky.	11	2
								213	H	Eastern Ky.	11	2
								213	H	Eastern Ky.	11	2
								213	H	Eastern Ky.	11	2
								213	H	Eastern Ky.	11	2
								213	H	Eastern Ky.	11	2
								213	H	Eastern Ky.	11	2
								213	H	Eastern Ky.	11	2
								213	H	Eastern Ky.	11	2
								213	H	Eastern Ky.	11	2
								213	H	Eastern Ky.	11	2
								213	H	Eastern Ky.	11	2
								213	H	Eastern Ky.	11	2
								213	H	Eastern Ky.	11	2
								213	H	Eastern Ky.	11	2
								213	H	Eastern Ky.	11	2
								213	H	Eastern Ky.	11	2
								213	H	Eastern Ky.	11	2
								213	H	Eastern Ky.	11	2
								213	H	Eastern Ky.	11	2
								213	H	Eastern Ky.	11	2
								213	H	Eastern Ky.	11	2
								213	H	Eastern Ky.	11	2
								213	H	Eastern Ky.	11	2
								213	H	Eastern Ky.	11	2
								213	H	Eastern Ky.	11	2
								213	H	Eastern Ky.	11	2
								213	H	Eastern Ky.	11	2
								213	H	Eastern Ky.	11	2
								213	H	Eastern Ky.	11	2
								213	H	Eastern Ky.	11	2
								213	H	Eastern Ky.	11	2
								213	H	Eastern Ky.	11	2
								213	H	Eastern Ky.	11	2
								213	H	Eastern Ky.	11	2
								213	H	Eastern Ky.	11	2
								213	H	Eastern Ky.	11	2
								213	H	Eastern Ky.	11	2
								213	H	Eastern Ky.	11	2
								213	H	Eastern Ky.	11	2
								213	H	Eastern Ky.	11	2
								213	H	Eastern Ky.	11	2
								213	H	Eastern Ky.	11	2

Non-Div. I Games:

SIUE

RPI	S	Opponent	Score	
269	A	Western Ill.	4	21
269	H	Western Ill.	9	3
281	A	Seattle U	13	10
281	A	Seattle U	6	0
281	A	Seattle U	3	9
281	A	Seattle U	1	4

SIUE

S  
I  
U  
E

S  
I  
U  
E



Average RPI Win: 208		WON-LOST	WINNING	LAST 10	STRENGTH OF		OPP. STRENGTH	TEAM	ADJ		CONF.	ADJ CONF.
Average RPI Loss: 141		RECORD	PCT. RANK	GAMES	SCHEDULE		OF SCHEDULE	RPI	RPI		RPI	RPI
DIV. I ONLY		16-23-0	.41026	218	7-3-0		257	152	247		.44856	246
DIV. I NON-CONF.		11-16-0	.40741	208	3-0-0		279	236	255		.43556	255
TOTALS		RPI 1-25	RPI 26-50		W-L RECORDS		RPI 51-100		RPI 101-150		RPI 150+	
16-23-0		0-0-0	0-3-0		OVERALL		0-3-0		4-9-0		12-8-0	
8-10-0		0-0-0	0-3-0		HOME		0-0-0		3-6-0		5-1-0	
8-13-0		0-0-0	0-0-0		AWAY		0-3-0		1-3-0		7-7-0	
0-0-0		0-0-0	0-0-0		NEUTRAL		0-0-0		0-0-0		0-0-0	
11-16-0		0-0-0	0-0-0		NON-CONFERENCE		0-3-0		2-8-0		9-5-0	
6-6-0		0-0-0	0-0-0		HOME		0-0-0		1-5-0		5-1-0	
5-10-0		0-0-0	0-0-		AWAY		0-3-0		1-3-0		4-4-0	
0-0-0		0-0-0	0-0-0		NEUTRAL		0-0-0		0-0-0		0-0-0	
5-7-0		0-0-0	0-3-0		CONFERENCE		0-0-0		2-1-0		3-3-0	
2-4-0		0-0-0	0-3-0		HOME		0-0-0		2-1-0		0-0-0	
3-3-0		0-0-0	0-0-0		AWAY		0-0-0		0-0-0		3-3-0	
0-0-0		0-0-0	0-0-0		NEUTRAL		0-0-0		0-0-0		0-0-0	
RPI S	Opponent	Score	RPI S	Opponent	Score	RPI S	Opponent	Score	RPI S	Opponent	Score	
			26 H	Indiana	9 <b>13</b>	100 A	Arizona St.	1 <b>3</b>	101 A	Middle Tenn.	4 <b>11</b>	
			26 H	Indiana	9 <b>10</b>	100 A	Arizona St.	2 <b>6</b>	102 H	Iowa	6 5	
			26 H	Indiana	5 <b>6</b>	100 A	Arizona St.	3 <b>4</b>	102 H	Iowa	2 <b>14</b>	
									102 H	Iowa	7 5	
									125 A	Ill.-Chicago	0 <b>3</b>	
									125 H	Ill.-Chicago	2 <b>9</b>	
									125 H	Ill.-Chicago	1 <b>7</b>	
									128 H	Central Mich.	5 1	
									128 H	Central Mich.	3 <b>5</b>	
									128 H	Central Mich.	5 <b>7</b>	
									128 H	Central Mich.	1 <b>5</b>	
									138 A	Bradley	6 2	
									145 A	Belmont	1 <b>6</b>	
									170 A	Illinois	3 <b>4</b>	
									170 A	Illinois	11 4	
									170 A	Illinois	8 <b>10</b>	
									178 A	Lipscomb	6 <b>10</b>	
									202 H	Western Mich.	11 4	
									209 A	Penn St.	7 4	
									209 A	Penn St.	1 <b>2</b>	
									209 A	Penn St.	12 5	
									222 H	Air Force	3 2	
									222 H	Air Force	3 <b>11</b>	
									222 H	Air Force	7 6	
									248 H	Milwaukee	6 4	
									266 A	Santa Clara	15 9	
									266 A	Santa Clara	1 <b>8</b>	
LAST 10 GAMES			209 A	Penn St.	1 <b>2</b>	170 A	Illinois	11 4	222 H	Air Force	3 <b>11</b>	
			209 A	Penn St.	7 4	170 A	Illinois	3 <b>4</b>	222 H	Air Force	7 6	
			209 A	Penn St.	12 5	138 A	Bradley	6 2	248 H	Milwaukee	6 4	
			248 H	Milwaukee	6 4	202 H	Western Mich.	11 4	266 A	Santa Clara	15 9	
			170 A	Illinois	8 <b>10</b>	102 H	Iowa	6 5	266 A	Santa Clara	1 <b>8</b>	

Non-Div. I Games:

Northwestern

RPI	S	Opponent	Score	
266	A	Santa Clara	2	3
266	A	Santa Clara	7	1
280	A	Portland	6	4
280	A	Portland	9	5
280	A	Portland	2	5
286	H	Chicago St.	2	0

Northwestern

N  
o  
r  
t  
h  
w  
e  
s  
t  
e  
r  
n

N  
o  
r  
t  
h  
w  
e  
s  
t  
e  
r  
n

Average RPI Win: 204		WON-LOST	WINNING	LAST 10	STRENGTH OF		OPP. STRENGTH	TEAM	ADJ		CONF.	ADJ CONF.			
Average RPI Loss: 181		RECORD	PCT. RANK	GAMES	SCHEDULE		OF SCHEDULE	RPI	RPI		RPI	RPI			
DIV. I ONLY		14-25-0	.35897	248	3-6-0		228	258	248		.44695	247			
DIV. I NON-CONF.		6-17-0	.26087	264	1-1-0		259	214	259		.43434	259			
TOTALS		RPI 1-25	RPI 26-50		W-L RECORDS		RPI 51-100		RPI 101-150		RPI 150+				
14-25-0		0-1-0	0-0-0		OVERALL		0-0-0		2-6-0		12-18-0				
7-5-0		0-0-0	0-0-0		HOME		0-0-0		1-1-0		6-4-0				
7-20-0		0-1-0	0-0-0		AWAY		0-0-0		1-5-0		6-14-0				
0-0-0		0-0-0	0-0-0		NEUTRAL		0-0-0		0-0-0		0-0-0				
6-17-0		0-1-0	0-0-0		NON-CONFERENCE		0-0-0		1-2-0		5-14-0				
0-2-0		0-0-0	0-0-0		HOME		0-0-0		0-0-0		0-2-0				
6-15-0		0-1-0	0-0-		AWAY		0-0-0		1-2-0		5-12-0				
0-0-0		0-0-0	0-0-0		NEUTRAL		0-0-0		0-0-0		0-0-0				
8-8-0		0-0-0	0-0-0		CONFERENCE		0-0-0		1-4-0		7-4-0				
7-3-0		0-0-0	0-0-0		HOME		0-0-0		1-1-0		6-2-0				
1-5-0		0-0-0	0-0-0		AWAY		0-0-0		0-3-0		1-2-0				
0-0-0		0-0-0	0-0-0		NEUTRAL		0-0-0		0-0-0		0-0-0				
RPI S	Opponent	Score		RPI S	Opponent	Score		RPI S	Opponent	Score		RPI S	Opponent	Score	
6 A	Louisville	4	6							108 A	Cincinnati	7	13		
										108 A	Cincinnati	3	2		
										108 A	Cincinnati	1	9		
										125 A	Ill.-Chicago	2	7		
										125 A	Ill.-Chicago	0	4		
										125 A	Ill.-Chicago	2	5		
										125 H	Ill.-Chicago	6	2		
										125 H	Ill.-Chicago	3	5		
										164 A	Ohio St.	8	1		
										175 A	Valparaiso	18	7		
										175 A	Valparaiso	7	8		
										175 A	Valparaiso	9	10		
										175 H	Valparaiso	4	17		
										175 H	Valparaiso	14	5		
										177 A	Radford	10	5		
										177 A	Radford	5	10		
										177 A	Radford	3	7		
										204 A	Miami (OH)	6	3		
										204 H	Miami (OH)	4	5		
										210 A	Sacramento St.	0	2		
										210 A	Sacramento St.	5	6		
										210 A	Sacramento St.	0	10		
										210 A	Sacramento St.	11	12		
										213 A	Eastern Ky.	8	10		
										213 H	Eastern Ky.	5	6		
										215 A	Georgia St.	4	12		
										215 A	Georgia St.	8	7		
LAST 10 GAMES															
6 A	Louisville	4	6	164 A	Ohio St.	8	1	210 A	Sacramento St.	11	12				
125 H	Ill.-Chicago	3	5	125 A	Ill.-Chicago	2	7	213 A	Eastern Ky.	8	10				
125 H	Ill.-Chicago	6	2	125 A	Ill.-Chicago	0	4	213 H	Eastern Ky.	5	6				
175 H	Valparaiso	4	17	125 A	Ill.-Chicago	2	5	215 A	Georgia St.	4	12				
175 H	Valparaiso	14	5	175 A	Valparaiso	18	7	215 A	Georgia St.	8	7				

Non-Div. I Games: Miami-Hamilton 15 1

Northern Ky.

RPI	S	Opponent	Score	
215	A	Georgia St.	6	10
241	A	Campbell	5	12
241	A	Campbell	5	3
241	A	Campbell	5	8
248	H	Milwaukee	7	4
248	H	Milwaukee	6	5
248	H	Milwaukee	13	9
262	H	Youngstown St.	7	8
262	H	Youngstown St.	6	3
262	H	Youngstown St.	15	8
275	A	Dayton	3	10

Northern Ky.

N  
o  
r  
t  
h  
e  
r  
n  
K  
y  
.

N  
o  
r  
t  
h  
e  
r  
n  
K  
y  
.

[illegible]

**Non-Div. I Games:**

Milwaukee

RPI	S	Opponent	Score	
262	H	Youngstown St.	3	0
262	H	Youngstown St.	5	6
267	A	Evansville	0	2
267	A	Evansville	4	6
267	A	Evansville	7	5
267	A	Evansville	8	2
286	A	Chicago St.	15	1

Milwaukee

Average RPI Win: 239		WON-LOST	WINNING	LAST 10	STRENGTH OF		OPP. STRENGTH	TEAM	ADJ	CONF.	ADJ CONF.
Average RPI Loss: 140		RECORD	PCT. RANK	GAMES	SCHEDULE		OF SCHEDULE	RPI	RPI	RPI	RPI
DIV. I ONLY		12-19-0	.3871	233	2-4-0		210	257	242	.44575	249
DIV. I NON-CONF.		8-11-0	.42105	206	1-0-0		216	254	212	.46369	222
TOTALS		RPI 1-25	RPI 26-50		W-L RECORDS		RPI 51-100		RPI 101-150		RPI 150+
12-19-0		0-0-0	0-2-0		OVERALL		0-2-0		1-11-0		11-4-0
8-3-0		0-0-0	0-0-0		HOME		0-0-0		0-0-0		8-3-0
4-14-0		0-0-0	0-2-0		AWAY		0-0-0		1-11-0		3-1-0
0-2-0		0-0-0	0-0-0		NEUTRAL		0-2-0		0-0-0		0-0-0
8-11-0		0-0-0	0-2-0		NON-CONFERENCE		0-2-0		1-5-0		7-2-0
4-1-0		0-0-0	0-0-0		HOME		0-0-0		0-0-0		4-1-0
4-8-0		0-0-0	0-0-		AWAY		0-0-0		1-5-0		3-1-0
0-2-0		0-0-0	0-0-0		NEUTRAL		0-2-0		0-0-0		0-0-0
4-8-0		0-0-0	0-0-0		CONFERENCE		0-0-0		0-6-0		4-2-0
4-2-0		0-0-0	0-0-0		HOME		0-0-0		0-0-0		4-2-0
0-6-0		0-0-0	0-0-0		AWAY		0-0-0		0-6-0		0-0-0
0-0-0		0-0-0	0-0-0		NEUTRAL		0-0-0		0-0-0		0-0-0
RPI S	Opponent	Score	RPI S	Opponent	Score	RPI S	Opponent	Score	RPI S	Opponent	Score
			38 A	Nebraska	2 12	62 N	BYU	9 10	113 A	New Mexico St.	3 10
			38 A	Nebraska	2 8	62 N	BYU	0 6	113 A	New Mexico St.	4 7
									113 A	New Mexico St.	2 6
									126 A	San Francisco	3 2
									126 A	San Francisco	4 11
									126 A	San Francisco	6 7
									126 A	San Francisco	3 8
									133 A	Grand Canyon	2 12
									133 A	Grand Canyon	3 12
									133 A	Grand Canyon	0 7
									139 A	Wichita St.	5 11
									139 A	Wichita St.	4 10
									210 H	Sacramento St.	9 5
									210 H	Sacramento St.	8 7
									210 H	Sacramento St.	7 5
									222 H	Air Force	9 8
									231 A	San Jose St.	1 0
									231 A	San Jose St.	4 5
									274 H	North Dakota St.	7 5
									274 H	North Dakota St.	8 2
									274 H	North Dakota St.	7 6
									274 H	North Dakota St.	4 7
									277 A	Omaha	9 4
									277 A	Omaha	7 3
									281 H	Seattle U	11 10
									281 H	Seattle U	12 14
									281 H	Seattle U	3 12
									281 H	Seattle U	0 7
									281 H	Seattle U	1 10
LAST 10 GAMES											
			113 A	New Mexico St.	2 6	281 H	Seattle U	11 10			
			113 A	New Mexico St.	4 7	281 H	Seattle U	12 14			
			113 A	New Mexico St.	3 10	133 A	Grand Canyon	2 12			
			222 H	Air Force	9 8	133 A	Grand Canyon	3 12			
			281 H	Seattle U	1 10	133 A	Grand Canyon	0 7			
Non-Div. I Games:	San Fran. St.	12 4	UC-Colo. Springs	10 6	Regis (CO)	4 5	MSU Denver	8 6	Northern Colo.		
	MSU Denver	1 2	MSU Denver	0 4							

Average RPI Win:	164	WON-LOST RECORD	WINNING PCT. RANK	LAST 10 GAMES	STRENGTH OF SCHEDULE	OPP. STRENGTH OF SCHEDULE	TEAM RPI	ADJ RPI	CONF. RPI	ADJ CONF. RPI		
DIV. I ONLY		13-29-0	.30952	266	2-8-0	157	86	250	.4451	250	6	6
DIV. I NON-CONF.		9-15-0	.375	227	2-1-0	187	169	245	.44435	245	6	6
<hr/>												
TOTALS	RPI 1-25	RPI 26-50		W-L RECORDS		RPI 51-100		RPI 101-150		RPI 150+		
13-29-0	0-4-0	0-6-0		OVERALL		1-5-0		5-5-0		7-9-0		
8-21-0	0-1-0	0-6-0		HOME		0-3-0		2-3-0		6-8-0		
5-8-0	0-3-0	0-0-0		AWAY		1-2-0		3-2-0		1-1-0		
0-0-0	0-0-0	0-0-0		NEUTRAL		0-0-0		0-0-0		0-0-0		
9-15-0	0-4-0	0-0-0		NON-CONFERENCE		0-0-0		3-4-0		6-7-0		
7-10-0	0-1-0	0-0-0		HOME		0-0-0		2-3-0		5-6-0		
2-5-0	0-3-0	0-0-		AWAY		0-0-0		1-1-0		1-1-0		
0-0-0	0-0-0	0-0-0		NEUTRAL		0-0-0		0-0-0		0-0-0		
4-14-0	0-0-0	0-6-0		CONFERENCE		1-5-0		2-1-0		1-2-0		
1-11-0	0-0-0	0-6-0		HOME		0-3-0		0-0-0		1-2-0		
3-3-0	0-0-0	0-0-0		AWAY		1-2-0		2-1-0		0-0-0		
0-0-0	0-0-0	0-0-0		NEUTRAL		0-0-0		0-0-0		0-0-0		
RPI	S	Opponent	Score	RPI	S	Opponent	Score	RPI	S	Opponent	Score	
4	A	Kentucky	2 17	27	H	Southern Miss.	1 6	80	H	Rice	5 10	
4	H	Kentucky	3 4	27	H	Southern Miss.	0 5	80	H	Rice	4 8	
6	A	Louisville	1 11	27	H	Southern Miss.	1 13	80	H	Rice	2 13	
19	A	Vanderbilt	1 8	47	H	Charlotte	4 6	93	A	UTSA	4 3	
				47	H	Charlotte	5 16	93	A	UTSA	2 14	
				47	H	Charlotte	1 3	93	A	UTSA	1 7	
										116	H Jacksonville St.	2 3
										116	H Jacksonville St.	5 9
										116	H Jacksonville St.	14 4
										145	A Belmont	3 11
										145	H Belmont	3 2
										147	A Austin Peay	22 17
										147	H Austin Peay	3 7
										175	H Valparaiso	2 5
										175	H Valparaiso	6 5
										175	H Valparaiso	4 3
										178	H Lipscomb	4 10
										192	H UAB	9 6
										192	H UAB	4 8
										192	H UAB	0 5
										196	A Murray St.	8 5
										196	H Murray St.	10 9
										213	A Eastern Ky.	15 16
										218	H Ohio	5 4
										218	H Ohio	0 3
										218	H Ohio	0 3
										273	H Illinois St.	4 12
										273	H Illinois St.	13 6
										273	H Illinois St.	3 4
LAST 10 GAMES												
147	A	Austin Peay	22 17	196	A	Murray St.	8 5	218	H	Ohio	0 3	
80	H	Rice	2 13	47	H	Charlotte	1 3	273	H	Illinois St.	4 12	
80	H	Rice	5 10	47	H	Charlotte	5 16	273	H	Illinois St.	13 6	
80	H	Rice	4 8	47	H	Charlotte	4 6	273	H	Illinois St.	3 4	
147	H	Austin Peay	3 7	93	A	UTSA	1 7					

Non-Div. I Games:

Western Ky.



Average RPI Win:	203	WON-LOST RECORD	WINNING PCT. RANK	LAST 10 GAMES	STRENGTH OF SCHEDULE	OPP. STRENGTH OF SCHEDULE	TEAM RPI	ADJ RPI	CONF. RPI	ADJ CONF. RPI	
DIV. I ONLY	9-26-0	.25714	284	1-7-0	63	209	251	.44492	251	13	13
DIV. I NON-CONF.	7-7-0	.5	146	0-2-0	40	260	162	.49448	162	14	14
<hr/>											
TOTALS	RPI 1-25	RPI 26-50		W-L RECORDS	RPI 51-100		RPI 101-150		RPI 150+		
9-26-0	0-3-0	0-1-0		OVERALL	0-8-0		2-12-0		7-2-0		
8-16-0	0-3-0	0-0-0		HOME	0-8-0		1-3-0		7-2-0		
1-10-0	0-0-0	0-1-0		AWAY	0-0-0		1-9-0		0-0-0		
0-0-0	0-0-0	0-0-0		NEUTRAL	0-0-0		0-0-0		0-0-0		
7-7-0	0-0-0	0-1-0		NON-CONFERENCE	0-5-0		1-1-0		6-0-0		
6-6-0	0-0-0	0-0-0		HOME	0-5-0		0-1-0		6-0-0		
1-1-0	0-0-0	0-0-		AWAY	0-0-0		1-0-0		0-0-0		
0-0-0	0-0-0	0-0-0		NEUTRAL	0-0-0		0-0-0		0-0-0		
2-19-0	0-3-0	0-0-0		CONFERENCE	0-3-0		1-11-0		1-2-0		
2-10-0	0-3-0	0-0-0		HOME	0-3-0		1-2-0		1-2-0		
0-9-0	0-0-0	0-0-0		AWAY	0-0-0		0-9-0		0-0-0		
0-0-0	0-0-0	0-0-0		NEUTRAL	0-0-0		0-0-0		0-0-0		
RPI	S	Opponent	Score	RPI	S	Opponent	Score	RPI	S	Opponent	Score
22	H	McNeese	4 7	43	A	Texas A&M	1 8	57	H	DBU	7 11
22	H	McNeese	5 8					82	H	Michigan St.	7 9
22	H	McNeese	5 18					82	H	Michigan St.	7 19
								82	H	Michigan St.	2 9
								82	H	Michigan St.	5 14
								85	H	Sam Houston St.	3 14
								85	H	Sam Houston St.	12 19
								85	H	Sam Houston St.	3 13

Non-Div. I Games: Tex. Permian Basin 13 5 Baker 7 0 Tex. Permian Basin 3 2

Abilene Christian

Average RPI Win:	201	WON-LOST	WINNING	LAST 10	STRENGTH OF	OPP. STRENGTH	TEAM	ADJ	CONF.	ADJ CONF.	
Average RPI Loss:	160	RECORD	PCT. RANK	GAMES	SCHEDULE	OF SCHEDULE	RPI	RPI	RPI	RPI	
DIV. I ONLY	12-27-0	.30769	267	4-6-0	208	232	252	.44482	252	22	22
DIV. I NON-CONF.	6-21-0	.22222	273	2-3-0	151	255	247	.44246	247	18	18
<hr/>											
TOTALS	RPI 1-25	RPI 26-50		W-L RECORDS		RPI 51-100		RPI 101-150		RPI 150+	
12-27-0	0-0-0	1-4-0		OVERALL		1-5-0		0-3-0		10-15-0	
2-7-0	0-0-0	0-0-0		HOME		1-3-0		0-1-0		1-3-0	
9-16-0	0-0-0	1-4-0		AWAY		0-1-0		0-2-0		8-8-0	
1-4-0	0-0-0	0-0-0		NEUTRAL		0-1-0		0-0-0		1-3-0	
<hr/>											
6-21-0	0-0-0	1-4-0		NON-CONFERENCE		0-3-0		0-3-0		5-11-0	
0-3-0	0-0-0	0-0-0		HOME		0-1-0		0-1-0		0-1-0	
5-14-0	0-0-0	1-0-		AWAY		0-1-0		0-2-0		4-7-0	
1-4-0	0-0-0	0-0-0		NEUTRAL		0-1-0		0-0-0		1-3-0	
<hr/>											
6-6-0	0-0-0	0-0-0		CONFERENCE		1-2-0		0-0-0		5-4-0	
2-4-0	0-0-0	0-0-0		HOME		1-2-0		0-0-0		1-2-0	
4-2-0	0-0-0	0-0-0		AWAY		0-0-0		0-0-0		4-2-0	
0-0-0	0-0-0	0-0-0		NEUTRAL		0-0-0		0-0-0		0-0-0	
<hr/>											
RPI S	Opponent	Score	RPI S	Opponent	Score	RPI S	Opponent	Score	RPI S	Opponent	Score
			28 A	Michigan	8 5	63 H	Minnesota	2 3	102 A	Iowa	8 12
			28 A	Michigan	4 7	68 H	Kent St.	4 7	125 A	Ill.-Chicago	1 6
			28 A	Michigan	3 8	68 H	Kent St.	8 7	125 H	Ill.-Chicago	3 17
			28 A	Michigan	4 7	68 H	Kent St.	1 4	161 A	Saint Louis	5 10
			36 A	Oklahoma	3 10	87 A	Notre Dame	1 12	161 A	Saint Louis	1 8
						88 N	Boston College	1 9	161 A	Saint Louis	2 0
									185 A	Indiana St.	8 17
									200 A	Buffalo	2 1
									200 A	Buffalo	1 3
									200 A	Buffalo	3 6
									207 A	Toledo	16 2
									207 A	Toledo	7 4
									207 A	Toledo	9 3
									239 N	South Dakota St.	2 7
									245 A	SIUE	7 9
									245 A	SIUE	3 5
									245 A	SIUE	2 4
									245 A	SIUE	3 4
									248 H	Milwaukee	0 2
									254 N	Villanova	6 4
									263 H	Bowling Green	11 0
									263 H	Bowling Green	4 7
									263 H	Bowling Green	1 9
									267 A	Evansville	5 2
									267 A	Evansville	1 0
									286 A	Chicago St.	4 0
									286 N	Chicago St.	1 11
<hr/>											
			LAST 10 GAMES								
			63 H	Minnesota	2 3	68 H	Kent St.	1 4	263 H	Bowling Green	4 7
			267 A	Evansville	1 0	68 H	Kent St.	4 7	267 A	Evansville	5 2
			267 A	Evansville	5 2	125 H	Ill.-Chicago	3 17	267 A	Evansville	1 0
			185 A	Indiana St.	8 17	200 A	Buffalo	1 3	286 A	Chicago St.	4 0
			68 H	Kent St.	8 7	200 A	Buffalo	2 1	286 N	Chicago St.	1 11

Non-Div. I Games:

Northern Ill.

RPI	S	Opponent	Score
286	N	Chicago St.	6 7

Northern Ill.

N  
o  
r  
t  
h  
e  
r  
n  
I  
l  
l  
.

N  
o  
r  
t  
h  
e  
r  
n  
I  
l  
l  
.

M  
a  
n  
h  
a  
t  
t  
a  
n

## Manhattan

RPI	S	Opponent	Score	
272	H	Hofstra	2	8
283	N	Lehigh	16	0

Manhattan

M  
a  
n  
h  
a  
t  
t  
a  
n

M  
a  
n  
h  
a  
t  
t  
a  
n

Average RPI Win:	163	WON-LOST	WINNING	LAST 10	STRENGTH OF	OPP. STRENGTH	TEAM	ADJ	CONF.	ADJ CONF.		
Average RPI Loss:	162	RECORD	PCT. RANK	GAMES	SCHEDULE	OF SCHEDULE	RPI	RPI	RPI	RPI		
DIV. I ONLY		9-23-0	.28125	276	1-2-0	142	235	254	.44054	254	11	11
DIV. I NON-CONF.		7-19-0	.26923	258	1-0-0	169	249	258	.43491	258	16	16
<hr/>												
TOTALS	RPI 1-25	RPI 26-50		W-L RECORDS		RPI 51-100		RPI 101-150		RPI 150+		
9-23-0	0-0-0	0-3-0		OVERALL		0-2-0		5-2-0		4-16-0		
4-8-0	0-0-0	0-0-0		HOME		0-0-0		3-1-0		1-7-0		
3-10-0	0-0-0	0-3-0		AWAY		0-0-0		0-0-0		3-7-0		
2-5-0	0-0-0	0-0-0		NEUTRAL		0-2-0		2-1-0		0-2-0		
7-19-0	0-0-0	0-3-0		NON-CONFERENCE		0-2-0		3-1-0		4-13-0		
2-7-0	0-0-0	0-0-0		HOME		0-0-0		1-0-0		1-7-0		
3-7-0	0-0-0	0-0-		AWAY		0-0-0		0-0-0		3-4-0		
2-5-0	0-0-0	0-0-0		NEUTRAL		0-2-0		2-1-0		0-2-0		
2-4-0	0-0-0	0-0-0		CONFERENCE		0-0-0		2-1-0		0-3-0		
2-1-0	0-0-0	0-0-0		HOME		0-0-0		2-1-0		0-0-0		
0-3-0	0-0-0	0-0-0		AWAY		0-0-0		0-0-0		0-3-0		
0-0-0	0-0-0	0-0-0		NEUTRAL		0-0-0		0-0-0		0-0-0		
RPI	S	Opponent	Score	RPI	S	Opponent	Score	RPI	S	Opponent	Score	
30	A	South Fla.	1 8	88	N	Boston College	1 7	102	N	Iowa	10 1	
36	A	Oklahoma	2 9	88	N	Boston College	3 10	105	H	Rutgers	3 2	
36	A	Oklahoma	1 17					106	H	Xavier	1 0	
								106	H	Xavier	3 2	
								106	H	Xavier	1 10	
								128	N	Central Mich.	4 3	
								132	N	Ball St.	1 3	
								158	H	Wofford	0 13	
								158	H	Wofford	0 8	
								158	H	Wofford	3 7	
								166	A	Creighton	5 6	
								166	A	Creighton	1 2	
								166	A	Creighton	2 11	
								199	A	Penn	3 1	
								199	H	Penn	2 11	
								202	N	Western Mich.	6 11	
								203	H	George Washington	2 5	
								203	H	George Washington	3 6	
								203	H	George Washington	3 0	
								233	A	Norfolk St.	7 12	
								233	A	Norfolk St.	1 4	
								233	A	Norfolk St.	3 11	
LAST 10 GAMES												
199	A	Penn	3 1	203	H	George Washington	3 6	242	A	Saint Joseph's	7 3	
166	A	Creighton	1 2	203	H	George Washington	2 5	242	A	Saint Joseph's	1 9	
166	A	Creighton	2 11	203	H	George Washington	3 0	242	H	Saint Joseph's	5 6	
166	A	Creighton	5 6	242	H	Saint Joseph's	5 6	252	N	Northern Ill.	4 6	
276	A	Wagner	8 4	106	H	Xavier	1 10	276	A	Wagner	8 4	

**Non-Div. I Games:**

Villanova

R  
i  
c  
h  
m  
o  
n  
d

Richmond

RPI	S	Opponent	Score	
275	A	Dayton	10	5
275	A	Dayton	11	1

Richmond

R  
i  
c  
h  
m  
o  
n  
d

R  
i  
c  
h  
m  
o  
n  
d



Average RPI Win:	219	WON-LOST RECORD	WINNING PCT. RANK	LAST 10 GAMES	STRENGTH OF SCHEDULE	OPP. STRENGTH OF SCHEDULE	TEAM RPI	ADJ RPI	CONF. RPI	ADJ CONF. RPI	
Average RPI Loss:	175										
DIV. I ONLY		18-23-0	.43902 198	5-5-0	275	247	256	.43858 256	28	28	
DIV. I NON-CONF.		9-16-0	.36 235	0-2-0	211	174	241	.44918 240	30	30	
<hr/>											
TOTALS	RPI 1-25	RPI 26-50		W-L RECORDS		RPI 51-100		RPI 101-150		RPI 150+	
18-23-0	0-0-0	0-0-0		OVERALL		0-1-0		4-8-0		14-14-0	
6-9-0	0-0-0	0-0-0		HOME		0-1-0		1-5-0		5-3-0	
6-8-0	0-0-0	0-0-0		AWAY		0-0-0		0-0-0		6-8-0	
6-6-0	0-0-0	0-0-0		NEUTRAL		0-0-0		3-3-0		3-3-0	
9-16-0	0-0-0	0-0-0		NON-CONFERENCE		0-1-0		4-8-0		5-7-0	
1-6-0	0-0-0	0-0-0		HOME		0-1-0		1-5-0		0-0-0	
2-4-0	0-0-0	0-0-		AWAY		0-0-0		0-0-0		2-4-0	
6-6-0	0-0-0	0-0-0		NEUTRAL		0-0-0		3-3-0		3-3-0	
9-7-0	0-0-0	0-0-0		CONFERENCE		0-0-0		0-0-0		9-7-0	
5-3-0	0-0-0	0-0-0		HOME		0-0-0		0-0-0		5-3-0	
4-4-0	0-0-0	0-0-0		AWAY		0-0-0		0-0-0		4-4-0	
0-0-0	0-0-0	0-0-0		NEUTRAL		0-0-0		0-0-0		0-0-0	
RPI S	Opponent	Score	RPI S	Opponent	Score	RPI S	Opponent	Score	RPI S	Opponent	Score
						54 H	Binghamton	0 12	102 N	Iowa	7 1
									107 H	Cornell	1 0
									107 H	Cornell	3 7
									107 H	Cornell	4 11
									107 H	Cornell	2 5
									141 N	Butler	3 4
									143 N	Marist	8 10
									143 N	Marist	0 5
									143 N	Marist	7 3
									149 N	Northeastern	9 7
									150 H	St. Bonaventure	4 7
									150 H	St. Bonaventure	4 5
									160 N	Hartford	9 5
									164 N	Ohio St.	2 5
									165 A	Davidson	8 0
									171 A	Holy Cross	2 11
									171 A	Holy Cross	11 5
									171 A	Holy Cross	3 5
									171 A	Holy Cross	6 14
									189 A	VMI	1 6
									189 A	VMI	4 0
									189 A	VMI	2 10
									206 N	Harvard	8 9
									209 A	Penn St.	3 5
									209 A	Penn St.	3 4
									237 H	Army West Point	4 7
									237 H	Army West Point	1 10
LAST 10 GAMES											
						171 A	Holy Cross	6 14	150 H	St. Bonaventure	4 5
						171 A	Holy Cross	2 11	295 H	Lafayette	8 5
						171 A	Holy Cross	11 5	295 H	Lafayette	11 10
						171 A	Holy Cross	3 5	295 H	Lafayette	6 5
						150 H	St. Bonaventure	4 7	295 H	Lafayette	4 1

Non-Div. I Games:

Bucknell

RPI	S	Opponent	Score	
237	H	Army West Point	10	5
237	H	Army West Point	14	16
243	N	Massachusetts	3	1
243	N	Massachusetts	5	17
243	N	Massachusetts	11	9
283	A	Lehigh	8	0
283	A	Lehigh	3	2
283	A	Lehigh	3	1
283	A	Lehigh	2	10
295	H	Lafayette	4	1
295	H	Lafayette	6	5
295	H	Lafayette	8	5
295	H	Lafayette	11	10

Bucknell

B  
u  
c  
k  
n  
e  
l  
l

B  
u  
c  
k  
n  
e  
l  
l

L  
I  
U  
B  
r  
o  
o  
k  
l  
y  
n

LIU Brooklyn

**Non-Div. I Games:**

Tie, Loss, Non-Conf, S Site, H Home, A Away, N Neutral Page 356

RPI	S	Opponent	Score	
255	A	Richmond	7	11
259	A	N.C. Central	5	3
259	H	N.C. Central	3	2
265	A	USC Upstate	5	10
287	A	Savannah St.	5	4
287	A	Savannah St.	15	13
287	A	Savannah St.	7	3

Longwood

L  
o  
n  
g  
w  
o  
o  
d

L  
o  
n  
g  
w  
o  
o  
d

Average RPI Win:	220	WON-LOST	WINNING	LAST 10	STRENGTH OF	OPP. STRENGTH	TEAM	ADJ	CONF.	ADJ CONF.	
Average RPI Loss:	169	RECORD	PCT. RANK	GAMES	SCHEDULE	OF SCHEDULE	RPI	RPI	RPI	RPI	
DIV. I ONLY	18-25-0	.4186	210	2-8-0	238	255	259	.43605	259	27	27
DIV. I NON-CONF.	8-16-0	.33333	243	0-4-0	256	282	284	.40121	284	27	27
<hr/>											
TOTALS	RPI 1-25	RPI 26-50		W-L RECORDS		RPI 51-100		RPI 101-150		RPI 150+	
18-25-0	0-0-0	0-0-0		OVERALL		3-6-0		0-4-0		15-15-0	
14-13-0	0-0-0	0-0-0		HOME		3-2-0		0-2-0		11-9-0	
4-11-0	0-0-0	0-0-0		AWAY		0-4-0		0-1-0		4-6-0	
0-1-0	0-0-0	0-0-0		NEUTRAL		0-0-0		0-1-0		0-0-0	
8-16-0	0-0-0	0-0-0		NON-CONFERENCE		0-1-0		0-4-0		8-11-0	
7-10-0	0-0-0	0-0-0		HOME		0-0-0		0-2-0		7-8-0	
1-5-0	0-0-0	0-0-		AWAY		0-1-0		0-1-0		1-3-0	
0-1-0	0-0-0	0-0-0		NEUTRAL		0-0-0		0-1-0		0-0-0	
10-9-0	0-0-0	0-0-0		CONFERENCE		3-5-0		0-0-0		7-4-0	
7-3-0	0-0-0	0-0-0		HOME		3-2-0		0-0-0		4-1-0	
3-6-0	0-0-0	0-0-0		AWAY		0-3-0		0-0-0		3-3-0	
0-0-0	0-0-0	0-0-0		NEUTRAL		0-0-0		0-0-0		0-0-0	
RPI	S	Opponent	Score	RPI	S	Opponent	Score	RPI	S	Opponent	Score
						52 A North Carolina St.	0 13	122 A Duke		4 8	
						73 A Bethune-Cookman	1 13	122 H Duke		6 14	
						73 A Bethune-Cookman	5 15	148 H Appalachian St.		5 7	
						73 A Bethune-Cookman	5 7	148 N Appalachian St.		5 9	
						73 H Bethune-Cookman	0 6	157 A High Point		11 5	
						73 H Bethune-Cookman	10 2	157 H High Point		6 10	
						98 H Florida A&M	5 17	179 A Presbyterian		7 8	
						98 H Florida A&M	8 0	179 H Presbyterian		7 8	
						98 H Florida A&M	13 6	183 A UNCW		0 3	
								183 H UNCW		8 6	
								183 H UNCW		8 16	
								191 H Navy		3 2	
								191 H Navy		6 9	
								191 H Navy		8 7	
								220 A N.C. A&T		2 5	
								220 A N.C. A&T		7 8	
								220 A N.C. A&T		3 4	
								220 H N.C. A&T		6 8	
								220 H N.C. A&T		10 7	
								220 H N.C. A&T		11 1	
								233 H Norfolk St.		8 4	
								241 H Campbell		2 4	
						233 H Norfolk St.	8 4	258 A Longwood		2 3	
						52 A North Carolina St.	0 13	258 H Longwood		3 5	
						73 H Bethune-Cookman	0 6	270 H Iona		7 5	
						73 H Bethune-Cookman	10 2	270 H Iona		6 12	
						122 A Duke	4 8	270 H Iona		1 3	

Non-Div. I Games:

N.C. Central

RPI	S	Opponent	Score	
287	A	Savannah St.	19	1
287	A	Savannah St.	10	1
287	A	Savannah St.	10	5
289	H	UMES	6	0
290	H	NJIT	10	1
290	H	NJIT	7	3
290	H	NJIT	4	3

N.C. Central

N  
.  
C  
.  
C  
e  
n  
t  
r  
a  
l

N  
.  
C  
.  
C  
e  
n  
t  
r  
a  
l

Average RPI Win:	228	WON-LOST RECORD	WINNING PCT. RANK	LAST 10 GAMES	STRENGTH OF SCHEDULE	OPP. STRENGTH OF SCHEDULE	TEAM RPI	ADJ RPI	CONF. RPI	ADJ CONF. RPI		
DIV. I ONLY		13-25-0	.34211	252	6-4-0	264	275	260	.43504	260	30	30
DIV. I NON-CONF.		7-19-0	.26923	258	2-1-0	261	265	256	.43526	256	28	28
<hr/>												
TOTALS	RPI 1-25	RPI 26-50		W-L RECORDS		RPI 51-100		RPI 101-150		RPI 150+		
13-25-0	0-0-0	0-1-0		OVERALL		2-3-0		0-2-0		11-19-0		
4-4-0	0-0-0	0-0-0		HOME		0-0-0		0-0-0		4-4-0		
9-21-0	0-0-0	0-1-0		AWAY		2-3-0		0-2-0		7-14-0		
0-0-0	0-0-0	0-0-0		NEUTRAL		0-0-0		0-0-0		0-0-0		
7-19-0	0-0-0	0-1-0		NON-CONFERENCE		2-3-0		0-0-0		5-15-0		
0-1-0	0-0-0	0-0-0		HOME		0-0-0		0-0-0		0-1-0		
7-18-0	0-0-0	0-0-		AWAY		2-3-0		0-0-0		5-14-0		
0-0-0	0-0-0	0-0-0		NEUTRAL		0-0-0		0-0-0		0-0-0		
6-6-0	0-0-0	0-0-0		CONFERENCE		0-0-0		0-2-0		6-4-0		
4-3-0	0-0-0	0-0-0		HOME		0-0-0		0-0-0		4-3-0		
2-3-0	0-0-0	0-0-0		AWAY		0-0-0		0-2-0		2-1-0		
0-0-0	0-0-0	0-0-0		NEUTRAL		0-0-0		0-0-0		0-0-0		
RPI	S	Opponent	Score	RPI	S	Opponent	Score	RPI	S	Opponent	Score	
				50	A	Rhode Island	4 6	129	A	Bryant	5 8	
								67	A	FGCU	8 13	
								67	A	FGCU	1 5	
								67	A	FGCU	10 5	
								67	A	FGCU	3 9	

Non-Div. I Games:

Sacred Heart



RPI	S	Opponent	Score	
288	H	Fairleigh Dickinson	6	5
288	H	Fairleigh Dickinson	15	9
292	A	NYIT	6	0
292	A	NYIT	6	2
292	A	NYIT	3	4

Sacred Heart

S  
a  
c  
r  
e  
d  
H  
e  
a  
r  
t

S  
a  
c  
r  
e  
d  
H  
e  
a  
r  
t

Average RPI Win:	234	WON-LOST	WINNING	LAST 10	STRENGTH OF	OPP. STRENGTH	TEAM	ADJ	CONF.	ADJ CONF.	
Average RPI Loss:	149	RECORD	PCT. RANK	GAMES	SCHEDULE	OF SCHEDULE	RPI	RPI	RPI	RPI	
DIV. I ONLY	17-25-0	.40476	222	2-8-0	259	211	261	.43465	261	13	13
DIV. I NON-CONF.	12-11-0	.52174	134	1-3-0	285	272	251	.43939	251	14	14
<hr/>											
TOTALS	RPI 1-25	RPI 26-50		W-L RECORDS	RPI 51-100		RPI 101-150		RPI 150+		
17-25-0	0-0-0	0-2-0		OVERALL	0-2-0		4-12-0		13-9-0		
11-11-0	0-0-0	0-0-0		HOME	0-0-0		4-9-0		7-2-0		
5-12-0	0-0-0	0-2-0		AWAY	0-1-0		0-3-0		5-6-0		
1-2-0	0-0-0	0-0-0		NEUTRAL	0-1-0		0-0-0		1-1-0		
<hr/>											
12-11-0	0-0-0	0-2-0		NON-CONFERENCE	0-2-0		2-2-0		10-5-0		
9-4-0	0-0-0	0-0-0		HOME	0-0-0		2-2-0		7-2-0		
2-5-0	0-0-0	0-0-		AWAY	0-1-0		0-0-0		2-2-0		
1-2-0	0-0-0	0-0-0		NEUTRAL	0-1-0		0-0-0		1-1-0		
<hr/>											
5-14-0	0-0-0	0-0-0		CONFERENCE	0-0-0		2-10-0		3-4-0		
2-7-0	0-0-0	0-0-0		HOME	0-0-0		2-7-0		0-0-0		
3-7-0	0-0-0	0-0-0		AWAY	0-0-0		0-3-0		3-4-0		
0-0-0	0-0-0	0-0-0		NEUTRAL	0-0-0		0-0-0		0-0-0		
<hr/>											
RPI S	Opponent	Score	RPI S	Opponent	Score	RPI S	Opponent	Score	RPI S	Opponent	Score
			31 A	Houston	1 8	87 N	Notre Dame	10 12	121 H	SFA	6 19
			43 A	Texas A&M	5 12	93 A	UTSA	0 16	121 H	SFA	3 22
									121 H	SFA	8 21
									124 H	Houston Baptist	0 6
									124 H	Houston Baptist	1 3
									124 H	Houston Baptist	2 5
									127 A	Lamar University	2 5
									127 A	Lamar University	6 9
									127 A	Lamar University	1 3
									128 H	Central Mich.	5 25
									128 H	Central Mich.	2 5
									128 H	Central Mich.	11 10
									128 H	Central Mich.	10 4
									131 H	Central Ark.	10 15
									131 H	Central Ark.	5 3
									131 H	Central Ark.	9 8
									161 N	Saint Louis	3 6
									168 A	Nicholls St.	8 9
									168 A	Nicholls St.	5 4
									168 A	Nicholls St.	1 4
									212 A	A&M-Corpus Christi	8 10
			LAST 10 GAMES						230 H	UTRGV	4 6
			230 H	UTRGV	4 6	93 A	UTSA	0 16	251 A	Abilene Christian	6 3
			285 A	Prairie View	17 4	168 A	Nicholls St.	8 9	251 A	Abilene Christian	5 4
			124 H	Houston Baptist	1 3	168 A	Nicholls St.	5 4	251 A	Abilene Christian	0 5
			124 H	Houston Baptist	0 6	168 A	Nicholls St.	1 4	255 H	Richmond	5 7
			124 H	Houston Baptist	2 5	264 A	Utah Valley	8 11	264 A	Utah Valley	0 5

Non-Div. I Games:

Incarnate Word

RPI	S	Opponent	Score	
264	A	Utah Valley	6	4
264	A	Utah Valley	8	11
268	H	Texas Southern	7	5
268	H	Texas Southern	17	9
277	H	Omaha	3	0
277	H	Omaha	9	6
277	H	Omaha	12	11
285	A	Prairie View	17	4
285	H	Prairie View	11	1
295	H	Lafayette	6	5
295	N	Lafayette	4	3

Incarnate Word

I  
n  
c  
a  
r  
n  
a  
t  
e  
W  
o  
r  
d

I  
n  
c  
a  
r  
n  
a  
t  
e  
W  
o  
r  
d

Average RPI Win:	194	WON-LOST RECORD	WINNING PCT. RANK	LAST 10 GAMES	STRENGTH OF SCHEDULE	OPP. STRENGTH OF SCHEDULE	TEAM RPI	ADJ RPI	CONF. RPI	ADJ CONF. RPI							
DIV. I ONLY	12-27-0	.30769	267	4-6-0	218	263	262	.4337	262	23	23						
DIV. I NON-CONF.	6-14-0	.3	250	2-1-0	232	228	244	.44498	244	21	21						
<hr/>																	
TOTALS	RPI 1-25	RPI 26-50		W-L RECORDS		RPI 51-100		RPI 101-150		RPI 150+							
12-27-0	0-0-0	0-0-0		OVERALL		3-6-0		0-6-0		9-15-0							
5-8-0	0-0-0	0-0-0		HOME		1-3-0		0-2-0		4-3-0							
7-17-0	0-0-0	0-0-0		AWAY		2-3-0		0-4-0		5-10-0							
0-2-0	0-0-0	0-0-0		NEUTRAL		0-0-0		0-0-0		0-2-0							
<hr/>																	
6-14-0	0-0-0	0-0-0		NON-CONFERENCE		2-4-0		0-1-0		4-9-0							
1-2-0	0-0-0	0-0-0		HOME		0-1-0		0-0-0		1-1-0							
5-10-0	0-0-0	0-0-		AWAY		2-3-0		0-1-0		3-6-0							
0-2-0	0-0-0	0-0-0		NEUTRAL		0-0-0		0-0-0		0-2-0							
<hr/>																	
6-13-0	0-0-0	0-0-0		CONFERENCE		1-2-0		0-5-0		5-6-0							
4-6-0	0-0-0	0-0-0		HOME		1-2-0		0-2-0		3-2-0							
2-7-0	0-0-0	0-0-0		AWAY		0-0-0		0-3-0		2-4-0							
0-0-0	0-0-0	0-0-0		NEUTRAL		0-0-0		0-0-0		0-0-0							
<hr/>																	
RPI	S	Opponent	Score	RPI	S	Opponent	Score	RPI	S	Opponent	Score						
				64		A	Georgia Tech	6	15	125		A	Ill.-Chicago	0	1		
				64		A	Georgia Tech	6	14	125		A	Ill.-Chicago	2	10		
				64		A	Georgia Tech	12	3	125		A	Ill.-Chicago	0	3		
				68		A	Kent St.	11	6	125		H	Ill.-Chicago	2	6		
				68		H	Kent St.	3	6	125		H	Ill.-Chicago	2	23		
				75		H	Wright St.	8	11	147		A	Austin Peay	2	9		
				75		H	Wright St.	5	2	163		A	Canisius	4	2		
				75		H	Wright St.	4	16	164		A	Ohio St.	8	12		
				91		A	Morehead St.	9	23	185		N	Indiana St.	4	14		
										213		A	Eastern Ky.	3	8		
										213		A	Eastern Ky.	0	11		
										213		A	Eastern Ky.	6	11		
										216		H	Oakland	12	4		
										216		H	Oakland	5	4		
										216		H	Oakland	6	10		
										218		H	Ohio	5	6		
										247		A	Northern Ky.	8	15		
										247		A	Northern Ky.	8	7		
										247		A	Northern Ky.	3	6		
										248		A	Milwaukee	0	3		
						248		A	Milwaukee	6	5						
				LAST 10 GAMES													
163		A	Canisius	4	2	263		H	Bowling Green	6	5	248		H	Milwaukee	5	1
248		H	Milwaukee	5	1	68		H	Kent St.	3	6	248		H	Milwaukee	2	5
248		H	Milwaukee	2	5	248		A	Milwaukee	6	5	255		A	Richmond	1	7
125		H	Ill.-Chicago	2	6	248		A	Milwaukee	0	3	255		A	Richmond	2	5
125		H	Ill.-Chicago	2	23	248		A	Milwaukee	5	14	255		A	Richmond	8	5

Non-Div. I Games:

Youngstown St.

RPI	S	Opponent	Score	
263	A	Bowling Green	3	1
263	H	Bowling Green	6	5
273	N	Illinois St.	7	13

Youngstown St.

Y  
o  
u  
n  
g  
s  
t  
o  
w  
n  
s  
t  
.

Y  
o  
u  
n  
g  
s  
t  
o  
w  
n  
s  
t  
.

Average RPI Win:	185	WON-LOST	WINNING	LAST 10	STRENGTH OF	OPP. STRENGTH	TEAM	ADJ	CONF.	ADJ CONF.	
Average RPI Loss:	154	RECORD	PCT. RANK	GAMES	SCHEDULE	OF SCHEDULE	RPI	RPI	RPI	RPI	
DIV. I ONLY	10-26-0	.27778	277	2-8-0	203	213	263	.43353	263	22	22
DIV. I NON-CONF.	4-15-0	.21053	275	0-1-0	160	241	262	.43175	262	18	18
<hr/>											
TOTALS	RPI 1-25	RPI 26-50		W-L RECORDS		RPI 51-100		RPI 101-150		RPI 150+	
10-26-0	0-0-0	0-3-0		OVERALL		2-3-0		1-8-0		7-12-0	
3-7-0	0-0-0	0-0-0		HOME		1-0-0		1-2-0		1-5-0	
4-18-0	0-0-0	0-3-0		AWAY		1-3-0		0-6-0		3-6-0	
3-1-0	0-0-0	0-0-0		NEUTRAL		0-0-0		0-0-0		3-1-0	
<hr/>											
4-15-0	0-0-0	0-3-0		NON-CONFERENCE		1-2-0		0-3-0		3-7-0	
0-3-0	0-0-0	0-0-0		HOME		0-0-0		0-0-0		0-3-0	
1-11-0	0-0-0	0-0-		AWAY		1-2-0		0-3-0		0-3-0	
3-1-0	0-0-0	0-0-0		NEUTRAL		0-0-0		0-0-0		3-1-0	
<hr/>											
6-11-0	0-0-0	0-0-0		CONFERENCE		1-1-0		1-5-0		4-5-0	
3-4-0	0-0-0	0-0-0		HOME		1-0-0		1-2-0		1-2-0	
3-7-0	0-0-0	0-0-0		AWAY		0-1-0		0-3-0		3-3-0	
0-0-0	0-0-0	0-0-0		NEUTRAL		0-0-0		0-0-0		0-0-0	
<hr/>											
RPI S	Opponent	Score	RPI S	Opponent	Score	RPI S	Opponent	Score	RPI S	Opponent	Score
			43 A	Texas A&M	1 15	68 A	Kent St.	0 3	101 A	Middle Tenn.	8 20
			43 A	Texas A&M	5 16	68 H	Kent St.	9 3	116 A	Jacksonville St.	0 5
			43 A	Texas A&M	2 19	91 A	Morehead St.	7 11	128 H	Central Mich.	3 2
						91 A	Morehead St.	6 5	128 H	Central Mich.	2 8
						91 A	Morehead St.	6 9	128 H	Central Mich.	7 8
									132 A	Ball St.	4 7
									132 A	Ball St.	5 23
									132 A	Ball St.	6 13
									145 A	Belmont	5 7
									178 A	Lipscomb	0 2
									182 A	Eastern Mich.	0 3
									182 A	Eastern Mich.	6 2
									182 A	Eastern Mich.	6 7
									187 H	Niagara	1 3
									187 H	Niagara	2 3
									207 H	Toledo	5 4
									207 H	Toledo	4 20
									207 H	Toledo	4 8
									215 N	Georgia St.	6 3
									215 N	Georgia St.	4 1
									237 N	Army West Point	0 5
									237 N	Army West Point	5 0
			LAST 10 GAMES						252 A	Northern Ill.	0 11
			68 A	Kent St.	0 3	132 A	Ball St.	6 13	252 A	Northern Ill.	7 4
			128 H	Central Mich.	2 8	132 A	Ball St.	5 23	252 A	Northern Ill.	9 1
			128 H	Central Mich.	3 2	132 A	Ball St.	4 7	262 A	Youngstown St.	5 6
			128 H	Central Mich.	7 8	68 H	Kent St.	9 3	262 H	Youngstown St.	1 3
			262 A	Youngstown St.	5 6	207 H	Toledo	4 8			

Non-Div. I Games:

Bowling Green

Bowling Green

U  
t  
a  
h  
v  
a  
l  
l  
e  
y

Utah Valley



RPI	S	Opponent	Score	
230	A	UTRGV	4	3
230	A	UTRGV	4	1
261	H	Incarnate Word	11	8
261	H	Incarnate Word	5	0
261	H	Incarnate Word	4	6
286	H	Chicago St.	3	4
286	H	Chicago St.	4	1
286	H	Chicago St.	11	10

Utah Valley

U  
S  
C  
U  
P  
S  
t  
a  
t  
e

USC Upstate

RPI	S	Opponent	Score	
219	H	Georgetown	12	0
225	H	James Madison	1	2
244	H	Quinnipiac	5	3
244	H	Quinnipiac	5	3
244	H	Quinnipiac	3	11
258	H	Longwood	10	5
271	H	La Salle	7	3
271	H	La Salle	6	3
271	H	La Salle	1	8
275	H	Dayton	21	20

S  
a  
n  
t  
a  
C  
l  
a  
r  
a

Santa Clara

Average RPI Win: 220		WON-LOST	WINNING	LAST 10	STRENGTH OF		OPP. STRENGTH	TEAM	ADJ		CONF.	ADJ CONF.		
Average RPI Loss: 168		RECORD	PCT. RANK	GAMES	SCHEDULE		OF SCHEDULE	RPI	RPI		RPI	RPI		
DIV. I ONLY		12-27-0	.30769	267	4-6-0		239	239	267	.42599	267	15	15	
DIV. I NON-CONF.		8-22-0	.26667	262	0-5-0		226	225	273	.42109	272	12	12	
TOTALS		RPI 1-25	RPI 26-50		W-L RECORDS		RPI 51-100		RPI 101-150		RPI 150+			
12-27-0		0-1-0	0-4-0		OVERALL		0-0-0		2-2-0		10-20-0			
5-11-0		0-0-0	0-0-0		HOME		0-0-0		1-0-0		4-11-0			
7-15-0		0-1-0	0-4-0		AWAY		0-0-0		1-2-0		6-8-0			
0-1-0		0-0-0	0-0-0		NEUTRAL		0-0-0		0-0-0		0-1-0			
8-22-0		0-1-0	0-4-0		NON-CONFERENCE		0-0-0		2-2-0		6-15-0			
4-9-0		0-0-0	0-0-0		HOME		0-0-0		1-0-0		3-9-0			
4-12-0		0-1-0	0-0-		AWAY		0-0-0		1-2-0		3-5-0			
0-1-0		0-0-0	0-0-0		NEUTRAL		0-0-0		0-0-0		0-1-0			
4-5-0		0-0-0	0-0-0		CONFERENCE		0-0-0		0-0-0		4-5-0			
1-2-0		0-0-0	0-0-0		HOME		0-0-0		0-0-0		1-2-0			
3-3-0		0-0-0	0-0-0		AWAY		0-0-0		0-0-0		3-3-0			
0-0-0		0-0-0	0-0-0		NEUTRAL		0-0-0		0-0-0		0-0-0			
RPI	S	Opponent	Score		RPI	S	Opponent	Score		RPI	S	Opponent	Score	
19	A	Vanderbilt	4	7	26	A	Indiana	3	6	131	A	Central Ark.	9	16
					27	A	Southern Miss.	2	18	131	A	Central Ark.	9	10
					27	A	Southern Miss.	10	14	131	A	Central Ark.	9	3
					27	A	Southern Miss.	2	9	147	H	Austin Peay	6	1
										172	A	Southern Ill.	3	8
										172	A	Southern Ill.	2	5
										172	A	Southern Ill.	2	3
										178	A	Lipscomb	1	4
										178	A	Lipscomb	10	5
										178	A	Lipscomb	3	4
										184	A	UT Martin	8	9
										184	H	UT Martin	4	12
										185	H	Indiana St.	4	1
										185	H	Indiana St.	1	9
										185	H	Indiana St.	3	5
										196	H	Murray St.	4	5
										196	N	Murray St.	1	8
										202	H	Western Mich.	6	5
										202	H	Western Mich.	3	4
										202	H	Western Mich.	2	11
										241	A	Campbell	6	2
										241	A	Campbell	13	9
										241	A	Campbell	1	8
										245	A	SIUE	2	5
										245	H	SIUE	7	8
										248	H	Milwaukee	5	7
										248	H	Milwaukee	2	8
LAST 10 GAMES														
196	H	Murray St.	4	5	273	A	Illinois St.	1	0	241	A	Campbell	1	8
196	N	Murray St.	1	8	273	A	Illinois St.	8	1	245	A	SIUE	2	5
252	H	Northern Ill.	0	1	273	A	Illinois St.	12	9	245	H	SIUE	7	8
252	H	Northern Ill.	2	5	185	H	Indiana St.	3	5	248	H	Milwaukee	5	7
184	A	UT Martin	8	9	185	H	Indiana St.	4	1	248	H	Milwaukee	2	8

Non-Div. I Games: Southern Ind. 5 1

Evansville

RPI	S	Opponent	Score	
248	H	Milwaukee	6	4
248	H	Milwaukee	2	0
252	H	Northern Ill.	0	1
252	H	Northern Ill.	2	5
273	A	Illinois St.	8	1
273	A	Illinois St.	12	9
273	A	Illinois St.	1	0

Evansville

E  
v  
a  
n  
s  
v  
i  
l  
l  
e

E  
v  
a  
n  
s  
v  
i  
l  
l  
e

Average RPI Win:		265	WON-LOST RECORD		WINNING PCT. RANK		LAST 10 GAMES		STRENGTH OF SCHEDULE		OPP. STRENGTH OF SCHEDULE		TEAM RPI		ADJ RPI		CONF. RPI		ADJ CONF. RPI				
DIV. I ONLY			15-25-0		.375	237		5-5-0		276		293		268		.42537		268		31		31	
DIV. I NON-CONF.			2-15-0		.11765	291		0-1-0		109		203		261		.43246		261		31		31	
TOTALS		RPI 1-25		RPI 26-50				W-L RECORDS				RPI 51-100				RPI 101-150				RPI 150+			
15-25-0		0-2-0		0-1-0				OVERALL				0-0-0				1-4-0				14-18-0			
9-2-0		0-0-0		0-0-0				HOME				0-0-0				0-0-0				9-2-0			
6-22-0		0-0-0		0-1-0				AWAY				0-0-0				1-4-0				5-14-0			
0-1-0		0-0-0		0-0-0				NEUTRAL				0-0-0				0-0-0				0-1-0			
2-15-0		0-2-0		0-1-0				NON-CONFERENCE				0-0-0				1-4-0				1-8-0			
0-0-0		0-0-0		0-0-0				HOME				0-0-0				0-0-0				0-0-0			
2-15-0		0-2-0		0-0-				AWAY				0-0-0				1-4-0				1-8-0			
0-0-0		0-0-0		0-0-0				NEUTRAL				0-0-0				0-0-0				0-0-0			
13-10-0		0-0-0		0-0-0				CONFERENCE				0-0-0				0-0-0				13-10-0			
9-2-0		0-0-0		0-0-0				HOME				0-0-0				0-0-0				9-2-0			
4-7-0		0-0-0		0-0-0				AWAY				0-0-0				0-0-0				4-7-0			
0-1-0		0-0-0		0-0-0				NEUTRAL				0-0-0				0-0-0				0-1-0			
RPI	S	Opponent		Score		RPI	S	Opponent		Score		RPI	S	Opponent		Score		RPI	S	Opponent		Score	
5	A	Texas Tech		7	14	31	A	Houston		3	16			121	A	SFA		0	14				
5	A	Texas Tech		4	8									121	A	SFA		0	7				
														124	A	Houston Baptist		4	1				
														127	A	Lamar University		2	5				
														127	A	Lamar University		2	3				
														168	A	Nicholls St.		3	2				
														168	A	Nicholls St.		1	10				
														168	A	Nicholls St.		1	2				
														224	A	Jackson St.		1	11				
														224	A	Jackson St.		4	12				
														224	N	Jackson St.		0	15				
														230	A	UTRGV		4	5				
														230	A	UTRGV		2	12				
														230	A	UTRGV		0	9				
														230	A	UTRGV		4	11				
														261	A	Incarnate Word		5	7				
														261	A	Incarnate Word		9	17				
														278	A	Ark.-Pine Bluff		7	2				
														278	A	Ark.-Pine Bluff		9	5				
														278	A	Ark.-Pine Bluff		3	4				
														278	H	Ark.-Pine Bluff		11	14				
														278	H	Ark.-Pine Bluff		9	5				
														278	H	Ark.-Pine Bluff		7	4				
														282	H	Grambling		5	6				
														282	H	Grambling		12	11				
														282	H	Grambling		6	5				
														285	A	Prairie View		6	4				
LAST 10 GAMES																							
						127	A	Lamar University		2	3	285	H	Prairie View		3	0	278	H	Ark.-Pine Bluff		7	4
						278	A	Ark.-Pine Bluff		7	2	285	H	Prairie View		8	6	282	H	Grambling		5	6
						278	A	Ark.-Pine Bluff		9	5	294	A	Southern U.		5	8	282	H	Grambling		12	11
						278	A	Ark.-Pine Bluff		3	4	294	A	Southern U.		11	12	282	H	Grambling		6	5
						285	H	Prairie View		8	4	294	A	Southern U.		6	8	285	A	Prairie View		6	4

Non-Div. I Games:

Texas Southern

Texas Southern



Average RPI Win: 261		WON-LOST	WINNING	LAST 10	STRENGTH OF		OPP. STRENGTH	TEAM	ADJ	CONF.	ADJ CONF.
Average RPI Loss: 168		RECORD	PCT. RANK	GAMES	SCHEDULE		OF SCHEDULE	RPI	RPI	RPI	RPI
DIV. I ONLY		13-23-0	.36111	247	7-3-0		278	279	269	.4233	269
DIV. I NON-CONF.		3-15-0	.16667	282	2-1-0		158	194	268	.42813	268
TOTALS		RPI 1-25	RPI 26-50		W-L RECORDS		RPI 51-100		RPI 101-150		RPI 150+
13-23-0		0-4-0	0-0-0		OVERALL		1-2-0		0-4-0		12-13-0
6-4-0		0-0-0	0-0-0		HOME		0-0-0		0-0-0		6-4-0
7-17-0		0-2-0	0-0-0		AWAY		1-2-0		0-4-0		6-9-0
0-2-0		0-2-0	0-0-0		NEUTRAL		0-0-0		0-0-0		0-0-0
3-15-0		0-4-0	0-0-0		NON-CONFERENCE		0-0-0		0-4-0		3-7-0
1-0-0		0-0-0	0-0-0		HOME		0-0-0		0-0-0		1-0-0
2-13-0		0-2-0	0-0-		AWAY		0-0-0		0-4-0		2-7-0
0-2-0		0-2-0	0-0-0		NEUTRAL		0-0-0		0-0-0		0-0-0
10-8-0		0-0-0	0-0-0		CONFERENCE		1-2-0		0-0-0		9-6-0
5-4-0		0-0-0	0-0-0		HOME		0-0-0		0-0-0		5-4-0
5-4-0		0-0-0	0-0-0		AWAY		1-2-0		0-0-0		4-2-0
0-0-0		0-0-0	0-0-0		NEUTRAL		0-0-0		0-0-0		0-0-0
RPI S	Opponent	Score	RPI S	Opponent	Score	RPI S	Opponent	Score	RPI S	Opponent	Score
5 N	Texas Tech	1 15				94 A	Oral Roberts	0 3	102 A	Iowa	1 4
5 N	Texas Tech	5 13				94 A	Oral Roberts	0 1	130 A	Southeast Mo. St.	2 22
16 A	Mississippi St.	2 8				94 A	Oral Roberts	5 2	130 A	Southeast Mo. St.	1 5
16 A	Mississippi St.	9 10							130 A	Southeast Mo. St.	4 5
									161 A	Saint Louis	6 7
									172 A	Southern Ill.	2 12
									172 A	Southern Ill.	6 8
									172 A	Southern Ill.	2 3
									239 H	South Dakota St.	8 4
									239 H	South Dakota St.	7 2
									239 H	South Dakota St.	5 13
									245 A	SIUE	3 9
									245 H	SIUE	21 4
									273 A	Illinois St.	4 1
									274 H	North Dakota St.	0 1
									274 H	North Dakota St.	5 7
									274 H	North Dakota St.	5 1
									275 A	Dayton	1 4
									275 A	Dayton	0 6
									275 A	Dayton	7 5
									277 A	Omaha	2 4
									277 A	Omaha	11 10
									277 A	Omaha	14 4
									299 A	Fort Wayne	0 2
									299 A	Fort Wayne	15 5
									299 A	Fort Wayne	7 4
									299 H	Fort Wayne	6 5
LAST 10 GAMES			LAST 10 GAMES			LAST 10 GAMES			LAST 10 GAMES		
273 A	Illinois St.	4 1	239 H	South Dakota St.	5 13	277 A	Omaha	11 10	277 A	Omaha	14 4
299 A	Fort Wayne	15 5	239 H	South Dakota St.	8 4	299 A	Fort Wayne	0 2	299 A	Fort Wayne	15 5
299 A	Fort Wayne	0 2	239 H	South Dakota St.	7 2	299 A	Fort Wayne	7 4	299 A	Fort Wayne	7 4
299 A	Fort Wayne	7 4	102 A	Iowa	1 4	299 H	Fort Wayne	6 5			
245 H	SIUE	21 4	277 A	Omaha	11 10						

Non-Div. I Games: St. Ambrose 9 0 Robert Morris-Peoria 12 1

Western Ill.

Western Illinois.

Western Illinois.

Western Ill.

I  
o  
n  
a

Iona

RPI	S	Opponent	Score	
292	A	NYIT	9	1
292	H	NYIT	13	4

Iona

I  
o  
n  
a

I  
o  
n  
a

Average RPI Win: 227		WON-LOST RECORD		WINNING PCT. RANK		LAST 10 GAMES		STRENGTH OF SCHEDULE		OPP. STRENGTH OF SCHEDULE		TEAM RPI		ADJ RPI		CONF. RPI		ADJ CONF. RPI					
DIV. I ONLY		8-29-0		.21622 289		2-8-0		183		253		271		.42076 271		24		24					
DIV. I NON-CONF.		6-19-0		.24 267		1-4-0		181		274		260		.43368 260		24		24					
TOTALS		RPI 1-25		RPI 26-50		W-L RECORDS		RPI 51-100		RPI 101-150		RPI 150+											
8-29-0		0-2-0		0-0-0		OVERALL		0-6-0		0-2-0		8-19-0											
3-5-0		0-0-0		0-0-0		HOME		0-0-0		0-0-0		3-5-0											
4-18-0		0-2-0		0-0-0		AWAY		0-6-0		0-0-0		4-10-0											
1-6-0		0-0-0		0-0-0		NEUTRAL		0-0-0		0-2-0		1-4-0											
6-19-0		0-2-0		0-0-0		NON-CONFERENCE		0-3-0		0-2-0		6-12-0											
2-0-0		0-0-0		0-0-0		HOME		0-0-0		0-0-0		2-0-0											
3-13-0		0-2-0		0-0-		AWAY		0-3-0		0-0-0		3-8-0											
1-6-0		0-0-0		0-0-0		NEUTRAL		0-0-0		0-2-0		1-4-0											
2-10-0		0-0-0		0-0-0		CONFERENCE		0-3-0		0-0-0		2-7-0											
1-5-0		0-0-0		0-0-0		HOME		0-0-0		0-0-0		1-5-0											
1-5-0		0-0-0		0-0-0		AWAY		0-3-0		0-0-0		1-2-0											
0-0-0		0-0-0		0-0-0		NEUTRAL		0-0-0		0-0-0		0-0-0											
RPI	S	Opponent		Score		RPI	S	Opponent		Score		RPI	S	Opponent		Score							
14	A	Virginia		3	18							83	A	East Carolina		3	7	141	N	Butler		1	3
14	A	Virginia		3	12							83	A	East Carolina		4	8	141	N	Butler		5	6
												83	A	East Carolina		1	12	154	H	Delaware		7	3
												90	A	VCU		1	8	158	A	Wofford		7	6
												90	A	VCU		0	7	158	A	Wofford		1	6
												90	A	VCU		0	3	165	H	Davidson		4	24
																		165	H	Davidson		4	6
																		165	H	Davidson		7	8
																		187	N	Niagara		5	8
																		187	N	Niagara		0	9
																		199	N	Penn		2	1
																		204	A	Miami (OH)		1	7
																		204	A	Miami (OH)		2	15
																		204	A	Miami (OH)		2	3
																		218	N	Ohio		2	10
																		218	N	Ohio		5	14
																		236	A	Fordham		3	4
																		236	A	Fordham		7	6
																		236	A	Fordham		2	5
																		243	H	Massachusetts		0	3
																		243	H	Massachusetts		4	3
																		243	H	Massachusetts		2	6
						LAST 10 GAMES												265	A	USC Upstate		3	6
																		265	A	USC Upstate		3	7
																		265	A	USC Upstate		8	1
																		279	A	Delaware St.		2	4
																		279	H	Delaware St.		4	2

Non-Div. I Games:

La Salle

RPI	S	Opponent	Score	
283	A	Lehigh	2	1
283	A	Lehigh	4	13

La Salle

L  
a  
S  
a  
l  
l  
e

L  
a  
S  
a  
l  
l  
e

Hofstra

RPI	S	Opponent	Score	
257	H	LIU Brooklyn	6	9
282	N	Grambling	7	8
292	A	NYIT	6	5
292	H	NYIT	14	3
294	N	Southern U.	4	2

Hofstra

H  
o  
f  
s  
t  
r  
a

H  
o  
f  
s  
t  
r  
a



Average RPI Win: 200		WON-LOST RECORD		WINNING PCT. RANK		LAST 10 GAMES		STRENGTH OF SCHEDULE		OPP. STRENGTH OF SCHEDULE		TEAM RPI		ADJ RPI		CONF. RPI		ADJ CONF. RPI	
DIV. I ONLY		10-28-0		.26316 282		1-8-0		260		167		273		.41857 273		15		15	
DIV. I NON-CONF.		8-20-0		.28571 256		0-3-0		253		201		267		.42815 267		12		12	
TOTALS		RPI 1-25		RPI 26-50		W-L RECORDS		RPI 51-100		RPI 101-150		RPI 150+							
10-28-0		0-0-0		0-0-0		OVERALL		1-8-0		2-5-0		7-15-0							
3-7-0		0-0-0		0-0-0		HOME		0-0-0		0-0-0		3-7-0							
5-21-0		0-0-0		0-0-0		AWAY		1-8-0		2-5-0		2-8-0							
2-0-0		0-0-0		0-0-0		NEUTRAL		0-0-0		0-0-0		2-0-0							
8-20-0		0-0-0		0-0-0		NON-CONFERENCE		1-5-0		1-3-0		6-12-0							
3-4-0		0-0-0		0-0-0		HOME		0-0-0		0-0-0		3-4-0							
4-16-0		0-0-0		0-0-		AWAY		1-5-0		1-3-0		2-8-0							
1-0-0		0-0-0		0-0-0		NEUTRAL		0-0-0		0-0-0		1-0-0							
2-8-0		0-0-0		0-0-0		CONFERENCE		0-3-0		1-2-0		1-3-0							
0-3-0		0-0-0		0-0-0		HOME		0-0-0		0-0-0		0-3-0							
1-5-0		0-0-0		0-0-0		AWAY		0-3-0		1-2-0		0-0-0							
1-0-0		0-0-0		0-0-0		NEUTRAL		0-0-0		0-0-0		1-0-0							
RPI	S	Opponent	Score	RPI	S	Opponent	Score	RPI	S	Opponent	Score	RPI	S	Opponent	Score				
								57	A	DBU	4 11	106	A	Xavier	2 3				
								57	A	DBU	6 7	106	A	Xavier	7 5				
								57	A	DBU	2 10	106	A	Xavier	8 9				
								87	A	Notre Dame	6 7	138	A	Bradley	6 8				
								95	A	Tennessee Tech	3 4	138	A	Bradley	9 4				
								95	A	Tennessee Tech	9 2	138	A	Bradley	3 13				
								96	A	Memphis	11 12	147	A	Austin Peay	4 9				
								96	A	Memphis	4 5	161	H	Saint Louis	2 1				
								96	A	Memphis	1 3	170	A	Illinois	1 7				
												170	H	Illinois	5 6				
												175	H	Valparaiso	3 4				
												178	A	Lipscomb	3 8				
												178	A	Lipscomb	8 10				
												178	A	Lipscomb	1 3				
												185	N	Indiana St.	17 7				
												204	A	Miami (OH)	4 9				
												204	A	Miami (OH)	7 8				
												204	A	Miami (OH)	6 8				
												250	A	Western Ky.	4 3				
												250	A	Western Ky.	12 4				
												250	A	Western Ky.	6 13				
												262	N	Youngstown St.	13 7				
												267	H	Evansville	9 12				
												267	H	Evansville	1 8				
												267	H	Evansville	0 1				
												269	H	Western Ill.	1 4				
												275	H	Dayton	4 2				

<b>Non-Div. I Games:</b>	<b>III. Wesleyan</b>	<b>7</b>	<b>5</b>
--------------------------	----------------------	----------	----------

Illinois St.



Average RPI Win:	258	WON-LOST	WINNING	LAST 10	STRENGTH OF	OPP. STRENGTH	TEAM	ADJ	CONF.	ADJ CONF.			
Average RPI Loss:	204	RECORD	PCT. RANK	GAMES	SCHEDULE	OF SCHEDULE	RPI	RPI	RPI	RPI			
DIV. I ONLY	17-20-0	.45946	184	5-4-0	298	280	274	.41781	274	29	29		
DIV. I NON-CONF.	7-12-0	.36842	230	0-1-0	297	271	277	.41915	277	29	29		
<hr/>													
TOTALS	RPI 1-25	RPI 26-50		W-L RECORDS		RPI 51-100		RPI 101-150		RPI 150+			
17-20-0	0-0-0	0-0-0		OVERALL		1-5-0		1-2-0		15-13-0			
6-4-0	0-0-0	0-0-0		HOME		0-1-0		0-0-0		6-3-0			
10-12-0	0-0-0	0-0-0		AWAY		1-4-0		0-0-0		9-8-0			
1-4-0	0-0-0	0-0-0		NEUTRAL		0-0-0		1-2-0		0-2-0			
<hr/>													
7-12-0	0-0-0	0-0-0		NON-CONFERENCE		1-2-0		1-2-0		5-8-0			
0-1-0	0-0-0	0-0-0		HOME		0-1-0		0-0-0		0-0-0			
6-7-0	0-0-0	0-0-		AWAY		1-1-0		0-0-0		5-6-0			
1-4-0	0-0-0	0-0-0		NEUTRAL		0-0-0		1-2-0		0-2-0			
<hr/>													
10-8-0	0-0-0	0-0-0		CONFERENCE		0-3-0		0-0-0		10-5-0			
6-3-0	0-0-0	0-0-0		HOME		0-0-0		0-0-0		6-3-0			
4-5-0	0-0-0	0-0-0		AWAY		0-3-0		0-0-0		4-2-0			
0-0-0	0-0-0	0-0-0		NEUTRAL		0-0-0		0-0-0		0-0-0			
<hr/>													
RPI	S	Opponent	Score	RPI	S	Opponent	Score	RPI	S	Opponent	Score		
				63 A Minnesota				1	7	150 N St. Bonaventure		3	10
				63 A Minnesota				3	1	150 N St. Bonaventure		10	0
				63 H Minnesota				1	6	150 N St. Bonaventure		3	7
				94 A Oral Roberts				2	8	239 H South Dakota St.		0	1
				94 A Oral Roberts				1	9	239 H South Dakota St.		4	1
				94 A Oral Roberts				1	5	239 H South Dakota St.		4	1
								243 N Massachusetts		5	9		
								249 A Northern Colo.		5	7		
								249 A Northern Colo.		6	7		
								249 A Northern Colo.		7	4		
								249 A Northern Colo.		2	8		
								251 A Abilene Christian		1	9		
								251 A Abilene Christian		1	4		
								251 A Abilene Christian		3	5		
								269 A Western Ill.		1	5		
								269 A Western Ill.		7	5		
								269 A Western Ill.		1	0		
								277 A Omaha		6	1		
								277 A Omaha		1	0		
								277 A Omaha		0	10		
				277 H Omaha		10	2						
				277 H Omaha		1	3						
				277 H Omaha		3	6						
				283 N Lehigh		0	4						
				297 A Mississippi Val.		9	6						
				297 A Mississippi Val.		9	3						
				297 A Mississippi Val.		10	4						
<hr/>													
				LAST 10 GAMES									
277 H Omaha				3	6	299 H Fort Wayne				6	4		
277 H Omaha				10	2	63 H Minnesota				1	6		
277 H Omaha				1	3	239 H South Dakota St.				0	1		
299 H Fort Wayne				12	2	239 H South Dakota St.				4	1		
299 H Fort Wayne				2	1	239 H South Dakota St.				4	1		

Non-Div. I Games: Dakota Wesleyan 3 2 Minot St. 7 4

North Dakota St.

RPI	S	Opponent	Score	
297	A	Mississippi Val.	7	4
299	H	Fort Wayne	6	4
299	H	Fort Wayne	2	1
299	H	Fort Wayne	12	2

North Dakota St.

N  
o  
r  
t  
h  
D  
a  
k  
o  
t  
a  
S  
t  
.

N  
o  
r  
t  
h  
D  
a  
k  
o  
t  
a  
S  
t  
.

Average RPI Win:		217	WON-LOST RECORD		WINNING PCT. RANK		LAST 10 GAMES		STRENGTH OF SCHEDULE		OPP. STRENGTH OF SCHEDULE		TEAM RPI		ADJ RPI		CONF. RPI		ADJ CONF. RPI	
DIV. I ONLY			12-28-0		.3 271		2-8-0		243		254		275		.41776 275		24		24	
DIV. I NON-CONF.			10-18-0		.35714 237		1-3-0		264		251		265		.42964 265		24		24	
TOTALS		RPI 1-25		RPI 26-50		W-L RECORDS		RPI 51-100		RPI 101-150		RPI 150+								
12-28-0		0-1-0		0-0-0		OVERALL		0-1-0		2-10-0		10-16-0								
6-9-0		0-0-0		0-0-0		HOME		0-0-0		1-1-0		5-8-0								
4-16-0		0-0-0		0-0-0		AWAY		0-1-0		1-8-0		3-7-0								
2-3-0		0-1-0		0-0-0		NEUTRAL		0-0-0		0-1-0		2-1-0								
10-18-0		0-1-0		0-0-0		NON-CONFERENCE		0-1-0		2-7-0		8-9-0								
5-4-0		0-0-0		0-0-0		HOME		0-0-0		1-1-0		4-3-0								
3-11-0		0-0-0		0-0-		AWAY		0-1-0		1-5-0		2-5-0								
2-3-0		0-1-0		0-0-0		NEUTRAL		0-0-0		0-1-0		2-1-0								
2-10-0		0-0-0		0-0-0		CONFERENCE		0-0-0		0-3-0		2-7-0								
1-5-0		0-0-0		0-0-0		HOME		0-0-0		0-0-0		1-5-0								
1-5-0		0-0-0		0-0-0		AWAY		0-0-0		0-3-0		1-2-0								
0-0-0		0-0-0		0-0-0		NEUTRAL		0-0-0		0-0-0		0-0-0								
RPI	S	Opponent		Score		RPI	S	Opponent		Score		RPI	S	Opponent		Score				
21	N	Maryland		2	11							75	A	Wright St.		4	5			
												117	N	William & Mary		0	7			
												132	A	Ball St.		3	4			
												132	A	Ball St.		0	6			
												132	H	Ball St.		2	10			
												132	H	Ball St.		3	2			
												141	A	Butler		0	4			
												146	A	Furman		7	9			
												146	A	Furman		12	11			
												146	A	Furman		3	9			
												150	A	St. Bonaventure		0	9			
												150	A	St. Bonaventure		14	18			
												150	A	St. Bonaventure		4	6			
												155	N	UMass Lowell		13	8			
												161	A	Saint Louis		3	5			
												161	A	Saint Louis		6	5			
												161	A	Saint Louis		2	4			
												197	N	UNC Asheville		6	12			
												204	A	Miami (OH)		6	7			
												204	H	Miami (OH)		9	16			
												207	H	Toledo		7	11			
												213	A	Eastern Ky.		3	2			
												218	A	Ohio		2	5			
												219	N	Georgetown		8	7			
												221	H	George Mason		6	8			
												221	H	George Mason		5	10			
												221	H	George Mason		1	7			
												221	H	George Mason		1	7			
												247	H	Northern Ky.		10	3			
LAST 10 GAMES																				
141	A	Butler		0	4	213	A	Eastern Ky.		3	2									
161	A	Saint Louis		3	5	221	H	George Mason		5	10									
161	A	Saint Louis		6	5	221	H	George Mason		6	8									
161	A	Saint Louis		2	4	221	H	George Mason		1	7									
207	H	Toledo		7	11	204	A	Miami (OH)		6	7									

Non-Div. I Games:

Dayton

RPI	S	Opponent	Score	
255	H	Richmond	1	11
255	H	Richmond	5	10
255	H	Richmond	6	5
263	H	Bowling Green	3	1
265	A	USC Upstate	20	21
269	H	Western Ill.	6	0
269	H	Western Ill.	5	7
269	H	Western Ill.	4	1
273	A	Illinois St.	10	2
273	A	Illinois St.	2	4
273	A	Illinois St.	2	7

Dayton

D  
a  
y  
t  
o  
n

D  
a  
y  
t  
o  
n

Average RPI Win: 234		WON-LOST	WINNING	LAST 10	STRENGTH OF		OPP. STRENGTH	TEAM	ADJ		CONF.	ADJ CONF.
Average RPI Loss: 186		RECORD	PCT. RANK	GAMES	SCHEDULE		OF SCHEDULE	RPI	RPI		RPI	RPI
DIV. I ONLY		12-19-0	.3871	233	6-4-0		285	268	276		.41708	276
DIV. I NON-CONF.		8-13-0	.38095	222	4-1-0		283	268	254		.43702	254
TOTALS		RPI 1-25	RPI 26-50		W-L RECORDS		RPI 51-100		RPI 101-150		RPI 150+	
12-19-0		0-0-0	0-1-0		OVERALL		0-1-0		3-4-0		9-13-0	
4-6-0		0-0-0	0-0-0		HOME		0-0-0		3-3-0		1-3-0	
6-11-0		0-0-0	0-1-0		AWAY		0-1-0		0-1-0		6-8-0	
2-2-0		0-0-0	0-0-0		NEUTRAL		0-0-0		0-0-0		2-2-0	
8-13-0		0-0-0	0-1-0		NON-CONFERENCE		0-1-0		2-1-0		6-10-0	
2-1-0		0-0-0	0-0-0		HOME		0-0-0		2-0-0		0-1-0	
4-10-0		0-0-0	0-0-		AWAY		0-1-0		0-1-0		4-7-0	
2-2-0		0-0-0	0-0-0		NEUTRAL		0-0-0		0-0-0		2-2-0	
4-6-0		0-0-0	0-0-0		CONFERENCE		0-0-0		1-3-0		3-3-0	
2-5-0		0-0-0	0-0-0		HOME		0-0-0		1-3-0		1-2-0	
2-1-0		0-0-0	0-0-0		AWAY		0-0-0		0-0-0		2-1-0	
0-0-0		0-0-0	0-0-0		NEUTRAL		0-0-0		0-0-0		0-0-0	
RPI S	Opponent	Score	RPI S	Opponent	Score	RPI S	Opponent	Score	RPI S	Opponent	Score	
			39 A	St. John's (NY)	2 6	89 A	Seton Hall	2 9	105 A	Rutgers	2 9	
									129 H	Bryant	4 5	
									129 H	Bryant	0 1	
									129 H	Bryant	5 6	
									129 H	Bryant	7 1	
									150 H	St. Bonaventure	6 5	
									150 H	St. Bonaventure	4 1	
									154 A	Delaware	8 21	
									154 A	Delaware	7 15	
									154 A	Delaware	6 19	
									168 A	Nicholls St.	4 11	
									171 N	Holy Cross	6 2	
									171 N	Holy Cross	2 3	
									232 A	Rider	14 7	
									240 A	Towson	3 6	
									240 A	Towson	1 2	
									240 A	Towson	2 3	
									254 H	Villanova	4 8	
									260 A	Sacred Heart	4 3	
									260 A	Sacred Heart	4 6	
									260 A	Sacred Heart	6 1	
									282 N	Grambling	19 3	
									288 H	Fairleigh Dickinson	3 0	
									288 H	Fairleigh Dickinson	2 4	
									288 H	Fairleigh Dickinson	5 7	
									292 A	NYIT	4 0	
									292 A	NYIT	5 0	
LAST 10 GAMES			260 A	Sacred Heart	4 3	150 H	St. Bonaventure	6 5	282 N	Grambling	19 3	
			260 A	Sacred Heart	4 6	232 A	Rider	14 7	288 H	Fairleigh Dickinson	2 4	
			260 A	Sacred Heart	6 1	298 A	Saint Peter's	9 2	288 H	Fairleigh Dickinson	5 7	
			254 H	Villanova	4 8	129 H	Bryant	5 6	292 A	NYIT	4 0	
			150 H	St. Bonaventure	4 1	129 H	Bryant	4 5	292 A	NYIT	5 0	

Non-Div. I Games:

Wagner

RPI	S	Opponent	Score	
294	N	Southern U.	4	11
298	A	Saint Peter's	9	2

Wagner

W  
a  
g  
n  
e  
r

W  
a  
g  
n  
e  
r



Average RPI Win: 253		WON-LOST RECORD	WINNING PCT. RANK		LAST 10 GAMES	STRENGTH OF SCHEDULE	OPP. STRENGTH OF SCHEDULE	TEAM RPI	ADJ RPI		CONF. RPI	ADJ CONF. RPI					
Average RPI Loss: 169																	
DIV. I ONLY		10-30-0	.25	285	3-7-0	229	270	277	.41336	277	29	29					
DIV. I NON-CONF.		3-19-0	.13636	287	1-2-0	150	134	272	.42463	271	29	29					
<hr/>																	
TOTALS		RPI 1-25		RPI 26-50		W-L RECORDS		RPI 51-100		RPI 101-150		RPI 150+					
10-30-0		0-3-0		0-2-0		OVERALL		1-7-0		0-1-0		9-17-0					
2-14-0		0-0-0		0-1-0		HOME		0-3-0		0-0-0		2-10-0					
8-15-0		0-3-0		0-1-0		AWAY		1-3-0		0-1-0		7-7-0					
0-1-0		0-0-0		0-0-0		NEUTRAL		0-1-0		0-0-0		0-0-0					
3-19-0		0-3-0		0-2-0		NON-CONFERENCE		1-4-0		0-1-0		2-9-0					
0-4-0		0-0-0		0-1-0		HOME		0-0-0		0-0-0		0-3-0					
3-14-0		0-3-0		0-0-		AWAY		1-3-0		0-1-0		2-6-0					
0-1-0		0-0-0		0-0-0		NEUTRAL		0-1-0		0-0-0		0-0-0					
7-11-0		0-0-0		0-0-0		CONFERENCE		0-3-0		0-0-0		7-8-0					
2-10-0		0-0-0		0-0-0		HOME		0-3-0		0-0-0		2-7-0					
5-1-0		0-0-0		0-0-0		AWAY		0-0-0		0-0-0		5-1-0					
0-0-0		0-0-0		0-0-0		NEUTRAL		0-0-0		0-0-0		0-0-0					
RPI	S	Opponent		Score		RPI	S	Opponent		Score		RPI	S	Opponent		Score	
6	A	Louisville		2	7	38	A	Nebraska		2	13	58	A	Kansas		1	11
6	A	Louisville		0	6	38	H	Nebraska		1	3	58	A	Kansas		5	6
6	A	Louisville		0	10							81	N	Saint Mary's (CA)		3	9
												92	A	Kansas St.		5	2
												92	A	Kansas St.		1	10
												94	H	Oral Roberts		1	12
												94	H	Oral Roberts		0	12
												94	H	Oral Roberts		3	7
												239	H	South Dakota St.		2	5
												239	H	South Dakota St.		0	15
												239	H	South Dakota St.		4	13
												249	H	Northern Colo.		4	9
												249	H	Northern Colo.		3	7
												261	A	Incarnate Word		6	9
												261	A	Incarnate Word		0	3
												261	A	Incarnate Word		11	12
												269	H	Western Ill.		10	11
												269	H	Western Ill.		4	2
												269	H	Western Ill.		4	14
												274	A	North Dakota St.		2	10
												274	A	North Dakota St.		6	3
												274	A	North Dakota St.		3	1
												274	H	North Dakota St.		10	0
												274	H	North Dakota St.		0	1
												274	H	North Dakota St.		1	6
												299	A	Fort Wayne		9	8
												299	A	Fort Wayne		14	1
												299	A	Fort Wayne		4	1
<hr/>																	
LAST 10 GAMES																	
						38	A	Nebraska		2	13	222	A	Air Force		5	24
						274	A	North Dakota St.		6	3	94	H	Oral Roberts		3	7
						274	A	North Dakota St.		2	10	94	H	Oral Roberts		0	12
						274	A	North Dakota St.		3	1	94	H	Oral Roberts		1	12
						222	A	Air Force		17	16	269	H	Western Ill.		10	11

Non-Div. I Games:

Omaha

Average RPI Win: 273		WON-LOST RECORD		WINNING PCT. RANK		LAST 10 GAMES		STRENGTH OF SCHEDULE		OPP. STRENGTH OF SCHEDULE		TEAM RPI		ADJ RPI		CONF. RPI		ADJ CONF. RPI	
DIV. I ONLY		13-26-0		.33333 258		4-6-0		286		264		278		.41204 278		31		31	
DIV. I NON-CONF.		2-16-0		.11111 292		0-3-0		155		16		263		.43111 263		31		31	
TOTALS		RPI 1-25		RPI 26-50		W-L RECORDS		RPI 51-100		RPI 101-150		RPI 150+							
13-26-0		0-2-0		0-4-0		OVERALL		0-2-0		0-2-0		13-16-0							
4-5-0		0-0-0		0-0-0		HOME		0-0-0		0-0-0		4-5-0							
9-21-0		0-2-0		0-4-0		AWAY		0-2-0		0-2-0		9-11-0							
0-0-0		0-0-0		0-0-0		NEUTRAL		0-0-0		0-0-0		0-0-0							
2-16-0		0-2-0		0-4-0		NON-CONFERENCE		0-2-0		0-2-0		2-6-0							
0-0-0		0-0-0		0-0-0		HOME		0-0-0		0-0-0		0-0-0							
2-16-0		0-2-0		0-0-		AWAY		0-2-0		0-2-0		2-6-0							
0-0-0		0-0-0		0-0-0		NEUTRAL		0-0-0		0-0-0		0-0-0							
11-10-0		0-0-0		0-0-0		CONFERENCE		0-0-0		0-0-0		11-10-0							
4-5-0		0-0-0		0-0-0		HOME		0-0-0		0-0-0		4-5-0							
7-5-0		0-0-0		0-0-0		AWAY		0-0-0		0-0-0		7-5-0							
0-0-0		0-0-0		0-0-0		NEUTRAL		0-0-0		0-0-0		0-0-0							
RPI	S	Opponent		Score		RPI	S	Opponent		Score		RPI	S	Opponent		Score			
15	A	Baylor		3	17	37	A	Louisiana Tech		0	11	61	A	Missouri		6	15		
16	A	Mississippi St.		8	11	37	A	Louisiana Tech		3	13	61	A	Missouri		1	13		
						37	A	Louisiana Tech		1	16								
						46	A	Ole Miss		6	14								

Non-Div. I Games:

Ark.-Pine Bluff

RPI	S	Opponent	Score	
293	A	Alabama A&M	9	5
294	H	Southern U.	2	3
294	H	Southern U.	9	8
294	H	Southern U.	3	7

Ark.-Pine Bluff

A  
r  
k  
.  
-  
P  
i  
n  
e  
B  
l  
u  
f  
f

A  
r  
k  
.  
-  
P  
i  
n  
e  
B  
l  
u  
f  
f

Average RPI Win:	263	WON-LOST	WINNING	LAST 10	STRENGTH OF	OPP. STRENGTH	TEAM	ADJ	CONF.	ADJ CONF.	
Average RPI Loss:	234	RECORD	PCT. RANK	GAMES	SCHEDULE	OF SCHEDULE	RPI	RPI	RPI	RPI	
DIV. I ONLY	15-20-0	.42857	203	6-4-0	292	296	279	.41156	279	27	27
DIV. I NON-CONF.	5-12-0	.29412	254	1-2-0	274	281	278	.41592	278	27	27
TOTALS	RPI 1-25	RPI 26-50	W-L RECORDS		RPI 51-100	RPI 101-150		RPI 150+			
15-20-0	0-0-0	0-0-0	OVERALL		0-0-0	0-0-0		15-20-0			
7-6-0	0-0-0	0-0-0	HOME		0-0-0	0-0-0		7-6-0			
8-13-0	0-0-0	0-0-0	AWAY		0-0-0	0-0-0		8-13-0			
0-1-0	0-0-0	0-0-0	NEUTRAL		0-0-0	0-0-0		0-1-0			
5-12-0	0-0-0	0-0-0	NON-CONFERENCE		0-0-0	0-0-0		5-12-0			
2-2-0	0-0-0	0-0-0	HOME		0-0-0	0-0-0		2-2-0			
3-9-0	0-0-0	0-0-	AWAY		0-0-0	0-0-0		3-9-0			
0-1-0	0-0-0	0-0-0	NEUTRAL		0-0-0	0-0-0		0-1-0			
10-8-0	0-0-0	0-0-0	CONFERENCE		0-0-0	0-0-0		10-8-0			
5-4-0	0-0-0	0-0-0	HOME		0-0-0	0-0-0		5-4-0			
5-4-0	0-0-0	0-0-0	AWAY		0-0-0	0-0-0		5-4-0			
0-0-0	0-0-0	0-0-0	NEUTRAL		0-0-0	0-0-0		0-0-0			
RPI	S	Opponent	Score	RPI	S	Opponent	Score	RPI	S	Opponent	Score
								154	A	Delaware	5 15
								191	A	Navy	2 3
								191	H	Navy	0 18
								195	A	Charleston So.	1 3
								195	A	Charleston So.	2 3
								195	A	Charleston So.	9 2
								203	A	George Washington	6 9
								203	H	George Washington	4 12
								226	A	The Citadel	7 1
								226	A	The Citadel	0 4
								226	A	The Citadel	5 6
								232	N	Rider	2 4
								233	A	Norfolk St.	3 1
								233	A	Norfolk St.	5 4
								233	A	Norfolk St.	1 3
								233	H	Norfolk St.	2 3
								233	H	Norfolk St.	19 3
								233	H	Norfolk St.	4 6
								240	A	Towson	6 7
								240	H	Towson	8 1
								271	A	La Salle	2 4
								271	H	La Salle	4 2
								288	A	Fairleigh Dickinson	8 7
								289	A	UMES	2 3
								289	A	UMES	2 0
								289	A	UMES	1 8
								289	H	UMES	9 0
LAST 10 GAMES								271	H	La Salle	4 2
203	H	George Washington	4 12	291	A	Coppin St.	5 3	288	A	Fairleigh Dickinson	8 7
289	H	UMES	9 0	291	A	Coppin St.	13 6	289	A	UMES	2 3
289	H	UMES	7 4	291	A	Coppin St.	3 8	289	A	UMES	2 0
289	H	UMES	3 2	240	A	Towson	6 7	289	A	UMES	1 8
288	A	Fairleigh Dickinson	8 7	233	H	Norfolk St.	4 6	289	H	UMES	9 0

Non-Div. I Games:

Delaware St.

Delaware.

Delaware.

Delaware St.

**Non-Div. I Games:**

Tie, 
  Loss, 
  Non-Conf, 
 S Site, H Home, A Away, N Neutral

Page 398

RPI	S	Opponent	Score	
281	H	Seattle U	6	3
281	H	Seattle U	5	3

Portland

P  
o  
r  
t  
l  
a  
n  
d

P  
o  
r  
t  
l  
a  
n  
d

Average RPI Win:	218	WON-LOST RECORD	WINNING PCT. RANK	LAST 10 GAMES	STRENGTH OF SCHEDULE	OPP. STRENGTH OF SCHEDULE	TEAM RPI	ADJ RPI	CONF. RPI	ADJ CONF. RPI	
Average RPI Loss:	192										
DIV. I ONLY	13-25-1	.34615	251	3-7-0	281	219	281	.40501	281	25	25
DIV. I NON-CONF.	8-15-1	.35417	238	0-2-0	290	170	282	.40411	282	26	26
<hr/>											
TOTALS	RPI 1-25	RPI 26-50		W-L RECORDS		RPI 51-100		RPI 101-150		RPI 150+	
13-25-1	0-0-0	0-0-0		OVERALL		1-4-0		1-5-0		11-16-1	
8-13-1	0-0-0	0-0-0		HOME		0-1-0		1-4-0		7-8-1	
5-12-0	0-0-0	0-0-0		AWAY		1-3-0		0-1-0		4-8-0	
0-0-0	0-0-0	0-0-0		NEUTRAL		0-0-0		0-0-0		0-0-0	
8-15-1	0-0-0	0-0-0		NON-CONFERENCE		1-4-0		1-2-0		6-9-1	
6-6-1	0-0-0	0-0-0		HOME		0-1-0		1-1-0		5-4-1	
2-9-0	0-0-0	0-0-		AWAY		1-3-0		0-1-0		1-5-0	
0-0-0	0-0-0	0-0-0		NEUTRAL		0-0-0		0-0-0		0-0-0	
5-10-0	0-0-0	0-0-0		CONFERENCE		0-0-0		0-3-0		5-7-0	
2-7-0	0-0-0	0-0-0		HOME		0-0-0		0-3-0		2-4-0	
3-3-0	0-0-0	0-0-0		AWAY		0-0-0		0-0-0		3-3-0	
0-0-0	0-0-0	0-0-0		NEUTRAL		0-0-0		0-0-0		0-0-0	
RPI	S	Opponent	Score	RPI	S	Opponent	Score	RPI	S	Opponent	Score
						51 A Washington	4 2			113 H New Mexico St.	2 6
						51 H Washington	4 7			113 H New Mexico St.	5 8
						63 A Minnesota	3 6			113 H New Mexico St.	4 6
						63 A Minnesota	4 13			123 A Washington St.	4 9
						63 A Minnesota	7 11			142 H UC Irvine	8 2
										142 H UC Irvine	2 3
										185 H Indiana St.	4 0
										210 H Sacramento St.	7 4
										210 H Sacramento St.	2 3
										210 H Sacramento St.	0 9
										227 A Pacific	17 4
										227 A Pacific	3 4
										227 A Pacific	4 13
										227 A Pacific	5 7
										230 A UTRGV	9 12
										230 A UTRGV	6 7
										230 A UTRGV	6 5
										245 H SIUE	10 13
										245 H SIUE	0 6
										245 H SIUE	4 1
										245 H SIUE	9 3
										249 A Northern Colo.	14 12
										249 A Northern Colo.	10 11
										249 A Northern Colo.	10 1
										260 H Sacred Heart	3 6
										260 H Sacred Heart	6 3
										260 H Sacred Heart	5 12
LAST 10 GAMES											
						51 H Washington	4 7			230 A UTRGV	9 12
						210 H Sacramento St.	7 4			230 A UTRGV	6 7
						210 H Sacramento St.	0 9			230 A UTRGV	6 5
						210 H Sacramento St.	2 3			249 A Northern Colo.	10 1
						123 A Washington St.	4 9			249 A Northern Colo.	10 11

Non-Div. I Games:

Seattle U



RPI	S	Opponent	Score	
260	H	Sacred Heart	6	4
280	A	Portland	3	6
280	A	Portland	3	5
280	H	Portland	10	10
286	H	Chicago St.	3	4
286	H	Chicago St.	7	2
286	H	Chicago St.	3	6

Seattle U

S  
e  
a  
t  
t  
l  
e  
U

S  
e  
a  
t  
t  
l  
e  
U

Average RPI Win:	285	WON-LOST RECORD	WINNING PCT. RANK	LAST 10 GAMES	STRENGTH OF SCHEDULE	OPP. STRENGTH OF SCHEDULE	TEAM RPI	ADJ RPI	CONF. RPI	ADJ CONF. RPI					
DIV. I ONLY		13-25-0	.34211	252	3-4-0	279	286	282	.4041	282	31	31			
DIV. I NON-CONF.		1-14-0	.06667	298	0-1-0	119	147	283	.40378	283	31	31			
<hr/>															
TOTALS	RPI 1-25	RPI 26-50		W-L RECORDS		RPI 51-100		RPI 101-150		RPI 150+					
13-25-0	0-1-0	0-3-0		OVERALL		0-3-0		0-3-0		13-15-0					
6-4-0	0-0-0	0-0-0		HOME		0-0-0		0-0-0		6-4-0					
4-15-0	0-1-0	0-3-0		AWAY		0-3-0		0-2-0		4-6-0					
3-6-0	0-0-0	0-0-0		NEUTRAL		0-0-0		0-1-0		3-5-0					
1-14-0	0-1-0	0-3-0		NON-CONFERENCE		0-3-0		0-3-0		1-4-0					
0-1-0	0-0-0	0-0-0		HOME		0-0-0		0-0-0		0-1-0					
0-10-0	0-1-0	0-0-		AWAY		0-3-0		0-2-0		0-1-0					
1-3-0	0-0-0	0-0-0		NEUTRAL		0-0-0		0-1-0		1-2-0					
12-11-0	0-0-0	0-0-0		CONFERENCE		0-0-0		0-0-0		12-11-0					
6-3-0	0-0-0	0-0-0		HOME		0-0-0		0-0-0		6-3-0					
4-5-0	0-0-0	0-0-0		AWAY		0-0-0		0-0-0		4-5-0					
2-3-0	0-0-0	0-0-0		NEUTRAL		0-0-0		0-0-0		2-3-0					
RPI	S	Opponent	Score	RPI	S	Opponent	Score	RPI	S	Opponent	Score				
17	A	LSU	2 13	36	A	Oklahoma	2 11	57	A	DBU	0 3	121	A	SFA	2 9
				36	A	Oklahoma	2 10	57	A	DBU	0 15	125	N	Ill.-Chicago	3 9
				37	A	Louisiana Tech	1 15	57	A	DBU	6 7	127	A	Lamar University	2 11
												188	N	Alabama St.	3 4
												188	N	Alabama St.	4 16
												188	N	Alabama St.	4 12
												234	A	La.-Monroe	1 7
												234	H	La.-Monroe	3 4
												257	N	LIU Brooklyn	3 7
												268	A	Texas Southern	6 5
												268	A	Texas Southern	11 12
												268	A	Texas Southern	5 6
												272	N	Hofstra	8 7
												276	N	Wagner	3 19
												278	A	Ark.-Pine Bluff	1 15
												278	A	Ark.-Pine Bluff	4 3
												278	A	Ark.-Pine Bluff	2 8
												278	H	Ark.-Pine Bluff	8 14
												278	H	Ark.-Pine Bluff	11 5
												278	H	Ark.-Pine Bluff	4 3
												284	N	Alcorn	4 1
				LAST 10 GAMES								285	H	Prairie View	5 7
				188	N	Alabama St.	4 16	294	H	Southern U.	8 5	285	H	Prairie View	0 10
				188	N	Alabama St.	3 4	294	H	Southern U.	15 4	285	H	Prairie View	6 1
				188	N	Alabama St.	4 12	127	A	Lamar University	2 11	294	A	Southern U.	11 3
				234	H	La.-Monroe	3 4	278	H	Ark.-Pine Bluff	11 5	294	A	Southern U.	2 3
				294	H	Southern U.	14 8	278	H	Ark.-Pine Bluff	8 14	294	A	Southern U.	9 6
Non-Div. I Games:	Texas Col.	17	0	Wiley	16	5	Texas Col.	15	4	Jarvis Christian	13	3	Grambling		

RPI	S	Opponent	Score	
294	H	Southern U.	14	8
294	H	Southern U.	15	4
294	H	Southern U.	8	5
294	N	Southern U.	11	5

Grambling

G  
r  
a  
m  
b  
l  
i  
n  
g

G  
r  
a  
m  
b  
l  
i  
n  
g

L  
e  
h  
i  
g  
h

Tie, Loss, Non-Conf,S Site, H Home, A Away, N Neutral Page 404

RPI	S	Opponent	Score	
288	N	Fairleigh Dickinson	16	8
289	H	UMES	10	4
289	H	UMES	12	6
290	H	NJIT	8	4
290	H	NJIT	2	1
290	H	NJIT	15	4
290	H	NJIT	11	6
291	A	Coppin St.	18	9
292	A	NYIT	4	6
295	A	Lafayette	5	1
295	A	Lafayette	12	2
295	A	Lafayette	9	1
295	A	Lafayette	3	2
298	H	Saint Peter's	10	3

Lehigh

L  
e  
h  
i  
g  
h

L  
e  
h  
i  
g  
h

A  
l  
c  
o  
r  
n

Alcorn

RPI	S	Opponent	Score	
297	A	Mississippi Val.	3	5
297	A	Mississippi Val.	11	3
297	H	Mississippi Val.	3	2
297	H	Mississippi Val.	4	3
297	H	Mississippi Val.	1	5

Alcorn

A  
l  
c  
o  
r  
n

A  
l  
c  
o  
r  
n

Average RPI Win:		254	WON-LOST RECORD		WINNING PCT. RANK		LAST 10 GAMES		STRENGTH OF SCHEDULE		OPP. STRENGTH OF SCHEDULE		TEAM RPI		ADJ RPI		CONF. RPI		ADJ CONF. RPI	
DIV. I ONLY			11-27-0		.28947 272		4-6-0		274		289		283		.39693 285		31		31	
DIV. I NON-CONF.			2-17-0		.10526 294		1-3-0		74		230		269		.42036 276		31		31	
TOTALS		RPI 1-25		RPI 26-50		W-L RECORDS		RPI 51-100		RPI 101-150		RPI 150+								
11-27-0		0-3-0		0-2-0		OVERALL		1-0-0		1-3-0		9-19-0								
5-6-0		0-0-0		0-0-0		HOME		0-0-0		0-0-0		5-6-0								
5-19-0		0-3-0		0-2-0		AWAY		1-0-0		0-2-0		4-12-0								
1-2-0		0-0-0		0-0-0		NEUTRAL		0-0-0		1-1-0		0-1-0								
2-17-0		0-3-0		0-2-0		NON-CONFERENCE		1-0-0		1-3-0		0-9-0								
0-2-0		0-0-0		0-0-0		HOME		0-0-0		0-0-0		0-2-0								
1-14-0		0-3-0		0-0-		AWAY		1-0-0		0-2-0		0-7-0								
1-1-0		0-0-0		0-0-0		NEUTRAL		0-0-0		1-1-0		0-0-0								
9-10-0		0-0-0		0-0-0		CONFERENCE		0-0-0		0-0-0		9-10-0								
5-4-0		0-0-0		0-0-0		HOME		0-0-0		0-0-0		5-4-0								
4-5-0		0-0-0		0-0-0		AWAY		0-0-0		0-0-0		4-5-0								
0-1-0		0-0-0		0-0-0		NEUTRAL		0-0-0		0-0-0		0-1-0								
RPI	S	Opponent	Score		RPI	S	Opponent	Score		RPI	S	Opponent	Score		RPI	S	Opponent	Score		
22	A	McNeese	7	16	31	A	Houston	0	8	93	A	UTSA	6	5	125	N	Ill.-Chicago	1	6	
22	A	McNeese	2	7	43	A	Texas A&M	2	9						125	N	Ill.-Chicago	5	4	
22	A	McNeese	9	12											127	A	Lamar University	7	15	
															136	A	New Orleans	0	14	
															169	A	Texas St.	1	10	
															212	H	A&M-Corpus Christi	5	11	
															217	A	Northwestern St.	1	16	
															230	A	UTRGV	0	11	
															230	A	UTRGV	3	10	
															230	A	UTRGV	1	6	
															230	A	UTRGV	0	4	
															261	A	Incarnate Word	1	11	
															261	H	Incarnate Word	4	17	
															268	A	Texas Southern	4	8	
															268	A	Texas Southern	6	8	
															268	A	Texas Southern	0	3	
															268	H	Texas Southern	4	6	
															268	H	Texas Southern	0	8	
															268	H	Texas Southern	3	2	
															278	H	Ark.-Pine Bluff	10	13	
															278	H	Ark.-Pine Bluff	6	7	
															278	H	Ark.-Pine Bluff	8	3	
															282	A	Grambling	7	5	
															282	A	Grambling	10	0	
															282	A	Grambling	1	6	
															284	N	Alcorn	3	11	
															294	A	Southern U.	8	6	
Non-Div. I Games:		Jarvis Christian		2	5	Huston-Tillotson		12	11	Huston-Tillotson		9	0	Arlington Baptist		4	1	Prairie View		
		Jarvis Christian		8	7	Arlington Baptist		4	3											



RPI	S	Opponent	Score	
294	A	Southern U.	5	6
294	A	Southern U.	14	6
294	H	Southern U.	3	1
294	H	Southern U.	3	1
294	H	Southern U.	15	13

Prairie View

Average RPI Win:	241	WON-LOST	WINNING	LAST 10	STRENGTH OF	OPP. STRENGTH	TEAM	ADJ	CONF.	ADJ CONF.		
Average RPI Loss:	186	RECORD	PCT. RANK	GAMES	SCHEDULE	OF SCHEDULE	RPI	RPI	RPI	RPI		
DIV. I ONLY		9-28-0	.24324	286	0-1-0	254	276	286	.3969	286	25	25
DIV. I NON-CONF.		4-21-0	.16	285	0-1-0	244	287	289	.38218	289	26	26
<hr/>												
TOTALS	RPI 1-25	RPI 26-50		W-L RECORDS		RPI 51-100		RPI 101-150		RPI 150+		
9-28-0	0-0-0	0-0-0		OVERALL		0-2-0		1-8-0		8-18-0		
2-11-0	0-0-0	0-0-0		HOME		0-0-0		1-4-0		1-7-0		
4-11-0	0-0-0	0-0-0		AWAY		0-2-0		0-2-0		4-7-0		
3-6-0	0-0-0	0-0-0		NEUTRAL		0-0-0		0-2-0		3-4-0		
<hr/>												
4-21-0	0-0-0	0-0-0		NON-CONFERENCE		0-2-0		0-6-0		4-13-0		
0-7-0	0-0-0	0-0-0		HOME		0-0-0		0-2-0		0-5-0		
1-8-0	0-0-0	0-0-		AWAY		0-2-0		0-2-0		1-4-0		
3-6-0	0-0-0	0-0-0		NEUTRAL		0-0-0		0-2-0		3-4-0		
<hr/>												
5-7-0	0-0-0	0-0-0		CONFERENCE		0-0-0		1-2-0		4-5-0		
2-4-0	0-0-0	0-0-0		HOME		0-0-0		1-2-0		1-2-0		
3-3-0	0-0-0	0-0-0		AWAY		0-0-0		0-0-0		3-3-0		
0-0-0	0-0-0	0-0-0		NEUTRAL		0-0-0		0-0-0		0-0-0		
<hr/>												
RPI	S	Opponent	Score	RPI	S	Opponent	Score	RPI	S	Opponent	Score	
						61 A Missouri	6 7	125 A Ill.-Chicago		0 7		
						87 A Notre Dame	4 7	125 A Ill.-Chicago		0 8		
								125 H Ill.-Chicago		3 4		
								132 N Ball St.		6 8		
								133 H Grand Canyon		3 4		
								133 H Grand Canyon		6 4		
								133 H Grand Canyon		2 12		
								141 H Butler		2 6		
								149 N Northeastern		7 10		
								163 N Canisius		1 8		
								175 A Valparaiso		3 10		
								175 H Valparaiso		1 13		
								182 H Eastern Mich.		2 5		
								182 H Eastern Mich.		6 10		
								190 H CSU Bakersfield		8 4		
								190 H CSU Bakersfield		1 12		
								190 H CSU Bakersfield		0 3		
								213 A Eastern Ky.		3 10		
								213 A Eastern Ky.		24 10		
								213 A Eastern Ky.		9 15		
								219 N Georgetown		0 11		
								239 N South Dakota St.		1 3		
								246 A Northwestern		0 2		
								248 H Milwaukee		1 15		
								252 H Northern Ill.		0 4		
								252 N Northern Ill.		7 6		
								252 N Northern Ill.		11 1		
LAST 10 GAMES												
						125 A Ill.-Chicago	0 7	133 H Grand Canyon		3 4		
						264 A Utah Valley	4 3	133 H Grand Canyon		2 12		
						264 A Utah Valley	10 11	133 H Grand Canyon		6 4		
						264 A Utah Valley	1 4	248 H Milwaukee		1 15		
						175 A Valparaiso	3 10	190 H CSU Bakersfield		1 12		

Non-Div. I Games:

Chicago St.

Chicago St.

Average RPI Win:		255	WON-LOST RECORD		WINNING PCT. RANK		LAST 10 GAMES		STRENGTH OF SCHEDULE		OPP. STRENGTH OF SCHEDULE		TEAM RPI		ADJ RPI		CONF. RPI		ADJ CONF. RPI	
DIV. I ONLY			11-29-0		.275	279	2-8-0		261		246		287		.38922	287	27		27	
DIV. I NON-CONF.			9-16-0		.36	235	0-4-0		282		290		288		.39315	288	27		27	
TOTALS		RPI 1-25		RPI 26-50		W-L RECORDS		RPI 51-100		RPI 101-150		RPI 150+								
11-29-0		0-0-0		0-2-0		OVERALL		2-10-0		0-6-0		9-11-0								
11-14-0		0-0-0		0-1-0		HOME		2-5-0		0-1-0		9-7-0								
0-15-0		0-0-0		0-1-0		AWAY		0-5-0		0-5-0		0-4-0								
0-0-0		0-0-0		0-0-0		NEUTRAL		0-0-0		0-0-0		0-0-0								
9-16-0		0-0-0		0-2-0		NON-CONFERENCE		0-3-0		0-6-0		9-5-0								
9-7-0		0-0-0		0-1-0		HOME		0-1-0		0-1-0		9-4-0								
0-9-0		0-0-0		0-0-		AWAY		0-2-0		0-5-0		0-1-0								
0-0-0		0-0-0		0-0-0		NEUTRAL		0-0-0		0-0-0		0-0-0								
2-13-0		0-0-0		0-0-0		CONFERENCE		2-7-0		0-0-0		0-6-0								
2-7-0		0-0-0		0-0-0		HOME		2-4-0		0-0-0		0-3-0								
0-6-0		0-0-0		0-0-0		AWAY		0-3-0		0-0-0		0-3-0								
0-0-0		0-0-0		0-0-0		NEUTRAL		0-0-0		0-0-0		0-0-0								
RPI	S	Opponent		Score		RPI	S	Opponent		Score		RPI	S	Opponent		Score				
				40	A	Mercer	2	12	70	A	Ga. Southern	7	11	103	A	North Florida	2	7		
				40	H	Mercer	0	6	70	H	Ga. Southern	5	6	103	H	North Florida	3	12		
									73	H	Bethune-Cookman	4	8	109	A	Western Caro.	2	9		
									73	H	Bethune-Cookman	8	7	109	A	Western Caro.	1	21		
									73	H	Bethune-Cookman	0	1	110	A	Georgia	3	12		
									77	A	Jacksonville	7	9	144	A	Kennesaw St.	1	9		
									98	A	Florida A&M	3	4	195	A	Charleston So.	5	7		
									98	A	Florida A&M	5	7	220	A	N.C. A&T	1	2		
									98	A	Florida A&M	6	15	220	A	N.C. A&T	5	11		
									98	H	Florida A&M	16	11	220	A	N.C. A&T	3	12		
									98	H	Florida A&M	1	11	258	H	Longwood	3	7		
									98	H	Florida A&M	3	4	258	H	Longwood	13	15		
														258	H	Longwood	4	5		
														259	H	N.C. Central	5	10		
														259	H	N.C. Central	1	10		
														259	H	N.C. Central	1	19		
														288	H	Fairleigh Dickinson	10	9		
														288	H	Fairleigh Dickinson	6	4		
														288	H	Fairleigh Dickinson	3	2		
														293	H	Alabama A&M	17	1		
														293	H	Alabama A&M	3	4		
														293	H	Alabama A&M	10	0		
														293	H	Alabama A&M	6	4		
				109	A	Western Caro.	2	9	70	H	Ga. Southern	5	6	293	H	Alabama A&M	6	4		
				109	A	Western Caro.	1	21	77	A	Jacksonville	7	9	296	H	Mt. St. Mary's	6	5		
				98	H	Florida A&M	16	11	73	H	Bethune-Cookman	8	7	296	H	Mt. St. Mary's	9	1		
				98	H	Florida A&M	1	11	73	H	Bethune-Cookman	4	8	296	H	Mt. St. Mary's	9	8		
				98	H	Florida A&M	3	4	73	H	Bethune-Cookman	0	1							

**Non-Div. I Games:**

Savannah St.

Average RPI Win:	288	WON-LOST	WINNING	LAST 10	STRENGTH OF	OPP. STRENGTH	TEAM	ADJ	CONF.	ADJ CONF.		
Average RPI Loss:	196	RECORD	PCT. RANK	GAMES	SCHEDULE	OF SCHEDULE	RPI	RPI	RPI	RPI		
DIV. I ONLY		10-20-0	.33333	258	4-6-0	294	290	288	.38582	288	30	30
DIV. I NON-CONF.		3-16-0	.15789	286	1-3-0	269	291	292	.36378	291	28	28
<hr/>												
TOTALS	RPI 1-25	RPI 26-50		W-L RECORDS		RPI 51-100		RPI 101-150		RPI 150+		
10-20-0	0-0-0	0-2-0		OVERALL		0-0-0		0-3-0		10-15-0		
7-2-0	0-0-0	0-0-0		HOME		0-0-0		0-0-0		7-2-0		
3-16-0	0-0-0	0-2-0		AWAY		0-0-0		0-3-0		3-11-0		
0-2-0	0-0-0	0-0-0		NEUTRAL		0-0-0		0-0-0		0-2-0		
3-16-0	0-0-0	0-2-0		NON-CONFERENCE		0-0-0		0-3-0		3-11-0		
3-2-0	0-0-0	0-0-0		HOME		0-0-0		0-0-0		3-2-0		
0-12-0	0-0-0	0-0-		AWAY		0-0-0		0-3-0		0-7-0		
0-2-0	0-0-0	0-0-0		NEUTRAL		0-0-0		0-0-0		0-2-0		
7-4-0	0-0-0	0-0-0		CONFERENCE		0-0-0		0-0-0		7-4-0		
4-0-0	0-0-0	0-0-0		HOME		0-0-0		0-0-0		4-0-0		
3-4-0	0-0-0	0-0-0		AWAY		0-0-0		0-0-0		3-4-0		
0-0-0	0-0-0	0-0-0		NEUTRAL		0-0-0		0-0-0		0-0-0		
RPI	S	Opponent	Score	RPI	S	Opponent	Score	RPI	S	Opponent	Score	
39	A	St. John's (NY)	8 15	39	A	St. John's (NY)	0 9	106	A	Xavier	9 22	
39	A	St. John's (NY)	0 9					106	A	Xavier	5 8	
								106	A	Xavier	3 15	
								155	N	UMass Lowell	9 12	
								161	A	Saint Louis	5 7	
								161	A	Saint Louis	2 5	
								161	A	Saint Louis	0 8	
								165	A	Davidson	2 5	
								235	H	Siena	7 9	
								260	A	Sacred Heart	5 6	
								260	A	Sacred Heart	9 15	
								260	A	Sacred Heart	13 8	
								260	A	Sacred Heart	5 6	
								276	A	Wagner	7 5	
								276	A	Wagner	4 2	
								276	A	Wagner	0 3	
								279	H	Delaware St.	7 8	
								283	N	Lehigh	8 16	
								287	A	Savannah St.	4 6	
								287	A	Savannah St.	2 3	
								287	A	Savannah St.	9 10	
LAST 10 GAMES												
39	A	St. John's (NY)	8 15	260	A	Sacred Heart	9 15	290	H	NJIT	14 7	
39	A	St. John's (NY)	0 9	260	A	Sacred Heart	5 6	295	H	Lafayette	10 9	
298	H	Saint Peter's	13 6	260	A	Sacred Heart	5 6	296	H	Mt. St. Mary's	6 5	
279	H	Delaware St.	7 8	296	H	Mt. St. Mary's	15 2	296	H	Mt. St. Mary's	4 1	
260	A	Sacred Heart	13 8	296	H	Mt. St. Mary's	6 5	296	H	Mt. St. Mary's	5 2	
				296	H	Mt. St. Mary's	6 5	296	H	Mt. St. Mary's	15 2	

**Non-Div. I Games:**

Fairleigh Dickinson

RPI	S	Opponent	Score	
298	H	Saint Peter's	13	6

Fairleigh Dickinson

F  
a  
i  
r  
l  
e  
i  
g  
h  
D  
i  
c  
k  
i  
n  
s  
o  
n

F  
a  
i  
r  
l  
e  
i  
g  
h  
D  
i  
c  
k  
i  
n  
s  
o  
n

Average RPI Win: 276		WON-LOST RECORD		WINNING PCT. RANK		LAST 10 GAMES		STRENGTH OF SCHEDULE		OPP. STRENGTH OF SCHEDULE		TEAM RPI		ADJ RPI		CONF. RPI		ADJ CONF. RPI	
DIV. I ONLY		8-32-0		.2 292		1-9-0		252		299		289		.37199 289		27		27	
DIV. I NON-CONF.		3-15-0		.16667 282		1-3-0		124		299		285		.40068 285		27		27	
TOTALS		RPI 1-25		RPI 26-50		W-L RECORDS		RPI 51-100		RPI 101-150		RPI 150+							
8-32-0		0-0-0		0-3-0		OVERALL		0-0-0		0-1-0		8-28-0							
6-8-0		0-0-0		0-0-0		HOME		0-0-0		0-0-0		6-8-0							
2-24-0		0-0-0		0-3-0		AWAY		0-0-0		0-1-0		2-19-0							
0-0-0		0-0-0		0-0-0		NEUTRAL		0-0-0		0-0-0		0-0-0							
3-15-0		0-0-0		0-3-0		NON-CONFERENCE		0-0-0		0-1-0		3-11-0							
3-2-0		0-0-0		0-0-0		HOME		0-0-0		0-0-0		3-2-0							
0-13-0		0-0-0		0-0-		AWAY		0-0-0		0-1-0		0-9-0							
0-0-0		0-0-0		0-0-0		NEUTRAL		0-0-0		0-0-0		0-0-0							
5-17-0		0-0-0		0-0-0		CONFERENCE		0-0-0		0-0-0		5-17-0							
3-6-0		0-0-0		0-0-0		HOME		0-0-0		0-0-0		3-6-0							
2-11-0		0-0-0		0-0-0		AWAY		0-0-0		0-0-0		2-11-0							
0-0-0		0-0-0		0-0-0		NEUTRAL		0-0-0		0-0-0		0-0-0							
RPI	S	Opponent	Score	RPI	S	Opponent	Score	RPI	S	Opponent	Score	RPI	S	Opponent	Score				
				40	A	Mercer	2 13			122	A	Duke	3	10					
				40	A	Mercer	4 8			176	A	UNCG	3	11					
				40	A	Mercer	0 15			176	A	UNCG	2	4					
										176	A	UNCG	4	18					
										191	A	Navy	5	17					
										191	H	Navy	5	13					
										203	A	George Washington	4	10					
										220	A	N.C. A&T	4	11					
										220	A	N.C. A&T	9	17					
										220	A	N.C. A&T	5	19					
										233	A	Norfolk St.	2	8					
										233	A	Norfolk St.	1	11					
										233	A	Norfolk St.	3	5					
										233	H	Norfolk St.	1	7					
										233	H	Norfolk St.	9	11					
										233	H	Norfolk St.	4	10					
										240	H	Towson	10	4					
										259	A	N.C. Central	0	6					
										270	H	Iona	4	3					
										270	H	Iona	0	2					
										270	H	Iona	6	1					
										279	A	Delaware St.	0	9					
										279	A	Delaware St.	4	7					
										279	A	Delaware St.	2	3					
										279	H	Delaware St.	3	2					
										279	H	Delaware St.	0	2					
										279	H	Delaware St.	8	1					
LAST 10 GAMES																			
				283	A	Lehigh	6 12	240	H	Towson	10 4								
				283	A	Lehigh	4 10	233	A	Norfolk St.	3 5								
				279	A	Delaware St.	0 9	233	A	Norfolk St.	1 11								
				279	A	Delaware St.	4 7	233	A	Norfolk St.	2 8								
				279	A	Delaware St.	2 3	191	H	Navy	5 13								

Non-Div. I Games:

UMES

RPI	S	Opponent	Score	
283	A	Lehigh	4	10
283	A	Lehigh	6	12
291	A	Coppin St.	4	3
291	A	Coppin St.	0	1
291	A	Coppin St.	7	4
291	H	Coppin St.	2	4
291	H	Coppin St.	3	7
291	H	Coppin St.	6	3
296	A	Mt. St. Mary's	0	2
296	A	Mt. St. Mary's	1	2



Average RPI Win: 242		WON-LOST	WINNING	LAST 10	STRENGTH OF	OPP. STRENGTH	TEAM	ADJ	CONF.	ADJ CONF.		
Average RPI Loss: 199		RECORD	PCT. RANK	GAMES	SCHEDULE	OF SCHEDULE	RPI	RPI	RPI	RPI		
DIV. I ONLY		4-31-0	.11429	296	1-9-0	258	277	290	.36744	290	20	20
DIV. I NON-CONF.		4-19-0	.17391	281	1-0-0	289	298	293	.36347	292	22	22
<hr/>												
TOTALS		RPI 1-25		RPI 26-50		W-L RECORDS		RPI 51-100		RPI 101-150		RPI 150+
4-31-0		0-0-0		0-0-0		OVERALL		0-3-0		0-3-0		4-25-0
1-6-0		0-0-0		0-0-0		HOME		0-3-0		0-0-0		1-3-0
2-23-0		0-0-0		0-0-0		AWAY		0-0-0		0-3-0		2-20-0
1-2-0		0-0-0		0-0-0		NEUTRAL		0-0-0		0-0-0		1-2-0
4-19-0		0-0-0		0-0-0		NON-CONFERENCE		0-0-0		0-0-0		4-19-0
1-0-0		0-0-0		0-0-0		HOME		0-0-0		0-0-0		1-0-0
2-17-0		0-0-0		0-0-		AWAY		0-0-0		0-0-0		2-17-0
1-2-0		0-0-0		0-0-0		NEUTRAL		0-0-0		0-0-0		1-2-0
0-12-0		0-0-0		0-0-0		CONFERENCE		0-3-0		0-3-0		0-6-0
0-6-0		0-0-0		0-0-0		HOME		0-3-0		0-0-0		0-3-0
0-6-0		0-0-0		0-0-0		AWAY		0-0-0		0-3-0		0-3-0
0-0-0		0-0-0		0-0-0		NEUTRAL		0-0-0		0-0-0		0-0-0
RPI	S	Opponent	Score	RPI	S	Opponent	Score	RPI	S	Opponent	Score	
						77 H Jacksonville	11 13			103 A North Florida	3 6	
						77 H Jacksonville	3 4			103 A North Florida	1 16	
						77 H Jacksonville	3 5			103 A North Florida	8 13	
										157 A High Point	0 11	
										157 A High Point	4 2	
										157 A High Point	5 6	
										163 N Canisius	1 6	
										178 H Lipscomb	10 15	
										178 H Lipscomb	3 8	
										178 H Lipscomb	2 11	
										198 A Stetson	2 4	
										198 A Stetson	2 3	
										198 A Stetson	2 13	
										203 A George Washington	2 6	
										203 A George Washington	2 8	
										203 A George Washington	1 4	
										225 A James Madison	2 14	
										225 A James Madison	8 9	
										225 A James Madison	6 20	
										225 A James Madison	11 5	
										232 A Rider	1 8	
										259 A N.C. Central	1 10	
										259 A N.C. Central	3 7	
										259 A N.C. Central	3 4	
										283 A Lehigh	1 2	
										283 A Lehigh	6 11	
										283 A Lehigh	4 8	
LAST 10 GAMES												
						178 H Lipscomb	3 8			103 A North Florida	1 16	
						178 H Lipscomb	10 15			103 A North Florida	8 13	
						178 H Lipscomb	2 11			77 H Jacksonville	3 4	
						298 H Saint Peter's	17 1			77 H Jacksonville	3 5	
						103 A North Florida	3 6			77 H Jacksonville	11 13	

Non-Div. I Games:

NJIT

RPI	S	Opponent	Score	
283	A	Lehigh	4	15
286	N	Chicago St.	7	2
288	A	Fairleigh Dickinson	7	14
298	H	Saint Peter's	17	1
299	N	Fort Wayne	3	5

NJIT

N  
J  
I  
T

N  
J  
I  
T

Average RPI Win: 275		WON-LOST	WINNING	LAST 10	STRENGTH OF	OPP. STRENGTH	TEAM	ADJ	CONF.	ADJ CONF.		
Average RPI Loss: 227		RECORD	PCT. RANK	GAMES	SCHEDULE	OF SCHEDULE	RPI	RPI	RPI	RPI		
DIV. I ONLY		9-25-0	.26471	281	4-6-0	295	294	291	.3655	291	27	27
DIV. I NON-CONF.		3-14-0	.17647	279	2-1-0	291	285	294	.36149	294	27	27
<hr/>												
TOTALS		RPI 1-25		RPI 26-50		W-L RECORDS		RPI 51-100		RPI 101-150		RPI 150+
9-25-0		0-0-0		0-0-0		OVERALL		0-3-0		0-0-0		9-22-0
3-9-0		0-0-0		0-0-0		HOME		0-0-0		0-0-0		3-9-0
5-13-0		0-0-0		0-0-0		AWAY		0-3-0		0-0-0		5-10-0
1-3-0		0-0-0		0-0-0		NEUTRAL		0-0-0		0-0-0		1-3-0
3-14-0		0-0-0		0-0-0		NON-CONFERENCE		0-3-0		0-0-0		3-11-0
1-2-0		0-0-0		0-0-0		HOME		0-0-0		0-0-0		1-2-0
1-9-0		0-0-0		0-0-		AWAY		0-3-0		0-0-0		1-6-0
1-3-0		0-0-0		0-0-0		NEUTRAL		0-0-0		0-0-0		1-3-0
6-11-0		0-0-0		0-0-0		CONFERENCE		0-0-0		0-0-0		6-11-0
2-7-0		0-0-0		0-0-0		HOME		0-0-0		0-0-0		2-7-0
4-4-0		0-0-0		0-0-0		AWAY		0-0-0		0-0-0		4-4-0
0-0-0		0-0-0		0-0-0		NEUTRAL		0-0-0		0-0-0		0-0-0
RPI	S	Opponent	Score	RPI	S	Opponent	Score	RPI	S	Opponent	Score	
								99	A	Southern California	2	22
								99	A	Southern California	4	9
								99	A	Southern California	2	6
							</					

Non-Div. I Games:

Coppin St.

RPI	S	Opponent	Score	
289	H	UMES	4	7
295	N	Lafayette	5	6
295	N	Lafayette	3	1
296	H	Mt. St. Mary's	9	6

Coppin St.

C  
o  
p  
p  
i  
n  
s  
t  
.

C  
o  
p  
p  
i  
n  
s  
t  
.

NYIT

Average RPI Win: 251 Average RPI Loss: 209		WON-LOST RECORD	WINNING PCT. RANK	LAST 10 GAMES	STRENGTH OF SCHEDULE	OPP. STRENGTH OF SCHEDULE	TEAM RPI	ADJ RPI	CONF. RPI	ADJ CONF. RPI	
DIV. I ONLY		3-31-1	.1 297	0-10-0	232	295	293	.35588 292	32	32	
DIV. I NON-CONF.		3-31-1	.1 295	0-10-0	235	297	296	.35588 296	32	32	
<hr/>											
TOTALS		RPI 1-25	RPI 26-50		W-L RECORDS		RPI 51-100		RPI 101-150		RPI 150+
3-31-1		0-0-0	0-1-0		OVERALL		0-0-0		0-4-0		3-26-1
3-10-1		0-0-0	0-0-0		HOME		0-0-0		0-0-0		3-10-1
0-21-0		0-0-0	0-1-0		AWAY		0-0-0		0-4-0		0-15-0
0-0-0		0-0-0	0-0-0		NEUTRAL		0-0-0		0-0-0		0-0-0
3-31-1		0-0-0	0-1-0		NON-CONFERENCE		0-0-0		0-4-0		3-26-1
3-10-1		0-0-0	0-0-0		HOME		0-0-0		0-0-0		3-10-1
0-21-0		0-0-0	0-0-		AWAY		0-0-0		0-4-0		0-16-0
0-0-0		0-0-0	0-0-0		NEUTRAL		0-0-0		0-0-0		0-0-0
0-0-0		0-0-0	0-0-0		CONFERENCE		0-0-0		0-0-0		0-0-0
0-0-0		0-0-0	0-0-0		HOME		0-0-0		0-0-0		0-0-0
0-0-0		0-0-0	0-0-0		AWAY		0-0-0		0-0-0		0-0-0
0-0-0		0-0-0	0-0-0		NEUTRAL		0-0-0		0-0-0		0-0-0
RPI	S	Opponent	Score	RPI	S	Opponent	Score	RPI	S	Opponent	Score
				39	A	St. John's (NY)	8 13	149	A	Northeastern	3 12
								149	A	Northeastern	0 11
								149	A	Northeastern	7 16
								149	A	Northeastern	3 8
								152	H	Fairfield	2 8
								186	A	Arkansas St.	5 13
								186	A	Arkansas St.	2 5
								186	A	Arkansas St.	0 6
								186	A	Arkansas St.	5 11
								191	A	Navy	5 10
								191	A	Navy	3 15
								191	A	Navy	0 12
								191	A	Navy	2 10
								205	A	Stony Brook	2 7
								211	H	Albany (NY)	3 0
								211	H	Albany (NY)	1 8
								219	A	Georgetown	0 9
								219	A	Georgetown	4 6
								219	A	Georgetown	3 13
								235	H	Siena	3 5
								235	H	Siena	5 5
								235	H	Siena	0 6
				LAST 10 GAMES							
				257	A	LIU Brooklyn	5 9	237	A	Army West Point	3 8
				149	A	Northeastern	7 16	39	A	St. John's (NY)	8 13
				149	A	Northeastern	3 8	152	H	Fairfield	2 8
				149	A	Northeastern	0 11	270	A	Iona	4 13
				149	A	Northeastern	3 12	219	A	Georgetown	3 13
								260	H	Sacred Heart	4 3
								260	H	Sacred Heart	0 6
								260	H	Sacred Heart	2 6

Non-Div. I Games:

NYIT

RPI	S	Opponent	Score	
270	A	Iona	4	13
270	H	Iona	1	9
272	A	Hofstra	3	14
272	H	Hofstra	5	6
276	H	Wagner	0	5
276	H	Wagner	0	4
283	H	Lehigh	6	4

NYIT

Average RPI Win:	282	WON-LOST RECORD	WINNING PCT. RANK	LAST 10 GAMES	STRENGTH OF SCHEDULE	OPP. STRENGTH OF SCHEDULE	TEAM RPI	ADJ RPI	CONF. RPI	ADJ CONF. RPI			
DIV. I ONLY	10-34-0	.22727	288	2-7-0	296	287	292	.35557	293	31	31		
DIV. I NON-CONF.	3-20-0	.13043	290	0-3-0	284	288	298	.34871	298	31	31		
<hr/>													
TOTALS	RPI 1-25	RPI 26-50		W-L RECORDS		RPI 51-100		RPI 101-150		RPI 150+			
10-34-0	0-0-0	0-0-0		OVERALL		0-7-0		0-0-0		10-27-0			
3-14-0	0-0-0	0-0-0		HOME		0-2-0		0-0-0		3-12-0			
7-19-0	0-0-0	0-0-0		AWAY		0-5-0		0-0-0		7-14-0			
0-1-0	0-0-0	0-0-0		NEUTRAL		0-0-0		0-0-0		0-1-0			
<hr/>													
3-20-0	0-0-0	0-0-0		NON-CONFERENCE		0-7-0		0-0-0		3-13-0			
2-4-0	0-0-0	0-0-0		HOME		0-2-0		0-0-0		2-2-0			
1-16-0	0-0-0	0-0-		AWAY		0-5-0		0-0-0		1-11-0			
0-0-0	0-0-0	0-0-0		NEUTRAL		0-0-0		0-0-0		0-0-0			
<hr/>													
7-14-0	0-0-0	0-0-0		CONFERENCE		0-0-0		0-0-0		7-14-0			
1-10-0	0-0-0	0-0-0		HOME		0-0-0		0-0-0		1-10-0			
6-3-0	0-0-0	0-0-0		AWAY		0-0-0		0-0-0		6-3-0			
0-1-0	0-0-0	0-0-0		NEUTRAL		0-0-0		0-0-0		0-1-0			
<hr/>													
RPI	S	Opponent	Score	RPI	S	Opponent	Score	RPI	S	Opponent	Score		
				53 A South Ala.				1	11	169 A Texas St.		3	8
				91 A Morehead St.				2	12	169 A Texas St.		0	10
				91 A Morehead St.				6	13	169 A Texas St.		2	7
				95 A Tennessee Tech				3	17	184 A UT Martin		2	12
				95 H Tennessee Tech				4	10	188 A Alabama St.		4	5
				97 A Samford				3	11	188 A Alabama St.		5	2
				97 H Samford				1	31	188 A Alabama St.		2	14
										188 H Alabama St.		3	5
										188 H Alabama St.		2	11
										188 N Alabama St.		2	9
										192 A UAB		2	8
										192 A UAB		1	7
										213 A Eastern Ky.		0	19
										213 A Eastern Ky.		6	16
										224 H Jackson St.		2	14
										224 H Jackson St.		3	6
										224 H Jackson St.		3	9
										278 H Ark.-Pine Bluff		4	5
										278 H Ark.-Pine Bluff		5	9
										278 H Ark.-Pine Bluff		1	4
						284 A Alcorn		13	10				
						284 A Alcorn		4	0				
						284 A Alcorn		7	0				
						287 A Savannah St.		1	17				
						287 A Savannah St.		4	3				
						287 A Savannah St.		4	6				
						287 A Savannah St.		0	10				
<hr/>													
LAST 10 GAMES													
184 A UT Martin				2	12	95 H Tennessee Tech				4	10		
97 H Samford				1	31	278 H Ark.-Pine Bluff				5	9		
297 A Mississippi Val.				3	1	278 H Ark.-Pine Bluff				4	5		
297 A Mississippi Val.				1	0	278 H Ark.-Pine Bluff				1	4		
297 A Mississippi Val.				3	5	188 H Alabama St.				2	11		

Non-Div. I Games: North Ala. 1 12 North Ala. 6 10

Alabama A&amp;M

RPI	S	Opponent	Score	
297	A	Mississippi Val.	3	5
297	A	Mississippi Val.	3	1
297	A	Mississippi Val.	1	0
297	H	Mississippi Val.	3	4
297	H	Mississippi Val.	4	6
297	H	Mississippi Val.	9	6
299	H	Fort Wayne	1	15
299	H	Fort Wayne	5	3
299	H	Fort Wayne	8	6
299	H	Fort Wayne	6	10

Alabama A&M

A  
l  
a  
b  
a  
m  
a  
A  
&  
M

A  
l  
a  
b  
a  
m  
a  
A  
&  
M



Average RPI Win:	260	WON-LOST RECORD	WINNING PCT. RANK	LAST 10 GAMES	STRENGTH OF SCHEDULE	OPP. STRENGTH OF SCHEDULE	TEAM RPI	ADJ RPI	CONF. RPI	ADJ CONF. RPI	
Average RPI Loss:	242										
DIV. I ONLY	10-23-0	.30303	270	2-6-0	299	291	294	.35335	294	31	31
DIV. I NON-CONF.	2-7-0	.22222	273	1-0-0	247	173	281	.40696	281	31	31
<hr/>											
TOTALS	RPI 1-25	RPI 26-50		W-L RECORDS		RPI 51-100		RPI 101-150		RPI 150+	
10-23-0	0-0-0	0-0-0		OVERALL		0-3-0		0-1-0		10-19-0	
7-4-0	0-0-0	0-0-0		HOME		0-0-0		0-0-0		7-4-0	
2-15-0	0-0-0	0-0-0		AWAY		0-3-0		0-1-0		2-11-0	
1-4-0	0-0-0	0-0-0		NEUTRAL		0-0-0		0-0-0		1-4-0	
2-7-0	0-0-0	0-0-0		NON-CONFERENCE		0-3-0		0-1-0		2-3-0	
1-0-0	0-0-0	0-0-0		HOME		0-0-0		0-0-0		1-0-0	
0-5-0	0-0-0	0-0-		AWAY		0-3-0		0-1-0		0-1-0	
1-2-0	0-0-0	0-0-0		NEUTRAL		0-0-0		0-0-0		1-2-0	
8-16-0	0-0-0	0-0-0		CONFERENCE		0-0-0		0-0-0		8-16-0	
6-4-0	0-0-0	0-0-0		HOME		0-0-0		0-0-0		6-4-0	
2-10-0	0-0-0	0-0-0		AWAY		0-0-0		0-0-0		2-10-0	
0-2-0	0-0-0	0-0-0		NEUTRAL		0-0-0		0-0-0		0-2-0	
RPI	S	Opponent	Score	RPI	S	Opponent	Score	RPI	S	Opponent	Score
</											

Non-Div. I Games: Loyola (LA)

2 1

LSU-Alexandria

7 1

Loyola (LA)

13 6

Southern U.

S  
o  
u  
t  
h  
e  
r  
n  
U  
.

S  
o  
u  
t  
h  
e  
r  
n  
U  
.

Southern U.

Average RPI Win:	205	WON-LOST	WINNING	LAST 10	STRENGTH OF	OPP. STRENGTH	TEAM	ADJ	CONF.	ADJ CONF.	
Average RPI Loss:	214	RECORD	PCT. RANK	GAMES	SCHEDULE	OF SCHEDULE	RPI	RPI	RPI	RPI	
DIV. I ONLY	3-42-0	.06667	298	0-10-0	225	297	295	.3528	295	28	28
DIV. I NON-CONF.	2-27-0	.06897	297	0-2-0	245	294	295	.35731	295	30	30
TOTALS	RPI 1-25	RPI 26-50	W-L RECORDS	RPI 51-100	RPI 101-150	RPI 150+					
3-42-0	0-0-0	0-0-0	OVERALL	1-0-0	0-4-0	2-38-0					
1-9-0	0-0-0	0-0-0	HOME	0-0-0	0-1-0	1-8-0					
0-25-0	0-0-0	0-0-0	AWAY	0-0-0	0-3-0	0-22-0					
2-8-0	0-0-0	0-0-0	NEUTRAL	1-0-0	0-0-0	1-8-0					
2-27-0	0-0-0	0-0-0	NON-CONFERENCE	1-0-0	0-4-0	1-23-0					
0-2-0	0-0-0	0-0-0	HOME	0-0-0	0-1-0	0-1-0					
0-17-0	0-0-0	0-0-	AWAY	0-0-0	0-3-0	0-14-0					
2-8-0	0-0-0	0-0-0	NEUTRAL	1-0-0	0-0-0	1-8-0					
1-15-0	0-0-0	0-0-0	CONFERENCE	0-0-0	0-0-0	1-15-0					
1-7-0	0-0-0	0-0-0	HOME	0-0-0	0-0-0	1-7-0					
0-8-0	0-0-0	0-0-0	AWAY	0-0-0	0-0-0	0-8-0					
0-0-0	0-0-0	0-0-0	NEUTRAL	0-0-0	0-0-0	0-0-0					
RPI S	Opponent	Score	RPI S	Opponent	Score	RPI S	Opponent	Score	RPI S	Opponent	Score
						87 N	Notre Dame	10 2	105 H	Rutgers	4 28
									117 A	William & Mary	1 16
									117 A	William & Mary	5 6
									117 A	William & Mary	4 5
									161 N	Saint Louis	6 24
									176 A	UNCG	7 8
									176 A	UNCG	8 11
									176 A	UNCG	7 25
									176 A	UNCG	2 14
									191 A	Navy	1 4
									191 A	Navy	6 10
									191 A	Navy	6 9
									191 A	Navy	1 7
									199 A	Penn	3 13
									199 A	Penn	1 4
									199 A	Penn	1 2
									199 A	Penn	2 3
									199 H	Penn	8 9
									206 N	Harvard	1 13
									206 N	Harvard	0 6
									208 A	Monmouth	4 5
									209 A	Penn St.	2 9
									219 N	Georgetown	7 14
									219 N	Georgetown	4 10
									219 N	Georgetown	6 13
									232 A	Rider	0 2
									237 H	Army West Point	10 6
LAST 10 GAMES											
						209 A	Penn St.	2 9	208 A	Monmouth	4 5
						283 H	Lehigh	2 12	256 A	Bucknell	5 8
						283 H	Lehigh	1 5	256 A	Bucknell	10 11
						283 H	Lehigh	1 9	256 A	Bucknell	5 6
						283 H	Lehigh	2 3	256 A	Bucknell	1 4

Non-Div. I Games:

Lafayette

RPI	S	Opponent	Score
237	H	Army West Point	5 10
237	H	Army West Point	4 5
237	H	Army West Point	9 10
242	A	Saint Joseph's	1 11
256	A	Bucknell	10 11
256	A	Bucknell	5 6
256	A	Bucknell	1 4
256	A	Bucknell	5 8
261	A	Incarnate Word	5 6
261	N	Incarnate Word	3 4
283	H	Lehigh	2 3
283	H	Lehigh	1 9
283	H	Lehigh	1 5
283	H	Lehigh	2 12
288	A	Fairleigh Dickinson	9 10
291	N	Coppin St.	1 3
291	N	Coppin St.	6 5

Lafayette

L  
a  
f  
a  
y  
e  
t  
t  
e

L  
a  
f  
a  
y  
e  
t  
t  
e

Average RPI Win: 270 Average RPI Loss: 218		WON-LOST RECORD	WINNING PCT. RANK	LAST 10 GAMES	STRENGTH OF SCHEDULE	OPP. STRENGTH OF SCHEDULE	TEAM RPI	ADJ RPI	CONF. RPI	ADJ CONF. RPI	
DIV. I ONLY		5-29-0	.14706 294	1-9-0	282	292	297	.34562 296	30	30	
DIV. I NON-CONF.		2-16-0	.11111 292	0-3-0	287	280	299	.33925 299	28	28	
<hr/>											
TOTALS		RPI 1-25	RPI 26-50		W-L RECORDS		RPI 51-100		RPI 101-150		RPI 150+
5-29-0		0-0-0	0-0-0		OVERALL		0-0-0		0-5-0		5-24-0
4-6-0		0-0-0	0-0-0		HOME		0-0-0		0-0-0		4-6-0
1-23-0		0-0-0	0-0-0		AWAY		0-0-0		0-5-0		1-18-0
0-0-0		0-0-0	0-0-0		NEUTRAL		0-0-0		0-0-0		0-0-0
2-16-0		0-0-0	0-0-0		NON-CONFERENCE		0-0-0		0-5-0		2-11-0
2-2-0		0-0-0	0-0-0		HOME		0-0-0		0-0-0		2-2-0
0-14-0		0-0-0	0-0-		AWAY		0-0-0		0-5-0		0-9-0
0-0-0		0-0-0	0-0-0		NEUTRAL		0-0-0		0-0-0		0-0-0
3-13-0		0-0-0	0-0-0		CONFERENCE		0-0-0		0-0-0		3-13-0
2-4-0		0-0-0	0-0-0		HOME		0-0-0		0-0-0		2-4-0
1-9-0		0-0-0	0-0-0		AWAY		0-0-0		0-0-0		1-9-0
0-0-0		0-0-0	0-0-0		NEUTRAL		0-0-0		0-0-0		0-0-0
RPI	S	Opponent	Score	RPI	S	Opponent	Score	RPI	S	Opponent	Score
								113	A	New Mexico St.	2 13
								113	A	New Mexico St.	3 6
								113	A	New Mexico St.	4 25
								113	A	New Mexico St.	1 29
								122	A	Duke	3 10
								181	A	UMBC	1 14
								181	A	UMBC	7 19
								201	A	Central Conn. St.	0 2
								201	A	Central Conn. St.	0 4
								201	A	Central Conn. St.	1 9
								201	H	Central Conn. St.	5 7
								201	H	Central Conn. St.	2 7
								201	H	Central Conn. St.	3 11
								219	H	Georgetown	2 13
								220	A	N.C. A&T	2 4
								220	A	N.C. A&T	1 3
								220	A	N.C. A&T	7 14
								221	H	George Mason	4 19
								257	A	LIU Brooklyn	10 12
								257	A	LIU Brooklyn	8 12
								257	A	LIU Brooklyn	11 8
								257	H	LIU Brooklyn	11 15
				LAST 10 GAMES				257	H	LIU Brooklyn	8 7
				257	A	LIU Brooklyn	8 12	201	H	Central Conn. St.	5 7
				257	A	LIU Brooklyn	10 12	201	H	Central Conn. St.	2 7
				257	A	LIU Brooklyn	11 8	287	A	Savannah St.	8 9
				291	A	Coppin St.	6 9	221	H	George Mason	4 19
				219	H	Georgetown	2 13	288	A	Fairleigh Dickinson	2 15
								287	A	Savannah St.	1 9
								287	A	Savannah St.	5 6

Non-Div. I Games:

Mt. St. Mary's

RPI	S	Opponent	Score	
288	A	Fairleigh Dickinson	2	5
288	A	Fairleigh Dickinson	1	4
288	A	Fairleigh Dickinson	5	6
288	A	Fairleigh Dickinson	2	15
289	H	UMES	2	0
289	H	UMES	2	1
291	A	Coppin St.	6	9

Mt. St. Mary's

M  
t  
.  
S  
t  
.  
M  
a  
r  
y  
'  
s

M  
t  
.  
S  
t  
.  
M  
a  
r  
y  
'  
s

Average RPI Win: 272		WON-LOST	WINNING	LAST 10	STRENGTH OF		OPP. STRENGTH	TEAM	ADJ	CONF.	ADJ CONF.			
Average RPI Loss: 222		RECORD	PCT. RANK	GAMES	SCHEDULE		OF SCHEDULE	RPI	RPI	RPI	RPI			
DIV. I ONLY		6-27-0	.18182	293	2-7-0		287	298	296	.34561	297	31	31	
DIV. I NON-CONF.		1-11-0	.08333	296	0-3-0		227	284	290	.37169	290	31	31	
TOTALS		RPI 1-25	RPI 26-50		W-L RECORDS		RPI 51-100		RPI 101-150		RPI 150+			
6-27-0		0-1-0	0-0-0		OVERALL		0-1-0		0-2-0		6-23-0			
2-14-0		0-0-0	0-0-0		HOME		0-0-0		0-0-0		2-14-0			
4-13-0		0-1-0	0-0-0		AWAY		0-1-0		0-2-0		4-9-0			
0-0-0		0-0-0	0-0-0		NEUTRAL		0-0-0		0-0-0		0-0-0			
1-11-0		0-1-0	0-0-0		NON-CONFERENCE		0-1-0		0-2-0		1-7-0			
0-4-0		0-0-0	0-0-0		HOME		0-0-0		0-0-0		0-4-0			
1-7-0		0-1-0	0-0-		AWAY		0-1-0		0-2-0		1-3-0			
0-0-0		0-0-0	0-0-0		NEUTRAL		0-0-0		0-0-0		0-0-0			
5-16-0		0-0-0	0-0-0		CONFERENCE		0-0-0		0-0-0		5-16-0			
2-10-0		0-0-0	0-0-0		HOME		0-0-0		0-0-0		2-10-0			
3-6-0		0-0-0	0-0-0		AWAY		0-0-0		0-0-0		3-6-0			
0-0-0		0-0-0	0-0-0		NEUTRAL		0-0-0		0-0-0		0-0-0			
RPI	S	Opponent	Score		RPI	S	Opponent	Score		RPI	S	Opponent	Score	
16	A	Mississippi St.	0 5							96	A	Memphis	4 13	
										121	A	SFA	2 8	
										131	A	Central Ark.	2 9	
										168	A	Nicholls St.	3 4	
										186	A	Arkansas St.	10 9	
										188	H	Alabama St.	5 7	
										188	H	Alabama St.	6 7	
										188	H	Alabama St.	2 14	
										217	A	Northwestern St.	1 11	
										217	A	Northwestern St.	0 14	
										224	A	Jackson St.	2 9	
										224	A	Jackson St.	8 9	
										224	A	Jackson St.	6 13	
										224	H	Jackson St.	2 3	
										224	H	Jackson St.	3 5	
										224	H	Jackson St.	0 6	
										274	H	North Dakota St.	3 9	
										274	H	North Dakota St.	6 9	
										274	H	North Dakota St.	4 7	
										274	H	North Dakota St.	4 10	
										284	A	Alcorn	2 3	
										284	A	Alcorn	3 4	
										284	A	Alcorn	5 1	
										284	H	Alcorn	3 11	
										284	H	Alcorn	5 3	
										284	H	Alcorn	0 13	
										16	A	Mississippi St.	0 5	
										224	A	Jackson St.	6 13	
										293	A	Alabama A&M	6 4	
										293	A	Alabama A&M	4 3	
Non-Div. I Games:					Delta St.	1	8			Delta St.	4	15		

Mississippi Val.

RPI	S	Opponent	Score	
293	A	Alabama A&M	6	9
293	H	Alabama A&M	1	3
293	H	Alabama A&M	0	1
293	H	Alabama A&M	5	3

Mississippi Val.

M  
i  
s  
s  
i  
s  
s  
i  
p  
p  
i  
V  
a  
l  
.

M  
i  
s  
s  
i  
s  
s  
i  
p  
p  
i  
V  
a  
l  
.



Average RPI Win:	0	WON-LOST	WINNING	LAST 10	STRENGTH OF	OPP. STRENGTH	TEAM	ADJ	CONF.	ADJ CONF.	
Average RPI Loss:	191	RECORD	PCT. RANK	GAMES	SCHEDULE	OF SCHEDULE	RPI	RPI	RPI	RPI	
DIV. I ONLY	0-24-0	0	299	0-10-0	220	285	298	.34131	298	26	26
DIV. I NON-CONF.	0-12-0	0	299	0-4-0	191	289	297	.35528	297	25	25
<hr/>											
TOTALS	RPI 1-25	RPI 26-50		W-L RECORDS		RPI 51-100		RPI 101-150		RPI 150+	
0-24-0	0-0-0	0-4-0		OVERALL		0-1-0		0-0-0		0-19-0	
0-5-0	0-0-0	0-0-0		HOME		0-0-0		0-0-0		0-5-0	
0-18-0	0-0-0	0-3-0		AWAY		0-1-0		0-0-0		0-14-0	
0-1-0	0-0-0	0-1-0		NEUTRAL		0-0-0		0-0-0		0-0-0	
<hr/>											
0-12-0	0-0-0	0-4-0		NON-CONFERENCE		0-1-0		0-0-0		0-7-0	
0-2-0	0-0-0	0-0-0		HOME		0-0-0		0-0-0		0-2-0	
0-9-0	0-0-0	0-0-		AWAY		0-1-0		0-0-0		0-5-0	
0-1-0	0-0-0	0-1-0		NEUTRAL		0-0-0		0-0-0		0-0-0	
<hr/>											
0-12-0	0-0-0	0-0-0		CONFERENCE		0-0-0		0-0-0		0-12-0	
0-3-0	0-0-0	0-0-0		HOME		0-0-0		0-0-0		0-3-0	
0-9-0	0-0-0	0-0-0		AWAY		0-0-0		0-0-0		0-9-0	
0-0-0	0-0-0	0-0-0		NEUTRAL		0-0-0		0-0-0		0-0-0	
<hr/>											
RPI S	Opponent	Score	RPI S	Opponent	Score	RPI S	Opponent	Score	RPI S	Opponent	Score
			39 N	St. John's (NY)	9 12	89 A	Seton Hall	0 11	152 A	Fairfield	1 7
			49 A	Louisiana	0 4				152 A	Fairfield	2 3
			49 A	Louisiana	0 10				152 A	Fairfield	4 6
			49 A	Louisiana	1 6				187 A	Niagara	0 7
									187 A	Niagara	2 3
									187 A	Niagara	1 8
									232 H	Rider	0 7
									232 H	Rider	1 15
									232 H	Rider	4 28
									236 A	Fordham	5 7
									236 A	Fordham	2 5
									244 A	Quinnipiac	1 5
									244 A	Quinnipiac	0 7
									244 A	Quinnipiac	1 13
									257 H	LIU Brooklyn	10 12
									276 H	Wagner	2 9
									283 A	Lehigh	3 10
									288 A	Fairleigh Dickinson	6 13
									290 A	NJIT	1 17
			LAST 10 GAMES								
			89 A	Seton Hall	0 11	290 A	NJIT	1 17			
			244 A	Quinnipiac	0 7	152 A	Fairfield	4 6			
			244 A	Quinnipiac	1 5	152 A	Fairfield	2 3			
			244 A	Quinnipiac	1 13	152 A	Fairfield	1 7			
			288 A	Fairleigh Dickinson	6 13	276 H	Wagner	2 9			

Non-Div. I Games:

Saint Peter's

Average RPI Win: 283		WON-LOST	WINNING	LAST 10	STRENGTH OF		OPP. STRENGTH	TEAM	ADJ	CONF.	ADJ CONF.
Average RPI Loss: 213		RECORD	PCT. RANK	GAMES	SCHEDULE		OF SCHEDULE	RPI	RPI	RPI	RPI
DIV. I ONLY		5-30-0	.14286	295	1-8-0		293	288	299	.33807	299
DIV. I NON-CONF.		3-14-0	.17647	279	0-2-0		295	293	291	.36226	293
TOTALS		RPI 1-25	RPI 26-50		W-L RECORDS		RPI 51-100		RPI 101-150		RPI 150+
5-30-0	0-1-0	0-0-0		OVERALL		0-3-0		0-4-0		5-22-0	
1-9-0	0-0-0	0-0-0		HOME		0-3-0		0-1-0		1-5-0	
3-18-0	0-1-0	0-0-0		AWAY		0-0-0		0-3-0		3-14-0	
1-3-0	0-0-0	0-0-0		NEUTRAL		0-0-0		0-0-0		1-3-0	
3-14-0	0-1-0	0-0-0		NON-CONFERENCE		0-0-0		0-4-0		3-9-0	
0-1-0	0-0-0	0-0-0		HOME		0-0-0		0-1-0		0-0-0	
2-10-0	0-1-0	0-0-0		AWAY		0-0-0		0-3-0		2-6-0	
1-3-0	0-0-0	0-0-0		NEUTRAL		0-0-0		0-0-0		1-3-0	
2-16-0	0-0-0	0-0-0		CONFERENCE		0-3-0		0-0-0		2-13-0	
1-8-0	0-0-0	0-0-0		HOME		0-3-0		0-0-0		1-5-0	
1-8-0	0-0-0	0-0-0		AWAY		0-0-0		0-0-0		1-8-0	
0-0-0	0-0-0	0-0-0		NEUTRAL		0-0-0		0-0-0		0-0-0	
RPI S	Opponent	Score		RPI S	Opponent	Score		RPI S	Opponent	Score	
6 A	Louisville	2	12					94 H	Oral Roberts	1	3
								94 H	Oral Roberts	2	14
								94 H	Oral Roberts	1	15
								119 A	Purdue	0	18
								141 A	Butler	3	13
								141 A	Butler	0	2
								141 H	Butler	3	10
								163 N	Canisius	6	13
								163 N	Canisius	4	8
								229 A	Little Rock	5	9
								229 A	Little Rock	1	5
								229 A	Little Rock	2	3
								229 A	Little Rock	2	17
								239 A	South Dakota St.	0	1
								239 A	South Dakota St.	6	10
								239 A	South Dakota St.	2	12
								269 A	Western Ill.	5	6
								269 A	Western Ill.	5	1
								269 A	Western Ill.	1	4
								269 H	Western Ill.	5	15
								269 H	Western Ill.	2	0
								269 H	Western Ill.	4	7
								274 A	North Dakota St.	4	6
								274 A	North Dakota St.	2	12
								274 A	North Dakota St.	1	2
								277 H	Omaha	1	4
								277 H	Omaha	8	9
								277 H	Omaha	1	14
								286 N	Chicago St.	5	7
								290 N	NJIT	5	3
Non-Div. I Games: Goshen				6	4	Cleary		12	1	Ind.-South Bend	
								10	11	Fort Wayne	

RPI	S	Opponent	Score	
293	A	Alabama A&M	10	6
293	A	Alabama A&M	6	8
293	A	Alabama A&M	3	5
293	A	Alabama A&M	15	1

Fort Wayne

F  
o  
r  
t  
W  
a  
y  
n  
e

F  
o  
r  
t  
W  
a  
y  
n  
e