

Average RPI Win:	81	WON-LOST RECORD	WINNING PCT. RANK	LAST 10 GAMES	STRENGTH OF SCHEDULE	OPP. STRENGTH OF SCHEDULE	TEAM RPI	ADJ RPI	CONF. RPI	ADJ CONF. RPI					
DIV. I ONLY		32-3-0	.91429	1	8-2-0	38	2	1	.65613	1	3	3			
DIV. I NON-CONF.		16-1-0	.94118	2	1-0-0	124	18	2	.62562	2	2	2			
<hr/>															
TOTALS	RPI 1-25	RPI 26-50		W-L RECORDS		RPI 51-100		RPI 101-150		RPI 150+					
32-3-0	6-0-0	9-1-0		OVERALL		3-1-0		9-0-0		5-1-0					
13-0-0	3-0-0	3-0-0		HOME		0-0-0		4-0-0		3-0-0					
12-2-0	3-0-0	2-1-0		AWAY		3-1-0		3-0-0		1-0-0					
7-1-0	0-0-0	4-0-0		NEUTRAL		0-0-0		2-0-0		1-1-0					
16-1-0	0-0-0	4-0-0		NON-CONFERENCE		1-0-0		6-0-0		5-1-0					
7-0-0	0-0-0	0-0-0		HOME		0-0-0		4-0-0		3-0-0					
2-0-0	0-0-0	0-0-		AWAY		1-0-0		0-0-0		1-0-0					
7-1-0	0-0-0	4-0-0		NEUTRAL		0-0-0		2-0-0		1-1-0					
16-2-0	6-0-0	5-1-0		CONFERENCE		2-1-0		3-0-0		0-0-0					
6-0-0	3-0-0	3-0-0		HOME		0-0-0		0-0-0		0-0-0					
10-2-0	3-0-0	2-1-0		AWAY		2-1-0		3-0-0		0-0-0					
0-0-0	0-0-0	0-0-0		NEUTRAL		0-0-0		0-0-0		0-0-0					
RPI	S	Opponent	Score	RPI	S	Opponent	Score	RPI	S	Opponent	Score				
7	H	Arizona	4 3	28	N	Indiana	1 0	51	A	Washington	2 3	102	A	Arizona St.	2 0
7	H	Arizona	5 4	28	N	Indiana	4 1	51	A	Washington	3 0	102	A	Arizona St.	4 0
7	H	Arizona	11 7	34	H	Utah	5 4	51	A	Washington	5 2	102	A	Arizona St.	10 1
19	A	Stanford	3 1	34	H	Utah	5 1	80	A	Saint Mary's (CA)	4 3	126	N	Duke	6 3
19	A	Stanford	15 7	34	H	Utah	5 4					126	N	Duke	11 2
19	A	Stanford	7 0	41	N	Nebraska	5 2					132	H	Ball St.	5 0
				41	N	Nebraska	10 1					132	H	Ball St.	8 4
				49	A	UCLA	4 2					132	H	Ball St.	5 1
				49	A	UCLA	1 7					132	H	Ball St.	2 0
				49	A	UCLA	2 1					154	H	UC Davis	14 2
												154	H	UC Davis	4 1
												154	H	UC Davis	4 0
												162	N	Ohio St.	1 6
												162	N	Ohio St.	5 1
												279	A	Portland	4 3
<hr/>															
				LAST 10 GAMES											
				49	A	UCLA	2 1	51	A	Washington	2 3				
				49	A	UCLA	1 7	34	H	Utah	5 1				
				49	A	UCLA	4 2	34	H	Utah	5 4				
				51	A	Washington	3 0	34	H	Utah	5 4				
				51	A	Washington	5 2	279	A	Portland	4 3				

Non-Div. I Games:

Oregon St.

Average RPI Win:	91	WON-LOST RECORD	WINNING PCT. RANK	LAST 10 GAMES	STRENGTH OF SCHEDULE	OPP. STRENGTH OF SCHEDULE	TEAM RPI	ADJ RPI	CONF. RPI	ADJ CONF. RPI		
DIV. I ONLY		34-8-0	.80952	5	7-3-0	25	12	2	.61948	2	4	4
DIV. I NON-CONF.		18-3-0	.85714	6	3-0-0	28	34	4	.61456	4	4	4
<hr/>												
TOTALS	RPI 1-25	RPI 26-50		W-L RECORDS		RPI 51-100		RPI 101-150		RPI 150+		
34-8-0	6-3-0	1-2-0		OVERALL		13-3-0		9-0-0		5-0-0		
23-5-0	4-3-0	0-0-0		HOME		7-2-0		7-0-0		5-0-0		
9-3-0	1-0-0	1-2-0		AWAY		5-1-0		2-0-0		0-0-0		
2-0-0	1-0-0	0-0-0		NEUTRAL		1-0-0		0-0-0		0-0-0		
18-3-0	2-1-0	0-0-0		NON-CONFERENCE		5-2-0		6-0-0		5-0-0		
13-3-0	0-1-0	0-0-0		HOME		4-2-0		4-0-0		5-0-0		
3-0-0	1-0-0	0-0-		AWAY		0-0-0		2-0-0		0-0-0		
2-0-0	1-0-0	0-0-0		NEUTRAL		1-0-0		0-0-0		0-0-0		
16-5-0	4-2-0	1-2-0		CONFERENCE		8-1-0		3-0-0		0-0-0		
10-2-0	4-2-0	0-0-0		HOME		3-0-0		3-0-0		0-0-0		
6-3-0	0-0-0	1-2-0		AWAY		5-1-0		0-0-0		0-0-0		
0-0-0	0-0-0	0-0-0		NEUTRAL		0-0-0		0-0-0		0-0-0		
RPI	S	Opponent	Score	RPI	S	Opponent	Score	RPI	S	Opponent	Score	
10	H	Wake Forest	11 0	26	A	Florida St.	12 10	63	A	Georgia Tech	1 5	
10	H	Wake Forest	8 7	26	A	Florida St.	6 7	63	A	Georgia Tech	11 6	
10	H	Wake Forest	3 8	26	A	Florida St.	3 7	63	A	Georgia Tech	13 6	
14	H	Virginia	0 2					65	H	Yale	10 6	
14	H	Virginia	7 6					65	H	Yale	10 8	
14	H	Virginia	12 1					75	H	Wright St.	6 2	
21	A	South Carolina	5 3					75	H	Wright St.	2 9	
21	H	South Carolina	0 2					75	H	Wright St.	4 6	
21	N	South Carolina	8 7					82	N	Michigan St.	9 2	
								84	H	Winthrop	6 5	
								93	H	Notre Dame	4 1	
								93	H	Notre Dame	6 5	
								93	H	Notre Dame	4 0	
								95	A	Boston College	2 0	
								95	A	Boston College	8 2	
								95	A	Boston College	1 0	

Non-Div. I Games:

Clemson

Average RPI Win:		70	WON-LOST RECORD		WINNING PCT. RANK	LAST 10 GAMES	STRENGTH OF SCHEDULE		OPP. STRENGTH OF SCHEDULE	TEAM RPI	ADJ RPI	CONF. RPI	ADJ CONF. RPI			
Average RPI Loss:		48														
DIV. I ONLY			32-9-0		.78049	7	7-3-0		16	4	3	.61749	3	4	4	
DIV. I NON-CONF.			16-4-0		.8	13	2-1-0		6	7	3	.61785	3	4	4	
TOTALS		RPI 1-25	RPI 26-50		W-L RECORDS		RPI 51-100		RPI 101-150		RPI 150+					
32-9-0		8-3-0	3-1-0		OVERALL		16-5-0		0-0-0		5-0-0					
20-7-0		7-3-0	0-1-0		HOME		8-3-0		0-0-0		5-0-0					
11-2-0		0-0-0	3-0-0		AWAY		8-2-0		0-0-0		0-0-0					
1-0-0		1-0-0	0-0-0		NEUTRAL		0-0-0		0-0-0		0-0-0					
16-4-0		6-2-0	0-1-0		NON-CONFERENCE		5-1-0		0-0-0		5-0-0					
14-4-0		5-2-0	0-1-0		HOME		4-1-0		0-0-0		5-0-0					
1-0-0		0-0-0	0-0-		AWAY		1-0-0		0-0-0		0-0-0					
1-0-0		1-0-0	0-0-0		NEUTRAL		0-0-0		0-0-0		0-0-0					
16-5-0		2-1-0	3-0-0		CONFERENCE		11-4-0		0-0-0		0-0-0					
6-3-0		2-1-0	0-0-0		HOME		4-2-0		0-0-0		0-0-0					
10-2-0		0-0-0	3-0-0		AWAY		7-2-0		0-0-0		0-0-0					
0-0-0		0-0-0	0-0-0		NEUTRAL		0-0-0		0-0-0		0-0-0					
RPI S	Opponent	Score	RPI S	Opponent	Score	RPI S	Opponent	Score	RPI S	Opponent	Score					
4 H	Kentucky	5 4	26 A	Florida St.	3 1	57 H	North Carolina St.	2 4	157 H	Elon	11 2					
4 H	Kentucky	3 1	26 A	Florida St.	9 7	57 H	North Carolina St.	7 2	161 H	Gardner-Webb	11 1					
4 H	Kentucky	6 5	26 A	Florida St.	5 2	57 H	North Carolina St.	7 1	172 H	Radford	7 5					
14 H	Virginia	12 2	32 H	St. John's (NY)	4 5	61 H	Liberty	2 5	172 H	Radford	2 0					
14 H	Virginia	1 2					63 A	Georgia Tech	6 5	172 H	Radford	9 3				
14 H	Virginia	9 4					63 A	Georgia Tech	2 4							
21 N	South Carolina	20 5					63 A	Georgia Tech	7 4							
23 H	Long Beach St.	1 4					66 H	Coastal Caro.	7 6							
23 H	Long Beach St.	2 5					71 H	Miami (FL)	2 6							
23 H	Long Beach St.	8 5					71 H	Miami (FL)	6 3							
25 H	Maryland	9 2					71 H	Miami (FL)	7 2							
								73 A	East Carolina	6 2						
								73 H	East Carolina	3 2						
								84 H	Winthrop	11 0						
								89 A	Pittsburgh	3 1						
								89 A	Pittsburgh	9 11						
								89 A	Pittsburgh	5 2						
								90 H	VCU	8 2						
								95 A	Boston College	17 7						
								95 A	Boston College	15 3						

RPI	S	Opponent	Score
95	A	Boston College	16 4
57	H	North Carolina St.	2 4
57	H	North Carolina St.	7 1
57	H	North Carolina St.	7 2
21	N	South Carolina	20 5
95	A	Boston College	16 4

Average RPI Win: 105		WON-LOST RECORD		WINNING PCT. RANK		LAST 10 GAMES		STRENGTH OF SCHEDULE		OPP. STRENGTH OF SCHEDULE		TEAM RPI		ADJ RPI		CONF. RPI		ADJ CONF. RPI	
DIV. I ONLY		28-13-0		.68293 30		6-4-0		4		17		4		.61276 4		2		2	
DIV. I NON-CONF.		16-7-0		.69565 34		2-0-0		33		54		19		.58995 19		3		3	
TOTALS		RPI 1-25		RPI 26-50		W-L RECORDS		RPI 51-100		RPI 101-150		RPI 150+							
28-13-0		6-8-0		6-1-0		OVERALL		3-2-0		4-1-0		9-1-0							
19-3-0		5-2-0		2-1-0		HOME		1-0-0		4-0-0		7-0-0							
8-9-0		1-6-0		4-0-0		AWAY		2-2-0		0-1-0		1-0-0							
1-1-0		0-0-0		0-0-0		NEUTRAL		0-0-0		0-0-0		1-1-0							
16-7-0		1-4-0		1-0-0		NON-CONFERENCE		1-1-0		4-1-0		9-1-0							
13-0-0		1-0-0		0-0-0		HOME		1-0-0		4-0-0		7-0-0							
2-6-0		0-4-0		1-0-		AWAY		0-1-0		0-1-0		1-0-0							
1-1-0		0-0-0		0-0-0		NEUTRAL		0-0-0		0-0-0		1-1-0							
12-6-0		5-4-0		5-1-0		CONFERENCE		2-1-0		0-0-0		0-0-0							
6-3-0		4-2-0		2-1-0		HOME		0-0-0		0-0-0		0-0-0							
6-3-0		1-2-0		3-0-0		AWAY		2-1-0		0-0-0		0-0-0							
0-0-0		0-0-0		0-0-0		NEUTRAL		0-0-0		0-0-0		0-0-0							
RPI S	Opponent		Score		RPI S	Opponent		Score		RPI S	Opponent		Score		RPI S	Opponent		Score	
3 A	North Carolina		1	3	35 A	Old Dominion		19	2	60 A	Missouri		5	2	107 A	Cincinnati		1	2
3 A	North Carolina		5	6	44 H	Ole Miss		4	2	60 A	Missouri		8	9	107 H	Cincinnati		13	7
3 A	North Carolina		4	5	44 H	Ole Miss		6	9	60 A	Missouri		6	1	109 H	UC Santa Barbara		2	1
5 A	Louisville		3	5	44 H	Ole Miss		4	1	61 A	Liberty		4	5	109 H	UC Santa Barbara		3	2
5 H	Louisville		11	7	46 A	Texas A&M		7	6	75 H	Wright St.		15	1	109 H	UC Santa Barbara		12	1
16 A	Mississippi St.		6	10	46 A	Texas A&M		6	0						158 N	Delaware		3	4
16 A	Mississippi St.		6	10	46 A	Texas A&M		11	7						181 H	UT Martin		8	0
16 A	Mississippi St.		5	2											202 H	Murray St.		9	7
17 H	LSU		3	4											203 H	Miami (OH)		6	4
17 H	LSU		12	5											203 H	Miami (OH)		14	2
17 H	LSU		10	2											203 H	Miami (OH)		16	3
20 H	Vanderbilt		10	3											212 H	Eastern Ky.		12	0
20 H	Vanderbilt		7	4											248 N	Saint Joseph's		16	9
20 H	Vanderbilt		4	6											250 A	Western Ky.		4	3
															250 H	Western Ky.		17	2
LAST 10 GAMES																			
	17 H LSU		10	2		60 A Missouri		8	9										
	17 H LSU		3	4		60 A Missouri		5	2										
	17 H LSU		12	5		181 H UT Martin		8	0										
	5 H Louisville		11	7		16 A Mississippi St.		6	10										
	60 A Missouri		6	1		16 A Mississippi St.		6	10										

Non-Div. I Games:

Kentucky

Average RPI Win: 122		WON-LOST RECORD		WINNING PCT. RANK		LAST 10 GAMES		STRENGTH OF SCHEDULE		OPP. STRENGTH OF SCHEDULE		TEAM RPI		ADJ RPI		CONF. RPI		ADJ CONF. RPI					
DIV. I ONLY		34-6-0		.85		3		1-0-0		80		47		5		.61143		5		4		4	
DIV. I NON-CONF.		17-2-0		.89474		3		1-0-0		183		208		17		.59181		17		4		4	
TOTALS		RPI 1-25		RPI 26-50		W-L RECORDS		RPI 51-100		RPI 101-150		RPI 150+											
34-6-0		6-3-0		0-0-0		OVERALL		12-1-0		5-2-0		11-0-0											
23-2-0		3-1-0		0-0-0		HOME		7-0-0		4-1-0		9-0-0											
8-4-0		2-2-0		0-0-0		AWAY		5-1-0		0-1-0		1-0-0											
3-0-0		1-0-0		0-0-0		NEUTRAL		0-0-0		1-0-0		1-0-0											
17-2-0		2-1-0		0-0-0		NON-CONFERENCE		1-0-0		3-1-0		11-0-0											
13-0-0		1-0-0		0-0-0		HOME		1-0-0		2-0-0		9-0-0											
1-2-0		0-1-0		0-0-		AWAY		0-0-0		0-1-0		1-0-0											
3-0-0		1-0-0		0-0-0		NEUTRAL		0-0-0		1-0-0		1-0-0											
17-4-0		4-2-0		0-0-0		CONFERENCE		11-1-0		2-1-0		0-0-0											
10-2-0		2-1-0		0-0-0		HOME		6-0-0		2-1-0		0-0-0											
7-2-0		2-1-0		0-0-0		AWAY		5-1-0		0-0-0		0-0-0											
0-0-0		0-0-0		0-0-0		NEUTRAL		0-0-0		0-0-0		0-0-0											
RPI	S	Opponent		Score		RPI	S	Opponent		Score		RPI	S	Opponent		Score							
4	A	Kentucky		7	11					57	A	North Carolina St.		7	6	107	A	Cincinnati		3	6		
4	H	Kentucky		5	3					57	A	North Carolina St.		1	3	108	H	Xavier		13	4		
10	H	Wake Forest		1	2					57	A	North Carolina St.		8	1	115	H	Purdue		13	2		
10	H	Wake Forest		7	6					63	A	Georgia Tech		10	1	126	H	Duke		7	5		
10	H	Wake Forest		7	5					63	A	Georgia Tech		3	0	126	H	Duke		10	0		
14	A	Virginia		2	11					63	A	Georgia Tech		5	4	126	H	Duke		3	5		
14	A	Virginia		4	3					83	H	Morehead St.		20	2	132	N	Ball St.		10	4		
14	A	Virginia		5	2					89	H	Pittsburgh		3	1	178	H	Eastern Mich.		3	2		
25	N	Maryland		10	7					89	H	Pittsburgh		8	2	178	H	Eastern Mich.		8	7		
										89	H	Pittsburgh		3	0	178	H	Eastern Mich.		13	0		
										95	H	Boston College		6	4	183	N	Alabama St.		7	0		
										95	H	Boston College		6	0	212	A	Eastern Ky.		14	4		
										95	H	Boston College		5	3	212	H	Eastern Ky.		19	3		
																250	H	Western Ky.		11	1		
																278	H	Omaha		10	0		
																278	H	Omaha		6	0		
																278	H	Omaha		7	2		
																298	H	Fort Wayne		12	2		
LAST 10 GAMES																							
212	A	Eastern Ky.		14	4	63	A	Georgia Tech		5	4												
126	H	Duke		7	5	63	A	Georgia Tech		10	1												
126	H	Duke		10	0	63	A	Georgia Tech		3	0												
126	H	Duke		3	5	115	H	Purdue		13	2												
4	A	Kentucky		7	11	10	H	Wake Forest		7	5												

Non-Div. I Games:

Louisville

Average RPI Win:	101	WON-LOST RECORD		WINNING PCT. RANK		LAST 10 GAMES		STRENGTH OF SCHEDULE		OPP. STRENGTH OF SCHEDULE		TEAM RPI		ADJ RPI		CONF. RPI		ADJ CONF. RPI					
DIV. I ONLY		33-11-0		.75	13	5-5-0		28		16		6		.60947	6	1		1					
DIV. I NON-CONF.		24-5-0		.82759	10	2-1-0		44		41		5		.61352	5	1		1					
TOTALS		RPI 1-25		RPI 26-50		W-L RECORDS		RPI 51-100		RPI 101-150		RPI 150+											
33-11-0		5-2-0		8-6-0		OVERALL		8-2-0		6-1-0		6-0-0											
17-4-0		3-1-0		3-2-0		HOME		6-1-0		1-0-0		4-0-0											
11-5-0		1-1-0		4-3-0		AWAY		2-1-0		4-0-0		0-0-0											
5-2-0		1-0-0		1-1-0		NEUTRAL		0-0-0		1-1-0		2-0-0											
24-5-0		3-1-0		3-2-0		NON-CONFERENCE		6-1-0		6-1-0		6-0-0											
14-1-0		1-0-0		2-0-0		HOME		6-1-0		1-0-0		4-0-0											
5-2-0		1-1-0		0-0-		AWAY		0-0-0		4-0-0		0-0-0											
5-2-0		1-0-0		1-1-0		NEUTRAL		0-0-0		1-1-0		2-0-0											
9-6-0		2-1-0		5-4-0		CONFERENCE		2-1-0		0-0-0		0-0-0											
3-3-0		2-1-0		1-2-0		HOME		0-0-0		0-0-0		0-0-0											
6-3-0		0-0-0		4-2-0		AWAY		2-1-0		0-0-0		0-0-0											
0-0-0		0-0-0		0-0-0		NEUTRAL		0-0-0		0-0-0		0-0-0											
RPI	S	Opponent		Score		RPI	S	Opponent		Score		RPI	S	Opponent		Score		RPI	S	Opponent		Score	
7	H	Arizona		13 1		36	A	Texas		8 5		72	H	California		5 1		112	A	New Mexico St.		15 4	
15	H	Baylor		9 10		36	A	Texas		2 1		72	H	California		11 2		112	H	New Mexico St.		16 1	
15	H	Baylor		13 2		36	A	Texas		2 1		72	H	California		4 2		112	N	New Mexico St.		6 4	
15	H	Baylor		5 3		38	A	Oklahoma		2 6		72	H	California		3 2		117	N	UT Arlington		1 5	
16	A	Mississippi St.		5 8		38	A	Oklahoma		4 5		92	A	Kansas St.		7 4		135	A	Wichita St.		10 5	
16	A	Mississippi St.		5 2		38	A	Oklahoma		9 4		92	A	Kansas St.		3 5		135	A	Wichita St.		3 1	
17	N	LSU		5 4		40	A	New Mexico		5 16		92	A	Kansas St.		12 8		135	A	Wichita St.		4 1	
						40	H	New Mexico		12 4		98	H	UTSA		8 4		227	H	UNLV		5 4	
						40	H	New Mexico		7 2		98	H	UTSA		2 3		227	H	UNLV		5 2	
						43	H	Oklahoma St.		8 2		98	H	UTSA		7 6		269	H	Texas Southern		14 7	
						43	H	Oklahoma St.		1 3													
						43	H	Oklahoma St.		10 12													
						44	N	Ole Miss		5 1													
						46	N	Texas A&M		0 9													
LAST 10 GAMES																							
40	A	New Mexico		5 16		92	A	Kansas St.		12 8		92	A	Kansas St.		7 4		92	A	Kansas St.		3 5	
43	H	Oklahoma St.		1 3		92	A	Kansas St.		7 4		40	H	New Mexico		12 4		15	H	Baylor		9 10	
43	H	Oklahoma St.		8 2		92	A	Kansas St.		3 5													
43	H	Oklahoma St.		10 12																			
112	N	New Mexico St.		6 4																			

Average RPI Win:		103	WON-LOST		WINNING		LAST 10		STRENGTH OF		OPP. STRENGTH		TEAM		ADJ		CONF.		ADJ CONF.	
Average RPI Loss:		34	RECORD		PCT. RANK		GAMES		SCHEDULE		OF SCHEDULE		RPI		RPI		RPI		RPI	
DIV. I ONLY			27-12-0		.69231		24		5-5-0		6		29		7		.60578		7	
DIV. I NON-CONF.			17-3-0		.85		8		2-0-0		4		83		1		.65208		1	
TOTALS		RPI 1-25		RPI 26-50		W-L RECORDS		RPI 51-100		RPI 101-150		RPI 150+								
27-12-0		5-4-0		3-6-0		OVERALL		2-1-0		10-1-0		7-0-0								
20-4-0		4-0-0		0-3-0		HOME		2-1-0		7-0-0		7-0-0								
5-7-0		0-4-0		2-2-0		AWAY		0-0-0		3-1-0		0-0-0								
2-1-0		1-0-0		1-1-0		NEUTRAL		0-0-0		0-0-0		0-0-0								
17-3-0		5-1-0		1-2-0		NON-CONFERENCE		0-0-0		4-0-0		7-0-0								
14-0-0		4-0-0		0-0-0		HOME		0-0-0		3-0-0		7-0-0								
1-2-0		0-1-0		0-0-		AWAY		0-0-0		1-0-0		0-0-0								
2-1-0		1-0-0		1-1-0		NEUTRAL		0-0-0		0-0-0		0-0-0								
10-9-0		0-3-0		2-4-0		CONFERENCE		2-1-0		6-1-0		0-0-0								
6-4-0		0-0-0		0-3-0		HOME		2-1-0		4-0-0		0-0-0								
4-5-0		0-3-0		2-1-0		AWAY		0-0-0		2-1-0		0-0-0								
0-0-0		0-0-0		0-0-0		NEUTRAL		0-0-0		0-0-0		0-0-0								
RPI	S	Opponent		Score		RPI	S	Opponent		Score		RPI	S	Opponent		Score				
1	A	Oregon St.		4	5	33	A	Cal St. Fullerton		0	4	54	H	Oregon		4	8			
1	A	Oregon St.		3	4	34	H	Utah		3	7	54	H	Oregon		18	4			
1	A	Oregon St.		7	11	34	H	Utah		5	12	54	H	Oregon		5	4			
6	A	Texas Tech		1	13	34	H	Utah		2	4									
12	N	Arkansas		3	0	41	N	Nebraska		0	1									
22	H	McNeese		12	3	43	N	Oklahoma St.		10	9									
22	H	McNeese		8	3	49	A	UCLA		7	8									
22	H	McNeese		9	3	49	A	UCLA		19	4									
22	H	McNeese		12	5	49	A	UCLA		4	3									
						LAST 10 GAMES														
						112	H	New Mexico St.		11	2	54	H	Oregon		5	4			
						34	H	Utah		2	4	54	H	Oregon		4	8			
						34	H	Utah		3	7	125	A	Grand Canyon		7	3			
						34	H	Utah		5	12	121	A	Washington St.		6	5			
						54	H	Oregon		18	4	121	A	Washington St.		3	9			

Non-Div. I Games:

Arizona



Average RPI Win: 77		WON-LOST	WINNING	LAST 10	STRENGTH OF		OPP. STRENGTH	TEAM	ADJ	CONF.	ADJ CONF.
Average RPI Loss: 52		RECORD	PCT. RANK	GAMES	SCHEDULE		OF SCHEDULE	RPI	RPI	RPI	RPI
DIV. I ONLY		24-15-0	.61538	63	5-5-0		12	5	8	.60509	8
DIV. I NON-CONF.		15-9-0	.625	68	2-1-0		20	15	7	.60269	7
TOTALS		RPI 1-25	RPI 26-50		W-L RECORDS		RPI 51-100		RPI 101-150		RPI 150+
24-15-0		4-3-0	4-5-0		OVERALL		10-7-0		4-0-0		2-0-0
8-3-0		2-1-0	0-0-0		HOME		5-2-0		1-0-0		0-0-0
14-12-0		2-2-0	4-5-0		AWAY		5-5-0		2-0-0		1-0-0
2-0-0		0-0-0	0-0-0		NEUTRAL		0-0-0		1-0-0		1-0-0
15-9-0		0-1-0	2-4-0		NON-CONFERENCE		7-4-0		4-0-0		2-0-0
4-1-0		0-0-0	0-0-0		HOME		3-1-0		1-0-0		0-0-0
9-8-0		0-1-0	2-0-		AWAY		4-3-0		2-0-0		1-0-0
2-0-0		0-0-0	0-0-0		NEUTRAL		0-0-0		1-0-0		1-0-0
9-6-0		4-2-0	2-1-0		CONFERENCE		3-3-0		0-0-0		0-0-0
4-2-0		2-1-0	0-0-0		HOME		2-1-0		0-0-0		0-0-0
5-4-0		2-1-0	2-1-0		AWAY		1-2-0		0-0-0		0-0-0
0-0-0		0-0-0	0-0-0		NEUTRAL		0-0-0		0-0-0		0-0-0
RPI S	Opponent	Score	RPI S	Opponent	Score	RPI S	Opponent	Score	RPI S	Opponent	Score
11 H	TCU	5 4	35 A	Old Dominion	3 1	53 A	Southeastern La.	2 4	116 A	Virginia Tech	8 6
11 H	TCU	5 4	35 A	Old Dominion	4 7	64 H	Kansas	2 7	123 A	Marshall	8 4
11 H	TCU	6 8	35 A	Old Dominion	4 8	64 H	Kansas	8 0	123 H	Marshall	14 7
15 A	Baylor	7 1	43 A	Oklahoma St.	2 3	64 H	Kansas	10 1	132 N	Ball St.	4 1
15 A	Baylor	6 5	43 A	Oklahoma St.	9 8	66 A	Coastal Caro.	4 1	160 A	Nicholls St.	8 1
15 A	Baylor	1 5	43 A	Oklahoma St.	5 3	66 A	Coastal Caro.	22 9	220 N	George Mason	5 3
25 A	Maryland	6 7	45 A	Charlotte	6 3	76 H	Jacksonville	8 1			
			45 A	Charlotte	2 13	76 H	Jacksonville	5 3			
			45 A	Charlotte	3 6	76 H	Jacksonville	2 8			
						77 A	Tulane	18 5			
						77 A	Tulane	0 6			
						77 A	Tulane	8 9			
						83 H	Morehead St.	5 1			
						89 A	Pittsburgh	8 4			
						92 A	Kansas St.	9 7			
						92 A	Kansas St.	4 8			
						92 A	Kansas St.	4 11			
LAST 10 GAMES											
			116 A	Virginia Tech	8 6	11 H	TCU	5 4			
			92 A	Kansas St.	4 11	11 H	TCU	6 8			
			92 A	Kansas St.	4 8	11 H	TCU	5 4			
			92 A	Kansas St.	9 7	25 A	Maryland	6 7			
			123 A	Marshall	8 4	64 H	Kansas	2 7			

Non-Div. I Games:

West Virginia

Average RPI Win:	72	WON-LOST	WINNING	LAST 10	STRENGTH OF	OPP. STRENGTH	TEAM	ADJ	CONF.	ADJ CONF.		
Average RPI Loss:	43	RECORD	PCT. RANK	GAMES	SCHEDULE	OF SCHEDULE	RPI	RPI	RPI	RPI		
DIV. I ONLY		27-13-0	.675	34	7-3-0	9	3	9	.60462	9	2	2
DIV. I NON-CONF.		17-5-0	.77273	18	2-0-0	24	13	6	.60934	6	3	3
<hr/>												
TOTALS	RPI 1-25	RPI 26-50		W-L RECORDS		RPI 51-100		RPI 101-150		RPI 150+		
27-13-0	7-4-0	4-5-0		OVERALL		9-4-0		6-0-0		1-0-0		
19-6-0	5-2-0	2-2-0		HOME		6-2-0		6-0-0		0-0-0		
7-7-0	2-2-0	1-3-0		AWAY		3-2-0		0-0-0		1-0-0		
1-0-0	0-0-0	1-0-0		NEUTRAL		0-0-0		0-0-0		0-0-0		
17-5-0	1-1-0	3-0-0		NON-CONFERENCE		6-4-0		6-0-0		1-0-0		
14-2-0	1-0-0	1-0-0		HOME		6-2-0		6-0-0		0-0-0		
2-3-0	0-1-0	1-0-		AWAY		0-2-0		0-0-0		1-0-0		
1-0-0	0-0-0	1-0-0		NEUTRAL		0-0-0		0-0-0		0-0-0		
10-8-0	6-3-0	1-5-0		CONFERENCE		3-0-0		0-0-0		0-0-0		
5-4-0	4-2-0	1-2-0		HOME		0-0-0		0-0-0		0-0-0		
5-4-0	2-1-0	0-3-0		AWAY		3-0-0		0-0-0		0-0-0		
0-0-0	0-0-0	0-0-0		NEUTRAL		0-0-0		0-0-0		0-0-0		
RPI S	Opponent	Score	RPI S	Opponent	Score	RPI S	Opponent	Score	RPI S	Opponent	Score	
17 H	LSU	6 10	26 A	Florida St.	10 7	60 A	Missouri	2 1	120 H	William & Mary	5 4	
17 H	LSU	8 1	26 H	Florida St.	1 0	60 A	Missouri	4 3	120 H	William & Mary	8 1	
17 H	LSU	1 0	26 N	Florida St.	4 1	60 A	Missouri	2 1	120 H	William & Mary	11 6	
20 A	Vanderbilt	10 6	27 A	Auburn	5 6	67 A	FGCU	3 7	150 H	Columbia	7 0	
20 A	Vanderbilt	20 8	27 A	Auburn	3 14	67 H	FGCU	2 3	150 H	Columbia	7 2	
20 A	Vanderbilt	0 2	27 A	Auburn	1 2	71 H	Miami (FL)	1 0	150 H	Columbia	8 4	
21 H	South Carolina	1 0	48 H	Tennessee	6 7	71 H	Miami (FL)	2 0	213 A	Stetson	9 8	
21 H	South Carolina	2 4	48 H	Tennessee	2 3	71 H	Miami (FL)	6 2				
21 H	South Carolina	7 5	48 H	Tennessee	5 4	76 A	Jacksonville	2 3				
24 A	UCF	2 11				85 H	Seton Hall	2 3				
24 H	UCF	4 3				85 H	Seton Hall	4 3				
						85 H	Seton Hall	8 0				
						100 H	North Florida	2 1				
LAST 10 GAMES												
	21 H	South Carolina	7 5	20 A	Vanderbilt	0 2						
	21 H	South Carolina	2 4	20 A	Vanderbilt	10 6						
	21 H	South Carolina	1 0	26 A	Florida St.	10 7						
	100 H	North Florida	2 1	48 H	Tennessee	5 4						
	20 A	Vanderbilt	20 8	48 H	Tennessee	2 3						

Non-Div. I Games:

Florida

Average RPI Win:	102	WON-LOST RECORD	WINNING PCT. RANK	LAST 10 GAMES	STRENGTH OF SCHEDULE	OPP. STRENGTH OF SCHEDULE	TEAM RPI	ADJ RPI	CONF. RPI	ADJ CONF. RPI					
DIV. I ONLY		29-13-0	.69048	27	6-4-0	22	23	10	.60077	10	4	4			
DIV. I NON-CONF.		16-5-0	.7619	19	2-1-0	38	60	13	.59496	13	4	4			
<hr/>															
TOTALS	RPI 1-25	RPI 26-50		W-L RECORDS		RPI 51-100		RPI 101-150		RPI 150+					
29-13-0	2-4-0	1-3-0		OVERALL		13-3-0		5-2-0		8-1-0					
17-4-0	0-0-0	0-1-0		HOME		10-2-0		2-1-0		5-0-0					
11-8-0	2-4-0	1-2-0		AWAY		3-1-0		3-1-0		2-0-0					
1-1-0	0-0-0	0-0-0		NEUTRAL		0-0-0		0-0-0		1-1-0					
<hr/>															
16-5-0	0-0-0	1-3-0		NON-CONFERENCE		4-0-0		3-1-0		8-1-0					
10-2-0	0-0-0	0-1-0		HOME		3-0-0		2-1-0		5-0-0					
5-2-0	0-0-0	1-0-		AWAY		1-0-0		1-0-0		2-0-0					
1-1-0	0-0-0	0-0-0		NEUTRAL		0-0-0		0-0-0		1-1-0					
<hr/>															
13-8-0	2-4-0	0-0-0		CONFERENCE		9-3-0		2-1-0		0-0-0					
7-2-0	0-0-0	0-0-0		HOME		7-2-0		0-0-0		0-0-0					
6-6-0	2-4-0	0-0-0		AWAY		2-1-0		2-1-0		0-0-0					
0-0-0	0-0-0	0-0-0		NEUTRAL		0-0-0		0-0-0		0-0-0					
<hr/>															
RPI	S	Opponent	Score	RPI	S	Opponent	Score	RPI	S	Opponent	Score	RPI	S	Opponent	Score
2	A	Clemson	0 11	30	A	Houston	1 8	57	H	North Carolina St.	6 4	101	H	Southern California	9 15
2	A	Clemson	7 8	30	A	Houston	4 5	57	H	North Carolina St.	5 8	101	H	Southern California	18 5
2	A	Clemson	8 3	45	A	Charlotte	13 4	57	H	North Carolina St.	6 5	101	H	Southern California	15 5
5	A	Louisville	6 7	45	H	Charlotte	1 6	63	H	Georgia Tech	8 4	126	A	Duke	11 2
5	A	Louisville	2 1					63	H	Georgia Tech	6 7	126	A	Duke	3 7
5	A	Louisville	5 7					63	H	Georgia Tech	17 8	126	A	Duke	8 4
								66	A	Coastal Caro.	13 8	147	A	Appalachian St.	5 4
								66	H	Coastal Caro.	19 9	152	A	High Point	18 8
								69	H	Kent St.	7 2	157	A	Elon	13 1
								69	H	Kent St.	5 0	157	H	Elon	14 1
								71	A	Miami (FL)	1 5	160	N	Nicholls St.	5 0
								71	A	Miami (FL)	9 0	160	N	Nicholls St.	5 12
								71	A	Miami (FL)	2 1	163	H	Davidson	13 5
								93	H	Notre Dame	5 1	172	H	Radford	18 7
								93	H	Notre Dame	4 3	180	H	UNCG	15 8
								93	H	Notre Dame	13 7	239	H	Quinnipiac	2 1
<hr/>															
LAST 10 GAMES															
2	A	Clemson	8 3	93	H	Notre Dame	13 7								
2	A	Clemson	0 11	93	H	Notre Dame	4 3								
2	A	Clemson	7 8	157	A	Elon	13 1								
45	H	Charlotte	1 6	66	H	Coastal Caro.	19 9								
93	H	Notre Dame	5 1	5	A	Louisville	5 7								

Non-Div. I Games:

Wake Forest

TCU

Average RPI Win:	105	WON-LOST RECORD	WINNING PCT. RANK	LAST 10 GAMES	STRENGTH OF SCHEDULE	OPP. STRENGTH OF SCHEDULE	TEAM RPI	ADJ RPI	CONF. RPI	ADJ CONF. RPI		
DIV. I ONLY		30-9-0	.76923	9	6-4-0	69	8	11	.59737	11	1	1
DIV. I NON-CONF.		19-5-0	.79167	14	3-1-0	132	28	23	.58285	23	1	1
<hr/>												
TOTALS	RPI 1-25	RPI 26-50		W-L RECORDS		RPI 51-100		RPI 101-150		RPI 150+		
30-9-0	4-4-0	5-0-0		OVERALL		8-1-0		5-4-0		8-0-0		
19-4-0	2-1-0	3-0-0		HOME		4-1-0		2-2-0		8-0-0		
8-5-0	1-3-0	0-0-0		AWAY		4-0-0		3-2-0		0-0-0		
3-0-0	1-0-0	2-0-0		NEUTRAL		0-0-0		0-0-0		0-0-0		
<hr/>												
19-5-0	1-1-0	2-0-0		NON-CONFERENCE		3-0-0		5-4-0		8-0-0		
12-2-0	0-0-0	0-0-0		HOME		2-0-0		2-2-0		8-0-0		
4-3-0	0-1-0	0-0-		AWAY		1-0-0		3-2-0		0-0-0		
3-0-0	1-0-0	2-0-0		NEUTRAL		0-0-0		0-0-0		0-0-0		
<hr/>												
11-4-0	3-3-0	3-0-0		CONFERENCE		5-1-0		0-0-0		0-0-0		
7-2-0	2-1-0	3-0-0		HOME		2-1-0		0-0-0		0-0-0		
4-2-0	1-2-0	0-0-0		AWAY		3-0-0		0-0-0		0-0-0		
0-0-0	0-0-0	0-0-0		NEUTRAL		0-0-0		0-0-0		0-0-0		
<hr/>												
RPI S	Opponent	Score	RPI S	Opponent	Score	RPI S	Opponent	Score	RPI S	Opponent	Score	
8 A	West Virginia	8 6	43 H	Oklahoma St.	7 5	56 A	DBU	9 3	102 H	Arizona St.	9 13	
8 A	West Virginia	4 5	43 H	Oklahoma St.	6 5	56 H	DBU	3 2	102 H	Arizona St.	5 2	
8 A	West Virginia	4 5	43 H	Oklahoma St.	5 1	64 H	Kansas	5 1	102 H	Arizona St.	8 4	
15 H	Baylor	8 5	44 N	Ole Miss	5 3	64 H	Kansas	3 1	117 A	UT Arlington	7 2	
15 H	Baylor	5 16	46 N	Texas A&M	11 10	64 H	Kansas	3 4	117 A	UT Arlington	5 4	
15 H	Baylor	9 4				81 H	Rice	13 5	119 H	SFA	2 6	
17 N	LSU	9 6				92 A	Kansas St.	5 0	142 A	UC Irvine	3 6	
23 A	Long Beach St.	0 7				92 A	Kansas St.	1 0	142 A	UC Irvine	2 11	
						92 A	Kansas St.	12 4	142 A	UC Irvine	16 7	
									202 H	Murray St.	13 2	
									202 H	Murray St.	15 6	
									202 H	Murray St.	9 2	
									204 H	Penn St.	12 1	
									204 H	Penn St.	6 3	
									204 H	Penn St.	9 3	
									238 H	UTRGV	18 2	
									238 H	UTRGV	10 2	
<hr/>												
LAST 10 GAMES												
119 H	SFA	2 6	8 A	West Virginia	8 6							
15 H	Baylor	8 5	8 A	West Virginia	4 5							
15 H	Baylor	5 16	56 A	DBU	9 3							
15 H	Baylor	9 4	202 H	Murray St.	13 2							
8 A	West Virginia	4 5	202 H	Murray St.	15 6							

Non-Div. I Games:

TCU

Average RPI Win: 117		WON-LOST	WINNING	LAST 10	STRENGTH OF		OPP. STRENGTH	TEAM	ADJ	CONF.	ADJ CONF.
Average RPI Loss: 48		RECORD	PCT. RANK	GAMES	SCHEDULE		OF SCHEDULE	RPI	RPI	RPI	RPI
DIV. I ONLY		33-10-0	.76744	10	66		13	12	.59559	12	2
DIV. I NON-CONF.		21-4-0	.84	9	130		37	20	.58928	20	3
TOTALS		RPI 1-25	RPI 26-50		W-L RECORDS		RPI 51-100		RPI 101-150		RPI 150+
33-10-0		5-3-0	3-4-0		OVERALL		7-2-0		9-0-0		9-1-0
24-3-0		4-2-0	0-0-0		HOME		4-1-0		9-0-0		7-0-0
7-5-0		1-0-0	2-3-0		AWAY		2-1-0		0-0-0		2-1-0
2-2-0		0-1-0	1-1-0		NEUTRAL		1-0-0		0-0-0		0-0-0
21-4-0		1-1-0	2-2-0		NON-CONFERENCE		5-1-0		6-0-0		7-0-0
17-1-0		0-0-0	0-0-0		HOME		4-1-0		6-0-0		7-0-0
2-1-0		1-0-0	1-0-		AWAY		0-0-0		0-0-0		0-0-0
2-2-0		0-1-0	1-1-0		NEUTRAL		1-0-0		0-0-0		0-0-0
12-6-0		4-2-0	1-2-0		CONFERENCE		2-1-0		3-0-0		2-1-0
7-2-0		4-2-0	0-0-0		HOME		0-0-0		3-0-0		0-0-0
5-4-0		0-0-0	1-2-0		AWAY		2-1-0		0-0-0		2-1-0
0-0-0		0-0-0	0-0-0		NEUTRAL		0-0-0		0-0-0		0-0-0
RPI S	Opponent	Score	RPI S	Opponent	Score	RPI S	Opponent	Score	RPI S	Opponent	Score
7 N	Arizona	0 3	27 A	Auburn	6 11	55 H	Rhode Island	5 2	110 H	Georgia	5 4
13 A	Missouri St.	12 4	27 A	Auburn	2 15	55 H	Rhode Island	3 2	110 H	Georgia	14 4
16 H	Mississippi St.	5 4	27 A	Auburn	7 3	55 H	Rhode Island	0 3	110 H	Georgia	11 3
16 H	Mississippi St.	3 1	39 A	Louisiana Tech	3 4	60 A	Missouri	9 2	125 H	Grand Canyon	11 2
16 H	Mississippi St.	6 1	39 A	Louisiana Tech	13 10	60 A	Missouri	2 7	125 H	Grand Canyon	6 1
17 H	LSU	8 10	41 N	Nebraska	15 5	60 A	Missouri	9 8	134 H	Bryant	13 7
17 H	LSU	0 2	43 N	Oklahoma St.	3 8	92 N	Kansas St.	6 5	134 H	Bryant	11 8
17 H	LSU	9 3				97 H	Memphis	16 7	134 H	Bryant	16 6
						97 H	Memphis	2 0	141 H	New Orleans	5 2
									190 A	Alabama	1 7
									190 A	Alabama	8 5
									190 A	Alabama	7 1
									203 H	Miami (OH)	11 1
									203 H	Miami (OH)	7 0
									203 H	Miami (OH)	5 1
									235 H	La.-Monroe	11 2
									235 H	La.-Monroe	12 3
									283 H	Alcorn	3 2
									283 H	Alcorn	11 3
LAST 10 GAMES											
92 N	Kansas St.	6 5	97 H	Memphis	16 7						
27 A	Auburn	6 11	110 H	Georgia	11 3						
27 A	Auburn	7 3	110 H	Georgia	5 4						
27 A	Auburn	2 15	110 H	Georgia	14 4						
97 H	Memphis	2 0	13 A	Missouri St.	12 4						

Non-Div. I Games:

Arkansas

Average RPI Win:		112	WON-LOST		WINNING		LAST 10		STRENGTH OF		OPP. STRENGTH		TEAM	ADJ		CONF.	ADJ CONF.		
Average RPI Loss:		74	RECORD		PCT. RANK		GAMES		SCHEDULE		OF SCHEDULE		RPI	RPI		RPI	RPI		
DIV. I ONLY			28-13-0		.68293		30	7-3-0	23		78		13	.59295		13	14	14	
DIV. I NON-CONF.			19-13-0		.59375		89	4-3-0	13		72		24	.58242		24	12	12	
TOTALS		RPI 1-25		RPI 26-50		W-L RECORDS		RPI 51-100		RPI 101-150		RPI 150+							
28-13-0		0-2-0		1-3-0		OVERALL		10-5-0		13-3-0		4-0-0							
15-5-0		0-1-0		0-0-0		HOME		5-4-0		10-0-0		0-0-0							
11-8-0		0-1-0		1-3-0		AWAY		4-1-0		3-3-0		3-0-0							
2-0-0		0-0-0		0-0-0		NEUTRAL		1-0-0		0-0-0		1-0-0							
19-13-0		0-2-0		1-3-0		NON-CONFERENCE		7-5-0		7-3-0		4-0-0							
6-5-0		0-1-0		0-0-0		HOME		2-4-0		4-0-0		0-0-0							
11-8-0		0-1-0		1-0-		AWAY		4-1-0		3-3-0		3-0-0							
2-0-0		0-0-0		0-0-0		NEUTRAL		1-0-0		0-0-0		1-0-0							
9-0-0		0-0-0		0-0-0		CONFERENCE		3-0-0		6-0-0		0-0-0							
9-0-0		0-0-0		0-0-0		HOME		3-0-0		6-0-0		0-0-0							
0-0-0		0-0-0		0-0-0		AWAY		0-0-0		0-0-0		0-0-0							
0-0-0		0-0-0		0-0-0		NEUTRAL		0-0-0		0-0-0		0-0-0							
RPI	S	Opponent		Score		RPI	S	Opponent		Score		RPI	S	Opponent		Score			
12	H	Arkansas		4	12	40	A	New Mexico		8	17	55	N	Rhode Island		12	1		
22	A	McNeese		3	4	40	A	New Mexico		8	0	56	H	DBU		11	8		
						40	A	New Mexico		5	9	56	H	DBU		7	3		
						43	A	Oklahoma St.		3	7	56	H	DBU		5	1		
												60	A	Missouri		5	3		
												60	H	Missouri		5	1		
												62	A	Minnesota		7	2		
												62	A	Minnesota		2	5		
												62	A	Minnesota		12	3		
												64	H	Kansas		2	4		
												96	A	Oral Roberts		9	5		
												96	H	Oral Roberts		1	3		
												97	H	Memphis		4	5		
												97	H	Memphis		5	6		
												97	H	Memphis		9	5		
														104 A Middle Tenn.		5	0		
														128 A Central Mich.		4	7		
														128 A Central Mich.		1	2		
														128 A Central Mich.		12	1		
														129 H Central Ark.		5	3		
														129 H Central Ark.		4	0		
														129 H Central Ark.		5	0		
														131 A Southeast Mo. St.		4	5		
														135 H Wichita St.		13	4		
														135 H Wichita St.		8	1		
														135 H Wichita St.		12	5		
														137 H Bradley		9	2		
														137 H Bradley		5	3		
														137 H Bradley		13	3		
														141 H New Orleans		7	2		
														143 A Belmont		7	5		
														165 A Saint Louis		15	8		
														177 A Lipscomb		6	4		
														186 A Arkansas St.		13	0		
														188 N Stony Brook		7	0		
LAST 10 GAMES																			
60 H Missouri						5	1	165 A Saint Louis						15	8				
135 H Wichita St.						8	1	40 A New Mexico						8	0				
135 H Wichita St.						13	4	40 A New Mexico						5	9				
135 H Wichita St.						12	5	40 A New Mexico						8	17				
60 A Missouri						5	3	12 H Arkansas						4	12				

Non-Div. I Games:

Missouri St.

Average RPI Win: 133		WON-LOST	WINNING	LAST 10	STRENGTH OF		OPP. STRENGTH	TEAM	ADJ	CONF.	ADJ CONF.
Average RPI Loss: 54		RECORD	PCT. RANK	GAMES	SCHEDULE		OF SCHEDULE	RPI	RPI	RPI	RPI
DIV. I ONLY		33-10-0	.76744	10	57		59	14	.59148	14	4
DIV. I NON-CONF.		21-1-0	.95455	1	213		155	15	.59327	15	4
TOTALS		RPI 1-25	RPI 26-50		W-L RECORDS		RPI 51-100		RPI 101-150		RPI 150+
33-10-0		3-6-0	1-0-0		OVERALL		12-1-0		5-2-0		12-1-0
24-5-0		1-2-0	1-0-0		HOME		9-1-0		3-1-0		10-1-0
7-5-0		2-4-0	0-0-0		AWAY		1-0-0		2-1-0		2-0-0
2-0-0		0-0-0	0-0-0		NEUTRAL		2-0-0		0-0-0		0-0-0
21-1-0		0-0-0	1-0-0		NON-CONFERENCE		7-0-0		1-0-0		12-1-0
16-1-0		0-0-0	1-0-0		HOME		4-0-0		1-0-0		10-1-0
3-0-0		0-0-0	0-0-		AWAY		1-0-0		0-0-0		2-0-0
2-0-0		0-0-0	0-0-0		NEUTRAL		2-0-0		0-0-0		0-0-0
12-9-0		3-6-0	0-0-0		CONFERENCE		5-1-0		4-2-0		0-0-0
8-4-0		1-2-0	0-0-0		HOME		5-1-0		2-1-0		0-0-0
4-5-0		2-4-0	0-0-0		AWAY		0-0-0		2-1-0		0-0-0
0-0-0		0-0-0	0-0-0		NEUTRAL		0-0-0		0-0-0		0-0-0
RPI S	Opponent	Score	RPI S	Opponent	Score	RPI S	Opponent	Score	RPI S	Opponent	Score
2 A	Clemson	6 7	35 H	Old Dominion	18 5	61 N	Liberty	10 2	116 A	Virginia Tech	10 9
2 A	Clemson	1 12				64 N	Kansas	9 6	116 A	Virginia Tech	5 7
2 A	Clemson	2 0				88 H	Rutgers	7 3	116 A	Virginia Tech	3 2
3 A	North Carolina	2 12				88 H	Rutgers	12 4	120 H	William & Mary	11 3
3 A	North Carolina	2 1				88 H	Rutgers	18 2	126 H	Duke	3 19
3 A	North Carolina	4 9				89 H	Pittsburgh	12 1	126 H	Duke	13 6
5 H	Louisville	2 5				89 H	Pittsburgh	4 3	126 H	Duke	13 6
5 H	Louisville	3 4				89 H	Pittsburgh	5 2	182 H	Niagara	5 3
5 H	Louisville	11 2				90 A	VCU	4 2	182 H	Niagara	5 8
						90 H	VCU	9 4	191 H	VMI	9 7
						93 H	Notre Dame	2 8	206 H	Monmouth	10 0
						93 H	Notre Dame	14 4	210 A	George Washington	7 1
						93 H	Notre Dame	9 0	210 H	George Washington	11 1
									228 A	The Citadel	10 6
									229 H	James Madison	7 2
									234 H	Towson	8 4
									234 H	Towson	3 2
									254 H	Longwood	13 2
									272 H	La Salle	12 3
									272 H	La Salle	18 3
LAST 10 GAMES											
						93 H	Notre Dame	9 0	116 A	Virginia Tech	5 7
						93 H	Notre Dame	2 8	116 A	Virginia Tech	3 2
						93 H	Notre Dame	14 4	116 A	Virginia Tech	10 9
						229 H	James Madison	7 2	90 H	VCU	9 4
						254 H	Longwood	13 2	89 H	Pittsburgh	4 3

Non-Div. I Games:

Virginia

Average RPI Win:	88	WON-LOST RECORD	WINNING PCT. RANK	LAST 10 GAMES	STRENGTH OF SCHEDULE	OPP. STRENGTH OF SCHEDULE	TEAM RPI	ADJ RPI	CONF. RPI	ADJ CONF. RPI		
DIV. I ONLY		25-16-0	.60976	69	6-4-0	1	42	15	.58956	15	1	1
DIV. I NON-CONF.		19-7-0	.73077	26	2-1-0	10	95	12	.59783	12	1	1
<hr/>												
TOTALS	RPI 1-25	RPI 26-50		W-L RECORDS		RPI 51-100		RPI 101-150		RPI 150+		
25-16-0	3-7-0	7-4-0		OVERALL		7-4-0		1-1-0		7-0-0		
17-9-0	1-2-0	5-4-0		HOME		4-2-0		1-1-0		6-0-0		
6-6-0	2-4-0	0-0-0		AWAY		3-2-0		0-0-0		1-0-0		
2-1-0	0-1-0	2-0-0		NEUTRAL		0-0-0		0-0-0		0-0-0		
19-7-0	0-1-0	4-1-0		NON-CONFERENCE		7-4-0		1-1-0		7-0-0		
13-4-0	0-0-0	2-1-0		HOME		4-2-0		1-1-0		6-0-0		
4-2-0	0-0-0	0-0-		AWAY		3-2-0		0-0-0		1-0-0		
2-1-0	0-1-0	2-0-0		NEUTRAL		0-0-0		0-0-0		0-0-0		
6-9-0	3-6-0	3-3-0		CONFERENCE		0-0-0		0-0-0		0-0-0		
4-5-0	1-2-0	3-3-0		HOME		0-0-0		0-0-0		0-0-0		
2-4-0	2-4-0	0-0-0		AWAY		0-0-0		0-0-0		0-0-0		
0-0-0	0-0-0	0-0-0		NEUTRAL		0-0-0		0-0-0		0-0-0		
RPI	S	Opponent	Score	RPI	S	Opponent	Score	RPI	S	Opponent	Score	
6	A	Texas Tech	2 13	30	H	Houston	2 1	51	A	Washington	6 3	
6	A	Texas Tech	10 9	30	H	Houston	0 2	51	A	Washington	0 6	
6	A	Texas Tech	3 5	30	H	Houston	5 0	51	A	Washington	4 5	
8	H	West Virginia	5 1	36	H	Texas	6 2	52	H	South Ala.	3 2	
8	H	West Virginia	5 6	36	H	Texas	4 3	52	H	South Ala.	10 9	
8	H	West Virginia	1 7	36	H	Texas	3 5	52	H	South Ala.	9 7	
11	A	TCU	5 8	38	H	Oklahoma	0 3	56	A	DBU	4 1	
11	A	TCU	4 9	38	H	Oklahoma	7 0	56	H	DBU	8 6	
11	A	TCU	16 5	38	H	Oklahoma	3 11	87	A	Sam Houston St.	6 5	
17	N	LSU	0 4	44	N	Ole Miss	4 0	87	H	Sam Houston St.	4 7	
				46	N	Texas A&M	6 3	98	H	UTSA	9 15	
<hr/>												
LAST 10 GAMES												
168	H	Texas St.	10 2	36	H	Texas	3 5					
11	A	TCU	5 8	36	H	Texas	4 3					
11	A	TCU	16 5	36	H	Texas	6 2					
11	A	TCU	4 9	87	H	Sam Houston St.	4 7					
119	H	SFA	2 1	6	A	Texas Tech	10 9					

Non-Div. I Games:

Baylor



Average RPI Win:	110	WON-LOST RECORD	WINNING PCT. RANK	LAST 10 GAMES	STRENGTH OF SCHEDULE	OPP. STRENGTH OF SCHEDULE	TEAM RPI	ADJ RPI	CONF. RPI	ADJ CONF. RPI		
DIV. I ONLY		29-14-0	.67442	36	8-2-0	17	35	16	.58774	16	2	2
DIV. I NON-CONF.		15-9-0	.625	68	1-1-0	47	156	76	.53824	76	3	3
<hr/>												
TOTALS	RPI 1-25	RPI 26-50		W-L RECORDS		RPI 51-100		RPI 101-150		RPI 150+		
29-14-0	5-6-0	7-2-0		OVERALL		5-5-0		3-1-0		9-0-0		
21-6-0	3-2-0	3-1-0		HOME		3-2-0		3-1-0		9-0-0		
7-7-0	2-4-0	3-0-0		AWAY		2-3-0		0-0-0		0-0-0		
1-1-0	0-0-0	1-1-0		NEUTRAL		0-0-0		0-0-0		0-0-0		
15-9-0	1-1-0	0-2-0		NON-CONFERENCE		5-5-0		3-1-0		6-0-0		
13-5-0	1-1-0	0-1-0		HOME		3-2-0		3-1-0		6-0-0		
2-3-0	0-0-0	0-0-		AWAY		2-3-0		0-0-0		0-0-0		
0-1-0	0-0-0	0-1-0		NEUTRAL		0-0-0		0-0-0		0-0-0		
14-5-0	4-5-0	7-0-0		CONFERENCE		0-0-0		0-0-0		3-0-0		
8-1-0	2-1-0	3-0-0		HOME		0-0-0		0-0-0		3-0-0		
5-4-0	2-4-0	3-0-0		AWAY		0-0-0		0-0-0		0-0-0		
1-0-0	0-0-0	1-0-0		NEUTRAL		0-0-0		0-0-0		0-0-0		
RPI	S	Opponent	Score	RPI	S	Opponent	Score	RPI	S	Opponent	Score	
4	H	Kentucky	2 5	29	N	Southern Miss.	5 7	52	A	South Ala.	2 5	
4	H	Kentucky	10 6	39	H	Louisiana Tech	2 3	52	H	South Ala.	2 0	
4	H	Kentucky	10 6	44	A	Ole Miss	2 1	52	H	South Ala.	8 6	
6	H	Texas Tech	8 5	44	A	Ole Miss	5 3	54	A	Oregon	5 6	
6	H	Texas Tech	2 5	44	A	Ole Miss	4 3	54	A	Oregon	5 4	
12	A	Arkansas	4 5	44	N	Ole Miss	4 2	54	A	Oregon	0 1	
12	A	Arkansas	1 6	48	H	Tennessee	14 4	83	H	Morehead St.	8 13	
12	A	Arkansas	1 3	48	H	Tennessee	5 4	86	H	FIU	9 7	
21	A	South Carolina	1 6	48	H	Tennessee	7 4	86	H	FIU	3 8	
21	A	South Carolina	7 4					97	A	Memphis	8 3	
21	A	South Carolina	5 4									

Non-Div. I Games:

Mississippi St.

LSU

Average RPI Win: 102		WON-LOST RECORD	WINNING PCT. RANK	LAST 10 GAMES	STRENGTH OF SCHEDULE	OPP. STRENGTH OF SCHEDULE	TEAM RPI	ADJ RPI	CONF. RPI	ADJ CONF. RPI													
Average RPI Loss: 43																							
DIV. I ONLY		26-15-0	.63415	56	6-4-0	10	22	17	.58757	17	2	2											
DIV. I NON-CONF.		16-7-0	.69565	34	2-1-0	29	75	31	.57111	31	3	3											
<hr/>																							
TOTALS		RPI 1-25		RPI 26-50		W-L RECORDS		RPI 51-100		RPI 101-150		RPI 150+											
26-15-0		8-8-0		4-3-0		OVERALL		1-2-0		7-2-0		6-0-0											
20-5-0		3-0-0		3-3-0		HOME		1-1-0		7-1-0		6-0-0											
4-8-0		4-6-0		0-0-0		AWAY		0-1-0		0-1-0		0-0-0											
2-2-0		1-2-0		1-0-0		NEUTRAL		0-0-0		0-0-0		0-0-0											
16-7-0		4-3-0		1-0-0		NON-CONFERENCE		1-2-0		4-2-0		6-0-0											
14-2-0		3-0-0		0-0-0		HOME		1-1-0		4-1-0		6-0-0											
0-3-0		0-1-0		0-0-		AWAY		0-1-0		0-1-0		0-0-0											
2-2-0		1-2-0		1-0-0		NEUTRAL		0-0-0		0-0-0		0-0-0											
10-8-0		4-5-0		3-3-0		CONFERENCE		0-0-0		3-0-0		0-0-0											
6-3-0		0-0-0		3-3-0		HOME		0-0-0		3-0-0		0-0-0											
4-5-0		4-5-0		0-0-0		AWAY		0-0-0		0-0-0		0-0-0											
0-0-0		0-0-0		0-0-0		NEUTRAL		0-0-0		0-0-0		0-0-0											
RPI	S	Opponent		Score		RPI	S	Opponent		Score		RPI	S	Opponent		Score							
4	A	Kentucky		4 3		44	H	Ole Miss		3 2		53	H	Southeastern La.		8 2							
4	A	Kentucky		5 12		44	H	Ole Miss		15 2		77	A	Tulane		6 9							
4	A	Kentucky		2 10		44	H	Ole Miss		1 4		77	H	Tulane		6 7							
6	N	Texas Tech		4 5		46	H	Texas A&M		0 4													
9	A	Florida		0 1		46	H	Texas A&M		7 4													
9	A	Florida		10 6		46	H	Texas A&M		3 4													
9	A	Florida		1 8		50	N	Louisiana		3 2													
11	N	TCU		6 9																			
12	A	Arkansas		10 8																			
12	A	Arkansas		2 0																			
12	A	Arkansas		3 9																			
15	N	Baylor		4 0																			
22	A	McNeese		4 5																			
25	H	Maryland		9 5																			
25	H	Maryland		6 1																			
25	H	Maryland		14 0																			
<hr/>																							
LAST 10 GAMES																							
77 A Tulane						6 9						44 H Ole Miss						3 2					
4 A Kentucky						2 10						44 H Ole Miss						1 4					
4 A Kentucky						4 3						44 H Ole Miss						15 2					
4 A Kentucky						5 12						50 N Louisiana						3 2					
130 H Lamar University						10 4						12 A Arkansas						2 0					

Non-Div. I Games: Louisiana Col. 13 0

LSU

Average RPI Win:	143	WON-LOST RECORD	WINNING PCT. RANK	LAST 10 GAMES	STRENGTH OF SCHEDULE	OPP. STRENGTH OF SCHEDULE	TEAM RPI	ADJ RPI	CONF. RPI	ADJ CONF. RPI		
DIV. I ONLY		32-8-0	.8	6	7-3-0	103	72	18	.58483	18	5	5
DIV. I NON-CONF.		25-3-0	.89286	4	2-0-0	142	115	16	.59239	16	5	5
<hr/>												
TOTALS	RPI 1-25	RPI 26-50		W-L RECORDS		RPI 51-100		RPI 101-150		RPI 150+		
32-8-0	3-0-0	1-0-0		OVERALL		8-5-0		3-3-0		17-0-0		
26-4-0	3-0-0	0-0-0		HOME		4-1-0		3-3-0		16-0-0		
6-4-0	0-0-0	1-0-0		AWAY		4-4-0		0-0-0		1-0-0		
0-0-0	0-0-0	0-0-0		NEUTRAL		0-0-0		0-0-0		0-0-0		
25-3-0	0-0-0	1-0-0		NON-CONFERENCE		5-2-0		2-1-0		17-0-0		
22-2-0	0-0-0	0-0-0		HOME		4-1-0		2-1-0		16-0-0		
3-1-0	0-0-0	1-0-		AWAY		1-1-0		0-0-0		1-0-0		
0-0-0	0-0-0	0-0-0		NEUTRAL		0-0-0		0-0-0		0-0-0		
7-5-0	3-0-0	0-0-0		CONFERENCE		3-3-0		1-2-0		0-0-0		
4-2-0	3-0-0	0-0-0		HOME		0-0-0		1-2-0		0-0-0		
3-3-0	0-0-0	0-0-0		AWAY		3-3-0		0-0-0		0-0-0		
0-0-0	0-0-0	0-0-0		NEUTRAL		0-0-0		0-0-0		0-0-0		
RPI S	Opponent	Score	RPI S	Opponent	Score	RPI S	Opponent	Score	RPI S	Opponent	Score	
24 H	UCF	5 4	26 A	Florida St.	4 2	67 A	FGCU	1 2	103 H	Iowa	9 4	
24 H	UCF	7 5				76 H	Jacksonville	12 6	103 H	Iowa	2 4	
24 H	UCF	6 5				77 A	Tulane	4 6	103 H	Iowa	6 0	
						77 A	Tulane	7 5	107 H	Cincinnati	2 3	
						77 A	Tulane	3 4	107 H	Cincinnati	4 2	
						91 H	Florida A&M	7 1	107 H	Cincinnati	3 9	
						91 H	Florida A&M	2 3	169 H	Valparaiso	8 1	
						91 H	Florida A&M	11 1	169 H	Valparaiso	6 5	
						97 A	Memphis	1 5	169 H	Valparaiso	11 2	
						97 A	Memphis	4 2	201 H	Toledo	4 3	
						97 A	Memphis	11 6	201 H	Toledo	12 3	
						100 A	North Florida	4 2	201 H	Toledo	6 3	
						100 H	North Florida	7 3	203 H	Miami (OH)	11 2	
									203 H	Miami (OH)	7 2	
									203 H	Miami (OH)	5 1	
									203 H	Miami (OH)	3 2	
									208 H	Harvard	8 6	
									208 H	Harvard	14 2	
									208 H	Harvard	4 1	
									208 H	Harvard	8 2	
									213 A	Stetson	8 6	
									213 H	Stetson	9 4	
									264 H	Villanova	8 1	
<hr/>												
LAST 10 GAMES												
97 A	Memphis	1 5	107 H	Cincinnati	2 3	264 H	Villanova	8 1				
97 A	Memphis	11 6	107 H	Cincinnati	3 9							
97 A	Memphis	4 2	213 A	Stetson	8 6							
100 A	North Florida	4 2	24 H	UCF	7 5							
107 H	Cincinnati	4 2	24 H	UCF	6 5							

**Non-Div. I Games:**

South Fla.

Average RPI Win:	81	WON-LOST RECORD	WINNING PCT. RANK	LAST 10 GAMES	STRENGTH OF SCHEDULE	OPP. STRENGTH OF SCHEDULE	TEAM RPI	ADJ RPI	CONF. RPI	ADJ CONF. RPI		
DIV. I ONLY		24-12-0	.66667	37	8-2-0	42	1	19	.58278	19	3	3
DIV. I NON-CONF.		14-5-0	.73684	23	2-0-0	116	1	21	.58763	21	2	2
<hr/>												
TOTALS	RPI 1-25	RPI 26-50		W-L RECORDS		RPI 51-100		RPI 101-150		RPI 150+		
24-12-0	1-3-0	7-6-0		OVERALL		10-2-0		3-1-0		3-0-0		
15-7-0	1-3-0	6-4-0		HOME		5-0-0		1-0-0		2-0-0		
9-5-0	0-0-0	1-2-0		AWAY		5-2-0		2-1-0		1-0-0		
0-0-0	0-0-0	0-0-0		NEUTRAL		0-0-0		0-0-0		0-0-0		
14-5-0	1-0-0	4-3-0		NON-CONFERENCE		5-2-0		1-0-0		3-0-0		
10-1-0	1-0-0	3-1-0		HOME		3-0-0		1-0-0		2-0-0		
4-4-0	0-0-0	1-0-		AWAY		2-2-0		0-0-0		1-0-0		
0-0-0	0-0-0	0-0-0		NEUTRAL		0-0-0		0-0-0		0-0-0		
10-7-0	0-3-0	3-3-0		CONFERENCE		5-0-0		2-1-0		0-0-0		
5-6-0	0-3-0	3-3-0		HOME		2-0-0		0-0-0		0-0-0		
5-1-0	0-0-0	0-0-0		AWAY		3-0-0		2-1-0		0-0-0		
0-0-0	0-0-0	0-0-0		NEUTRAL		0-0-0		0-0-0		0-0-0		
RPI	S	Opponent	Score	RPI	S	Opponent	Score	RPI	S	Opponent	Score	
1	H	Oregon St.	1 3	33	A	Cal St. Fullerton	0 1	54	A	Oregon	8 5	
1	H	Oregon St.	0 7	33	A	Cal St. Fullerton	1 8	54	A	Oregon	4 3	
1	H	Oregon St.	7 15	33	A	Cal St. Fullerton	7 6	54	A	Oregon	10 4	
23	H	Long Beach St.	7 3	34	H	Utah	6 4	64	H	Kansas	6 0	
				34	H	Utah	0 4	64	H	Kansas	5 0	
				34	H	Utah	5 1	64	H	Kansas	4 2	
				36	H	Texas	5 2	72	H	California	6 4	
				36	H	Texas	3 2	72	H	California	8 4	
				36	H	Texas	0 4	81	A	Rice	2 0	
				36	H	Texas	2 1	81	A	Rice	0 4	
				49	H	UCLA	0 2	81	A	Rice	16 6	
				49	H	UCLA	5 3	81	A	Rice	2 12	
				49	H	UCLA	6 7					
				LAST 10 GAMES								
				268	H	Santa Clara	8 2	49	H	UCLA	6 7	
				54	A	Oregon	10 4	49	H	UCLA	5 3	
				54	A	Oregon	8 5	49	H	UCLA	0 2	
				54	A	Oregon	4 3	232	A	San Jose St.	9 3	
				72	H	California	6 4	101	A	Southern California	6 3	

Non-Div. I Games:

Stanford

[illegible]

**Non-Div. I Games:**

Vanderbilt

Average RPI Win: 104		WON-LOST	WINNING	LAST 10	STRENGTH OF		OPP. STRENGTH	TEAM	ADJ		CONF.	ADJ CONF.
Average RPI Loss: 46		RECORD	PCT. RANK	GAMES	SCHEDULE		OF SCHEDULE	RPI	RPI		RPI	RPI
DIV. I ONLY		24-15-0	.61538	63	4-6-0		5	15	21		2	2
DIV. I NON-CONF.		15-6-0	.71429	32	1-1-0		5	85	18		3	3
TOTALS		RPI 1-25	RPI 26-50		W-L RECORDS		RPI 51-100		RPI 101-150		RPI 150+	
24-15-0		4-9-0	5-2-0		OVERALL		5-2-0		2-0-0		8-2-0	
17-9-0		2-5-0	1-0-0		HOME		5-2-0		2-0-0		7-2-0	
7-4-0		2-2-0	4-2-0		AWAY		0-0-0		0-0-0		1-0-0	
0-2-0		0-2-0	0-0-0		NEUTRAL		0-0-0		0-0-0		0-0-0	
15-6-0		1-3-0	1-0-0		NON-CONFERENCE		5-2-0		2-0-0		6-1-0	
13-4-0		0-1-0	1-0-0		HOME		5-2-0		2-0-0		5-1-0	
2-0-0		1-0-0	0-0-		AWAY		0-0-0		0-0-0		1-0-0	
0-2-0		0-2-0	0-0-0		NEUTRAL		0-0-0		0-0-0		0-0-0	
9-9-0		3-6-0	4-2-0		CONFERENCE		0-0-0		0-0-0		2-1-0	
4-5-0		2-4-0	0-0-0		HOME		0-0-0		0-0-0		2-1-0	
5-4-0		1-2-0	4-2-0		AWAY		0-0-0		0-0-0		0-0-0	
0-0-0		0-0-0	0-0-0		NEUTRAL		0-0-0		0-0-0		0-0-0	
RPI S	Opponent	Score	RPI S	Opponent	Score	RPI S	Opponent	Score	RPI S	Opponent	Score	
2 A	Clemson	2 0	27 A	Auburn	7 0	75 H	Wright St.	1 5	138 H	Furman	6 1	
2 H	Clemson	3 5	27 A	Auburn	4 5	75 H	Wright St.	10 5	147 H	Appalachian St.	8 4	
2 N	Clemson	7 8	27 A	Auburn	5 6	75 H	Wright St.	4 3	163 H	Davidson	3 2	
3 N	North Carolina	5 20	45 H	Charlotte	5 4	82 H	Michigan St.	5 2	180 H	UNCG	5 1	
9 A	Florida	4 2	48 A	Tennessee	6 4	82 H	Michigan St.	3 2	180 H	UNCG	0 1	
9 A	Florida	0 1	48 A	Tennessee	7 1	84 H	Winthrop	8 6	180 H	UNCG	7 1	
9 A	Florida	5 7	48 A	Tennessee	10 2	92 H	Kansas St.	5 6	190 H	Alabama	4 2	
16 H	Mississippi St.	4 7							190 H	Alabama	2 4	
16 H	Mississippi St.	4 5							190 H	Alabama	6 5	
16 H	Mississippi St.	6 1							192 H	Charleston So.	3 0	
20 H	Vanderbilt	6 1							228 A	The Citadel	15 1	
20 H	Vanderbilt	3 5							228 H	The Citadel	12 5	
20 H	Vanderbilt	6 7										
LAST 10 GAMES												
9 A	Florida	5 7	16 H	Mississippi St.	4 5							
9 A	Florida	4 2	16 H	Mississippi St.	4 7							
9 A	Florida	0 1	3 N	North Carolina	5 20							
163 H	Davidson	3 2	20 H	Vanderbilt	6 1							
16 H	Mississippi St.	6 1	20 H	Vanderbilt	3 5							

Non-Div. I Games:

South Carolina

**Non-Div. I Games:**

McNeese

Average RPI Win: 113		WON-LOST	WINNING	LAST 10	STRENGTH OF		OPP. STRENGTH	TEAM	ADJ		CONF.	ADJ CONF.
Average RPI Loss: 78		RECORD	PCT. RANK	GAMES	SCHEDULE		OF SCHEDULE	RPI	RPI		RPI	RPI
DIV. I ONLY		25-14-0	.64103	50	7-3-0		56	24	23		8	8
DIV. I NON-CONF.		12-12-0	.5	141	0-2-0		19	20	42		8	8
TOTALS		RPI 1-25	RPI 26-50		W-L RECORDS		RPI 51-100		RPI 101-150		RPI 150+	
25-14-0		3-2-0	4-4-0		OVERALL		1-0-0		11-7-0		6-1-0	
14-3-0		1-0-0	3-1-0		HOME		0-0-0		5-1-0		5-1-0	
10-11-0		2-2-0	1-3-0		AWAY		1-0-0		5-6-0		1-0-0	
1-0-0		0-0-0	0-0-0		NEUTRAL		0-0-0		1-0-0		0-0-0	
12-12-0		3-2-0	1-4-0		NON-CONFERENCE		1-0-0		3-6-0		4-0-0	
6-2-0		1-0-0	0-1-0		HOME		0-0-0		2-1-0		3-0-0	
5-10-0		2-2-0	1-0-		AWAY		1-0-0		0-5-0		1-0-0	
1-0-0		0-0-0	0-0-0		NEUTRAL		0-0-0		1-0-0		0-0-0	
13-2-0		0-0-0	3-0-0		CONFERENCE		0-0-0		8-1-0		2-1-0	
8-1-0		0-0-0	3-0-0		HOME		0-0-0		3-0-0		2-1-0	
5-1-0		0-0-0	0-0-0		AWAY		0-0-0		5-1-0		0-0-0	
0-0-0		0-0-0	0-0-0		NEUTRAL		0-0-0		0-0-0		0-0-0	
RPI S	Opponent	Score	RPI S	Opponent	Score	RPI S	Opponent	Score	RPI S	Opponent	Score	
3 A	North Carolina	5 2	33 H	Cal St. Fullerton	6 4	72 A	California	3 1	101 A	Southern California	3 4	
3 A	North Carolina	4 1	33 H	Cal St. Fullerton	1 0				101 H	Southern California	6 0	
3 A	North Carolina	5 8	33 H	Cal St. Fullerton	8 5				102 A	Arizona St.	5 8	
11 H	TCU	7 0	38 A	Oklahoma	2 4				102 A	Arizona St.	6 7	
19 A	Stanford	3 7	38 A	Oklahoma	8 3				102 A	Arizona St.	4 9	
			38 A	Oklahoma	2 6				106 A	San Diego St.	5 12	
			49 A	UCLA	1 2				106 H	San Diego St.	2 6	
			49 H	UCLA	1 5				109 A	UC Santa Barbara	9 3	
									109 A	UC Santa Barbara	5 2	
									109 A	UC Santa Barbara	2 3	
									121 H	Washington St.	8 7	
									125 N	Grand Canyon	9 1	
									136 H	UC Riverside	11 4	
									136 H	UC Riverside	3 0	
									136 H	UC Riverside	8 0	
									142 A	UC Irvine	8 2	
									142 A	UC Irvine	5 2	
									142 A	UC Irvine	4 0	
									166 A	Pepperdine	2 1	
									173 H	CSUN	6 2	
									173 H	CSUN	4 0	
									173 H	CSUN	5 8	
									233 H	Fordham	6 0	
									233 H	Fordham	8 4	
									233 H	Fordham	7 1	
LAST 10 GAMES			49 H	UCLA	1 5	173 H	CSUN	5 8				
			142 A	UC Irvine	5 2	173 H	CSUN	4 0				
			142 A	UC Irvine	8 2	173 H	CSUN	6 2				
			142 A	UC Irvine	4 0	136 H	UC Riverside	3 0				
			49 A	UCLA	1 2	136 H	UC Riverside	11 4				

Non-Div. I Games:

Long Beach St.



Average RPI Win: 130		WON-LOST RECORD	WINNING PCT. RANK	LAST 10 GAMES	STRENGTH OF SCHEDULE	OPP. STRENGTH OF SCHEDULE	TEAM RPI	ADJ RPI	CONF. RPI	ADJ CONF. RPI							
Average RPI Loss: 47																	
DIV. I ONLY		29-12-0	.70732	20	6-4-0	29	92	24	.57835	24	5	5					
DIV. I NON-CONF.		22-7-0	.75862	20	1-1-0	74	125	41	.56359	41	5	5					
<hr/>																	
TOTALS		RPI 1-25		RPI 26-50		W-L RECORDS		RPI 51-100		RPI 101-150		RPI 150+					
29-12-0		1-4-0		4-4-0		OVERALL		9-2-0		5-2-0		10-0-0					
24-7-0		1-0-0		4-4-0		HOME		4-1-0		5-2-0		10-0-0					
5-5-0		0-4-0		0-0-0		AWAY		5-1-0		0-0-0		0-0-0					
0-0-0		0-0-0		0-0-0		NEUTRAL		0-0-0		0-0-0		0-0-0					
22-7-0		1-1-0		0-2-0		NON-CONFERENCE		6-2-0		5-2-0		10-0-0					
20-5-0		1-0-0		0-2-0		HOME		4-1-0		5-2-0		10-0-0					
2-2-0		0-1-0		0-0-		AWAY		2-1-0		0-0-0		0-0-0					
0-0-0		0-0-0		0-0-0		NEUTRAL		0-0-0		0-0-0		0-0-0					
7-5-0		0-3-0		4-2-0		CONFERENCE		3-0-0		0-0-0		0-0-0					
4-2-0		0-0-0		4-2-0		HOME		0-0-0		0-0-0		0-0-0					
3-3-0		0-3-0		0-0-0		AWAY		3-0-0		0-0-0		0-0-0					
0-0-0		0-0-0		0-0-0		NEUTRAL		0-0-0		0-0-0		0-0-0					
RPI	S	Opponent		Score		RPI	S	Opponent		Score		RPI	S	Opponent		Score	
9	A	Florida		3	4	26	H	Florida St.		2	5	70	H	Fla. Atlantic		3	8
9	H	Florida		11	2	26	H	Florida St.		0	5	73	A	East Carolina		7	0
18	A	South Fla.		5	6	30	H	Houston		5	2	73	A	East Carolina		9	4
18	A	South Fla.		5	7	30	H	Houston		1	3	73	A	East Carolina		8	7
18	A	South Fla.		4	5	30	H	Houston		6	1	76	A	Jacksonville		10	3
						42	H	UConn		8	1	76	A	Jacksonville		1	7
						42	H	UConn		5	6	76	H	Jacksonville		4	0
						42	H	UConn		8	2	76	H	Jacksonville		10	1
												78	A	Bethune-Cookman		5	4
												78	H	Bethune-Cookman		5	1
												100	H	North Florida		3	2

Non-Div. I Games:

UCF

Average RPI Win:		136	WON-LOST RECORD		WINNING PCT. RANK		LAST 10 GAMES		STRENGTH OF SCHEDULE		OPP. STRENGTH OF SCHEDULE		TEAM RPI		ADJ RPI		CONF. RPI		ADJ CONF. RPI										
DIV. I ONLY		28-11-0		.71795		16		8-2-0		107		37		25		.57802		25		7		7							
DIV. I NON-CONF.		16-8-0		.66667		48		2-1-0		158		40		53		.55221		53		7		7							
TOTALS		RPI 1-25		RPI 26-50		W-L RECORDS		RPI 51-100		RPI 101-150		RPI 150+																	
28-11-0		1-5-0		3-3-0		OVERALL		8-0-0		5-1-0		11-2-0																	
18-1-0		1-0-0		2-1-0		HOME		3-0-0		4-0-0		8-0-0																	
6-8-0		0-4-0		1-2-0		AWAY		3-0-0		1-0-0		1-2-0																	
4-2-0		0-1-0		0-0-0		NEUTRAL		2-0-0		0-1-0		2-0-0																	
16-8-0		1-5-0		0-0-0		NON-CONFERENCE		2-0-0		5-1-0		8-2-0																	
10-0-0		1-0-0		0-0-0		HOME		0-0-0		4-0-0		5-0-0																	
2-6-0		0-4-0		0-0-		AWAY		0-0-0		1-0-0		1-2-0																	
4-2-0		0-1-0		0-0-0		NEUTRAL		2-0-0		0-1-0		2-0-0																	
12-3-0		0-0-0		3-3-0		CONFERENCE		6-0-0		0-0-0		3-0-0																	
8-1-0		0-0-0		2-1-0		HOME		3-0-0		0-0-0		3-0-0																	
4-2-0		0-0-0		1-2-0		AWAY		3-0-0		0-0-0		0-0-0																	
0-0-0		0-0-0		0-0-0		NEUTRAL		0-0-0		0-0-0		0-0-0																	
RPI	S	Opponent		Score		RPI	S	Opponent		Score		RPI	S	Opponent		Score													
3	A	North Carolina		2	9	31	H	Michigan		7	2	57	N	North Carolina St.		9	2	120	A	William & Mary		6	0						
5	N	Louisville		7	10	31	H	Michigan		5	4	82	H	Michigan St.		12	2	120	H	William & Mary		9	8						
8	H	West Virginia		7	6	31	H	Michigan		2	6	82	H	Michigan St.		2	1	132	N	Ball St.		3	8						
17	A	LSU		5	9	41	A	Nebraska		1	3	82	H	Michigan St.		6	2	134	H	Bryant		4	0						
17	A	LSU		1	6	41	A	Nebraska		8	5	88	A	Rutgers		6	1	134	H	Bryant		7	1						
17	A	LSU		0	14	41	A	Nebraska		4	8	88	A	Rutgers		5	1	134	H	Bryant		9	2						
												88	A	Rutgers		9	1	183	N	Alabama St.		9	7						
												93	N	Notre Dame		4	3	193	A	UNCW		7	10						
																		193	A	UNCW		10	6						
																		204	H	Penn St.		15	2						
																		204	H	Penn St.		8	3						
																		204	H	Penn St.		2	1						
																		207	H	Princeton		4	0						
																		207	H	Princeton		2	0						
																		207	H	Princeton		6	2						
																		220	A	George Mason		5	8						
																		248	H	Saint Joseph's		11	5						
																		255	H	Richmond		12	11						
																		275	N	Dayton		11	2						

Average RPI Win:	99	WON-LOST	WINNING	LAST 10	STRENGTH OF	OPP. STRENGTH	TEAM	ADJ	CONF.	ADJ CONF.	
Average RPI Loss:	45	RECORD	PCT. RANK	GAMES	SCHEDULE	OF SCHEDULE	RPI	RPI	RPI	RPI	
DIV. I ONLY	26-16-0	.61905	62	5-5-0	21	11	26	.57772	26	4	4
DIV. I NON-CONF.	16-6-0	.72727	27	2-1-0	14	32	9	.59946	9	4	4
<hr/>											
TOTALS	RPI 1-25	RPI 26-50		W-L RECORDS		RPI 51-100		RPI 101-150		RPI 150+	
26-16-0	4-8-0	0-0-0		OVERALL		16-6-0		1-2-0		5-0-0	
16-8-0	2-6-0	0-0-0		HOME		10-2-0		0-0-0		4-0-0	
10-7-0	2-1-0	0-0-0		AWAY		6-4-0		1-2-0		1-0-0	
0-1-0	0-1-0	0-0-0		NEUTRAL		0-0-0		0-0-0		0-0-0	
<hr/>											
16-6-0	2-4-0	0-0-0		NON-CONFERENCE		9-2-0		0-0-0		5-0-0	
12-3-0	0-2-0	0-0-0		HOME		8-1-0		0-0-0		4-0-0	
4-2-0	2-1-0	0-0-		AWAY		1-1-0		0-0-0		1-0-0	
0-1-0	0-1-0	0-0-0		NEUTRAL		0-0-0		0-0-0		0-0-0	
<hr/>											
10-10-0	2-4-0	0-0-0		CONFERENCE		7-4-0		1-2-0		0-0-0	
4-5-0	2-4-0	0-0-0		HOME		2-1-0		0-0-0		0-0-0	
6-5-0	0-0-0	0-0-0		AWAY		5-3-0		1-2-0		0-0-0	
0-0-0	0-0-0	0-0-0		NEUTRAL		0-0-0		0-0-0		0-0-0	
<hr/>											
RPI	S	Opponent	Score	RPI	S	Opponent	Score	RPI	S	Opponent	Score
2	H	Clemson	7 3					57	A	North Carolina St.	4 8
2	H	Clemson	10 12					57	A	North Carolina St.	3 4
2	H	Clemson	7 6					57	A	North Carolina St.	16 7
3	H	North Carolina	1 3					67	A	FGCU	2 5
3	H	North Carolina	7 9					67	H	FGCU	3 2
3	H	North Carolina	2 5					67	H	FGCU	7 6
9	A	Florida	0 1					71	A	Miami (FL)	6 3
9	H	Florida	7 10					71	A	Miami (FL)	4 5
9	N	Florida	1 4					76	A	Jacksonville	6 5
18	H	South Fla.	2 4					76	H	Jacksonville	10 9
24	A	UCF	5 2					90	H	VCU	12 3
24	A	UCF	5 0					90	H	VCU	11 3
								90	H	VCU	0 3
								93	A	Notre Dame	8 3
								93	A	Notre Dame	8 2
								93	A	Notre Dame	5 1
								95	H	Boston College	13 0
								95	H	Boston College	11 1
								95	H	Boston College	5 8
								99	H	Samford	16 3
<hr/>											
LAST 10 GAMES											
				213	A	Stetson	11 5				
				71	A	Miami (FL)	4 5				
				71	A	Miami (FL)	6 3				
				213	H	Stetson	7 3				
				2	H	Clemson	7 6				

Non-Div. I Games:

Florida St.

RPI	S	Opponent	Score	
99	H	Samford	13	4
99	H	Samford	8	0
2	H	Clemson	7	3
2	H	Clemson	10	12
9	H	Florida	7	10
57	A	North Carolina St.	4	8
57	A	North Carolina St.	3	4

F  
l  
o  
r  
i  
d  
a  
s  
t  
.

F  
l  
o  
r  
i  
d  
a  
s  
t  
.

**Non-Div. I Games:**

Auburn

Average RPI Win: 129		WON-LOST RECORD		WINNING PCT. RANK		LAST 10 GAMES		STRENGTH OF SCHEDULE		OPP. STRENGTH OF SCHEDULE		TEAM RPI		ADJ RPI		CONF. RPI		ADJ CONF. RPI	
DIV. I ONLY		22-16-2		.575 92		7-3-0		8		152		28		.57697 28		7		7	
DIV. I NON-CONF.		14-10-1		.58 100		2-1-0		11		166		28		.57252 28		7		7	
TOTALS		RPI 1-25		RPI 26-50		W-L RECORDS		RPI 51-100		RPI 101-150		RPI 150+							
22-16-2		0-2-0		2-3-1		OVERALL		6-4-1		6-5-0		8-2-0							
7-6-1		0-0-0		0-2-1		HOME		2-1-0		4-2-0		1-1-0							
12-8-1		0-0-0		2-1-0		AWAY		2-3-1		1-3-0		7-1-0							
3-2-0		0-2-0		0-0-0		NEUTRAL		2-0-0		1-0-0		0-0-0							
14-10-1		0-2-0		0-0-0		NON-CONFERENCE		4-3-1		5-3-0		5-2-0							
5-3-0		0-0-0		0-0-0		HOME		0-0-0		4-2-0		1-1-0							
6-5-1		0-0-0		0-0-		AWAY		2-3-1		0-1-0		4-1-0							
3-2-0		0-2-0		0-0-0		NEUTRAL		2-0-0		1-0-0		0-0-0							
8-6-1		0-0-0		2-3-1		CONFERENCE		2-1-0		1-2-0		3-0-0							
2-3-1		0-0-0		0-2-1		HOME		2-1-0		0-0-0		0-0-0							
6-3-0		0-0-0		2-1-0		AWAY		0-0-0		1-2-0		3-0-0							
0-0-0		0-0-0		0-0-0		NEUTRAL		0-0-0		0-0-0		0-0-0							
RPI S	Opponent	Score		RPI S	Opponent	Score		RPI S	Opponent	Score		RPI S	Opponent	Score					
1 N	Oregon St.	1	4	31 A	Michigan	12	9	62 H	Minnesota	13	12	104 H	Middle Tenn.	3	5				
1 N	Oregon St.	0	1	31 A	Michigan	1	0	62 H	Minnesota	0	11	104 H	Middle Tenn.	12	1				
				31 A	Michigan	5	12	62 H	Minnesota	4	0	104 H	Middle Tenn.	6	0				
				41 H	Nebraska	1	3	68 N	Gonzaga	12	3	107 A	Cincinnati	1	6				
				41 H	Nebraska	3	7	68 N	Gonzaga	5	1	107 H	Cincinnati	3	2				
				41 H	Nebraska	1	1	70 A	Fla. Atlantic	8	4	115 A	Purdue	14	9				
								70 A	Fla. Atlantic	2	6	115 A	Purdue	3	7				
								70 A	Fla. Atlantic	6	6	115 A	Purdue	5	6				
								99 A	Samford	3	5	132 H	Ball St.	3	2				
								99 A	Samford	5	6	132 N	Ball St.	4	3				
								99 A	Samford	10	5	140 H	Butler	5	7				
												151 A	Hawaii	10	11				
												151 A	Hawaii	7	6				
												151 A	Hawaii	4	3				
												151 A	Hawaii	8	5				
												184 A	Indiana St.	2	0				
												184 H	Indiana St.	3	7				
												246 A	Northwestern	6	5				
												246 A	Northwestern	13	9				
												246 A	Northwestern	10	9				
												267 H	Evansville	6	3				
				LAST 10 GAMES															
				132 N	Ball St.	4	3	62 H	Minnesota	4	0								
				31 A	Michigan	5	12	62 H	Minnesota	13	12								
				31 A	Michigan	12	9	62 H	Minnesota	0	11								
				31 A	Michigan	1	0	184 A	Indiana St.	2	0								
				140 H	Butler	5	7	115 A	Purdue	14	9								

Non-Div. I Games:

Indiana

Average RPI Win: 127		WON-LOST	WINNING	LAST 10	STRENGTH OF		OPP. STRENGTH	TEAM	ADJ	CONF.	ADJ CONF.
Average RPI Loss: 77		RECORD	PCT. RANK	GAMES	SCHEDULE		OF SCHEDULE	RPI	RPI	RPI	RPI
DIV. I ONLY		31-12-0	.72093	15	5-5-0		74	55	29	.57637	29
DIV. I NON-CONF.		18-7-0	.72	31	2-2-0		73	69	29	.5722	29
TOTALS		RPI 1-25	RPI 26-50		W-L RECORDS		RPI 51-100		RPI 101-150		RPI 150+
31-12-0		1-0-0	5-6-0		OVERALL		7-3-0		11-2-0		7-1-0
18-6-0		0-0-0	1-3-0		HOME		4-1-0		10-2-0		3-0-0
11-5-0		0-0-0	4-2-0		AWAY		3-2-0		1-0-0		3-1-0
2-1-0		1-0-0	0-1-0		NEUTRAL		0-0-0		0-0-0		1-0-0
18-7-0		1-0-0	1-4-0		NON-CONFERENCE		3-1-0		9-1-0		4-1-0
13-2-0		0-0-0	0-1-0		HOME		2-0-0		8-1-0		3-0-0
3-4-0		0-0-0	1-0-		AWAY		1-1-0		1-0-0		0-1-0
2-1-0		1-0-0	0-1-0		NEUTRAL		0-0-0		0-0-0		1-0-0
13-5-0		0-0-0	4-2-0		CONFERENCE		4-2-0		2-1-0		3-0-0
5-4-0		0-0-0	1-2-0		HOME		2-1-0		2-1-0		0-0-0
8-1-0		0-0-0	3-0-0		AWAY		2-1-0		0-0-0		3-0-0
0-0-0		0-0-0	0-0-0		NEUTRAL		0-0-0		0-0-0		0-0-0
RPI S	Opponent	Score		RPI S	Opponent	Score		RPI S	Opponent	Score	
16 N	Mississippi St.	7	5	35 H	Old Dominion	10	2	52 A	South Ala.	13	7
				35 H	Old Dominion	11	13	52 H	South Ala.	4	2
				35 H	Old Dominion	2	9	77 A	Tulane	8	10
				39 A	Louisiana Tech	13	9	77 H	Tulane	2	1
				39 A	Louisiana Tech	5	2	81 A	Rice	17	6
				39 A	Louisiana Tech	8	5	81 A	Rice	15	4
				44 H	Ole Miss	2	6	81 A	Rice	4	11
				44 N	Ole Miss	5	6	86 H	FIU	5	1
				50 A	Louisiana	4	5	86 H	FIU	15	4
				50 A	Louisiana	1	3	86 H	FIU	4	10
				50 A	Louisiana	15	11				
LAST 10 GAMES											
				52 A	South Ala.	13	7	160 N	Nicholls St.	16	8
				35 H	Old Dominion	2	9	81 A	Rice	17	6
				35 H	Old Dominion	11	13	81 A	Rice	4	11
				35 H	Old Dominion	10	2	81 A	Rice	15	4
				77 A	Tulane	8	10	44 H	Ole Miss	2	6

Non-Div. I Games:

Southern Miss.

Average RPI Win:	122	WON-LOST RECORD	WINNING PCT. RANK	LAST 10 GAMES	STRENGTH OF SCHEDULE	OPP. STRENGTH OF SCHEDULE	TEAM RPI	ADJ RPI	CONF. RPI	ADJ CONF. RPI					
DIV. I ONLY		27-13-0	.675	34	5-5-0	58	21	30	.57601	30	5	5			
DIV. I NON-CONF.		19-9-0	.67857	47	0-3-0	80	30	44	.56186	44	5	5			
<hr/>															
TOTALS	RPI 1-25	RPI 26-50		W-L RECORDS		RPI 51-100		RPI 101-150		RPI 150+					
27-13-0	5-4-0	2-1-0		OVERALL		7-7-0		3-1-0		10-0-0					
17-5-0	3-0-0	1-1-0		HOME		5-3-0		0-1-0		8-0-0					
9-6-0	2-4-0	1-0-0		AWAY		2-2-0		3-0-0		1-0-0					
1-2-0	0-0-0	0-0-0		NEUTRAL		0-2-0		0-0-0		1-0-0					
19-9-0	4-2-0	2-1-0		NON-CONFERENCE		0-5-0		3-1-0		10-0-0					
12-4-0	3-0-0	1-1-0		HOME		0-2-0		0-1-0		8-0-0					
6-3-0	1-2-0	1-0-		AWAY		0-1-0		3-0-0		1-0-0					
1-2-0	0-0-0	0-0-0		NEUTRAL		0-2-0		0-0-0		1-0-0					
8-4-0	1-2-0	0-0-0		CONFERENCE		7-2-0		0-0-0		0-0-0					
5-1-0	0-0-0	0-0-0		HOME		5-1-0		0-0-0		0-0-0					
3-3-0	1-2-0	0-0-0		AWAY		2-1-0		0-0-0		0-0-0					
0-0-0	0-0-0	0-0-0		NEUTRAL		0-0-0		0-0-0		0-0-0					
RPI	S	Opponent	Score	RPI	S	Opponent	Score	RPI	S	Opponent	Score				
10	H	Wake Forest	5 4	33	H	Cal St. Fullerton	7 4	60	N	Missouri	2 4	127	H	Houston Baptist	2 3
10	H	Wake Forest	8 1	33	H	Cal St. Fullerton	1 4	73	H	East Carolina	17 3	142	A	UC Irvine	7 3
15	A	Baylor	2 0	50	A	Louisiana	4 0	73	H	East Carolina	8 1	142	A	UC Irvine	5 4
15	A	Baylor	1 2					73	H	East Carolina	9 6	142	A	UC Irvine	4 3
15	A	Baylor	0 5					77	H	Tulane	12 2	160	H	Nicholls St.	5 3
22	H	McNeese	6 5					77	H	Tulane	8 7	170	N	Illinois	11 5
24	A	UCF	2 5					77	H	Tulane	1 7	183	H	Alabama St.	10 2
24	A	UCF	3 1					81	A	Rice	3 4	183	H	Alabama St.	19 11
24	A	UCF	1 6					81	H	Rice	0 9	183	H	Alabama St.	4 1
								87	H	Sam Houston St.	2 12	216	A	A&M-Corpus Christi	4 2
								87	N	Sam Houston St.	4 5	238	H	UTRGV	11 2
								97	A	Memphis	9 8	257	H	Incarnate Word	8 1
								97	A	Memphis	8 10	269	H	Texas Southern	16 3
								97	A	Memphis	13 3	286	H	Prairie View	8 0
<hr/>															
LAST 10 GAMES															
87	H	Sam Houston St.	2 12	97	A	Memphis	9 8								
77	H	Tulane	12 2	97	A	Memphis	8 10								
77	H	Tulane	8 7	97	A	Memphis	13 3								
77	H	Tulane	1 7	81	A	Rice	3 4								
87	N	Sam Houston St.	4 5	73	H	East Carolina	9 6								

Non-Div. I Games:

Houston



Average RPI Win: 146		WON-LOST	WINNING	LAST 10	STRENGTH OF		OPP. STRENGTH	TEAM	ADJ	CONF.	ADJ CONF.
Average RPI Loss: 83		RECORD	PCT. RANK	GAMES	SCHEDULE		OF SCHEDULE	RPI	RPI	RPI	RPI
DIV. I ONLY		31-9-0	.775	8	7-3-0		118	80	31	.57562	31
DIV. I NON-CONF.		23-4-0	.85185	7	4-0-0		127	110	14	.59459	14
TOTALS		RPI 1-25	RPI 26-50		W-L RECORDS		RPI 51-100		RPI 101-150		RPI 150+
31-9-0		1-2-0	4-3-0		OVERALL		6-2-0		2-0-0		18-2-0
18-4-0		0-0-0	4-2-0		HOME		2-0-0		1-0-0		11-2-0
8-3-0		1-2-0	0-1-0		AWAY		1-0-0		1-0-0		5-0-0
5-2-0		0-0-0	0-0-0		NEUTRAL		3-2-0		0-0-0		2-0-0
23-4-0		0-0-0	3-1-0		NON-CONFERENCE		5-2-0		2-0-0		13-1-0
11-1-0		0-0-0	3-0-0		HOME		1-0-0		1-0-0		6-1-0
7-1-0		0-0-0	0-0-		AWAY		1-0-0		1-0-0		5-0-0
5-2-0		0-0-0	0-0-0		NEUTRAL		3-2-0		0-0-0		2-0-0
8-5-0		1-2-0	1-2-0		CONFERENCE		1-0-0		0-0-0		5-1-0
7-3-0		0-0-0	1-2-0		HOME		1-0-0		0-0-0		5-1-0
1-2-0		1-2-0	0-0-0		AWAY		0-0-0		0-0-0		0-0-0
0-0-0		0-0-0	0-0-0		NEUTRAL		0-0-0		0-0-0		0-0-0
RPI S	Opponent	Score	RPI S	Opponent	Score	RPI S	Opponent	Score	RPI S	Opponent	Score
25 A	Maryland	2 7	28 H	Indiana	0 1	59 N	San Diego	3 1	101 A	Southern California	4 1
25 A	Maryland	6 2	28 H	Indiana	12 5	74 A	Loyola Marymount	14 2	128 H	Central Mich.	13 4
25 A	Maryland	4 5	28 H	Indiana	9 12	82 H	Michigan St.	12 4	165 N	Saint Louis	6 1
			38 H	Oklahoma	14 4	85 N	Seton Hall	8 7	170 H	Illinois	5 7
			38 H	Oklahoma	5 2	85 N	Seton Hall	10 7	170 H	Illinois	7 0
			38 H	Oklahoma	6 2	85 N	Seton Hall	4 5	170 H	Illinois	9 8
			49 A	UCLA	0 1	85 N	Seton Hall	6 8	171 N	Creighton	7 6
						93 H	Notre Dame	4 3	177 A	Lipscomb	5 0
									177 A	Lipscomb	8 2
									177 A	Lipscomb	4 3
									178 H	Eastern Mich.	2 1
									198 H	Western Mich.	6 4
									201 H	Toledo	12 0
									204 H	Penn St.	15 2
									204 H	Penn St.	14 1
									204 H	Penn St.	10 6
									232 A	San Jose St.	6 2
									249 H	Northern Ill.	8 3
									249 H	Northern Ill.	7 4
									249 H	Northern Ill.	5 8
									249 H	Northern Ill.	7 4
									268 A	Santa Clara	10 3
			LAST 10 GAMES								
			28 H	Indiana	12 5	38 H	Oklahoma	14 4			
			28 H	Indiana	9 12	38 H	Oklahoma	5 2			
			28 H	Indiana	0 1	178 H	Eastern Mich.	2 1			
			82 H	Michigan St.	12 4	170 H	Illinois	5 7			
			38 H	Oklahoma	6 2	170 H	Illinois	7 0			

Non-Div. I Games:

Michigan

[illegible]

**Non-Div. I Games:**

St. John's (NY)

Average RPI Win:		101	WON-LOST RECORD		WINNING PCT. RANK	LAST 10 GAMES		STRENGTH OF SCHEDULE		OPP. STRENGTH OF SCHEDULE	TEAM RPI	ADJ RPI	CONF. RPI	ADJ CONF. RPI			
DIV. I ONLY			24-14-0		.63158	57		60		27	33	.57293	33	8	8		
DIV. I NON-CONF.			18-8-0		.69231	40		16		24	11	.59845	11	8	8		
TOTALS		RPI 1-25		RPI 26-50		W-L RECORDS		RPI 51-100		RPI 101-150		RPI 150+					
24-14-0		3-4-0		4-2-0		OVERALL		4-2-0		7-5-0		6-1-0					
15-3-0		3-1-0		3-0-0		HOME		3-1-0		2-1-0		4-0-0					
9-10-0		0-3-0		1-2-0		AWAY		1-0-0		5-4-0		2-1-0					
0-1-0		0-0-0		0-0-0		NEUTRAL		0-1-0		0-0-0		0-0-0					
18-8-0		3-1-0		4-2-0		NON-CONFERENCE		4-2-0		4-2-0		3-1-0					
12-3-0		3-1-0		3-0-0		HOME		3-1-0		2-1-0		1-0-0					
6-4-0		0-0-0		1-0-		AWAY		1-0-0		2-1-0		2-1-0					
0-1-0		0-0-0		0-0-0		NEUTRAL		0-1-0		0-0-0		0-0-0					
6-6-0		0-3-0		0-0-0		CONFERENCE		0-0-0		3-3-0		3-0-0					
3-0-0		0-0-0		0-0-0		HOME		0-0-0		0-0-0		3-0-0					
3-6-0		0-3-0		0-0-0		AWAY		0-0-0		3-3-0		0-0-0					
0-0-0		0-0-0		0-0-0		NEUTRAL		0-0-0		0-0-0		0-0-0					
RPI	S	Opponent		Score		RPI	S	Opponent		Score		RPI	S	Opponent		Score	
7	H	Arizona		4	0	30	A	Houston		4	7	59	A	San Diego		9	2
19	H	Stanford		8	1	30	A	Houston		4	1	59	H	San Diego		13	2
19	H	Stanford		6	7	40	H	New Mexico		2	1	59	N	San Diego		6	11
19	H	Stanford		1	0	40	H	New Mexico		5	4	68	H	Gonzaga		4	3
23	A	Long Beach St.		0	1	40	H	New Mexico		1	0	68	H	Gonzaga		0	1
23	A	Long Beach St.		4	6	49	A	UCLA		7	9	68	H	Gonzaga		3	2
23	A	Long Beach St.		5	8												

Non-Div. I Games:

Cal St. Fullerton

Average RPI Win:	95	WON-LOST	WINNING	LAST 10	STRENGTH OF	OPP. STRENGTH	TEAM	ADJ	CONF.	ADJ CONF.		
Average RPI Loss:	77	RECORD	PCT. RANK	GAMES	SCHEDULE	OF SCHEDULE	RPI	RPI	RPI	RPI		
DIV. I ONLY		18-17-0	.51429	132	6-4-0	11	36	34	.57202	34	3	3
DIV. I NON-CONF.		10-7-0	.58824	95	1-0-0	105	143	74	.53877	74	2	2
<hr/>												
TOTALS	RPI 1-25	RPI 26-50		W-L RECORDS		RPI 51-100		RPI 101-150		RPI 150+		
18-17-0	4-5-0	1-1-0		OVERALL		6-7-0		2-1-0		5-3-0		
6-5-0	0-0-0	0-0-0		HOME		4-3-0		2-1-0		0-1-0		
9-11-0	4-5-0	0-0-0		AWAY		2-4-0		0-0-0		3-2-0		
3-1-0	0-0-0	1-1-0		NEUTRAL		0-0-0		0-0-0		2-0-0		
<hr/>												
10-7-0	0-0-0	1-1-0		NON-CONFERENCE		2-2-0		2-1-0		5-3-0		
2-3-0	0-0-0	0-0-0		HOME		0-1-0		2-1-0		0-1-0		
5-3-0	0-0-0	0-0-		AWAY		2-1-0		0-0-0		3-2-0		
3-1-0	0-0-0	1-1-0		NEUTRAL		0-0-0		0-0-0		2-0-0		
<hr/>												
8-10-0	4-5-0	0-0-0		CONFERENCE		4-5-0		0-0-0		0-0-0		
4-2-0	0-0-0	0-0-0		HOME		4-2-0		0-0-0		0-0-0		
4-8-0	4-5-0	0-0-0		AWAY		0-3-0		0-0-0		0-0-0		
0-0-0	0-0-0	0-0-0		NEUTRAL		0-0-0		0-0-0		0-0-0		
<hr/>												
RPI S	Opponent	Score		RPI S	Opponent	Score		RPI S	Opponent	Score		
1 A	Oregon St.	4	5	41 N	Nebraska	3	4	51 A	Washington	1	3	
1 A	Oregon St.	1	5	41 N	Nebraska	7	5	51 A	Washington	3	4	
1 A	Oregon St.	4	5					51 A	Washington	1	4	
7 A	Arizona	12	5					54 H	Oregon	11	5	
7 A	Arizona	4	2					54 H	Oregon	1	11	
7 A	Arizona	7	3					54 H	Oregon	13	1	
19 A	Stanford	1	5					58 H	BYU	6	11	
19 A	Stanford	4	6					72 H	California	9	3	
19 A	Stanford	4	0					72 H	California	16	8	
								72 H	California	7	8	
								98 A	UTSA	7	1	
								98 A	UTSA	3	8	
								98 A	UTSA	17	3	
<hr/>												
LAST 10 GAMES												
262 A Utah Valley				23	5	72 H California		16	8			
7 A Arizona				4	2	72 H California		9	3			
7 A Arizona				7	3	1 A Oregon St.		1	5			
7 A Arizona				12	5	1 A Oregon St.		4	5			
72 H California				7	8	1 A Oregon St.		4	5			

Non-Div. I Games:

Utah

Average RPI Win:		120	WON-LOST		WINNING		LAST 10		STRENGTH OF		OPP. STRENGTH		TEAM		ADJ		CONF.		ADJ CONF.	
Average RPI Loss:		74	RECORD		PCT. RANK		GAMES		SCHEDULE		OF SCHEDULE		RPI		RPI		RPI		RPI	
DIV. I ONLY			28-12-0		.7		21		6-4-0		68		38		35		.56869		35	
DIV. I NON-CONF.			16-6-0		.72727		27		1-0-0		140		96		65		.54336		65	
TOTALS		RPI 1-25		RPI 26-50		W-L RECORDS		RPI 51-100		RPI 101-150		RPI 150+								
28-12-0		2-3-0		5-4-0		OVERALL		8-2-0		4-1-0		9-2-0								
20-7-0		2-2-0		3-3-0		HOME		5-1-0		1-0-0		9-1-0								
8-5-0		0-1-0		2-1-0		AWAY		3-1-0		3-1-0		0-1-0								
0-0-0		0-0-0		0-0-0		NEUTRAL		0-0-0		0-0-0		0-0-0								
16-6-0		2-3-0		0-0-0		NON-CONFERENCE		3-1-0		2-0-0		9-2-0								
14-4-0		2-2-0		0-0-0		HOME		2-1-0		1-0-0		9-1-0								
2-2-0		0-1-0		0-0-		AWAY		1-0-0		1-0-0		0-1-0								
0-0-0		0-0-0		0-0-0		NEUTRAL		0-0-0		0-0-0		0-0-0								
12-6-0		0-0-0		5-4-0		CONFERENCE		5-1-0		2-1-0		0-0-0								
6-3-0		0-0-0		3-3-0		HOME		3-0-0		0-0-0		0-0-0								
6-3-0		0-0-0		2-1-0		AWAY		2-1-0		2-1-0		0-0-0								
0-0-0		0-0-0		0-0-0		NEUTRAL		0-0-0		0-0-0		0-0-0								
RPI	S	Opponent		Score		RPI	S	Opponent		Score		RPI	S	Opponent		Score				
4	H	Kentucky		2	19	29	A	Southern Miss.		13	11	81	H	Rice		6	5			
8	H	West Virginia		8	4	29	A	Southern Miss.		2	10	81	H	Rice		2	0			
8	H	West Virginia		1	3	29	A	Southern Miss.		9	2	81	H	Rice		3	2			
8	H	West Virginia		7	4	39	H	Louisiana Tech		3	7	88	H	Rutgers		15	4			
14	A	Virginia		5	18	39	H	Louisiana Tech		3	2	88	H	Rutgers		6	2			
						39	H	Louisiana Tech		3	7	88	H	Rutgers		5	8			
						45	H	Charlotte		2	0	90	A	VCU		5	4			
						45	H	Charlotte		1	3	98	A	UTSA		5	7			
						45	H	Charlotte		3	0	98	A	UTSA		9	1			
												98	A	UTSA		11	5			
					</															

Non-Div. I Games:

Old Dominion

Average RPI Win:	103	WON-LOST RECORD	WINNING PCT. RANK	LAST 10 GAMES	STRENGTH OF SCHEDULE	OPP. STRENGTH OF SCHEDULE	TEAM RPI	ADJ RPI	CONF. RPI	ADJ CONF. RPI		
DIV. I ONLY		28-16-0	.63636	54	6-4-0	40	6	36	.56833	36	1	1
DIV. I NON-CONF.		21-8-0	.72414	30	5-1-0	64	12	27	.57603	27	1	1
<hr/>												
TOTALS	RPI 1-25	RPI 26-50		W-L RECORDS		RPI 51-100		RPI 101-150		RPI 150+		
28-16-0	2-8-0	8-3-0		OVERALL		8-4-0		4-0-0		6-1-0		
23-7-0	0-3-0	8-2-0		HOME		6-2-0		4-0-0		5-0-0		
5-8-0	2-5-0	0-0-0		AWAY		2-2-0		0-0-0		1-1-0		
0-1-0	0-0-0	0-1-0		NEUTRAL		0-0-0		0-0-0		0-0-0		
21-8-0	1-3-0	6-2-0		NON-CONFERENCE		4-2-0		4-0-0		6-1-0		
18-3-0	0-0-0	6-1-0		HOME		3-2-0		4-0-0		5-0-0		
3-4-0	1-3-0	0-0-		AWAY		1-0-0		0-0-0		1-1-0		
0-1-0	0-0-0	0-1-0		NEUTRAL		0-0-0		0-0-0		0-0-0		
7-8-0	1-5-0	2-1-0		CONFERENCE		4-2-0		0-0-0		0-0-0		
5-4-0	0-3-0	2-1-0		HOME		3-0-0		0-0-0		0-0-0		
2-4-0	1-2-0	0-0-0		AWAY		1-2-0		0-0-0		0-0-0		
0-0-0	0-0-0	0-0-0		NEUTRAL		0-0-0		0-0-0		0-0-0		
RPI	S	Opponent	Score	RPI	S	Opponent	Score	RPI	S	Opponent	Score	
6	H	Texas Tech	1 2	38	H	Oklahoma	9 3	64	A	Kansas	4 5	
6	H	Texas Tech	5 8	38	H	Oklahoma	5 3	64	A	Kansas	1 2	
6	H	Texas Tech	1 2	38	H	Oklahoma	1 2	64	A	Kansas	5 3	
15	A	Baylor	5 3	42	H	UConn	9 3	81	H	Rice	6 1	
15	A	Baylor	2 6	42	H	UConn	4 1	81	H	Rice	1 7	
15	A	Baylor	3 4	42	H	UConn	1 2	81	H	Rice	5 4	
19	A	Stanford	1 2	46	H	Texas A&M	4 3	81	H	Rice	2 3	
19	A	Stanford	2 5	49	H	UCLA	5 2	87	A	Sam Houston St.	7 2	
19	A	Stanford	2 3	49	H	UCLA	5 4	87	H	Sam Houston St.	8 1	
19	A	Stanford	4 0	49	H	UCLA	10 5	92	H	Kansas St.	6 5	
				50	N	Louisiana	1 8	92	H	Kansas St.	5 0	
								92	H	Kansas St.	2 0	
<hr/>												
LAST 10 GAMES												
				50	N	Louisiana	1 8	15	A	Baylor	5 3	
				141	H	New Orleans	4 3	15	A	Baylor	3 4	
				141	H	New Orleans	3 2	15	A	Baylor	2 6	
				141	H	New Orleans	7 1	168	H	Texas St.	9 2	
				168	H	Texas St.	2 0	38	H	Oklahoma	1 2	

Non-Div. I Games:

Texas

Mercer				Through Games Of April 25, 2017								
Average RPI Win:	164	WON-LOST RECORD	WINNING PCT. RANK	LAST 10 GAMES	STRENGTH OF SCHEDULE	OPP. STRENGTH OF SCHEDULE	TEAM RPI	ADJ RPI	CONF. RPI	ADJ CONF. RPI		
DIV. I ONLY		35-8-0	.81395	4	8-2-0	215	67	37	.56708	37	10	10
DIV. I NON-CONF.		21-7-0	.75	21	1-2-0	247	35	61	.54429	61	13	13
<hr/>												
TOTALS		RPI 1-25		RPI 26-50		W-L RECORDS		RPI 51-100		RPI 101-150		RPI 150+
35-8-0		0-0-0		0-0-0		OVERALL		8-5-0		10-2-0		17-1-0
17-4-0		0-0-0		0-0-0		HOME		5-2-0		3-1-0		9-1-0
18-4-0		0-0-0		0-0-0		AWAY		3-2-0		7-1-0		8-0-0
0-0-0		0-0-0		0-0-0		NEUTRAL		0-0-0		0-0-0		0-0-0
21-7-0		0-0-0		0-0-0		NON-CONFERENCE		5-5-0		7-2-0		9-0-0
12-3-0		0-0-0		0-0-0		HOME		2-2-0		3-1-0		7-0-0
9-4-0		0-0-0		0-0-		AWAY		3-3-0		4-1-0		2-0-0
0-0-0		0-0-0		0-0-0		NEUTRAL		0-0-0		0-0-0		0-0-0
14-1-0		0-0-0		0-0-0		CONFERENCE		3-0-0		3-0-0		8-1-0
5-1-0		0-0-0		0-0-0		HOME		3-0-0		0-0-0		2-1-0
9-0-0		0-0-0		0-0-0		AWAY		0-0-0		3-0-0		6-0-0
0-0-0		0-0-0		0-0-0		NEUTRAL		0-0-0		0-0-0		0-0-0
RPI	S	Opponent	Score	RPI	S	Opponent	Score	RPI	S	Opponent	Score	
						63 A	Georgia Tech	5	8	110 A	Georgia	4 3
						63 H	Georgia Tech	3	11	110 H	Georgia	6 5
						73 A	East Carolina	7	5	137 H	Bradley	11 10
						73 A	East Carolina	10	7	137 H	Bradley	6 8
						73 A	East Carolina	8	2	137 H	Bradley	6 5
						79 H	Ga. Southern	7	15	138 A	Furman	5 3
						91 A	Florida A&M	6	9	138 A	Furman	5 4
						91 A	Florida A&M	7	10	138 A	Furman	7 6
						91 H	Florida A&M	9	2	145 A	Austin Peay	9 1
						91 H	Florida A&M	11	5	145 A	Austin Peay	4 14
						99 H	Samford	7	1	145 A	Austin Peay	10 6
						99 H	Samford	4	2	146 A	Kennesaw St.	10 4
						99 H	Samford	9	6	153 H	ETSU	10 6
										153 H	ETSU	2 9
										153 H	ETSU	5 2
										155 H	Hartford	4 3
										155 H	Hartford	20 14
										155 H	Hartford	15 6
										191 A	VMI	10 6
										191 A	VMI	17 5
										191 A	VMI	9 6
										218 A	Georgia St.	11 4
						79 H	Ga. Southern	7	15	228 A	The Citadel	5 3
						228 A	The Citadel	2	1	228 A	The Citadel	2 1
						228 A	The Citadel	5	3	228 A	The Citadel	6 5
						228 A	The Citadel	6	5	287 A	Savannah St.	6 0
						63 A	Georgia Tech	5	8	287 H	Savannah St.	12 2

Non-Div. I Games:

Mercer

RPI	S	Opponent	Score	
289	H	UMES	15	0
289	H	UMES	13	2
289	H	UMES	8	4

Mercer

M  
e  
r  
c  
e  
r

M  
e  
r  
c  
e  
r



Average RPI Win: 150		WON-LOST RECORD	WINNING PCT. RANK	LAST 10 GAMES	STRENGTH OF SCHEDULE	OPP. STRENGTH OF SCHEDULE	TEAM RPI	ADJ RPI	CONF. RPI	ADJ CONF. RPI							
Average RPI Loss: 49																	
DIV. I ONLY		28-15-0	.65116	47	2-8-0	59	61	38	.56664	38	1	1					
DIV. I NON-CONF.		22-8-0	.73333	25	0-5-0	118	150	40	.56447	40	1	1					
<hr/>																	
TOTALS		RPI 1-25		RPI 26-50		W-L RECORDS		RPI 51-100		RPI 101-150		RPI 150+					
28-15-0		6-3-0		1-6-0		OVERALL		3-5-0		3-1-0		15-0-0					
21-5-0		4-2-0		0-0-0		HOME		3-2-0		0-1-0		14-0-0					
7-10-0		2-1-0		1-6-0		AWAY		0-3-0		3-0-0		1-0-0					
0-0-0		0-0-0		0-0-0		NEUTRAL		0-0-0		0-0-0		0-0-0					
22-8-0		2-1-0		0-3-0		NON-CONFERENCE		2-3-0		3-1-0		15-0-0					
18-2-0		2-1-0		0-0-0		HOME		2-0-0		0-1-0		14-0-0					
4-6-0		0-0-0		0-0-		AWAY		0-3-0		3-0-0		1-0-0					
0-0-0		0-0-0		0-0-0		NEUTRAL		0-0-0		0-0-0		0-0-0					
6-7-0		4-2-0		1-3-0		CONFERENCE		1-2-0		0-0-0		0-0-0					
3-3-0		2-1-0		0-0-0		HOME		1-2-0		0-0-0		0-0-0					
3-4-0		2-1-0		1-3-0		AWAY		0-0-0		0-0-0		0-0-0					
0-0-0		0-0-0		0-0-0		NEUTRAL		0-0-0		0-0-0		0-0-0					
RPI	S	Opponent		Score		RPI	S	Opponent		Score		RPI	S	Opponent		Score	
6	H	Texas Tech		4 9		31	A	Michigan		2 5		56	A	DBU		10 16	
6	H	Texas Tech		6 2		31	A	Michigan		2 6		63	A	Georgia Tech		0 2	
6	H	Texas Tech		5 4		31	A	Michigan		4 14		64	H	Kansas		2 5	
15	A	Baylor		11 3		36	A	Texas		3 9		64	H	Kansas		7 6	
15	A	Baylor		0 7		36	A	Texas		3 5		64	H	Kansas		10 15	
15	A	Baylor		3 0		36	A	Texas		2 1		95	H	Boston College		5 4	
23	H	Long Beach St.		3 8		43	A	Oklahoma St.		3 4		96	A	Oral Roberts		2 3	
23	H	Long Beach St.		6 2								96	H	Oral Roberts		6 2	
23	H	Long Beach St.		4 2													

Non-Div. I Games:

Oklahoma

Average RPI Win: 139		WON-LOST	WINNING	LAST 10	STRENGTH OF		OPP. STRENGTH	TEAM	ADJ	CONF.	ADJ CONF.
Average RPI Loss: 73		RECORD	PCT. RANK	GAMES	SCHEDULE		OF SCHEDULE	RPI	RPI	RPI	RPI
DIV. I ONLY		27-14-0	.65854	42	7-3-0		53	94	39	.56638	39
DIV. I NON-CONF.		19-4-0	.82609	11	2-0-0		67	198	8	.60027	8
TOTALS		RPI 1-25	RPI 26-50		W-L RECORDS		RPI 51-100		RPI 101-150		RPI 150+
27-14-0		3-2-0	4-6-0		OVERALL		3-3-0		7-1-0		10-2-0
16-7-0		2-1-0	1-3-0		HOME		1-2-0		4-0-0		8-1-0
11-7-0		1-1-0	3-3-0		AWAY		2-1-0		3-1-0		2-1-0
0-0-0		0-0-0	0-0-0		NEUTRAL		0-0-0		0-0-0		0-0-0
19-4-0		3-2-0	1-0-0		NON-CONFERENCE		0-0-0		7-1-0		8-1-0
13-1-0		2-1-0	1-0-0		HOME		0-0-0		4-0-0		6-0-0
6-3-0		1-1-0	0-0-0		AWAY		0-0-0		3-1-0		2-1-0
0-0-0		0-0-0	0-0-0		NEUTRAL		0-0-0		0-0-0		0-0-0
8-10-0		0-0-0	3-6-0		CONFERENCE		3-3-0		0-0-0		2-1-0
3-6-0		0-0-0	0-3-0		HOME		1-2-0		0-0-0		2-1-0
5-4-0		0-0-0	3-3-0		AWAY		2-1-0		0-0-0		0-0-0
0-0-0		0-0-0	0-0-0		NEUTRAL		0-0-0		0-0-0		0-0-0
RPI S	Opponent	Score	RPI S	Opponent	Score	RPI S	Opponent	Score	RPI S	Opponent	Score
12 H	Arkansas	4 3	29 H	Southern Miss.	2 5	81 A	Rice	2 3	117 A	UT Arlington	3 1
12 H	Arkansas	10 13	29 H	Southern Miss.	9 13	81 A	Rice	6 4	117 A	UT Arlington	6 4
16 A	Mississippi St.	3 2	29 H	Southern Miss.	5 8	81 A	Rice	6 0	117 A	UT Arlington	7 3
22 A	McNeese	3 5	35 A	Old Dominion	7 3	98 H	UTSA	4 8	119 A	SFA	2 6
22 H	McNeese	8 7	35 A	Old Dominion	7 3	98 H	UTSA	3 6	119 H	SFA	10 8
			35 A	Old Dominion	2 3	98 H	UTSA	6 0	135 H	Wichita St.	12 10
			45 A	Charlotte	2 4				135 H	Wichita St.	6 2
			45 A	Charlotte	12 7				135 H	Wichita St.	15 1
			45 A	Charlotte	7 13				186 A	Arkansas St.	19 3
			50 H	Louisiana	6 5				186 A	Arkansas St.	5 6
									194 H	UAB	10 2
									194 H	UAB	7 4
									194 H	UAB	9 14
									230 A	Little Rock	10 6
									230 H	Little Rock	4 2
									235 H	La.-Monroe	12 3
									280 H	Ark.-Pine Bluff	13 3
									280 H	Ark.-Pine Bluff	11 0
									280 H	Ark.-Pine Bluff	16 1
									282 H	Grambling	15 1
			LAST 10 GAMES								
			194 H	UAB	7 4	35 A	Old Dominion	7 3			
			194 H	UAB	10 2	35 A	Old Dominion	2 3			
			194 H	UAB	9 14	35 A	Old Dominion	7 3			
			230 A	Little Rock	10 6	81 A	Rice	6 0			
			22 H	McNeese	8 7	81 A	Rice	2 3			

Non-Div. I Games:

Louisiana Tech

Average RPI Win:		153	WON-LOST RECORD		WINNING PCT. RANK	LAST 10 GAMES		STRENGTH OF SCHEDULE		OPP. STRENGTH OF SCHEDULE	TEAM RPI	ADJ RPI	CONF. RPI	ADJ CONF. RPI			
Average RPI Loss:		69															
DIV. I ONLY			24-16-1		.59756	77	6-4-0		43		89	40	.56611	40	19	19	
DIV. I NON-CONF.			10-14-0		.41667	201	3-4-0		1		17	36	.56841	36	15	15	
TOTALS		RPI 1-25		RPI 26-50		W-L RECORDS		RPI 51-100		RPI 101-150		RPI 150+					
24-16-1		3-3-0		3-5-0		OVERALL		1-5-0		3-1-0		14-2-1					
15-3-0		3-1-0		3-0-0		HOME		0-0-0		1-1-0		8-1-0					
8-13-1		0-2-0		0-5-0		AWAY		1-5-0		1-0-0		6-1-1					
1-0-0		0-0-0		0-0-0		NEUTRAL		0-0-0		1-0-0		0-0-0					
10-14-0		3-3-0		3-5-0		NON-CONFERENCE		1-5-0		3-1-0		0-0-0					
7-2-0		3-1-0		3-0-0		HOME		0-0-0		1-1-0		0-0-0					
2-12-0		0-2-0		0-0-		AWAY		1-5-0		1-0-0		0-0-0					
1-0-0		0-0-0		0-0-0		NEUTRAL		0-0-0		1-0-0		0-0-0					
14-2-1		0-0-0		0-0-0		CONFERENCE		0-0-0		0-0-0		14-2-1					
8-1-0		0-0-0		0-0-0		HOME		0-0-0		0-0-0		8-1-0					
6-1-1		0-0-0		0-0-0		AWAY		0-0-0		0-0-0		6-1-1					
0-0-0		0-0-0		0-0-0		NEUTRAL		0-0-0		0-0-0		0-0-0					
RPI	S	Opponent		Score		RPI	S	Opponent		Score		RPI	S	Opponent		Score	
6	A	Texas Tech		4	12	33	A	Cal St. Fullerton		4	5	56	A	DBU		2	5
6	A	Texas Tech		2	7	33	A	Cal St. Fullerton		1	2	56	A	DBU		6	5
6	H	Texas Tech		16	5	33	A	Cal St. Fullerton		0	1	56	A	DBU		6	7
13	H	Missouri St.		0	8	43	A	Oklahoma St.		0	3	59	A	San Diego		2	7
13	H	Missouri St.		9	5	43	A	Oklahoma St.		0	13	92	A	Kansas St.		10	12
13	H	Missouri St.		17	8	47	H	Binghamton		10	4	92	A	Kansas St.		2	3
						47	H	Binghamton		8	4						
						47	H	Binghamton		11	4						
						LAST 10 GAMES											
	6	H	Texas Tech		16	5	92	A	Kansas St.		10	12					
	227	H	UNLV		11	9	13	H	Missouri St.		0	8					
	227	H	UNLV		13	4	13	H	Missouri St.		9	5					
	227	H	UNLV		13	4	13	H	Missouri St.		17	8					
	92	A	Kansas St.		2	3	6	A	Texas Tech		4	12					

Non-Div. I Games:

New Mexico

Average RPI Win:		120	WON-LOST RECORD		WINNING PCT. RANK		LAST 10 GAMES		STRENGTH OF SCHEDULE		OPP. STRENGTH OF SCHEDULE		TEAM RPI		ADJ RPI		CONF. RPI		ADJ CONF. RPI																		
DIV. I ONLY			24-15-1		.6125 66		6-4-0		37		50		41		.56523 41		7		7																		
DIV. I NON-CONF.			17-11-0		.60714 87		2-1-0		97		47		64		.54351 64		7		7																		
TOTALS		RPI 1-25		RPI 26-50		W-L RECORDS		RPI 51-100		RPI 101-150		RPI 150+																									
24-15-1		3-4-0		3-2-1		OVERALL		4-1-0		9-6-0		5-2-0																									
12-5-0		2-1-0		0-0-0		HOME		1-0-0		5-4-0		4-0-0																									
9-4-1		0-0-0		2-0-1		AWAY		3-1-0		3-1-0		1-2-0																									
3-6-0		1-3-0		1-2-0		NEUTRAL		0-0-0		1-1-0		0-0-0																									
17-11-0		1-3-0		1-2-0		NON-CONFERENCE		2-0-0		8-4-0		5-2-0																									
9-2-0		0-0-0		0-0-0		HOME		1-0-0		4-2-0		4-0-0																									
5-3-0		0-0-0		0-0-		AWAY		1-0-0		3-1-0		1-2-0																									
3-6-0		1-3-0		1-2-0		NEUTRAL		0-0-0		1-1-0		0-0-0																									
7-4-1		2-1-0		2-0-1		CONFERENCE		2-1-0		1-2-0		0-0-0																									
3-3-0		2-1-0		0-0-0		HOME		0-0-0		1-2-0		0-0-0																									
4-1-1		0-0-0		2-0-1		AWAY		2-1-0		0-0-0		0-0-0																									
0-0-0		0-0-0		0-0-0		NEUTRAL		0-0-0		0-0-0		0-0-0																									
RPI	S	Opponent		Score		RPI	S	Opponent		Score		RPI	S	Opponent		Score																					
1	N	Oregon St.		1	10	28	A	Indiana		1	1	62	A	Minnesota		5	3	103	H	Iowa	8	6															
1	N	Oregon St.		2	5	28	A	Indiana		7	3	62	A	Minnesota		3	5	103	H	Iowa	3	5															
7	N	Arizona		1	0	28	A	Indiana		3	1	62	A	Minnesota		9	4	103	H	Iowa	6	7															
12	N	Arkansas		5	15	34	N	Utah		5	7	92	A	Kansas St.		6	1	105	H	Western Caro.	2	5															
25	H	Maryland		8	4	34	N	Utah		4	3	92	H	Kansas St.		11	1	105	H	Western Caro.	2	8															
25	H	Maryland		3	1	43	N	Oklahoma St.		0	1											105	H	Western Caro.	10	0											
25	H	Maryland		5	8																	136	N	UC Riverside	5	4											
																						136	N	UC Riverside		3	4										
																						139	A	Cal Poly		6	4										
																						139	A	Cal Poly		6	5										
																						139	A	Cal Poly		2	3										
																						139	A	Cal Poly		3	2										
																						144	H	Col. of Charleston		10	1										
																						144	H	Col. of Charleston		6	2										
																						144	H	Col. of Charleston		6	1										
																						171	A	Creighton		2	5										
																						171	H	Creighton		14	6										
																						187	A	CSU Bakersfield		6	8										
																						247	H	Northern Colo.		12	2										
																						247	H	Northern Colo.		8	2										
																						278	A	Omaha		3	1										
																						278	H	Omaha		13	2										
LAST 10 GAMES																																					
278	H	Omaha		13	2	103	H	Iowa		8	6																										
62	A	Minnesota		9	4	103	H	Iowa		3	5																										
62	A	Minnesota		3	5	103	H	Iowa		6	7																										
62	A	Minnesota		5	3	92	A	Kansas St.		6	1																										
171	A	Creighton		2	5	25	H	Maryland		8	4																										

Non-Div. I Games:

Nebraska

Average RPI Win: 131		WON-LOST RECORD		WINNING PCT. RANK		LAST 10 GAMES		STRENGTH OF SCHEDULE		OPP. STRENGTH OF SCHEDULE		TEAM RPI		ADJ RPI		CONF. RPI		ADJ CONF. RPI									
DIV. I ONLY		22-16-0		.57895 89		1-0-0		89		52		42		.56366 42		5		5									
DIV. I NON-CONF.		15-11-0		.57692 101		1-0-0		137		101		60		.54526 60		5		5									
TOTALS		RPI 1-25		RPI 26-50		W-L RECORDS		RPI 51-100		RPI 101-150		RPI 150+															
22-16-0		1-2-0		1-2-0		OVERALL		9-6-0		0-1-0		11-5-0															
5-1-0		0-0-0		0-0-0		HOME		3-0-0		0-0-0		2-1-0															
13-13-0		1-2-0		1-2-0		AWAY		6-6-0		0-1-0		5-2-0															
4-2-0		0-0-0		0-0-0		NEUTRAL		0-0-0		0-0-0		4-2-0															
15-11-0		0-0-0		1-2-0		NON-CONFERENCE		3-3-0		0-1-0		11-5-0															
2-1-0		0-0-0		0-0-0		HOME		0-0-0		0-0-0		2-1-0															
9-8-0		0-0-0		1-0-		AWAY		3-3-0		0-1-0		5-2-0															
4-2-0		0-0-0		0-0-0		NEUTRAL		0-0-0		0-0-0		4-2-0															
7-5-0		1-2-0		0-0-0		CONFERENCE		6-3-0		0-0-0		0-0-0															
3-0-0		0-0-0		0-0-0		HOME		3-0-0		0-0-0		0-0-0															
4-5-0		1-2-0		0-0-0		AWAY		3-3-0		0-0-0		0-0-0															
0-0-0		0-0-0		0-0-0		NEUTRAL		0-0-0		0-0-0		0-0-0															
RPI	S	Opponent		Score		RPI	S	Opponent		Score		RPI	S	Opponent		Score											
24	A	UCF		1	8	36	A	Texas		1	4	58	A	BYU		6	7	134	A	Bryant		3	9				
24	A	UCF		2	8	36	A	Texas		3	9	58	A	BYU		8	7	154	A	UC Davis		7	4				
24	A	UCF		6	5	36	A	Texas		2	1	58	A	BYU		9	10	154	A	UC Davis		9	6				
												73	A	East Carolina		3	2	154	A	UC Davis		7	8				
												73	A	East Carolina		5	1	155	H	Hartford		4	6				
												73	A	East Carolina		3	2	156	N	UMass Lowell		8	11				
												77	A	Tulane		1	3	156	N	UMass Lowell		7	3				
												77	A	Tulane		3	8	156	N	UMass Lowell		5	3				
												77	A	Tulane		5	6	156	N	UMass Lowell		7	1				
												85	A	Seton Hall		2	3	167	A	Fairfield		6	1				
												85	A	Seton Hall		4	0	198	N	Western Mich.		3	4				
												85	A	Seton Hall		2	1	199	A	Central Conn. St.		7	5				
												97	H	Memphis		4	0	213	A	Stetson		9	3				
												97	H	Memphis		6	2	239	H	Quinnipiac		4	3				
												97	H	Memphis		10	7	240	H	Massachusetts		11	3				
																		248	N	Saint Joseph's		11	0				
																		268	A	Santa Clara		5	9				
						LAST 10 GAMES																					
						239 H Quinnipiac						4	3	77 A Tulane						5	6						
						24 A UCF						2	8	77 A Tulane						1	3						
						24 A UCF						6	5	77 A Tulane						3	8						
						24 A UCF						1	8	134 A Bryant						3	9						
						240 H Massachusetts						11	3	97 H Memphis						4	0						

Non-Div. I Games:

UConn

Average RPI Win: 103		WON-LOST RECORD		WINNING PCT. RANK		LAST 10 GAMES		STRENGTH OF SCHEDULE		OPP. STRENGTH OF SCHEDULE		TEAM RPI		ADJ RPI		CONF. RPI		ADJ CONF. RPI	
DIV. I ONLY		23-16-0		.58974 83		6-4-0		27		31		43		.56246 43		1		1	
DIV. I NON-CONF.		16-7-0		.69565 34		1-1-0		78		80		50		.55581 50		1		1	
TOTALS		RPI 1-25		RPI 26-50		W-L RECORDS		RPI 51-100		RPI 101-150		RPI 150+							
23-16-0		5-7-0		4-0-0		OVERALL		4-3-0		3-3-0		7-3-0							
15-7-0		2-2-0		3-0-0		HOME		3-1-0		0-1-0		7-3-0							
6-8-0		2-4-0		0-0-0		AWAY		1-2-0		3-2-0		0-0-0							
2-1-0		1-1-0		1-0-0		NEUTRAL		0-0-0		0-0-0		0-0-0							
16-7-0		2-1-0		3-0-0		NON-CONFERENCE		1-0-0		3-3-0		7-3-0							
11-4-0		1-0-0		2-0-0		HOME		1-0-0		0-1-0		7-3-0							
3-2-0		0-0-0		0-0-		AWAY		0-0-0		3-2-0		0-0-0							
2-1-0		1-1-0		1-0-0		NEUTRAL		0-0-0		0-0-0		0-0-0							
7-9-0		3-6-0		1-0-0		CONFERENCE		3-3-0		0-0-0		0-0-0							
4-3-0		1-2-0		1-0-0		HOME		2-1-0		0-0-0		0-0-0							
3-6-0		2-4-0		0-0-0		AWAY		1-2-0		0-0-0		0-0-0							
0-0-0		0-0-0		0-0-0		NEUTRAL		0-0-0		0-0-0		0-0-0							
RPI	S	Opponent		Score		RPI	S	Opponent		Score		RPI	S	Opponent		Score			
6	A	Texas Tech		12 10		38	H	Oklahoma		4 3		64	A	Kansas		11 6			
6	A	Texas Tech		2 8		40	H	New Mexico		3 0		64	A	Kansas		2 4			
6	A	Texas Tech		3 1		40	H	New Mexico		13 0		64	A	Kansas		5 6			
7	N	Arizona		9 10		41	N	Nebraska		1 0		92	H	Kansas St.		6 3			
8	H	West Virginia		8 9								92	H	Kansas St.		13 3			
8	H	West Virginia		3 5								92	H	Kansas St.		4 10			
8	H	West Virginia		3 2								96	H	Oral Roberts		7 6			
11	A	TCU		5 6															
11	A	TCU		5 7															
11	A	TCU		1 5															
12	N	Arkansas		8 3															
13	H	Missouri St.		7 3															
LAST 10 GAMES																			
6	A	Texas Tech		3 1		64	A	Kansas		5 6									
6	A	Texas Tech		2 8		64	A	Kansas		11 6									
6	A	Texas Tech		12 10		129	H	Central Ark.		5 11									
96	H	Oral Roberts		7 6		92	H	Kansas St.		6 3									
64	A	Kansas		2 4		92	H	Kansas St.		13 3									

Non-Div. I Games:

Oklahoma St.

Average RPI Win: 124		WON-LOST	WINNING	LAST 10	STRENGTH OF		OPP. STRENGTH	TEAM	ADJ	CONF.	ADJ CONF.
Average RPI Loss: 39		RECORD	PCT. RANK	GAMES	SCHEDULE		OF SCHEDULE	RPI	RPI	RPI	RPI
DIV. I ONLY		25-16-0	.60976	69	30		9	44	.56132	44	2
DIV. I NON-CONF.		16-6-0	.72727	27	61		44	35	.56874	35	3
TOTALS		RPI 1-25	RPI 26-50		W-L RECORDS		RPI 51-100		RPI 101-150		RPI 150+
25-16-0		4-12-0	2-0-0		OVERALL		5-3-0		3-0-0		11-1-0
20-7-0		2-4-0	0-0-0		HOME		5-2-0		3-0-0		10-1-0
3-5-0		2-4-0	1-0-0		AWAY		0-1-0		0-0-0		0-0-0
2-4-0		0-4-0	1-0-0		NEUTRAL		0-0-0		0-0-0		1-0-0
16-6-0		0-3-0	2-0-0		NON-CONFERENCE		3-2-0		3-0-0		8-1-0
13-2-0		0-0-0	0-0-0		HOME		3-1-0		3-0-0		7-1-0
1-1-0		0-0-0	1-0-		AWAY		0-1-0		0-0-0		0-0-0
2-3-0		0-3-0	1-0-0		NEUTRAL		0-0-0		0-0-0		1-0-0
9-10-0		4-9-0	0-0-0		CONFERENCE		2-1-0		0-0-0		3-0-0
7-5-0		2-4-0	0-0-0		HOME		2-1-0		0-0-0		3-0-0
2-4-0		2-4-0	0-0-0		AWAY		0-0-0		0-0-0		0-0-0
0-1-0		0-1-0	0-0-0		NEUTRAL		0-0-0		0-0-0		0-0-0
RPI S	Opponent	Score	RPI S	Opponent	Score	RPI S	Opponent	Score	RPI S	Opponent	Score
4 A	Kentucky	1 4	29 A	Southern Miss.	6 2	60 H	Missouri	9 6	138 H	Furman	1 0
4 A	Kentucky	2 4	29 N	Southern Miss.	6 5	60 H	Missouri	3 9	138 H	Furman	5 0
4 A	Kentucky	9 6				60 H	Missouri	3 1	138 H	Furman	2 0
6 N	Texas Tech	1 5				73 H	East Carolina	5 4	160 N	Nicholls St.	5 0
11 N	TCU	3 5				73 H	East Carolina	3 2	186 H	Arkansas St.	16 4
15 N	Baylor	0 4				73 H	East Carolina	8 6	190 H	Alabama	8 2
16 H	Mississippi St.	3 4				97 A	Memphis	1 2	190 H	Alabama	5 4
16 H	Mississippi St.	1 2				97 H	Memphis	6 9	190 H	Alabama	7 2
16 H	Mississippi St.	3 5							193 H	UNCW	8 4
16 N	Mississippi St.	2 4							193 H	UNCW	7 2
17 A	LSU	4 1							193 H	UNCW	8 6
17 A	LSU	2 3							218 H	Georgia St.	1 0
17 A	LSU	2 15							218 H	Georgia St.	0 2
20 H	Vanderbilt	1 0							230 H	Little Rock	5 4
20 H	Vanderbilt	2 6							280 H	Ark.-Pine Bluff	14 6
20 H	Vanderbilt	10 8									
LAST 10 GAMES											
16 N	Mississippi St.	2 4	17 A	LSU	2 3						
60 H	Missouri	9 6	17 A	LSU	4 1						
60 H	Missouri	3 1	17 A	LSU	2 15						
60 H	Missouri	3 9	29 A	Southern Miss.	6 2						
280 H	Ark.-Pine Bluff	14 6	190 H	Alabama	8 2						

Non-Div. I Games:

Ole Miss

Average RPI Win: 121		WON-LOST	WINNING	LAST 10	STRENGTH OF		OPP. STRENGTH	TEAM	ADJ	CONF.	ADJ CONF.
Average RPI Loss: 76		RECORD	PCT. RANK	GAMES	SCHEDULE		OF SCHEDULE	RPI	RPI	RPI	RPI
DIV. I ONLY		25-16-0	.60976	69	31		75	45	.56106	45	6
DIV. I NON-CONF.		13-10-0	.56522	107	40		53	79	.53602	79	6
TOTALS		RPI 1-25	RPI 26-50		W-L RECORDS		RPI 51-100		RPI 101-150		RPI 150+
25-16-0		3-3-0	3-3-0		OVERALL		5-7-0		6-1-0		8-2-0
16-9-0		2-2-0	2-1-0		HOME		1-4-0		6-1-0		5-1-0
9-7-0		1-1-0	1-2-0		AWAY		4-3-0		0-0-0		3-1-0
0-0-0		0-0-0	0-0-0		NEUTRAL		0-0-0		0-0-0		0-0-0
13-10-0		3-3-0	0-0-0		NON-CONFERENCE		2-4-0		3-1-0		5-2-0
10-6-0		2-2-0	0-0-0		HOME		0-2-0		3-1-0		5-1-0
3-4-0		1-1-0	0-0-		AWAY		2-2-0		0-0-0		0-1-0
0-0-0		0-0-0	0-0-0		NEUTRAL		0-0-0		0-0-0		0-0-0
12-6-0		0-0-0	3-3-0		CONFERENCE		3-3-0		3-0-0		3-0-0
6-3-0		0-0-0	2-1-0		HOME		1-2-0		3-0-0		0-0-0
6-3-0		0-0-0	1-2-0		AWAY		2-1-0		0-0-0		3-0-0
0-0-0		0-0-0	0-0-0		NEUTRAL		0-0-0		0-0-0		0-0-0
RPI S	Opponent	Score	RPI S	Opponent	Score	RPI S	Opponent	Score	RPI S	Opponent	Score
8 H	West Virginia	6 3	35 A	Old Dominion	0 2	57 A	North Carolina St.	6 5	104 H	Middle Tenn.	12 5
8 H	West Virginia	13 2	35 A	Old Dominion	3 1	57 H	North Carolina St.	10 15	104 H	Middle Tenn.	7 4
8 H	West Virginia	3 6	35 A	Old Dominion	0 3	70 H	Fla. Atlantic	10 13	104 H	Middle Tenn.	10 2
10 A	Wake Forest	6 1	39 H	Louisiana Tech	7 12	70 H	Fla. Atlantic	11 5	108 H	Xavier	2 1
10 H	Wake Forest	4 13	39 H	Louisiana Tech	13 7	70 H	Fla. Atlantic	4 7	108 H	Xavier	7 1
21 A	South Carolina	4 5	39 H	Louisiana Tech	4 2	73 A	East Carolina	7 10	108 H	Xavier	6 7
						73 A	East Carolina	0 3	146 H	Kennesaw St.	16 1
						73 A	East Carolina	2 0	195 H	UNC Asheville	14 5
						84 H	Winthrop	2 3	221 A	N.C. A&T	5 6
						86 A	FIU	8 7	221 H	N.C. A&T	6 12
						86 A	FIU	4 0	223 H	Rider	4 2
						86 A	FIU	4 5	223 H	Rider	13 2
									223 H	Rider	12 2
									223 H	Rider	12 2
									250 A	Western Ky.	16 5
									250 A	Western Ky.	6 4
									250 A	Western Ky.	3 1
			LAST 10 GAMES								
			146 H	Kennesaw St.	16 1	250 A	Western Ky.	3 1			
			104 H	Middle Tenn.	12 5	250 A	Western Ky.	16 5			
			104 H	Middle Tenn.	7 4	250 A	Western Ky.	6 4			
			104 H	Middle Tenn.	10 2	221 H	N.C. A&T	6 12			
			10 A	Wake Forest	6 1	70 H	Fla. Atlantic	11 5			

Non-Div. I Games:

Charlotte



Average RPI Win:		156	WON-LOST RECORD		WINNING PCT. RANK		LAST 10 GAMES		STRENGTH OF SCHEDULE		OPP. STRENGTH OF SCHEDULE		TEAM RPI		ADJ RPI		CONF. RPI		ADJ CONF. RPI					
DIV. I ONLY			29-13-0		.69048		27		8-2-0		100		24		46		.56081		46		2		2	
DIV. I NON-CONF.			19-5-0		.79167		14		2-1-0		217		124		56		.54922		56		3		3	
TOTALS		RPI 1-25		RPI 26-50		W-L RECORDS		RPI 51-100		RPI 101-150		RPI 150+												
29-13-0		4-8-0		4-3-0		OVERALL		2-0-0		1-1-0		18-1-0												
21-6-0		0-3-0		4-2-0		HOME		2-0-0		1-0-0		14-1-0												
7-5-0		3-3-0		0-1-0		AWAY		0-0-0		0-1-0		4-0-0												
1-2-0		1-2-0		0-0-0		NEUTRAL		0-0-0		0-0-0		0-0-0												
19-5-0		1-2-0		0-1-0		NON-CONFERENCE		2-0-0		1-1-0		15-1-0												
17-1-0		0-0-0		0-0-0		HOME		2-0-0		1-0-0		14-1-0												
1-2-0		0-0-0		0-0-		AWAY		0-0-0		0-1-0		1-0-0												
1-2-0		1-2-0		0-0-0		NEUTRAL		0-0-0		0-0-0		0-0-0												
10-8-0		3-6-0		4-2-0		CONFERENCE		0-0-0		0-0-0		3-0-0												
4-5-0		0-3-0		4-2-0		HOME		0-0-0		0-0-0		0-0-0												
6-3-0		3-3-0		0-0-0		AWAY		0-0-0		0-0-0		3-0-0												
0-0-0		0-0-0		0-0-0		NEUTRAL		0-0-0		0-0-0		0-0-0												
RPI	S	Opponent		Score		RPI	S	Opponent		Score		RPI	S	Opponent		Score		RPI	S	Opponent		Score		
4	H	Kentucky		7 11		27	H	Auburn		3 1		56	H	DBU		7 3		117	A	UT Arlington		2 3		
4	H	Kentucky		6 7		27	H	Auburn		6 3		81	H	Rice		8 5		119	H	SFA		6 5		
4	H	Kentucky		0 6		27	H	Auburn		1 2								166	H	Pepperdine		10 6		
6	N	Texas Tech		9 0		36	A	Texas		3 4								166	H	Pepperdine		1 2		
11	N	TCU		10 11		48	H	Tennessee		3 5								166	H	Pepperdine		3 0		
15	N	Baylor		3 6		48	H	Tennessee		3 1								168	A	Texas St.		9 3		
17	A	LSU		4 3		48	H	Tennessee		2 1								190	A	Alabama		9 5		
17	A	LSU		4 0														190	A	Alabama		3 2		
17	A	LSU		4 7														190	A	Alabama		8 2		
20	A	Vanderbilt		6 4														216	H	A&M-Corpus Christi		5 2		
20	A	Vanderbilt		3 4														237	H	Brown		6 4		
20	A	Vanderbilt		3 17														237	H	Brown		3 2		
																		237	H	Brown		5 1		
																		238	H	UTRGV		16 7		
																		238	H	UTRGV		7 4		
																		252	H	Abilene Christian		8 1		
																		257	H	Incarnate Word		12 5		
																		260	H	Bowling Green		19 2		
																		260	H	Bowling Green		16 5		
																		260	H	Bowling Green		15 1		
																		286	H	Prairie View		9 2		
LAST 10 GAMES																								
						216	H	A&M-Corpus Christi		5 2		190	A	Alabama		3 2								
						48	H	Tennessee		3 5		190	A	Alabama		8 2								
						48	H	Tennessee		3 1		190	A	Alabama		9 5								
						48	H	Tennessee		2 1		252	H	Abilene Christian		8 1								
						117	A	UT Arlington		2 3		27	H	Auburn		3 1								

Non-Div. I Games:

Texas A&amp;M

B  
i  
n  
g  
h  
a  
m  
t  
o  
n

Binghamton

Average RPI Win:	112	WON-LOST RECORD	WINNING PCT. RANK	LAST 10 GAMES	STRENGTH OF SCHEDULE	OPP. STRENGTH OF SCHEDULE	TEAM RPI	ADJ RPI	CONF. RPI	ADJ CONF. RPI		
DIV. I ONLY		20-17-0	.54054	113	4-6-0	14	26	48	.5601	48	2	2
DIV. I NON-CONF.		15-4-0	.78947	17	1-1-0	35	135	10	.59937	10	3	3
<hr/>												
TOTALS	RPI 1-25	RPI 26-50		W-L RECORDS		RPI 51-100		RPI 101-150		RPI 150+		
20-17-0	2-7-0	2-4-0		OVERALL		5-1-0		7-4-0		4-1-0		
11-9-0	0-3-0	1-2-0		HOME		1-0-0		5-4-0		4-0-0		
7-8-0	2-4-0	1-2-0		AWAY		3-1-0		1-0-0		0-1-0		
2-0-0	0-0-0	0-0-0		NEUTRAL		1-0-0		1-0-0		0-0-0		
15-4-0	0-0-0	0-0-0		NON-CONFERENCE		5-1-0		6-2-0		4-1-0		
9-2-0	0-0-0	0-0-0		HOME		1-0-0		4-2-0		4-0-0		
4-2-0	0-0-0	0-0-		AWAY		3-1-0		1-0-0		0-1-0		
2-0-0	0-0-0	0-0-0		NEUTRAL		1-0-0		1-0-0		0-0-0		
5-13-0	2-7-0	2-4-0		CONFERENCE		0-0-0		1-2-0		0-0-0		
2-7-0	0-3-0	1-2-0		HOME		0-0-0		1-2-0		0-0-0		
3-6-0	2-4-0	1-2-0		AWAY		0-0-0		0-0-0		0-0-0		
0-0-0	0-0-0	0-0-0		NEUTRAL		0-0-0		0-0-0		0-0-0		
RPI	S	Opponent	Score	RPI	S	Opponent	Score	RPI	S	Opponent	Score	
9	A	Florida	3 2	27	H	Auburn	2 3	74	A	Loyola Marymount	8 4	
9	A	Florida	7 6	27	H	Auburn	5 4	85	N	Seton Hall	12 5	
9	A	Florida	4 5	27	H	Auburn	1 8	94	H	Tennessee Tech	6 0	
16	A	Mississippi St.	4 5	46	A	Texas A&M	1 2	97	A	Memphis	1 4	
16	A	Mississippi St.	4 14	46	A	Texas A&M	1 3	97	A	Memphis	8 5	
16	A	Mississippi St.	4 7	46	A	Texas A&M	5 3	97	A	Memphis	10 0	
21	H	South Carolina	4 6					110	H	Georgia	5 7	
21	H	South Carolina	1 7					110	H	Georgia	1 3	
21	H	South Carolina	2 10					110	H	Georgia	6 5	
								123	H	Marshall	7 1	
								142	N	UC Irvine	10 9	
								145	H	Austin Peay	18 4	
								153	A	ETSU	2 10	
								195	H	UNC Asheville	5 2	
								225	H	Norfolk St.	5 4	
								225	H	Norfolk St.	5 2	
								225	H	Norfolk St.	10 2	
				LAST 10 GAMES								
				46	A	Texas A&M	5 3	27	H	Auburn	5 4	
				46	A	Texas A&M	1 3	27	H	Auburn	2 3	
				46	A	Texas A&M	1 2	153	A	ETSU	2 10	
				195	H	UNC Asheville	5 2	9	A	Florida	4 5	
				27	H	Auburn	1 8	9	A	Florida	3 2	

Non-Div. I Games:

Tennessee

Average RPI Win:	74	WON-LOST	WINNING	LAST 10	STRENGTH OF	OPP. STRENGTH	TEAM	ADJ	CONF.	ADJ CONF.		
Average RPI Loss:	63	RECORD	PCT. RANK	GAMES	SCHEDULE	OF SCHEDULE	RPI	RPI	RPI	RPI		
DIV. I ONLY		19-18-0	.51351	133	6-4-0	3	14	49	.55834	49	3	3
DIV. I NON-CONF.		9-9-0	.5	141	2-0-0	21	65	91	.52868	91	2	2
<hr/>												
TOTALS	RPI 1-25	RPI 26-50		W-L RECORDS		RPI 51-100		RPI 101-150		RPI 150+		
19-18-0	6-5-0	2-3-0		OVERALL		6-4-0		2-5-0		3-1-0		
14-10-0	3-4-0	2-0-0		HOME		6-4-0		0-2-0		3-0-0		
5-6-0	3-1-0	0-3-0		AWAY		0-0-0		2-1-0		0-1-0		
0-2-0	0-0-0	0-0-0		NEUTRAL		0-0-0		0-2-0		0-0-0		
9-9-0	2-0-0	2-3-0		NON-CONFERENCE		2-2-0		0-3-0		3-1-0		
8-4-0	1-0-0	2-0-0		HOME		2-2-0		0-2-0		3-0-0		
1-4-0	1-0-0	0-0-		AWAY		0-0-0		0-0-0		0-1-0		
0-1-0	0-0-0	0-0-0		NEUTRAL		0-0-0		0-1-0		0-0-0		
10-9-0	4-5-0	0-0-0		CONFERENCE		4-2-0		2-2-0		0-0-0		
6-6-0	2-4-0	0-0-0		HOME		4-2-0		0-0-0		0-0-0		
4-2-0	2-1-0	0-0-0		AWAY		0-0-0		2-1-0		0-0-0		
0-1-0	0-0-0	0-0-0		NEUTRAL		0-0-0		0-1-0		0-0-0		
<hr/>												
RPI	S	Opponent	Score	RPI	S	Opponent	Score	RPI	S	Opponent	Score	
1	H	Oregon St.	2 4	31	H	Michigan	1 0	51	H	Washington	3 6	
1	H	Oregon St.	7 1	33	H	Cal St. Fullerton	9 7	51	H	Washington	3 7	
1	H	Oregon St.	1 2	36	A	Texas	5 10	51	H	Washington	6 5	
7	H	Arizona	8 7	36	A	Texas	4 5	59	H	San Diego	1 3	
7	H	Arizona	4 19	36	A	Texas	2 5	68	H	Gonzaga	5 4	
7	H	Arizona	3 4					68	H	Gonzaga	1 2	
19	A	Stanford	3 5					68	H	Gonzaga	6 1	
19	A	Stanford	2 0					72	H	California	20 0	
19	A	Stanford	7 6					72	H	California	9 4	
23	A	Long Beach St.	5 1					72	H	California	9 5	
23	H	Long Beach St.	2 1									

Non-Div. I Games:

UCLA

Average RPI Win:		144	WON-LOST RECORD		WINNING PCT. RANK		LAST 10 GAMES		STRENGTH OF SCHEDULE		OPP. STRENGTH OF SCHEDULE		TEAM RPI		ADJ RPI		CONF. RPI		ADJ CONF. RPI					
DIV. I ONLY			27-14-1		.65476		46		9-1-0		98		90		50		.55712		50		9		9	
DIV. I NON-CONF.			14-10-0		.58333		97		3-1-0		102		57		75		.53857		75		10		10	
TOTALS		RPI 1-25		RPI 26-50				W-L RECORDS				RPI 51-100				RPI 101-150				RPI 150+				
27-14-1		1-1-0		3-3-0				OVERALL				7-6-1				4-2-0				12-2-0				
14-5-0		0-0-0		2-2-0				HOME				3-2-0				2-1-0				7-0-0				
11-7-1		1-0-0		0-1-0				AWAY				4-4-1				2-1-0				4-1-0				
2-2-0		0-1-0		1-0-0				NEUTRAL				0-0-0				0-0-0				1-1-0				
14-10-0		1-1-0		3-3-0				NON-CONFERENCE				4-4-0				0-0-0				6-2-0				
7-3-0		0-0-0		2-2-0				HOME				1-1-0				0-0-0				4-0-0				
5-5-0		1-0-0		0-0-				AWAY				3-3-0				0-0-0				1-1-0				
2-2-0		0-1-0		1-0-0				NEUTRAL				0-0-0				0-0-0				1-1-0				
13-4-1		0-0-0		0-0-0				CONFERENCE				3-2-1				4-2-0				6-0-0				
7-2-0		0-0-0		0-0-0				HOME				2-1-0				2-1-0				3-0-0				
6-2-1		0-0-0		0-0-0				AWAY				1-1-1				2-1-0				3-0-0				
0-0-0		0-0-0		0-0-0				NEUTRAL				0-0-0				0-0-0				0-0-0				
RPI	S	Opponent		Score		RPI	S	Opponent		Score		RPI	S	Opponent		Score		RPI	S	Opponent		Score		
17	N	LSU		2	3	29	H	Southern Miss.		3	1	52	H	South Ala.		11	1	111	A	Troy		5	7	
22	A	McNeese		3	1	29	H	Southern Miss.		5	4	52	H	South Ala.		10	2	111	A	Troy		6	5	
						29	H	Southern Miss.		11	15	52	H	South Ala.		0	6	111	A	Troy		7	2	
						30	H	Houston		0	4	53	A	Southeastern La.		3	15	147	H	Appalachian St.		4	3	
						36	N	Texas		8	1	53	A	Southeastern La.		4	5	147	H	Appalachian St.		4	12	
						39	A	Louisiana Tech		5	6	53	H	Southeastern La.		9	2	147	H	Appalachian St.		3	0	
												66	A	Coastal Caro.		8	9	160	A	Nicholls St.		1	3	
												66	A	Coastal Caro.		1	0	160	H	Nicholls St.		18	2	
												66	A	Coastal Caro.		7	7	186	H	Arkansas St.		13	2	
												77	A	Tulane		1	0	186	H	Arkansas St.		3	2	
												77	H	Tulane		4	6	186	H	Arkansas St.		8	0	
												87	A	Sam Houston St.		3	8	202	N	Murray St.		0	2	
												87	A	Sam Houston St.		6	1	217	A	Northwestern St.		8	6	
												87	A	Sam Houston St.		2	0	230	A	Little Rock		7	4	
																		230	A	Little Rock		5	3	
																		230	A	Little Rock		9	4	
																		271	N	Hofstra		1	0	
																		299	H	Saint Peter's		10	0	
																		299	H	Saint Peter's		6	1	
																		299	H	Saint Peter's		4	0	
						LAST 10 GAMES																		
						36	N	Texas		8	1	77	A	Tulane		1	0							
						230	A	Little Rock		5	3	186	H	Arkansas St.		3	2							
						230	A	Little Rock		7	4	186	H	Arkansas St.		13	2							
						230	A	Little Rock		9	4	186	H	Arkansas St.		8	0							
						53	H	Southeastern La.		9	2	17	N	LSU		2	3							

Non-Div. I Games:

Louisiana

Average RPI Win:	114	WON-LOST RECORD	WINNING PCT. RANK	LAST 10 GAMES	STRENGTH OF SCHEDULE	OPP. STRENGTH OF SCHEDULE	TEAM RPI	ADJ RPI	CONF. RPI	ADJ CONF. RPI				
DIV. I ONLY		22-16-0	.57895	89	5-5-0	45	82	51	.55605	51	3	3		
DIV. I NON-CONF.		14-9-0	.6087	78	2-0-0	122	206	89	.5303	89	2	2		
<hr/>														
TOTALS	RPI 1-25	RPI 26-50		W-L RECORDS		RPI 51-100		RPI 101-150		RPI 150+				
22-16-0	3-3-0	5-1-0		OVERALL		5-5-0		1-2-0		8-5-0				
11-7-0	3-3-0	3-0-0		HOME		0-0-0		0-0-0		5-4-0				
11-9-0	0-0-0	2-1-0		AWAY		5-5-0		1-2-0		3-1-0				
0-0-0	0-0-0	0-0-0		NEUTRAL		0-0-0		0-0-0		0-0-0				
14-9-0	2-1-0	0-0-0		NON-CONFERENCE		4-3-0		0-0-0		8-5-0				
7-5-0	2-1-0	0-0-0		HOME		0-0-0		0-0-0		5-4-0				
7-4-0	0-0-0	0-0-		AWAY		4-3-0		0-0-0		3-1-0				
0-0-0	0-0-0	0-0-0		NEUTRAL		0-0-0		0-0-0		0-0-0				
8-7-0	1-2-0	5-1-0		CONFERENCE		1-2-0		1-2-0		0-0-0				
4-2-0	1-2-0	3-0-0		HOME		0-0-0		0-0-0		0-0-0				
4-5-0	0-0-0	2-1-0		AWAY		1-2-0		1-2-0		0-0-0				
0-0-0	0-0-0	0-0-0		NEUTRAL		0-0-0		0-0-0		0-0-0				
RPI	S	Opponent	Score		RPI	S	Opponent	Score		RPI	S	Opponent	Score	
1	H	Oregon St.	2	5	34	H	Utah	3	1	54	A	Oregon	12	3
1	H	Oregon St.	3	2	34	H	Utah	4	3	54	A	Oregon	0	1
1	H	Oregon St.	0	3	34	H	Utah	4	1	54	A	Oregon	3	4
15	H	Baylor	6	0	49	A	UCLA	7	3	68	A	Gonzaga	5	4
15	H	Baylor	5	4	49	A	UCLA	6	3	68	A	Gonzaga	7	8
15	H	Baylor	3	6	49	A	UCLA	5	6	74	A	Loyola Marymount	8	7
										80	A	Saint Mary's (CA)	5	6
										80	A	Saint Mary's (CA)	11	5
										80	A	Saint Mary's (CA)	11	1
										80	A	Saint Mary's (CA)	5	6

Non-Div. I Games:

Washington

Average RPI Win: 161		WON-LOST	WINNING	LAST 10	STRENGTH OF		OPP. STRENGTH	TEAM	ADJ		CONF.	ADJ CONF.			
Average RPI Loss: 52		RECORD	PCT. RANK	GAMES	SCHEDULE		OF SCHEDULE	RPI	RPI		RPI	RPI			
DIV. I ONLY		25-17-0	.59524	78	6-4-0		87	63	52	.55446	52	9			
DIV. I NON-CONF.		12-11-0	.52174	133	3-1-0		72	16	78	.53618	78	10			
TOTALS		RPI 1-25	RPI 26-50		W-L RECORDS		RPI 51-100		RPI 101-150		RPI 150+				
25-17-0		1-5-0	2-4-0		OVERALL		3-7-0		5-0-0		14-1-0				
11-4-0		1-0-0	0-1-0		HOME		1-3-0		1-0-0		8-0-0				
11-11-0		0-5-0	2-3-0		AWAY		2-2-0		1-0-0		6-1-0				
3-2-0		0-0-0	0-0-0		NEUTRAL		0-2-0		3-0-0		0-0-0				
12-11-0		1-5-0	1-2-0		NON-CONFERENCE		0-4-0		4-0-0		6-0-0				
7-2-0		1-0-0	0-1-0		HOME		0-1-0		1-0-0		5-0-0				
3-7-0		0-5-0	1-0-		AWAY		0-1-0		1-0-0		1-0-0				
2-2-0		0-0-0	0-0-0		NEUTRAL		0-2-0		2-0-0		0-0-0				
13-6-0		0-0-0	1-2-0		CONFERENCE		3-3-0		1-0-0		8-1-0				
4-2-0		0-0-0	0-0-0		HOME		1-2-0		0-0-0		3-0-0				
8-4-0		0-0-0	1-2-0		AWAY		2-1-0		0-0-0		5-1-0				
1-0-0		0-0-0	0-0-0		NEUTRAL		0-0-0		1-0-0		0-0-0				
RPI S	Opponent	Score		RPI S	Opponent	Score		RPI S	Opponent	Score		RPI S	Opponent	Score	
15 A	Baylor	2	3	27 A	Auburn	14	3	53 A	Southeastern La.	9	12	111 N	Troy	6	4
15 A	Baylor	9	10	29 A	Southern Miss.	2	4	53 H	Southeastern La.	4	12	141 A	New Orleans	9	6
15 A	Baylor	7	9	29 H	Southern Miss.	7	13	53 N	Southeastern La.	3	4	141 H	New Orleans	10	7
16 A	Mississippi St.	0	2	50 A	Louisiana	2	10	66 H	Coastal Caro.	3	4	150 N	Columbia	4	1
16 A	Mississippi St.	6	8	50 A	Louisiana	6	0	66 H	Coastal Caro.	4	3	150 N	Columbia	4	3
16 H	Mississippi St.	5	2	50 A	Louisiana	1	11	66 H	Coastal Caro.	9	11	183 A	Alabama St.	13	4
								79 A	Ga. Southern	5	0	183 H	Alabama St.	6	4
								79 A	Ga. Southern	5	8	186 A	Arkansas St.	12	2
								79 A	Ga. Southern	19	6	186 A	Arkansas St.	10	12
								85 N	Seton Hall	2	3	186 A	Arkansas St.	15	5
												211 H	Eastern Ill.	8	3
												211 H	Eastern Ill.	8	2
												211 H	Eastern Ill.	32	0
												218 H	Georgia St.	19	9
												218 H	Georgia St.	16	6
												218 H	Georgia St.	7	0
												235 A	La.-Monroe	4	1
												235 A	La.-Monroe	8	3
												235 A	La.-Monroe	14	2
												292 H	Alabama A&M	11	1
LAST 10 GAMES															
				29 H	Southern Miss.	7	13	16 H	Mississippi St.	5	2				
				186 A	Arkansas St.	15	5	66 H	Coastal Caro.	4	3				
				186 A	Arkansas St.	12	2	66 H	Coastal Caro.	9	11				
				186 A	Arkansas St.	10	12	66 H	Coastal Caro.	3	4				
				183 H	Alabama St.	6	4	141 A	New Orleans	9	6				

Non-Div. I Games:

South Ala.

Average RPI Win: 118		WON-LOST	WINNING	LAST 10	STRENGTH OF		OPP. STRENGTH	TEAM	ADJ	CONF.	ADJ CONF.
Average RPI Loss: 115		RECORD	PCT. RANK	GAMES	SCHEDULE		OF SCHEDULE	RPI	RPI	RPI	RPI
DIV. I ONLY		25-15-0	.625	58	6-4-0		105	48	53	.55267	53
DIV. I NON-CONF.		13-6-0	.68421	44	1-1-0		65	4	22	.58536	22
TOTALS		RPI 1-25	RPI 26-50		W-L RECORDS		RPI 51-100		RPI 101-150		RPI 150+
25-15-0		3-4-0	2-1-0		OVERALL		7-1-0		6-4-0		7-5-0
14-5-0		3-1-0	2-0-0		HOME		2-0-0		3-1-0		4-3-0
8-10-0		0-3-0	0-1-0		AWAY		3-1-0		2-3-0		3-2-0
3-0-0		0-0-0	0-0-0		NEUTRAL		2-0-0		1-0-0		0-0-0
13-6-0		1-3-0	2-1-0		NON-CONFERENCE		7-1-0		1-0-0		2-1-0
7-1-0		1-0-0	2-0-0		HOME		2-0-0		0-0-0		2-1-0
3-5-0		0-3-0	0-0-0		AWAY		3-1-0		0-0-0		0-0-0
3-0-0		0-0-0	0-0-0		NEUTRAL		2-0-0		1-0-0		0-0-0
12-9-0		2-1-0	0-0-0		CONFERENCE		0-0-0		5-4-0		5-4-0
7-4-0		2-1-0	0-0-0		HOME		0-0-0		3-1-0		2-2-0
5-5-0		0-0-0	0-0-0		AWAY		0-0-0		2-3-0		3-2-0
0-0-0		0-0-0	0-0-0		NEUTRAL		0-0-0		0-0-0		0-0-0
RPI S	Opponent	Score	RPI S	Opponent	Score	RPI S	Opponent	Score	RPI S	Opponent	Score
8 H	West Virginia	4 2	50 A	Louisiana	2 9	52 A	South Ala.	12 4	111 N	Troy	5 4
17 A	LSU	2 8	50 H	Louisiana	5 4	52 H	South Ala.	12 9	127 A	Houston Baptist	0 4
20 A	Vanderbilt	6 9	50 H	Louisiana	15 3	52 N	South Ala.	4 3	127 A	Houston Baptist	3 6
20 A	Vanderbilt	2 4				77 H	Tulane	8 5	127 A	Houston Baptist	7 8
22 H	McNeese	5 4				81 A	Rice	5 15	130 H	Lamar University	5 13
22 H	McNeese	10 2				81 A	Rice	8 4	130 H	Lamar University	6 5
22 H	McNeese	1 4				81 A	Rice	12 4	130 H	Lamar University	4 1
						85 N	Seton Hall	13 1	141 A	New Orleans	4 2
									141 A	New Orleans	8 0
									141 H	New Orleans	8 3
									160 A	Nicholls St.	11 6
									160 A	Nicholls St.	4 0
									160 H	Nicholls St.	2 3
									202 H	Murray St.	1 3
									216 A	A&M-Corpus Christi	4 5
									216 A	A&M-Corpus Christi	8 5
									216 A	A&M-Corpus Christi	2 3
									217 H	Northwestern St.	4 6
									217 H	Northwestern St.	7 0
									217 H	Northwestern St.	3 2
									271 H	Hofstra	11 1
									283 H	Alcorn	21 3
LAST 10 GAMES											
283 H	Alcorn	21 3	217 H	Northwestern St.	4 6						
160 A	Nicholls St.	11 6	217 H	Northwestern St.	3 2						
160 H	Nicholls St.	2 3	217 H	Northwestern St.	7 0						
160 A	Nicholls St.	4 0	216 A	A&M-Corpus Christi	8 5						
50 A	Louisiana	2 9	216 A	A&M-Corpus Christi	4 5						

Non-Div. I Games:

Southeastern La.



Average RPI Win: 137		WON-LOST RECORD	WINNING PCT. RANK	LAST 10 GAMES	STRENGTH OF SCHEDULE	OPP. STRENGTH OF SCHEDULE	TEAM RPI	ADJ RPI		CONF. RPI	ADJ CONF. RPI						
Average RPI Loss: 53																	
DIV. I ONLY		23-13-0	.63889	52	4-5-0	130	10	54	.55243	54	3	3					
DIV. I NON-CONF.		17-4-0	.80952	12	3-0-0	240	33	43	.56246	43	2	2					
<hr/>																	
TOTALS		RPI 1-25		RPI 26-50		W-L RECORDS		RPI 51-100		RPI 101-150		RPI 150+					
23-13-0		3-6-0		1-2-0		OVERALL		6-3-0		4-0-0		9-2-0					
13-5-0		2-4-0		0-0-0		HOME		2-1-0		3-0-0		6-0-0					
8-8-0		1-2-0		1-2-0		AWAY		3-2-0		0-0-0		3-2-0					
2-0-0		0-0-0		0-0-0		NEUTRAL		1-0-0		1-0-0		0-0-0					
<hr/>																	
17-4-0		2-1-0		0-0-0		NON-CONFERENCE		2-1-0		4-0-0		9-2-0					
11-1-0		2-1-0		0-0-0		HOME		0-0-0		3-0-0		6-0-0					
4-3-0		0-0-0		0-0-		AWAY		1-1-0		0-0-0		3-2-0					
2-0-0		0-0-0		0-0-0		NEUTRAL		1-0-0		1-0-0		0-0-0					
<hr/>																	
6-9-0		1-5-0		1-2-0		CONFERENCE		4-2-0		0-0-0		0-0-0					
2-4-0		0-3-0		0-0-0		HOME		2-1-0		0-0-0		0-0-0					
4-5-0		1-2-0		1-2-0		AWAY		2-1-0		0-0-0		0-0-0					
0-0-0		0-0-0		0-0-0		NEUTRAL		0-0-0		0-0-0		0-0-0					
<hr/>																	
RPI	S	Opponent		Score		RPI	S	Opponent		Score		RPI	S	Opponent		Score	
7	A	Arizona		4 5		34	A	Utah		1 13		51	H	Washington		1 0	
7	A	Arizona		4 18		34	A	Utah		5 11		51	H	Washington		4 3	
7	A	Arizona		8 4		34	A	Utah		11 1		51	H	Washington		3 12	
16	H	Mississippi St.		6 5								58	A	BYU		9 6	
16	H	Mississippi St.		4 5								59	A	San Diego		2 7	
16	H	Mississippi St.		1 0								72	A	California		13 2	
19	H	Stanford		3 4								72	A	California		7 1	
19	H	Stanford		4 10								72	A	California		1 4	
19	H	Stanford		5 8								85	N	Seton Hall		1 0	

Non-Div. I Games:

Oregon

Rhode Island

Rhode Island

RPI	S	Opponent	Score	
255	A	Richmond	16	5
255	A	Richmond	5	1
259	H	Sacred Heart	6	4

Rhode Island

R  
h  
o  
d  
e  
I  
s  
l  
a  
n  
d

R  
h  
o  
d  
e  
I  
s  
l  
a  
n  
d

DBU

Average RPI Win: 166		WON-LOST	WINNING	LAST 10	STRENGTH OF		OPP. STRENGTH	TEAM	ADJ		CONF.	ADJ CONF.
Average RPI Loss: 63		RECORD	PCT. RANK	GAMES	SCHEDULE		OF SCHEDULE	RPI	RPI		RPI	RPI
DIV. I ONLY		25-15-0	.625	58	7-3-0		72	116	56		14	14
DIV. I NON-CONF.		19-12-0	.6129	75	4-2-0		42	82	48		12	12
TOTALS		RPI 1-25	RPI 26-50		W-L RECORDS		RPI 51-100		RPI 101-150		RPI 150+	
25-15-0		0-7-0	3-2-0		OVERALL		4-3-0		6-2-0		12-1-0	
17-5-0		0-2-0	3-1-0		HOME		0-0-0		3-1-0		11-1-0	
8-10-0		0-5-0	0-1-0		AWAY		4-3-0		3-1-0		1-0-0	
0-0-0		0-0-0	0-0-0		NEUTRAL		0-0-0		0-0-0		0-0-0	
19-12-0		0-4-0	3-2-0		NON-CONFERENCE		4-3-0		6-2-0		6-1-0	
11-5-0		0-2-0	3-1-0		HOME		0-0-0		3-1-0		5-1-0	
8-7-0		0-2-0	0-0-		AWAY		4-3-0		3-1-0		1-0-0	
0-0-0		0-0-0	0-0-0		NEUTRAL		0-0-0		0-0-0		0-0-0	
6-3-0		0-3-0	0-0-0		CONFERENCE		0-0-0		0-0-0		6-0-0	
6-0-0		0-0-0	0-0-0		HOME		0-0-0		0-0-0		6-0-0	
0-3-0		0-3-0	0-0-0		AWAY		0-0-0		0-0-0		0-0-0	
0-0-0		0-0-0	0-0-0		NEUTRAL		0-0-0		0-0-0		0-0-0	
RPI S	Opponent	Score	RPI S	Opponent	Score	RPI S	Opponent	Score	RPI S	Opponent	Score	
11 A	TCU	2 3	38 H	Oklahoma	16 10	81 A	Rice	8 4	114 H	Jacksonville St.	3 7	
11 H	TCU	3 9	40 H	New Mexico	5 6	96 A	Oral Roberts	3 7	114 H	Jacksonville St.	10 6	
13 A	Missouri St.	1 5	40 H	New Mexico	5 2	96 A	Oral Roberts	9 7	114 H	Jacksonville St.	14 11	
13 A	Missouri St.	3 7	40 H	New Mexico	7 6	96 A	Oral Roberts	13 5	117 A	UT Arlington	9 7	
13 A	Missouri St.	8 11	46 A	Texas A&M	3 7	100 A	North Florida	7 8	117 H	UT Arlington	12 7	
15 A	Baylor	6 8				100 A	North Florida	9 5	129 A	Central Ark.	7 1	
15 H	Baylor	1 4				100 A	North Florida	2 6	129 A	Central Ark.	4 0	
									129 A	Central Ark.	4 10	
									184 H	Indiana St.	1 0	
									184 H	Indiana St.	3 2	
									184 H	Indiana St.	20 12	
									235 H	La.-Monroe	11 0	
									235 H	La.-Monroe	3 8	
									235 H	La.-Monroe	12 4	
									252 A	Abilene Christian	11 7	
									273 H	Illinois St.	10 2	
									273 H	Illinois St.	11 4	
									273 H	Illinois St.	7 6	
									282 H	Grambling	3 0	
									282 H	Grambling	7 6	
									282 H	Grambling	15 0	
LAST 10 GAMES												
252 A	Abilene Christian	11 7	129 A	Central Ark.	7 1							
184 H	Indiana St.	1 0	129 A	Central Ark.	4 0							
184 H	Indiana St.	3 2	129 A	Central Ark.	4 10							
184 H	Indiana St.	20 12	11 H	TCU	3 9							
38 H	Oklahoma	16 10	13 A	Missouri St.	3 7							

Non-Div. I Games:

DBU

Average RPI Win: 118		WON-LOST	WINNING	LAST 10	STRENGTH OF		OPP. STRENGTH	TEAM	ADJ		CONF.	ADJ CONF.
Average RPI Loss: 69		RECORD	PCT. RANK	GAMES	SCHEDULE		OF SCHEDULE	RPI	RPI		RPI	RPI
DIV. I ONLY		21-20-0	.5122	138	24		34	57	.55045		57	4
DIV. I NON-CONF.		13-7-0	.65	61	57		161	58	.54911		58	4
TOTALS		RPI 1-25	RPI 26-50		W-L RECORDS		RPI 51-100		RPI 101-150		RPI 150+	
21-20-0		3-7-0	3-2-0		OVERALL		3-7-0		2-2-0		10-2-0	
12-9-0		1-2-0	2-2-0		HOME		2-2-0		2-2-0		5-1-0	
9-10-0		2-4-0	1-0-0		AWAY		1-5-0		0-0-0		5-1-0	
0-1-0		0-1-0	0-0-0		NEUTRAL		0-0-0		0-0-0		0-0-0	
13-7-0		0-1-0	1-1-0		NON-CONFERENCE		0-1-0		2-2-0		10-2-0	
7-5-0		0-0-0	0-1-0		HOME		0-1-0		2-2-0		5-1-0	
6-1-0		0-0-0	1-0-		AWAY		0-0-0		0-0-0		5-1-0	
0-1-0		0-1-0	0-0-0		NEUTRAL		0-0-0		0-0-0		0-0-0	
8-13-0		3-6-0	2-1-0		CONFERENCE		3-6-0		0-0-0		0-0-0	
5-4-0		1-2-0	2-1-0		HOME		2-1-0		0-0-0		0-0-0	
3-9-0		2-4-0	0-0-0		AWAY		1-5-0		0-0-0		0-0-0	
0-0-0		0-0-0	0-0-0		NEUTRAL		0-0-0		0-0-0		0-0-0	
RPI S	Opponent	Score	RPI S	Opponent	Score	RPI S	Opponent	Score	RPI S	Opponent	Score	
3 A	North Carolina	1 7	26 H	Florida St.	7 16	55 H	Rhode Island	2 5	105 H	Western Caro.	8 9	
3 A	North Carolina	2 7	26 H	Florida St.	4 3	71 H	Miami (FL)	5 3	145 H	Austin Peay	9 3	
3 A	North Carolina	4 2	26 H	Florida St.	8 4	71 H	Miami (FL)	5 2	145 H	Austin Peay	6 3	
5 H	Louisville	3 1	45 A	Charlotte	15 10	71 H	Miami (FL)	5 7	145 H	Austin Peay	3 7	
5 H	Louisville	1 8	45 H	Charlotte	5 6	93 A	Notre Dame	1 4	151 A	Hawaii	4 0	
5 H	Louisville	6 7				93 A	Notre Dame	9 2	151 A	Hawaii	3 8	
10 A	Wake Forest	4 6				93 A	Notre Dame	1 2	151 A	Hawaii	8 1	
10 A	Wake Forest	8 5				95 A	Boston College	1 2	156 H	UMass Lowell	8 0	
10 A	Wake Forest	5 6				95 A	Boston College	3 8	157 A	Elon	6 2	
25 N	Maryland	2 9				95 A	Boston College	0 1	180 A	UNCG	8 2	
									180 H	UNCG	10 1	
									193 A	UNCW	8 5	
									195 H	UNC Asheville	13 1	
									220 H	George Mason	7 3	
									243 H	Campbell	8 9	
									263 H	N.C. Central	13 0	
LAST 10 GAMES												
263 H	N.C. Central	13 0	3 A	North Carolina	1 7							
95 A	Boston College	0 1	3 A	North Carolina	2 7							
95 A	Boston College	1 2	180 H	UNCG	10 1							
95 A	Boston College	3 8	26 H	Florida St.	8 4							
3 A	North Carolina	4 2	26 H	Florida St.	4 3							

Non-Div. I Games:

North Carolina St.

BYU

Average RPI Win:	136	WON-LOST RECORD	WINNING PCT. RANK	LAST 10 GAMES	STRENGTH OF SCHEDULE	OPP. STRENGTH OF SCHEDULE	TEAM RPI	ADJ RPI	CONF. RPI	ADJ CONF. RPI			
DIV. I ONLY		22-14-0	.61111	67	8-2-0	90	119	58	.55032	58	12	12	
DIV. I NON-CONF.		11-10-0	.52381	130	1-0-0	175	89	132	.50648	132	11	11	
-----													
TOTALS	RPI 1-25	RPI 26-50		W-L RECORDS		RPI 51-100		RPI 101-150		RPI 150+			
22-14-0	0-0-0	3-1-0		OVERALL		6-5-0		4-2-0		9-6-0			
10-5-0	0-0-0	2-1-0		HOME		3-1-0		3-2-0		2-1-0			
10-9-0	0-0-0	1-0-0		AWAY		3-4-0		1-0-0		5-5-0			
2-0-0	0-0-0	0-0-0		NEUTRAL		0-0-0		0-0-0		2-0-0			
11-10-0	0-0-0	3-1-0		NON-CONFERENCE		0-2-0		4-2-0		4-5-0			
5-4-0	0-0-0	2-1-0		HOME		0-1-0		3-2-0		0-0-0			
4-6-0	0-0-0	1-0-		AWAY		0-1-0		1-0-0		2-5-0			
2-0-0	0-0-0	0-0-0		NEUTRAL		0-0-0		0-0-0		2-0-0			
11-4-0	0-0-0	0-0-0		CONFERENCE		6-3-0		0-0-0		5-1-0			
5-1-0	0-0-0	0-0-0		HOME		3-0-0		0-0-0		2-1-0			
6-3-0	0-0-0	0-0-0		AWAY		3-3-0		0-0-0		3-0-0			
0-0-0	0-0-0	0-0-0		NEUTRAL		0-0-0		0-0-0		0-0-0			
RPI	S	Opponent	Score	RPI	S	Opponent	Score	RPI	S	Opponent	Score		
				34	A	Utah	11 6	54	H	Oregon	6 9		
				42	H	UConn	10 9	59	A	San Diego	9 8		
				42	H	UConn	7 6	59	A	San Diego	3 6		
				42	H	UConn	7 8	59	A	San Diego	12 8		
								63	A	Georgia Tech	3 5		
								74	A	Loyola Marymount	5 9		
								74	A	Loyola Marymount	0 2		
								74	A	Loyola Marymount	5 3		
								80	H	Saint Mary's (CA)	14 1		
								80	H	Saint Mary's (CA)	7 6		
								80	H	Saint Mary's (CA)	6 2		
										109	H	UC Santa Barbara	14 8
										109	H	UC Santa Barbara	7 6
										109	H	UC Santa Barbara	17 3
										109	H	UC Santa Barbara	8 10
										112	H	New Mexico St.	6 8
										146	A	Kennesaw St.	13 4
										166	H	Pepperdine	7 2
										166	H	Pepperdine	9 4
										166	H	Pepperdine	7 11
										187	A	CSU Bakersfield	10 2
										187	A	CSU Bakersfield	5 7
										187	A	CSU Bakersfield	4 5
										218	A	Georgia St.	2 3
										231	A	Pacific	6 0
										231	A	Pacific	5 2
										231	A	Pacific	12 1
										232	A	San Jose St.	2 4
										232	A	San Jose St.	2 3
										247	N	Northern Colo.	10 9
										247	N	Northern Colo.	6 0
										262	A	Utah Valley	8 3
-----													
LAST 10 GAMES													
				59	A	San Diego	12 8	166	H	Pepperdine	7 11		
				59	A	San Diego	9 8	262	A	Utah Valley	8 3		
				59	A	San Diego	3 6	231	A	Pacific	5 2		
				166	H	Pepperdine	9 4	231	A	Pacific	12 1		
				166	H	Pepperdine	7 2	231	A	Pacific	6 0		

Non-Div. I Games:

BYU

Average RPI Win:		136	WON-LOST		WINNING		LAST 10		STRENGTH OF		OPP. STRENGTH		TEAM	ADJ		CONF.	ADJ CONF.	
Average RPI Loss:		75	RECORD		PCT. RANK		GAMES		SCHEDULE		OF SCHEDULE		RPI	RPI		RPI	RPI	
DIV. I ONLY			27-12-0		.69231		24		7-3-0		146		32		59		.54999	
DIV. I NON-CONF.			14-7-0		.66667		48		2-1-0		39		3		25		.5786	
TOTALS		RPI 1-25		RPI 26-50		W-L RECORDS		RPI 51-100		RPI 101-150		RPI 150+						
27-12-0		1-2-0		3-3-0		OVERALL		8-4-0		7-2-0		8-1-0						
16-7-0		1-2-0		1-1-0		HOME		3-2-0		5-2-0		6-0-0						
10-4-0		0-0-0		1-1-0		AWAY		5-2-0		2-0-0		2-1-0						
1-1-0		0-0-0		1-1-0		NEUTRAL		0-0-0		0-0-0		0-0-0						
14-7-0		1-2-0		3-3-0		NON-CONFERENCE		6-0-0		4-2-0		0-0-0						
6-5-0		1-2-0		1-1-0		HOME		2-0-0		2-2-0		0-0-0						
7-1-0		0-0-0		1-0-		AWAY		4-0-0		2-0-0		0-0-0						
1-1-0		0-0-0		1-1-0		NEUTRAL		0-0-0		0-0-0		0-0-0						
13-5-0		0-0-0		0-0-0		CONFERENCE		2-4-0		3-0-0		8-1-0						
10-2-0		0-0-0		0-0-0		HOME		1-2-0		3-0-0		6-0-0						
3-3-0		0-0-0		0-0-0		AWAY		1-2-0		0-0-0		2-1-0						
0-0-0		0-0-0		0-0-0		NEUTRAL		0-0-0		0-0-0		0-0-0						
RPI	S	Opponent		Score		RPI	S	Opponent		Score		RPI	S	Opponent		Score		
20	H	Vanderbilt		3	2	31	N	Michigan		1	3	54	H	Oregon		7	2	
20	H	Vanderbilt		1	11	33	A	Cal St. Fullerton		2	13	58	H	BYU		6	3	
20	H	Vanderbilt		2	8	33	H	Cal St. Fullerton		2	9	58	H	BYU		8	9	
						33	N	Cal St. Fullerton		11	6	58	H	BYU		8	12	
						40	H	New Mexico		7	2	68	A	Gonzaga		4	1	
						49	A	UCLA		3	1	68	A	Gonzaga		0	3	
												68	A	Gonzaga		2	9	
												77	A	Tulane		5	4	
												77	A	Tulane		7	4	
												77	A	Tulane		11	4	
												77	A	Tulane		6	2	
												93	H	Notre Dame		6	2	
							</											

Non-Div. I Games:

San Diego

Average RPI Win: 156		WON-LOST	WINNING	LAST 10	STRENGTH OF		OPP. STRENGTH	TEAM	ADJ		CONF.	ADJ CONF.			
Average RPI Loss: 51		RECORD	PCT. RANK	GAMES	SCHEDULE		OF SCHEDULE	RPI	RPI		RPI	RPI			
DIV. I ONLY		27-15-0	.64286	49	85		49	60	.54989		2	2			
DIV. I NON-CONF.		19-5-0	.79167	14	170		193	49	.5572		3	3			
TOTALS		RPI 1-25	RPI 26-50		W-L RECORDS		RPI 51-100		RPI 101-150		RPI 150+				
27-15-0		2-9-0	2-2-0		OVERALL		0-0-0		9-2-0		14-2-0				
14-9-0		2-8-0	0-0-0		HOME		0-0-0		7-1-0		5-0-0				
8-4-0		0-1-0	1-2-0		AWAY		0-0-0		2-1-0		5-0-0				
5-2-0		0-0-0	1-0-0		NEUTRAL		0-0-0		0-0-0		4-2-0				
19-5-0		0-2-0	1-0-0		NON-CONFERENCE		0-0-0		7-1-0		11-2-0				
12-2-0		0-1-0	0-0-0		HOME		0-0-0		7-1-0		5-0-0				
2-1-0		0-1-0	0-0-		AWAY		0-0-0		0-0-0		2-0-0				
5-2-0		0-0-0	1-0-0		NEUTRAL		0-0-0		0-0-0		4-2-0				
8-10-0		2-7-0	1-2-0		CONFERENCE		0-0-0		2-1-0		3-0-0				
2-7-0		2-7-0	0-0-0		HOME		0-0-0		0-0-0		0-0-0				
6-3-0		0-0-0	1-2-0		AWAY		0-0-0		2-1-0		3-0-0				
0-0-0		0-0-0	0-0-0		NEUTRAL		0-0-0		0-0-0		0-0-0				
RPI S	Opponent	Score		RPI S	Opponent	Score		RPI S	Opponent	Score		RPI S	Opponent	Score	
4 H	Kentucky	9	8	30 N	Houston	4	2	105 H	Western Caro.	7	6	105 H	Western Caro.	7	6
4 H	Kentucky	1	6	44 A	Ole Miss	1	3	110 A	Georgia	0	3	110 A	Georgia	0	3
4 H	Kentucky	2	5	44 A	Ole Miss	6	9	110 A	Georgia	8	5	110 A	Georgia	8	5
9 H	Florida	1	2	44 A	Ole Miss	9	3	110 A	Georgia	6	1	110 A	Georgia	6	1
9 H	Florida	3	4					122 H	Ill.-Chicago	11	10	122 H	Ill.-Chicago	11	10
9 H	Florida	1	2					122 H	Ill.-Chicago	7	2	122 H	Ill.-Chicago	7	2
12 H	Arkansas	8	9					122 H	Ill.-Chicago	6	4	122 H	Ill.-Chicago	6	4
12 H	Arkansas	7	2					131 H	Southeast Mo. St.	5	6	131 H	Southeast Mo. St.	5	6
12 H	Arkansas	2	9					147 H	Appalachian St.	4	0	147 H	Appalachian St.	4	0
13 A	Missouri St.	1	5					147 H	Appalachian St.	7	1	147 H	Appalachian St.	7	1
13 H	Missouri St.	3	5					147 H	Appalachian St.	3	2	147 H	Appalachian St.	3	2
								170 N	Illinois	3	5	170 N	Illinois	3	5
								170 N	Illinois	7	6	170 N	Illinois	7	6
								178 N	Eastern Mich.	7	2	178 N	Eastern Mich.	7	2
								178 N	Eastern Mich.	6	5	178 N	Eastern Mich.	6	5
								178 N	Eastern Mich.	2	6	178 N	Eastern Mich.	2	6
								178 N	Eastern Mich.	27	9	178 N	Eastern Mich.	27	9
								190 A	Alabama	7	4	190 A	Alabama	7	4
								190 A	Alabama	9	5	190 A	Alabama	9	5
								190 A	Alabama	3	0	190 A	Alabama	3	0
								211 H	Eastern Ill.	10	1	211 H	Eastern Ill.	10	1
								216 A	A&M-Corpus Christi	9	0	216 A	A&M-Corpus Christi	9	0
								216 A	A&M-Corpus Christi	7	6	216 A	A&M-Corpus Christi	7	6
								230 H	Little Rock	11	8	230 H	Little Rock	11	8
								280 H	Ark.-Pine Bluff	15	6	280 H	Ark.-Pine Bluff	15	6
								280 H	Ark.-Pine Bluff	13	1	280 H	Ark.-Pine Bluff	13	1
								284 H	Chicago St.	7	6	284 H	Chicago St.	7	6
				LAST 10 GAMES											
13 A	Missouri St.	1	5	4 H	Kentucky	1	6	216 A	A&M-Corpus Christi	7	6	216 A	A&M-Corpus Christi	7	6
44 A	Ole Miss	6	9	4 H	Kentucky	9	8	230 H	Little Rock	11	8	230 H	Little Rock	11	8
44 A	Ole Miss	1	3	4 H	Kentucky	2	5	280 H	Ark.-Pine Bluff	15	6	280 H	Ark.-Pine Bluff	15	6
44 A	Ole Miss	9	3	280 H	Ark.-Pine Bluff	15	6	280 H	Ark.-Pine Bluff	13	1	280 H	Ark.-Pine Bluff	13	1
13 H	Missouri St.	3	5	280 H	Ark.-Pine Bluff	13	1	284 H	Chicago St.	7	6	284 H	Chicago St.	7	6

Non-Div. I Games:

Missouri



Liberty

Liberty

Average RPI Win: 166		WON-LOST RECORD		WINNING PCT. RANK		LAST 10 GAMES		STRENGTH OF SCHEDULE		OPP. STRENGTH OF SCHEDULE		TEAM RPI		ADJ RPI		CONF. RPI		ADJ CONF. RPI	
Average RPI Loss: 97																			
DIV. I ONLY		24-12-0		.66667 37		6-4-0		117		143		62		.54893 62		7		7	
DIV. I NON-CONF.		15-8-0		.65217 59		4-0-0		169		260		112		.51985 112		7		7	
TOTALS		RPI 1-25		RPI 26-50		W-L RECORDS		RPI 51-100		RPI 101-150		RPI 150+							
24-12-0		1-2-0		2-4-0		OVERALL		5-1-0		2-1-0		14-4-0							
11-7-0		1-2-0		1-2-0		HOME		1-0-0		1-0-0		7-3-0							
13-5-0		0-0-0		1-2-0		AWAY		4-1-0		1-1-0		7-1-0							
0-0-0		0-0-0		0-0-0		NEUTRAL		0-0-0		0-0-0		0-0-0							
15-8-0		1-2-0		0-0-0		NON-CONFERENCE		2-1-0		1-1-0		11-4-0							
9-5-0		1-2-0		0-0-0		HOME		1-0-0		0-0-0		7-3-0							
6-3-0		0-0-0		0-0-		AWAY		1-1-0		1-1-0		4-1-0							
0-0-0		0-0-0		0-0-0		NEUTRAL		0-0-0		0-0-0		0-0-0							
9-4-0		0-0-0		2-4-0		CONFERENCE		3-0-0		1-0-0		3-0-0							
2-2-0		0-0-0		1-2-0		HOME		0-0-0		1-0-0		0-0-0							
7-2-0		0-0-0		1-2-0		AWAY		3-0-0		0-0-0		3-0-0							
0-0-0		0-0-0		0-0-0		NEUTRAL		0-0-0		0-0-0		0-0-0							
RPI S	Opponent	Score		RPI S	Opponent	Score		RPI S	Opponent	Score		RPI S	Opponent	Score					
13 H	Missouri St.	5	2	28 A	Indiana	11	0	64 A	Kansas	5	2	103 H	Iowa	6	3				
13 H	Missouri St.	3	12	28 A	Indiana	12	13	72 A	California	1	7	142 A	UC Irvine	9	8				
13 H	Missouri St.	2	7	28 A	Indiana	0	4	82 A	Michigan St.	9	4	142 A	UC Irvine	5	7				
				41 H	Nebraska	3	5	82 A	Michigan St.	3	2	151 H	Hawaii	2	11				
				41 H	Nebraska	5	3	82 A	Michigan St.	4	3	151 H	Hawaii	0	4				
				41 H	Nebraska	4	9	96 H	Oral Roberts	4	3	162 A	Ohio St.	15	5				
												162 A	Ohio St.	6	5				
												162 A	Ohio St.	5	2				
												205 A	Sacramento St.	9	2				
												205 A	Sacramento St.	2	3				
												205 A	Sacramento St.	5	2				
												236 H	South Dakota St.	7	5				
												236 H	South Dakota St.	5	2				
												245 H	Milwaukee	5	4				
												249 A	Northern Ill.	3	2				
												276 A	North Dakota St.	6	1				
												276 H	North Dakota St.	1	3				
												276 H	North Dakota St.	7	1				
												281 H	Seattle U	11	7				
												281 H	Seattle U	6	3				
												281 H	Seattle U	13	4				
				LAST 10 GAMES															
				249 A	Northern Ill.	3	2	28 A	Indiana	0	4								
				41 H	Nebraska	4	9	28 A	Indiana	12	13								
				41 H	Nebraska	5	3	28 A	Indiana	11	0								
				41 H	Nebraska	3	5	276 A	North Dakota St.	6	1								
				236 H	South Dakota St.	5	2	276 H	North Dakota St.	7	1								

Non-Div. I Games:

Minnesota

Average RPI Win: 108		WON-LOST	WINNING	LAST 10	STRENGTH OF		OPP. STRENGTH	TEAM	ADJ		CONF.	ADJ CONF.
Average RPI Loss: 62		RECORD	PCT. RANK	GAMES	SCHEDULE		OF SCHEDULE	RPI	RPI		RPI	RPI
DIV. I ONLY		20-20-0	.5	145	4-6-0		15	28	63		4	4
DIV. I NON-CONF.		14-5-0	.73684	23	2-2-0		89	98	45		4	4
TOTALS		RPI 1-25	RPI 26-50		W-L RECORDS		RPI 51-100		RPI 101-150		RPI 150+	
20-20-0		3-9-0	4-1-0		OVERALL		3-5-0		5-4-0		5-1-0	
12-11-0		2-7-0	2-1-0		HOME		1-0-0		3-2-0		4-1-0	
8-9-0		1-2-0	2-0-0		AWAY		2-5-0		2-2-0		1-0-0	
0-0-0		0-0-0	0-0-0		NEUTRAL		0-0-0		0-0-0		0-0-0	
14-5-0		0-0-0	4-1-0		NON-CONFERENCE		2-0-0		3-3-0		5-1-0	
10-4-0		0-0-0	2-1-0		HOME		1-0-0		3-2-0		4-1-0	
4-1-0		0-0-0	2-0-		AWAY		1-0-0		0-1-0		1-0-0	
0-0-0		0-0-0	0-0-0		NEUTRAL		0-0-0		0-0-0		0-0-0	
6-15-0		3-9-0	0-0-0		CONFERENCE		1-5-0		2-1-0		0-0-0	
2-7-0		2-7-0	0-0-0		HOME		0-0-0		0-0-0		0-0-0	
4-8-0		1-2-0	0-0-0		AWAY		1-5-0		2-1-0		0-0-0	
0-0-0		0-0-0	0-0-0		NEUTRAL		0-0-0		0-0-0		0-0-0	
RPI S	Opponent	Score	RPI S	Opponent	Score	RPI S	Opponent	Score	RPI S	Opponent	Score	
2 H	Clemson	6 13	27 A	Auburn	11 8	58 H	BYU	5 3	110 A	Georgia	1 5	
2 H	Clemson	6 11	27 H	Auburn	4 7	71 A	Miami (FL)	7 5	110 H	Georgia	5 7	
2 H	Clemson	5 1	37 A	Mercer	11 3	71 A	Miami (FL)	7 17	116 A	Virginia Tech	6 4	
3 H	North Carolina	5 6	37 H	Mercer	8 5	71 A	Miami (FL)	8 10	116 A	Virginia Tech	13 3	
3 H	North Carolina	4 7	38 H	Oklahoma	2 0	79 A	Ga. Southern	10 3	116 A	Virginia Tech	4 8	
3 H	North Carolina	4 2				93 A	Notre Dame	3 4	123 H	Marshall	11 3	
5 H	Louisville	0 3				93 A	Notre Dame	6 9	143 H	Belmont	12 3	
5 H	Louisville	1 10				93 A	Notre Dame	3 4	143 H	Belmont	10 2	
5 H	Louisville	4 5							143 H	Belmont	5 11	
10 A	Wake Forest	8 17							198 H	Western Mich.	8 3	
10 A	Wake Forest	7 6							218 A	Georgia St.	7 0	
10 A	Wake Forest	4 8							218 H	Georgia St.	12 5	
									261 H	Youngstown St.	3 12	
									261 H	Youngstown St.	14 6	
									261 H	Youngstown St.	15 6	
LAST 10 GAMES												
110 H	Georgia	5 7	37 H	Mercer	8 5							
116 A	Virginia Tech	6 4	5 H	Louisville	4 5							
116 A	Virginia Tech	13 3	5 H	Louisville	1 10							
116 A	Virginia Tech	4 8	5 H	Louisville	0 3							
218 A	Georgia St.	7 0	110 A	Georgia	1 5							

Non-Div. I Games:

Georgia Tech

Average RPI Win:	110	WON-LOST RECORD	WINNING PCT. RANK	LAST 10 GAMES	STRENGTH OF SCHEDULE	OPP. STRENGTH OF SCHEDULE	TEAM RPI	ADJ RPI	CONF. RPI	ADJ CONF. RPI		
DIV. I ONLY		20-20-0	.5	145	7-3-0	19	39	64	.54645	64	1	1
DIV. I NON-CONF.		12-13-0	.48	167	2-1-0	75	86	136	.50505	136	1	1
<hr/>												
TOTALS	RPI 1-25	RPI 26-50		W-L RECORDS		RPI 51-100		RPI 101-150		RPI 150+		
20-20-0	3-8-0	6-3-0		OVERALL		2-5-0		4-2-0		5-2-0		
12-9-0	0-0-0	4-2-0		HOME		1-4-0		3-1-0		4-2-0		
8-9-0	3-7-0	2-1-0		AWAY		1-0-0		1-1-0		1-0-0		
0-2-0	0-1-0	0-0-0		NEUTRAL		0-1-0		0-0-0		0-0-0		
12-13-0	1-4-0	0-0-0		NON-CONFERENCE		2-5-0		4-2-0		5-2-0		
8-7-0	0-0-0	0-0-0		HOME		1-4-0		3-1-0		4-2-0		
4-4-0	1-3-0	0-0-		AWAY		1-0-0		1-1-0		1-0-0		
0-2-0	0-1-0	0-0-0		NEUTRAL		0-1-0		0-0-0		0-0-0		
8-7-0	2-4-0	6-3-0		CONFERENCE		0-0-0		0-0-0		0-0-0		
4-2-0	0-0-0	4-2-0		HOME		0-0-0		0-0-0		0-0-0		
4-5-0	2-4-0	2-1-0		AWAY		0-0-0		0-0-0		0-0-0		
0-0-0	0-0-0	0-0-0		NEUTRAL		0-0-0		0-0-0		0-0-0		
RPI	S	Opponent	Score	RPI	S	Opponent	Score	RPI	S	Opponent	Score	
8	A	West Virginia	0 8	36	H	Texas	5 4	61	N	Liberty	1 6	
8	A	West Virginia	1 10	36	H	Texas	3 5	62	H	Minnesota	2 5	
8	A	West Virginia	7 2	36	H	Texas	2 1	96	A	Oral Roberts	7 2	
11	A	TCU	1 5	38	A	Oklahoma	5 2	96	H	Oral Roberts	1 12	
11	A	TCU	4 3	38	A	Oklahoma	15 10	99	H	Samford	1 6	
11	A	TCU	1 3	38	A	Oklahoma	6 7	99	H	Samford	6 8	
13	A	Missouri St.	4 2	43	H	Oklahoma St.	4 2	99	H	Samford	6 4	
14	N	Virginia	6 9	43	H	Oklahoma St.	6 11					
19	A	Stanford	0 5	43	H	Oklahoma St.	6 5					
19	A	Stanford	0 6									
19	A	Stanford	2 4									
				LAST 10 GAMES								
				125	A	Grand Canyon	9 4	43	H	Oklahoma St.	4 2	
				38	A	Oklahoma	6 7	43	H	Oklahoma St.	6 5	
				38	A	Oklahoma	5 2	43	H	Oklahoma St.	6 11	
				38	A	Oklahoma	15 10	135	H	Wichita St.	8 6	
				135	A	Wichita St.	0 8	8	A	West Virginia	7 2	

Non-Div. I Games:

Kansas

Average RPI Win: 173		WON-LOST RECORD	WINNING PCT. RANK	LAST 10 GAMES	STRENGTH OF SCHEDULE	OPP. STRENGTH OF SCHEDULE	TEAM RPI	ADJ RPI		CONF. RPI	ADJ CONF. RPI						
Average RPI Loss: 129																	
DIV. I ONLY		23-15-0	.60526	73	7-3-0	120	188	65	.54561	65	16	15					
DIV. I NON-CONF.		10-12-0	.45455	185	1-1-0	84	186	99	.52511	99	9	9					
<hr/>																	
TOTALS		RPI 1-25		RPI 26-50		W-L RECORDS		RPI 51-100		RPI 101-150		RPI 150+					
23-15-0		0-2-0		0-0-0		OVERALL		0-0-0		7-7-0		16-6-0					
8-2-0		0-0-0		0-0-0		HOME		0-0-0		5-1-0		3-1-0					
11-12-0		0-2-0		0-0-0		AWAY		0-0-0		2-6-0		9-4-0					
4-1-0		0-0-0		0-0-0		NEUTRAL		0-0-0		0-0-0		4-1-0					
10-12-0		0-2-0		0-0-0		NON-CONFERENCE		0-0-0		1-5-0		9-5-0					
1-1-0		0-0-0		0-0-0		HOME		0-0-0		0-0-0		1-1-0					
5-10-0		0-2-0		0-0-		AWAY		0-0-0		1-5-0		4-3-0					
4-1-0		0-0-0		0-0-0		NEUTRAL		0-0-0		0-0-0		4-1-0					
13-3-0		0-0-0		0-0-0		CONFERENCE		0-0-0		6-2-0		7-1-0					
7-1-0		0-0-0		0-0-0		HOME		0-0-0		5-1-0		2-0-0					
6-2-0		0-0-0		0-0-0		AWAY		0-0-0		1-1-0		5-1-0					
0-0-0		0-0-0		0-0-0		NEUTRAL		0-0-0		0-0-0		0-0-0					
RPI	S	Opponent		Score		RPI	S	Opponent		Score		RPI	S	Opponent		Score	
2	A	Clemson		8	10							112	A	New Mexico St.		3	1
2	A	Clemson		6	10							112	A	New Mexico St.		5	16
												112	A	New Mexico St.		3	7
												112	A	New Mexico St.		5	18
												113	H	Dartmouth		8	0
												113	H	Dartmouth		11	3
												113	H	Dartmouth		6	1
												113	H	Dartmouth		2	7
												118	A	Cornell		7	2
												118	A	Cornell		4	6
												120	A	William & Mary		3	10
												120	A	William & Mary		6	7
												150	H	Columbia		5	4
												150	H	Columbia		6	3
												155	A	Hartford		13	11
												159	A	Wofford		17	8
												159	A	Wofford		18	15
												159	A	Wofford		2	3
												159	A	Wofford		2	6
												167	A	Fairfield		1	5
						179	N	Holy Cross		4	3						
						179	N	Holy Cross		7	1						
						179	N	Holy Cross		7	8						
						179	N	Holy Cross		4	0						
						185	H	Penn		6	2						
						185	H	Penn		5	4						
						188	A	Stony Brook		13	3						
						LAST 10 GAMES											
						113	H	Dartmouth		11	3	208	A	Harvard		7	12
						113	H	Dartmouth		8	0	208	A	Harvard		13	9
						113	H	Dartmouth		6	1	208	A	Harvard		21	13
						113	H	Dartmouth		2	7	208	A	Harvard		4	2
						266	H	Iona		9	5	259	H	Sacred Heart		6	9

Non-Div. I Games:

Yale

RPI	S	Opponent	Score	
207	A	Princeton	8	0
207	A	Princeton	3	1
208	A	Harvard	13	9
208	A	Harvard	7	12
208	A	Harvard	4	2
208	A	Harvard	21	13
248	N	Saint Joseph's	13	9
259	H	Sacred Heart	6	9
266	H	Iona	9	5

Yale

Y  
a  
l  
e

Y  
a  
l  
e

Average RPI Win:		160	WON-LOST RECORD		WINNING PCT. RANK		LAST 10 GAMES		STRENGTH OF SCHEDULE		OPP. STRENGTH OF SCHEDULE		TEAM RPI		ADJ RPI		CONF. RPI		ADJ CONF. RPI				
Average RPI Loss:		78																					
DIV. I ONLY			25-15-1		.62195 61		5-4-1		65		106		66		.54479 66		9		9				
DIV. I NON-CONF.			14-9-0		.6087 78		1-1-0		87		56		98		.52562 98		10		10				
TOTALS		RPI 1-25		RPI 26-50		W-L RECORDS		RPI 51-100		RPI 101-150		RPI 150+											
25-15-1		0-5-0		1-2-1		OVERALL		4-3-0		5-1-0		15-4-0											
16-10-1		0-3-0		1-2-1		HOME		2-2-0		4-1-0		9-2-0											
9-5-0		0-2-0		0-0-0		AWAY		2-1-0		1-0-0		6-2-0											
0-0-0		0-0-0		0-0-0		NEUTRAL		0-0-0		0-0-0		0-0-0											
14-9-0		0-5-0		0-1-0		NON-CONFERENCE		1-0-0		5-1-0		8-2-0											
11-7-0		0-3-0		0-1-0		HOME		1-0-0		4-1-0		6-2-0											
3-2-0		0-2-0		0-0-		AWAY		0-0-0		1-0-0		2-0-0											
0-0-0		0-0-0		0-0-0		NEUTRAL		0-0-0		0-0-0		0-0-0											
11-6-1		0-0-0		1-1-1		CONFERENCE		3-3-0		0-0-0		7-2-0											
5-3-1		0-0-0		1-1-1		HOME		1-2-0		0-0-0		3-0-0											
6-3-0		0-0-0		0-0-0		AWAY		2-1-0		0-0-0		4-2-0											
0-0-0		0-0-0		0-0-0		NEUTRAL		0-0-0		0-0-0		0-0-0											
RPI	S	Opponent		Score		RPI	S	Opponent		Score		RPI	S	Opponent		Score		RPI	S	Opponent		Score	
3	A	North Carolina		6	7	32	H	St. John's (NY)		4	7	52	A	South Ala.		3	4	105	H	Western Caro.		4	5
8	H	West Virginia		9	22	50	H	Louisiana		9	8	52	A	South Ala.		11	9	124	H	San Francisco		7	5
8	H	West Virginia		1	4	50	H	Louisiana		7	7	52	A	South Ala.		4	3	124	H	San Francisco		6	1
10	A	Wake Forest		9	19	50	H	Louisiana		0	1	79	H	Ga. Southern		2	3	132	H	Ball St.		1	0
10	H	Wake Forest		8	13							79	H	Ga. Southern		6	7	144	A	Col. of Charleston		8	5
												79	H	Ga. Southern		6	5	144	H	Col. of Charleston		16	7
												84	H	Winthrop		8	3	168	A	Texas St.		4	3
																		168	A	Texas St.		4	5
																		168	A	Texas St.		7	10
																		170	H	Illinois		3	2
																		170	H	Illinois		6	0
																		170	H	Illinois		6	7
																		186	H	Arkansas St.		6	1
																		186	H	Arkansas St.		11	6
																		186	H	Arkansas St.		5	0
																		193	A	UNCW		4	1
																		193	H	UNCW		13	2
																		214	H	Albany (NY)		14	0
																		218	A	Georgia St.		17	0
																		218	A	Georgia St.		4	0
																		218	A	Georgia St.		8	5
																		220	H	George Mason		9	8
																		228	A	The Citadel		9	6
																		229	H	James Madison		3	11
																		255	H	Richmond		8	5
				LAST 10 GAMES																			
				79	H	Ga. Southern		2	3	52	A	South Ala.		11	9	228	A	The Citadel		9	6		
				79	H	Ga. Southern		6	7	52	A	South Ala.		4	3	229	H	James Madison		3	11		
				79	H	Ga. Southern		6	5	10	A	Wake Forest		9	19	255	H	Richmond		8	5		
				144	A	Col. of Charleston		8	5	50	H	Louisiana		7	7								
				52	A	South Ala.		3	4	50	H	Louisiana		9	8								

Non-Div. I Games:

Coastal Caro.

FGCU

FGCU



Average RPI Win:	155	WON-LOST RECORD	WINNING PCT. RANK	LAST 10 GAMES	STRENGTH OF SCHEDULE	OPP. STRENGTH OF SCHEDULE	TEAM RPI	ADJ RPI	CONF. RPI	ADJ CONF. RPI					
DIV. I ONLY		25-14-0	.64103	50	9-1-0	193	30	68	.54374	68	12	12			
DIV. I NON-CONF.		11-10-0	.52381	130	2-0-0	98	2	51	.55519	51	11	11			
<hr/>															
TOTALS	RPI 1-25	RPI 26-50		W-L RECORDS		RPI 51-100		RPI 101-150		RPI 150+					
25-14-0	0-0-0	2-6-0		OVERALL		5-4-0		8-2-0		10-2-0					
9-3-0	0-0-0	0-0-0		HOME		3-2-0		3-1-0		3-0-0					
14-9-0	0-0-0	2-4-0		AWAY		2-2-0		3-1-0		7-2-0					
2-2-0	0-0-0	0-2-0		NEUTRAL		0-0-0		2-0-0		0-0-0					
11-10-0	0-0-0	2-6-0		NON-CONFERENCE		3-3-0		6-1-0		0-0-0					
2-1-0	0-0-0	0-0-0		HOME		1-1-0		1-0-0		0-0-0					
7-7-0	0-0-0	2-0-		AWAY		2-2-0		3-1-0		0-0-0					
2-2-0	0-0-0	0-2-0		NEUTRAL		0-0-0		2-0-0		0-0-0					
14-4-0	0-0-0	0-0-0		CONFERENCE		2-1-0		2-1-0		10-2-0					
7-2-0	0-0-0	0-0-0		HOME		2-1-0		2-1-0		3-0-0					
7-2-0	0-0-0	0-0-0		AWAY		0-0-0		0-0-0		7-2-0					
0-0-0	0-0-0	0-0-0		NEUTRAL		0-0-0		0-0-0		0-0-0					
RPI	S	Opponent	Score	RPI	S	Opponent	Score	RPI	S	Opponent	Score	RPI	S	Opponent	Score
				28	N	Indiana	3 12	51	H	Washington	4 5	109	A	UC Santa Barbara	4 1
				28	N	Indiana	1 5	51	H	Washington	8 7	121	A	Washington St.	7 3
				33	A	Cal St. Fullerton	3 4	59	H	San Diego	1 4	121	H	Washington St.	9 4
				33	A	Cal St. Fullerton	1 0	59	H	San Diego	3 0	124	H	San Francisco	2 7
				33	A	Cal St. Fullerton	2 3	59	H	San Diego	9 2	124	H	San Francisco	8 1
				49	A	UCLA	4 5	72	A	California	8 3	124	H	San Francisco	4 3
				49	A	UCLA	2 1	72	A	California	5 9	126	N	Duke	4 1
				49	A	UCLA	1 6	72	A	California	7 8	126	N	Duke	6 1
								72	A	California	5 2	136	A	UC Riverside	10 3
												139	A	Cal Poly	1 6
												166	A	Pepperdine	2 1
												166	A	Pepperdine	1 2
												166	A	Pepperdine	3 5
												231	H	Pacific	9 0
												231	H	Pacific	4 0
												231	H	Pacific	9 4
												268	A	Santa Clara	9 8
												268	A	Santa Clara	13 7
												268	A	Santa Clara	7 6
												279	A	Portland	7 4
												279	A	Portland	13 0
												279	A	Portland	3 2
LAST 10 GAMES															
				121	A	Washington St.	7 3	268	A	Santa Clara	9 8				
				279	A	Portland	3 2	268	A	Santa Clara	13 7				
				279	A	Portland	7 4	268	A	Santa Clara	7 6				
				279	A	Portland	13 0	59	H	San Diego	1 4				
				121	H	Washington St.	9 4	59	H	San Diego	3 0				

Non-Div. I Games:

Gonzaga

Average RPI Win: 158		WON-LOST	WINNING	LAST 10	STRENGTH OF	OPP. STRENGTH	TEAM	ADJ	CONF.	ADJ CONF.													
Average RPI Loss: 153		RECORD	PCT. RANK	GAMES	SCHEDULE	OF SCHEDULE	RPI	RPI	RPI	RPI													
DIV. I ONLY		25-12-0	.67568	33	8-2-0	219	113	69	.54359	69	21	21											
DIV. I NON-CONF.		14-9-0	.6087	78	2-0-0	114	59	39	.56506	39	18	18											
<hr/>																							
TOTALS		RPI 1-25		RPI 26-50		W-L RECORDS		RPI 51-100		RPI 101-150		RPI 150+											
25-12-0		0-2-0		0-0-0		OVERALL		5-1-0		10-3-0		10-6-0											
7-2-0		0-0-0		0-0-0		HOME		1-0-0		0-0-0		6-2-0											
17-9-0		0-2-0		0-0-0		AWAY		4-1-0		10-3-0		3-3-0											
1-1-0		0-0-0		0-0-0		NEUTRAL		0-0-0		0-0-0		1-1-0											
14-9-0		0-2-0		0-0-0		NON-CONFERENCE		5-1-0		7-3-0		2-3-0											
1-1-0		0-0-0		0-0-0		HOME		1-0-0		0-0-0		0-1-0											
12-7-0		0-2-0		0-0-		AWAY		4-1-0		7-3-0		1-1-0											
1-1-0		0-0-0		0-0-0		NEUTRAL		0-0-0		0-0-0		1-1-0											
11-3-0		0-0-0		0-0-0		CONFERENCE		0-0-0		3-0-0		8-3-0											
6-1-0		0-0-0		0-0-0		HOME		0-0-0		0-0-0		6-1-0											
5-2-0		0-0-0		0-0-0		AWAY		0-0-0		3-0-0		2-2-0											
0-0-0		0-0-0		0-0-0		NEUTRAL		0-0-0		0-0-0		0-0-0											
RPI	S	Opponent		Score		RPI	S	Opponent		Score		RPI	S	Opponent		Score							
10	A	Wake Forest		0	5			86	A	FIU		13	5	105	A	Western Caro.		2	10				
10	A	Wake Forest		2	7			86	A	FIU		6	7	105	A	Western Caro.		16	10				
								86	A	FIU		3	2	105	A	Western Caro.		2	1				
								86	A	FIU		3	2	115	A	Purdue		2	3				
								89	A	Pittsburgh		12	8	132	A	Ball St.		9	4				
								89	H	Pittsburgh		7	6	132	A	Ball St.		6	3				
														132	A	Ball St.		6	5				
														143	A	Belmont		5	4				
														143	A	Belmont		15	0				
														143	A	Belmont		3	0				
														144	A	Col. of Charleston		7	10				
														144	A	Col. of Charleston		13	5				
														144	A	Col. of Charleston		5	0				
														162	A	Ohio St.		8	9				
														172	N	Radford		9	1				
														200	H	Buffalo		9	1				
														200	H	Buffalo		2	9				
														200	H	Buffalo		14	0				
														201	H	Toledo		10	1				
														201	H	Toledo		3	2				
														201	H	Toledo		1	0				
														239	N	Quinnipiac		2	4				
														249	A	Northern Ill.		7	4				
														249	A	Northern Ill.		4	1				
														249	A	Northern Ill.		7	8				
														260	A	Bowling Green		3	9				
														260	H	Bowling Green		3	0				
<hr/>																							
LAST 10 GAMES																							
260 H Bowling Green						3	0	261 A Youngstown St.						6	3	249 A Northern Ill.						7	8
201 H Toledo						10	1	249 A Northern Ill.						4	1	249 A Northern Ill.						7	4
201 H Toledo						3	2	249 A Northern Ill.						7	4	260 A Bowling Green						3	9
201 H Toledo						1	0	249 A Northern Ill.						7	4	260 H Bowling Green						3	0
89 A Pittsburgh						12	8	260 A Bowling Green						3	9								

Non-Div. I Games:

Kent St.

RPI	S	Opponent	Score	
261	A	Youngstown St.	6	3
261	H	Youngstown St.	6	11

Kent St.

K  
e  
n  
t  
S  
t  
.

K  
e  
n  
t  
S  
t  
.

Average RPI Win:	123	WON-LOST RECORD	WINNING PCT. RANK	LAST 10 GAMES	STRENGTH OF SCHEDULE	OPP. STRENGTH OF SCHEDULE	TEAM RPI	ADJ RPI	CONF. RPI	ADJ CONF. RPI					
DIV. I ONLY		26-13-1	.6625	40	5-5-0	162	19	70	.54151	70	6	6			
DIV. I NON-CONF.		14-7-1	.65909	56	2-1-0	185	10	94	.52733	94	6	6			
<hr/>															
TOTALS	RPI 1-25	RPI 26-50		W-L RECORDS		RPI 51-100		RPI 101-150		RPI 150+					
26-13-1	1-0-0	3-2-1		OVERALL		7-7-0		5-1-0		10-3-0					
19-6-1	0-0-0	1-1-1		HOME		5-2-0		5-1-0		8-2-0					
7-7-0	1-0-0	2-1-0		AWAY		2-5-0		0-0-0		2-1-0					
0-0-0	0-0-0	0-0-0		NEUTRAL		0-0-0		0-0-0		0-0-0					
<hr/>															
14-7-1	1-0-0	1-1-1		NON-CONFERENCE		4-4-0		0-0-0		8-2-0					
12-4-1	0-0-0	1-1-1		HOME		3-1-0		0-0-0		8-2-0					
2-3-0	1-0-0	0-0-		AWAY		1-3-0		0-0-0		0-0-0					
0-0-0	0-0-0	0-0-0		NEUTRAL		0-0-0		0-0-0		0-0-0					
<hr/>															
12-6-0	0-0-0	2-1-0		CONFERENCE		3-3-0		5-1-0		2-1-0					
7-2-0	0-0-0	0-0-0		HOME		2-1-0		5-1-0		0-0-0					
5-4-0	0-0-0	2-1-0		AWAY		1-2-0		0-0-0		2-1-0					
0-0-0	0-0-0	0-0-0		NEUTRAL		0-0-0		0-0-0		0-0-0					
<hr/>															
RPI	S	Opponent	Score	RPI	S	Opponent	Score	RPI	S	Opponent	Score				
24	A	UCF	8 3	28	H	Indiana	4 8	67	A	FGCU	5 7	104	H	Middle Tenn.	7 6
				28	H	Indiana	6 2	67	H	FGCU	13 1	104	H	Middle Tenn.	10 1
				28	H	Indiana	6 6	71	A	Miami (FL)	2 8	104	H	Middle Tenn.	7 6
				45	A	Charlotte	13 10	71	A	Miami (FL)	5 7	123	H	Marshall	12 6
				45	A	Charlotte	7 4	71	H	Miami (FL)	2 5	123	H	Marshall	0 7
				45	A	Charlotte	5 11	78	A	Bethune-Cookman	12 6	123	H	Marshall	7 3
								78	H	Bethune-Cookman	9 6	170	H	Illinois	16 2
								81	H	Rice	8 2	170	H	Illinois	11 10
								81	H	Rice	3 2	170	H	Illinois	4 14
								81	H	Rice	4 5	189	H	Maine	11 3
								88	H	Rutgers	14 2	194	A	UAB	2 6
								98	A	UTSA	6 9	194	A	UAB	6 3
								98	A	UTSA	0 6	194	A	UAB	9 5
								98	A	UTSA	10 0	201	H	Toledo	11 8
												201	H	Toledo	10 3
												201	H	Toledo	4 6
												206	H	Monmouth	6 1
												206	H	Monmouth	16 5
												206	H	Monmouth	12 10
<hr/>															
LAST 10 GAMES															
67	H	FGCU	13 1	123	H	Marshall	0 7								
98	A	UTSA	10 0	123	H	Marshall	12 6								
98	A	UTSA	0 6	123	H	Marshall	7 3								
98	A	UTSA	6 9	24	A	UCF	8 3								
71	A	Miami (FL)	2 8	45	A	Charlotte	5 11								

**Non-Div. I Games:**

Fla. Atlantic

Average RPI Win: 85		WON-LOST	WINNING	LAST 10	STRENGTH OF		OPP. STRENGTH	TEAM	ADJ		CONF.	ADJ CONF.
Average RPI Loss: 55		RECORD	PCT. RANK	GAMES	SCHEDULE		OF SCHEDULE	RPI	RPI		RPI	RPI
DIV. I ONLY		19-20-0	.48718	160	6-4-0		26	7	71		.54059	71
DIV. I NON-CONF.		9-10-0	.47368	176	2-1-0		30	27	104		.52296	104
TOTALS		RPI 1-25	RPI 26-50		W-L RECORDS		RPI 51-100		RPI 101-150		RPI 150+	
19-20-0		2-7-0	1-1-0		OVERALL		11-9-0		3-3-0		2-0-0	
13-10-0		1-2-0	1-1-0		HOME		6-4-0		3-3-0		2-0-0	
6-10-0		1-5-0	0-0-0		AWAY		5-5-0		0-0-0		0-0-0	
0-0-0		0-0-0	0-0-0		NEUTRAL		0-0-0		0-0-0		0-0-0	
9-10-0		0-3-0	0-0-0		NON-CONFERENCE		6-5-0		1-2-0		2-0-0	
7-5-0		0-0-0	0-0-0		HOME		4-3-0		1-2-0		2-0-0	
2-5-0		0-3-0	0-0-		AWAY		2-2-0		0-0-0		0-0-0	
0-0-0		0-0-0	0-0-0		NEUTRAL		0-0-0		0-0-0		0-0-0	
10-10-0		2-4-0	1-1-0		CONFERENCE		5-4-0		2-1-0		0-0-0	
6-5-0		1-2-0	1-1-0		HOME		2-1-0		2-1-0		0-0-0	
4-5-0		1-2-0	0-0-0		AWAY		3-3-0		0-0-0		0-0-0	
0-0-0		0-0-0	0-0-0		NEUTRAL		0-0-0		0-0-0		0-0-0	
RPI S	Opponent	Score	RPI S	Opponent	Score	RPI S	Opponent	Score	RPI S	Opponent	Score	
3 A	North Carolina	3 6	26 H	Florida St.	5 4	57 A	North Carolina St.	2 5	113 H	Dartmouth	3 2	
3 A	North Carolina	6 2	26 H	Florida St.	3 6	57 A	North Carolina St.	3 5	113 H	Dartmouth	0 5	
3 A	North Carolina	2 7				57 A	North Carolina St.	7 5	113 H	Dartmouth	0 1	
9 A	Florida	2 6				63 H	Georgia Tech	17 7	126 H	Duke	7 0	
9 A	Florida	0 2				63 H	Georgia Tech	5 7	126 H	Duke	2 5	
9 A	Florida	0 1				63 H	Georgia Tech	10 8	126 H	Duke	9 7	
10 H	Wake Forest	1 2				67 A	FGCU	0 3	189 H	Maine	7 2	
10 H	Wake Forest	0 9				67 H	FGCU	4 5	189 H	Maine	4 3	
10 H	Wake Forest	5 1				70 A	Fla. Atlantic	5 2				
						70 H	Fla. Atlantic	8 2				
						70 H	Fla. Atlantic	7 5				
						86 A	FIU	8 7				
						86 A	FIU	2 3				
						86 H	FIU	1 12				
						88 H	Rutgers	8 4				
						88 H	Rutgers	3 0				
						88 H	Rutgers	6 17				
						89 A	Pittsburgh	5 3				
						89 A	Pittsburgh	1 0				
						89 A	Pittsburgh	3 10				
LAST 10 GAMES												
						86 A	FIU	8 7	89 A	Pittsburgh	1 0	
						26 H	Florida St.	5 4	89 A	Pittsburgh	3 10	
						26 H	Florida St.	3 6	67 H	FGCU	4 5	
						70 H	Fla. Atlantic	8 2	126 H	Duke	2 5	
						89 A	Pittsburgh	5 3	126 H	Duke	7 0	

Non-Div. I Games: St. Thomas (FL) 14 2

Miami (FL)

Average RPI Win:		107	WON-LOST RECORD		WINNING PCT. RANK		LAST 10 GAMES		STRENGTH OF SCHEDULE		OPP. STRENGTH OF SCHEDULE		TEAM RPI		ADJ RPI		CONF. RPI		ADJ CONF. RPI				
DIV. I ONLY			19-19-0		.5	145	5-5-0		34		20		72		.54057		72	3		3			
DIV. I NON-CONF.			8-10-0		.44444	190	0-2-0		9		62		68		.5415		68	2		2			
TOTALS		RPI 1-25		RPI 26-50			W-L RECORDS			RPI 51-100			RPI 101-150			RPI 150+							
19-19-0		0-7-0		1-5-0			OVERALL			4-5-0			11-2-0			3-0-0							
15-6-0		0-1-0		0-0-0			HOME			4-4-0			11-1-0			0-0-0							
4-13-0		0-6-0		1-5-0			AWAY			0-1-0			0-1-0			3-0-0							
0-0-0		0-0-0		0-0-0			NEUTRAL			0-0-0			0-0-0			0-0-0							
8-10-0		0-5-0		0-0-0			NON-CONFERENCE			3-3-0			2-2-0			3-0-0							
5-4-0		0-1-0		0-0-0			HOME			3-2-0			2-1-0			0-0-0							
3-6-0		0-4-0		0-0-			AWAY			0-1-0			0-1-0			3-0-0							
0-0-0		0-0-0		0-0-0			NEUTRAL			0-0-0			0-0-0			0-0-0							
11-9-0		0-2-0		1-5-0			CONFERENCE			1-2-0			9-0-0			0-0-0							
10-2-0		0-0-0		0-0-0			HOME			1-2-0			9-0-0			0-0-0							
1-7-0		0-2-0		1-5-0			AWAY			0-0-0			0-0-0			0-0-0							
0-0-0		0-0-0		0-0-0			NEUTRAL			0-0-0			0-0-0			0-0-0							
RPI	S	Opponent		Score		RPI	S	Opponent		Score		RPI	S	Opponent		Score		RPI	S	Opponent		Score	
6	A	Texas Tech		2	4	34	A	Utah		8	16	54	H	Oregon		4	1	101	H	Southern California		8	6
6	A	Texas Tech		2	3	34	A	Utah		3	9	54	H	Oregon		2	13	101	H	Southern California		9	8
6	A	Texas Tech		1	5	34	A	Utah		8	7	54	H	Oregon		1	7	101	H	Southern California		13	9
6	A	Texas Tech		2	11	49	A	UCLA		4	9	62	H	Minnesota		7	1	102	H	Arizona St.		10	2
19	A	Stanford		4	8	49	A	UCLA		5	9	68	H	Gonzaga		8	7	102	H	Arizona St.		6	4
19	A	Stanford		4	6	49	A	UCLA		0	20	68	H	Gonzaga		3	8	102	H	Arizona St.		9	6
23	H	Long Beach St.		1	3							68	H	Gonzaga		2	5	121	H	Washington St.		12	2
												68	H	Gonzaga		9	5	121	H	Washington St.		7	2
												80	A	Saint Mary's (CA)		7	24	121	H	Washington St.		9	5
																		124	A	San Francisco		2	7
																		139	H	Cal Poly		8	1
																		139	H	Cal Poly		4	3
																		139	H	Cal Poly		4	6
																		166	A	Pepperdine		3	1
																		166	A	Pepperdine		3	2
																		166	A	Pepperdine		12	7
LAST 10 GAMES																							
		124 A San Francisco		2	7	34	A	Utah		8	7												
		101 H Southern California		8	6	34	A	Utah		8	16												
		101 H Southern California		9	8	34	A	Utah		3	9												
		101 H Southern California		13	9	80	A	Saint Mary's (CA)		7	24												
		19 A Stanford		4	6	102	H	Arizona St.		10	2												

Non-Div. I Games:

California

Average RPI Win: 160		WON-LOST RECORD		WINNING PCT. RANK		LAST 10 GAMES		STRENGTH OF SCHEDULE		OPP. STRENGTH OF SCHEDULE		TEAM RPI		ADJ RPI		CONF. RPI		ADJ CONF. RPI	
DIV. I ONLY		22-19-0		.53659 120		4-6-0		39		62		73		.53977 73		5		5	
DIV. I NON-CONF.		20-9-0		.68966 41		2-0-0		50		61		37		.56839 37		5		5	
TOTALS		RPI 1-25		RPI 26-50		W-L RECORDS		RPI 51-100		RPI 101-150		RPI 150+							
22-19-0		0-5-0		3-13-0		OVERALL		1-0-0		7-1-0		11-0-0							
14-11-0		0-4-0		3-7-0		HOME		1-0-0		2-0-0		8-0-0							
8-8-0		0-1-0		0-6-0		AWAY		0-0-0		5-1-0		3-0-0							
0-0-0		0-0-0		0-0-0		NEUTRAL		0-0-0		0-0-0		0-0-0							
20-9-0		0-2-0		3-7-0		NON-CONFERENCE		1-0-0		5-0-0		11-0-0							
14-5-0		0-1-0		3-4-0		HOME		1-0-0		2-0-0		8-0-0							
6-4-0		0-1-0		0-0-		AWAY		0-0-0		3-0-0		3-0-0							
0-0-0		0-0-0		0-0-0		NEUTRAL		0-0-0		0-0-0		0-0-0							
2-10-0		0-3-0		0-6-0		CONFERENCE		0-0-0		2-1-0		0-0-0							
0-6-0		0-3-0		0-3-0		HOME		0-0-0		0-0-0		0-0-0							
2-4-0		0-0-0		0-3-0		AWAY		0-0-0		2-1-0		0-0-0							
0-0-0		0-0-0		0-0-0		NEUTRAL		0-0-0		0-0-0		0-0-0							
RPI	S	Opponent		Score		RPI	S	Opponent		Score		RPI	S	Opponent		Score			
3	A	North Carolina		2	3	30	A	Houston		1	8	61	H	Liberty		8	6		
3	H	North Carolina		2	6	30	A	Houston		3	17			105 H Western Caro.		5	4		
24	H	UCF		4	9	30	A	Houston		6	9			107 A Cincinnati		6	0		
24	H	UCF		0	7	32	H	St. John's (NY)		7	4			107 A Cincinnati		2	8		
24	H	UCF		7	8	37	H	Mercer		5	7			107 A Cincinnati		14	3		
						37	H	Mercer		2	8			126 A Duke		9	4		
						37	H	Mercer		7	10			144 A Col. of Charleston		12	7		
						42	H	UConn		2	3			144 A Col. of Charleston		15	12		
						42	H	UConn		1	5			147 H Appalachian St.		4	0		
						42	H	UConn		2	3			157 A Elon		11	7		
						44	A	Ole Miss		4	5			157 H Elon		7	2		
						44	A	Ole Miss		2	3			193 A UNCW		9	5		
						44	A	Ole Miss		6	8			193 H UNCW		10	2		
						45	H	Charlotte		3	0			234 H Towson		12	7		
						45	H	Charlotte		0	2			234 H Towson		8	5		
						45	H	Charlotte		10	7			234 H Towson		9	4		
														243 A Campbell		10	0		
														272 H La Salle		12	1		
														272 H La Salle		7	3		
														272 H La Salle		8	4		
LAST 10 GAMES																			
						107	A	Cincinnati		14	3	24	H	UCF		4	9		
						107	A	Cincinnati		6	0	24	H	UCF		7	8		
						107	A	Cincinnati		2	8	193	H	UNCW		10	2		
						193	A	UNCW		9	5	30	A	Houston		6	9		
						24	H	UCF		0	7	30	A	Houston		1	8		

Non-Div. I Games:

East Carolina

Average RPI Win:	147	WON-LOST RECORD	WINNING PCT. RANK	LAST 10 GAMES	STRENGTH OF SCHEDULE	OPP. STRENGTH OF SCHEDULE	TEAM RPI	ADJ RPI	CONF. RPI	ADJ CONF. RPI		
DIV. I ONLY		28-13-0	.68293	30	8-2-0	174	56	74	.53965	74	12	12
DIV. I NON-CONF.		14-9-0	.6087	78	1-1-0	174	14	110	.52132	110	11	11
<hr/>												
TOTALS	RPI 1-25	RPI 26-50		W-L RECORDS		RPI 51-100		RPI 101-150		RPI 150+		
28-13-0	0-0-0	0-2-0		OVERALL		4-3-0		13-7-0		11-1-0		
15-9-0	0-0-0	0-2-0		HOME		2-2-0		6-4-0		7-1-0		
13-4-0	0-0-0	0-0-0		AWAY		2-1-0		7-3-0		4-0-0		
0-0-0	0-0-0	0-0-0		NEUTRAL		0-0-0		0-0-0		0-0-0		
<hr/>												
14-9-0	0-0-0	0-2-0		NON-CONFERENCE		0-1-0		11-6-0		3-0-0		
8-7-0	0-0-0	0-2-0		HOME		0-1-0		6-4-0		2-0-0		
6-2-0	0-0-0	0-0-		AWAY		0-0-0		5-2-0		1-0-0		
0-0-0	0-0-0	0-0-0		NEUTRAL		0-0-0		0-0-0		0-0-0		
<hr/>												
14-4-0	0-0-0	0-0-0		CONFERENCE		4-2-0		2-1-0		8-1-0		
7-2-0	0-0-0	0-0-0		HOME		2-1-0		0-0-0		5-1-0		
7-2-0	0-0-0	0-0-0		AWAY		2-1-0		2-1-0		3-0-0		
0-0-0	0-0-0	0-0-0		NEUTRAL		0-0-0		0-0-0		0-0-0		
<hr/>												
RPI	S	Opponent	Score	RPI	S	Opponent	Score	RPI	S	Opponent	Score	
				31	H	Michigan	2 14	51	H	Washington	7 8	
				48	H	Tennessee	4 8					
								101	H	Southern California	4 3	
								102	A	Arizona St.	8 5	
								58	H	BYU	9 5	
								58	H	BYU	2 0	
								58	H	BYU	3 5	
								102	A	Arizona St.	1 2	
								80	A	Saint Mary's (CA)	7 0	
								109	H	UC Santa Barbara	3 6	
								80	A	Saint Mary's (CA)	12 3	
								109	H	UC Santa Barbara	1 0	
								80	A	Saint Mary's (CA)	0 1	
								109	H	UC Santa Barbara	8 2	
								121	H	Washington St.	7 3	
								121	H	Washington St.	18 5	
								121	H	Washington St.	3 6	
								121	H	Washington St.	4 7	
								124	A	San Francisco	6 5	
								124	A	San Francisco	3 2	
								124	A	San Francisco	0 4	
								136	H	UC Riverside	9 8	
								139	A	Cal Poly	4 0	
								139	A	Cal Poly	6 5	
								139	A	Cal Poly	1 16	
								142	A	UC Irvine	4 2	
								142	H	UC Irvine	6 7	
								166	A	Pepperdine	7 3	
								166	A	Pepperdine	4 2	
								166	A	Pepperdine	5 1	
								173	A	CSUN	18 10	
								173	H	CSUN	6 1	
								187	H	CSU Bakersfield	10 7	
								231	H	Pacific	5 4	

Non-Div. I Games:

Loyola Marymount



RPI	S	Opponent	Score	
231	H	Pacific	8	7
231	H	Pacific	15	6
268	H	Santa Clara	3	10
268	H	Santa Clara	6	3
268	H	Santa Clara	5	1

Loyola Marymount

L  
o  
y  
o  
l  
a  
M  
a  
r  
y  
m  
o  
u  
n  
t

L  
o  
y  
o  
l  
a  
M  
a  
r  
y  
m  
o  
u  
n  
t

Average RPI Win: 178		WON-LOST	WINNING	LAST 10	STRENGTH OF		OPP. STRENGTH	TEAM	ADJ	CONF.	ADJ CONF.
Average RPI Loss: 124		RECORD	PCT. RANK	GAMES	SCHEDULE		OF SCHEDULE	RPI	RPI	RPI	RPI
DIV. I ONLY		27-12-0	.69231	24	6-4-0		207	112	75	.53953	75
DIV. I NON-CONF.		14-9-0	.6087	78	4-2-0		56	42	34	.56951	34
TOTALS		RPI 1-25	RPI 26-50		W-L RECORDS		RPI 51-100		RPI 101-150		RPI 150+
27-12-0		3-4-0	0-0-0		OVERALL		1-0-0		1-2-0		22-6-0
17-2-0		0-0-0	0-0-0		HOME		0-0-0		1-0-0		16-2-0
9-9-0		3-4-0	0-0-0		AWAY		0-0-0		0-2-0		6-3-0
1-1-0		0-0-0	0-0-0		NEUTRAL		1-0-0		0-0-0		0-1-0
14-9-0		3-4-0	0-0-0		NON-CONFERENCE		1-0-0		1-2-0		9-3-0
7-1-0		0-0-0	0-0-0		HOME		0-0-0		1-0-0		6-1-0
6-7-0		3-4-0	0-0-		AWAY		0-0-0		0-2-0		3-1-0
1-1-0		0-0-0	0-0-0		NEUTRAL		1-0-0		0-0-0		0-1-0
13-3-0		0-0-0	0-0-0		CONFERENCE		0-0-0		0-0-0		13-3-0
10-1-0		0-0-0	0-0-0		HOME		0-0-0		0-0-0		10-1-0
3-2-0		0-0-0	0-0-0		AWAY		0-0-0		0-0-0		3-2-0
0-0-0		0-0-0	0-0-0		NEUTRAL		0-0-0		0-0-0		0-0-0
RPI S	Opponent	Score		RPI S	Opponent	Score		RPI S	Opponent	Score	
2 A	Clemson	2	6					89 N	Pittsburgh	3	1
2 A	Clemson	6	4					107 A	Cincinnati	2	4
2 A	Clemson	9	2					108 A	Xavier	4	7
4 A	Kentucky	1	15					108 H	Xavier	8	7
21 A	South Carolina	5	1					159 A	Wofford	3	0
21 A	South Carolina	5	10					161 A	Gardner-Webb	8	9
21 A	South Carolina	3	4					161 A	Gardner-Webb	8	6
								169 A	Valparaiso	3	1
								169 A	Valparaiso	0	9
								169 H	Valparaiso	6	1
								169 H	Valparaiso	7	0
								169 H	Valparaiso	2	1
								181 H	UT Martin	14	0
								181 H	UT Martin	12	5
								181 H	UT Martin	4	3
								201 H	Toledo	4	2
								203 N	Miami (OH)	3	4
								209 H	Oakland	13	9
								209 H	Oakland	8	3
								209 H	Oakland	7	0
								209 H	Oakland	4	5
								209 H	Oakland	7	5
								219 H	Ohio	3	4
								219 H	Ohio	6	1
								245 H	Milwaukee	4	0
								245 H	Milwaukee	5	3
								245 H	Milwaukee	2	1
								261 A	Youngstown St.	2	5
LAST 10 GAMES											
				169 A	Valparaiso	0	9	203 N	Miami (OH)	3	4
				169 A	Valparaiso	3	1	181 H	UT Martin	12	5
				209 H	Oakland	7	5	181 H	UT Martin	4	3
				209 H	Oakland	4	5	181 H	UT Martin	14	0
				107 A	Cincinnati	2	4	108 H	Xavier	8	7

Non-Div. I Games:

Wright St.

RPI	S	Opponent	Score	
261	A	Youngstown St.	16	4
261	A	Youngstown St.	11	8
265	A	USC Upstate	5	1
275	H	Dayton	5	4

Wright St.

W  
r  
i  
g  
h  
t  
S  
t  
.

W  
r  
i  
g  
h  
t  
S  
t  
.

Average RPI Win:		158	WON-LOST RECORD		WINNING PCT. RANK	LAST 10 GAMES		STRENGTH OF SCHEDULE		OPP. STRENGTH OF SCHEDULE	TEAM RPI	ADJ RPI	CONF. RPI	ADJ CONF. RPI					
DIV. I ONLY			25-17-0	.59524	78	9-1-0		106	91	76	.53914	76	20	20					
DIV. I NON-CONF.			15-14-0	.51724	137	2-0-0		52	48	96	.52617	96	22	22					
TOTALS		RPI 1-25		RPI 26-50		W-L RECORDS		RPI 51-100		RPI 101-150		RPI 150+							
25-17-0		3-6-0		0-2-0		OVERALL		6-4-0		2-1-0		14-4-0							
14-7-0		2-1-0		0-1-0		HOME		2-1-0		0-0-0		10-4-0							
10-9-0		1-5-0		0-1-0		AWAY		3-2-0		2-1-0		4-0-0							
1-1-0		0-0-0		0-0-0		NEUTRAL		1-1-0		0-0-0		0-0-0							
15-14-0		3-6-0		0-2-0		NON-CONFERENCE		4-2-0		0-0-0		8-4-0							
11-6-0		2-1-0		0-1-0		HOME		2-0-0		0-0-0		7-4-0							
3-7-0		1-5-0		0-0-		AWAY		1-1-0		0-0-0		1-0-0							
1-1-0		0-0-0		0-0-0		NEUTRAL		1-1-0		0-0-0		0-0-0							
10-3-0		0-0-0		0-0-0		CONFERENCE		2-2-0		2-1-0		6-0-0							
3-1-0		0-0-0		0-0-0		HOME		0-1-0		0-0-0		3-0-0							
7-2-0		0-0-0		0-0-0		AWAY		2-1-0		2-1-0		3-0-0							
0-0-0		0-0-0		0-0-0		NEUTRAL		0-0-0		0-0-0		0-0-0							
RPI	S	Opponent		Score		RPI	S	Opponent		Score		RPI	S	Opponent		Score			
8	A	West Virginia		8	2	26	A	Florida St.		9	10	146	A	Kennesaw St.		7	5		
8	A	West Virginia		3	5	26	H	Florida St.		5	6	146	A	Kennesaw St.		1	6		
8	A	West Virginia		1	8							146	A	Kennesaw St.		4	3		
9	H	Florida		3	2							169	H	Valparaiso		3	6		
18	A	South Fla.		6	12							169	H	Valparaiso		6	3		
24	A	UCF		0	4							169	H	Valparaiso		2	5		
24	A	UCF		1	10							177	H	Lipscomb		6	5		
24	H	UCF		3	10							177	H	Lipscomb		5	3		
24	H	UCF		7	1							177	H	Lipscomb		2	1		
												208	H	Harvard		2	1		
												208	H	Harvard		1	4		
												208	H	Harvard		12	1		
												208	H	Harvard		5	3		
												218	H	Georgia St.		2	5		
												218	H	Georgia St.		7	2		
												218	H	Georgia St.		9	8		
												222	A	Jackson St.		7	1		
												287	H	Savannah St.		9	7		
												291	A	NJIT		4	3		
												291	A	NJIT		13	11		
												291	A	NJIT		5	3		
LAST 10 GAMES																			
146 A Kennesaw St.						1	6	177 H Lipscomb						2	1				
146 A Kennesaw St.						7	5	177 H Lipscomb						6	5				
146 A Kennesaw St.						4	3	287 H Savannah St.						9	7				
91 H Florida A&M						10	6	291 A NJIT						4	3				
177 H Lipscomb						5	3	291 A NJIT						5	3				

Non-Div. I Games:

Jacksonville

Average RPI Win:	77	WON-LOST	WINNING	LAST 10	STRENGTH OF	OPP. STRENGTH	TEAM	ADJ	CONF.	ADJ CONF.		
Average RPI Loss:	99	RECORD	PCT. RANK	GAMES	SCHEDULE	OF SCHEDULE	RPI	RPI	RPI	RPI		
DIV. I ONLY		21-21-0	.5	145	7-3-0	18	60	77	.53855	77	5	5
DIV. I NON-CONF.		13-17-0	.43333	195	3-1-0	41	52	146	.50098	146	5	5
<hr/>												
TOTALS	RPI 1-25	RPI 26-50		W-L RECORDS		RPI 51-100		RPI 101-150		RPI 150+		
21-21-0	7-2-0	6-4-0		OVERALL		0-5-0		4-6-0		4-4-0		
15-12-0	6-2-0	4-1-0		HOME		0-4-0		2-1-0		3-4-0		
6-9-0	1-0-0	2-3-0		AWAY		0-1-0		2-5-0		1-0-0		
0-0-0	0-0-0	0-0-0		NEUTRAL		0-0-0		0-0-0		0-0-0		
13-17-0	5-1-0	2-2-0		NON-CONFERENCE		0-5-0		2-5-0		4-4-0		
10-11-0	4-1-0	1-1-0		HOME		0-4-0		2-1-0		3-4-0		
3-6-0	1-0-0	1-0-		AWAY		0-1-0		0-4-0		1-0-0		
0-0-0	0-0-0	0-0-0		NEUTRAL		0-0-0		0-0-0		0-0-0		
8-4-0	2-1-0	4-2-0		CONFERENCE		0-0-0		2-1-0		0-0-0		
5-1-0	2-1-0	3-0-0		HOME		0-0-0		0-0-0		0-0-0		
3-3-0	0-0-0	1-2-0		AWAY		0-0-0		2-1-0		0-0-0		
0-0-0	0-0-0	0-0-0		NEUTRAL		0-0-0		0-0-0		0-0-0		
<hr/>												
RPI S	Opponent	Score		RPI S	Opponent	Score		RPI S	Opponent	Score		
8 H	West Virginia	9	8	29 A	Southern Miss.	1	2	53 A	Southeastern La.	5	8	
8 H	West Virginia	6	0	29 H	Southern Miss.	10	8	59 H	San Diego	2	6	
8 H	West Virginia	5	18	30 A	Houston	7	1	59 H	San Diego	4	5	
17 A	LSU	7	6	30 A	Houston	7	8	59 H	San Diego	4	11	
17 H	LSU	9	6	30 A	Houston	2	12	59 H	San Diego	4	7	
18 H	South Fla.	6	4	42 H	UConn	3	1					
18 H	South Fla.	4	3	42 H	UConn	8	3					
18 H	South Fla.	5	7	42 H	UConn	6	5					
22 H	McNeese	10	2	50 A	Louisiana	6	4					
				50 H	Louisiana	0	1					
<hr/>												
LAST 10 GAMES												
17 H	LSU	9	6	50 H	Louisiana	0	1					
30 A	Houston	2	12	42 H	UConn	6	5					
30 A	Houston	7	8	42 H	UConn	3	1					
30 A	Houston	7	1	42 H	UConn	8	3					
29 H	Southern Miss.	10	8	160 H	Nicholls St.	9	3					

Non-Div. I Games:

Tulane

Average RPI Win:		160	WON-LOST RECORD		WINNING PCT. RANK		LAST 10 GAMES		STRENGTH OF SCHEDULE		OPP. STRENGTH OF SCHEDULE		TEAM RPI		ADJ RPI		CONF. RPI		ADJ CONF. RPI	
DIV. I ONLY			23-19-0		.54762 108		4-6-0		64		138		78		.53847 78		27		27	
DIV. I NON-CONF.			13-12-0		.52 135		0-2-0		7		76		47		.55954 47		27		27	
TOTALS		RPI 1-25		RPI 26-50		W-L RECORDS		RPI 51-100		RPI 101-150		RPI 150+								
23-19-0		0-2-0		0-0-0		OVERALL		11-14-0		1-0-0		11-3-0								
14-6-0		0-1-0		0-0-0		HOME		7-5-0		1-0-0		6-0-0								
9-13-0		0-1-0		0-0-0		AWAY		4-9-0		0-0-0		5-3-0								
0-0-0		0-0-0		0-0-0		NEUTRAL		0-0-0		0-0-0		0-0-0								
13-12-0		0-2-0		0-0-0		NON-CONFERENCE		9-10-0		1-0-0		3-0-0								
10-4-0		0-1-0		0-0-0		HOME		6-3-0		1-0-0		3-0-0								
3-8-0		0-1-0		0-0-		AWAY		3-7-0		0-0-0		0-0-0								
0-0-0		0-0-0		0-0-0		NEUTRAL		0-0-0		0-0-0		0-0-0								
10-7-0		0-0-0		0-0-0		CONFERENCE		2-4-0		0-0-0		8-3-0								
4-2-0		0-0-0		0-0-0		HOME		1-2-0		0-0-0		3-0-0								
6-5-0		0-0-0		0-0-0		AWAY		1-2-0		0-0-0		5-3-0								
0-0-0		0-0-0		0-0-0		NEUTRAL		0-0-0		0-0-0		0-0-0								
RPI	S	Opponent		Score		RPI	S	Opponent		Score		RPI	S	Opponent		Score				
24	A	UCF		1	5							61	A	Liberty		5	4			
24	H	UCF		4	5							61	A	Liberty		3	4			
												61	A	Liberty		1	6			
												67	A	FGCU		13	7			
												67	A	FGCU		4	7			
												67	A	FGCU		3	8			
												70	A	Fla. Atlantic		6	9			
												70	H	Fla. Atlantic		6	12			
												76	A	Jacksonville		9	24			
												76	H	Jacksonville		5	4			
												86	A	FIU		1	3			
												91	A	Florida A&M		9	10			
												91	A	Florida A&M		8	1			
												91	A	Florida A&M		1	3			
												91	H	Florida A&M		3	4			
												91	H	Florida A&M		6	11			
												91	H	Florida A&M		5	1			
												94	H	Tennessee Tech		3	1			
												94	H	Tennessee Tech		5	4			
												94	H	Tennessee Tech		0	5			
						LAST 10 GAMES														
						263 A N.C. Central						2	10							
						263 A N.C. Central						6	0							
						24 A UCF						1	5							
						91 A Florida A&M						8	1							
						91 A Florida A&M						9	10							

**Non-Div. I Games:**

Bethune-Cookman

RPI	S	Opponent	Score	
95	H	Boston College	3	2
95	H	Boston College	6	5
95	H	Boston College	2	1
100	A	North Florida	10	2
100	H	North Florida	4	5

91	A Florida A&M	1	3
86	A FIU	1	3
287	A Savannah St.	7	8
287	A Savannah St.	8	4
287	A Savannah St.	1	0

[illegible]

**Non-Div. I Games:**

Ga. Southern



RPI	S	Opponent	Score	
243	H	Campbell	9	8
287	A	Savannah St.	6	5
287	H	Savannah St.	11	7

Ga. Southern

G  
a  
.  
S  
o  
u  
t  
h  
e  
r  
n

G  
a  
.  
S  
o  
u  
t  
h  
e  
r  
n

[illegible]

**Non-Div. I Games:**

Saint Mary's (CA)

Average RPI Win: 91		WON-LOST	WINNING	LAST 10	STRENGTH OF		OPP. STRENGTH	TEAM	ADJ		CONF.	ADJ CONF.		
Average RPI Loss: 64		RECORD	PCT. RANK	GAMES	SCHEDULE		OF SCHEDULE	RPI	RPI		RPI	RPI		
DIV. I ONLY		16-25-0	.39024	230	6-4-0		2	53	81		.53664	81		
DIV. I NON-CONF.		9-14-0	.3913	214	1-0-0		3	31	72		.53941	72		
TOTALS		RPI 1-25	RPI 26-50		W-L RECORDS		RPI 51-100		RPI 101-150		RPI 150+			
16-25-0		2-3-0	6-10-0		OVERALL		4-8-0		0-1-0		4-3-0			
8-14-0		2-2-0	3-4-0		HOME		2-6-0		0-0-0		1-2-0			
8-11-0		0-1-0	3-6-0		AWAY		2-2-0		0-1-0		3-1-0			
0-0-0		0-0-0	0-0-0		NEUTRAL		0-0-0		0-0-0		0-0-0			
9-14-0		2-3-0	4-3-0		NON-CONFERENCE		2-4-0		0-1-0		1-3-0			
5-8-0		2-2-0	1-0-0		HOME		1-4-0		0-0-0		1-2-0			
4-6-0		0-1-0	3-0-		AWAY		1-0-0		0-1-0		0-1-0			
0-0-0		0-0-0	0-0-0		NEUTRAL		0-0-0		0-0-0		0-0-0			
7-11-0		0-0-0	2-7-0		CONFERENCE		2-4-0		0-0-0		3-0-0			
3-6-0		0-0-0	2-4-0		HOME		1-2-0		0-0-0		0-0-0			
4-5-0		0-0-0	0-3-0		AWAY		1-2-0		0-0-0		3-0-0			
0-0-0		0-0-0	0-0-0		NEUTRAL		0-0-0		0-0-0		0-0-0			
RPI	S	Opponent	Score		RPI	S	Opponent	Score		RPI	S	Opponent	Score	
11	A	TCU	5	13	29	H	Southern Miss.	4	15	53	H	Southeastern La.	4	8
19	H	Stanford	0	2	29	H	Southern Miss.	6	17	53	H	Southeastern La.	15	5
19	H	Stanford	12	2	29	H	Southern Miss.	11	4	53	H	Southeastern La.	4	12
19	H	Stanford	6	16	30	A	Houston	9	0	56	H	DBU	4	8
19	H	Stanford	4	0	30	H	Houston	4	3	70	A	Fla. Atlantic	2	3
					35	A	Old Dominion	5	6	70	A	Fla. Atlantic	5	4
					35	A	Old Dominion	2	3	70	A	Fla. Atlantic	2	8
					35	A	Old Dominion	0	2	86	H	FIU	5	7
					36	A	Texas	7	1	86	H	FIU	3	4
					36	A	Texas	1	6	86	H	FIU	8	4
					36	A	Texas	3	2	87	A	Sam Houston St.	5	3
					36	A	Texas	4	5	87	H	Sam Houston St.	2	6
					39	H	Louisiana Tech	3	2					
					39	H	Louisiana Tech	4	6					
					39	H	Louisiana Tech	0	6					
					46	A	Texas A&M	5	8					
LAST 10 GAMES														
250	A	Western Ky.	13	2	29	H	Southern Miss.	4	15					
250	A	Western Ky.	10	5	30	H	Houston	4	3					
250	A	Western Ky.	8	4	39	H	Louisiana Tech	0	6					
29	H	Southern Miss.	6	17	39	H	Louisiana Tech	3	2					
29	H	Southern Miss.	11	4	39	H	Louisiana Tech	4	6					

Non-Div. I Games:

Rice

Average RPI Win: 192		WON-LOST	WINNING	LAST 10	STRENGTH OF		OPP. STRENGTH	TEAM	ADJ	CONF.	ADJ CONF.
Average RPI Loss: 79		RECORD	PCT. RANK	GAMES	SCHEDULE		OF SCHEDULE	RPI	RPI	RPI	RPI
DIV. I ONLY		20-16-0	.55556	104	4-6-0		109	105	82	.53601	82
DIV. I NON-CONF.		15-8-0	.65217	59	2-1-0		167	128	55	.54949	55
TOTALS		RPI 1-25	RPI 26-50		W-L RECORDS		RPI 51-100		RPI 101-150		RPI 150+
20-16-0		0-6-0	0-1-0		OVERALL		0-4-0		2-1-0		18-4-0
6-5-0		0-0-0	0-0-0		HOME		0-3-0		1-0-0		5-2-0
11-9-0		0-5-0	0-1-0		AWAY		0-1-0		1-0-0		10-2-0
3-2-0		0-1-0	0-0-0		NEUTRAL		0-0-0		0-1-0		3-0-0
15-8-0		0-3-0	0-0-0		NON-CONFERENCE		0-1-0		2-1-0		13-3-0
4-1-0		0-0-0	0-0-0		HOME		0-0-0		1-0-0		3-1-0
8-5-0		0-2-0	0-0-		AWAY		0-1-0		1-0-0		7-2-0
3-2-0		0-1-0	0-0-0		NEUTRAL		0-0-0		0-1-0		3-0-0
5-8-0		0-3-0	0-1-0		CONFERENCE		0-3-0		0-0-0		5-1-0
2-4-0		0-0-0	0-0-0		HOME		0-3-0		0-0-0		2-1-0
3-4-0		0-3-0	0-1-0		AWAY		0-0-0		0-0-0		3-0-0
0-0-0		0-0-0	0-0-0		NEUTRAL		0-0-0		0-0-0		0-0-0
RPI S	Opponent	Score	RPI S	Opponent	Score	RPI S	Opponent	Score	RPI S	Opponent	Score
2 N	Clemson	2 9	31 A	Michigan	4 12	62 H	Minnesota	2 3	118 N	Cornell	1 2
21 A	South Carolina	2 3				62 H	Minnesota	3 4	128 H	Central Mich.	11 2
21 A	South Carolina	2 5				62 H	Minnesota	4 9	138 A	Furman	3 2
25 A	Maryland	2 12				93 A	Notre Dame	1 2	162 H	Ohio St.	6 5
25 A	Maryland	1 2							162 H	Ohio St.	8 13
25 A	Maryland	2 6							162 H	Ohio St.	2 0
									170 A	Illinois	12 4
									170 A	Illinois	17 6
									170 A	Illinois	12 1
									174 H	Fresno St.	8 2
									174 H	Fresno St.	9 5
									174 H	Fresno St.	10 4
									176 N	Presbyterian	10 2
									178 A	Eastern Mich.	3 4
									180 A	UNCG	1 4
									180 A	UNCG	5 4
									180 A	UNCG	22 16
									181 N	UT Martin	6 1
									198 H	Western Mich.	2 3
									243 N	Campbell	3 1
									252 A	Abilene Christian	19 7
									252 A	Abilene Christian	14 5
									252 A	Abilene Christian	9 7
									252 A	Abilene Christian	9 2
									255 A	Richmond	13 4
			LAST 10 GAMES								
			25 A	Maryland	2 6	162 H	Ohio St.	6 5			
			25 A	Maryland	1 2	162 H	Ohio St.	2 0			
			25 A	Maryland	2 12	93 A	Notre Dame	1 2			
			31 A	Michigan	4 12	174 H	Fresno St.	8 2			
			162 H	Ohio St.	8 13	174 H	Fresno St.	9 5			

Non-Div. I Games:

Michigan St.

Average RPI Win: 199		WON-LOST	WINNING	LAST 10	STRENGTH OF		OPP. STRENGTH	TEAM	ADJ		CONF.	ADJ CONF.			
Average RPI Loss: 141		RECORD	PCT. RANK	GAMES	SCHEDULE		OF SCHEDULE	RPI	RPI		RPI	RPI			
DIV. I ONLY		26-13-0	.66667	37	4-5-0		180	214	83	.53481	83	15	16		
DIV. I NON-CONF.		14-8-0	.63636	64	0-2-0		214	243	116	.51799	116	19	19		
TOTALS		RPI 1-25	RPI 26-50		W-L RECORDS		RPI 51-100		RPI 101-150		RPI 150+				
26-13-0		1-2-0	0-0-0		OVERALL		1-1-0		6-4-0		18-6-0				
17-1-0		0-0-0	0-0-0		HOME		0-0-0		3-0-0		14-1-0				
6-10-0		1-2-0	0-0-0		AWAY		0-0-0		3-3-0		2-5-0				
3-2-0		0-0-0	0-0-0		NEUTRAL		1-1-0		0-1-0		2-0-0				
14-8-0		1-2-0	0-0-0		NON-CONFERENCE		1-1-0		0-2-0		12-3-0				
8-1-0		0-0-0	0-0-0		HOME		0-0-0		0-0-0		8-1-0				
3-5-0		1-2-0	0-0-		AWAY		0-0-0		0-1-0		2-2-0				
3-2-0		0-0-0	0-0-0		NEUTRAL		1-1-0		0-1-0		2-0-0				
12-5-0		0-0-0	0-0-0		CONFERENCE		0-0-0		6-2-0		6-3-0				
9-0-0		0-0-0	0-0-0		HOME		0-0-0		3-0-0		6-0-0				
3-5-0		0-0-0	0-0-0		AWAY		0-0-0		3-2-0		0-3-0				
0-0-0		0-0-0	0-0-0		NEUTRAL		0-0-0		0-0-0		0-0-0				
RPI S	Opponent	Score		RPI S	Opponent	Score		RPI S	Opponent	Score		RPI S	Opponent	Score	
5 A	Louisville	2	20					76 N	Jacksonville	0	6	103 N	Iowa	7	14
8 A	West Virginia	1	5					76 N	Jacksonville	5	2	123 A	Marshall	3	4
16 A	Mississippi St.	13	8									131 H	Southeast Mo. St.	12	9
												131 H	Southeast Mo. St.	17	5
												131 H	Southeast Mo. St.	3	2
												143 A	Belmont	2	4
												143 A	Belmont	6	5
												143 A	Belmont	4	3
												145 A	Austin Peay	12	3
												145 A	Austin Peay	1	3
												181 A	UT Martin	5	9
												181 A	UT Martin	6	18
												181 A	UT Martin	0	1
												183 N	Alabama St.	7	5
												183 N	Alabama St.	8	1
												203 A	Miami (OH)	0	8
												212 H	Eastern Ky.	15	9
												212 H	Eastern Ky.	18	7
												212 H	Eastern Ky.	9	6
												219 A	Ohio	3	1
												222 A	Jackson St.	5	10
												222 A	Jackson St.	3	1
												240 H	Massachusetts	6	5
												240 H	Massachusetts	7	6
												240 H	Massachusetts	22	0
												244 H	SIUE	16	3
												244 H	SIUE	16	4
				LAST 10 GAMES											
				203 A	Miami (OH)	0	8	244 H	SIUE	16	3				
				145 A	Austin Peay	12	3	123 A	Marshall	3	4				
				145 A	Austin Peay	1	3	181 A	UT Martin	6	18				
				244 H	SIUE	28	15	181 A	UT Martin	5	9				
				244 H	SIUE	16	4	181 A	UT Martin	0	1				

Non-Div. I Games: West Va. Tech 19 6

Morehead St.

RPI	S	Opponent	Score	
244	H	SIUE	28	15
260	H	Bowling Green	5	6
260	H	Bowling Green	9	6
260	H	Bowling Green	11	7
261	H	Youngstown St.	23	9
292	H	Alabama A&M	12	2
292	H	Alabama A&M	13	6

Morehead St.

M  
o  
r  
e  
h  
e  
a  
d  
s  
t  
.

M  
o  
r  
e  
h  
e  
a  
d  
s  
t  
.

W  
i  
n  
t  
h  
r  
o  
p

Winthrop

RPI	S	Opponent	Score	
228	A	The Citadel	8	34
228	H	The Citadel	6	4
254	A	Longwood	7	9
254	A	Longwood	15	4
254	A	Longwood	7	3

Winthrop

W  
i  
n  
t  
h  
r  
o  
p

W  
i  
n  
t  
h  
r  
o  
p



Average RPI Win:		157	WON-LOST RECORD		WINNING PCT. RANK	LAST 10 GAMES		STRENGTH OF SCHEDULE		OPP. STRENGTH OF SCHEDULE	TEAM RPI	ADJ RPI	CONF. RPI	ADJ CONF. RPI			
DIV. I ONLY			21-16-0		.56757	97	7-3-0	52		172	85	.53342	85	11	11		
DIV. I NON-CONF.			16-12-0		.57143	104	2-0-0	59		123	82	.53495	82	16	16		
TOTALS		RPI 1-25		RPI 26-50		W-L RECORDS		RPI 51-100		RPI 101-150		RPI 150+					
21-16-0		1-2-0		3-5-0		OVERALL		3-2-0		3-5-0		11-2-0					
12-6-0		0-0-0		1-2-0		HOME		1-0-0		1-2-0		9-2-0					
6-4-0		1-2-0		0-0-0		AWAY		1-0-0		2-2-0		2-0-0					
3-6-0		0-0-0		2-3-0		NEUTRAL		1-2-0		0-1-0		0-0-0					
16-12-0		1-2-0		3-5-0		NON-CONFERENCE		3-2-0		1-1-0		8-2-0					
8-4-0		0-0-0		1-2-0		HOME		1-0-0		0-0-0		6-2-0					
5-2-0		1-2-0		0-0-		AWAY		1-0-0		1-0-0		2-0-0					
3-6-0		0-0-0		2-3-0		NEUTRAL		1-2-0		0-1-0		0-0-0					
5-4-0		0-0-0		0-0-0		CONFERENCE		0-0-0		2-4-0		3-0-0					
4-2-0		0-0-0		0-0-0		HOME		0-0-0		1-2-0		3-0-0					
1-2-0		0-0-0		0-0-0		AWAY		0-0-0		1-2-0		0-0-0					
0-0-0		0-0-0		0-0-0		NEUTRAL		0-0-0		0-0-0		0-0-0					
RPI	S	Opponent		Score		RPI	S	Opponent		Score		RPI	S	Opponent		Score	
9	A	Florida		0	8	31	N	Michigan		5	4	52	N	South Ala.		3	2
9	A	Florida		3	2	31	N	Michigan		7	10	53	N	Southeastern La.		1	13
9	A	Florida		3	4	31	N	Michigan		7	8	54	N	Oregon		0	1
						31	N	Michigan		8	6	88	A	Rutgers		9	6
						42	H	UConn		1	2	88	H	Rutgers		10	9
						42	H	UConn		3	2						
						42	H	UConn		0	4						
						48	N	Tennessee		5	12						
						LAST 10 GAMES											
						215	H	Georgetown		10	5	108	A	Xavier		0	9
						215	H	Georgetown		5	4	108	A	Xavier		6	3
						215	H	Georgetown		11	2	108	A	Xavier		1	2
						88	H	Rutgers		10	9	140	H	Butler		1	4
						88	A	Rutgers		9	6	140	H	Butler		7	1

Non-Div. I Games:

Seton Hall

Average RPI Win: 128		WON-LOST RECORD		WINNING PCT. RANK		LAST 10 GAMES		STRENGTH OF SCHEDULE		OPP. STRENGTH OF SCHEDULE		TEAM RPI		ADJ RPI		CONF. RPI		ADJ CONF. RPI					
DIV. I ONLY		25-17-0		.59524		78		7-3-0		96		71		86		.53315		86		6		6	
DIV. I NON-CONF.		15-9-0		.625		68		3-1-0		106		111		101		.52491		101		6		6	
TOTALS		RPI 1-25		RPI 26-50		W-L RECORDS		RPI 51-100		RPI 101-150		RPI 150+											
25-17-0		1-1-0		2-4-0		OVERALL		10-6-0		3-3-0		9-3-0											
15-12-0		0-0-0		1-2-0		HOME		6-5-0		1-2-0		7-3-0											
10-5-0		1-1-0		1-2-0		AWAY		4-1-0		2-1-0		2-0-0											
0-0-0		0-0-0		0-0-0		NEUTRAL		0-0-0		0-0-0		0-0-0											
15-9-0		1-1-0		0-0-0		NON-CONFERENCE		6-4-0		1-2-0		7-2-0											
10-8-0		0-0-0		0-0-0		HOME		4-4-0		1-2-0		5-2-0											
5-1-0		1-1-0		0-0-		AWAY		2-0-0		0-0-0		2-0-0											
0-0-0		0-0-0		0-0-0		NEUTRAL		0-0-0		0-0-0		0-0-0											
10-8-0		0-0-0		2-4-0		CONFERENCE		4-2-0		2-1-0		2-1-0											
5-4-0		0-0-0		1-2-0		HOME		2-1-0		0-0-0		2-1-0											
5-4-0		0-0-0		1-2-0		AWAY		2-1-0		2-1-0		0-0-0											
0-0-0		0-0-0		0-0-0		NEUTRAL		0-0-0		0-0-0		0-0-0											
RPI	S	Opponent		Score		RPI	S	Opponent		Score		RPI	S	Opponent		Score							
16	A	Mississippi St.		7	9	29	A	Southern Miss.		1	5	67	A	FGCU		12	5						
16	A	Mississippi St.		8	3	29	A	Southern Miss.		4	15	67	H	FGCU		7	0						
						29	A	Southern Miss.		10	4	69	H	Kent St.		2	3						
						45	H	Charlotte		5	4	69	H	Kent St.		2	3						
						45	H	Charlotte		0	4	69	H	Kent St.		5	13						
						45	H	Charlotte		7	8	69	H	Kent St.		7	6						
												71	A	Miami (FL)		12	1						
												71	H	Miami (FL)		7	8						
												71	H	Miami (FL)		3	2						
												78	H	Bethune-Cookman		3	1						
												81	A	Rice		7	5						
												81	A	Rice		4	8						
												81	A	Rice		4	3						
												98	H	UTSA		4	3						
												98	H	UTSA		5	10						
												98	H	UTSA		7	6						
														256 H Manhattan		5	1						
														256 H Manhattan		5	3						
														256 H Manhattan		7	3						
														256 H Manhattan		2	3						
LAST 10 GAMES																							
						71	H	Miami (FL)		7	8	67	A	FGCU		12	5						
						123	A	Marshall		4	3	98	H	UTSA		4	3						
						123	A	Marshall		11	5	98	H	UTSA		5	10						
						123	A	Marshall		6	22	98	H	UTSA		7	6						
						67	H	FGCU		7	0	78	H	Bethune-Cookman		3	1						

Non-Div. I Games:

FIU

Average RPI Win:		152	WON-LOST RECORD		WINNING PCT. RANK		LAST 10 GAMES		STRENGTH OF SCHEDULE		OPP. STRENGTH OF SCHEDULE		TEAM RPI		ADJ RPI		CONF. RPI		ADJ CONF. RPI					
DIV. I ONLY			27-14-0		.65854		42		5-5-0		168		65		87		.53234		87		13		13	
DIV. I NON-CONF.			14-9-0		.6087		78		3-0-0		155		11		118		.5165		118		14		14	
TOTALS		RPI 1-25		RPI 26-50		W-L RECORDS		RPI 51-100		RPI 101-150		RPI 150+												
27-14-0		1-1-0		3-4-0		OVERALL		1-1-0		8-5-0		14-3-0												
18-8-0		0-1-0		1-3-0		HOME		0-1-0		7-0-0		10-3-0												
8-6-0		1-0-0		1-1-0		AWAY		1-0-0		1-5-0		4-0-0												
1-0-0		0-0-0		1-0-0		NEUTRAL		0-0-0		0-0-0		0-0-0												
14-9-0		1-1-0		3-4-0		NON-CONFERENCE		1-1-0		4-0-0		5-3-0												
9-8-0		0-1-0		1-3-0		HOME		0-1-0		4-0-0		4-3-0												
4-1-0		1-0-0		1-0-		AWAY		1-0-0		0-0-0		1-0-0												
1-0-0		0-0-0		1-0-0		NEUTRAL		0-0-0		0-0-0		0-0-0												
13-5-0		0-0-0		0-0-0		CONFERENCE		0-0-0		4-5-0		9-0-0												
9-0-0		0-0-0		0-0-0		HOME		0-0-0		3-0-0		6-0-0												
4-5-0		0-0-0		0-0-0		AWAY		0-0-0		1-5-0		3-0-0												
0-0-0		0-0-0		0-0-0		NEUTRAL		0-0-0		0-0-0		0-0-0												
RPI	S	Opponent		Score		RPI	S	Opponent		Score		RPI	S	Opponent		Score		RPI	S	Opponent		Score		
15	A	Baylor		7	4	30	A	Houston		12	2	81	A	Rice		6	2	117	H	UT Arlington		14	2	
15	H	Baylor		5	6	30	N	Houston		5	4	81	H	Rice		3	5	119	A	SFA		2	12	
						36	A	Texas		1	8							119	A	SFA		1	5	
						36	H	Texas		2	7							119	A	SFA		3	2	
						50	H	Louisiana		1	6							129	A	Central Ark.		3	5	
						50	H	Louisiana		0	2							129	A	Central Ark.		5	7	
						50	H	Louisiana		8	3							129	A	Central Ark.		2	3	
																		130	H	Lamar University		3	1	
																		130	H	Lamar University		9	4	
																		130	H	Lamar University		6	4	
																		137	H	Bradley		8	2	
																		137	H	Bradley		7	1	
																		137	H	Bradley		14	7	
																		160	H	Nicholls St.		11	2	
																		160	H	Nicholls St.		6	5	
																		160	H	Nicholls St.		8	3	
																		166	H	Pepperdine		2	1	
																		168	A	Texas St.		7	4	
																		200	H	Buffalo		4	10	
																		200	H	Buffalo		3	5	
																		200	H	Buffalo		20	5	
								LAST 10 GAMES										216	H	A&M-Corpus Christi		12	3	
						30	A	Houston		12	2							216	H	A&M-Corpus Christi		19	1	
						129	A	Central Ark.		5	7							216	H	A&M-Corpus Christi		6	3	
						129	A	Central Ark.		3	5							224	H	Nevada		8	2	
						129	A	Central Ark.		2	3							224	H	Nevada		4	5	
						30	N	Houston		5	4							224	H	Nevada		1	0	

Non-Div. I Games:

Sam Houston St.

RPI	S	Opponent	Score	
252	A	Abilene Christian	13	3
252	A	Abilene Christian	14	3
252	A	Abilene Christian	19	12

Sam Houston St.

S  
a  
m  
H  
o  
u  
s  
t  
o  
n  
S  
t  
.

S  
a  
m  
H  
o  
u  
s  
t  
o  
n  
S  
t  
.

Average RPI Win: 172		WON-LOST	WINNING	LAST 10	STRENGTH OF		OPP. STRENGTH	TEAM	ADJ		CONF.	ADJ CONF.
Average RPI Loss: 76		RECORD	PCT. RANK	GAMES	SCHEDULE		OF SCHEDULE	RPI	RPI		RPI	RPI
DIV. I ONLY		15-22-0	.40541	218	5-5-0		32	125	88		7	7
DIV. I NON-CONF.		11-17-0	.39286	213	1-3-0		49	112	93		7	7
TOTALS		RPI 1-25	RPI 26-50		W-L RECORDS		RPI 51-100		RPI 101-150		RPI 150+	
15-22-0		0-6-0	1-2-0		OVERALL		3-10-0		4-2-0		7-2-0	
4-6-0		0-3-0	0-0-0		HOME		0-1-0		2-1-0		2-1-0	
11-16-0		0-3-0	1-2-0		AWAY		3-9-0		2-1-0		5-1-0	
0-0-0		0-0-0	0-0-0		NEUTRAL		0-0-0		0-0-0		0-0-0	
11-17-0		0-3-0	1-2-0		NON-CONFERENCE		3-10-0		0-0-0		7-2-0	
2-2-0		0-0-0	0-0-0		HOME		0-1-0		0-0-0		2-1-0	
9-15-0		0-3-0	1-0-		AWAY		3-9-0		0-0-0		5-1-0	
0-0-0		0-0-0	0-0-0		NEUTRAL		0-0-0		0-0-0		0-0-0	
4-5-0		0-3-0	0-0-0		CONFERENCE		0-0-0		4-2-0		0-0-0	
2-4-0		0-3-0	0-0-0		HOME		0-0-0		2-1-0		0-0-0	
2-1-0		0-0-0	0-0-0		AWAY		0-0-0		2-1-0		0-0-0	
0-0-0		0-0-0	0-0-0		NEUTRAL		0-0-0		0-0-0		0-0-0	
RPI S	Opponent	Score	RPI S	Opponent	Score	RPI S	Opponent	Score	RPI S	Opponent	Score	
14 A	Virginia	3 7	35 A	Old Dominion	8 5	67 A	FGCU	3 8	103 A	Iowa	5 3	
14 A	Virginia	4 12	35 A	Old Dominion	4 15	67 A	FGCU	2 5	103 A	Iowa	3 8	
14 A	Virginia	2 18	35 A	Old Dominion	2 6	67 A	FGCU	4 13	103 A	Iowa	13 5	
25 H	Maryland	1 5				70 A	Fla. Atlantic	2 14	115 H	Purdue	8 2	
25 H	Maryland	1 9				71 A	Miami (FL)	17 6	115 H	Purdue	7 6	
25 H	Maryland	1 6				71 A	Miami (FL)	0 3	115 H	Purdue	6 7	
						71 A	Miami (FL)	4 8	206 H	Monmouth	6 4	
						85 A	Seton Hall	9 10	223 H	Rider	2 7	
						85 H	Seton Hall	6 9	264 A	Villanova	2 3	
						100 A	North Florida	2 1	265 A	USC Upstate	10 7	
						100 A	North Florida	2 13	265 A	USC Upstate	11 3	
						100 A	North Florida	1 15	265 A	USC Upstate	5 1	
						100 A	North Florida	12 4	266 A	Iona	12 3	
									277 H	Wagner	9 2	
									294 A	Lafayette	28 4	
LAST 10 GAMES												
			103 A	Iowa	13 5	115 H	Purdue	8 2				
			103 A	Iowa	5 3	115 H	Purdue	7 6				
			103 A	Iowa	3 8	115 H	Purdue	6 7				
			85 A	Seton Hall	9 10	294 A	Lafayette	28 4				
			85 H	Seton Hall	6 9	264 A	Villanova	2 3				

Non-Div. I Games:

Rutgers

Average RPI Win:	156	WON-LOST RECORD	WINNING PCT. RANK	LAST 10 GAMES	STRENGTH OF SCHEDULE	OPP. STRENGTH OF SCHEDULE	TEAM RPI	ADJ RPI	CONF. RPI	ADJ CONF. RPI		
DIV. I ONLY		17-20-0	.45946	186	3-7-0	33	68	89	.52953	89	4	4
DIV. I NON-CONF.		9-7-0	.5625	109	1-1-0	131	224	106	.52179	106	4	4
-----												
TOTALS	RPI 1-25	RPI 26-50		W-L RECORDS		RPI 51-100		RPI 101-150		RPI 150+		
17-20-0	1-9-0	0-0-0		OVERALL		2-8-0		5-1-0		9-2-0		
7-8-0	1-3-0	0-0-0		HOME		2-5-0		3-0-0		1-0-0		
4-10-0	0-6-0	0-0-0		AWAY		0-1-0		2-1-0		2-2-0		
6-2-0	0-0-0	0-0-0		NEUTRAL		0-2-0		0-0-0		6-0-0		
9-7-0	0-1-0	0-0-0		NON-CONFERENCE		0-4-0		0-0-0		9-2-0		
1-2-0	0-1-0	0-0-0		HOME		0-1-0		0-0-0		1-0-0		
2-3-0	0-0-0	0-0-		AWAY		0-1-0		0-0-0		2-2-0		
6-2-0	0-0-0	0-0-0		NEUTRAL		0-2-0		0-0-0		6-0-0		
8-13-0	1-8-0	0-0-0		CONFERENCE		2-4-0		5-1-0		0-0-0		
6-6-0	1-2-0	0-0-0		HOME		2-4-0		3-0-0		0-0-0		
2-7-0	0-6-0	0-0-0		AWAY		0-0-0		2-1-0		0-0-0		
0-0-0	0-0-0	0-0-0		NEUTRAL		0-0-0		0-0-0		0-0-0		
RPI S	Opponent	Score	RPI S	Opponent	Score	RPI S	Opponent	Score	RPI S	Opponent	Score	
3	H North Carolina	1 3				69	A Kent St.	6 7	116	H Virginia Tech	9 5	
3	H North Carolina	2 5				69	H Kent St.	8 12	116	H Virginia Tech	3 2	
3	H North Carolina	11 9				71	H Miami (FL)	3 5	116	H Virginia Tech	8 2	
5	A Louisville	1 3				71	H Miami (FL)	0 1	126	A Duke	9 8	
5	A Louisville	0 3				71	H Miami (FL)	10 3	126	A Duke	0 14	
5	A Louisville	2 8				75	N Wright St.	1 3	126	A Duke	6 2	
8	H West Virginia	4 8				92	N Kansas St.	4 5	158	N Delaware	5 3	
14	A Virginia	3 4				93	H Notre Dame	3 4	158	N Delaware	3 2	
14	A Virginia	2 5				93	H Notre Dame	5 10	159	A Wofford	3 4	
14	A Virginia	1 12				93	H Notre Dame	2 1	162	N Ohio St.	7 2	
									204	A Penn St.	9 1	
									204	H Penn St.	3 2	
									242	N Siena	11 5	
									242	N Siena	6 4	
									242	N Siena	8 2	
									265	A USC Upstate	3 1	
									265	A USC Upstate	5 9	
			LAST 10 GAMES									
	3	H North Carolina	11	9	71	H Miami (FL)	3	5				
	3	H North Carolina	1	3	71	H Miami (FL)	0	1				
	3	H North Carolina	2	5	71	H Miami (FL)	10	3				
	69	H Kent St.	8	12	14	A Virginia	3	4				
	204	A Penn St.	9	1	14	A Virginia	2	5				

Non-Div. I Games:

Pittsburgh

V  
C  
U

VCU

RPI	S	Opponent	Score	
240	A	Massachusetts	2	0
240	A	Massachusetts	8	0
254	H	Longwood	5	4
272	H	La Salle	3	0
272	H	La Salle	7	0
272	H	La Salle	8	1

VCU

V  
C  
U

V  
C  
U



Average RPI Win:	170	WON-LOST	WINNING	LAST 10	STRENGTH OF	OPP. STRENGTH	TEAM	ADJ	CONF.	ADJ CONF.				
Average RPI Loss:	128	RECORD	PCT. RANK	GAMES	SCHEDULE	OF SCHEDULE	RPI	RPI	RPI	RPI				
DIV. I ONLY	21-18-0	.53846	116	5-5-0	51	202	91	.52824	91	27	27			
DIV. I NON-CONF.	10-11-0	.47619	172	0-2-0	2	174	52	.55443	52	27	27			
<hr/>														
TOTALS	RPI 1-25	RPI 26-50		W-L RECORDS		RPI 51-100		RPI 101-150		RPI 150+				
21-18-0	1-2-0	2-3-0		OVERALL		4-5-0		0-0-0		14-8-0				
15-7-0	0-0-0	2-0-0		HOME		2-2-0		0-0-0		11-5-0				
6-11-0	1-2-0	0-3-0		AWAY		2-3-0		0-0-0		3-3-0				
0-0-0	0-0-0	0-0-0		NEUTRAL		0-0-0		0-0-0		0-0-0				
10-11-0	1-2-0	2-3-0		NON-CONFERENCE		0-3-0		0-0-0		7-3-0				
9-4-0	0-0-0	2-0-0		HOME		0-1-0		0-0-0		7-3-0				
1-7-0	1-2-0	0-0-		AWAY		0-2-0		0-0-0		0-0-0				
0-0-0	0-0-0	0-0-0		NEUTRAL		0-0-0		0-0-0		0-0-0				
11-7-0	0-0-0	0-0-0		CONFERENCE		4-2-0		0-0-0		7-5-0				
6-3-0	0-0-0	0-0-0		HOME		2-1-0		0-0-0		4-2-0				
5-4-0	0-0-0	0-0-0		AWAY		2-1-0		0-0-0		3-3-0				
0-0-0	0-0-0	0-0-0		NEUTRAL		0-0-0		0-0-0		0-0-0				
RPI	S	Opponent	Score		RPI	S	Opponent	Score		RPI	S	Opponent	Score	
18	A	South Fla.	1	11	27	A	Auburn	8	12	76	A	Jacksonville	6	10
18	A	South Fla.	1	7	37	A	Mercer	2	9	76	H	Jacksonville	5	12
18	A	South Fla.	3	2	37	A	Mercer	5	11	78	A	Bethune-Cookman	11	6
					37	H	Mercer	10	7	78	A	Bethune-Cookman	1	5
					37	H	Mercer	9	6	78	A	Bethune-Cookman	4	3
										78	H	Bethune-Cookman	3	1
										78	H	Bethune-Cookman	10	9
										78	H	Bethune-Cookman	1	8
										100	A	North Florida	5	6

Non-Div. I Games:

Florida A&amp;M

Average RPI Win: 114		WON-LOST	WINNING	LAST 10	STRENGTH OF		OPP. STRENGTH	TEAM	ADJ	CONF.	ADJ CONF.
Average RPI Loss: 59		RECORD	PCT. RANK	GAMES	SCHEDULE		OF SCHEDULE	RPI	RPI	RPI	RPI
DIV. I ONLY		21-20-0	.5122	138	5-5-0		44	18	92	.52797	92
DIV. I NON-CONF.		17-9-0	.65385	57	2-2-0		153	36	97	.52611	97
TOTALS		RPI 1-25	RPI 26-50		W-L RECORDS		RPI 51-100		RPI 101-150		RPI 150+
21-20-0		4-7-0	3-8-0		OVERALL		3-0-0		3-3-0		8-2-0
14-11-0		3-6-0	2-1-0		HOME		0-0-0		3-3-0		6-1-0
2-6-0		1-0-0	1-6-0		AWAY		0-0-0		0-0-0		0-0-0
5-3-0		0-1-0	0-1-0		NEUTRAL		3-0-0		0-0-0		2-1-0
17-9-0		1-1-0	2-3-0		NON-CONFERENCE		3-0-0		3-3-0		8-2-0
11-5-0		0-0-0	2-1-0		HOME		0-0-0		3-3-0		6-1-0
1-1-0		1-0-0	0-0-		AWAY		0-0-0		0-0-0		0-0-0
5-3-0		0-1-0	0-1-0		NEUTRAL		3-0-0		0-0-0		2-1-0
4-11-0		3-6-0	1-5-0		CONFERENCE		0-0-0		0-0-0		0-0-0
3-6-0		3-6-0	0-0-0		HOME		0-0-0		0-0-0		0-0-0
1-5-0		0-0-0	1-5-0		AWAY		0-0-0		0-0-0		0-0-0
0-0-0		0-0-0	0-0-0		NEUTRAL		0-0-0		0-0-0		0-0-0
RPI S	Opponent	Score	RPI S	Opponent	Score	RPI S	Opponent	Score	RPI S	Opponent	Score
6 H	Texas Tech	4 7	32 N	St. John's (NY)	2 9	61 N	Liberty	8 2	103 H	Iowa	11 12
6 H	Texas Tech	8 12	36 A	Texas	0 5	61 N	Liberty	4 3	103 H	Iowa	5 4
6 H	Texas Tech	5 3	36 A	Texas	5 6	89 N	Pittsburgh	5 4	103 H	Iowa	3 0
8 H	West Virginia	8 4	36 A	Texas	0 2				136 H	UC Riverside	2 11
8 H	West Virginia	11 4	40 H	New Mexico	12 10				136 H	UC Riverside	1 0
8 H	West Virginia	7 9	40 H	New Mexico	3 2				136 H	UC Riverside	1 5
11 H	TCU	4 12	41 A	Nebraska	1 11				158 N	Delaware	7 0
11 H	TCU	0 1	41 H	Nebraska	1 6				162 N	Ohio St.	3 6
11 H	TCU	0 5	43 A	Oklahoma St.	3 6				162 N	Ohio St.	3 2
12 N	Arkansas	5 6	43 A	Oklahoma St.	3 13				211 H	Eastern Ill.	14 0
21 A	South Carolina	6 5	43 A	Oklahoma St.	10 4				211 H	Eastern Ill.	12 11
									211 H	Eastern Ill.	15 10
									217 H	Northwestern St.	16 4
									217 H	Northwestern St.	19 9
									278 H	Omaha	10 1
									278 H	Omaha	2 5
LAST 10 GAMES											
12 N	Arkansas	5 6	40 H	New Mexico	12 10						
8 H	West Virginia	11 4	6 H	Texas Tech	8 12						
8 H	West Virginia	8 4	6 H	Texas Tech	4 7						
8 H	West Virginia	7 9	6 H	Texas Tech	5 3						
40 H	New Mexico	3 2	41 H	Nebraska	1 6						

Non-Div. I Games:

Kansas St.

Average RPI Win: 135		WON-LOST	WINNING	LAST 10	STRENGTH OF		OPP. STRENGTH	TEAM	ADJ	CONF.	ADJ CONF.
Average RPI Loss: 65		RECORD	PCT. RANK	GAMES	SCHEDULE		OF SCHEDULE	RPI	RPI	RPI	RPI
DIV. I ONLY		19-22-0	.46341	177	5-5-0		47	46	93	.52739	93
DIV. I NON-CONF.		11-9-0	.55	114	4-0-0		176	234	147	.50025	147
TOTALS		RPI 1-25	RPI 26-50		W-L RECORDS		RPI 51-100		RPI 101-150		RPI 150+
19-22-0		1-9-0	0-4-0		OVERALL		9-3-0		1-2-0		8-4-0
11-4-0		0-0-0	0-3-0		HOME		6-1-0		0-0-0		5-0-0
4-12-0		1-8-0	0-1-0		AWAY		2-2-0		0-1-0		1-0-0
4-6-0		0-1-0	0-0-0		NEUTRAL		1-0-0		1-1-0		2-4-0
11-9-0		0-1-0	0-1-0		NON-CONFERENCE		2-1-0		1-2-0		8-4-0
6-0-0		0-0-0	0-0-0		HOME		1-0-0		0-0-0		5-0-0
1-3-0		0-0-0	0-0-		AWAY		0-1-0		0-1-0		1-0-0
4-6-0		0-1-0	0-0-0		NEUTRAL		1-0-0		1-1-0		2-4-0
8-13-0		1-8-0	0-3-0		CONFERENCE		7-2-0		0-0-0		0-0-0
5-4-0		0-0-0	0-3-0		HOME		5-1-0		0-0-0		0-0-0
3-9-0		1-8-0	0-0-0		AWAY		2-1-0		0-0-0		0-0-0
0-0-0		0-0-0	0-0-0		NEUTRAL		0-0-0		0-0-0		0-0-0
RPI S	Opponent	Score	RPI S	Opponent	Score	RPI S	Opponent	Score	RPI S	Opponent	Score
2 A	Clemson	0 4	26 H	Florida St.	2 8	55 N	Rhode Island	8 4	106 A	San Diego St.	6 7
2 A	Clemson	1 4	26 H	Florida St.	3 8	57 H	North Carolina St.	4 1	128 N	Central Mich.	8 3
2 A	Clemson	5 6	26 H	Florida St.	1 5	57 H	North Carolina St.	2 9	142 N	UC Irvine	4 18
10 A	Wake Forest	3 4	31 A	Michigan	3 4	57 H	North Carolina St.	2 1	156 N	UMass Lowell	0 8
10 A	Wake Forest	1 5				59 A	San Diego	2 6	163 A	Davidson	2 0
10 A	Wake Forest	7 13				63 H	Georgia Tech	4 3	165 N	Saint Louis	6 8
14 A	Virginia	8 2				63 H	Georgia Tech	9 6	165 N	Saint Louis	3 8
14 A	Virginia	4 14				63 H	Georgia Tech	4 3	169 H	Valparaiso	10 3
14 A	Virginia	0 9				82 H	Michigan St.	2 1	201 H	Toledo	8 3
25 N	Maryland	3 4				89 A	Pittsburgh	1 2	206 N	Monmouth	4 0
						89 A	Pittsburgh	4 3	249 H	Northern Ill.	12 1
						89 A	Pittsburgh	10 5	257 N	Incarnate Word	12 10
									273 H	Illinois St.	7 6
									284 H	Chicago St.	7 4
									294 N	Lafayette	2 10
LAST 10 GAMES											
169 H	Valparaiso	10 3	128 N	Central Mich.	8 3						
14 A	Virginia	0 9	10 A	Wake Forest	1 5						
14 A	Virginia	8 2	10 A	Wake Forest	7 13						
14 A	Virginia	4 14	10 A	Wake Forest	3 4						
273 H	Illinois St.	7 6	201 H	Toledo	8 3						

Non-Div. I Games:

Notre Dame



RPI	S	Opponent	Score	
202	H	Murray St.	4	2
211	H	Eastern Ill.	11	4
211	H	Eastern Ill.	13	9
211	H	Eastern Ill.	5	3
244	H	SIUE	3	2
244	H	SIUE	11	7
244	H	SIUE	13	8
273	H	Illinois St.	4	3
273	H	Illinois St.	2	9
292	A	Alabama A&M	10	4
292	H	Alabama A&M	17	3

Tennessee Tech

T  
e  
n  
n  
e  
s  
s  
e  
e  
T  
e  
c  
h

T  
e  
n  
n  
e  
s  
s  
e  
e  
T  
e  
c  
h

Average RPI Win:		157	WON-LOST RECORD		WINNING PCT. RANK		LAST 10 GAMES		STRENGTH OF SCHEDULE		OPP. STRENGTH OF SCHEDULE		TEAM RPI		ADJ RPI		CONF. RPI		ADJ CONF. RPI					
DIV. I ONLY			16-22-0		.42105		207		7-3-0		41		41		95		.52717		95		4		4	
DIV. I NON-CONF.			10-7-0		.58824		95		2-1-0		224		177		117		.51767		117		4		4	
TOTALS		RPI 1-25		RPI 26-50		W-L RECORDS		RPI 51-100		RPI 101-150		RPI 150+												
16-22-0		0-9-0		1-3-0		OVERALL		3-3-0		5-6-0		7-1-0												
5-6-0		0-6-0		0-0-0		HOME		3-0-0		0-0-0		2-0-0												
5-14-0		0-3-0		1-3-0		AWAY		0-3-0		4-5-0		0-0-0												
6-2-0		0-0-0		0-0-0		NEUTRAL		0-0-0		1-1-0		5-1-0												
10-7-0		0-0-0		0-1-0		NON-CONFERENCE		0-3-0		3-2-0		7-1-0												
2-0-0		0-0-0		0-0-0		HOME		0-0-0		0-0-0		2-0-0												
2-5-0		0-0-0		0-0-		AWAY		0-3-0		2-1-0		0-0-0												
6-2-0		0-0-0		0-0-0		NEUTRAL		0-0-0		1-1-0		5-1-0												
6-15-0		0-9-0		1-2-0		CONFERENCE		3-0-0		2-4-0		0-0-0												
3-6-0		0-6-0		0-0-0		HOME		3-0-0		0-0-0		0-0-0												
3-9-0		0-3-0		1-2-0		AWAY		0-0-0		2-4-0		0-0-0												
0-0-0		0-0-0		0-0-0		NEUTRAL		0-0-0		0-0-0		0-0-0												
RPI	S	Opponent		Score		RPI	S	Opponent		Score		RPI	S	Opponent		Score		RPI	S	Opponent		Score		
2	H	Clemson		0 1		26	A	Florida St.		8 5		57	H	North Carolina St.		2 1		113	A	Dartmouth		3 8		
2	H	Clemson		0 2		26	A	Florida St.		0 13		57	H	North Carolina St.		8 3		116	A	Virginia Tech		4 16		
2	H	Clemson		2 8		26	A	Florida St.		1 11		57	H	North Carolina St.		1 0		116	A	Virginia Tech		3 4		
3	H	North Carolina		7 17		38	A	Oklahoma		4 5		78	A	Bethune-Cookman		5 6		116	A	Virginia Tech		6 10		
3	H	North Carolina		4 16								78	A	Bethune-Cookman		1 2		126	A	Duke		15 6		
3	H	North Carolina		3 15								78	A	Bethune-Cookman		2 3		126	A	Duke		3 1		
5	A	Louisville		3 5														126	A	Duke		2 9		
5	A	Louisville		4 6														128	N	Central Mich.		5 4		
5	A	Louisville		0 6														132	N	Ball St.		1 4		
																		149	A	Northeastern		10 7		
																		149	A	Northeastern		5 1		
																		201	N	Toledo		6 5		
																		208	H	Harvard		8 5		
																		208	N	Harvard		3 2		
																		215	N	Georgetown		3 4		
																		240	H	Massachusetts		13 1		
																		249	N	Northern Ill.		9 1		
																		264	N	Villanova		10 3		
																		264	N	Villanova		7 1		
LAST 10 GAMES																								
						57	H	North Carolina St.		1 0		126	A	Duke		2 9								
						57	H	North Carolina St.		2 1		126	A	Duke		15 6								
						57	H	North Carolina St.		8 3		126	A	Duke		3 1								
						208	N	Harvard		3 2		208	H	Harvard		8 5								
						113	A	Dartmouth		3 8		3	H	North Carolina		4 16								

Non-Div. I Games:

Boston College

[illegible]

**Non-Div. I Games:**

Oral Roberts

Oral Roberts



**M  
e  
m  
p  
h  
i  
s**

Memphis

Average RPI Win: 119		WON-LOST RECORD		WINNING PCT. RANK		LAST 10 GAMES		STRENGTH OF SCHEDULE		OPP. STRENGTH OF SCHEDULE		TEAM RPI		ADJ RPI		CONF. RPI		ADJ CONF. RPI					
DIV. I ONLY		21-18-0		.53846 116		6-4-0		75		83		98		.52613 98		6		6					
DIV. I NON-CONF.		12-9-0		.57143 104		2-0-0		136		84		121		.51213 121		6		6					
TOTALS		RPI 1-25		RPI 26-50		W-L RECORDS		RPI 51-100		RPI 101-150		RPI 150+											
21-18-0		2-2-0		4-5-0		OVERALL		3-3-0		6-2-0		6-6-0											
12-11-0		0-0-0		2-4-0		HOME		2-1-0		4-0-0		4-6-0											
9-7-0		2-2-0		2-1-0		AWAY		1-2-0		2-2-0		2-0-0											
0-0-0		0-0-0		0-0-0		NEUTRAL		0-0-0		0-0-0		0-0-0											
12-9-0		2-2-0		1-2-0		NON-CONFERENCE		0-0-0		5-0-0		4-5-0											
7-7-0		0-0-0		1-2-0		HOME		0-0-0		4-0-0		2-5-0											
5-2-0		2-2-0		0-0-		AWAY		0-0-0		1-0-0		2-0-0											
0-0-0		0-0-0		0-0-0		NEUTRAL		0-0-0		0-0-0		0-0-0											
9-9-0		0-0-0		3-3-0		CONFERENCE		3-3-0		1-2-0		2-1-0											
5-4-0		0-0-0		1-2-0		HOME		2-1-0		0-0-0		2-1-0											
4-5-0		0-0-0		2-1-0		AWAY		1-2-0		1-2-0		0-0-0											
0-0-0		0-0-0		0-0-0		NEUTRAL		0-0-0		0-0-0		0-0-0											
RPI	S	Opponent		Score		RPI	S	Opponent		Score		RPI	S	Opponent		Score							
6	A	Texas Tech		6	7	34	H	Utah		3	17	70	H	Fla. Atlantic		6	0	119	H	SFA		14	1
6	A	Texas Tech		3	2	34	H	Utah		8	3	70	H	Fla. Atlantic		9	6	119	H	SFA		9	5
6	A	Texas Tech		4	8	34	H	Utah		1	7	70	H	Fla. Atlantic		0	10	119	H	SFA		10	5
15	A	Baylor		15	9	35	H	Old Dominion		1	9	86	A	FIU		10	5	123	A	Marshall		11	12
						35	H	Old Dominion		5	11	86	A	FIU		6	7	123	A	Marshall		4	2
						35	H	Old Dominion		7	5	86	A	FIU		3	4	123	A	Marshall		2	3
						39	A	Louisiana Tech		6	3							127	A	Houston Baptist		18	6
						39	A	Louisiana Tech		8	4							127	H	Houston Baptist		10	2
						39	A	Louisiana Tech		0	6							168	A	Texas St.		9	1
																		216	A	A&M-Corpus Christi		7	3
																		216	H	A&M-Corpus Christi		2	5
																		239	H	Quinnipiac		10	12
																		239	H	Quinnipiac		7	8
																		239	H	Quinnipiac		4	5
																		239	H	Quinnipiac		12	1
																		250	H	Western Ky.		14	2
																		250	H	Western Ky.		3	4
																		250	H	Western Ky.		7	1
																		257	H	Incarnate Word		16	0
																		286	H	Prairie View		5	6
						LAST 10 GAMES																	
						127	H	Houston Baptist		10	2	86	A	FIU		3	4						
						70	H	Fla. Atlantic		0	10	86	A	FIU		10	5						
						70	H	Fla. Atlantic		6	0	86	A	FIU		6	7						
						70	H	Fla. Atlantic		9	6	250	H	Western Ky.		7	1						
						257	H	Incarnate Word		16	0	250	H	Western Ky.		3	4						

Non-Div. I Games:

UTSA

**Non-Div. I Games:**

Samford

[illegible]

**Non-Div. I Games:**

North Florida

Average RPI Win: 127		WON-LOST	WINNING	LAST 10	STRENGTH OF		OPP. STRENGTH	TEAM	ADJ	CONF.	ADJ CONF.
Average RPI Loss: 55		RECORD	PCT. RANK	GAMES	SCHEDULE		OF SCHEDULE	RPI	RPI	RPI	RPI
DIV. I ONLY		18-20-0	.47368	167	1-0-0		46	33	101	.52538	101
DIV. I NON-CONF.		12-10-0	.54545	116	1-0-0		31	108	66	.54281	66
TOTALS		RPI 1-25	RPI 26-50		W-L RECORDS		RPI 51-100		RPI 101-150		RPI 150+
18-20-0		3-8-0	2-3-0		OVERALL		0-5-0		8-3-0		5-1-0
13-8-0		2-2-0	1-1-0		HOME		0-1-0		5-3-0		5-1-0
4-12-0		1-6-0	0-2-0		AWAY		0-4-0		3-0-0		0-0-0
1-0-0		0-0-0	1-0-0		NEUTRAL		0-0-0		0-0-0		0-0-0
12-10-0		2-3-0	1-3-0		NON-CONFERENCE		0-2-0		4-1-0		5-1-0
8-4-0		1-0-0	1-1-0		HOME		0-1-0		1-1-0		5-1-0
4-6-0		1-3-0	0-0-0		AWAY		0-1-0		3-0-0		0-0-0
0-0-0		0-0-0	0-0-0		NEUTRAL		0-0-0		0-0-0		0-0-0
6-10-0		1-5-0	1-0-0		CONFERENCE		0-3-0		4-2-0		0-0-0
5-4-0		1-2-0	0-0-0		HOME		0-0-0		4-2-0		0-0-0
0-6-0		0-3-0	0-0-0		AWAY		0-3-0		0-0-0		0-0-0
1-0-0		0-0-0	1-0-0		NEUTRAL		0-0-0		0-0-0		0-0-0
RPI S	Opponent	Score	RPI S	Opponent	Score	RPI S	Opponent	Score	RPI S	Opponent	Score
7 A	Arizona	1 5	31 H	Michigan	1 4	59 H	San Diego	3 8	102 H	Arizona St.	5 4
7 A	Arizona	1 8	33 A	Cal St. Fullerton	5 13	72 A	California	9 13	102 H	Arizona St.	0 7
7 A	Arizona	4 9	33 A	Cal St. Fullerton	1 2	72 A	California	6 8	102 H	Arizona St.	7 4
10 A	Wake Forest	5 18	33 H	Cal St. Fullerton	13 9	72 A	California	8 9	106 A	San Diego St.	1 0
10 A	Wake Forest	15 9	49 N	UCLA	4 3	74 A	Loyola Marymount	3 4	106 H	San Diego St.	2 0
10 A	Wake Forest	5 15							121 H	Washington St.	4 2
19 H	Stanford	7 5							121 H	Washington St.	1 4
19 H	Stanford	3 6							121 H	Washington St.	12 3
19 H	Stanford	3 8							126 A	Duke	2 0
23 A	Long Beach St.	0 6							142 A	UC Irvine	9 7
23 H	Long Beach St.	4 3							142 H	UC Irvine	3 14
									179 H	Holy Cross	4 6
									179 H	Holy Cross	6 3
									179 H	Holy Cross	5 2
									290 H	Coppin St.	9 4
									290 H	Coppin St.	6 2
									290 H	Coppin St.	22 2
			LAST 10 GAMES								
			142 A	UC Irvine	9 7	33 A	Cal St. Fullerton	1 2			
			72 A	California	6 8	33 A	Cal St. Fullerton	5 13			
			72 A	California	8 9	33 H	Cal St. Fullerton	13 9			
			72 A	California	9 13	19 H	Stanford	3 6			
			142 H	UC Irvine	3 14	19 H	Stanford	3 8			

Non-Div. I Games:

Southern California

Average RPI Win: 130		WON-LOST	WINNING	LAST 10	STRENGTH OF		OPP. STRENGTH	TEAM	ADJ	CONF.	ADJ CONF.
Average RPI Loss: 61		RECORD	PCT. RANK	GAMES	SCHEDULE		OF SCHEDULE	RPI	RPI	RPI	RPI
DIV. I ONLY		18-20-0	.47368	167	20		44	102	.52465	102	3
DIV. I NON-CONF.		13-9-0	.59091	92	15		141	62	.54421	62	2
TOTALS		RPI 1-25	RPI 26-50		W-L RECORDS		RPI 51-100		RPI 101-150		RPI 150+
18-20-0		4-6-0	1-5-0		OVERALL		1-5-0		5-2-0		7-2-0
16-11-0		3-3-0	1-5-0		HOME		1-2-0		4-0-0		7-1-0
2-9-0		1-3-0	0-0-0		AWAY		0-3-0		1-2-0		0-1-0
0-0-0		0-0-0	0-0-0		NEUTRAL		0-0-0		0-0-0		0-0-0
13-9-0		4-2-0	0-3-0		NON-CONFERENCE		1-2-0		1-0-0		7-2-0
12-6-0		3-0-0	0-3-0		HOME		1-2-0		1-0-0		7-1-0
1-3-0		1-2-0	0-0-0		AWAY		0-0-0		0-0-0		0-1-0
0-0-0		0-0-0	0-0-0		NEUTRAL		0-0-0		0-0-0		0-0-0
5-11-0		0-4-0	1-2-0		CONFERENCE		0-3-0		4-2-0		0-0-0
4-5-0		0-3-0	1-2-0		HOME		0-0-0		3-0-0		0-0-0
1-6-0		0-1-0	0-0-0		AWAY		0-3-0		1-2-0		0-0-0
0-0-0		0-0-0	0-0-0		NEUTRAL		0-0-0		0-0-0		0-0-0
RPI S	Opponent	Score		RPI S	Opponent	Score		RPI S	Opponent	Score	
1 H	Oregon St.	0	4	33 H	Cal St. Fullerton	4	13	72 A	California	4	6
1 H	Oregon St.	1	10	33 H	Cal St. Fullerton	4	10	72 A	California	6	9
1 H	Oregon St.	0	2	43 H	Oklahoma St.	4	18	72 A	California	2	10
7 A	Arizona	2	11	49 H	UCLA	4	17	74 H	Loyola Marymount	2	3
11 A	TCU	2	5	49 H	UCLA	3	9	74 H	Loyola Marymount	2	1
11 A	TCU	13	9	49 H	UCLA	5	4	74 H	Loyola Marymount	5	8
11 A	TCU	4	8								
23 H	Long Beach St.	8	5								
23 H	Long Beach St.	7	6								
23 H	Long Beach St.	9	4								
				LAST 10 GAMES							
187 H	CSU Bakersfield	6	8	121 H	Washington St.	10	7	101 A	Southern California	7	0
187 H	CSU Bakersfield	4	2	121 H	Washington St.	6	5	101 A	Southern California	4	7
187 H	CSU Bakersfield	12	6	227 H	UNLV	5	3	101 A	Southern California	4	5
227 A	UNLV	12	13	72 A	California	2	10	112 H	New Mexico St.	12	5
121 H	Washington St.	5	4	72 A	California	4	6	121 H	Washington St.	10	7
187 H	CSU Bakersfield	4	2	72 A	California	6	9	121 H	Washington St.	6	5
227 H	UNLV	5	3	72 A	California	2	10	187 H	CSU Bakersfield	4	2
227 H	UNLV	5	4	72 A	California	4	6	187 H	CSU Bakersfield	6	8
246 H	Northwestern	4	3					187 H	CSU Bakersfield	12	6
246 H	Northwestern	3	1					227 A	UNLV	12	13
246 H	Northwestern	6	2					227 H	UNLV	5	3

Non-Div. I Games:

Arizona St.

Average RPI Win: 166		WON-LOST RECORD		WINNING PCT. RANK		LAST 10 GAMES		STRENGTH OF SCHEDULE		OPP. STRENGTH OF SCHEDULE		TEAM RPI		ADJ RPI		CONF. RPI		ADJ CONF. RPI	
DIV. I ONLY		22-15-0		.59459 82		5-5-0		149		164		103		.52462 103		7		7	
DIV. I NON-CONF.		16-8-0		.66667 48		2-1-0		164		217		71		.54053 71		7		7	
TOTALS		RPI 1-25		RPI 26-50		W-L RECORDS		RPI 51-100		RPI 101-150		RPI 150+							
22-15-0		1-2-0		2-1-0		OVERALL		4-5-0		3-2-0		12-5-0							
11-3-0		0-0-0		0-0-0		HOME		1-2-0		3-1-0		7-0-0							
5-9-0		1-2-0		2-1-0		AWAY		1-3-0		0-1-0		1-2-0							
6-3-0		0-0-0		0-0-0		NEUTRAL		2-0-0		0-0-0		4-3-0							
16-8-0		1-2-0		0-0-0		NON-CONFERENCE		3-2-0		1-1-0		11-3-0							
8-0-0		0-0-0		0-0-0		HOME		0-0-0		1-0-0		7-0-0							
2-5-0		1-2-0		0-0-		AWAY		1-2-0		0-1-0		0-0-0							
6-3-0		0-0-0		0-0-0		NEUTRAL		2-0-0		0-0-0		4-3-0							
6-7-0		0-0-0		2-1-0		CONFERENCE		1-3-0		2-1-0		1-2-0							
3-3-0		0-0-0		0-0-0		HOME		1-2-0		2-1-0		0-0-0							
3-4-0		0-0-0		2-1-0		AWAY		0-1-0		0-0-0		1-2-0							
0-0-0		0-0-0		0-0-0		NEUTRAL		0-0-0		0-0-0		0-0-0							
RPI	S	Opponent		Score		RPI	S	Opponent		Score		RPI	S	Opponent		Score			
18	A	South Fla.		4	9	41	A	Nebraska		7	6	62	A	Minnesota		3	6		
18	A	South Fla.		0	6	41	A	Nebraska		6	8	83	N	Morehead St.		14	7		
18	A	South Fla.		4	2	41	A	Nebraska		5	3	88	H	Rutgers		8	3		
												88	H	Rutgers		3	5		
												88	H	Rutgers		5	13		
												92	A	Kansas St.		12	11		
												92	A	Kansas St.		0	3		
												92	A	Kansas St.		4	5		
												96	N	Oral Roberts		7	5		

Non-Div. I Games:

Loras

8

1

Grand View

6

5

Iowa

Average RPI Win: 139		WON-LOST	WINNING	LAST 10	STRENGTH OF		OPP. STRENGTH	TEAM	ADJ	CONF.	ADJ CONF.
Average RPI Loss: 92		RECORD	PCT. RANK	GAMES	SCHEDULE		OF SCHEDULE	RPI	RPI	RPI	RPI
DIV. I ONLY		20-21-0	.4878	157	6-4-0		78	69	104	.52354	104
DIV. I NON-CONF.		13-10-0	.56522	107	2-1-0		63	38	57	.54918	57
TOTALS		RPI 1-25	RPI 26-50		W-L RECORDS		RPI 51-100		RPI 101-150		RPI 150+
20-21-0	0-2-0	3-7-0		OVERALL		4-5-0		7-3-0		6-4-0	
11-8-0	0-2-0	1-2-0		HOME		0-0-0		4-1-0		6-3-0	
9-13-0	0-0-0	2-5-0		AWAY		4-5-0		3-2-0		0-1-0	
0-0-0	0-0-0	0-0-0		NEUTRAL		0-0-0		0-0-0		0-0-0	
13-10-0	0-2-0	2-2-0		NON-CONFERENCE		4-2-0		5-2-0		2-2-0	
6-4-0	0-2-0	0-0-0		HOME		0-0-0		4-1-0		2-1-0	
7-6-0	0-0-0	2-0-		AWAY		4-2-0		1-1-0		0-1-0	
0-0-0	0-0-0	0-0-0		NEUTRAL		0-0-0		0-0-0		0-0-0	
7-11-0	0-0-0	1-5-0		CONFERENCE		0-3-0		2-1-0		4-2-0	
5-4-0	0-0-0	1-2-0		HOME		0-0-0		0-0-0		4-2-0	
2-7-0	0-0-0	0-3-0		AWAY		0-3-0		2-1-0		0-0-0	
0-0-0	0-0-0	0-0-0		NEUTRAL		0-0-0		0-0-0		0-0-0	
RPI S	Opponent	Score		RPI S	Opponent	Score		RPI S	Opponent	Score	
13 H	Missouri St.	0	5	28 A	Indiana	5	3	70 A	Fla. Atlantic	6	7
20 H	Vanderbilt	2	21	28 A	Indiana	1	12	70 A	Fla. Atlantic	6	7
				28 A	Indiana	0	6	70 A	Fla. Atlantic	1	10
				35 H	Old Dominion	8	9	79 A	Ga. Southern	6	7
				35 H	Old Dominion	17	6	79 A	Ga. Southern	5	8
				35 H	Old Dominion	3	5	79 A	Ga. Southern	6	5
				45 A	Charlotte	4	7	94 A	Tennessee Tech	18	7
				45 A	Charlotte	2	10	97 A	Memphis	6	5
				45 A	Charlotte	5	12	97 A	Memphis	11	7
				48 A	Tennessee	7	4				
LAST 10 GAMES											
94 A	Tennessee Tech	18	7	194 H	UAB	13	3	123 A	Marshall	6	4
45 A	Charlotte	5	12	194 H	UAB	18	3	123 A	Marshall	6	8
45 A	Charlotte	4	7	194 H	UAB	11	10	123 A	Marshall	8	6
45 A	Charlotte	2	10	143 H	Belmont	10	4	143 A	Belmont	6	4
20 H	Vanderbilt	2	21	35 H	Old Dominion	17	6	143 H	Belmont	10	4
								145 A	Austin Peay	8	21
								145 H	Austin Peay	3	2
								146 H	Kennesaw St.	9	7
								146 H	Kennesaw St.	3	0
								146 H	Kennesaw St.	5	19
								177 A	Lipscomb	2	3
								177 H	Lipscomb	2	16
								194 H	UAB	18	3
								194 H	UAB	13	3
								194 H	UAB	11	10
								246 H	Northwestern	11	4
								250 H	Western Ky.	10	9
								250 H	Western Ky.	3	10
								250 H	Western Ky.	2	4
								260 H	Bowling Green	20	8

Non-Div. I Games:

Middle Tenn.



[illegible]

**Non-Div. I Games:**

Western Caro.

Average RPI Win:		160	WON-LOST RECORD		WINNING PCT. RANK		LAST 10 GAMES		STRENGTH OF SCHEDULE		OPP. STRENGTH OF SCHEDULE		TEAM RPI		ADJ RPI		CONF. RPI		ADJ CONF. RPI			
Average RPI Loss:		156																				
DIV. I ONLY			29-13-0		.69048 27		7-3-0		252		43		106		.52251 106		19		19			
DIV. I NON-CONF.			16-8-0		.66667 48		4-2-0		177		5		70		.54108 70		15		15			
TOTALS		RPI 1-25		RPI 26-50		W-L RECORDS		RPI 51-100		RPI 101-150		RPI 150+										
29-13-0		2-0-0		2-1-0		OVERALL		2-1-0		8-5-0		15-6-0										
16-7-0		1-0-0		0-1-0		HOME		1-1-0		5-2-0		9-3-0										
12-6-0		1-0-0		1-0-0		AWAY		1-0-0		3-3-0		6-3-0										
1-0-0		0-0-0		1-0-0		NEUTRAL		0-0-0		0-0-0		0-0-0										
16-8-0		2-0-0		2-1-0		NON-CONFERENCE		2-1-0		8-5-0		2-1-0										
9-5-0		1-0-0		0-1-0		HOME		1-1-0		5-2-0		2-1-0										
6-3-0		1-0-0		1-0-		AWAY		1-0-0		3-3-0		0-0-0										
1-0-0		0-0-0		1-0-0		NEUTRAL		0-0-0		0-0-0		0-0-0										
13-5-0		0-0-0		0-0-0		CONFERENCE		0-0-0		0-0-0		13-5-0										
7-2-0		0-0-0		0-0-0		HOME		0-0-0		0-0-0		7-2-0										
6-3-0		0-0-0		0-0-0		AWAY		0-0-0		0-0-0		6-3-0										
0-0-0		0-0-0		0-0-0		NEUTRAL		0-0-0		0-0-0		0-0-0										
RPI	S	Opponent		Score		RPI	S	Opponent		Score		RPI	S	Opponent		Score						
23	A	Long Beach St.		6	2	33	A	Cal St. Fullerton		5	4	59	A	San Diego		10	1	101	A	Southern California	0	2
23	H	Long Beach St.		12	5	48	H	Tennessee		4	8	85	H	Seton Hall		5	10	101	H	Southern California	0	1
						49	N	UCLA		5	4	93	H	Notre Dame		7	6	109	A	UC Santa Barbara	5	3
																		109	A	UC Santa Barbara	5	4
																		109	A	UC Santa Barbara	5	6
																		124	H	San Francisco	4	2
																		136	A	UC Riverside	10	1
																		136	H	UC Riverside	4	7
																		139	H	Cal Poly	6	4
																		139	H	Cal Poly	5	0
																		139	H	Cal Poly	2	0
																		142	A	UC Irvine	5	7
																		142	H	UC Irvine	9	3
																		174	A	Fresno St.	7	8
																		174	A	Fresno St.	12	0
																		174	A	Fresno St.	5	4
																		224	A	Nevada	7	2
																		224	A	Nevada	7	3
																		224	A	Nevada	3	7
																		224	H	Nevada	1	3
																		224	H	Nevada	6	3
																		224	H	Nevada	7	2
																		227	A	UNLV	16	3
																		227	A	UNLV	20	6
																		227	A	UNLV	3	7
																		227	A	UNLV	20	6
																		142	H	UC Irvine	9	3
																		224	H	Nevada	7	2
																		227	H	UNLV	13	5
																		227	H	UNLV	10	5
LAST 10 GAMES																						
						136	H	UC Riverside		4	7	227	A	UNLV		16	3	227	A	UNLV	16	3
						109	A	UC Santa Barbara		5	4	227	A	UNLV		20	6	227	A	UNLV	3	7
						109	A	UC Santa Barbara		5	6	227	A	UNLV		3	7	227	A	UNLV	20	6
						109	A	UC Santa Barbara		5	3	142	H	UC Irvine		9	3	227	H	UNLV	13	5
						136	A	UC Riverside		10	1	224	H	Nevada		7	2	227	H	UNLV	10	5

Non-Div. I Games:

San Diego St.

S  
a  
n  
D  
i  
e  
g  
o  
s  
t  
.

S  
a  
n  
D  
i  
e  
g  
o  
S  
t  
.

San Diego St.

Average RPI Win:	118	WON-LOST	WINNING	LAST 10	STRENGTH OF	OPP. STRENGTH	TEAM	ADJ	CONF.	ADJ CONF.						
Average RPI Loss:	112	RECORD	PCT. RANK	GAMES	SCHEDULE	OF SCHEDULE	RPI	RPI	RPI	RPI						
DIV. I ONLY		20-20-0	.5	145	6-4-0	82	57	107	.52231	107	5	5				
DIV. I NON-CONF.		15-13-0	.53571	127	2-1-0	134	70	103	.52367	103	5	5				
<hr/>																
TOTALS	RPI 1-25	RPI 26-50		W-L RECORDS		RPI 51-100		RPI 101-150		RPI 150+						
20-20-0	4-2-0	2-3-0		OVERALL		4-6-0		3-4-0		7-5-0						
12-9-0	2-0-0	1-0-0		HOME		4-6-0		2-2-0		3-1-0						
8-11-0	2-2-0	1-3-0		AWAY		0-0-0		1-2-0		4-4-0						
0-0-0	0-0-0	0-0-0		NEUTRAL		0-0-0		0-0-0		0-0-0						
15-13-0	2-1-0	2-3-0		NON-CONFERENCE		1-0-0		3-4-0		7-5-0						
9-3-0	2-0-0	1-0-0		HOME		1-0-0		2-2-0		3-1-0						
6-10-0	0-1-0	1-0-		AWAY		0-0-0		1-2-0		4-4-0						
0-0-0	0-0-0	0-0-0		NEUTRAL		0-0-0		0-0-0		0-0-0						
5-7-0	2-1-0	0-0-0		CONFERENCE		3-6-0		0-0-0		0-0-0						
3-6-0	0-0-0	0-0-0		HOME		3-6-0		0-0-0		0-0-0						
2-1-0	2-1-0	0-0-0		AWAY		0-0-0		0-0-0		0-0-0						
0-0-0	0-0-0	0-0-0		NEUTRAL		0-0-0		0-0-0		0-0-0						
<hr/>																
RPI	S	Opponent	Score		RPI	S	Opponent	Score		RPI	S	Opponent	Score			
4	A	Kentucky	7	13	28	A	Indiana	2	3	73	H	East Carolina	8	2		
4	H	Kentucky	2	1	28	H	Indiana	6	1	73	H	East Carolina	3	14		
5	H	Louisville	6	3	48	A	Tennessee	1	2	73	H	East Carolina	0	6		
18	A	South Fla.	2	4	48	A	Tennessee	2	1	75	H	Wright St.	4	2		
18	A	South Fla.	9	3	48	A	Tennessee	2	6	77	H	Tulane	11	1		
18	A	South Fla.	3	2						77	H	Tulane	8	16		
										77	H	Tulane	2	6		
										97	H	Memphis	4	3		
										97	H	Memphis	5	7		
										97	H	Memphis	5	7		
												108	H	Xavier	1	9
												144	A	Col. of Charleston	3	5
												144	A	Col. of Charleston	5	4
												144	A	Col. of Charleston	3	4
												149	H	Northeastern	10	8
												149	H	Northeastern	3	6
												149	H	Northeastern	4	2
												162	A	Ohio St.	7	1
												186	A	Arkansas St.	4	5
												186	A	Arkansas St.	1	5
												186	A	Arkansas St.	11	4
												203	A	Miami (OH)	8	6
												203	H	Miami (OH)	1	0
												217	A	Northwestern St.	2	3
												217	A	Northwestern St.	3	2
												217	A	Northwestern St.	2	6
												251	H	Northern Ky.	9	1
												251	H	Northern Ky.	2	3
												251	H	Northern Ky.	13	7
<hr/>																
LAST 10 GAMES																
73	H	East Carolina	3	14	18	A	South Fla.	2	4							
73	H	East Carolina	0	6	18	A	South Fla.	3	2							
73	H	East Carolina	8	2	18	A	South Fla.	9	3							
75	H	Wright St.	4	2	162	A	Ohio St.	7	1							
108	H	Xavier	1	9	77	H	Tulane	11	1							

Non-Div. I Games:

Cincinnati

x  
a  
v  
i  
e  
r

Xavier

Xavier

RPI	S	Opponent	Score	
288	H	Fairleigh Dickinson	22	9
288	H	Fairleigh Dickinson	15	3

Xavier

X  
a  
v  
i  
e  
r

X  
a  
v  
i  
e  
r

Average RPI Win:		127	WON-LOST RECORD		WINNING PCT. RANK		LAST 10 GAMES		STRENGTH OF SCHEDULE		OPP. STRENGTH OF SCHEDULE		TEAM RPI		ADJ RPI		CONF. RPI		ADJ CONF. RPI				
DIV. I ONLY			18-20-0		.47368 167		6-4-0		35		98		109		.52095 109		8		8				
DIV. I NON-CONF.			14-15-0		.48276 166		4-2-0		17		113		85		.53365 85		8		8				
TOTALS		RPI 1-25		RPI 26-50		W-L RECORDS		RPI 51-100		RPI 101-150		RPI 150+											
18-20-0		1-5-0		0-0-0		OVERALL		5-7-0		5-4-0		7-4-0											
14-9-0		1-2-0		0-0-0		HOME		3-2-0		5-4-0		5-1-0											
4-11-0		0-3-0		0-0-0		AWAY		2-5-0		0-0-0		2-3-0											
0-0-0		0-0-0		0-0-0		NEUTRAL		0-0-0		0-0-0		0-0-0											
14-15-0		0-3-0		0-0-0		NON-CONFERENCE		5-7-0		3-3-0		6-2-0											
11-6-0		0-0-0		0-0-0		HOME		3-2-0		3-3-0		5-1-0											
3-9-0		0-3-0		0-0-		AWAY		2-5-0		0-0-0		1-1-0											
0-0-0		0-0-0		0-0-0		NEUTRAL		0-0-0		0-0-0		0-0-0											
4-5-0		1-2-0		0-0-0		CONFERENCE		0-0-0		2-1-0		1-2-0											
3-3-0		1-2-0		0-0-0		HOME		0-0-0		2-1-0		0-0-0											
1-2-0		0-0-0		0-0-0		AWAY		0-0-0		0-0-0		1-2-0											
0-0-0		0-0-0		0-0-0		NEUTRAL		0-0-0		0-0-0		0-0-0											
RPI	S	Opponent		Score		RPI	S	Opponent		Score		RPI	S	Opponent		Score		RPI	S	Opponent		Score	
4	A	Kentucky		1	2							58	A	BYU		6	7	106	H	San Diego St.		4	5
4	A	Kentucky		2	3							58	A	BYU		3	17	106	H	San Diego St.		6	5
4	A	Kentucky		1	12							58	A	BYU		8	14	106	H	San Diego St.		3	5
23	H	Long Beach St.		3	2							58	A	BYU		10	8	112	H	New Mexico St.		8	0
23	H	Long Beach St.		3	9							68	H	Gonzaga		1	4	112	H	New Mexico St.		7	2
23	H	Long Beach St.		2	5							74	A	Loyola Marymount		2	8	112	H	New Mexico St.		3	7
												74	A	Loyola Marymount		6	3	142	H	UC Irvine		8	7
												74	A	Loyola Marymount		0	1	142	H	UC Irvine		7	8
												77	H	Tulane		14	1	142	H	UC Irvine		11	3
												77	H	Tulane		7	4	166	A	Pepperdine		6	3
												77	H	Tulane		6	5	166	H	Pepperdine		10	3
												80	H	Saint Mary's (CA)		1	4	173	A	CSUN		8	10
																		173	A	CSUN		3	7
																		173	A	CSUN		15	6
																		187	A	CSU Bakersfield		1	2
																		187	H	CSU Bakersfield		6	4
																		188	H	Stony Brook		0	7
																		188	H	Stony Brook		8	5
																		188	H	Stony Brook		12	4
																		224	H	Nevada		10	3
LAST 10 GAMES																							
187	H	CSU Bakersfield		6	4	142	H	UC Irvine		8	7												
106	H	San Diego St.		4	5	142	H	UC Irvine		7	8												
106	H	San Diego St.		6	5	142	H	UC Irvine		11	3												
106	H	San Diego St.		3	5	224	H	Nevada		10	3												
166	A	Pepperdine		6	3	173	A	CSUN		8	10												

Non-Div. I Games:

UC Santa Barbara

Average RPI Win: 115		WON-LOST	WINNING	LAST 10	STRENGTH OF		OPP. STRENGTH	TEAM	ADJ	CONF.	ADJ CONF.
Average RPI Loss: 68		RECORD	PCT. RANK	GAMES	SCHEDULE		OF SCHEDULE	RPI	RPI	RPI	RPI
DIV. I ONLY		17-25-0	.40476	219	3-7-0		13	45	110	.52087	110
DIV. I NON-CONF.		12-12-0	.5	141	2-1-0		45	158	123	.51094	123
TOTALS		RPI 1-25	RPI 26-50		W-L RECORDS		RPI 51-100		RPI 101-150		RPI 150+
17-25-0		1-10-0	3-5-0		OVERALL		5-3-0		3-4-0		5-3-0
11-15-0		1-3-0	1-3-0		HOME		2-2-0		2-4-0		5-3-0
6-10-0		0-7-0	2-2-0		AWAY		3-1-0		1-0-0		0-0-0
0-0-0		0-0-0	0-0-0		NEUTRAL		0-0-0		0-0-0		0-0-0
12-12-0		0-2-0	0-2-0		NON-CONFERENCE		4-1-0		3-4-0		5-3-0
8-9-0		0-1-0	0-1-0		HOME		1-0-0		2-4-0		5-3-0
4-3-0		0-1-0	0-0-		AWAY		3-1-0		1-0-0		0-0-0
0-0-0		0-0-0	0-0-0		NEUTRAL		0-0-0		0-0-0		0-0-0
5-13-0		1-8-0	3-3-0		CONFERENCE		1-2-0		0-0-0		0-0-0
3-6-0		1-2-0	1-2-0		HOME		1-2-0		0-0-0		0-0-0
2-7-0		0-6-0	2-1-0		AWAY		0-0-0		0-0-0		0-0-0
0-0-0		0-0-0	0-0-0		NEUTRAL		0-0-0		0-0-0		0-0-0
RPI S	Opponent	Score	RPI S	Opponent	Score	RPI S	Opponent	Score	RPI S	Opponent	Score
2 A	Clemson	7 9	27 H	Auburn	4 1	60 H	Missouri	3 0	108 H	Xavier	7 8
2 H	Clemson	0 4	27 H	Auburn	1 4	60 H	Missouri	1 6	108 H	Xavier	11 6
12 A	Arkansas	4 5	27 H	Auburn	1 2	60 H	Missouri	5 8	144 H	Col. of Charleston	9 8
12 A	Arkansas	3 11	37 A	Mercer	5 6	63 A	Georgia Tech	7 5	144 H	Col. of Charleston	3 9
12 A	Arkansas	4 14	37 H	Mercer	3 4	63 H	Georgia Tech	5 1	144 H	Col. of Charleston	6 15
17 A	LSU	9 22	48 A	Tennessee	3 1	79 A	Ga. Southern	1 2	146 A	Kennesaw St.	9 6
17 A	LSU	1 5	48 A	Tennessee	7 5	79 A	Ga. Southern	7 0	146 H	Kennesaw St.	4 5
17 A	LSU	6 7	48 A	Tennessee	5 6	79 A	Ga. Southern	4 3	176 H	Presbyterian	8 7
20 H	Vanderbilt	5 10							194 H	UAB	1 0
20 H	Vanderbilt	1 0							194 H	UAB	1 2
20 H	Vanderbilt	1 8							194 H	UAB	2 0
									223 H	Rider	9 3
									223 H	Rider	3 8
									223 H	Rider	4 11
									287 H	Savannah St.	12 3
LAST 10 GAMES											
63 A	Georgia Tech	7 5	12 A	Arkansas	3 11						
20 H	Vanderbilt	5 10	12 A	Arkansas	4 5						
20 H	Vanderbilt	1 0	12 A	Arkansas	4 14						
20 H	Vanderbilt	1 8	63 H	Georgia Tech	5 1						
2 A	Clemson	7 9	60 H	Missouri	1 6						

Non-Div. I Games:

Georgia



Troy

Average RPI Win:	158	WON-LOST RECORD	WINNING PCT. RANK	LAST 10 GAMES	STRENGTH OF SCHEDULE	OPP. STRENGTH OF SCHEDULE	TEAM RPI	ADJ RPI	CONF. RPI	ADJ CONF. RPI					
DIV. I ONLY		23-17-0	.575	92	7-3-0	136	136	111	.51995	111	9	9			
DIV. I NON-CONF.		14-7-0	.66667	48	3-1-0	181	145	90	.52998	90	10	10			
<hr/>															
TOTALS	RPI 1-25	RPI 26-50		W-L RECORDS		RPI 51-100		RPI 101-150		RPI 150+					
23-17-0	0-0-0	2-2-0		OVERALL		3-5-0		6-5-0		12-5-0					
12-8-0	0-0-0	1-2-0		HOME		2-2-0		2-2-0		7-2-0					
10-7-0	0-0-0	1-0-0		AWAY		0-1-0		4-3-0		5-3-0					
1-2-0	0-0-0	0-0-0		NEUTRAL		1-2-0		0-0-0		0-0-0					
14-7-0	0-0-0	1-0-0		NON-CONFERENCE		2-2-0		5-3-0		6-2-0					
7-4-0	0-0-0	0-0-0		HOME		1-0-0		2-2-0		4-2-0					
6-2-0	0-0-0	1-0-		AWAY		0-1-0		3-1-0		2-0-0					
1-1-0	0-0-0	0-0-0		NEUTRAL		1-1-0		0-0-0		0-0-0					
9-10-0	0-0-0	1-2-0		CONFERENCE		1-3-0		1-2-0		6-3-0					
5-4-0	0-0-0	1-2-0		HOME		1-2-0		0-0-0		3-0-0					
4-5-0	0-0-0	0-0-0		AWAY		0-0-0		1-2-0		3-3-0					
0-1-0	0-0-0	0-0-0		NEUTRAL		0-1-0		0-0-0		0-0-0					
RPI	S	Opponent	Score	RPI	S	Opponent	Score	RPI	S	Opponent	Score				
				27	A	Auburn	5 2	52	N	South Ala.	4 6	108	H	Xavier	2 8
				50	H	Louisiana	2 7	53	N	Southeastern La.	4 5	108	H	Xavier	5 2
				50	H	Louisiana	5 6	79	H	Ga. Southern	4 0	108	H	Xavier	2 6
				50	H	Louisiana	7 5	79	H	Ga. Southern	3 5	108	H	Xavier	2 1
								79	H	Ga. Southern	3 6	114	A	Jacksonville St.	10 5
								85	N	Seton Hall	6 3	117	A	UT Arlington	2 5
								99	A	Samford	3 4	117	A	UT Arlington	13 5
								99	H	Samford	9 2	117	A	UT Arlington	6 9
												141	A	New Orleans	4 3
												141	A	New Orleans	12 9
												141	A	New Orleans	2 3
												168	H	Texas St.	4 3
												168	H	Texas St.	6 3
												168	H	Texas St.	4 0
												183	A	Alabama St.	6 4
												190	H	Alabama	12 11
												194	A	UAB	4 2
												194	H	UAB	1 6
												218	A	Georgia St.	3 9
												218	A	Georgia St.	5 3
												218	A	Georgia St.	2 3
				LAST 10 GAMES								230	A	Little Rock	6 3
				27	A	Auburn	5 2	194	H	UAB	1 6	230	A	Little Rock	7 6
				168	H	Texas St.	6 3	218	A	Georgia St.	5 3	230	A	Little Rock	3 10
				168	H	Texas St.	4 3	218	A	Georgia St.	2 3	271	H	Hofstra	7 1
				168	H	Texas St.	4 0	218	A	Georgia St.	3 9	271	H	Hofstra	16 7
				114	A	Jacksonville St.	10 5	183	A	Alabama St.	6 4	271	H	Hofstra	5 9

Non-Div. I Games:

Troy

RPI	S	Opponent	Score	
271	H	Hofstra	4	0

Troy

T  
r  
o  
y

T  
r  
o  
y

Average RPI Win:		198	WON-LOST RECORD		WINNING PCT. RANK	LAST 10 GAMES	STRENGTH OF SCHEDULE		OPP. STRENGTH OF SCHEDULE	TEAM RPI	ADJ RPI	CONF. RPI	ADJ CONF. RPI				
Average RPI Loss:		65															
DIV. I ONLY			23-16-0		.58974	83	6-3-0		167	124	112	.51827	112	25	25		
DIV. I NON-CONF.			12-15-0		.44444	190	0-2-0		138	29	167	.49115	167	26	26		
TOTALS		RPI 1-25		RPI 26-50		W-L RECORDS		RPI 51-100		RPI 101-150		RPI 150+					
23-16-0		0-5-0		1-4-0		OVERALL		4-1-0		3-5-0		15-1-0					
15-5-0		0-1-0		0-1-0		HOME		3-1-0		2-2-0		10-0-0					
8-9-0		0-3-0		1-2-0		AWAY		1-0-0		1-3-0		5-1-0					
0-2-0		0-1-0		0-1-0		NEUTRAL		0-0-0		0-0-0		0-0-0					
12-15-0		0-5-0		1-4-0		NON-CONFERENCE		4-1-0		3-5-0		4-0-0					
9-5-0		0-1-0		0-1-0		HOME		3-1-0		2-2-0		4-0-0					
3-8-0		0-3-0		1-0-		AWAY		1-0-0		1-3-0		0-0-0					
0-2-0		0-1-0		0-1-0		NEUTRAL		0-0-0		0-0-0		0-0-0					
11-1-0		0-0-0		0-0-0		CONFERENCE		0-0-0		0-0-0		11-1-0					
6-0-0		0-0-0		0-0-0		HOME		0-0-0		0-0-0		6-0-0					
5-1-0		0-0-0		0-0-0		AWAY		0-0-0		0-0-0		5-1-0					
0-0-0		0-0-0		0-0-0		NEUTRAL		0-0-0		0-0-0		0-0-0					
RPI	S	Opponent		Score		RPI	S	Opponent		Score		RPI	S	Opponent		Score	
6	A	Texas Tech		1	16	34	A	Utah		1	5	58	A	BYU		8	6
6	H	Texas Tech		4	15	34	A	Utah		3	0	65	H	Yale		7	3
6	N	Texas Tech		4	6	34	A	Utah		1	5	65	H	Yale		18	5
7	A	Arizona		2	11	40	H	New Mexico		3	5	65	H	Yale		1	3
7	A	Arizona		3	6	40	N	New Mexico		2	8	65	H	Yale		16	5

Average RPI Win: 147		WON-LOST RECORD		WINNING PCT. RANK		LAST 10 GAMES		STRENGTH OF SCHEDULE		OPP. STRENGTH OF SCHEDULE		TEAM RPI		ADJ RPI		CONF. RPI		ADJ CONF. RPI		
DIV. I ONLY		18-15-0		.54545 110		5-5-0		186		86		113		.51755 113		16		15		
DIV. I NON-CONF.		9-8-0		.52941 128		1-1-0		171		22		80		.53529 80		9		9		
TOTALS		RPI 1-25		RPI 26-50		W-L RECORDS		RPI 51-100		RPI 101-150		RPI 150+								
18-15-0		2-1-0		0-0-0		OVERALL		4-5-0		4-2-0		8-7-0								
6-4-0		0-0-0		0-0-0		HOME		1-0-0		1-1-0		4-3-0								
10-10-0		2-1-0		0-0-0		AWAY		3-5-0		2-0-0		3-4-0								
2-1-0		0-0-0		0-0-0		NEUTRAL		0-0-0		1-1-0		1-0-0								
9-8-0		2-1-0		0-0-0		NON-CONFERENCE		3-2-0		1-1-0		3-4-0								
1-1-0		0-0-0		0-0-0		HOME		1-0-0		0-0-0		0-1-0								
6-6-0		2-1-0		0-0-		AWAY		2-2-0		0-0-0		2-3-0								
2-1-0		0-0-0		0-0-0		NEUTRAL		0-0-0		1-1-0		1-0-0								
9-7-0		0-0-0		0-0-0		CONFERENCE		1-3-0		3-1-0		5-3-0								
5-3-0		0-0-0		0-0-0		HOME		0-0-0		1-1-0		4-2-0								
4-4-0		0-0-0		0-0-0		AWAY		1-3-0		2-0-0		1-1-0								
0-0-0		0-0-0		0-0-0		NEUTRAL		0-0-0		0-0-0		0-0-0								
RPI S	Opponent		Score		RPI S	Opponent		Score		RPI S	Opponent		Score		RPI S	Opponent		Score		
24 A	UCF		4	3						65 A	Yale		0	8	118 H	Cornell		0	2	
24 A	UCF		0	15						65 A	Yale		1	6	118 H	Cornell		5	0	
24 A	UCF		4	1						65 A	Yale		7	2	148 N	St. Bonaventure		7	8	
										65 A	Yale		3	11	148 N	St. Bonaventure		13	1	
										71 A	Miami (FL)		1	0	150 A	Columbia		6	2	
										71 A	Miami (FL)		2	3	150 A	Columbia		9	2	
										71 A	Miami (FL)		5	0	156 H	UMass Lowell		5	9	
										78 A	Bethune-Cookman		2	9	178 N	Eastern Mich.		8	4	
										95 H	Boston College		8	3	179 A	Holy Cross		2	5	
															185 A	Penn		9	5	
															185 A	Penn		6	7	
															207 H	Princeton		2	4	
															207 H	Princeton		7	6	
															228 A	The Citadel		7	2	
															228 A	The Citadel		7	8	
															228 A	The Citadel		10	9	
															228 A	The Citadel		4	5	
															237 H	Brown		7	1	
															237 H	Brown		5	1	
															237 H	Brown		8	9	
															237 H	Brown		3	1	
LAST 10 GAMES																				
						65 A	Yale		0	8		237 H	Brown		3	1				
						65 A	Yale		3	11		237 H	Brown		8	9				
						65 A	Yale		7	2		237 H	Brown		5	1				
						65 A	Yale		1	6		237 H	Brown		7	1				
						95 H	Boston College		8	3		156 H	UMass Lowell		5	9				

Non-Div. I Games: Chicago 19 11 Southern Me. 9 1

Dartmouth

Average RPI Win:	165	WON-LOST	WINNING	LAST 10	STRENGTH OF	OPP. STRENGTH	TEAM	ADJ	CONF.	ADJ CONF.	
Average RPI Loss:	135	RECORD	PCT. RANK	GAMES	SCHEDULE	OF SCHEDULE	RPI	RPI	RPI	RPI	
DIV. I ONLY	20-18-0	.52632	126	4-6-0	154	135	114	.51629	114	15	16
DIV. I NON-CONF.	12-8-0	.6	88	1-2-0	139	114	59	.54709	59	19	19
<hr/>											
TOTALS	RPI 1-25	RPI 26-50		W-L RECORDS		RPI 51-100		RPI 101-150		RPI 150+	
20-18-0	0-0-0	0-1-0		OVERALL		6-4-0		2-8-0		12-5-0	
8-6-0	0-0-0	0-0-0		HOME		3-1-0		1-3-0		4-2-0	
12-12-0	0-0-0	0-1-0		AWAY		3-3-0		1-5-0		8-3-0	
0-0-0	0-0-0	0-0-0		NEUTRAL		0-0-0		0-0-0		0-0-0	
<hr/>											
12-8-0	0-0-0	0-1-0		NON-CONFERENCE		4-3-0		0-1-0		8-3-0	
3-2-0	0-0-0	0-0-0		HOME		1-0-0		0-1-0		2-1-0	
9-6-0	0-0-0	0-0-		AWAY		3-3-0		0-0-0		6-2-0	
0-0-0	0-0-0	0-0-0		NEUTRAL		0-0-0		0-0-0		0-0-0	
<hr/>											
8-10-0	0-0-0	0-0-0		CONFERENCE		2-1-0		2-7-0		4-2-0	
5-4-0	0-0-0	0-0-0		HOME		2-1-0		1-2-0		2-1-0	
3-6-0	0-0-0	0-0-0		AWAY		0-0-0		1-5-0		2-1-0	
0-0-0	0-0-0	0-0-0		NEUTRAL		0-0-0		0-0-0		0-0-0	
<hr/>											
RPI	S	Opponent	Score	RPI	S	Opponent	Score	RPI	S	Opponent	Score
				27	A	Auburn	1 10	56	A	DBU	6 10
								56	A	DBU	11 14
								56	A	DBU	7 3
								86	A	FIU	12 6
								86	A	FIU	6 5
								86	A	FIU	0 5
								94	H	Tennessee Tech	7 2
								94	H	Tennessee Tech	8 3
								94	H	Tennessee Tech	6 22
								99	H	Samford	9 5
								111	H	Troy	5 10
								131	A	Southeast Mo. St.	17 7
								131	A	Southeast Mo. St.	0 1
								131	A	Southeast Mo. St.	6 7
								143	H	Belmont	2 3
								143	H	Belmont	9 4
								143	H	Belmont	5 10
								145	A	Austin Peay	5 6
								145	A	Austin Peay	4 8
								145	A	Austin Peay	0 4
								175	A	Southern Ill.	7 0
								175	A	Southern Ill.	4 5
								175	A	Southern Ill.	8 6
								183	H	Alabama St.	5 6
								190	A	Alabama	2 1
								190	A	Alabama	11 8
								194	H	UAB	12 6
								202	A	Murray St.	4 6
								202	A	Murray St.	4 3
								202	A	Murray St.	7 5
								211	H	Eastern Ill.	7 6
								211	H	Eastern Ill.	6 3
								211	H	Eastern Ill.	5 7
								250	A	Western Ky.	9 5
								250	A	Western Ky.	3 2
								250	A	Western Ky.	4 14
								260	H	Bowling Green	5 0
<hr/>											
LAST 10 GAMES											
				190	A	Alabama	11 8	183	H	Alabama St.	5 6
				143	H	Belmont	2 3	131	A	Southeast Mo. St.	17 7
				143	H	Belmont	5 10	131	A	Southeast Mo. St.	0 1
				143	H	Belmont	9 4	131	A	Southeast Mo. St.	6 7
				111	H	Troy	5 10	94	H	Tennessee Tech	8 3

**Non-Div. I Games:**

Jacksonville St.

Average RPI Win: 167		WON-LOST RECORD	WINNING PCT. RANK	LAST 10 GAMES	STRENGTH OF SCHEDULE	OPP. STRENGTH OF SCHEDULE	TEAM RPI	ADJ RPI	CONF. RPI	ADJ CONF. RPI	
Average RPI Loss: 139											
DIV. I ONLY		23-18-0	.56098 103	6-4-0	223	102	115	.51565 115	7	7	
DIV. I NON-CONF.		14-12-0	.53846 125	2-2-0	250	188	144	.5015 144	7	7	
<hr/>											
TOTALS		RPI 1-25	RPI 26-50		W-L RECORDS		RPI 51-100		RPI 101-150		RPI 150+
23-18-0		0-1-0	2-1-0		OVERALL		2-2-0		4-4-0		15-10-0
7-4-0		0-0-0	2-1-0		HOME		1-0-0		0-1-0		4-2-0
16-14-0		0-1-0	0-0-0		AWAY		1-2-0		4-3-0		11-8-0
0-0-0		0-0-0	0-0-0		NEUTRAL		0-0-0		0-0-0		0-0-0
14-12-0		0-1-0	0-0-0		NON-CONFERENCE		1-0-0		3-2-0		10-9-0
2-3-0		0-0-0	0-0-0		HOME		1-0-0		0-1-0		1-2-0
12-9-0		0-1-0	0-0-		AWAY		0-0-0		3-1-0		9-7-0
0-0-0		0-0-0	0-0-0		NEUTRAL		0-0-0		0-0-0		0-0-0
9-6-0		0-0-0	2-1-0		CONFERENCE		1-2-0		1-2-0		5-1-0
5-1-0		0-0-0	2-1-0		HOME		0-0-0		0-0-0		3-0-0
4-5-0		0-0-0	0-0-0		AWAY		1-2-0		1-2-0		2-1-0
0-0-0		0-0-0	0-0-0		NEUTRAL		0-0-0		0-0-0		0-0-0
RPI	S	Opponent	Score	RPI	S	Opponent	Score	RPI	S	Opponent	Score
5	A	Louisville	2 13	28	H	Indiana	6 5	69	H	Kent St.	3 2
				28	H	Indiana	9 14	88	A	Rutgers	6 7
				28	H	Indiana	7 3	88	A	Rutgers	2 8
								88	A	Rutgers	7 6
								103	A	Iowa	2 0
								103	A	Iowa	1 5
								103	A	Iowa	2 7
								131	A	Southeast Mo. St.	4 0
								131	A	Southeast Mo. St.	7 17
								131	A	Southeast Mo. St.	13 5
								132	A	Ball St.	16 4
								132	H	Ball St.	3 5
								162	A	Ohio St.	6 1
								162	A	Ohio St.	2 13
								162	A	Ohio St.	2 1
								168	A	Texas St.	12 8
								168	A	Texas St.	11 13
								168	A	Texas St.	5 14
								168	A	Texas St.	9 3
								169	H	Valparaiso	1 5
								170	H	Illinois	2 1
								170	H	Illinois	4 1
								170	H	Illinois	4 2
								173	A	CSUN	9 3
								173	A	CSUN	4 5
								173	A	CSUN	1 4
								173	A	CSUN	8 16
								184	A	Indiana St.	10 7
								184	H	Indiana St.	2 5
								230	A	Little Rock	0 13
								230	A	Little Rock	0 2
LAST 10 GAMES											
				298	H	Fort Wayne	18 0	132	H	Ball St.	3 5
				170	H	Illinois	2 1	88	A	Rutgers	2 8
				170	H	Illinois	4 1	88	A	Rutgers	6 7
				170	H	Illinois	4 2	88	A	Rutgers	7 6
				184	A	Indiana St.	10 7	5	A	Louisville	2 13

Non-Div. I Games:

Purdue

RPI	S	Opponent	Score	
230	A	Little Rock	6	4
268	A	Santa Clara	12	4
268	A	Santa Clara	3	0
268	A	Santa Clara	8	7
268	A	Santa Clara	10	5
298	H	Fort Wayne	18	0

Purdue

P  
u  
r  
d  
u  
e

P  
u  
r  
d  
u  
e

Average RPI Win:	147	WON-LOST RECORD	WINNING PCT. RANK	LAST 10 GAMES	STRENGTH OF SCHEDULE	OPP. STRENGTH OF SCHEDULE	TEAM RPI	ADJ RPI	CONF. RPI	ADJ CONF. RPI					
DIV. I ONLY		20-23-0	.46512	176	3-7-0	70	51	116	.51505	116	4	4			
DIV. I NON-CONF.		12-10-0	.54545	116	1-2-0	146	183	128	.50952	127	4	4			
<hr/>															
TOTALS	RPI 1-25	RPI 26-50		W-L RECORDS		RPI 51-100		RPI 101-150		RPI 150+					
20-23-0	1-6-0	2-5-0		OVERALL		4-5-0		3-4-0		10-3-0					
12-11-0	1-3-0	2-5-0		HOME		4-2-0		2-0-0		3-1-0					
8-12-0	0-3-0	0-0-0		AWAY		0-3-0		1-4-0		7-2-0					
0-0-0	0-0-0	0-0-0		NEUTRAL		0-0-0		0-0-0		0-0-0					
12-10-0	0-1-0	0-4-0		NON-CONFERENCE		0-0-0		2-2-0		10-3-0					
5-6-0	0-1-0	0-4-0		HOME		0-0-0		2-0-0		3-1-0					
7-4-0	0-0-0	0-0-		AWAY		0-0-0		0-2-0		7-2-0					
0-0-0	0-0-0	0-0-0		NEUTRAL		0-0-0		0-0-0		0-0-0					
8-13-0	1-5-0	2-1-0		CONFERENCE		4-5-0		1-2-0		0-0-0					
7-5-0	1-2-0	2-1-0		HOME		4-2-0		0-0-0		0-0-0					
1-8-0	0-3-0	0-0-0		AWAY		0-3-0		1-2-0		0-0-0					
0-0-0	0-0-0	0-0-0		NEUTRAL		0-0-0		0-0-0		0-0-0					
RPI	S	Opponent	Score	RPI	S	Opponent	Score	RPI	S	Opponent	Score				
2	A	Clemson	3 6	26	H	Florida St.	13 12	63	H	Georgia Tech	3 13	120	A	William & Mary	10 19
2	A	Clemson	1 12	26	H	Florida St.	2 9	63	H	Georgia Tech	8 4	120	H	William & Mary	3 2
2	A	Clemson	3 8	26	H	Florida St.	17 0	63	H	Georgia Tech	4 6	123	A	Marshall	1 3
8	H	West Virginia	6 8	47	H	Binghamton	5 6	89	A	Pittsburgh	2 3	123	H	Marshall	7 0
14	H	Virginia	7 5	47	H	Binghamton	8 9	89	A	Pittsburgh	5 9	126	A	Duke	5 6
14	H	Virginia	2 3	47	H	Binghamton	5 12	89	A	Pittsburgh	2 8	126	A	Duke	1 10
14	H	Virginia	9 10	47	H	Binghamton	1 2	95	H	Boston College	4 3	126	A	Duke	7 5
								95	H	Boston College	16 4	153	A	ETSU	4 7
								95	H	Boston College	10 6	164	H	Canisius	11 0
												172	A	Radford	17 6
												172	H	Radford	9 7
												182	H	Niagara	8 3
												224	A	Nevada	8 5
												224	A	Nevada	4 7
												224	A	Nevada	8 7
												224	A	Nevada	24 10
												243	H	Campbell	8 15
												265	A	USC Upstate	8 2
												265	A	USC Upstate	9 8
												265	A	USC Upstate	11 3
<hr/>															
LAST 10 GAMES															
8	H	West Virginia	6 8	14	H	Virginia	7 5								
63	H	Georgia Tech	4 6	14	H	Virginia	2 3								
63	H	Georgia Tech	3 13	14	H	Virginia	9 10								
63	H	Georgia Tech	8 4	172	A	Radford	17 6								
153	A	ETSU	4 7	2	A	Clemson	3 8								

Non-Div. I Games:

Virginia Tech



Average RPI Win:		175	WON-LOST RECORD		WINNING PCT. RANK		LAST 10 GAMES		STRENGTH OF SCHEDULE		OPP. STRENGTH OF SCHEDULE		TEAM RPI	ADJ RPI		CONF. RPI	ADJ CONF. RPI	
DIV. I ONLY			23-17-0		.575 92		9-1-0		164		100		117	.51463 117		9	9	
DIV. I NON-CONF.			10-12-0		.45455 185		1-0-0		92		67		142	.50243 142		10	10	
TOTALS		RPI 1-25		RPI 26-50		W-L RECORDS		RPI 51-100		RPI 101-150		RPI 150+						
23-17-0		1-2-0		1-3-0		OVERALL		1-5-0		7-3-0		13-4-0						
8-12-0		0-2-0		1-3-0		HOME		1-3-0		2-1-0		4-3-0						
13-4-0		0-0-0		0-0-0		AWAY		0-2-0		4-1-0		9-1-0						
2-1-0		1-0-0		0-0-0		NEUTRAL		0-0-0		1-1-0		0-0-0						
10-12-0		1-2-0		1-3-0		NON-CONFERENCE		0-3-0		2-2-0		6-2-0						
3-8-0		0-2-0		1-3-0		HOME		0-1-0		0-0-0		2-2-0						
5-3-0		0-0-0		0-0-0		AWAY		0-2-0		1-1-0		4-0-0						
2-1-0		1-0-0		0-0-0		NEUTRAL		0-0-0		1-1-0		0-0-0						
13-5-0		0-0-0		0-0-0		CONFERENCE		1-2-0		5-1-0		7-2-0						
5-4-0		0-0-0		0-0-0		HOME		1-2-0		2-1-0		2-1-0						
8-1-0		0-0-0		0-0-0		AWAY		0-0-0		3-0-0		5-1-0						
0-0-0		0-0-0		0-0-0		NEUTRAL		0-0-0		0-0-0		0-0-0						
RPI	S	Opponent		Score		RPI	S	Opponent		Score		RPI	S	Opponent		Score		
6	N	Texas Tech		5	1	39	H	Louisiana Tech		1	3	56	A	DBU		7	12	
11	H	TCU		4	5	39	H	Louisiana Tech		3	7	56	H	DBU		7	9	
11	H	TCU		2	7	39	H	Louisiana Tech		4	6	79	H	Ga. Southern		3	2	
						46	H	Texas A&M		3	2	79	H	Ga. Southern		3	4	
												79	H	Ga. Southern		5	9	
												87	A	Sam Houston St.		2	14	
														111		H	Troy	
														111		H	Troy	
														111		H	Troy	
														119		A	SFA	
														119		A	SFA	
														131		N	Southeast Mo. St.	
														131		N	Southeast Mo. St.	
														147		A	Appalachian St.	
														147		A	Appalachian St.	
														147		A	Appalachian St.	
														216		A	A&M-Corpus Christi	
														216		A	A&M-Corpus Christi	
														216		A	A&M-Corpus Christi	
														218		A	Georgia St.	
														218		A	Georgia St.	
														218		A	Georgia St.	
														230		H	Little Rock	
														230		H	Little Rock	
														230		H	Little Rock	
														235		A	La.-Monroe	
														235		A	La.-Monroe	
														235		A	La.-Monroe	
														245		H	Milwaukee	
														245		H	Milwaukee	
														245		H	Milwaukee	
														252		A	Abilene Christian	
														252		H	Abilene Christian	
				LAST 10 GAMES														
				235	A	La.-Monroe	10	3	230	H	Little Rock	4	9	245	H	Milwaukee	2	5
				235	A	La.-Monroe	10	2	230	H	Little Rock	2	0	245	H	Milwaukee	5	4
				235	A	La.-Monroe	6	4	147	A	Appalachian St.	6	5	245	H	Milwaukee	8	5
				46	H	Texas A&M	3	2	147	A	Appalachian St.	5	2	252	A	Abilene Christian	5	4
				230	H	Little Rock	10	5	147	A	Appalachian St.	18	1	252	H	Abilene Christian	1	9

Non-Div. I Games:

UT Arlington

Average RPI Win: 180		WON-LOST	WINNING	LAST 10	STRENGTH OF		OPP. STRENGTH	TEAM	ADJ	CONF.	ADJ CONF.
Average RPI Loss: 194		RECORD	PCT. RANK	GAMES	SCHEDULE		OF SCHEDULE	RPI	RPI	RPI	RPI
DIV. I ONLY		18-15-0	.54545	110	6-4-0		147	269	118	.51446	118
DIV. I NON-CONF.		11-6-0	.64706	62	1-0-0		110	294	46	.55992	46
TOTALS		RPI 1-25	RPI 26-50		W-L RECORDS		RPI 51-100		RPI 101-150		RPI 150+
18-15-0		0-0-0	1-0-0		OVERALL		2-1-0		4-2-0		11-12-0
3-6-0		0-0-0	1-0-0		HOME		1-1-0		0-0-0		1-5-0
13-9-0		0-0-0	0-0-0		AWAY		0-0-0		4-2-0		9-7-0
2-0-0		0-0-0	0-0-0		NEUTRAL		1-0-0		0-0-0		1-0-0
11-6-0		0-0-0	1-0-0		NON-CONFERENCE		1-0-0		0-0-0		9-6-0
1-0-0		0-0-0	1-0-0		HOME		0-0-0		0-0-0		0-0-0
8-6-0		0-0-0	0-0-		AWAY		0-0-0		0-0-0		8-6-0
2-0-0		0-0-0	0-0-0		NEUTRAL		1-0-0		0-0-0		1-0-0
7-9-0		0-0-0	0-0-0		CONFERENCE		1-1-0		4-2-0		2-6-0
2-6-0		0-0-0	0-0-0		HOME		1-1-0		0-0-0		1-5-0
5-3-0		0-0-0	0-0-0		AWAY		0-0-0		4-2-0		1-1-0
0-0-0		0-0-0	0-0-0		NEUTRAL		0-0-0		0-0-0		0-0-0
RPI S	Opponent	Score	RPI S	Opponent	Score	RPI S	Opponent	Score	RPI S	Opponent	Score
			47 H	Binghamton	6 4	65 H	Yale	6 4	113 A	Dartmouth	2 0
						65 H	Yale	2 7	113 A	Dartmouth	0 5
						82 N	Michigan St.	2 1	150 A	Columbia	8 7
									150 A	Columbia	7 8
									150 A	Columbia	9 5
									150 A	Columbia	12 6
									185 H	Penn	2 0
									185 H	Penn	2 3
									185 H	Penn	0 4
									185 H	Penn	0 5
									197 A	Navy	8 5
									197 A	Navy	7 8
									197 A	Navy	5 2
									204 A	Penn St.	2 8
									208 A	Harvard	9 5
									208 A	Harvard	5 7
									215 A	Georgetown	1 3
									220 A	George Mason	9 3
									220 A	George Mason	7 3
									220 A	George Mason	4 11
									234 A	Towson	27 14
									237 H	Brown	4 7
									237 H	Brown	1 8
									243 N	Campbell	3 2
									255 A	Richmond	7 8
									258 A	Bucknell	5 2
									258 A	Bucknell	0 1
LAST 10 GAMES			185 H	Penn	0 4	150 A	Columbia	7 8	237 H	Brown	1 8
			185 H	Penn	2 3	150 A	Columbia	8 7	243 N	Campbell	3 2
			185 H	Penn	0 5	150 A	Columbia	12 6	255 A	Richmond	7 8
			185 H	Penn	2 0	47 H	Binghamton	6 4	258 A	Bucknell	5 2
			150 A	Columbia	9 5	113 A	Dartmouth	2 0	258 A	Bucknell	0 1

Non-Div. I Games:

Cornell

RPI	S	Opponent	Score	
258	A	Bucknell	7	3
258	A	Bucknell	11	4

Cornell

C  
o  
r  
n  
e  
l  
l

C  
o  
r  
n  
e  
l  
l

SFA

Average RPI Win: 203		WON-LOST RECORD		WINNING PCT. RANK		LAST 10 GAMES		STRENGTH OF SCHEDULE		OPP. STRENGTH OF SCHEDULE		TEAM RPI		ADJ RPI		CONF. RPI		ADJ CONF. RPI					
DIV. I ONLY		25-18-0		.5814 88		6-4-0		189		131		119		.51274 119		13		13					
DIV. I NON-CONF.		11-13-0		.45833 183		1-2-0		196		138		203		.47341 203		14		14					
TOTALS		RPI 1-25		RPI 26-50		W-L RECORDS		RPI 51-100		RPI 101-150		RPI 150+											
25-18-0		1-4-0		1-2-0		OVERALL		2-4-0		3-5-0		18-3-0											
18-4-0		0-0-0		1-0-0		HOME		2-1-0		2-2-0		13-1-0											
7-14-0		1-4-0		0-2-0		AWAY		0-3-0		1-3-0		5-2-0											
0-0-0		0-0-0		0-0-0		NEUTRAL		0-0-0		0-0-0		0-0-0											
11-13-0		1-1-0		1-2-0		NON-CONFERENCE		0-3-0		2-5-0		7-2-0											
10-3-0		0-0-0		1-0-0		HOME		0-0-0		2-2-0		7-1-0											
1-10-0		1-1-0		0-0-		AWAY		0-3-0		0-3-0		0-1-0											
0-0-0		0-0-0		0-0-0		NEUTRAL		0-0-0		0-0-0		0-0-0											
14-5-0		0-3-0		0-0-0		CONFERENCE		2-1-0		1-0-0		11-1-0											
8-1-0		0-0-0		0-0-0		HOME		2-1-0		0-0-0		6-0-0											
6-4-0		0-3-0		0-0-0		AWAY		0-0-0		1-0-0		5-1-0											
0-0-0		0-0-0		0-0-0		NEUTRAL		0-0-0		0-0-0		0-0-0											
RPI	S	Opponent		Score		RPI	S	Opponent		Score		RPI	S	Opponent		Score							
11	A	TCU		6	2	39	A	Louisiana Tech		8	10	87	H	Sam Houston St.		5	1						
15	A	Baylor		1	2	39	H	Louisiana Tech		6	2	87	H	Sam Houston St.		2	3						
22	A	McNeese		4	8	46	A	Texas A&M		5	6	87	H	Sam Houston St.		12	2						
22	A	McNeese		1	4							98	A	UTSA		1	14						
22	A	McNeese		1	11							98	A	UTSA		5	10						
												98	A	UTSA		5	9						
														127 A Houston Baptist		9	2						
														131 H Southeast Mo. St.		3	2						
														131 H Southeast Mo. St.		1	3						
														216 A A&M-Corpus Christi		5	8						
														216 A A&M-Corpus Christi		5	1						
														216 A A&M-Corpus Christi		9	4						
														217 H Northwestern St.		5	2						
														217 H Northwestern St.		3	2						
														217 H Northwestern St.		7	2						
														230 A Little Rock		4	10						
														230 H Little Rock		6	4						
														230 H Little Rock		3	8						
														230 H Little Rock		5	2						
														252 H Abilene Christian		4	2						
														252 H Abilene Christian		14	6						
														252 H Abilene Christian		11	8						
														257 A Incarnate Word		19	6						
														257 A Incarnate Word		22	3						
														257 A Incarnate Word		21	8						
														269 H Texas Southern		7	0						
														269 H Texas Southern		14	0						
														280 H Ark.-Pine Bluff		6	5						
LAST 10 GAMES				87 H Sam Houston St.				12 2				257 A Incarnate Word				22 3							
11 A TCU				6 2				87 H Sam Houston St.				5 1				257 A Incarnate Word				21 8			
216 A A&M-Corpus Christi				5 1				87 H Sam Houston St.				2 3				269 H Texas Southern				7 0			
216 A A&M-Corpus Christi				5 8				230 A Little Rock				4 10				269 H Texas Southern				14 0			
216 A A&M-Corpus Christi				9 4				217 H Northwestern St.				3 2				280 H Ark.-Pine Bluff				6 5			
15 A Baylor				1 2																			

Non-Div. I Games:

SFA

RPI	S	Opponent	Score	
282	H	Grambling	9	2
295	H	Mississippi Val.	8	2

**SFA**

[illegible]

**Non-Div. I Games:**

William & Mary

RPI	S	Opponent	Score	
294	H	Lafayette	6	5

William & Mary

W  
i  
l  
l  
i  
a  
m  
&  
M  
a  
r  
y

W  
i  
l  
l  
i  
a  
m  
&  
M  
a  
r  
y

Average RPI Win: 154		WON-LOST	WINNING	LAST 10	STRENGTH OF		OPP. STRENGTH	TEAM	ADJ	CONF.	ADJ CONF.				
Average RPI Loss: 96		RECORD	PCT. RANK	GAMES	SCHEDULE		OF SCHEDULE	RPI	RPI	RPI	RPI				
DIV. I ONLY		18-20-0	.47368	167	3-7-0		91	97	121	.51114	121	3	3		
DIV. I NON-CONF.		14-9-0	.6087	78	1-2-0		81	253	77	.53688	77	2	2		
TOTALS		RPI 1-25	RPI 26-50		W-L RECORDS		RPI 51-100		RPI 101-150		RPI 150+				
18-20-0		1-3-0	0-0-0		OVERALL		4-8-0		4-5-0		9-4-0				
14-5-0		1-2-0	0-0-0		HOME		2-2-0		3-0-0		8-1-0				
4-15-0		0-1-0	0-0-0		AWAY		2-6-0		1-5-0		1-3-0				
0-0-0		0-0-0	0-0-0		NEUTRAL		0-0-0		0-0-0		0-0-0				
14-9-0		0-1-0	0-0-0		NON-CONFERENCE		2-4-0		3-0-0		9-4-0				
11-2-0		0-0-0	0-0-0		HOME		0-1-0		3-0-0		8-1-0				
3-7-0		0-1-0	0-0-		AWAY		2-3-0		0-0-0		1-3-0				
0-0-0		0-0-0	0-0-0		NEUTRAL		0-0-0		0-0-0		0-0-0				
4-11-0		1-2-0	0-0-0		CONFERENCE		2-4-0		1-5-0		0-0-0				
3-3-0		1-2-0	0-0-0		HOME		2-1-0		0-0-0		0-0-0				
1-8-0		0-0-0	0-0-0		AWAY		0-3-0		1-5-0		0-0-0				
0-0-0		0-0-0	0-0-0		NEUTRAL		0-0-0		0-0-0		0-0-0				
RPI	S	Opponent	Score	RPI	S	Opponent	Score	RPI	S	Opponent	Score	RPI	S	Opponent	Score
7	H	Arizona	5 19					51	H	Washington	6 3	101	A	Southern California	4 1
7	H	Arizona	5 6					51	H	Washington	5 4	101	A	Southern California	2 4
7	H	Arizona	9 3					51	H	Washington	1 7	101	A	Southern California	3 12
23	A	Long Beach St.	7 8					68	A	Gonzaga	4 9	102	A	Arizona St.	4 5
								68	H	Gonzaga	3 7	102	A	Arizona St.	7 10
								72	A	California	5 9	102	A	Arizona St.	5 6
								72	A	California	2 12	119	H	SFA	10 5
								72	A	California	2 7	119	H	SFA	7 3
								74	A	Loyola Marymount	7 4	119	H	SFA	4 2
								74	A	Loyola Marymount	5 18	173	H	CSUN	11 7
								74	A	Loyola Marymount	6 3	173	H	CSUN	6 4
								74	A	Loyola Marymount	3 7	173	H	CSUN	1 3
												173	H	CSUN	3 0
												205	A	Sacramento St.	4 3
												205	A	Sacramento St.	4 6
												205	A	Sacramento St.	2 10
												231	A	Pacific	8 14
												262	H	Utah Valley	9 3
												262	H	Utah Valley	9 2
												262	H	Utah Valley	10 0
												262	H	Utah Valley	8 4
												281	H	Seattle U	9 4
LAST 10 GAMES															
68	H	Gonzaga	3 7	68	A	Gonzaga	4 9								
51	H	Washington	1 7	102	A	Arizona St.	4 5								
51	H	Washington	6 3	102	A	Arizona St.	7 10								
51	H	Washington	5 4	102	A	Arizona St.	5 6								
281	H	Seattle U	9 4	7	H	Arizona	5 6								

Non-Div. I Games:

Washington St.



[illegible]

Non-Div. I Games:	Viterbo	9	2
-------------------	---------	---	---

Ill.-Chicago

RPI	S	Opponent	Score	
284	H	Chicago St.	7	0
284	H	Chicago St.	8	0
286	N	Prairie View	6	1
286	N	Prairie View	4	5

Ill.-Chicago

I  
l  
l  
.  
-  
C  
h  
i  
c  
a  
g  
o

I  
l  
l  
.  
-  
C  
h  
i  
c  
a  
g  
o

Average RPI Win: 153		WON-LOST RECORD		WINNING PCT. RANK		LAST 10 GAMES		STRENGTH OF SCHEDULE		OPP. STRENGTH OF SCHEDULE		TEAM RPI		ADJ RPI		CONF. RPI		ADJ CONF. RPI				
DIV. I ONLY		19-21-0		.475 165		4-6-0		81		130		124		.51062 123		6		6				
DIV. I NON-CONF.		11-11-0		.5 141		2-2-0		148		197		159		.49596 158		6		6				
TOTALS		RPI 1-25		RPI 26-50		W-L RECORDS		RPI 51-100		RPI 101-150		RPI 150+										
19-21-0		0-2-0		1-3-0		OVERALL		5-6-0		4-5-0		9-5-0										
12-8-0		0-1-0		0-0-0		HOME		4-3-0		2-2-0		6-2-0										
7-12-0		0-1-0		1-3-0		AWAY		1-3-0		2-3-0		3-2-0										
0-1-0		0-0-0		0-0-0		NEUTRAL		0-0-0		0-0-0		0-1-0										
11-11-0		0-2-0		0-1-0		NON-CONFERENCE		1-1-0		3-3-0		7-4-0										
8-3-0		0-1-0		0-0-0		HOME		1-0-0		1-0-0		6-2-0										
3-7-0		0-1-0		0-0-		AWAY		0-1-0		2-3-0		1-1-0										
0-1-0		0-0-0		0-0-0		NEUTRAL		0-0-0		0-0-0		0-1-0										
8-10-0		0-0-0		1-2-0		CONFERENCE		4-5-0		1-2-0		2-1-0										
4-5-0		0-0-0		0-0-0		HOME		3-3-0		1-2-0		0-0-0										
4-5-0		0-0-0		1-2-0		AWAY		1-2-0		0-0-0		2-1-0										
0-0-0		0-0-0		0-0-0		NEUTRAL		0-0-0		0-0-0		0-0-0										
RPI	S	Opponent		Score		RPI	S	Opponent		Score		RPI	S	Opponent		Score						
8	A	West Virginia		7	14	29	A	Southern Miss.		3	5	63	A	Georgia Tech		3	11	104	H	Middle Tenn.	6	8
8	H	West Virginia		4	8	29	A	Southern Miss.		3	13	70	A	Fla. Atlantic		3	7	104	H	Middle Tenn.	4	6
						29	A	Southern Miss.		8	7	70	A	Fla. Atlantic		7	0	104	H	Middle Tenn.	8	6
						48	A	Tennessee		1	7	70	A	Fla. Atlantic		6	12	105	A	Western Caro.	0	8
												83	H	Morehead St.		4	3	105	A	Western Caro.	15	20
												86	H	FIU		3	4	105	A	Western Caro.	10	6
												86	H	FIU		22	6	116	A	Virginia Tech	0	7
												86	H	FIU		5	11	116	H	Virginia Tech	3	1
												98	H	UTSA		3	2	146	A	Kennesaw St.	7	4
												98	H	UTSA		12	11	153	A	ETSU	9	3
												98	H	UTSA		2	4	182	H	Niagara	3	9
																		182	H	Niagara	5	4
																		182	H	Niagara	9	6
																		194	A	UAB	5	2
																		194	A	UAB	2	1
																		194	A	UAB	3	4
																		212	H	Eastern Ky.	3	6
																		218	A	Georgia St.	3	8
																		219	H	Ohio	12	9
																		219	N	Ohio	10	11
																		285	H	Lehigh	3	0
																		285	H	Lehigh	6	4
																		285	H	Lehigh	10	6
				LAST 10 GAMES																		
				86	H	FIU	3	4	70	A	Fla. Atlantic	7	0									
				86	H	FIU	5	11	70	A	Fla. Atlantic	6	12									
				86	H	FIU	22	6	70	A	Fla. Atlantic	3	7									
				219	N	Ohio	10	11	219	H	Ohio	12	9									
				8	H	West Virginia	4	8	83	H	Morehead St.	4	3									

Non-Div. I Games:

Marshall

S  
a  
n  
F  
r  
a  
n  
c  
i  
s  
c  
o

San Francisco

Grand Canyon

## Grand Canyon

Average RPI Win: 170		WON-LOST	WINNING	LAST 10	STRENGTH OF	OPP. STRENGTH	TEAM	ADJ	CONF.	ADJ CONF.									
Average RPI Loss: 62		RECORD	PCT. RANK	GAMES	SCHEDULE	OF SCHEDULE	RPI	RPI	RPI	RPI									
DIV. I ONLY		21-21-0	.5	145	5-5-0	86	64	127	.50959	126	4	4							
DIV. I NON-CONF.		13-8-0	.61905	73	2-0-0	200	195	154	.49771	154	4	4							
<hr/>																			
TOTALS		RPI 1-25		RPI 26-50		W-L RECORDS		RPI 51-100		RPI 101-150		RPI 150+							
21-21-0		3-8-0		0-0-0		OVERALL		3-10-0		2-2-0		13-1-0							
16-10-0		1-2-0		0-0-0		HOME		2-5-0		2-2-0		11-1-0							
5-7-0		2-4-0		0-0-0		AWAY		1-3-0		0-0-0		2-0-0							
0-4-0		0-2-0		0-0-0		NEUTRAL		0-2-0		0-0-0		0-0-0							
13-8-0		0-2-0		0-0-0		NON-CONFERENCE		0-4-0		0-1-0		13-1-0							
11-3-0		0-0-0		0-0-0		HOME		0-1-0		0-1-0		11-1-0							
2-1-0		0-0-0		0-0-		AWAY		0-1-0		0-0-0		2-0-0							
0-4-0		0-2-0		0-0-0		NEUTRAL		0-2-0		0-0-0		0-0-0							
8-13-0		3-6-0		0-0-0		CONFERENCE		3-6-0		2-1-0		0-0-0							
5-7-0		1-2-0		0-0-0		HOME		2-4-0		2-1-0		0-0-0							
3-6-0		2-4-0		0-0-0		AWAY		1-2-0		0-0-0		0-0-0							
0-0-0		0-0-0		0-0-0		NEUTRAL		0-0-0		0-0-0		0-0-0							
RPI	S	Opponent		Score		RPI	S	Opponent		Score		RPI	S	Opponent		Score			
1	N	Oregon St.		3	6			61	A	Liberty		4	8	101	H	Southern California		0	2
1	N	Oregon St.		2	11			68	N	Gonzaga		1	6	116	H	Virginia Tech		10	1
5	A	Louisville		0	10			68	N	Gonzaga		1	4	116	H	Virginia Tech		5	7
5	A	Louisville		5	3			71	A	Miami (FL)		0	7	116	H	Virginia Tech		6	5
5	A	Louisville		5	7			71	A	Miami (FL)		7	9	163	H	Davidson		8	6
10	H	Wake Forest		4	8			71	A	Miami (FL)		5	2	207	H	Princeton		3	1
10	H	Wake Forest		7	3			73	H	East Carolina		4	9	207	H	Princeton		7	1
10	H	Wake Forest		2	11			89	H	Pittsburgh		8	9	207	H	Princeton		9	2
14	A	Virginia		6	13			89	H	Pittsburgh		14	0	207	H	Princeton		6	1
14	A	Virginia		6	13			89	H	Pittsburgh		2	6	221	H	N.C. A&T		10	2
14	A	Virginia		19	3			95	H	Boston College		1	3	241	H	Army West Point		5	1
								95	H	Boston College		6	15	241	H	Army West Point		5	9
								95	H	Boston College		9	2	241	H	Army West Point		8	5
														243	A	Campbell		12	10
														263	A	N.C. Central		14	6
														263	H	N.C. Central		8	4
														289	H	UMES		10	3
														297	H	Mt. St. Mary's		10	3
<hr/>																			
LAST 10 GAMES																			
		5	A	Louisville	5	7	95	H	Boston College	6	15								
		5	A	Louisville	0	10	95	H	Boston College	1	3								
		5	A	Louisville	5	3	243	A	Campbell	12	10								
		263	H	N.C. Central	8	4	71	A	Miami (FL)	5	2								
		95	H	Boston College	9	2	71	A	Miami (FL)	0	7								

Non-Div. I Games:

Duke

Average RPI Win:	163	WON-LOST	WINNING	LAST 10	STRENGTH OF	OPP. STRENGTH	TEAM	ADJ	CONF.	ADJ CONF.																																																													
Average RPI Loss:	136	RECORD	PCT. RANK	GAMES	SCHEDULE	OF SCHEDULE	RPI	RPI	RPI	RPI																																																													
DIV. I ONLY	20-16-0	.55556	104	7-3-0	133	156	128	.50933	127	13	13																																																												
DIV. I NON-CONF.	8-9-0	.47059	179	0-1-0	126	167	190	.48246	190	14	14																																																												
TOTALS	RPI 1-25	RPI 26-50	W-L RECORDS	RPI 51-100	RPI 101-150	RPI 150+																																																																	
20-16-0	0-0-0	1-0-0	OVERALL	6-6-0	3-4-0	10-6-0																																																																	
13-9-0	0-0-0	0-0-0	HOME	5-3-0	1-3-0	7-3-0																																																																	
7-7-0	0-0-0	1-0-0	AWAY	1-3-0	2-1-0	3-3-0																																																																	
0-0-0	0-0-0	0-0-0	NEUTRAL	0-0-0	0-0-0	0-0-0																																																																	
8-9-0	0-0-0	1-0-0	NON-CONFERENCE	3-6-0	0-0-0	4-3-0																																																																	
6-6-0	0-0-0	0-0-0	HOME	2-3-0	0-0-0	4-3-0																																																																	
2-3-0	0-0-0	1-0-	AWAY	1-3-0	0-0-0	0-0-0																																																																	
0-0-0	0-0-0	0-0-0	NEUTRAL	0-0-0	0-0-0	0-0-0																																																																	
12-7-0	0-0-0	0-0-0	CONFERENCE	3-0-0	3-4-0	6-3-0																																																																	
7-3-0	0-0-0	0-0-0	HOME	3-0-0	1-3-0	3-0-0																																																																	
5-4-0	0-0-0	0-0-0	AWAY	0-0-0	2-1-0	3-3-0																																																																	
0-0-0	0-0-0	0-0-0	NEUTRAL	0-0-0	0-0-0	0-0-0																																																																	
RPI S Opponent Score	RPI S Opponent Score	RPI S Opponent Score	RPI S Opponent Score	RPI S Opponent Score	RPI S Opponent Score	RPI S Opponent Score																																																																	
30 A Houston	3 2	53 H Southeastern La.	8 7	119 H SFA	2 9	53 H Southeastern La.	4 0	129 H Central Ark.	3 4	53 H Southeastern La.	6 3	129 H Central Ark.	5 3	55 H Rhode Island	3 2	129 H Central Ark.	4 17	55 H Rhode Island	5 6	130 A Lamar University	4 10	55 H Rhode Island	4 5	130 A Lamar University	2 1	64 A Kansas	2 4	160 A Nicholls St.	2 3	55 H Rhode Island	10 2	130 A Lamar University	7 2	64 A Kansas	1 2	160 A Nicholls St.	1 3	64 A Kansas	4 2	160 A Nicholls St.	1 2	98 A UTSA	2 10	233 H Fordham	7 6	98 H UTSA	6 18	233 H Fordham	3 4	233 H Fordham	13 5	252 H Abilene Christian	8 7	252 H Abilene Christian	10 3	252 H Abilene Christian	9 4	253 H LIU Brooklyn	14 1	253 H LIU Brooklyn	11 5	253 H LIU Brooklyn	2 4	257 A Incarnate Word	3 1	257 A Incarnate Word	5 2	257 A Incarnate Word	6 0	269 H Texas Southern	1 4
LAST 10 GAMES												252 H Abilene Christian	9 4	252 H Abilene Christian	8 7	129 H Central Ark.	4 17	129 H Central Ark.	5 3	129 H Central Ark.	3 4																																																		
98 A UTSA	2 10	252 H Abilene Christian	9 4	252 H Abilene Christian	8 7	129 H Central Ark.	4 17	129 H Central Ark.	5 3	129 H Central Ark.	3 4																																																												
257 A Incarnate Word	3 1	252 H Abilene Christian	8 7	129 H Central Ark.	4 17	129 H Central Ark.	5 3	129 H Central Ark.	3 4																																																														
257 A Incarnate Word	6 0	129 H Central Ark.	4 17	129 H Central Ark.	5 3	129 H Central Ark.	3 4																																																																
257 A Incarnate Word	5 2	129 H Central Ark.	5 3	129 H Central Ark.	3 4																																																																		
252 H Abilene Christian	10 3	129 H Central Ark.	3 4																																																																				

Non-Div. I Games:

Houston Baptist

[illegible]

**Non-Div. I Games:**

## Baldwin Wallace

15 5

## Madonna

4 6

Central Mich.



[illegible]

**Non-Div. I Games:**

Central Ark.

[illegible]

**Non-Div. I Games:**

Lamar University

RPI	S	Opponent	Score	
257	H	Incarnate Word	5	2
269	H	Texas Southern	5	2
269	H	Texas Southern	3	2
282	H	Grambling	11	2
286	H	Prairie View	15	7

Average RPI Win:	167	WON-LOST RECORD	WINNING PCT. RANK	LAST 10 GAMES	STRENGTH OF SCHEDULE	OPP. STRENGTH OF SCHEDULE	TEAM RPI	ADJ RPI	CONF. RPI	ADJ CONF. RPI	
DIV. I ONLY		21-18-0	.53846 116	5-5-0	144	203	131	.50684 131	15	16	
DIV. I NON-CONF.		10-8-0	.55556 112	1-2-0	66	262	115	.51824 115	19	19	
<hr/>											
TOTALS	RPI 1-25	RPI 26-50		W-L RECORDS	RPI 51-100		RPI 101-150		RPI 150+		
21-18-0	1-0-0	0-0-0		OVERALL	1-3-0		7-7-0		12-8-0		
14-5-0	1-0-0	0-0-0		HOME	0-0-0		5-4-0		8-1-0		
6-12-0	0-0-0	0-0-0		AWAY	1-3-0		1-2-0		4-7-0		
1-1-0	0-0-0	0-0-0		NEUTRAL	0-0-0		1-1-0		0-0-0		
<hr/>											
10-8-0	1-0-0	0-0-0		NON-CONFERENCE	1-0-0		3-5-0		5-3-0		
7-3-0	1-0-0	0-0-0		HOME	0-0-0		1-2-0		5-1-0		
2-4-0	0-0-0	0-0-		AWAY	1-0-0		1-2-0		0-2-0		
1-1-0	0-0-0	0-0-0		NEUTRAL	0-0-0		1-1-0		0-0-0		
<hr/>											
11-10-0	0-0-0	0-0-0		CONFERENCE	0-3-0		4-2-0		7-5-0		
7-2-0	0-0-0	0-0-0		HOME	0-0-0		4-2-0		3-0-0		
4-8-0	0-0-0	0-0-0		AWAY	0-3-0		0-0-0		4-5-0		
0-0-0	0-0-0	0-0-0		NEUTRAL	0-0-0		0-0-0		0-0-0		
<hr/>											
RPI S	Opponent	Score	RPI S	Opponent	Score	RPI S	Opponent	Score	RPI S	Opponent	Score
13 H	Missouri St.	5 4				60 A	Missouri	6 5	114 H	Jacksonville St.	7 6
						83 A	Morehead St.	5 17	114 H	Jacksonville St.	1 0
						83 A	Morehead St.	9 12	114 H	Jacksonville St.	7 17
						83 A	Morehead St.	2 3	115 H	Purdue	5 13
									115 H	Purdue	17 7
									115 H	Purdue	0 4
									117 N	UT Arlington	3 5
									117 N	UT Arlington	4 3
									119 A	SFA	2 3
									119 A	SFA	3 1
									129 A	Central Ark.	4 5
									145 H	Austin Peay	7 11
									145 H	Austin Peay	5 3
									145 H	Austin Peay	10 0
									165 H	Saint Louis	13 2
									175 A	Southern Ill.	2 4
									175 H	Southern Ill.	5 7
									181 H	UT Martin	13 4
									181 H	UT Martin	5 4
									181 H	UT Martin	14 1
									186 A	Arkansas St.	1 10
									186 H	Arkansas St.	10 4
LAST 10 GAMES											
175 H	Southern Ill.	5 7	114 H	Jacksonville St.	7 17	202 A	Murray St.	4 3	114 H	Jacksonville St.	1 0
202 A	Murray St.	4 3	114 H	Jacksonville St.	1 0	202 A	Murray St.	1 11	114 H	Jacksonville St.	7 6
202 A	Murray St.	1 11	114 H	Jacksonville St.	7 6	202 A	Murray St.	7 9	202 A	Murray St.	7 9
202 A	Murray St.	7 9	175 A	Southern Ill.	2 4	211 A	Eastern Ill.	4 5	211 A	Eastern Ill.	4 5
165 H	Saint Louis	13 2	211 A	Eastern Ill.	7 6	211 A	Eastern Ill.	7 6	211 A	Eastern Ill.	7 6

Southeast Mo. St.

RPI	S	Opponent	Score	
211	A	Eastern Ill.	7	3
244	A	SIUE	8	3
244	A	SIUE	5	7
244	A	SIUE	10	15
270	H	Western Ill.	22	2
270	H	Western Ill.	5	1
270	H	Western Ill.	5	4

Southeast Mo. St.

S  
o  
u  
t  
h  
e  
a  
s  
t  
M  
o  
.  
S  
t  
.

S  
o  
u  
t  
h  
e  
a  
s  
t  
M  
o  
.  
S  
t  
.

Ball St.

Average RPI Win: 191		WON-LOST	WINNING	LAST 10	STRENGTH OF	OPP. STRENGTH	TEAM	ADJ	CONF.	ADJ CONF.				
Average RPI Loss: 192		RECORD	PCT. RANK	GAMES	SCHEDULE	OF SCHEDULE	RPI	RPI	RPI	RPI				
DIV. I ONLY		19-17-0	.52778	125	4-6-0	156	271	133	.5065	133	26	26		
DIV. I NON-CONF.		12-12-0	.5	141	2-5-0	123	277	124	.5108	124	25	25		
<hr/>														
TOTALS		RPI 1-25	RPI 26-50		W-L RECORDS		RPI 51-100		RPI 101-150		RPI 150+			
19-17-0		1-1-0	0-1-0		OVERALL		1-0-0		0-0-0		17-15-0			
4-2-0		0-0-0	0-0-0		HOME		0-0-0		0-0-0		4-2-0			
7-10-0		1-1-0	0-1-0		AWAY		1-0-0		0-0-0		5-8-0			
8-5-0		0-0-0	0-0-0		NEUTRAL		0-0-0		0-0-0		8-5-0			
12-12-0		1-1-0	0-1-0		NON-CONFERENCE		1-0-0		0-0-0		10-10-0			
1-2-0		0-0-0	0-0-0		HOME		0-0-0		0-0-0		1-2-0			
5-6-0		1-1-0	0-0-		AWAY		1-0-0		0-0-0		3-4-0			
6-4-0		0-0-0	0-0-0		NEUTRAL		0-0-0		0-0-0		6-4-0			
7-5-0		0-0-0	0-0-0		CONFERENCE		0-0-0		0-0-0		7-5-0			
3-0-0		0-0-0	0-0-0		HOME		0-0-0		0-0-0		3-0-0			
2-4-0		0-0-0	0-0-0		AWAY		0-0-0		0-0-0		2-4-0			
2-1-0		0-0-0	0-0-0		NEUTRAL		0-0-0		0-0-0		2-1-0			
RPI	S	Opponent	Score		RPI	S	Opponent	Score		RPI	S	Opponent	Score	
16	A	Mississippi St.	9	8	47	A	Binghamton	1	3	90	A	VCU	15	6
16	A	Mississippi St.	4	12						155	A	Hartford	16	18
										156	N	UMass Lowell	6	5
										164	H	Canisius	13	3
										164	H	Canisius	11	4
										164	H	Canisius	10	7
										184	N	Indiana St.	9	3
										184	N	Indiana St.	1	3
										185	N	Penn	4	5
										185	N	Penn	5	0
										185	N	Penn	4	3
										188	H	Stony Brook	2	9
										197	A	Navy	2	3
										199	N	Central Conn. St.	2	3
										206	A	Monmouth	2	7
										206	A	Monmouth	7	1
										206	A	Monmouth	5	4
										214	A	Albany (NY)	2	8
										214	A	Albany (NY)	9	6
										214	H	Albany (NY)	3	4
										214	H	Albany (NY)	2	1
										220	A	George Mason	9	10
										220	A	George Mason	3	1
										220	A	George Mason	4	1
										239	A	Quinnipiac	0	2
										239	A	Quinnipiac	4	7
										239	A	Quinnipiac	2	4
										258	N	Bucknell	10	8
LAST 10 GAMES														
214	A	Albany (NY)	9	6	206	A	Monmouth	7	1	220	A	George Mason	4	1
214	A	Albany (NY)	2	8	206	A	Monmouth	5	4	239	A	Quinnipiac	0	2
214	H	Albany (NY)	3	4	206	A	Monmouth	2	7	239	A	Quinnipiac	4	7
214	H	Albany (NY)	2	1	155	A	Hartford	16	18	239	A	Quinnipiac	2	4
47	A	Binghamton	1	3	188	H	Stony Brook	2	9	258	N	Bucknell	10	8

Non-Div. I Games:

Marist

RPI	S	Opponent	Score	
258	N	Bucknell	5	0
258	N	Bucknell	3	7
266	N	Iona	1	3
266	N	Iona	5	1
266	N	Iona	10	3

Marist

M  
a  
r  
i  
s  
t

M  
a  
r  
i  
s  
t



**B  
r  
y  
a  
n  
t**

B  
r  
y  
a  
n  
t

Bryant

[illegible]

**Non-Div. I Games:**

Wichita St.

Average RPI Win: 133		WON-LOST	WINNING	LAST 10	STRENGTH OF		OPP. STRENGTH	TEAM	ADJ	CONF.	ADJ CONF.
Average RPI Loss: 110		RECORD	PCT. RANK	GAMES	SCHEDULE		OF SCHEDULE	RPI	RPI	RPI	RPI
DIV. I ONLY		14-22-0	.38889	231	2-8-0		49	121	136	.50417	136
DIV. I NON-CONF.		12-12-0	.5	141	1-2-0		51	140	92	.52847	92
TOTALS		RPI 1-25	RPI 26-50		W-L RECORDS		RPI 51-100		RPI 101-150		RPI 150+
14-22-0		0-3-0	3-3-0		OVERALL		2-5-0		1-1-0		8-10-0
6-10-0		0-0-0	1-2-0		HOME		0-2-0		0-1-0		5-5-0
7-11-0		0-3-0	1-0-0		AWAY		2-3-0		1-0-0		3-5-0
1-1-0		0-0-0	1-1-0		NEUTRAL		0-0-0		0-0-0		0-0-0
12-12-0		0-0-0	2-1-0		NON-CONFERENCE		2-5-0		1-1-0		7-5-0
4-6-0		0-0-0	0-0-0		HOME		0-2-0		0-1-0		4-3-0
7-5-0		0-0-0	1-0-		AWAY		2-3-0		1-0-0		3-2-0
1-1-0		0-0-0	1-1-0		NEUTRAL		0-0-0		0-0-0		0-0-0
2-10-0		0-3-0	1-2-0		CONFERENCE		0-0-0		0-0-0		1-5-0
2-4-0		0-0-0	1-2-0		HOME		0-0-0		0-0-0		1-2-0
0-6-0		0-3-0	0-0-0		AWAY		0-0-0		0-0-0		0-3-0
0-0-0		0-0-0	0-0-0		NEUTRAL		0-0-0		0-0-0		0-0-0
RPI S	Opponent	Score	RPI S	Opponent	Score	RPI S	Opponent	Score	RPI S	Opponent	Score
23 A	Long Beach St.	0 8	33 H	Cal St. Fullerton	2 15	59 A	San Diego	2 10	106 A	San Diego St.	7 4
23 A	Long Beach St.	0 3	33 H	Cal St. Fullerton	3 2	59 H	San Diego	1 14	106 H	San Diego St.	1 10
23 A	Long Beach St.	4 11	33 H	Cal St. Fullerton	1 6	68 H	Gonzaga	3 10	151 H	Hawaii	2 4
			41 N	Nebraska	4 5	74 A	Loyola Marymount	8 9	151 H	Hawaii	9 2
			41 N	Nebraska	4 3	92 A	Kansas St.	5 1	151 H	Hawaii	4 7
			49 A	UCLA	3 2	92 A	Kansas St.	0 1	173 A	CSUN	3 10
						92 A	Kansas St.	11 2	173 A	CSUN	0 3
									173 A	CSUN	4 10
									174 A	Fresno St.	4 5
									174 A	Fresno St.	4 3
									174 A	Fresno St.	6 4
									179 H	Holy Cross	5 2
									179 H	Holy Cross	9 8
									179 H	Holy Cross	14 6
									179 H	Holy Cross	4 5
									187 H	CSU Bakersfield	11 2
									187 H	CSU Bakersfield	9 15
									187 H	CSU Bakersfield	5 7
									227 A	UNLV	7 8
									227 A	UNLV	11 9
			LAST 10 GAMES								
			106 A	San Diego St.	7 4	151 H	Hawaii	4 7			
			173 A	CSUN	3 10	151 H	Hawaii	9 2			
			173 A	CSUN	0 3	151 H	Hawaii	2 4			
			173 A	CSUN	4 10	59 H	San Diego	1 14			
			106 H	San Diego St.	1 10	23 A	Long Beach St.	0 3			

Non-Div. I Games:

UC Riverside

Average RPI Win:		178	WON-LOST RECORD		WINNING PCT. RANK		LAST 10 GAMES		STRENGTH OF SCHEDULE		OPP. STRENGTH OF SCHEDULE		TEAM RPI		ADJ RPI		CONF. RPI		ADJ CONF. RPI								
DIV. I ONLY			14-20-0		.41176 214		6-4-0		79		165		137		.50412 137		14		14								
DIV. I NON-CONF.			10-15-0		.4 209		2-2-0		34		218		107		.52157 107		12		12								
TOTALS		RPI 1-25		RPI 26-50		W-L RECORDS		RPI 51-100		RPI 101-150		RPI 150+															
14-20-0		0-4-0		1-2-0		OVERALL		2-7-0		3-2-0		8-5-0															
7-5-0		0-0-0		0-0-0		HOME		0-0-0		3-1-0		4-4-0															
7-15-0		0-4-0		1-2-0		AWAY		2-7-0		0-1-0		4-1-0															
0-0-0		0-0-0		0-0-0		NEUTRAL		0-0-0		0-0-0		0-0-0															
10-15-0		0-1-0		1-2-0		NON-CONFERENCE		2-7-0		1-1-0		6-4-0															
3-3-0		0-0-0		0-0-0		HOME		0-0-0		1-0-0		2-3-0															
7-12-0		0-1-0		1-0-		AWAY		2-7-0		0-1-0		4-1-0															
0-0-0		0-0-0		0-0-0		NEUTRAL		0-0-0		0-0-0		0-0-0															
4-5-0		0-3-0		0-0-0		CONFERENCE		0-0-0		2-1-0		2-1-0															
4-2-0		0-0-0		0-0-0		HOME		0-0-0		2-1-0		2-1-0															
0-3-0		0-3-0		0-0-0		AWAY		0-0-0		0-0-0		0-0-0															
0-0-0		0-0-0		0-0-0		NEUTRAL		0-0-0		0-0-0		0-0-0															
RPI	S	Opponent		Score		RPI	S	Opponent		Score		RPI	S	Opponent		Score											
13	A	Missouri St.		3	5	37	A	Mercer		10	11	87	A	Sam Houston St.		2	8	103	A	Iowa		1	12				
13	A	Missouri St.		2	9	37	A	Mercer		8	6	87	A	Sam Houston St.		7	14	103	H	Iowa		6	4				
13	A	Missouri St.		3	13	37	A	Mercer		5	6	87	A	Sam Houston St.		1	7	135	H	Wichita St.		11	10				
24	A	UCF		9	12							94	A	Tennessee Tech		14	16	135	H	Wichita St.		5	8				
												94	A	Tennessee Tech		7	5	135	H	Wichita St.		6	5				
												94	A	Tennessee Tech		7	13	170	A	Illinois		2	0				
												100	A	North Florida		2	4	170	H	Illinois		6	8				
												100	A	North Florida		4	2	216	A	A&M-Corpus Christi		9	5				
												100	A	North Florida		5	9	216	A	A&M-Corpus Christi		7	10				
																		216	A	A&M-Corpus Christi		7	6				
																		244	A	SIUE		10	7				
																		245	H	Milwaukee		4	13				
																		245	H	Milwaukee		11	5				
																		245	H	Milwaukee		3	2				
																		246	H	Northwestern		2	6				
																		273	H	Illinois St.		13	3				
																		273	H	Illinois St.		4	9				
																		273	H	Illinois St.		8	6				
						LAST 10 GAMES																					
						170 H Illinois						6	8	135 H Wichita St.						5	8						
						273 H Illinois St.						8	6	135 H Wichita St.						11	10						
						273 H Illinois St.						4	9	135 H Wichita St.						6	5						
						273 H Illinois St.						13	3	246 H Northwestern						2	6						
						103 H Iowa						6	4	244 A SIUE						10	7						
Non-Div. I Games:		Robert Morris-Peoria		4	3	Cornell College		5	4	Eureka		9	7	Robert Morris-S'fiel		15	0	Bradley									

**Non-Div. I Games:**

Furman

RPI	S	Opponent	Score	
275	H	Dayton	11	12
275	H	Dayton	9	7
275	H	Dayton	9	3

Furman

F  
u  
r  
m  
a  
n

F  
u  
r  
m  
a  
n

Average RPI Win: 133		WON-LOST RECORD	WINNING PCT. RANK		LAST 10 GAMES		STRENGTH OF SCHEDULE		OPP. STRENGTH OF SCHEDULE		TEAM RPI	ADJ RPI	CONF. RPI	ADJ CONF. RPI	
Average RPI Loss: 115															
DIV. I ONLY		18-21-0	.46154	181	7-3-0		113		84		139	.50312	139	8	8
DIV. I NON-CONF.		10-17-0	.37037	230	2-1-0		108		87		197	.47645	197	8	8
TOTALS		RPI 1-25	RPI 26-50		W-L RECORDS		RPI 51-100		RPI 101-150		RPI 150+				
18-21-0		0-1-0	3-4-0		OVERALL		3-4-0		4-5-0		8-7-0				
11-9-0		0-0-0	3-4-0		HOME		2-2-0		2-1-0		4-2-0				
7-12-0		0-1-0	0-0-0		AWAY		1-2-0		2-4-0		4-5-0				
0-0-0		0-0-0	0-0-0		NEUTRAL		0-0-0		0-0-0		0-0-0				
10-17-0		0-1-0	1-3-0		NON-CONFERENCE		3-4-0		2-4-0		4-5-0				
7-7-0		0-0-0	1-3-0		HOME		2-2-0		2-1-0		2-1-0				
3-10-0		0-1-0	0-0-		AWAY		1-2-0		0-3-0		2-4-0				
0-0-0		0-0-0	0-0-0		NEUTRAL		0-0-0		0-0-0		0-0-0				
8-4-0		0-0-0	2-1-0		CONFERENCE		0-0-0		2-1-0		4-2-0				
4-2-0		0-0-0	2-1-0		HOME		0-0-0		0-0-0		2-1-0				
4-2-0		0-0-0	0-0-0		AWAY		0-0-0		2-1-0		2-1-0				
0-0-0		0-0-0	0-0-0		NEUTRAL		0-0-0		0-0-0		0-0-0				
RPI	S	Opponent	Score		RPI	S	Opponent	Score		RPI	S	Opponent	Score		
19	A	Stanford	2	5	33	H	Cal St. Fullerton	13	6	68	H	Gonzaga	6	1	
					33	H	Cal St. Fullerton	4	7	72	A	California	3	4	
					33	H	Cal St. Fullerton	8	4	72	A	California	6	4	
					41	H	Nebraska	5	6	72	A	California	1	8	
					41	H	Nebraska	3	2	74	H	Loyola Marymount	16	1	
					41	H	Nebraska	2	3	74	H	Loyola Marymount	5	6	
					41	H	Nebraska	4	6	74	H	Loyola Marymount	0	4	

Non-Div. I Games:

Cal Poly

Average RPI Win: 212		WON-LOST RECORD	WINNING PCT. RANK		LAST 10 GAMES	STRENGTH OF SCHEDULE	OPP. STRENGTH OF SCHEDULE	TEAM RPI	ADJ RPI		CONF. RPI	ADJ CONF. RPI			
Average RPI Loss: 146															
DIV. I ONLY		22-16-0	.57895	89	3-7-0	217	259	140	.50311	140	11	11			
DIV. I NON-CONF.		20-9-0	.68966	41	3-1-0	285	281	157	.49636	156	16	16			
<hr/>															
TOTALS		RPI 1-25		RPI 26-50		W-L RECORDS		RPI 51-100		RPI 101-150		RPI 150+			
22-16-0		0-0-0		1-3-0		OVERALL		2-1-0		2-3-0		17-9-0			
5-5-0		0-0-0		0-3-0		HOME		0-0-0		0-0-0		5-2-0			
12-8-0		0-0-0		1-0-0		AWAY		2-1-0		2-3-0		7-3-0			
5-3-0		0-0-0		0-0-0		NEUTRAL		0-0-0		0-0-0		5-3-0			
20-9-0		0-0-0		1-0-0		NON-CONFERENCE		0-0-0		2-0-0		17-9-0			
5-2-0		0-0-0		0-0-0		HOME		0-0-0		0-0-0		5-2-0			
10-4-0		0-0-0		1-0-		AWAY		0-0-0		2-0-0		7-4-0			
5-3-0		0-0-0		0-0-0		NEUTRAL		0-0-0		0-0-0		5-3-0			
2-7-0		0-0-0		0-3-0		CONFERENCE		2-1-0		0-3-0		0-0-0			
0-3-0		0-0-0		0-3-0		HOME		0-0-0		0-0-0		0-0-0			
2-4-0		0-0-0		0-0-0		AWAY		2-1-0		0-3-0		0-0-0			
0-0-0		0-0-0		0-0-0		NEUTRAL		0-0-0		0-0-0		0-0-0			
RPI	S	Opponent	Score	RPI	S	Opponent	Score	RPI	S	Opponent	Score				
				28	A	Indiana	7 5	85	A	Seton Hall	6 2	108	A	Xavier	2 3
				32	H	St. John's (NY)	3 12	85	A	Seton Hall	4 1	108	A	Xavier	12 17
				32	H	St. John's (NY)	2 6	85	A	Seton Hall	1 7	108	A	Xavier	4 13
				32	H	St. John's (NY)	3 5					132	A	Ball St.	7 3
												138	A	Furman	10 7
												155	N	Hartford	2 5
												163	A	Davidson	2 3
												165	H	Saint Louis	6 3
												165	H	Saint Louis	2 4
												165	H	Saint Louis	6 5
												176	A	Presbyterian	5 7
												178	N	Eastern Mich.	0 4
												178	N	Eastern Mich.	6 2
												211	H	Eastern Ill.	6 10
												219	A	Ohio	5 4
												219	A	Ohio	7 6
												219	A	Ohio	4 3
												219	N	Ohio	0 4
												219	N	Ohio	15 4
												258	N	Bucknell	4 3
												272	N	La Salle	6 5
												272	N	La Salle	3 1
				LAST 10 GAMES								275	H	Dayton	4 0
				275	H	Dayton	4 0	211	H	Eastern Ill.	6 10	275	H	Dayton	4 0
				108	A	Xavier	2 3	32	H	St. John's (NY)	3 12	283	A	Alcorn	5 0
				108	A	Xavier	12 17	32	H	St. John's (NY)	3 5	283	A	Alcorn	1 5
				108	A	Xavier	4 13	32	H	St. John's (NY)	2 6	283	A	Alcorn	8 13
				28	A	Indiana	7 5	298	A	Fort Wayne	10 3	283	A	Alcorn	3 2

Non-Div. I Games: DePauw 8 1 Lewis 7 3

Butler



RPI	S	Opponent	Score	
284	A	Chicago St.	6	2
298	A	Fort Wayne	10	3
298	H	Fort Wayne	13	3
298	H	Fort Wayne	2	0

Butler

B  
u  
t  
l  
e  
r

B  
u  
t  
l  
e  
r

Average RPI Win:		188	WON-LOST RECORD		WINNING PCT. RANK	LAST 10 GAMES		STRENGTH OF SCHEDULE		OPP. STRENGTH OF SCHEDULE	TEAM RPI	ADJ RPI	CONF. RPI	ADJ CONF. RPI
Average RPI Loss:		64												
DIV. I ONLY			19-21-0		.475	165		2-8-0		77	110	141	.50239	141
DIV. I NON-CONF.			11-11-0		.5	141		0-4-0		36	122	113	.51944	113
TOTALS		RPI 1-25	RPI 26-50		W-L RECORDS		RPI 51-100		RPI 101-150		RPI 150+			
19-21-0		2-5-0	0-5-0		OVERALL		1-5-0		5-5-0		11-1-0			
17-8-0		1-0-0	0-1-0		HOME		1-3-0		4-3-0		11-1-0			
2-13-0		1-5-0	0-4-0		AWAY		0-2-0		1-2-0		0-0-0			
0-0-0		0-0-0	0-0-0		NEUTRAL		0-0-0		0-0-0		0-0-0			
11-11-0		2-2-0	0-5-0		NON-CONFERENCE		1-2-0		2-2-0		6-0-0			
10-4-0		1-0-0	0-1-0		HOME		1-1-0		2-2-0		6-0-0			
1-7-0		1-2-0	0-0-0		AWAY		0-1-0		0-0-0		0-0-0			
0-0-0		0-0-0	0-0-0		NEUTRAL		0-0-0		0-0-0		0-0-0			
8-10-0		0-3-0	0-0-0		CONFERENCE		0-3-0		3-3-0		5-1-0			
7-4-0		0-0-0	0-0-0		HOME		0-2-0		2-1-0		5-1-0			
1-6-0		0-3-0	0-0-0		AWAY		0-1-0		1-2-0		0-0-0			
0-0-0		0-0-0	0-0-0		NEUTRAL		0-0-0		0-0-0		0-0-0			
RPI	S	Opponent	Score		RPI	S	Opponent	Score		RPI	S	Opponent	Score	
12	A	Arkansas	2	5	29	A	Southern Miss.	4	8	52	A	South Ala.	7	10
13	A	Missouri St.	2	7	29	H	Southern Miss.	0	6	52	H	South Ala.	6	9
17	A	LSU	7	4	36	A	Texas	2	3	53	A	Southeastern La.	3	8
17	H	LSU	11	8	36	A	Texas	3	4	53	H	Southeastern La.	2	4
22	A	McNeese	7	9	36	A	Texas	1	7	53	H	Southeastern La.	0	8
22	A	McNeese	0	5						77	H	Tulane	9	5
22	A	McNeese	3	5										
					LAST 10 GAMES									
36	A	Texas	3	4	22	A	McNeese	0	5	111	H	Troy	9	12
36	A	Texas	2	3	52	H	South Ala.	6	9	111	H	Troy	3	2
36	A	Texas	1	7	130	H	Lamar University	1	9	111	H	Troy	3	4
22	A	McNeese	7	9	130	H	Lamar University	6	0	122	H	Ill.-Chicago	8	5
22	A	McNeese	3	5	130	H	Lamar University	2	0	129	A	Central Ark.	0	10
										129	A	Central Ark.	11	4
										129	A	Central Ark.	5	6
										130	H	Lamar University	6	0
										130	H	Lamar University	1	9
										130	H	Lamar University	2	0
										216	H	A&M-Corpus Christi	10	9
										216	H	A&M-Corpus Christi	4	8
										216	H	A&M-Corpus Christi	10	3
										222	H	Jackson St.	16	2
										252	H	Abilene Christian	12	6
										252	H	Abilene Christian	9	8
										252	H	Abilene Christian	8	6
										283	H	Alcorn	14	0
										283	H	Alcorn	10	0
										283	H	Alcorn	7	6
										286	H	Prairie View	14	0
										296	H	Southern U.	5	0

Non-Div. I Games:

New Orleans

Average RPI Win:	129	WON-LOST RECORD	WINNING PCT. RANK	LAST 10 GAMES	STRENGTH OF SCHEDULE	OPP. STRENGTH OF SCHEDULE	TEAM RPI	ADJ RPI	CONF. RPI	ADJ CONF. RPI				
DIV. I ONLY		15-23-0	.39474	227	0-1-0	48	85	142	.50098	142	8	8		
DIV. I NON-CONF.		13-16-0	.44828	189	0-1-0	26	105	109	.52146	109	8	8		
<hr/>														
TOTALS	RPI 1-25	RPI 26-50		W-L RECORDS		RPI 51-100		RPI 101-150		RPI 150+				
15-23-0	2-4-0	1-4-0		OVERALL		4-7-0		4-6-0		4-2-0				
8-13-0	2-4-0	0-3-0		HOME		1-2-0		2-3-0		3-1-0				
6-8-0	0-0-0	1-0-0		AWAY		2-4-0		2-3-0		1-1-0				
1-2-0	0-0-0	0-1-0		NEUTRAL		1-1-0		0-0-0		0-0-0				
13-16-0	2-1-0	1-4-0		NON-CONFERENCE		4-7-0		2-2-0		4-2-0				
7-8-0	2-1-0	0-3-0		HOME		1-2-0		1-1-0		3-1-0				
5-6-0	0-0-0	1-0-		AWAY		2-4-0		1-1-0		1-1-0				
1-2-0	0-0-0	0-1-0		NEUTRAL		1-1-0		0-0-0		0-0-0				
2-7-0	0-3-0	0-0-0		CONFERENCE		0-0-0		2-4-0		0-0-0				
1-5-0	0-3-0	0-0-0		HOME		0-0-0		1-2-0		0-0-0				
1-2-0	0-0-0	0-0-0		AWAY		0-0-0		1-2-0		0-0-0				
0-0-0	0-0-0	0-0-0		NEUTRAL		0-0-0		0-0-0		0-0-0				
<hr/>														
RPI	S	Opponent	Score		RPI	S	Opponent	Score		RPI	S	Opponent	Score	
11	H	TCU	11	2	30	H	Houston	3	4	54	A	Oregon	2	7
11	H	TCU	6	3	30	H	Houston	4	5	54	A	Oregon	3	6
11	H	TCU	7	16	30	H	Houston	3	7	54	A	Oregon	1	10
23	H	Long Beach St.	0	4	48	N	Tennessee	9	10	54	N	Oregon	5	11
23	H	Long Beach St.	2	8	49	A	UCLA	5	3	59	A	San Diego	6	14
23	H	Long Beach St.	2	5						59	A	San Diego	8	7
										62	H	Minnesota	8	9
										62	H	Minnesota	7	5
										74	A	Loyola Marymount	7	6
										74	H	Loyola Marymount	2	4
										93	N	Notre Dame	18	4
										101	A	Southern California	14	3
										101	H	Southern California	7	9
										106	A	San Diego St.	3	9
										106	H	San Diego St.	7	5
										109	A	UC Santa Barbara	7	8
										109	A	UC Santa Barbara	8	7
										109	A	UC Santa Barbara	3	11
										139	H	Cal Poly	5	6
										139	H	Cal Poly	2	3
										139	H	Cal Poly	3	2
										187	H	CSU Bakersfield	2	14
										279	H	Portland	5	3
										279	H	Portland	6	3
										279	H	Portland	3	1
										281	A	Seattle U	3	2
										281	A	Seattle U	2	8
<hr/>														
LAST 10 GAMES														
101	H	Southern California	7	9	101	A	Southern California	14	3					
59	A	San Diego	8	7	109	A	UC Santa Barbara	7	8					
23	H	Long Beach St.	2	5	109	A	UC Santa Barbara	8	7					
23	H	Long Beach St.	2	8	109	A	UC Santa Barbara	3	11					
23	H	Long Beach St.	0	4	106	A	San Diego St.	3	9					

Non-Div. I Games:

UC Irvine

Average RPI Win: 187		WON-LOST RECORD		WINNING PCT. RANK		LAST 10 GAMES		STRENGTH OF SCHEDULE		OPP. STRENGTH OF SCHEDULE		TEAM RPI		ADJ RPI		CONF. RPI		ADJ CONF. RPI					
DIV. I ONLY		20-19-0		.51282 134		6-4-0		165		128		143		.50087 143		15		16					
DIV. I NON-CONF.		7-11-0		.38889 218		2-1-0		141		79		207		.47225 206		19		19					
TOTALS		RPI 1-25		RPI 26-50		W-L RECORDS		RPI 51-100		RPI 101-150		RPI 150+											
20-19-0		0-2-0		0-0-0		OVERALL		2-8-0		3-5-0		15-4-0											
10-9-0		0-1-0		0-0-0		HOME		1-6-0		0-1-0		9-1-0											
10-9-0		0-0-0		0-0-0		AWAY		1-2-0		3-4-0		6-3-0											
0-1-0		0-1-0		0-0-0		NEUTRAL		0-0-0		0-0-0		0-0-0											
7-11-0		0-2-0		0-0-0		NON-CONFERENCE		1-6-0		0-2-0		6-1-0											
4-6-0		0-1-0		0-0-0		HOME		0-4-0		0-1-0		4-0-0											
3-4-0		0-0-0		0-0-0		AWAY		1-2-0		0-1-0		2-1-0											
0-1-0		0-1-0		0-0-0		NEUTRAL		0-0-0		0-0-0		0-0-0											
13-8-0		0-0-0		0-0-0		CONFERENCE		1-2-0		3-3-0		9-3-0											
6-3-0		0-0-0		0-0-0		HOME		1-2-0		0-0-0		5-1-0											
7-5-0		0-0-0		0-0-0		AWAY		0-0-0		3-3-0		4-2-0											
0-0-0		0-0-0		0-0-0		NEUTRAL		0-0-0		0-0-0		0-0-0											
RPI	S	Opponent		Score		RPI	S	Opponent		Score		RPI	S	Opponent		Score		RPI	S	Opponent		Score	
13	H	Missouri St.		5 7								104	A	Middle Tenn.		4 10							
20	N	Vanderbilt		11 17								63	A	Georgia Tech		11 5		104	H	Middle Tenn.		4 6	
												63	A	Georgia Tech		3 12		114	A	Jacksonville St.		10 5	
												69	H	Kent St.		4 5		114	A	Jacksonville St.		4 9	
												69	H	Kent St.		0 3		114	A	Jacksonville St.		3 2	
												69	H	Kent St.		0 15		145	A	Austin Peay		9 5	
												83	H	Morehead St.		5 6		145	A	Austin Peay		8 10	
												83	H	Morehead St.		4 2		145	A	Austin Peay		2 6	
												83	H	Morehead St.		3 4		175	A	Southern Ill.		9 3	
												97	H	Memphis		0 6		175	H	Southern Ill.		18 17	
																		177	A	Lipscomb		9 7	
																		181	A	UT Martin		8 6	
																		181	A	UT Martin		8 5	
																		181	A	UT Martin		4 7	
																		211	H	Eastern Ill.		8 3	
																		211	H	Eastern Ill.		3 7	
																		211	H	Eastern Ill.		10 1	
																		212	A	Eastern Ky.		2 0	
																		212	A	Eastern Ky.		7 3	
																		212	A	Eastern Ky.		2 6	
																		244	H	SIUE		8 5	
																		244	H	SIUE		8 6	
																		244	H	SIUE		4 3	
																		246	H	Northwestern		6 1	
																		250	A	Western Ky.		2 3	
																		250	H	Western Ky.		11 3	
																		260	H	Bowling Green		7 5	
LAST 10 GAMES																							

Non-Div. I Games:

Belmont

Average RPI Win:		188	WON-LOST RECORD		WINNING PCT. RANK		LAST 10 GAMES		STRENGTH OF SCHEDULE		OPP. STRENGTH OF SCHEDULE		TEAM RPI		ADJ RPI		CONF. RPI		ADJ CONF. RPI				
DIV. I ONLY			20-21-0		.4878	157	5-5-0		125		104		144		.50075		144	22		22			
DIV. I NON-CONF.			10-16-0		.38462	220	1-2-0		37		25		130		.50756		130	23		23			
TOTALS		RPI 1-25		RPI 26-50			W-L RECORDS			RPI 51-100			RPI 101-150			RPI 150+							
20-21-0		0-2-0		0-3-0			OVERALL			2-9-0			4-5-0			14-2-0							
13-10-0		0-1-0		0-0-0			HOME			1-7-0			2-1-0			10-1-0							
7-11-0		0-1-0		0-3-0			AWAY			1-2-0			2-4-0			4-1-0							
0-0-0		0-0-0		0-0-0			NEUTRAL			0-0-0			0-0-0			0-0-0							
10-16-0		0-2-0		0-3-0			NON-CONFERENCE			2-9-0			4-2-0			4-0-0							
5-9-0		0-1-0		0-0-0			HOME			1-7-0			2-1-0			2-0-0							
5-7-0		0-1-0		0-0-			AWAY			1-2-0			2-1-0			2-0-0							
0-0-0		0-0-0		0-0-0			NEUTRAL			0-0-0			0-0-0			0-0-0							
10-5-0		0-0-0		0-0-0			CONFERENCE			0-0-0			0-3-0			10-2-0							
8-1-0		0-0-0		0-0-0			HOME			0-0-0			0-0-0			8-1-0							
2-4-0		0-0-0		0-0-0			AWAY			0-0-0			0-3-0			2-1-0							
0-0-0		0-0-0		0-0-0			NEUTRAL			0-0-0			0-0-0			0-0-0							
RPI	S	Opponent		Score		RPI	S	Opponent		Score		RPI	S	Opponent		Score		RPI	S	Opponent		Score	
2	A	Clemson		2	7	41	A	Nebraska		1	10	66	A	Coastal Caro.		7	16	107	H	Cincinnati		4	5
2	H	Clemson		4	8	41	A	Nebraska		2	6	66	H	Coastal Caro.		5	8	107	H	Cincinnati		5	3
						41	A	Nebraska		1	6	69	H	Kent St.		10	7	107	H	Cincinnati		4	3
												69	H	Kent St.		0	5	110	A	Georgia		8	9
												69	H	Kent St.		5	13	110	A	Georgia		15	6
												73	H	East Carolina		12	15	110	A	Georgia		9	3
												73	H	East Carolina		7	12	149	A	Northeastern		3	4
												79	A	Ga. Southern		7	14	149	A	Northeastern		3	6
												79	H	Ga. Southern		4	8	149	A	Northeastern		3	6
												100	A	North Florida		20	3	192	A	Charleston So.		13	5
												100	H	North Florida		2	11	193	H	UNCW		8	7
																		193	H	UNCW		7	6
																		193	H	UNCW		2	0
																		228	A	The Citadel		10	1
																		228	H	The Citadel		3	2
																		228	H	The Citadel		3	1
																		229	A	James Madison		8	4
																		229	A	James Madison		5	6
																		229	A	James Madison		12	11
																		234	H	Towson		8	1
																		234	H	Towson		5	0
																		234	H	Towson		16	3
																		271	H	Hofstra		4	2
																		271	H	Hofstra		12	1
																		271	H	Hofstra		1	2
LAST 10 GAMES																							
						2	A	Clemson		2	7	149	A	Northeastern		3	6	271	H	Hofstra		4	2
						234	H	Towson		8	1	149	A	Northeastern		3	4	271	H	Hofstra		12	1
						234	H	Towson		5	0	149	A	Northeastern		3	6	271	H	Hofstra		1	2
						234	H	Towson		16	3	192	A	Charleston So.		13	5						
						66	H	Coastal Caro.		5	8	229	A	James Madison		12	11						

Non-Div. I Games:

Col. of Charleston

Average RPI Win:	154	WON-LOST RECORD	WINNING PCT. RANK	LAST 10 GAMES	STRENGTH OF SCHEDULE	OPP. STRENGTH OF SCHEDULE	TEAM RPI	ADJ RPI	CONF. RPI	ADJ CONF. RPI		
DIV. I ONLY		18-20-0	.47368	167	5-5-0	93	195	145	.50023	145	15	16
DIV. I NON-CONF.		9-9-0	.5	141	1-1-0	145	157	160	.49588	159	19	19
<hr/>												
TOTALS	RPI 1-25	RPI 26-50		W-L RECORDS		RPI 51-100		RPI 101-150		RPI 150+		
18-20-0	0-0-0	1-3-0		OVERALL		2-6-0		7-4-0		8-7-0		
12-9-0	0-0-0	1-2-0		HOME		1-4-0		6-1-0		4-2-0		
6-11-0	0-0-0	0-1-0		AWAY		1-2-0		1-3-0		4-5-0		
0-0-0	0-0-0	0-0-0		NEUTRAL		0-0-0		0-0-0		0-0-0		
9-9-0	0-0-0	1-3-0		NON-CONFERENCE		1-2-0		1-1-0		6-3-0		
6-4-0	0-0-0	1-2-0		HOME		0-0-0		1-0-0		4-2-0		
3-5-0	0-0-0	0-0-		AWAY		1-2-0		0-1-0		2-1-0		
0-0-0	0-0-0	0-0-0		NEUTRAL		0-0-0		0-0-0		0-0-0		
9-11-0	0-0-0	0-0-0		CONFERENCE		1-4-0		6-3-0		2-4-0		
6-5-0	0-0-0	0-0-0		HOME		1-4-0		5-1-0		0-0-0		
3-6-0	0-0-0	0-0-0		AWAY		0-0-0		1-2-0		2-4-0		
0-0-0	0-0-0	0-0-0		NEUTRAL		0-0-0		0-0-0		0-0-0		
RPI	S	Opponent	Score	RPI	S	Opponent	Score	RPI	S	Opponent	Score	
				37	H	Mercer	1 9	57	A	North Carolina St.	3 6	
				37	H	Mercer	14 4	57	A	North Carolina St.	7 3	
				37	H	Mercer	6 10	57	A	North Carolina St.	3 9	
				48	A	Tennessee	4 18	83	H	Morehead St.	3 1	
								83	H	Morehead St.	3 12	
								94	H	Tennessee Tech	13 14	
								94	H	Tennessee Tech	8 10	
								94	H	Tennessee Tech	3 14	
							</					

Non-Div. I Games:

Austin Peay

[illegible]

**Non-Div. I Games:**

Kennesaw St.

[illegible]

**Non-Div. I Games:**

Appalachian St.



RPI	S	Opponent	Score	
263	N	N.C. Central	9	5

Appalachian St.

A  
P  
P  
a  
l  
a  
c  
h  
i  
a  
n  
S  
t  
.

A  
P  
P  
a  
l  
a  
c  
h  
i  
a  
n  
S  
t  
.

Average RPI Win:	201	WON-LOST RECORD	WINNING PCT. RANK	LAST 10 GAMES	STRENGTH OF SCHEDULE	OPP. STRENGTH OF SCHEDULE	TEAM RPI	ADJ RPI	CONF. RPI	ADJ CONF. RPI													
Average RPI Loss:	187																						
DIV. I ONLY	18-15-0	.54545	110	6-4-0	190	273	148	.49775	148	24	24												
DIV. I NON-CONF.	9-9-0	.5	141	3-3-0	244	296	216	.46736	215	24	24												
<hr/>																							
TOTALS	RPI 1-25	RPI 26-50		W-L RECORDS		RPI 51-100		RPI 101-150		RPI 150+													
18-15-0	0-0-0	0-0-0		OVERALL		2-1-0		1-1-0		15-13-0													
6-2-0	0-0-0	0-0-0		HOME		2-1-0		0-0-0		4-1-0													
7-8-0	0-0-0	0-0-0		AWAY		0-0-0		0-0-0		7-8-0													
5-5-0	0-0-0	0-0-0		NEUTRAL		0-0-0		1-1-0		4-4-0													
<hr/>																							
9-9-0	0-0-0	0-0-0		NON-CONFERENCE		0-0-0		1-1-0		8-8-0													
1-1-0	0-0-0	0-0-0		HOME		0-0-0		0-0-0		1-1-0													
3-3-0	0-0-0	0-0-		AWAY		0-0-0		0-0-0		3-3-0													
5-5-0	0-0-0	0-0-0		NEUTRAL		0-0-0		1-1-0		4-4-0													
<hr/>																							
9-6-0	0-0-0	0-0-0		CONFERENCE		2-1-0		0-0-0		7-5-0													
5-1-0	0-0-0	0-0-0		HOME		2-1-0		0-0-0		3-0-0													
4-5-0	0-0-0	0-0-0		AWAY		0-0-0		0-0-0		4-5-0													
0-0-0	0-0-0	0-0-0		NEUTRAL		0-0-0		0-0-0		0-0-0													
<hr/>																							
RPI S	Opponent	Score	RPI S	Opponent	Score	RPI S	Opponent	Score	RPI S	Opponent	Score												
						55 H Rhode Island	5	2	113 N Dartmouth	8	7												
						55 H Rhode Island	7	5	113 N Dartmouth	1	13												
						55 H Rhode Island	4	8	163 A Davidson	17	4												
						163 A Davidson	2	9															
						163 A Davidson	2	9															
						165 A Saint Louis	6	5															
						165 A Saint Louis	4	9															
						165 A Saint Louis	2	4															
						178 N Eastern Mich.	7	12															
						182 A Niagara	5	1															
						182 A Niagara	1	2															
						182 H Niagara	7	2															
						185 N Penn	4	0															
						189 N Maine	4	5															
						189 N Maine	5	6															
						189 N Maine	4	3															
						200 H Buffalo	4	5															
						220 A George Mason	7	4															
						220 A George Mason	2	1															
						220 A George Mason	0	1															
						258 A Bucknell	5	4															
						258 A Bucknell	7	4															
									LAST 10 GAMES														
									220 A George Mason	0	1							277 A Wagner	1	4	275 H Dayton	18	14
									220 A George Mason	7	4							277 A Wagner	5	6	275 H Dayton	9	0
220 A George Mason	2	1	182 A Niagara	1	2				275 H Dayton	6	4												
258 A Bucknell	7	4	182 A Niagara	5	1				276 N North Dakota St.	7	3												
258 A Bucknell	5	4	55 H Rhode Island	7	5	276 N North Dakota St.	0	10															

Non-Div. I Games:

St. Bonaventure

RPI	S	Opponent	Score	
276	N	North Dakota St.	10	3
277	A	Wagner	5	6
277	A	Wagner	1	4

St. Bonaventure

S  
t  
.  
B  
o  
n  
a  
v  
e  
n  
t  
u  
r  
e

S  
t  
.  
B  
o  
n  
a  
v  
e  
n  
t  
u  
r  
e



**Non-Div. I Games:**

Columbia

Average RPI Win:	171	WON-LOST	WINNING	LAST 10	STRENGTH OF	OPP. STRENGTH	TEAM	ADJ	CONF.	ADJ CONF.	
Average RPI Loss:	107	RECORD	PCT. RANK	GAMES	SCHEDULE	OF SCHEDULE	RPI	RPI	RPI	RPI	
DIV. I ONLY	22-14-0	.61111	67	5-5-0	220	70	151	.49629	151	8	8
DIV. I NON-CONF.	18-9-0	.66667	48	1-0-0	188	64	127	.50976	126	8	8
<hr/>											
TOTALS	RPI 1-25	RPI 26-50		W-L RECORDS		RPI 51-100		RPI 101-150		RPI 150+	
22-14-0	0-0-0	1-3-0		OVERALL		4-2-0		5-6-0		12-3-0	
16-10-0	0-0-0	1-3-0		HOME		1-2-0		2-2-0		12-3-0	
5-3-0	0-0-0	0-0-0		AWAY		2-0-0		3-3-0		0-0-0	
1-1-0	0-0-0	0-0-0		NEUTRAL		1-0-0		0-1-0		0-0-0	
<hr/>											
18-9-0	0-0-0	1-3-0		NON-CONFERENCE		4-2-0		2-3-0		11-1-0	
15-8-0	0-0-0	1-3-0		HOME		1-2-0		2-2-0		11-1-0	
2-0-0	0-0-0	0-0-		AWAY		2-0-0		0-0-0		0-0-0	
1-1-0	0-0-0	0-0-0		NEUTRAL		1-0-0		0-1-0		0-0-0	
<hr/>											
4-5-0	0-0-0	0-0-0		CONFERENCE		0-0-0		3-3-0		1-2-0	
1-2-0	0-0-0	0-0-0		HOME		0-0-0		0-0-0		1-2-0	
3-3-0	0-0-0	0-0-0		AWAY		0-0-0		3-3-0		0-0-0	
0-0-0	0-0-0	0-0-0		NEUTRAL		0-0-0		0-0-0		0-0-0	
<hr/>											
RPI S	Opponent	Score	RPI S	Opponent	Score	RPI S	Opponent	Score	RPI S	Opponent	Score
			28 H	Indiana	6 7	57 H	North Carolina St.	0 4	103 N	Iowa	6 7
			28 H	Indiana	11 10	57 H	North Carolina St.	8 3	124 H	San Francisco	1 3
			28 H	Indiana	5 8	57 H	North Carolina St.	1 8	124 H	San Francisco	1 3
			28 H	Indiana	3 4	62 A	Minnesota	11 2	124 H	San Francisco	3 2
						62 A	Minnesota	4 0	124 H	San Francisco	3 2
						96 N	Oral Roberts	6 4	136 A	UC Riverside	7 4
									136 A	UC Riverside	4 2
									136 A	UC Riverside	2 9
									139 A	Cal Poly	5 15
									139 A	Cal Poly	1 7
									139 A	Cal Poly	11 1
									154 H	UC Davis	3 9
									154 H	UC Davis	3 1
									154 H	UC Davis	4 11
									224 H	Nevada	12 5
									224 H	Nevada	3 2
									224 H	Nevada	3 2
									224 H	Nevada	2 9
									232 H	San Jose St.	14 1
									232 H	San Jose St.	8 7
									232 H	San Jose St.	6 2
									232 H	San Jose St.	5 4
									259 H	Sacred Heart	6 3
									259 H	Sacred Heart	4 1
									259 H	Sacred Heart	8 2
									259 H	Sacred Heart	6 5
<hr/>											
			LAST 10 GAMES								
			154 H	UC Davis	3 1	136 A	UC Riverside	4 2	259 H	Sacred Heart	6 3
			154 H	UC Davis	3 9	139 A	Cal Poly	1 7	259 H	Sacred Heart	4 1
			154 H	UC Davis	4 11	139 A	Cal Poly	5 15	259 H	Sacred Heart	8 2
			136 A	UC Riverside	7 4	139 A	Cal Poly	11 1	259 H	Sacred Heart	6 5
			136 A	UC Riverside	2 9	224 H	Nevada	3 2			

Non-Div. I Games:

Hawaii

Average RPI Win:	197	WON-LOST RECORD	WINNING PCT. RANK	LAST 10 GAMES	STRENGTH OF SCHEDULE	OPP. STRENGTH OF SCHEDULE	TEAM RPI	ADJ RPI	CONF. RPI	ADJ CONF. RPI					
DIV. I ONLY		22-17-0	.5641	102	7-3-0	210	185	152	.49616	152	18	18			
DIV. I NON-CONF.		13-8-0	.61905	73	2-0-0	275	238	177	.48585	177	20	20			
<hr/>															
TOTALS	RPI 1-25	RPI 26-50		W-L RECORDS		RPI 51-100		RPI 101-150		RPI 150+					
22-17-0	0-1-0	0-0-0		OVERALL		1-5-0		2-1-0		19-10-0					
12-8-0	0-1-0	0-0-0		HOME		0-0-0		0-0-0		12-7-0					
10-9-0	0-0-0	0-0-0		AWAY		1-5-0		2-1-0		7-3-0					
0-0-0	0-0-0	0-0-0		NEUTRAL		0-0-0		0-0-0		0-0-0					
13-8-0	0-1-0	0-0-0		NON-CONFERENCE		0-0-0		2-1-0		11-6-0					
6-5-0	0-1-0	0-0-0		HOME		0-0-0		0-0-0		6-4-0					
7-3-0	0-0-0	0-0-		AWAY		0-0-0		2-1-0		5-2-0					
0-0-0	0-0-0	0-0-0		NEUTRAL		0-0-0		0-0-0		0-0-0					
9-9-0	0-0-0	0-0-0		CONFERENCE		1-5-0		0-0-0		8-4-0					
6-3-0	0-0-0	0-0-0		HOME		0-0-0		0-0-0		6-3-0					
3-6-0	0-0-0	0-0-0		AWAY		1-5-0		0-0-0		2-1-0					
0-0-0	0-0-0	0-0-0		NEUTRAL		0-0-0		0-0-0		0-0-0					
RPI	S	Opponent	Score	RPI	S	Opponent	Score	RPI	S	Opponent	Score				
10	H	Wake Forest	8 18					61	A	Liberty	1 11				
								61	A	Liberty	7 4				
								61	A	Liberty	2 14				
								84	A	Winthrop	3 7				
								84	A	Winthrop	5 12				
								84	A	Winthrop	0 4				
								146	A	Kennesaw St.	4 5				
								146	A	Kennesaw St.	6 3				
								146	A	Kennesaw St.	7 6				
								157	A	Elon	5 3				
								157	H	Elon	8 14				
								161	H	Gardner-Webb	2 7				
								161	H	Gardner-Webb	12 7				
								161	H	Gardner-Webb	6 4				
								163	A	Davidson	12 11				
								163	H	Davidson	7 0				
								176	A	Presbyterian	3 2				
								176	A	Presbyterian	13 1				
								176	A	Presbyterian	1 13				
								180	H	UNCG	1 0				
								195	H	UNC Asheville	1 3				
								195	H	UNC Asheville	7 0				
								195	H	UNC Asheville	5 2				
								213	A	Stetson	0 1				
								213	A	Stetson	4 5				
								213	A	Stetson	4 3				
								221	A	N.C. A&T	9 5				
								241	H	Army West Point	4 2				
								241	H	Army West Point	3 7				
								241	H	Army West Point	3 2				
								243	H	Campbell	9 7				
								243	H	Campbell	7 9				
								243	H	Campbell	10 4				
<hr/>															
LAST 10 GAMES															
				176	A	Presbyterian	13 1	195	H	UNC Asheville	7 0	241	H	Army West Point	4 2
				176	A	Presbyterian	3 2	195	H	UNC Asheville	5 2	241	H	Army West Point	3 2
				176	A	Presbyterian	1 13	157	A	Elon	5 3	243	H	Campbell	9 7
				180	H	UNCG	1 0	243	H	Campbell	9 7	243	H	Campbell	7 9
				195	H	UNC Asheville	1 3	243	H	Campbell	7 9	243	H	Campbell	10 4

Non-Div. I Games:

High Point

RPI	S	Opponent	Score	
263	A	N.C. Central	10	6
263	H	N.C. Central	5	11
291	H	NJIT	11	0
291	H	NJIT	2	4
291	H	NJIT	6	5

High Point

H  
i  
g  
h  
P  
o  
i  
n  
t

H  
i  
g  
h  
P  
o  
i  
n  
t



Average RPI Win: 146		WON-LOST RECORD		WINNING PCT. RANK		LAST 10 GAMES		STRENGTH OF SCHEDULE		OPP. STRENGTH OF SCHEDULE		TEAM RPI		ADJ RPI		CONF. RPI		ADJ CONF. RPI	
DIV. I ONLY		19-19-0		.5 145		5-5-0		123		129		153		.49597 153		10		10	
DIV. I NON-CONF.		17-9-0		.65385 57		5-1-0		201		100		114		.51891 114		13		13	
TOTALS		RPI 1-25		RPI 26-50		W-L RECORDS		RPI 51-100		RPI 101-150		RPI 150+							
19-19-0		0-0-0		2-2-0		OVERALL		1-2-0		7-9-0		9-6-0							
15-9-0		0-0-0		1-0-0		HOME		0-0-0		7-5-0		7-4-0							
4-10-0		0-0-0		1-2-0		AWAY		1-2-0		0-4-0		2-2-0							
0-0-0		0-0-0		0-0-0		NEUTRAL		0-0-0		0-0-0		0-0-0							
17-9-0		0-0-0		1-0-0		NON-CONFERENCE		1-2-0		7-3-0		8-4-0							
14-4-0		0-0-0		1-0-0		HOME		0-0-0		7-2-0		6-2-0							
3-5-0		0-0-0		0-0-		AWAY		1-2-0		0-1-0		2-2-0							
0-0-0		0-0-0		0-0-0		NEUTRAL		0-0-0		0-0-0		0-0-0							
2-10-0		0-0-0		1-2-0		CONFERENCE		0-0-0		0-6-0		1-2-0							
1-5-0		0-0-0		0-0-0		HOME		0-0-0		0-3-0		1-2-0							
1-5-0		0-0-0		1-2-0		AWAY		0-0-0		0-3-0		0-0-0							
0-0-0		0-0-0		0-0-0		NEUTRAL		0-0-0		0-0-0		0-0-0							
RPI	S	Opponent		Score	RPI	S	Opponent		Score	RPI	S	Opponent		Score					
		37	A	Mercer	2	5	91	A	Florida A&M	3	7	105	H	Western Caro.	6	9			
		37	A	Mercer	6	10	91	A	Florida A&M	12	13	105	H	Western Caro.	6	11			
		37	A	Mercer	9	2	91	A	Florida A&M	10	8	105	H	Western Caro.	4	5			
		48	H	Tennessee	10	2						116	H	Virginia Tech	7	4			
												120	H	William & Mary	8	6			
												120	H	William & Mary	9	3			
												120	H	William & Mary	15	3			
												123	H	Marshall	3	9			
												128	H	Central Mich.	7	8			
												128	H	Central Mich.	18	6			
												128	H	Central Mich.	7	6			
												138	A	Furman	4	11			
												138	A	Furman	3	6			
												138	A	Furman	8	9			
												147	A	Appalachian St.	7	8			
												147	H	Appalachian St.	5	4			
												161	H	Gardner-Webb	19	4			
												161	H	Gardner-Webb	5	4			
												161	H	Gardner-Webb	1	5			
												172	A	Radford	3	4			
												180	H	UNCG	7	9			
												180	H	UNCG	11	0			
												180	H	UNCG	3	12			
												198	H	Western Mich.	12	7			
												198	H	Western Mich.	12	8			
												198	H	Western Mich.	1	11			
												203	A	Miami (OH)	2	1			
LAST 10 GAMES																			
		147	A	Appalachian St.	7	8	120	H	William & Mary	8	6	180	H	UNCG	3	12			
		138	A	Furman	4	11	120	H	William & Mary	9	3	198	H	Western Mich.	12	7			
		138	A	Furman	3	6	120	H	William & Mary	15	3	198	H	Western Mich.	12	8			
		138	A	Furman	8	9	48	H	Tennessee	10	2	198	H	Western Mich.	1	11			
		116	H	Virginia Tech	7	4	105	H	Western Caro.	6	11	203	A	Miami (OH)	2	1			

Non-Div. I Games:

ETSU

RPI	S	Opponent	Score	
203	A	Miami (OH)	14	0
203	A	Miami (OH)	2	4
209	H	Oakland	10	2
209	H	Oakland	9	7

ETSU

E  
T  
S  
U

E  
T  
S  
U

Average RPI Win: 180		WON-LOST	WINNING	LAST 10	STRENGTH OF		OPP. STRENGTH	TEAM	ADJ	CONF.	ADJ CONF.
Average RPI Loss: 92		RECORD	PCT. RANK	GAMES	SCHEDULE		OF SCHEDULE	RPI	RPI	RPI	RPI
DIV. I ONLY		12-20-0	.375	236	3-7-0		50	133	154	.49569	154
DIV. I NON-CONF.		7-13-0	.35	237	0-1-0		32	149	163	.49245	163
TOTALS		RPI 1-25	RPI 26-50		W-L RECORDS		RPI 51-100		RPI 101-150		RPI 150+
12-20-0		0-4-0	1-5-0		OVERALL		0-3-0		1-2-0		10-6-0
8-7-0		0-0-0	1-2-0		HOME		0-1-0		1-2-0		6-2-0
4-12-0		0-4-0	0-3-0		AWAY		0-1-0		0-0-0		4-4-0
0-1-0		0-0-0	0-0-0		NEUTRAL		0-1-0		0-0-0		0-0-0
7-13-0		0-4-0	1-2-0		NON-CONFERENCE		0-3-0		0-0-0		6-4-0
5-4-0		0-0-0	1-2-0		HOME		0-1-0		0-0-0		4-1-0
2-8-0		0-4-0	0-0-		AWAY		0-1-0		0-0-0		2-3-0
0-1-0		0-0-0	0-0-0		NEUTRAL		0-1-0		0-0-0		0-0-0
5-7-0		0-0-0	0-3-0		CONFERENCE		0-0-0		1-2-0		4-2-0
3-3-0		0-0-0	0-0-0		HOME		0-0-0		1-2-0		2-1-0
2-4-0		0-0-0	0-3-0		AWAY		0-0-0		0-0-0		2-1-0
0-0-0		0-0-0	0-0-0		NEUTRAL		0-0-0		0-0-0		0-0-0
RPI S	Opponent	Score	RPI S	Opponent	Score	RPI S	Opponent	Score	RPI S	Opponent	Score
1 A	Oregon St.	0 4	33 A	Cal St. Fullerton	8 9	54 A	Oregon	2 7	139 H	Cal Poly	1 4
1 A	Oregon St.	1 4	33 A	Cal St. Fullerton	0 6	80 H	Saint Mary's (CA)	2 5	139 H	Cal Poly	3 0
1 A	Oregon St.	2 14	33 A	Cal St. Fullerton	5 8	80 N	Saint Mary's (CA)	4 6	139 H	Cal Poly	6 9
19 A	Stanford	2 8	42 H	UConn	6 9				151 A	Hawaii	9 3
			42 H	UConn	4 7				151 A	Hawaii	1 3
			42 H	UConn	8 7				151 A	Hawaii	11 4
									171 A	Creighton	3 4
									171 A	Creighton	12 1
									171 A	Creighton	1 2
									173 H	CSUN	7 5
									173 H	CSUN	8 2
									173 H	CSUN	2 4
									204 H	Penn St.	10 2
									205 A	Sacramento St.	0 1
									205 H	Sacramento St.	7 6
									227 A	UNLV	8 3
									262 H	Utah Valley	7 6
									262 H	Utah Valley	9 4
									262 H	Utah Valley	3 4
			LAST 10 GAMES								
			151 A	Hawaii	1 3	139 H	Cal Poly	1 4			
			151 A	Hawaii	9 3	205 A	Sacramento St.	0 1			
			151 A	Hawaii	11 4	33 A	Cal St. Fullerton	5 8			
			139 H	Cal Poly	6 9	33 A	Cal St. Fullerton	8 9			
			139 H	Cal Poly	3 0	33 A	Cal St. Fullerton	0 6			

Non-Div. I Games:

UC Davis

Average RPI Win: 174		WON-LOST	WINNING	LAST 10	STRENGTH OF		OPP. STRENGTH	TEAM	ADJ	CONF.	ADJ CONF.
Average RPI Loss: 124		RECORD	PCT. RANK	GAMES	SCHEDULE		OF SCHEDULE	RPI	RPI	RPI	RPI
DIV. I ONLY		14-19-0	.42424	206	7-3-0		92	187	155	.49566	155
DIV. I NON-CONF.		8-13-0	.38095	223	2-1-0		22	204	119	.5127	119
TOTALS		RPI 1-25	RPI 26-50		W-L RECORDS		RPI 51-100		RPI 101-150		RPI 150+
14-19-0	0-3-0	1-3-0		OVERALL		0-2-0		3-0-0		10-11-0	
8-5-0	0-0-0	0-0-0		HOME		0-2-0		2-0-0		6-3-0	
4-13-0	0-3-0	1-3-0		AWAY		0-0-0		0-0-0		3-7-0	
2-1-0	0-0-0	0-0-0		NEUTRAL		0-0-0		1-0-0		1-1-0	
8-13-0	0-3-0	1-3-0		NON-CONFERENCE		0-2-0		3-0-0		4-5-0	
4-3-0	0-0-0	0-0-0		HOME		0-2-0		2-0-0		2-1-0	
2-9-0	0-3-0	1-0-		AWAY		0-0-0		0-0-0		1-3-0	
2-1-0	0-0-0	0-0-0		NEUTRAL		0-0-0		1-0-0		1-1-0	
6-6-0	0-0-0	0-0-0		CONFERENCE		0-0-0		0-0-0		6-6-0	
4-2-0	0-0-0	0-0-0		HOME		0-0-0		0-0-0		4-2-0	
2-4-0	0-0-0	0-0-0		AWAY		0-0-0		0-0-0		2-4-0	
0-0-0	0-0-0	0-0-0		NEUTRAL		0-0-0		0-0-0		0-0-0	
RPI S	Opponent	Score		RPI S	Opponent	Score		RPI S	Opponent	Score	
7 A	Arizona	5	21	37 A	Mercer	3	4	55 H	Rhode Island	13	14
7 A	Arizona	13	17	37 A	Mercer	14	20	65 H	Yale	11	13
7 A	Arizona	3	25	37 A	Mercer	6	15				
				42 A	UConn	6	4				
				LAST 10 GAMES							
				188 H	Stony Brook	6	5	196 H	UMBC	3	7
				188 H	Stony Brook	5	4	196 H	UMBC	16	7
				188 H	Stony Brook	7	3	133 H	Marist	18	16
				55 H	Rhode Island	13	14	239 N	Quinnipiac	6	4
				196 H	UMBC	12	13	189 A	Maine	10	6
								133 H	Marist	18	16
								239 N	Quinnipiac	6	4
								189 A	Maine	10	6
								196 H	UMBC	16	7
								196 H	UMBC	12	13
								196 H	UMBC	3	7
								199 A	Central Conn. St.	4	6
								239 N	Quinnipiac	6	4
								258 N	Bucknell	5	9
								259 H	Sacred Heart	9	8

Non-Div. I Games:

Hartford

Average RPI Win: 187		WON-LOST	WINNING	LAST 10	STRENGTH OF		OPP. STRENGTH	TEAM	ADJ	CONF.	ADJ CONF.
Average RPI Loss: 141		RECORD	PCT. RANK	GAMES	SCHEDULE		OF SCHEDULE	RPI	RPI	RPI	RPI
DIV. I ONLY		20-16-0	.55556	104	6-4-0		197	206	156	.4956	156
DIV. I NON-CONF.		12-10-0	.54545	116	3-1-0		206	216	138	.50407	138
TOTALS		RPI 1-25	RPI 26-50		W-L RECORDS		RPI 51-100		RPI 101-150		RPI 150+
20-16-0		0-0-0	2-5-0		OVERALL		1-1-0		2-1-0		15-9-0
7-4-0		0-0-0	0-0-0		HOME		0-0-0		0-0-0		7-4-0
5-5-0		0-0-0	0-0-0		AWAY		0-1-0		2-0-0		3-4-0
8-7-0		0-0-0	2-5-0		NEUTRAL		1-0-0		0-1-0		5-1-0
12-10-0		0-0-0	1-4-0		NON-CONFERENCE		1-1-0		2-1-0		8-4-0
1-1-0		0-0-0	0-0-0		HOME		0-0-0		0-0-0		1-1-0
4-3-0		0-0-0	0-0-		AWAY		0-1-0		2-0-0		2-2-0
7-6-0		0-0-0	1-4-0		NEUTRAL		1-0-0		0-1-0		5-1-0
8-6-0		0-0-0	1-1-0		CONFERENCE		0-0-0		0-0-0		7-5-0
6-3-0		0-0-0	0-0-0		HOME		0-0-0		0-0-0		6-3-0
1-2-0		0-0-0	0-0-0		AWAY		0-0-0		0-0-0		1-2-0
1-1-0		0-0-0	1-1-0		NEUTRAL		0-0-0		0-0-0		0-0-0
RPI	S	Opponent	Score	RPI	S	Opponent	Score	RPI	S	Opponent	Score
				32	N	St. John's (NY)	3 6	57	A	North Carolina St.	0 8
				42	N	UConn	3 7	93	N	Notre Dame	8 0
				42	N	UConn	1 7				
				42	N	UConn	3 5				
				42	N	UConn	11 8				
				47	N	Binghamton	0 1				
				47	N	Binghamton	5 2				
				LAST 10 GAMES							
				196	A	UMBC	2 5	188	H	Stony Brook	1 4
				196	A	UMBC	2 5	188	H	Stony Brook	4 0
				196	A	UMBC	6 2	188	H	Stony Brook	7 5
				237	H	Brown	3 0	240	A	Massachusetts	6 0
				237	H	Brown	7 8	113	A	Dartmouth	9 5
								256	N	Manhattan	5 2
								256	N	Manhattan	10 1
								275	N	Dayton	8 13
								285	N	Lehigh	3 2
								288	N	Fairleigh Dickinson	12 9

Non-Div. I Games:

UMass Lowell

Average RPI Win: 197		WON-LOST	WINNING	LAST 10	STRENGTH OF	OPP. STRENGTH	TEAM	ADJ	CONF.	ADJ CONF.				
Average RPI Loss: 99		RECORD	PCT. RANK	GAMES	SCHEDULE	OF SCHEDULE	RPI	RPI	RPI	RPI				
DIV. I ONLY		19-22-0	.46341	177	4-6-0	83	151	157	.49414	157	22	22		
DIV. I NON-CONF.		10-16-0	.38462	220	0-3-0	58	77	193	.47991	193	23	23		
<hr/>														
TOTALS		RPI 1-25	RPI 26-50		W-L RECORDS	RPI 51-100		RPI 101-150		RPI 150+				
19-22-0		0-6-0	0-0-0		OVERALL	1-6-0		3-3-0		15-7-0				
15-12-0		0-1-0	0-0-0		HOME	1-5-0		2-1-0		12-5-0				
4-10-0		0-5-0	0-0-0		AWAY	0-1-0		1-2-0		3-2-0				
0-0-0		0-0-0	0-0-0		NEUTRAL	0-0-0		0-0-0		0-0-0				
10-16-0		0-6-0	0-0-0		NON-CONFERENCE	1-6-0		0-0-0		9-4-0				
9-9-0		0-1-0	0-0-0		HOME	1-5-0		0-0-0		8-3-0				
1-7-0		0-5-0	0-0-		AWAY	0-1-0		0-0-0		1-1-0				
0-0-0		0-0-0	0-0-0		NEUTRAL	0-0-0		0-0-0		0-0-0				
9-6-0		0-0-0	0-0-0		CONFERENCE	0-0-0		3-3-0		6-3-0				
6-3-0		0-0-0	0-0-0		HOME	0-0-0		2-1-0		4-2-0				
3-3-0		0-0-0	0-0-0		AWAY	0-0-0		1-2-0		2-1-0				
0-0-0		0-0-0	0-0-0		NEUTRAL	0-0-0		0-0-0		0-0-0				
RPI	S	Opponent	Score		RPI	S	Opponent	Score		RPI	S	Opponent	Score	
2	A	Clemson	0	1						120	A	William & Mary	7	6
2	A	Clemson	5	13						120	A	William & Mary	6	14
2	A	Clemson	0	3						120	A	William & Mary	2	8
3	A	North Carolina	2	11						149	H	Northeastern	6	0
10	A	Wake Forest	1	14						149	H	Northeastern	11	6
10	H	Wake Forest	1	13						149	H	Northeastern	2	9
										152	A	High Point	14	8
										152	H	High Point	3	5
										158	H	Delaware	15	2
										158	H	Delaware	2	3
										158	H	Delaware	2	11
										172	H	Radford	10	1
										180	A	UNCG	8	12
										191	H	VMI	4	10
										191	H	VMI	3	2
										191	H	VMI	8	3
										229	H	James Madison	3	0
										229	H	James Madison	7	1
										229	H	James Madison	9	2
										234	A	Towson	10	11
										234	A	Towson	5	4
										234	A	Towson	8	1
										240	H	Massachusetts	4	3
										240	H	Massachusetts	3	0
										240	H	Massachusetts	5	1
										254	H	Longwood	7	0
										254	H	Longwood	5	9
<hr/>														
LAST 10 GAMES														
3	A	North Carolina	2	11	234	A	Towson	5	4	234	A	Towson	8	1
158	H	Delaware	2	3	234	A	Towson	10	11	240	H	Massachusetts	4	3
158	H	Delaware	15	2	10	H	Wake Forest	1	13	240	H	Massachusetts	3	0
158	H	Delaware	2	11	152	H	High Point	3	5	240	H	Massachusetts	5	1
234	A	Towson	8	1	120	A	William & Mary	7	6	254	H	Longwood	7	0

Non-Div. I Games:

Elon

RPI	S	Opponent	Score	
254	H	Longwood	10	5

Elon

E  
l  
o  
n

E  
l  
o  
n

Average RPI Win:		208	WON-LOST RECORD		WINNING PCT. RANK		LAST 10 GAMES		STRENGTH OF SCHEDULE		OPP. STRENGTH OF SCHEDULE		TEAM RPI		ADJ RPI		CONF. RPI		ADJ CONF. RPI	
DIV. I ONLY			23-15-0		.60526 73		7-3-0		234		205		158		.49395 158		22		22	
DIV. I NON-CONF.			14-9-0		.6087 78		2-0-0		246		227		185		.48375 185		23		23	
TOTALS		RPI 1-25		RPI 26-50		W-L RECORDS		RPI 51-100		RPI 101-150		RPI 150+								
23-15-0		1-0-0		0-1-0		OVERALL		0-3-0		3-3-0		19-8-0								
16-3-0		0-0-0		0-0-0		HOME		0-0-0		2-1-0		14-2-0								
4-8-0		0-0-0		0-1-0		AWAY		0-0-0		1-2-0		3-5-0								
3-4-0		1-0-0		0-0-0		NEUTRAL		0-3-0		0-0-0		2-1-0								
14-9-0		1-0-0		0-1-0		NON-CONFERENCE		0-3-0		0-0-0		13-5-0								
11-2-0		0-0-0		0-0-0		HOME		0-0-0		0-0-0		11-2-0								
0-3-0		0-0-0		0-0-		AWAY		0-0-0		0-0-0		0-2-0								
3-4-0		1-0-0		0-0-0		NEUTRAL		0-3-0		0-0-0		2-1-0								
9-6-0		0-0-0		0-0-0		CONFERENCE		0-0-0		3-3-0		6-3-0								
5-1-0		0-0-0		0-0-0		HOME		0-0-0		2-1-0		3-0-0								
4-5-0		0-0-0		0-0-0		AWAY		0-0-0		1-2-0		3-3-0								
0-0-0		0-0-0		0-0-0		NEUTRAL		0-0-0		0-0-0		0-0-0								
RPI	S	Opponent		Score		RPI	S	Opponent		Score		RPI	S	Opponent		Score				
4	N	Kentucky		4	3	35	A	Old Dominion		1	2	89	N	Pittsburgh		3	5			
												89	N	Pittsburgh		2	3			
												92	N	Kansas St.		0	7			
														120 H William & Mary		8	5			
														120 H William & Mary		5	4			
														120 H William & Mary		2	8			
														149 A Northeastern		2	1			
														149 A Northeastern		4	7			
														149 A Northeastern		2	3			
														156 H UMass Lowell		5	6			
														157 A Elon		2	15			
														157 A Elon		11	2			
														157 A Elon		3	2			
														162 N Ohio St.		10	15			
														185 H Penn		10	9			
														196 A UMBC		4	5			
														196 H UMBC		17	6			
														204 H Penn St.		5	0			
														204 H Penn St.		6	1			
														204 H Penn St.		8	0			
														223 H Rider		8	5			
														223 H Rider		3	4			
														223 N Rider		21	6			
														229 A James Madison		5	6			
														229 A James Madison		8	12			
														229 A James Madison		10	2			
														248 H Saint Joseph's		11	6			
														248 N Saint Joseph's		10	8			
														271 H Hofstra		8	4			
														271 H Hofstra		11	4			
LAST 10 GAMES																				
						157	A	Elon		3	2	271	H	Hofstra		17	7			
						157	A	Elon		2	15	271	H	Hofstra		8	4			
						157	A	Elon		11	2	185	H	Penn		10	9			
						248	H	Saint Joseph's		11	6	149	A	Northeastern		2	3			
						271	H	Hofstra		11	4	149	A	Northeastern		4	7			
												271	H	Hofstra						

Non-Div. I Games:

Delaware



RPI	S	Opponent	Score	
271	H	Hofstra	17	7
272	A	La Salle	3	7
274	H	Delaware St.	15	5
277	H	Wagner	19	6
277	H	Wagner	15	7
277	H	Wagner	21	8

Delaware

D  
e  
l  
a  
w  
a  
r  
e

D  
e  
l  
a  
w  
a  
r  
e

**Non-Div. I Games:**

Wofford

Average RPI Win: 208		WON-LOST	WINNING	LAST 10	STRENGTH OF		OPP. STRENGTH	TEAM	ADJ	CONF.	ADJ CONF.
Average RPI Loss: 85		RECORD	PCT. RANK	GAMES	SCHEDULE		OF SCHEDULE	RPI	RPI	RPI	RPI
DIV. I ONLY		21-21-0	.5	145	3-7-0		132	159	160	.49297	160
DIV. I NON-CONF.		13-11-0	.54167	122	0-2-0		212	184	200	.47536	199
TOTALS		RPI 1-25	RPI 26-50		W-L RECORDS		RPI 51-100		RPI 101-150		RPI 150+
21-21-0		1-6-0	1-4-0		OVERALL		1-7-0		3-0-0		15-4-0
17-7-0		0-1-0	1-0-0		HOME		0-3-0		3-0-0		13-3-0
3-11-0		0-4-0	0-2-0		AWAY		1-4-0		0-0-0		2-1-0
1-3-0		1-1-0	0-2-0		NEUTRAL		0-0-0		0-0-0		0-0-0
13-11-0		1-3-0	1-4-0		NON-CONFERENCE		0-2-0		0-0-0		11-2-0
12-4-0		0-1-0	1-0-0		HOME		0-1-0		0-0-0		11-2-0
0-4-0		0-1-0	0-0-		AWAY		0-1-0		0-0-0		0-0-0
1-3-0		1-1-0	0-2-0		NEUTRAL		0-0-0		0-0-0		0-0-0
8-10-0		0-3-0	0-0-0		CONFERENCE		1-5-0		3-0-0		4-2-0
5-3-0		0-0-0	0-0-0		HOME		0-2-0		3-0-0		2-1-0
3-7-0		0-3-0	0-0-0		AWAY		1-3-0		0-0-0		2-1-0
0-0-0		0-0-0	0-0-0		NEUTRAL		0-0-0		0-0-0		0-0-0
RPI S	Opponent	Score	RPI S	Opponent	Score	RPI S	Opponent	Score	RPI S	Opponent	Score
8 H	West Virginia	1 8	29 N	Southern Miss.	8 16	53 A	Southeastern La.	3 2	127 H	Houston Baptist	2 1
10 N	Wake Forest	12 5	30 A	Houston	3 5	53 H	Southeastern La.	0 4	127 H	Houston Baptist	3 2
10 N	Wake Forest	0 5	44 N	Ole Miss	0 5	53 H	Southeastern La.	6 11	127 H	Houston Baptist	3 1
17 A	LSU	2 3	50 A	Louisiana	2 18	77 A	Tulane	3 9	217 A	Northwestern St.	9 1
22 A	McNeese	8 11	50 H	Louisiana	3 1	77 H	Tulane	2 3	217 A	Northwestern St.	5 8
22 A	McNeese	2 9				87 A	Sam Houston St.	5 6	217 A	Northwestern St.	8 4
22 A	McNeese	3 12				87 A	Sam Houston St.	3 8	237 H	Brown	3 1
						87 A	Sam Houston St.	2 11	237 H	Brown	4 1
									237 H	Brown	4 3
									253 H	LIU Brooklyn	3 0
									257 H	Incarnate Word	9 8
									257 H	Incarnate Word	4 5
									257 H	Incarnate Word	4 1
									269 H	Texas Southern	2 1
									269 H	Texas Southern	2 3
									269 H	Texas Southern	10 1
									271 H	Hofstra	3 10
									277 H	Wagner	11 4
									283 H	Alcorn	7 6
									283 H	Alcorn	13 5
									295 H	Mississippi Val.	4 3
									296 H	Southern U.	10 9
LAST 10 GAMES											
53 H	Southeastern La.	6 11	257 H	Incarnate Word	4 5						
53 A	Southeastern La.	3 2	257 H	Incarnate Word	4 1						
53 H	Southeastern La.	0 4	77 A	Tulane	3 9						
29 N	Southern Miss.	8 16	87 A	Sam Houston St.	2 11						
257 H	Incarnate Word	9 8	87 A	Sam Houston St.	5 6						

Non-Div. I Games:

Nicholls St.

Average RPI Win:	185	WON-LOST	WINNING	LAST 10	STRENGTH OF	OPP. STRENGTH	TEAM	ADJ	CONF.	ADJ CONF.	
Average RPI Loss:	149	RECORD	PCT. RANK	GAMES	SCHEDULE	OF SCHEDULE	RPI	RPI	RPI	RPI	
DIV. I ONLY	20-19-0	.51282	134	7-3-0	119	223	162	.49275	161	18	18
DIV. I NON-CONF.	12-12-0	.5	141	1-0-0	99	245	165	.49119	165	20	20
<hr/>											
TOTALS	RPI 1-25	RPI 26-50		W-L RECORDS		RPI 51-100		RPI 101-150		RPI 150+	
20-19-0	0-1-0	0-0-0		OVERALL		2-3-0		2-3-0		16-12-0	
14-12-0	0-0-0	0-0-0		HOME		2-3-0		1-3-0		11-6-0	
6-7-0	0-1-0	0-0-0		AWAY		0-0-0		1-0-0		5-6-0	
0-0-0	0-0-0	0-0-0		NEUTRAL		0-0-0		0-0-0		0-0-0	
12-12-0	0-1-0	0-0-0		NON-CONFERENCE		1-1-0		2-3-0		9-7-0	
9-8-0	0-0-0	0-0-0		HOME		1-1-0		1-3-0		7-4-0	
3-4-0	0-1-0	0-0-		AWAY		0-0-0		1-0-0		2-3-0	
0-0-0	0-0-0	0-0-0		NEUTRAL		0-0-0		0-0-0		0-0-0	
8-7-0	0-0-0	0-0-0		CONFERENCE		1-2-0		0-0-0		7-5-0	
5-4-0	0-0-0	0-0-0		HOME		1-2-0		0-0-0		4-2-0	
3-3-0	0-0-0	0-0-0		AWAY		0-0-0		0-0-0		3-3-0	
0-0-0	0-0-0	0-0-0		NEUTRAL		0-0-0		0-0-0		0-0-0	
<hr/>											
RPI	S	Opponent	Score	RPI	S	Opponent	Score	RPI	S	Opponent	Score
3	A	North Carolina	1 11					61	H	Liberty	8 10
								61	H	Liberty	10 8
								61	H	Liberty	4 17
								75	H	Wright St.	6 8
								75	H	Wright St.	9 8
								105	A	Western Caro.	15 13
								105	H	Western Caro.	7 5
								147	H	Appalachian St.	1 5
								147	H	Appalachian St.	2 4
								147	H	Appalachian St.	4 5
								152	A	High Point	4 6
								152	A	High Point	7 2
								152	A	High Point	7 12
								153	A	ETSU	5 1
								153	A	ETSU	4 19
								153	A	ETSU	4 5
								163	A	Davidson	2 11
								164	H	Canisius	7 10
								164	H	Canisius	5 9
								164	H	Canisius	6 5
								164	H	Canisius	5 0
								192	A	Charleston So.	7 5
								192	A	Charleston So.	2 18
								192	A	Charleston So.	6 3
								196	H	UMBC	5 2
								196	H	UMBC	4 3
								196	H	UMBC	0 6
								215	H	Georgetown	2 4
								215	H	Georgetown	8 1
								215	H	Georgetown	4 3
								239	H	Quinnipiac	5 2
								243	H	Campbell	2 7
<hr/>											
LAST 10 GAMES											
				61	H	Liberty	4 17	192	A	Charleston So.	2 18
				61	H	Liberty	10 8	192	A	Charleston So.	6 3
				61	H	Liberty	8 10	254	H	Longwood	7 2
				105	H	Western Caro.	7 5	254	H	Longwood	4 3
				192	A	Charleston So.	7 5	254	H	Longwood	4 2

Non-Div. I Games:

Gardner-Webb

RPI	S	Opponent	Score	
243	H	Campbell	10	9
243	H	Campbell	6	8
254	H	Longwood	7	2
254	H	Longwood	4	2
254	H	Longwood	4	3
265	A	USC Upstate	10	5

Gardner-Webb

G  
a  
r  
d  
n  
e  
r  
-  
W  
e  
b  
b

G  
a  
r  
d  
n  
e  
r  
-  
W  
e  
b  
b

Average RPI Win: 168		WON-LOST RECORD		WINNING PCT. RANK		LAST 10 GAMES		STRENGTH OF SCHEDULE		OPP. STRENGTH OF SCHEDULE		TEAM RPI		ADJ RPI		CONF. RPI		ADJ CONF. RPI	
DIV. I ONLY		16-24-0		.4 223		3-7-0		70		157		163		.4925 162		7 7			
DIV. I NON-CONF.		12-16-0		.42857 197		1-5-0		55		190		143		.50176 143		7 7			
TOTALS		RPI 1-25		RPI 26-50		W-L RECORDS		RPI 51-100		RPI 101-150		RPI 150+							
16-24-0		1-1-0		0-2-0		OVERALL		4-9-0		1-6-0		10-6-0							
5-11-0		0-0-0		0-0-0		HOME		1-3-0		1-4-0		3-4-0							
6-8-0		0-0-0		0-0-0		AWAY		2-4-0		0-2-0		4-2-0							
5-5-0		1-1-0		0-2-0		NEUTRAL		1-2-0		0-0-0		3-0-0							
12-16-0		1-1-0		0-2-0		NON-CONFERENCE		3-4-0		0-4-0		8-5-0							
4-6-0		0-0-0		0-0-0		HOME		1-0-0		0-2-0		3-4-0							
3-5-0		0-0-0		0-0-		AWAY		1-2-0		0-2-0		2-1-0							
5-5-0		1-1-0		0-2-0		NEUTRAL		1-2-0		0-0-0		3-0-0							
4-8-0		0-0-0		0-0-0		CONFERENCE		1-5-0		1-2-0		2-1-0							
1-5-0		0-0-0		0-0-0		HOME		0-3-0		1-2-0		0-0-0							
3-3-0		0-0-0		0-0-0		AWAY		1-2-0		0-0-0		2-1-0							
0-0-0		0-0-0		0-0-0		NEUTRAL		0-0-0		0-0-0		0-0-0							
RPI S	Opponent	Score		RPI S	Opponent	Score		RPI S	Opponent	Score		RPI S	Opponent	Score					
1 N	Oregon St.	1	5	34 N	Utah	4	6	62 H	Minnesota	2	5	107 H	Cincinnati	1	7				
1 N	Oregon St.	6	1	34 N	Utah	0	12	62 H	Minnesota	5	15	108 A	Xavier	4	5				
								62 H	Minnesota	5	6	108 A	Xavier	5	6				
								67 A	FGCU	1	13	108 H	Xavier	2	3				
								67 A	FGCU	5	4	115 H	Purdue	13	2				
								67 A	FGCU	9	10	115 H	Purdue	1	2				
								69 H	Kent St.	9	8	115 H	Purdue	1	6				
								82 A	Michigan St.	5	6	158 N	Delaware	15	10				
								82 A	Michigan St.	13	8	178 H	Eastern Mich.	1	3				
								82 A	Michigan St.	0	2	180 H	UNCG	4	11				
								89 N	Pittsburgh	2	7	180 H	UNCG	5	4				
								92 N	Kansas St.	2	3	180 H	UNCG	4	11				
								92 N	Kansas St.	6	3	204 A	Penn St.	5	2				
												204 A	Penn St.	2	6				
												204 A	Penn St.	11	2				
												219 H	Ohio	3	0				
												243 A	Campbell	7	6				
												243 A	Campbell	7	1				
												243 A	Campbell	2	7				
												251 H	Northern Ky.	1	8				
												258 N	Bucknell	5	2				
												261 H	Youngstown St.	12	8				
												285 N	Lehigh	7	3				
				LAST 10 GAMES															
				180 H	UNCG	5	4	82 A	Michigan St.	5	6								
				180 H	UNCG	4	11	82 A	Michigan St.	0	2								
				180 H	UNCG	4	11	178 H	Eastern Mich.	1	3								
				251 H	Northern Ky.	1	8	107 H	Cincinnati	1	7								
				82 A	Michigan St.	13	8	204 A	Penn St.	5	2								

Non-Div. I Games:

Ohio St.

Average RPI Win: 208		WON-LOST	WINNING	LAST 10	STRENGTH OF		OPP. STRENGTH	TEAM	ADJ		CONF.	ADJ CONF.			
Average RPI Loss: 126		RECORD	PCT. RANK	GAMES	SCHEDULE		OF SCHEDULE	RPI	RPI		RPI	RPI			
DIV. I ONLY		21-16-0	.56757	97	7-3-0		169	222	164	.49189	163	24	24		
DIV. I NON-CONF.		13-9-0	.59091	92	4-1-0		135	265	151	.49875	151	24	24		
TOTALS		RPI 1-25	RPI 26-50		W-L RECORDS		RPI 51-100		RPI 101-150		RPI 150+				
21-16-0		0-2-0	0-0-0		OVERALL		1-6-0		4-2-0		16-6-0				
16-10-0		0-0-0	0-0-0		HOME		0-4-0		4-1-0		12-5-0				
5-6-0		0-2-0	0-0-0		AWAY		1-2-0		0-1-0		4-1-0				
0-0-0		0-0-0	0-0-0		NEUTRAL		0-0-0		0-0-0		0-0-0				
13-9-0		0-2-0	0-0-0		NON-CONFERENCE		0-1-0		2-1-0		11-5-0				
12-5-0		0-0-0	0-0-0		HOME		0-1-0		2-0-0		10-4-0				
1-4-0		0-2-0	0-0-		AWAY		0-0-0		0-1-0		1-1-0				
0-0-0		0-0-0	0-0-0		NEUTRAL		0-0-0		0-0-0		0-0-0				
8-7-0		0-0-0	0-0-0		CONFERENCE		1-5-0		2-1-0		5-1-0				
4-5-0		0-0-0	0-0-0		HOME		0-3-0		2-1-0		2-1-0				
4-2-0		0-0-0	0-0-0		AWAY		1-2-0		0-0-0		3-0-0				
0-0-0		0-0-0	0-0-0		NEUTRAL		0-0-0		0-0-0		0-0-0				
RPI S	Opponent	Score		RPI S	Opponent	Score		RPI S	Opponent	Score		RPI S	Opponent	Score	
10 A	Wake Forest	5	13					55 H	Rhode Island	1	9	126 A	Duke	6	8
21 A	South Carolina	2	3					55 H	Rhode Island	6	7	140 H	Butler	3	2
								55 H	Rhode Island	2	5	147 H	Appalachian St.	12	6
								90 A	VCU	4	11	148 H	St. Bonaventure	9	2
								90 A	VCU	0	14	148 H	St. Bonaventure	9	2
								90 A	VCU	5	4	148 H	St. Bonaventure	4	17
								93 H	Notre Dame	0	2	152 A	High Point	0	7
												152 H	High Point	11	12
												155 H	Hartford	7	5
												156 H	UMass Lowell	8	5
												161 H	Gardner-Webb	11	2
												215 H	Georgetown	8	1
												215 H	Georgetown	5	6
												215 H	Georgetown	9	4
												221 A	N.C. A&T	6	0
												221 H	N.C. A&T	12	1
												221 H	N.C. A&T	5	3
												242 H	Siena	4	8
												242 H	Siena	11	8
												248 H	Saint Joseph's	1	7
												248 H	Saint Joseph's	10	7
												248 H	Saint Joseph's	5	3
												258 H	Bucknell	0	8
												272 A	La Salle	6	4
												272 A	La Salle	8	7
												272 A	La Salle	24	4
												285 H	Lehigh	7	4
LAST 10 GAMES				221 H	N.C. A&T	5	3	90 A	VCU	0	14	272 A	La Salle	6	4
				221 H	N.C. A&T	12	1	90 A	VCU	5	4	272 A	La Salle	8	7
				221 A	N.C. A&T	6	0	147 H	Appalachian St.	12	6	272 A	La Salle	24	4
				21 A	South Carolina	2	3	272 A	La Salle	8	7	272 A	La Salle	24	4
				90 A	VCU	4	11	272 A	La Salle	6	4	285 H	Lehigh	7	4

Non-Div. I Games:

Davidson

RPI	S	Opponent	Score
288	H	Fairleigh Dickinson	5 2

Davidson



C  
a  
n  
i  
s  
i  
u  
s

Canisius

RPI	S	Opponent	Score	
233	N	Fordham	5	6
242	A	Siena	3	8
242	A	Siena	4	2
242	A	Siena	7	2
261	H	Youngstown St.	2	4
284	N	Chicago St.	8	1
291	N	NJIT	6	1
298	N	Fort Wayne	8	4
298	N	Fort Wayne	13	6

Canisius

C  
a  
n  
i  
s  
i  
u  
s

C  
a  
n  
i  
s  
i  
u  
s

Average RPI Win:	218												
Average RPI Loss:	153	WON-LOST RECORD	WINNING PCT. RANK	LAST 10 GAMES		STRENGTH OF SCHEDULE	OPP. STRENGTH OF SCHEDULE	TEAM RPI	ADJ RPI	CONF. RPI	ADJ CONF. RPI		
DIV. I ONLY		23-13-0	.63889	52	4-5-0	264	240	161	.49113	165	24	24	
DIV. I NON-CONF.		16-7-0	.69565	34	0-2-0	270	251	126	.50811	129	24	24	
TOTALS	RPI 1-25		RPI 26-50		W-L RECORDS		RPI 51-100			RPI 101-150		RPI 150+	
23-13-0	0-1-0		1-1-0		OVERALL		2-2-0			3-4-0		17-5-0	
12-5-0	0-1-0		0-0-0		HOME		0-0-0			2-1-0		10-3-0	
6-7-0	0-0-0		1-0-0		AWAY		0-2-0			1-3-0		4-2-0	
5-1-0	0-0-0		0-1-0		NEUTRAL		2-0-0			0-0-0		3-0-0	
16-7-0	0-1-0		1-1-0		NON-CONFERENCE		2-0-0			1-3-0		12-2-0	
7-2-0	0-1-0		0-0-0		HOME		0-0-0			0-0-0		7-1-0	
4-4-0	0-0-0		1-0-		AWAY		0-0-0			1-3-0		2-1-0	
5-1-0	0-0-0		0-1-0		NEUTRAL		2-0-0			0-0-0		3-0-0	
7-6-0	0-0-0		0-0-0		CONFERENCE		0-2-0			2-1-0		5-3-0	
5-3-0	0-0-0		0-0-0		HOME		0-0-0			2-1-0		3-2-0	
2-3-0	0-0-0		0-0-0		AWAY		0-2-0			0-0-0		2-1-0	
0-0-0	0-0-0		0-0-0		NEUTRAL		0-0-0			0-0-0		0-0-0	
RPI    S     Opponent	Score		RPI    S     Opponent	Score		RPI    S     Opponent	Score		RPI    S     Opponent	Score			
13 H Missouri St.	8 15		31 N Michigan	1 6		55 A Rhode Island	0 6		131 A Southeast Mo. St.	2 13			
			43 A Oklahoma St.	10 7		55 A Rhode Island	4 6		140 A Butler	4 2			
						93 N Notre Dame	8 6		140 A Butler	3 6			
						93 N Notre Dame	8 3		140 A Butler	5 6			
									148 H St. Bonaventure	4 2			
									148 H St. Bonaventure	9 4			
									148 H St. Bonaventure	5 6			
									171 N Creighton	7 3			
									211 H Eastern Ill.	12 1			
									233 H Fordham	10 0			
									233 H Fordham	1 7			
									240 A Massachusetts	8 4			
									240 A Massachusetts	8 1			
									240 A Massachusetts	4 5			
									244 A SIUE	12 3			
									249 H Northern Ill.	10 5			
									249 H Northern Ill.	8 1			
									249 H Northern Ill.	0 2			
									257 N Incarnate Word	6 3			
									268 A Santa Clara	5 3			
									270 H Western Ill.	7 6			
									273 A Illinois St.	1 2			
					LAST 10 GAMES								
					275 H Dayton	5 3		240 A Massachusetts	4 5		275 H Dayton	5 3	
					275 H Dayton	5 6		240 A Massachusetts	8 1		275 H Dayton	5 6	
					275 H Dayton	4 2		240 A Massachusetts	8 4		275 H Dayton	4 2	
					131 A Southeast Mo. St.	2 13		233 H Fordham	1 7		288 H Fairleigh Dickinson	7 5	
					13 H Missouri St.	8 15		233 H Fordham	10 0		288 H Fairleigh Dickinson	8 0	

**Non-Div. I Games: McKendree**

Saint Louis

RPI	S	Opponent	Score	
288	H	Fairleigh Dickinson	5	2
294	N	Lafayette	24	6

Saint Louis

S  
a  
i  
n  
t  
L  
o  
u  
i  
s

S  
a  
i  
n  
t  
L  
o  
u  
i  
s

Average RPI Win: 160		WON-LOST	WINNING	LAST 10	STRENGTH OF		OPP. STRENGTH	TEAM	ADJ	CONF.	ADJ CONF.
Average RPI Loss: 105		RECORD	PCT. RANK	GAMES	SCHEDULE		OF SCHEDULE	RPI	RPI	RPI	RPI
DIV. I ONLY		17-21-0	.44737	192	3-7-0		157	88	166	.48887	166
DIV. I NON-CONF.		11-12-0	.47826	169	0-1-0		149	39	156	.49642	155
TOTALS		RPI 1-25	RPI 26-50		W-L RECORDS		RPI 51-100		RPI 101-150		RPI 150+
17-21-0		0-1-0	1-2-0		OVERALL		5-11-0		2-2-0		9-5-0
9-10-0		0-1-0	0-0-0		HOME		2-7-0		2-1-0		5-1-0
8-11-0		0-0-0	1-2-0		AWAY		3-4-0		0-1-0		4-4-0
0-0-0		0-0-0	0-0-0		NEUTRAL		0-0-0		0-0-0		0-0-0
11-12-0		0-1-0	1-2-0		NON-CONFERENCE		2-5-0		2-2-0		6-2-0
7-6-0		0-1-0	0-0-0		HOME		0-3-0		2-1-0		5-1-0
4-6-0		0-0-0	1-0-		AWAY		2-2-0		0-1-0		1-1-0
0-0-0		0-0-0	0-0-0		NEUTRAL		0-0-0		0-0-0		0-0-0
6-9-0		0-0-0	0-0-0		CONFERENCE		3-6-0		0-0-0		3-3-0
2-4-0		0-0-0	0-0-0		HOME		2-4-0		0-0-0		0-0-0
4-5-0		0-0-0	0-0-0		AWAY		1-2-0		0-0-0		3-3-0
0-0-0		0-0-0	0-0-0		NEUTRAL		0-0-0		0-0-0		0-0-0
RPI S	Opponent	Score	RPI S	Opponent	Score	RPI S	Opponent	Score	RPI S	Opponent	Score
23 H	Long Beach St.	1 2	46 A	Texas A&M	0 3	58 A	BYU	2 7	109 A	UC Santa Barbara	3 10
			46 A	Texas A&M	6 10	58 A	BYU	11 7	109 H	UC Santa Barbara	3 6
			46 A	Texas A&M	2 1	58 A	BYU	4 9	125 H	Grand Canyon	1 0
						68 H	Gonzaga	1 2	125 H	Grand Canyon	7 2
						68 H	Gonzaga	2 1	173 A	CSUN	16 4
						68 H	Gonzaga	5 3	173 H	CSUN	7 13
						72 H	California	1 3	174 A	Fresno St.	2 5
						72 H	California	2 3	174 H	Fresno St.	8 7
						72 H	California	7 12	188 H	Stony Brook	4 3
						74 H	Loyola Marymount	1 5	231 A	Pacific	7 6
						74 H	Loyola Marymount	2 4	231 A	Pacific	5 11
						74 H	Loyola Marymount	3 7	231 A	Pacific	1 4
						81 A	Rice	7 5	248 H	Saint Joseph's	9 5
						81 A	Rice	6 7	248 H	Saint Joseph's	8 0
						81 A	Rice	5 2	248 H	Saint Joseph's	7 5
						87 A	Sam Houston St.	1 2	279 A	Portland	14 8
									279 A	Portland	1 2
									279 A	Portland	12 6
			LAST 10 GAMES								
			74 H	Loyola Marymount	2 4	58 A	BYU	2 7			
			74 H	Loyola Marymount	1 5	58 A	BYU	11 7			
			74 H	Loyola Marymount	3 7	279 A	Portland	1 2			
			109 H	UC Santa Barbara	3 6	279 A	Portland	14 8			
			58 A	BYU	4 9	279 A	Portland	12 6			

Non-Div. I Games:

Pepperdine

[illegible]

**Non-Div. I Games:**

Fairfield

RPI	S	Opponent	Score	
299	H	Saint Peter's	3	2
299	H	Saint Peter's	7	1

Fairfield

F  
a  
i  
r  
f  
i  
e  
l  
d

F  
a  
i  
r  
f  
i  
e  
l  
d

**T  
e  
x  
a  
s  
t**

Texas St.



Average RPI Win:	193	WON-LOST RECORD	WINNING PCT. RANK	LAST 10 GAMES	STRENGTH OF SCHEDULE	OPP. STRENGTH OF SCHEDULE	TEAM RPI	ADJ RPI	CONF. RPI	ADJ CONF. RPI		
DIV. I ONLY		16-23-0	.41026	215	4-6-0	160	225	169	.48747	169	23	23
DIV. I NON-CONF.		10-13-0	.43478	194	1-2-0	193	179	134	.50577	134	21	21
<hr/>												
TOTALS	RPI 1-25	RPI 26-50		W-L RECORDS		RPI 51-100		RPI 101-150		RPI 150+		
16-23-0	0-3-0	0-0-0		OVERALL		3-6-0		2-6-0		11-8-0		
5-4-0	0-0-0	0-0-0		HOME		1-1-0		0-0-0		4-3-0		
9-19-0	0-3-0	0-0-0		AWAY		2-5-0		2-6-0		5-5-0		
2-0-0	0-0-0	0-0-0		NEUTRAL		0-0-0		0-0-0		2-0-0		
10-13-0	0-3-0	0-0-0		NON-CONFERENCE		2-2-0		1-4-0		7-4-0		
1-0-0	0-0-0	0-0-0		HOME		0-0-0		0-0-0		1-0-0		
7-13-0	0-3-0	0-0-		AWAY		2-2-0		1-4-0		4-4-0		
2-0-0	0-0-0	0-0-0		NEUTRAL		0-0-0		0-0-0		2-0-0		
6-10-0	0-0-0	0-0-0		CONFERENCE		1-4-0		1-2-0		4-4-0		
4-4-0	0-0-0	0-0-0		HOME		1-1-0		0-0-0		3-3-0		
2-6-0	0-0-0	0-0-0		AWAY		0-3-0		1-2-0		1-1-0		
0-0-0	0-0-0	0-0-0		NEUTRAL		0-0-0		0-0-0		0-0-0		
RPI	S	Opponent	Score	RPI	S	Opponent	Score	RPI	S	Opponent	Score	
18	A	South Fla.	2 11					115	A	Purdue	5 1	
18	A	South Fla.	5 6					122	A	Ill.-Chicago	7 10	
18	A	South Fla.	1 8					122	A	Ill.-Chicago	1 8	
								122	A	Ill.-Chicago	4 2	
								132	A	Ball St.	2 11	
								135	A	Wichita St.	2 3	
								135	A	Wichita St.	3 4	
								135	A	Wichita St.	3 4	
								185	N	Penn	3 0	
								185	N	Penn	16 3	
								194	A	UAB	9 5	
								194	A	UAB	2 3	
								194	A	UAB	1 5	
								209	H	Oakland	9 19	
								209	H	Oakland	7 6	
								209	H	Oakland	6 9	
								250	A	Western Ky.	5 2	
								250	A	Western Ky.	5 6	
								250	A	Western Ky.	3 4	
								251	A	Northern Ky.	17 4	
								251	A	Northern Ky.	5 14	
								251	H	Northern Ky.	7 18	
								251	H	Northern Ky.	8 7	
								251	H	Northern Ky.	10 9	
								273	A	Illinois St.	4 3	
								284	A	Chicago St.	13 1	
								284	H	Chicago St.	10 3	
LAST 10 GAMES												
				93	A	Notre Dame	3 10	284	H	Chicago St.	10 3	
				75	H	Wright St.	9 0	209	H	Oakland	9 19	
				75	H	Wright St.	1 3	209	H	Oakland	6 9	
				251	A	Northern Ky.	17 4	209	H	Oakland	7 6	
				251	A	Northern Ky.	5 14	132	A	Ball St.	2 11	

Non-Div. I Games:

Valparaiso

# Ilinois

Il  
l  
l  
i  
n  
o  
i  
s

Illinois

Average RPI Win: 183		WON-LOST	WINNING	LAST 10	STRENGTH OF		OPP. STRENGTH	TEAM	ADJ	CONF.	ADJ CONF.
Average RPI Loss: 165		RECORD	PCT. RANK	GAMES	SCHEDULE		OF SCHEDULE	RPI	RPI	RPI	RPI
DIV. I ONLY		18-16-0	.52941	123	10-0-0		200	183	171	.48633	171
DIV. I NON-CONF.		10-15-0	.4	209	2-0-0		273	146	258	.43389	258
TOTALS		RPI 1-25	RPI 26-50		W-L RECORDS		RPI 51-100		RPI 101-150		RPI 150+
18-16-0	0-0-0	3-3-0		OVERALL		2-2-0		0-0-0		13-11-0	
13-5-0	0-0-0	3-1-0		HOME		1-2-0		0-0-0		9-2-0	
5-9-0	0-0-0	0-1-0		AWAY		1-0-0		0-0-0		4-8-0	
0-2-0	0-0-0	0-1-0		NEUTRAL		0-0-0		0-0-0		0-1-0	
10-15-0	0-0-0	1-2-0		NON-CONFERENCE		2-2-0		0-0-0		7-11-0	
8-4-0	0-0-0	1-0-0		HOME		1-2-0		0-0-0		6-2-0	
2-9-0	0-0-0	0-0-		AWAY		1-0-0		0-0-0		1-8-0	
0-2-0	0-0-0	0-1-0		NEUTRAL		0-0-0		0-0-0		0-1-0	
8-1-0	0-0-0	2-1-0		CONFERENCE		0-0-0		0-0-0		6-0-0	
5-1-0	0-0-0	2-1-0		HOME		0-0-0		0-0-0		3-0-0	
3-0-0	0-0-0	0-0-0		AWAY		0-0-0		0-0-0		3-0-0	
0-0-0	0-0-0	0-0-0		NEUTRAL		0-0-0		0-0-0		0-0-0	
RPI S	Opponent	Score	RPI S	Opponent	Score	RPI S	Opponent	Score	RPI S	Opponent	Score
			31 N	Michigan	6 7	64 A	Kansas	7 3	154 H	UC Davis	1 12
			32 H	St. John's (NY)	2 3	84 H	Winthrop	0 4	154 H	UC Davis	4 3
			32 H	St. John's (NY)	5 1	84 H	Winthrop	1 2	154 H	UC Davis	2 1
			32 H	St. John's (NY)	7 4	84 H	Winthrop	7 1	165 N	Saint Louis	3 7
			41 A	Nebraska	6 14				194 A	UAB	1 5
			41 H	Nebraska	5 2				194 A	UAB	2 3
									194 A	UAB	1 14
									215 A	Georgetown	7 5
									215 A	Georgetown	6 4
									215 A	Georgetown	11 9
									226 A	Air Force	5 7
									226 A	Air Force	9 12
									236 H	South Dakota St.	6 5
									252 A	Abilene Christian	7 8
									252 A	Abilene Christian	2 3
									252 A	Abilene Christian	3 4
									262 H	Utah Valley	19 5
									262 H	Utah Valley	3 2
									262 H	Utah Valley	1 2
									262 H	Utah Valley	6 5
									264 H	Villanova	6 5
									264 H	Villanova	11 2
									264 H	Villanova	2 1
									268 A	Santa Clara	3 1
LAST 10 GAMES			264 H	Villanova	2 1	215 A	Georgetown	6 4			
			264 H	Villanova	11 2	215 A	Georgetown	7 5			
			264 H	Villanova	6 5	236 H	South Dakota St.	6 5			
			41 H	Nebraska	5 2	32 H	St. John's (NY)	5 1			
			215 A	Georgetown	11 9	32 H	St. John's (NY)	7 4			

Non-Div. I Games:

Creighton

Average RPI Win: 210		WON-LOST	WINNING	LAST 10	STRENGTH OF		OPP. STRENGTH	TEAM	ADJ		CONF.	ADJ CONF.
Average RPI Loss: 122		RECORD	PCT. RANK	GAMES	SCHEDULE		OF SCHEDULE	RPI	RPI		RPI	RPI
DIV. I ONLY		16-23-0	.41026	215	3-7-0		131	166	172		.48619	172
DIV. I NON-CONF.		9-14-0	.3913	214	0-2-0		96	148	173		.48723	173
TOTALS		RPI 1-25	RPI 26-50		W-L RECORDS		RPI 51-100		RPI 101-150		RPI 150+	
16-23-0		0-4-0	0-0-0		OVERALL		2-6-0		0-4-0		14-9-0	
8-7-0		0-0-0	0-0-0		HOME		0-3-0		0-2-0		8-2-0	
7-15-0		0-4-0	0-0-0		AWAY		2-2-0		0-2-0		5-7-0	
1-1-0		0-0-0	0-0-0		NEUTRAL		0-1-0		0-0-0		1-0-0	
9-14-0		0-4-0	0-0-0		NON-CONFERENCE		1-3-0		0-4-0		8-3-0	
6-3-0		0-0-0	0-0-0		HOME		0-0-0		0-2-0		6-1-0	
2-10-0		0-4-0	0-0-		AWAY		1-2-0		0-2-0		1-2-0	
1-1-0		0-0-0	0-0-0		NEUTRAL		0-1-0		0-0-0		1-0-0	
7-9-0		0-0-0	0-0-0		CONFERENCE		1-3-0		0-0-0		6-6-0	
2-4-0		0-0-0	0-0-0		HOME		0-3-0		0-0-0		2-1-0	
5-5-0		0-0-0	0-0-0		AWAY		1-0-0		0-0-0		4-5-0	
0-0-0		0-0-0	0-0-0		NEUTRAL		0-0-0		0-0-0		0-0-0	
RPI S	Opponent	Score	RPI S	Opponent	Score	RPI S	Opponent	Score	RPI S	Opponent	Score	
3 A	North Carolina	0 2				61 A	Liberty	5 4	116 A	Virginia Tech	7 9	
3 A	North Carolina	3 9				61 H	Liberty	1 6	116 H	Virginia Tech	6 17	
3 A	North Carolina	5 7				61 H	Liberty	4 9	147 A	Appalachian St.	9 13	
10 A	Wake Forest	7 18				61 H	Liberty	3 13	147 H	Appalachian St.	5 7	
						69 N	Kent St.	1 9	153 H	ETSU	4 3	
						100 A	North Florida	8 7	157 A	Elon	1 10	
						100 A	North Florida	0 9	176 A	Presbyterian	3 4	
						100 A	North Florida	2 9	176 A	Presbyterian	1 4	
									176 A	Presbyterian	4 1	
									192 A	Charleston So.	2 3	
									192 A	Charleston So.	1 4	
									192 A	Charleston So.	3 4	
									220 A	George Mason	9 4	
									220 A	George Mason	4 6	
									223 H	Rider	11 5	
									223 H	Rider	3 1	
									223 H	Rider	18 0	
									239 N	Quinnipiac	4 0	
									243 A	Campbell	8 5	
									243 A	Campbell	7 4	
									243 A	Campbell	2 0	
									251 H	Northern Ky.	7 3	
									251 H	Northern Ky.	5 10	
									251 H	Northern Ky.	10 5	
									254 H	Longwood	1 7	
									254 H	Longwood	10 0	
									254 H	Longwood	16 6	
LAST 10 GAMES												
			192 A	Charleston So.	1 4	243 A	Campbell	8 5				
			192 A	Charleston So.	2 3	243 A	Campbell	2 0				
			192 A	Charleston So.	3 4	116 H	Virginia Tech	6 17				
			147 H	Appalachian St.	5 7	61 H	Liberty	3 13				
			243 A	Campbell	7 4	61 H	Liberty	1 6				

Non-Div. I Games:

Radford

CSUN

Average RPI Win: 129		WON-LOST RECORD		WINNING PCT. RANK		LAST 10 GAMES		STRENGTH OF SCHEDULE		OPP. STRENGTH OF SCHEDULE		TEAM RPI		ADJ RPI		CONF. RPI		ADJ CONF. RPI					
DIV. I ONLY		20-22-0		.47619 164		5-5-0		171		77		173		.48614 173		8		8					
DIV. I NON-CONF.		13-17-0		.43333 195		0-3-0		162		118		206		.47235 205		8		8					
TOTALS		RPI 1-25		RPI 26-50		W-L RECORDS		RPI 51-100		RPI 101-150		RPI 150+											
20-22-0		3-3-0		1-1-0		OVERALL		1-5-0		9-5-0		6-8-0											
14-11-0		0-0-0		1-0-0		HOME		1-4-0		8-2-0		4-5-0											
6-11-0		3-3-0		0-1-0		AWAY		0-1-0		1-3-0		2-3-0											
0-0-0		0-0-0		0-0-0		NEUTRAL		0-0-0		0-0-0		0-0-0											
13-17-0		2-1-0		1-1-0		NON-CONFERENCE		1-5-0		4-4-0		5-6-0											
9-10-0		0-0-0		1-0-0		HOME		1-4-0		3-1-0		4-5-0											
4-7-0		2-1-0		0-0-0		AWAY		0-1-0		1-3-0		1-1-0											
0-0-0		0-0-0		0-0-0		NEUTRAL		0-0-0		0-0-0		0-0-0											
7-5-0		1-2-0		0-0-0		CONFERENCE		0-0-0		5-1-0		1-2-0											
5-1-0		0-0-0		0-0-0		HOME		0-0-0		5-1-0		0-0-0											
2-4-0		1-2-0		0-0-0		AWAY		0-0-0		0-0-0		1-2-0											
0-0-0		0-0-0		0-0-0		NEUTRAL		0-0-0		0-0-0		0-0-0											
RPI	S	Opponent		Score		RPI	S	Opponent		Score		RPI	S	Opponent		Score		RPI	S	Opponent		Score	
20	A	Vanderbilt		6	4	49	A	UCLA		2	7	74	A	Loyola Marymount		1	6	109	H	UC Santa Barbara		10	8
20	A	Vanderbilt		4	1	49	H	UCLA		6	5	74	H	Loyola Marymount		10	18	109	H	UC Santa Barbara		6	15
20	A	Vanderbilt		3	11							80	H	Saint Mary's (CA)		1	2	109	H	UC Santa Barbara		7	3
23	A	Long Beach St.		2	6							80	H	Saint Mary's (CA)		3	4	115	H	Purdue		16	8
23	A	Long Beach St.		0	4							80	H	Saint Mary's (CA)		5	4	115	H	Purdue		5	4
23	A	Long Beach St.		8	5							80	H	Saint Mary's (CA)		0	10	115	H	Purdue		3	9
																		115	H	Purdue		4	1
																		121	A	Washington St.		7	11
																		121	A	Washington St.		3	1
																		121	A	Washington St.		4	6
																		121	A	Washington St.		0	3
																		136	H	UC Riverside		3	0
																		136	H	UC Riverside		10	3
																		136	H	UC Riverside		10	4
																		154	A	UC Davis		5	7
																		154	A	UC Davis		4	2
																		154	A	UC Davis		2	8
																		166	A	Pepperdine		13	7
																		166	H	Pepperdine		4	16
																		179	H	Holy Cross		10	5
																		187	A	CSU Bakersfield		2	4
																		234	H	Towson		5	6
																		234	H	Towson		2	7
																		234	H	Towson		11	5
																		234	H	Towson		1	4
																		279	H	Portland		3	4
																		279	H	Portland		3	0
LAST 10 GAMES																							
																		74	H	Loyola Marymount		10	18
																		136	H	UC Riverside		10	3
																		136	H	UC Riverside		3	0
																		136	H	UC Riverside		10	4
																		74	A	Loyola Marymount		1	6
																		23	A	Long Beach St.		8	5
																		23	A	Long Beach St.		0	4
																		23	A	Long Beach St.		2	6
																		187	A	CSU Bakersfield		2	4
																		109	H	UC Santa Barbara		10	8

Non-Div. I Games:

CSUN

RPI	S	Opponent	Score	
279	H	Portland	6	0

CSUN

C  
S  
U  
N

C  
S  
U  
N

Average RPI Win:	166	WON-LOST RECORD	WINNING PCT. RANK	LAST 10 GAMES	STRENGTH OF SCHEDULE	OPP. STRENGTH OF SCHEDULE	TEAM RPI	ADJ RPI	CONF. RPI	ADJ CONF. RPI						
DIV. I ONLY	20-20-0	.5	145	4-6-0	179	148	174	.48611	174	19	19					
DIV. I NON-CONF.	11-11-0	.5	141	1-3-0	187	88	182	.48453	182	15	15					
TOTALS	RPI 1-25	RPI 26-50	W-L RECORDS	RPI 51-100	RPI 101-150	RPI 150+										
20-20-0	0-0-0	1-2-0	OVERALL	2-5-0	5-5-0	12-8-0										
13-10-0	0-0-0	0-0-0	HOME	2-2-0	3-5-0	8-3-0										
7-10-0	0-0-0	1-2-0	AWAY	0-3-0	2-0-0	4-5-0										
0-0-0	0-0-0	0-0-0	NEUTRAL	0-0-0	0-0-0	0-0-0										
11-11-0	0-0-0	0-0-0	NON-CONFERENCE	2-5-0	4-3-0	5-3-0										
8-6-0	0-0-0	0-0-0	HOME	2-2-0	2-3-0	4-1-0										
3-5-0	0-0-0	0-0-	AWAY	0-3-0	2-0-0	1-2-0										
0-0-0	0-0-0	0-0-0	NEUTRAL	0-0-0	0-0-0	0-0-0										
9-9-0	0-0-0	1-2-0	CONFERENCE	0-0-0	1-2-0	7-5-0										
5-4-0	0-0-0	0-0-0	HOME	0-0-0	1-2-0	4-2-0										
4-5-0	0-0-0	1-2-0	AWAY	0-0-0	0-0-0	3-3-0										
0-0-0	0-0-0	0-0-0	NEUTRAL	0-0-0	0-0-0	0-0-0										
RPI S Opponent Score	RPI S Opponent Score	RPI S Opponent Score	RPI S Opponent Score	RPI S Opponent Score	RPI S Opponent Score	RPI S Opponent Score										
40 A New Mexico 4 24	54 H Oregon 9 1	106 H San Diego St. 8 7														
40 A New Mexico 2 6	54 H Oregon 8 3	106 H San Diego St. 4 5														
40 A New Mexico 2 1	54 H Oregon 1 13	106 H San Diego St. 0 12														
	54 H Oregon 2 3	124 A San Francisco 6 3														
	82 A Michigan St. 4 10	124 H San Francisco 6 7														
	82 A Michigan St. 5 9	136 H UC Riverside 5 4														
	82 A Michigan St. 2 8	136 H UC Riverside 3 4														
		136 H UC Riverside 4 6														
		139 A Cal Poly 6 3														
		139 H Cal Poly 12 8														
		166 A Pepperdine 7 8														
		166 H Pepperdine 5 2														
		178 H Eastern Mich. 11 15														
		178 H Eastern Mich. 10 2														
		178 H Eastern Mich. 6 3														
		205 A Sacramento St. 9 0														
		224 A Nevada 27 5														
		224 A Nevada 3 7														
		224 A Nevada 4 5														
		224 H Nevada 3 2														
		224 H Nevada 9 5														
		224 H Nevada 8 10														
		226 A Air Force 5 14														
		226 A Air Force 10 8														
		226 A Air Force 15 7														
		226 H Air Force 5 10														
		226 H Air Force 6 7														
		226 H Air Force 2 8														
		226 H Air Force 7 5														
		226 H Air Force 6 7														
		226 H Air Force 2 8														
		226 H Air Force 7 5														
		226 H Air Force 5 10														
		226 H Air Force 6 7														
		226 H Air Force 2 8														
		226 H Air Force 7 5														
		226 H Air Force 5 10														
		226 H Air Force 6 7														
		226 H Air Force 2 8														
		226 H Air Force 7 5														
		226 H Air Force 5 10														
		226 H Air Force 6 7														
		226 H Air Force 2 8														
		226 H Air Force 7 5														
		226 H Air Force 5 10														
		226 H Air Force 6 7														
		226 H Air Force 2 8														
		226 H Air Force 7 5														
		226 H Air Force 5 10														
		226 H Air Force 6 7														
		226 H Air Force 2 8														
		226 H Air Force 7 5														
		226 H Air Force 5 10														
		226 H Air Force 6 7														
		226 H Air Force 2 8														
		226 H Air Force 7 5														
		226 H Air Force 5 10														
		226 H Air Force 6 7														
		226 H Air Force 2 8														
		226 H Air Force 7 5														
		226 H Air Force 5 10														
		226 H Air Force 6 7														
		226 H Air Force 2 8														
		226 H Air Force 7 5														
		226 H Air Force 5 10														
		226 H Air Force 6 7														
		226 H Air Force 2 8														
		226 H Air Force 7 5														
		226 H Air Force 5 10														
		226 H Air Force 6 7														
		226 H Air Force 2 8														
		226 H Air Force 7 5														
		226 H Air Force 5 10														
		226 H Air Force 6 7														
		226 H Air Force 2 8														
		226 H Air Force 7 5														
		226 H Air Force 5 10														
		226 H Air Force 6 7														
		226 H Air Force 2 8														
		226 H Air Force 7 5														
		226 H Air Force 5 10														
		226 H Air Force 6 7														
		226 H Air Force 2 8														
		226 H Air Force 7 5														
		226 H Air Force 5 10														
		226 H Air Force 6 7														
		226 H Air Force 2 8														
		226 H Air Force 7 5														
		226 H Air Force 5 10														
		226 H Air Force 6 7														
		226 H Air Force 2 8														
		226 H Air Force 7 5														
		226 H Air Force 5 10														
		226 H Air Force 6 7														
		226 H Air Force 2 8														

RPI	S	Opponent	Score	
226	H	Air Force	8	7
231	A	Pacific	11	12
231	H	Pacific	10	4

Fresno St.

F  
r  
e  
s  
n  
o  
s  
t  
.

F  
r  
e  
s  
n  
o  
s  
t  
.



Average RPI Win:	186	WON-LOST RECORD	WINNING PCT. RANK	LAST 10 GAMES	STRENGTH OF SCHEDULE	OPP. STRENGTH OF SCHEDULE	TEAM RPI	ADJ RPI	CONF. RPI	ADJ CONF. RPI		
DIV. I ONLY		22-20-0	.52381	128	6-4-0	231	179	175	.48592	175	14	14
DIV. I NON-CONF.		17-16-0	.51515	140	5-1-0	226	171	171	.48769	171	12	12
TOTALS	RPI 1-25	RPI 26-50	W-L RECORDS		RPI 51-100	RPI 101-150	RPI 150+					
22-20-0	0-0-0	0-0-0	OVERALL		4-2-0	4-8-0	14-10-0					
11-6-0	0-0-0	0-0-0	HOME		3-0-0	2-4-0	6-2-0					
11-12-0	0-0-0	0-0-0	AWAY		1-2-0	2-4-0	8-6-0					
0-2-0	0-0-0	0-0-0	NEUTRAL		0-0-0	0-0-0	0-2-0					
17-16-0	0-0-0	0-0-0	NON-CONFERENCE		4-2-0	3-6-0	10-8-0					
8-6-0	0-0-0	0-0-0	HOME		3-0-0	2-4-0	3-2-0					
9-8-0	0-0-0	0-0-	AWAY		1-2-0	1-2-0	7-4-0					
0-2-0	0-0-0	0-0-0	NEUTRAL		0-0-0	0-0-0	0-2-0					
5-4-0	0-0-0	0-0-0	CONFERENCE		0-0-0	1-2-0	4-2-0					
3-0-0	0-0-0	0-0-0	HOME		0-0-0	0-0-0	3-0-0					
2-4-0	0-0-0	0-0-0	AWAY		0-0-0	1-2-0	1-2-0					
0-0-0	0-0-0	0-0-0	NEUTRAL		0-0-0	0-0-0	0-0-0					
RPI	S	Opponent	Score	RPI	S	Opponent	Score	RPI	S	Opponent	Score	
						94 H Tennessee Tech	10 9			114 H Jacksonville St.	0 7	
						94 H Tennessee Tech	6 4			114 H Jacksonville St.	5 4	
						94 H Tennessee Tech	13 8			114 H Jacksonville St.	6 8	
						97 A Memphis	3 2			131 A Southeast Mo. St.	7 5	
						97 A Memphis	3 4			131 H Southeast Mo. St.	4 2	
						97 A Memphis	1 2			135 A Wichita St.	7 17	
										135 A Wichita St.	11 8	
										135 A Wichita St.	0 7	
										143 A Belmont	17 18	
										143 H Belmont	3 9	
										145 A Austin Peay	3 10	
										145 H Austin Peay	0 4	
										170 A Illinois	3 1	
										170 A Illinois	8 5	
										184 A Indiana St.	1 4	
										184 A Indiana St.	2 1	
										184 A Indiana St.	2 15	
										186 A Arkansas St.	4 2	
										186 H Arkansas St.	3 4	
										201 N Toledo	2 10	
										201 N Toledo	7 8	
										202 A Murray St.	12 13	
										202 H Murray St.	10 13	
										211 A Eastern Ill.	7 10	
										213 A Stetson	7 6	
										213 A Stetson	7 0	
										213 A Stetson	8 4	
LAST 10 GAMES												
						131 A Southeast Mo. St.	7 5			184 A Indiana St.	1 4	
						94 H Tennessee Tech	13 8			184 A Indiana St.	2 15	
						94 H Tennessee Tech	10 9			184 A Indiana St.	2 1	
						94 H Tennessee Tech	6 4			131 H Southeast Mo. St.	4 2	
						143 H Belmont	3 9			135 A Wichita St.	7 17	

Non-Div. I Games:

Southern Ill.

Southern Illinois.

1  
6  
1  
1  
1  
6  
:  
1  
:  
:  
:  
:

Southern Ill.

Average RPI Win: 179		WON-LOST	WINNING	LAST 10	STRENGTH OF		OPP. STRENGTH	TEAM	ADJ	CONF.	ADJ CONF.
Average RPI Loss: 159		RECORD	PCT. RANK	GAMES	SCHEDULE		OF SCHEDULE	RPI	RPI	RPI	RPI
DIV. I ONLY		21-21-0	.5	145	5-5-0		195	153	176	.48548	176
DIV. I NON-CONF.		12-15-0	.44444	190	0-2-0		198	136	195	.47785	195
TOTALS		RPI 1-25	RPI 26-50		W-L RECORDS		RPI 51-100		RPI 101-150		RPI 150+
21-21-0	0-0-0	1-2-0		OVERALL		3-1-0		1-5-0		16-13-0	
11-9-0	0-0-0	0-0-0		HOME		0-0-0		1-2-0		10-7-0	
9-10-0	0-0-0	1-2-0		AWAY		3-0-0		0-3-0		5-5-0	
1-2-0	0-0-0	0-0-0		NEUTRAL		0-1-0		0-0-0		1-1-0	
12-15-0	0-0-0	1-2-0		NON-CONFERENCE		0-1-0		1-5-0		10-7-0	
7-4-0	0-0-0	0-0-0		HOME		0-0-0		1-2-0		6-2-0	
4-9-0	0-0-0	1-0-		AWAY		0-0-0		0-3-0		3-4-0	
1-2-0	0-0-0	0-0-0		NEUTRAL		0-1-0		0-0-0		1-1-0	
9-6-0	0-0-0	0-0-0		CONFERENCE		3-0-0		0-0-0		6-6-0	
4-5-0	0-0-0	0-0-0		HOME		0-0-0		0-0-0		4-5-0	
5-1-0	0-0-0	0-0-0		AWAY		3-0-0		0-0-0		2-1-0	
0-0-0	0-0-0	0-0-0		NEUTRAL		0-0-0		0-0-0		0-0-0	
RPI S	Opponent	Score		RPI S	Opponent	Score		RPI S	Opponent	Score	
27 A	Auburn	11	8	82 N	Michigan St.	2	10	105 H	Western Caro.	6	9
27 A	Auburn	0	8	84 A	Winthrop	9	5	110 A	Georgia	7	8
27 A	Auburn	5	7	84 A	Winthrop	3	1	138 A	Furman	6	11
				84 A	Winthrop	5	0	138 A	Furman	6	7
								138 H	Furman	0	6
								140 H	Butler	7	5
								152 H	High Point	1	13
								152 H	High Point	2	3
								152 H	High Point	13	1
								159 H	Wofford	6	1
								159 N	Wofford	9	10
								172 H	Radford	4	1
								172 H	Radford	4	3
								172 H	Radford	1	4
								181 N	UT Martin	3	2
								188 H	Stony Brook	3	8
								188 H	Stony Brook	7	6
								188 H	Stony Brook	2	1
								190 A	Alabama	4	3
								190 A	Alabama	3	4
								190 A	Alabama	1	8
								195 H	UNC Asheville	7	4
								195 H	UNC Asheville	1	7
								195 H	UNC Asheville	2	4
								221 A	N.C. A&T	3	2
								228 A	The Citadel	8	9
								241 H	Army West Point	5	9
LAST 10 GAMES				152 H	High Point	1	13	254 A	Longwood	2	1
				152 H	High Point	2	3	254 A	Longwood	1	2
				152 H	High Point	13	1	105 H	Western Caro.	6	9
				138 A	Furman	6	11	84 A	Winthrop	3	1
				254 A	Longwood	10	2	84 A	Winthrop	9	5

Non-Div. I Games:

Presbyterian

RPI	S	Opponent	Score	
241	H	Army West Point	13	4
241	H	Army West Point	9	0
254	A	Longwood	2	1
254	A	Longwood	10	2
254	A	Longwood	1	2
263	A	N.C. Central	8	7
263	H	N.C. Central	8	7
265	A	USC Upstate	4	5

Presbyterian

P  
r  
e  
s  
b  
y  
t  
e  
r  
i  
a  
n

P  
r  
e  
s  
b  
y  
t  
e  
r  
i  
a  
n

Average RPI Win: 218		WON-LOST	WINNING	LAST 10	STRENGTH OF		OPP. STRENGTH	TEAM	ADJ	CONF.	ADJ CONF.
Average RPI Loss: 98		RECORD	PCT. RANK	GAMES	SCHEDULE		OF SCHEDULE	RPI	RPI	RPI	RPI
DIV. I ONLY		20-18-0	.52632	126	4-6-0		198	169	178	.4839	177
DIV. I NON-CONF.		14-12-0	.53846	125	0-1-0		186	144	187	.48344	187
TOTALS		RPI 1-25	RPI 26-50		W-L RECORDS		RPI 51-100		RPI 101-150		RPI 150+
20-18-0		0-2-0	1-5-0		OVERALL		2-6-0		2-1-0		15-4-0
12-10-0		0-1-0	0-3-0		HOME		2-2-0		1-1-0		9-3-0
8-7-0		0-0-0	1-2-0		AWAY		0-4-0		1-0-0		6-1-0
0-1-0		0-1-0	0-0-0		NEUTRAL		0-0-0		0-0-0		0-0-0
14-12-0		0-2-0	1-5-0		NON-CONFERENCE		1-1-0		2-1-0		10-3-0
11-8-0		0-1-0	0-3-0		HOME		1-0-0		1-1-0		9-3-0
3-3-0		0-0-0	1-0-		AWAY		0-1-0		1-0-0		1-0-0
0-1-0		0-1-0	0-0-0		NEUTRAL		0-0-0		0-0-0		0-0-0
6-6-0		0-0-0	0-0-0		CONFERENCE		1-5-0		0-0-0		5-1-0
1-2-0		0-0-0	0-0-0		HOME		1-2-0		0-0-0		0-0-0
5-4-0		0-0-0	0-0-0		AWAY		0-3-0		0-0-0		5-1-0
0-0-0		0-0-0	0-0-0		NEUTRAL		0-0-0		0-0-0		0-0-0
RPI S	Opponent	Score	RPI S	Opponent	Score	RPI S	Opponent	Score	RPI S	Opponent	Score
13 H	Missouri St.	4 6	27 A	Auburn	0 8	76 A	Jacksonville	1 2	104 A	Middle Tenn.	16 2
20 N	Vanderbilt	0 10	27 A	Auburn	4 5	76 A	Jacksonville	5 6	104 H	Middle Tenn.	3 2
			27 A	Auburn	8 7	76 A	Jacksonville	3 5	143 H	Belmont	7 9
			31 H	Michigan	3 4	94 A	Tennessee Tech	1 10	181 H	UT Martin	3 7
			31 H	Michigan	2 8	94 H	Tennessee Tech	11 9	209 H	Oakland	7 3
			31 H	Michigan	0 5	100 H	North Florida	8 1	209 H	Oakland	11 16
						100 H	North Florida	1 11	209 H	Oakland	3 2
						100 H	North Florida	5 7	246 H	Northwestern	10 6
									250 A	Western Ky.	10 4
									260 H	Bowling Green	2 0
									265 A	USC Upstate	19 4
									265 A	USC Upstate	7 16
									265 A	USC Upstate	5 3
									267 H	Evansville	4 3
									267 H	Evansville	5 10
									267 H	Evansville	4 1
									273 H	Illinois St.	10 8
									273 H	Illinois St.	3 1
									273 H	Illinois St.	8 3
									291 A	NJIT	15 10
									291 A	NJIT	8 3
									291 A	NJIT	11 2
			LAST 10 GAMES								
			143 H	Belmont	7 9	76 A	Jacksonville	1 2			
			291 A	NJIT	8 3	76 A	Jacksonville	5 6			
			291 A	NJIT	15 10	100 H	North Florida	8 1			
			291 A	NJIT	11 2	100 H	North Florida	5 7			
			76 A	Jacksonville	3 5	100 H	North Florida	1 11			

Non-Div. I Games:

Lipscomb

Average RPI Win:	189	WON-LOST RECORD	WINNING PCT. RANK	LAST 10 GAMES		STRENGTH OF SCHEDULE	OPP. STRENGTH OF SCHEDULE	TEAM RPI	ADJ RPI	CONF. RPI	ADJ CONF. RPI
DIV. I ONLY		17-23-0	.425    204	6-4-0		175	191	179	.48384    178	21	21
DIV. I NON-CONF.		9-19-0	.32143    246	1-2-0		100	165	192	.48222    192	18	18
TOTALS	RPI 1-25	RPI 26-50		W-L RECORDS		RPI 51-100		RPI 101-150		RPI 150+	
17-23-0	0-3-0	0-1-0		OVERALL		3-6-0		2-2-0		12-11-0	
6-2-0	0-0-0	0-0-0		HOME		1-0-0		0-0-0		5-2-0	
8-13-0	0-3-0	0-1-0		AWAY		1-3-0		0-0-0		7-6-0	
3-8-0	0-0-0	0-0-0		NEUTRAL		1-3-0		2-2-0		0-3-0	
9-19-0	0-3-0	0-1-0		NON-CONFERENCE		3-6-0		2-2-0		4-7-0	
1-1-0	0-0-0	0-0-0		HOME		1-0-0		0-0-0		0-1-0	
5-10-0	0-3-0	0-0-		AWAY		1-3-0		0-0-0		4-3-0	
3-8-0	0-0-0	0-0-0		NEUTRAL		1-3-0		2-2-0		0-3-0	
8-4-0	0-0-0	0-0-0		CONFERENCE		0-0-0		0-0-0		8-4-0	
5-1-0	0-0-0	0-0-0		HOME		0-0-0		0-0-0		5-1-0	
3-3-0	0-0-0	0-0-0		AWAY		0-0-0		0-0-0		3-3-0	
0-0-0	0-0-0	0-0-0		NEUTRAL		0-0-0		0-0-0		0-0-0	
RPI S	Opponent	Score	RPI S	Opponent	Score	RPI S	Opponent	Score	RPI S	Opponent	Score
5 A	Louisville	0 13	31 A	Michigan	1 2	60 N	Missouri	6 2	113 N	Dartmouth	4 8
5 A	Louisville	7 8				60 N	Missouri	9 27	140 N	Butler	2 6
5 A	Louisville	2 3				60 N	Missouri	5 6	140 N	Butler	4 0
						60 N	Missouri	2 7	148 N	St. Bonaventure	12 7
						67 A	FGCU	5 12	162 A	Ohio St.	3 1
						82 H	Michigan St.	4 3	174 A	Fresno St.	15 11
						99 A	Samford	3 4	174 A	Fresno St.	2 10
						99 A	Samford	3 7	174 A	Fresno St.	3 6
						99 A	Samford	8 3	198 A	Western Mich.	6 2
									198 A	Western Mich.	3 4
									198 A	Western Mich.	1 6
									203 A	Miami (OH)	2 6
									203 A	Miami (OH)	10 6
									203 A	Miami (OH)	7 5
									209 A	Oakland	11 14
									209 H	Oakland	2 3
									219 H	Ohio	8 2
									219 H	Ohio	12 11
									219 H	Ohio	12 9
									245 N	Milwaukee	2 4
									245 N	Milwaukee	4 15
									245 N	Milwaukee	0 3
									260 H	Bowling Green	2 6
									260 H	Bowling Green	3 0
									260 H	Bowling Green	7 6
									284 A	Chicago St.	10 6
									284 A	Chicago St.	5 2
			LAST 10 GAMES								
						198 A	Western Mich.	1 6	219 H	Ohio	12 9
						198 A	Western Mich.	3 4	219 H	Ohio	8 2
						198 A	Western Mich.	6 2	162 A	Ohio St.	3 1
						209 A	Oakland	11 14	31 A	Michigan	1 2
						219 H	Ohio	12 11	203 A	Miami (OH)	10 6

**Non-Div. I Games:**

Eastern Mich.

Average RPI Win: 207		WON-LOST RECORD		WINNING PCT. RANK		LAST 10 GAMES		STRENGTH OF SCHEDULE		OPP. STRENGTH OF SCHEDULE		TEAM RPI		ADJ RPI		CONF. RPI		ADJ CONF. RPI	
Average RPI Loss: 148																			
DIV. I ONLY		18-21-0		.46154 181		3-2-0		145		261		180		.48379 179		28		28	
DIV. I NON-CONF.		7-16-0		.30435 250		0-1-0		184		73		226		.46043 225		30		30	
TOTALS		RPI 1-25		RPI 26-50		W-L RECORDS		RPI 51-100		RPI 101-150		RPI 150+							
18-21-0		0-0-0		0-3-0		OVERALL		2-3-0		3-5-0		13-10-0							
10-5-0		0-0-0		0-0-0		HOME		0-0-0		1-0-0		9-5-0							
6-11-0		0-0-0		0-3-0		AWAY		1-0-0		2-5-0		3-3-0							
2-5-0		0-0-0		0-0-0		NEUTRAL		1-3-0		0-0-0		1-2-0							
7-16-0		0-0-0		0-3-0		NON-CONFERENCE		2-3-0		3-5-0		2-5-0							
2-1-0		0-0-0		0-0-0		HOME		0-0-0		1-0-0		1-1-0							
3-10-0		0-0-0		0-0-		AWAY		1-0-0		2-5-0		0-2-0							
2-5-0		0-0-0		0-0-0		NEUTRAL		1-3-0		0-0-0		1-2-0							
11-5-0		0-0-0		0-0-0		CONFERENCE		0-0-0		0-0-0		11-5-0							
8-4-0		0-0-0		0-0-0		HOME		0-0-0		0-0-0		8-4-0							
3-1-0		0-0-0		0-0-0		AWAY		0-0-0		0-0-0		3-1-0							
0-0-0		0-0-0		0-0-0		NEUTRAL		0-0-0		0-0-0		0-0-0							
RPI	S	Opponent		Score		RPI	S	Opponent		Score		RPI	S	Opponent		Score			
						27	A	Auburn	0	7									
						27	A	Auburn	4	13									
						27	A	Auburn	0	4									

Non-Div. I Games:

Holy Cross

Holy Cross



Average RPI Win: 189		WON-LOST RECORD		WINNING PCT. RANK		LAST 10 GAMES		STRENGTH OF SCHEDULE		OPP. STRENGTH OF SCHEDULE		TEAM RPI		ADJ RPI		CONF. RPI		ADJ CONF. RPI	
DIV. I ONLY		24-15-0		.61538 63		5-5-0		273		79		181		.4837 180		10		10	
DIV. I NON-CONF.		16-11-0		.59259 90		2-3-0		296		55		229		.45816 229		13		13	
TOTALS		RPI 1-25		RPI 26-50		W-L RECORDS		RPI 51-100		RPI 101-150		RPI 150+							
24-15-0		1-3-0		0-0-0		OVERALL		1-4-0		5-1-0		17-7-0							
18-8-0		0-0-0		0-0-0		HOME		1-3-0		5-1-0		12-4-0							
5-7-0		1-3-0		0-0-0		AWAY		0-1-0		0-0-0		4-3-0							
1-0-0		0-0-0		0-0-0		NEUTRAL		0-0-0		0-0-0		1-0-0							
16-11-0		1-3-0		0-0-0		NON-CONFERENCE		1-4-0		0-0-0		14-4-0							
12-5-0		0-0-0		0-0-0		HOME		1-3-0		0-0-0		11-2-0							
3-6-0		1-3-0		0-0-		AWAY		0-1-0		0-0-0		2-2-0							
1-0-0		0-0-0		0-0-0		NEUTRAL		0-0-0		0-0-0		1-0-0							
8-4-0		0-0-0		0-0-0		CONFERENCE		0-0-0		5-1-0		3-3-0							
6-3-0		0-0-0		0-0-0		HOME		0-0-0		5-1-0		1-2-0							
2-1-0		0-0-0		0-0-0		AWAY		0-0-0		0-0-0		2-1-0							
0-0-0		0-0-0		0-0-0		NEUTRAL		0-0-0		0-0-0		0-0-0							
RPI S	Opponent		Score		RPI S	Opponent		Score		RPI S	Opponent		Score		RPI S	Opponent		Score	
10 A	Wake Forest		8	15						57 A	North Carolina St.		1	10	105 H	Western Caro.		5	9
21 A	South Carolina		1	0						57 H	North Carolina St.		2	8	105 H	Western Caro.		8	2
21 A	South Carolina		1	7						82 H	Michigan St.		16	22	105 H	Western Caro.		5	4
21 A	South Carolina		1	5						82 H	Michigan St.		4	5	138 H	Furman		7	6
										82 H	Michigan St.		4	1	138 H	Furman		3	1
															138 H	Furman		9	3
															152 A	High Point		0	1
															153 A	ETSU		12	3
															153 A	ETSU		9	7
															153 A	ETSU		0	11
															157 H	Elon		12	8
															159 H	Wofford		7	8
															159 H	Wofford		13	12
															159 H	Wofford		4	13
															162 A	Ohio St.		11	4
															162 A	Ohio St.		4	5
															162 A	Ohio St.		11	4
															195 H	UNC Asheville		14	3
															207 H	Princeton		3	5
															207 H	Princeton		6	1
															207 H	Princeton		5	10
															207 H	Princeton		12	3
															221 N	N.C. A&T		5	4
															289 H	UMES		18	4
															289 H	UMES		4	2
															289 H	UMES		11	3
															294 H	Lafayette		11	8
LAST 10 GAMES																			
162 A	Ohio St.		4	5	159 H	Wofford		7	8	221 N	N.C. A&T		5	4	289 H	UMES		18	4
162 A	Ohio St.		11	4	159 H	Wofford		4	13	289 H	UMES		4	2	289 H	UMES		11	3
162 A	Ohio St.		11	4	57 A	North Carolina St.		1	10	289 H	UMES		11	3	294 H	Lafayette		11	8
152 A	High Point		0	1	138 H	Furman		9	3	294 H	Lafayette		11	8					
159 H	Wofford		13	12	138 H	Furman		7	6										

Non-Div. I Games:

UNCG

RPI	S	Opponent	Score	
294	H	Lafayette	8	7
294	H	Lafayette	25	7
294	H	Lafayette	14	2

UNCG

U  
N  
C  
G

U  
N  
C  
G

Average RPI Win:		205	WON-LOST RECORD		WINNING PCT. RANK		LAST 10 GAMES		STRENGTH OF SCHEDULE		OPP. STRENGTH OF SCHEDULE		TEAM RPI		ADJ RPI		CONF. RPI		ADJ CONF. RPI				
DIV. I ONLY			15-20-0		.42857 203		4-4-0		115		235		177		.48315 181		15		16				
DIV. I NON-CONF.			8-9-0		.47059 179		1-4-0		208		241		199		.47522 200		19		19				
TOTALS		RPI 1-25		RPI 26-50		W-L RECORDS		RPI 51-100		RPI 101-150		RPI 150+											
15-20-0		0-2-0		0-0-0		OVERALL		3-7-0		1-6-0		11-5-0											
10-6-0		0-0-0		0-0-0		HOME		3-3-0		1-2-0		6-1-0											
5-12-0		0-2-0		0-0-0		AWAY		0-3-0		0-4-0		5-3-0											
0-2-0		0-0-0		0-0-0		NEUTRAL		0-1-0		0-0-0		0-1-0											
8-9-0		0-2-0		0-0-0		NON-CONFERENCE		0-4-0		0-1-0		8-2-0											
6-1-0		0-0-0		0-0-0		HOME		0-0-0		0-0-0		6-1-0											
2-6-0		0-2-0		0-0-		AWAY		0-3-0		0-1-0		2-0-0											
0-2-0		0-0-0		0-0-0		NEUTRAL		0-1-0		0-0-0		0-1-0											
7-11-0		0-0-0		0-0-0		CONFERENCE		3-3-0		1-5-0		3-3-0											
4-5-0		0-0-0		0-0-0		HOME		3-3-0		1-2-0		0-0-0											
3-6-0		0-0-0		0-0-0		AWAY		0-0-0		0-3-0		3-3-0											
0-0-0		0-0-0		0-0-0		NEUTRAL		0-0-0		0-0-0		0-0-0											
RPI	S	Opponent		Score		RPI	S	Opponent		Score		RPI	S	Opponent		Score		RPI	S	Opponent		Score	
4	A	Kentucky		0	8							75	A	Wright St.		3	4	131	A	Southeast Mo. St.		4	13
20	A	Vanderbilt		0	11							75	A	Wright St.		0	14	131	A	Southeast Mo. St.		4	5
												75	A	Wright St.		5	12	131	A	Southeast Mo. St.		1	14
												82	N	Michigan St.		1	6	138	A	Furman		3	11
												83	H	Morehead St.		1	0	143	H	Belmont		7	4
												83	H	Morehead St.		18	6	143	H	Belmont		6	8
												83	H	Morehead St.		9	5	143	H	Belmont		5	8
												94	H	Tennessee Tech		6	14	176	N	Presbyterian		2	3
												94	H	Tennessee Tech		3	4	177	A	Lipscomb		7	3
												94	H	Tennessee Tech		6	9	200	H	Buffalo		4	3
																		200	H	Buffalo		2	10
																		200	H	Buffalo		14	0
																		212	A	Eastern Ky.		3	11
																		212	A	Eastern Ky.		0	3
																		212	A	Eastern Ky.		2	3
																		244	A	SIUE		3	2
																		244	A	SIUE		9	5
																		244	A	SIUE		3	1
																		267	A	Evansville		12	4
																		267	H	Evansville		9	8
																		280	H	Ark.-Pine Bluff		4	2
																		280	H	Ark.-Pine Bluff		10	8
																		280	H	Ark.-Pine Bluff		7	1
LAST 10 GAMES																							
244 A SIUE						3 2						75 A Wright St.						3 4					
244 A SIUE						3 1						75 A Wright St.						0 14					
244 A SIUE						9 5						4 A Kentucky						0 8					
267 H Evansville						9 8						83 H Morehead St.						18 6					
75 A Wright St.						5 12						83 H Morehead St.						9 5					

Non-Div. I Games:

Union (TN)

6

12

Bethel (TN)

19

13

Christian Bros.

9

8

UT Martin

Average RPI Win: 228		WON-LOST	WINNING	LAST 10	STRENGTH OF	OPP. STRENGTH	TEAM	ADJ	CONF.	ADJ CONF.											
Average RPI Loss: 144		RECORD	PCT. RANK	GAMES	SCHEDULE	OF SCHEDULE	RPI	RPI	RPI	RPI											
DIV. I ONLY		18-16-0	.52941	123	4-6-0	278	194	182	.48122	182	26	26									
DIV. I NON-CONF.		10-9-0	.52632	129	1-1-0	128	103	67	.54155	67	25	25									
<hr/>																					
TOTALS		RPI 1-25		RPI 26-50		W-L RECORDS		RPI 51-100		RPI 101-150		RPI 150+									
18-16-0		1-4-0		0-0-0		OVERALL		0-0-0		2-5-0		15-7-0									
7-1-0		0-0-0		0-0-0		HOME		0-0-0		1-1-0		6-0-0									
9-15-0		1-4-0		0-0-0		AWAY		0-0-0		1-4-0		7-6-0									
2-0-0		0-0-0		0-0-0		NEUTRAL		0-0-0		0-0-0		2-0-0									
10-9-0		1-4-0		0-0-0		NON-CONFERENCE		0-0-0		2-5-0		7-0-0									
1-1-0		0-0-0		0-0-0		HOME		0-0-0		1-1-0		0-0-0									
7-8-0		1-4-0		0-0-		AWAY		0-0-0		1-4-0		5-0-0									
2-0-0		0-0-0		0-0-0		NEUTRAL		0-0-0		0-0-0		2-0-0									
8-7-0		0-0-0		0-0-0		CONFERENCE		0-0-0		0-0-0		8-7-0									
6-0-0		0-0-0		0-0-0		HOME		0-0-0		0-0-0		6-0-0									
2-7-0		0-0-0		0-0-0		AWAY		0-0-0		0-0-0		2-7-0									
0-0-0		0-0-0		0-0-0		NEUTRAL		0-0-0		0-0-0		0-0-0									
RPI	S	Opponent		Score		RPI	S	Opponent		Score		RPI	S	Opponent		Score					
14	A	Virginia		3	5					116	A	Virginia Tech		3	8						
14	A	Virginia		8	5					123	A	Marshall		9	3						
15	A	Baylor		3	6					123	A	Marshall		6	9						
15	A	Baylor		3	7					123	A	Marshall		4	5						
15	A	Baylor		6	21					148	A	St. Bonaventure		2	7						
										148	H	St. Bonaventure		2	1						
										148	H	St. Bonaventure		1	5						
										206	A	Monmouth		5	6						
										206	A	Monmouth		6	4						
										206	A	Monmouth		6	8						
										223	A	Rider		5	6						
										223	A	Rider		1	2						
										223	A	Rider		1	2						
										225	A	Norfolk St.		6	1						
										225	A	Norfolk St.		9	0						
										225	A	Norfolk St.		4	0						
										239	H	Quinnipiac		17	8						
										239	H	Quinnipiac		2	1						
										239	H	Quinnipiac		10	2						
										256	A	Manhattan		2	4						
										256	A	Manhattan		10	2						
										256	A	Manhattan		5	6						
										260	A	Bowling Green		3	2						
										260	A	Bowling Green		3	1						
										272	N	La Salle		8	5						
										272	N	La Salle		9	0						
										299	H	Saint Peter's		7	0						
<hr/>																					
LAST 10 GAMES																					
206 A Monmouth						5	6	223 A Rider						1	2	256 A Manhattan					
206 A Monmouth						6	4	148 H St. Bonaventure						2	1	260 A Bowling Green					
206 A Monmouth						6	8	148 H St. Bonaventure						1	5	272 N La Salle					
223 A Rider						5	6	239 H Quinnipiac						17	8	272 N La Salle					
223 A Rider						1	2	239 H Quinnipiac						2	1	299 H Saint Peter's					

Non-Div. I Games:

Niagara

RPI	S	Opponent	Score	
299	H	Saint Peter's	8	1
299	H	Saint Peter's	3	2

Niagara

N  
i  
a  
g  
a  
r  
a

N  
i  
a  
g  
a  
r  
a

[illegible]

**Non-Div. I Games:**

Alabama St.

RPI	S	Opponent	Score	
295	A	Mississippi Val.	7	5
295	A	Mississippi Val.	7	6
295	A	Mississippi Val.	14	2

Alabama St.

A  
l  
a  
b  
a  
m  
a  
S  
t  
.

A  
l  
a  
b  
a  
m  
a  
S  
t  
.

Average RPI Win:		182	WON-LOST RECORD		WINNING PCT. RANK		LAST 10 GAMES		STRENGTH OF SCHEDULE		OPP. STRENGTH OF SCHEDULE		TEAM RPI		ADJ RPI		CONF. RPI		ADJ CONF. RPI								
Average RPI Loss:		141																									
DIV. I ONLY			18-20-0		.47368	167	3-7-0		246		134		184		.48074	184	14		14								
DIV. I NON-CONF.			14-14-0		.5	141	1-3-0		258		91		169		.48861	169	12		12								
TOTALS		RPI 1-25		RPI 26-50		W-L RECORDS		RPI 51-100		RPI 101-150		RPI 150+															
18-20-0		0-2-0		1-1-0		OVERALL		2-5-0		3-2-0		12-10-0															
7-3-0		0-0-0		0-1-0		HOME		0-0-0		0-1-0		7-1-0															
9-15-0		0-2-0		1-0-0		AWAY		2-5-0		2-0-0		4-8-0															
2-2-0		0-0-0		0-0-0		NEUTRAL		0-0-0		1-1-0		1-1-0															
14-14-0		0-2-0		1-1-0		NON-CONFERENCE		2-2-0		3-2-0		8-7-0															
5-2-0		0-0-0		0-1-0		HOME		0-0-0		0-1-0		5-0-0															
7-11-0		0-2-0		1-0-		AWAY		2-2-0		2-0-0		2-7-0															
2-1-0		0-0-0		0-0-0		NEUTRAL		0-0-0		1-1-0		1-0-0															
4-6-0		0-0-0		0-0-0		CONFERENCE		0-3-0		0-0-0		4-3-0															
2-1-0		0-0-0		0-0-0		HOME		0-0-0		0-0-0		2-1-0															
2-4-0		0-0-0		0-0-0		AWAY		0-3-0		0-0-0		2-1-0															
0-1-0		0-0-0		0-0-0		NEUTRAL		0-0-0		0-0-0		0-1-0															
RPI	S	Opponent		Score		RPI	S	Opponent		Score		RPI	S	Opponent		Score											
16	A	Mississippi St.		1	9	28	A	Indiana		7	3	51	A	Washington		4	2	115	A	Purdue		5	2				
16	A	Mississippi St.		6	11	28	H	Indiana		0	2	51	A	Washington		0	8	115	H	Purdue		7	10				
												51	A	Washington		5	3	133	N	Marist		3	9				
												51	A	Washington		2	3	133	N	Marist		3	1				
												56	A	DBU		12	20	145	A	Austin Peay		12	9				
												56	A	DBU		2	3	170	A	Illinois		1	2				
												56	A	DBU		0	1	170	A	Illinois		2	5				
																		170	A	Illinois		4	6				
																		175	H	Southern Ill.		1	2				
																		175	H	Southern Ill.		15	2				
																		175	H	Southern Ill.		4	1				
																		209	H	Oakland		9	5				
																		209	H	Oakland		5	4				
																		209	H	Oakland		8	4				
																		211	A	Eastern Ill.		7	8				
																		211	H	Eastern Ill.		2	1				
																		249	H	Northern Ill.		17	8				
																		261	N	Youngstown St.		14	4				
																		262	A	Utah Valley		11	8				
																		262	A	Utah Valley		7	9				
																		262	A	Utah Valley		10	5				
																		262	A	Utah Valley		6	7				
																		267	A	Evansville		1	4				
																		267	A	Evansville		9	1				
																		267	A	Evansville		5	3				
																		273	N	Illinois St.		7	17				
																		281	A	Seattle U		0	4				
						LAST 10 GAMES																					
						211 A Eastern Ill.						7	8	249 H Northern Ill.						17	8						
						56 A DBU						0	1	175 H Southern Ill.						4	1						
						56 A DBU						2	3	175 H Southern Ill.						15	2						
						56 A DBU						12	20	175 H Southern Ill.						1	2						
						115 H Purdue						7	10	28 H Indiana						0	2						

Non-Div. I Games:

Indiana St.



**Non-Div. I Games:**

Penn

RPI	S	Opponent	Score	
294	A	Lafayette	9	8
294	H	Lafayette	4	1
294	H	Lafayette	3	2
294	H	Lafayette	2	1
294	H	Lafayette	13	3

Penn

P  
e  
n  
n

P  
e  
n  
n

Average RPI Win: 189		WON-LOST	WINNING	LAST 10	STRENGTH OF		OPP. STRENGTH	TEAM	ADJ	CONF.	ADJ CONF.
Average RPI Loss: 106		RECORD	PCT. RANK	GAMES	SCHEDULE		OF SCHEDULE	RPI	RPI	RPI	RPI
DIV. I ONLY		20-20-0	.5	145	4-6-0		217	103	186	.47885	186
DIV. I NON-CONF.		12-10-0	.54545	116	1-1-0		266	121	213	.4697	212
TOTALS		RPI 1-25	RPI 26-50		W-L RECORDS		RPI 51-100		RPI 101-150		RPI 150+
20-20-0		0-1-0	1-5-0		OVERALL		2-6-0		3-3-0		14-5-0
14-9-0		0-1-0	1-1-0		HOME		1-3-0		3-1-0		9-3-0
6-11-0		0-0-0	0-4-0		AWAY		1-3-0		0-2-0		5-2-0
0-0-0		0-0-0	0-0-0		NEUTRAL		0-0-0		0-0-0		0-0-0
12-10-0		0-1-0	1-2-0		NON-CONFERENCE		1-1-0		3-3-0		7-3-0
8-6-0		0-1-0	1-1-0		HOME		0-1-0		3-1-0		4-2-0
4-4-0		0-0-0	0-0-0		AWAY		1-0-0		0-2-0		3-1-0
0-0-0		0-0-0	0-0-0		NEUTRAL		0-0-0		0-0-0		0-0-0
8-10-0		0-0-0	0-3-0		CONFERENCE		1-5-0		0-0-0		7-2-0
6-3-0		0-0-0	0-0-0		HOME		1-2-0		0-0-0		5-1-0
2-7-0		0-0-0	0-3-0		AWAY		0-3-0		0-0-0		2-1-0
0-0-0		0-0-0	0-0-0		NEUTRAL		0-0-0		0-0-0		0-0-0
RPI S	Opponent	Score	RPI S	Opponent	Score	RPI S	Opponent	Score	RPI S	Opponent	Score
13 H	Missouri St.	0 13	39 H	Louisiana Tech	6 5	52 H	South Ala.	5 15	107 H	Cincinnati	4 11
			39 H	Louisiana Tech	3 19	52 H	South Ala.	12 10	107 H	Cincinnati	5 1
			44 A	Ole Miss	4 16	52 H	South Ala.	2 12	107 H	Cincinnati	5 4
			50 A	Louisiana	2 3	66 A	Coastal Caro.	0 5	131 A	Southeast Mo. St.	4 10
			50 A	Louisiana	0 8	66 A	Coastal Caro.	6 11	131 H	Southeast Mo. St.	10 1
			50 A	Louisiana	2 13	66 A	Coastal Caro.	1 6	145 A	Austin Peay	8 9
						97 A	Memphis	11 4	168 A	Texas St.	7 16
						97 H	Memphis	1 2	168 A	Texas St.	8 7
									168 A	Texas St.	13 7
									175 A	Southern Ill.	4 3
									175 H	Southern Ill.	2 4
									217 A	Northwestern St.	3 2
									217 A	Northwestern St.	5 9
									217 A	Northwestern St.	12 3
									218 H	Georgia St.	10 5
									218 H	Georgia St.	4 2
									218 H	Georgia St.	14 1
									235 H	La.-Monroe	8 3
									235 H	La.-Monroe	12 6
									235 H	La.-Monroe	3 5
									293 H	NYIT	13 5
									293 H	NYIT	5 2
									293 H	NYIT	11 5
									293 H	NYIT	6 0
									295 H	Mississippi Val.	9 10
			LAST 10 GAMES								
			97 H	Memphis	1 2	50 A	Louisiana	2 13			
			52 H	South Ala.	5 15	50 A	Louisiana	0 8			
			52 H	South Ala.	2 12	97 A	Memphis	11 4			
			52 H	South Ala.	12 10	218 H	Georgia St.	10 5			
			50 A	Louisiana	2 3	218 H	Georgia St.	4 2			

Non-Div. I Games:

Arkansas St.

Average RPI Win: 185		WON-LOST	WINNING	LAST 10	STRENGTH OF		OPP. STRENGTH	TEAM	ADJ		CONF.	ADJ CONF.
Average RPI Loss: 129		RECORD	PCT. RANK	GAMES	SCHEDULE		OF SCHEDULE	RPI	RPI		RPI	RPI
DIV. I ONLY		20-16-0	.55556	104	6-4-0		269	93	187		25	25
DIV. I NON-CONF.		14-10-0	.58333	97	2-4-0		238	9	139		26	26
TOTALS		RPI 1-25	RPI 26-50		W-L RECORDS		RPI 51-100		RPI 101-150		RPI 150+	
20-16-0		0-0-0	2-2-0		OVERALL		2-2-0		5-9-0		11-3-0	
14-6-0		0-0-0	2-2-0		HOME		2-1-0		1-1-0		9-2-0	
6-10-0		0-0-0	0-0-0		AWAY		0-1-0		4-8-0		2-1-0	
0-0-0		0-0-0	0-0-0		NEUTRAL		0-0-0		0-0-0		0-0-0	
14-10-0		0-0-0	2-2-0		NON-CONFERENCE		2-2-0		5-6-0		5-0-0	
10-4-0		0-0-0	2-2-0		HOME		2-1-0		1-1-0		5-0-0	
4-6-0		0-0-0	0-0-		AWAY		0-1-0		4-5-0		0-0-0	
0-0-0		0-0-0	0-0-0		NEUTRAL		0-0-0		0-0-0		0-0-0	
6-6-0		0-0-0	0-0-0		CONFERENCE		0-0-0		0-3-0		6-3-0	
4-2-0		0-0-0	0-0-0		HOME		0-0-0		0-0-0		4-2-0	
2-4-0		0-0-0	0-0-0		AWAY		0-0-0		0-3-0		2-1-0	
0-0-0		0-0-0	0-0-0		NEUTRAL		0-0-0		0-0-0		0-0-0	
RPI S	Opponent	Score	RPI S	Opponent	Score	RPI S	Opponent	Score	RPI S	Opponent	Score	
			34 H	Utah	5 7	58 H	BYU	5 4	102 A	Arizona St.	2 4	
			34 H	Utah	6 5	58 H	BYU	2 10	102 A	Arizona St.	6 12	
			34 H	Utah	3 15	58 H	BYU	7 5	102 A	Arizona St.	8 6	
			41 H	Nebraska	8 6	74 A	Loyola Marymount	7 10	109 A	UC Santa Barbara	4 6	
									109 H	UC Santa Barbara	2 1	
									125 A	Grand Canyon	2 3	
									125 A	Grand Canyon	3 8	
									125 A	Grand Canyon	4 7	
									136 A	UC Riverside	7 5	
									136 A	UC Riverside	15 9	
									136 A	UC Riverside	2 11	
									139 A	Cal Poly	7 9	
									139 H	Cal Poly	2 10	
									142 A	UC Irvine	14 2	
									173 H	CSUN	4 2	
									238 H	UTRGV	2 4	
									238 H	UTRGV	6 5	
									238 H	UTRGV	12 13	
									262 H	Utah Valley	7 5	
									262 H	Utah Valley	9 5	
									262 H	Utah Valley	10 0	
									279 H	Portland	11 4	
									279 H	Portland	7 5	
									279 H	Portland	7 3	
									279 H	Portland	6 3	
									284 A	Chicago St.	4 8	
									284 A	Chicago St.	3 0	
LAST 10 GAMES			109 A	UC Santa Barbara	4 6	262 H	Utah Valley	7 5	279 H	Portland	7 5	
			102 A	Arizona St.	8 6	262 H	Utah Valley	9 5	279 H	Portland	7 3	
			102 A	Arizona St.	2 4	262 H	Utah Valley	10 0	279 H	Portland	6 3	
			102 A	Arizona St.	6 12	173 H	CSUN	4 2	284 A	Chicago St.	4 8	
			139 H	Cal Poly	2 10	284 A	Chicago St.	12 1	284 A	Chicago St.	3 0	

Non-Div. I Games:

CSU Bakersfield

RPI	S	Opponent	Score
284	A	Chicago St.	12 1

CSU Bakersfield

Average RPI Win: 216		WON-LOST	WINNING	LAST 10	STRENGTH OF		OPP. STRENGTH	TEAM	ADJ	CONF.	ADJ CONF.
Average RPI Loss: 111		RECORD	PCT. RANK	GAMES	SCHEDULE		OF SCHEDULE	RPI	RPI	RPI	RPI
DIV. I ONLY		17-19-0	.47222	174	5-5-0		211	160	188	.47852	188
DIV. I NON-CONF.		12-12-0	.5	141	4-0-0		180	181	148	.49993	148
TOTALS		RPI 1-25	RPI 26-50		W-L RECORDS		RPI 51-100		RPI 101-150		RPI 150+
17-19-0		0-5-0	0-0-0		OVERALL		0-2-0		2-2-0		15-10-0
12-3-0		0-0-0	0-0-0		HOME		0-1-0		0-0-0		12-2-0
5-14-0		0-4-0	0-0-0		AWAY		0-0-0		2-2-0		3-8-0
0-2-0		0-1-0	0-0-0		NEUTRAL		0-1-0		0-0-0		0-0-0
12-12-0		0-5-0	0-0-0		NON-CONFERENCE		0-2-0		2-2-0		10-3-0
8-1-0		0-0-0	0-0-0		HOME		0-1-0		0-0-0		8-0-0
4-9-0		0-4-0	0-0-		AWAY		0-0-0		2-2-0		2-3-0
0-2-0		0-1-0	0-0-0		NEUTRAL		0-1-0		0-0-0		0-0-0
5-7-0		0-0-0	0-0-0		CONFERENCE		0-0-0		0-0-0		5-7-0
4-2-0		0-0-0	0-0-0		HOME		0-0-0		0-0-0		4-2-0
1-5-0		0-0-0	0-0-0		AWAY		0-0-0		0-0-0		1-5-0
0-0-0		0-0-0	0-0-0		NEUTRAL		0-0-0		0-0-0		0-0-0
RPI S	Opponent	Score		RPI S	Opponent	Score		RPI S	Opponent	Score	
13 N	Missouri St.	0	7					55 N	Rhode Island	3	6
22 A	McNeese	2	18					65 H	Yale	3	13
24 A	UCF	4	8						UC Santa Barbara	4	12
24 A	UCF	2	3						UC Santa Barbara	7	0
24 A	UCF	3	7						UC Santa Barbara	5	8
									Marist	9	2
									Hartford	5	6
									Hartford	4	5
									Hartford	3	7
									Hartford	10	5
									Hartford	14	0
									Hartford	7	8
									UMass Lowell	0	4
									UMass Lowell	5	7
									UMass Lowell	4	1
									Pepperdine	3	4
									Presbyterian	1	2
									Presbyterian	6	7
									Presbyterian	8	3
									Albany (NY)	8	3
									Albany (NY)	3	8
									Albany (NY)	7	1
									LIU Brooklyn	1	0
									LIU Brooklyn	15	11
									Manhattan	11	10
									Sacred Heart	11	5
									Sacred Heart	6	5
									Sacred Heart	11	5
									Sacred Heart	9	3
LAST 10 GAMES											

Non-Div. I Games:

Stony Brook

Stony Brook

Average RPI Win: 203		WON-LOST	WINNING	LAST 10	STRENGTH OF		OPP. STRENGTH	TEAM	ADJ	CONF.	ADJ CONF.
Average RPI Loss: 113		RECORD	PCT. RANK	GAMES	SCHEDULE		OF SCHEDULE	RPI	RPI	RPI	RPI
DIV. I ONLY		12-20-0	.375	236	3-4-0		121	189	189	.47795	189
DIV. I NON-CONF.		9-14-0	.3913	214	3-1-0		167	221	210	.4714	208
TOTALS		RPI 1-25	RPI 26-50		W-L RECORDS		RPI 51-100		RPI 101-150		RPI 150+
12-20-0	0-0-0	0-6-0		OVERALL		0-6-0		2-1-0		10-7-0	
5-2-0	0-0-0	0-0-0		HOME		0-0-0		0-0-0		5-2-0	
1-14-0	0-0-0	0-3-0		AWAY		0-6-0		0-0-0		1-2-0	
6-4-0	0-0-0	0-0-0		NEUTRAL		0-0-0		2-1-0		4-3-0	
9-14-0	0-0-0	0-3-0		NON-CONFERENCE		0-6-0		2-1-0		7-4-0	
3-1-0	0-0-0	0-0-0		HOME		0-0-0		0-0-0		3-1-0	
0-9-0	0-0-0	0-0-		AWAY		0-6-0		0-0-0		0-0-0	
6-4-0	0-0-0	0-0-0		NEUTRAL		0-0-0		2-1-0		4-3-0	
3-6-0	0-0-0	0-3-0		CONFERENCE		0-0-0		0-0-0		3-3-0	
2-1-0	0-0-0	0-0-0		HOME		0-0-0		0-0-0		2-1-0	
1-5-0	0-0-0	0-3-0		AWAY		0-0-0		0-0-0		1-2-0	
0-0-0	0-0-0	0-0-0		NEUTRAL		0-0-0		0-0-0		0-0-0	
RPI S	Opponent	Score	RPI S	Opponent	Score	RPI S	Opponent	Score	RPI S	Opponent	Score
32 A	St. John's (NY)	0 3	32 A	St. John's (NY)	3 9	70 A	Fla. Atlantic	3 11	148 N	St. Bonaventure	3 4
32 A	St. John's (NY)	3 9	32 A	St. John's (NY)	1 15	71 A	Miami (FL)	3 4	148 N	St. Bonaventure	5 4
32 A	St. John's (NY)	1 15	47 A	Binghamton	3 9	71 A	Miami (FL)	2 7	148 N	St. Bonaventure	6 5
47 A	Binghamton	3 9	47 A	Binghamton	4 7	84 A	Winthrop	5 12	155 H	Hartford	6 10
47 A	Binghamton	4 7	47 A	Binghamton	2 3	84 A	Winthrop	5 12	155 H	Hartford	1 0
47 A	Binghamton	2 3				84 A	Winthrop	2 3	155 H	Hartford	3 2
									156 A	UMass Lowell	3 4
									156 A	UMass Lowell	0 3
									156 A	UMass Lowell	8 5
									199 N	Central Conn. St.	3 6
									199 N	Central Conn. St.	6 3
									236 N	South Dakota St.	4 3
									236 N	South Dakota St.	6 0
									240 N	Massachusetts	1 5
									240 N	Massachusetts	4 2
									240 N	Massachusetts	6 10
									256 H	Manhattan	3 1
									256 H	Manhattan	4 6
									256 H	Manhattan	18 13
									256 H	Manhattan	10 6
LAST 10 GAMES											
47 A	Binghamton	2 3	256 H	Manhattan	4 6						
47 A	Binghamton	4 7	256 H	Manhattan	3 1						
47 A	Binghamton	3 9	155 H	Hartford	6 10						
256 H	Manhattan	10 6	155 H	Hartford	1 0						
256 H	Manhattan	18 13	155 H	Hartford	3 2						

Non-Div. I Games: Me.-Farmington 12 2 Me.-Presque Isle 8 1 Thomas (ME) 11 3

Maine



Average RPI Win: 189		WON-LOST	WINNING	LAST 10	STRENGTH OF		OPP. STRENGTH	TEAM	ADJ	CONF.	ADJ CONF.
Average RPI Loss: 68		RECORD	PCT. RANK	GAMES	SCHEDULE		OF SCHEDULE	RPI	RPI	RPI	RPI
DIV. I ONLY		15-26-0	.36585	243	55		101	190	.47779	190	2
DIV. I NON-CONF.		13-9-0	.59091	92	221		261	217	.46728	216	3
TOTALS		RPI 1-25	RPI 26-50		W-L RECORDS		RPI 51-100		RPI 101-150		RPI 150+
15-26-0	2-7-0	1-7-0		OVERALL		0-7-0		0-3-0		12-2-0	
13-16-0	1-2-0	1-3-0		HOME		0-7-0		0-2-0		11-2-0	
2-9-0	1-5-0	0-3-0		AWAY		0-0-0		0-1-0		1-0-0	
0-1-0	0-0-0	0-1-0		NEUTRAL		0-0-0		0-0-0		0-0-0	
13-9-0	0-0-0	1-0-0		NON-CONFERENCE		0-4-0		0-3-0		12-2-0	
12-8-0	0-0-0	1-0-0		HOME		0-4-0		0-2-0		11-2-0	
1-1-0	0-0-0	0-0-		AWAY		0-0-0		0-1-0		1-0-0	
0-0-0	0-0-0	0-0-0		NEUTRAL		0-0-0		0-0-0		0-0-0	
2-17-0	2-7-0	0-7-0		CONFERENCE		0-3-0		0-0-0		0-0-0	
1-8-0	1-2-0	0-3-0		HOME		0-3-0		0-0-0		0-0-0	
1-8-0	1-5-0	0-3-0		AWAY		0-0-0		0-0-0		0-0-0	
0-1-0	0-0-0	0-1-0		NEUTRAL		0-0-0		0-0-0		0-0-0	
RPI S Opponent	Score	RPI S Opponent	Score	RPI S Opponent	Score	RPI S Opponent	Score	RPI S Opponent	Score	RPI S Opponent	Score
12 H Arkansas	7 1	27 N Auburn	3 4	60 H Missouri	5 9	111 A Troy	11 12	114 H Jacksonville St.	1 2	114 H Jacksonville St.	8 11
12 H Arkansas	5 8	29 H Southern Miss.	12 5	60 H Missouri	0 3	176 H Presbyterian	3 4	176 H Presbyterian	8 1	176 H Presbyterian	4 3
12 H Arkansas	1 7	44 A Ole Miss	2 7	60 H Missouri	4 7	194 A UAB	4 1	194 H UAB	6 4	211 H Eastern Ill.	5 0
16 A Mississippi St.	5 6	44 A Ole Miss	4 5	96 H Oral Roberts	3 6	235 H La.-Monroe	10 3	235 H La.-Monroe	4 3	235 H La.-Monroe	6 2
16 A Mississippi St.	12 13	44 A Ole Miss	2 8	96 H Oral Roberts	4 5	280 H Ark.-Pine Bluff	12 2	280 H Ark.-Pine Bluff	3 8	280 H Ark.-Pine Bluff	6 5
16 A Mississippi St.	3 4	46 H Texas A&M	5 9	96 H Oral Roberts	2 5	280 H Ark.-Pine Bluff	14 1	280 H Ark.-Pine Bluff	14 1	283 H Alcorn	18 1
21 A South Carolina	2 4	46 H Texas A&M	2 8	99 H Samford	3 10						
21 A South Carolina	5 6	46 H Texas A&M	2 3								
21 A South Carolina	4 2										
LAST 10 GAMES											
114 H Jacksonville St.	8 11	46 H Texas A&M	2 3								
16 A Mississippi St.	12 13	46 H Texas A&M	2 8								
16 A Mississippi St.	3 4	46 H Texas A&M	5 9								
16 A Mississippi St.	5 6	194 H UAB	6 4								
283 H Alcorn	18 1	44 A Ole Miss	2 8								

Non-Div. I Games:

Alabama

VMI		Average RPI Win:	199	WON-LOST RECORD	WINNING PCT. RANK	LAST 10 GAMES	STRENGTH OF SCHEDULE	OPP. STRENGTH OF SCHEDULE	TEAM RPI	ADJ RPI	CONF. RPI	ADJ CONF. RPI
Average RPI Loss:		134										
DIV. I ONLY		17-23-0		.425	204	2-8-0	153	182	191	.47763	191	10
DIV. I NON-CONF.		13-12-0		.52	135	0-1-0	204	240	178	.4854	178	13
TOTALS		RPI 1-25		RPI 26-50		W-L RECORDS		RPI 51-100		RPI 101-150		RPI 150+
17-23-0		0-1-0		1-4-0		OVERALL		1-3-0		1-5-0		14-10-0
10-8-0		0-0-0		1-3-0		HOME		1-2-0		0-0-0		8-3-0
6-13-0		0-1-0		0-1-0		AWAY		0-1-0		0-4-0		6-6-0
1-2-0		0-0-0		0-0-0		NEUTRAL		0-0-0		1-1-0		0-1-0
13-12-0		0-1-0		1-1-0		NON-CONFERENCE		0-1-0		1-2-0		11-7-0
9-3-0		0-0-0		1-0-0		HOME		0-0-0		0-0-0		8-3-0
3-7-0		0-1-0		0-0-		AWAY		0-1-0		0-1-0		3-3-0
1-2-0		0-0-0		0-0-0		NEUTRAL		0-0-0		1-1-0		0-1-0
4-11-0		0-0-0		0-3-0		CONFERENCE		1-2-0		0-3-0		3-3-0
1-5-0		0-0-0		0-3-0		HOME		1-2-0		0-0-0		0-0-0
3-6-0		0-0-0		0-0-0		AWAY		0-0-0		0-3-0		3-3-0
0-0-0		0-0-0		0-0-0		NEUTRAL		0-0-0		0-0-0		0-0-0
RPI S	Opponent	Score	RPI S	Opponent	Score	RPI S	Opponent	Score	RPI S	Opponent	Score	
14 A	Virginia	7 9	35 A	Old Dominion	2 14	90 A	VCU	4 5	105 A	Western Caro.	3 19	
			35 H	Old Dominion	17 14	99 H	Samford	8 9	105 A	Western Caro.	1 9	
			37 H	Mercer	6 9	99 H	Samford	4 0	105 A	Western Caro.	5 10	
			37 H	Mercer	5 17	99 H	Samford	1 2	120 A	William & Mary	0 7	
			37 H	Mercer	6 10				147 N	Appalachian St.	11 5	
									147 N	Appalachian St.	1 3	
									157 A	Elon	10 4	
									157 A	Elon	3 8	
									157 A	Elon	2 3	
									159 A	Wofford	3 13	
									159 A	Wofford	8 1	
									159 A	Wofford	4 3	
									193 A	UNCW	3 4	
									210 H	George Washington	13 8	
									210 H	George Washington	10 0	
									210 H	George Washington	5 6	
									220 N	George Mason	1 21	
									228 A	The Citadel	4 1	
									228 A	The Citadel	2 4	
									228 A	The Citadel	0 3	
									229 A	James Madison	6 1	
									239 H	Quinnipiac	5 8	
									239 H	Quinnipiac	9 5	
									239 H	Quinnipiac	13 7	
									254 A	Longwood	6 4	
									254 H	Longwood	4 3	
									255 H	Richmond	6 3	
			LAST 10 GAMES									
			105 A	Western Caro.	5 10	37 H	Mercer	6 9	239 H	Quinnipiac	9 5	
			105 A	Western Caro.	3 19	37 H	Mercer	6 10	239 H	Quinnipiac	13 7	
			105 A	Western Caro.	1 9	159 A	Wofford	3 13	254 A	Longwood	6 4	
			90 A	VCU	4 5	159 A	Wofford	8 1	254 H	Longwood	4 3	
			37 H	Mercer	5 17	159 A	Wofford	4 3	255 H	Richmond	6 3	

Non-Div. I Games:

VMI

RPI	S	Opponent	Score	
258	H	Bucknell	0	4
258	H	Bucknell	6	1
258	H	Bucknell	10	2

VMI

V  
M  
I

V  
M  
I

[illegible]

**Non-Div. I Games:**

Charleston So.

RPI	S	Opponent	Score	
274	H	Delaware St.	2	9
287	H	Savannah St.	7	5

Charleston So.

C  
h  
a  
r  
l  
e  
s  
t  
o  
n  
S  
o  
.

C  
h  
a  
r  
l  
e  
s  
t  
o  
n  
S  
o  
.

UNCW

Average RPI Win:		186	WON-LOST RECORD		WINNING PCT. RANK		LAST 10 GAMES		STRENGTH OF SCHEDULE		OPP. STRENGTH OF SCHEDULE		TEAM RPI		ADJ RPI		CONF. RPI		ADJ CONF. RPI	
DIV. I ONLY			18-21-0		.46154 181		6-4-0		155		132		193		.47713 193		22		22	
DIV. I NON-CONF.			11-16-0		.40741 205		1-3-0		93		97		201		.4744 201		23		23	
TOTALS		RPI 1-25		RPI 26-50		W-L RECORDS		RPI 51-100		RPI 101-150		RPI 150+								
18-21-0		1-1-0		0-3-0		OVERALL		3-8-0		3-4-0		11-5-0								
15-10-0		1-1-0		0-0-0		HOME		3-6-0		3-1-0		8-2-0								
3-11-0		0-0-0		0-3-0		AWAY		0-2-0		0-3-0		3-3-0								
0-0-0		0-0-0		0-0-0		NEUTRAL		0-0-0		0-0-0		0-0-0								
11-16-0		1-1-0		0-3-0		NON-CONFERENCE		3-8-0		1-0-0		6-4-0								
10-9-0		1-1-0		0-0-0		HOME		3-6-0		1-0-0		5-2-0								
1-7-0		0-0-0		0-0-		AWAY		0-2-0		0-0-0		1-2-0								
0-0-0		0-0-0		0-0-0		NEUTRAL		0-0-0		0-0-0		0-0-0								
7-5-0		0-0-0		0-0-0		CONFERENCE		0-0-0		2-4-0		5-1-0								
5-1-0		0-0-0		0-0-0		HOME		0-0-0		2-1-0		3-0-0								
2-4-0		0-0-0		0-0-0		AWAY		0-0-0		0-3-0		2-1-0								
0-0-0		0-0-0		0-0-0		NEUTRAL		0-0-0		0-0-0		0-0-0								
RPI	S	Opponent		Score		RPI	S	Opponent		Score		RPI	S	Opponent		Score				
25	H	Maryland		6	10	44	A	Ole Miss		2	7	57	H	North Carolina St.		5	8			
25	H	Maryland		10	7	44	A	Ole Miss		6	8	66	A	Coastal Caro.		2	13			
						44	A	Ole Miss		4	8	66	H	Coastal Caro.		1	4			
												67	H	FGCU		1	5			
												67	H	FGCU		1	10			
												67	H	FGCU		3	5			
												73	A	East Carolina		2	10			
												73	H	East Carolina		5	9			
												90	H	VCU		10	1			
												90	H	VCU		10	4			
												90	H	VCU		5	4			
														220 H George Mason		12	8			
														229 H James Madison		7	5			
														229 H James Madison		4	1			
														229 H James Madison		6	2			
														243 A Campbell		5	12			
														243 H Campbell		2	4			
														254 H Longwood		3	5			
														254 H Longwood		11	1			
														254 H Longwood		7	3			
														263 A N.C. Central		6	8			
														263 A N.C. Central		16	8			
														263 H N.C. Central		3	0			
														271 A Hofstra		7	4			
														271 A Hofstra		3	6			
														271 A Hofstra		20	7			
LAST 10 GAMES																				
						243	A	Campbell		5	12	229	H	James Madison		4	1			
						271	A	Hofstra		20	7	229	H	James Madison		7	5			
						271	A	Hofstra		3	6	229	H	James Madison		6	2			
						271	A	Hofstra		7	4	73	A	East Carolina		2	10			
						73	H	East Carolina		5	9	263	A	N.C. Central		16	8			

Non-Div. I Games:

UNCW

Average RPI Win: 177		WON-LOST RECORD	WINNING PCT. RANK		LAST 10 GAMES	STRENGTH OF SCHEDULE	OPP. STRENGTH OF SCHEDULE	TEAM RPI	ADJ RPI	CONF. RPI	ADJ CONF. RPI				
Average RPI Loss: 114															
DIV. I ONLY		18-22-0	.45	191	2-8-0	196	96	194	.47686	194	6	6			
DIV. I NON-CONF.		12-10-0	.54545	116	1-1-0	264	119	211	.47091	210	6	6			
<hr/>															
TOTALS		RPI 1-25		RPI 26-50		W-L RECORDS		RPI 51-100		RPI 101-150		RPI 150+			
18-22-0		0-0-0		1-3-0		OVERALL		2-5-0		3-9-0		12-5-0			
12-8-0		0-0-0		0-0-0		HOME		1-3-0		1-3-0		10-2-0			
6-14-0		0-0-0		1-3-0		AWAY		1-2-0		2-6-0		2-3-0			
0-0-0		0-0-0		0-0-0		NEUTRAL		0-0-0		0-0-0		0-0-0			
12-10-0		0-0-0		0-1-0		NON-CONFERENCE		0-1-0		2-4-0		10-4-0			
10-4-0		0-0-0		0-0-0		HOME		0-1-0		0-1-0		10-2-0			
2-6-0		0-0-0		0-0-		AWAY		0-0-0		2-3-0		0-2-0			
0-0-0		0-0-0		0-0-0		NEUTRAL		0-0-0		0-0-0		0-0-0			
6-12-0		0-0-0		1-2-0		CONFERENCE		2-4-0		1-5-0		2-1-0			
2-4-0		0-0-0		0-0-0		HOME		1-2-0		1-2-0		0-0-0			
4-8-0		0-0-0		1-2-0		AWAY		1-2-0		0-3-0		2-1-0			
0-0-0		0-0-0		0-0-0		NEUTRAL		0-0-0		0-0-0		0-0-0			
RPI	S	Opponent	Score	RPI	S	Opponent	Score	RPI	S	Opponent	Score				
				27	A	Auburn	0 4	70	H	Fla. Atlantic	6 2	104	A	Middle Tenn.	10 11
				39	A	Louisiana Tech	2 10	70	H	Fla. Atlantic	3 6	104	A	Middle Tenn.	3 18
				39	A	Louisiana Tech	4 7	70	H	Fla. Atlantic	5 9	104	A	Middle Tenn.	3 13
				39	A	Louisiana Tech	14 9	86	A	FIU	2 6	110	A	Georgia	0 1
								86	A	FIU	8 5	110	A	Georgia	2 1
								86	A	FIU	6 12	110	A	Georgia	0 2
								99	H	Samford	1 5	111	A	Troy	6 1
												111	H	Troy	2 4
												114	A	Jacksonville St.	6 12
												123	H	Marshall	1 2
												123	H	Marshall	4 3
												123	H	Marshall	2 5
												169	H	Valparaiso	5 1
												169	H	Valparaiso	3 2
												169	H	Valparaiso	5 9
												171	H	Creighton	14 1
												171	H	Creighton	3 2
												171	H	Creighton	5 1
												183	A	Alabama St.	2 7
												190	A	Alabama	4 6
												190	H	Alabama	1 4
				LAST 10 GAMES								235	H	La.-Monroe	4 3
				39	A	Louisiana Tech	4 7	104	A	Middle Tenn.	3 18	235	H	La.-Monroe	3 2
				39	A	Louisiana Tech	2 10	104	A	Middle Tenn.	10 11	235	H	La.-Monroe	4 3
				39	A	Louisiana Tech	14 9	190	A	Alabama	4 6	250	A	Western Ky.	6 9
				111	A	Troy	6 1	123	H	Marshall	2 5	250	A	Western Ky.	5 0
				104	A	Middle Tenn.	3 13	123	H	Marshall	1 2	250	A	Western Ky.	8 4

Non-Div. I Games:

UAB

RPI	S	Opponent	Score	
292	H	Alabama A&M	7	1
292	H	Alabama A&M	8	2

UAB

U  
A  
B

U  
A  
B



Average RPI Win:		197	WON-LOST RECORD		WINNING PCT. RANK		LAST 10 GAMES		STRENGTH OF SCHEDULE		OPP. STRENGTH OF SCHEDULE		TEAM RPI		ADJ RPI		CONF. RPI		ADJ CONF. RPI				
DIV. I ONLY			17-24-0		.41463 211		4-6-0		159		224		195		.47668 195		18		18				
DIV. I NON-CONF.			10-16-0		.38462 220		1-3-0		195		236		227		.45949 227		20		20				
TOTALS		RPI 1-25		RPI 26-50		W-L RECORDS		RPI 51-100		RPI 101-150		RPI 150+											
17-24-0		0-0-0		0-2-0		OVERALL		2-6-0		1-2-0		14-14-0											
8-8-0		0-0-0		0-0-0		HOME		1-3-0		1-0-0		6-5-0											
8-15-0		0-0-0		0-2-0		AWAY		1-3-0		0-2-0		7-8-0											
1-1-0		0-0-0		0-0-0		NEUTRAL		0-0-0		0-0-0		1-1-0											
10-16-0		0-0-0		0-2-0		NON-CONFERENCE		1-4-0		1-2-0		8-8-0											
6-4-0		0-0-0		0-0-0		HOME		0-1-0		1-0-0		5-3-0											
3-11-0		0-0-0		0-0-		AWAY		1-3-0		0-2-0		2-4-0											
1-1-0		0-0-0		0-0-0		NEUTRAL		0-0-0		0-0-0		1-1-0											
7-8-0		0-0-0		0-0-0		CONFERENCE		1-2-0		0-0-0		6-6-0											
2-4-0		0-0-0		0-0-0		HOME		1-2-0		0-0-0		1-2-0											
5-4-0		0-0-0		0-0-0		AWAY		0-0-0		0-0-0		5-4-0											
0-0-0		0-0-0		0-0-0		NEUTRAL		0-0-0		0-0-0		0-0-0											
RPI	S	Opponent		Score		RPI	S	Opponent		Score		RPI	S	Opponent		Score		RPI	S	Opponent		Score	
				45	A	Charlotte	5	14	57	A	North Carolina St.	1	13	105	H	Western Caro.	5	3					
				48	A	Tennessee	2	5	84	H	Winthrop	0	8	138	A	Furman	1	12					
									84	H	Winthrop	0	1	147	A	Appalachian St.	3	4					
									84	H	Winthrop	4	3	152	A	High Point	0	7					
									94	H	Tennessee Tech	9	20	152	A	High Point	3	1					
									99	A	Samford	2	6	152	A	High Point	2	5					
									99	A	Samford	6	4	159	A	Wofford	7	6					
									99	A	Samford	1	4	159	H	Wofford	8	17					
														176	A	Presbyterian	7	1					
														176	A	Presbyterian	4	7					
														176	A	Presbyterian	4	2					
														180	A	UNCG	3	14					
														192	H	Charleston So.	3	19					
														192	H	Charleston So.	3	10					
														192	H	Charleston So.	2	1					
														196	H	UMBC	11	5					
														196	H	UMBC	7	6					
														196	H	UMBC	4	8					
														229	N	James Madison	9	25					
														243	A	Campbell	11	9					
														243	A	Campbell	7	9					
														243	A	Campbell	10	5					
														255	A	Richmond	4	1					
														255	A	Richmond	2	4					
														255	A	Richmond	3	5					
														265	A	USC Upstate	9	10					
														265	H	USC Upstate	8	4					
LAST 10 GAMES				138	A	Furman	1	12	265	H	USC Upstate	8	4	255	A	Richmond	4	1					
				243	A	Campbell	11	9	152	A	High Point	3	1	255	A	Richmond	2	4					
				243	A	Campbell	7	9	152	A	High Point	0	7	255	A	Richmond	3	5					
				243	A	Campbell	10	5	152	A	High Point	2	5	265	A	USC Upstate	9	10					
				48	A	Tennessee	2	5	159	H	Wofford	8	17	265	H	USC Upstate	8	4					

Non-Div. I Games:

UNC Asheville

RPI	S	Opponent	Score	
266	H	Iona	1	4
266	H	Iona	10	8
266	H	Iona	4	2
275	N	Dayton	12	6

UNC Asheville

U  
N  
C  
A  
s  
h  
e  
v  
i  
l  
l  
e

U  
N  
C  
A  
s  
h  
e  
v  
i  
l  
l  
e

UMBC		Average RPI Win:	187	WON-LOST RECORD	WINNING PCT. RANK	LAST 10 GAMES	STRENGTH OF SCHEDULE	OPP. STRENGTH OF SCHEDULE	TEAM RPI	ADJ RPI	CONF. RPI	ADJ CONF. RPI
DIV. I ONLY				13-17-0	.43333 201	5-5-0	150	241	196	.47662 196	17	17
DIV. I NON-CONF.				6-12-0	.33333 242	0-2-0	215	270	257	.43481 257	17	17
TOTALS		RPI 1-25		RPI 26-50		W-L RECORDS		RPI 51-100		RPI 101-150		RPI 150+
13-17-0		0-0-0		1-4-0		OVERALL		0-1-0		0-0-0		12-12-0
8-5-0		0-0-0		0-0-0		HOME		0-0-0		0-0-0		8-5-0
5-9-0		0-0-0		1-2-0		AWAY		0-0-0		0-0-0		4-7-0
0-3-0		0-0-0		0-2-0		NEUTRAL		0-1-0		0-0-0		0-0-0
6-12-0		0-0-0		0-2-0		NON-CONFERENCE		0-1-0		0-0-0		6-9-0
4-3-0		0-0-0		0-0-0		HOME		0-0-0		0-0-0		4-3-0
2-6-0		0-0-0		0-0-		AWAY		0-0-0		0-0-0		2-6-0
0-3-0		0-0-0		0-2-0		NEUTRAL		0-1-0		0-0-0		0-0-0
7-5-0		0-0-0		1-2-0		CONFERENCE		0-0-0		0-0-0		6-3-0
4-2-0		0-0-0		0-0-0		HOME		0-0-0		0-0-0		4-2-0
3-3-0		0-0-0		1-2-0		AWAY		0-0-0		0-0-0		2-1-0
0-0-0		0-0-0		0-0-0		NEUTRAL		0-0-0		0-0-0		0-0-0
RPI S	Opponent	Score	RPI S	Opponent	Score	RPI S	Opponent	Score	RPI S	Opponent	Score	
			32 N	St. John's (NY)	0 8	61 N	Liberty	5 8	155 A	Hartford	7 16	
			32 N	St. John's (NY)	3 15				155 A	Hartford	13 12	
			47 A	Binghamton	2 11				155 A	Hartford	7 3	
			47 A	Binghamton	12 3				156 H	UMass Lowell	5 2	
			47 A	Binghamton	1 9				156 H	UMass Lowell	5 2	
									156 H	UMass Lowell	2 6	
									158 A	Delaware	6 17	
									158 H	Delaware	5 4	
									161 A	Gardner-Webb	6 0	
									161 A	Gardner-Webb	3 4	
									161 A	Gardner-Webb	2 5	
									195 A	UNC Asheville	8 4	
									195 A	UNC Asheville	5 11	
									195 A	UNC Asheville	6 7	
									210 A	George Washington	2 3	
									210 H	George Washington	3 4	
									214 H	Albany (NY)	1 9	
									214 H	Albany (NY)	9 3	
									214 H	Albany (NY)	7 6	
									220 H	George Mason	4 2	
									234 H	Towson	3 7	
									290 H	Coppin St.	4 10	
									297 H	Mt. St. Mary's	19 7	
									297 H	Mt. St. Mary's	14 1	
LAST 10 GAMES												
			156 H	UMass Lowell	5 2		155 A	Hartford	7 16			
			156 H	UMass Lowell	5 2		290 H	Coppin St.	4 10			
			156 H	UMass Lowell	2 6		210 A	George Washington	2 3			
			155 A	Hartford	13 12		47 A	Binghamton	12 3			
			155 A	Hartford	7 3		47 A	Binghamton	2 11			

Non-Div. I Games:

UMBC



RPI	S	Opponent	Score	
263	A	N.C. Central	7	8
263	A	N.C. Central	9	6
274	A	Delaware St.	18	0
274	H	Delaware St.	3	2
285	A	Lehigh	11	5
285	A	Lehigh	1	0
285	A	Lehigh	3	2
285	A	Lehigh	2	1
289	A	UMES	13	5
289	H	UMES	17	5
290	H	Coppin St.	11	3
293	H	NYIT	10	2
293	H	NYIT	12	0
293	H	NYIT	15	3
293	H	NYIT	10	5
294	H	Lafayette	4	1
294	H	Lafayette	10	6
294	H	Lafayette	7	1
294	H	Lafayette	9	6

Navy

N  
a  
v  
y

N  
a  
v  
y

[illegible]

Non-Div. I Games:	Grace (IN)	9	1
-------------------	------------	---	---

Western Mich.

RPI	S	Opponent	Score	
267	A	Evansville	11	2
267	A	Evansville	4	3
267	A	Evansville	5	6

Western Mich.

W  
e  
s  
t  
e  
r  
n  
M  
i  
c  
h  
.

W  
e  
s  
t  
e  
r  
n  
M  
i  
c  
h  
.

Average RPI Win:	221	WON-LOST	WINNING	LAST 10	STRENGTH OF	OPP. STRENGTH	TEAM	ADJ	CONF.	ADJ CONF.	
Average RPI Loss:	147	RECORD	PCT. RANK	GAMES	SCHEDULE	OF SCHEDULE	RPI	RPI	RPI	RPI	
DIV. I ONLY	21-16-0	.56757	97	6-4-0	256	268	200	.47434	199	30	29
DIV. I NON-CONF.	9-11-0	.45	188	0-2-0	83	209	152	.49847	152	28	28
<hr/>											
TOTALS	RPI 1-25	RPI 26-50		W-L RECORDS		RPI 51-100		RPI 101-150		RPI 150+	
21-16-0	0-0-0	1-6-0		OVERALL		0-0-0		3-2-0		17-8-0	
10-7-0	0-0-0	1-2-0		HOME		0-0-0		2-2-0		7-3-0	
6-8-0	0-0-0	0-4-0		AWAY		0-0-0		0-0-0		6-4-0	
5-1-0	0-0-0	0-0-0		NEUTRAL		0-0-0		1-0-0		4-1-0	
<hr/>											
9-11-0	0-0-0	1-6-0		NON-CONFERENCE		0-0-0		1-0-0		7-5-0	
4-3-0	0-0-0	1-2-0		HOME		0-0-0		0-0-0		3-1-0	
0-7-0	0-0-0	0-0-		AWAY		0-0-0		0-0-0		0-3-0	
5-1-0	0-0-0	0-0-0		NEUTRAL		0-0-0		1-0-0		4-1-0	
<hr/>											
12-5-0	0-0-0	0-0-0		CONFERENCE		0-0-0		2-2-0		10-3-0	
6-4-0	0-0-0	0-0-0		HOME		0-0-0		2-2-0		4-2-0	
6-1-0	0-0-0	0-0-0		AWAY		0-0-0		0-0-0		6-1-0	
0-0-0	0-0-0	0-0-0		NEUTRAL		0-0-0		0-0-0		0-0-0	
<hr/>											
RPI S	Opponent	Score	RPI S	Opponent	Score	RPI S	Opponent	Score	RPI S	Opponent	Score
			38 A	Oklahoma	0 3				133 N	Marist	3 2
			38 A	Oklahoma	2 13				134 H	Bryant	0 7
			38 A	Oklahoma	1 6				134 H	Bryant	9 7
			38 A	Oklahoma	2 11				134 H	Bryant	8 0
			42 H	UConn	5 7				134 H	Bryant	3 6
			47 H	Binghamton	0 3				155 H	Hartford	6 4
			47 H	Binghamton	2 1				156 H	UMass Lowell	5 0
									179 N	Holy Cross	3 2
									189 N	Maine	3 6
									189 N	Maine	6 3
									197 A	Navy	3 7
									197 A	Navy	6 11
									236 N	South Dakota St.	15 6
									236 N	South Dakota St.	6 4
									239 H	Quinnipiac	6 3
									240 H	Massachusetts	0 15
									242 A	Siena	4 5
									253 A	LIU Brooklyn	5 0
									253 A	LIU Brooklyn	9 8
									253 A	LIU Brooklyn	4 6
									253 A	LIU Brooklyn	3 0
									259 H	Sacred Heart	3 4
									259 H	Sacred Heart	2 1
									259 H	Sacred Heart	2 6
									297 A	Mt. St. Mary's	11 3
									297 A	Mt. St. Mary's	7 5
									297 A	Mt. St. Mary's	7 2
									240 H	Massachusetts	0 15
									297 A	Mt. St. Mary's	7 2
									297 A	Mt. St. Mary's	7 5
<hr/>											
LAST 10 GAMES											

Non-Div. I Games:

Central Conn. St.



RPI	S	Opponent	Score	
297	H	Mt. St. Mary's	4	0
297	H	Mt. St. Mary's	2	0
297	H	Mt. St. Mary's	9	1

Central Conn. St.  
.  
S  
t  
.

C  
e  
n  
t  
r  
a  
l  
C  
o  
n  
n  
.  
S  
t  
.

Average RPI Win:	167	WON-LOST	WINNING	LAST 10	STRENGTH OF	OPP. STRENGTH	TEAM	ADJ	CONF.	ADJ CONF.	
Average RPI Loss:	158	RECORD	PCT. RANK	GAMES	SCHEDULE	OF SCHEDULE	RPI	RPI	RPI	RPI	
DIV. I ONLY	12-24-0	.33333	258	3-7-0	166	204	201	.47428	200	21	21
DIV. I NON-CONF.	8-16-0	.33333	242	1-2-0	117	230	149	.49983	149	18	18
<hr/>											
TOTALS	RPI 1-25	RPI 26-50		W-L RECORDS		RPI 51-100		RPI 101-150		RPI 150+	
12-24-0	0-0-0	0-4-0		OVERALL		3-3-0		2-2-0		7-15-0	
3-3-0	0-0-0	0-0-0		HOME		0-0-0		1-2-0		2-1-0	
9-21-0	0-0-0	0-4-0		AWAY		3-3-0		1-0-0		5-14-0	
0-0-0	0-0-0	0-0-0		NEUTRAL		0-0-0		0-0-0		0-0-0	
<hr/>											
8-16-0	0-0-0	0-4-0		NON-CONFERENCE		2-1-0		1-0-0		5-11-0	
0-0-0	0-0-0	0-0-0		HOME		0-0-0		0-0-0		0-0-0	
8-16-0	0-0-0	0-0-		AWAY		2-1-0		1-0-0		5-11-0	
0-0-0	0-0-0	0-0-0		NEUTRAL		0-0-0		0-0-0		0-0-0	
<hr/>											
4-8-0	0-0-0	0-0-0		CONFERENCE		1-2-0		1-2-0		2-4-0	
3-3-0	0-0-0	0-0-0		HOME		0-0-0		1-2-0		2-1-0	
1-5-0	0-0-0	0-0-0		AWAY		1-2-0		0-0-0		0-3-0	
0-0-0	0-0-0	0-0-0		NEUTRAL		0-0-0		0-0-0		0-0-0	
<hr/>											
RPI S	Opponent	Score	RPI S	Opponent	Score	RPI S	Opponent	Score	RPI S	Opponent	Score
			38 A	Oklahoma	10 16	69 A	Kent St.	9 2	132 H	Ball St.	6 5
			38 A	Oklahoma	1 5	69 A	Kent St.	1 9	132 H	Ball St.	4 6
			38 A	Oklahoma	0 11	69 A	Kent St.	0 14	132 H	Ball St.	5 6
			38 A	Oklahoma	0 1	87 A	Sam Houston St.	5 20	148 A	St. Bonaventure	5 4
						87 A	Sam Houston St.	5 3	164 A	Canisius	5 6
						87 A	Sam Houston St.	10 4	164 A	Canisius	14 6
									164 A	Canisius	5 13
									181 A	UT Martin	3 4
									181 A	UT Martin	10 2
									181 A	UT Martin	0 14
									201 A	Toledo	3 4
									201 A	Toledo	6 7
									201 A	Toledo	20 21
									202 A	Murray St.	4 12
									202 A	Murray St.	11 4
									202 A	Murray St.	12 10
									229 A	James Madison	4 9
									229 A	James Madison	6 14
									229 A	James Madison	13 8
									238 A	UTRGV	2 4
									238 A	UTRGV	4 6
									238 A	UTRGV	4 5
									238 A	UTRGV	1 8
									249 H	Northern Ill.	3 1
									249 H	Northern Ill.	1 2
									249 H	Northern Ill.	6 3
<hr/>											
LAST 10 GAMES			LAST 10 GAMES			LAST 10 GAMES			LAST 10 GAMES		
			132 H	Ball St.	6 5	201 A	Toledo	20 21	238 A	UTRGV	1 8
			132 H	Ball St.	4 6	201 A	Toledo	3 4	249 H	Northern Ill.	3 1
			132 H	Ball St.	5 6	164 A	Canisius	5 13	249 H	Northern Ill.	1 2
			164 A	Canisius	14 6	164 A	Canisius	5 6	249 H	Northern Ill.	6 3
			201 A	Toledo	6 7	249 H	Northern Ill.	3 1			

Non-Div. I Games:

Buffalo

Average RPI Win: 203		WON-LOST RECORD		WINNING PCT. RANK		LAST 10 GAMES		STRENGTH OF SCHEDULE		OPP. STRENGTH OF SCHEDULE		TEAM RPI		ADJ RPI		CONF. RPI		ADJ CONF. RPI	
DIV. I ONLY		14-26-0		.35 249		6-4-0		124		219		202		.47404 201		21		21	
DIV. I NON-CONF.		7-18-0		.28 257		1-1-0		23		203		140		.50379 140		18		18	
TOTALS		RPI 1-25		RPI 26-50		W-L RECORDS		RPI 51-100		RPI 101-150		RPI 150+							
14-26-0		0-3-0		0-3-0		OVERALL		1-12-0		0-1-0		13-7-0							
6-4-0		0-0-0		0-0-0		HOME		0-0-0		0-0-0		6-4-0							
6-18-0		0-3-0		0-1-0		AWAY		1-11-0		0-0-0		5-3-0							
2-4-0		0-0-0		0-2-0		NEUTRAL		0-1-0		0-1-0		2-0-0							
7-18-0		0-3-0		0-3-0		NON-CONFERENCE		1-9-0		0-1-0		6-2-0							
1-0-0		0-0-0		0-0-0		HOME		0-0-0		0-0-0		1-0-0							
4-14-0		0-3-0		0-0-		AWAY		1-8-0		0-0-0		3-2-0							
2-4-0		0-0-0		0-2-0		NEUTRAL		0-1-0		0-1-0		2-0-0							
7-8-0		0-0-0		0-0-0		CONFERENCE		0-3-0		0-0-0		7-5-0							
5-4-0		0-0-0		0-0-0		HOME		0-0-0		0-0-0		5-4-0							
2-4-0		0-0-0		0-0-0		AWAY		0-3-0		0-0-0		2-1-0							
0-0-0		0-0-0		0-0-0		NEUTRAL		0-0-0		0-0-0		0-0-0							
RPI S	Opponent	Score		RPI S	Opponent	Score		RPI S	Opponent	Score		RPI S	Opponent	Score					
18 A	South Fla.	3	4	31 A	Michigan	0	12	69 A	Kent St.	2	3	149 N	Northeastern	2	9				
18 A	South Fla.	3	6	47 N	Binghamton	3	7	69 A	Kent St.	0	1	170 A	Illinois	10	4				
18 A	South Fla.	3	12	47 N	Binghamton	3	9	69 A	Kent St.	1	10	170 A	Illinois	5	11				
								70 A	Fla. Atlantic	8	11	175 N	Southern Ill.	10	2				
								70 A	Fla. Atlantic	6	4	175 N	Southern Ill.	8	7				
								70 A	Fla. Atlantic	3	10	198 H	Western Mich.	1	0				
								75 A	Wright St.	2	4	198 H	Western Mich.	9	8				
								93 A	Notre Dame	3	8	198 H	Western Mich.	1	4				
								94 A	Tennessee Tech	0	10	200 H	Buffalo	7	6				
								94 A	Tennessee Tech	5	7	200 H	Buffalo	4	3				
								94 A	Tennessee Tech	2	10	200 H	Buffalo	21	20				
								94 A	Tennessee Tech	0	2	209 H	Oakland	8	5				
								95 N	Boston College	5	6	249 H	Northern Ill.	2	16				
												249 H	Northern Ill.	3	9				
												249 H	Northern Ill.	4	7				
												255 A	Richmond	9	15				
												255 A	Richmond	6	4				
												260 A	Bowling Green	20	4				
												260 A	Bowling Green	4	5				
												260 A	Bowling Green	8	4				
												275 A	Dayton	11	7				
				LAST 10 GAMES															
				69 A	Kent St.	1	10	200 H	Buffalo	21	20								
				69 A	Kent St.	2	3	200 H	Buffalo	4	3								
				69 A	Kent St.	0	1	93 A	Notre Dame	3	8								
				275 A	Dayton	11	7	260 A	Bowling Green	8	4								
				200 H	Buffalo	7	6	260 A	Bowling Green	20	4								

Non-Div. I Games:

Toledo

Average RPI Win:		179	WON-LOST RECORD		WINNING PCT. RANK		LAST 10 GAMES		STRENGTH OF SCHEDULE		OPP. STRENGTH OF SCHEDULE		TEAM RPI		ADJ RPI		CONF. RPI		ADJ CONF. RPI	
DIV. I ONLY			17-20-0		.45946 186		3-6-0		194		162		197		.47401 202		15		16	
DIV. I NON-CONF.			9-10-0		.47368 176		1-2-0		228		187		204		.47123 209		19		19	
TOTALS		RPI 1-25		RPI 26-50		W-L RECORDS		RPI 51-100		RPI 101-150		RPI 150+								
17-20-0		0-4-0		1-0-0		OVERALL		1-3-0		5-4-0		10-9-0								
8-9-0		0-0-0		0-0-0		HOME		0-0-0		5-4-0		3-5-0								
6-11-0		0-4-0		0-0-0		AWAY		1-3-0		0-0-0		5-4-0								
3-0-0		0-0-0		1-0-0		NEUTRAL		0-0-0		0-0-0		2-0-0								
9-10-0		0-4-0		1-0-0		NON-CONFERENCE		1-0-0		0-0-0		7-6-0								
3-5-0		0-0-0		0-0-0		HOME		0-0-0		0-0-0		3-5-0								
3-5-0		0-4-0		0-0-		AWAY		1-0-0		0-0-0		2-1-0								
3-0-0		0-0-0		1-0-0		NEUTRAL		0-0-0		0-0-0		2-0-0								
8-10-0		0-0-0		0-0-0		CONFERENCE		0-3-0		5-4-0		3-3-0								
5-4-0		0-0-0		0-0-0		HOME		0-0-0		5-4-0		0-0-0								
3-6-0		0-0-0		0-0-0		AWAY		0-3-0		0-0-0		3-3-0								
0-0-0		0-0-0		0-0-0		NEUTRAL		0-0-0		0-0-0		0-0-0								
RPI	S	Opponent		Score		RPI	S	Opponent		Score		RPI	S	Opponent		Score				
4	A	Kentucky		7	9	50	N	Louisiana		2	0	53	A	Southeastern La.		3	1			
11	A	TCU		6	15							94	A	Tennessee Tech		4	6			
11	A	TCU		2	13							94	A	Tennessee Tech		10	14			
11	A	TCU		2	9							94	A	Tennessee Tech		2	4			
														114	H	Jacksonville St.	3	4		
														114	H	Jacksonville St.	6	4		
														114	H	Jacksonville St.	5	7		
														131	H	Southeast Mo. St.	3	4		
														131	H	Southeast Mo. St.	11	1		
														131	H	Southeast Mo. St.	9	7		
														145	H	Austin Peay	8	6		
														145	H	Austin Peay	17	12		
														145	H	Austin Peay	5	8		
														175	A	Southern Ill.	13	10		
														175	H	Southern Ill.	13	12		
														200	H	Buffalo	10	12		
														200	H	Buffalo	12	4		
														200	H	Buffalo	4	11		
														211	A	Eastern Ill.	5	7		
														211	A	Eastern Ill.	10	8		
														211	A	Eastern Ill.	11	10		
														242	H	Siena	8	9		
														242	H	Siena	11	3		
														242	H	Siena	3	8		
														244	A	SIUE	18	9		
														244	A	SIUE	1	8		
														244	A	SIUE	5	6		
														250	A	Western Ky.	9	10		
														250	H	Western Ky.	5	8		
														267	N	Evansville	8	1		
														271	N	Hofstra	5	1		
Non-Div. I Games:		Lindenwood (IL)		6	7	Harris-Stowe		9	1	Kentucky St.		22	0	Murray St.						

RPI	S	Opponent	Score	
283	A	Alcorn	11	8

Murray St.

M  
u  
r  
r  
a  
y  
S  
t  
.

M  
u  
r  
r  
a  
y  
S  
t  
.

Average RPI Win: 209		WON-LOST	WINNING	LAST 10	STRENGTH OF		OPP. STRENGTH	TEAM	ADJ		CONF.	ADJ CONF.
Average RPI Loss: 103		RECORD	PCT. RANK	GAMES	SCHEDULE		OF SCHEDULE	RPI	RPI		RPI	RPI
DIV. I ONLY		17-25-0	.40476	219	8-2-0		138	170	203		21	21
DIV. I NON-CONF.		14-16-0	.46667	181	7-0-0		88	130	135		18	18
TOTALS		RPI 1-25	RPI 26-50		W-L RECORDS		RPI 51-100		RPI 101-150		RPI 150+	
17-25-0		0-10-0	0-0-0		OVERALL		2-0-0		2-6-0		13-9-0	
12-8-0		0-0-0	0-0-0		HOME		1-0-0		1-1-0		10-7-0	
3-17-0		0-10-0	0-0-0		AWAY		0-0-0		0-5-0		3-2-0	
2-0-0		0-0-0	0-0-0		NEUTRAL		1-0-0		1-0-0		0-0-0	
14-16-0		0-10-0	0-0-0		NON-CONFERENCE		2-0-0		2-3-0		10-3-0	
10-4-0		0-0-0	0-0-0		HOME		1-0-0		1-1-0		8-3-0	
2-12-0		0-10-0	0-0-0		AWAY		0-0-0		0-2-0		2-0-0	
2-0-0		0-0-0	0-0-0		NEUTRAL		1-0-0		1-0-0		0-0-0	
3-9-0		0-0-0	0-0-0		CONFERENCE		0-0-0		0-3-0		3-6-0	
2-4-0		0-0-0	0-0-0		HOME		0-0-0		0-0-0		2-4-0	
1-5-0		0-0-0	0-0-0		AWAY		0-0-0		0-3-0		1-2-0	
0-0-0		0-0-0	0-0-0		NEUTRAL		0-0-0		0-0-0		0-0-0	
RPI S	Opponent	Score	RPI S	Opponent	Score	RPI S	Opponent	Score	RPI S	Opponent	Score	
4 A	Kentucky	3 16				75 N	Wright St.	4 3	107 A	Cincinnati	0 1	
4 A	Kentucky	4 6				83 H	Morehead St.	8 0	107 H	Cincinnati	6 8	
4 A	Kentucky	2 14							108 A	Xavier	4 9	
12 A	Arkansas	1 11							108 H	Xavier	7 0	
12 A	Arkansas	0 7							108 N	Xavier	12 6	
12 A	Arkansas	1 5							128 A	Central Mich.	4 6	
18 A	South Fla.	2 11							128 A	Central Mich.	1 5	
18 A	South Fla.	2 3							128 A	Central Mich.	7 13	
18 A	South Fla.	1 5							153 H	ETSU	1 2	
18 A	South Fla.	2 7							153 H	ETSU	4 2	
									153 H	ETSU	0 14	
									178 H	Eastern Mich.	5 7	
									178 H	Eastern Mich.	6 2	
									178 H	Eastern Mich.	6 10	
									198 H	Western Mich.	4 8	
									198 H	Western Mich.	4 3	
									198 H	Western Mich.	0 4	
									219 A	Ohio	3 1	
									219 A	Ohio	2 3	
									219 A	Ohio	5 9	
									251 A	Northern Ky.	5 4	
									251 H	Northern Ky.	3 6	
									272 H	La Salle	15 2	
									272 H	La Salle	7 1	
									272 H	La Salle	3 2	
									273 H	Illinois St.	9 4	
									273 H	Illinois St.	8 7	
LAST 10 GAMES			LAST 10 GAMES			LAST 10 GAMES			LAST 10 GAMES			
			83 H	Morehead St.	8 0				75 N	Wright St.	4 3	
			219 A	Ohio	2 3				272 H	La Salle	7 1	
			219 A	Ohio	3 1				272 H	La Salle	15 2	
			219 A	Ohio	5 9				272 H	La Salle	3 2	
			108 N	Xavier	12 6				273 H	Illinois St.	9 4	
									273 H	Illinois St.	8 7	

Non-Div. I Games:

Miami (OH)

RPI	S	Opponent	Score	
273	H	Illinois St.	8	6
275	A	Dayton	16	9
275	H	Dayton	7	6

Miami (OH)

M  
i  
a  
m  
i  
(  
O  
H  
)

M  
i  
a  
m  
i  
(  
O  
H  
)

Average RPI Win:	187	WON-LOST RECORD	WINNING PCT. RANK	LAST 10 GAMES	STRENGTH OF SCHEDULE	OPP. STRENGTH OF SCHEDULE	TEAM RPI	ADJ RPI	CONF. RPI	ADJ CONF. RPI	
DIV. I ONLY		13-26-0	.33333 258	2-8-0	97	155	204	.4727 204	7	7	
DIV. I NON-CONF.		11-16-0	.40741 205	1-2-0	121	182	169	.48861 169	7	7	
<hr/>											
TOTALS	RPI 1-25	RPI 26-50		W-L RECORDS	RPI 51-100		RPI 101-150		RPI 150+		
13-26-0	0-6-0	0-4-0		OVERALL	0-2-0		5-4-0		8-10-0		
7-8-0	0-0-0	0-1-0		HOME	0-1-0		3-2-0		4-4-0		
4-16-0	0-6-0	0-3-0		AWAY	0-1-0		0-0-0		4-6-0		
2-2-0	0-0-0	0-0-0		NEUTRAL	0-0-0		2-2-0		0-0-0		
<hr/>											
11-16-0	0-3-0	0-1-0		NON-CONFERENCE	0-2-0		5-4-0		6-6-0		
5-4-0	0-0-0	0-1-0		HOME	0-1-0		3-2-0		2-0-0		
4-10-0	0-3-0	0-0-		AWAY	0-1-0		0-0-0		4-6-0		
2-2-0	0-0-0	0-0-0		NEUTRAL	0-0-0		2-2-0		0-0-0		
<hr/>											
2-10-0	0-3-0	0-3-0		CONFERENCE	0-0-0		0-0-0		2-4-0		
2-4-0	0-0-0	0-0-0		HOME	0-0-0		0-0-0		2-4-0		
0-6-0	0-3-0	0-3-0		AWAY	0-0-0		0-0-0		0-0-0		
0-0-0	0-0-0	0-0-0		NEUTRAL	0-0-0		0-0-0		0-0-0		
<hr/>											
RPI	S	Opponent	Score	RPI	S	Opponent	Score	RPI	S	Opponent	Score
11	A	TCU	3 6	31	A	Michigan	6 10	89	A	Pittsburgh	2 3
11	A	TCU	1 12	31	A	Michigan	2 15	89	H	Pittsburgh	1 9
11	A	TCU	3 9	31	A	Michigan	1 14				
25	A	Maryland	1 2	47	H	Binghamton	3 6				
25	A	Maryland	3 8								
25	A	Maryland	2 15								

**Non-Div. I Games:**

Penn St.



Average RPI Win:	190	WON-LOST RECORD	WINNING PCT. RANK	LAST 10 GAMES	STRENGTH OF SCHEDULE	OPP. STRENGTH OF SCHEDULE	TEAM RPI	ADJ RPI	CONF. RPI	ADJ CONF. RPI			
Average RPI Loss:	151												
DIV. I ONLY	21-20-0	.5122	138	6-4-0	243	149	206	.47061	205	25	25		
DIV. I NON-CONF.	15-11-0	.57692	101	3-1-0	225	63	161	.49447	161	26	26		
<hr/>													
TOTALS	RPI 1-25	RPI 26-50		W-L RECORDS		RPI 51-100		RPI 101-150		RPI 150+			
21-20-0	0-0-0	0-0-0		OVERALL		2-5-0		6-6-0		13-9-0			
13-10-0	0-0-0	0-0-0		HOME		1-2-0		5-5-0		7-3-0			
8-10-0	0-0-0	0-0-0		AWAY		1-3-0		1-1-0		6-6-0			
0-0-0	0-0-0	0-0-0		NEUTRAL		0-0-0		0-0-0		0-0-0			
15-11-0	0-0-0	0-0-0		NON-CONFERENCE		2-5-0		4-2-0		9-4-0			
11-6-0	0-0-0	0-0-0		HOME		1-2-0		3-1-0		7-3-0			
4-5-0	0-0-0	0-0-		AWAY		1-3-0		1-1-0		2-1-0			
0-0-0	0-0-0	0-0-0		NEUTRAL		0-0-0		0-0-0		0-0-0			
6-9-0	0-0-0	0-0-0		CONFERENCE		0-0-0		2-4-0		4-5-0			
2-4-0	0-0-0	0-0-0		HOME		0-0-0		2-4-0		0-0-0			
4-5-0	0-0-0	0-0-0		AWAY		0-0-0		0-0-0		4-5-0			
0-0-0	0-0-0	0-0-0		NEUTRAL		0-0-0		0-0-0		0-0-0			
RPI	S	Opponent	Score	RPI	S	Opponent	Score	RPI	S	Opponent	Score		
						51	A Washington	7	1	112	H New Mexico St.	2	5
						51	A Washington	5	8	112	H New Mexico St.	2	1
						51	A Washington	2	3	112	H New Mexico St.	4	8
						51	A Washington	0	4	121	H Washington St.	3	4
						62	H Minnesota	3	2	121	H Washington St.	6	4
						62	H Minnesota	2	9	121	H Washington St.	10	2
						62	H Minnesota	2	5	124	A San Francisco	6	14
										124	H San Francisco	9	5
										125	H Grand Canyon	7	1
										125	H Grand Canyon	2	8
										125	H Grand Canyon	1	2
										135	A Wichita St.	3	2
										154	A UC Davis	6	7
										154	H UC Davis	1	0
										174	H Fresno St.	0	9
										204	H Penn St.	1	6
										204	H Penn St.	11	3
										204	H Penn St.	2	4
										224	A Nevada	7	5
										231	A Pacific	5	2
										231	H Pacific	9	1
										247	A Northern Colo.	7	8
										247	A Northern Colo.	5	9
										247	A Northern Colo.	5	7
										251	H Northern Ky.	2	0
										251	H Northern Ky.	6	5
										251	H Northern Ky.	10	0
LAST 10 GAMES													
						231	A Pacific	5	2	124	H San Francisco	9	5
						281	A Seattle U	4	7	112	H New Mexico St.	2	5
						281	A Seattle U	9	0	112	H New Mexico St.	2	1
						281	A Seattle U	3	2	112	H New Mexico St.	4	8
						124	A San Francisco	6	14	154	H UC Davis	1	0

Non-Div. I Games:

Sacramento St.

RPI	S	Opponent	Score	
251	H	Non-Conf. Northern Ky.	12	11
262	A	Utah Valley	6	7
262	A	Utah Valley	12	4
262	A	Utah Valley	9	1
281	A	Seattle U	9	0
281	A	Seattle U	4	7
281	A	Seattle U	3	2

Sacramento St.

S  
a  
c  
r  
a  
m  
e  
n  
t  
o  
s  
t  
.

S  
a  
c  
r  
a  
m  
e  
n  
t  
o  
s  
t  
.

Average RPI Win: 198		WON-LOST	WINNING	LAST 10	STRENGTH OF		OPP. STRENGTH	TEAM	ADJ	CONF.	ADJ CONF.
Average RPI Loss: 141		RECORD	PCT. RANK	GAMES	SCHEDULE		OF SCHEDULE	RPI	RPI	RPI	RPI
DIV. I ONLY		14-21-0	.4	223	6-4-0		178	229	207	.47051	206
DIV. I NON-CONF.		6-14-0	.3	251	2-0-0		194	137	224	.46208	224
TOTALS		RPI 1-25	RPI 26-50		W-L RECORDS		RPI 51-100		RPI 101-150		RPI 150+
14-21-0		0-1-0	0-0-0		OVERALL		0-6-0		3-5-0		11-9-0
8-3-0		0-0-0	0-0-0		HOME		0-0-0		1-2-0		7-1-0
6-15-0		0-1-0	0-0-0		AWAY		0-4-0		2-2-0		4-8-0
0-3-0		0-0-0	0-0-0		NEUTRAL		0-2-0		0-1-0		0-0-0
6-14-0		0-1-0	0-0-0		NON-CONFERENCE		0-6-0		2-3-0		4-4-0
2-0-0		0-0-0	0-0-0		HOME		0-0-0		0-0-0		2-0-0
4-11-0		0-1-0	0-0-		AWAY		0-4-0		2-2-0		2-4-0
0-3-0		0-0-0	0-0-0		NEUTRAL		0-2-0		0-1-0		0-0-0
8-7-0		0-0-0	0-0-0		CONFERENCE		0-0-0		1-2-0		7-5-0
6-3-0		0-0-0	0-0-0		HOME		0-0-0		1-2-0		5-1-0
2-4-0		0-0-0	0-0-0		AWAY		0-0-0		0-0-0		2-4-0
0-0-0		0-0-0	0-0-0		NEUTRAL		0-0-0		0-0-0		0-0-0
RPI S	Opponent	Score		RPI S	Opponent	Score		RPI S	Opponent	Score	
14 A	Virginia	0 10						55 N	Rhode Island	4 5	
								70 A	Fla. Atlantic	1 6	
								70 A	Fla. Atlantic	5 16	
								70 A	Fla. Atlantic	10 12	
								88 A	Rutgers	4 6	
								93 N	Notre Dame	0 4	
								120 N	William & Mary	5 6	
								133 H	Marist	7 2	
								133 H	Marist	1 7	
								133 H	Marist	4 5	
								138 A	Furman	5 12	
								138 A	Furman	6 10	
								138 A	Furman	4 2	
								150 A	Columbia	17 12	
								159 A	Wofford	6 4	
								159 A	Wofford	4 16	
								164 A	Canisius	17 6	
								164 A	Canisius	10 11	
								164 A	Canisius	3 4	
								182 H	Niagara	6 5	
								182 H	Niagara	8 6	
								182 H	Niagara	4 6	
								207 H	Princeton	8 4	
								210 A	George Washington	0 4	
								210 A	George Washington	3 1	
								210 A	George Washington	0 12	
								239 H	Quinnipiac	17 7	
								239 H	Quinnipiac	12 0	
								239 H	Quinnipiac	9 4	
								242 A	Siena	5 6	
								242 A	Siena	11 0	
								242 A	Siena	4 5	
								265 A	USC Upstate	5 14	
				LAST 10 GAMES							
				182 H	Niagara	6 5		133 H	Marist	4 5	
				182 H	Niagara	4 6		133 H	Marist	7 2	
				182 H	Niagara	8 6		150 A	Columbia	17 12	
				294 H	Lafayette	5 4		242 A	Siena	5 6	
				133 H	Marist	1 7		242 A	Siena	11 0	

Non-Div. I Games:

Monmouth

RPI	S	Opponent	Score	
294	H	Lafayette	5	4

Monmouth

M  
o  
n  
m  
o  
u  
t  
h

M  
o  
n  
m  
o  
u  
t  
h

Average RPI Win:	195	WON-LOST RECORD	WINNING PCT. RANK	LAST 10 GAMES	STRENGTH OF SCHEDULE	OPP. STRENGTH OF SCHEDULE	TEAM RPI	ADJ RPI	CONF. RPI	ADJ CONF. RPI		
DIV. I ONLY		9-26-1	.26389	281	1-8-1	73	242	208	.4705	207	16	15
DIV. I NON-CONF.		4-15-1	.225	270	0-0-1	8	257	133	.50599	133	9	9
<hr/>												
TOTALS	RPI 1-25	RPI 26-50		W-L RECORDS		RPI 51-100		RPI 101-150		RPI 150+		
9-26-1	0-3-0	0-2-0		OVERALL		0-3-0		1-9-0		8-9-1		
2-6-1	0-0-0	0-0-0		HOME		0-2-0		0-4-0		2-0-1		
7-20-0	0-3-0	0-2-0		AWAY		0-1-0		1-5-0		6-9-0		
0-0-0	0-0-0	0-0-0		NEUTRAL		0-0-0		0-0-0		0-0-0		
<hr/>												
4-15-1	0-3-0	0-2-0		NON-CONFERENCE		0-1-0		0-4-0		4-5-1		
0-0-1	0-0-0	0-0-0		HOME		0-0-0		0-0-0		0-0-1		
4-15-0	0-3-0	0-0-		AWAY		0-1-0		0-4-0		4-5-0		
0-0-0	0-0-0	0-0-0		NEUTRAL		0-0-0		0-0-0		0-0-0		
<hr/>												
5-11-0	0-0-0	0-0-0		CONFERENCE		0-2-0		1-5-0		4-4-0		
2-6-0	0-0-0	0-0-0		HOME		0-2-0		0-4-0		2-0-0		
3-5-0	0-0-0	0-0-0		AWAY		0-0-0		1-1-0		2-4-0		
0-0-0	0-0-0	0-0-0		NEUTRAL		0-0-0		0-0-0		0-0-0		
<hr/>												
RPI S	Opponent	Score		RPI S	Opponent	Score		RPI S	Opponent	Score		
25 A	Maryland	0	4	35 A	Old Dominion	1	7	65 H	Yale	0	8	
25 A	Maryland	0	2	35 A	Old Dominion	4	14	65 H	Yale	1	3	
25 A	Maryland	2	6					85 A	Seton Hall	3	14	
									Dartmouth	6	7	
									Dartmouth	4	2	
									Duke	1	3	
									Duke	2	9	
									Duke	1	7	
									Duke	1	6	
									Columbia	2	15	
									Columbia	5	21	
									Columbia	4	5	
									Columbia	4	6	
									UNCG	10	5	
									UNCG	3	12	
									UNCG	1	6	
									UNCG	5	3	
									Penn	4	5	
									Penn	2	10	
									Penn	5	17	
									Penn	1	3	
									Navy	5	2	
									Navy	6	8	
									Navy	5	9	
									Navy	4	2	
									Monmouth	4	8	
									Harvard	9	4	
									Harvard	5	3	
									Rider	7	7	
									Brown	11	5	
LAST 10 GAMES				LAST 10 GAMES				LAST 10 GAMES				

Non-Div. I Games:

Princeton

Princeton

Average RPI Win: 225		WON-LOST RECORD		WINNING PCT. RANK		LAST 10 GAMES		STRENGTH OF SCHEDULE		OPP. STRENGTH OF SCHEDULE		TEAM RPI		ADJ RPI		CONF. RPI		ADJ CONF. RPI	
DIV. I ONLY		16-21-0		.43243 202		4-6-0		214		197		209		.46977 208		16		15	
DIV. I NON-CONF.		11-10-0		.52381 130		0-2-0		207		242		137		.50504 137		9		9	
TOTALS		RPI 1-25		RPI 26-50		W-L RECORDS		RPI 51-100		RPI 101-150		RPI 150+							
16-21-0		0-4-0		0-0-0		OVERALL		2-8-0		1-3-0		13-6-0							
3-6-0		0-0-0		0-0-0		HOME		1-3-0		1-1-0		1-2-0							
4-13-0		0-4-0		0-0-0		AWAY		1-4-0		0-2-0		3-3-0							
9-2-0		0-0-0		0-0-0		NEUTRAL		0-1-0		0-0-0		9-1-0							
11-10-0		0-4-0		0-0-0		NON-CONFERENCE		1-5-0		0-0-0		10-1-0							
1-0-0		0-0-0		0-0-0		HOME		0-0-0		0-0-0		1-0-0							
1-8-0		0-4-0		0-0-		AWAY		1-4-0		0-0-0		0-0-0							
9-2-0		0-0-0		0-0-0		NEUTRAL		0-1-0		0-0-0		9-1-0							
5-11-0		0-0-0		0-0-0		CONFERENCE		1-3-0		1-3-0		3-5-0							
2-6-0		0-0-0		0-0-0		HOME		1-3-0		1-1-0		0-2-0							
3-5-0		0-0-0		0-0-0		AWAY		0-0-0		0-2-0		3-3-0							
0-0-0		0-0-0		0-0-0		NEUTRAL		0-0-0		0-0-0		0-0-0							
RPI	S	Opponent		Score		RPI	S	Opponent		Score		RPI	S	Opponent		Score			
18	A	South Fla.		2 8				65 H Yale		12 7		118	H	Cornell		5 9			
18	A	South Fla.		2 14				65 H Yale		2 4		118	H	Cornell		7 5			
18	A	South Fla.		6 8				65 H Yale		13 21		150	A	Columbia		1 5			
18	A	South Fla.		1 4				65 H Yale		9 13		150	A	Columbia		0 2			
								76 A Jacksonville		1 12		185	A	Penn		4 7			
								76 A Jacksonville		4 1		185	A	Penn		0 4			
								76 A Jacksonville		1 2		207	H	Princeton		3 5			
								76 A Jacksonville		3 5		207	H	Princeton		4 9			
								95 A Boston College		5 8		237	A	Brown		4 3			
								95 N Boston College		2 3		237	A	Brown		7 6			
												237	A	Brown		3 7			
												237	A	Brown		3 2			
												240	H	Massachusetts		7 3			
												240	N	Massachusetts		8 2			
												241	N	Army West Point		7 8			
												241	N	Army West Point		11 5			
												241	N	Army West Point		11 4			
												241	N	Army West Point		17 9			
												258	N	Bucknell		9 8			
												290	N	Coppin St.		14 3			
												290	N	Coppin St.		6 2			
												294	N	Lafayette		6 0			
												294	N	Lafayette		13 1			
LAST 10 GAMES																			
						237	A	Brown		7 6		65	H	Yale		12 7			
						237	A	Brown		4 3		65	H	Yale		9 13			
						237	A	Brown		3 7		65	H	Yale		13 21			
						237	A	Brown		3 2		65	H	Yale		2 4			
						95	N	Boston College		2 3		95	A	Boston College		5 8			

Non-Div. I Games:

Harvard

Average RPI Win: 182		WON-LOST	WINNING	LAST 10	STRENGTH OF		OPP. STRENGTH	TEAM	ADJ		CONF.	ADJ CONF.			
Average RPI Loss: 139		RECORD	PCT. RANK	GAMES	SCHEDULE		OF SCHEDULE	RPI	RPI		RPI	RPI			
DIV. I ONLY		10-27-0	.27027	277	7-3-0		122	234	210		.46867	209			
DIV. I NON-CONF.		3-18-0	.14286	286	1-0-0		151	192	272		.42492	272			
TOTALS		RPI 1-25	RPI 26-50		W-L RECORDS		RPI 51-100		RPI 101-150		RPI 150+				
10-27-0		0-0-0	0-3-0		OVERALL		1-7-0		1-3-0		8-14-0				
3-0-0		0-0-0	0-0-0		HOME		0-0-0		0-0-0		3-0-0				
7-27-0		0-0-0	0-3-0		AWAY		1-7-0		1-3-0		5-14-0				
0-0-0		0-0-0	0-0-0		NEUTRAL		0-0-0		0-0-0		0-0-0				
3-18-0		0-0-0	0-3-0		NON-CONFERENCE		0-3-0		0-1-0		3-11-0				
1-0-0		0-0-0	0-0-0		HOME		0-0-0		0-0-0		1-0-0				
2-18-0		0-0-0	0-0-		AWAY		0-3-0		0-1-0		2-11-0				
0-0-0		0-0-0	0-0-0		NEUTRAL		0-0-0		0-0-0		0-0-0				
7-9-0		0-0-0	0-0-0		CONFERENCE		1-4-0		1-2-0		5-3-0				
2-0-0		0-0-0	0-0-0		HOME		0-0-0		0-0-0		2-0-0				
5-9-0		0-0-0	0-0-0		AWAY		1-4-0		1-2-0		3-3-0				
0-0-0		0-0-0	0-0-0		NEUTRAL		0-0-0		0-0-0		0-0-0				
RPI	S	Opponent	Score	RPI	S	Opponent	Score	RPI	S	Opponent	Score	RPI	S	Opponent	Score
				26	A	Florida St.	10 18	75	A	Wright St.	3 8	122	A	Ill.-Chicago	6 3
				26	A	Florida St.	6 14	75	A	Wright St.	5 4	122	A	Ill.-Chicago	7 14
				26	A	Florida St.	1 12	75	A	Wright St.	0 7	122	A	Ill.-Chicago	1 5
								75	A	Wright St.	5 7	128	A	Central Mich.	7 9
								75	A	Wright St.	9 13	153	A	ETSU	2 10
								90	A	VCU	1 10	153	A	ETSU	7 9
								90	A	VCU	1 4	169	A	Valparaiso	9 6
								90	A	VCU	2 5	169	A	Valparaiso	19 9
												169	A	Valparaiso	6 7
												177	A	Lipscomb	16 11
												177	A	Lipscomb	3 7
												177	A	Lipscomb	2 3
												178	A	Eastern Mich.	3 2
												178	H	Eastern Mich.	14 11
												184	A	Indiana St.	5 9
												184	A	Indiana St.	4 5
												184	A	Indiana St.	4 8
												201	A	Toledo	5 8
												212	A	Eastern Ky.	4 9
												212	A	Eastern Ky.	1 2
												212	A	Eastern Ky.	2 3
				LAST 10 GAMES											
				245	H	Milwaukee	12 6	169	A	Valparaiso	19 9	245	H	Milwaukee	12 6
				245	H	Milwaukee	9 6	169	A	Valparaiso	9 6	261	A	Youngstown St.	10 6
				75	A	Wright St.	5 7	169	A	Valparaiso	6 7	261	A	Youngstown St.	4 12
				75	A	Wright St.	5 4	122	A	Ill.-Chicago	7 14	261	A	Youngstown St.	4 5
				178	H	Eastern Mich.	14 11	122	A	Ill.-Chicago	6 3				

Non-Div. I Games:

Oakland



Average RPI Win: 220		WON-LOST	WINNING	LAST 10	STRENGTH OF		OPP. STRENGTH	TEAM	ADJ	CONF.	ADJ CONF.
Average RPI Loss: 129		RECORD	PCT. RANK	GAMES	SCHEDULE		OF SCHEDULE	RPI	RPI	RPI	RPI
DIV. I ONLY		20-21-0	.4878	157	6-4-0		254	161	211	.46857	210
DIV. I NON-CONF.		15-14-0	.51724	137	4-2-0		267	176	202	.47368	202
TOTALS		RPI 1-25	RPI 26-50		W-L RECORDS		RPI 51-100		RPI 101-150		RPI 150+
20-21-0		0-2-0	1-3-0		OVERALL		2-7-0		0-0-0		17-9-0
12-7-0		0-1-0	0-0-0		HOME		1-2-0		0-0-0		11-4-0
8-14-0		0-1-0	1-3-0		AWAY		1-5-0		0-0-0		6-5-0
0-0-0		0-0-0	0-0-0		NEUTRAL		0-0-0		0-0-0		0-0-0
15-14-0		0-2-0	1-3-0		NON-CONFERENCE		0-3-0		0-0-0		14-6-0
10-3-0		0-1-0	0-0-0		HOME		0-0-0		0-0-0		10-2-0
5-11-0		0-1-0	1-0-		AWAY		0-3-0		0-0-0		4-4-0
0-0-0		0-0-0	0-0-0		NEUTRAL		0-0-0		0-0-0		0-0-0
5-7-0		0-0-0	0-0-0		CONFERENCE		2-4-0		0-0-0		3-3-0
2-4-0		0-0-0	0-0-0		HOME		1-2-0		0-0-0		1-2-0
3-3-0		0-0-0	0-0-0		AWAY		1-2-0		0-0-0		2-1-0
0-0-0		0-0-0	0-0-0		NEUTRAL		0-0-0		0-0-0		0-0-0
RPI S	Opponent	Score	RPI S	Opponent	Score	RPI S	Opponent	Score	RPI S	Opponent	Score
14 A	Virginia	1 11	27 A	Auburn	0 9	55 H	Rhode Island	2 7	191 A	VMI	8 13
14 H	Virginia	1 7	27 A	Auburn	3 4	55 H	Rhode Island	15 5	191 A	VMI	6 5
			27 A	Auburn	9 5	55 H	Rhode Island	3 5	191 A	VMI	0 10
			27 A	Auburn	0 2	90 A	VCU	4 2	196 A	UMBC	4 3
						90 A	VCU	2 11	196 H	UMBC	3 2
						90 A	VCU	2 10	206 H	Monmouth	1 3
						91 A	Florida A&M	5 6	206 H	Monmouth	12 0
						91 A	Florida A&M	2 3	206 H	Monmouth	4 0
						91 A	Florida A&M	1 2	215 H	Georgetown	4 6
									234 A	Towson	4 8
									234 H	Towson	13 4
									240 H	Massachusetts	10 2
									240 H	Massachusetts	4 10
									240 H	Massachusetts	1 2
									255 A	Richmond	10 4
									255 A	Richmond	5 8
									255 A	Richmond	4 2
									264 A	Villanova	6 3
									264 A	Villanova	0 3
									264 A	Villanova	5 2
									274 H	Delaware St.	9 6
									289 H	UMES	10 4
									290 H	Coppin St.	20 7
									291 H	NJIT	8 2
									291 H	NJIT	6 2
									291 H	NJIT	4 1
LAST 10 GAMES			LAST 10 GAMES			LAST 10 GAMES			LAST 10 GAMES		
			55 H	Rhode Island	3 5	264 A	Villanova	6 3			
			55 H	Rhode Island	2 7	264 A	Villanova	5 2			
			55 H	Rhode Island	15 5	264 A	Villanova	0 3			
			234 A	Towson	4 8	196 H	UMBC	3 2			
			290 H	Coppin St.	20 7	255 A	Richmond	10 4			

Non-Div. I Games:

George Washington

Average RPI Win: 169		WON-LOST	WINNING	LAST 10	STRENGTH OF		OPP. STRENGTH	TEAM	ADJ		CONF.	ADJ CONF.
Average RPI Loss: 118		RECORD	PCT. RANK	GAMES	SCHEDULE		OF SCHEDULE	RPI	RPI		RPI	RPI
DIV. I ONLY		11-27-0	.28947	271	6-2-0		94	173	212		15	16
DIV. I NON-CONF.		4-16-0	.2	276	2-0-0		101	127	237		19	19
TOTALS		RPI 1-25	RPI 26-50		W-L RECORDS		RPI 51-100		RPI 101-150		RPI 150+	
11-27-0		0-0-0	0-0-0		OVERALL		0-13-0		5-9-0		6-5-0	
7-4-0		0-0-0	0-0-0		HOME		0-0-0		1-2-0		6-2-0	
4-23-0		0-0-0	0-0-0		AWAY		0-13-0		4-7-0		0-3-0	
0-0-0		0-0-0	0-0-0		NEUTRAL		0-0-0		0-0-0		0-0-0	
4-16-0		0-0-0	0-0-0		NON-CONFERENCE		0-10-0		2-3-0		2-3-0	
2-0-0		0-0-0	0-0-0		HOME		0-0-0		0-0-0		2-0-0	
2-16-0		0-0-0	0-0-		AWAY		0-10-0		2-3-0		0-3-0	
0-0-0		0-0-0	0-0-0		NEUTRAL		0-0-0		0-0-0		0-0-0	
7-11-0		0-0-0	0-0-0		CONFERENCE		0-3-0		3-6-0		4-2-0	
5-4-0		0-0-0	0-0-0		HOME		0-0-0		1-2-0		4-2-0	
2-7-0		0-0-0	0-0-0		AWAY		0-3-0		2-4-0		0-0-0	
0-0-0		0-0-0	0-0-0		NEUTRAL		0-0-0		0-0-0		0-0-0	
RPI S	Opponent	Score	RPI S	Opponent	Score	RPI S	Opponent	Score	RPI S	Opponent	Score	
						52 A	South Ala.	2 8	114 A	Jacksonville St.	7 5	
						52 A	South Ala.	0 32	114 A	Jacksonville St.	3 6	
						52 A	South Ala.	3 8	114 A	Jacksonville St.	6 7	
						60 A	Missouri	1 10	129 A	Central Ark.	4 2	
						92 A	Kansas St.	11 12	129 A	Central Ark.	1 8	
						92 A	Kansas St.	10 15	129 A	Central Ark.	6 10	
						92 A	Kansas St.	0 14	129 A	Central Ark.	1 6	
						94 A	Tennessee Tech	4 11	131 H	Southeast Mo. St.	3 7	
						94 A	Tennessee Tech	3 5	131 H	Southeast Mo. St.	6 7	
						94 A	Tennessee Tech	9 13	131 H	Southeast Mo. St.	5 4	
						99 A	Samford	6 7	140 A	Butler	10 6	
						99 A	Samford	4 9	143 A	Belmont	7 3	
						99 A	Samford	1 4	143 A	Belmont	3 8	
									143 A	Belmont	1 10	
									165 A	Saint Louis	1 12	
									175 H	Southern Ill.	10 7	
									184 A	Indiana St.	1 2	
									184 H	Indiana St.	8 7	
									190 A	Alabama	0 5	
									202 H	Murray St.	8 10	
									202 H	Murray St.	7 5	
									202 H	Murray St.	10 11	
									212 H	Eastern Ky.	13 11	
									212 H	Eastern Ky.	16 5	
									212 H	Eastern Ky.	11 9	
LAST 10 GAMES						143 A	Belmont	7 3				
			184 H	Indiana St.	8 7	143 A	Belmont	3 8				
			212 H	Eastern Ky.	11 9	143 A	Belmont	1 10				
			212 H	Eastern Ky.	16 5	131 H	Southeast Mo. St.	6 7				
			212 H	Eastern Ky.	13 11	131 H	Southeast Mo. St.	5 4				
			140 A	Butler	10 6							

Non-Div. I Games: Lindenwood (IL) 8 5 Robert Morris (IL) 12 4 Ill.-Springfield 18 11

Eastern Ill.

Average RPI Win: 222		WON-LOST	WINNING	LAST 10	STRENGTH OF		OPP. STRENGTH	TEAM	ADJ	CONF.	ADJ CONF.
Average RPI Loss: 120		RECORD	PCT. RANK	GAMES	SCHEDULE		OF SCHEDULE	RPI	RPI	RPI	RPI
DIV. I ONLY		21-20-0	.5122	138	0-1-0		250	141	213	.46746	212
DIV. I NON-CONF.		14-9-0	.6087	78	0-1-0		267	151	181	.48463	181
TOTALS		RPI 1-25	RPI 26-50		W-L RECORDS		RPI 51-100		RPI 101-150		RPI 150+
21-20-0		0-7-0	0-0-0		OVERALL		0-3-0		4-3-0		17-7-0
18-6-0		0-1-0	0-0-0		HOME		0-0-0		3-3-0		15-2-0
3-14-0		0-6-0	0-0-0		AWAY		0-3-0		1-0-0		2-5-0
0-0-0		0-0-0	0-0-0		NEUTRAL		0-0-0		0-0-0		0-0-0
14-9-0		0-7-0	0-0-0		NON-CONFERENCE		0-0-0		1-0-0		13-2-0
12-3-0		0-1-0	0-0-0		HOME		0-0-0		0-0-0		12-2-0
2-6-0		0-6-0	0-0-		AWAY		0-0-0		1-0-0		1-0-0
0-0-0		0-0-0	0-0-0		NEUTRAL		0-0-0		0-0-0		0-0-0
7-11-0		0-0-0	0-0-0		CONFERENCE		0-3-0		3-3-0		4-5-0
6-3-0		0-0-0	0-0-0		HOME		0-0-0		3-3-0		3-0-0
1-8-0		0-0-0	0-0-0		AWAY		0-3-0		0-0-0		1-5-0
0-0-0		0-0-0	0-0-0		NEUTRAL		0-0-0		0-0-0		0-0-0
RPI S	Opponent	Score	RPI S	Opponent	Score	RPI S	Opponent	Score	RPI S	Opponent	Score
4 A	Kentucky	0 12				83 A	Morehead St.	9 15	123 A	Marshall	6 3
5 A	Louisville	3 19				83 A	Morehead St.	7 18	143 H	Belmont	0 2
5 H	Louisville	4 14				83 A	Morehead St.	6 9	143 H	Belmont	3 7
7 A	Arizona	4 18							143 H	Belmont	6 2
7 A	Arizona	13 16							145 H	Austin Peay	10 14
7 A	Arizona	0 6							145 H	Austin Peay	7 6
7 A	Arizona	8 9							145 H	Austin Peay	5 4
									181 H	UT Martin	3 0
									181 H	UT Martin	3 2
									181 H	UT Martin	11 3
									209 H	Oakland	3 2
									209 H	Oakland	2 1
									209 H	Oakland	9 4
									211 A	Eastern Ill.	5 16
									211 A	Eastern Ill.	9 11
									211 A	Eastern Ill.	11 13
									244 A	SIUE	17 9
									244 A	SIUE	2 11
									244 A	SIUE	2 11
									250 H	Western Ky.	16 15
									251 A	Northern Ky.	6 5
									251 H	Northern Ky.	10 8
									261 H	Youngstown St.	11 0
									261 H	Youngstown St.	11 6
									261 H	Youngstown St.	8 3
									275 H	Dayton	2 3
									284 H	Chicago St.	10 24
			LAST 10 GAMES								
	5 H	Louisville	4	14	145 H	Austin Peay	10	14			
	211 A	Eastern Ill.	9	11	145 H	Austin Peay	7	6			
	211 A	Eastern Ill.	5	16	145 H	Austin Peay	5	4			
	211 A	Eastern Ill.	11	13	244 A	SIUE	17	9			
	275 H	Dayton	2	3	244 A	SIUE	2	11			

Non-Div. I Games:

Eastern Ky.

RPI	S	Opponent	Score	
284	H	Chicago St.	10	3
284	H	Chicago St.	15	9
292	H	Alabama A&M	19	0
292	H	Alabama A&M	16	6

Eastern Ky.

E  
a  
s  
t  
e  
r  
n  
K  
y  
.

E  
a  
s  
t  
e  
r  
n  
K  
y  
.

Stetson

Average RPI Win: 194		WON-LOST	WINNING	LAST 10	STRENGTH OF		OPP. STRENGTH	TEAM	ADJ		CONF.	ADJ CONF.
Average RPI Loss: 109		RECORD	PCT. RANK	GAMES	SCHEDULE		OF SCHEDULE	RPI	RPI		RPI	RPI
DIV. I ONLY		18-25-0	.4186	209	4-6-0		151	123	215		.4668	213
DIV. I NON-CONF.		10-21-0	.32258	245	0-3-0		77	92	219		.46614	218
TOTALS		RPI 1-25	RPI 26-50		W-L RECORDS		RPI 51-100		RPI 101-150		RPI 150+	
18-25-0		0-4-0	0-3-0		OVERALL		4-7-0		1-2-0		13-9-0	
12-18-0		0-2-0	0-2-0		HOME		2-5-0		1-2-0		9-7-0	
6-7-0		0-2-0	0-1-0		AWAY		2-2-0		0-0-0		4-2-0	
0-0-0		0-0-0	0-0-0		NEUTRAL		0-0-0		0-0-0		0-0-0	
10-21-0		0-4-0	0-3-0		NON-CONFERENCE		2-6-0		0-0-0		8-8-0	
6-15-0		0-2-0	0-2-0		HOME		0-4-0		0-0-0		6-7-0	
4-6-0		0-2-0	0-0-		AWAY		2-2-0		0-0-0		2-1-0	
0-0-0		0-0-0	0-0-0		NEUTRAL		0-0-0		0-0-0		0-0-0	
8-4-0		0-0-0	0-0-0		CONFERENCE		2-1-0		1-2-0		5-1-0	
6-3-0		0-0-0	0-0-0		HOME		2-1-0		1-2-0		3-0-0	
2-1-0		0-0-0	0-0-0		AWAY		0-0-0		0-0-0		2-1-0	
0-0-0		0-0-0	0-0-0		NEUTRAL		0-0-0		0-0-0		0-0-0	
RPI S	Opponent	Score	RPI S	Opponent	Score	RPI S	Opponent	Score	RPI S	Opponent	Score	
9 H	Florida	8 9	26 A	Florida St.	3 7	67 H	FGCU	2 4	146 H	Kennesaw St.	2 4	
18 A	South Fla.	4 9	26 H	Florida St.	5 11	67 H	FGCU	2 1	146 H	Kennesaw St.	3 7	
18 H	South Fla.	6 8	42 H	UConn	3 9	67 H	FGCU	1 0	146 H	Kennesaw St.	10 4	
24 A	UCF	3 5				77 A	Tulane	6 7	152 H	High Point	5 4	
						77 A	Tulane	12 10	152 H	High Point	1 0	
						77 A	Tulane	5 1	152 H	High Point	3 4	
						78 A	Bethune-Cookman	8 9	167 H	Fairfield	3 0	
						85 H	Seton Hall	1 5	167 H	Fairfield	0 6	
						85 H	Seton Hall	5 6	167 H	Fairfield	2 5	
						86 H	FIU	6 10	175 H	Southern Ill.	0 7	
						86 H	FIU	0 9	175 H	Southern Ill.	6 7	
									175 H	Southern Ill.	4 8	
									198 H	Western Mich.	3 5	
									228 A	The Citadel	9 2	
									228 A	The Citadel	1 5	
									228 A	The Citadel	9 6	
									242 H	Siena	10 6	
									242 H	Siena	9 0	
									248 H	Saint Joseph's	6 2	
									265 A	USC Upstate	6 4	
									265 A	USC Upstate	11 0	
									265 A	USC Upstate	2 5	
									291 H	NJIT	4 2	
									291 H	NJIT	3 2	
									291 H	NJIT	13 2	
			LAST 10 GAMES			26 H	Florida St.	5 11	146 H	Kennesaw St.	10 4	
						265 A	USC Upstate	6 4	146 H	Kennesaw St.	3 7	
						265 A	USC Upstate	11 0	146 H	Kennesaw St.	2 4	
						265 A	USC Upstate	2 5	18 H	South Fla.	6 8	
						26 A	Florida St.	3 7	67 H	FGCU	1 0	

Non-Div. I Games:

Stetson

Average RPI Win:	212	WON-LOST RECORD	WINNING PCT. RANK	LAST 10 GAMES	STRENGTH OF SCHEDULE	OPP. STRENGTH OF SCHEDULE	TEAM RPI	ADJ RPI	CONF. RPI	ADJ CONF. RPI	
Average RPI Loss:	153										
DIV. I ONLY	13-20-0	.39394	229	3-7-0	224	228	216	.46673	214	17	17
DIV. I NON-CONF.	10-11-0	.47619	172	3-4-0	280	248	214	.46846	213	17	17
<hr/>											
TOTALS	RPI 1-25	RPI 26-50		W-L RECORDS	RPI 51-100		RPI 101-150		RPI 150+		
13-20-0	0-0-0	0-4-0		OVERALL	1-2-0		2-3-0		10-11-0		
1-4-0	0-0-0	0-3-0		HOME	0-0-0		1-1-0		0-0-0		
8-14-0	0-0-0	0-1-0		AWAY	0-1-0		1-1-0		7-11-0		
4-2-0	0-0-0	0-0-0		NEUTRAL	1-1-0		0-1-0		3-0-0		
<hr/>											
10-11-0	0-0-0	0-1-0		NON-CONFERENCE	1-2-0		2-3-0		7-5-0		
1-1-0	0-0-0	0-0-0		HOME	0-0-0		1-1-0		0-0-0		
5-8-0	0-0-0	0-0-		AWAY	0-1-0		1-1-0		4-5-0		
4-2-0	0-0-0	0-0-0		NEUTRAL	1-1-0		0-1-0		3-0-0		
<hr/>											
3-9-0	0-0-0	0-3-0		CONFERENCE	0-0-0		0-0-0		3-6-0		
0-3-0	0-0-0	0-3-0		HOME	0-0-0		0-0-0		0-0-0		
3-6-0	0-0-0	0-0-0		AWAY	0-0-0		0-0-0		3-6-0		
0-0-0	0-0-0	0-0-0		NEUTRAL	0-0-0		0-0-0		0-0-0		
<hr/>											
RPI S	Opponent	Score	RPI S	Opponent	Score	RPI S	Opponent	Score	RPI S	Opponent	Score
			32 A	St. John's (NY)	3 9	66 A	Coastal Caro.	0 14	124 N	San Francisco	11 12
			47 H	Binghamton	3 4	84 N	Winthrop	7 9	133 A	Marist	4 3
			47 H	Binghamton	0 3	84 N	Winthrop	3 2	133 A	Marist	1 2
			47 H	Binghamton	2 7				133 H	Marist	8 2
									133 H	Marist	6 9
									156 A	UMass Lowell	0 4
									156 A	UMass Lowell	0 18
									156 A	UMass Lowell	4 2
									188 A	Stony Brook	3 8
									188 A	Stony Brook	8 3
									188 A	Stony Brook	1 7
									196 A	UMBC	9 1
									196 A	UMBC	6 7
									196 A	UMBC	3 9
									233 A	Fordham	3 7
									237 A	Brown	5 13
									241 A	Army West Point	10 13
									254 A	Longwood	6 11
									254 A	Longwood	11 3
									254 A	Longwood	13 6
									256 A	Manhattan	16 5
			LAST 10 GAMES						271 N	Hofstra	4 3
			133 H	Marist	6 9	47 H	Binghamton	0 3	271 N	Hofstra	7 6
			133 H	Marist	8 2	47 H	Binghamton	3 4	271 N	Hofstra	3 1
			133 A	Marist	4 3	47 H	Binghamton	2 7	293 A	NYIT	0 3
			133 A	Marist	1 2	256 A	Manhattan	16 5	293 A	NYIT	8 1
			241 A	Army West Point	10 13	32 A	St. John's (NY)	3 9			

Non-Div. I Games:

Albany (NY)

Average RPI Win: 232		WON-LOST	WINNING	LAST 10	STRENGTH OF		OPP. STRENGTH	TEAM	ADJ	CONF.	ADJ CONF.
Average RPI Loss: 174		RECORD	PCT. RANK	GAMES	SCHEDULE		OF SCHEDULE	RPI	RPI	RPI	RPI
DIV. I ONLY		21-18-0	.53846	116	4-6-0		280	249	217	.46668	215
DIV. I NON-CONF.		21-12-0	.63636	64	4-0-0		292	276	188	.4832	188
TOTALS		RPI 1-25	RPI 26-50		W-L RECORDS		RPI 51-100		RPI 101-150		RPI 150+
21-18-0	0-0-0	0-0-0		OVERALL		1-3-0		2-1-0		18-14-0	
5-4-0	0-0-0	0-0-0		HOME		0-0-0		1-0-0		4-4-0	
9-12-0	0-0-0	0-0-0		AWAY		0-3-0		0-0-0		9-9-0	
7-2-0	0-0-0	0-0-0		NEUTRAL		1-0-0		1-1-0		5-1-0	
21-12-0	0-0-0	0-0-0		NON-CONFERENCE		1-0-0		2-1-0		18-11-0	
5-1-0	0-0-0	0-0-0		HOME		0-0-0		1-0-0		4-1-0	
9-9-0	0-0-0	0-0-0		AWAY		0-0-0		0-0-0		9-9-0	
7-2-0	0-0-0	0-0-0		NEUTRAL		1-0-0		1-1-0		5-1-0	
0-6-0	0-0-0	0-0-0		CONFERENCE		0-3-0		0-0-0		0-3-0	
0-3-0	0-0-0	0-0-0		HOME		0-0-0		0-0-0		0-3-0	
0-3-0	0-0-0	0-0-0		AWAY		0-3-0		0-0-0		0-0-0	
0-0-0	0-0-0	0-0-0		NEUTRAL		0-0-0		0-0-0		0-0-0	
RPI S	Opponent	Score	RPI S	Opponent	Score	RPI S	Opponent	Score	RPI S	Opponent	Score
						85 A	Seton Hall	2 11	118 H	Cornell	3 1
						85 A	Seton Hall	5 10	128 N	Central Mich.	7 9
						85 A	Seton Hall	4 5	132 N	Ball St.	3 0
						95 N	Boston College	4 3	159 A	Wofford	11 18
									161 A	Gardner-Webb	4 2
									161 A	Gardner-Webb	3 4
									161 A	Gardner-Webb	1 8
									163 A	Davidson	1 8
									163 A	Davidson	6 5
									163 A	Davidson	4 9
									171 H	Creighton	9 11
									171 H	Creighton	4 6
									171 H	Creighton	5 7
									197 A	Navy	11 3
									197 H	Navy	2 6
									198 N	Western Mich.	12 8
									210 A	George Washington	6 4
									220 A	George Mason	1 11
									220 A	George Mason	4 2
									220 A	George Mason	7 3
									237 A	Brown	0 2
									237 A	Brown	10 11
									237 A	Brown	3 2
									265 A	USC Upstate	0 12
									275 N	Dayton	7 8
									284 N	Chicago St.	11 0
									290 A	Coppin St.	6 5
LAST 10 GAMES											
						85 A	Seton Hall	5 10	171 H	Creighton	4 6
						85 A	Seton Hall	4 5	171 H	Creighton	5 7
						85 A	Seton Hall	2 11	293 H	NYIT	13 3
						297 A	Mt. St. Mary's	13 2	293 H	NYIT	9 0
						171 H	Creighton	9 11	293 H	NYIT	6 4

Non-Div. I Games:

Georgetown

RPI	S	Opponent	Score	
290	H	Coppin St.	14	4
293	H	NYIT	6	4
293	H	NYIT	9	0
293	H	NYIT	13	3
294	N	Lafayette	10	4
294	N	Lafayette	14	7
294	N	Lafayette	13	6
297	A	Mt. St. Mary's	13	2

Georgetown

G  
e  
o  
r  
g  
e  
t  
o  
w  
n

G  
e  
o  
r  
g  
e  
t  
o  
w  
n



[illegible]

Non-Div. I Games:	Houston-Victoria	3	5	Houston-Victoria	7	5
-------------------	------------------	---	---	------------------	---	---

A&amp;M-Corpus Christi

Average RPI Win: 159		WON-LOST	WINNING	LAST 10	STRENGTH OF		OPP. STRENGTH	TEAM	ADJ	CONF.	ADJ CONF.
Average RPI Loss: 105		RECORD	PCT. RANK	GAMES	SCHEDULE		OF SCHEDULE	RPI	RPI	RPI	RPI
DIV. I ONLY		14-25-0	.35897	247	4-6-0		142	95	218	.46602	217
DIV. I NON-CONF.		8-11-0	.42105	199	2-0-0		227	49	222	.46342	222
TOTALS		RPI 1-25	RPI 26-50		W-L RECORDS		RPI 51-100		RPI 101-150		RPI 150+
14-25-0		1-2-0	0-4-0		OVERALL		2-6-0		4-7-0		7-6-0
10-10-0		1-2-0	0-1-0		HOME		0-0-0		4-3-0		5-4-0
4-15-0		0-0-0	0-3-0		AWAY		2-6-0		0-4-0		2-2-0
0-0-0		0-0-0	0-0-0		NEUTRAL		0-0-0		0-0-0		0-0-0
8-11-0		0-0-0	0-4-0		NON-CONFERENCE		1-4-0		2-1-0		5-2-0
6-4-0		0-0-0	0-1-0		HOME		0-0-0		2-1-0		4-2-0
2-7-0		0-0-0	0-0-		AWAY		1-4-0		0-0-0		1-0-0
0-0-0		0-0-0	0-0-0		NEUTRAL		0-0-0		0-0-0		0-0-0
6-14-0		1-2-0	0-0-0		CONFERENCE		1-2-0		2-6-0		2-4-0
4-6-0		1-2-0	0-0-0		HOME		0-0-0		2-2-0		1-2-0
2-8-0		0-0-0	0-0-0		AWAY		1-2-0		0-4-0		1-2-0
0-0-0		0-0-0	0-0-0		NEUTRAL		0-0-0		0-0-0		0-0-0
RPI S	Opponent	Score	RPI S	Opponent	Score	RPI S	Opponent	Score	RPI S	Opponent	Score
22 H	McNeese	4 13	43 A	Oklahoma St.	3 6	53 A	Southeastern La.	2 3	107 H	Cincinnati	6 2
22 H	McNeese	4 5	43 A	Oklahoma St.	4 15	53 A	Southeastern La.	6 4	107 H	Cincinnati	3 2
22 H	McNeese	7 4	43 A	Oklahoma St.	2 7	53 A	Southeastern La.	0 7	107 H	Cincinnati	2 3
			50 H	Louisiana	6 8	64 A	Kansas	7 11	119 A	SFA	2 7
						64 A	Kansas	7 6	119 A	SFA	2 5
						64 A	Kansas	2 8	119 A	SFA	2 3
						92 A	Kansas St.	9 19	129 H	Central Ark.	3 9
						92 A	Kansas St.	4 16	129 H	Central Ark.	0 1
									129 H	Central Ark.	3 2
									130 A	Lamar University	6 12
									130 H	Lamar University	11 9
									160 H	Nicholls St.	4 8
									160 H	Nicholls St.	1 9
									160 H	Nicholls St.	8 5
									186 H	Arkansas St.	3 12
									186 H	Arkansas St.	9 5
									186 H	Arkansas St.	2 3
									216 A	A&M-Corpus Christi	9 14
									216 A	A&M-Corpus Christi	6 3
									216 A	A&M-Corpus Christi	1 9
									235 A	La.-Monroe	11 2
									235 H	La.-Monroe	5 4
									286 H	Prairie View	16 1
									295 H	Mississippi Val.	11 1
			LAST 10 GAMES			295 H	Mississippi Val.	11 1	53 A	Southeastern La.	6 4
						22 H	McNeese	4 5	53 A	Southeastern La.	2 3
						22 H	McNeese	7 4	53 A	Southeastern La.	0 7
						22 H	McNeese	4 13	119 A	SFA	2 3
						286 H	Prairie View	16 1	119 A	SFA	2 5

Non-Div. I Games:

Northwestern St.

Average RPI Win: 151		WON-LOST	WINNING	LAST 10	STRENGTH OF		OPP. STRENGTH	TEAM	ADJ		CONF.	ADJ CONF.			
Average RPI Loss: 115		RECORD	PCT. RANK	GAMES	SCHEDULE		OF SCHEDULE	RPI	RPI		RPI	RPI			
DIV. I ONLY		14-25-0	.35897	247	3-7-0		126	115	219	.46544	218	9	9		
DIV. I NON-CONF.		10-11-0	.47619	172	0-2-0		160	117	183	.4844	183	10	10		
TOTALS		RPI 1-25	RPI 26-50		W-L RECORDS		RPI 51-100		RPI 101-150		RPI 150+				
14-25-0	0-0-0	1-3-0		OVERALL		2-10-0		6-6-0		5-6-0					
9-11-0	0-0-0	0-2-0		HOME		1-4-0		5-4-0		3-1-0					
3-12-0	0-0-0	1-1-0		AWAY		1-6-0		1-2-0		0-3-0					
2-2-0	0-0-0	0-0-0		NEUTRAL		0-0-0		0-0-0		2-2-0					
10-11-0	0-0-0	1-3-0		NON-CONFERENCE		2-4-0		2-1-0		5-3-0					
6-5-0	0-0-0	0-2-0		HOME		1-1-0		2-1-0		3-1-0					
2-4-0	0-0-0	1-0-		AWAY		1-3-0		0-0-0		0-0-0					
2-2-0	0-0-0	0-0-0		NEUTRAL		0-0-0		0-0-0		2-2-0					
4-14-0	0-0-0	0-0-0		CONFERENCE		0-6-0		4-5-0		0-3-0					
3-6-0	0-0-0	0-0-0		HOME		0-3-0		3-3-0		0-0-0					
1-8-0	0-0-0	0-0-0		AWAY		0-3-0		1-2-0		0-3-0					
0-0-0	0-0-0	0-0-0		NEUTRAL		0-0-0		0-0-0		0-0-0					
RPI	S	Opponent	Score	RPI	S	Opponent	Score	RPI	S	Opponent	Score	RPI	S	Opponent	Score
				37	H	Mercer	4 11	52	A	South Ala.	0 7	111	H	Troy	3 5
				38	H	Oklahoma	4 5	52	A	South Ala.	9 19	111	H	Troy	3 2
				44	A	Ole Miss	0 1	52	A	South Ala.	6 16	111	H	Troy	9 3
				44	A	Ole Miss	2 0	58	H	BYU	3 2	117	H	UT Arlington	7 10
								63	A	Georgia Tech	5 12	117	H	UT Arlington	1 7
								63	H	Georgia Tech	0 7	117	H	UT Arlington	2 1
								66	H	Coastal Caro.	5 8	123	H	Marshall	8 3
								66	H	Coastal Caro.	0 17	138	H	Furman	5 0
								66	H	Coastal Caro.	0 4	146	H	Kennesaw St.	7 10
								76	A	Jacksonville	2 7	147	A	Appalachian St.	1 6
								76	A	Jacksonville	8 9	147	A	Appalachian St.	1 13
								76	A	Jacksonville	5 2	147	A	Appalachian St.	8 6
												186	A	Arkansas St.	1 14
												186	A	Arkansas St.	2 4
												186	A	Arkansas St.	5 10
												198	H	Western Mich.	6 4
												241	N	Army West Point	3 0
												241	N	Army West Point	5 2
												251	H	Northern Ky.	10 6
												251	H	Northern Ky.	7 8
												251	H	Northern Ky.	12 4
												260	N	Bowling Green	3 6
												260	N	Bowling Green	1 4
LAST 10 GAMES															
				147	A	Appalachian St.	1 13	111	H	Troy	3 2				
				147	A	Appalachian St.	1 6	111	H	Troy	9 3				
				147	A	Appalachian St.	8 6	37	H	Mercer	4 11				
				63	H	Georgia Tech	0 7	186	A	Arkansas St.	5 10				
				111	H	Troy	3 5	186	A	Arkansas St.	2 4				

Non-Div. I Games:

Georgia St.

Average RPI Win:	205	WON-LOST RECORD	WINNING PCT. RANK	LAST 10 GAMES	STRENGTH OF SCHEDULE	OPP. STRENGTH OF SCHEDULE	TEAM RPI	ADJ RPI	CONF. RPI	ADJ CONF. RPI	
Average RPI Loss:	164										
DIV. I ONLY	18-20-0	.47368	167	4-6-0	239	216	220	.46419	219	21	21
DIV. I NON-CONF.	13-13-0	.5	141	2-1-0	249	250	218	.46662	217	18	18
<hr/>											
TOTALS	RPI 1-25	RPI 26-50		W-L RECORDS		RPI 51-100		RPI 101-150		RPI 150+	
18-20-0	0-0-0	0-0-0		OVERALL		1-2-0		5-8-0		12-10-0	
5-9-0	0-0-0	0-0-0		HOME		0-1-0		0-6-0		5-2-0	
7-7-0	0-0-0	0-0-0		AWAY		1-1-0		3-1-0		3-5-0	
6-4-0	0-0-0	0-0-0		NEUTRAL		0-0-0		2-1-0		4-3-0	
13-13-0	0-0-0	0-0-0		NON-CONFERENCE		1-2-0		2-5-0		10-6-0	
3-5-0	0-0-0	0-0-0		HOME		0-1-0		0-3-0		3-1-0	
4-4-0	0-0-0	0-0-		AWAY		1-1-0		0-1-0		3-2-0	
6-4-0	0-0-0	0-0-0		NEUTRAL		0-0-0		2-1-0		4-3-0	
5-7-0	0-0-0	0-0-0		CONFERENCE		0-0-0		3-3-0		2-4-0	
2-4-0	0-0-0	0-0-0		HOME		0-0-0		0-3-0		2-1-0	
3-3-0	0-0-0	0-0-0		AWAY		0-0-0		3-0-0		0-3-0	
0-0-0	0-0-0	0-0-0		NEUTRAL		0-0-0		0-0-0		0-0-0	
RPI	S	Opponent	Score	RPI	S	Opponent	Score	RPI	S	Opponent	Score
						75 A Wright St.	1 6			123 A Marshall	9 12
						75 A Wright St.	4 3			123 N Marshall	11 10
						83 H Morehead St.	1 3			128 H Central Mich.	2 4
										128 H Central Mich.	2 6
										128 H Central Mich.	8 10
										132 A Ball St.	10 0
										132 A Ball St.	7 4
										132 A Ball St.	6 4
										140 H Butler	4 5
										140 H Butler	6 7
										140 H Butler	3 4
										140 N Butler	4 0
										140 N Butler	4 15
										162 A Ohio St.	0 3
										178 A Eastern Mich.	2 8
										178 A Eastern Mich.	11 12
										178 A Eastern Mich.	9 12
										183 N Alabama St.	6 12
										203 H Miami (OH)	3 2
										203 H Miami (OH)	1 3
										203 H Miami (OH)	9 5
										242 H Siena	2 4
										242 H Siena	7 4
										242 H Siena	6 4
										244 N SIUE	1 2
										244 N SIUE	2 1
										244 N SIUE	4 7

Non-Div. I Games: Shawnee St. 9 1

Ohio

RPI	S	Opponent	Score	
244	N	SIUE	6	4
250	A	Western Ky.	3	0
250	A	Western Ky.	3	0
250	A	Western Ky.	4	5
261	A	Youngstown St.	6	5
272	N	La Salle	10	2
272	N	La Salle	14	5
275	H	Dayton	5	2

O  
h  
i  
o

O  
h  
i  
o

[illegible]

**Non-Div. I Games:**

George Mason

George Mason

Average RPI Win: 219		WON-LOST	WINNING	LAST 10	STRENGTH OF		OPP. STRENGTH	TEAM	ADJ		CONF.	ADJ CONF.
Average RPI Loss: 162		RECORD	PCT. RANK	GAMES	SCHEDULE		OF SCHEDULE	RPI	RPI		RPI	RPI
DIV. I ONLY		20-19-0	.51282	134	4-6-0		244	221	222	.46372	221	27
DIV. I NON-CONF.		6-13-0	.31579	248	1-4-0		231	212	269	.42708	269	27
TOTALS		RPI 1-25	RPI 26-50		W-L RECORDS		RPI 51-100		RPI 101-150		RPI 150+	
20-19-0		0-0-0	2-0-0		OVERALL		3-4-0		1-4-0		14-11-0	
14-7-0		0-0-0	1-0-0		HOME		1-3-0		0-0-0		12-4-0	
6-8-0		0-0-0	1-0-0		AWAY		2-1-0		1-3-0		2-4-0	
0-4-0		0-0-0	0-0-0		NEUTRAL		0-0-0		0-1-0		0-3-0	
6-13-0		0-0-0	2-0-0		NON-CONFERENCE		0-1-0		1-4-0		3-8-0	
4-4-0		0-0-0	1-0-0		HOME		0-1-0		0-0-0		3-3-0	
2-5-0		0-0-0	1-0-		AWAY		0-0-0		1-3-0		0-2-0	
0-4-0		0-0-0	0-0-0		NEUTRAL		0-0-0		0-1-0		0-3-0	
14-6-0		0-0-0	0-0-0		CONFERENCE		3-3-0		0-0-0		11-3-0	
10-3-0		0-0-0	0-0-0		HOME		1-2-0		0-0-0		9-1-0	
4-3-0		0-0-0	0-0-0		AWAY		2-1-0		0-0-0		2-2-0	
0-0-0		0-0-0	0-0-0		NEUTRAL		0-0-0		0-0-0		0-0-0	
RPI S	Opponent	Score	RPI S	Opponent	Score	RPI S	Opponent	Score	RPI S	Opponent	Score	
45 A	Charlotte	12 6	78 H	Bethune-Cookman	5 10	105 N	Western Caro.	7 16				
45 H	Charlotte	6 5	78 H	Bethune-Cookman	4 10	126 A	Duke	2 10				
			78 H	Bethune-Cookman	6 5	138 A	Furman	3 7				
			84 H	Winthrop	4 11	138 A	Furman	11 10				
			91 A	Florida A&M	0 10	138 A	Furman	2 17				
			91 A	Florida A&M	4 3	152 H	High Point	5 9				
			91 A	Florida A&M	7 1	163 A	Davidson	1 12				
						163 A	Davidson	3 5				
						163 H	Davidson	0 6				
						176 H	Presbyterian	2 3				
						180 N	UNCG	4 5				
						225 A	Norfolk St.	4 3				
						225 H	Norfolk St.	7 12				
						229 N	James Madison	1 5				
						255 N	Richmond	1 3				
						263 A	N.C. Central	1 11				
						263 A	N.C. Central	8 6				
						263 A	N.C. Central	7 10				
						263 H	N.C. Central	8 7				
						263 H	N.C. Central	5 2				
						263 H	N.C. Central	4 3				
						287 H	Savannah St.	12 3				
						287 H	Savannah St.	2 1				
						287 H	Savannah St.	11 5				
						289 H	UMES	11 4				
						289 H	UMES	17 9				
						289 H	UMES	19 5				
LAST 10 GAMES			163 A	Davidson	3 5	263 H	N.C. Central	5 2	287 H	Savannah St.	2 1	
			163 A	Davidson	1 12	263 H	N.C. Central	4 3	287 H	Savannah St.	11 5	
			163 H	Davidson	0 6	263 H	N.C. Central	8 7	289 H	UMES	11 4	
			225 H	Norfolk St.	7 12	45 A	Charlotte	12 6	289 H	UMES	17 9	
			84 H	Winthrop	4 11	91 A	Florida A&M	0 10	289 H	UMES	19 5	

Non-Div. I Games:

N.C. A&amp;T



RPI	S	Opponent	Score	
297	H	Mt. St. Mary's	4	2
297	H	Mt. St. Mary's	14	7
297	H	Mt. St. Mary's	3	1

N.C. A&T

N  
.  
C  
.  
A  
&  
T

N  
.  
C  
.  
A  
&  
T

Average RPI Win:	258	WON-LOST RECORD	WINNING PCT. RANK	LAST 10 GAMES	STRENGTH OF SCHEDULE	OPP. STRENGTH OF SCHEDULE	TEAM RPI	ADJ RPI	CONF. RPI	ADJ CONF. RPI					
Average RPI Loss:	164														
DIV. I ONLY	23-12-0	.65714	45	8-1-0	290	284	205	.46371	222	31	31				
DIV. I NON-CONF.	2-7-0	.22222	271	0-0-0	94	58	238	.44334	245	31	31				
<hr/>															
TOTALS	RPI 1-25	RPI 26-50		W-L RECORDS		RPI 51-100		RPI 101-150		RPI 150+					
23-12-0	0-0-0	0-0-0		OVERALL		1-5-0		0-1-0		22-6-0					
10-5-0	0-0-0	0-0-0		HOME		1-2-0		0-0-0		9-3-0					
12-6-0	0-0-0	0-0-0		AWAY		0-3-0		0-1-0		12-2-0					
1-1-0	0-0-0	0-0-0		NEUTRAL		0-0-0		0-0-0		1-1-0					
<hr/>															
2-7-0	0-0-0	0-0-0		NON-CONFERENCE		1-5-0		0-1-0		1-1-0					
1-3-0	0-0-0	0-0-0		HOME		1-2-0		0-0-0		0-1-0					
1-4-0	0-0-0	0-0-		AWAY		0-3-0		0-1-0		1-0-0					
0-0-0	0-0-0	0-0-0		NEUTRAL		0-0-0		0-0-0		0-0-0					
<hr/>															
21-5-0	0-0-0	0-0-0		CONFERENCE		0-0-0		0-0-0		21-5-0					
9-2-0	0-0-0	0-0-0		HOME		0-0-0		0-0-0		9-2-0					
11-2-0	0-0-0	0-0-0		AWAY		0-0-0		0-0-0		11-2-0					
1-1-0	0-0-0	0-0-0		NEUTRAL		0-0-0		0-0-0		1-1-0					
<hr/>															
RPI	S	Opponent	Score	RPI	S	Opponent	Score	RPI	S	Opponent	Score				
						67	A	FGCU	4	6	141	A	New Orleans	2	16
						67	A	FGCU	1	5	183	A	Alabama St.	8	3
						67	A	FGCU	4	7	183	A	Alabama St.	4	2
						76	H	Jacksonville	1	7	183	A	Alabama St.	16	1
						83	H	Morehead St.	10	5	183	H	Alabama St.	7	15
						83	H	Morehead St.	1	3	183	H	Alabama St.	4	1
						183	H	Alabama St.	0	5	235	A	La.-Monroe	2	0
						235	H	La.-Monroe	2	10	269	H	Texas Southern	11	1
						269	H	Texas Southern	12	4	269	H	Texas Southern	15	0
						269	N	Texas Southern	15	0	283	A	Alcorn	6	9
						283	A	Alcorn	9	4	283	A	Alcorn	13	2
						283	H	Alcorn	11	6	283	H	Alcorn	16	4
				283	H	Alcorn	16	4	283	N	Alcorn	4	5		
				292	A	Alabama A&M	14	2	292	A	Alabama A&M	6	3		
				292	A	Alabama A&M	9	3	292	A	Alabama A&M	9	3		
				LAST 10 GAMES		295	A	Mississippi Val.	3	2	295	A	Mississippi Val.	5	3
						283	A	Alcorn	9	4	295	H	Mississippi Val.	13	6
						283	A	Alcorn	6	9	295	H	Mississippi Val.	9	2
						283	A	Alcorn	13	2	295	H	Mississippi Val.	9	2
				183	A	Alabama St.	8	3	292	A	Alabama A&M	9	3	295	H
183	A	Alabama St.	16	1											
<hr/>															
Non-Div. I Games:	Rust	17	4	Concordia (AL)	12	1	LeMoyne-Owen	14	1	Tougaloo	21	0			
	LeMoyne-Owen	17	2	Rust	9	2	Tougaloo	8	4	Concordia (AL)	Jackson St.	18	5		

**J a c k s o n s t .**

Jacksonson, S. T.

Jackson St.

Rider

Average RPI Win:	215	WON-LOST RECORD	WINNING PCT. RANK	LAST 10 GAMES	STRENGTH OF SCHEDULE	OPP. STRENGTH OF SCHEDULE	TEAM RPI	ADJ RPI	CONF. RPI	ADJ CONF. RPI	
Average RPI Loss:	158										
DIV. I ONLY	16-19-1	.45833	189	5-4-1	266	254	223	.46307	223	26	26
DIV. I NON-CONF.	8-12-1	.40476	208	0-1-1	274	126	223	.4627	223	25	25
<hr/>											
TOTALS	RPI 1-25	RPI 26-50		W-L RECORDS	RPI 51-100		RPI 101-150		RPI 150+		
16-19-1	0-0-0	0-4-0		OVERALL	1-0-0		2-1-0		13-14-1		
6-3-0	0-0-0	0-0-0		HOME	0-0-0		0-0-0		6-3-0		
9-15-1	0-0-0	0-4-0		AWAY	1-0-0		2-1-0		6-10-1		
1-1-0	0-0-0	0-0-0		NEUTRAL	0-0-0		0-0-0		1-1-0		
<hr/>											
8-12-1	0-0-0	0-4-0		NON-CONFERENCE	1-0-0		2-1-0		5-7-1		
2-1-0	0-0-0	0-0-0		HOME	0-0-0		0-0-0		2-1-0		
5-10-1	0-0-0	0-0-		AWAY	1-0-0		2-1-0		2-5-1		
1-1-0	0-0-0	0-0-0		NEUTRAL	0-0-0		0-0-0		1-1-0		
<hr/>											
8-7-0	0-0-0	0-0-0		CONFERENCE	0-0-0		0-0-0		8-7-0		
4-2-0	0-0-0	0-0-0		HOME	0-0-0		0-0-0		4-2-0		
4-5-0	0-0-0	0-0-0		AWAY	0-0-0		0-0-0		4-5-0		
0-0-0	0-0-0	0-0-0		NEUTRAL	0-0-0		0-0-0		0-0-0		
<hr/>											
RPI S	Opponent	Score	RPI S	Opponent	Score	RPI S	Opponent	Score	RPI S	Opponent	Score
			45 A	Charlotte	2 4	88 A	Rutgers	7 2	110 A	Georgia	3 9
			45 A	Charlotte	2 12				110 A	Georgia	11 4
			45 A	Charlotte	2 12				110 A	Georgia	8 3
			45 A	Charlotte	2 13				158 A	Delaware	4 3
									158 A	Delaware	5 8
									158 N	Delaware	6 21
									164 A	Canisius	0 7
									164 A	Canisius	0 9
									164 A	Canisius	3 4
									167 H	Fairfield	0 1
									167 H	Fairfield	1 9
									167 H	Fairfield	6 5
									172 A	Radford	5 11
									172 A	Radford	1 3
									172 A	Radford	0 18
									182 H	Niagara	6 5
									182 H	Niagara	2 1
									182 H	Niagara	2 1
									207 A	Princeton	7 7
									243 A	Campbell	5 7
									243 A	Campbell	12 7
			LAST 10 GAMES						266 A	Iona	4 6
			164 A	Canisius	0 9	182 H	Niagara	2 1	266 A	Iona	2 7
			164 A	Canisius	0 7	182 H	Niagara	2 1	266 A	Iona	10 8
			164 A	Canisius	3 4	277 H	Wagner	7 14	274 N	Delaware St.	4 2
			207 A	Princeton	7 7	299 A	Saint Peter's	7 0	277 H	Wagner	7 14
			182 H	Niagara	6 5	299 A	Saint Peter's	28 4	291 H	NJIT	8 1

Non-Div. I Games:

Rider

RPI	S	Opponent	Score	
294	H	Lafayette	2	0
299	A	Saint Peter's	15	1
299	A	Saint Peter's	7	0
299	A	Saint Peter's	28	4

Rider

R  
i  
d  
e  
r

R  
i  
d  
e  
r

Average RPI Win: 157		WON-LOST	WINNING	LAST 10	STRENGTH OF		OPP. STRENGTH	TEAM	ADJ	CONF.	ADJ CONF.
Average RPI Loss: 141		RECORD	PCT. RANK	GAMES	SCHEDULE		OF SCHEDULE	RPI	RPI	RPI	RPI
DIV. I ONLY		13-27-0	.325 264	5-5-0	101		199	224	.4621 224	19	19
DIV. I NON-CONF.		4-15-0	.21053 273	0-1-0	54		94	230	.45791 230	15	15
TOTALS		RPI 1-25	RPI 26-50		W-L RECORDS		RPI 51-100		RPI 101-150		RPI 150+
13-27-0	0-1-0	1-0-0		OVERALL		1-4-0		3-10-0		8-12-0	
9-11-0	0-0-0	1-0-0		HOME		0-1-0		2-6-0		6-4-0	
4-16-0	0-1-0	0-0-0		AWAY		1-3-0		1-4-0		2-8-0	
0-0-0	0-0-0	0-0-0		NEUTRAL		0-0-0		0-0-0		0-0-0	
4-15-0	0-1-0	1-0-0		NON-CONFERENCE		1-4-0		1-6-0		1-4-0	
2-6-0	0-0-0	1-0-0		HOME		0-1-0		1-4-0		0-1-0	
2-9-0	0-1-0	0-0-		AWAY		1-3-0		0-2-0		1-3-0	
0-0-0	0-0-0	0-0-0		NEUTRAL		0-0-0		0-0-0		0-0-0	
9-12-0	0-0-0	0-0-0		CONFERENCE		0-0-0		2-4-0		7-8-0	
7-5-0	0-0-0	0-0-0		HOME		0-0-0		1-2-0		6-3-0	
2-7-0	0-0-0	0-0-0		AWAY		0-0-0		1-2-0		1-5-0	
0-0-0	0-0-0	0-0-0		NEUTRAL		0-0-0		0-0-0		0-0-0	
RPI S	Opponent	Score		RPI S	Opponent	Score		RPI S	Opponent	Score	
15 A	Baylor	0 6		34 H	Utah	9 4		80 A	Saint Mary's (CA)	0 4	
								80 H	Saint Mary's (CA)	1 6	
								87 A	Sam Houston St.	5 4	
								87 A	Sam Houston St.	0 1	
								87 A	Sam Houston St.	2 8	

Non-Div. I Games:

Nevada

RPI	S	Opponent	Score
232	A	San Jose St.	5 <span style="background-color: red; color: white;">6</span>
232	A	San Jose St.	5 <span style="background-color: red; color: white;">6</span>
232	A	San Jose St.	6 <span style="background-color: red; color: white;">7</span>
232	H	San Jose St.	6 2
232	H	San Jose St.	5 4
232	H	San Jose St.	5 <span style="background-color: red; color: white;">6</span>

Nevada

Average RPI Win: 268		WON-LOST	WINNING	LAST 10	STRENGTH OF		OPP. STRENGTH	TEAM	ADJ	CONF.	ADJ CONF.
Average RPI Loss: 162		RECORD	PCT. RANK	GAMES	SCHEDULE		OF SCHEDULE	RPI	RPI	RPI	RPI
DIV. I ONLY		21-14-0	.6	76	284		281	225	.46123	225	27
DIV. I NON-CONF.		6-10-0	.375	227	242		162	249	.44114	249	27
TOTALS		RPI 1-25	RPI 26-50		W-L RECORDS		RPI 51-100		RPI 101-150		RPI 150+
21-14-0		0-0-0	0-3-0		OVERALL		0-2-0		1-1-0		20-8-0
10-7-0		0-0-0	0-0-0		HOME		0-1-0		1-0-0		9-6-0
11-7-0		0-0-0	0-3-0		AWAY		0-1-0		0-1-0		11-2-0
0-0-0		0-0-0	0-0-0		NEUTRAL		0-0-0		0-0-0		0-0-0
6-10-0		0-0-0	0-3-0		NON-CONFERENCE		0-2-0		1-1-0		5-4-0
4-4-0		0-0-0	0-0-0		HOME		0-1-0		1-0-0		3-3-0
2-6-0		0-0-0	0-0-		AWAY		0-1-0		0-1-0		2-1-0
0-0-0		0-0-0	0-0-0		NEUTRAL		0-0-0		0-0-0		0-0-0
15-4-0		0-0-0	0-0-0		CONFERENCE		0-0-0		0-0-0		15-4-0
6-3-0		0-0-0	0-0-0		HOME		0-0-0		0-0-0		6-3-0
9-1-0		0-0-0	0-0-0		AWAY		0-0-0		0-0-0		9-1-0
0-0-0		0-0-0	0-0-0		NEUTRAL		0-0-0		0-0-0		0-0-0
RPI S	Opponent	Score	RPI S	Opponent	Score	RPI S	Opponent	Score	RPI S	Opponent	Score
			48 A	Tennessee	2 10	90 A	VCU	2 5	120 A	William & Mary	1 6
			48 A	Tennessee	4 5	90 H	VCU	3 8	120 H	William & Mary	9 3
			48 A	Tennessee	2 5				182 H	Niagara	1 6
									182 H	Niagara	0 4
									182 H	Niagara	0 9
									221 A	N.C. A&T	12 7
									221 H	N.C. A&T	3 4
									234 A	Towson	8 0
									234 A	Towson	0 5
									255 A	Richmond	10 8
									264 H	Villanova	12 7
									264 H	Villanova	4 1
									264 H	Villanova	11 3
									274 A	Delaware St.	6 4
									274 A	Delaware St.	3 19
									274 A	Delaware St.	3 2
									274 H	Delaware St.	3 1
									274 H	Delaware St.	4 5
									274 H	Delaware St.	1 3
									289 A	UMES	7 1
									289 A	UMES	10 4
									289 A	UMES	11 9
									289 H	UMES	8 2
									289 H	UMES	11 1
									289 H	UMES	5 3
									290 A	Coppin St.	16 2
									290 A	Coppin St.	5 3
LAST 10 GAMES			290 H	Coppin St.	8 4	289 H	UMES	8 2	289 H	UMES	8 2
			290 H	Coppin St.	4 2	120 H	William & Mary	9 3	289 H	UMES	11 1
			221 A	N.C. A&T	12 7	274 A	Delaware St.	6 4	289 H	UMES	5 3
			289 H	UMES	5 3	274 A	Delaware St.	3 2	290 A	Coppin St.	16 2
			289 H	UMES	11 1	274 A	Delaware St.	3 19	290 A	Coppin St.	5 3

Non-Div. I Games:

Norfolk St.



RPI	S	Opponent	Score	
290	A	Coppin St.	7	5
290	H	Coppin St.	8	4
290	H	Coppin St.	4	2

Norfolk St.

N  
o  
r  
f  
o  
l  
k  
S  
t  
.

N  
o  
r  
f  
o  
l  
k  
S  
t  
.

A  
i  
r  
F  
o  
r  
c  
e

Air Force

RPI	S	Opponent	Score	
247	A	Northern Colo.	8	9
278	A	Omaha	1	0
278	H	Omaha	16	17
278	H	Omaha	24	5
279	H	Portland	11	3
279	H	Portland	11	10

A  
i  
r  
F  
o  
r  
c  
e

A  
i  
r  
F  
o  
r  
c  
e

Air Force

UNLV

UNLV

RPI	S	Opponent	Score	
278	H	Omaha	20	3
278	H	Omaha	2	8
278	H	Omaha	15	1
279	H	Portland	5	1

UNLV

U  
N  
L  
V

U  
N  
L  
V

Average RPI Win:		176	WON-LOST RECORD		WINNING PCT. RANK		LAST 10 GAMES		STRENGTH OF SCHEDULE		OPP. STRENGTH OF SCHEDULE		TEAM RPI		ADJ RPI		CONF. RPI		ADJ CONF. RPI				
DIV. I ONLY			12-26-0		.31579	265		3-7-0		67		150		228		.45968		228		10		10	
DIV. I NON-CONF.			9-17-0		.34615	240		2-2-0		86		154		234		.4558		234		13		13	
TOTALS		RPI 1-25		RPI 26-50				W-L RECORDS				RPI 51-100				RPI 101-150				RPI 150+			
12-26-0		0-3-0		0-3-0				OVERALL				2-8-0				2-8-0				8-4-0			
10-16-0		0-2-0		0-3-0				HOME				1-4-0				2-3-0				7-4-0			
2-10-0		0-1-0		0-0-0				AWAY				1-4-0				0-5-0				1-0-0			
0-0-0		0-0-0		0-0-0				NEUTRAL				0-0-0				0-0-0				0-0-0			
9-17-0		0-3-0		0-0-0				NON-CONFERENCE				1-6-0				2-5-0				6-3-0			
8-12-0		0-2-0		0-0-0				HOME				1-4-0				2-3-0				5-3-0			
1-5-0		0-1-0		0-0-				AWAY				0-2-0				0-2-0				1-0-0			
0-0-0		0-0-0		0-0-0				NEUTRAL				0-0-0				0-0-0				0-0-0			
3-9-0		0-0-0		0-3-0				CONFERENCE				1-2-0				0-3-0				2-1-0			
2-4-0		0-0-0		0-3-0				HOME				0-0-0				0-0-0				2-1-0			
1-5-0		0-0-0		0-0-0				AWAY				1-2-0				0-3-0				0-0-0			
0-0-0		0-0-0		0-0-0				NEUTRAL				0-0-0				0-0-0				0-0-0			
RPI	S	Opponent		Score		RPI	S	Opponent		Score		RPI	S	Opponent		Score		RPI	S	Opponent		Score	
14	H	Virginia		6	10	37	H	Mercer		5	6	61	H	Liberty		1	9	105	A	Western Caro.		0	6
21	A	South Carolina		5	12	37	H	Mercer		1	2	64	H	Kansas		5	7	105	A	Western Caro.		3	4
21	H	South Carolina		1	15	37	H	Mercer		3	5	66	H	Coastal Caro.		6	9	105	A	Western Caro.		1	14
												79	A	Ga. Southern		0	1	113	H	Dartmouth		2	7
												79	H	Ga. Southern		3	7	113	H	Dartmouth		8	7
												84	A	Winthrop		4	6	113	H	Dartmouth		5	4
												84	H	Winthrop		34	8	113	H	Dartmouth		9	10
												99	A	Samford		4	7	144	A	Col. of Charleston		2	3
												99	A	Samford		0	1	144	A	Col. of Charleston		1	3
												99	A	Samford		8	6	144	H	Col. of Charleston		1	10
																		176	H	Presbyterian		9	8
																		191	H	VMI		3	0
																		191	H	VMI		4	2
																		191	H	VMI		1	4
																		192	A	Charleston So.		8	6
																		192	H	Charleston So.		8	5
																		213	H	Stetson		6	9
																		213	H	Stetson		5	1
																		213	H	Stetson		2	9
																		274	H	Delaware St.		1	7
																		274	H	Delaware St.		6	5
																		274	H	Delaware St.		4	0
LAST 10 GAMES																							
						37	H	Mercer		1	2	99	A	Samford		8	6						
						37	H	Mercer		3	5	99	A	Samford		0	1						
						37	H	Mercer		5	6	84	A	Winthrop		4	6						
						192	H	Charleston So.		8	5	66	H	Coastal Caro.		6	9						
						99	A	Samford		4	7	192	A	Charleston So.		8	6						

Non-Div. I Games:

The Citadel

Average RPI Win:		209	WON-LOST RECORD		WINNING PCT. RANK		LAST 10 GAMES		STRENGTH OF SCHEDULE		OPP. STRENGTH OF SCHEDULE		TEAM RPI		ADJ RPI		CONF. RPI		ADJ CONF. RPI			
Average RPI Loss:		141																				
DIV. I ONLY			18-21-0		.46154	181	1-9-0		238		196		229		.45937	229	22		22			
DIV. I NON-CONF.			15-9-0		.625	68	1-2-0		272		246		191		.4824	191	23		23			
TOTALS		RPI 1-25		RPI 26-50		W-L RECORDS		RPI 51-100		RPI 101-150		RPI 150+										
18-21-0		0-1-0		1-2-0		OVERALL		1-2-0		1-5-0		15-11-0										
11-8-0		0-0-0		0-0-0		HOME		0-1-0		1-2-0		10-5-0										
5-12-0		0-1-0		1-1-0		AWAY		1-1-0		0-3-0		3-6-0										
2-1-0		0-0-0		0-1-0		NEUTRAL		0-0-0		0-0-0		2-0-0										
15-9-0		0-1-0		1-2-0		NON-CONFERENCE		1-2-0		0-0-0		13-4-0										
8-5-0		0-0-0		0-0-0		HOME		0-1-0		0-0-0		8-4-0										
5-3-0		0-1-0		1-0-		AWAY		1-1-0		0-0-0		3-0-0										
2-1-0		0-0-0		0-1-0		NEUTRAL		0-0-0		0-0-0		2-0-0										
3-12-0		0-0-0		0-0-0		CONFERENCE		0-0-0		1-5-0		2-7-0										
3-3-0		0-0-0		0-0-0		HOME		0-0-0		1-2-0		2-1-0										
0-9-0		0-0-0		0-0-0		AWAY		0-0-0		0-3-0		0-6-0										
0-0-0		0-0-0		0-0-0		NEUTRAL		0-0-0		0-0-0		0-0-0										
RPI	S	Opponent		Score		RPI	S	Opponent		Score		RPI	S	Opponent		Score						
14	A	Virginia		2	7	32	N	St. John's (NY)		1	13	61	A	Liberty		1	5	120	A	William & Mary	6	7
						35	A	Old Dominion		4	3	61	H	Liberty		1	26	120	A	William & Mary	8	14
						35	A	Old Dominion		8	9	66	A	Coastal Caro.		11	3	120	A	William & Mary	7	8
																		144	H	Col. of Charleston	4	8
																		144	H	Col. of Charleston	11	12
																		144	H	Col. of Charleston	6	5
																		157	A	Elon	2	9
																		157	A	Elon	1	7
																		157	A	Elon	0	3
																		158	H	Delaware	6	5
																		158	H	Delaware	2	10
																		158	H	Delaware	12	8
																		159	A	Wofford	5	1
																		191	H	VMI	1	6
																		193	A	UNCW	2	6
																		193	A	UNCW	1	4
																		193	A	UNCW	5	7
																		195	N	UNC Asheville	25	9
																		200	H	Buffalo	9	4
																		200	H	Buffalo	14	6
																		200	H	Buffalo	8	13
																		220	H	George Mason	6	7
																		221	N	N.C. A&T	5	1
																		254	A	Longwood	4	3
																		255	H	Richmond	9	7
																		265	A	USC Upstate	2	1
																		290	H	Coppin St.	16	2
LAST 10 GAMES																						
						120	A	William & Mary		6	7	193	A	UNCW		5	7	221	N	N.C. A&T	5	1
						120	A	William & Mary		7	8	193	A	UNCW		2	6	254	A	Longwood	4	3
						120	A	William & Mary		8	14	255	H	Richmond		9	7	255	H	Richmond	9	7
						14	A	Virginia		2	7	61	H	Liberty		1	26	265	A	USC Upstate	2	1
						193	A	UNCW		1	4	144	H	Col. of Charleston		11	12	290	H	Coppin St.	16	2

Non-Div. I Games:

James Madison

RPI	S	Opponent	Score	
290	H	Coppin St.	12	1
291	H	NJIT	20	6
291	H	NJIT	9	8
291	H	NJIT	5	11
291	H	NJIT	14	2

James Madison

J  
a  
m  
e  
s  
M  
a  
d  
i  
s  
o  
n

J  
a  
m  
e  
s  
M  
a  
d  
i  
s  
o  
n



Average RPI Win:	182	WON-LOST RECORD	WINNING PCT. RANK	LAST 10 GAMES	STRENGTH OF SCHEDULE	OPP. STRENGTH OF SCHEDULE	TEAM RPI	ADJ RPI	CONF. RPI	ADJ CONF. RPI		
DIV. I ONLY		15-26-0	.36585	243	4-6-0	135	201	230	.45848	230	9	9
DIV. I NON-CONF.		9-14-0	.3913	214	2-1-0	104	268	208	.47153	207	10	10
<hr/>												
TOTALS	RPI 1-25	RPI 26-50		W-L RECORDS		RPI 51-100		RPI 101-150		RPI 150+		
15-26-0	0-0-0	0-7-0		OVERALL		0-5-0		8-10-0		7-4-0		
11-12-0	0-0-0	0-4-0		HOME		0-1-0		5-5-0		6-2-0		
3-14-0	0-0-0	0-3-0		AWAY		0-4-0		2-5-0		1-2-0		
1-0-0	0-0-0	0-0-0		NEUTRAL		0-0-0		1-0-0		0-0-0		
<hr/>												
9-14-0	0-0-0	0-4-0		NON-CONFERENCE		0-5-0		5-4-0		4-1-0		
7-4-0	0-0-0	0-1-0		HOME		0-1-0		3-1-0		4-1-0		
1-10-0	0-0-0	0-0-		AWAY		0-4-0		1-3-0		0-0-0		
1-0-0	0-0-0	0-0-0		NEUTRAL		0-0-0		1-0-0		0-0-0		
<hr/>												
6-12-0	0-0-0	0-3-0		CONFERENCE		0-0-0		3-6-0		3-3-0		
4-8-0	0-0-0	0-3-0		HOME		0-0-0		2-4-0		2-1-0		
2-4-0	0-0-0	0-0-0		AWAY		0-0-0		1-2-0		1-2-0		
0-0-0	0-0-0	0-0-0		NEUTRAL		0-0-0		0-0-0		0-0-0		
<hr/>												
RPI	S	Opponent	Score	RPI	S	Opponent	Score	RPI	S	Opponent	Score	
				38	A	Oklahoma	5 10	60	A	Missouri	8 11	
				39	A	Louisiana Tech	2 4	96	A	Oral Roberts	3 4	
				39	H	Louisiana Tech	6 10	96	A	Oral Roberts	4 10	
				44	A	Ole Miss	4 5	96	A	Oral Roberts	3 8	
				50	H	Louisiana	3 5	96	H	Oral Roberts	1 8	
				50	H	Louisiana	4 9					
				50	H	Louisiana	4 7					

Non-Div. I Games:

Little Rock

RPI	S	Opponent	Score	
298	H	Fort Wayne	9	5
298	H	Fort Wayne	5	1

Little Rock

L  
i  
t  
t  
l  
e  
R  
o  
c  
k

L  
i  
t  
t  
l  
e  
R  
o  
c  
k

Average RPI Win:	187	WON-LOST	WINNING	LAST 10	STRENGTH OF	OPP. STRENGTH	TEAM	ADJ	CONF.	ADJ CONF.			
Average RPI Loss:	116	RECORD	PCT. RANK	GAMES	SCHEDULE	OF SCHEDULE	RPI	RPI	RPI	RPI			
DIV. I ONLY	13-25-0	.34211	252	1-9-0	108	209	231	.45845	231	12	12		
DIV. I NON-CONF.	11-9-0	.55	114	1-1-0	236	256	215	.46799	214	11	11		
<hr/>													
TOTALS	RPI 1-25	RPI 26-50		W-L RECORDS		RPI 51-100		RPI 101-150		RPI 150+			
13-25-0	0-0-0	0-0-0		OVERALL		0-15-0		5-2-0		8-8-0			
12-8-0	0-0-0	0-0-0		HOME		0-3-0		4-0-0		8-5-0			
1-17-0	0-0-0	0-0-0		AWAY		0-12-0		1-2-0		0-3-0			
0-0-0	0-0-0	0-0-0		NEUTRAL		0-0-0		0-0-0		0-0-0			
<hr/>													
11-9-0	0-0-0	0-0-0		NON-CONFERENCE		0-0-0		5-2-0		6-7-0			
10-4-0	0-0-0	0-0-0		HOME		0-0-0		4-0-0		6-4-0			
1-5-0	0-0-0	0-0-		AWAY		0-0-0		1-2-0		0-3-0			
0-0-0	0-0-0	0-0-0		NEUTRAL		0-0-0		0-0-0		0-0-0			
<hr/>													
2-16-0	0-0-0	0-0-0		CONFERENCE		0-15-0		0-0-0		2-1-0			
2-4-0	0-0-0	0-0-0		HOME		0-3-0		0-0-0		2-1-0			
0-12-0	0-0-0	0-0-0		AWAY		0-12-0		0-0-0		0-0-0			
0-0-0	0-0-0	0-0-0		NEUTRAL		0-0-0		0-0-0		0-0-0			
<hr/>													
RPI	S	Opponent	Score	RPI	S	Opponent	Score	RPI	S	Opponent	Score		
				58 H BYU				1	12	106 A San Diego St.		5	1
				58 H BYU				0	6	106 A San Diego St.		0	11
				58 H BYU				2	5	106 A San Diego St.		5	11
				59 A San Diego				4	10	121 H Washington St.		14	8
				59 A San Diego				0	1	139 H Cal Poly		16	0
				59 A San Diego				5	9	139 H Cal Poly		2	0
				68 A Gonzaga				4	9	139 H Cal Poly		8	3
				68 A Gonzaga				0	4	166 H Pepperdine		6	7
				68 A Gonzaga				0	9	166 H Pepperdine		4	1
				74 A Loyola Marymount				4	5	166 H Pepperdine		11	5
				74 A Loyola Marymount				7	8	174 A Fresno St.		4	10
				74 A Loyola Marymount				6	15	174 H Fresno St.		12	11
				80 A Saint Mary's (CA)				2	3	204 H Penn St.		6	1
				80 A Saint Mary's (CA)				9	15	204 H Penn St.		4	11
				80 A Saint Mary's (CA)				1	5	204 H Penn St.		2	11
										205 A Sacramento St.		1	9
										205 H Sacramento St.		2	5
										232 A San Jose St.		2	9
										232 H San Jose St.		12	10
										281 H Seattle U		13	4
						281 H Seattle U		4	17				
						281 H Seattle U		7	5				
						281 H Seattle U		4	3				
<hr/>													
				LAST 10 GAMES									
205 H Sacramento St.				2	5	59 A San Diego				4	10		
80 A Saint Mary's (CA)				2	3	59 A San Diego				0	1		
80 A Saint Mary's (CA)				1	5	59 A San Diego				5	9		
80 A Saint Mary's (CA)				9	15	58 H BYU				2	5		
174 H Fresno St.				12	11	58 H BYU				1	12		

Non-Div. I Games:

Pacific

Average RPI Win:		186	WON-LOST RECORD		WINNING PCT. RANK		LAST 10 GAMES		STRENGTH OF SCHEDULE		OPP. STRENGTH OF SCHEDULE		TEAM RPI		ADJ RPI		CONF. RPI		ADJ CONF. RPI					
DIV. I ONLY			14-24-1		.37179		240		2-7-1		176		111		232		.45783		232		19		19	
DIV. I NON-CONF.			7-12-0		.36842		231		1-2-0		129		73		205		.47254		204		15		15	
TOTALS		RPI 1-25		RPI 26-50		W-L RECORDS		RPI 51-100		RPI 101-150		RPI 150+												
14-24-1		0-1-0		1-7-1		OVERALL		3-1-0		0-3-0		10-12-0												
12-7-1		0-1-0		1-1-1		HOME		3-0-0		0-0-0		8-5-0												
2-17-0		0-0-0		0-6-0		AWAY		0-1-0		0-3-0		2-7-0												
0-0-0		0-0-0		0-0-0		NEUTRAL		0-0-0		0-0-0		0-0-0												
7-12-0		0-1-0		0-4-0		NON-CONFERENCE		3-1-0		0-0-0		4-6-0												
6-3-0		0-1-0		0-1-0		HOME		3-0-0		0-0-0		3-1-0												
1-9-0		0-0-0		0-0-		AWAY		0-1-0		0-0-0		1-5-0												
0-0-0		0-0-0		0-0-0		NEUTRAL		0-0-0		0-0-0		0-0-0												
7-12-1		0-0-0		1-3-1		CONFERENCE		0-0-0		0-3-0		6-6-0												
6-4-1		0-0-0		1-0-1		HOME		0-0-0		0-0-0		5-4-0												
1-8-0		0-0-0		0-3-0		AWAY		0-0-0		0-3-0		1-2-0												
0-0-0		0-0-0		0-0-0		NEUTRAL		0-0-0		0-0-0		0-0-0												
RPI	S	Opponent		Score		RPI	S	Opponent		Score		RPI	S	Opponent		Score								
19	H	Stanford		3	9	31	H	Michigan		2	6	58	H	BYU		3	2	106	A	San Diego St.		3	7	
						33	A	Cal St. Fullerton		1	6	58	H	BYU		4	2	106	A	San Diego St.		4	5	
						40	A	New Mexico		8	16	80	A	Saint Mary's (CA)		6	11	106	A	San Diego St.		1	5	
						40	A	New Mexico		3	8	80	H	Saint Mary's (CA)		6	5	151	A	Hawaii		1	14	
						40	A	New Mexico		1	11							151	A	Hawaii		4	5	
						40	H	New Mexico		2	1							151	A	Hawaii		2	6	
						40	H	New Mexico		5	5							151	A	Hawaii		7	8	
						49	A	UCLA		2	3							224	A	Nevada		2	6	
						49	A	UCLA		1	10							224	A	Nevada		4	5	
																		224	A	Nevada		6	5	
																		224	H	Nevada		6	5	
																		224	H	Nevada		7	6	
																		224	H	Nevada		6	5	
																		226	H	Air Force		7	9	
																		226	H	Air Force		5	9	
																		226	H	Air Force		6	12	
																		227	H	UNLV		9	5	
																		227	H	UNLV		1	7	
																		227	H	UNLV		6	5	
																		231	A	Pacific		10	12	
																		231	H	Pacific		9	2	
																		247	H	Northern Colo.		0	1	
																		247	H	Northern Colo.		5	4	
																		268	A	Santa Clara		13	8	
																		268	H	Santa Clara		4	2	
LAST 10 GAMES																								
						80	H	Saint Mary's (CA)		6	5	224	A	Nevada		2	6	247	H	Northern Colo.		5	4	
						226	H	Air Force		5	9	224	A	Nevada		4	5	268	A	Santa Clara		13	8	
						226	H	Air Force		7	9	224	A	Nevada		6	5	268	H	Santa Clara		4	2	
						226	H	Air Force		6	12	19	H	Stanford		3	9							
						80	A	Saint Mary's (CA)		6	11	40	H	New Mexico		5	5							

Non-Div. I Games:

San Jose St.

Average RPI Win:		240	WON-LOST RECORD		WINNING PCT. RANK		LAST 10 GAMES		STRENGTH OF SCHEDULE		OPP. STRENGTH OF SCHEDULE		TEAM RPI		ADJ RPI		CONF. RPI		ADJ CONF. RPI				
Average RPI Loss:		141	18-18-0		.5 145		5-5-0		255		253		233		.45586 233		24		24				
DIV. I ONLY			11-11-0		.5 141		1-2-0		260		269		232		.45728 232		24		24				
DIV. I NON-CONF.																							
TOTALS		RPI 1-25		RPI 26-50		W-L RECORDS		RPI 51-100		RPI 101-150		RPI 150+											
18-18-0		0-3-0		0-0-0		OVERALL		0-3-0		1-3-0		17-9-0											
13-6-0		0-0-0		0-0-0		HOME		0-3-0		0-1-0		13-2-0											
4-9-0		0-3-0		0-0-0		AWAY		0-0-0		1-2-0		3-4-0											
1-3-0		0-0-0		0-0-0		NEUTRAL		0-0-0		0-0-0		1-3-0											
11-11-0		0-3-0		0-0-0		NON-CONFERENCE		0-0-0		1-3-0		10-5-0											
8-2-0		0-0-0		0-0-0		HOME		0-0-0		0-1-0		8-1-0											
2-6-0		0-3-0		0-0-		AWAY		0-0-0		1-2-0		1-1-0											
1-3-0		0-0-0		0-0-0		NEUTRAL		0-0-0		0-0-0		1-3-0											
7-7-0		0-0-0		0-0-0		CONFERENCE		0-3-0		0-0-0		7-4-0											
5-4-0		0-0-0		0-0-0		HOME		0-3-0		0-0-0		5-1-0											
2-3-0		0-0-0		0-0-0		AWAY		0-0-0		0-0-0		2-3-0											
0-0-0		0-0-0		0-0-0		NEUTRAL		0-0-0		0-0-0		0-0-0											
RPI	S	Opponent		Score		RPI	S	Opponent		Score		RPI	S	Opponent		Score		RPI	S	Opponent		Score	
23	A	Long Beach St.		0	6					90	H	VCU	2	3	127	A	Houston Baptist	6	7				
23	A	Long Beach St.		1	7					90	H	VCU	3	4	127	A	Houston Baptist	5	13				
23	A	Long Beach St.		4	8					90	H	VCU	0	3	127	A	Houston Baptist	4	3				
															150	H	Columbia	1	6				
															164	N	Canisius	1	2				
															164	N	Canisius	0	4				
															164	N	Canisius	3	5				
															164	N	Canisius	6	5				
															165	A	Saint Louis	7	1				
															165	A	Saint Louis	0	10				
															167	A	Fairfield	3	6				
															214	H	Albany (NY)	7	3				
															220	A	George Mason	0	2				
															220	A	George Mason	4	8				
															220	A	George Mason	6	5				
															242	A	Siena	11	3				
															248	H	Saint Joseph's	5	0				
															248	H	Saint Joseph's	4	3				
															248	H	Saint Joseph's	2	1				
															256	H	Manhattan	2	4				
															256	H	Manhattan	8	4				
															259	H	Sacred Heart	8	1				
															259	H	Sacred Heart	2	1				
															259	H	Sacred Heart	1	0				
															266	H	Iona	10	3				
															272	H	La Salle	4	3				
															272	H	La Salle	5	2				
LAST 10 GAMES																							
				90	H	VCU	3	4	248	H	Saint Joseph's	2	1	259	H	Sacred Heart	2	1					
				90	H	VCU	0	3	248	H	Saint Joseph's	5	0	259	H	Sacred Heart	1	0					
				90	H	VCU	2	3	248	H	Saint Joseph's	4	3	266	H	Iona	10	3					
				150	H	Columbia	1	6	242	A	Siena	11	3	272	H	La Salle	4	3					
				167	A	Fairfield	3	6	165	A	Saint Louis	7	1	272	H	La Salle	5	2					

Non-Div. I Games:

Fordham

RPI	S	Opponent	Score	
272	H	La Salle	6	7
299	H	Saint Peter's	5	2
299	H	Saint Peter's	7	5

Fordham

F  
o  
r  
d  
h  
a  
m

F  
o  
r  
d  
h  
a  
m

T  
O  
W  
S  
O  
n

Towson

RPI	S	Opponent	Score	
274	H	Delaware St.	7	6
277	H	Wagner	6	3
277	H	Wagner	2	1
277	H	Wagner	3	2
289	A	UMES	4	10
290	H	Coppin St.	7	5

Towson

T  
O  
W  
S  
O  
N

T  
O  
W  
S  
O  
N



Average RPI Win: 190		WON-LOST	WINNING	LAST 10	STRENGTH OF		OPP. STRENGTH	TEAM	ADJ	CONF.	ADJ CONF.						
Average RPI Loss: 127		RECORD	PCT. RANK	GAMES	SCHEDULE		OF SCHEDULE	RPI	RPI	RPI	RPI						
DIV. I ONLY		11-30-0	.26829	279	2-8-0		111	168	235	.4558	235	9	9				
DIV. I NON-CONF.		6-17-0	.26087	263	1-0-0		113	189	233	.45595	233	10	10				
-----																	
TOTALS		RPI 1-25		RPI 26-50		W-L RECORDS		RPI 51-100		RPI 101-150		RPI 150+					
11-30-0		0-4-0		0-1-0		OVERALL		2-7-0		0-3-0		9-15-0					
5-11-0		0-1-0		0-0-0		HOME		0-3-0		0-3-0		5-4-0					
6-19-0		0-3-0		0-1-0		AWAY		2-4-0		0-0-0		4-11-0					
0-0-0		0-0-0		0-0-0		NEUTRAL		0-0-0		0-0-0		0-0-0					
6-17-0		0-4-0		0-1-0		NON-CONFERENCE		1-2-0		0-0-0		5-10-0					
3-4-0		0-1-0		0-0-0		HOME		0-0-0		0-0-0		3-3-0					
3-13-0		0-3-0		0-0-		AWAY		1-2-0		0-0-0		2-7-0					
0-0-0		0-0-0		0-0-0		NEUTRAL		0-0-0		0-0-0		0-0-0					
5-13-0		0-0-0		0-0-0		CONFERENCE		1-5-0		0-3-0		4-5-0					
2-7-0		0-0-0		0-0-0		HOME		0-3-0		0-3-0		2-1-0					
3-6-0		0-0-0		0-0-0		AWAY		1-2-0		0-0-0		2-4-0					
0-0-0		0-0-0		0-0-0		NEUTRAL		0-0-0		0-0-0		0-0-0					
RPI	S	Opponent		Score		RPI	S	Opponent		Score		RPI	S	Opponent		Score	
12	A	Arkansas		3	12	39	A	Louisiana Tech		3	12	52	H	South Ala.		1	4
12	A	Arkansas		2	11							52	H	South Ala.		2	14
22	A	McNeese		5	14							52	H	South Ala.		3	8
22	H	McNeese		4	32							56	A	DBU		4	12
												56	A	DBU		8	3
												56	A	DBU		0	11
												79	A	Ga. Southern		0	9
												79	A	Ga. Southern		3	9
												79	A	Ga. Southern		5	4
														175 H Southern Ill.		6	2
														175 H Southern Ill.		4	3
														175 H Southern Ill.		0	9
														186 A Arkansas St.		6	12
														186 A Arkansas St.		5	3
														186 A Arkansas St.		3	8
														190 A Alabama		2	6
														190 A Alabama		3	4
														190 A Alabama		3	10
														194 A UAB		2	3
														194 A UAB		3	4
														194 A UAB		3	4
														217 A Northwestern St.		4	5
														217 H Northwestern St.		2	11
														222 A Jackson St.		10	2
														222 H Jackson St.		0	2
LAST 10 GAMES														230 H Little Rock		6	4
														230 H Little Rock		1	5
														230 H Little Rock		7	1
														282 A Grambling		4	3
														282 H Grambling		7	1

Non-Div. I Games:

La.-Monroe

Average RPI Win:	246	WON-LOST	WINNING	LAST 10	STRENGTH OF	OPP. STRENGTH	TEAM	ADJ	CONF.	ADJ CONF.	
Average RPI Loss:	149	RECORD	PCT. RANK	GAMES	SCHEDULE	OF SCHEDULE	RPI	RPI	RPI	RPI	
DIV. I ONLY	12-19-0	.3871	232	3-7-0	222	272	236	.45461	236	29	30
DIV. I NON-CONF.	3-10-0	.23077	269	0-2-0	159	134	241	.44607	240	29	29
<hr/>											
TOTALS	RPI 1-25	RPI 26-50		W-L RECORDS		RPI 51-100		RPI 101-150		RPI 150+	
12-19-0	0-0-0	1-2-0		OVERALL		1-7-0		0-1-0		10-9-0	
4-2-0	0-0-0	0-0-0		HOME		1-2-0		0-0-0		3-0-0	
6-13-0	0-0-0	1-2-0		AWAY		0-5-0		0-1-0		5-5-0	
2-4-0	0-0-0	0-0-0		NEUTRAL		0-0-0		0-0-0		2-4-0	
<hr/>											
3-10-0	0-0-0	1-2-0		NON-CONFERENCE		0-2-0		0-1-0		2-5-0	
0-0-0	0-0-0	0-0-0		HOME		0-0-0		0-0-0		0-0-0	
1-6-0	0-0-0	1-0-		AWAY		0-2-0		0-1-0		0-1-0	
2-4-0	0-0-0	0-0-0		NEUTRAL		0-0-0		0-0-0		2-4-0	
<hr/>											
9-9-0	0-0-0	0-0-0		CONFERENCE		1-5-0		0-0-0		8-4-0	
4-2-0	0-0-0	0-0-0		HOME		1-2-0		0-0-0		3-0-0	
5-7-0	0-0-0	0-0-0		AWAY		0-3-0		0-0-0		5-4-0	
0-0-0	0-0-0	0-0-0		NEUTRAL		0-0-0		0-0-0		0-0-0	
<hr/>											
RPI	S	Opponent	Score	RPI	S	Opponent	Score	RPI	S	Opponent	Score
43	A	Oklahoma St.	2 1	62	A	Minnesota	2 5	103	A	Iowa	3 4
43	A	Oklahoma St.	3 8	62	A	Minnesota	5 7	171	A	Creighton	5 6
43	A	Oklahoma St.	3 6	96	A	Oral Roberts	5 11	189	N	Maine	0 6
				96	A	Oral Roberts	6 7	189	N	Maine	3 4
				96	A	Oral Roberts	2 6	199	N	Central Conn. St.	4 6
				96	H	Oral Roberts	6 8	199	N	Central Conn. St.	6 15
				96	H	Oral Roberts	5 2	249	N	Northern Ill.	7 2
				96	H	Oral Roberts	5 14	270	A	Western Ill.	13 5
								270	A	Western Ill.	2 7
								270	A	Western Ill.	4 8
								276	A	North Dakota St.	1 4
								276	A	North Dakota St.	1 0
								276	A	North Dakota St.	1 4
								278	A	Omaha	5 2
								278	A	Omaha	15 0
								278	A	Omaha	13 4
								284	N	Chicago St.	3 1
								298	H	Fort Wayne	12 2
								298	H	Fort Wayne	1 0
								298	H	Fort Wayne	10 6
LAST 10 GAMES				LAST 10 GAMES				LAST 10 GAMES			
96	H	Oral Roberts	5 14	270	A	Western Ill.	4 8				
96	H	Oral Roberts	5 2	270	A	Western Ill.	2 7				
96	H	Oral Roberts	6 8	171	A	Creighton	5 6				
62	A	Minnesota	2 5	276	A	North Dakota St.	1 0				
270	A	Western Ill.	13 5	276	A	North Dakota St.	1 4				
<hr/>											
Non-Div. I Games:	Minn.-Crookston	8 4	Dakota Wesleyan	1 0	Waldorf	5 3	Waldorf	10 4	South Dakota St.		

Average RPI Win: 162		WON-LOST	WINNING	LAST 10	STRENGTH OF		OPP. STRENGTH	TEAM	ADJ	CONF.	ADJ CONF.
Average RPI Loss: 145		RECORD	PCT. RANK	GAMES	SCHEDULE		OF SCHEDULE	RPI	RPI	RPI	RPI
DIV. I ONLY		12-21-0	.36364	245	3-7-0		173	208	237	.45459	237
DIV. I NON-CONF.		7-10-0	.41176	204	1-1-0		85	214	174	.48712	174
TOTALS		RPI 1-25	RPI 26-50		W-L RECORDS		RPI 51-100		RPI 101-150		RPI 150+
12-21-0	0-0-0	0-3-0		OVERALL		0-1-0		6-6-0		6-11-0	
8-8-0	0-0-0	0-0-0		HOME		0-0-0		3-3-0		5-5-0	
4-13-0	0-0-0	0-3-0		AWAY		0-1-0		3-3-0		1-6-0	
0-0-0	0-0-0	0-0-0		NEUTRAL		0-0-0		0-0-0		0-0-0	
7-10-0	0-0-0	0-3-0		NON-CONFERENCE		0-1-0		3-1-0		4-5-0	
6-2-0	0-0-0	0-0-0		HOME		0-0-0		3-1-0		3-1-0	
1-8-0	0-0-0	0-0-		AWAY		0-1-0		0-0-0		1-4-0	
0-0-0	0-0-0	0-0-0		NEUTRAL		0-0-0		0-0-0		0-0-0	
5-11-0	0-0-0	0-0-0		CONFERENCE		0-0-0		3-5-0		2-6-0	
2-6-0	0-0-0	0-0-0		HOME		0-0-0		0-2-0		2-4-0	
3-5-0	0-0-0	0-0-0		AWAY		0-0-0		3-3-0		0-2-0	
0-0-0	0-0-0	0-0-0		NEUTRAL		0-0-0		0-0-0		0-0-0	
RPI S	Opponent	Score	RPI S	Opponent	Score	RPI S	Opponent	Score	RPI S	Opponent	Score
			46 A	Texas A&M	4 6	55 A	Rhode Island	2 5	113 A	Dartmouth	1 3
			46 A	Texas A&M	1 5				113 A	Dartmouth	1 7
			46 A	Texas A&M	2 3				113 A	Dartmouth	9 8
									113 A	Dartmouth	1 5
									118 A	Cornell	8 1
									118 A	Cornell	7 4
									134 H	Bryant	2 7
									134 H	Bryant	5 3
									134 H	Bryant	5 4
									134 H	Bryant	4 3
									150 H	Columbia	5 9
									150 H	Columbia	1 3
									156 A	UMass Lowell	8 7
									156 A	UMass Lowell	0 3
									160 A	Nicholls St.	1 3
									160 A	Nicholls St.	1 4
									160 A	Nicholls St.	3 4
									185 H	Penn	8 6
									185 H	Penn	2 4
									207 A	Princeton	5 11
									207 A	Princeton	2 3
									208 H	Harvard	7 3
									208 H	Harvard	2 3
									208 H	Harvard	6 7
									208 H	Harvard	3 4
									214 H	Albany (NY)	13 5
									215 H	Georgetown	2 3
LAST 10 GAMES			208 H	Harvard	3 4	156 A	UMass Lowell	0 3	208 H	Harvard	2 3
			208 H	Harvard	6 7	113 A	Dartmouth	1 3	208 H	Harvard	6 7
			208 H	Harvard	2 3	113 A	Dartmouth	9 8	208 H	Harvard	3 4
			208 H	Harvard	7 3	113 A	Dartmouth	1 5			
			156 A	UMass Lowell	8 7	113 A	Dartmouth	1 7			

Non-Div. I Games:

Brown

RPI	S	Opponent	Score	
215	H	Georgetown	2	0
215	H	Georgetown	11	10

Brown

B  
r  
o  
w  
n

B  
r  
o  
w  
n

Average RPI Win: 233		WON-LOST RECORD		WINNING PCT. RANK		LAST 10 GAMES		STRENGTH OF SCHEDULE		OPP. STRENGTH OF SCHEDULE		TEAM RPI		ADJ RPI		CONF. RPI		ADJ CONF. RPI	
DIV. I ONLY		19-22-0		.46341 177		3-7-0		226		244		238		.45393 238		25		25	
DIV. I NON-CONF.		15-11-0		.57692 101		1-0-0		223		231		179		.48478 179		26		26	
TOTALS		RPI 1-25		RPI 26-50		W-L RECORDS		RPI 51-100		RPI 101-150		RPI 150+							
19-22-0		0-2-0		0-4-0		OVERALL		0-0-0		2-7-0		17-9-0							
16-8-0		0-0-0		0-0-0		HOME		0-0-0		2-1-0		14-7-0							
3-14-0		0-2-0		0-4-0		AWAY		0-0-0		0-6-0		3-2-0							
0-0-0		0-0-0		0-0-0		NEUTRAL		0-0-0		0-0-0		0-0-0							
15-11-0		0-2-0		0-4-0		NON-CONFERENCE		0-0-0		2-1-0		13-4-0							
14-4-0		0-0-0		0-0-0		HOME		0-0-0		2-1-0		12-3-0							
1-7-0		0-2-0		0-0-		AWAY		0-0-0		0-0-0		1-1-0							
0-0-0		0-0-0		0-0-0		NEUTRAL		0-0-0		0-0-0		0-0-0							
4-11-0		0-0-0		0-0-0		CONFERENCE		0-0-0		0-6-0		4-5-0							
2-4-0		0-0-0		0-0-0		HOME		0-0-0		0-0-0		2-4-0							
2-7-0		0-0-0		0-0-0		AWAY		0-0-0		0-6-0		2-1-0							
0-0-0		0-0-0		0-0-0		NEUTRAL		0-0-0		0-0-0		0-0-0							
RPI	S	Opponent		Score		RPI	S	Opponent		Score		RPI	S	Opponent		Score			
11	A	TCU		2	18	30	A	Houston		2	11	112	A	New Mexico St.		2	10		
11	A	TCU		2	10	36	A	Texas		7	9	112	A	New Mexico St.		4	7		
						46	A	Texas A&M		4	7	112	A	New Mexico St.		5	15		
						46	A	Texas A&M		7	16	125	A	Grand Canyon		8	9		
												125	A	Grand Canyon		4	5		
												125	A	Grand Canyon		4	9		
												130	H	Lamar University		3	1		
												130	H	Lamar University		1	5		
												130	H	Lamar University		6	5		
												168	A	Texas St.		9	11		
												187	A	CSU Bakersfield		5	6		
												187	A	CSU Bakersfield		13	12		
												187	A	CSU Bakersfield		4	2		
												200	H	Buffalo		4	2		
												200	H	Buffalo		6	4		
												200	H	Buffalo		5	4		
												200	H	Buffalo		8	1		
												216	A	A&M-Corpus Christi		4	3		
												216	H	A&M-Corpus Christi		1	4		
												216	H	A&M-Corpus Christi		6	7		
												216	H	A&M-Corpus Christi		1	7		
												262	H	Utah Valley		1	4		
												262	H	Utah Valley		4	7		
												262	H	Utah Valley		3	4		
												269	H	Texas Southern		12	2		
												269	H	Texas Southern		11	4		
												269	H	Texas Southern		5	4		
LAST 10 GAMES																			
				125	A	Grand Canyon		8	9	281	H	Seattle U		7	6				
				125	A	Grand Canyon		4	5	281	H	Seattle U		5	6				
				125	A	Grand Canyon		4	9	112	A	New Mexico St.		5	15				
				216	A	A&M-Corpus Christi		4	3	112	A	New Mexico St.		4	7				
				281	H	Seattle U		12	9	112	A	New Mexico St.		2	10				

Non-Div. I Games: Arlington Baptist 7 3 Arlington Baptist 4 2

UTRGV

RPI	S	Opponent	Score	
269	H	Texas Southern	9	0
281	H	Seattle U	5	6
281	H	Seattle U	7	6
281	H	Seattle U	12	9
286	H	Prairie View	6	1
286	H	Prairie View	4	0
286	H	Prairie View	11	0
286	H	Prairie View	10	3

UTRGV

U  
T  
R  
G  
V

U  
T  
R  
G  
V

Average RPI Win:	187	WON-LOST RECORD	WINNING PCT. RANK	LAST 10 GAMES	STRENGTH OF SCHEDULE	OPP. STRENGTH OF SCHEDULE	TEAM RPI	ADJ RPI	CONF. RPI	ADJ CONF. RPI	
DIV. I ONLY		14-23-0	.37838 235	4-6-0	249	231	240	.4537 239	26	26	
DIV. I NON-CONF.		7-15-0	.31818 247	0-3-0	172	160	196	.47775 196	25	25	
<hr/>											
TOTALS	RPI 1-25	RPI 26-50		W-L RECORDS		RPI 51-100		RPI 101-150		RPI 150+	
14-23-0	0-1-0	0-1-0		OVERALL		4-2-0		3-1-0		7-18-0	
6-1-0	0-0-0	0-0-0		HOME		0-0-0		3-1-0		3-0-0	
7-20-0	0-1-0	0-1-0		AWAY		3-2-0		0-0-0		4-16-0	
1-2-0	0-0-0	0-0-0		NEUTRAL		1-0-0		0-0-0		0-2-0	
7-15-0	0-1-0	0-1-0		NON-CONFERENCE		4-2-0		0-1-0		3-10-0	
0-1-0	0-0-0	0-0-0		HOME		0-0-0		0-1-0		0-0-0	
6-12-0	0-1-0	0-0-		AWAY		3-2-0		0-0-0		3-8-0	
1-2-0	0-0-0	0-0-0		NEUTRAL		1-0-0		0-0-0		0-2-0	
7-8-0	0-0-0	0-0-0		CONFERENCE		0-0-0		3-0-0		4-8-0	
6-0-0	0-0-0	0-0-0		HOME		0-0-0		3-0-0		3-0-0	
1-8-0	0-0-0	0-0-0		AWAY		0-0-0		0-0-0		1-8-0	
0-0-0	0-0-0	0-0-0		NEUTRAL		0-0-0		0-0-0		0-0-0	
RPI S	Opponent	Score	RPI S	Opponent	Score	RPI S	Opponent	Score	RPI S	Opponent	Score
10 A	Wake Forest	1 2	42 A	UConn	3 4	55 A	Rhode Island	5 15	133 H	Marist	2 0
						69 N	Kent St.	4 2	133 H	Marist	7 4
						98 A	UTSA	12 10	133 H	Marist	4 2
						98 A	UTSA	1 12	134 H	Bryant	6 7
						98 A	UTSA	5 4	155 N	Hartford	4 6
						98 A	UTSA	8 7	161 A	Gardner-Webb	2 5
									172 N	Radford	0 4
									182 A	Niagara	1 2
									182 A	Niagara	2 10
									182 A	Niagara	8 17
									191 A	VMI	8 5
									191 A	VMI	5 9
									191 A	VMI	7 13
									199 A	Central Conn. St.	3 6
									206 A	Monmouth	7 17
									206 A	Monmouth	4 9
									206 A	Monmouth	0 12
									243 A	Campbell	6 11
									243 A	Campbell	7 5
									243 A	Campbell	7 10
									265 A	USC Upstate	3 5
									265 A	USC Upstate	3 5
									265 A	USC Upstate	11 3
									266 A	Iona	1 0
									266 A	Iona	4 12
									266 A	Iona	1 2
									299 H	Saint Peter's	13 1

**Non-Div. I Games:**




Quinnipiac

Quinnipiac



**Non-Div. I Games:**

Tie, Loss, Non-Conf,S Site, H Home, A Away, N Neutral Page 321

 Tie,  Loss,  Non-Conf,S Site, H Home, A Away, N Neutral Page 322

RPI	S	Opponent	Score	
242	A	Siena	9	4
256	H	Manhattan	7	5
256	H	Manhattan	6	8
258	A	Bucknell	10	1
258	A	Bucknell	5	10
258	A	Bucknell	7	4
258	A	Bucknell	16	14
260	N	Bowling Green	5	0
260	N	Bowling Green	0	5
293	H	NYIT	8	3
294	A	Lafayette	6	10
294	A	Lafayette	10	5
294	A	Lafayette	5	4
294	A	Lafayette	10	9

Army West Point

A  
r  
m  
y  
W  
e  
s  
t  
P  
o  
i  
n  
t

A  
r  
m  
y  
W  
e  
s  
t  
P  
o  
i  
n  
t

Average RPI Win: 223		WON-LOST RECORD	WINNING PCT. RANK	LAST 10 GAMES	STRENGTH OF SCHEDULE	OPP. STRENGTH OF SCHEDULE	TEAM RPI	ADJ RPI		CONF. RPI	ADJ CONF. RPI
Average RPI Loss: 159											
DIV. I ONLY		14-21-1	.40278 222	3-7-0	245	227	243	.45147	242	26	26
DIV. I NON-CONF.		9-14-1	.39583 212	2-2-0	255	205	220	.46423	219	25	25
<hr/>											
TOTALS		RPI 1-25	RPI 26-50		W-L RECORDS		RPI 51-100		RPI 101-150		RPI 150+
14-21-1	0-3-0		0-0-0		OVERALL		0-3-0		0-0-0		14-15-1
4-8-0	0-0-0		0-0-0		HOME		0-0-0		0-0-0		4-8-0
10-10-1	0-3-0		0-0-0		AWAY		0-0-0		0-0-0		10-7-1
0-3-0	0-0-0		0-0-0		NEUTRAL		0-3-0		0-0-0		0-0-0
9-14-1	0-3-0		0-0-0		NON-CONFERENCE		0-3-0		0-0-0		9-8-1
1-2-0	0-0-0		0-0-0		HOME		0-0-0		0-0-0		1-2-0
8-9-1	0-3-0		0-0-		AWAY		0-0-0		0-0-0		8-6-1
0-3-0	0-0-0		0-0-0		NEUTRAL		0-3-0		0-0-0		0-0-0
5-7-0	0-0-0		0-0-0		CONFERENCE		0-0-0		0-0-0		5-7-0
3-6-0	0-0-0		0-0-0		HOME		0-0-0		0-0-0		3-6-0
2-1-0	0-0-0		0-0-0		AWAY		0-0-0		0-0-0		2-1-0
0-0-0	0-0-0		0-0-0		NEUTRAL		0-0-0		0-0-0		0-0-0
RPI S	Opponent	Score	RPI S	Opponent	Score	RPI S	Opponent	Score	RPI S	Opponent	Score
24 A	UCF	6 17				89 N	Pittsburgh	2 8	163 A	Davidson	8 4
24 A	UCF	2 7				89 N	Pittsburgh	5 11	163 A	Davidson	8 11
24 A	UCF	0 3				89 N	Pittsburgh	4 6	164 H	Canisius	8 3
									164 H	Canisius	2 4
									164 H	Canisius	2 7
									167 H	Fairfield	0 19
									167 H	Fairfield	1 7
									167 H	Fairfield	0 2
									179 A	Holy Cross	8 3
									199 H	Central Conn. St.	5 4
									202 A	Murray St.	8 3
									202 A	Murray St.	3 11
									202 A	Murray St.	9 8
									206 H	Monmouth	6 5
									206 H	Monmouth	0 11
									206 H	Monmouth	5 4
									213 A	Stetson	0 9
									213 A	Stetson	6 10
									219 A	Ohio	4 2
									219 A	Ohio	4 7
									219 A	Ohio	4 6
									233 H	Fordham	3 11
									241 H	Army West Point	4 9
									256 A	Manhattan	4 5
									256 A	Manhattan	12 1
									256 A	Manhattan	2 1
									288 A	Fairleigh Dickinson	9 7
<hr/>											
				LAST 10 GAMES							
				167 H	Fairfield	0 19	164 H	Canisius	2 7	241 H	Army West Point
				167 H	Fairfield	0 2	164 H	Canisius	2 4	256 A	Manhattan
				167 H	Fairfield	1 7	164 H	Canisius	8 3	256 A	Manhattan
				179 A	Holy Cross	8 3	241 H	Army West Point	4 9	256 A	Manhattan
				199 H	Central Conn. St.	5 4	233 H	Fordham	3 11	288 A	Fairleigh Dickinson

Non-Div. I Games:

Siena

RPI	S	Opponent	Score	
293	A	NYIT	5	3
293	A	NYIT	6	0
293	A	NYIT	5	5

Siena

S  
i  
e  
n  
a

S  
i  
e  
n  
a

Average RPI Win:	198	WON-LOST	WINNING	LAST 10	STRENGTH OF	OPP. STRENGTH	TEAM	ADJ	CONF.	ADJ CONF.	
Average RPI Loss:	168	RECORD	PCT. RANK	GAMES	SCHEDULE	OF SCHEDULE	RPI	RPI	RPI	RPI	
DIV. I ONLY	19-22-0	.46341	177	3-7-0	240	192	244	.45122	243	18	18
DIV. I NON-CONF.	13-13-0	.5	141	2-1-0	265	222	239	.44992	238	20	20
TOTALS	RPI 1-25	RPI 26-50	W-L RECORDS	RPI 51-100	RPI 101-150	RPI 150+					
19-22-0	0-0-0	0-0-0	OVERALL	1-4-0	1-2-0	17-16-0					
11-15-0	0-0-0	0-0-0	HOME	0-1-0	0-1-0	11-13-0					
8-5-0	0-0-0	0-0-0	AWAY	1-2-0	1-0-0	6-3-0					
0-2-0	0-0-0	0-0-0	NEUTRAL	0-1-0	0-1-0	0-0-0					
13-13-0	0-0-0	0-0-0	NON-CONFERENCE	1-4-0	1-2-0	11-7-0					
8-9-0	0-0-0	0-0-0	HOME	0-1-0	0-1-0	8-7-0					
5-2-0	0-0-0	0-0-	AWAY	1-2-0	1-0-0	3-0-0					
0-2-0	0-0-0	0-0-0	NEUTRAL	0-1-0	0-1-0	0-0-0					
6-9-0	0-0-0	0-0-0	CONFERENCE	0-0-0	0-0-0	6-9-0					
3-6-0	0-0-0	0-0-0	HOME	0-0-0	0-0-0	3-6-0					
3-3-0	0-0-0	0-0-0	AWAY	0-0-0	0-0-0	3-3-0					
0-0-0	0-0-0	0-0-0	NEUTRAL	0-0-0	0-0-0	0-0-0					
RPI S	Opponent	Score	RPI S	Opponent	Score	RPI S	Opponent	Score	RPI S	Opponent	Score
						57 A	North Carolina St.	9 8	116 A	Virginia Tech	15 8
						73 H	East Carolina	0 10	118 N	Cornell	2 3
						79 A	Ga. Southern	2 8	126 H	Duke	10 12
						79 A	Ga. Southern	8 9	152 A	High Point	4 10
						82 N	Michigan St.	1 3	152 A	High Point	9 7
									152 A	High Point	7 9
									161 A	Gardner-Webb	7 2
									161 A	Gardner-Webb	9 10
									161 A	Gardner-Webb	8 6
									162 H	Ohio St.	7 2
									162 H	Ohio St.	6 7
									162 H	Ohio St.	1 7
									172 H	Radford	5 8
									172 H	Radford	0 2
									172 H	Radford	4 7
									192 H	Charleston So.	6 12
									192 H	Charleston So.	3 2
									192 H	Charleston So.	6 0
									193 A	UNCW	4 2
									193 H	UNCW	12 5
									195 H	UNC Asheville	9 11
									195 H	UNC Asheville	9 7
									195 H	UNC Asheville	5 10
									223 H	Rider	7 12
									223 H	Rider	7 5
									239 H	Quinnipiac	5 7
									239 H	Quinnipiac	11 6

Non-Div. I Games:

Campbell

RPI	S	Opponent	Score	
239	H	Quinnipiac	10	7
251	H	Northern Ky.	8	5
251	H	Northern Ky.	12	5
251	H	Northern Ky.	3	5
255	A	Richmond	5	4
263	A	N.C. Central	4	2
267	H	Evansville	2	6
267	H	Evansville	8	1
267	H	Evansville	9	13

Campbell

C  
a  
m  
p  
b  
e  
l  
l

C  
a  
m  
p  
b  
e  
l  
l

S  
I  
U  
E

SIUE



RPI	S	Opponent	Score	
270	A	Western Ill.	4	21
270	H	Western Ill.	9	3
281	A	Seattle U	13	10
281	A	Seattle U	6	0
281	A	Seattle U	3	9
281	A	Seattle U	1	4

SIUE

SIUE

SIUE

Average RPI Win:	216	WON-LOST RECORD	WINNING PCT. RANK	LAST 10 GAMES		STRENGTH OF SCHEDULE	OPP. STRENGTH OF SCHEDULE	TEAM RPI	ADJ RPI	CONF. RPI	ADJ CONF. RPI
DIV. I ONLY		13-25-0	.34211 252	4-6-0		257	245	246	.44798 245	23	23
DIV. I NON-CONF.		10-12-0	.45455 185	1-2-0		263	215	186	.48366 186	21	21
TOTALS	RPI 1-25		RPI 26-50	W-L RECORDS		RPI 51-100		RPI 101-150		RPI 150+	
13-25-0	0-0-0		0-0-0	OVERALL		0-4-0		2-10-0		11-11-0	
2-1-0	0-0-0		0-0-0	HOME		0-0-0		0-0-0		2-1-0	
7-23-0	0-0-0		0-0-0	AWAY		0-4-0		2-10-0		5-9-0	
4-1-0	0-0-0		0-0-0	NEUTRAL		0-0-0		0-0-0		4-1-0	
10-12-0	0-0-0		0-0-0	NON-CONFERENCE		0-1-0		2-7-0		8-4-0	
0-0-0	0-0-0		0-0-0	HOME		0-0-0		0-0-0		0-0-0	
6-11-0	0-0-0		0-0-	AWAY		0-1-0		2-7-0		4-3-0	
4-1-0	0-0-0		0-0-0	NEUTRAL		0-0-0		0-0-0		4-1-0	
3-13-0	0-0-0		0-0-0	CONFERENCE		0-3-0		0-3-0		3-7-0	
2-1-0	0-0-0		0-0-0	HOME		0-0-0		0-0-0		2-1-0	
1-12-0	0-0-0		0-0-0	AWAY		0-3-0		0-3-0		1-6-0	
0-0-0	0-0-0		0-0-0	NEUTRAL		0-0-0		0-0-0		0-0-0	
RPI S Opponent Score		RPI S Opponent Score		RPI S Opponent Score		RPI S Opponent Score		RPI S Opponent Score			
						62 A Minnesota 4 5		103 A Iowa 3 4			
						75 A Wright St. 1 2		117 A UT Arlington 5 8			
						75 A Wright St. 0 4		117 A UT Arlington 5 2			
						75 A Wright St. 3 5		117 A UT Arlington 4 5			
								122 A Ill.-Chicago 4 11			
								122 A Ill.-Chicago 7 8			
								122 A Ill.-Chicago 0 5			
								130 A Lamar University 1 2			
								130 A Lamar University 0 6			
								137 A Bradley 2 3			
								137 A Bradley 5 11			
								137 A Bradley 13 4			
								170 N Illinois 4 2			
								170 N Illinois 2 10			
								178 N Eastern Mich. 4 2			
								178 N Eastern Mich. 3 0			
								178 N Eastern Mich. 15 4			
								209 A Oakland 6 12			
								209 A Oakland 6 9			
								246 A Northwestern 4 6			
								249 A Northern Ill. 2 0			
				LAST 10 GAMES				251 A Northern Ky. 9 13			
				103 A Iowa 3 4		246 A Northwestern 4 6		251 A Northern Ky. 5 6			
				209 A Oakland 6 12		261 H Youngstown St. 5 6		251 A Northern Ky. 4 7			
				209 A Oakland 6 9		261 H Youngstown St. 3 0		261 A Youngstown St. 5 2			
				261 A Youngstown St. 1 5		261 H Youngstown St. 14 5		261 A Youngstown St. 1 5			
				261 A Youngstown St. 5 2		284 A Chicago St. 15 1		261 H Youngstown St. 14 5			

**Non-Div. I Games:**

Milwaukee

RPI	S	Opponent	Score	
261	H	Youngstown St.	3	0
261	H	Youngstown St.	5	6
267	A	Evansville	4	6
267	A	Evansville	8	2
267	A	Evansville	7	5
267	A	Evansville	0	2
284	A	Chicago St.	15	1

Milwaukee

M  
i  
l  
w  
a  
u  
k  
e  
e

M  
i  
l  
w  
a  
u  
k  
e  
e

Average RPI Win: 208		WON-LOST RECORD		WINNING PCT. RANK		LAST 10 GAMES		STRENGTH OF SCHEDULE		OPP. STRENGTH OF SCHEDULE		TEAM RPI		ADJ RPI		CONF. RPI		ADJ CONF. RPI					
Average RPI Loss: 141																							
DIV. I ONLY		16-23-0		.41026 215		7-3-0		260		146		247		.4478 246		7		7					
DIV. I NON-CONF.		11-16-0		.40741 205		3-0-0		281		233		255		.43519 255		7		7					
TOTALS		RPI 1-25		RPI 26-50		W-L RECORDS		RPI 51-100		RPI 101-150		RPI 150+											
16-23-0		0-0-0		0-3-0		OVERALL		0-0-0		4-12-0		12-8-0											
8-10-0		0-0-0		0-3-0		HOME		0-0-0		3-6-0		5-1-0											
8-13-0		0-0-0		0-0-0		AWAY		0-0-0		1-6-0		7-7-0											
0-0-0		0-0-0		0-0-0		NEUTRAL		0-0-0		0-0-0		0-0-0											
11-16-0		0-0-0		0-0-0		NON-CONFERENCE		0-0-0		2-11-0		9-5-0											
6-6-0		0-0-0		0-0-0		HOME		0-0-0		1-5-0		5-1-0											
5-10-0		0-0-0		0-0-		AWAY		0-0-0		1-6-0		4-4-0											
0-0-0		0-0-0		0-0-0		NEUTRAL		0-0-0		0-0-0		0-0-0											
5-7-0		0-0-0		0-3-0		CONFERENCE		0-0-0		2-1-0		3-3-0											
2-4-0		0-0-0		0-3-0		HOME		0-0-0		2-1-0		0-0-0											
3-3-0		0-0-0		0-0-0		AWAY		0-0-0		0-0-0		3-3-0											
0-0-0		0-0-0		0-0-0		NEUTRAL		0-0-0		0-0-0		0-0-0											
RPI	S	Opponent		Score		RPI	S	Opponent		Score		RPI	S	Opponent		Score		RPI	S	Opponent		Score	
				28	H	Indiana	9		13			102	A	Arizona St.	1		3						
				28	H	Indiana	9		10			102	A	Arizona St.	3		4						
				28	H	Indiana	5		6			102	A	Arizona St.	2		6						
												103	H	Iowa	6		5						
												103	H	Iowa	2		14						
												103	H	Iowa	7		5						
												104	A	Middle Tenn.	4		11						
												122	A	Ill.-Chicago	0		3						
												122	H	Ill.-Chicago	1		7						
												122	H	Ill.-Chicago	2		9						
												128	H	Central Mich.	5		7						
												128	H	Central Mich.	1		5						
												128	H	Central Mich.	5		1						
												128	H	Central Mich.	3		5						
												137	A	Bradley	6		2						
												143	A	Belmont	1		6						
												170	A	Illinois	8		10						
												170	A	Illinois	11		4						
												170	A	Illinois	3		4						
												177	A	Lipscomb	6		10						
												198	H	Western Mich.	11		4						
												204	A	Penn St.	1		2						
												204	A	Penn St.	12		5						
												204	A	Penn St.	7		4						
												226	H	Air Force	3		2						
												226	H	Air Force	7		6						
												226	H	Air Force	3		11						
LAST 10 GAMES																							
				204	A	Penn St.	1		2	170	A	Illinois	11		4	204	A	Penn St.	12		5		
				204	A	Penn St.	7		4	170	A	Illinois	3		4	204	A	Penn St.	7		4		
				204	A	Penn St.	12		5	137	A	Bradley	6		2	226	H	Air Force	3		2		
				245	H	Milwaukee	6		4	198	H	Western Mich.	11		4	226	H	Air Force	7		6		
				170	A	Illinois	8		10	103	H	Iowa	6		5	226	H	Air Force	3		11		

Non-Div. I Games:

Northwestern

RPI	S	Opponent	Score	
245	H	Milwaukee	6	4
268	A	Santa Clara	15	9
268	A	Santa Clara	7	1
268	A	Santa Clara	1	8
268	A	Santa Clara	2	3
279	A	Portland	9	5
279	A	Portland	6	4
279	A	Portland	2	5
284	H	Chicago St.	2	0

N  
o  
r  
t  
h  
w  
e  
s  
t  
e  
r  
n

N  
o  
r  
t  
h  
w  
e  
s  
t  
e  
r  
n

Northwestern

Average RPI Win: 239		WON-LOST	WINNING	LAST 10	STRENGTH OF		OPP. STRENGTH	TEAM	ADJ	CONF.	ADJ CONF.
Average RPI Loss: 138		RECORD	PCT. RANK	GAMES	SCHEDULE		OF SCHEDULE	RPI	RPI	RPI	RPI
DIV. I ONLY		12-19-0	.3871	232	2-4-0		204	260	239	.44663	247
DIV. I NON-CONF.		8-11-0	.42105	199	1-0-0		220	253	209	.46421	220
TOTALS		RPI 1-25	RPI 26-50		W-L RECORDS		RPI 51-100		RPI 101-150		RPI 150+
12-19-0		0-0-0	0-2-0		OVERALL		0-2-0		1-11-0		11-4-0
8-3-0		0-0-0	0-0-0		HOME		0-0-0		0-0-0		8-3-0
4-14-0		0-0-0	0-2-0		AWAY		0-0-0		1-11-0		3-1-0
0-2-0		0-0-0	0-0-0		NEUTRAL		0-2-0		0-0-0		0-0-0
8-11-0		0-0-0	0-2-0		NON-CONFERENCE		0-2-0		1-5-0		7-2-0
4-1-0		0-0-0	0-0-0		HOME		0-0-0		0-0-0		4-1-0
4-8-0		0-0-0	0-0-		AWAY		0-0-0		1-5-0		3-1-0
0-2-0		0-0-0	0-0-0		NEUTRAL		0-2-0		0-0-0		0-0-0
4-8-0		0-0-0	0-0-0		CONFERENCE		0-0-0		0-6-0		4-2-0
4-2-0		0-0-0	0-0-0		HOME		0-0-0		0-0-0		4-2-0
0-6-0		0-0-0	0-0-0		AWAY		0-0-0		0-6-0		0-0-0
0-0-0		0-0-0	0-0-0		NEUTRAL		0-0-0		0-0-0		0-0-0
RPI S	Opponent	Score	RPI S	Opponent	Score	RPI S	Opponent	Score	RPI S	Opponent	Score
			41 A	Nebraska	2 12	58 N	BYU	9 10	112 A	New Mexico St.	3 10
			41 A	Nebraska	2 8	58 N	BYU	0 6	112 A	New Mexico St.	4 7
									112 A	New Mexico St.	2 6
									124 A	San Francisco	3 2
									124 A	San Francisco	4 11
									124 A	San Francisco	6 7
									124 A	San Francisco	3 8
									125 A	Grand Canyon	2 12
									125 A	Grand Canyon	3 12
									125 A	Grand Canyon	0 7
									135 A	Wichita St.	5 11
									135 A	Wichita St.	4 10
									205 H	Sacramento St.	9 5
									205 H	Sacramento St.	8 7
									205 H	Sacramento St.	7 5
									226 H	Air Force	9 8
									232 A	San Jose St.	1 0
									232 A	San Jose St.	4 5
									276 H	North Dakota St.	7 5
									276 H	North Dakota St.	8 2
									276 H	North Dakota St.	7 6
									276 H	North Dakota St.	4 7
									278 A	Omaha	9 4
									278 A	Omaha	7 3
									281 H	Seattle U	11 10
									281 H	Seattle U	12 14
									281 H	Seattle U	12 14
									281 H	Seattle U	1 10
									281 H	Seattle U	1 10
Non-Div. I Games:		San Fran. St.	12 4	UC-Colo. Springs	10 6	Regis (CO)		4 5	MSU Denver		8 6
		MSU Denver	1 2	MSU Denver	0 4				Northern Colo.		

Average RPI Win:		205	WON-LOST RECORD		WINNING PCT. RANK		LAST 10 GAMES		STRENGTH OF SCHEDULE		OPP. STRENGTH OF SCHEDULE		TEAM RPI		ADJ RPI		CONF. RPI		ADJ CONF. RPI	
DIV. I ONLY			12-20-0		.375	236	5-5-0		221		183		248		.44551	248	24		24	
DIV. I NON-CONF.			7-13-0		.35	237	1-1-0		230		139		243		.44482	242	24		24	
TOTALS		RPI 1-25		RPI 26-50		W-L RECORDS		RPI 51-100		RPI 101-150		RPI 150+								
12-20-0		0-2-0		0-2-0		OVERALL		0-1-0		4-0-0		8-15-0								
9-3-0		0-0-0		0-0-0		HOME		0-0-0		3-0-0		6-3-0								
3-12-0		0-1-0		0-1-0		AWAY		0-0-0		1-0-0		2-10-0								
0-5-0		0-1-0		0-1-0		NEUTRAL		0-1-0		0-0-0		0-2-0								
7-13-0		0-2-0		0-2-0		NON-CONFERENCE		0-1-0		4-0-0		3-8-0								
5-1-0		0-0-0		0-0-0		HOME		0-0-0		3-0-0		2-1-0								
2-7-0		0-1-0		0-0-		AWAY		0-0-0		1-0-0		1-5-0								
0-5-0		0-1-0		0-1-0		NEUTRAL		0-1-0		0-0-0		0-2-0								
5-7-0		0-0-0		0-0-0		CONFERENCE		0-0-0		0-0-0		5-7-0								
4-2-0		0-0-0		0-0-0		HOME		0-0-0		0-0-0		4-2-0								
1-5-0		0-0-0		0-0-0		AWAY		0-0-0		0-0-0		1-5-0								
0-0-0		0-0-0		0-0-0		NEUTRAL		0-0-0		0-0-0		0-0-0								
RPI	S	Opponent		Score		RPI	S	Opponent		Score		RPI	S	Opponent		Score				
4	N	Kentucky		9	16	35	A	Old Dominion		6	7	65	N	Yale		9	13			
25	A	Maryland		5	11	42	N	UConn		0	11									
														120 A William & Mary		3	2			
														134 H Bryant		4	1			
														134 H Bryant		5	1			
														134 H Bryant		5	4			
														158 A Delaware		6	11			
														158 N Delaware		8	10			
														163 A Davidson		7	10			
														163 A Davidson		7	1			
														163 A Davidson		3	5			
														166 A Pepperdine		5	9			
														166 A Pepperdine		0	8			
														166 A Pepperdine		5	7			
														198 N Western Mich.		2	9			
														213 A Stetson		2	6			
														220 H George Mason		1	4			
														220 H George Mason		5	2			
														220 H George Mason		5	2			
														233 A Fordham		1	2			
														233 A Fordham		0	5			
														233 A Fordham		3	4			
														255 H Richmond		2	1			
														255 H Richmond		2	10			
														255 H Richmond		1	0			
														264 A Villanova		6	5			
														264 H Villanova		3	7			
														264 H Villanova		9	1			
														294 H Lafayette		11	1			
				LAST 10 GAMES																
				255 H Richmond	1	0	233 A Fordham	0	5	255 H Richmond	1	0								
				255 H Richmond	2	1	233 A Fordham	3	4	264 A Villanova	6	5								
				255 H Richmond	2	10	264 A Villanova	6	5	264 H Villanova	3	7								
				158 A Delaware	6	11	220 H George Mason	5	2	264 H Villanova	9	1								
				233 A Fordham	1	2	220 H George Mason	5	2	294 H Lafayette	11	1								

Non-Div. I Games:

Saint Joseph's

Average RPI Win:	201	WON-LOST	WINNING	LAST 10	STRENGTH OF	OPP. STRENGTH	TEAM	ADJ	CONF.	ADJ CONF.				
Average RPI Loss:	160	RECORD	PCT. RANK	GAMES	SCHEDULE	OF SCHEDULE	RPI	RPI	RPI	RPI				
DIV. I ONLY	12-27-0	.30769	268	4-6-0	208	233	249	.44477	249	21	21			
DIV. I NON-CONF.	6-21-0	.22222	271	2-3-0	157	255	248	.44145	248	18	18			
<hr/>														
TOTALS	RPI 1-25	RPI 26-50		W-L RECORDS		RPI 51-100		RPI 101-150		RPI 150+				
12-27-0	0-0-0	1-4-0		OVERALL		1-5-0		0-3-0		10-15-0				
2-7-0	0-0-0	0-0-0		HOME		1-3-0		0-1-0		1-3-0				
9-16-0	0-0-0	1-4-0		AWAY		0-1-0		0-2-0		8-8-0				
1-4-0	0-0-0	0-0-0		NEUTRAL		0-1-0		0-0-0		1-3-0				
6-21-0	0-0-0	1-4-0		NON-CONFERENCE		0-3-0		0-3-0		5-11-0				
0-3-0	0-0-0	0-0-0		HOME		0-1-0		0-1-0		0-1-0				
5-14-0	0-0-0	1-0-		AWAY		0-1-0		0-2-0		4-7-0				
1-4-0	0-0-0	0-0-0		NEUTRAL		0-1-0		0-0-0		1-3-0				
6-6-0	0-0-0	0-0-0		CONFERENCE		1-2-0		0-0-0		5-4-0				
2-4-0	0-0-0	0-0-0		HOME		1-2-0		0-0-0		1-2-0				
4-2-0	0-0-0	0-0-0		AWAY		0-0-0		0-0-0		4-2-0				
0-0-0	0-0-0	0-0-0		NEUTRAL		0-0-0		0-0-0		0-0-0				
RPI	S	Opponent	Score	RPI	S	Opponent	Score	RPI	S	Opponent	Score			
				31	A	Michigan	8 5							
				31	A	Michigan	4 7							
				31	A	Michigan	3 8							
				31	A	Michigan	4 7							
				38	A	Oklahoma	3 10							
								62	H	Minnesota	2 3			
								69	H	Kent St.	4 7			
								69	H	Kent St.	8 7			
								69	H	Kent St.	1 4			
								93	A	Notre Dame	1 12			
								95	N	Boston College	1 9			
										103	A	Iowa	8 12	
										122	A	Ill.-Chicago	1 6	
										122	H	Ill.-Chicago	3 17	
										165	A	Saint Louis	5 10	
										165	A	Saint Louis	1 8	
										165	A	Saint Louis	2 0	
										184	A	Indiana St.	8 17	
										200	A	Buffalo	2 1	
										200	A	Buffalo	1 3	
										200	A	Buffalo	3 6	
										201	A	Toledo	16 2	
										201	A	Toledo	7 4	
										201	A	Toledo	9 3	
										236	N	South Dakota St.	2 7	
										244	A	SIUE	7 9	
										244	A	SIUE	3 5	
										244	A	SIUE	2 4	
										244	A	SIUE	3 4	
										245	H	Milwaukee	0 2	
										260	H	Bowling Green	11 0	
										260	H	Bowling Green	4 7	
										260	H	Bowling Green	1 9	
				LAST 10 GAMES							264	N	Villanova	6 4
				62	H	Minnesota	2 3			69	H	Kent St.	1 4	
				267	A	Evansville	1 0			69	H	Kent St.	4 7	
				267	A	Evansville	5 2			122	H	Ill.-Chicago	3 17	
				184	A	Indiana St.	8 17			200	A	Buffalo	1 3	
				69	H	Kent St.	8 7			200	A	Buffalo	2 1	
										284	N	Chicago St.	1 11	

Non-Div. I Games:

Northern Ill.



RPI	S	Opponent	Score
284	N	Chicago St.	6 7

Northern Ill.

N  
o  
r  
t  
h  
e  
r  
n  
I  
l  
l  
.

N  
o  
r  
t  
h  
e  
r  
n  
I  
l  
l  
.

Average RPI Win: 164		WON-LOST RECORD		WINNING PCT. RANK		LAST 10 GAMES		STRENGTH OF SCHEDULE		OPP. STRENGTH OF SCHEDULE		TEAM RPI		ADJ RPI		CONF. RPI		ADJ CONF. RPI	
DIV. I ONLY		13-29-0		.30952 267		2-8-0		158		87		250		.44457 250		6		6	
DIV. I NON-CONF.		9-15-0		.375 227		2-1-0		192		163		245		.44361 244		6		6	
TOTALS		RPI 1-25		RPI 26-50		W-L RECORDS		RPI 51-100		RPI 101-150		RPI 150+							
13-29-0		0-4-0		0-6-0		OVERALL		1-5-0		5-5-0		7-9-0							
8-21-0		0-1-0		0-6-0		HOME		0-3-0		2-3-0		6-8-0							
5-8-0		0-3-0		0-0-0		AWAY		1-2-0		3-2-0		1-1-0							
0-0-0		0-0-0		0-0-0		NEUTRAL		0-0-0		0-0-0		0-0-0							
9-15-0		0-4-0		0-0-0		NON-CONFERENCE		0-0-0		3-4-0		6-7-0							
7-10-0		0-1-0		0-0-0		HOME		0-0-0		2-3-0		5-6-0							
2-5-0		0-3-0		0-0-		AWAY		0-0-0		1-1-0		1-1-0							
0-0-0		0-0-0		0-0-0		NEUTRAL		0-0-0		0-0-0		0-0-0							
4-14-0		0-0-0		0-6-0		CONFERENCE		1-5-0		2-1-0		1-2-0							
1-11-0		0-0-0		0-6-0		HOME		0-3-0		0-0-0		1-2-0							
3-3-0		0-0-0		0-0-0		AWAY		1-2-0		2-1-0		0-0-0							
0-0-0		0-0-0		0-0-0		NEUTRAL		0-0-0		0-0-0		0-0-0							
RPI	S	Opponent		Score		RPI	S	Opponent		Score		RPI	S	Opponent		Score			
4	A	Kentucky		2	17	29	H	Southern Miss.		1	6	81	H	Rice		5	10		
4	H	Kentucky		3	4	29	H	Southern Miss.		0	5	81	H	Rice		4	8		
5	A	Louisville		1	11	29	H	Southern Miss.		1	13	81	H	Rice		2	13		
20	A	Vanderbilt		1	8	45	H	Charlotte		4	6	98	A	UTSA		4	3		
						45	H	Charlotte		5	16	98	A	UTSA		2	14		
						45	H	Charlotte		1	3	98	A	UTSA		1	7		
																</			

Non-Div. I Games:

Western Ky.

Average RPI Win:	202	WON-LOST	WINNING	LAST 10	STRENGTH OF	OPP. STRENGTH	TEAM	ADJ	CONF.	ADJ CONF.		
Average RPI Loss:	186	RECORD	PCT. RANK	GAMES	SCHEDULE	OF SCHEDULE	RPI	RPI	RPI	RPI		
DIV. I ONLY	14-24-0	.36842	241	4-5-0	242	258	251	.4443	251	23	23	
DIV. I NON-CONF.	6-16-0	.27273	259	1-0-0	278	223	265	.42861	265	21	21	
<hr/>												
TOTALS	RPI 1-25	RPI 26-50		W-L RECORDS		RPI 51-100		RPI 101-150		RPI 150+		
14-24-0	0-0-0	0-0-0		OVERALL		0-0-0		2-6-0		12-18-0		
7-5-0	0-0-0	0-0-0		HOME		0-0-0		1-1-0		6-4-0		
7-19-0	0-0-0	0-0-0		AWAY		0-0-0		1-5-0		6-14-0		
0-0-0	0-0-0	0-0-0		NEUTRAL		0-0-0		0-0-0		0-0-0		
<hr/>												
6-16-0	0-0-0	0-0-0		NON-CONFERENCE		0-0-0		1-2-0		5-14-0		
0-2-0	0-0-0	0-0-0		HOME		0-0-0		0-0-0		0-2-0		
6-14-0	0-0-0	0-0-		AWAY		0-0-0		1-2-0		5-12-0		
0-0-0	0-0-0	0-0-0		NEUTRAL		0-0-0		0-0-0		0-0-0		
<hr/>												
8-8-0	0-0-0	0-0-0		CONFERENCE		0-0-0		1-4-0		7-4-0		
7-3-0	0-0-0	0-0-0		HOME		0-0-0		1-1-0		6-2-0		
1-5-0	0-0-0	0-0-0		AWAY		0-0-0		0-3-0		1-2-0		
0-0-0	0-0-0	0-0-0		NEUTRAL		0-0-0		0-0-0		0-0-0		
<hr/>												
RPI	S	Opponent	Score	RPI	S	Opponent	Score	RPI	S	Opponent	Score	
								107	A	Cincinnati	7	13
								107	A	Cincinnati	3	2
								107	A	Cincinnati	1	9
								122	A	Ill.-Chicago	2	7
								122	A	Ill.-Chicago	0	4
								122	A	Ill.-Chicago	2	5
								122	H	Ill.-Chicago	6	2
								122	H	Ill.-Chicago	3	5
								162	A	Ohio St.	8	1
								169	A	Valparaiso	18	7
								169	A	Valparaiso	7	8
								169	A	Valparaiso	9	10
								169	H	Valparaiso	4	17
								169	H	Valparaiso	14	5
								172	A	Radford	10	5
								172	A	Radford	5	10
								172	A	Radford	3	7
								203	A	Miami (OH)	6	3
								203	H	Miami (OH)	4	5
								205	A	Sacramento St.	0	2
								205	A	Sacramento St.	5	6
								205	A	Sacramento St.	0	10
								205	A	Sacramento St.	11	12
								212	A	Eastern Ky.	8	10
								212	H	Eastern Ky.	5	6
218	A	Georgia St.	4	12								
218	A	Georgia St.	8	7								

Non-Div. I Games: Miami-Hamilton 15 1

Northern Ky.

RPI	S	Opponent	Score	
218	A	Georgia St.	6	10
243	A	Campbell	5	12
243	A	Campbell	5	3
243	A	Campbell	5	8
245	H	Milwaukee	7	4
245	H	Milwaukee	6	5
245	H	Milwaukee	13	9
261	H	Youngstown St.	7	8
261	H	Youngstown St.	6	3
261	H	Youngstown St.	15	8
275	A	Dayton	3	10

Northern Ky.

N  
o  
r  
t  
h  
e  
r  
n  
K  
y  
.

N  
o  
r  
t  
h  
e  
r  
n  
K  
y  
.

Average RPI Win: 205		WON-LOST	WINNING	LAST 10	STRENGTH OF		OPP. STRENGTH	TEAM	ADJ	CONF.	ADJ CONF.
Average RPI Loss: 108		RECORD	PCT. RANK	GAMES	SCHEDULE		OF SCHEDULE	RPI	RPI	RPI	RPI
DIV. I ONLY		9-26-0	.25714	284	63		213	252	.44378	252	13
DIV. I NON-CONF.		7-7-0	.5	141	53		259	166	.49117	166	14
TOTALS		RPI 1-25	RPI 26-50		W-L RECORDS		RPI 51-100		RPI 101-150		RPI 150+
9-26-0		0-3-0	0-1-0		OVERALL		0-8-0		2-12-0		7-2-0
8-16-0		0-3-0	0-0-0		HOME		0-8-0		1-3-0		7-2-0
1-10-0		0-0-0	0-1-0		AWAY		0-0-0		1-9-0		0-0-0
0-0-0		0-0-0	0-0-0		NEUTRAL		0-0-0		0-0-0		0-0-0
7-7-0		0-0-0	0-1-0		NON-CONFERENCE		0-5-0		1-1-0		6-0-0
6-6-0		0-0-0	0-0-0		HOME		0-5-0		0-1-0		6-0-0
1-1-0		0-0-0	0-0-		AWAY		0-0-0		1-0-0		0-0-0
0-0-0		0-0-0	0-0-0		NEUTRAL		0-0-0		0-0-0		0-0-0
2-19-0		0-3-0	0-0-0		CONFERENCE		0-3-0		1-11-0		1-2-0
2-10-0		0-3-0	0-0-0		HOME		0-3-0		1-2-0		1-2-0
0-9-0		0-0-0	0-0-0		AWAY		0-0-0		0-9-0		0-0-0
0-0-0		0-0-0	0-0-0		NEUTRAL		0-0-0		0-0-0		0-0-0
RPI S	Opponent	Score	RPI S	Opponent	Score	RPI S	Opponent	Score	RPI S	Opponent	Score
22 H	McNeese	4 7	46 A	Texas A&M	1 8	56 H	DBU	7 11	117 A	UT Arlington	9 1
22 H	McNeese	5 8				82 H	Michigan St.	7 9	117 H	UT Arlington	4 5
22 H	McNeese	5 18				82 H	Michigan St.	7 19	119 A	SFA	2 4
						82 H	Michigan St.	2 9	119 A	SFA	8 11
						82 H	Michigan St.	5 14	119 A	SFA	6 14
						87 H	Sam Houston St.	3 14	127 A	Houston Baptist	7 8
						87 H	Sam Houston St.	12 19	127 A	Houston Baptist	4 9
						87 H	Sam Houston St.	3 13	127 A	Houston Baptist	3 10
									130 H	Lamar University	11 17
									130 H	Lamar University	8 13
									130 H	Lamar University	9 0
									141 A	New Orleans	6 8
									141 A	New Orleans	8 9
									141 A	New Orleans	6 12
									171 H	Creighton	3 2
									171 H	Creighton	8 7
									171 H	Creighton	4 3
									257 H	Incarnate Word	5 0
									257 H	Incarnate Word	3 6
									257 H	Incarnate Word	4 5
									276 H	North Dakota St.	9 1
									276 H	North Dakota St.	5 3
									276 H	North Dakota St.	4 1
LAST 10 GAMES											
56 H	DBU	7 11	127 A	Houston Baptist	4 9						
130 H	Lamar University	9 0	127 A	Houston Baptist	7 8						
130 H	Lamar University	8 13	46 A	Texas A&M	1 8						
130 H	Lamar University	11 17	22 H	McNeese	5 8						
127 A	Houston Baptist	3 10	22 H	McNeese	5 18						

Non-Div. I Games: Tex. Permian Basin 13 5 Tex. Permian Basin 3 2

Abilene Christian

Average RPI Win: 227		WON-LOST	WINNING	LAST 10	STRENGTH OF		OPP. STRENGTH	TEAM	ADJ		CONF.	ADJ CONF.
Average RPI Loss: 159		RECORD	PCT. RANK	GAMES	SCHEDULE		OF SCHEDULE	RPI	RPI		RPI	RPI
DIV. I ONLY		14-18-0	.4375	199	5-5-0		286	256	253		.43908	253
DIV. I NON-CONF.		9-9-0	.5	141	1-0-0		232	179	129		.50924	128
TOTALS		RPI 1-25	RPI 26-50		W-L RECORDS		RPI 51-100		RPI 101-150		RPI 150+	
14-18-0	0-0-0	0-3-0		OVERALL		2-1-0		2-5-0		10-9-0		
4-4-0	0-0-0	0-0-0		HOME		0-0-0		0-0-0		4-4-0		
8-14-0	0-0-0	0-3-0		AWAY		2-1-0		2-5-0		4-5-0		
2-0-0	0-0-0	0-0-0		NEUTRAL		0-0-0		0-0-0		2-0-0		
9-9-0	0-0-0	0-3-0		NON-CONFERENCE		2-1-0		1-2-0		6-3-0		
1-0-0	0-0-0	0-0-0		HOME		0-0-0		0-0-0		1-0-0		
6-9-0	0-0-0	0-0-		AWAY		2-1-0		1-2-0		3-3-0		
2-0-0	0-0-0	0-0-0		NEUTRAL		0-0-0		0-0-0		2-0-0		
5-9-0	0-0-0	0-0-0		CONFERENCE		0-0-0		1-3-0		4-6-0		
3-4-0	0-0-0	0-0-0		HOME		0-0-0		0-0-0		3-4-0		
2-5-0	0-0-0	0-0-0		AWAY		0-0-0		1-3-0		1-2-0		
0-0-0	0-0-0	0-0-0		NEUTRAL		0-0-0		0-0-0		0-0-0		
RPI	S	Opponent	Score	RPI	S	Opponent	Score	RPI	S	Opponent	Score	
35	A	Old Dominion	0 13	85	A	Seton Hall	2 10	127	A	Houston Baptist	4 2	
35	A	Old Dominion	7 11	85	A	Seton Hall	2 1	127	A	Houston Baptist	1 14	
35	A	Old Dominion	8 16	85	A	Seton Hall	6 2	127	A	Houston Baptist	5 11	
								134	A	Bryant	8 4	
								134	A	Bryant	11 13	
								134	A	Bryant	5 8	
								134	A	Bryant	2 7	
								160	A	Nicholls St.	0 3	
								188	A	Stony Brook	11 15	
								188	A	Stony Brook	0 1	
								199	H	Central Conn. St.	6 4	
								199	H	Central Conn. St.	0 3	
								199	H	Central Conn. St.	8 9	
								199	H	Central Conn. St.	0 5	
								256	A	Manhattan	11 3	
								256	H	Manhattan	11 2	
								271	A	Hofstra	9 6	
								282	N	Grambling	7 3	
								296	N	Southern U.	9 4	
								297	A	Mt. St. Mary's	8 18	
								297	A	Mt. St. Mary's	7 8	
								297	A	Mt. St. Mary's	15 11	
								297	H	Mt. St. Mary's	12 8	
								297	H	Mt. St. Mary's	8 11	
								297	H	Mt. St. Mary's	12 10	
								299	A	Saint Peter's	12 10	
LAST 10 GAMES								297	A	Mt. St. Mary's	15 11	
297	H	Mt. St. Mary's	12 8	134	A	Bryant	8 4	297	H	Mt. St. Mary's	12 8	
297	H	Mt. St. Mary's	12 10	134	A	Bryant	5 8	297	H	Mt. St. Mary's	8 11	
297	H	Mt. St. Mary's	8 11	134	A	Bryant	2 7	297	H	Mt. St. Mary's	12 10	
256	A	Manhattan	11 3	199	H	Central Conn. St.	0 3	299	A	Saint Peter's	12 10	
134	A	Bryant	11 13	199	H	Central Conn. St.	6 4					

Non-Div. I Games:

LIU Brooklyn

Average RPI Win: 213		WON-LOST	WINNING	LAST 10	STRENGTH OF		OPP. STRENGTH	TEAM	ADJ	CONF.	ADJ CONF.
Average RPI Loss: 171		RECORD	PCT. RANK	GAMES	SCHEDULE		OF SCHEDULE	RPI	RPI	RPI	RPI
DIV. I ONLY		13-25-0	.34211	252	3-7-0		232	198	254	.43818	18
DIV. I NON-CONF.		8-15-0	.34783	239	1-1-0		271	237	254	.43601	20
TOTALS		RPI 1-25	RPI 26-50		W-L RECORDS		RPI 51-100		RPI 101-150		RPI 150+
13-25-0	0-1-0	0-0-0		OVERALL		1-3-0		0-0-0		12-21-0	
6-10-0	0-0-0	0-0-0		HOME		1-2-0		0-0-0		5-8-0	
7-15-0	0-1-0	0-0-0		AWAY		0-1-0		0-0-0		7-13-0	
0-0-0	0-0-0	0-0-0		NEUTRAL		0-0-0		0-0-0		0-0-0	
8-15-0	0-1-0	0-0-0		NON-CONFERENCE		0-1-0		0-0-0		8-13-0	
2-5-0	0-0-0	0-0-0		HOME		0-0-0		0-0-0		2-5-0	
6-10-0	0-1-0	0-0-0		AWAY		0-1-0		0-0-0		6-8-0	
0-0-0	0-0-0	0-0-0		NEUTRAL		0-0-0		0-0-0		0-0-0	
5-10-0	0-0-0	0-0-0		CONFERENCE		1-2-0		0-0-0		4-8-0	
4-5-0	0-0-0	0-0-0		HOME		1-2-0		0-0-0		3-3-0	
1-5-0	0-0-0	0-0-0		AWAY		0-0-0		0-0-0		1-5-0	
0-0-0	0-0-0	0-0-0		NEUTRAL		0-0-0		0-0-0		0-0-0	
RPI S	Opponent	Score		RPI S	Opponent	Score		RPI S	Opponent	Score	
14 A	Virginia	2	13					84 H	Winthrop	9	7
								84 H	Winthrop	3	7
								84 H	Winthrop	4	15
								90 A	VCU	4	5
								157 A	Elon	0	7
								157 A	Elon	9	5
								157 A	Elon	5	10
								159 A	Wofford	5	6
								161 A	Gardner-Webb	2	4
								161 A	Gardner-Webb	2	7
								161 A	Gardner-Webb	3	4
								172 A	Radford	6	16
								172 A	Radford	0	10
								172 A	Radford	7	1
								176 H	Presbyterian	1	2
								176 H	Presbyterian	2	10
								176 H	Presbyterian	2	1
								191 A	VMI	3	4
								191 H	VMI	4	6
								192 H	Charleston So.	7	2
								192 H	Charleston So.	1	0
								192 H	Charleston So.	7	8
								193 A	UNCW	3	7
								193 A	UNCW	5	3
								193 A	UNCW	1	11
								214 H	Albany (NY)	6	13
								214 H	Albany (NY)	11	6
								214 H	Albany (NY)	3	11
								220 H	George Mason	5	6
								229 H	James Madison	3	4
								255 A	Richmond	7	11
LAST 10 GAMES				84 H	Winthrop	3	7	176 H	Presbyterian	1	2
				84 H	Winthrop	4	15	176 H	Presbyterian	2	1
				84 H	Winthrop	9	7	263 H	N.C. Central	3	2
				14 A	Virginia	2	13	161 A	Gardner-Webb	2	7
				176 H	Presbyterian	2	10	161 A	Gardner-Webb	3	4

Non-Div. I Games:

Longwood

Longwood



Average RPI Win:	216	WON-LOST RECORD	WINNING PCT. RANK	LAST 10 GAMES	STRENGTH OF SCHEDULE	OPP. STRENGTH OF SCHEDULE	TEAM RPI	ADJ RPI	CONF. RPI	ADJ CONF. RPI		
DIV. I ONLY		14-24-0	.36842	241	3-7-0	212	220	255	.43773	255	24	24
DIV. I NON-CONF.		9-17-0	.34615	240	0-2-0	182	226	250	.43914	250	24	24
<hr/>												
TOTALS	RPI 1-25	RPI 26-50		W-L RECORDS		RPI 51-100		RPI 101-150		RPI 150+		
14-24-0	0-1-0	0-3-0		OVERALL		1-4-0		1-1-0		12-15-0		
9-12-0	0-0-0	0-1-0		HOME		1-3-0		1-1-0		7-7-0		
4-11-0	0-1-0	0-1-0		AWAY		0-1-0		0-0-0		4-8-0		
1-1-0	0-0-0	0-1-0		NEUTRAL		0-0-0		0-0-0		1-0-0		
9-17-0	0-1-0	0-3-0		NON-CONFERENCE		0-2-0		1-1-0		8-10-0		
7-8-0	0-0-0	0-1-0		HOME		0-1-0		1-1-0		6-5-0		
1-8-0	0-1-0	0-0-		AWAY		0-1-0		0-0-0		1-5-0		
1-1-0	0-0-0	0-1-0		NEUTRAL		0-0-0		0-0-0		1-0-0		
5-7-0	0-0-0	0-0-0		CONFERENCE		1-2-0		0-0-0		4-5-0		
2-4-0	0-0-0	0-0-0		HOME		1-2-0		0-0-0		1-2-0		
3-3-0	0-0-0	0-0-0		AWAY		0-0-0		0-0-0		3-3-0		
0-0-0	0-0-0	0-0-0		NEUTRAL		0-0-0		0-0-0		0-0-0		
<hr/>												
RPI	S	Opponent	Score	RPI	S	Opponent	Score	RPI	S	Opponent	Score	
25	A	Maryland	11 12	32	N	St. John's (NY)	3 7	55	H	Rhode Island	1 5	
				36	A	Texas	0 9	55	H	Rhode Island	7 6	
				47	H	Binghamton	0 15	55	H	Rhode Island	5 16	
								66	A	Coastal Caro.	5 8	
								82	H	Michigan St.	4 13	
								118	H	Cornell	8 7	
								120	H	William & Mary	10 11	
								168	A	Texas St.	2 13	
								168	A	Texas St.	3 18	
								168	A	Texas St.	5 6	
								191	A	VMI	3 6	
								195	H	UNC Asheville	1 4	
								195	H	UNC Asheville	4 2	
								195	H	UNC Asheville	5 3	
								201	H	Toledo	4 6	
								201	H	Toledo	15 9	
								210	H	George Washington	8 5	
								210	H	George Washington	2 4	
								210	H	George Washington	4 10	
								221	N	N.C. A&T	3 1	
								225	H	Norfolk St.	8 10	
								229	A	James Madison	7 9	
								243	H	Campbell	4 5	
								248	A	Saint Joseph's	1 2	
								248	A	Saint Joseph's	0 1	
								248	A	Saint Joseph's	10 2	
				LAST 10 GAMES				254	H	Longwood	11 7	
				248	A	Saint Joseph's	0 1	55	H	Rhode Island	7 6	
				248	A	Saint Joseph's	1 2	55	H	Rhode Island	1 5	
				248	A	Saint Joseph's	10 2	229	A	James Madison	7 9	
				120	H	William & Mary	10 11	210	H	George Washington	4 10	
				55	H	Rhode Island	5 16	210	H	George Washington	8 5	
								275	A	Dayton	5 6	

**Non-Div. I Games:**

Richmond

RPI	S	Opponent	Score	
275	A	Dayton	10	5
275	A	Dayton	11	1

Richmond

R  
i  
c  
h  
m  
o  
n  
d

R  
i  
c  
h  
m  
o  
n  
d

M  
a  
n  
h  
a  
t  
t  
a  
n

## Manhattan

RPI	S	Opponent	Score	
285	N	Lehigh	16	0

Manhattan

M  
a  
n  
h  
a  
t  
t  
a  
n

M  
a  
n  
h  
a  
t  
t  
a  
n

Average RPI Win:	234	WON-LOST RECORD	WINNING PCT. RANK	LAST 10 GAMES	STRENGTH OF SCHEDULE	OPP. STRENGTH OF SCHEDULE	TEAM RPI	ADJ RPI	CONF. RPI	ADJ CONF. RPI	
Average RPI Loss:	146										
DIV. I ONLY	17-24-0	.41463	211	2-8-0	261	211	257	.43722	257	13	13
DIV. I NON-CONF.	12-10-0	.54545	116	1-3-0	287	272	244	.44461	243	14	14
<hr/>											
TOTALS	RPI 1-25	RPI 26-50		W-L RECORDS		RPI 51-100		RPI 101-150		RPI 150+	
17-24-0	0-0-0	0-2-0		OVERALL		0-2-0		4-12-0		13-8-0	
11-10-0	0-0-0	0-0-0		HOME		0-0-0		4-9-0		7-1-0	
5-12-0	0-0-0	0-2-0		AWAY		0-1-0		0-3-0		5-6-0	
1-2-0	0-0-0	0-0-0		NEUTRAL		0-1-0		0-0-0		1-1-0	
<hr/>											
12-10-0	0-0-0	0-2-0		NON-CONFERENCE		0-2-0		2-2-0		10-4-0	
9-3-0	0-0-0	0-0-0		HOME		0-0-0		2-2-0		7-1-0	
2-5-0	0-0-0	0-0-		AWAY		0-1-0		0-0-0		2-2-0	
1-2-0	0-0-0	0-0-0		NEUTRAL		0-1-0		0-0-0		1-1-0	
<hr/>											
5-14-0	0-0-0	0-0-0		CONFERENCE		0-0-0		2-10-0		3-4-0	
2-7-0	0-0-0	0-0-0		HOME		0-0-0		2-7-0		0-0-0	
3-7-0	0-0-0	0-0-0		AWAY		0-0-0		0-3-0		3-4-0	
0-0-0	0-0-0	0-0-0		NEUTRAL		0-0-0		0-0-0		0-0-0	
<hr/>											
RPI	S	Opponent	Score	RPI	S	Opponent	Score	RPI	S	Opponent	Score
				30	A	Houston	1 8	93	N	Notre Dame	10 12
				46	A	Texas A&M	5 12	98	A	UTSA	0 16
										119	H SFA 3 22
										119	H SFA 6 19
										119	H SFA 8 21
										127	H Houston Baptist 2 5
										127	H Houston Baptist 0 6
										127	H Houston Baptist 1 3
										128	H Central Mich. 11 10
										128	H Central Mich. 10 4
										128	H Central Mich. 5 25
										128	H Central Mich. 2 5
										129	H Central Ark. 5 3
										129	H Central Ark. 9 8
										129	H Central Ark. 10 15
										130	A Lamar University 1 3
										130	A Lamar University 2 5
										130	A Lamar University 6 9
										160	A Nicholls St. 5 4
										160	A Nicholls St. 1 4
										160	A Nicholls St. 8 9
										165	N Saint Louis 3 6
										216	A A&M-Corpus Christi 8 10
				LAST 10 GAMES						252	A Abilene Christian 0 5
				286	A	Prairie View	17 4	160	A	Nicholls St.	8 9
				127	H	Houston Baptist	1 3	160	A	Nicholls St.	5 4
				127	H	Houston Baptist	0 6	160	A	Nicholls St.	1 4
				127	H	Houston Baptist	2 5	262	A	Utah Valley	8 11
				98	A	UTSA	0 16	262	A	Utah Valley	0 5
								262	A	Utah Valley	8 11

Non-Div. I Games:

Incarnate Word

RPI	S	Opponent	Score	
262	A	Utah Valley	6	4
269	H	Texas Southern	17	9
269	H	Texas Southern	7	5
278	H	Omaha	12	11
278	H	Omaha	3	0
278	H	Omaha	9	6
286	A	Prairie View	17	4
286	H	Prairie View	11	1
294	H	Lafayette	6	5
294	N	Lafayette	4	3

Incarnate Word

I  
n  
c  
a  
r  
n  
a  
t  
e  
W  
o  
r  
d

I  
n  
c  
a  
r  
n  
a  
t  
e  
W  
o  
r  
d

Average RPI Win:	219	WON-LOST RECORD	WINNING PCT. RANK	LAST 10 GAMES	STRENGTH OF SCHEDULE	OPP. STRENGTH OF SCHEDULE	TEAM RPI	ADJ RPI	CONF. RPI	ADJ CONF. RPI	
DIV. I ONLY	18-23-0	.43902	196	5-5-0	276	247	258	.43596	258	28	28
DIV. I NON-CONF.	9-16-0	.36	234	0-2-0	219	170	240	.44834	239	30	30
TOTALS	RPI 1-25	RPI 26-50	W-L RECORDS	RPI 51-100	RPI 101-150	RPI 150+					
18-23-0	0-0-0	0-1-0	OVERALL	0-0-0	4-8-0	14-14-0					
6-9-0	0-0-0	0-1-0	HOME	0-0-0	1-5-0	5-3-0					
6-8-0	0-0-0	0-0-0	AWAY	0-0-0	0-0-0	6-8-0					
6-6-0	0-0-0	0-0-0	NEUTRAL	0-0-0	3-3-0	3-3-0					
9-16-0	0-0-0	0-1-0	NON-CONFERENCE	0-0-0	4-8-0	5-7-0					
1-6-0	0-0-0	0-1-0	HOME	0-0-0	1-5-0	0-0-0					
2-4-0	0-0-0	0-0-	AWAY	0-0-0	0-0-0	2-4-0					
6-6-0	0-0-0	0-0-0	NEUTRAL	0-0-0	3-3-0	3-3-0					
9-7-0	0-0-0	0-0-0	CONFERENCE	0-0-0	0-0-0	9-7-0					
5-3-0	0-0-0	0-0-0	HOME	0-0-0	0-0-0	5-3-0					
4-4-0	0-0-0	0-0-0	AWAY	0-0-0	0-0-0	4-4-0					
0-0-0	0-0-0	0-0-0	NEUTRAL	0-0-0	0-0-0	0-0-0					
RPI	S	Opponent	Score	RPI	S	Opponent	Score	RPI	S	Opponent	Score
				47	H	Binghamton	0 12				
								103	N	Iowa	7 1
								118	H	Cornell	2 5
								118	H	Cornell	1 0
								118	H	Cornell	3 7
								118	H	Cornell	4 11
								133	N	Marist	8 10
								133	N	Marist	0 5
								133	N	Marist	7 3
								140	N	Butler	3 4
								148	H	St. Bonaventure	4 7
								148	H	St. Bonaventure	4 5
								149	N	Northeastern	9 7
								155	N	Hartford	9 5
								162	N	Ohio St.	2 5
								163	A	Davidson	8 0
								179	A	Holy Cross	2 11
								179	A	Holy Cross	11 5
								179	A	Holy Cross	3 5
								179	A	Holy Cross	6 14
								191	A	VMI	1 6
								191	A	VMI	4 0
								191	A	VMI	2 10
								204	A	Penn St.	3 5
								204	A	Penn St.	3 4
								208	N	Harvard	8 9
								240	N	Massachusetts	11 9
								240	N	Massachusetts	3 1
LAST 10 GAMES											
				179	A	Holy Cross	6 14	148	H	St. Bonaventure	4 5
				179	A	Holy Cross	2 11	294	H	Lafayette	8 5
				179	A	Holy Cross	11 5	294	H	Lafayette	11 10
				179	A	Holy Cross	3 5	294	H	Lafayette	6 5
				148	H	St. Bonaventure	4 7	294	H	Lafayette	4 1

Non-Div. I Games:

Bucknell

RPI	S	Opponent	Score	
240	N	Massachusetts	5	17
241	H	Army West Point	4	7
241	H	Army West Point	1	10
241	H	Army West Point	10	5
241	H	Army West Point	14	16
285	A	Lehigh	8	0
285	A	Lehigh	3	2
285	A	Lehigh	2	10
285	A	Lehigh	3	1
294	H	Lafayette	4	1
294	H	Lafayette	6	5
294	H	Lafayette	11	10
294	H	Lafayette	8	5

Bucknell

B  
u  
c  
k  
n  
e  
l  
l

B  
u  
c  
k  
n  
e  
l  
l



Average RPI Win:	230	WON-LOST RECORD	WINNING PCT. RANK	LAST 10 GAMES		STRENGTH OF SCHEDULE	OPP. STRENGTH OF SCHEDULE	TEAM RPI	ADJ RPI	CONF. RPI	ADJ CONF. RPI				
Average RPI Loss:	185														
DIV. I ONLY		13-25-0	.34211	252	6-4-0	263	278	259	.43593	259	30	29			
DIV. I NON-CONF.		7-19-0	.26923	260	2-1-0	257	271	253	.43654	253	28	28			
<hr/>															
TOTALS	RPI 1-25		RPI 26-50		W-L RECORDS		RPI 51-100		RPI 101-150		RPI 150+				
13-25-0	0-0-0		0-0-0		OVERALL		2-4-0		0-2-0		11-19-0				
4-4-0	0-0-0		0-0-0		HOME		0-0-0		0-0-0		4-4-0				
9-21-0	0-0-0		0-0-0		AWAY		2-4-0		0-2-0		7-14-0				
0-0-0	0-0-0		0-0-0		NEUTRAL		0-0-0		0-0-0		0-0-0				
7-19-0	0-0-0		0-0-0		NON-CONFERENCE		2-4-0		0-0-0		5-15-0				
0-1-0	0-0-0		0-0-0		HOME		0-0-0		0-0-0		0-1-0				
7-18-0	0-0-0		0-0-		AWAY		2-4-0		0-0-0		5-14-0				
0-0-0	0-0-0		0-0-0		NEUTRAL		0-0-0		0-0-0		0-0-0				
6-6-0	0-0-0		0-0-0		CONFERENCE		0-0-0		0-2-0		6-4-0				
4-3-0	0-0-0		0-0-0		HOME		0-0-0		0-0-0		4-3-0				
2-3-0	0-0-0		0-0-0		AWAY		0-0-0		0-2-0		2-1-0				
0-0-0	0-0-0		0-0-0		NEUTRAL		0-0-0		0-0-0		0-0-0				
RPI	S	Opponent	Score	RPI	S	Opponent	Score	RPI	S	Opponent	Score	RPI	S	Opponent	Score
						55 A Rhode Island	4 6			134 A Bryant	5 8				
						65 A Yale	9 6			134 A Bryant	5 7				
						67 A FGCU	1 5			151 A Hawaii	2 8				
						67 A FGCU	8 13			151 A Hawaii	1 4				
						67 A FGCU	10 5			151 A Hawaii	3 6				
						67 A FGCU	3 9			151 A Hawaii	5 6				
										155 A Hartford	8 9				
										167 A Fairfield	8 5				
										188 A Stony Brook	5 11				
										188 A Stony Brook	5 6				
										188 A Stony Brook	3 9				
										188 H Stony Brook	5 11				
										199 A Central Conn. St.	6 2				
										199 A Central Conn. St.	4 3				
										199 A Central Conn. St.	1 2				
										233 A Fordham	0 1				
										233 A Fordham	1 8				
										233 A Fordham	1 2				
										277 H Wagner	6 4				
										277 H Wagner	3 4				
										277 H Wagner	1 6				
						LAST 10 GAMES				281 A Seattle U	3 6				
						277 H Wagner	3 4			281 A Seattle U	4 6				
						277 H Wagner	6 4			281 A Seattle U	12 5				
						277 H Wagner	1 6			281 A Seattle U	6 3				
						167 A Fairfield	8 5			288 H Fairleigh Dickinson	8 13				
						288 H Fairleigh Dickinson	8 13			188 H Stony Brook	5 11				
										288 H Fairleigh Dickinson	6 5				

**Non-Div. I Games:**

Sacred Heart

RPI	S	Opponent	Score	
288	H	Fairleigh Dickinson	6	5
288	H	Fairleigh Dickinson	15	9
293	A	NYIT	6	0
293	A	NYIT	6	2
293	A	NYIT	3	4

Sacred Heart

S  
a  
c  
r  
e  
d  
H  
e  
a  
r  
t

S  
a  
c  
r  
e  
d  
H  
e  
a  
r  
t

Average RPI Win:	183	WON-LOST RECORD	WINNING PCT. RANK	LAST 10 GAMES	STRENGTH OF SCHEDULE	OPP. STRENGTH OF SCHEDULE	TEAM RPI	ADJ RPI	CONF. RPI	ADJ CONF. RPI	
Average RPI Loss:	153										
DIV. I ONLY	10-26-0	.27778	275	2-8-0	199	215	260	.43464	260	21	21
DIV. I NON-CONF.	4-15-0	.21053	273	0-1-0	152	244	259	.43306	259	18	18
<hr/>											
TOTALS	RPI 1-25	RPI 26-50		W-L RECORDS		RPI 51-100		RPI 101-150		RPI 150+	
10-26-0	0-0-0	0-3-0		OVERALL		2-3-0		1-8-0		7-12-0	
3-7-0	0-0-0	0-0-0		HOME		1-0-0		1-2-0		1-5-0	
4-18-0	0-0-0	0-3-0		AWAY		1-3-0		0-6-0		3-6-0	
3-1-0	0-0-0	0-0-0		NEUTRAL		0-0-0		0-0-0		3-1-0	
<hr/>											
4-15-0	0-0-0	0-3-0		NON-CONFERENCE		1-2-0		0-3-0		3-7-0	
0-3-0	0-0-0	0-0-0		HOME		0-0-0		0-0-0		0-3-0	
1-11-0	0-0-0	0-0-		AWAY		1-2-0		0-3-0		0-3-0	
3-1-0	0-0-0	0-0-0		NEUTRAL		0-0-0		0-0-0		3-1-0	
<hr/>											
6-11-0	0-0-0	0-0-0		CONFERENCE		1-1-0		1-5-0		4-5-0	
3-4-0	0-0-0	0-0-0		HOME		1-0-0		1-2-0		1-2-0	
3-7-0	0-0-0	0-0-0		AWAY		0-1-0		0-3-0		3-3-0	
0-0-0	0-0-0	0-0-0		NEUTRAL		0-0-0		0-0-0		0-0-0	
<hr/>											
RPI S	Opponent	Score	RPI S	Opponent	Score	RPI S	Opponent	Score	RPI S	Opponent	Score
			46 A	Texas A&M	1 15	69 A	Kent St.	0 3	104 A	Middle Tenn.	8 20
			46 A	Texas A&M	5 16	69 H	Kent St.	9 3	114 A	Jacksonville St.	0 5
			46 A	Texas A&M	2 19	83 A	Morehead St.	7 11	128 H	Central Mich.	3 2
						83 A	Morehead St.	6 5	128 H	Central Mich.	2 8
						83 A	Morehead St.	6 9	128 H	Central Mich.	7 8
									132 A	Ball St.	4 7
									132 A	Ball St.	5 23
									132 A	Ball St.	6 13
									143 A	Belmont	5 7
									177 A	Lipscomb	0 2
									178 A	Eastern Mich.	0 3
									178 A	Eastern Mich.	6 2
									178 A	Eastern Mich.	6 7
									182 H	Niagara	1 3
									182 H	Niagara	2 3
									201 H	Toledo	5 4
									201 H	Toledo	4 20
									201 H	Toledo	4 8
									218 N	Georgia St.	6 3
									218 N	Georgia St.	4 1
									241 N	Army West Point	0 5
									241 N	Army West Point	5 0
			LAST 10 GAMES						241 N	Army West Point	5 0
			69 A	Kent St.	0 3	132 A	Ball St.	6 13	249 A	Northern Ill.	0 11
			128 H	Central Mich.	2 8	132 A	Ball St.	5 23	249 A	Northern Ill.	7 4
			128 H	Central Mich.	3 2	132 A	Ball St.	4 7	249 A	Northern Ill.	9 1
			128 H	Central Mich.	7 8	69 H	Kent St.	9 3	261 A	Youngstown St.	5 6
			261 A	Youngstown St.	5 6	201 H	Toledo	4 8	261 H	Youngstown St.	1 3

Non-Div. I Games:

Bowling Green

Bowling Green

Average RPI Win:	192	WON-LOST	WINNING	LAST 10	STRENGTH OF	OPP. STRENGTH	TEAM	ADJ	CONF.	ADJ CONF.			
Average RPI Loss:	171	RECORD	PCT. RANK	GAMES	SCHEDULE	OF SCHEDULE	RPI	RPI	RPI	RPI			
DIV. I ONLY	12-27-0	.30769	268	4-6-0	213	263	261	.43446	261	23	23		
DIV. I NON-CONF.	6-14-0	.3	251	2-1-0	235	228	242	.44517	241	21	21		
<hr/>													
TOTALS	RPI 1-25	RPI 26-50		W-L RECORDS		RPI 51-100		RPI 101-150		RPI 150+			
12-27-0	0-0-0	0-0-0		OVERALL		3-6-0		0-6-0		9-15-0			
5-8-0	0-0-0	0-0-0		HOME		1-3-0		0-2-0		4-3-0			
7-17-0	0-0-0	0-0-0		AWAY		2-3-0		0-4-0		5-10-0			
0-2-0	0-0-0	0-0-0		NEUTRAL		0-0-0		0-0-0		0-2-0			
<hr/>													
6-14-0	0-0-0	0-0-0		NON-CONFERENCE		2-4-0		0-1-0		4-9-0			
1-2-0	0-0-0	0-0-0		HOME		0-1-0		0-0-0		1-1-0			
5-10-0	0-0-0	0-0-		AWAY		2-3-0		0-1-0		3-6-0			
0-2-0	0-0-0	0-0-0		NEUTRAL		0-0-0		0-0-0		0-2-0			
<hr/>													
6-13-0	0-0-0	0-0-0		CONFERENCE		1-2-0		0-5-0		5-6-0			
4-6-0	0-0-0	0-0-0		HOME		1-2-0		0-2-0		3-2-0			
2-7-0	0-0-0	0-0-0		AWAY		0-0-0		0-3-0		2-4-0			
0-0-0	0-0-0	0-0-0		NEUTRAL		0-0-0		0-0-0		0-0-0			
<hr/>													
RPI	S	Opponent	Score	RPI	S	Opponent	Score	RPI	S	Opponent	Score		
				63 A Georgia Tech				6	15	122 A Ill.-Chicago		0	1
				63 A Georgia Tech				6	14	122 A Ill.-Chicago		2	10
				63 A Georgia Tech				12	3	122 A Ill.-Chicago		0	3
				69 A Kent St.				11	6	122 H Ill.-Chicago		2	6
				69 H Kent St.				3	6	122 H Ill.-Chicago		2	23
				75 H Wright St.				8	11	145 A Austin Peay		2	9
				75 H Wright St.				5	2	162 A Ohio St.		8	12
				75 H Wright St.				4	16	164 A Canisius		4	2
				83 A Morehead St.				9	23	184 N Indiana St.		4	14
										209 H Oakland		12	4
										209 H Oakland		5	4
										209 H Oakland		6	10
										212 A Eastern Ky.		0	11
										212 A Eastern Ky.		3	8
										212 A Eastern Ky.		6	11
										219 H Ohio		5	6
										245 A Milwaukee		6	5
										245 A Milwaukee		0	3
										245 A Milwaukee		5	14
										245 H Milwaukee		5	1
						245 H Milwaukee		2	5				
						251 A Northern Ky.		8	7				
						251 A Northern Ky.		8	15				
						251 A Northern Ky.		3	6				
						255 A Richmond		8	5				
						255 A Richmond		2	5				
						255 A Richmond		1	7				

Non-Div. I Games:

Youngstown St.

RPI	S	Opponent	Score	
260	A	Bowling Green	3	1
260	H	Bowling Green	6	5
273	N	Illinois St.	7	13

Youngstown St.

Y  
o  
u  
n  
g  
s  
t  
o  
w  
n  
s  
t  
.

Y  
o  
u  
n  
g  
s  
t  
o  
w  
n  
s  
t  
.

U  
t  
a  
h  
v  
a  
l  
l  
e  
y

Utah Valley

RPI	S	Opponent	Score	
238	A	UTRGV	4	3
238	A	UTRGV	4	1
257	H	Incarnate Word	11	8
257	H	Incarnate Word	5	0
257	H	Incarnate Word	4	6
284	H	Chicago St.	3	4
284	H	Chicago St.	4	1
284	H	Chicago St.	11	10

Utah Valley



N.C. Central

RPI	S	Opponent	Score	
287	A	Savannah St.	19	1
287	A	Savannah St.	10	1
289	H	UMES	6	0
291	H	NJIT	7	3
291	H	NJIT	10	1
291	H	NJIT	4	3

N.C. Central

N  
.  
C  
.  
C  
e  
n  
t  
r  
a  
l

N  
.  
C  
.  
C  
e  
n  
t  
r  
a  
l

Average RPI Win:	159	WON-LOST RECORD	WINNING PCT. RANK	LAST 10 GAMES	STRENGTH OF SCHEDULE	OPP. STRENGTH OF SCHEDULE	TEAM RPI	ADJ RPI	CONF. RPI	ADJ CONF. RPI									
DIV. I ONLY		8-23-0	.25806	283	2-7-0	148	232	264	.43139	264	11	11							
DIV. I NON-CONF.		6-19-0	.24	267	2-3-0	178	249	275	.42398	274	16	16							
<hr/>																			
TOTALS	RPI 1-25	RPI 26-50		W-L RECORDS		RPI 51-100		RPI 101-150		RPI 150+									
8-23-0	0-1-0	0-2-0		OVERALL		1-2-0		4-2-0		3-16-0									
4-8-0	0-0-0	0-0-0		HOME		1-0-0		2-1-0		1-7-0									
2-10-0	0-1-0	0-2-0		AWAY		0-0-0		0-0-0		2-7-0									
2-5-0	0-0-0	0-0-0		NEUTRAL		0-2-0		2-1-0		0-2-0									
<hr/>																			
6-19-0	0-1-0	0-2-0		NON-CONFERENCE		1-2-0		2-1-0		3-13-0									
2-7-0	0-0-0	0-0-0		HOME		1-0-0		0-0-0		1-7-0									
2-7-0	0-1-0	0-0-		AWAY		0-0-0		0-0-0		2-4-0									
2-5-0	0-0-0	0-0-0		NEUTRAL		0-2-0		2-1-0		0-2-0									
<hr/>																			
2-4-0	0-0-0	0-0-0		CONFERENCE		0-0-0		2-1-0		0-3-0									
2-1-0	0-0-0	0-0-0		HOME		0-0-0		2-1-0		0-0-0									
0-3-0	0-0-0	0-0-0		AWAY		0-0-0		0-0-0		0-3-0									
0-0-0	0-0-0	0-0-0		NEUTRAL		0-0-0		0-0-0		0-0-0									
<hr/>																			
RPI	S	Opponent	Score		RPI	S	Opponent	Score		RPI	S	Opponent	Score						
18	A	South Fla.	1	8	38	A	Oklahoma	1	17	88	H	Rutgers	3	2					
					38	A	Oklahoma	2	9	95	N	Boston College	3	10					
										95	N	Boston College	1	7					
												103	N	Iowa	10	1			
												108	H	Xavier	1	10			
												108	H	Xavier	1	0			
												108	H	Xavier	3	2			
												128	N	Central Mich.	4	3			
												132	N	Ball St.	1	3			
												159	H	Wofford	0	8			
												159	H	Wofford	3	7			
												159	H	Wofford	0	13			
												171	A	Creighton	2	11			
												171	A	Creighton	1	2			
												171	A	Creighton	5	6			
												185	H	Penn	2	11			
												198	N	Western Mich.	6	11			
												210	H	George Washington	3	0			
												210	H	George Washington	3	6			
												210	H	George Washington	2	5			
												225	A	Norfolk St.	1	4			
												225	A	Norfolk St.	7	12			
												225	A	Norfolk St.	3	11			
												248	A	Saint Joseph's	7	3			
												248	A	Saint Joseph's	1	9			
												248	H	Saint Joseph's	5	6			
												249	N	Northern Ill.	4	6			
												277	A	Wagner	8	4			
LAST 10 GAMES																			
					171	A	Creighton	1	2	210	H	George Washington	2	5	248	H	Saint Joseph's	5	6
					171	A	Creighton	2	11	210	H	George Washington	3	0	249	N	Northern Ill.	4	6
					171	A	Creighton	5	6	248	H	Saint Joseph's	5	6	277	A	Wagner	8	4
					277	A	Wagner	8	4	108	H	Xavier	1	10					
					210	H	George Washington	3	6	108	H	Xavier	1	0					

**Non-Div. I Games:**

Villanova

USCUPSTATE

USC Upstate

RPI	S	Opponent	Score	
239	H	Quinnipiac	5	3
239	H	Quinnipiac	3	11
254	H	Longwood	10	5
272	H	La Salle	7	3
272	H	La Salle	6	3
272	H	La Salle	1	8
275	H	Dayton	21	20

USC Upstate

U  
S  
C  
U  
p  
s  
t  
a  
t  
e

U  
S  
C  
U  
p  
s  
t  
a  
t  
e

# Ion a

I  
o  
n  
a

Iona

Average RPI Win: 219		WON-LOST	WINNING	LAST 10	STRENGTH OF		OPP. STRENGTH	TEAM	ADJ	CONF.	ADJ CONF.
Average RPI Loss: 166		RECORD	PCT. RANK	GAMES	SCHEDULE		OF SCHEDULE	RPI	RPI	RPI	RPI
DIV. I ONLY		12-26-0	.31579	265	4-6-0		235	235	267	.42919	267
DIV. I NON-CONF.		8-21-0	.27586	258	0-4-0		229	219	273	.4249	273
TOTALS		RPI 1-25	RPI 26-50		W-L RECORDS		RPI 51-100		RPI 101-150		RPI 150+
12-26-0	0-1-0	0-4-0		OVERALL		0-0-0		2-2-0		10-19-0	
5-10-0	0-0-0	0-0-0		HOME		0-0-0		1-0-0		4-10-0	
7-15-0	0-1-0	0-4-0		AWAY		0-0-0		1-2-0		6-8-0	
0-1-0	0-0-0	0-0-0		NEUTRAL		0-0-0		0-0-0		0-1-0	
8-21-0	0-1-0	0-4-0		NON-CONFERENCE		0-0-0		2-2-0		6-14-0	
4-8-0	0-0-0	0-0-0		HOME		0-0-0		1-0-0		3-8-0	
4-12-0	0-1-0	0-0-		AWAY		0-0-0		1-2-0		3-5-0	
0-1-0	0-0-0	0-0-0		NEUTRAL		0-0-0		0-0-0		0-1-0	
4-5-0	0-0-0	0-0-0		CONFERENCE		0-0-0		0-0-0		4-5-0	
1-2-0	0-0-0	0-0-0		HOME		0-0-0		0-0-0		1-2-0	
3-3-0	0-0-0	0-0-0		AWAY		0-0-0		0-0-0		3-3-0	
0-0-0	0-0-0	0-0-0		NEUTRAL		0-0-0		0-0-0		0-0-0	
RPI S	Opponent	Score		RPI S	Opponent	Score		RPI S	Opponent	Score	
20 A	Vanderbilt	4	7	28 A	Indiana	3	6	129 A	Central Ark.	9	16
				29 A	Southern Miss.	2	18	129 A	Central Ark.	9	10
				29 A	Southern Miss.	10	14	129 A	Central Ark.	9	3
				29 A	Southern Miss.	2	9	145 H	Austin Peay	6	1
								175 A	Southern Ill.	3	8
								175 A	Southern Ill.	2	5
								175 A	Southern Ill.	2	3
								177 A	Lipscomb	1	4
								177 A	Lipscomb	10	5
								177 A	Lipscomb	3	4
								181 A	UT Martin	8	9
								181 H	UT Martin	4	12
								184 H	Indiana St.	4	1
								184 H	Indiana St.	1	9
								184 H	Indiana St.	3	5
								198 H	Western Mich.	6	5
								198 H	Western Mich.	3	4
								198 H	Western Mich.	2	11
								202 N	Murray St.	1	8
								243 A	Campbell	6	2
								243 A	Campbell	13	9
								243 A	Campbell	1	8
								244 A	SIUE	2	5
								244 H	SIUE	7	8
								245 H	Milwaukee	2	0
								245 H	Milwaukee	2	8
								245 H	Milwaukee	5	7
LAST 10 GAMES				202 N	Murray St.	1	8	273 A	Illinois St.	8	1
				249 H	Northern Ill.	0	1	273 A	Illinois St.	12	9
				249 H	Northern Ill.	2	5	184 H	Indiana St.	3	5
				181 A	UT Martin	8	9	184 H	Indiana St.	4	1
				273 A	Illinois St.	1	0	184 H	Indiana St.	1	9

Non-Div. I Games: Southern Ind. 5 1

Evansville

RPI	S	Opponent	Score	
245	H	Milwaukee	6	4
249	H	Northern Ill.	0	1
249	H	Northern Ill.	2	5
273	A	Illinois St.	1	0
273	A	Illinois St.	12	9
273	A	Illinois St.	8	1

Evansville

E  
v  
a  
n  
s  
v  
i  
l  
l  
e

E  
v  
a  
n  
s  
v  
i  
l  
l  
e



Average RPI Win: 140		WON-LOST RECORD		WINNING PCT. RANK		LAST 10 GAMES		STRENGTH OF SCHEDULE		OPP. STRENGTH OF SCHEDULE		TEAM RPI		ADJ RPI		CONF. RPI		ADJ CONF. RPI	
DIV. I ONLY		8-31-0		.20513 292		1-9-0		104		174		268		.42748 268		12		12	
DIV. I NON-CONF.		4-20-0		.16667 282		0-2-0		112		185		281		.41095 281		11		11	
TOTALS		RPI 1-25		RPI 26-50		W-L RECORDS		RPI 51-100		RPI 101-150		RPI 150+							
8-31-0		0-1-0		1-1-0		OVERALL		3-13-0		1-8-0		3-8-0							
6-20-0		0-0-0		1-1-0		HOME		2-7-0		1-7-0		2-5-0							
2-11-0		0-1-0		0-0-0		AWAY		1-6-0		0-1-0		1-3-0							
0-0-0		0-0-0		0-0-0		NEUTRAL		0-0-0		0-0-0		0-0-0							
4-20-0		0-1-0		1-1-0		NON-CONFERENCE		1-6-0		0-6-0		2-6-0							
4-13-0		0-0-0		1-1-0		HOME		1-2-0		0-5-0		2-5-0							
0-7-0		0-1-0		0-0-		AWAY		0-4-0		0-1-0		0-1-0							
0-0-0		0-0-0		0-0-0		NEUTRAL		0-0-0		0-0-0		0-0-0							
4-11-0		0-0-0		0-0-0		CONFERENCE		2-7-0		1-2-0		1-2-0							
2-7-0		0-0-0		0-0-0		HOME		1-5-0		1-2-0		0-0-0							
2-4-0		0-0-0		0-0-0		AWAY		1-2-0		0-0-0		1-2-0							
0-0-0		0-0-0		0-0-0		NEUTRAL		0-0-0		0-0-0		0-0-0							
RPI	S	Opponent		Score		RPI	S	Opponent		Score		RPI	S	Opponent		Score			
19	A	Stanford		2	8	31	H	Michigan		3	10	51	H	Washington		2	5		
						42	H	UConn		9	5	51	H	Washington		4	3		
												51	H	Washington		1	8		
												54	A	Oregon		2	6		
												54	A	Oregon		1	2		
												54	A	Oregon		0	10		
												54	A	Oregon		0	3		
												59	H	San Diego		2	9		
												59	H	San Diego		15	12		
												59	H	San Diego		1	11		
												68	H	Gonzaga		7	13		
												68	H	Gonzaga		6	7		
												68	H	Gonzaga		8	9		
												74	A	Loyola Marymount		10	3		
												74	A	Loyola Marymount		3	6		
												74	A	Loyola Marymount		1	5		
LAST 10 GAMES																			
	19	A	Stanford		2	8	68	H	Gonzaga		7	13							
	124	H	San Francisco		7	12	68	H	Gonzaga		6	7							
	124	H	San Francisco		2	4	139	A	Cal Poly		0	15							
	124	H	San Francisco		3	2	74	A	Loyola Marymount		1	5							
	68	H	Gonzaga		8	9	74	A	Loyola Marymount		3	6							

Non-Div. I Games:

Santa Clara

Average RPI Win: 266		WON-LOST	WINNING	LAST 10	STRENGTH OF		OPP. STRENGTH	TEAM	ADJ	CONF.	ADJ CONF.
Average RPI Loss: 200		RECORD	PCT. RANK	GAMES	SCHEDULE		OF SCHEDULE	RPI	RPI	RPI	RPI
DIV. I ONLY		15-25-0	.375	236	5-5-0		275	295	269	.42312	269
DIV. I NON-CONF.		2-15-0	.11765	291	0-1-0		109	200	260	.4321	260
TOTALS		RPI 1-25	RPI 26-50		W-L RECORDS		RPI 51-100		RPI 101-150		RPI 150+
15-25-0	0-2-0	0-1-0		OVERALL		0-0-0		1-4-0		14-18-0	
9-2-0	0-0-0	0-0-0		HOME		0-0-0		0-0-0		9-2-0	
6-22-0	0-0-0	0-1-0		AWAY		0-0-0		1-4-0		5-14-0	
0-1-0	0-0-0	0-0-0		NEUTRAL		0-0-0		0-0-0		0-1-0	
2-15-0	0-2-0	0-1-0		NON-CONFERENCE		0-0-0		1-4-0		1-8-0	
0-0-0	0-0-0	0-0-0		HOME		0-0-0		0-0-0		0-0-0	
2-15-0	0-2-0	0-0-		AWAY		0-0-0		1-4-0		1-8-0	
0-0-0	0-0-0	0-0-0		NEUTRAL		0-0-0		0-0-0		0-0-0	
13-10-0	0-0-0	0-0-0		CONFERENCE		0-0-0		0-0-0		13-10-0	
9-2-0	0-0-0	0-0-0		HOME		0-0-0		0-0-0		9-2-0	
4-7-0	0-0-0	0-0-0		AWAY		0-0-0		0-0-0		4-7-0	
0-1-0	0-0-0	0-0-0		NEUTRAL		0-0-0		0-0-0		0-1-0	
RPI S	Opponent	Score		RPI S	Opponent	Score		RPI S	Opponent	Score	
6 A	Texas Tech	7	14	30 A	Houston	3	16	119 A	SFA	0	14
6 A	Texas Tech	4	8					119 A	SFA	0	7
								127 A	Houston Baptist	4	1
								130 A	Lamar University	2	5
								130 A	Lamar University	2	3
								160 A	Nicholls St.	3	2
								160 A	Nicholls St.	1	10
								160 A	Nicholls St.	1	2
								222 A	Jackson St.	1	11
								222 A	Jackson St.	4	12
								222 N	Jackson St.	0	15
								238 A	UTRGV	4	5
								238 A	UTRGV	2	12
								238 A	UTRGV	0	9
								238 A	UTRGV	4	11
								257 A	Incarnate Word	5	7
								257 A	Incarnate Word	9	17
								280 A	Ark.-Pine Bluff	7	2
								280 A	Ark.-Pine Bluff	9	5
								280 A	Ark.-Pine Bluff	3	4
								280 H	Ark.-Pine Bluff	11	14
								280 H	Ark.-Pine Bluff	9	5
								280 H	Ark.-Pine Bluff	7	4
								282 H	Grambling	5	6
								282 H	Grambling	12	11
								282 H	Grambling	6	5
								286 A	Prairie View	6	4
LAST 10 GAMES											
				130 A	Lamar University	2	3	286 H	Prairie View	3	0
				280 A	Ark.-Pine Bluff	7	2	286 H	Prairie View	8	6
				280 A	Ark.-Pine Bluff	9	5	296 A	Southern U.	5	8
				280 A	Ark.-Pine Bluff	3	4	296 A	Southern U.	11	12
				286 H	Prairie View	8	4	296 A	Southern U.	6	8

Non-Div. I Games:

Texas Southern

Texas Southern

[illegible]

Non-Div. I Games:	St. Ambrose	9	0	Robert Morris-Peoria	12	1
-------------------	-------------	---	---	----------------------	----	---

Western Ill.

RPI	S	Opponent	Score	
298	H	Fort Wayne	4	1
298	H	Fort Wayne	6	5

Western Ill.

W  
e  
s  
t  
e  
r  
n  
I  
l  
l  
.

W  
e  
s  
t  
e  
r  
n  
I  
l  
l  
.

Hofstra

RPI	S	Opponent	Score	
282	N	Grambling	7	8
293	A	NYIT	6	5
293	H	NYIT	14	3
296	N	Southern U.	4	2

Hofstra

H  
o  
f  
s  
t  
r  
a

H  
o  
f  
s  
t  
r  
a

Average RPI Win: 225		WON-LOST	WINNING	LAST 10	STRENGTH OF	OPP. STRENGTH	TEAM	ADJ	CONF.	ADJ CONF.							
Average RPI Loss: 169		RECORD	PCT. RANK	GAMES	SCHEDULE	OF SCHEDULE	RPI	RPI	RPI	RPI							
DIV. I ONLY		8-29-0	.21622	289	2-8-0	177	255	272	.42242	272	24	24					
DIV. I NON-CONF.		6-19-0	.24	267	1-4-0	179	274	256	.43492	256	24	24					
<hr/>																	
TOTALS		RPI 1-25		RPI 26-50		W-L RECORDS		RPI 51-100		RPI 101-150		RPI 150+					
8-29-0		0-2-0		0-0-0		OVERALL		0-6-0		0-2-0		8-19-0					
3-5-0		0-0-0		0-0-0		HOME		0-0-0		0-0-0		3-5-0					
4-18-0		0-2-0		0-0-0		AWAY		0-6-0		0-0-0		4-10-0					
1-6-0		0-0-0		0-0-0		NEUTRAL		0-0-0		0-2-0		1-4-0					
6-19-0		0-2-0		0-0-0		NON-CONFERENCE		0-3-0		0-2-0		6-12-0					
2-0-0		0-0-0		0-0-0		HOME		0-0-0		0-0-0		2-0-0					
3-13-0		0-2-0		0-0-		AWAY		0-3-0		0-0-0		3-8-0					
1-6-0		0-0-0		0-0-0		NEUTRAL		0-0-0		0-2-0		1-4-0					
2-10-0		0-0-0		0-0-0		CONFERENCE		0-3-0		0-0-0		2-7-0					
1-5-0		0-0-0		0-0-0		HOME		0-0-0		0-0-0		1-5-0					
1-5-0		0-0-0		0-0-0		AWAY		0-3-0		0-0-0		1-2-0					
0-0-0		0-0-0		0-0-0		NEUTRAL		0-0-0		0-0-0		0-0-0					
RPI	S	Opponent		Score		RPI	S	Opponent		Score		RPI	S	Opponent		Score	
14	A	Virginia		3	18												
14	A	Virginia		3	12												
															</		

Non-Div. I Games:

La Salle



RPI	S	Opponent	Score	
285	A	Lehigh	2	1
285	A	Lehigh	4	13

La Salle

Average RPI Win: 200		WON-LOST	WINNING	LAST 10	STRENGTH OF		OPP. STRENGTH	TEAM	ADJ		CONF.	ADJ CONF.
Average RPI Loss: 162		RECORD	PCT. RANK	GAMES	SCHEDULE		OF SCHEDULE	RPI	RPI		RPI	RPI
DIV. I ONLY		10-28-0	.26316	282	1-8-0		259	171	273		14	14
DIV. I NON-CONF.		8-20-0	.28571	255	0-3-0		252	202	266		12	12
TOTALS		RPI 1-25	RPI 26-50		W-L RECORDS		RPI 51-100		RPI 101-150		RPI 150+	
10-28-0		0-0-0	0-0-0		OVERALL		1-8-0		2-5-0		7-15-0	
3-7-0		0-0-0	0-0-0		HOME		0-0-0		0-0-0		3-7-0	
5-21-0		0-0-0	0-0-0		AWAY		1-8-0		2-5-0		2-8-0	
2-0-0		0-0-0	0-0-0		NEUTRAL		0-0-0		0-0-0		2-0-0	
8-20-0		0-0-0	0-0-0		NON-CONFERENCE		1-5-0		1-3-0		6-12-0	
3-4-0		0-0-0	0-0-0		HOME		0-0-0		0-0-0		3-4-0	
4-16-0		0-0-0	0-0-		AWAY		1-5-0		1-3-0		2-8-0	
1-0-0		0-0-0	0-0-0		NEUTRAL		0-0-0		0-0-0		1-0-0	
2-8-0		0-0-0	0-0-0		CONFERENCE		0-3-0		1-2-0		1-3-0	
0-3-0		0-0-0	0-0-0		HOME		0-0-0		0-0-0		0-3-0	
1-5-0		0-0-0	0-0-0		AWAY		0-3-0		1-2-0		0-0-0	
1-0-0		0-0-0	0-0-0		NEUTRAL		0-0-0		0-0-0		1-0-0	
RPI S	Opponent	Score	RPI S	Opponent	Score	RPI S	Opponent	Score	RPI S	Opponent	Score	
						56 A	DBU	4 <b>11</b>	108 A	Xavier	2 <b>3</b>	
						56 A	DBU	6 <b>7</b>	108 A	Xavier	7 <b>5</b>	
						56 A	DBU	2 <b>10</b>	108 A	Xavier	8 <b>9</b>	
						93 A	Notre Dame	6 <b>7</b>	137 A	Bradley	6 <b>8</b>	
						94 A	Tennessee Tech	3 <b>4</b>	137 A	Bradley	9 <b>4</b>	
						94 A	Tennessee Tech	9 <b>2</b>	137 A	Bradley	3 <b>13</b>	
						97 A	Memphis	11 <b>12</b>	145 A	Austin Peay	4 <b>9</b>	
						97 A	Memphis	4 <b>5</b>	165 H	Saint Louis	2 <b>1</b>	
						97 A	Memphis	1 <b>3</b>	169 H	Valparaiso	3 <b>4</b>	
									170 A	Illinois	1 <b>7</b>	
									170 H	Illinois	5 <b>6</b>	
									177 A	Lipscomb	3 <b>8</b>	
									177 A	Lipscomb	8 <b>10</b>	
									177 A	Lipscomb	1 <b>3</b>	
									184 N	Indiana St.	17 <b>7</b>	
									203 A	Miami (OH)	4 <b>9</b>	
									203 A	Miami (OH)	7 <b>8</b>	
									203 A	Miami (OH)	6 <b>8</b>	
									250 A	Western Ky.	4 <b>3</b>	
									250 A	Western Ky.	12 <b>4</b>	
									250 A	Western Ky.	6 <b>13</b>	
									261 N	Youngstown St.	13 <b>7</b>	
						270 H	Western Ill.	1 <b>4</b>	267 H	Evansville	9 <b>12</b>	
						137 A	Bradley	6 <b>8</b>	267 H	Evansville	1 <b>8</b>	
						137 A	Bradley	9 <b>4</b>	267 H	Evansville	0 <b>1</b>	
						137 A	Bradley	3 <b>13</b>	270 H	Western Ill.	1 <b>4</b>	
						93 A	Notre Dame	6 <b>7</b>	275 H	Dayton	4 <b>2</b>	
LAST 10 GAMES						267 H	Evansville	0 <b>1</b>	267 H	Evansville	1 <b>8</b>	
						267 H	Evansville	1 <b>8</b>	267 H	Evansville	0 <b>1</b>	
						170 H	Illinois	5 <b>6</b>	270 H	Western Ill.	1 <b>4</b>	
						275 H	Dayton	7 <b>2</b>	275 H	Dayton	4 <b>2</b>	

Non-Div. I Games: III. Wesleyan 7 5

Illinois St.

Illinois.

Il  
li  
li  
i  
n  
o  
i  
s  
s  
t  
.

Illinois St.

Average RPI Win:	261	WON-LOST	WINNING	LAST 10	STRENGTH OF	OPP. STRENGTH	TEAM	ADJ	CONF.	ADJ CONF.		
Average RPI Loss:	234	RECORD	PCT. RANK	GAMES	SCHEDULE	OF SCHEDULE	RPI	RPI	RPI	RPI		
DIV. I ONLY	15-19-0	.44118	194	6-4-0	291	293	274	.41842	274	27	27	
DIV. I NON-CONF.	5-11-0	.3125	249	1-1-0	277	279	277	.42326	276	27	27	
<hr/>												
TOTALS	RPI 1-25	RPI 26-50		W-L RECORDS		RPI 51-100		RPI 101-150		RPI 150+		
15-19-0	0-0-0	0-0-0		OVERALL		0-0-0		0-0-0		15-19-0		
7-5-0	0-0-0	0-0-0		HOME		0-0-0		0-0-0		7-5-0		
8-13-0	0-0-0	0-0-0		AWAY		0-0-0		0-0-0		8-13-0		
0-1-0	0-0-0	0-0-0		NEUTRAL		0-0-0		0-0-0		0-1-0		
5-11-0	0-0-0	0-0-0		NON-CONFERENCE		0-0-0		0-0-0		5-11-0		
2-1-0	0-0-0	0-0-0		HOME		0-0-0		0-0-0		2-1-0		
3-9-0	0-0-0	0-0-		AWAY		0-0-0		0-0-0		3-9-0		
0-1-0	0-0-0	0-0-0		NEUTRAL		0-0-0		0-0-0		0-1-0		
10-8-0	0-0-0	0-0-0		CONFERENCE		0-0-0		0-0-0		10-8-0		
5-4-0	0-0-0	0-0-0		HOME		0-0-0		0-0-0		5-4-0		
5-4-0	0-0-0	0-0-0		AWAY		0-0-0		0-0-0		5-4-0		
0-0-0	0-0-0	0-0-0		NEUTRAL		0-0-0		0-0-0		0-0-0		
RPI	S	Opponent	Score	RPI	S	Opponent	Score	RPI	S	Opponent	Score	
								158	A	Delaware	5	15
								192	A	Charleston So.	9	2
								192	A	Charleston So.	2	3
								192	A	Charleston So.	1	3
								197	A	Navy	2	3
								197	H	Navy	0	18
								210	A	George Washington	6	9
								223	N	Rider	2	4
								225	A	Norfolk St.	1	3
								225	A	Norfolk St.	3	1
								225	A	Norfolk St.	5	4
								225	H	Norfolk St.	2	3
								225	H	Norfolk St.	19	3
								225	H	Norfolk St.	4	6
								228	A	The Citadel	5	6
								228	A	The Citadel	0	4
								228	A	The Citadel	7	1
								234	A	Towson	6	7
								234	H	Towson	8	1
								272	A	La Salle	2	4
272	H	La Salle	4	2								
								288	A	Fairleigh Dickinson	8	7
								289	A	UMES	2	0
								289	A	UMES	1	8
								289	A	UMES	2	3
								289	H	UMES	7	4
								289	H	UMES	9	0
								290	A	Coppin St.	13	6
								290	A	Coppin St.	3	8
								234	A	Towson	6	7
								225	H	Norfolk St.	4	6
								225	H	Norfolk St.	2	3
								289	A	UMES	2	0
								289	A	UMES	1	8
								289	A	UMES	2	3
								289	H	UMES	7	4
								289	H	UMES	9	0
								290	A	Coppin St.	5	3

Non-Div. I Games:

Delaware St.

Delaware.

Delaware.

Delaware St.

Average RPI Win:		216	WON-LOST RECORD		WINNING PCT. RANK		LAST 10 GAMES		STRENGTH OF SCHEDULE		OPP. STRENGTH OF SCHEDULE		TEAM RPI		ADJ RPI		CONF. RPI		ADJ CONF. RPI	
DIV. I ONLY			12-28-0	.3	270	2-8-0		241		250		275		.41805	275	24		24		
DIV. I NON-CONF.			10-18-0	.35714	235	1-3-0		259		252		262		.43083	262	24		24		
TOTALS		RPI 1-25		RPI 26-50		W-L RECORDS		RPI 51-100		RPI 101-150		RPI 150+								
12-28-0		0-1-0		0-0-0		OVERALL		0-1-0		2-10-0		10-16-0								
6-9-0		0-0-0		0-0-0		HOME		0-0-0		1-1-0		5-8-0								
4-16-0		0-0-0		0-0-0		AWAY		0-1-0		1-8-0		3-7-0								
2-3-0		0-1-0		0-0-0		NEUTRAL		0-0-0		0-1-0		2-1-0								
10-18-0		0-1-0		0-0-0		NON-CONFERENCE		0-1-0		2-7-0		8-9-0								
5-4-0		0-0-0		0-0-0		HOME		0-0-0		1-1-0		4-3-0								
3-11-0		0-0-0		0-0-		AWAY		0-1-0		1-5-0		2-5-0								
2-3-0		0-1-0		0-0-0		NEUTRAL		0-0-0		0-1-0		2-1-0								
2-10-0		0-0-0		0-0-0		CONFERENCE		0-0-0		0-3-0		2-7-0								
1-5-0		0-0-0		0-0-0		HOME		0-0-0		0-0-0		1-5-0								
1-5-0		0-0-0		0-0-0		AWAY		0-0-0		0-3-0		1-2-0								
0-0-0		0-0-0		0-0-0		NEUTRAL		0-0-0		0-0-0		0-0-0								
RPI	S	Opponent		Score		RPI	S	Opponent		Score		RPI	S	Opponent		Score				
25	N	Maryland		2	11							75	A	Wright St.		4	5			
												120	N	William & Mary		0	7			
												132	A	Ball St.		3	4			
												132	A	Ball St.		0	6			
												132	H	Ball St.		2	10			
												132	H	Ball St.		3	2			
												138	A	Furman		7	9			
												138	A	Furman		12	11			
												138	A	Furman		3	9			
												140	A	Butler		0	4			
												148	A	St. Bonaventure		0	9			
												148	A	St. Bonaventure		14	18			
												148	A	St. Bonaventure		4	6			
												156	N	UMass Lowell		13	8			
												165	A	Saint Louis		3	5			
												165	A	Saint Louis		6	5			
												165	A	Saint Louis		2	4			
												195	N	UNC Asheville		6	12			
												201	H	Toledo		7	11			
												203	A	Miami (OH)		6	7			
												203	H	Miami (OH)		9	16			
												212	A	Eastern Ky.		3	2			
												215	N	Georgetown		8	7			
												219	A	Ohio		2	5			
												220	H	George Mason		6	8			
												220	H	George Mason		5	10			
												220	H	George Mason		1	7			
												251	H	Northern Ky.		10	3			
LAST 10 GAMES																				
140	A	Butler		0	4	212	A	Eastern Ky.		3	2	219	A	Ohio		2	5			
165	A	Saint Louis		3	5	220	H	George Mason		5	10	220	H	George Mason		6	8			
165	A	Saint Louis		6	5	220	H	George Mason		6	8	220	H	George Mason		5	10			
165	A	Saint Louis		2	4	220	H	George Mason		1	7	220	H	George Mason		1	7			
201	H	Toledo		7	11	203	A	Miami (OH)		6	7	251	H	Northern Ky.		10	3			

Non-Div. I Games:

Dayton

RPI	S	Opponent	Score	
255	H	Richmond	1	11
255	H	Richmond	5	10
255	H	Richmond	6	5
260	H	Bowling Green	3	1
265	A	USC Upstate	20	21
270	H	Western Ill.	6	0
270	H	Western Ill.	5	7
270	H	Western Ill.	4	1
273	A	Illinois St.	10	2
273	A	Illinois St.	2	4
273	A	Illinois St.	2	7

Dayton

D  
a  
y  
t  
o  
n

D  
a  
y  
t  
o  
n

Average RPI Win: 257		WON-LOST	WINNING	LAST 10	STRENGTH OF		OPP. STRENGTH	TEAM	ADJ		CONF.	ADJ CONF.
Average RPI Loss: 204		RECORD	PCT. RANK	GAMES	SCHEDULE		OF SCHEDULE	RPI	RPI		RPI	RPI
DIV. I ONLY		17-20-0	.45946	186	5-4-0		298	277	276		29	30
DIV. I NON-CONF.		7-12-0	.36842	231	0-1-0		298	267	279		29	29
TOTALS		RPI 1-25	RPI 26-50		W-L RECORDS		RPI 51-100		RPI 101-150		RPI 150+	
17-20-0		0-0-0	0-0-0		OVERALL		1-5-0		1-2-0		15-13-0	
6-4-0		0-0-0	0-0-0		HOME		0-1-0		0-0-0		6-3-0	
10-12-0		0-0-0	0-0-0		AWAY		1-4-0		0-0-0		9-8-0	
1-4-0		0-0-0	0-0-0		NEUTRAL		0-0-0		1-2-0		0-2-0	
7-12-0		0-0-0	0-0-0		NON-CONFERENCE		1-2-0		1-2-0		5-8-0	
0-1-0		0-0-0	0-0-0		HOME		0-1-0		0-0-0		0-0-0	
6-7-0		0-0-0	0-0-		AWAY		1-1-0		0-0-0		5-6-0	
1-4-0		0-0-0	0-0-0		NEUTRAL		0-0-0		1-2-0		0-2-0	
10-8-0		0-0-0	0-0-0		CONFERENCE		0-3-0		0-0-0		10-5-0	
6-3-0		0-0-0	0-0-0		HOME		0-0-0		0-0-0		6-3-0	
4-5-0		0-0-0	0-0-0		AWAY		0-3-0		0-0-0		4-2-0	
0-0-0		0-0-0	0-0-0		NEUTRAL		0-0-0		0-0-0		0-0-0	
RPI S	Opponent	Score	RPI S	Opponent	Score	RPI S	Opponent	Score	RPI S	Opponent	Score	
						62 A	Minnesota	1 7	148 N	St. Bonaventure	3 10	
						62 A	Minnesota	3 1	148 N	St. Bonaventure	10 0	
						62 H	Minnesota	1 6	148 N	St. Bonaventure	3 7	
						96 A	Oral Roberts	2 8	236 H	South Dakota St.	0 1	
						96 A	Oral Roberts	1 9	236 H	South Dakota St.	4 1	
						96 A	Oral Roberts	1 5	236 H	South Dakota St.	4 1	
									240 N	Massachusetts	5 9	
									247 A	Northern Colo.	5 7	
									247 A	Northern Colo.	6 7	
									247 A	Northern Colo.	7 4	
									247 A	Northern Colo.	2 8	
									252 A	Abilene Christian	1 9	
									252 A	Abilene Christian	1 4	
									252 A	Abilene Christian	3 5	
									270 A	Western Ill.	1 5	
									270 A	Western Ill.	7 5	
									270 A	Western Ill.	1 0	
									278 A	Omaha	6 1	
									278 A	Omaha	1 0	
									278 A	Omaha	0 10	
									278 H	Omaha	10 2	
									278 H	Omaha	1 3	
									278 H	Omaha	3 6	
						278 H	Omaha	10 2	62 H	Minnesota	1 6	
						278 H	Omaha	1 3	236 H	South Dakota St.	0 1	
						298 H	Fort Wayne	12 2	236 H	South Dakota St.	4 1	
						298 H	Fort Wayne	2 1	236 H	South Dakota St.	4 1	
									295 A	Mississippi Val.	9 6	
									295 A	Mississippi Val.	9 3	
									295 A	Mississippi Val.	10 4	

Non-Div. I Games: Dakota Wesleyan 3 2 Minot St. 7 4

North Dakota St.



RPI	S	Opponent	Score	
295	A	Mississippi Val.	7	4
298	H	Fort Wayne	6	4
298	H	Fort Wayne	2	1
298	H	Fort Wayne	12	2

North Dakota St.

N  
o  
r  
t  
h  
D  
a  
k  
o  
t  
a  
S  
t  
.

N  
o  
r  
t  
h  
D  
a  
k  
o  
t  
a  
S  
t  
.

Average RPI Win: 234		WON-LOST RECORD		WINNING PCT. RANK		LAST 10 GAMES		STRENGTH OF SCHEDULE		OPP. STRENGTH OF SCHEDULE		TEAM RPI		ADJ RPI		CONF. RPI		ADJ CONF. RPI	
DIV. I ONLY		12-19-0		.3871 232		6-4-0		285		267		277		.41689 277		30		29	
DIV. I NON-CONF.		8-13-0		.38095 223		4-1-0		283		263		252		.43673 252		28		28	
TOTALS		RPI 1-25		RPI 26-50		W-L RECORDS		RPI 51-100		RPI 101-150		RPI 150+							
12-19-0		0-0-0		0-1-0		OVERALL		0-2-0		3-3-0		9-13-0							
4-6-0		0-0-0		0-0-0		HOME		0-0-0		3-3-0		1-3-0							
6-11-0		0-0-0		0-1-0		AWAY		0-2-0		0-0-0		6-8-0							
2-2-0		0-0-0		0-0-0		NEUTRAL		0-0-0		0-0-0		2-2-0							
8-13-0		0-0-0		0-1-0		NON-CONFERENCE		0-2-0		2-0-0		6-10-0							
2-1-0		0-0-0		0-0-0		HOME		0-0-0		2-0-0		0-1-0							
4-10-0		0-0-0		0-0-		AWAY		0-2-0		0-0-0		4-7-0							
2-2-0		0-0-0		0-0-0		NEUTRAL		0-0-0		0-0-0		2-2-0							
4-6-0		0-0-0		0-0-0		CONFERENCE		0-0-0		1-3-0		3-3-0							
2-5-0		0-0-0		0-0-0		HOME		0-0-0		1-3-0		1-2-0							
2-1-0		0-0-0		0-0-0		AWAY		0-0-0		0-0-0		2-1-0							
0-0-0		0-0-0		0-0-0		NEUTRAL		0-0-0		0-0-0		0-0-0							
RPI	S	Opponent		Score		RPI	S	Opponent		Score		RPI	S	Opponent		Score			
						32	A	St. John's (NY)	2	6			134	H	Bryant	4	5		
													85	A	Seton Hall	2	9		
															88	A	Rutgers	2	9
										</									

Non-Div. I Games:

Wagner

RPI	S	Opponent	Score	
299	A	Saint Peter's	9	2

Wagner

W  
a  
g  
n  
e  
r

W  
a  
g  
n  
e  
r

O  
m  
a  
h  
a

Omaha

P  
o  
r  
t  
l  
a  
n  
d

Portland

RPI	S	Opponent	Score	
281	H	Seattle U	6	3

Portland

P  
o  
r  
t  
l  
a  
n  
d

P  
o  
r  
t  
l  
a  
n  
d

Average RPI Win: 273		WON-LOST RECORD		WINNING PCT. RANK		LAST 10 GAMES		STRENGTH OF SCHEDULE		OPP. STRENGTH OF SCHEDULE		TEAM RPI		ADJ RPI		CONF. RPI		ADJ CONF. RPI	
DIV. I ONLY		13-26-0		.33333 258		4-6-0		289		266		280		.41037 280		31		31	
DIV. I NON-CONF.		2-16-0		.11111 292		0-3-0		166		8		264		.43011 264		31		31	
TOTALS		RPI 1-25		RPI 26-50		W-L RECORDS		RPI 51-100		RPI 101-150		RPI 150+							
13-26-0		0-2-0		0-4-0		OVERALL		0-2-0		0-2-0		13-16-0							
4-5-0		0-0-0		0-0-0		HOME		0-0-0		0-0-0		4-5-0							
9-21-0		0-2-0		0-4-0		AWAY		0-2-0		0-2-0		9-11-0							
0-0-0		0-0-0		0-0-0		NEUTRAL		0-0-0		0-0-0		0-0-0							
2-16-0		0-2-0		0-4-0		NON-CONFERENCE		0-2-0		0-2-0		2-6-0							
0-0-0		0-0-0		0-0-0		HOME		0-0-0		0-0-0		0-0-0							
2-16-0		0-2-0		0-0-		AWAY		0-2-0		0-2-0		2-6-0							
0-0-0		0-0-0		0-0-0		NEUTRAL		0-0-0		0-0-0		0-0-0							
11-10-0		0-0-0		0-0-0		CONFERENCE		0-0-0		0-0-0		11-10-0							
4-5-0		0-0-0		0-0-0		HOME		0-0-0		0-0-0		4-5-0							
7-5-0		0-0-0		0-0-0		AWAY		0-0-0		0-0-0		7-5-0							
0-0-0		0-0-0		0-0-0		NEUTRAL		0-0-0		0-0-0		0-0-0							
RPI	S	Opponent		Score		RPI	S	Opponent		Score		RPI	S	Opponent		Score			
15	A	Baylor		3	17	39	A	Louisiana Tech		0	11	60	A	Missouri		6	15		
16	A	Mississippi St.		8	11	39	A	Louisiana Tech		3	13	60	A	Missouri		1	13		
						39	A	Louisiana Tech		1	16								
						44	A	Ole Miss		6	14								
								</											

Non-Div. I Games:

Ark.-Pine Bluff

RPI	S	Opponent	Score	
292	A	Alabama A&M	9	5
296	H	Southern U.	2	3
296	H	Southern U.	9	8
296	H	Southern U.	3	7

Ark.-Pine Bluff

A  
r  
k  
.  
-  
P  
i  
n  
e  
B  
l  
u  
f  
f

A  
r  
k  
.  
-  
P  
i  
n  
e  
B  
l  
u  
f  
f



Average RPI Win:	218	WON-LOST RECORD	WINNING PCT. RANK	LAST 10 GAMES	STRENGTH OF SCHEDULE	OPP. STRENGTH OF SCHEDULE	TEAM RPI	ADJ RPI	CONF. RPI	ADJ CONF. RPI			
Average RPI Loss:	192												
DIV. I ONLY	13-25-1	.34615	251	3-7-0	279	218	281	.4048	281	25	25		
DIV. I NON-CONF.	8-15-1	.35417	236	0-2-0	289	168	282	.40448	282	26	26		
<hr/>													
TOTALS	RPI 1-25	RPI 26-50		W-L RECORDS	RPI 51-100		RPI 101-150		RPI 150+				
13-25-1	0-0-0	0-0-0		OVERALL	1-4-0		1-5-0		11-16-1				
8-13-1	0-0-0	0-0-0		HOME	0-1-0		1-4-0		7-8-1				
5-12-0	0-0-0	0-0-0		AWAY	1-3-0		0-1-0		4-8-0				
0-0-0	0-0-0	0-0-0		NEUTRAL	0-0-0		0-0-0		0-0-0				
<hr/>													
8-15-1	0-0-0	0-0-0		NON-CONFERENCE	1-4-0		1-2-0		6-9-1				
6-6-1	0-0-0	0-0-0		HOME	0-1-0		1-1-0		5-4-1				
2-9-0	0-0-0	0-0-		AWAY	1-3-0		0-1-0		1-5-0				
0-0-0	0-0-0	0-0-0		NEUTRAL	0-0-0		0-0-0		0-0-0				
<hr/>													
5-10-0	0-0-0	0-0-0		CONFERENCE	0-0-0		0-3-0		5-7-0				
2-7-0	0-0-0	0-0-0		HOME	0-0-0		0-3-0		2-4-0				
3-3-0	0-0-0	0-0-0		AWAY	0-0-0		0-0-0		3-3-0				
0-0-0	0-0-0	0-0-0		NEUTRAL	0-0-0		0-0-0		0-0-0				
<hr/>													
RPI	S	Opponent	Score	RPI	S	Opponent	Score	RPI	S	Opponent	Score		
				51 A Washington				4	2	112 H New Mexico St.		2	6
				51 H Washington				4	7	112 H New Mexico St.		5	8
				62 A Minnesota				3	6	112 H New Mexico St.		4	6
				62 A Minnesota				4	13	121 A Washington St.		4	9
				62 A Minnesota				7	11	142 H UC Irvine		8	2
								142 H UC Irvine		2	3		
								184 H Indiana St.		4	0		
								205 H Sacramento St.		7	4		
								205 H Sacramento St.		2	3		
								205 H Sacramento St.		0	9		
								231 A Pacific		17	4		
								231 A Pacific		3	4		
								231 A Pacific		4	13		
								231 A Pacific		5	7		
								238 A UTRGV		9	12		
								238 A UTRGV		6	7		
								238 A UTRGV		6	5		
								244 H SIUE		10	13		
								244 H SIUE		0	6		
								244 H SIUE		4	1		
				244 H SIUE		9	3						
				247 A Northern Colo.		14	12						
				247 A Northern Colo.		10	11						
				247 A Northern Colo.		10	1						
				259 H Sacred Heart		3	6						
				259 H Sacred Heart		6	3						
				259 H Sacred Heart		5	12						

Non-Div. I Games:

Seattle U

RPI	S	Opponent	Score	
259	H	Sacred Heart	6	4
279	A	Portland	3	6
279	A	Portland	3	5
279	H	Portland	10	10
284	H	Chicago St.	3	4
284	H	Chicago St.	7	2
284	H	Chicago St.	3	6

Seattle U

S  
e  
a  
t  
t  
l  
e  
U

S  
e  
a  
t  
t  
l  
e  
U

Average RPI Win: 287		WON-LOST RECORD		WINNING PCT. RANK		LAST 10 GAMES		STRENGTH OF SCHEDULE		OPP. STRENGTH OF SCHEDULE		TEAM RPI		ADJ RPI		CONF. RPI		ADJ CONF. RPI	
DIV. I ONLY		13-25-0		.34211 252		3-4-0		281		288		282		.40158 282		31		31	
DIV. I NON-CONF.		1-14-0		.06667 298		0-1-0		119		147		283		.40354 283		31		31	
TOTALS		RPI 1-25		RPI 26-50		W-L RECORDS		RPI 51-100		RPI 101-150		RPI 150+							
13-25-0		0-1-0		0-3-0		OVERALL		0-3-0		0-3-0		13-15-0							
6-4-0		0-0-0		0-0-0		HOME		0-0-0		0-0-0		6-4-0							
4-15-0		0-1-0		0-3-0		AWAY		0-3-0		0-2-0		4-6-0							
3-6-0		0-0-0		0-0-0		NEUTRAL		0-0-0		0-1-0		3-5-0							
1-14-0		0-1-0		0-3-0		NON-CONFERENCE		0-3-0		0-3-0		1-4-0							
0-1-0		0-0-0		0-0-0		HOME		0-0-0		0-0-0		0-1-0							
0-10-0		0-1-0		0-0-		AWAY		0-3-0		0-2-0		0-1-0							
1-3-0		0-0-0		0-0-0		NEUTRAL		0-0-0		0-1-0		1-2-0							
12-11-0		0-0-0		0-0-0		CONFERENCE		0-0-0		0-0-0		12-11-0							
6-3-0		0-0-0		0-0-0		HOME		0-0-0		0-0-0		6-3-0							
4-5-0		0-0-0		0-0-0		AWAY		0-0-0		0-0-0		4-5-0							
2-3-0		0-0-0		0-0-0		NEUTRAL		0-0-0		0-0-0		2-3-0							
RPI	S	Opponent		Score		RPI	S	Opponent		Score		RPI	S	Opponent		Score			
17	A	LSU		2 13		38	A	Oklahoma		2 11		56	A	DBU		0 3			
						38	A	Oklahoma		2 10		56	A	DBU		0 15			
						39	A	Louisiana Tech		1 15		56	A	DBU		6 7			

RPI	S	Opponent	Score	
296	H	Southern U.	14	8
296	H	Southern U.	15	4
296	H	Southern U.	8	5
296	N	Southern U.	11	5

Grambling

G  
r  
a  
m  
b  
l  
i  
n  
g

G  
r  
a  
m  
b  
l  
i  
n  
g

A  
l  
c  
o  
r  
n

Alcorn

RPI	S	Opponent	Score
295	A	Mississippi Val.	3 5
295	H	Mississippi Val.	1 5
295	H	Mississippi Val.	4 3
295	H	Mississippi Val.	3 2
296	N	Southern U.	6 5

Alcorn

Average RPI Win:	238	WON-LOST RECORD	WINNING PCT. RANK	LAST 10 GAMES	STRENGTH OF SCHEDULE	OPP. STRENGTH OF SCHEDULE	TEAM RPI	ADJ RPI	CONF. RPI	ADJ CONF. RPI	
DIV. I ONLY	9-28-0	.24324	287	0-1-0	253	274	285	.39763	284	25	25
DIV. I NON-CONF.	4-21-0	.16	284	0-1-0	243	286	289	.38251	289	26	26
<hr/>											
TOTALS	RPI 1-25	RPI 26-50		W-L RECORDS		RPI 51-100		RPI 101-150		RPI 150+	
9-28-0	0-0-0	0-0-0		OVERALL		0-2-0		1-8-0		8-18-0	
2-11-0	0-0-0	0-0-0		HOME		0-0-0		1-4-0		1-7-0	
4-11-0	0-0-0	0-0-0		AWAY		0-2-0		0-2-0		4-7-0	
3-6-0	0-0-0	0-0-0		NEUTRAL		0-0-0		0-2-0		3-4-0	
4-21-0	0-0-0	0-0-0		NON-CONFERENCE		0-2-0		0-6-0		4-13-0	
0-7-0	0-0-0	0-0-0		HOME		0-0-0		0-2-0		0-5-0	
1-8-0	0-0-0	0-0-		AWAY		0-2-0		0-2-0		1-4-0	
3-6-0	0-0-0	0-0-0		NEUTRAL		0-0-0		0-2-0		3-4-0	
5-7-0	0-0-0	0-0-0		CONFERENCE		0-0-0		1-2-0		4-5-0	
2-4-0	0-0-0	0-0-0		HOME		0-0-0		1-2-0		1-2-0	
3-3-0	0-0-0	0-0-0		AWAY		0-0-0		0-0-0		3-3-0	
0-0-0	0-0-0	0-0-0		NEUTRAL		0-0-0		0-0-0		0-0-0	
RPI	S	Opponent	Score	RPI	S	Opponent	Score	RPI	S	Opponent	Score
						60 A Missouri	6 7			122 A Ill.-Chicago	0 8
						93 A Notre Dame	4 7			122 A Ill.-Chicago	0 7
										122 H Ill.-Chicago	3 4
										125 H Grand Canyon	6 4
										125 H Grand Canyon	2 12
										125 H Grand Canyon	3 4
										132 N Ball St.	6 8
										140 H Butler	2 6
										149 N Northeastern	7 10
										164 N Canisius	1 8
										169 A Valparaiso	3 10
										169 H Valparaiso	1 13
										178 H Eastern Mich.	2 5
										178 H Eastern Mich.	6 10
										187 H CSU Bakersfield	8 4
										187 H CSU Bakersfield	1 12
										187 H CSU Bakersfield	0 3
										212 A Eastern Ky.	3 10
										212 A Eastern Ky.	24 10
										212 A Eastern Ky.	9 15
										215 N Georgetown	0 11
										236 N South Dakota St.	1 3
										245 H Milwaukee	1 15
										246 A Northwestern	0 2
										249 H Northern Ill.	0 4
										249 N Northern Ill.	7 6
										249 N Northern Ill.	11 1
LAST 10 GAMES											
						122 A Ill.-Chicago	0 7			125 H Grand Canyon	3 4
						262 A Utah Valley	4 3			125 H Grand Canyon	2 12
						262 A Utah Valley	10 11			125 H Grand Canyon	6 4
						262 A Utah Valley	1 4			245 H Milwaukee	1 15
						169 A Valparaiso	3 10			187 H CSU Bakersfield	1 12

Non-Div. I Games:

Chicago St.

RPI	S	Opponent	Score	
262	A	Utah Valley	4	3
262	A	Utah Valley	10	11
262	A	Utah Valley	1	4
281	A	Seattle U	4	3
281	A	Seattle U	2	7
281	A	Seattle U	6	3
291	N	NJIT	2	7
298	N	Fort Wayne	7	5

Chicago St.

C  
h  
i  
c  
a  
g  
o  
s  
t  
.

C  
h  
i  
c  
a  
g  
o  
s  
t  
.



# L e h i g h

Lehigh

RPI	S	Opponent	Score	
288	N	Fairleigh Dickinson	16	8
290	A	Coppin St.	18	9
291	H	NJIT	2	1
291	H	NJIT	15	4
291	H	NJIT	8	4
291	H	NJIT	11	6
293	A	NYIT	4	6
294	A	Lafayette	5	1
294	A	Lafayette	3	2
294	A	Lafayette	9	1
294	A	Lafayette	12	2
299	H	Saint Peter's	10	3

Lehigh

L  
e  
h  
i  
g  
h

L  
e  
h  
i  
g  
h

Tie, Loss, Non-Conf, S Site, H Home, A Away, N Neutral Page 403

Prairie View

Average RPI Win:	255	WON-LOST	WINNING	LAST 10	STRENGTH OF	OPP. STRENGTH	TEAM	ADJ	CONF.	ADJ CONF.	
Average RPI Loss:	149	RECORD	PCT. RANK	GAMES	SCHEDULE	OF SCHEDULE	RPI	RPI	RPI	RPI	
DIV. I ONLY	11-28-0	.28205	273	2-8-0	262	248	287	.38945	287	27	27
DIV. I NON-CONF.	9-15-0	.375	227	0-4-0	282	290	286	.39441	286	27	27
<hr/>											
TOTALS	RPI 1-25	RPI 26-50		W-L RECORDS	RPI 51-100		RPI 101-150		RPI 150+		
11-28-0	0-0-0	0-2-0		OVERALL	2-12-0		0-3-0		9-11-0		
11-14-0	0-0-0	0-1-0		HOME	2-6-0		0-0-0		9-7-0		
0-14-0	0-0-0	0-1-0		AWAY	0-6-0		0-3-0		0-4-0		
0-0-0	0-0-0	0-0-0		NEUTRAL	0-0-0		0-0-0		0-0-0		
<hr/>											
9-15-0	0-0-0	0-2-0		NON-CONFERENCE	0-5-0		0-3-0		9-5-0		
9-7-0	0-0-0	0-1-0		HOME	0-2-0		0-0-0		9-4-0		
0-8-0	0-0-0	0-0-		AWAY	0-3-0		0-3-0		0-1-0		
0-0-0	0-0-0	0-0-0		NEUTRAL	0-0-0		0-0-0		0-0-0		
<hr/>											
2-13-0	0-0-0	0-0-0		CONFERENCE	2-7-0		0-0-0		0-6-0		
2-7-0	0-0-0	0-0-0		HOME	2-4-0		0-0-0		0-3-0		
0-6-0	0-0-0	0-0-0		AWAY	0-3-0		0-0-0		0-3-0		
0-0-0	0-0-0	0-0-0		NEUTRAL	0-0-0		0-0-0		0-0-0		
<hr/>											
RPI	S	Opponent	Score	RPI	S	Opponent	Score	RPI	S	Opponent	Score
				37	A	Mercer	2 12	76	A	Jacksonville	7 9
				37	H	Mercer	0 6	78	H	Bethune-Cookman	0 1
								78	H	Bethune-Cookman	8 7
								78	H	Bethune-Cookman	4 8
								79	A	Ga. Southern	7 11
								79	H	Ga. Southern	5 6
								91	A	Florida A&M	6 15
								91	A	Florida A&M	5 7
								91	A	Florida A&M	3 4
								91	H	Florida A&M	3 4
								91	H	Florida A&M	16 11
								91	H	Florida A&M	1 11
								100	A	North Florida	2 7
								100	H	North Florida	3 12
								105	A	Western Caro.	1 21
								110	A	Georgia	3 12
								146	A	Kennesaw St.	1 9
								192	A	Charleston So.	5 7
								221	A	N.C. A&T	3 12
								221	A	N.C. A&T	5 11
								221	A	N.C. A&T	1 2
								254	H	Longwood	4 5
								254	H	Longwood	3 7
								254	H	Longwood	13 15
								263	H	N.C. Central	1 10
								263	H	N.C. Central	1 19
								263	H	N.C. Central	5 10
								288	H	Fairleigh Dickinson	10 9
								288	H	Fairleigh Dickinson	6 4
								288	H	Fairleigh Dickinson	3 2
								292	H	Alabama A&M	17 1
								292	H	Alabama A&M	3 4
								292	H	Alabama A&M	10 0
								292	H	Alabama A&M	6 4
								297	H	Mt. St. Mary's	6 5
								297	H	Mt. St. Mary's	9 1
								297	H	Mt. St. Mary's	9 8
<hr/>											
LAST 10 GAMES											
				105	A	Western Caro.	1 21	76	A	Jacksonville	7 9
				91	H	Florida A&M	16 11	78	H	Bethune-Cookman	8 7
				91	H	Florida A&M	1 11	78	H	Bethune-Cookman	4 8
				91	H	Florida A&M	3 4	78	H	Bethune-Cookman	0 1
				79	H	Ga. Southern	5 6	79	A	Ga. Southern	7 11

Non-Div. I Games:

Savannah St.

Average RPI Win: 289		WON-LOST RECORD		WINNING PCT. RANK		LAST 10 GAMES		STRENGTH OF SCHEDULE		OPP. STRENGTH OF SCHEDULE		TEAM RPI		ADJ RPI		CONF. RPI		ADJ CONF. RPI	
DIV. I ONLY		10-20-0		.33333 258		4-6-0		292		292		288		.38666 288		30		29	
DIV. I NON-CONF.		3-16-0		.15789 285		1-3-0		262		291		291		.36518 291		28		28	
TOTALS		RPI 1-25		RPI 26-50		W-L RECORDS		RPI 51-100		RPI 101-150		RPI 150+							
10-20-0		0-0-0		0-2-0		OVERALL		0-0-0		0-3-0		10-15-0							
7-2-0		0-0-0		0-0-0		HOME		0-0-0		0-0-0		7-2-0							
3-16-0		0-0-0		0-2-0		AWAY		0-0-0		0-3-0		3-11-0							
0-2-0		0-0-0		0-0-0		NEUTRAL		0-0-0		0-0-0		0-2-0							
3-16-0		0-0-0		0-2-0		NON-CONFERENCE		0-0-0		0-3-0		3-11-0							
3-2-0		0-0-0		0-0-0		HOME		0-0-0		0-0-0		3-2-0							
0-12-0		0-0-0		0-0-		AWAY		0-0-0		0-3-0		0-7-0							
0-2-0		0-0-0		0-0-0		NEUTRAL		0-0-0		0-0-0		0-2-0							
7-4-0		0-0-0		0-0-0		CONFERENCE		0-0-0		0-0-0		7-4-0							
4-0-0		0-0-0		0-0-0		HOME		0-0-0		0-0-0		4-0-0							
3-4-0		0-0-0		0-0-0		AWAY		0-0-0		0-0-0		3-4-0							
0-0-0		0-0-0		0-0-0		NEUTRAL		0-0-0		0-0-0		0-0-0							
RPI	S	Opponent		Score		RPI	S	Opponent		Score		RPI	S	Opponent		Score			
32	A	St. John's (NY)		8 15		32	A	St. John's (NY)		0 9		108	A	Xavier		9 22			
32	A	St. John's (NY)		0 9								108	A	Xavier		3 15			
												108	A	Xavier		5 8			
												156	N	UMass Lowell		9 12			
												163	A	Davidson		2 5			
												165	A	Saint Louis		2 5			
												165	A	Saint Louis		5 7			
												165	A	Saint Louis		0 8			
												242	H	Siena		7 9			
												259	A	Sacred Heart		13 8			
												259	A	Sacred Heart		5 6			
												259	A	Sacred Heart		9 15			
												259	A	Sacred Heart		5 6			
												274	H	Delaware St.		7 8			
												277	A	Wagner		4 2			
												277	A	Wagner		7 5			
												277	A	Wagner		0 3			
												285	N	Lehigh		8 16			
												287	A	Savannah St.		4 6			
												287	A	Savannah St.		2 3			
												287	A	Savannah St.		9 10			
LAST 10 GAMES																			
32	A	St. John's (NY)		8 15		259	A	Sacred Heart		9 15		291	H	NJIT		14 7			
32	A	St. John's (NY)		0 9		259	A	Sacred Heart		5 6		294	H	Lafayette		10 9			
299	H	Saint Peter's		13 6		259	A	Sacred Heart		5 6		297	H	Mt. St. Mary's		15 2			
274	H	Delaware St.		7 8		259	A	Sacred Heart		5 6		297	H	Mt. St. Mary's		6 5			
297	H	Mt. St. Mary's		15 2		297	H	Mt. St. Mary's		15 2		297	H	Mt. St. Mary's		4 1			
297	H	Mt. St. Mary's		6 5		297	H	Mt. St. Mary's		6 5		297	H	Mt. St. Mary's		5 2			

Non-Div. I Games:

Fairleigh Dickinson

RPI	S	Opponent	Score	
299	H	Saint Peter's	13	6

Fairleigh Dickinson

F  
a  
i  
r  
l  
e  
i  
g  
h  
D  
i  
c  
k  
i  
n  
s  
o  
n

F  
a  
i  
r  
l  
e  
i  
g  
h  
D  
i  
c  
k  
i  
n  
s  
o  
n

UMES

Average RPI Win: 273		WON-LOST RECORD	WINNING PCT. RANK		LAST 10 GAMES	STRENGTH OF SCHEDULE	OPP. STRENGTH OF SCHEDULE	TEAM RPI	ADJ RPI		CONF. RPI	ADJ CONF. RPI	
Average RPI Loss: 216													
DIV. I ONLY		8-30-0	.21053	291	2-8-0	237	299	289	.37944	289	27	27	
DIV. I NON-CONF.		3-13-0	.1875	278	1-1-0	76	299	280	.41631	280	27	27	
<hr/>													
TOTALS		RPI 1-25		RPI 26-50		W-L RECORDS		RPI 51-100		RPI 101-150		RPI 150+	
8-30-0		0-0-0		0-3-0		OVERALL		0-0-0		0-1-0		8-26-0	
6-8-0		0-0-0		0-0-0		HOME		0-0-0		0-0-0		6-8-0	
2-22-0		0-0-0		0-3-0		AWAY		0-0-0		0-1-0		2-17-0	
0-0-0		0-0-0		0-0-0		NEUTRAL		0-0-0		0-0-0		0-0-0	
3-13-0		0-0-0		0-3-0		NON-CONFERENCE		0-0-0		0-1-0		3-9-0	
3-2-0		0-0-0		0-0-0		HOME		0-0-0		0-0-0		3-2-0	
0-11-0		0-0-0		0-0-		AWAY		0-0-0		0-1-0		0-7-0	
0-0-0		0-0-0		0-0-0		NEUTRAL		0-0-0		0-0-0		0-0-0	
5-17-0		0-0-0		0-0-0		CONFERENCE		0-0-0		0-0-0		5-17-0	
3-6-0		0-0-0		0-0-0		HOME		0-0-0		0-0-0		3-6-0	
2-11-0		0-0-0		0-0-0		AWAY		0-0-0		0-0-0		2-11-0	
0-0-0		0-0-0		0-0-0		NEUTRAL		0-0-0		0-0-0		0-0-0	
RPI	S	Opponent	Score	RPI	S	Opponent	Score	RPI	S	Opponent	Score		
				37	A	Mercer	2 13			126	A	Duke	3 10
				37	A	Mercer	4 8			180	A	UNCG	4 18
				37	A	Mercer	0 15			180	A	UNCG	2 4
										180	A	UNCG	3 11
										197	A	Navy	5 17
										197	H	Navy	5 13
										210	A	George Washington	4 10
										221	A	N.C. A&T	5 19
										221	A	N.C. A&T	9 17
										221	A	N.C. A&T	4 11
										225	A	Norfolk St.	3 5
										225	A	Norfolk St.	1 11
										225	A	Norfolk St.	2 8
										225	H	Norfolk St.	1 7
										225	H	Norfolk St.	9 11
										225	H	Norfolk St.	4 10
										234	H	Towson	10 4
										263	A	N.C. Central	0 6
										266	H	Iona	0 2
										266	H	Iona	6 1
										266	H	Iona	4 3
				LAST 10 GAMES						274	A	Delaware St.	4 7
				274	A	Delaware St.	0 9			274	A	Delaware St.	0 9
				274	A	Delaware St.	4 7			274	A	Delaware St.	2 3
				274	A	Delaware St.	2 3			197	H	Navy	5 13
				234	H	Towson	10 4			290	A	Coppin St.	7 4
				225	A	Norfolk St.	3 5			290	A	Coppin St.	0 1
										274	H	Delaware St.	8 1

Non-Div. I Games:

UMES



RPI	S	Opponent	Score	
290	A	Coppin St.	7	4
290	A	Coppin St.	0	1
290	A	Coppin St.	4	3
290	H	Coppin St.	6	3
290	H	Coppin St.	2	4
290	H	Coppin St.	3	7
297	A	Mt. St. Mary's	0	2
297	A	Mt. St. Mary's	1	2

UMES

U  
M  
E  
S

U  
M  
E  
S

Average RPI Win: 275		WON-LOST	WINNING	LAST 10	STRENGTH OF		OPP. STRENGTH	TEAM	ADJ	CONF.	ADJ CONF.
Average RPI Loss: 226		RECORD	PCT. RANK	GAMES	SCHEDULE		OF SCHEDULE	RPI	RPI	RPI	RPI
DIV. I ONLY		9-25-0	.26471	280	4-6-0		293	291	290	.36849	27
DIV. I NON-CONF.		3-14-0	.17647	279	2-1-0		290	285	294	.35951	27
TOTALS		RPI 1-25	RPI 26-50		W-L RECORDS		RPI 51-100		RPI 101-150		RPI 150+
9-25-0		0-0-0	0-0-0		OVERALL		0-0-0		0-3-0		9-22-0
3-9-0		0-0-0	0-0-0		HOME		0-0-0		0-0-0		3-9-0
5-13-0		0-0-0	0-0-0		AWAY		0-0-0		0-3-0		5-10-0
1-3-0		0-0-0	0-0-0		NEUTRAL		0-0-0		0-0-0		1-3-0
3-14-0		0-0-0	0-0-0		NON-CONFERENCE		0-0-0		0-3-0		3-11-0
1-2-0		0-0-0	0-0-0		HOME		0-0-0		0-0-0		1-2-0
1-9-0		0-0-0	0-0-		AWAY		0-0-0		0-3-0		1-6-0
1-3-0		0-0-0	0-0-0		NEUTRAL		0-0-0		0-0-0		1-3-0
6-11-0		0-0-0	0-0-0		CONFERENCE		0-0-0		0-0-0		6-11-0
2-7-0		0-0-0	0-0-0		HOME		0-0-0		0-0-0		2-7-0
4-4-0		0-0-0	0-0-0		AWAY		0-0-0		0-0-0		4-4-0
0-0-0		0-0-0	0-0-0		NEUTRAL		0-0-0		0-0-0		0-0-0
RPI S	Opponent	Score	RPI S	Opponent	Score	RPI S	Opponent	Score	RPI S	Opponent	Score
									101 A	Southern California	2 22
									101 A	Southern California	2 6
									101 A	Southern California	4 9
									196 A	UMBC	10 4
									197 A	Navy	3 11
									208 N	Harvard	3 14
									208 N	Harvard	2 6
									210 A	George Washington	7 20
									215 A	Georgetown	4 14
									215 H	Georgetown	5 6
									225 A	Norfolk St.	2 4
									225 A	Norfolk St.	4 8
									225 H	Norfolk St.	5 7
									225 H	Norfolk St.	2 16
									225 H	Norfolk St.	3 5
									229 A	James Madison	1 12
									229 A	James Madison	2 16
									234 A	Towson	5 7
									274 A	Delaware St.	9 7
									274 A	Delaware St.	14 3
									274 A	Delaware St.	5 15
									274 H	Delaware St.	6 13
									274 H	Delaware St.	8 3
									274 H	Delaware St.	3 5
									285 H	Lehigh	9 18
									289 A	UMES	7 3
									289 A	UMES	4 2
LAST 10 GAMES											
						225 A	Norfolk St.	4 8	274 H	Delaware St.	6 13
						225 A	Norfolk St.	2 4	274 H	Delaware St.	8 3
						297 H	Mt. St. Mary's	9 6	196 A	UMBC	10 4
						210 A	George Washington	7 20	289 H	UMES	4 7
						274 H	Delaware St.	3 5	289 H	UMES	1 0

Non-Div. I Games:

Coppin St.

RPI	S	Opponent	Score
289	A	UMES	3 6
289	H	UMES	1 0
289	H	UMES	3 4
289	H	UMES	4 7
294	N	Lafayette	5 6
294	N	Lafayette	3 1
297	H	Mt. St. Mary's	9 6

N  
J  
I  
T

NJIT

RPI	S	Opponent	Score	
298	N	Fort Wayne	3	5
299	H	Saint Peter's	17	1

Non-Div. I Games:	North Ala.	1	12	North Ala.	6	10	Alabama A&M
-------------------	------------	---	----	------------	---	----	-------------

RPI	S	Opponent	Score	
295	A	Mississippi Val.	3	1
295	A	Mississippi Val.	3	5
295	H	Mississippi Val.	9	6
295	H	Mississippi Val.	4	6
295	H	Mississippi Val.	3	4
298	H	Fort Wayne	6	10
298	H	Fort Wayne	1	15
298	H	Fort Wayne	5	3
298	H	Fort Wayne	8	6

Alabama A&M

A  
l  
a  
b  
a  
m  
a  
A  
&  
M

A  
l  
a  
b  
a  
m  
a  
A  
&  
M

NYIT

NYIT



RPI	S	Opponent	Score	
266	H	Iona	1	9
271	A	Hofstra	3	14
271	H	Hofstra	5	6
277	H	Wagner	0	5
277	H	Wagner	0	4
285	H	Lehigh	6	4

L  
a  
f  
a  
y  
e  
t  
t  
e

Lafayette

RPI	S	Opponent	Score
241	H	Army West Point	9 10
248	A	Saint Joseph's	1 11
257	A	Incarnate Word	5 6
257	N	Incarnate Word	3 4
258	A	Bucknell	5 8
258	A	Bucknell	10 11
258	A	Bucknell	5 6
258	A	Bucknell	1 4
285	H	Lehigh	1 5
285	H	Lehigh	2 12
285	H	Lehigh	1 9
285	H	Lehigh	2 3
288	A	Fairleigh Dickinson	9 10
290	N	Coppin St.	6 5
290	N	Coppin St.	1 3

Lafayette

L  
a  
f  
a  
y  
e  
t  
t  
e

L  
a  
f  
a  
y  
e  
t  
t  
e

Average RPI Win: 271		WON-LOST RECORD		WINNING PCT. RANK		LAST 10 GAMES		STRENGTH OF SCHEDULE		OPP. STRENGTH OF SCHEDULE		TEAM RPI		ADJ RPI		CONF. RPI		ADJ CONF. RPI	
DIV. I ONLY		6-26-0		.1875 293		2-7-0		287		298		295		.34864 295		31		31	
DIV. I NON-CONF.		1-10-0		.09091 296		0-2-0		210		287		290		.37881 290		31		31	
TOTALS		RPI 1-25		RPI 26-50		W-L RECORDS		RPI 51-100		RPI 101-150		RPI 150+							
6-26-0		0-1-0		0-0-0		OVERALL		0-1-0		0-2-0		6-22-0							
2-14-0		0-0-0		0-0-0		HOME		0-0-0		0-0-0		2-14-0							
4-12-0		0-1-0		0-0-0		AWAY		0-1-0		0-2-0		4-8-0							
0-0-0		0-0-0		0-0-0		NEUTRAL		0-0-0		0-0-0		0-0-0							
1-10-0		0-1-0		0-0-0		NON-CONFERENCE		0-1-0		0-2-0		1-6-0							
0-4-0		0-0-0		0-0-0		HOME		0-0-0		0-0-0		0-4-0							
1-6-0		0-1-0		0-0-		AWAY		0-1-0		0-2-0		1-2-0							
0-0-0		0-0-0		0-0-0		NEUTRAL		0-0-0		0-0-0		0-0-0							
5-16-0		0-0-0		0-0-0		CONFERENCE		0-0-0		0-0-0		5-16-0							
2-10-0		0-0-0		0-0-0		HOME		0-0-0		0-0-0		2-10-0							
3-6-0		0-0-0		0-0-0		AWAY		0-0-0		0-0-0		3-6-0							
0-0-0		0-0-0		0-0-0		NEUTRAL		0-0-0		0-0-0		0-0-0							
RPI S	Opponent	Score		RPI S	Opponent	Score		RPI S	Opponent	Score		RPI S	Opponent	Score					
16 A	Mississippi St.	0 5						97 A	Memphis	4 13		119 A	SFA	2 8					
												129 A	Central Ark.	2 9					
												160 A	Nicholls St.	3 4					
												183 H	Alabama St.	6 7					
												183 H	Alabama St.	2 14					
												183 H	Alabama St.	5 7					
												186 A	Arkansas St.	10 9					
												217 A	Northwestern St.	1 11					
												222 A	Jackson St.	6 13					
												222 A	Jackson St.	8 9					
												222 A	Jackson St.	2 9					
												222 H	Jackson St.	0 6					
												222 H	Jackson St.	3 5					
												222 H	Jackson St.	2 3					
												276 H	North Dakota St.	4 7					
												276 H	North Dakota St.	3 9					
												276 H	North Dakota St.	4 10					
												276 H	North Dakota St.	6 9					
												283 A	Alcorn	5 1					
												283 A	Alcorn	2 3					
												283 A	Alcorn	3 4					
						LAST 10 GAMES						283 H	Alcorn	3 11					
						217 A Northwestern St.		1 11		283 H Alcorn		5 3	283 H	Alcorn	0 13				
						292 H Alabama A&M		1 3		283 H Alcorn		3 11	283 H	Alcorn	5 3				
						292 H Alabama A&M		0 1		16 A Mississippi St.		0 5	292 A	Alabama A&M	4 3				
						292 H Alabama A&M		5 3		222 A Jackson St.		6 13	292 A	Alabama A&M	6 4				
						283 H Alcorn		0 13		222 A Jackson St.		8 9	292 A	Alabama A&M	6 9				

**Non-Div. I Games:**

Delta St.

1

8

Delta St.

4

15

Mississippi Val.

RPI	S	Opponent	Score	
292	H	Alabama A&M	0	1
292	H	Alabama A&M	1	3
292	H	Alabama A&M	5	3

Mississippi Val.

M  
i  
s  
s  
i  
s  
s  
i  
p  
p  
i  
V  
a  
l  
.

M  
i  
s  
s  
i  
s  
s  
i  
p  
p  
i  
V  
a  
l  
.

Average RPI Win:	270	WON-LOST RECORD	WINNING PCT. RANK	LAST 10 GAMES	STRENGTH OF SCHEDULE	OPP. STRENGTH OF SCHEDULE	TEAM RPI	ADJ RPI	CONF. RPI	ADJ CONF. RPI	
Average RPI Loss:	242										
DIV. I ONLY	9-23-0	.28125	274	2-6-0	299	296	296	.34538	296	31	31
DIV. I NON-CONF.	1-7-0	.125	290	0-0-0	256	172	288	.38306	288	31	31
<hr/>											
TOTALS	RPI 1-25	RPI 26-50		W-L RECORDS		RPI 51-100		RPI 101-150		RPI 150+	
9-23-0	0-0-0	0-0-0		OVERALL		0-3-0		0-1-0		9-19-0	
6-4-0	0-0-0	0-0-0		HOME		0-0-0		0-0-0		6-4-0	
2-15-0	0-0-0	0-0-0		AWAY		0-3-0		0-1-0		2-11-0	
1-4-0	0-0-0	0-0-0		NEUTRAL		0-0-0		0-0-0		1-4-0	
<hr/>											
1-7-0	0-0-0	0-0-0		NON-CONFERENCE		0-3-0		0-1-0		1-3-0	
0-0-0	0-0-0	0-0-0		HOME		0-0-0		0-0-0		0-0-0	
0-5-0	0-0-0	0-0-		AWAY		0-3-0		0-1-0		0-1-0	
1-2-0	0-0-0	0-0-0		NEUTRAL		0-0-0		0-0-0		1-2-0	
<hr/>											
8-16-0	0-0-0	0-0-0		CONFERENCE		0-0-0		0-0-0		8-16-0	
6-4-0	0-0-0	0-0-0		HOME		0-0-0		0-0-0		6-4-0	
2-10-0	0-0-0	0-0-0		AWAY		0-0-0		0-0-0		2-10-0	
0-2-0	0-0-0	0-0-0		NEUTRAL		0-0-0		0-0-0		0-2-0	
<hr/>											
RPI	S	Opponent	Score	RPI	S	Opponent	Score	RPI	S	Opponent	Score
						97 A Memphis	5 9			141 A New Orleans	0 5
						97 A Memphis	1 11			160 A Nicholls St.	9 10
						97 A Memphis	3 5			222 A Jackson St.	4 5
										222 H Jackson St.	13 8
										253 N LIU Brooklyn	4 9
										269 A Texas Southern	1 9
										269 A Texas Southern	1 11
										269 H Texas Southern	12 11
										269 H Texas Southern	8 5
										269 H Texas Southern	8 6
										271 N Hofstra	2 4
										277 N Wagner	11 4
										280 A Ark.-Pine Bluff	7 3
										280 A Ark.-Pine Bluff	8 9
										280 A Ark.-Pine Bluff	3 2
										282 A Grambling	8 14
										282 A Grambling	5 8
										282 A Grambling	4 15
										282 H Grambling	6 9
										282 H Grambling	3 11
										282 H Grambling	3 2
										282 N Grambling	5 11
										283 N Alcorn	5 6
										286 A Prairie View	1 3
										286 A Prairie View	1 3
										286 A Prairie View	13 15
										286 H Prairie View	6 5
<hr/>											
Non-Div. I Games:	Loyola (LA)	2	1	LSU-Alexandria	7	1	Loyola (LA)	13	6	Southern U.	

S  
o  
u  
t  
h  
e  
r  
n  
U  
.

S  
o  
u  
t  
h  
e  
r  
n  
U  
.

Southern U.

Average RPI Win:	267	WON-LOST RECORD	WINNING PCT. RANK	LAST 10 GAMES	STRENGTH OF SCHEDULE	OPP. STRENGTH OF SCHEDULE	TEAM RPI	ADJ RPI	CONF. RPI	ADJ CONF. RPI
DIV. I ONLY	218	5-29-0	.14706 294	1-9-0	283	289	297	.34441 297	30	29
DIV. I NON-CONF.		2-16-0	.11111 292	0-3-0	288	280	299	.33969 299	28	28
TOTALS	RPI 1-25	RPI 26-50	W-L RECORDS	RPI 51-100	RPI 101-150	RPI 150+				
5-29-0	0-0-0	0-0-0	OVERALL	0-0-0	0-5-0	5-24-0				
4-6-0	0-0-0	0-0-0	HOME	0-0-0	0-0-0	4-6-0				
1-23-0	0-0-0	0-0-0	AWAY	0-0-0	0-5-0	1-18-0				
0-0-0	0-0-0	0-0-0	NEUTRAL	0-0-0	0-0-0	0-0-0				
2-16-0	0-0-0	0-0-0	NON-CONFERENCE	0-0-0	0-5-0	2-11-0				
2-2-0	0-0-0	0-0-0	HOME	0-0-0	0-0-0	2-2-0				
0-14-0	0-0-0	0-0-	AWAY	0-0-0	0-5-0	0-9-0				
0-0-0	0-0-0	0-0-0	NEUTRAL	0-0-0	0-0-0	0-0-0				
3-13-0	0-0-0	0-0-0	CONFERENCE	0-0-0	0-0-0	3-13-0				
2-4-0	0-0-0	0-0-0	HOME	0-0-0	0-0-0	2-4-0				
1-9-0	0-0-0	0-0-0	AWAY	0-0-0	0-0-0	1-9-0				
0-0-0	0-0-0	0-0-0	NEUTRAL	0-0-0	0-0-0	0-0-0				
RPI S Opponent Score	RPI S Opponent Score	RPI S Opponent Score	RPI S Opponent Score	RPI S Opponent Score	RPI S Opponent Score	RPI S Opponent Score				
						112 A New Mexico St.	2	13		
						112 A New Mexico St.	3	6		
						112 A New Mexico St.	4	25		
						112 A New Mexico St.	1	29		
						126 A Duke	3	10		
						196 A UMBC	1	14		
						196 A UMBC	7	19		
						199 A Central Conn. St.	0	2		
						199 A Central Conn. St.	0	4		
						199 A Central Conn. St.	1	9		
						199 H Central Conn. St.	5	7		
						199 H Central Conn. St.	2	7		
						199 H Central Conn. St.	3	11		
						215 H Georgetown	2	13		
						220 H George Mason	4	19		
						221 A N.C. A&T	2	4		
						221 A N.C. A&T	1	3		
						221 A N.C. A&T	7	14		
						253 A LIU Brooklyn	10	12		
						253 A LIU Brooklyn	8	12		
						253 A LIU Brooklyn	11	8		
						253 H LIU Brooklyn	11	15		
						253 H LIU Brooklyn	8	7		
						253 H LIU Brooklyn	18	8		
						287 A Savannah St.	8	9		
						287 A Savannah St.	1	9		
						287 A Savannah St.	5	6		
LAST 10 GAMES										
253 A LIU Brooklyn	8	12	199 H Central Conn. St.	3	11	253 H LIU Brooklyn	8	7		
253 A LIU Brooklyn	10	12	199 H Central Conn. St.	5	7	253 H LIU Brooklyn	18	8		
253 A LIU Brooklyn	11	8	199 H Central Conn. St.	2	7	287 A Savannah St.	8	9		
290 A Coppin St.	6	9	220 H George Mason	4	19	287 A Savannah St.	1	9		
215 H Georgetown	2	13	288 A Fairleigh Dickinson	2	15	287 A Savannah St.	5	6		

Non-Div. I Games:

Mt. St. Mary's



Mt. St. Mary's

F  
o  
r  
t  
w  
a  
y  
n  
e

RPI	S	Opponent	Score	
292	A	Alabama A&M	10	6
292	A	Alabama A&M	6	8
292	A	Alabama A&M	3	5
292	A	Alabama A&M	15	1

Fort Wayne

F  
o  
r  
t  
W  
a  
y  
n  
e

F  
o  
r  
t  
W  
a  
y  
n  
e

Average RPI Win:	0	WON-LOST	WINNING	LAST 10	STRENGTH OF	OPP. STRENGTH	TEAM	ADJ	CONF.	ADJ CONF.			
Average RPI Loss:	195	RECORD	PCT. RANK	GAMES	SCHEDULE	OF SCHEDULE	RPI	RPI	RPI	RPI			
DIV. I ONLY		0-23-0	0	299	0-10-0	225	287	299	.33795	299	26	26	
DIV. I NON-CONF.		0-11-0	0	299	0-3-0	202	292	298	.34953	298	25	25	
<hr/>													
TOTALS	RPI 1-25	RPI 26-50		W-L RECORDS		RPI 51-100		RPI 101-150		RPI 150+			
0-23-0	0-0-0	0-4-0		OVERALL		0-0-0		0-0-0		0-19-0			
0-5-0	0-0-0	0-0-0		HOME		0-0-0		0-0-0		0-5-0			
0-17-0	0-0-0	0-3-0		AWAY		0-0-0		0-0-0		0-14-0			
0-1-0	0-0-0	0-1-0		NEUTRAL		0-0-0		0-0-0		0-0-0			
0-11-0	0-0-0	0-4-0		NON-CONFERENCE		0-0-0		0-0-0		0-7-0			
0-2-0	0-0-0	0-0-0		HOME		0-0-0		0-0-0		0-2-0			
0-8-0	0-0-0	0-0-		AWAY		0-0-0		0-0-0		0-5-0			
0-1-0	0-0-0	0-1-0		NEUTRAL		0-0-0		0-0-0		0-0-0			
0-12-0	0-0-0	0-0-0		CONFERENCE		0-0-0		0-0-0		0-12-0			
0-3-0	0-0-0	0-0-0		HOME		0-0-0		0-0-0		0-3-0			
0-9-0	0-0-0	0-0-0		AWAY		0-0-0		0-0-0		0-9-0			
0-0-0	0-0-0	0-0-0		NEUTRAL		0-0-0		0-0-0		0-0-0			
RPI	S	Opponent	Score	RPI	S	Opponent	Score	RPI	S	Opponent	Score		
				32	N	St. John's (NY)	9 12			167	A	Fairfield	1 7
				50	A	Louisiana	0 4			167	A	Fairfield	2 3
				50	A	Louisiana	0 10			167	A	Fairfield	4 6
				50	A	Louisiana	1 6			182	A	Niagara	0 7
										182	A	Niagara	2 3
										182	A	Niagara	1 8
										223	H	Rider	0 7
										223	H	Rider	1 15
										223	H	Rider	4 28
										233	A	Fordham	5 7
										233	A	Fordham	2 5
										239	A	Quinnipiac	1 5
										239	A	Quinnipiac	0 7
										239	A	Quinnipiac	1 13
										253	H	LIU Brooklyn	10 12
										277	H	Wagner	2 9
										285	A	Lehigh	3 10
										288	A	Fairleigh Dickinson	6 13
										291	A	NJIT	1 17
				LAST 10 GAMES									
				239	A	Quinnipiac	0 7	167	A	Fairfield	4 6		
				239	A	Quinnipiac	1 5	167	A	Fairfield	2 3		
				239	A	Quinnipiac	1 13	167	A	Fairfield	1 7		
				288	A	Fairleigh Dickinson	6 13	277	H	Wagner	2 9		
				291	A	NJIT	1 17	223	H	Rider	0 7		

**Non-Div. I Games:**

Saint Peter's