

Average RPI Win:	68	WON-LOST RECORD	WINNING PCT. RANK	LAST 10 GAMES	STRENGTH OF SCHEDULE	OPP. STRENGTH OF SCHEDULE	TEAM RPI	ADJ RPI	CONF. RPI	ADJ CONF. RPI		
DIV. I ONLY		31-7-0	.81579	3	9-1-0	2	12	1	.65653	1	4	4
DIV. I NON-CONF.		19-3-0	.86364	6	6-0-0	1	27	1	.6649	1	2	2
<hr/>												
TOTALS	RPI 1-25	RPI 26-50		W-L RECORDS		RPI 51-100		RPI 101-150		RPI 150+		
31-7-0	10-3-0	3-1-0		OVERALL		13-2-0		2-1-0		3-0-0		
20-4-0	6-1-0	3-1-0		HOME		8-1-0		2-1-0		1-0-0		
10-3-0	4-2-0	0-0-0		AWAY		4-1-0		0-0-0		2-0-0		
1-0-0	0-0-0	0-0-0		NEUTRAL		1-0-0		0-0-0		0-0-0		
19-3-0	6-1-0	1-0-0		NON-CONFERENCE		7-1-0		2-1-0		3-0-0		
13-2-0	4-0-0	1-0-0		HOME		5-1-0		2-1-0		1-0-0		
6-1-0	2-1-0	0-0-		AWAY		2-0-0		0-0-0		2-0-0		
0-0-0	0-0-0	0-0-0		NEUTRAL		0-0-0		0-0-0		0-0-0		
12-4-0	4-2-0	2-1-0		CONFERENCE		6-1-0		0-0-0		0-0-0		
7-2-0	2-1-0	2-1-0		HOME		3-0-0		0-0-0		0-0-0		
4-2-0	2-1-0	0-0-0		AWAY		2-1-0		0-0-0		0-0-0		
1-0-0	0-0-0	0-0-0		NEUTRAL		1-0-0		0-0-0		0-0-0		
RPI	S	Opponent	Score	RPI	S	Opponent	Score	RPI	S	Opponent	Score	
5	H	Oregon St.	9 7	35	H	UC Irvine	9 3	57	H	Pepperdine	3 2	
5	H	Oregon St.	3 7	47	H	California	1 4	60	H	Michigan	5 7	
5	H	Oregon St.	8 0	47	H	California	6 1	68	A	LMU (CA)	9 4	
7	H	East Carolina	7 5	47	H	California	8 7	68	H	LMU (CA)	5 0	
7	H	East Carolina	8 5					82	H	St. John's (NY)	9 0	
7	H	East Carolina	3 0					82	H	St. John's (NY)	3 2	
10	A	Georgia Tech	6 0					82	H	St. John's (NY)	11 1	
10	A	Georgia Tech	3 4					90	A	Cal St. Fullerton	8 3	
10	A	Georgia Tech	8 2					92	H	Arizona	3 1	
11	A	Stanford	10 7					92	H	Arizona	12 10	
11	A	Stanford	11 5					92	H	Arizona	10 5	
11	A	Stanford	2 3					93	A	Southern California	2 7	
21	H	Oklahoma St.	6 3					93	A	Southern California	7 1	
								93	A	Southern California	9 2	
								93	N	Southern California	7 5	
<hr/>												
LAST 10 GAMES												
				7	H	East Carolina	3 0	7	H	East Carolina	8 5	
				90	A	Cal St. Fullerton	8 3	7	H	East Carolina	7 5	
				47	H	California	6 1	35	H	UC Irvine	9 3	
				47	H	California	1 4	11	A	Stanford	10 7	
				47	H	California	8 7	11	A	Stanford	11 5	

Non-Div. I Games:

UCLA

Average RPI Win: 84		WON-LOST	WINNING	LAST 10	STRENGTH OF		OPP. STRENGTH	TEAM	ADJ	CONF.	ADJ CONF.
Average RPI Loss: 33		RECORD	PCT. RANK	GAMES	SCHEDULE		OF SCHEDULE	RPI	RPI	RPI	RPI
DIV. I ONLY		31-9-0	.775	8	7-3-0		1	18	2	.6438	2
DIV. I NON-CONF.		19-3-0	.86364	6	2-0-0		27	150	3	.61552	3
TOTALS		RPI 1-25	RPI 26-50		W-L RECORDS		RPI 51-100		RPI 101-150		RPI 150+
31-9-0		6-6-0	10-1-0		OVERALL		4-1-0		2-1-0		9-0-0
21-4-0		4-2-0	7-1-0		HOME		2-0-0		2-1-0		6-0-0
6-4-0		2-4-0	3-0-0		AWAY		0-0-0		0-0-0		1-0-0
4-1-0		0-0-0	0-0-0		NEUTRAL		2-1-0		0-0-0		2-0-0
19-3-0		0-0-0	4-1-0		NON-CONFERENCE		4-1-0		2-1-0		9-0-0
14-2-0		0-0-0	4-1-0		HOME		2-0-0		2-1-0		6-0-0
1-0-0		0-0-0	0-0-		AWAY		0-0-0		0-0-0		1-0-0
4-1-0		0-0-0	0-0-0		NEUTRAL		2-1-0		0-0-0		2-0-0
12-6-0		6-6-0	6-0-0		CONFERENCE		0-0-0		0-0-0		0-0-0
7-2-0		4-2-0	3-0-0		HOME		0-0-0		0-0-0		0-0-0
5-4-0		2-4-0	3-0-0		AWAY		0-0-0		0-0-0		0-0-0
0-0-0		0-0-0	0-0-0		NEUTRAL		0-0-0		0-0-0		0-0-0
RPI S	Opponent	Score		RPI S	Opponent	Score		RPI S	Opponent	Score	
4 A	Georgia	3	8	27 H	Florida	15	2	57 H	Pepperdine	6	3
4 A	Georgia	1	3	27 H	Florida	14	4	57 H	Pepperdine	6	2
4 A	Georgia	3	2	27 H	Florida	5	0	76 N	TCU	2	10
6 H	Tennessee	10	4	30 H	Illinois St.	3	7	86 N	Virginia	15	9
6 H	Tennessee	4	2	30 H	Illinois St.	9	1	90 N	Cal St. Fullerton	14	9
6 H	Tennessee	6	7	30 H	Illinois St.	10	4				
8 H	Arkansas	3	2	40 H	Indiana St.	7	1				
8 H	Arkansas	12	2	48 H	Evansville	5	4				
8 H	Arkansas	12	14	50 A	Alabama	7	4				
13 A	Texas A&M	0	7	50 A	Alabama	2	0				
13 A	Texas A&M	7	8	50 A	Alabama	13	5				
13 A	Texas A&M	7	4								
				LAST 10 GAMES							
				50 A	Alabama	2	0	8	H Arkansas	12	2
				50 A	Alabama	13	5	8	H Arkansas	3	2
				50 A	Alabama	7	4	199 A	Middle Tenn.	15	3
				40 H	Indiana St.	7	1	4	A Georgia	1	3
				8 H	Arkansas	12	14	4	A Georgia	3	8

Non-Div. I Games:

Vanderbilt

Average RPI Win:	89	WON-LOST	WINNING	LAST 10	STRENGTH OF	OPP. STRENGTH	TEAM	ADJ	CONF.	ADJ CONF.				
Average RPI Loss:	30	RECORD	PCT. RANK	GAMES	SCHEDULE	OF SCHEDULE	RPI	RPI	RPI	RPI				
DIV. I ONLY		32-9-0	.78049	7	9-1-0	13	11	3	.62395	3	3			
DIV. I NON-CONF.		17-3-0	.85	10	3-0-0	78	57	11	.60355	11	4			
<hr/>														
TOTALS	RPI 1-25	RPI 26-50		W-L RECORDS		RPI 51-100		RPI 101-150		RPI 150+				
32-9-0	7-5-0	8-2-0		OVERALL		5-2-0		6-0-0		6-0-0				
21-5-0	3-3-0	3-0-0		HOME		5-2-0		5-0-0		5-0-0				
10-2-0	3-0-0	5-2-0		AWAY		0-0-0		1-0-0		1-0-0				
1-2-0	1-2-0	0-0-0		NEUTRAL		0-0-0		0-0-0		0-0-0				
<hr/>														
17-3-0	1-2-0	4-0-0		NON-CONFERENCE		0-1-0		6-0-0		6-0-0				
13-1-0	0-0-0	3-0-0		HOME		0-1-0		5-0-0		5-0-0				
3-0-0	0-0-0	1-0-		AWAY		0-0-0		1-0-0		1-0-0				
1-2-0	1-2-0	0-0-0		NEUTRAL		0-0-0		0-0-0		0-0-0				
<hr/>														
15-6-0	6-3-0	4-2-0		CONFERENCE		5-1-0		0-0-0		0-0-0				
8-4-0	3-3-0	0-0-0		HOME		5-1-0		0-0-0		0-0-0				
7-2-0	3-0-0	4-2-0		AWAY		0-0-0		0-0-0		0-0-0				
0-0-0	0-0-0	0-0-0		NEUTRAL		0-0-0		0-0-0		0-0-0				
<hr/>														
RPI	S	Opponent	Score		RPI	S	Opponent	Score		RPI	S	Opponent	Score	
10	H	Georgia Tech	5	4	28	H	Ole Miss	4	3	59	H	Xavier	4	5
10	H	Georgia Tech	0	4	28	H	Ole Miss	10	8	64	H	Boston College	11	4
10	H	Georgia Tech	1	3	36	A	Clemson	1	5	64	H	Boston College	4	0
14	H	Miami (FL)	9	6	36	A	Clemson	3	6	64	H	Boston College	4	6
14	H	Miami (FL)	7	5	36	A	Clemson	7	4	67	H	Wake Forest	5	4
14	H	Miami (FL)	11	16	44	A	Duke	2	1	67	H	Wake Forest	6	1
22	N	UConn	2	3	44	A	Duke	8	3	67	H	Wake Forest	10	7
22	N	UConn	12	2	44	A	Duke	8	6					
22	N	UConn	3	8	46	A	Kentucky	18	6					
25	A	NC State	6	3	46	H	Kentucky	8	3					
25	A	NC State	14	2										
25	A	NC State	14	10										
<hr/>														
LAST 10 GAMES														
25	A	NC State	14	2	148	H	James Madison	1	0					
25	A	NC State	14	10	211	H	Brown	5	4					
67	H	Wake Forest	10	7	211	H	Brown	7	0					
67	H	Wake Forest	6	1	185	H	Eastern Ky.	5	1					
148	H	James Madison	11	1	111	A	Cincinnati	12	0					

Non-Div. I Games:

Louisville

Average RPI Win:	108	WON-LOST RECORD	WINNING PCT. RANK	LAST 10 GAMES	STRENGTH OF SCHEDULE	OPP. STRENGTH OF SCHEDULE	TEAM RPI	ADJ RPI	CONF. RPI	ADJ CONF. RPI		
DIV. I ONLY		33-9-0	.78571	5	7-3-0	26	9	4	.62387	4	1	1
DIV. I NON-CONF.		20-4-0	.83333	11	2-1-0	134	88	19	.58926	19	1	1
<hr/>												
TOTALS	RPI 1-25	RPI 26-50		W-L RECORDS		RPI 51-100		RPI 101-150		RPI 150+		
33-9-0	6-6-0	7-1-0		OVERALL		5-1-0		3-0-0		12-1-0		
22-3-0	5-2-0	4-0-0		HOME		0-0-0		3-0-0		10-1-0		
11-5-0	1-3-0	3-1-0		AWAY		5-1-0		0-0-0		2-0-0		
0-1-0	0-1-0	0-0-0		NEUTRAL		0-0-0		0-0-0		0-0-0		
20-4-0	1-2-0	2-0-0		NON-CONFERENCE		2-1-0		3-0-0		12-1-0		
15-1-0	1-0-0	1-0-0		HOME		0-0-0		3-0-0		10-1-0		
5-2-0	0-1-0	1-0-		AWAY		2-1-0		0-0-0		2-0-0		
0-1-0	0-1-0	0-0-0		NEUTRAL		0-0-0		0-0-0		0-0-0		
13-5-0	5-4-0	5-1-0		CONFERENCE		3-0-0		0-0-0		0-0-0		
7-2-0	4-2-0	3-0-0		HOME		0-0-0		0-0-0		0-0-0		
6-3-0	1-2-0	2-1-0		AWAY		3-0-0		0-0-0		0-0-0		
0-0-0	0-0-0	0-0-0		NEUTRAL		0-0-0		0-0-0		0-0-0		
RPI	S	Opponent	Score	RPI	S	Opponent	Score	RPI	S	Opponent	Score	
2	H	Vanderbilt	8 3	26	H	Missouri	5 2	54	A	South Carolina	6 1	
2	H	Vanderbilt	3 1	26	H	Missouri	3 0	54	A	South Carolina	4 2	
2	H	Vanderbilt	2 3	26	H	Missouri	4 2	54	A	South Carolina	8 7	
6	A	Tennessee	0 3	36	A	Clemson	5 3	58	A	Ga. Southern	4 2	
6	A	Tennessee	0 2	36	H	Clemson	3 2	58	A	Ga. Southern	7 10	
6	A	Tennessee	7 1	46	A	Kentucky	0 5	58	A	Ga. Southern	3 1	
10	A	Georgia Tech	2 11	46	A	Kentucky	7 3					
10	H	Georgia Tech	12 2	46	A	Kentucky	10 8					
10	N	Georgia Tech	6 8									
20	H	LSU	9 7									
20	H	LSU	2 0									
20	H	LSU	0 1									

Non-Div. I Games:

Georgia

Average RPI Win:		68	WON-LOST		WINNING		LAST 10		STRENGTH OF		OPP. STRENGTH		TEAM		ADJ		CONF.		ADJ CONF.	
Average RPI Loss:		55	RECORD		PCT. RANK		GAMES		SCHEDULE		OF SCHEDULE		RPI		RPI		RPI		RPI	
DIV. I ONLY			28-10-1		.73077		20		6-4-0		7		10		5		.62167		5	
DIV. I NON-CONF.			13-5-1		.71053		46		0-2-0		16		13		10		.60415		10	
TOTALS		RPI 1-25		RPI 26-50		W-L RECORDS		RPI 51-100		RPI 101-150		RPI 150+								
28-10-1		4-3-0		9-3-0		OVERALL		10-1-1		3-3-0		2-0-0								
12-4-0		2-1-0		3-2-0		HOME		4-1-0		3-0-0		0-0-0								
6-5-0		1-2-0		2-1-0		AWAY		3-0-0		0-2-0		0-0-0								
10-1-1		1-0-0		4-0-0		NEUTRAL		3-0-1		0-1-0		2-0-0								
13-5-1		3-1-0		4-0-0		NON-CONFERENCE		4-1-1		0-3-0		2-0-0								
3-2-0		2-1-0		0-0-0		HOME		1-1-0		0-0-0		0-0-0								
0-2-0		0-0-0		0-0-		AWAY		0-0-0		0-2-0		0-0-0								
10-1-1		1-0-0		4-0-0		NEUTRAL		3-0-1		0-1-0		2-0-0								
15-5-0		1-2-0		5-3-0		CONFERENCE		6-0-0		3-0-0		0-0-0								
9-2-0		0-0-0		3-2-0		HOME		3-0-0		3-0-0		0-0-0								
6-3-0		1-2-0		2-1-0		AWAY		3-0-0		0-0-0		0-0-0								
0-0-0		0-0-0		0-0-0		NEUTRAL		0-0-0		0-0-0		0-0-0								
RPI	S	Opponent		Score		RPI	S	Opponent		Score		RPI	S	Opponent		Score				
1	A	UCLA		7 9		32	H	Oregon		7 6		51	N	Coastal Caro.		4 4				
1	A	UCLA		0 8		32	H	Oregon		8 12		62	A	Washington		10 7				
1	A	UCLA		7 3		37	N	Nebraska		17 1		62	A	Washington		4 3				
19	H	West Virginia		9 2		37	N	Nebraska		8 3		62	A	Washington		1 0				
19	H	West Virginia		4 2		37	N	Nebraska		5 3		63	H	San Diego St.		3 4				
19	H	West Virginia		0 2		37	N	Nebraska		8 2		63	H	San Diego St.		8 1				
24	N	Indiana		8 3		41	A	Arizona St.		4 3		66	N	Gonzaga		9 3				
						41	A	Arizona St.		1 4		81	N	Minnesota		2 1				
						41	A	Arizona St.		6 4		81	N	Minnesota		13 1				
						47	H	California		10 5		92	H	Arizona		8 4				
						47	H	California		3 2		92	H	Arizona		9 3				
						47	H	California		2 3		92	H	Arizona		15 3				
						LAST 10 GAMES														
						125	H	Utah		11 0		92	H	Arizona		8 4				
						109	A	Nevada		6 7		41	A	Arizona St.		4 3				
						109	A	Nevada		7 8		41	A	Arizona St.		6 4				
						92	H	Arizona		9 3		41	A	Arizona St.		1 4				
						92	H	Arizona		15 3		32	H	Oregon		8 12				

Non-Div. I Games:

Oregon St.

Average RPI Win:		105	WON-LOST RECORD		WINNING PCT. RANK		LAST 10 GAMES		STRENGTH OF SCHEDULE		OPP. STRENGTH OF SCHEDULE		TEAM RPI		ADJ RPI		CONF. RPI		ADJ CONF. RPI					
DIV. I ONLY			31-11-0		.7381		15		8-2-0		3		27		6		.61947		6		1		1	
DIV. I NON-CONF.			22-2-0		.91667		2		3-0-0		43		156		2		.62357		2		1		1	
TOTALS		RPI 1-25		RPI 26-50		W-L RECORDS		RPI 51-100		RPI 101-150		RPI 150+												
31-11-0		7-8-0		5-1-0		OVERALL		3-1-0		6-1-0		10-0-0												
22-6-0		6-3-0		2-1-0		HOME		3-1-0		2-1-0		9-0-0												
5-5-0		1-5-0		3-0-0		AWAY		0-0-0		1-0-0		0-0-0												
4-0-0		0-0-0		0-0-0		NEUTRAL		0-0-0		3-0-0		1-0-0												
22-2-0		3-0-0		2-1-0		NON-CONFERENCE		1-0-0		6-1-0		10-0-0												
17-2-0		3-0-0		2-1-0		HOME		1-0-0		2-1-0		9-0-0												
1-0-0		0-0-0		0-0-		AWAY		0-0-0		1-0-0		0-0-0												
4-0-0		0-0-0		0-0-0		NEUTRAL		0-0-0		3-0-0		1-0-0												
9-9-0		4-8-0		3-0-0		CONFERENCE		2-1-0		0-0-0		0-0-0												
5-4-0		3-3-0		0-0-0		HOME		2-1-0		0-0-0		0-0-0												
4-5-0		1-5-0		3-0-0		AWAY		0-0-0		0-0-0		0-0-0												
0-0-0		0-0-0		0-0-0		NEUTRAL		0-0-0		0-0-0		0-0-0												
RPI	S	Opponent		Score		RPI	S	Opponent		Score		RPI	S	Opponent		Score		RPI	S	Opponent		Score		
2	A	Vanderbilt		7	6	46	A	Kentucky		16	1	54	H	South Carolina		15	5	102	H	Morehead St.		3	1	
2	A	Vanderbilt		4	10	46	A	Kentucky		4	2	54	H	South Carolina		6	3	106	N	North Florida		10	2	
2	A	Vanderbilt		2	4	46	A	Kentucky		8	2	54	H	South Carolina		2	3	114	A	ETSU		5	1	
4	H	Georgia		3	0	49	H	Fresno St.		13	9	65	H	Liberty		7	1	114	H	ETSU		5	6	
4	H	Georgia		1	7	49	H	Fresno St.		8	3							124	N	Troy		11	2	
4	H	Georgia		2	0	49	H	Fresno St.		7	10							141	H	Gardner-Webb		5	0	
12	H	Mississippi St.		2	1													147	N	La.-Monroe		7	2	
12	H	Mississippi St.		5	7													174	H	Appalachian St.		3	0	
12	H	Mississippi St.		3	6													174	H	Appalachian St.		6	0	
16	A	Auburn		3	5													174	H	Appalachian St.		2	0	
16	A	Auburn		0	2													186	N	Western Ky.		6	3	
16	A	Auburn		2	5													188	H	Belmont		6	2	
24	H	Indiana		5	1													190	H	Lipscomb		11	2	
24	H	Indiana		11	0													199	H	Middle Tenn.		2	0	
24	H	Indiana		5	3													226	H	UNC Asheville		8	4	
																		226	H	UNC Asheville		7	2	
																		277	H	Northern Ky.		18	0	
						LAST 10 GAMES																		
						186	N	Western Ky.		6	3	102	H	Morehead St.		3	1							
						141	H	Gardner-Webb		5	0	4		H Georgia		1	7							
						46	A	Kentucky		8	2	4		H Georgia		3	0							
						46	A	Kentucky		16	1	4		H Georgia		2	0							
						46	A	Kentucky		4	2	190	H	Lipscomb		11	2							

Non-Div. I Games:

Tennessee

Average RPI Win:	106	WON-LOST RECORD	WINNING PCT. RANK	LAST 10 GAMES	STRENGTH OF SCHEDULE	OPP. STRENGTH OF SCHEDULE	TEAM RPI	ADJ RPI	CONF. RPI	ADJ CONF. RPI						
Average RPI Loss:	60															
DIV. I ONLY		31-10-0	.7561	11	7-3-0	24	29	7	.61784	7	5	5				
DIV. I NON-CONF.		20-9-0	.68966	56	4-3-0	33	43	18	.59031	18	5	5				
<hr/>																
TOTALS	RPI 1-25	RPI 26-50		W-L RECORDS		RPI 51-100		RPI 101-150		RPI 150+						
31-10-0	3-4-0	4-2-0		OVERALL		8-2-0		9-1-0		7-1-0						
19-3-0	3-0-0	1-0-0		HOME		4-1-0		5-1-0		6-1-0						
12-7-0	0-4-0	3-2-0		AWAY		4-1-0		4-0-0		1-0-0						
0-0-0	0-0-0	0-0-0		NEUTRAL		0-0-0		0-0-0		0-0-0						
20-9-0	0-4-0	2-1-0		NON-CONFERENCE		5-2-0		6-1-0		7-1-0						
13-3-0	0-0-0	1-0-0		HOME		1-1-0		5-1-0		6-1-0						
7-6-0	0-4-0	1-0-		AWAY		4-1-0		1-0-0		1-0-0						
0-0-0	0-0-0	0-0-0		NEUTRAL		0-0-0		0-0-0		0-0-0						
11-1-0	3-0-0	2-1-0		CONFERENCE		3-0-0		3-0-0		0-0-0						
6-0-0	3-0-0	0-0-0		HOME		3-0-0		0-0-0		0-0-0						
5-1-0	0-0-0	2-1-0		AWAY		0-0-0		3-0-0		0-0-0						
0-0-0	0-0-0	0-0-0		NEUTRAL		0-0-0		0-0-0		0-0-0						
RPI	S	Opponent	Score		RPI	S	Opponent	Score		RPI	S	Opponent	Score			
1	A	UCLA	0	3	28	A	Ole Miss	3	2	70	A	Campbell	6	7		
1	A	UCLA	5	7	34	A	Houston	3	1	75	H	UCF	13	8		
1	A	UCLA	5	8	34	A	Houston	0	2	75	H	UCF	6	5		
12	A	Mississippi St.	1	4	34	A	Houston	15	3	75	H	UCF	7	4		
22	H	UConn	9	7	44	A	Duke	2	7	80	H	Wright St.	4	12		
22	H	UConn	5	2	44	H	Duke	6	1	83	A	Maryland	3	0		
22	H	UConn	5	1						83	A	Maryland	9	0		
										83	A	Maryland	2	1		
										89	A	Elon	9	4		
										89	H	Elon	5	3		
												101	H	Marist	4	3
												101	H	Marist	5	0
												101	H	Marist	10	5
												113	H	Air Force	2	3
												118	A	South Fla.	5	1
												118	A	South Fla.	4	0
												118	A	South Fla.	13	7
												123	A	Old Dominion	10	7
												125	H	Utah	7	6
												145	H	Western Caro.	12	6
												157	H	Radford	4	3
												157	H	Radford	6	2
												157	H	Radford	15	9
												205	A	UNCW	9	1
												205	H	UNCW	8	5
												246	H	Monmouth	10	0
												246	H	Monmouth	3	1
												246	H	Monmouth	5	8
LAST 10 GAMES																
					22	H	UConn	5	2	123	A	Old Dominion	10	7		
					34	A	Houston	3	1	22	H	UConn	9	7		
					157	H	Radford	15	9	22	H	UConn	5	1		
					157	H	Radford	6	2	89	A	Elon	9	4		
					1	A	UCLA	0	3	1	A	UCLA	5	8		

Non-Div. I Games:

East Carolina

Average RPI Win: 93		WON-LOST	WINNING	LAST 10	STRENGTH OF		OPP. STRENGTH	TEAM	ADJ	CONF.	ADJ CONF.
Average RPI Loss: 46		RECORD	PCT. RANK	GAMES	SCHEDULE		OF SCHEDULE	RPI	RPI	RPI	RPI
DIV. I ONLY		31-11-0	.7381	15	7-3-0		12	13	8	.61696	8
DIV. I NON-CONF.		19-5-0	.79167	18	3-1-0		115	68	35	.57738	35
TOTALS		RPI 1-25	RPI 26-50		W-L RECORDS		RPI 51-100		RPI 101-150		RPI 150+
31-11-0		6-3-0	9-5-0		OVERALL		3-2-0		8-1-0		5-0-0
22-5-0		3-0-0	6-3-0		HOME		1-1-0		7-1-0		5-0-0
9-6-0		3-3-0	3-2-0		AWAY		2-1-0		1-0-0		0-0-0
0-0-0		0-0-0	0-0-0		NEUTRAL		0-0-0		0-0-0		0-0-0
19-5-0		0-0-0	3-2-0		NON-CONFERENCE		3-2-0		8-1-0		5-0-0
15-3-0		0-0-0	2-1-0		HOME		1-1-0		7-1-0		5-0-0
4-2-0		0-0-0	1-0-		AWAY		2-1-0		1-0-0		0-0-0
0-0-0		0-0-0	0-0-0		NEUTRAL		0-0-0		0-0-0		0-0-0
12-6-0		6-3-0	6-3-0		CONFERENCE		0-0-0		0-0-0		0-0-0
7-2-0		3-0-0	4-2-0		HOME		0-0-0		0-0-0		0-0-0
5-4-0		3-3-0	2-1-0		AWAY		0-0-0		0-0-0		0-0-0
0-0-0		0-0-0	0-0-0		NEUTRAL		0-0-0		0-0-0		0-0-0
RPI S	Opponent	Score		RPI S	Opponent	Score		RPI S	Opponent	Score	
2 A	Vanderbilt	14	12	26 H	Missouri	4	3	93 A	Southern California	6	3
2 A	Vanderbilt	2	3	26 H	Missouri	3	2	93 A	Southern California	8	6
2 A	Vanderbilt	2	12	26 H	Missouri	2	0	93 A	Southern California	4	6
12 H	Mississippi St.	5	3	28 H	Ole Miss	5	10	99 H	Northwestern St.	19	2
12 H	Mississippi St.	10	2	28 H	Ole Miss	3	4	99 H	Northwestern St.	7	10
12 H	Mississippi St.	12	5	28 H	Ole Miss	5	3				
16 A	Auburn	3	6	38 H	Louisiana Tech	4	2				
16 A	Auburn	9	6	38 H	Louisiana Tech	11	0				
16 A	Auburn	8	0	38 H	Louisiana Tech	7	12				
				42 A	Texas	6	7				
				42 A	Texas	11	4				
				50 A	Alabama	0	10				
				50 A	Alabama	12	3				
				50 A	Alabama	10	2				
				LAST 10 GAMES							
				16 A	Auburn	9	6	12 H	Mississippi St.	10	2
				16 A	Auburn	3	6	12 H	Mississippi St.	12	5
				120 H	Stony Brook	3	1	12 H	Mississippi St.	5	3
				99 H	Northwestern St.	7	10	293 H	Ark.-Pine Bluff	16	4
				99 H	Northwestern St.	19	2	2	A Vanderbilt	14	12

Non-Div. I Games:

Arkansas



Average RPI Win:	120	WON-LOST	WINNING	LAST 10	STRENGTH OF	OPP. STRENGTH	TEAM	ADJ	CONF.	ADJ CONF.					
Average RPI Loss:	91	RECORD	PCT. RANK	GAMES	SCHEDULE	OF SCHEDULE	RPI	RPI	RPI	RPI					
DIV. I ONLY		31-5-0	.86111	1	10-0-0	91	63	9	.61591	9	13	13			
DIV. I NON-CONF.		23-4-0	.85185	9	4-0-0	108	30	7	.61089	7	11	11			
<hr/>															
TOTALS	RPI 1-25	RPI 26-50			W-L RECORDS		RPI 51-100		RPI 101-150		RPI 150+				
31-5-0	0-0-0	3-0-0			OVERALL		11-3-0		10-2-0		7-0-0				
20-1-0	0-0-0	3-0-0			HOME		2-0-0		9-1-0		6-0-0				
11-4-0	0-0-0	0-0-0			AWAY		9-3-0		1-1-0		1-0-0				
0-0-0	0-0-0	0-0-0			NEUTRAL		0-0-0		0-0-0		0-0-0				
23-4-0	0-0-0	0-0-0			NON-CONFERENCE		9-2-0		10-2-0		4-0-0				
14-1-0	0-0-0	0-0-0			HOME		2-0-0		9-1-0		3-0-0				
9-3-0	0-0-0	0-0-			AWAY		7-2-0		1-1-0		1-0-0				
0-0-0	0-0-0	0-0-0			NEUTRAL		0-0-0		0-0-0		0-0-0				
8-1-0	0-0-0	3-0-0			CONFERENCE		2-1-0		0-0-0		3-0-0				
6-0-0	0-0-0	3-0-0			HOME		0-0-0		0-0-0		3-0-0				
2-1-0	0-0-0	0-0-0			AWAY		2-1-0		0-0-0		0-0-0				
0-0-0	0-0-0	0-0-0			NEUTRAL		0-0-0		0-0-0		0-0-0				
RPI	S	Opponent	Score	RPI	S	Opponent	Score	RPI	S	Opponent	Score				
				35	H	UC Irvine	4 1	57	A	Pepperdine	5 3	107	A	UNLV	13 2
				35	H	UC Irvine	3 2	57	A	Pepperdine	8 2	107	A	UNLV	8 9
				35	H	UC Irvine	10 1	57	H	Pepperdine	3 2	109	H	Nevada	2 1
								68	A	LMU (CA)	7 2	115	H	California Baptist	1 5
								68	A	LMU (CA)	7 9	115	H	California Baptist	7 1
								74	A	Saint Mary's (CA)	6 7	115	H	California Baptist	8 2
								85	A	Tulane	8 7	119	H	Missouri St.	7 3
								85	A	Tulane	7 4	119	H	Missouri St.	11 1
								85	A	Tulane	16 6	119	H	Missouri St.	5 3
								90	A	Cal St. Fullerton	7 9	143	H	SFA	14 12
								90	A	Cal St. Fullerton	8 7	143	H	SFA	7 0
								90	A	Cal St. Fullerton	7 6	143	H	SFA	3 2
								93	A	Southern California	2 1	202	H	Hartford	10 5
								93	H	Southern California	10 4	202	H	Hartford	14 0
												202	H	Hartford	6 4
												228	H	UC Davis	9 8
												228	H	UC Davis	4 3
												228	H	UC Davis	7 0
												235	A	CSU Bakersfield	4 1
				LAST 10 GAMES											
				68	A	LMU (CA)	7 2	35	H	UC Irvine	3 2				
				235	A	CSU Bakersfield	4 1	35	H	UC Irvine	10 1				
				228	H	UC Davis	4 3	35	H	UC Irvine	4 1				
				228	H	UC Davis	7 0	57	A	Pepperdine	8 2				
				228	H	UC Davis	9 8	143	H	SFA	7 0				

**Non-Div. I Games:**

UC Santa Barbara

Average RPI Win: 82		WON-LOST	WINNING	LAST 10	STRENGTH OF		OPP. STRENGTH	TEAM	ADJ	CONF.	ADJ CONF.				
Average RPI Loss: 48		RECORD	PCT. RANK	GAMES	SCHEDULE		OF SCHEDULE	RPI	RPI	RPI	RPI				
DIV. I ONLY		28-13-0	.68293	31	7-3-0		5	1	10	.61496	10	3	3		
DIV. I NON-CONF.		15-5-0	.75	29	2-1-0		9	2	4	.61288	4	4	4		
TOTALS		RPI 1-25	RPI 26-50		W-L RECORDS		RPI 51-100		RPI 101-150		RPI 150+				
28-13-0		11-7-0	2-1-0		OVERALL		7-3-0		2-1-0		6-1-0				
16-7-0		6-3-0	0-0-0		HOME		5-2-0		2-1-0		3-1-0				
11-6-0		4-4-0	2-1-0		AWAY		2-1-0		0-0-0		3-0-0				
1-0-0		1-0-0	0-0-0		NEUTRAL		0-0-0		0-0-0		0-0-0				
15-5-0		6-3-0	0-0-0		NON-CONFERENCE		3-1-0		0-0-0		6-1-0				
10-4-0		4-2-0	0-0-0		HOME		3-1-0		0-0-0		3-1-0				
4-1-0		1-1-0	0-0-		AWAY		0-0-0		0-0-0		3-0-0				
1-0-0		1-0-0	0-0-0		NEUTRAL		0-0-0		0-0-0		0-0-0				
13-8-0		5-4-0	2-1-0		CONFERENCE		4-2-0		2-1-0		0-0-0				
6-3-0		2-1-0	0-0-0		HOME		2-1-0		2-1-0		0-0-0				
7-5-0		3-3-0	2-1-0		AWAY		2-1-0		0-0-0		0-0-0				
0-0-0		0-0-0	0-0-0		NEUTRAL		0-0-0		0-0-0		0-0-0				
RPI S	Opponent	Score		RPI S	Opponent	Score		RPI S	Opponent	Score		RPI S	Opponent	Score	
1 H	UCLA	0	6	45 A	Virginia Tech	2	3	58 H	Ga. Southern	7	6	128 H	Notre Dame	11	2
1 H	UCLA	4	3	45 A	Virginia Tech	7	5	64 A	Boston College	9	1	128 H	Notre Dame	6	9
1 H	UCLA	2	8	45 A	Virginia Tech	4	3	64 A	Boston College	2	9	128 H	Notre Dame	8	7
3 A	Louisville	4	0					64 A	Boston College	7	0	152 H	Richmond	1	7
3 A	Louisville	4	5					86 H	Virginia	8	9	189 A	Mercer	14	8
3 A	Louisville	3	1					86 H	Virginia	6	5	210 A	Kennesaw St.	10	7
4 A	Georgia	2	12					86 H	Virginia	7	3	210 H	Kennesaw St.	9	1
4 H	Georgia	11	2					94 H	Northwestern	12	1	215 H	UIC	6	3
4 N	Georgia	8	6					94 H	Northwestern	9	2	232 A	Georgia St.	10	0
14 A	Miami (FL)	6	9					94 H	Northwestern	1	5	232 H	Georgia St.	7	3
14 A	Miami (FL)	5	4												
14 A	Miami (FL)	5	6												
16 A	Auburn	9	3												
16 H	Auburn	11	6												
18 H	North Carolina	11	10												
18 H	North Carolina	10	5												
18 H	North Carolina	4	11												
19 H	West Virginia	5	4												
				LAST 10 GAMES											
				45 A	Virginia Tech	7	5	64 A	Boston College	7	0				
				4 N	Georgia	8	6	64 A	Boston College	9	1				
				45 A	Virginia Tech	4	3	64 A	Boston College	2	9				
				45 A	Virginia Tech	2	3	4 A	Georgia	2	12				
				16 H	Auburn	11	6	18 H	North Carolina	10	5				

Non-Div. I Games:

Georgia Tech

Average RPI Win:		91	WON-LOST RECORD		WINNING PCT. RANK	LAST 10 GAMES		STRENGTH OF SCHEDULE		OPP. STRENGTH OF SCHEDULE	TEAM RPI	ADJ RPI	CONF. RPI	ADJ CONF. RPI			
DIV. I ONLY			29-6-0		.82857	2		9-1-0		76	2	11	.60713	11	4	4	
DIV. I NON-CONF.			16-4-0		.8	15		3-1-0		70	14	15	.59754	15	2	2	
TOTALS		RPI 1-25		RPI 26-50		W-L RECORDS		RPI 51-100		RPI 101-150		RPI 150+					
29-6-0		1-2-0		7-1-0		OVERALL		10-1-0		8-1-0		3-1-0					
16-5-0		1-2-0		4-1-0		HOME		5-0-0		6-1-0		0-1-0					
10-1-0		0-0-0		3-0-0		AWAY		3-1-0		1-0-0		3-0-0					
3-0-0		0-0-0		0-0-0		NEUTRAL		2-0-0		1-0-0		0-0-0					
16-4-0		0-0-0		4-1-0		NON-CONFERENCE		7-1-0		5-1-0		0-1-0					
9-3-0		0-0-0		4-1-0		HOME		2-0-0		3-1-0		0-1-0					
4-1-0		0-0-0		0-0-		AWAY		3-1-0		1-0-0		0-0-0					
3-0-0		0-0-0		0-0-0		NEUTRAL		2-0-0		1-0-0		0-0-0					
13-2-0		1-2-0		3-0-0		CONFERENCE		3-0-0		3-0-0		3-0-0					
7-2-0		1-2-0		0-0-0		HOME		3-0-0		3-0-0		0-0-0					
6-0-0		0-0-0		3-0-0		AWAY		0-0-0		0-0-0		3-0-0					
0-0-0		0-0-0		0-0-0		NEUTRAL		0-0-0		0-0-0		0-0-0					
RPI	S	Opponent		Score		RPI	S	Opponent		Score		RPI	S	Opponent		Score	
1	H	UCLA		3 2		32	A	Oregon		5 4		57	N	Pepperdine		6 1	
1	H	UCLA		7 10		32	A	Oregon		20 5		62	H	Washington		8 2	
1	H	UCLA		5 11		32	A	Oregon		10 0		62	H	Washington		3 2	
						42	H	Texas		4 2		62	H	Washington		6 1	
						42	H	Texas		8 1		66	H	Gonzaga		11 10	
						42	H	Texas		0 4		87	N	Wichita St.		5 4	
						42	H	Texas		9 0		90	A	Cal St. Fullerton		4 3	
						49	H	Fresno St.		2 0		90	A	Cal St. Fullerton		8 1	
												90	A	Cal St. Fullerton		5 6	
												96	A	San Francisco		11 1	
												96	H	San Francisco		8 3	

Non-Div. I Games:

Stanford

Average RPI Win: 122		WON-LOST	WINNING	LAST 10	STRENGTH OF		OPP. STRENGTH	TEAM	ADJ	CONF.	ADJ CONF.
Average RPI Loss: 18		RECORD	PCT. RANK	GAMES	SCHEDULE		OF SCHEDULE	RPI	RPI	RPI	RPI
DIV. I ONLY		33-9-0	.78571	5	7-3-0		46	16	12	.6055	12
DIV. I NON-CONF.		22-1-0	.95652	1	2-0-0		229	140	20	.58828	20
TOTALS		RPI 1-25	RPI 26-50		W-L RECORDS		RPI 51-100		RPI 101-150		RPI 150+
33-9-0		7-7-0	6-1-0		OVERALL		5-1-0		3-0-0		12-0-0
25-4-0		4-3-0	3-0-0		HOME		4-1-0		2-0-0		12-0-0
5-5-0		2-4-0	2-1-0		AWAY		0-0-0		1-0-0		0-0-0
3-0-0		1-0-0	1-0-0		NEUTRAL		1-0-0		0-0-0		0-0-0
22-1-0		2-0-0	0-0-0		NON-CONFERENCE		5-1-0		3-0-0		12-0-0
19-1-0		1-0-0	0-0-0		HOME		4-1-0		2-0-0		12-0-0
1-0-0		0-0-0	0-0-		AWAY		0-0-0		1-0-0		0-0-0
2-0-0		1-0-0	0-0-0		NEUTRAL		1-0-0		0-0-0		0-0-0
11-8-0		5-7-0	6-1-0		CONFERENCE		0-0-0		0-0-0		0-0-0
6-3-0		3-3-0	3-0-0		HOME		0-0-0		0-0-0		0-0-0
4-5-0		2-4-0	2-1-0		AWAY		0-0-0		0-0-0		0-0-0
1-0-0		0-0-0	1-0-0		NEUTRAL		0-0-0		0-0-0		0-0-0
RPI S	Opponent	Score	RPI S	Opponent	Score	RPI S	Opponent	Score	RPI S	Opponent	Score
6 A	Tennessee	1 2	27 A	Florida	10 5	53 H	Southern Miss.	0 1	103 H	Little Rock	15 4
6 A	Tennessee	6 3	27 A	Florida	6 5	53 H	Southern Miss.	8 1	104 A	Samford	6 4
6 A	Tennessee	7 5	27 A	Florida	2 4	53 H	Southern Miss.	4 3	147 H	La.-Monroe	21 8
7 H	East Carolina	4 1	28 N	Ole Miss	8 1	78 N	Sam Houston St.	5 4	166 H	UAB	3 2
8 A	Arkansas	2 10	50 H	Alabama	13 3	84 H	Southeastern La.	12 0	208 H	Maine	5 1
8 A	Arkansas	5 12	50 H	Alabama	9 1	100 H	South Alabama	7 5	208 H	Maine	9 8
8 A	Arkansas	3 5	50 H	Alabama	6 0				208 H	Maine	9 2
16 H	Auburn	15 2							241 H	Texas Southern	5 1
16 H	Auburn	5 6							255 H	Grambling	18 1
16 H	Auburn	20 15							267 H	Jackson St.	17 4
17 N	Texas Tech	4 2							281 H	Youngstown St.	8 0
20 H	LSU	6 5							281 H	Youngstown St.	14 2
20 H	LSU	5 10							281 H	Youngstown St.	14 3
20 H	LSU	2 11							284 H	Mississippi Val.	18 5
									293 H	Ark.-Pine Bluff	14 1
LAST 10 GAMES											
20 H	LSU	6 5	8 A	Arkansas	2 10						
208 H	Maine	9 2	8 A	Arkansas	5 12						
281 H	Youngstown St.	14 2	8 A	Arkansas	3 5						
281 H	Youngstown St.	8 0	241 H	Texas Southern	5 1						
28 N	Ole Miss	8 1	50 H	Alabama	13 3						

Non-Div. I Games:

Mississippi St.

Average RPI Win:	100	WON-LOST RECORD	WINNING PCT. RANK	LAST 10 GAMES	STRENGTH OF SCHEDULE	OPP. STRENGTH OF SCHEDULE	TEAM RPI	ADJ RPI	CONF. RPI	ADJ CONF. RPI		
DIV. I ONLY		30-12-1	.7093	25	5-5-0	14	26	13	.60295	13	1	1
DIV. I NON-CONF.		19-6-0	.76	25	1-2-0	47	163	34	.57756	34	1	1
<hr/>												
TOTALS	RPI 1-25	RPI 26-50		W-L RECORDS		RPI 51-100		RPI 101-150		RPI 150+		
30-12-1	5-4-0	7-4-1		OVERALL		6-3-0		2-0-0		10-1-0		
20-7-1	4-2-0	1-2-1		HOME		3-2-0		2-0-0		10-1-0		
7-5-0	1-2-0	4-2-0		AWAY		2-1-0		0-0-0		0-0-0		
3-0-0	0-0-0	2-0-0		NEUTRAL		1-0-0		0-0-0		0-0-0		
19-6-0	0-0-0	3-3-0		NON-CONFERENCE		4-2-0		2-0-0		10-1-0		
15-4-0	0-0-0	0-1-0		HOME		3-2-0		2-0-0		10-1-0		
1-2-0	0-0-0	1-0-		AWAY		0-0-0		0-0-0		0-0-0		
3-0-0	0-0-0	2-0-0		NEUTRAL		1-0-0		0-0-0		0-0-0		
11-6-1	5-4-0	4-1-1		CONFERENCE		2-1-0		0-0-0		0-0-0		
5-3-1	4-2-0	1-1-1		HOME		0-0-0		0-0-0		0-0-0		
6-3-0	1-2-0	3-0-0		AWAY		2-1-0		0-0-0		0-0-0		
0-0-0	0-0-0	0-0-0		NEUTRAL		0-0-0		0-0-0		0-0-0		
RPI	S	Opponent	Score	RPI	S	Opponent	Score	RPI	S	Opponent	Score	
2	H	Vanderbilt	4 7	26	H	Missouri	2 3	54	A	South Carolina	8 2	
2	H	Vanderbilt	8 7	26	H	Missouri	2 2	54	A	South Carolina	6 3	
2	H	Vanderbilt	7 0	26	H	Missouri	7 3	54	A	South Carolina	2 3	
16	H	Auburn	4 0	29	A	DBU	4 5	55	H	UT Arlington	10 5	
16	H	Auburn	4 1	31	H	Texas St.	3 5	66	H	Gonzaga	14 2	
16	H	Auburn	0 7	33	N	Baylor	5 2	66	H	Gonzaga	4 6	
20	A	LSU	6 4	34	A	Houston	1 4	66	H	Gonzaga	3 1	
20	A	LSU	3 9	34	N	Houston	3 2	76	N	TCU	1 0	
20	A	LSU	1 2	42	A	Texas	9 6	88	H	Incarinate Word	5 6	
				46	A	Kentucky	9 3					
				46	A	Kentucky	5 3					
				46	A	Kentucky	17 5					
<hr/>												
LAST 10 GAMES												
20	A	LSU	3 9	54	A	South Carolina	8 2					
20	A	LSU	6 4	34	A	Houston	1 4					
55	H	UT Arlington	10 5	16	H	Auburn	4 1					
54	A	South Carolina	6 3	16	H	Auburn	0 7					
54	A	South Carolina	2 3	16	H	Auburn	4 0					

Non-Div. I Games:

Texas A&amp;M

Average RPI Win: 125		WON-LOST RECORD	WINNING PCT. RANK	LAST 10 GAMES	STRENGTH OF SCHEDULE	OPP. STRENGTH OF SCHEDULE	TEAM RPI	ADJ RPI	CONF. RPI	ADJ CONF. RPI	
Average RPI Loss: 49											
DIV. I ONLY		28-14-0	.66667 41	8-2-0	4	79	14	.60156 14	3	3	
DIV. I NON-CONF.		17-4-0	.80952 13	4-0-0	28	178	8	.60642 8	4	4	
<hr/>											
TOTALS		RPI 1-25	RPI 26-50		W-L RECORDS		RPI 51-100		RPI 101-150		RPI 150+
28-14-0		4-8-0	1-2-0		OVERALL		7-2-0		5-0-0		11-2-0
17-7-0		2-4-0	0-0-0		HOME		3-2-0		3-0-0		9-1-0
11-7-0		2-4-0	1-2-0		AWAY		4-0-0		2-0-0		2-1-0
0-0-0		0-0-0	0-0-0		NEUTRAL		0-0-0		0-0-0		0-0-0
17-4-0		0-0-0	1-2-0		NON-CONFERENCE		2-1-0		5-0-0		9-1-0
13-2-0		0-0-0	0-0-0		HOME		1-1-0		3-0-0		9-1-0
4-2-0		0-0-0	1-0-		AWAY		1-0-0		2-0-0		0-0-0
0-0-0		0-0-0	0-0-0		NEUTRAL		0-0-0		0-0-0		0-0-0
11-10-0		4-8-0	0-0-0		CONFERENCE		5-1-0		0-0-0		2-1-0
4-5-0		2-4-0	0-0-0		HOME		2-1-0		0-0-0		0-0-0
7-5-0		2-4-0	0-0-0		AWAY		3-0-0		0-0-0		2-1-0
0-0-0		0-0-0	0-0-0		NEUTRAL		0-0-0		0-0-0		0-0-0
RPI	S	Opponent	Score	RPI	S	Opponent	Score	RPI	S	Opponent	Score
3	A	Louisville	5 7	27	A	Florida	5 2	52	A	Fla. Atlantic	16 6
3	A	Louisville	16 11	27	A	Florida	1 4	52	H	Fla. Atlantic	11 4
3	A	Louisville	6 9	27	A	Florida	3 9	52	H	Fla. Atlantic	4 6
10	H	Georgia Tech	9 6					56	H	Florida St.	11 0
10	H	Georgia Tech	4 5					56	H	Florida St.	4 0
10	H	Georgia Tech	6 5					56	H	Florida St.	5 6
18	A	North Carolina	3 9					86	A	Virginia	3 1
18	A	North Carolina	6 4					86	A	Virginia	9 6
18	A	North Carolina	5 8					86	A	Virginia	2 1
25	H	NC State	6 7								
25	H	NC State	3 6								
25	H	NC State	4 6								

Non-Div. I Games:

Miami (FL)

Average RPI Win:	109	WON-LOST RECORD	WINNING PCT. RANK	LAST 10 GAMES	STRENGTH OF SCHEDULE	OPP. STRENGTH OF SCHEDULE	TEAM RPI	ADJ RPI	CONF. RPI	ADJ CONF. RPI		
DIV. I ONLY		24-8-0	.75	12	9-1-0	71	64	15	.6012	15	14	14
DIV. I NON-CONF.		19-7-0	.73077	37	4-0-0	59	3	9	.6056	9	14	14
<hr/>												
TOTALS	RPI 1-25	RPI 26-50		W-L RECORDS		RPI 51-100		RPI 101-150		RPI 150+		
24-8-0	0-0-0	7-4-0		OVERALL		6-3-0		4-0-0		7-1-0		
6-2-0	0-0-0	4-1-0		HOME		2-1-0		0-0-0		0-0-0		
17-5-0	0-0-0	2-2-0		AWAY		4-2-0		4-0-0		7-1-0		
1-1-0	0-0-0	1-1-0		NEUTRAL		0-0-0		0-0-0		0-0-0		
<hr/>												
19-7-0	0-0-0	7-4-0		NON-CONFERENCE		6-3-0		4-0-0		2-0-0		
6-2-0	0-0-0	4-1-0		HOME		2-1-0		0-0-0		0-0-0		
12-4-0	0-0-0	2-0-		AWAY		4-2-0		4-0-0		2-0-0		
1-1-0	0-0-0	1-1-0		NEUTRAL		0-0-0		0-0-0		0-0-0		
<hr/>												
5-1-0	0-0-0	0-0-0		CONFERENCE		0-0-0		0-0-0		5-1-0		
0-0-0	0-0-0	0-0-0		HOME		0-0-0		0-0-0		0-0-0		
5-1-0	0-0-0	0-0-0		AWAY		0-0-0		0-0-0		5-1-0		
0-0-0	0-0-0	0-0-0		NEUTRAL		0-0-0		0-0-0		0-0-0		
<hr/>												
RPI S	Opponent	Score	RPI S	Opponent	Score	RPI S	Opponent	Score	RPI S	Opponent	Score	
			30 H	Illinois St.	7 3	71 H	Kansas St.	4 0	103 A	Little Rock	10 8	
			30 H	Illinois St.	17 3	71 H	Kansas St.	2 9	103 A	Little Rock	13 8	
			30 H	Illinois St.	8 7	71 H	Kansas St.	11 1	103 A	Little Rock	12 10	
			31 N	Texas St.	6 5	83 A	Maryland	5 3	108 A	McNeese	11 7	
			31 N	Texas St.	9 12	83 A	Maryland	3 2	192 A	Saint Louis	12 11	
			37 A	Nebraska	10 2	83 A	Maryland	8 6	192 A	Saint Louis	9 4	
			37 H	Nebraska	3 6	87 A	Wichita St.	3 4	200 A	Seton Hall	5 1	
			37 H	Nebraska	2 1	87 A	Wichita St.	5 7	200 A	Seton Hall	11 1	
			48 A	Evansville	1 7	95 A	Kansas	6 5	200 A	Seton Hall	3 1	
			48 A	Evansville	0 11				243 A	Butler	8 7	
			48 A	Evansville	10 4				243 A	Butler	7 5	
									243 A	Butler	0 5	
<hr/>												
LAST 10 GAMES												
			243 A	Butler	0 5	37 H	Nebraska	2 1				
			243 A	Butler	7 5	200 A	Seton Hall	3 1				
			30 H	Illinois St.	8 7	200 A	Seton Hall	11 1				
			30 H	Illinois St.	7 3	200 A	Seton Hall	5 1				
			95 A	Kansas	6 5	243 A	Butler	8 7				

Average RPI Win: 99		WON-LOST	WINNING	LAST 10	STRENGTH OF		OPP. STRENGTH	TEAM	ADJ	CONF.	ADJ CONF.
Average RPI Loss: 37		RECORD	PCT. RANK	GAMES	SCHEDULE		OF SCHEDULE	RPI	RPI	RPI	RPI
DIV. I ONLY		27-14-0	.65854	47	4-6-0		8	6	16	.60074	16
DIV. I NON-CONF.		17-5-0	.77273	21	1-2-0		129	55	40	.57207	40
TOTALS		RPI 1-25	RPI 26-50		W-L RECORDS		RPI 51-100		RPI 101-150		RPI 150+
27-14-0		6-8-0	2-2-0		OVERALL		7-3-0		6-0-0		6-1-0
18-6-0		4-3-0	2-1-0		HOME		2-1-0		6-0-0		4-1-0
9-7-0		2-5-0	0-0-0		AWAY		5-2-0		0-0-0		2-0-0
0-1-0		0-0-0	0-1-0		NEUTRAL		0-0-0		0-0-0		0-0-0
17-5-0		0-2-0	0-0-0		NON-CONFERENCE		5-2-0		6-0-0		6-1-0
12-3-0		0-1-0	0-0-0		HOME		2-1-0		6-0-0		4-1-0
5-2-0		0-1-0	0-0-		AWAY		3-1-0		0-0-0		2-0-0
0-0-0		0-0-0	0-0-0		NEUTRAL		0-0-0		0-0-0		0-0-0
10-9-0		6-6-0	2-2-0		CONFERENCE		2-1-0		0-0-0		0-0-0
6-3-0		4-2-0	2-1-0		HOME		0-0-0		0-0-0		0-0-0
4-5-0		2-4-0	0-0-0		AWAY		2-1-0		0-0-0		0-0-0
0-1-0		0-0-0	0-1-0		NEUTRAL		0-0-0		0-0-0		0-0-0
RPI S	Opponent	Score	RPI S	Opponent	Score	RPI S	Opponent	Score	RPI S	Opponent	Score
6 H	Tennessee	2 0	28 H	Ole Miss	7 4	54 A	South Carolina	4 2	111 H	Cincinnati	5 0
6 H	Tennessee	5 2	28 H	Ole Miss	6 5	54 A	South Carolina	0 4	111 H	Cincinnati	9 5
6 H	Tennessee	5 3	28 H	Ole Miss	3 5	54 A	South Carolina	7 5	111 H	Cincinnati	5 0
8 H	Arkansas	6 3	50 N	Alabama	3 6	58 H	Ga. Southern	4 3	135 H	UTSA	6 0
8 H	Arkansas	0 8				58 H	Ga. Southern	11 2	135 H	UTSA	5 0
8 H	Arkansas	6 9				58 H	Ga. Southern	5 7	135 H	UTSA	8 3
10 A	Georgia Tech	6 11				75 A	UCF	13 9	166 A	UAB	13 5
10 H	Georgia Tech	3 9				75 A	UCF	4 1	167 A	Jacksonville St.	14 2
12 A	Mississippi St.	2 15				75 A	UCF	1 6	167 H	Jacksonville St.	6 11
12 A	Mississippi St.	6 5				100 A	South Alabama	6 2	213 H	UT Martin	15 9
12 A	Mississippi St.	15 20							213 H	UT Martin	2 0
13 A	Texas A&M	0 4							295 H	Alabama A&M	10 1
13 A	Texas A&M	7 0							295 H	Alabama A&M	10 2
13 A	Texas A&M	1 4									
LAST 10 GAMES											
	8 H	Arkansas	6 9		28 H	Ole Miss	7 4				
	8 H	Arkansas	6 3		10 A	Georgia Tech	6 11				
	167 A	Jacksonville St.	14 2		13 A	Texas A&M	1 4				
	28 H	Ole Miss	6 5		13 A	Texas A&M	7 0				
	28 H	Ole Miss	3 5		13 A	Texas A&M	0 4				

Non-Div. I Games:

Auburn



Average RPI Win: 82		WON-LOST	WINNING	LAST 10	STRENGTH OF		OPP. STRENGTH	TEAM	ADJ	CONF.	ADJ CONF.
Average RPI Loss: 66		RECORD	PCT. RANK	GAMES	SCHEDULE		OF SCHEDULE	RPI	RPI	RPI	RPI
DIV. I ONLY		26-13-0	.66667	41	5-5-0		16	22	17	.59657	17
DIV. I NON-CONF.		18-6-0	.75	29	2-1-0		10	38	6	.61157	6
TOTALS		RPI 1-25	RPI 26-50		W-L RECORDS		RPI 51-100		RPI 101-150		RPI 150+
26-13-0		1-3-0	8-6-0		OVERALL		12-2-0		0-0-0		5-2-0
18-4-0		0-0-0	7-2-0		HOME		8-1-0		0-0-0		3-1-0
7-7-0		1-2-0	1-3-0		AWAY		4-1-0		0-0-0		1-1-0
1-2-0		0-1-0	0-1-0		NEUTRAL		0-0-0		0-0-0		1-0-0
18-6-0		0-1-0	5-3-0		NON-CONFERENCE		8-0-0		0-0-0		5-2-0
14-2-0		0-0-0	5-1-0		HOME		6-0-0		0-0-0		3-1-0
3-2-0		0-0-0	0-0-		AWAY		2-0-0		0-0-0		1-1-0
1-2-0		0-1-0	0-1-0		NEUTRAL		0-0-0		0-0-0		1-0-0
8-7-0		1-2-0	3-3-0		CONFERENCE		4-2-0		0-0-0		0-0-0
4-2-0		0-0-0	2-1-0		HOME		2-1-0		0-0-0		0-0-0
4-5-0		1-2-0	1-2-0		AWAY		2-1-0		0-0-0		0-0-0
0-0-0		0-0-0	0-0-0		NEUTRAL		0-0-0		0-0-0		0-0-0
RPI S	Opponent	Score		RPI S	Opponent	Score		RPI S	Opponent	Score	
12 N	Mississippi St.	2	4	32 H	Oregon	4	9	60 H	Michigan	10	3
19 A	West Virginia	3	4	32 H	Oregon	12	11	60 H	Michigan	8	5
19 A	West Virginia	3	0	32 H	Oregon	6	4	60 H	Michigan	11	2
19 A	West Virginia	0	2	33 H	Baylor	3	2	63 A	San Diego St.	12	9
				33 H	Baylor	10	11	63 A	San Diego St.	5	1
				33 H	Baylor	13	3	71 A	Kansas St.	4	5
				37 N	Nebraska	1	2	71 A	Kansas St.	11	4
				42 A	Texas	3	4	71 A	Kansas St.	4	3
				42 A	Texas	3	0	87 H	Wichita St.	15	4
				42 A	Texas	3	4	87 H	Wichita St.	15	10
				44 A	Duke	6	13	87 H	Wichita St.	12	2
				46 H	Kentucky	10	7	95 H	Kansas	5	4
				46 H	Kentucky	7	4	95 H	Kansas	19	4
				46 H	Kentucky	19	4	95 H	Kansas	9	13
LAST 10 GAMES											
				71 A	Kansas St.	4	3	33 H	Baylor	10	11
				71 A	Kansas St.	11	4	44 A	Duke	6	13
				183 H	New Mexico	6	4	19 A	West Virginia	3	0
				33 H	Baylor	13	3	19 A	West Virginia	3	4
				33 H	Baylor	3	2	19 A	West Virginia	0	2

Non-Div. I Games:

Texas Tech

Average RPI Win: 109		WON-LOST	WINNING	LAST 10	STRENGTH OF		OPP. STRENGTH	TEAM	ADJ	CONF.	ADJ CONF.
Average RPI Loss: 46		RECORD	PCT. RANK	GAMES	SCHEDULE		OF SCHEDULE	RPI	RPI	RPI	RPI
DIV. I ONLY		31-11-0	.7381	15	58		8	18	.59634	18	3
DIV. I NON-CONF.		18-3-0	.85714	8	153		73	24	.58486	24	4
TOTALS		RPI 1-25	RPI 26-50		W-L RECORDS		RPI 51-100		RPI 101-150		RPI 150+
31-11-0		3-3-0	5-4-0		OVERALL		9-3-0		6-1-0		8-0-0
25-2-0		2-1-0	3-0-0		HOME		9-1-0		4-0-0		7-0-0
6-8-0		1-2-0	2-4-0		AWAY		0-1-0		2-1-0		1-0-0
0-1-0		0-0-0	0-0-0		NEUTRAL		0-1-0		0-0-0		0-0-0
18-3-0		0-0-0	0-0-0		NON-CONFERENCE		6-3-0		4-0-0		8-0-0
17-1-0		0-0-0	0-0-0		HOME		6-1-0		4-0-0		7-0-0
1-1-0		0-0-0	0-0-		AWAY		0-1-0		0-0-0		1-0-0
0-1-0		0-0-0	0-0-0		NEUTRAL		0-1-0		0-0-0		0-0-0
13-8-0		3-3-0	5-4-0		CONFERENCE		3-0-0		2-1-0		0-0-0
8-1-0		2-1-0	3-0-0		HOME		3-0-0		0-0-0		0-0-0
5-7-0		1-2-0	2-4-0		AWAY		0-0-0		2-1-0		0-0-0
0-0-0		0-0-0	0-0-0		NEUTRAL		0-0-0		0-0-0		0-0-0
RPI S	Opponent	Score	RPI S	Opponent	Score	RPI S	Opponent	Score	RPI S	Opponent	Score
10 A	Georgia Tech	10 11	36 A	Clemson	4 5	51 H	Coastal Caro.	6 1	118 H	South Fla.	2 1
10 A	Georgia Tech	11 4	36 A	Clemson	2 3	54 N	South Carolina	2 5	118 H	South Fla.	5 3
10 A	Georgia Tech	5 10	36 A	Clemson	3 17	59 H	Xavier	12 3	118 H	South Fla.	3 2
14 H	Miami (FL)	9 3	44 H	Duke	1 0	59 H	Xavier	8 3	128 A	Notre Dame	13 6
14 H	Miami (FL)	4 6	44 H	Duke	16 6	59 H	Xavier	14 3	128 A	Notre Dame	3 4
14 H	Miami (FL)	8 5	44 H	Duke	8 7	64 H	Boston College	16 8	128 A	Notre Dame	10 1
			45 A	Virginia Tech	1 4	64 H	Boston College	8 7	141 H	Gardner-Webb	18 8
			45 A	Virginia Tech	7 5	64 H	Boston College	11 10	162 H	Davidson	12 4
			45 A	Virginia Tech	5 2	65 A	Liberty	0 2	172 H	N.C. A&T	2 1
						70 H	Campbell	4 2	205 A	UNCW	11 4
						73 H	VCU	8 11	205 H	UNCW	4 3
						91 H	UNC Greensboro	17 4	258 H	UMass Lowell	14 2
									258 H	UMass Lowell	14 7
									258 H	UMass Lowell	5 0
									263 H	Charleston So.	7 6
LAST 10 GAMES											
			128 A	Notre Dame	3 4	51 H	Coastal Caro.	6 1			
			128 A	Notre Dame	13 6	64 H	Boston College	16 8			
			36 A	Clemson	3 17	64 H	Boston College	11 10			
			36 A	Clemson	2 3	64 H	Boston College	8 7			
			258 H	UMass Lowell	14 7	54 N	South Carolina	2 5			

Non-Div. I Games:

North Carolina

Average RPI Win:	112	WON-LOST RECORD	WINNING PCT. RANK	LAST 10 GAMES	STRENGTH OF SCHEDULE	OPP. STRENGTH OF SCHEDULE	TEAM RPI	ADJ RPI	CONF. RPI	ADJ CONF. RPI				
DIV. I ONLY		24-14-0	.63158	61	7-3-0	23	42	19	.59318	19	2	2		
DIV. I NON-CONF.		16-7-0	.69565	50	1-0-0	79	72	16	.59307	16	3	3		
<hr/>														
TOTALS	RPI 1-25	RPI 26-50		W-L RECORDS		RPI 51-100		RPI 101-150		RPI 150+				
24-14-0	5-5-0	2-4-0		OVERALL		5-2-0		6-2-0		6-1-0				
13-3-0	2-1-0	2-1-0		HOME		2-1-0		3-0-0		4-0-0				
11-11-0	3-4-0	0-3-0		AWAY		3-1-0		3-2-0		2-1-0				
0-0-0	0-0-0	0-0-0		NEUTRAL		0-0-0		0-0-0		0-0-0				
16-7-0	1-3-0	0-0-0		NON-CONFERENCE		3-1-0		6-2-0		6-1-0				
7-0-0	0-0-0	0-0-0		HOME		0-0-0		3-0-0		4-0-0				
9-7-0	1-3-0	0-0-		AWAY		3-1-0		3-2-0		2-1-0				
0-0-0	0-0-0	0-0-0		NEUTRAL		0-0-0		0-0-0		0-0-0				
8-7-0	4-2-0	2-4-0		CONFERENCE		2-1-0		0-0-0		0-0-0				
6-3-0	2-1-0	2-1-0		HOME		2-1-0		0-0-0		0-0-0				
2-4-0	2-1-0	0-3-0		AWAY		0-0-0		0-0-0		0-0-0				
0-0-0	0-0-0	0-0-0		NEUTRAL		0-0-0		0-0-0		0-0-0				
RPI	S	Opponent	Score		RPI	S	Opponent	Score		RPI	S	Opponent	Score	
5	A	Oregon St.	2	4	33	A	Baylor	5	6	58	A	Ga. Southern	0	1
5	A	Oregon St.	2	0	33	A	Baylor	0	12	58	A	Ga. Southern	5	1
5	A	Oregon St.	2	9	33	A	Baylor	4	10	58	A	Ga. Southern	3	1
10	A	Georgia Tech	4	5	39	H	Oklahoma	1	2	83	A	Maryland	8	1
17	H	Texas Tech	4	3	39	H	Oklahoma	12	4	95	H	Kansas	5	6
17	H	Texas Tech	2	0	39	H	Oklahoma	5	1	95	H	Kansas	4	3
17	H	Texas Tech	0	3						95	H	Kansas	1	0
21	A	Oklahoma St.	4	2										
21	A	Oklahoma St.	5	9										
21	A	Oklahoma St.	11	1										
					LAST 10 GAMES									
					261	H	Towson	8	3	95	H	Kansas	1	0
					58	A	Ga. Southern	3	1	17	H	Texas Tech	0	3
					173	H	Canisius	5	4	17	H	Texas Tech	4	3
					95	H	Kansas	5	6	17	H	Texas Tech	2	0
					95	H	Kansas	4	3	83	A	Maryland	8	1

Non-Div. I Games:

West Virginia

LSU

Average RPI Win:	90	WON-LOST RECORD	WINNING PCT. RANK	LAST 10 GAMES	STRENGTH OF SCHEDULE	OPP. STRENGTH OF SCHEDULE	TEAM RPI	ADJ RPI	CONF. RPI	ADJ CONF. RPI		
DIV. I ONLY		27-15-0	.64286	55	5-5-0	6	25	20	.5927	20	1	1
DIV. I NON-CONF.		16-8-0	.66667	59	1-2-0	82	123	65	.54979	64	1	1
<hr/>												
TOTALS	RPI 1-25	RPI 26-50		W-L RECORDS		RPI 51-100		RPI 101-150		RPI 150+		
27-15-0	5-4-0	8-7-0		OVERALL		5-1-0		2-2-0		7-1-0		
23-4-0	2-1-0	7-2-0		HOME		5-0-0		2-1-0		7-0-0		
4-10-0	3-3-0	1-5-0		AWAY		0-1-0		0-0-0		0-1-0		
0-1-0	0-0-0	0-0-0		NEUTRAL		0-0-0		0-1-0		0-0-0		
16-8-0	0-0-0	2-4-0		NON-CONFERENCE		5-1-0		2-2-0		7-1-0		
16-2-0	0-0-0	2-1-0		HOME		5-0-0		2-1-0		7-0-0		
0-5-0	0-0-0	0-0-		AWAY		0-1-0		0-0-0		0-1-0		
0-1-0	0-0-0	0-0-0		NEUTRAL		0-0-0		0-1-0		0-0-0		
11-7-0	5-4-0	6-3-0		CONFERENCE		0-0-0		0-0-0		0-0-0		
7-2-0	2-1-0	5-1-0		HOME		0-0-0		0-0-0		0-0-0		
4-5-0	3-3-0	1-2-0		AWAY		0-0-0		0-0-0		0-0-0		
0-0-0	0-0-0	0-0-0		NEUTRAL		0-0-0		0-0-0		0-0-0		
RPI	S	Opponent	Score	RPI	S	Opponent	Score	RPI	S	Opponent	Score	
4	A	Georgia	1 0	26	A	Missouri	12 11	61	H	Bryant	13 6	
4	A	Georgia	0 2	26	A	Missouri	1 4	61	H	Bryant	4 3	
4	A	Georgia	7 9	26	A	Missouri	5 11	61	H	Bryant	17 8	
12	A	Mississippi St.	10 5	27	H	Florida	11 2	84	H	Southeastern La.	6 5	
12	A	Mississippi St.	11 2	27	H	Florida	13 1	99	A	Northwestern St.	1 3	
12	A	Mississippi St.	5 6	27	H	Florida	9 16	100	H	South Alabama	2 0	
13	H	Texas A&M	4 6	42	A	Texas	6 7					
13	H	Texas A&M	2 1	42	A	Texas	1 8					
13	H	Texas A&M	9 3	42	A	Texas	4 8					
				46	H	Kentucky	16 4					
				46	H	Kentucky	2 1					
				46	H	Kentucky	7 2					
				47	H	California	4 3					
				47	H	California	5 4					
				47	H	California	2 5					
LAST 10 GAMES												
				13	H	Texas A&M	9 3	198	H	Lamar University	5 3	
				13	H	Texas A&M	4 6	27	H	Florida	11 2	
				12	A	Mississippi St.	5 6	27	H	Florida	13 1	
				47	H	California	5 4	27	H	Florida	9 16	
				47	H	California	2 5	121	N	Louisiana	5 6	

Non-Div. I Games:

LSU

Average RPI Win: 73		WON-LOST	WINNING	LAST 10	STRENGTH OF		OPP. STRENGTH	TEAM	ADJ	CONF.	ADJ CONF.
Average RPI Loss: 68		RECORD	PCT. RANK	GAMES	SCHEDULE		OF SCHEDULE	RPI	RPI	RPI	RPI
DIV. I ONLY		25-13-0	.65789	50	7-3-0		17	24	21	.58849	21
DIV. I NON-CONF.		14-8-0	.63636	76	2-0-0		5	31	25	.5842	25
TOTALS		RPI 1-25	RPI 26-50		W-L RECORDS		RPI 51-100		RPI 101-150		RPI 150+
25-13-0		1-3-0	5-1-0		OVERALL		17-8-0		2-1-0		0-0-0
17-7-0		1-2-0	5-0-0		HOME		9-4-0		2-1-0		0-0-0
7-6-0		0-1-0	0-1-0		AWAY		7-4-0		0-0-0		0-0-0
1-0-0		0-0-0	0-0-0		NEUTRAL		1-0-0		0-0-0		0-0-0
14-8-0		0-1-0	1-1-0		NON-CONFERENCE		11-5-0		2-1-0		0-0-0
9-5-0		0-0-0	1-0-0		HOME		6-4-0		2-1-0		0-0-0
4-3-0		0-1-0	0-0-		AWAY		4-1-0		0-0-0		0-0-0
1-0-0		0-0-0	0-0-0		NEUTRAL		1-0-0		0-0-0		0-0-0
11-5-0		1-2-0	4-0-0		CONFERENCE		6-3-0		0-0-0		0-0-0
8-2-0		1-2-0	4-0-0		HOME		3-0-0		0-0-0		0-0-0
3-3-0		0-0-0	0-0-0		AWAY		3-3-0		0-0-0		0-0-0
0-0-0		0-0-0	0-0-0		NEUTRAL		0-0-0		0-0-0		0-0-0
RPI S	Opponent	Score		RPI S	Opponent	Score		RPI S	Opponent	Score	
1 A	UCLA	3	6	29 A	DBU	5	7	60 N	Michigan	3	2
19 H	West Virginia	9	5	29 H	DBU	6	3	69 H	Iowa	4	5
19 H	West Virginia	2	4	39 H	Oklahoma	6	5	69 H	Iowa	2	3
19 H	West Virginia	1	11	42 H	Texas	11	10	69 H	Iowa	5	4
				42 H	Texas	15	0	71 H	Kansas St.	8	4
				42 H	Texas	10	2	71 H	Kansas St.	5	4
								71 H	Kansas St.	11	4
								76 A	TCU	7	6
								76 A	TCU	4	7
								76 A	TCU	9	8
								80 H	Wright St.	17	5
								80 H	Wright St.	4	5
								80 H	Wright St.	4	0
								84 H	Southeastern La.	5	1
								84 H	Southeastern La.	9	0
								84 H	Southeastern La.	3	5
								87 A	Wichita St.	1	0
								87 H	Wichita St.	10	7
								93 A	Southern California	11	6
								95 A	Kansas	4	5
LAST 10 GAMES											
				42 H	Texas	11	10				
				42 H	Texas	10	2				
				42 H	Texas	15	0				
				29 H	DBU	6	3				
				95 A	Kansas	6	7				

Non-Div. I Games:

Oklahoma St.

RPI	S	Opponent	Score	
95	A	Kansas	6	7
95	A	Kansas	27	6
97	A	UTRGV	10	3
97	A	UTRGV	2	5
97	A	UTRGV	3	1

95	A	Kansas	4	5
95	A	Kansas	27	6
87	A	Wichita St.	1	0
19	H	West Virginia	2	4
19	H	West Virginia	9	5

O  
k  
l  
a  
h  
o  
m  
a  
s  
t  
.

O  
k  
l  
a  
h  
o  
m  
a  
s  
t  
.

Average RPI Win: 106		WON-LOST RECORD		WINNING PCT. RANK		LAST 10 GAMES		STRENGTH OF SCHEDULE		OPP. STRENGTH OF SCHEDULE		TEAM RPI		ADJ RPI		CONF. RPI		ADJ CONF. RPI					
DIV. I ONLY		25-16-0		.60976 68		6-4-0		31		23		22		.58406 22		5		5					
DIV. I NON-CONF.		18-8-0		.69231 53		4-0-0		37		26		14		.59856 14		5		5					
TOTALS		RPI 1-25		RPI 26-50		W-L RECORDS		RPI 51-100		RPI 101-150		RPI 150+											
25-16-0		3-5-0		4-2-0		OVERALL		5-5-0		5-3-0		8-1-0											
8-4-0		0-0-0		0-0-0		HOME		1-0-0		4-3-0		3-1-0											
9-10-0		0-3-0		4-2-0		AWAY		4-5-0		1-0-0		0-0-0											
8-2-0		3-2-0		0-0-0		NEUTRAL		0-0-0		0-0-0		5-0-0											
18-8-0		3-2-0		2-1-0		NON-CONFERENCE		3-4-0		2-0-0		8-1-0											
5-1-0		0-0-0		0-0-0		HOME		1-0-0		1-0-0		3-1-0											
5-5-0		0-0-0		2-0-		AWAY		2-4-0		1-0-0		0-0-0											
8-2-0		3-2-0		0-0-0		NEUTRAL		0-0-0		0-0-0		5-0-0											
7-8-0		0-3-0		2-1-0		CONFERENCE		2-1-0		3-3-0		0-0-0											
3-3-0		0-0-0		0-0-0		HOME		0-0-0		3-3-0		0-0-0											
4-5-0		0-3-0		2-1-0		AWAY		2-1-0		0-0-0		0-0-0											
0-0-0		0-0-0		0-0-0		NEUTRAL		0-0-0		0-0-0		0-0-0											
RPI	S	Opponent		Score		RPI	S	Opponent		Score		RPI	S	Opponent		Score							
3	N	Louisville		3	2	31	A	Texas St.		8	4	51	A	Coastal Caro.		7	10						
3	N	Louisville		2	12	31	A	Texas St.		4	1	61	A	Bryant		11	6						
3	N	Louisville		8	3	31	A	Texas St.		3	5	64	H	Boston College		3	1						
7	A	East Carolina		2	5	34	A	Houston		2	1	72	A	Col. of Charleston		6	7						
7	A	East Carolina		1	5	34	A	Houston		4	5	72	A	Col. of Charleston		7	4						
7	A	East Carolina		7	9	34	A	Houston		9	3	72	A	Col. of Charleston		2	7						
23	N	Illinois		7	4							75	A	UCF		10	0						
24	N	Indiana		6	9							75	A	UCF		1	2						
												75	A	UCF		3	1						
												86	A	Virginia		3	6						
																		171	H	Northeastern		6	2
																		171	N	Northeastern		7	4
																		181	N	Michigan St.		17	4
																		181	N	Michigan St.		10	6
																		181	N	Michigan St.		6	1
																		181	N	Michigan St.		9	3
																		202	H	Hartford		12	4
																		258	H	UMass Lowell		9	4
												</											

Average RPI Win:		116	WON-LOST RECORD		WINNING PCT. RANK		LAST 10 GAMES		STRENGTH OF SCHEDULE		OPP. STRENGTH OF SCHEDULE		TEAM RPI		ADJ RPI		CONF. RPI		ADJ CONF. RPI					
DIV. I ONLY			26-13-0		.66667		41		6-4-0		47		82		23		.58282		23		7		7	
DIV. I NON-CONF.			20-7-0		.74074		31		1-2-0		22		92		5		.61281		5		7		7	
TOTALS			RPI 1-25		RPI 26-50		W-L RECORDS		RPI 51-100		RPI 101-150		RPI 150+											
26-13-0			0-1-0		3-2-0		OVERALL		10-8-0		3-0-0		10-2-0											
12-3-0			0-0-0		3-0-0		HOME		3-3-0		0-0-0		6-0-0											
11-8-0			0-0-0		0-2-0		AWAY		7-5-0		3-0-0		1-1-0											
3-2-0			0-1-0		0-0-0		NEUTRAL		0-0-0		0-0-0		3-1-0											
20-7-0			0-1-0		3-2-0		NON-CONFERENCE		7-2-0		3-0-0		7-2-0											
8-1-0			0-0-0		3-0-0		HOME		2-1-0		0-0-0		3-0-0											
9-4-0			0-0-0		0-0-		AWAY		5-1-0		3-0-0		1-1-0											
3-2-0			0-1-0		0-0-0		NEUTRAL		0-0-0		0-0-0		3-1-0											
6-6-0			0-0-0		0-0-0		CONFERENCE		3-6-0		0-0-0		3-0-0											
4-2-0			0-0-0		0-0-0		HOME		1-2-0		0-0-0		3-0-0											
2-4-0			0-0-0		0-0-0		AWAY		2-4-0		0-0-0		0-0-0											
0-0-0			0-0-0		0-0-0		NEUTRAL		0-0-0		0-0-0		0-0-0											
RPI	S	Opponent	Score		RPI	S	Opponent	Score		RPI	S	Opponent	Score		RPI	S	Opponent	Score						
22	N	UConn	4	7	30	A	Illinois St.	6	7	51	A	Coastal Caro.	3	11	129	A	Grand Canyon	6	3					
					30	H	Illinois St.	4	2	51	H	Coastal Caro.	4	2	129	A	Grand Canyon	5	2					
					30	H	Illinois St.	14	3	51	H	Coastal Caro.	4	1	129	A	Grand Canyon	9	2					
					30	H	Illinois St.	12	1	52	A	Fla. Atlantic	11	10	164	H	Penn St.	2	1					
					40	A	Indiana St.	1	3	52	A	Fla. Atlantic	5	3	164	H	Penn St.	7	6					
										52	A	Fla. Atlantic	7	6	164	H	Penn St.	4	3					
										67	A	Wake Forest	5	2	171	N	Northeastern	5	4					
										69	A	Iowa	1	3	171	N	Northeastern	1	8					
										69	A	Iowa	1	2	178	H	Southern Ill.	14	5					
										69	A	Iowa	4	8	178	H	Southern Ill.	5	4					
										79	A	Bradley	4	2	178	H	Southern Ill.	5	4					
										79	H	Bradley	8	12	192	A	Saint Louis	4	1					
										81	A	Minnesota	13	3	192	A	Saint Louis	3	8					
										81	A	Minnesota	4	5	224	N	Sacred Heart	4	0					
										81	A	Minnesota	4	2	268	N	Georgetown	11	3					
										83	H	Maryland	4	8										
										83	H	Maryland	5	1										
										83	H	Maryland	2	4										
LAST 10 GAMES																								
					83	H	Maryland	4	8	164	H	Penn St.	7	6										
					83	H	Maryland	5	1	164	H	Penn St.	2	1										
					178	H	Southern Ill.	5	4	79	H	Bradley	8	12										
					79	A	Bradley	4	2	81	A	Minnesota	13	3										
					164	H	Penn St.	4	3	81	A	Minnesota	4	5										

Non-Div. I Games:

Illinois



Average RPI Win: 117		WON-LOST RECORD		WINNING PCT. RANK		LAST 10 GAMES		STRENGTH OF SCHEDULE		OPP. STRENGTH OF SCHEDULE		TEAM RPI		ADJ RPI		CONF. RPI		ADJ CONF. RPI									
DIV. I ONLY		28-13-0		.68293 31		9-1-0		49		62		24		.58224 24		7		7									
DIV. I NON-CONF.		18-10-0		.64286 74		6-0-0		20		44		21		.58808 21		7		7									
TOTALS		RPI 1-25		RPI 26-50		W-L RECORDS		RPI 51-100		RPI 101-150		RPI 150+															
28-13-0		1-4-0		5-0-0		OVERALL		6-4-0		5-3-0		11-2-0															
16-3-0		0-0-0		3-0-0		HOME		3-1-0		2-1-0		8-1-0															
8-8-0		0-3-0		2-0-0		AWAY		2-2-0		2-2-0		2-1-0															
4-2-0		1-1-0		0-0-0		NEUTRAL		1-1-0		1-0-0		1-0-0															
18-10-0		1-4-0		5-0-0		NON-CONFERENCE		1-3-0		5-3-0		6-0-0															
10-2-0		0-0-0		3-0-0		HOME		0-1-0		2-1-0		5-0-0															
4-6-0		0-3-0		2-0-		AWAY		0-1-0		2-2-0		0-0-0															
4-2-0		1-1-0		0-0-0		NEUTRAL		1-1-0		1-0-0		1-0-0															
10-3-0		0-0-0		0-0-0		CONFERENCE		5-1-0		0-0-0		5-2-0															
6-1-0		0-0-0		0-0-0		HOME		3-0-0		0-0-0		3-1-0															
4-2-0		0-0-0		0-0-0		AWAY		2-1-0		0-0-0		2-1-0															
0-0-0		0-0-0		0-0-0		NEUTRAL		0-0-0		0-0-0		0-0-0															
RPI	S	Opponent		Score		RPI	S	Opponent		Score		RPI	S	Opponent		Score											
5	N	Oregon St.		3	8	40	A	Indiana St.		15	14	51	A	Coastal Caro.		5	6	111	A	Cincinnati		5	7				
6	A	Tennessee		0	11	48	A	Evansville		5	0	62	N	Washington		1	0	111	H	Cincinnati		7	1				
6	A	Tennessee		1	5	48	H	Evansville		6	5	69	H	Iowa		13	1	122	A	Memphis		6	1				
6	A	Tennessee		3	5	48	H	Evansville		9	3	69	H	Iowa		7	1	122	A	Memphis		3	6				
22	N	UConn		9	6	48	H	Evansville		5	1	69	H	Iowa		3	2	122	A	Memphis		6	0				
												77	N	San Diego		3	5	131	H	Ball St.		14	3				
												80	H	Wright St.		4	15	131	N	Ball St.		9	3				
												83	A	Maryland		19	4	150	H	Kent St.		8	9				
												83	A	Maryland		0	2	164	H	Penn St.		3	2				
												83	A	Maryland		20	5	164	H	Penn St.		5	3				
																		164	H	Penn St.		0	3				
																		171	N	Northeastern		6	4				
																		173	H	Canisius		18	6				
																		173	H	Canisius		12	1				
																		173	H	Canisius		5	2				
																		173	H	Canisius		16	5				
																		181	A	Michigan St.		3	5				
																		181	A	Michigan St.		11	2				
																		181	A	Michigan St.		13	4				
																		187	H	Purdue		7	6				
																		243	H	Butler		9	3				
						LAST 10 GAMES																					
						181 A Michigan St.						3	5	171 N Northeastern						6	4						
						164 H Penn St.						5	3	48 H Evansville						9	3						
						80 H Wright St.						4	15	131 N Ball St.						9	3						
						173 H Canisius						16	5	181 A Michigan St.						11	2						
						173 H Canisius						5	2	181 A Michigan St.						13	4						

Average RPI Win: 141		WON-LOST	WINNING	LAST 10	STRENGTH OF		OPP. STRENGTH	TEAM	ADJ		CONF.	ADJ CONF.
Average RPI Loss: 45		RECORD	PCT. RANK	GAMES	SCHEDULE		OF SCHEDULE	RPI	RPI		RPI	RPI
DIV. I ONLY		32-10-0	.7619	10	95		44	25	.58158		3	3
DIV. I NON-CONF.		19-2-0	.90476	3	231		119	32	.57836		4	4
TOTALS		RPI 1-25	RPI 26-50		W-L RECORDS		RPI 51-100		RPI 101-150		RPI 150+	
32-10-0		3-3-0	0-0-0		OVERALL		14-7-0		1-0-0		14-0-0	
17-6-0		0-3-0	0-0-0		HOME		8-3-0		0-0-0		9-0-0	
12-3-0		3-0-0	0-0-0		AWAY		6-3-0		0-0-0		3-0-0	
3-1-0		0-0-0	0-0-0		NEUTRAL		0-1-0		1-0-0		2-0-0	
19-2-0		0-0-0	0-0-0		NON-CONFERENCE		7-2-0		1-0-0		11-0-0	
10-1-0		0-0-0	0-0-0		HOME		4-1-0		0-0-0		6-0-0	
6-0-0		0-0-0	0-0-		AWAY		3-0-0		0-0-0		3-0-0	
3-1-0		0-0-0	0-0-0		NEUTRAL		0-1-0		1-0-0		2-0-0	
13-8-0		3-3-0	0-0-0		CONFERENCE		7-5-0		0-0-0		3-0-0	
7-5-0		0-3-0	0-0-0		HOME		4-2-0		0-0-0		3-0-0	
6-3-0		3-0-0	0-0-0		AWAY		3-3-0		0-0-0		0-0-0	
0-0-0		0-0-0	0-0-0		NEUTRAL		0-0-0		0-0-0		0-0-0	
RPI S	Opponent	Score	RPI S	Opponent	Score	RPI S	Opponent	Score	RPI S	Opponent	Score	
3	H Louisville	10 14				51	A Coastal Caro.	7 6	150	N Kent St.	3 2	
3	H Louisville	3 6				51	H Coastal Caro.	6 7	172	N N.C. A&T	12 3	
3	H Louisville	2 14				54	N South Carolina	8 10	181	N Michigan St.	5 0	
14	A Miami (FL)	7 6				56	H Florida St.	16 0	203	A Charlotte	6 5	
14	A Miami (FL)	6 3				56	H Florida St.	5 7	205	A UNCW	14 7	
14	A Miami (FL)	6 4				56	H Florida St.	9 8	219	H Pittsburgh	21 3	
						64	A Boston College	6 5	219	H Pittsburgh	6 5	
						64	A Boston College	1 3	219	H Pittsburgh	4 3	
						64	A Boston College	16 4	251	A N.C. Central	11 10	
						67	A Wake Forest	4 3	256	H Tennessee Tech	10 6	
						67	A Wake Forest	8 9	261	H Towson	11 1	
						67	A Wake Forest	3 7	265	H George Mason	18 3	
						70	A Campbell	10 1	282	H Bucknell	8 2	
						81	H Minnesota	5 4	282	H Bucknell	12 8	
						81	H Minnesota	8 4	282	H Bucknell	14 2	
						81	H Minnesota	3 2				
						86	H Virginia	3 0				
						86	H Virginia	8 7				
						86	H Virginia	3 4				
						89	A Elon	5 0				
LAST 10 GAMES												
						67	A Wake Forest	8 9				
						67	A Wake Forest	4 3				
						3	H Louisville	2 14				
						3	H Louisville	10 14				
						81	H Minnesota	8 4				

Non-Div. I Games:

NC State

RPI	S	Opponent	Score	
89	H	Elon	21	2
81	H	Minnesota	3	2
256	H	Tennessee Tech	10	6
67	A	Wake Forest	3	7
205	A	UNCW	14	7
3	H	Louisville	3	6

N  
C  
S  
t  
a  
t  
e

N  
C  
S  
t  
a  
t  
e

Average RPI Win:	113	WON-LOST RECORD	WINNING PCT. RANK	LAST 10 GAMES	STRENGTH OF SCHEDULE	OPP. STRENGTH OF SCHEDULE	TEAM RPI	ADJ RPI	CONF. RPI	ADJ CONF. RPI				
Average RPI Loss:	55													
DIV. I ONLY	27-15-1	.63953	59	6-4-0	43	14	26	.57971	26	1	1			
DIV. I NON-CONF.	20-5-0	.8	15	3-0-0	196	94	41	.5716	41	1	1			
<hr/>														
TOTALS	RPI 1-25	RPI 26-50		W-L RECORDS		RPI 51-100		RPI 101-150		RPI 150+				
27-15-1	3-8-1	4-2-0		OVERALL		7-0-0		7-3-0		6-2-0				
17-3-0	2-1-0	4-2-0		HOME		6-0-0		1-0-0		4-0-0				
8-9-1	1-7-1	0-0-0		AWAY		1-0-0		4-2-0		2-0-0				
2-3-0	0-0-0	0-0-0		NEUTRAL		0-0-0		2-1-0		0-2-0				
<hr/>														
20-5-0	0-0-0	0-0-0		NON-CONFERENCE		7-0-0		7-3-0		6-2-0				
11-0-0	0-0-0	0-0-0		HOME		6-0-0		1-0-0		4-0-0				
7-2-0	0-0-0	0-0-		AWAY		1-0-0		4-2-0		2-0-0				
2-3-0	0-0-0	0-0-0		NEUTRAL		0-0-0		2-1-0		0-2-0				
<hr/>														
7-10-1	3-8-1	4-2-0		CONFERENCE		0-0-0		0-0-0		0-0-0				
6-3-0	2-1-0	4-2-0		HOME		0-0-0		0-0-0		0-0-0				
1-7-1	1-7-1	0-0-0		AWAY		0-0-0		0-0-0		0-0-0				
0-0-0	0-0-0	0-0-0		NEUTRAL		0-0-0		0-0-0		0-0-0				
<hr/>														
RPI	S	Opponent	Score		RPI	S	Opponent	Score		RPI	S	Opponent	Score	
4	A	Georgia	0	3	28	H	Ole Miss	2	1	71	H	Kansas St.	17	2
4	A	Georgia	2	5	28	H	Ole Miss	0	3	88	A	Incarnate Word	11	7
4	A	Georgia	2	4	28	H	Ole Miss	8	5	94	H	Northwestern	16	11
8	A	Arkansas	2	3	46	H	Kentucky	2	4	94	H	Northwestern	3	2
8	A	Arkansas	0	2	46	H	Kentucky	5	4	94	H	Northwestern	9	4
8	A	Arkansas	3	4	46	H	Kentucky	9	2	98	H	Arkansas St.	14	4
13	A	Texas A&M	3	2						98	H	Arkansas St.	16	1
13	A	Texas A&M	3	7										
13	A	Texas A&M	2	2										
20	H	LSU	4	1										
20	H	LSU	11	12										
20	H	LSU	11	5										
<hr/>														
LAST 10 GAMES														
		119	H	Missouri St.	6	2	20	H	LSU	11	5			
		4	A	Georgia	2	4	20	H	LSU	4	1			
		4	A	Georgia	2	5	20	H	LSU	11	12			
		4	A	Georgia	0	3	227	A	SIUE	10	3			
		119	A	Missouri St.	14	6	46	H	Kentucky	9	2			

Non-Div. I Games:

Missouri

Average RPI Win: 110		WON-LOST RECORD	WINNING PCT. RANK	LAST 10 GAMES	STRENGTH OF SCHEDULE	OPP. STRENGTH OF SCHEDULE	TEAM RPI	ADJ RPI	CONF. RPI	ADJ CONF. RPI									
Average RPI Loss: 41																			
DIV. I ONLY		26-17-0	.60465	73	5-5-0	9	15	27	.57667	27	1	1							
DIV. I NON-CONF.		19-6-0	.76	25	2-1-0	55	70	36	.57568	36	1	1							
<hr/>																			
TOTALS		RPI 1-25		RPI 26-50		W-L RECORDS		RPI 51-100		RPI 101-150		RPI 150+							
26-17-0		4-8-0		3-3-0		OVERALL		5-3-0		4-3-0		10-0-0							
22-8-0		3-3-0		3-0-0		HOME		3-3-0		3-2-0		10-0-0							
3-9-0		1-5-0		0-3-0		AWAY		1-0-0		1-1-0		0-0-0							
1-0-0		0-0-0		0-0-0		NEUTRAL		1-0-0		0-0-0		0-0-0							
19-6-0		2-1-0		0-0-0		NON-CONFERENCE		3-2-0		4-3-0		10-0-0							
16-5-0		2-1-0		0-0-0		HOME		1-2-0		3-2-0		10-0-0							
2-1-0		0-0-0		0-0-		AWAY		1-0-0		1-1-0		0-0-0							
1-0-0		0-0-0		0-0-0		NEUTRAL		1-0-0		0-0-0		0-0-0							
7-11-0		2-7-0		3-3-0		CONFERENCE		2-1-0		0-0-0		0-0-0							
6-3-0		1-2-0		3-0-0		HOME		2-1-0		0-0-0		0-0-0							
1-8-0		1-5-0		0-3-0		AWAY		0-0-0		0-0-0		0-0-0							
0-0-0		0-0-0		0-0-0		NEUTRAL		0-0-0		0-0-0		0-0-0							
RPI	S	Opponent	Score		RPI	S	Opponent	Score		RPI	S	Opponent	Score						
2	A	Vanderbilt	2	15	28	A	Ole Miss	10	12	52	H	Fla. Atlantic	11	13	106	H	North Florida	1	7
2	A	Vanderbilt	4	14	28	A	Ole Miss	4	12	54	H	South Carolina	6	4	117	A	Jacksonville	5	4
2	A	Vanderbilt	0	5	28	A	Ole Miss	4	16	54	H	South Carolina	3	6	117	H	Jacksonville	13	8
12	H	Mississippi St.	5	10	50	H	Alabama	12	3	54	H	South Carolina	9	5	117	H	Jacksonville	8	4
12	H	Mississippi St.	5	6	50	H	Alabama	3	1	56	A	Florida St.	3	1	118	A	South Fla.	1	6
12	H	Mississippi St.	4	2	50	H	Alabama	6	3	56	H	Florida St.	20	7	126	H	FGCU	2	7
14	H	Miami (FL)	4	1						56	N	Florida St.	4	2	126	H	FGCU	15	0
14	H	Miami (FL)	9	3						75	H	UCF	9	12	156	H	Winthrop	28	5
14	H	Miami (FL)	2	5											156	H	Winthrop	5	3
20	A	LSU	16	9											156	H	Winthrop	16	4
20	A	LSU	1	13											170	H	Yale	4	3
20	A	LSU	2	11											170	H	Yale	6	5
															170	H	Yale	15	1
															217	H	Long Beach St.	3	1
															217	H	Long Beach St.	8	2
															217	H	Long Beach St.	5	2
															269	H	Florida A&M	12	1
<hr/>																			
LAST 10 GAMES																			
					28	A	Ole Miss	4	16	117	H	Jacksonville	8	4					
					52	H	Fla. Atlantic	11	13	54	H	South Carolina	6	4					
					20	A	LSU	2	11	54	H	South Carolina	3	6					
					20	A	LSU	1	13	54	H	South Carolina	9	5					
					20	A	LSU	16	9	56	A	Florida St.	3	1					

Non-Div. I Games:

Florida

Average RPI Win:	110	WON-LOST RECORD	WINNING PCT. RANK	LAST 10 GAMES	STRENGTH OF SCHEDULE	OPP. STRENGTH OF SCHEDULE	TEAM RPI	ADJ RPI	CONF. RPI	ADJ CONF. RPI		
DIV. I ONLY		27-15-0	.64286	55	5-5-0	41	7	28	.57584	28	1	1
DIV. I NON-CONF.		17-6-0	.73913	33	2-0-0	159	67	57	.55545	57	1	1
<hr/>												
TOTALS	RPI 1-25	RPI 26-50		W-L RECORDS		RPI 51-100		RPI 101-150		RPI 150+		
27-15-0	3-7-0	7-5-0		OVERALL		5-2-0		3-0-0		9-1-0		
19-6-0	0-1-0	6-3-0		HOME		2-1-0		2-0-0		9-1-0		
7-8-0	3-5-0	1-2-0		AWAY		2-1-0		1-0-0		0-0-0		
1-1-0	0-1-0	0-0-0		NEUTRAL		1-0-0		0-0-0		0-0-0		
17-6-0	0-3-0	0-0-0		NON-CONFERENCE		5-2-0		3-0-0		9-1-0		
13-3-0	0-1-0	0-0-0		HOME		2-1-0		2-0-0		9-1-0		
3-3-0	0-2-0	0-0-		AWAY		2-1-0		1-0-0		0-0-0		
1-0-0	0-0-0	0-0-0		NEUTRAL		1-0-0		0-0-0		0-0-0		
10-9-0	3-4-0	7-5-0		CONFERENCE		0-0-0		0-0-0		0-0-0		
6-3-0	0-0-0	6-3-0		HOME		0-0-0		0-0-0		0-0-0		
4-5-0	3-3-0	1-2-0		AWAY		0-0-0		0-0-0		0-0-0		
0-1-0	0-1-0	0-0-0		NEUTRAL		0-0-0		0-0-0		0-0-0		
RPI	S	Opponent	Score	RPI	S	Opponent	Score	RPI	S	Opponent	Score	
3	A	Louisville	3 4	26	A	Missouri	5 8	53	N	Southern Miss.	11 2	
3	A	Louisville	8 10	26	A	Missouri	3 0	80	H	Wright St.	10 1	
7	H	East Carolina	2 3	26	A	Missouri	1 2	80	H	Wright St.	5 9	
8	A	Arkansas	3 5	27	H	Florida	12 10	85	A	Tulane	6 4	
8	A	Arkansas	4 3	27	H	Florida	12 4	85	A	Tulane	12 13	
8	A	Arkansas	10 5	27	H	Florida	16 4	85	A	Tulane	6 3	
12	N	Mississippi St.	1 8	46	H	Kentucky	8 2	98	H	Arkansas St.	15 3	
16	A	Auburn	4 7	46	H	Kentucky	2 4					
16	A	Auburn	5 3	46	H	Kentucky	1 4					
16	A	Auburn	5 6	50	H	Alabama	6 8					
				50	H	Alabama	1 0					
				50	H	Alabama	12 2					
<hr/>												
LAST 10 GAMES												
		27	H	Florida	16	4		16	A	Auburn	5 3	
		122	A	Memphis	9	6		16	A	Auburn	4 7	
		293	H	Ark.-Pine Bluff	25	0		122	H	Memphis	5 2	
		12	N	Mississippi St.	1	8		46	H	Kentucky	2 4	
		16	A	Auburn	5	6		46	H	Kentucky	1 4	

Non-Div. I Games:

Ole Miss

DBU

Average RPI Win:		125	WON-LOST		WINNING		LAST 10		STRENGTH OF		OPP. STRENGTH		TEAM		ADJ		CONF.		ADJ CONF.	
Average RPI Loss:		48	RECORD		PCT. RANK		GAMES		SCHEDULE		OF SCHEDULE		RPI		RPI		RPI		RPI	
DIV. I ONLY			28-12-0		.7		27		7-3-0		74		32		29		.5755		29	
DIV. I NON-CONF.			22-9-0		.70968		47		4-2-0		36		20		17		.59083		17	
TOTALS		RPI 1-25		RPI 26-50		W-L RECORDS		RPI 51-100		RPI 101-150		RPI 150+								
28-12-0		2-1-0		3-7-0		OVERALL		8-4-0		6-0-0		9-0-0								
18-6-0		2-0-0		2-3-0		HOME		5-3-0		3-0-0		6-0-0								
10-6-0		0-1-0		1-4-0		AWAY		3-1-0		3-0-0		3-0-0								
0-0-0		0-0-0		0-0-0		NEUTRAL		0-0-0		0-0-0		0-0-0								
22-9-0		2-1-0		2-5-0		NON-CONFERENCE		6-3-0		6-0-0		6-0-0								
13-5-0		2-0-0		2-3-0		HOME		3-2-0		3-0-0		3-0-0								
9-4-0		0-1-0		0-0-		AWAY		3-1-0		3-0-0		3-0-0								
0-0-0		0-0-0		0-0-0		NEUTRAL		0-0-0		0-0-0		0-0-0								
6-3-0		0-0-0		1-2-0		CONFERENCE		2-1-0		0-0-0		3-0-0								
5-1-0		0-0-0		0-0-0		HOME		2-1-0		0-0-0		3-0-0								
1-2-0		0-0-0		1-2-0		AWAY		0-0-0		0-0-0		0-0-0								
0-0-0		0-0-0		0-0-0		NEUTRAL		0-0-0		0-0-0		0-0-0								
RPI	S	Opponent		Score		RPI	S	Opponent		Score		RPI	S	Opponent		Score				
13	H	Texas A&M		5	4	33	A	Baylor		4	10	55	H	UT Arlington		0	9			
21	A	Oklahoma St.		3	6	33	H	Baylor		1	5	72	A	Col. of Charleston		3	4			
21	H	Oklahoma St.		7	5	34	H	Houston		0	2	72	A	Col. of Charleston		14	4			
						34	H	Houston		8	4	72	A	Col. of Charleston		6	2			
						34	H	Houston		6	8	76	A	TCU		9	3			
						39	A	Oklahoma		2	4	76	H	TCU		11	6			
						39	H	Oklahoma		7	2	79	H	Bradley		7	6			
						48	A	Evansville		5	11	79	H	Bradley		14	3			
						48	A	Evansville		4	3	79	H	Bradley		1	2			
						48	A	Evansville		3	8	81	H	Minnesota		9	0			
												81	H	Minnesota		7	5			
												81	H	Minnesota		7	9			

Non-Div. I Games:

DBU

Average RPI Win:	161	WON-LOST	WINNING	LAST 10	STRENGTH OF	OPP. STRENGTH	TEAM	ADJ	CONF.	ADJ CONF.	
Average RPI Loss:	88	RECORD	PCT. RANK	GAMES	SCHEDULE	OF SCHEDULE	RPI	RPI	RPI	RPI	
DIV. I ONLY	26-15-0	.63415	60	9-1-0	77	112	30	.57337	30	6	6
DIV. I NON-CONF.	18-14-0	.5625	118	3-1-0	18	138	30	.57966	30	6	6
<hr/>											
TOTALS	RPI 1-25	RPI 26-50		W-L RECORDS		RPI 51-100		RPI 101-150		RPI 150+	
26-15-0	2-8-0	0-0-0		OVERALL		1-0-0		9-4-0		14-3-0	
10-2-0	1-0-0	0-0-0		HOME		0-0-0		7-2-0		2-0-0	
16-13-0	1-8-0	0-0-0		AWAY		1-0-0		2-2-0		12-3-0	
0-0-0	0-0-0	0-0-0		NEUTRAL		0-0-0		0-0-0		0-0-0	
<hr/>											
18-14-0	2-8-0	0-0-0		NON-CONFERENCE		1-0-0		6-4-0		9-2-0	
7-2-0	1-0-0	0-0-0		HOME		0-0-0		4-2-0		2-0-0	
11-12-0	1-8-0	0-0-		AWAY		1-0-0		2-2-0		7-2-0	
0-0-0	0-0-0	0-0-0		NEUTRAL		0-0-0		0-0-0		0-0-0	
<hr/>											
8-1-0	0-0-0	0-0-0		CONFERENCE		0-0-0		3-0-0		5-1-0	
3-0-0	0-0-0	0-0-0		HOME		0-0-0		3-0-0		0-0-0	
5-1-0	0-0-0	0-0-0		AWAY		0-0-0		0-0-0		5-1-0	
0-0-0	0-0-0	0-0-0		NEUTRAL		0-0-0		0-0-0		0-0-0	
<hr/>											
RPI S	Opponent	Score		RPI S	Opponent	Score		RPI S	Opponent	Score	
2 A	Vanderbilt	7	3					105 H	Sacramento St.	2	1
2 A	Vanderbilt	4	10					119 H	Missouri St.	5	3
2 A	Vanderbilt	1	9					119 H	Missouri St.	7	5
15 A	Creighton	3	7					119 H	Missouri St.	7	1
15 A	Creighton	3	17					127 H	Eastern Ill.	3	0
15 A	Creighton	7	8					132 H	Central Mich.	7	2
23 A	Illinois	1	12					132 H	Central Mich.	2	11
23 A	Illinois	3	14					132 H	Central Mich.	5	4
23 A	Illinois	2	4					133 H	Milwaukee	3	6
23 H	Illinois	7	6					149 A	Central Ark.	8	0
								149 A	Central Ark.	6	3
								149 A	Central Ark.	4	6
								149 A	Central Ark.	1	4
								178 A	Southern Ill.	7	6
								178 A	Southern Ill.	8	4
								178 A	Southern Ill.	7	4
								188 A	Belmont	10	6
								188 A	Belmont	27	11
								188 A	Belmont	14	3
								191 A	Murray St.	9	5
								191 A	Murray St.	4	5
								191 A	Murray St.	4	3
				LAST 10 GAMES							
				119 H	Missouri St.	5	3	15 A	Creighton	3	7
				119 H	Missouri St.	7	5	191 A	Murray St.	4	3
				240 A	Valparaiso	2	4	149 A	Central Ark.	1	4
				240 A	Valparaiso	12	6	149 A	Central Ark.	8	0
				15 A	Creighton	7	8	132 H	Central Mich.	5	4
								215 A	UIC	1	6
								215 H	UIC	4	0
								227 A	SIUE	16	9
								240 A	Valparaiso	2	4
								240 A	Valparaiso	12	6

Non-Div. I Games:

Illinois St.



RPI	S	Opponent	Score	
240	A	Valparaiso	13	1
271	A	Southeast Mo. St.	18	6
272	H	Northern Ill.	10	2

Illinois St.

I  
l  
l  
i  
n  
o  
i  
s  
s  
t  
.

I  
l  
l  
i  
n  
o  
i  
s  
s  
t  
.

Average RPI Win:		107	WON-LOST RECORD		WINNING PCT. RANK		LAST 10 GAMES		STRENGTH OF SCHEDULE		OPP. STRENGTH OF SCHEDULE		TEAM RPI		ADJ RPI		CONF. RPI		ADJ CONF. RPI				
DIV. I ONLY			28-13-0		.68293 31		9-1-0		79		33		31		.56998 31		9		9				
DIV. I NON-CONF.			16-7-0		.69565 50		3-0-0		46		8		29		.58064 29		8		8				
TOTALS		RPI 1-25		RPI 26-50		W-L RECORDS		RPI 51-100		RPI 101-150		RPI 150+											
28-13-0		3-3-0		2-1-0		OVERALL		7-4-0		13-3-0		3-2-0											
15-6-0		1-2-0		1-0-0		HOME		4-0-0		8-3-0		1-1-0											
10-5-0		1-0-0		0-0-0		AWAY		3-4-0		4-0-0		2-1-0											
3-2-0		1-1-0		1-1-0		NEUTRAL		0-0-0		1-0-0		0-0-0											
16-7-0		3-3-0		2-1-0		NON-CONFERENCE		1-1-0		9-1-0		1-1-0											
8-4-0		1-2-0		1-0-0		HOME		1-0-0		4-1-0		1-1-0											
5-1-0		1-0-0		0-0-		AWAY		0-1-0		4-0-0		0-0-0											
3-2-0		1-1-0		1-1-0		NEUTRAL		0-0-0		1-0-0		0-0-0											
12-6-0		0-0-0		0-0-0		CONFERENCE		6-3-0		4-2-0		2-1-0											
7-2-0		0-0-0		0-0-0		HOME		3-0-0		4-2-0		0-0-0											
5-4-0		0-0-0		0-0-0		AWAY		3-3-0		0-0-0		2-1-0											
0-0-0		0-0-0		0-0-0		NEUTRAL		0-0-0		0-0-0		0-0-0											
RPI	S	Opponent		Score		RPI	S	Opponent		Score		RPI	S	Opponent		Score							
13	A	Texas A&M		5	3	33	N	Baylor		4	5	58	A	Ga. Southern		0	12	108	A	McNeese	5	3	
15	N	Creighton		12	9	34	N	Houston		9	4	58	A	Ga. Southern		14	4	108	A	McNeese	18	10	
15	N	Creighton		5	6	42	H	Texas		7	6	58	A	Ga. Southern		8	2	109	H	Nevada	0	4	
22	H	UConn		5	3							88	A	Incarnate Word		1	6	119	H	Missouri St.	10	0	
22	H	UConn		1	4							88	H	Incarnate Word		7	4	124	H	Troy	3	7	
22	H	UConn		4	8							98	H	Arkansas St.		7	6	124	H	Troy	6	7	
												98	H	Arkansas St.		16	14	124	H	Troy	8	7	
												98	H	Arkansas St.		5	3	125	H	Utah	8	3	
												100	A	South Alabama		8	2	135	A	UTSA	8	3	
												100	A	South Alabama		0	1	135	H	UTSA	14	1	
												100	A	South Alabama		7	10	137	A	Rice	5	0	
																		137	H	Rice	7	6	
																		137	N	Rice	1	0	
																		147	H	La.-Monroe	6	5	
																		147	H	La.-Monroe	5	1	
																		147	H	La.-Monroe	13	1	
																		155	H	A&M-Corpus Christi	5	12	
																		174	A	Appalachian St.	0	3	
																		174	A	Appalachian St.	5	4	
																		174	A	Appalachian St.	8	3	
																		206	H	Houston Baptist	17	8	
LAST 10 GAMES																							
124 H Troy						6	7	98 H Arkansas St.						16	14								
124 H Troy						3	7	206 H Houston Baptist						17	8								
42 H Texas						7	6	58 A Ga. Southern						14	4								
98 H Arkansas St.						7	6	58 A Ga. Southern						8	2								
98 H Arkansas St.						5	3	58 A Ga. Southern						0	12								

Average RPI Win: 110		WON-LOST	WINNING	LAST 10	STRENGTH OF	OPP. STRENGTH	TEAM	ADJ	CONF.	ADJ CONF.														
Average RPI Loss: 61		RECORD	PCT. RANK	GAMES	SCHEDULE	OF SCHEDULE	RPI	RPI	RPI	RPI														
DIV. I ONLY		22-16-0	.57895	98	6-4-0	21	57	32	.56996	32	4	4												
DIV. I NON-CONF.		14-7-0	.66667	59	3-0-0	11	81	13	.60157	13	2	2												
<hr/>																								
TOTALS		RPI 1-25		RPI 26-50		W-L RECORDS		RPI 51-100		RPI 101-150		RPI 150+												
22-16-0		2-6-0		3-5-0		OVERALL		8-2-0		3-1-0		6-2-0												
10-9-0		0-3-0		3-4-0		HOME		7-2-0		0-0-0		0-0-0												
12-7-0		2-3-0		0-1-0		AWAY		1-0-0		3-1-0		6-2-0												
0-0-0		0-0-0		0-0-0		NEUTRAL		0-0-0		0-0-0		0-0-0												
<hr/>																								
14-7-0		1-2-0		2-3-0		NON-CONFERENCE		7-0-0		0-1-0		4-1-0												
8-2-0		0-0-0		2-2-0		HOME		6-0-0		0-0-0		0-0-0												
6-5-0		1-2-0		0-0-		AWAY		1-0-0		0-1-0		4-1-0												
0-0-0		0-0-0		0-0-0		NEUTRAL		0-0-0		0-0-0		0-0-0												
<hr/>																								
8-9-0		1-4-0		1-2-0		CONFERENCE		1-2-0		3-0-0		2-1-0												
2-7-0		0-3-0		1-2-0		HOME		1-2-0		0-0-0		0-0-0												
6-2-0		1-1-0		0-0-0		AWAY		0-0-0		3-0-0		2-1-0												
0-0-0		0-0-0		0-0-0		NEUTRAL		0-0-0		0-0-0		0-0-0												
<hr/>																								
RPI	S	Opponent		Score		RPI	S	Opponent		Score		RPI	S	Opponent		Score								
5	A	Oregon St.		6	7	41	H	Arizona St.		2	12	62	H	Washington		3	9	125	A	Utah		9	6	
5	A	Oregon St.		12	8	41	H	Arizona St.		5	4	62	H	Washington		3	19	125	A	Utah		9	4	
11	H	Stanford		0	10	41	H	Arizona St.		3	7	62	H	Washington		1	0	125	A	Utah		6	3	
11	H	Stanford		5	20	43	A	BYU		3	7	66	A	Gonzaga		7	6	130	A	Portland		3	5	
11	H	Stanford		4	5	49	H	Fresno St.		2	14	68	H	LMU (CA)		6	0	201	A	Washington St.		11	8	
17	A	Texas Tech		4	6	49	H	Fresno St.		1	5	68	H	LMU (CA)		4	3	201	A	Washington St.		7	8	
17	A	Texas Tech		11	12	49	H	Fresno St.		5	3	68	H	LMU (CA)		7	6	201	A	Washington St.		21	3	
17	A	Texas Tech		9	4	49	H	Fresno St.		8	7	74	H	Saint Mary's (CA)		6	2	220	A	Hawaii		4	3	
												74	H	Saint Mary's (CA)		3	2	220	A	Hawaii		8	7	
												74	H	Saint Mary's (CA)		5	4	220	A	Hawaii		3	1	
																		220	A	Hawaii		6	7	
																		275	A	Utah Valley		12	9	
<hr/>																								
LAST 10 GAMES																								
125	A	Utah		9	6	11	H	Stanford		4	5													
125	A	Utah		6	3	66	A	Gonzaga		7	6													
74	H	Saint Mary's (CA)		5	4	201	A	Washington St.		7	8													
11	H	Stanford		0	10	201	A	Washington St.		11	8													
11	H	Stanford		5	20	201	A	Washington St.		21	3													

Non-Div. I Games:

Oregon

Average RPI Win: 117		WON-LOST RECORD		WINNING PCT. RANK		LAST 10 GAMES		STRENGTH OF SCHEDULE		OPP. STRENGTH OF SCHEDULE		TEAM RPI		ADJ RPI		CONF. RPI		ADJ CONF. RPI	
DIV. I ONLY		27-12-0		.69231 29		5-5-0		52		53		33		.56958 33		2		2	
DIV. I NON-CONF.		18-7-0		.72 42		2-1-0		138		96		69		.54499 69		3		3	
TOTALS		RPI 1-25		RPI 26-50		W-L RECORDS		RPI 51-100		RPI 101-150		RPI 150+							
27-12-0		4-3-0		7-4-0		OVERALL		3-3-0		1-1-0		12-1-0							
22-5-0		3-0-0		5-4-0		HOME		1-0-0		1-0-0		12-1-0							
4-5-0		1-2-0		1-0-0		AWAY		2-3-0		0-0-0		0-0-0							
1-2-0		0-1-0		1-0-0		NEUTRAL		0-0-0		0-1-0		0-0-0							
18-7-0		0-1-0		4-2-0		NON-CONFERENCE		1-2-0		1-1-0		12-1-0							
16-3-0		0-0-0		2-2-0		HOME		1-0-0		1-0-0		12-1-0							
1-2-0		0-0-0		1-0-		AWAY		0-2-0		0-0-0		0-0-0							
1-2-0		0-1-0		1-0-0		NEUTRAL		0-0-0		0-1-0		0-0-0							
9-5-0		4-2-0		3-2-0		CONFERENCE		2-1-0		0-0-0		0-0-0							
6-2-0		3-0-0		3-2-0		HOME		0-0-0		0-0-0		0-0-0							
3-3-0		1-2-0		0-0-0		AWAY		2-1-0		0-0-0		0-0-0							
0-0-0		0-0-0		0-0-0		NEUTRAL		0-0-0		0-0-0		0-0-0							
RPI S	Opponent	Score		RPI S	Opponent	Score		RPI S	Opponent	Score		RPI S	Opponent	Score					
13 N	Texas A&M	2	5	29 A	DBU	5	1	55 A	UT Arlington	1	2	137 N	Rice	3	6				
17 A	Texas Tech	2	3	29 H	DBU	10	4	78 A	Sam Houston St.	7	8	143 H	SFA	10	0				
17 A	Texas Tech	11	10	31 N	Texas St.	5	4	78 H	Sam Houston St.	9	6	151 H	Cal Poly	14	3				
17 A	Texas Tech	3	13	37 H	Nebraska	4	12	95 A	Kansas	7	12	151 H	Cal Poly	1	3				
19 H	West Virginia	12	0	37 H	Nebraska	0	2	95 A	Kansas	8	0	151 H	Cal Poly	3	0				
19 H	West Virginia	6	5	37 H	Nebraska	10	3	95 A	Kansas	8	2	180 H	Abilene Christian	6	3				
19 H	West Virginia	10	4	39 H	Oklahoma	3	2					194 H	Holy Cross	8	5				
				39 H	Oklahoma	7	3					194 H	Holy Cross	12	0				
				39 H	Oklahoma	5	7					194 H	Holy Cross	6	1				
				42 H	Texas	6	8					194 H	Holy Cross	8	5				
				42 H	Texas	6	5					229 H	Cornell	12	4				
												229 H	Cornell	17	0				
												229 H	Cornell	10	3				
												241 H	Texas Southern	3	2				
												241 H	Texas Southern	13	3				

Average RPI Win: 98		WON-LOST RECORD		WINNING PCT. RANK		LAST 10 GAMES		STRENGTH OF SCHEDULE		OPP. STRENGTH OF SCHEDULE		TEAM RPI		ADJ RPI		CONF. RPI		ADJ CONF. RPI	
DIV. I ONLY		25-16-0		.60976 68		8-2-0		29		30		34		.56699 34		5		5	
DIV. I NON-CONF.		17-9-0		.65385 68		3-0-0		24		52		38		.57437 38		5		5	
TOTALS		RPI 1-25		RPI 26-50		W-L RECORDS		RPI 51-100		RPI 101-150		RPI 150+							
25-16-0		3-5-0		2-2-0		OVERALL		10-3-0		6-6-0		4-0-0							
15-9-0		3-4-0		0-0-0		HOME		5-2-0		4-3-0		3-0-0							
9-4-0		0-0-0		2-1-0		AWAY		4-0-0		2-3-0		1-0-0							
1-3-0		0-1-0		0-1-0		NEUTRAL		1-1-0		0-0-0		0-0-0							
17-9-0		1-1-0		2-2-0		NON-CONFERENCE		7-3-0		3-3-0		4-0-0							
11-4-0		1-0-0		0-0-0		HOME		5-2-0		2-2-0		3-0-0							
5-2-0		0-0-0		2-0-		AWAY		1-0-0		1-1-0		1-0-0							
1-3-0		0-1-0		0-1-0		NEUTRAL		1-1-0		0-0-0		0-0-0							
8-7-0		2-4-0		0-0-0		CONFERENCE		3-0-0		3-3-0		0-0-0							
4-5-0		2-4-0		0-0-0		HOME		0-0-0		2-1-0		0-0-0							
4-2-0		0-0-0		0-0-0		AWAY		3-0-0		1-2-0		0-0-0							
0-0-0		0-0-0		0-0-0		NEUTRAL		0-0-0		0-0-0		0-0-0							
RPI	S	Opponent	Score		RPI	S	Opponent	Score		RPI	S	Opponent	Score		RPI	S	Opponent	Score	
7	H	East Carolina	3	15	29	A	DBU	8	6	76	N	TCU	6	10	108	A	McNeese	0	1
7	H	East Carolina	1	3	29	A	DBU	4	8	78	A	Sam Houston St.	12	7	108	H	McNeese	5	13
7	H	East Carolina	2	0	29	A	DBU	2	0	78	H	Sam Houston St.	2	1	111	H	Cincinnati	3	1
13	H	Texas A&M	4	1	31	N	Texas St.	4	9	78	N	Sam Houston St.	9	3	111	H	Cincinnati	2	3
13	N	Texas A&M	2	3						87	A	Wichita St.	7	4	111	H	Cincinnati	8	4
22	H	UConn	5	4						87	A	Wichita St.	7	3	122	A	Memphis	4	3
22	H	UConn	1	2						87	A	Wichita St.	13	5	122	A	Memphis	4	6
22	H	UConn	3	9						92	H	Arizona	9	7	122	A	Memphis	3	7
										92	H	Arizona	4	9	135	H	UTSA	4	2
										92	H	Arizona	2	1	137	H	Rice	3	5
										99	H	Northwestern St.	1	2	139	H	FIU	5	4
										99	H	Northwestern St.	5	3	143	A	SFA	16	1
										99	H	Northwestern St.	5	4	175	H	Army West Point	9	7
															175	H	Army West Point	3	2
															175	H	Army West Point	6	3
															198	A	Lamar University	8	7
LAST 10 GAMES																			
		7 H East Carolina	1	3			111 H Cincinnati	8	4										
		198 A Lamar University	8	7			111 H Cincinnati	3	1										
		122 A Memphis	4	6			111 H Cincinnati	2	3										
		122 A Memphis	3	7			13 H Texas A&M	4	1										
		78 N Sam Houston St.	9	3			87 A Wichita St.	7	4										

Non-Div. I Games:

Houston

U  
C  
I  
r  
v  
i  
n  
e

UC Irvine

Average RPI Win:	107	WON-LOST RECORD	WINNING PCT. RANK	LAST 10 GAMES	STRENGTH OF SCHEDULE	OPP. STRENGTH OF SCHEDULE	TEAM RPI	ADJ RPI	CONF. RPI	ADJ CONF. RPI		
DIV. I ONLY		26-16-0	.61905	65	2-8-0	34	17	36	.5664	36	3	3
DIV. I NON-CONF.		15-6-0	.71429	43	2-2-0	105	41	52	.5577	52	4	4
<hr/>												
TOTALS	RPI 1-25	RPI 26-50		W-L RECORDS		RPI 51-100		RPI 101-150		RPI 150+		
26-16-0	5-3-0	3-3-0		OVERALL		8-7-0		2-2-0		8-1-0		
17-10-0	5-2-0	0-3-0		HOME		4-2-0		2-2-0		6-1-0		
7-6-0	0-1-0	3-0-0		AWAY		2-5-0		0-0-0		2-0-0		
2-0-0	0-0-0	0-0-0		NEUTRAL		2-0-0		0-0-0		0-0-0		
15-6-0	0-2-0	0-0-0		NON-CONFERENCE		6-3-0		1-0-0		8-1-0		
11-4-0	0-1-0	0-0-0		HOME		4-2-0		1-0-0		6-1-0		
2-2-0	0-1-0	0-0-		AWAY		0-1-0		0-0-0		2-0-0		
2-0-0	0-0-0	0-0-0		NEUTRAL		2-0-0		0-0-0		0-0-0		
11-10-0	5-1-0	3-3-0		CONFERENCE		2-4-0		1-2-0		0-0-0		
6-6-0	5-1-0	0-3-0		HOME		0-0-0		1-2-0		0-0-0		
5-4-0	0-0-0	3-0-0		AWAY		2-4-0		0-0-0		0-0-0		
0-0-0	0-0-0	0-0-0		NEUTRAL		0-0-0		0-0-0		0-0-0		
RPI	S	Opponent	Score	RPI	S	Opponent	Score	RPI	S	Opponent	Score	
3	H	Louisville	6 3	44	H	Duke	3 5	51	H	Coastal Caro.	8 5	
3	H	Louisville	4 7	44	H	Duke	8 9	54	A	South Carolina	3 14	
3	H	Louisville	5 1	44	H	Duke	8 9	54	H	South Carolina	4 5	
4	A	Georgia	2 3	45	A	Virginia Tech	14 1	54	N	South Carolina	11 5	
4	H	Georgia	3 5	45	A	Virginia Tech	6 4	56	A	Florida St.	4 6	
18	H	North Carolina	17 3	45	A	Virginia Tech	12 9	56	A	Florida St.	2 16	
18	H	North Carolina	3 2					56	A	Florida St.	2 6	
18	H	North Carolina	5 4					64	A	Boston College	8 1	
								64	A	Boston College	2 3	
								64	A	Boston College	9 5	
								72	H	Col. of Charleston	13 1	
								72	N	Col. of Charleston	4 1	
								100	H	South Alabama	7 2	
								100	H	South Alabama	6 2	
								100	H	South Alabama	3 4	
LAST 10 GAMES												
				18	H	North Carolina	17 3	156	H	Winthrop	6 8	
				18	H	North Carolina	3 2	44	H	Duke	8 9	
				203	H	Charlotte	7 6	44	H	Duke	3 5	
				100	H	South Alabama	3 4	44	H	Duke	8 9	
				100	H	South Alabama	7 2	4	A	Georgia	2 3	

Non-Div. I Games:

Clemson

Average RPI Win: 134		WON-LOST	WINNING	LAST 10	STRENGTH OF		OPP. STRENGTH	TEAM	ADJ	CONF.	ADJ CONF.
Average RPI Loss: 53		RECORD	PCT. RANK	GAMES	SCHEDULE		OF SCHEDULE	RPI	RPI	RPI	RPI
DIV. I ONLY		22-14-0	.61111	66	5-5-0		80	34	37	.56592	37
DIV. I NON-CONF.		11-10-0	.52381	136	1-3-0		14	12	37	.57501	37
TOTALS		RPI 1-25	RPI 26-50		W-L RECORDS		RPI 51-100		RPI 101-150		RPI 150+
22-14-0		2-6-0	2-1-0		OVERALL		3-6-0		2-0-0		13-1-0
8-2-0		0-1-0	0-0-0		HOME		0-1-0		2-0-0		6-0-0
13-7-0		1-1-0	2-1-0		AWAY		3-4-0		0-0-0		7-1-0
1-5-0		1-4-0	0-0-0		NEUTRAL		0-1-0		0-0-0		0-0-0
11-10-0		2-6-0	2-1-0		NON-CONFERENCE		1-2-0		2-0-0		4-1-0
2-2-0		0-1-0	0-0-0		HOME		0-1-0		2-0-0		0-0-0
8-3-0		1-1-0	2-0-		AWAY		1-0-0		0-0-0		4-1-0
1-5-0		1-4-0	0-0-0		NEUTRAL		0-1-0		0-0-0		0-0-0
11-4-0		0-0-0	0-0-0		CONFERENCE		2-4-0		0-0-0		9-0-0
6-0-0		0-0-0	0-0-0		HOME		0-0-0		0-0-0		6-0-0
5-4-0		0-0-0	0-0-0		AWAY		2-4-0		0-0-0		3-0-0
0-0-0		0-0-0	0-0-0		NEUTRAL		0-0-0		0-0-0		0-0-0
RPI S	Opponent	Score		RPI S	Opponent	Score		RPI S	Opponent	Score	
5 N	Oregon St.	2	8	33 A	Baylor	12	4	69 A	Iowa	9	17
5 N	Oregon St.	3	5	33 A	Baylor	3	10	69 A	Iowa	2	3
5 N	Oregon St.	1	17	33 A	Baylor	2	0	69 A	Iowa	3	2
5 N	Oregon St.	3	8					71 A	Kansas St.	7	0
15 A	Creighton	6	3					71 H	Kansas St.	0	5
15 A	Creighton	1	2					78 N	Sam Houston St.	10	11
15 H	Creighton	2	10					81 A	Minnesota	10	1
17 N	Texas Tech	2	1					81 A	Minnesota	2	5
								81 A	Minnesota	2	3
LAST 10 GAMES											
207 A	UC Riverside	10	6	196 A	Omaha	8	5				
15 A	Creighton	1	2	71 H	Kansas St.	0	5				
69 A	Iowa	3	2	164 A	Penn St.	3	1				
69 A	Iowa	9	17	164 A	Penn St.	4	2				
69 A	Iowa	2	3	164 A	Penn St.	3	2				

Non-Div. I Games:

Nebraska



Average RPI Win:		125	WON-LOST RECORD		WINNING PCT. RANK	LAST 10 GAMES		STRENGTH OF SCHEDULE		OPP. STRENGTH OF SCHEDULE	TEAM RPI	ADJ RPI	CONF. RPI	ADJ CONF. RPI					
Average RPI Loss:		93																	
DIV. I ONLY			28-13-0		.68293	31	7-3-0		69	73	38	.56587	38	11	11				
DIV. I NON-CONF.			16-7-0		.69565	50	3-1-0		80	22	39	.57327	39	12	12				
TOTALS		RPI 1-25		RPI 26-50		W-L RECORDS		RPI 51-100		RPI 101-150		RPI 150+							
28-13-0		1-2-0		0-0-0		OVERALL		9-5-0		10-4-0		8-2-0							
17-8-0		0-0-0		0-0-0		HOME		4-4-0		7-3-0		6-1-0							
11-5-0		1-2-0		0-0-0		AWAY		5-1-0		3-1-0		2-1-0							
0-0-0		0-0-0		0-0-0		NEUTRAL		0-0-0		0-0-0		0-0-0							
16-7-0		1-2-0		0-0-0		NON-CONFERENCE		7-1-0		7-4-0		1-0-0							
9-4-0		0-0-0		0-0-0		HOME		4-1-0		4-3-0		1-0-0							
7-3-0		1-2-0		0-0-		AWAY		3-0-0		3-1-0		0-0-0							
0-0-0		0-0-0		0-0-0		NEUTRAL		0-0-0		0-0-0		0-0-0							
12-6-0		0-0-0		0-0-0		CONFERENCE		2-4-0		3-0-0		7-2-0							
8-4-0		0-0-0		0-0-0		HOME		0-3-0		3-0-0		5-1-0							
4-2-0		0-0-0		0-0-0		AWAY		2-1-0		0-0-0		2-1-0							
0-0-0		0-0-0		0-0-0		NEUTRAL		0-0-0		0-0-0		0-0-0							
RPI	S	Opponent		Score		RPI	S	Opponent		Score		RPI	S	Opponent		Score			
8	A	Arkansas		2	4			52	A	Fla. Atlantic	3	11	103	A	Little Rock		5	3	
8	A	Arkansas		0	11			52	A	Fla. Atlantic	5	3	103	H	Little Rock		5	4	
8	A	Arkansas		12	7			52	A	Fla. Atlantic	2	1	108	A	McNeese		3	5	
								53	H	Southern Miss.	1	5	108	H	McNeese		10	4	
								53	H	Southern Miss.	9	12	121	A	Louisiana		11	3	
								53	H	Southern Miss.	5	10	121	H	Louisiana		3	2	
								78	H	Sam Houston St.	7	0	124	H	Troy		11	4	
								84	A	Southeastern La.	13	8	124	H	Troy		3	4	
								84	A	Southeastern La.	12	8	124	H	Troy		5	7	
								84	A	Southeastern La.	15	11	135	H	UTSA		8	7	
								98	H	Arkansas St.	5	4	135	H	UTSA		4	2	
								98	H	Arkansas St.	9	4	135	H	UTSA		6	3	
								98	H	Arkansas St.	8	6	147	A	La.-Monroe		5	0	
								99	H	Northwestern St.	4	8	147	H	La.-Monroe		4	9	
													166	H	UAB		5	2	
													166	H	UAB		3	2	
													166	H	UAB		7	6	
													179	H	Marshall		3	7	
													179	H	Marshall		11	1	
													179	H	Marshall		19	6	
													199	A	Middle Tenn.		5	1	
													199	A	Middle Tenn.		10	5	
													199	A	Middle Tenn.		1	4	
													284	H	Mississippi Val.		21	1	
LAST 10 GAMES																			
					135	H	UTSA	4	2				179	H	Marshall	19	6		
					135	H	UTSA	8	7				179	H	Marshall	3	7		
					108	A	McNeese	3	5				147	A	La.-Monroe	5	0		
					103	H	Little Rock	5	4				52	A	Fla. Atlantic	3	11		
					179	H	Marshall	11	1				52	A	Fla. Atlantic	2	1		

Non-Div. I Games:

Louisiana Tech

Average RPI Win: 124		WON-LOST RECORD	WINNING PCT. RANK	LAST 10 GAMES	STRENGTH OF SCHEDULE	OPP. STRENGTH OF SCHEDULE	TEAM RPI	ADJ RPI	CONF. RPI	ADJ CONF. RPI	
Average RPI Loss: 82											
DIV. I ONLY		28-14-0	.66667 41	5-5-0	98	49	39	.56575 39	2	2	
DIV. I NON-CONF.		22-7-0	.75862 28	4-2-0	189	58	47	.56545 47	3	3	
TOTALS		RPI 1-25	RPI 26-50		W-L RECORDS		RPI 51-100		RPI 101-150		RPI 150+
28-14-0	1-3-0		2-3-0		OVERALL		10-4-0		4-2-0		11-2-0
17-4-0	0-0-0		1-0-0		HOME		5-2-0		2-1-0		9-1-0
11-9-0	1-3-0		1-3-0		AWAY		5-1-0		2-1-0		2-1-0
0-1-0	0-0-0		0-0-0		NEUTRAL		0-1-0		0-0-0		0-0-0
22-7-0	0-0-0		1-1-0		NON-CONFERENCE		6-2-0		4-2-0		11-2-0
13-2-0	0-0-0		1-0-0		HOME		1-0-0		2-1-0		9-1-0
9-4-0	0-0-0		0-0-		AWAY		5-1-0		2-1-0		2-1-0
0-1-0	0-0-0		0-0-0		NEUTRAL		0-1-0		0-0-0		0-0-0
6-7-0	1-3-0		1-2-0		CONFERENCE		4-2-0		0-0-0		0-0-0
4-2-0	0-0-0		0-0-0		HOME		4-2-0		0-0-0		0-0-0
2-5-0	1-3-0		1-2-0		AWAY		0-0-0		0-0-0		0-0-0
0-0-0	0-0-0		0-0-0		NEUTRAL		0-0-0		0-0-0		0-0-0
RPI S	Opponent	Score	RPI S	Opponent	Score	RPI S	Opponent	Score	RPI S	Opponent	Score
19 A	West Virginia	2 1	29 A	DBU	2 7	55 H	UT Arlington	9 1	119 H	Missouri St.	6 1
19 A	West Virginia	1 5	29 H	DBU	4 2	63 A	San Diego St.	1 0	119 H	Missouri St.	11 2
19 A	West Virginia	4 12	33 A	Baylor	3 7	76 H	TCU	4 6	119 H	Missouri St.	8 11
21 A	Oklahoma St.	5 6	33 A	Baylor	2 3	76 H	TCU	7 6	137 A	Rice	1 8
			33 A	Baylor	7 5	76 H	TCU	2 4	137 A	Rice	17 8
						77 A	San Diego	6 1	137 A	Rice	6 0
						81 A	Minnesota	5 2	151 H	Cal Poly	5 2
						81 A	Minnesota	1 8	151 H	Cal Poly	4 1
						81 A	Minnesota	2 1	151 H	Cal Poly	9 3
						87 A	Wichita St.	9 4	177 H	Columbia	9 0
						90 N	Cal St. Fullerton	6 8	177 H	Columbia	12 3
						95 H	Kansas	4 3	177 H	Columbia	9 1
						95 H	Kansas	5 1	177 H	Columbia	6 2
						95 H	Kansas	10 5	183 A	New Mexico	8 1
									183 A	New Mexico	8 6
									204 A	Oral Roberts	2 3
									204 H	Oral Roberts	2 4
									241 H	Texas Southern	10 2
									293 H	Ark.-Pine Bluff	8 0
			LAST 10 GAMES								
			177 H	Columbia	6 2	204 A	Oral Roberts	2 3			
			87 A	Wichita St.	9 4	33 A	Baylor	2 3			
			81 A	Minnesota	5 2	33 A	Baylor	3 7			
			81 A	Minnesota	2 1	33 A	Baylor	7 5			
			81 A	Minnesota	1 8	241 H	Texas Southern	10 2			

Non-Div. I Games:

Oklahoma

[illegible]

**Non-Div. I Games:**

Indiana St.

RPI	S	Opponent	Score	
276	H	The Citadel	5	1
276	H	The Citadel	4	2
276	H	The Citadel	8	0

Indiana St.

I  
n  
d  
i  
a  
n  
a  
S  
t  
.

I  
n  
d  
i  
a  
n  
a  
S  
t  
.

[illegible]

**Non-Div. I Games:**

Arizona St.

Average RPI Win: 90		WON-LOST RECORD	WINNING PCT. RANK	LAST 10 GAMES	STRENGTH OF SCHEDULE	OPP. STRENGTH OF SCHEDULE	TEAM RPI	ADJ RPI	CONF. RPI	ADJ CONF. RPI	
Average RPI Loss: 54											
DIV. I ONLY		24-19-0	.55814 112	4-6-0	27	4	42	.56472 42	2	2	
DIV. I NON-CONF.		19-10-0	.65517 66	2-1-0	35	6	31	.57841 31	3	3	
TOTALS		RPI 1-25	RPI 26-50		W-L RECORDS		RPI 51-100		RPI 101-150		RPI 150+
24-19-0		7-9-0	1-2-0		OVERALL		7-5-0		4-2-0		5-1-0
18-7-0		6-3-0	0-0-0		HOME		6-2-0		1-1-0		5-1-0
6-12-0		1-6-0	1-2-0		AWAY		1-3-0		3-1-0		0-0-0
0-0-0		0-0-0	0-0-0		NEUTRAL		0-0-0		0-0-0		0-0-0
19-10-0		5-5-0	0-1-0		NON-CONFERENCE		5-1-0		4-2-0		5-1-0
15-4-0		4-2-0	0-0-0		HOME		5-0-0		1-1-0		5-1-0
4-6-0		1-3-0	0-0-		AWAY		0-1-0		3-1-0		0-0-0
0-0-0		0-0-0	0-0-0		NEUTRAL		0-0-0		0-0-0		0-0-0
5-9-0		2-4-0	1-1-0		CONFERENCE		2-4-0		0-0-0		0-0-0
3-3-0		2-1-0	0-0-0		HOME		1-2-0		0-0-0		0-0-0
2-6-0		0-3-0	1-1-0		AWAY		1-2-0		0-0-0		0-0-0
0-0-0		0-0-0	0-0-0		NEUTRAL		0-0-0		0-0-0		0-0-0
RPI S	Opponent	Score		RPI S	Opponent	Score		RPI S	Opponent	Score	
8 H	Arkansas	7	6	31 A	Texas St.	6	7	59 H	Xavier	6	5
8 H	Arkansas	4	11	33 A	Baylor	5	6	59 H	Xavier	6	5
11 A	Stanford	1	8	33 A	Baylor	8	6	59 H	Xavier	6	5
11 A	Stanford	0	9					71 H	Kansas St.	10	2
11 A	Stanford	2	4					71 H	Kansas St.	4	6
11 A	Stanford	4	0					71 H	Kansas St.	0	2
13 H	Texas A&M	6	9					76 A	TCU	13	1
17 H	Texas Tech	4	3					76 A	TCU	2	3
17 H	Texas Tech	4	3					76 A	TCU	8	12
17 H	Texas Tech	0	3					78 H	Sam Houston St.	10	3
20 H	LSU	7	6					88 A	Incarname Word	2	3
20 H	LSU	8	1					97 H	UTRGV	4	3
20 H	LSU	8	4								
21 A	Oklahoma St.	0	15								
21 A	Oklahoma St.	2	10								
21 A	Oklahoma St.	10	11								
LAST 10 GAMES											
187 H	Purdue	0	4	198 H	Lamar University	7	2				
31 A	Texas St.	6	7	71 H	Kansas St.	0	2				
21 A	Oklahoma St.	10	11	71 H	Kansas St.	10	2				
21 A	Oklahoma St.	2	10	71 H	Kansas St.	4	6				
21 A	Oklahoma St.	0	15	137 H	Rice	3	1				

Non-Div. I Games:

Texas

Average RPI Win: 129		WON-LOST RECORD	WINNING PCT. RANK	LAST 10 GAMES	STRENGTH OF SCHEDULE	OPP. STRENGTH OF SCHEDULE	TEAM RPI	ADJ RPI	CONF. RPI	ADJ CONF. RPI						
Average RPI Loss: 87																
DIV. I ONLY		26-10-0	.72222	22	5-5-0	132	89	43	.56396	43	8	8				
DIV. I NON-CONF.		16-5-0	.7619	24	2-2-0	220	103	50	.56134	50	10	10				
<hr/>																
TOTALS		RPI 1-25		RPI 26-50		W-L RECORDS		RPI 51-100		RPI 101-150		RPI 150+				
26-10-0		0-0-0		1-1-0		OVERALL		11-7-0		7-1-0		7-1-0				
15-3-0		0-0-0		1-0-0		HOME		6-3-0		6-0-0		2-0-0				
7-5-0		0-0-0		0-0-0		AWAY		3-3-0		0-1-0		4-1-0				
4-2-0		0-0-0		0-1-0		NEUTRAL		2-1-0		1-0-0		1-0-0				
16-5-0		0-0-0		1-1-0		NON-CONFERENCE		4-2-0		4-1-0		7-1-0				
6-0-0		0-0-0		1-0-0		HOME		0-0-0		3-0-0		2-0-0				
6-3-0		0-0-0		0-0-		AWAY		2-1-0		0-1-0		4-1-0				
4-2-0		0-0-0		0-1-0		NEUTRAL		2-1-0		1-0-0		1-0-0				
10-5-0		0-0-0		0-0-0		CONFERENCE		7-5-0		3-0-0		0-0-0				
9-3-0		0-0-0		0-0-0		HOME		6-3-0		3-0-0		0-0-0				
1-2-0		0-0-0		0-0-0		AWAY		1-2-0		0-0-0		0-0-0				
0-0-0		0-0-0		0-0-0		NEUTRAL		0-0-0		0-0-0		0-0-0				
RPI	S	Opponent	Score	RPI	S	Opponent	Score	RPI	S	Opponent	Score					
				32	H	Oregon	7 3	57	H	Pepperdine	4 2	125	A	Utah	6 8	
				47	N	California	6 10	57	H	Pepperdine	0 7	130	H	Portland	11 1	
								57	H	Pepperdine	13 7	130	H	Portland	3 1	
								62	A	Washington	7 3	130	H	Portland	10 1	
								62	A	Washington	4 0	133	H	Milwaukee	11 8	
								62	A	Washington	0 1	133	H	Milwaukee	14 6	
								66	H	Gonzaga	7 4	133	H	Milwaukee	5 3	
								66	H	Gonzaga	2 4	138	N	Ohio St.	5 1	
								66	H	Gonzaga	2 4	155	A	A&M-Corpus Christi	6 2	
								74	H	Saint Mary's (CA)	5 3	198	A	Lamar University	4 0	
								74	H	Saint Mary's (CA)	11 0	198	A	Lamar University	4 2	
								74	H	Saint Mary's (CA)	10 6	198	A	Lamar University	1 3	
								77	A	San Diego	17 4	204	N	Oral Roberts	8 3	
								77	A	San Diego	5 6	275	A	Utah Valley	14 13	
								77	A	San Diego	5 15	275	H	Utah Valley	5 1	
								94	N	Northwestern	2 3	289	H	Niagara	11 5	
								94	N	Northwestern	4 3					
								94	N	Northwestern	11 2					
LAST 10 GAMES																
				289	H	Niagara	11 5	62	A	Washington	0 1					
				133	H	Milwaukee	14 6	57	H	Pepperdine	0 7					
				94	N	Northwestern	11 2	57	H	Pepperdine	4 2					
				62	A	Washington	4 0	57	H	Pepperdine	13 7					
				62	A	Washington	7 3	77	A	San Diego	17 4					

Non-Div. I Games:

BYU

Average RPI Win: 134		WON-LOST	WINNING	LAST 10	STRENGTH OF	OPP. STRENGTH	TEAM	ADJ	CONF.	ADJ CONF.		
Average RPI Loss: 63		RECORD	PCT. RANK	GAMES	SCHEDULE	OF SCHEDULE	RPI	RPI	RPI	RPI		
DIV. I ONLY		25-16-0	.60976	68	9-1-0	25	75	44	.56258	44	3	3
DIV. I NON-CONF.		14-6-0	.7	48	3-0-0	53	197	53	.55723	53	4	4
TOTALS		RPI 1-25	RPI 26-50		W-L RECORDS	RPI 51-100		RPI 101-150		RPI 150+		
25-16-0	2-7-0	5-1-0		OVERALL	5-5-0		0-0-0		13-3-0			
16-10-0	2-3-0	2-1-0		HOME	3-4-0		0-0-0		9-2-0			
7-5-0	0-4-0	3-0-0		AWAY	2-1-0		0-0-0		2-0-0			
2-1-0	0-0-0	0-0-0		NEUTRAL	0-0-0		0-0-0		2-1-0			
14-6-0	2-1-0	0-0-0		NON-CONFERENCE	2-2-0		0-0-0		10-3-0			
10-4-0	2-0-0	0-0-0		HOME	2-2-0		0-0-0		6-2-0			
2-1-0	0-1-0	0-0-		AWAY	0-0-0		0-0-0		2-0-0			
2-1-0	0-0-0	0-0-0		NEUTRAL	0-0-0		0-0-0		2-1-0			
11-10-0	0-6-0	5-1-0		CONFERENCE	3-3-0		0-0-0		3-0-0			
6-6-0	0-3-0	2-1-0		HOME	1-2-0		0-0-0		3-0-0			
5-4-0	0-3-0	3-0-0		AWAY	2-1-0		0-0-0		0-0-0			
0-0-0	0-0-0	0-0-0		NEUTRAL	0-0-0		0-0-0		0-0-0			
RPI	S	Opponent	Score	RPI	S	Opponent	Score	RPI	S	Opponent	Score	
3	H	Louisville	3 8	36	A	Clemson	5 3	67	H	Wake Forest	16 2	
3	H	Louisville	1 2	36	A	Clemson	9 8	67	H	Wake Forest	4 5	
3	H	Louisville	6 8	36	A	Clemson	9 8	67	H	Wake Forest	8 9	
7	A	East Carolina	1 6	45	H	Virginia Tech	2 6	70	H	Campbell	6 12	
7	H	East Carolina	7 2	45	H	Virginia Tech	4 0	86	A	Virginia	8 6	
17	H	Texas Tech	13 6	45	H	Virginia Tech	9 5	86	A	Virginia	2 1	
18	A	North Carolina	6 16					86	A	Virginia	3 11	
18	A	North Carolina	7 8					94	H	Northwestern	23 8	
18	A	North Carolina	0 1					94	H	Northwestern	5 4	
								94	H	Northwestern	3 5	
											</	

Non-Div. I Games:

Duke



Average RPI Win: 138		WON-LOST	WINNING	LAST 10	STRENGTH OF	OPP. STRENGTH	TEAM	ADJ	CONF.	ADJ CONF.		
Average RPI Loss: 54		RECORD	PCT. RANK	GAMES	SCHEDULE	OF SCHEDULE	RPI	RPI	RPI	RPI		
DIV. I ONLY		24-18-0	.57143	101	6-4-0	22	96	45	.56221	45	3	3
DIV. I NON-CONF.		17-4-0	.80952	13	4-0-0	26	230	12	.60206	12	4	4
TOTALS		RPI 1-25	RPI 26-50		W-L RECORDS	RPI 51-100		RPI 101-150		RPI 150+		
24-18-0	2-4-0		1-5-0		OVERALL	6-8-0		2-0-0		13-1-0		
12-10-0	2-4-0		0-3-0		HOME	3-3-0		1-0-0		6-0-0		
10-8-0	0-0-0		1-2-0		AWAY	2-5-0		1-0-0		6-1-0		
2-0-0	0-0-0		0-0-0		NEUTRAL	1-0-0		0-0-0		1-0-0		
17-4-0	0-0-0		0-0-0		NON-CONFERENCE	4-4-0		2-0-0		11-0-0		
10-3-0	0-0-0		0-0-0		HOME	3-3-0		1-0-0		6-0-0		
5-1-0	0-0-0		0-0-0		AWAY	0-1-0		1-0-0		4-0-0		
2-0-0	0-0-0		0-0-0		NEUTRAL	1-0-0		0-0-0		1-0-0		
7-14-0	2-4-0		1-5-0		CONFERENCE	2-4-0		0-0-0		2-1-0		
2-7-0	2-4-0		0-3-0		HOME	0-0-0		0-0-0		0-0-0		
5-7-0	0-0-0		1-2-0		AWAY	2-4-0		0-0-0		2-1-0		
0-0-0	0-0-0		0-0-0		NEUTRAL	0-0-0		0-0-0		0-0-0		
RPI S Opponent	Score	RPI S Opponent	Score	RPI S Opponent	Score	RPI S Opponent	Score	RPI S Opponent	Score			
10 H Georgia Tech	3 4	36 H Clemson	4 6	56 A Florida St.	2 5	114 A ETSU	4 2					
10 H Georgia Tech	3 2	36 H Clemson	1 14	56 A Florida St.	6 0	114 H ETSU	9 3					
10 H Georgia Tech	5 7	36 H Clemson	9 12	56 A Florida St.	8 9	152 H Richmond	8 6					
18 H North Carolina	5 7	44 A Duke	0 4	61 H Bryant	2 4	152 H Richmond	10 1					
18 H North Carolina	4 1	44 A Duke	6 2	61 H Bryant	4 6	153 H High Point	16 1					
18 H North Carolina	2 5	44 A Duke	5 9	61 H Bryant	2 1	157 A Radford	8 6					
				65 A Liberty	3 4	157 H Radford	8 7					
				65 H Liberty	1 6	179 A Marshall	11 3					
				67 A Wake Forest	7 8	179 H Marshall	7 0					
				67 A Wake Forest	3 8	219 A Pittsburgh	0 1					
				67 A Wake Forest	10 9	219 A Pittsburgh	16 1					
				78 N Sam Houston St.	3 2	219 A Pittsburgh	11 4					
				91 H UNC Greensboro	12 4	225 A Stetson	5 0					
				91 H UNC Greensboro	2 1	249 N Manhattan	15 3					
						260 A VMI	13 1					
						260 H VMI	10 9					
LAST 10 GAMES				61 H Bryant	2 4							
10 H Georgia Tech	5 7	61 H Bryant	2 1									
67 A Wake Forest	7 8	157 A Radford	8 6									
67 A Wake Forest	3 8	260 H VMI	10 9									
56 A Florida St.	2 5	10 H Georgia Tech	3 4									
56 A Florida St.	6 0											

Non-Div. I Games:

Virginia Tech

Average RPI Win: 145		WON-LOST	WINNING	LAST 10	STRENGTH OF		OPP. STRENGTH	TEAM	ADJ	CONF.	ADJ CONF.
Average RPI Loss: 16		RECORD	PCT. RANK	GAMES	SCHEDULE		OF SCHEDULE	RPI	RPI	RPI	RPI
DIV. I ONLY		21-20-0	.5122	140	4-6-0		10	21	46	.56193	46
DIV. I NON-CONF.		17-6-0	.73913	33	2-1-0		76	124	28	.58113	28
TOTALS		RPI 1-25	RPI 26-50		W-L RECORDS		RPI 51-100		RPI 101-150		RPI 150+
21-20-0		1-16-0	3-3-0		OVERALL		1-1-0		4-0-0		12-0-0
13-10-0		1-9-0	0-0-0		HOME		1-1-0		1-0-0		10-0-0
8-10-0		0-7-0	3-3-0		AWAY		0-0-0		3-0-0		2-0-0
0-0-0		0-0-0	0-0-0		NEUTRAL		0-0-0		0-0-0		0-0-0
17-6-0		0-5-0	0-0-0		NON-CONFERENCE		1-1-0		4-0-0		12-0-0
12-2-0		0-1-0	0-0-0		HOME		1-1-0		1-0-0		10-0-0
5-4-0		0-4-0	0-0-0		AWAY		0-0-0		3-0-0		2-0-0
0-0-0		0-0-0	0-0-0		NEUTRAL		0-0-0		0-0-0		0-0-0
4-14-0		1-11-0	3-3-0		CONFERENCE		0-0-0		0-0-0		0-0-0
1-8-0		1-8-0	0-0-0		HOME		0-0-0		0-0-0		0-0-0
3-6-0		0-3-0	3-3-0		AWAY		0-0-0		0-0-0		0-0-0
0-0-0		0-0-0	0-0-0		NEUTRAL		0-0-0		0-0-0		0-0-0
RPI S	Opponent	Score		RPI S	Opponent	Score		RPI S	Opponent	Score	
3 A	Louisville	3	8	26 A	Missouri	4	2	59 H	Xavier	16	3
3 H	Louisville	6	18	26 A	Missouri	4	5	64 H	Boston College	3	12
4 H	Georgia	3	7	26 A	Missouri	2	9				
4 H	Georgia	8	10	28 A	Ole Miss	2	8				
4 H	Georgia	5	0	28 A	Ole Miss	4	1				
6 H	Tennessee	2	8	28 A	Ole Miss	4	2				
6 H	Tennessee	1	16								
6 H	Tennessee	2	4								
13 H	Texas A&M	3	9								
13 H	Texas A&M	3	5								
13 H	Texas A&M	5	17								
17 A	Texas Tech	4	19								
17 A	Texas Tech	7	10								
17 A	Texas Tech	4	7								
20 A	LSU	4	16								
20 A	LSU	1	2								
20 A	LSU	2	7								
LAST 10 GAMES											
186 A	Western Ky.	15	4	28 A	Ole Miss	4	2				
6 H	Tennessee	2	8	28 A	Ole Miss	4	1				
6 H	Tennessee	1	16	28 A	Ole Miss	2	8				
6 H	Tennessee	2	4	190 A	Lipscomb	6	2				
3 H	Louisville	6	18	26 A	Missouri	2	9				

Non-Div. I Games:

Kentucky

Average RPI Win:	121	WON-LOST RECORD	WINNING PCT. RANK	LAST 10 GAMES	STRENGTH OF SCHEDULE	OPP. STRENGTH OF SCHEDULE	TEAM RPI	ADJ RPI	CONF. RPI	ADJ CONF. RPI	
DIV. I ONLY		21-14-0	.674	7-3-0	83	5	47	.56125	47	4	4
DIV. I NON-CONF.		13-7-0	.6571	1-0-0	100	46	51	.56008	51	2	2
<hr/>											
TOTALS	RPI 1-25	RPI 26-50		W-L RECORDS	RPI 51-100		RPI 101-150		RPI 150+		
21-14-0	3-6-0	1-0-0		OVERALL	6-6-0		2-1-0		9-1-0		
11-3-0	0-0-0	0-0-0		HOME	3-3-0		2-0-0		6-0-0		
9-8-0	3-6-0	0-0-0		AWAY	3-1-0		0-1-0		3-0-0		
1-3-0	0-0-0	1-0-0		NEUTRAL	0-2-0		0-0-0		0-1-0		
<hr/>											
13-7-0	1-2-0	1-0-0		NON-CONFERENCE	3-3-0		2-1-0		6-1-0		
7-1-0	0-0-0	0-0-0		HOME	2-1-0		2-0-0		3-0-0		
5-3-0	1-2-0	0-0-		AWAY	1-0-0		0-1-0		3-0-0		
1-3-0	0-0-0	1-0-0		NEUTRAL	0-2-0		0-0-0		0-1-0		
<hr/>											
8-7-0	2-4-0	0-0-0		CONFERENCE	3-3-0		0-0-0		3-0-0		
4-2-0	0-0-0	0-0-0		HOME	1-2-0		0-0-0		3-0-0		
4-5-0	2-4-0	0-0-0		AWAY	2-1-0		0-0-0		0-0-0		
0-0-0	0-0-0	0-0-0		NEUTRAL	0-0-0		0-0-0		0-0-0		
<hr/>											
RPI S	Opponent	Score	RPI S	Opponent	Score	RPI S	Opponent	Score	RPI S	Opponent	Score
1 A	UCLA	7 8	43 N	BYU	10 6	57 N	Pepperdine	5 7	105 A	Sacramento St.	0 6
1 A	UCLA	1 6				74 A	Saint Mary's (CA)	9 3	105 H	Sacramento St.	12 4
1 A	UCLA	4 1				74 H	Saint Mary's (CA)	3 10	140 H	San Jose St.	13 0
5 A	Oregon St.	5 10				74 H	Saint Mary's (CA)	13 1	151 A	Cal Poly	5 3
5 A	Oregon St.	2 3				92 A	Arizona	10 7	151 A	Cal Poly	10 2
5 A	Oregon St.	3 2				92 A	Arizona	7 3	151 A	Cal Poly	5 4
20 A	LSU	4 5				92 A	Arizona	2 4	201 H	Washington St.	6 0
20 A	LSU	5 2				93 H	Southern California	9 8	201 H	Washington St.	6 1
20 A	LSU	3 4				93 H	Southern California	0 1	201 H	Washington St.	9 5
						93 H	Southern California	4 9	217 H	Long Beach St.	13 5
						94 N	Northwestern	5 9	217 H	Long Beach St.	10 5
						96 H	San Francisco	10 7	217 H	Long Beach St.	7 1
									235 N	CSU Bakersfield	3 4
<hr/>											
LAST 10 GAMES											
20 A	LSU	4 5	1 A	UCLA	7 8						
20 A	LSU	5 2	92 A	Arizona	2 4						
105 H	Sacramento St.	12 4	92 A	Arizona	7 3						
1 A	UCLA	1 6	92 A	Arizona	10 7						
1 A	UCLA	4 1	201 H	Washington St.	9 5						

**Non-Div. I Games:**

California

Average RPI Win:	90	WON-LOST	WINNING	LAST 10	STRENGTH OF	OPP. STRENGTH	TEAM	ADJ	CONF.	ADJ CONF.					
Average RPI Loss:	80	RECORD	PCT. RANK	GAMES	SCHEDULE	OF SCHEDULE	RPI	RPI	RPI	RPI					
DIV. I ONLY		19-18-0	.51351	136	2-8-0	18	65	48	.56113	48	6	6			
DIV. I NON-CONF.		13-15-0	.46429	164	1-6-0	60	23	83	.53595	83	6	6			
<hr/>															
TOTALS	RPI 1-25	RPI 26-50		W-L RECORDS		RPI 51-100		RPI 101-150		RPI 150+					
19-18-0	2-6-0	3-3-0		OVERALL		8-3-0		2-2-0		4-4-0					
9-6-0	2-2-0	3-3-0		HOME		2-1-0		0-0-0		2-0-0					
8-12-0	0-4-0	0-0-0		AWAY		4-2-0		2-2-0		2-4-0					
2-0-0	0-0-0	0-0-0		NEUTRAL		2-0-0		0-0-0		0-0-0					
13-15-0	2-6-0	0-0-0		NON-CONFERENCE		5-3-0		2-2-0		4-4-0					
6-3-0	2-2-0	0-0-0		HOME		2-1-0		0-0-0		2-0-0					
5-12-0	0-4-0	0-0-		AWAY		1-2-0		2-2-0		2-4-0					
2-0-0	0-0-0	0-0-0		NEUTRAL		2-0-0		0-0-0		0-0-0					
6-3-0	0-0-0	3-3-0		CONFERENCE		3-0-0		0-0-0		0-0-0					
3-3-0	0-0-0	3-3-0		HOME		0-0-0		0-0-0		0-0-0					
3-0-0	0-0-0	0-0-0		AWAY		3-0-0		0-0-0		0-0-0					
0-0-0	0-0-0	0-0-0		NEUTRAL		0-0-0		0-0-0		0-0-0					
<hr/>															
RPI S	Opponent	Score		RPI S	Opponent	Score		RPI S	Opponent	Score					
2 A	Vanderbilt	4	5	29 H	DBU	11	5	59 A	Xavier	8	11	103 A	Little Rock	10	5
15 H	Creighton	11	0	29 H	DBU	8	3	59 A	Xavier	10	2	103 A	Little Rock	3	1
15 H	Creighton	7	1	29 H	DBU	3	4	59 A	Xavier	2	5	103 A	Little Rock	5	7
15 H	Creighton	4	10	40 H	Indiana St.	4	6	64 N	Boston College	4	3	146 A	Austin Peay	2	10
24 A	Indiana	1	5	40 H	Indiana St.	2	8	64 N	Boston College	4	0	185 A	Eastern Ky.	0	2
24 A	Indiana	5	6	40 H	Indiana St.	6	2	69 H	Iowa	6	0	189 A	Mercer	4	5
24 A	Indiana	3	9					69 H	Iowa	3	1	189 A	Mercer	7	2
24 H	Indiana	0	5					69 H	Iowa	7	18	189 A	Mercer	6	7
								79 A	Bradley	6	4	191 A	Murray St.	16	12
								79 A	Bradley	1	0	213 A	UT Martin	4	8
								79 A	Bradley	4	2	213 H	UT Martin	6	3
												227 H	SIUE	9	5
<hr/>															
LAST 10 GAMES															
29 H DBU				3	4	40 H Indiana St.				6	2				
29 H DBU				11	5	40 H Indiana St.				2	8				
24 A Indiana				3	9	191 A Murray St.				16	12				
213 A UT Martin				4	8	24 A Indiana				5	6				
40 H Indiana St.				4	6	24 A Indiana				1	5				

**Non-Div. I Games:**

Evansville





Average RPI Win:	103	WON-LOST RECORD		WINNING PCT. RANK		LAST 10 GAMES		STRENGTH OF SCHEDULE		OPP. STRENGTH OF SCHEDULE		TEAM RPI		ADJ RPI		CONF. RPI		ADJ CONF. RPI									
Average RPI Loss:	76																										
DIV. I ONLY		24-17-1		.58333	94	4-6-0		39		41		51		.55786	51	9		9									
DIV. I NON-CONF.		15-9-1		.62	90	1-2-0		7		24		23		.5858	23	8		8									
<hr/>																											
TOTALS		RPI 1-25		RPI 26-50		W-L RECORDS		RPI 51-100		RPI 101-150		RPI 150+															
24-17-1		4-4-1		0-1-0		OVERALL		10-8-0		6-3-0		4-1-0															
16-7-0		3-1-0		0-0-0		HOME		7-5-0		3-1-0		3-0-0															
7-9-0		1-3-0		0-1-0		AWAY		2-2-0		3-2-0		1-1-0															
1-1-1		0-0-1		0-0-0		NEUTRAL		1-1-0		0-0-0		0-0-0															
15-9-1		4-4-1		0-1-0		NON-CONFERENCE		6-3-0		1-0-0		4-1-0															
12-2-0		3-1-0		0-0-0		HOME		5-1-0		1-0-0		3-0-0															
2-6-0		1-3-0		0-0-0		AWAY		0-1-0		0-0-0		1-1-0															
1-1-1		0-0-1		0-0-0		NEUTRAL		1-1-0		0-0-0		0-0-0															
9-8-0		0-0-0		0-0-0		CONFERENCE		4-5-0		5-3-0		0-0-0															
4-5-0		0-0-0		0-0-0		HOME		2-4-0		2-1-0		0-0-0															
5-3-0		0-0-0		0-0-0		AWAY		2-1-0		3-2-0		0-0-0															
0-0-0		0-0-0		0-0-0		NEUTRAL		0-0-0		0-0-0		0-0-0															
RPI	S	Opponent		Score		RPI	S	Opponent		Score		RPI	S	Opponent		Score		RPI	S	Opponent		Score					
5	N	Oregon St.		4	4	36	A	Clemson		5	8	58	H	Ga. Southern		9	7	103	A	Little Rock		5	8				
18	A	North Carolina		1	6							58	H	Ga. Southern		12	13	103	A	Little Rock		0	14				
22	H	UConn		10	7							58	H	Ga. Southern		2	9	124	H	Troy		4	2				
23	A	Illinois		2	4							62	N	Washington		5	2	124	H	Troy		8	10				
23	A	Illinois		1	4							67	H	Wake Forest		10	9	124	H	Troy		9	7				
23	H	Illinois		11	3							67	H	Wake Forest		14	8	147	A	La.-Monroe		14	2				
24	H	Indiana		6	5							70	H	Campbell		11	2	147	A	La.-Monroe		15	7				
25	A	NC State		7	6							72	A	Col. of Charleston		5	8	147	A	La.-Monroe		13	3				
25	H	NC State		6	7							72	H	Col. of Charleston		6	13	150	H	Kent St.		8	2				
												73	H	VCU		10	8	181	H	Michigan St.		13	0				
												77	N	San Diego		5	8	181	H	Michigan St.		12	5				
												83	H	Maryland		7	2	205	A	UNCW		10	5				
												98	H	Arkansas St.		3	7	205	A	UNCW		4	5				
												98	H	Arkansas St.		2	4	205	H	UNCW		9	2				
												98	H	Arkansas St.		6	0										
												100	A	South Alabama		4	8										
												100	A	South Alabama		9	4										
												100	A	South Alabama		14	5										
LAST 10 GAMES																											
103 A Little Rock						0	14	18 A North Carolina						1	6												
103 A Little Rock						5	8	58 H Ga. Southern						12	13												
98 H Arkansas St.						3	7	58 H Ga. Southern						9	7												
98 H Arkansas St.						6	0	58 H Ga. Southern						2	9												
181 H Michigan St.						12	5	72 H Col. of Charleston						6	13												

Non-Div. I Games:

Coastal Caro.

Average RPI Win: 154		WON-LOST	WINNING	LAST 10	STRENGTH OF		OPP. STRENGTH	TEAM	ADJ	CONF.	ADJ CONF.
Average RPI Loss: 76		RECORD	PCT. RANK	GAMES	SCHEDULE		OF SCHEDULE	RPI	RPI	RPI	RPI
DIV. I ONLY		28-12-0	.7	27	7-3-0		117	61	52	.55778	52
DIV. I NON-CONF.		14-8-0	.63636	76	2-0-0		77	53	68	.54517	68
TOTALS		RPI 1-25	RPI 26-50		W-L RECORDS		RPI 51-100		RPI 101-150		RPI 150+
28-12-0		1-5-0	2-2-0		OVERALL		1-0-0		9-2-0		15-3-0
18-7-0		0-4-0	1-2-0		HOME		0-0-0		9-0-0		8-1-0
10-5-0		1-1-0	1-0-0		AWAY		1-0-0		0-2-0		7-2-0
0-0-0		0-0-0	0-0-0		NEUTRAL		0-0-0		0-0-0		0-0-0
14-8-0		1-5-0	1-0-0		NON-CONFERENCE		1-0-0		3-2-0		8-1-0
11-5-0		0-4-0	0-0-0		HOME		0-0-0		3-0-0		8-1-0
3-3-0		1-1-0	1-0-		AWAY		1-0-0		0-2-0		0-0-0
0-0-0		0-0-0	0-0-0		NEUTRAL		0-0-0		0-0-0		0-0-0
14-4-0		0-0-0	1-2-0		CONFERENCE		0-0-0		6-0-0		7-2-0
7-2-0		0-0-0	1-2-0		HOME		0-0-0		6-0-0		0-0-0
7-2-0		0-0-0	0-0-0		AWAY		0-0-0		0-0-0		7-2-0
0-0-0		0-0-0	0-0-0		NEUTRAL		0-0-0		0-0-0		0-0-0
RPI S	Opponent	Score	RPI S	Opponent	Score	RPI S	Opponent	Score	RPI S	Opponent	Score
14 A	Miami (FL)	4 11	27 A	Florida	13 11	75 A	UCF	5 3	106 A	North Florida	5 7
14 A	Miami (FL)	6 4	38 H	Louisiana Tech	11 3				106 A	North Florida	8 9
14 H	Miami (FL)	6 16	38 H	Louisiana Tech	3 5				111 H	Cincinnati	9 0
23 H	Illinois	10 11	38 H	Louisiana Tech	1 2				111 H	Cincinnati	8 7
23 H	Illinois	6 7							111 H	Cincinnati	5 3
23 H	Illinois	3 5							137 H	Rice	4 2
									137 H	Rice	12 4
									137 H	Rice	12 7
									139 H	FIU	4 3
									139 H	FIU	1 0
									139 H	FIU	7 1
									166 A	UAB	9 6
									166 A	UAB	6 2
									166 A	UAB	5 6
									171 H	Northeastern	2 1
									171 H	Northeastern	9 6
									171 H	Northeastern	7 4
									174 H	Appalachian St.	3 6
									186 A	Western Ky.	6 4
									186 A	Western Ky.	8 5
									186 A	Western Ky.	4 11
									203 A	Charlotte	8 4
									203 A	Charlotte	12 5
									203 A	Charlotte	10 6
									214 H	Quinnipiac	7 4
									214 H	Quinnipiac	7 0
									246 H	Monmouth	9 4
LAST 10 GAMES											
			27 A	Florida	13 11				38 H	Louisiana Tech	11 3
			186 A	Western Ky.	6 4				38 H	Louisiana Tech	1 2
			186 A	Western Ky.	4 11				38 H	Louisiana Tech	3 5
			186 A	Western Ky.	8 5				203 A	Charlotte	12 5
			75 A	UCF	5 3				203 A	Charlotte	10 6

Non-Div. I Games:

Fla. Atlantic



RPI	S	Opponent	Score	
246	H	Monmouth	11	4
246	H	Monmouth	8	5

Fla. Atlantic

F  
l  
a  
.  
A  
t  
l  
a  
n  
t  
i  
c

F  
l  
a  
.  
A  
t  
l  
a  
n  
t  
i  
c

Average RPI Win:	149	WON-LOST	WINNING	LAST 10	STRENGTH OF	OPP. STRENGTH	TEAM	ADJ	CONF.	ADJ CONF.		
Average RPI Loss:	94	RECORD	PCT. RANK	GAMES	SCHEDULE	OF SCHEDULE	RPI	RPI	RPI	RPI		
DIV. I ONLY		26-13-0	.66667	41	6-4-0	103	99	53	.55689	53	11	11
DIV. I NON-CONF.		12-9-0	.57143	112	2-2-0	125	77	120	.51853	120	12	12
<hr/>												
TOTALS	RPI 1-25	RPI 26-50		W-L RECORDS		RPI 51-100		RPI 101-150		RPI 150+		
26-13-0	1-2-0	3-1-0		OVERALL		0-4-0		7-5-0		15-1-0		
18-4-0	0-0-0	0-0-0		HOME		0-3-0		5-0-0		13-1-0		
7-8-0	1-2-0	3-0-0		AWAY		0-1-0		2-5-0		1-0-0		
1-1-0	0-0-0	0-1-0		NEUTRAL		0-0-0		0-0-0		1-0-0		
12-9-0	1-2-0	0-1-0		NON-CONFERENCE		0-4-0		2-1-0		9-1-0		
9-4-0	0-0-0	0-0-0		HOME		0-3-0		2-0-0		7-1-0		
2-4-0	1-2-0	0-0-		AWAY		0-1-0		0-1-0		1-0-0		
1-1-0	0-0-0	0-1-0		NEUTRAL		0-0-0		0-0-0		1-0-0		
14-4-0	0-0-0	3-0-0		CONFERENCE		0-0-0		5-4-0		6-0-0		
9-0-0	0-0-0	0-0-0		HOME		0-0-0		3-0-0		6-0-0		
5-4-0	0-0-0	3-0-0		AWAY		0-0-0		2-4-0		0-0-0		
0-0-0	0-0-0	0-0-0		NEUTRAL		0-0-0		0-0-0		0-0-0		
RPI	S	Opponent	Score	RPI	S	Opponent	Score	RPI	S	Opponent	Score	
12	A	Mississippi St.	1 0	28	N	Ole Miss	2 11	66	H	Gonzaga	2 4	
12	A	Mississippi St.	3 4	38	A	Louisiana Tech	10 5	66	H	Gonzaga	8 10	
12	A	Mississippi St.	1 8	38	A	Louisiana Tech	12 9	100	A	South Alabama	1 4	
				38	A	Louisiana Tech	5 1	100	H	South Alabama	6 15	
										Louisiana	5 6	
										Louisiana	7 6	
										Old Dominion	9 0	
										Old Dominion	14 4	
										Old Dominion	11 0	
										UTSA	5 6	
										UTSA	14 6	
										UTSA	2 12	
										FIU	4 6	
										FIU	6 16	
										FIU	15 7	
										La.-Monroe	5 4	
										Nicholls St.	5 0	
										New Orleans	15 2	
										New Orleans	1 2	
										Marshall	4 3	
										Marshall	11 10	
										Marshall	10 3	
										Purdue	16 7	
										Purdue	7 6	
										Purdue	4 2	
										Holy Cross	4 0	
										Holy Cross	5 3	
										Holy Cross	4 1	
										Charlotte	14 3	
										Charlotte	7 1	
										Charlotte	8 6	
										Charlotte	8 6	
LAST 10 GAMES												
				179	H	Marshall	4 3	203	H	Charlotte	14 3	
				169	A	New Orleans	15 2	100	A	South Alabama	1 4	
				121	H	Louisiana	7 6	139	A	FIU	15 7	
				203	H	Charlotte	8 6	139	A	FIU	6 16	
				203	H	Charlotte	7 1	139	A	FIU	4 6	
								194	H	Holy Cross	4 0	
								194	H	Holy Cross	5 3	
								194	H	Holy Cross	4 1	
								203	H	Charlotte	14 3	
								203	H	Charlotte	7 1	
								203	H	Charlotte	8 6	

Non-Div. I Games:

Southern Miss.

RPI	S	Opponent	Score	
212	H	Southern U.	8	3

Southern Miss.

S  
o  
u  
t  
h  
e  
r  
n  
M  
i  
s  
s  
.

S  
o  
u  
t  
h  
e  
r  
n  
M  
i  
s  
s  
.

Average RPI Win:		142	WON-LOST RECORD		WINNING PCT. RANK		LAST 10 GAMES		STRENGTH OF SCHEDULE		OPP. STRENGTH OF SCHEDULE		TEAM RPI		ADJ RPI		CONF. RPI		ADJ CONF. RPI				
DIV. I ONLY			24-17-0		.58537 89		6-4-0		38		19		54		.55439 54		1		1				
DIV. I NON-CONF.			19-4-0		.82609 12		3-0-0		199		146		54		.55698 54		1		1				
TOTALS		RPI 1-25		RPI 26-50		W-L RECORDS		RPI 51-100		RPI 101-150		RPI 150+											
24-17-0		5-9-0		4-5-0		OVERALL		2-1-0		0-1-0		13-1-0											
15-10-0		2-7-0		1-0-0		HOME		2-1-0		0-1-0		10-1-0											
6-6-0		1-2-0		3-4-0		AWAY		0-0-0		0-0-0		2-0-0											
3-1-0		2-0-0		0-1-0		NEUTRAL		0-0-0		0-0-0		1-0-0											
19-4-0		2-0-0		2-1-0		NON-CONFERENCE		2-1-0		0-1-0		13-1-0											
13-3-0		0-0-0		1-0-0		HOME		2-1-0		0-1-0		10-1-0											
3-0-0		0-0-0		1-0-		AWAY		0-0-0		0-0-0		2-0-0											
3-1-0		2-0-0		0-1-0		NEUTRAL		0-0-0		0-0-0		1-0-0											
5-13-0		3-9-0		2-4-0		CONFERENCE		0-0-0		0-0-0		0-0-0											
2-7-0		2-7-0		0-0-0		HOME		0-0-0		0-0-0		0-0-0											
3-6-0		1-2-0		2-4-0		AWAY		0-0-0		0-0-0		0-0-0											
0-0-0		0-0-0		0-0-0		NEUTRAL		0-0-0		0-0-0		0-0-0											
RPI	S	Opponent		Score		RPI	S	Opponent		Score		RPI	S	Opponent		Score		RPI	S	Opponent		Score	
4	H	Georgia		1 6		27	A	Florida		5 9		65	H	Liberty		5 6		141	H	Gardner-Webb		2 10	
4	H	Georgia		7 8		27	A	Florida		4 6		65	H	Liberty		3 2		156	H	Winthrop		8 6	
4	H	Georgia		2 4		27	A	Florida		6 3		65	H	Liberty		13 7		161	A	Furman		12 7	
6	A	Tennessee		5 15		36	A	Clemson		5 4								172	H	N.C. A&T		0 2	
6	A	Tennessee		3 2		36	H	Clemson		14 3								174	H	Appalachian St.		3 1	
6	A	Tennessee		3 6		36	N	Clemson		5 11								203	H	Charlotte		5 4	
13	H	Texas A&M		3 6		50	A	Alabama		5 4								240	H	Valparaiso		9 2	
13	H	Texas A&M		2 8		50	A	Alabama		1 4								240	H	Valparaiso		12 6	
13	H	Texas A&M		3 2		50	A	Alabama		0 9								240	H	Valparaiso		3 2	
16	H	Auburn		5 7														263	N	Charleston So.		10 3	
16	H	Auburn		4 0														275	H	Utah Valley		15 3	
16	H	Auburn		2 4														275	H	Utah Valley		10 3	
18	N	North Carolina		5 2														275	H	Utah Valley		6 5	
25	N	NC State		10 8														276	A	The Citadel		10 9	
																		276	H	The Citadel		9 0	
LAST 10 GAMES																							
						50	A	Alabama		1 4		13	H	Texas A&M		2 8							
						50	A	Alabama		0 9		18	N	North Carolina		5 2							
						263	N	Charleston So.		10 3		27	A	Florida		4 6							
						13	H	Texas A&M		3 6		27	A	Florida		6 3							
						13	H	Texas A&M		3 2		27	A	Florida		5 9							

Non-Div. I Games:

South Carolina

Average RPI Win:		140	WON-LOST RECORD		WINNING PCT. RANK	LAST 10 GAMES		STRENGTH OF SCHEDULE		OPP. STRENGTH OF SCHEDULE	TEAM RPI	ADJ RPI	CONF. RPI	ADJ CONF. RPI			
Average RPI Loss:		95															
DIV. I ONLY			28-14-0		.66667	41	9-1-0		131	68	55	.55331	55	9	9		
DIV. I NON-CONF.			14-10-0		.58333	107	2-1-0		104	78	66	.54895	65	8	8		
TOTALS		RPI 1-25		RPI 26-50		W-L RECORDS		RPI 51-100		RPI 101-150		RPI 150+					
28-14-0		0-1-0		2-1-0		OVERALL		11-6-0		5-3-0		10-3-0					
13-7-0		0-0-0		1-0-0		HOME		6-3-0		5-3-0		1-1-0					
15-6-0		0-1-0		1-1-0		AWAY		5-2-0		0-0-0		9-2-0					
0-1-0		0-0-0		0-0-0		NEUTRAL		0-1-0		0-0-0		0-0-0					
14-10-0		0-1-0		2-1-0		NON-CONFERENCE		4-4-0		1-1-0		7-3-0					
5-3-0		0-0-0		1-0-0		HOME		2-1-0		1-1-0		1-1-0					
9-6-0		0-1-0		1-0-		AWAY		2-2-0		0-0-0		6-2-0					
0-1-0		0-0-0		0-0-0		NEUTRAL		0-1-0		0-0-0		0-0-0					
14-4-0		0-0-0		0-0-0		CONFERENCE		7-2-0		4-2-0		3-0-0					
8-4-0		0-0-0		0-0-0		HOME		4-2-0		4-2-0		0-0-0					
6-0-0		0-0-0		0-0-0		AWAY		3-0-0		0-0-0		3-0-0					
0-0-0		0-0-0		0-0-0		NEUTRAL		0-0-0		0-0-0		0-0-0					
RPI	S	Opponent		Score		RPI	S	Opponent		Score		RPI	S	Opponent		Score	
13	A	Texas A&M		5	10	29	A	DBU		9	0	58	H	Ga. Southern		3	5
						33	H	Baylor		2	1	58	H	Ga. Southern		8	15
						39	A	Oklahoma		1	9	58	H	Ga. Southern		12	5
												76	A	TCU		2	3
												76	H	TCU		6	3
												76	N	TCU		3	5
												87	H	Wichita St.		5	2
												87	H	Wichita St.		6	8
												88	A	Incarnate Word		7	3
												88	A	Incarnate Word		3	2
												88	A	Incarnate Word		2	6
												98	A	Arkansas St.		9	3
												98	A	Arkansas St.		4	3
												98	A	Arkansas St.		5	3
												100	H	South Alabama		11	5
												100	H	South Alabama		9	7
												100	H	South Alabama		6	3

Non-Div. I Games:

UT Arlington

Average RPI Win: 141		WON-LOST	WINNING	LAST 10	STRENGTH OF		OPP. STRENGTH	TEAM	ADJ	CONF.	ADJ CONF.
Average RPI Loss: 53		RECORD	PCT. RANK	GAMES	SCHEDULE		OF SCHEDULE	RPI	RPI	RPI	RPI
DIV. I ONLY		26-14-0	.65	51	8-2-0		106	19	56	.55195	56
DIV. I NON-CONF.		14-5-0	.73684	36	2-1-0		255	76	130	.50902	130
TOTALS		RPI 1-25	RPI 26-50		W-L RECORDS		RPI 51-100		RPI 101-150		RPI 150+
26-14-0		2-4-0	5-4-0		OVERALL		3-4-0		4-2-0		12-0-0
20-6-0		0-0-0	5-2-0		HOME		1-3-0		2-1-0		12-0-0
6-7-0		2-4-0	0-1-0		AWAY		2-1-0		2-1-0		0-0-0
0-1-0		0-0-0	0-1-0		NEUTRAL		0-0-0		0-0-0		0-0-0
14-5-0		0-0-0	0-3-0		NON-CONFERENCE		0-1-0		2-1-0		12-0-0
14-3-0		0-0-0	0-1-0		HOME		0-1-0		2-1-0		12-0-0
0-1-0		0-0-0	0-0-		AWAY		0-0-0		0-0-0		0-0-0
0-1-0		0-0-0	0-1-0		NEUTRAL		0-0-0		0-0-0		0-0-0
12-9-0		2-4-0	5-1-0		CONFERENCE		3-3-0		2-1-0		0-0-0
6-3-0		0-0-0	5-1-0		HOME		1-2-0		0-0-0		0-0-0
6-6-0		2-4-0	0-0-0		AWAY		2-1-0		2-1-0		0-0-0
0-0-0		0-0-0	0-0-0		NEUTRAL		0-0-0		0-0-0		0-0-0
RPI S	Opponent	Score	RPI S	Opponent	Score	RPI S	Opponent	Score	RPI S	Opponent	Score
14 A	Miami (FL)	0 4	27 A	Florida	7 20	64 H	Boston College	0 8	106 H	North Florida	4 3
14 A	Miami (FL)	0 11	27 H	Florida	1 3	64 H	Boston College	4 3	117 H	Jacksonville	2 3
14 A	Miami (FL)	6 5	27 N	Florida	2 4	64 H	Boston College	7 10	128 A	Notre Dame	3 1
25 A	NC State	8 9	36 H	Clemson	6 2	75 H	UCF	7 9	128 A	Notre Dame	7 1
25 A	NC State	0 16	36 H	Clemson	6 4	86 A	Virginia	3 13	128 A	Notre Dame	3 12
25 A	NC State	7 5	36 H	Clemson	16 2	86 A	Virginia	5 3	139 H	FIU	9 6
			45 H	Virginia Tech	0 6	86 A	Virginia	14 2	189 H	Mercer	9 5
			45 H	Virginia Tech	5 2				189 H	Mercer	12 1
			45 H	Virginia Tech	9 8				189 H	Mercer	5 1
									208 H	Maine	9 1
									208 H	Maine	11 0
									208 H	Maine	16 3
									208 H	Maine	6 5
									225 H	Stetson	9 8
									225 H	Stetson	10 4
									281 H	Youngstown St.	24 2
									281 H	Youngstown St.	4 2
									281 H	Youngstown St.	7 4
LAST 10 GAMES											
			45 H	Virginia Tech	5 2	225 H	Stetson	9 8			
			45 H	Virginia Tech	0 6	86 A	Virginia	3 13			
			281 H	Youngstown St.	24 2	86 A	Virginia	5 3			
			208 H	Maine	6 5	86 A	Virginia	14 2			
			225 H	Stetson	10 4	36 H	Clemson	6 4			

Non-Div. I Games:

Florida St.

Average RPI Win: 143		WON-LOST	WINNING	LAST 10	STRENGTH OF		OPP. STRENGTH	TEAM	ADJ	CONF.	ADJ CONF.
Average RPI Loss: 60		RECORD	PCT. RANK	GAMES	SCHEDULE		OF SCHEDULE	RPI	RPI	RPI	RPI
DIV. I ONLY		17-16-0	.51515	134	35		67	57	.55123	57	8
DIV. I NON-CONF.		9-9-0	.5	144	4		9	46	.56599	46	10
TOTALS		RPI 1-25	RPI 26-50		W-L RECORDS		RPI 51-100		RPI 101-150		RPI 150+
17-16-0		0-7-0	2-3-0		OVERALL		7-3-0		1-2-0		7-1-0
9-4-0		0-2-0	0-0-0		HOME		3-1-0		0-0-0		6-1-0
5-11-0		0-4-0	1-3-0		AWAY		3-2-0		1-2-0		0-0-0
3-1-0		0-1-0	1-0-0		NEUTRAL		1-0-0		0-0-0		1-0-0
9-9-0		0-7-0	1-1-0		NON-CONFERENCE		3-1-0		0-0-0		5-0-0
5-2-0		0-2-0	0-0-0		HOME		1-0-0		0-0-0		4-0-0
1-6-0		0-4-0	0-0-		AWAY		1-1-0		0-0-0		0-0-0
3-1-0		0-1-0	1-0-0		NEUTRAL		1-0-0		0-0-0		1-0-0
8-7-0		0-0-0	1-2-0		CONFERENCE		4-2-0		1-2-0		2-1-0
4-2-0		0-0-0	0-0-0		HOME		2-1-0		0-0-0		2-1-0
4-5-0		0-0-0	1-2-0		AWAY		2-1-0		1-2-0		0-0-0
0-0-0		0-0-0	0-0-0		NEUTRAL		0-0-0		0-0-0		0-0-0
RPI S	Opponent	Score	RPI S	Opponent	Score	RPI S	Opponent	Score	RPI S	Opponent	Score
1 A	UCLA	2 3	41 A	Arizona St.	3 4	66 H	Gonzaga	2 3	136 A	Pacific	7 3
2 A	Vanderbilt	3 6	43 A	BYU	7 13	66 H	Gonzaga	3 1	136 A	Pacific	3 13
2 A	Vanderbilt	2 6	43 A	BYU	7 0	66 H	Gonzaga	4 2	136 A	Pacific	2 3
9 A	UC Santa Barbara	2 3	43 A	BYU	2 4	77 A	San Diego	1 5	182 H	CSUN	9 5
9 H	UC Santa Barbara	3 5	47 N	California	7 5	77 A	San Diego	8 7	228 H	UC Davis	4 0
9 H	UC Santa Barbara	2 8				77 A	San Diego	10 5	228 H	UC Davis	15 3
11 N	Stanford	1 6				81 H	Minnesota	13 12	228 H	UC Davis	1 0
						87 N	Wichita St.	13 8	235 N	CSU Bakersfield	11 0
						90 A	Cal St. Fullerton	11 4	280 H	Santa Clara	5 4
						93 A	Southern California	2 5	280 H	Santa Clara	2 5
									280 H	Santa Clara	10 1
LAST 10 GAMES											
93 A	Southern California	2 5	280 H	Santa Clara	5 4						
43 A	BYU	7 0	280 H	Santa Clara	10 1						
43 A	BYU	2 4	280 H	Santa Clara	2 5						
43 A	BYU	7 13	136 A	Pacific	3 13						
9 H	UC Santa Barbara	2 8	136 A	Pacific	2 3						

Non-Div. I Games:

Pepperdine

Average RPI Win: 130		WON-LOST RECORD		WINNING PCT. RANK		LAST 10 GAMES		STRENGTH OF SCHEDULE		OPP. STRENGTH OF SCHEDULE		TEAM RPI		ADJ RPI		CONF. RPI		ADJ CONF. RPI	
DIV. I ONLY		24-18-0		.57143 101		6-4-0		51		47		58		.55075 58		9		9	
DIV. I NON-CONF.		14-10-0		.58333 107		3-1-0		54		36		70		.54395 70		8		8	
TOTALS		RPI 1-25		RPI 26-50		W-L RECORDS		RPI 51-100		RPI 101-150		RPI 150+							
24-18-0		3-7-0		1-2-0		OVERALL		6-3-0		4-3-0		10-3-0							
13-9-0		2-4-0		1-2-0		HOME		1-1-0		3-1-0		6-1-0							
11-9-0		1-3-0		0-0-0		AWAY		5-2-0		1-2-0		4-2-0							
0-0-0		0-0-0		0-0-0		NEUTRAL		0-0-0		0-0-0		0-0-0							
14-10-0		3-7-0		0-0-0		NON-CONFERENCE		2-1-0		1-0-0		8-2-0							
10-6-0		2-4-0		0-0-0		HOME		1-1-0		1-0-0		6-1-0							
4-4-0		1-3-0		0-0-		AWAY		1-0-0		0-0-0		2-1-0							
0-0-0		0-0-0		0-0-0		NEUTRAL		0-0-0		0-0-0		0-0-0							
10-8-0		0-0-0		1-2-0		CONFERENCE		4-2-0		3-3-0		2-1-0							
3-3-0		0-0-0		1-2-0		HOME		0-0-0		2-1-0		0-0-0							
7-5-0		0-0-0		0-0-0		AWAY		4-2-0		1-2-0		2-1-0							
0-0-0		0-0-0		0-0-0		NEUTRAL		0-0-0		0-0-0		0-0-0							
RPI	S	Opponent		Score		RPI	S	Opponent		Score		RPI	S	Opponent		Score			
4	H	Georgia		2 4		31	H	Texas St.		12 0		51	A	Coastal Caro.		13 12			
4	H	Georgia		1 3		31	H	Texas St.		4 14		51	A	Coastal Caro.		9 2			
4	H	Georgia		10 7		31	H	Texas St.		2 8		51	A	Coastal Caro.		7 9			
10	A	Georgia Tech		6 7								55	A	UT Arlington		5 12			
16	A	Auburn		7 5								55	A	UT Arlington		5 3			
16	A	Auburn		3 4								55	A	UT Arlington		15 8			
16	A	Auburn		2 11								72	A	Col. of Charleston		8 0			
19	H	West Virginia		1 3								72	H	Col. of Charleston		1 5			
19	H	West Virginia		1 5								72	H	Col. of Charleston		3 1			
19	H	West Virginia		1 0															
										</									

Non-Div. I Games:

Ga. Southern



Average RPI Win: 151		WON-LOST	WINNING	LAST 10	STRENGTH OF		OPP. STRENGTH	TEAM	ADJ	CONF.	ADJ CONF.
Average RPI Loss: 79		RECORD	PCT. RANK	GAMES	SCHEDULE		OF SCHEDULE	RPI	RPI	RPI	RPI
DIV. I ONLY		17-23-0	.425	209	6-4-0		11	160	59	.54969	59
DIV. I NON-CONF.		10-22-0	.3125	235	1-3-0		2	136	73	.54072	73
TOTALS		RPI 1-25	RPI 26-50		W-L RECORDS		RPI 51-100		RPI 101-150		RPI 150+
17-23-0		1-3-0	2-8-0		OVERALL		3-3-0		3-7-0		8-2-0
7-2-0		0-0-0	2-1-0		HOME		0-1-0		0-0-0		5-0-0
10-19-0		1-3-0	0-7-0		AWAY		3-1-0		3-7-0		3-1-0
0-2-0		0-0-0	0-0-0		NEUTRAL		0-1-0		0-0-0		0-1-0
10-22-0		1-3-0	2-8-0		NON-CONFERENCE		1-2-0		3-7-0		3-2-0
2-2-0		0-0-0	2-1-0		HOME		0-1-0		0-0-0		0-0-0
8-18-0		1-3-0	0-0-0		AWAY		1-0-0		3-7-0		3-1-0
0-2-0		0-0-0	0-0-0		NEUTRAL		0-1-0		0-0-0		0-1-0
7-1-0		0-0-0	0-0-0		CONFERENCE		2-1-0		0-0-0		5-0-0
5-0-0		0-0-0	0-0-0		HOME		0-0-0		0-0-0		5-0-0
2-1-0		0-0-0	0-0-0		AWAY		2-1-0		0-0-0		0-0-0
0-0-0		0-0-0	0-0-0		NEUTRAL		0-0-0		0-0-0		0-0-0
RPI S	Opponent	Score	RPI S	Opponent	Score	RPI S	Opponent	Score	RPI S	Opponent	Score
3 A	Louisville	5 4	41 A	Arizona St.	6 11	80 A	Wright St.	9 8	104 A	Samford	7 10
18 A	North Carolina	3 14	41 A	Arizona St.	0 12	80 H	Wright St.	0 10	104 A	Samford	7 1
18 A	North Carolina	3 12	41 A	Arizona St.	3 8	80 N	Wright St.	2 12	104 A	Samford	9 10
18 A	North Carolina	3 8	42 A	Texas	5 6	82 A	St. John's (NY)	11 8	111 A	Cincinnati	1 2
			42 A	Texas	5 6	82 A	St. John's (NY)	8 9	129 A	Grand Canyon	7 3
			42 A	Texas	5 6	82 A	St. John's (NY)	8 1	129 A	Grand Canyon	18 25
			46 A	Kentucky	3 16				129 A	Grand Canyon	2 7
			48 H	Evansville	2 10				129 A	Grand Canyon	0 6
			48 H	Evansville	5 2				134 A	Miami (OH)	13 4
			48 H	Evansville	11 8				138 A	Ohio St.	5 8
									154 N	New Mexico St.	4 6
									185 A	Eastern Ky.	3 5
									190 A	Lipscomb	10 1
									190 A	Lipscomb	4 2
									190 A	Lipscomb	7 6
									243 H	Butler	6 5
									243 H	Butler	13 8
									268 H	Georgetown	1 0
									268 H	Georgetown	9 4
									268 H	Georgetown	7 4
			LAST 10 GAMES								
			268 H	Georgetown	1 0	243 H	Butler	13 8			
			268 H	Georgetown	9 4	243 H	Butler	6 5			
			154 N	New Mexico St.	4 6	138 A	Ohio St.	5 8			
			190 A	Lipscomb	4 2	82 A	St. John's (NY)	8 1			
			134 A	Miami (OH)	13 4	82 A	St. John's (NY)	8 9			

Non-Div. I Games:

Xavier

M  
i  
c  
h  
i  
g  
a  
n

Michigan



RPI	S	Opponent	Score	
291	H	Fairleigh Dickinson	12	11
291	H	Fairleigh Dickinson	13	0
291	H	Fairleigh Dickinson	19	6

Bryant

B  
r  
y  
a  
n  
t

B  
r  
y  
a  
n  
t

Average RPI Win:		145	WON-LOST	WINNING	LAST 10	STRENGTH OF		OPP. STRENGTH	TEAM	ADJ	CONF.	ADJ CONF.
Average RPI Loss:		38	RECORD	PCT. RANK	GAMES	SCHEDULE		OF SCHEDULE	RPI	RPI	RPI	RPI
DIV. I ONLY		18-17-0		.51429	135	4-6-0		42	53	62	.54768	62
DIV. I NON-CONF.		13-7-0		.65	71	4-2-0		90	175	58	.55467	58
TOTALS		RPI 1-25		RPI 26-50		W-L RECORDS		RPI 51-100		RPI 101-150		RPI 150+
18-17-0		0-7-0		4-5-0		OVERALL		4-5-0		2-0-0		8-0-0
8-5-0		0-3-0		1-2-0		HOME		3-0-0		1-0-0		3-0-0
6-10-0		0-3-0		3-3-0		AWAY		0-4-0		1-0-0		2-0-0
4-2-0		0-1-0		0-0-0		NEUTRAL		1-1-0		0-0-0		3-0-0
13-7-0		0-1-0		2-4-0		NON-CONFERENCE		1-2-0		2-0-0		8-0-0
5-2-0		0-0-0		1-2-0		HOME		0-0-0		1-0-0		3-0-0
4-3-0		0-0-0		1-0-		AWAY		0-1-0		1-0-0		2-0-0
4-2-0		0-1-0		0-0-0		NEUTRAL		1-1-0		0-0-0		3-0-0
5-10-0		0-6-0		2-1-0		CONFERENCE		3-3-0		0-0-0		0-0-0
3-3-0		0-3-0		0-0-0		HOME		3-0-0		0-0-0		0-0-0
2-7-0		0-3-0		2-1-0		AWAY		0-3-0		0-0-0		0-0-0
0-0-0		0-0-0		0-0-0		NEUTRAL		0-0-0		0-0-0		0-0-0
RPI S	Opponent	Score	RPI S	Opponent	Score	RPI S	Opponent	Score	RPI S	Opponent	Score	
5	H Oregon St.	3 4	32	A Oregon	19 3	51	N Coastal Caro.	2 5	115	H California Baptist	3 2	
5	H Oregon St.	7 10	32	A Oregon	0 1	66	A Gonzaga	4 5	130	A Portland	8 3	
5	H Oregon St.	0 1	32	A Oregon	9 3	81	N Minnesota	7 5	151	H Cal Poly	9 3	
11	A Stanford	1 6	35	A UC Irvine	4 6	92	A Arizona	2 14	151	H Cal Poly	11 7	
11	A Stanford	2 3	35	A UC Irvine	1 2	92	A Arizona	3 9	151	H Cal Poly	5 0	
11	A Stanford	2 8	35	A UC Irvine	9 5	92	A Arizona	4 7	257	A Seattle U	6 3	
24	N Indiana	0 1	43	H BYU	1 0	93	H Southern California	4 3	280	A Santa Clara	11 1	
			43	H BYU	0 4	93	H Southern California	7 1	290	N Northern Colo.	3 2	
			43	H BYU	3 7	93	H Southern California	3 2	290	N Northern Colo.	11 1	
									290	N Northern Colo.	25 8	
LAST 10 GAMES												
290	N Northern Colo.	25 8	43	H BYU	1 0							
290	N Northern Colo.	11 1	280	A Santa Clara	11 1							
130	A Portland	8 3	11	A Stanford	1 6							
43	H BYU	0 4	11	A Stanford	2 3							
43	H BYU	3 7	11	A Stanford	2 8							

Non-Div. I Games:

Washington

Average RPI Win:		120	WON-LOST RECORD		WINNING PCT. RANK	LAST 10 GAMES	STRENGTH OF SCHEDULE		OPP. STRENGTH OF SCHEDULE	TEAM RPI	ADJ RPI	CONF. RPI	ADJ CONF. RPI
Average RPI Loss:		76											
DIV. I ONLY		25-17-0			.59524 79	7-3-0	67		43	63	.54724 63	10	10
DIV. I NON-CONF.		15-10-0			.6 99	4-2-0	68		11	67	.54873 66	9	9
TOTALS		RPI 1-25	RPI 26-50		W-L RECORDS		RPI 51-100		RPI 101-150		RPI 150+		
25-17-0		1-3-0	2-4-0		OVERALL		8-4-0		8-5-0		6-1-0		
15-10-0		0-2-0	2-3-0		HOME		5-2-0		5-3-0		3-0-0		
10-7-0		1-1-0	0-1-0		AWAY		3-2-0		3-2-0		3-1-0		
0-0-0		0-0-0	0-0-0		NEUTRAL		0-0-0		0-0-0		0-0-0		
15-10-0		1-3-0	1-2-0		NON-CONFERENCE		8-4-0		1-1-0		4-0-0		
10-6-0		0-2-0	1-1-0		HOME		5-2-0		1-1-0		3-0-0		
5-4-0		1-1-0	0-0-0		AWAY		3-2-0		0-0-0		1-0-0		
0-0-0		0-0-0	0-0-0		NEUTRAL		0-0-0		0-0-0		0-0-0		
10-7-0		0-0-0	1-2-0		CONFERENCE		0-0-0		7-4-0		2-1-0		
5-4-0		0-0-0	1-2-0		HOME		0-0-0		4-2-0		0-0-0		
5-3-0		0-0-0	0-0-0		AWAY		0-0-0		3-2-0		2-1-0		
0-0-0		0-0-0	0-0-0		NEUTRAL		0-0-0		0-0-0		0-0-0		
RPI S	Opponent	Score	RPI S	Opponent	Score	RPI S	Opponent	Score	RPI S	Opponent	Score		
5 A	Oregon St.	4 3	35 A	UC Irvine	5 6	68 A	LMU (CA)	1 5	109 A	Nevada	11 3		
5 A	Oregon St.	1 8	35 H	UC Irvine	9 3	68 H	LMU (CA)	4 2	109 A	Nevada	6 2		
17 H	Texas Tech	1 5	39 H	Oklahoma	0 1	71 H	Kansas St.	10 7	109 A	Nevada	7 8		
17 H	Texas Tech	9 12	49 H	Fresno St.	11 6	77 A	San Diego	4 2	109 H	Nevada	3 1		
			49 H	Fresno St.	0 2	77 H	San Diego	2 4	109 H	Nevada	8 5		
			49 H	Fresno St.	4 5	90 A	Cal St. Fullerton	2 7	109 H	Nevada	5 6		
						90 A	Cal St. Fullerton	13 7	113 A	Air Force	5 9		
						90 A	Cal St. Fullerton	6 1	113 A	Air Force	4 3		
						92 H	Arizona	6 4	113 H	Air Force	6 3		
						96 H	San Francisco	6 3	113 H	Air Force	5 4		
						96 H	San Francisco	8 9	113 H	Air Force	2 5		
						96 H	San Francisco	8 4	115 H	California Baptist	2 5		
									125 H	Utah	3 2		
									182 A	CSUN	11 5		
									183 A	New Mexico	19 3		
									183 A	New Mexico	4 2		
									183 A	New Mexico	4 13		
									257 H	Seattle U	6 5		
									257 H	Seattle U	12 8		
									257 H	Seattle U	11 5		
LAST 10 GAMES													
			77 A	San Diego	4 2	90 A	Cal St. Fullerton	2 7					
			113 H	Air Force	5 4	90 A	Cal St. Fullerton	13 7					
			113 H	Air Force	6 3	90 A	Cal St. Fullerton	6 1					
			113 H	Air Force	2 5	68 H	LMU (CA)	4 2					
			35 A	UC Irvine	5 6	109 A	Nevada	11 3					

Non-Div. I Games:

San Diego St.

Average RPI Win: 143		WON-LOST RECORD		WINNING PCT. RANK		LAST 10 GAMES		STRENGTH OF SCHEDULE		OPP. STRENGTH OF SCHEDULE		TEAM RPI		ADJ RPI		CONF. RPI		ADJ CONF. RPI	
DIV. I ONLY		21-22-0		.48837 157		5-5-0		36		71		64		.54647 64		3		3	
DIV. I NON-CONF.		14-8-0		.63636 76		4-0-0		234		196		118		.51876 118		4		4	
TOTALS		RPI 1-25		RPI 26-50		W-L RECORDS		RPI 51-100		RPI 101-150		RPI 150+							
21-22-0		3-10-0		2-4-0		OVERALL		4-3-0		1-1-0		11-4-0							
8-8-0		2-4-0		1-2-0		HOME		0-0-0		1-1-0		4-1-0							
12-12-0		1-6-0		1-0-0		AWAY		4-3-0		0-0-0		6-3-0							
1-2-0		0-0-0		0-2-0		NEUTRAL		0-0-0		0-0-0		1-0-0							
14-8-0		0-1-0		1-2-0		NON-CONFERENCE		1-0-0		1-1-0		11-4-0							
5-2-0		0-0-0		0-0-0		HOME		0-0-0		1-1-0		4-1-0							
8-4-0		0-1-0		1-0-		AWAY		1-0-0		0-0-0		6-3-0							
1-2-0		0-0-0		0-2-0		NEUTRAL		0-0-0		0-0-0		1-0-0							
7-14-0		3-9-0		1-2-0		CONFERENCE		3-3-0		0-0-0		0-0-0							
3-6-0		2-4-0		1-2-0		HOME		0-0-0		0-0-0		0-0-0							
4-8-0		1-5-0		0-0-0		AWAY		3-3-0		0-0-0		0-0-0							
0-0-0		0-0-0		0-0-0		NEUTRAL		0-0-0		0-0-0		0-0-0							
RPI	S	Opponent		Score		RPI	S	Opponent		Score		RPI	S	Opponent		Score			
3	A	Louisville		0 4		36	H	Clemson		5 9		56	A	Florida St.		10 7			
3	A	Louisville		4 11		36	H	Clemson		1 8		56	A	Florida St.		8 0			
3	A	Louisville		6 4		36	H	Clemson		3 2		56	A	Florida St.		3 4			
10	H	Georgia Tech		0 7		46	A	Kentucky		12 3		61	A	Bryant		10 5			
10	H	Georgia Tech		1 9		48	N	Evansville		0 4		67	A	Wake Forest		3 13			
10	H	Georgia Tech		9 2		48	N	Evansville		3 4		67	A	Wake Forest		9 22			
18	A	North Carolina		8 16								67	A	Wake Forest		5 3			
18	A	North Carolina		7 8															
18	A	North Carolina		10 11															
22	A	UConn		1 3															
25	H	NC State		4 16															
25	H	NC State		5 6															
25	H	NC State		3 1															
						LAST 10 GAMES													
185	A	Eastern Ky.		13 2		18	A	North Carolina		10 11									
267	A	Jackson St.		9 5		18	A	North Carolina		7 8									
61	A	Bryant		10 5		171	N	Northeastern		5 3									
258	H	UMass Lowell		6 5		10	H	Georgia Tech		0 7									
18	A	North Carolina		8 16		10	H	Georgia Tech		1 9									

Non-Div. I Games:

Boston College

Average RPI Win: 158		WON-LOST RECORD	WINNING PCT. RANK		LAST 10 GAMES	STRENGTH OF SCHEDULE		OPP. STRENGTH OF SCHEDULE		TEAM RPI	ADJ RPI		CONF. RPI	ADJ CONF. RPI			
Average RPI Loss: 133																	
DIV. I ONLY		29-11-0	.725	21	6-4-0	191		91		65	.54642	65	15	15			
DIV. I NON-CONF.		20-8-0	.71429	43	3-3-0	160		28		49	.56186	49	17	17			
TOTALS		RPI 1-25		RPI 26-50		W-L RECORDS		RPI 51-100		RPI 101-150		RPI 150+					
29-11-0		1-1-0		2-0-0		OVERALL		4-4-0		5-1-0		17-5-0					
22-4-0		1-0-0		1-0-0		HOME		2-0-0		3-0-0		15-4-0					
7-7-0		0-1-0		1-0-0		AWAY		2-4-0		2-1-0		2-1-0					
0-0-0		0-0-0		0-0-0		NEUTRAL		0-0-0		0-0-0		0-0-0					
20-8-0		1-1-0		2-0-0		NON-CONFERENCE		4-4-0		2-1-0		11-2-0					
15-2-0		1-0-0		1-0-0		HOME		2-0-0		0-0-0		11-2-0					
5-6-0		0-1-0		1-0-		AWAY		2-4-0		2-1-0		0-0-0					
0-0-0		0-0-0		0-0-0		NEUTRAL		0-0-0		0-0-0		0-0-0					
9-3-0		0-0-0		0-0-0		CONFERENCE		0-0-0		3-0-0		6-3-0					
7-2-0		0-0-0		0-0-0		HOME		0-0-0		3-0-0		4-2-0					
2-1-0		0-0-0		0-0-0		AWAY		0-0-0		0-0-0		2-1-0					
0-0-0		0-0-0		0-0-0		NEUTRAL		0-0-0		0-0-0		0-0-0					
RPI	S	Opponent		Score		RPI	S	Opponent		Score		RPI	S	Opponent		Score	
6	A	Tennessee		1	7	45	A	Virginia Tech		6	1	54	A	South Carolina		6	5
18	H	North Carolina		2	0	45	H	Virginia Tech		4	3	54	A	South Carolina		7	13
												54	A	South Carolina		2	3
												67	A	Wake Forest		2	6
												67	H	Wake Forest		9	3
												86	A	Virginia		3	6
												86	H	Virginia		14	5
												89	A	Elon		13	1
														North Florida			
														North Florida			
														North Florida			
														South Fla.			
														South Fla.			
														South Fla.			
														Richmond			
														N.C. A&T			
														N.C. A&T			
														N.C. A&T			
														Maine			
														Maine			
														Maine			
														Hofstra			
														Hofstra			
														Hofstra			
														NJIT			
														NJIT			
														NJIT			
														Stetson			
														Stetson			
														Stetson			
														Stetson			
														Delaware			
														Delaware			
														Delaware			
														North Ala.			
														North Ala.			
														North Ala.			
LAST 10 GAMES																	

Non-Div. I Games:

Liberty



Liberty



Average RPI Win:	131	WON-LOST RECORD	WINNING PCT. RANK	LAST 10 GAMES	STRENGTH OF SCHEDULE	OPP. STRENGTH OF SCHEDULE	TEAM RPI	ADJ RPI	CONF. RPI	ADJ CONF. RPI					
DIV. I ONLY		25-17-0	.59524	79	7-3-0	75	37	67	.54599	67	3	3			
DIV. I NON-CONF.		14-7-0	.66667	59	3-0-0	141	101	72	.5418	72	4	4			
<hr/>															
TOTALS	RPI 1-25	RPI 26-50		W-L RECORDS		RPI 51-100		RPI 101-150		RPI 150+					
25-17-0	2-5-0	4-2-0		OVERALL		5-6-0		1-2-0		13-2-0					
17-8-0	2-2-0	2-1-0		HOME		4-2-0		1-2-0		8-1-0					
7-9-0	0-3-0	2-1-0		AWAY		1-4-0		0-0-0		4-1-0					
1-0-0	0-0-0	0-0-0		NEUTRAL		0-0-0		0-0-0		1-0-0					
14-7-0	0-1-0	0-0-0		NON-CONFERENCE		3-5-0		0-0-0		11-1-0					
10-3-0	0-1-0	0-0-0		HOME		2-1-0		0-0-0		8-1-0					
3-4-0	0-0-0	0-0-		AWAY		1-4-0		0-0-0		2-0-0					
1-0-0	0-0-0	0-0-0		NEUTRAL		0-0-0		0-0-0		1-0-0					
11-10-0	2-4-0	4-2-0		CONFERENCE		2-1-0		1-2-0		2-1-0					
7-5-0	2-1-0	2-1-0		HOME		2-1-0		1-2-0		0-0-0					
4-5-0	0-3-0	2-1-0		AWAY		0-0-0		0-0-0		2-1-0					
0-0-0	0-0-0	0-0-0		NEUTRAL		0-0-0		0-0-0		0-0-0					
RPI	S	Opponent	Score	RPI	S	Opponent	Score	RPI	S	Opponent	Score				
3	A	Louisville	1 6	44	A	Duke	2 16	51	A	Coastal Caro.	8 14	128	H	Notre Dame	4 7
3	A	Louisville	7 10	44	A	Duke	9 8	51	A	Coastal Caro.	9 10	128	H	Notre Dame	7 8
3	A	Louisville	4 5	44	A	Duke	5 4	64	H	Boston College	3 5	128	H	Notre Dame	7 4
23	H	Illinois	2 5	45	H	Virginia Tech	9 10	64	H	Boston College	13 3	153	H	High Point	14 9
25	H	NC State	9 8	45	H	Virginia Tech	8 3	64	H	Boston College	22 9	161	H	Furman	11 2
25	H	NC State	7 3	45	H	Virginia Tech	8 7	65	A	Liberty	3 9	161	H	Furman	5 1
25	H	NC State	3 4					65	H	Liberty	6 2	161	N	Furman	13 7
								89	A	Elon	13 7	174	A	Appalachian St.	10 6
								89	H	Elon	3 6	174	H	Appalachian St.	5 4
								91	A	UNC Greensboro	5 9	203	A	Charlotte	18 6
								91	H	UNC Greensboro	2 1	203	H	Charlotte	14 6
												214	H	Quinnipiac	15 5
												214	H	Quinnipiac	6 8
												219	A	Pittsburgh	3 8
												219	A	Pittsburgh	20 8
												219	A	Pittsburgh	7 6
												224	H	Sacred Heart	14 1
												268	H	Georgetown	5 3
				LAST 10 GAMES											
				25	H	NC State	9 8	45	H	Virginia Tech	8 3				
				25	H	NC State	3 4	3	A	Louisville	7 10				
				219	A	Pittsburgh	7 6	3	A	Louisville	1 6				
				219	A	Pittsburgh	20 8	128	H	Notre Dame	4 7				
				45	H	Virginia Tech	8 7	203	A	Charlotte	18 6				

Non-Div. I Games:

Wake Forest



Average RPI Win: 131		WON-LOST RECORD	WINNING PCT. RANK	LAST 10 GAMES	STRENGTH OF SCHEDULE	OPP. STRENGTH OF SCHEDULE	TEAM RPI	ADJ RPI		CONF. RPI	ADJ CONF. RPI										
Average RPI Loss: 105																					
DIV. I ONLY		22-15-0	.59459	84	6-4-0	100	88	69	.54441	69	7	7									
DIV. I NON-CONF.		13-9-0	.59091	104	2-1-0	172	110	93	.53079	93	7	7									
<hr/>																					
TOTALS		RPI 1-25		RPI 26-50		W-L RECORDS		RPI 51-100		RPI 101-150		RPI 150+									
22-15-0		5-4-0		3-4-0		OVERALL		1-1-0		1-0-0		12-6-0									
13-4-0		3-0-0		2-2-0		HOME		1-0-0		1-0-0		6-2-0									
7-10-0		2-4-0		1-2-0		AWAY		0-1-0		0-0-0		4-3-0									
2-1-0		0-0-0		0-0-0		NEUTRAL		0-0-0		0-0-0		2-1-0									
13-9-0		2-1-0		1-3-0		NON-CONFERENCE		1-1-0		1-0-0		8-4-0									
6-2-0		0-0-0		0-1-0		HOME		1-0-0		1-0-0		4-1-0									
5-6-0		2-1-0		1-0-		AWAY		0-1-0		0-0-0		2-2-0									
2-1-0		0-0-0		0-0-0		NEUTRAL		0-0-0		0-0-0		2-1-0									
9-6-0		3-3-0		2-1-0		CONFERENCE		0-0-0		0-0-0		4-2-0									
7-2-0		3-0-0		2-1-0		HOME		0-0-0		0-0-0		2-1-0									
2-4-0		0-3-0		0-0-0		AWAY		0-0-0		0-0-0		2-1-0									
0-0-0		0-0-0		0-0-0		NEUTRAL		0-0-0		0-0-0		0-0-0									
RPI	S	Opponent		Score		RPI	S	Opponent		Score		RPI	S	Opponent		Score					
21	A	Oklahoma St.		5	4	30	H	Illinois St.		6	11	79	A	Bradley		1	3				
21	A	Oklahoma St.		4	5	37	H	Nebraska		2	3	79	H	Bradley		4	2				
21	A	Oklahoma St.		3	2	37	H	Nebraska		3	2			160		H	Rutgers	9	5		
23	H	Illinois		2	1	37	H	Nebraska		17	9			160		H	Rutgers	6	1		
23	H	Illinois		8	4	48	A	Evansville		0	6			179		N	Marshall	10	0		
23	H	Illinois		3	1	48	A	Evansville		1	3			182		H	CSUN	3	1		
24	A	Indiana		1	7	48	A	Evansville		18	7			182		H	CSUN	5	8		
24	A	Indiana		2	3									182		H	CSUN	5	4		
24	A	Indiana		1	13									187		A	Purdue	6	3		
														187		A	Purdue	5	9		
														187		A	Purdue	10	4		
														219		N	Pittsburgh	10	1		
														220		A	Hawaii	10	8		
														220		A	Hawaii	1	7		
														220		A	Hawaii	6	4		
														220		A	Hawaii	7	8		
														265		N	George Mason	2	7		
														272		H	Northern Ill.	8	6		
														273		H	Chicago St.	5	4		
<hr/>																					
LAST 10 GAMES																					
187 A Purdue						5	9	182 H CSUN						3	1						
187 A Purdue						6	3	133 H Milwaukee						5	4						
160 H Rutgers						3	15	37 H Nebraska						2	3						
160 H Rutgers						9	5	37 H Nebraska						17	9						
220 A Hawaii						6	4	37 H Nebraska						3	2						

Non-Div. I Games: Simpson 7 2 Clarke 3 2

Iowa

Average RPI Win: 161		WON-LOST RECORD	WINNING PCT. RANK		LAST 10 GAMES	STRENGTH OF SCHEDULE		OPP. STRENGTH OF SCHEDULE		TEAM RPI	ADJ RPI		CONF. RPI	ADJ CONF. RPI		
Average RPI Loss: 137																
DIV. I ONLY		25-15-0	.625	62	6-4-0	105		169		70	.544	70	18	18		
DIV. I NON-CONF.		12-11-0	.52174	140	2-2-0	44		194		81	.53655	81	19	19		
TOTALS		RPI 1-25	RPI 26-50		W-L RECORDS		RPI 51-100		RPI 101-150		RPI 150+					
25-15-0		1-2-0	1-0-0		OVERALL		3-2-0		5-5-0		15-6-0					
14-5-0		1-1-0	0-0-0		HOME		0-0-0		3-0-0		10-4-0					
10-9-0		0-1-0	1-0-0		AWAY		2-1-0		2-5-0		5-2-0					
1-1-0		0-0-0	0-0-0		NEUTRAL		1-1-0		0-0-0		0-0-0					
12-11-0		1-2-0	1-0-0		NON-CONFERENCE		3-2-0		0-4-0		7-3-0					
7-3-0		1-1-0	0-0-0		HOME		0-0-0		0-0-0		6-2-0					
4-7-0		0-1-0	1-0-		AWAY		2-1-0		0-4-0		1-1-0					
1-1-0		0-0-0	0-0-0		NEUTRAL		1-1-0		0-0-0		0-0-0					
13-4-0		0-0-0	0-0-0		CONFERENCE		0-0-0		5-1-0		8-3-0					
7-2-0		0-0-0	0-0-0		HOME		0-0-0		3-0-0		4-2-0					
6-2-0		0-0-0	0-0-0		AWAY		0-0-0		2-1-0		4-1-0					
0-0-0		0-0-0	0-0-0		NEUTRAL		0-0-0		0-0-0		0-0-0					
RPI	S	Opponent	Score		RPI	S	Opponent	Score		RPI	S	Opponent	Score			
7	H	East Carolina	7	6	44	A	Duke	12	6	51	A	Coastal Caro.	2	11		
18	A	North Carolina	2	4						73	N	VCU	7	8		
25	H	NC State	1	10						83	N	Maryland	10	6		
										89	A	Elon	15	7		
										91	A	UNC Greensboro	7	4		
												116	A	William & Mary	5	14
												116	A	William & Mary	2	5
												116	A	William & Mary	1	4
												123	A	Old Dominion	3	4
												141	A	Gardner-Webb	8	9
												141	A	Gardner-Webb	10	5
												141	A	Gardner-Webb	11	3
												142	H	Presbyterian	3	2
												142	H	Presbyterian	11	4
												142	H	Presbyterian	5	3
												153	A	High Point	13	8
												153	A	High Point	8	6
												153	A	High Point	8	2
												157	H	Radford	2	6
												157	H	Radford	6	2
												157	H	Radford	7	0
												165	H	Fairfield	3	2
												165	H	Fairfield	11	6
												165	H	Fairfield	6	3
												205	A	UNCW	1	3
												205	H	UNCW	1	5
												226	H	UNC Asheville	0	3
												226	H	UNC Asheville	6	3
												226	H	UNC Asheville	21	1
												231	A	USC Upstate	9	6
												231	A	USC Upstate	7	8
												251	A	N.C. Central	3	1
					LAST 10 GAMES											

Non-Div. I Games:

Campbell

RPI	S	Opponent	Score	
251	H	N.C. Central	4	7
268	H	Georgetown	7	4
268	H	Georgetown	9	5
268	H	Georgetown	7	4

Campbell

C  
a  
m  
p  
b  
e  
l  
l

C  
a  
m  
p  
b  
e  
l  
l

Average RPI Win:	121	WON-LOST RECORD	WINNING PCT. RANK	LAST 10 GAMES	STRENGTH OF SCHEDULE	OPP. STRENGTH OF SCHEDULE	TEAM RPI	ADJ RPI	CONF. RPI	ADJ CONF. RPI						
DIV. I ONLY		20-22-0	.47619	166	7-3-0	20	103	71	.54245	71	2	2				
DIV. I NON-CONF.		15-15-0	.5	144	3-1-0	30	190	80	.5367	80	3	3				
<hr/>																
TOTALS	RPI 1-25	RPI 26-50		W-L RECORDS		RPI 51-100		RPI 101-150		RPI 150+						
20-22-0	2-7-0	3-4-0		OVERALL		6-5-0		2-3-0		7-3-0						
10-8-0	1-2-0	0-1-0		HOME		4-2-0		1-2-0		4-1-0						
7-12-0	1-5-0	3-2-0		AWAY		0-2-0		0-1-0		3-2-0						
3-2-0	0-0-0	0-1-0		NEUTRAL		2-1-0		1-0-0		0-0-0						
15-15-0	1-2-0	1-3-0		NON-CONFERENCE		4-4-0		2-3-0		7-3-0						
7-5-0	0-0-0	0-1-0		HOME		2-1-0		1-2-0		4-1-0						
5-8-0	1-2-0	1-0-		AWAY		0-2-0		0-1-0		3-2-0						
3-2-0	0-0-0	0-1-0		NEUTRAL		2-1-0		1-0-0		0-0-0						
5-7-0	1-5-0	2-1-0		CONFERENCE		2-1-0		0-0-0		0-0-0						
3-3-0	1-2-0	0-0-0		HOME		2-1-0		0-0-0		0-0-0						
2-4-0	0-3-0	2-1-0		AWAY		0-0-0		0-0-0		0-0-0						
0-0-0	0-0-0	0-0-0		NEUTRAL		0-0-0		0-0-0		0-0-0						
RPI	S	Opponent	Score		RPI	S	Opponent	Score		RPI	S	Opponent	Score			
15	A	Creighton	0	4	26	A	Missouri	2	17	63	A	San Diego St.	7	10		
15	A	Creighton	1	11	37	A	Nebraska	5	0	76	H	TCU	1	8		
15	A	Creighton	9	2	37	H	Nebraska	0	7	76	H	TCU	7	4		
17	H	Texas Tech	5	4	42	A	Texas	6	4	76	H	TCU	11	10		
17	H	Texas Tech	3	4	42	A	Texas	2	10	87	A	Wichita St.	5	8		
17	H	Texas Tech	4	11	42	A	Texas	2	0	96	N	San Francisco	11	5		
21	A	Oklahoma St.	4	8	49	N	Fresno St.	3	11	96	N	San Francisco	7	0		
21	A	Oklahoma St.	4	5						96	N	San Francisco	1	3		
21	A	Oklahoma St.	4	11						97	H	UTRGV	5	6		
										97	H	UTRGV	3	1		
										97	H	UTRGV	7	1		
												182	A	CSUN	11	5
												182	A	CSUN	2	4
												182	A	CSUN	8	10
												182	A	CSUN	6	5
												196	A	Omaha	9	2
												196	H	Omaha	7	2
												272	H	Northern Ill.	9	6
												272	H	Northern Ill.	8	3
<hr/>																
LAST 10 GAMES																
17	H	Texas Tech	3	4	76	H	TCU	7	4							
17	H	Texas Tech	4	11	37	A	Nebraska	5	0							
196	A	Omaha	9	2	42	A	Texas	2	0							
76	H	TCU	11	10	42	A	Texas	2	10							
76	H	TCU	1	8	42	A	Texas	6	4							

Non-Div. I Games:

Kansas St.



Average RPI Win:		154	WON-LOST RECORD		WINNING PCT. RANK	LAST 10 GAMES	STRENGTH OF SCHEDULE		OPP. STRENGTH OF SCHEDULE	TEAM RPI	ADJ RPI	CONF. RPI	ADJ CONF. RPI				
Average RPI Loss:		88															
DIV. I ONLY			27-14-0		.65854	47	7-3-0		126	92	72	.54217	72	17	17		
DIV. I NON-CONF.			18-11-0		.62069	86	3-2-0		120	50	92	.5318	92	16	15		
TOTALS		RPI 1-25	RPI 26-50		W-L RECORDS		RPI 51-100		RPI 101-150		RPI 150+						
27-14-0		2-1-0	1-4-0		OVERALL		5-6-0		3-0-0		16-3-0						
19-7-0		2-1-0	1-2-0		HOME		2-3-0		0-0-0		14-1-0						
8-6-0		0-0-0	0-1-0		AWAY		3-3-0		3-0-0		2-2-0						
0-1-0		0-0-0	0-1-0		NEUTRAL		0-0-0		0-0-0		0-0-0						
18-11-0		2-1-0	1-4-0		NON-CONFERENCE		4-4-0		0-0-0		11-2-0						
15-5-0		2-1-0	1-2-0		HOME		1-1-0		0-0-0		11-1-0						
3-5-0		0-0-0	0-0-		AWAY		3-3-0		0-0-0		0-1-0						
0-1-0		0-0-0	0-1-0		NEUTRAL		0-0-0		0-0-0		0-0-0						
9-3-0		0-0-0	0-0-0		CONFERENCE		1-2-0		3-0-0		5-1-0						
4-2-0		0-0-0	0-0-0		HOME		1-2-0		0-0-0		3-0-0						
5-1-0		0-0-0	0-0-0		AWAY		0-0-0		3-0-0		2-1-0						
0-0-0		0-0-0	0-0-0		NEUTRAL		0-0-0		0-0-0		0-0-0						
RPI S	Opponent	Score	RPI S	Opponent	Score	RPI S	Opponent	Score	RPI S	Opponent	Score						
22 H	UConn	4 7	29 H	DBU	4 3	51 A	Coastal Caro.	13 6	148 A	James Madison	6 5						
22 H	UConn	7 6	29 H	DBU	2 6	51 H	Coastal Caro.	8 5	148 A	James Madison	10 8						
22 H	UConn	7 2	29 H	DBU	4 14	58 A	Ga. Southern	1 3	148 A	James Madison	5 1						
			36 A	Clemson	1 13	58 A	Ga. Southern	5 1	161 H	Furman	2 1						
			36 N	Clemson	1 4	58 H	Ga. Southern	0 8	161 H	Furman	3 1						
						89 H	Elon	3 1	161 H	Furman	13 3						
						89 H	Elon	6 8	171 A	Northeastern	7 5						
						89 H	Elon	2 7	171 A	Northeastern	0 7						
						92 A	Arizona	5 7	171 A	Northeastern	7 1						
						92 A	Arizona	5 7	172 H	N.C. A&T	0 2						
						92 A	Arizona	10 6	172 H	N.C. A&T	8 1						
									172 H	N.C. A&T	5 4						
									216 H	Hofstra	7 4						
									216 H	Hofstra	16 0						
									216 H	Hofstra	9 0						
									226 H	UNC Asheville	12 3						
									226 H	UNC Asheville	6 5						
									226 H	UNC Asheville	9 0						
									263 A	Charleston So.	1 9						
									263 H	Charleston So.	7 5						
									263 H	Charleston So.	9 7						
									276 H	The Citadel	11 1						
			LAST 10 GAMES														
			216 H	Hofstra	16 0	171 A	Northeastern	0 7									
			216 H	Hofstra	7 4	51 A	Coastal Caro.	13 6									
			58 A	Ga. Southern	5 1	29 H	DBU	4 14									
			171 A	Northeastern	7 1	29 H	DBU	2 6									
			171 A	Northeastern	7 5	29 H	DBU	4 3									

Non-Div. I Games:

Col. of Charleston

**Non-Div. I Games:**

VCU

RPI	S	Opponent	Score	
252	A	La Salle	9	6
252	A	La Salle	28	4
260	H	VMI	15	2
261	H	Towson	6	0
288	A	Longwood	12	6

VCU

V  
C  
U

V  
C  
U

Average RPI Win: 155		WON-LOST RECORD		WINNING PCT. RANK		LAST 10 GAMES		STRENGTH OF SCHEDULE		OPP. STRENGTH OF SCHEDULE		TEAM RPI		ADJ RPI		CONF. RPI		ADJ CONF. RPI	
DIV. I ONLY		23-16-0		.58974 85		6-4-0		114		117		75		.53978 74		8		8	
DIV. I NON-CONF.		15-9-0		.625 84		2-0-0		221		104		94		.52971 94		10		10	
TOTALS		RPI 1-25		RPI 26-50		W-L RECORDS		RPI 51-100		RPI 101-150		RPI 150+							
23-16-0		1-0-0		1-8-0		OVERALL		2-4-0		9-2-0		10-2-0							
17-2-0		1-0-0		0-1-0		HOME		2-1-0		9-0-0		5-0-0							
6-14-0		0-0-0		1-7-0		AWAY		0-3-0		0-2-0		5-2-0							
0-0-0		0-0-0		0-0-0		NEUTRAL		0-0-0		0-0-0		0-0-0							
15-9-0		1-0-0		1-5-0		NON-CONFERENCE		0-0-0		3-2-0		10-2-0							
9-1-0		1-0-0		0-1-0		HOME		0-0-0		3-0-0		5-0-0							
6-8-0		0-0-0		1-0-		AWAY		0-0-0		0-2-0		5-2-0							
0-0-0		0-0-0		0-0-0		NEUTRAL		0-0-0		0-0-0		0-0-0							
8-7-0		0-0-0		0-3-0		CONFERENCE		2-4-0		6-0-0		0-0-0							
8-1-0		0-0-0		0-0-0		HOME		2-1-0		6-0-0		0-0-0							
0-6-0		0-0-0		0-3-0		AWAY		0-3-0		0-0-0		0-0-0							
0-0-0		0-0-0		0-0-0		NEUTRAL		0-0-0		0-0-0		0-0-0							
RPI	S	Opponent		Score		RPI	S	Opponent		Score		RPI	S	Opponent		Score			
9	H	UC Santa Barbara		7 6		32	A	Oregon		2 3		68	H	LMU (CA)		4 5			
						32	A	Oregon		2 6		68	H	LMU (CA)		5 0			
						32	A	Oregon		4 5		68	H	LMU (CA)		6 4			
						43	A	BYU		6 10		96	A	San Francisco		2 4			
						43	A	BYU		0 11		96	A	San Francisco		0 2			
						43	A	BYU		3 5		96	A	San Francisco		9 10			
						47	A	California		10 3									
						47	A	California		1 13									
						47	H	California		3 9									
LAST 10 GAMES						LAST 10 GAMES						LAST 10 GAMES							
						136	H	Pacific		1 0		32	A	Oregon		4 5			
						275	A	Utah Valley		10 1		68	H	LMU (CA)		6 4			
						201	H	Washington St.		6 3		68	H	LMU (CA)		4 5			
						151	A	Cal Poly		7 1		68	H	LMU (CA)		5 0			
						275	A	Utah Valley		13 1		140	H	San Jose St.		14 1			

**Non-Div. I Games:**

Saint Mary's (CA)

Average RPI Win: 136		WON-LOST RECORD		WINNING PCT. RANK		LAST 10 GAMES		STRENGTH OF SCHEDULE		OPP. STRENGTH OF SCHEDULE		TEAM RPI		ADJ RPI		CONF. RPI		ADJ CONF. RPI			
Average RPI Loss: 69		24-17-0		.58537 89		4-6-0		62		46		76		.53951 75		5		5			
DIV. I ONLY		19-7-0		.73077 37		2-1-0		75		111		55		.55686 55		5		5			
DIV. I NON-CONF.																					
TOTALS		RPI 1-25		RPI 26-50		W-L RECORDS		RPI 51-100		RPI 101-150		RPI 150+									
24-17-0		2-7-0		1-0-0		OVERALL		4-4-0		8-4-0		9-2-0									
18-10-0		2-4-0		0-0-0		HOME		2-2-0		6-2-0		8-2-0									
6-7-0		0-3-0		1-0-0		AWAY		2-2-0		2-2-0		1-0-0									
0-0-0		0-0-0		0-0-0		NEUTRAL		0-0-0		0-0-0		0-0-0									
19-7-0		1-2-0		1-0-0		NON-CONFERENCE		3-2-0		5-1-0		9-2-0									
15-7-0		1-2-0		0-0-0		HOME		2-2-0		4-1-0		8-2-0									
4-0-0		0-0-0		1-0-		AWAY		1-0-0		1-0-0		1-0-0									
0-0-0		0-0-0		0-0-0		NEUTRAL		0-0-0		0-0-0		0-0-0									
5-10-0		1-5-0		0-0-0		CONFERENCE		1-2-0		3-3-0		0-0-0									
3-3-0		1-2-0		0-0-0		HOME		0-0-0		2-1-0		0-0-0									
2-7-0		0-3-0		0-0-0		AWAY		1-2-0		1-2-0		0-0-0									
0-0-0		0-0-0		0-0-0		NEUTRAL		0-0-0		0-0-0		0-0-0									
RPI S	Opponent	Score		RPI S	Opponent	Score		RPI S	Opponent	Score		RPI S	Opponent	Score							
7 A	East Carolina	4	7	27 A	Florida	12	9	52 H	Fla. Atlantic	3	5	106 H	North Florida	5	0						
7 A	East Carolina	5	6					56 A	Florida St.	9	7	111 A	Cincinnati	15	0						
7 A	East Carolina	8	13					73 H	VCU	8	2	111 A	Cincinnati	3	8						
16 H	Auburn	9	13					73 H	VCU	10	9	111 A	Cincinnati	6	7						
16 H	Auburn	6	1					73 H	VCU	3	4	117 A	Jacksonville	8	2						
16 H	Auburn	1	4					87 A	Wichita St.	4	6	117 H	Jacksonville	6	4						
22 H	UConn	2	1					87 A	Wichita St.	6	8	117 H	Jacksonville	5	8						
22 H	UConn	0	10					87 A	Wichita St.	11	3	117 H	Jacksonville	3	0						
22 H	UConn	1	3									118 H	South Fla.	3	6						
												118 H	South Fla.	5	0						
												118 H	South Fla.	4	1						
												131 H	Ball St.	9	8						
												164 H	Penn St.	5	11						
												164 H	Penn St.	2	5						
												164 H	Penn St.	5	3						
												170 H	Yale	8	1						
												170 H	Yale	7	5						
												225 A	Stetson	13	4						
												225 H	Stetson	10	2						
												253 H	Siena	7	1						
												253 H	Siena	5	1						
												253 H	Siena	3	2						
												264 H	Bethune-Cookman	5	4						
				LAST 10 GAMES																	
				111 A	Cincinnati	6	7	87 A	Wichita St.	6	8										
				111 A	Cincinnati	3	8	52 H	Fla. Atlantic	3	5										
				264 H	Bethune-Cookman	5	4	111 A	Cincinnati	15	0										
				87 A	Wichita St.	4	6	117 A	Jacksonville	8	2										
				87 A	Wichita St.	11	3	118 H	South Fla.	3	6										

Non-Div. I Games:

UCF

Average RPI Win:	124	WON-LOST	WINNING	LAST 10	STRENGTH OF	OPP. STRENGTH	TEAM	ADJ	CONF.	ADJ CONF.		
Average RPI Loss:	78	RECORD	PCT. RANK	GAMES	SCHEDULE	OF SCHEDULE	RPI	RPI	RPI	RPI		
DIV. I ONLY		23-16-0	.58974	85	4-6-0	100	40	77	.53809	76	2	2
DIV. I NON-CONF.		17-10-0	.62963	82	2-4-0	175	75	99	.52642	99	3	3
<hr/>												
TOTALS	RPI 1-25	RPI 26-50		W-L RECORDS		RPI 51-100		RPI 101-150		RPI 150+		
23-16-0	2-3-0	5-4-0		OVERALL		5-5-0		3-2-0		8-2-0		
14-6-0	1-2-0	2-2-0		HOME		2-0-0		3-1-0		6-1-0		
5-7-0	0-0-0	2-2-0		AWAY		1-4-0		0-0-0		2-1-0		
4-3-0	1-1-0	1-0-0		NEUTRAL		2-1-0		0-1-0		0-0-0		
17-10-0	1-1-0	1-2-0		NON-CONFERENCE		4-3-0		3-2-0		8-2-0		
11-3-0	0-0-0	0-1-0		HOME		2-0-0		3-1-0		6-1-0		
2-4-0	0-0-0	0-0-		AWAY		0-2-0		0-0-0		2-1-0		
4-3-0	1-1-0	1-0-0		NEUTRAL		2-1-0		0-1-0		0-0-0		
6-6-0	1-2-0	4-2-0		CONFERENCE		1-2-0		0-0-0		0-0-0		
3-3-0	1-2-0	2-1-0		HOME		0-0-0		0-0-0		0-0-0		
3-3-0	0-0-0	2-1-0		AWAY		1-2-0		0-0-0		0-0-0		
0-0-0	0-0-0	0-0-0		NEUTRAL		0-0-0		0-0-0		0-0-0		
RPI S	Opponent	Score	RPI S	Opponent	Score	RPI S	Opponent	Score	RPI S	Opponent	Score	
2 N	Vanderbilt	10 2	29 A	DBU	6 11	55 A	UT Arlington	3 6	129 H	Grand Canyon	1 4	
13 N	Texas A&M	0 1	29 H	DBU	3 9	55 H	UT Arlington	3 2	129 H	Grand Canyon	17 9	
21 H	Oklahoma St.	6 7	34 N	Houston	10 6	55 N	UT Arlington	5 3	129 H	Grand Canyon	6 5	
21 H	Oklahoma St.	8 9	39 A	Oklahoma	6 7	71 A	Kansas St.	10 11	137 N	Rice	2 12	
21 H	Oklahoma St.	7 4	39 A	Oklahoma	6 4	71 A	Kansas St.	4 7	143 H	SFA	19 3	
			39 A	Oklahoma	4 2	71 A	Kansas St.	8 1	180 H	Abilene Christian	12 4	
			42 H	Texas	3 2	77 A	San Diego	6 9	200 H	Seton Hall	5 1	
			42 H	Texas	1 13	86 N	Virginia	9 4	200 H	Seton Hall	8 6	
			42 H	Texas	12 8	90 N	Cal St. Fullerton	0 2	200 H	Seton Hall	3 7	
						97 H	UTRGV	6 2	217 A	Long Beach St.	10 4	
									217 A	Long Beach St.	3 14	
									217 A	Long Beach St.	4 1	
									285 H	Eastern Mich.	12 2	
									285 H	Eastern Mich.	16 4	
									285 H	Eastern Mich.	12 1	
LAST 10 GAMES												
200 H	Seton Hall	8 6	71 A	Kansas St.	4 7							
200 H	Seton Hall	5 1	55 A	UT Arlington	3 6							
29 H	DBU	3 9	200 H	Seton Hall	3 7							
71 A	Kansas St.	10 11	29 A	DBU	6 11							
71 A	Kansas St.	8 1	39 A	Oklahoma	6 4							

Non-Div. I Games:

TCU

Average RPI Win: 113		WON-LOST RECORD		WINNING PCT. RANK		LAST 10 GAMES		STRENGTH OF SCHEDULE		OPP. STRENGTH OF SCHEDULE		TEAM RPI		ADJ RPI		CONF. RPI		ADJ CONF. RPI					
DIV. I ONLY		25-17-0		.59524 79		4-6-0		66		95		78		.53798 77		8		8					
DIV. I NON-CONF.		16-8-0		.66667 59		1-3-0		126		86		76		.53904 76		10		10					
TOTALS		RPI 1-25		RPI 26-50		W-L RECORDS		RPI 51-100		RPI 101-150		RPI 150+											
25-17-0		1-0-0		2-4-0		OVERALL		12-9-0		4-2-0		6-2-0											
16-11-0		0-0-0		2-2-0		HOME		7-5-0		3-2-0		4-2-0											
6-6-0		0-0-0		0-2-0		AWAY		3-4-0		1-0-0		2-0-0											
3-0-0		1-0-0		0-0-0		NEUTRAL		2-0-0		0-0-0		0-0-0											
16-8-0		1-0-0		0-3-0		NON-CONFERENCE		7-2-0		2-1-0		6-2-0											
9-6-0		0-0-0		0-1-0		HOME		4-2-0		1-1-0		4-2-0											
4-2-0		0-0-0		0-0-		AWAY		1-0-0		1-0-0		2-0-0											
3-0-0		1-0-0		0-0-0		NEUTRAL		2-0-0		0-0-0		0-0-0											
9-9-0		0-0-0		2-1-0		CONFERENCE		5-7-0		2-1-0		0-0-0											
7-5-0		0-0-0		2-1-0		HOME		3-3-0		2-1-0		0-0-0											
2-4-0		0-0-0		0-0-0		AWAY		2-4-0		0-0-0		0-0-0											
0-0-0		0-0-0		0-0-0		NEUTRAL		0-0-0		0-0-0		0-0-0											
RPI	S	Opponent		Score		RPI	S	Opponent		Score		RPI	S	Opponent		Score							
24	N	Indiana		5 3		35	A	UC Irvine		7 17		51	N	Coastal Caro.		8 5		115	A	California Baptist	5 4		
						39	H	Oklahoma		1 6		57	H	Pepperdine		5 10		119	H	Missouri St.	14 4		
						41	A	Arizona St.		2 12		57	H	Pepperdine		7 8		125	H	Utah	5 6		
						43	H	BYU		4 17		57	H	Pepperdine		5 1		130	H	Portland	0 20		
						43	H	BYU		15 5		63	A	San Diego St.		4 2		130	H	Portland	10 2		
						43	H	BYU		6 5		63	H	San Diego St.		2 4		130	H	Portland	4 3		
												66	A	Gonzaga		3 15		207	A	UC Riverside	31 3		
												66	A	Gonzaga		9 11		207	H	UC Riverside	7 6		
												66	A	Gonzaga		4 2		217	A	Long Beach St.	4 0		
												68	A	LMU (CA)		11 8		217	H	Long Beach St.	4 5		
												68	A	LMU (CA)		2 3		220	H	Hawaii	2 5		
												68	A	LMU (CA)		4 10		230	H	Wagner	3 1		
												76	H	TCU		9 6		230	H	Wagner	15 9		
												81	N	Minnesota		6 5		230	H	Wagner	14 0		
												82	H	St. John's (NY)		2 1							
												82	H	St. John's (NY)		5 7							
												82	H	St. John's (NY)		9 3							
												90	H	Cal St. Fullerton		6 2							
												96	H	San Francisco		4 10							
												96	H	San Francisco		10 3							
						LAST 10 GAMES																	
						220	H	Hawaii		2 5													
						63	H	San Diego St.		2 4													
						130	H	Portland		0 20													
						130	H	Portland		10 2													
						130	H	Portland		4 3													
Non-Div. I Games:																							

San Diego

RPI	S	Opponent	Score	
96	H	San Francisco	6	4
115	A	California Baptist	5	4
68	A	LMU (CA)	11	8
68	A	LMU (CA)	2	3
68	A	LMU (CA)	4	10
217	H	Long Beach St.	4	5

S  
a  
n  
D  
i  
e  
g  
o

S  
a  
n  
D  
i  
e  
g  
o



[illegible]

**Non-Div. I Games:**

Sam Houston St.

Average RPI Win: 159		WON-LOST RECORD		WINNING PCT. RANK		LAST 10 GAMES		STRENGTH OF SCHEDULE		OPP. STRENGTH OF SCHEDULE		TEAM RPI		ADJ RPI		CONF. RPI		ADJ CONF. RPI					
DIV. I ONLY		18-13-0		.58065 97		7-3-0		118		109		73		.53761 79		6		6					
DIV. I NON-CONF.		14-8-0		.63636 76		3-1-0		168		149		63		.54754 67		6		6					
TOTALS		RPI 1-25		RPI 26-50		W-L RECORDS		RPI 51-100		RPI 101-150		RPI 150+											
18-13-0		1-1-0		1-5-0		OVERALL		1-1-0		6-4-0		9-2-0											
6-4-0		0-1-0		0-3-0		HOME		1-0-0		0-0-0		5-0-0											
10-8-0		1-0-0		1-2-0		AWAY		0-1-0		6-4-0		2-1-0											
2-1-0		0-0-0		0-0-0		NEUTRAL		0-0-0		0-0-0		2-1-0											
14-8-0		1-1-0		0-0-0		NON-CONFERENCE		1-1-0		6-4-0		6-2-0											
3-1-0		0-1-0		0-0-0		HOME		1-0-0		0-0-0		2-0-0											
9-6-0		1-0-0		0-0-		AWAY		0-1-0		6-4-0		2-1-0											
2-1-0		0-0-0		0-0-0		NEUTRAL		0-0-0		0-0-0		2-1-0											
4-5-0		0-0-0		1-5-0		CONFERENCE		0-0-0		0-0-0		3-0-0											
3-3-0		0-0-0		0-3-0		HOME		0-0-0		0-0-0		3-0-0											
1-2-0		0-0-0		1-2-0		AWAY		0-0-0		0-0-0		0-0-0											
0-0-0		0-0-0		0-0-0		NEUTRAL		0-0-0		0-0-0		0-0-0											
RPI	S	Opponent		Score		RPI	S	Opponent		Score		RPI	S	Opponent		Score							
23	A	Illinois		12	8	29	A	DBU		3	14	69	A	Iowa		2	4	107	A	UNLV		2	3
23	H	Illinois		2	4	29	A	DBU		2	1	69	H	Iowa		3	1	107	A	UNLV		2	4
						29	A	DBU		6	7							107	A	UNLV		8	5
						48	H	Evansville		2	4							135	A	UTSA		2	7
						48	H	Evansville		0	1							135	A	UTSA		4	3
						48	H	Evansville		4	6							135	A	UTSA		3	2
																		146	A	Austin Peay		5	3
																		149	A	Central Ark.		9	13
																		149	A	Central Ark.		5	2
																		149	A	Central Ark.		4	3
																		178	H	Southern Ill.		7	1
																		178	H	Southern Ill.		14	4
																		178	H	Southern Ill.		8	0
																		199	A	Middle Tenn.		0	1
																		199	A	Middle Tenn.		2	1
																		218	N	Dartmouth		2	6
																		218	N	Dartmouth		10	2
																		218	N	Dartmouth		6	3
																		227	H	SIUE		9	6
																		259	A	Western Ill.		4	1
																		259	H	Western Ill.		10	0
						LAST 10 GAMES																	
						178	H	Southern Ill.		7	1	29	A	DBU		3	14						
						178	H	Southern Ill.		14	4	29	A	DBU		2	1						
						199	A	Middle Tenn.		2	1	23	A	Illinois		12	8						
						29	A	DBU		6	7	178	H	Southern Ill.		8	0						
						23	H	Illinois		2	4	69	H	Iowa		3	1						
Non-Div. I Games:		Rowan		3	0	Robert Morris-S'fiel		10	0	Eureka		20	1	MacMurray		7	1						
		Robert Morris-S'fiel		14	2	Keystone		18	1							Bradley							

Average RPI Win: 164		WON-LOST	WINNING	LAST 10	STRENGTH OF		OPP. STRENGTH	TEAM	ADJ	CONF.	ADJ CONF.
Average RPI Loss: 141		RECORD	PCT. RANK	GAMES	SCHEDULE		OF SCHEDULE	RPI	RPI	RPI	RPI
DIV. I ONLY		27-13-0	.675	40	8-2-0		195	153	80	.53623	80
DIV. I NON-CONF.		16-6-0	.72727	39	3-1-0		89	34	22	.58777	22
TOTALS		RPI 1-25	RPI 26-50		W-L RECORDS		RPI 51-100		RPI 101-150		RPI 150+
27-13-0		3-2-0	1-1-0		OVERALL		2-1-0		6-5-0		15-4-0
14-3-0		0-0-0	0-0-0		HOME		0-1-0		3-1-0		11-1-0
11-8-0		3-2-0	1-1-0		AWAY		1-0-0		2-2-0		4-3-0
2-2-0		0-0-0	0-0-0		NEUTRAL		1-0-0		1-2-0		0-0-0
16-6-0		3-2-0	1-1-0		NON-CONFERENCE		2-1-0		3-2-0		7-0-0
7-1-0		0-0-0	0-0-0		HOME		0-1-0		1-0-0		6-0-0
7-3-0		3-2-0	1-0-		AWAY		1-0-0		1-0-0		1-0-0
2-2-0		0-0-0	0-0-0		NEUTRAL		1-0-0		1-2-0		0-0-0
11-7-0		0-0-0	0-0-0		CONFERENCE		0-0-0		3-3-0		8-4-0
7-2-0		0-0-0	0-0-0		HOME		0-0-0		2-1-0		5-1-0
4-5-0		0-0-0	0-0-0		AWAY		0-0-0		1-2-0		3-3-0
0-0-0		0-0-0	0-0-0		NEUTRAL		0-0-0		0-0-0		0-0-0
RPI S	Opponent	Score	RPI S	Opponent	Score	RPI S	Opponent	Score	RPI S	Opponent	Score
7 A	East Carolina	12 4	28 A	Ole Miss	9 5	59 A	Xavier	10 0	111 A	Cincinnati	8 3
21 A	Oklahoma St.	5 17	28 A	Ole Miss	1 10	59 H	Xavier	8 9	111 H	Cincinnati	10 4
21 A	Oklahoma St.	0 4				59 N	Xavier	12 2	125 N	Utah	8 12
21 A	Oklahoma St.	5 4							133 A	Milwaukee	14 12
24 A	Indiana	15 4							133 A	Milwaukee	6 10
									133 A	Milwaukee	6 7
									133 H	Milwaukee	3 2
									133 H	Milwaukee	3 0
									133 H	Milwaukee	10 11
									134 N	Miami (OH)	6 7
									145 N	Western Caro.	5 3
									158 A	Dayton	8 7
									159 H	Wofford	11 4
									173 H	Canisius	3 2
									209 H	Toledo	10 5
									215 A	UIC	10 3
									215 A	UIC	1 6
									215 A	UIC	7 1
									236 H	Ohio	12 1
									236 H	Ohio	13 0
									250 H	Oakland	6 2
									250 H	Oakland	16 4
									250 H	Oakland	11 3
									274 H	Bowling Green	8 5
									277 A	Northern Ky.	3 6
									277 A	Northern Ky.	6 7
									277 A	Northern Ky.	9 1
Non-Div. I Games:			Northwestern Ohio		8 1	Cedarville		11 0	Wright St.		

RPI	S	Opponent	Score	
281	H	Youngstown St.	18	8
281	H	Youngstown St.	8	10
281	H	Youngstown St.	7	1

Wright St.

W  
r  
i  
g  
h  
t  
S  
t  
.

W  
r  
i  
g  
h  
t  
S  
t  
.

Average RPI Win:	127	WON-LOST RECORD	WINNING PCT. RANK	LAST 10 GAMES	STRENGTH OF SCHEDULE	OPP. STRENGTH OF SCHEDULE	TEAM RPI	ADJ RPI	CONF. RPI	ADJ CONF. RPI	
DIV. I ONLY		15-20-0	.42857 206	4-6-0	28	66	81	.53549 81	7	7	
DIV. I NON-CONF.		8-15-0	.34783 219	3-2-0	63	25	141	.50282 141	7	7	
<hr/>											
TOTALS	RPI 1-25	RPI 26-50		W-L RECORDS	RPI 51-100		RPI 101-150		RPI 150+		
15-20-0	1-7-0	4-5-0		OVERALL	2-6-0		0-0-0		8-2-0		
6-5-0	1-2-0	3-3-0		HOME	0-0-0		0-0-0		2-0-0		
8-9-0	0-3-0	1-2-0		AWAY	1-3-0		0-0-0		6-1-0		
1-6-0	0-2-0	0-0-0		NEUTRAL	1-3-0		0-0-0		0-1-0		
8-15-0	0-5-0	2-4-0		NON-CONFERENCE	1-4-0		0-0-0		5-2-0		
3-2-0	0-0-0	1-2-0		HOME	0-0-0		0-0-0		2-0-0		
4-7-0	0-3-0	1-0-		AWAY	0-1-0		0-0-0		3-1-0		
1-6-0	0-2-0	0-0-0		NEUTRAL	1-3-0		0-0-0		0-1-0		
7-5-0	1-2-0	2-1-0		CONFERENCE	1-2-0		0-0-0		3-0-0		
3-3-0	1-2-0	2-1-0		HOME	0-0-0		0-0-0		0-0-0		
4-2-0	0-0-0	0-0-0		AWAY	1-2-0		0-0-0		3-0-0		
0-0-0	0-0-0	0-0-0		NEUTRAL	0-0-0		0-0-0		0-0-0		
RPI S	Opponent	Score	RPI S	Opponent	Score	RPI S	Opponent	Score	RPI S	Opponent	Score
5 N	Oregon St.	1 13	29 A	DBU	0 9	57 A	Pepperdine	12 13	164 A	Penn St.	5 1
5 N	Oregon St.	1 2	29 A	DBU	9 7	60 A	Michigan	3 5	164 A	Penn St.	7 5
23 H	Illinois	2 4	29 A	DBU	5 7	60 A	Michigan	6 4	164 A	Penn St.	8 6
23 H	Illinois	3 13	37 H	Nebraska	5 2	60 A	Michigan	0 8	183 N	New Mexico	1 11
23 H	Illinois	5 4	37 H	Nebraska	1 10	62 N	Washington	5 7	193 H	South Dakota St.	5 1
25 A	NC State	2 3	37 H	Nebraska	3 2	66 N	Gonzaga	5 6	217 A	Long Beach St.	4 6
25 A	NC State	4 8	39 H	Oklahoma	8 1	66 N	Gonzaga	8 5	217 A	Long Beach St.	6 2
25 A	NC State	4 5	39 H	Oklahoma	1 2	77 N	San Diego	5 6	217 A	Long Beach St.	19 6
			39 H	Oklahoma	2 5				242 H	North Dakota St.	4 3
									257 A	Seattle U	3 2
<hr/>											
LAST 10 GAMES											
25 A	NC State	4 8	193 H	South Dakota St.	5 1						
25 A	NC State	2 3	23 H	Illinois	3 13						
39 H	Oklahoma	2 5	23 H	Illinois	5 4						
39 H	Oklahoma	1 2	23 H	Illinois	2 4						
39 H	Oklahoma	8 1	242 H	North Dakota St.	4 3						

Non-Div. I Games: Augsburg 9 3 St. Scholastica 14 4

Minnesota

Average RPI Win:	182	WON-LOST RECORD	WINNING PCT. RANK	LAST 10 GAMES	STRENGTH OF SCHEDULE	OPP. STRENGTH OF SCHEDULE	TEAM RPI	ADJ RPI	CONF. RPI	ADJ CONF. RPI	
DIV. I ONLY		23-14-0	.62162 64	7-3-0	153	148	82	.53494 82	14	14	
DIV. I NON-CONF.		18-10-0	.64286 74	4-0-0	95	134	45	.56604 45	14	14	
<hr/>											
TOTALS	RPI 1-25	RPI 26-50		W-L RECORDS	RPI 51-100		RPI 101-150		RPI 150+		
23-14-0	0-3-0	1-2-0		OVERALL	5-4-0		3-1-0		14-4-0		
14-3-0	0-0-0	0-0-0		HOME	4-2-0		2-0-0		8-1-0		
8-11-0	0-3-0	1-2-0		AWAY	1-2-0		1-1-0		5-3-0		
1-0-0	0-0-0	0-0-0		NEUTRAL	0-0-0		0-0-0		1-0-0		
<hr/>											
18-10-0	0-3-0	1-2-0		NON-CONFERENCE	4-2-0		3-1-0		10-2-0		
12-0-0	0-0-0	0-0-0		HOME	3-0-0		2-0-0		7-0-0		
6-10-0	0-3-0	1-0-		AWAY	1-2-0		1-1-0		3-2-0		
0-0-0	0-0-0	0-0-0		NEUTRAL	0-0-0		0-0-0		0-0-0		
<hr/>											
5-4-0	0-0-0	0-0-0		CONFERENCE	1-2-0		0-0-0		4-2-0		
2-3-0	0-0-0	0-0-0		HOME	1-2-0		0-0-0		1-1-0		
2-1-0	0-0-0	0-0-0		AWAY	0-0-0		0-0-0		2-1-0		
1-0-0	0-0-0	0-0-0		NEUTRAL	0-0-0		0-0-0		1-0-0		
<hr/>											
RPI S	Opponent	Score	RPI S	Opponent	Score	RPI S	Opponent	Score	RPI S	Opponent	Score
1 A	UCLA	2 3	35 A	UC Irvine	0 3	59 H	Xavier	9 8	101 H	Marist	7 3
1 A	UCLA	1 11	35 A	UC Irvine	0 3	59 H	Xavier	8 11	120 H	Stony Brook	6 3
1 A	UCLA	0 9	35 A	UC Irvine	4 3	59 H	Xavier	1 8	145 A	Western Caro.	4 13
						77 A	San Diego	1 2	145 A	Western Caro.	5 2
						77 A	San Diego	3 9	165 A	Fairfield	3 4
						77 A	San Diego	7 5	177 H	Columbia	22 7
						95 H	Kansas	11 3	182 A	CSUN	9 11
						95 H	Kansas	1 0	192 A	Saint Louis	6 2
						95 H	Kansas	3 1	192 A	Saint Louis	16 3
									216 H	Hofstra	9 1
									216 H	Hofstra	9 0
									221 H	LIU Brooklyn	11 10
									238 H	Albany (NY)	5 4
									243 A	Butler	4 1
									243 A	Butler	7 11
									243 A	Butler	5 4
									270 A	Iona	7 1
									286 H	Villanova	1 5
									286 H	Villanova	3 1
									286 N	Villanova	24 6
									291 H	Fairleigh Dickinson	11 4
									299 H	Saint Peter's	7 5
<hr/>											
LAST 10 GAMES											
243 A	Butler	5 4	286 H	Villanova	1 5						
243 A	Butler	7 11	291 H	Fairleigh Dickinson	11 4						
120 H	Stony Brook	6 3	59 H	Xavier	1 8						
286 H	Villanova	3 1	59 H	Xavier	9 8						
286 N	Villanova	24 6	59 H	Xavier	8 11						

**Non-Div. I Games:**

St. John's (NY)

Average RPI Win: 129		WON-LOST	WINNING	LAST 10	STRENGTH OF		OPP. STRENGTH	TEAM	ADJ		CONF.	ADJ CONF.			
Average RPI Loss: 78		RECORD	PCT. RANK	GAMES	SCHEDULE		OF SCHEDULE	RPI	RPI		RPI	RPI			
DIV. I ONLY		20-21-0	.4878	159	4-6-0		45	60	83		7	7			
DIV. I NON-CONF.		14-15-0	.48276	152	1-3-0		67	47	104		7	7			
TOTALS		RPI 1-25	RPI 26-50		W-L RECORDS		RPI 51-100		RPI 101-150		RPI 150+				
20-21-0		3-10-0	0-0-0		OVERALL		7-3-0		3-6-0		7-2-0				
8-12-0		1-9-0	0-0-0		HOME		1-0-0		2-3-0		4-0-0				
11-8-0		2-1-0	0-0-0		AWAY		5-2-0		1-3-0		3-2-0				
1-1-0		0-0-0	0-0-0		NEUTRAL		1-1-0		0-0-0		0-0-0				
14-15-0		0-7-0	0-0-0		NON-CONFERENCE		5-2-0		2-4-0		7-2-0				
6-8-0		0-7-0	0-0-0		HOME		1-0-0		1-1-0		4-0-0				
7-6-0		0-0-0	0-0-		AWAY		3-1-0		1-3-0		3-2-0				
1-1-0		0-0-0	0-0-0		NEUTRAL		1-1-0		0-0-0		0-0-0				
6-6-0		3-3-0	0-0-0		CONFERENCE		2-1-0		1-2-0		0-0-0				
2-4-0		1-2-0	0-0-0		HOME		0-0-0		1-2-0		0-0-0				
4-2-0		2-1-0	0-0-0		AWAY		2-1-0		0-0-0		0-0-0				
0-0-0		0-0-0	0-0-0		NEUTRAL		0-0-0		0-0-0		0-0-0				
RPI S	Opponent	Score		RPI S	Opponent	Score		RPI S	Opponent	Score		RPI S	Opponent	Score	
7 H	East Carolina	1	2					51 A	Coastal Caro.	2	7	116 A	William & Mary	1	8
7 H	East Carolina	0	9					70 N	Campbell	6	10	116 H	William & Mary	16	10
7 H	East Carolina	0	3					73 A	VCU	4	3	121 A	Louisiana	3	4
15 H	Creighton	2	3					73 H	VCU	10	5	121 A	Louisiana	4	2
15 H	Creighton	3	5					73 N	VCU	5	3	121 A	Louisiana	1	2
15 H	Creighton	6	8					89 A	Elon	12	4	138 H	Ohio St.	14	8
19 H	West Virginia	1	8					89 A	Elon	11	4	138 H	Ohio St.	1	5
23 A	Illinois	8	4					94 A	Northwestern	12	10	138 H	Ohio St.	9	10
23 A	Illinois	1	5					94 A	Northwestern	7	13	148 H	James Madison	1	14
23 A	Illinois	4	2					94 A	Northwestern	13	8	208 H	Maine	9	6
24 H	Indiana	4	19									208 H	Maine	5	3
24 H	Indiana	5	20									208 H	Maine	4	0
24 H	Indiana	2	0									225 A	Stetson	8	4
												225 A	Stetson	7	12
												225 A	Stetson	7	0
												234 A	Delaware	11	6
												234 H	Delaware	11	6
												265 A	George Mason	5	9
				LAST 10 GAMES											
				94 A	Northwestern	12	10	121 A	Louisiana	1	2				
				94 A	Northwestern	7	13	208 H	Maine	5	3				
				23 A	Illinois	8	4	208 H	Maine	4	0				
				23 A	Illinois	1	5	73 H	VCU	10	5				
				121 A	Louisiana	3	4	138 H	Ohio St.	1	5				

Non-Div. I Games:

Maryland

Average RPI Win:		142	WON-LOST RECORD		WINNING PCT. RANK	LAST 10 GAMES		STRENGTH OF SCHEDULE		OPP. STRENGTH OF SCHEDULE	TEAM RPI	ADJ RPI	CONF. RPI	ADJ CONF. RPI	
Average RPI Loss:		93													
DIV. I ONLY			22-19-0		.53659	122		64		97	84	.53393	84	12	
DIV. I NON-CONF.			9-13-0		.40909	193		29		37	109	.52137	109	13	
TOTALS		RPI 1-25	RPI 26-50		W-L RECORDS		RPI 51-100		RPI 101-150		RPI 150+				
22-19-0		1-4-0	0-3-0		OVERALL		4-2-0		9-8-0		8-2-0				
12-10-0		0-0-0	0-3-0		HOME		2-2-0		5-4-0		5-1-0				
10-9-0		1-4-0	0-0-0		AWAY		2-0-0		4-4-0		3-1-0				
0-0-0		0-0-0	0-0-0		NEUTRAL		0-0-0		0-0-0		0-0-0				
9-13-0		1-4-0	0-3-0		NON-CONFERENCE		2-1-0		5-5-0		1-0-0				
5-6-0		0-0-0	0-3-0		HOME		0-1-0		4-2-0		1-0-0				
4-7-0		1-4-0	0-0-0		AWAY		2-0-0		1-3-0		0-0-0				
0-0-0		0-0-0	0-0-0		NEUTRAL		0-0-0		0-0-0		0-0-0				
13-6-0		0-0-0	0-0-0		CONFERENCE		2-1-0		4-3-0		7-2-0				
7-4-0		0-0-0	0-0-0		HOME		2-1-0		1-2-0		4-1-0				
6-2-0		0-0-0	0-0-0		AWAY		0-0-0		3-1-0		3-1-0				
0-0-0		0-0-0	0-0-0		NEUTRAL		0-0-0		0-0-0		0-0-0				
RPI S	Opponent	Score		RPI S	Opponent	Score		RPI S	Opponent	Score		RPI S	Opponent	Score	
12 A	Mississippi St.	0	12	38 H	Louisiana Tech	8	13	85 A	Tulane	10	3	108 A	McNeese	12	3
20 A	LSU	5	6	38 H	Louisiana Tech	8	12	85 H	Tulane	14	15	120 H	Stony Brook	4	7
21 A	Oklahoma St.	1	5	38 H	Louisiana Tech	11	15	99 H	Northwestern St.	5	3	120 H	Stony Brook	8	0
21 A	Oklahoma St.	5	3					99 H	Northwestern St.	8	1	120 H	Stony Brook	7	2
21 A	Oklahoma St.	0	9					99 H	Northwestern St.	1	3	121 A	Louisiana	2	8
								100 A	South Alabama	1	0	121 H	Louisiana	8	9
												124 A	Troy	3	8
												124 A	Troy	19	4
												124 A	Troy	2	5
												143 A	SFA	5	1
												143 A	SFA	2	4
												143 A	SFA	11	3
												147 H	La.-Monroe	10	3
												147 H	La.-Monroe	7	1
												149 H	Central Ark.	3	2
												149 H	Central Ark.	2	3
												149 H	Central Ark.	1	3
												168 A	Nicholls St.	11	1
												168 H	Nicholls St.	1	4
												168 H	Nicholls St.	3	1
												169 A	New Orleans	7	1
												169 A	New Orleans	7	6
												169 A	New Orleans	4	7
												180 H	Abilene Christian	8	3
												180 H	Abilene Christian	12	9
												180 H	Abilene Christian	14	1
												294 H	Alcorn	13	3
				LAST 10 GAMES											
				169 A	New Orleans	4	7	85 A	Tulane	10	3				
				169 A	New Orleans	7	6	168 A	Nicholls St.	11	1				
				149 H	Central Ark.	3	2	168 H	Nicholls St.	1	4				
				124 A	Troy	19	4	168 H	Nicholls St.	3	1				
				124 A	Troy	3	8	108 A	McNeese	12	3				

Non-Div. I Games:

Southeastern La.



T  
u  
l  
a  
n  
e

Tulane

RPI	S	Opponent	Score	
254	H	George Washington	3	2
254	H	George Washington	7	6

Tulane

T  
u  
l  
a  
n  
e

T  
u  
l  
a  
n  
e

Average RPI Win: 168		WON-LOST	WINNING	LAST 10	STRENGTH OF		OPP. STRENGTH	TEAM	ADJ	CONF.	ADJ CONF.
Average RPI Loss: 55		RECORD	PCT. RANK	GAMES	SCHEDULE		OF SCHEDULE	RPI	RPI	RPI	RPI
DIV. I ONLY		25-18-0	.5814	95	72		84	86	.53123	86	3
DIV. I NON-CONF.		16-6-0	.72727	39	173		215	91	.53218	90	4
TOTALS		RPI 1-25	RPI 26-50		W-L RECORDS		RPI 51-100		RPI 101-150		RPI 150+
25-18-0		3-8-0	1-2-0		OVERALL		2-5-0		5-2-0		14-1-0
20-9-0		1-3-0	1-2-0		HOME		2-2-0		2-1-0		14-1-0
5-6-0		2-4-0	0-0-0		AWAY		0-1-0		3-1-0		0-0-0
0-3-0		0-1-0	0-0-0		NEUTRAL		0-2-0		0-0-0		0-0-0
16-6-0		1-1-0	0-0-0		NON-CONFERENCE		1-3-0		3-1-0		11-1-0
15-2-0		1-0-0	0-0-0		HOME		1-0-0		2-1-0		11-1-0
1-1-0		0-0-0	0-0-		AWAY		0-1-0		1-0-0		0-0-0
0-3-0		0-1-0	0-0-0		NEUTRAL		0-2-0		0-0-0		0-0-0
9-12-0		2-7-0	1-2-0		CONFERENCE		1-2-0		2-1-0		3-0-0
5-7-0		0-3-0	1-2-0		HOME		1-2-0		0-0-0		3-0-0
4-5-0		2-4-0	0-0-0		AWAY		0-0-0		2-1-0		0-0-0
0-0-0		0-0-0	0-0-0		NEUTRAL		0-0-0		0-0-0		0-0-0
RPI S	Opponent	Score	RPI S	Opponent	Score	RPI S	Opponent	Score	RPI S	Opponent	Score
2 N	Vanderbilt	9 15	44 H	Duke	1 2	56 H	Florida St.	2 14	116 H	William & Mary	3 9
10 A	Georgia Tech	3 7	44 H	Duke	6 8	56 H	Florida St.	13 3	123 H	Old Dominion	4 2
10 A	Georgia Tech	5 6	44 H	Duke	11 3	56 H	Florida St.	3 5	128 A	Notre Dame	6 5
10 A	Georgia Tech	9 8				65 A	Liberty	5 14	128 A	Notre Dame	2 5
14 H	Miami (FL)	6 9				65 H	Liberty	6 3	128 A	Notre Dame	12 7
14 H	Miami (FL)	1 3				76 N	TCU	4 9	148 A	James Madison	9 3
14 H	Miami (FL)	1 2				90 N	Cal St. Fullerton	5 6	148 H	James Madison	2 1
22 H	UConn	6 3							152 H	Richmond	5 1
25 A	NC State	7 8							157 H	Radford	6 3
25 A	NC State	0 3							200 H	Seton Hall	4 0
25 A	NC State	4 3							200 H	Seton Hall	0 3
			LAST 10 GAMES								
			14 H	Miami (FL)	1 2	286 H	Villanova	7 2			
			14 H	Miami (FL)	6 9	260 H	VMI	9 0			
			128 A	Notre Dame	12 7	148 H	James Madison	2 1			
			128 A	Notre Dame	6 5	65 H	Liberty	6 3			
			230 H	Wagner	14 0	56 H	Florida St.	13 3			
									288 H	Longwood	13 4

Non-Div. I Games:

Virginia

Average RPI Win: 126		WON-LOST	WINNING	LAST 10	STRENGTH OF		OPP. STRENGTH	TEAM	ADJ	CONF.	ADJ CONF.
Average RPI Loss: 61		RECORD	PCT. RANK	GAMES	SCHEDULE		OF SCHEDULE	RPI	RPI	RPI	RPI
DIV. I ONLY		20-20-0	.5	148	2-8-0		33	58	87	.53112	87
DIV. I NON-CONF.		15-13-0	.53571	131	0-2-0		41	51	77	.53845	77
TOTALS		RPI 1-25	RPI 26-50		W-L RECORDS		RPI 51-100		RPI 101-150		RPI 150+
20-20-0		2-6-0	0-4-0		OVERALL		7-5-0		6-5-0		5-0-0
15-9-0		2-1-0	0-4-0		HOME		4-1-0		4-3-0		5-0-0
3-8-0		0-4-0	0-0-0		AWAY		3-3-0		0-1-0		0-0-0
2-3-0		0-1-0	0-0-0		NEUTRAL		0-1-0		2-1-0		0-0-0
15-13-0		2-6-0	0-1-0		NON-CONFERENCE		4-2-0		4-4-0		5-0-0
11-4-0		2-1-0	0-1-0		HOME		2-0-0		2-2-0		5-0-0
2-6-0		0-4-0	0-0-		AWAY		2-1-0		0-1-0		0-0-0
2-3-0		0-1-0	0-0-0		NEUTRAL		0-1-0		2-1-0		0-0-0
5-7-0		0-0-0	0-3-0		CONFERENCE		3-3-0		2-1-0		0-0-0
4-5-0		0-0-0	0-3-0		HOME		2-1-0		2-1-0		0-0-0
1-2-0		0-0-0	0-0-0		AWAY		1-2-0		0-0-0		0-0-0
0-0-0		0-0-0	0-0-0		NEUTRAL		0-0-0		0-0-0		0-0-0
RPI S	Opponent	Score	RPI S	Opponent	Score	RPI S	Opponent	Score	RPI S	Opponent	Score
11 N	Stanford	4 5	34 H	Houston	5 13	55 A	UT Arlington	2 5	112 H	Rhode Island	1 6
15 H	Creighton	7 5	34 H	Houston	3 7	55 A	UT Arlington	8 6	112 H	Rhode Island	8 7
15 H	Creighton	4 3	34 H	Houston	4 7	57 N	Pepperdine	8 13	112 H	Rhode Island	8 13
17 A	Texas Tech	4 15	39 H	Oklahoma	4 9	71 H	Kansas St.	8 5	112 H	Rhode Island	5 1
17 A	Texas Tech	2 12				75 H	UCF	6 4	122 H	Memphis	3 6
17 A	Texas Tech	10 15				75 H	UCF	8 6	122 H	Memphis	8 4
21 A	Oklahoma St.	7 10				75 H	UCF	3 11	122 H	Memphis	7 3
21 H	Oklahoma St.	0 1				85 A	Tulane	4 8	129 A	Grand Canyon	1 9
						85 A	Tulane	12 11	129 N	Grand Canyon	8 7
						85 A	Tulane	6 12	143 N	SFA	18 2
						95 A	Kansas	9 1	143 N	SFA	2 3
						95 H	Kansas	3 2	196 H	Omaha	12 2
									204 H	Oral Roberts	8 2
									264 H	Bethune-Cookman	2 0
									264 H	Bethune-Cookman	11 4
									264 H	Bethune-Cookman	7 0
LAST 10 GAMES						75 H	UCF	3 11			
						75 H	UCF	8 6			
						34 H	Houston	4 7			
						34 H	Houston	3 7			
						34 H	Houston	5 13			
						85 A	Tulane	4 8			
						85 A	Tulane	6 12			
						112 H	Rhode Island	1 6			
						39 H	Oklahoma	4 9			
						75 H	UCF	6 4			

Non-Div. I Games:

Wichita St.

I  
n  
c  
a  
r  
n  
a  
t  
e  
W  
o  
r  
d

Incarnate Word

RPI	S	Opponent	Score	
292	H	Prairie View	16	3

Incarnate Word

I  
n  
c  
a  
r  
n  
a  
t  
e  
W  
o  
r  
d

I  
n  
c  
a  
r  
n  
a  
t  
e  
W  
o  
r  
d

Average RPI Win: 166		WON-LOST	WINNING	LAST 10	STRENGTH OF		OPP. STRENGTH	TEAM	ADJ		CONF.	ADJ CONF.			
Average RPI Loss: 90		RECORD	PCT. RANK	GAMES	SCHEDULE		OF SCHEDULE	RPI	RPI		RPI	RPI			
DIV. I ONLY		24-18-0	.57143	101	6-4-0		82	129	89	.53099	89	17	17		
DIV. I NON-CONF.		11-16-0	.40741	198	0-4-0		52	118	155	.4954	155	16	15		
TOTALS		RPI 1-25	RPI 26-50		W-L RECORDS		RPI 51-100		RPI 101-150		RPI 150+				
24-18-0		0-4-0	0-0-0		OVERALL		4-10-0		8-1-0		12-3-0				
12-12-0		0-2-0	0-0-0		HOME		1-8-0		3-0-0		8-2-0				
11-6-0		0-2-0	0-0-0		AWAY		3-2-0		5-1-0		3-1-0				
1-0-0		0-0-0	0-0-0		NEUTRAL		0-0-0		0-0-0		1-0-0				
11-16-0		0-4-0	0-0-0		NON-CONFERENCE		2-9-0		2-1-0		7-2-0				
6-12-0		0-2-0	0-0-0		HOME		1-8-0		0-0-0		5-2-0				
4-4-0		0-2-0	0-0-		AWAY		1-1-0		2-1-0		1-0-0				
1-0-0		0-0-0	0-0-0		NEUTRAL		0-0-0		0-0-0		1-0-0				
13-2-0		0-0-0	0-0-0		CONFERENCE		2-1-0		6-0-0		5-1-0				
6-0-0		0-0-0	0-0-0		HOME		0-0-0		3-0-0		3-0-0				
7-2-0		0-0-0	0-0-0		AWAY		2-1-0		3-0-0		2-1-0				
0-0-0		0-0-0	0-0-0		NEUTRAL		0-0-0		0-0-0		0-0-0				
RPI	S	Opponent	Score		RPI	S	Opponent	Score		RPI	S	Opponent	Score		
7	A	East Carolina	3	5						116	A	William & Mary	11	9	
7	H	East Carolina	4	9						116	A	William & Mary	11	2	
25	A	NC State	2	21						116	A	William & Mary	8	2	
25	H	NC State	0	5						65	H	Liberty	1	13	
										145	A	Western Caro.	6	2	
										145	A	Western Caro.	12	11	
										145	A	Western Caro.	2	5	
										148	H	James Madison	8	3	
										148	H	James Madison	3	1	
										148	H	James Madison	5	4	
										153	A	High Point	10	8	
										172	H	N.C. A&T	2	3	
										195	H	Lafayette	9	1	
										195	H	Lafayette	5	1	
										195	H	Lafayette	8	0	
										214	N	Quinnipiac	11	1	
										230	H	Wagner	16	6	
										230	H	Wagner	6	7	
										230	H	Wagner	10	6	
										234	H	Delaware	4	1	
										234	H	Delaware	12	1	
										234	H	Delaware	6	0	
					LAST 10 GAMES						261	A	Towson	16	8
					234	H	Delaware	4	1	91	H	UNC Greensboro	8	9	
					230	H	Wagner	6	7	116	A	William & Mary	11	2	
					230	H	Wagner	10	6	116	A	William & Mary	8	2	
					214	N	Quinnipiac	11	1	116	A	William & Mary	11	9	
					172	H	N.C. A&T	2	3	7	H	East Carolina	4	9	

Non-Div. I Games:

Elon

Average RPI Win:		125	WON-LOST RECORD		WINNING PCT. RANK		LAST 10 GAMES		STRENGTH OF SCHEDULE		OPP. STRENGTH OF SCHEDULE		TEAM RPI		ADJ RPI		CONF. RPI		ADJ CONF. RPI					
Average RPI Loss:		87																						
DIV. I ONLY			16-20-0		.44444		194		3-7-0		32		51		90		.53035		90		13		13	
DIV. I NON-CONF.			9-15-0		.375		210		1-4-0		8		15		116		.51938		116		11		11	
TOTALS		RPI 1-25		RPI 26-50		W-L RECORDS		RPI 51-100		RPI 101-150		RPI 150+												
16-20-0		2-6-0		1-2-0		OVERALL		4-5-0		2-2-0		7-5-0												
5-11-0		2-5-0		0-1-0		HOME		2-3-0		1-2-0		0-0-0												
7-7-0		0-0-0		0-0-0		AWAY		0-2-0		0-0-0		7-5-0												
4-2-0		0-1-0		1-1-0		NEUTRAL		2-0-0		1-0-0		0-0-0												
9-15-0		1-4-0		1-2-0		NON-CONFERENCE		4-5-0		2-2-0		1-2-0												
4-9-0		1-3-0		0-1-0		HOME		2-3-0		1-2-0		0-0-0												
1-4-0		0-0-0		0-0-		AWAY		0-2-0		0-0-0		1-2-0												
4-2-0		0-1-0		1-1-0		NEUTRAL		2-0-0		1-0-0		0-0-0												
7-5-0		1-2-0		0-0-0		CONFERENCE		0-0-0		0-0-0		6-3-0												
1-2-0		1-2-0		0-0-0		HOME		0-0-0		0-0-0		0-0-0												
6-3-0		0-0-0		0-0-0		AWAY		0-0-0		0-0-0		6-3-0												
0-0-0		0-0-0		0-0-0		NEUTRAL		0-0-0		0-0-0		0-0-0												
RPI	S	Opponent		Score		RPI	S	Opponent		Score		RPI	S	Opponent		Score		RPI	S	Opponent		Score		
1	H	UCLA		3	8	39	N	Oklahoma		8	6	57	H	Pepperdine		4	11	119	N	Missouri St.		7	0	
2	N	Vanderbilt		9	14	41	H	Arizona St.		4	6	63	H	San Diego St.		7	2	148	H	James Madison		0	1	
9	H	UC Santa Barbara		7	8	49	N	Fresno St.		2	5	63	H	San Diego St.		1	6	148	H	James Madison		12	3	
9	H	UC Santa Barbara		9	7							63	H	San Diego St.		7	13	148	H	James Madison		0	2	
9	H	UC Santa Barbara		6	7							76	N	TCU		2	0	151	A	Cal Poly		16	6	
11	H	Stanford		3	4							77	A	San Diego		2	6	151	A	Cal Poly		3	5	
11	H	Stanford		1	8							86	N	Virginia		6	5	151	A	Cal Poly		16	2	
11	H	Stanford		6	5							93	A	Southern California		5	6	183	A	New Mexico		4	6	
												93	H	Southern California		10	4	183	A	New Mexico		13	7	
																		183	A	New Mexico		11	18	
																		217	A	Long Beach St.		5	1	
																		217	A	Long Beach St.		4	3	
																		217	A	Long Beach St.		8	3	
																		220	A	Hawaii		5	2	
																		220	A	Hawaii		6	8	
																		220	A	Hawaii		1	3	
LAST 10 GAMES																								

Non-Div. I Games:

Cal St. Fullerton



Average RPI Win: 177		WON-LOST	WINNING	LAST 10	STRENGTH OF		OPP. STRENGTH	TEAM	ADJ		CONF.	ADJ CONF.	
Average RPI Loss: 109		RECORD	PCT. RANK	GAMES	SCHEDULE		OF SCHEDULE	RPI	RPI		RPI	RPI	
DIV. I ONLY		23-15-0	.60526	71	5-5-0		96	173	91	.5302	91	16	16
DIV. I NON-CONF.		18-8-0	.69231	53	3-2-0		101	188	62	.55179	62	18	18
TOTALS		RPI 1-25	RPI 26-50		W-L RECORDS		RPI 51-100		RPI 101-150		RPI 150+		
23-15-0	0-1-0	0-2-0		OVERALL		3-2-0		3-6-0		17-4-0			
19-5-0	0-0-0	0-0-0		HOME		2-1-0		3-3-0		14-1-0			
4-9-0	0-1-0	0-2-0		AWAY		1-1-0		0-3-0		3-2-0			
0-1-0	0-0-0	0-0-0		NEUTRAL		0-0-0		0-0-0		0-1-0			
18-8-0	0-1-0	0-2-0		NON-CONFERENCE		3-2-0		2-1-0		13-2-0			
16-2-0	0-0-0	0-0-0		HOME		2-1-0		2-1-0		12-0-0			
2-5-0	0-1-0	0-0-		AWAY		1-1-0		0-0-0		1-1-0			
0-1-0	0-0-0	0-0-0		NEUTRAL		0-0-0		0-0-0		0-1-0			
5-7-0	0-0-0	0-0-0		CONFERENCE		0-0-0		1-5-0		4-2-0			
3-3-0	0-0-0	0-0-0		HOME		0-0-0		1-2-0		2-1-0			
2-4-0	0-0-0	0-0-0		AWAY		0-0-0		0-3-0		2-1-0			
0-0-0	0-0-0	0-0-0		NEUTRAL		0-0-0		0-0-0		0-0-0			
RPI S	Opponent	Score		RPI S	Opponent	Score		RPI S	Opponent	Score			
18 A	North Carolina	4	17	45 A	Virginia Tech	4	12	67 A	Wake Forest	1	2		
				45 A	Virginia Tech	1	2	67 H	Wake Forest	9	5		
								70 H	Campbell	4	7		
								89 A	Elon	9	8		
								89 H	Elon	4	3		
								104 A	Samford	0	14		
								104 A	Samford	3	7		
								104 A	Samford	2	3		
								117 H	Jacksonville	4	8		
								117 H	Jacksonville	13	3		
								117 H	Jacksonville	5	4		
								145 H	Western Caro.	1	2		
								145 H	Western Caro.	4	24		
								145 H	Western Caro.	7	5		
								153 A	High Point	6	2		
								153 H	High Point	11	3		
								156 A	Winthrop	3	6		
								161 H	Furman	3	10		
								161 H	Furman	11	9		
								161 H	Furman	2	1		
								172 N	N.C. A&T	5	8		
								176 H	Penn	6	5		
								176 H	Penn	10	7		
								176 H	Penn	5	3		
								189 A	Mercer	1	8		
								189 A	Mercer	9	4		
								189 A	Mercer	5	3		
								214 H	Quinnipiac	8	2		
								214 H	Quinnipiac	12	5		
								239 H	Princeton	6	2		
								239 H	Princeton	3	2		
								239 H	Princeton	5	3		
LAST 10 GAMES				239 H	Princeton	5	3	104 A	Samford	2	3		
				176 H	Penn	5	3	104 A	Samford	3	7		
				239 H	Princeton	5	3	70 H	Campbell	4	7		
				89 A	Elon	9	8	265 H	George Mason	8	0		
				104 A	Samford	0	14	265 H	George Mason	4	2		

Non-Div. I Games:

UNC Greensboro

RPI	S	Opponent	Score	
239	H	Princeton	5	3
265	H	George Mason	4	2
265	H	George Mason	8	0

UNC Greensboro

U  
N  
C  
G  
r  
e  
e  
n  
s  
b  
o  
r  
o

U  
N  
C  
G  
r  
e  
e  
n  
s  
b  
o  
r  
o

Average RPI Win: 132		WON-LOST	WINNING	LAST 10	STRENGTH OF	OPP. STRENGTH	TEAM	ADJ	CONF.	ADJ CONF.		
Average RPI Loss: 59		RECORD	PCT. RANK	GAMES	SCHEDULE	OF SCHEDULE	RPI	RPI	RPI	RPI		
DIV. I ONLY		18-20-0	.47368	170	4-6-0	37	39	92	.52764	92	4	4
DIV. I NON-CONF.		12-8-0	.6	99	1-1-0	127	114	112	.5203	112	2	2
TOTALS		RPI 1-25	RPI 26-50		W-L RECORDS	RPI 51-100		RPI 101-150		RPI 150+		
18-20-0	0-6-0	2-7-0		OVERALL	5-2-0		6-3-0		5-2-0			
15-8-0	0-0-0	1-2-0		HOME	5-1-0		4-3-0		5-2-0			
3-12-0	0-6-0	1-5-0		AWAY	0-1-0		2-0-0		0-0-0			
0-0-0	0-0-0	0-0-0		NEUTRAL	0-0-0		0-0-0		0-0-0			
12-8-0	0-0-0	1-2-0		NON-CONFERENCE	2-2-0		4-2-0		5-2-0			
9-5-0	0-0-0	0-0-0		HOME	2-1-0		2-2-0		5-2-0			
3-3-0	0-0-0	1-0-		AWAY	0-1-0		2-0-0		0-0-0			
0-0-0	0-0-0	0-0-0		NEUTRAL	0-0-0		0-0-0		0-0-0			
6-12-0	0-6-0	1-5-0		CONFERENCE	3-0-0		2-1-0		0-0-0			
6-3-0	0-0-0	1-2-0		HOME	3-0-0		2-1-0		0-0-0			
0-9-0	0-6-0	0-3-0		AWAY	0-0-0		0-0-0		0-0-0			
0-0-0	0-0-0	0-0-0		NEUTRAL	0-0-0		0-0-0		0-0-0			
RPI	S	Opponent	Score	RPI	S	Opponent	Score	RPI	S	Opponent	Score	
1	A	UCLA	5 10	34	A	Houston	1 2	62	H	Washington	14 2	
1	A	UCLA	10 12	34	A	Houston	7 9	62	H	Washington	9 3	
1	A	UCLA	1 3	34	A	Houston	9 4	62	H	Washington	7 4	
5	A	Oregon St.	4 8	41	A	Arizona St.	2 8	63	A	San Diego St.	4 6	
5	A	Oregon St.	3 15	41	A	Arizona St.	3 8	72	H	Col. of Charleston	7 5	
5	A	Oregon St.	3 9	41	A	Arizona St.	16 17	72	H	Col. of Charleston	7 5	
				47	H	California	7 10	72	H	Col. of Charleston	6 10	
				47	H	California	3 7					
				47	H	California	4 2					

Non-Div. I Games:

Arizona

Average RPI Win:		110	WON-LOST RECORD		WINNING PCT. RANK	LAST 10 GAMES		STRENGTH OF SCHEDULE		OPP. STRENGTH OF SCHEDULE	TEAM RPI	ADJ RPI	CONF. RPI	ADJ CONF. RPI			
DIV. I ONLY			17-21-1		.44872	191		5-4-1		19	36	93	.52757	93	4	4	
DIV. I NON-CONF.			9-11-0		.45	174		2-1-0		3	93	111	.52084	111	2	2	
TOTALS		RPI 1-25		RPI 26-50		W-L RECORDS		RPI 51-100		RPI 101-150		RPI 150+					
17-21-1		2-8-0		4-3-0		OVERALL		3-5-0		2-4-0		6-1-1					
13-12-1		2-6-0		2-2-0		HOME		3-1-0		1-2-0		5-1-1					
4-8-0		0-1-0		2-1-0		AWAY		0-4-0		1-2-0		1-0-0					
0-1-0		0-1-0		0-0-0		NEUTRAL		0-0-0		0-0-0		0-0-0					
9-11-0		1-5-0		0-1-0		NON-CONFERENCE		3-2-0		1-2-0		4-1-0					
8-9-0		1-4-0		0-1-0		HOME		3-1-0		1-2-0		3-1-0					
1-2-0		0-1-0		0-0-		AWAY		0-1-0		0-0-0		1-0-0					
0-0-0		0-0-0		0-0-0		NEUTRAL		0-0-0		0-0-0		0-0-0					
8-10-1		1-3-0		4-2-0		CONFERENCE		0-3-0		1-2-0		2-0-1					
5-3-1		1-2-0		2-1-0		HOME		0-0-0		0-0-0		2-0-1					
3-6-0		0-0-0		2-1-0		AWAY		0-3-0		1-2-0		0-0-0					
0-1-0		0-1-0		0-0-0		NEUTRAL		0-0-0		0-0-0		0-0-0					
RPI	S	Opponent		Score		RPI	S	Opponent		Score		RPI	S	Opponent		Score	
1	H	UCLA		1 7		35	H	UC Irvine		9 12		57	H	Pepperdine		5 2	
1	H	UCLA		2 9		41	H	Arizona St.		10 6		60	H	Michigan		4 1	
1	H	UCLA		7 2		41	H	Arizona St.		8 11		62	A	Washington		1 7	
1	N	UCLA		5 7		41	H	Arizona St.		7 3		62	A	Washington		2 3	
8	H	Arkansas		3 6		47	A	California		9 4		62	A	Washington		3 4	
8	H	Arkansas		6 8		47	A	California		8 9		68	H	LMU (CA)		5 14	
8	H	Arkansas		6 4		47	A	California		1 0		90	A	Cal St. Fullerton		4 10	
9	A	UC Santa Barbara		4 10								90	H	Cal St. Fullerton		6 5	
9	H	UC Santa Barbara		1 2													
21	H	Oklahoma St.		6 11													
						LAST 10 GAMES											
						35 H UC Irvine		9 12		125 A Utah		4 5					
						201 H Washington St.		10 10		125 A Utah		4 5					
						201 H Washington St.		10 1		125 A Utah		6 0					
						201 H Washington St.		4 0		90 H Cal St. Fullerton		6 5					
						57 H Pepperdine		5 2		41 H Arizona St.		8 11					

Non-Div. I Games:

Southern California

Average RPI Win:		134	WON-LOST RECORD		WINNING PCT. RANK	LAST 10 GAMES		STRENGTH OF SCHEDULE		OPP. STRENGTH OF SCHEDULE	TEAM RPI	ADJ RPI		CONF. RPI	ADJ CONF. RPI		
DIV. I ONLY			16-20-0		.44444	194	4-6-0		53		93	94	.52684	94	7	7	
DIV. I NON-CONF.			11-13-0		.45833	169	2-1-0		45		45	71	.54356	71	7	7	
TOTALS		RPI 1-25		RPI 26-50		W-L RECORDS		RPI 51-100		RPI 101-150		RPI 150+					
16-20-0		1-2-0		3-7-0		OVERALL		1-5-0		7-3-0		4-3-0					
7-4-0		0-0-0		0-0-0		HOME		1-2-0		3-0-0		3-2-0					
7-14-0		1-2-0		1-5-0		AWAY		0-3-0		4-3-0		1-1-0					
2-2-0		0-0-0		2-2-0		NEUTRAL		0-0-0		0-0-0		0-0-0					
11-13-0		1-2-0		3-7-0		NON-CONFERENCE		0-0-0		4-3-0		3-1-0					
5-0-0		0-0-0		0-0-0		HOME		0-0-0		3-0-0		2-0-0					
4-11-0		1-2-0		1-0-		AWAY		0-0-0		1-3-0		1-1-0					
2-2-0		0-0-0		2-2-0		NEUTRAL		0-0-0		0-0-0		0-0-0					
5-7-0		0-0-0		0-0-0		CONFERENCE		1-5-0		3-0-0		1-2-0					
2-4-0		0-0-0		0-0-0		HOME		1-2-0		0-0-0		1-2-0					
3-3-0		0-0-0		0-0-0		AWAY		0-3-0		3-0-0		0-0-0					
0-0-0		0-0-0		0-0-0		NEUTRAL		0-0-0		0-0-0		0-0-0					
RPI	S	Opponent		Score		RPI	S	Opponent		Score		RPI	S	Opponent		Score	
10	A	Georgia Tech		1	12	26	A	Missouri		11	16	60	A	Michigan		1	4
10	A	Georgia Tech		5	1	26	A	Missouri		2	3	60	A	Michigan		1	10
10	A	Georgia Tech		2	9	26	A	Missouri		4	9	60	A	Michigan		2	3
						43	N	BYU		3	4	83	H	Maryland		10	12
						43	N	BYU		2	11	83	H	Maryland		13	7
						43	N	BYU		3	2	83	H	Maryland		8	13
						44	A	Duke		5	3						
						44	A	Duke		4	5						
						44	A	Duke		8	23						
						47	N	California		9	5						
						LAST 10 GAMES											
						83	H	Maryland		10	12	215	H	UIC		6	1
						83	H	Maryland		13	7	60	A	Michigan		1	10
						150	A	Kent St.		5	11	60	A	Michigan		1	4
						43	N	BYU		2	11	60	A	Michigan		2	3
						150	A	Kent St.		1	12	128	A	Notre Dame		2	6

Non-Div. I Games: MacMurray 9 0

Northwestern

Average RPI Win: 172		WON-LOST	WINNING	LAST 10	STRENGTH OF		OPP. STRENGTH	TEAM	ADJ		CONF.	ADJ CONF.
Average RPI Loss: 74		RECORD	PCT. RANK	GAMES	SCHEDULE		OF SCHEDULE	RPI	RPI		RPI	RPI
DIV. I ONLY		20-19-0	.51282	139	5-5-0		122	77	95		.52619	95
DIV. I NON-CONF.		15-9-0	.625	84	1-1-0		275	176	144		.50179	144
TOTALS		RPI 1-25	RPI 26-50		W-L RECORDS		RPI 51-100		RPI 101-150		RPI 150+	
20-19-0		4-6-0	1-5-0		OVERALL		0-5-0		3-0-0		12-3-0	
4-5-0		2-2-0	1-2-0		HOME		0-1-0		1-0-0		0-0-0	
5-13-0		2-4-0	0-3-0		AWAY		0-4-0		1-0-0		2-2-0	
11-1-0		0-0-0	0-0-0		NEUTRAL		0-0-0		1-0-0		10-1-0	
15-9-0		0-1-0	0-0-0		NON-CONFERENCE		0-5-0		3-0-0		12-3-0	
1-2-0		0-1-0	0-0-0		HOME		0-1-0		1-0-0		0-0-0	
3-6-0		0-0-0	0-0-0		AWAY		0-4-0		1-0-0		2-2-0	
11-1-0		0-0-0	0-0-0		NEUTRAL		0-0-0		1-0-0		10-1-0	
5-10-0		4-5-0	1-5-0		CONFERENCE		0-0-0		0-0-0		0-0-0	
3-3-0		2-1-0	1-2-0		HOME		0-0-0		0-0-0		0-0-0	
2-7-0		2-4-0	0-3-0		AWAY		0-0-0		0-0-0		0-0-0	
0-0-0		0-0-0	0-0-0		NEUTRAL		0-0-0		0-0-0		0-0-0	
RPI S	Opponent	Score	RPI S	Opponent	Score	RPI S	Opponent	Score	RPI S	Opponent	Score	
15 H	Creighton	5 6	33 H	Baylor	2 8	82 A	St. John's (NY)	0 1	119 A	Missouri St.	9 5	
17 A	Texas Tech	13 9	33 H	Baylor	12 7	82 A	St. John's (NY)	1 3	119 H	Missouri St.	11 6	
17 A	Texas Tech	4 5	33 H	Baylor	0 8	82 A	St. John's (NY)	3 11	131 N	Ball St.	6 1	
17 A	Texas Tech	4 19	39 A	Oklahoma	3 4	87 A	Wichita St.	2 3	200 N	Seton Hall	7 4	
19 A	West Virginia	6 5	39 A	Oklahoma	1 5	87 H	Wichita St.	1 9	231 A	USC Upstate	3 4	
19 A	West Virginia	3 4	39 A	Oklahoma	5 10				231 A	USC Upstate	5 3	
19 A	West Virginia	0 1							231 A	USC Upstate	4 6	
21 H	Oklahoma St.	7 6							231 A	USC Upstate	9 5	
21 H	Oklahoma St.	6 27							237 N	Saint Joseph's	7 5	
21 H	Oklahoma St.	5 4							241 N	Texas Southern	1 0	
									241 N	Texas Southern	19 13	
									241 N	Texas Southern	3 8	
									241 N	Texas Southern	7 1	
									248 N	Central Conn. St.	10 8	
									268 N	Georgetown	6 2	
									272 N	Northern Ill.	3 1	
									272 N	Northern Ill.	7 2	
									272 N	Northern Ill.	8 1	
LAST 10 GAMES												
			33 H	Baylor	0 8	19 A	West Virginia	6 5				
			33 H	Baylor	2 8	19 A	West Virginia	3 4				
			241 N	Texas Southern	7 1	19 A	West Virginia	0 1				
			241 N	Texas Southern	3 8	21 H	Oklahoma St.	7 6				
			15 H	Creighton	5 6	21 H	Oklahoma St.	5 4				

Non-Div. I Games:

Kansas

Average RPI Win:		169	WON-LOST RECORD		WINNING PCT. RANK	LAST 10 GAMES		STRENGTH OF SCHEDULE		OPP. STRENGTH OF SCHEDULE	TEAM RPI	ADJ RPI	CONF. RPI	ADJ CONF. RPI			
Average RPI Loss:		82															
DIV. I ONLY			24-17-0		.58537	89	6-4-0		133		128		96	.52546	96	8	8
DIV. I NON-CONF.			12-11-0		.52174	140	1-3-0		165		125		147	.49936	147	10	10
TOTALS		RPI 1-25		RPI 26-50		W-L RECORDS		RPI 51-100		RPI 101-150		RPI 150+					
24-17-0		0-2-0		0-2-0		OVERALL		7-8-0		6-4-0		11-1-0					
15-6-0		0-1-0		0-0-0		HOME		4-2-0		4-2-0		7-1-0					
8-9-0		0-1-0		0-2-0		AWAY		2-4-0		2-2-0		4-0-0					
1-2-0		0-0-0		0-0-0		NEUTRAL		1-2-0		0-0-0		0-0-0					
12-11-0		0-2-0		0-2-0		NON-CONFERENCE		2-4-0		2-2-0		8-1-0					
9-3-0		0-1-0		0-0-0		HOME		0-0-0		2-1-0		7-1-0					
2-6-0		0-1-0		0-0-		AWAY		1-2-0		0-1-0		1-0-0					
1-2-0		0-0-0		0-0-0		NEUTRAL		1-2-0		0-0-0		0-0-0					
12-6-0		0-0-0		0-0-0		CONFERENCE		5-4-0		4-2-0		3-0-0					
6-3-0		0-0-0		0-0-0		HOME		4-2-0		2-1-0		0-0-0					
6-3-0		0-0-0		0-0-0		AWAY		1-2-0		2-1-0		3-0-0					
0-0-0		0-0-0		0-0-0		NEUTRAL		0-0-0		0-0-0		0-0-0					
RPI	S	Opponent		Score		RPI	S	Opponent		Score		RPI	S	Opponent		Score	
11	A	Stanford		3	8	47	A	California		7	10	63	A	San Diego St.		3	6
11	H	Stanford		1	11	49	A	Fresno St.		6	8	63	A	San Diego St.		4	8
												63	A	San Diego St.		9	8
												68	H	LMU (CA)		3	2
												68	H	LMU (CA)		5	6
												68	H	LMU (CA)		1	2
												71	N	Kansas St.		0	7
												71	N	Kansas St.		3	1
												71	N	Kansas St.		5	11
												74	H	Saint Mary's (CA)		4	2
												74	H	Saint Mary's (CA)		10	9
												74	H	Saint Mary's (CA)		2	0
												77	A	San Diego		3	10
												77	A	San Diego		10	4
												77	A	San Diego		4	6
														235 H CSU Bakersfield		12	1
														235 H CSU Bakersfield		2	0
														235 H CSU Bakersfield		3	2
														280 A Santa Clara		10	0
														280 A Santa Clara		6	4
														280 A Santa Clara		4	1
														283 H Rider		5	0
														283 H Rider		5	4
						LAST 10 GAMES											
						228	H	UC Davis		2	4	109	H	Nevada		1	8
						228	A	UC Davis		19	14	74	H	Saint Mary's (CA)		10	9
						136	A	Pacific		9	4	74	H	Saint Mary's (CA)		4	2
						136	A	Pacific		6	3	74	H	Saint Mary's (CA)		2	0
						136	A	Pacific		6	13	11	H	Stanford		1	11

Non-Div. I Games:

San Francisco

Average RPI Win:		164	WON-LOST RECORD		WINNING PCT. RANK		LAST 10 GAMES		STRENGTH OF SCHEDULE		OPP. STRENGTH OF SCHEDULE		TEAM RPI		ADJ RPI		CONF. RPI		ADJ CONF. RPI				
Average RPI Loss:		105	25-14-0		.64103 58		6-4-0		165		132		97		.52536 97		22		22				
DIV. I ONLY			14-10-0		.58333 107		0-2-0		150		35		117		.51918 117		23		24				
DIV. I NON-CONF.																							
TOTALS		RPI 1-25		RPI 26-50		W-L RECORDS		RPI 51-100		RPI 101-150		RPI 150+											
25-14-0		1-2-0		0-1-0		OVERALL		1-4-0		13-5-0		10-2-0											
19-6-0		1-2-0		0-0-0		HOME		0-0-0		9-3-0		9-1-0											
6-8-0		0-0-0		0-1-0		AWAY		1-4-0		4-2-0		1-1-0											
0-0-0		0-0-0		0-0-0		NEUTRAL		0-0-0		0-0-0		0-0-0											
14-10-0		1-2-0		0-1-0		NON-CONFERENCE		1-4-0		7-2-0		5-1-0											
12-4-0		1-2-0		0-0-0		HOME		0-0-0		7-2-0		4-0-0											
2-6-0		0-0-0		0-0-		AWAY		1-4-0		0-0-0		1-1-0											
0-0-0		0-0-0		0-0-0		NEUTRAL		0-0-0		0-0-0		0-0-0											
11-4-0		0-0-0		0-0-0		CONFERENCE		0-0-0		6-3-0		5-1-0											
7-2-0		0-0-0		0-0-0		HOME		0-0-0		2-1-0		5-1-0											
4-2-0		0-0-0		0-0-0		AWAY		0-0-0		4-2-0		0-0-0											
0-0-0		0-0-0		0-0-0		NEUTRAL		0-0-0		0-0-0		0-0-0											
RPI	S	Opponent		Score		RPI	S	Opponent		Score		RPI	S	Opponent		Score							
21	H	Oklahoma St.		3	10	42	A	Texas		3	4	71	A	Kansas St.		1	3	105	A	Sacramento St.		4	5
21	H	Oklahoma St.		1	3							71	A	Kansas St.		1	7	105	A	Sacramento St.		5	3
21	H	Oklahoma St.		5	2							71	A	Kansas St.		6	5	105	A	Sacramento St.		1	7
												76	A	TCU		2	6	112	H	Rhode Island		9	5
												88	A	Incarnate Word		4	6	112	H	Rhode Island		15	3
																		112	H	Rhode Island		7	6
																		112	H	Rhode Island		8	1
																		115	H	California Baptist		7	3
																		115	H	California Baptist		9	1
																		115	H	California Baptist		3	6
																		129	A	Grand Canyon		9	7
																		129	A	Grand Canyon		8	5
																		129	A	Grand Canyon		3	2
																		130	H	Portland		2	1
																		130	H	Portland		4	6
																		144	H	Massachusetts		12	6
																		144	H	Massachusetts		4	1
																		144	H	Massachusetts		11	14
																		155	A	A&M-Corpus Christi		6	2
																		155	H	A&M-Corpus Christi		9	4
																		206	A	Houston Baptist		7	13
																		206	H	Houston Baptist		6	0
																		242	H	North Dakota St.		6	4
																		242	H	North Dakota St.		8	3
																		273	H	Chicago St.		5	4
																		273	H	Chicago St.		8	1
																		273	H	Chicago St.		0	1
LAST 10 GAMES																							
						290	H	Northern Colo.		10	0	115	H	California Baptist		9	1	242	H	North Dakota St.		6	4
						290	H	Northern Colo.		11	1	115	H	California Baptist		3	6	242	H	North Dakota St.		8	3
						112	H	Rhode Island		9	5	129	A	Grand Canyon		9	7	273	H	Chicago St.		5	4
						88	A	Incarnate Word		4	6	129	A	Grand Canyon		8	5	273	H	Chicago St.		8	1
						115	H	California Baptist		7	3	129	A	Grand Canyon		3	2	273	H	Chicago St.		0	1

Non-Div. I Games:

UTRGV



RPI	S	Opponent	Score	
290	H	Northern Colo.	11	1
290	H	Northern Colo.	10	0
290	H	Northern Colo.	3	2

UTRGV

U  
T  
R  
G  
V

U  
T  
R  
G  
V

Average RPI Win: 162		WON-LOST	WINNING	LAST 10	STRENGTH OF		OPP. STRENGTH	TEAM	ADJ	CONF.	ADJ CONF.
Average RPI Loss: 68		RECORD	PCT. RANK	GAMES	SCHEDULE		OF SCHEDULE	RPI	RPI	RPI	RPI
DIV. I ONLY		22-19-0	.53659	122	2-8-0		142	52	98	.52409	98
DIV. I NON-CONF.		14-9-0	.6087	94	2-0-0		245	60	124	.51137	123
TOTALS		RPI 1-25	RPI 26-50		W-L RECORDS		RPI 51-100		RPI 101-150		RPI 150+
22-19-0		0-0-0	0-9-0		OVERALL		4-5-0		11-4-0		7-1-0
12-6-0		0-0-0	0-0-0		HOME		2-4-0		4-1-0		6-1-0
10-13-0		0-0-0	0-9-0		AWAY		2-1-0		7-3-0		1-0-0
0-0-0		0-0-0	0-0-0		NEUTRAL		0-0-0		0-0-0		0-0-0
14-9-0		0-0-0	0-6-0		NON-CONFERENCE		0-0-0		7-2-0		7-1-0
10-2-0		0-0-0	0-0-0		HOME		0-0-0		4-1-0		6-1-0
4-7-0		0-0-0	0-0-		AWAY		0-0-0		3-1-0		1-0-0
0-0-0		0-0-0	0-0-0		NEUTRAL		0-0-0		0-0-0		0-0-0
8-10-0		0-0-0	0-3-0		CONFERENCE		4-5-0		4-2-0		0-0-0
2-4-0		0-0-0	0-0-0		HOME		2-4-0		0-0-0		0-0-0
6-6-0		0-0-0	0-3-0		AWAY		2-1-0		4-2-0		0-0-0
0-0-0		0-0-0	0-0-0		NEUTRAL		0-0-0		0-0-0		0-0-0
RPI S	Opponent	Score	RPI S	Opponent	Score	RPI S	Opponent	Score	RPI S	Opponent	Score
26 A	Missouri	1 16	26 A	Missouri	4 14	51 A	Coastal Caro.	0 6	119 H	Missouri St.	14 2
26 A	Missouri	4 14	28 A	Ole Miss	3 15	51 A	Coastal Caro.	7 3	119 H	Missouri St.	16 4
31 A	Texas St.	6 7	31 A	Texas St.	3 5	51 A	Coastal Caro.	4 2	119 H	Missouri St.	6 4
31 A	Texas St.	3 5	31 A	Texas St.	14 16	55 H	UT Arlington	3 4	121 A	Louisiana	5 14
31 A	Texas St.	6 7	38 A	Louisiana Tech	4 5	55 H	UT Arlington	3 9	121 A	Louisiana	1 6
38 A	Louisiana Tech	6 8	38 A	Louisiana Tech	4 9	55 H	UT Arlington	3 5	121 A	Louisiana	12 6
38 A	Louisiana Tech	4 9				100 H	South Alabama	6 0	122 H	Memphis	4 7
						100 H	South Alabama	6 11	124 A	Troy	10 4
						100 H	South Alabama	8 1	124 A	Troy	10 6
									124 A	Troy	9 3
									143 A	SFA	7 6
									143 A	SFA	2 4
									143 A	SFA	11 2
									149 A	Central Ark.	9 6
									149 H	Central Ark.	6 4
									178 H	Southern Ill.	3 4
									240 H	Valparaiso	7 1
									240 H	Valparaiso	7 6
									240 H	Valparaiso	4 1
									271 A	Southeast Mo. St.	11 2
									271 H	Southeast Mo. St.	8 4
									284 H	Mississippi Val.	10 0
									284 H	Mississippi Val.	4 2
LAST 10 GAMES											
51 A	Coastal Caro.	7 3	271 H	Southeast Mo. St.	8 4	55 H	UT Arlington	3 9			
51 A	Coastal Caro.	0 6	55 H	UT Arlington	3 5	55 H	UT Arlington	3 4			
31 A	Texas St.	6 7	55 H	UT Arlington	3 4	55 H	UT Arlington	3 4			
31 A	Texas St.	3 5	55 H	UT Arlington	3 4	149 H	Central Ark.	6 4			
31 A	Texas St.	14 16									

Non-Div. I Games:

Arkansas St.

Average RPI Win:		146	WON-LOST RECORD		WINNING PCT. RANK	LAST 10 GAMES		STRENGTH OF SCHEDULE		OPP. STRENGTH OF SCHEDULE	TEAM RPI	ADJ RPI	CONF. RPI	ADJ CONF. RPI			
Average RPI Loss:		130															
DIV. I ONLY			23-16-0		.58974	85	5-5-0		167	83	99	.52343	99	12	12		
DIV. I NON-CONF.			11-7-0		.61111	93	1-2-0		85	49	56	.55604	56	13	13		
TOTALS		RPI 1-25		RPI 26-50		W-L RECORDS		RPI 51-100		RPI 101-150		RPI 150+					
23-16-0		2-1-0		2-2-0		OVERALL		1-2-0		5-4-0		13-7-0					
16-5-0		1-0-0		0-0-0		HOME		0-0-0		5-2-0		10-3-0					
7-11-0		1-1-0		2-2-0		AWAY		1-2-0		0-2-0		3-4-0					
0-0-0		0-0-0		0-0-0		NEUTRAL		0-0-0		0-0-0		0-0-0					
11-7-0		2-1-0		2-2-0		NON-CONFERENCE		0-0-0		3-3-0		4-1-0					
7-2-0		1-0-0		0-0-0		HOME		0-0-0		3-1-0		3-1-0					
4-5-0		1-1-0		2-0-		AWAY		0-0-0		0-2-0		1-0-0					
0-0-0		0-0-0		0-0-0		NEUTRAL		0-0-0		0-0-0		0-0-0					
12-9-0		0-0-0		0-0-0		CONFERENCE		1-2-0		2-1-0		9-6-0					
9-3-0		0-0-0		0-0-0		HOME		0-0-0		2-1-0		7-2-0					
3-6-0		0-0-0		0-0-0		AWAY		1-2-0		0-0-0		2-4-0					
0-0-0		0-0-0		0-0-0		NEUTRAL		0-0-0		0-0-0		0-0-0					
RPI	S	Opponent		Score		RPI	S	Opponent		Score		RPI	S	Opponent		Score	
8	A	Arkansas		2	19	34	A	Houston		3	5	84	A	Southeastern La.		3	5
8	A	Arkansas		10	7	34	A	Houston		4	5	84	A	Southeastern La.		3	1
20	H	LSU		3	1	34	A	Houston		2	1	84	A	Southeastern La.		1	8
						38	A	Louisiana Tech		8	4						

Non-Div. I Games: LSU-Alexandria 6 3

Northwestern St.

RPI	S	Opponent	Score	
284	H	Mississippi Val.	11	0
284	H	Mississippi Val.	9	0

Northwestern St.

N  
o  
r  
t  
h  
w  
e  
s  
t  
e  
r  
n  
s  
t  
.

N  
o  
r  
t  
h  
w  
e  
s  
t  
e  
r  
n  
s  
t  
.

Average RPI Win: 165		WON-LOST	WINNING	LAST 10	STRENGTH OF		OPP. STRENGTH	TEAM	ADJ	CONF.	ADJ CONF.
Average RPI Loss: 63		RECORD	PCT. RANK	GAMES	SCHEDULE		OF SCHEDULE	RPI	RPI	RPI	RPI
DIV. I ONLY		21-20-0	.5122	140	68		100	100	.52274	100	9
DIV. I NON-CONF.		13-10-0	.56522	116	56		130	87	.53432	87	8
TOTALS		RPI 1-25	RPI 26-50		W-L RECORDS		RPI 51-100		RPI 101-150		RPI 150+
21-20-0		0-3-0	3-6-0		OVERALL		4-8-0		1-2-0		13-1-0
16-8-0		0-1-0	2-4-0		HOME		2-3-0		0-0-0		12-0-0
5-12-0		0-2-0	1-2-0		AWAY		2-5-0		1-2-0		1-1-0
0-0-0		0-0-0	0-0-0		NEUTRAL		0-0-0		0-0-0		0-0-0
13-10-0		0-3-0	1-5-0		NON-CONFERENCE		2-1-0		0-0-0		10-1-0
10-5-0		0-1-0	0-3-0		HOME		1-1-0		0-0-0		9-0-0
3-5-0		0-2-0	1-0-		AWAY		1-0-0		0-0-0		1-1-0
0-0-0		0-0-0	0-0-0		NEUTRAL		0-0-0		0-0-0		0-0-0
8-10-0		0-0-0	2-1-0		CONFERENCE		2-7-0		1-2-0		3-0-0
6-3-0		0-0-0	2-1-0		HOME		1-2-0		0-0-0		3-0-0
2-7-0		0-0-0	0-0-0		AWAY		1-5-0		1-2-0		0-0-0
0-0-0		0-0-0	0-0-0		NEUTRAL		0-0-0		0-0-0		0-0-0
RPI S	Opponent	Score	RPI S	Opponent	Score	RPI S	Opponent	Score	RPI S	Opponent	Score
12 A	Mississippi St.	5 7	31 H	Texas St.	10 7	51 H	Coastal Caro.	4 9	121 A	Louisiana	1 4
16 H	Auburn	2 6	31 H	Texas St.	2 8	51 H	Coastal Caro.	8 4	121 A	Louisiana	4 8
20 A	LSU	0 2	31 H	Texas St.	1 0	51 H	Coastal Caro.	5 14	121 A	Louisiana	9 2
			36 A	Clemson	4 3	53 A	Southern Miss.	15 6	168 H	Nicholls St.	6 3
			36 A	Clemson	2 7	53 H	Southern Miss.	4 1	169 A	New Orleans	5 7
			36 A	Clemson	2 6	55 A	UT Arlington	5 11	169 H	New Orleans	22 7
			50 H	Alabama	1 6	55 A	UT Arlington	3 6	224 H	Sacred Heart	11 2
			50 H	Alabama	5 10	55 A	UT Arlington	7 9	224 H	Sacred Heart	16 1
			50 H	Alabama	3 7	84 H	Southeastern La.	0 1	224 H	Sacred Heart	12 2
						98 A	Arkansas St.	1 8	232 H	Georgia St.	9 7
						98 A	Arkansas St.	11 6	232 H	Georgia St.	4 2
						98 A	Arkansas St.	0 6	232 H	Georgia St.	10 7
									256 H	Tennessee Tech	10 2
									256 H	Tennessee Tech	7 3
									256 H	Tennessee Tech	8 1
									262 A	Alabama St.	13 0
									262 H	Alabama St.	14 2
LAST 10 GAMES											
			36 A	Clemson	4 3	232 H	Georgia St.	9 7			
			36 A	Clemson	2 7	53 H	Southern Miss.	4 1			
			262 A	Alabama St.	13 0	121 A	Louisiana	1 4			
			232 H	Georgia St.	10 7	121 A	Louisiana	4 8			
			232 H	Georgia St.	4 2	121 A	Louisiana	9 2			

Non-Div. I Games:

South Alabama

Marist

Marist

RPI	S	Opponent	Score	
249	A	Manhattan	4	14
258	A	UMass Lowell	4	10
278	A	Delaware St.	12	2
278	A	Delaware St.	1	3
278	A	Delaware St.	1	6

Marist

M  
a  
r  
i  
s  
t

M  
a  
r  
i  
s  
t

Average RPI Win:		204	WON-LOST RECORD		WINNING PCT. RANK		LAST 10 GAMES		STRENGTH OF SCHEDULE		OPP. STRENGTH OF SCHEDULE		TEAM RPI		ADJ RPI		CONF. RPI		ADJ CONF. RPI	
DIV. I ONLY			27-15-0		.64286 55		6-4-0		208		181		102		.52247 102		19		19	
DIV. I NON-CONF.			16-8-0		.66667 59		3-1-0		237		187		100		.52582 100		22		22	
TOTALS		RPI 1-25		RPI 26-50		W-L RECORDS		RPI 51-100		RPI 101-150		RPI 150+								
27-15-0		1-3-0		0-1-0		OVERALL		0-0-0		3-3-0		23-8-0								
19-2-0		1-1-0		0-0-0		HOME		0-0-0		2-1-0		16-0-0								
8-13-0		0-2-0		0-1-0		AWAY		0-0-0		1-2-0		7-8-0								
0-0-0		0-0-0		0-0-0		NEUTRAL		0-0-0		0-0-0		0-0-0								
16-8-0		1-3-0		0-1-0		NON-CONFERENCE		0-0-0		0-0-0		15-4-0								
11-1-0		1-1-0		0-0-0		HOME		0-0-0		0-0-0		10-0-0								
5-7-0		0-2-0		0-0-		AWAY		0-0-0		0-0-0		5-4-0								
0-0-0		0-0-0		0-0-0		NEUTRAL		0-0-0		0-0-0		0-0-0								
11-7-0		0-0-0		0-0-0		CONFERENCE		0-0-0		3-3-0		8-4-0								
8-1-0		0-0-0		0-0-0		HOME		0-0-0		2-1-0		6-0-0								
3-6-0		0-0-0		0-0-0		AWAY		0-0-0		1-2-0		2-4-0								
0-0-0		0-0-0		0-0-0		NEUTRAL		0-0-0		0-0-0		0-0-0								
RPI	S	Opponent		Score		RPI	S	Opponent		Score		RPI	S	Opponent		Score				
3	A	Louisville		9	10	46	A	Kentucky		0	7	127	H	Eastern Ill.		4	5			
6	A	Tennessee		1	3							127	H	Eastern Ill.		11	8			
19	H	West Virginia		9	6							127	H	Eastern Ill.		10	8			
19	H	West Virginia		3	9							146	A	Austin Peay		4	3			
												146	A	Austin Peay		6	7			
												146	A	Austin Peay		1	9			
												161	A	Furman		6	5			
												161	A	Furman		6	3			
												161	A	Furman		11	16			
												178	A	Southern Ill.		4	5			
												178	A	Southern Ill.		7	0			
												178	A	Southern Ill.		8	9			
												179	A	Marshall		5	4			
												185	H	Eastern Ky.		7	5			
												185	H	Eastern Ky.		15	4			
												185	H	Eastern Ky.		7	2			
												188	A	Belmont		4	3			
												188	A	Belmont		0	2			
												188	A	Belmont		3	4			
												203	A	Charlotte		5	3			
												213	A	UT Martin		4	5			
												213	A	UT Martin		0	2			
												213	A	UT Martin		6	2			
												222	H	NJIT		21	5			
												222	H	NJIT		11	7			
												227	H	SIUE		11	9			
												227	H	SIUE		10	1			

**Non-Div. I Games:**

Morehead St.



More heads.  
st.

M  
o  
r  
e  
h  
e  
a  
d  
s  
t  
.

Morehead St.

Average RPI Win: 132		WON-LOST	WINNING	LAST 10	STRENGTH OF		OPP. STRENGTH	TEAM	ADJ	CONF.	ADJ CONF.
Average RPI Loss: 77		RECORD	PCT. RANK	GAMES	SCHEDULE		OF SCHEDULE	RPI	RPI	RPI	RPI
DIV. I ONLY		19-21-0	.475	167	60		69	103	.52229	103	9
DIV. I NON-CONF.		8-15-0	.34783	219	21		84	140	.50314	140	8
TOTALS		RPI 1-25	RPI 26-50		W-L RECORDS		RPI 51-100		RPI 101-150		RPI 150+
19-21-0	1-5-0	1-5-0		OVERALL		6-5-0		5-3-0		6-3-0	
11-10-0	0-3-0	1-3-0		HOME		2-0-0		2-2-0		6-2-0	
8-11-0	1-2-0	0-2-0		AWAY		4-5-0		3-1-0		0-1-0	
0-0-0	0-0-0	0-0-0		NEUTRAL		0-0-0		0-0-0		0-0-0	
8-15-0	1-5-0	1-5-0		NON-CONFERENCE		1-2-0		2-0-0		3-3-0	
5-8-0	0-3-0	1-3-0		HOME		0-0-0		1-0-0		3-2-0	
3-7-0	1-2-0	0-0-		AWAY		1-2-0		1-0-0		0-1-0	
0-0-0	0-0-0	0-0-0		NEUTRAL		0-0-0		0-0-0		0-0-0	
11-6-0	0-0-0	0-0-0		CONFERENCE		5-3-0		3-3-0		3-0-0	
6-2-0	0-0-0	0-0-0		HOME		2-0-0		1-2-0		3-0-0	
5-4-0	0-0-0	0-0-0		AWAY		3-3-0		2-1-0		0-0-0	
0-0-0	0-0-0	0-0-0		NEUTRAL		0-0-0		0-0-0		0-0-0	
RPI S	Opponent	Score	RPI S	Opponent	Score	RPI S	Opponent	Score	RPI S	Opponent	Score
8 A	Arkansas	17 7	28 A	Ole Miss	8 11	51 H	Coastal Caro.	8 5	121 H	Louisiana	4 1
12 A	Mississippi St.	4 15	38 A	Louisiana Tech	4 5	51 H	Coastal Caro.	14 0	121 H	Louisiana	10 16
15 H	Creighton	8 13	38 H	Louisiana Tech	3 5	55 A	UT Arlington	9 7	121 H	Louisiana	2 4
15 H	Creighton	8 10	48 H	Evansville	1 3	55 A	UT Arlington	1 11	147 A	La.-Monroe	7 3
15 H	Creighton	10 12	48 H	Evansville	7 5	55 A	UT Arlington	13 3	147 A	La.-Monroe	2 5
21 A	Oklahoma St.	3 8	48 H	Evansville	5 10	58 A	Ga. Southern	6 7	147 A	La.-Monroe	4 2
						58 A	Ga. Southern	10 15	149 A	Central Ark.	5 1
						58 A	Ga. Southern	11 10	149 H	Central Ark.	4 2
						99 A	Northwestern St.	0 1	193 H	South Dakota St.	6 8
						99 A	Northwestern St.	7 5	193 H	South Dakota St.	10 3
						99 A	Northwestern St.	5 7	193 H	South Dakota St.	7 6
									193 H	South Dakota St.	4 9
									204 A	Oral Roberts	3 4
									232 H	Georgia St.	3 2
									232 H	Georgia St.	6 2
									232 H	Georgia St.	9 1
									293 H	Ark.-Pine Bluff	12 3
LAST 10 GAMES											
51 H	Coastal Caro.	14 0	38 A	Louisiana Tech	4 5						
51 H	Coastal Caro.	8 5	147 A	La.-Monroe	4 2						
99 A	Northwestern St.	5 7	147 A	La.-Monroe	2 5						
99 A	Northwestern St.	7 5	147 A	La.-Monroe	7 3						
193 H	South Dakota St.	10 3	149 H	Central Ark.	4 2						

Non-Div. I Games:

Little Rock

Average RPI Win: 193		WON-LOST RECORD	WINNING PCT. RANK	LAST 10 GAMES	STRENGTH OF SCHEDULE	OPP. STRENGTH OF SCHEDULE	TEAM RPI	ADJ RPI	CONF. RPI	ADJ CONF. RPI							
Average RPI Loss: 125																	
DIV. I ONLY		31-11-0	.7381	15	9-1-0	264	85	104	.52026	104	16	16					
DIV. I NON-CONF.		20-10-0	.66667	59	3-1-0	261	62	135	.50677	135	18	18					
<hr/>																	
TOTALS		RPI 1-25		RPI 26-50		W-L RECORDS		RPI 51-100		RPI 101-150		RPI 150+					
31-11-0		0-2-0		0-1-0		OVERALL		5-1-0		3-2-0		23-5-0					
22-6-0		0-1-0		0-1-0		HOME		5-1-0		1-0-0		16-3-0					
9-5-0		0-1-0		0-0-0		AWAY		0-0-0		2-2-0		7-2-0					
0-0-0		0-0-0		0-0-0		NEUTRAL		0-0-0		0-0-0		0-0-0					
20-10-0		0-2-0		0-1-0		NON-CONFERENCE		2-1-0		3-2-0		15-4-0					
13-6-0		0-1-0		0-1-0		HOME		2-1-0		1-0-0		10-3-0					
7-4-0		0-1-0		0-0-		AWAY		0-0-0		2-2-0		5-1-0					
0-0-0		0-0-0		0-0-0		NEUTRAL		0-0-0		0-0-0		0-0-0					
11-1-0		0-0-0		0-0-0		CONFERENCE		3-0-0		0-0-0		8-1-0					
9-0-0		0-0-0		0-0-0		HOME		3-0-0		0-0-0		6-0-0					
2-1-0		0-0-0		0-0-0		AWAY		0-0-0		0-0-0		2-1-0					
0-0-0		0-0-0		0-0-0		NEUTRAL		0-0-0		0-0-0		0-0-0					
RPI	S	Opponent		Score		RPI	S	Opponent		Score		RPI	S	Opponent		Score	
2	A	Vanderbilt		6	11	50	H	Alabama		2	21	59	H	Xavier		10	7
12	H	Mississippi St.		4	6							59	H	Xavier		1	7
												59	H	Xavier		10	9
												91	H	UNC Greensboro		7	3
												91	H	UNC Greensboro		3	2
												91	H	UNC Greensboro		14	0
															</		

Non-Div. I Games:

Samford

RPI	S	Opponent	Score	
262	A	Alabama St.	10	5
262	H	Alabama St.	8	3
276	H	The Citadel	8	4
276	H	The Citadel	6	2
276	H	The Citadel	10	3
295	H	Alabama A&M	4	2

Samford

S  
a  
m  
f  
o  
r  
d

S  
a  
m  
f  
o  
r  
d

[illegible]

**Non-Div. I Games:**

Sacramento St.

RPI	S	Opponent	Score	
283	H	Rider	5	4
283	H	Rider	6	3
283	H	Rider	7	0

Sacramento St.

S  
a  
c  
r  
a  
m  
e  
n  
t  
o  
S  
t  
.

S  
a  
c  
r  
a  
m  
e  
n  
t  
o  
S  
t  
.

Average RPI Win:	150	WON-LOST RECORD	WINNING PCT. RANK	LAST 10 GAMES	STRENGTH OF SCHEDULE	OPP. STRENGTH OF SCHEDULE	TEAM RPI	ADJ RPI	CONF. RPI	ADJ CONF. RPI				
DIV. I ONLY		23-17-0	.575	100	7-3-0	78	180	106	.51985	106	15	15		
DIV. I NON-CONF.		15-11-0	.57692	111	1-1-0	81	184	119	.51865	119	17	17		
<hr/>														
TOTALS	RPI 1-25	RPI 26-50		W-L RECORDS		RPI 51-100		RPI 101-150		RPI 150+				
23-17-0	0-1-0	3-1-0		OVERALL		2-5-0		6-3-0		12-7-0				
18-9-0	0-0-0	2-1-0		HOME		2-0-0		5-2-0		9-6-0				
4-6-0	0-0-0	1-0-0		AWAY		0-5-0		1-0-0		2-1-0				
1-2-0	0-1-0	0-0-0		NEUTRAL		0-0-0		0-1-0		1-0-0				
<hr/>														
15-11-0	0-1-0	3-1-0		NON-CONFERENCE		2-2-0		2-1-0		8-6-0				
11-7-0	0-0-0	2-1-0		HOME		2-0-0		1-0-0		6-6-0				
3-2-0	0-0-0	1-0-		AWAY		0-2-0		1-0-0		1-0-0				
1-2-0	0-1-0	0-0-0		NEUTRAL		0-0-0		0-1-0		1-0-0				
<hr/>														
8-6-0	0-0-0	0-0-0		CONFERENCE		0-3-0		4-2-0		4-1-0				
7-2-0	0-0-0	0-0-0		HOME		0-0-0		4-2-0		3-0-0				
1-4-0	0-0-0	0-0-0		AWAY		0-3-0		0-0-0		1-1-0				
0-0-0	0-0-0	0-0-0		NEUTRAL		0-0-0		0-0-0		0-0-0				
<hr/>														
RPI	S	Opponent	Score		RPI	S	Opponent	Score		RPI	S	Opponent	Score	
6	N	Tennessee	2	10	26	H	Missouri	5	4	52	H	Fla. Atlantic	7	5
					26	H	Missouri	4	5	52	H	Fla. Atlantic	9	8
					26	H	Missouri	4	2	56	A	Florida St.	3	4
					27	A	Florida	7	1	65	A	Liberty	2	6
										65	A	Liberty	3	4
										65	A	Liberty	2	8
										75	A	UCF	0	5

**Non-Div. I Games:**

North Florida

RPI	S	Opponent	Score	
264	H	Bethune-Cookman	2	6

North Florida

N  
o  
r  
t  
h  
F  
l  
o  
r  
i  
d  
a

N  
o  
r  
t  
h  
F  
l  
o  
r  
i  
d  
a





RPI	S	Opponent	Score	
257	H	Seattle U	11	10
257	H	Seattle U	0	4

UNLV

U  
N  
L  
V

U  
N  
L  
V

M  
C  
N  
e  
e  
s  
e

McNeese

Average RPI Win:	126	WON-LOST RECORD	WINNING PCT. RANK	LAST 10 GAMES	STRENGTH OF SCHEDULE	OPP. STRENGTH OF SCHEDULE	TEAM RPI	ADJ RPI	CONF. RPI	ADJ CONF. RPI		
DIV. I ONLY		23-18-0	.56098	106	7-3-0	149	45	109	.51977	109	10	10
DIV. I NON-CONF.		13-7-0	.65	71	3-1-0	207	17	86	.53491	86	9	9
<hr/>												
TOTALS	RPI 1-25	RPI 26-50		W-L RECORDS		RPI 51-100		RPI 101-150		RPI 150+		
23-18-0	2-1-0	1-0-0		OVERALL		5-5-0		6-8-0		9-4-0		
12-9-0	2-0-0	0-0-0		HOME		3-2-0		4-4-0		3-3-0		
10-8-0	0-1-0	1-0-0		AWAY		2-3-0		1-3-0		6-1-0		
1-1-0	0-0-0	0-0-0		NEUTRAL		0-0-0		1-1-0		0-0-0		
13-7-0	2-1-0	1-0-0		NON-CONFERENCE		3-1-0		2-3-0		5-2-0		
6-3-0	2-0-0	0-0-0		HOME		2-0-0		1-1-0		1-2-0		
6-3-0	0-1-0	1-0-		AWAY		1-1-0		0-1-0		4-0-0		
1-1-0	0-0-0	0-0-0		NEUTRAL		0-0-0		1-1-0		0-0-0		
10-11-0	0-0-0	0-0-0		CONFERENCE		2-4-0		4-5-0		4-2-0		
6-6-0	0-0-0	0-0-0		HOME		1-2-0		3-3-0		2-1-0		
4-5-0	0-0-0	0-0-0		AWAY		1-2-0		1-2-0		2-1-0		
0-0-0	0-0-0	0-0-0		NEUTRAL		0-0-0		0-0-0		0-0-0		
RPI	S	Opponent	Score	RPI	S	Opponent	Score	RPI	S	Opponent	Score	
5	H	Oregon St.	8 7	31	A	Texas St.	4 0	63	A	San Diego St.	1 3	
5	H	Oregon St.	7 6					63	A	San Diego St.	5 8	
9	A	UC Santa Barbara	1 2					63	A	San Diego St.	6 5	
								63	H	San Diego St.	8 7	
								63	H	San Diego St.	2 6	
								63	H	San Diego St.	3 11	
								74	A	Saint Mary's (CA)	5 6	
								74	H	Saint Mary's (CA)	6 5	
								96	A	San Francisco	8 1	
								96	H	San Francisco	7 3	

Non-Div. I Games:

Nevada

Harvard

Harvard

RPI	S	Opponent	Score	
239	H	Princeton	9	16
239	H	Princeton	12	0
239	H	Princeton	5	3
258	A	UMass Lowell	8	4

Harvard

H  
a  
r  
v  
a  
r  
d

H  
a  
r  
v  
a  
r  
d

[illegible]

**Non-Div. I Games:**

Cincinnati

Average RPI Win:		161	WON-LOST RECORD		WINNING PCT. RANK		LAST 10 GAMES		STRENGTH OF SCHEDULE		OPP. STRENGTH OF SCHEDULE		TEAM RPI		ADJ RPI		CONF. RPI		ADJ CONF. RPI		
DIV. I ONLY			17-20-0		.45946 182		4-6-0		97		158		112		.5182 112		21		21		
DIV. I NON-CONF.			9-16-0		.36 215		2-4-0		149		66		157		.4949 157		24		23		
TOTALS		RPI 1-25		RPI 26-50		W-L RECORDS		RPI 51-100		RPI 101-150		RPI 150+									
17-20-0		0-1-0		1-2-0		OVERALL		3-8-0		1-2-0		12-7-0									
5-4-0		0-0-0		0-0-0		HOME		0-1-0		0-0-0		5-3-0									
10-14-0		0-1-0		0-0-0		AWAY		3-7-0		1-2-0		6-4-0									
2-2-0		0-0-0		1-2-0		NEUTRAL		0-0-0		0-0-0		1-0-0									
9-16-0		0-1-0		1-2-0		NON-CONFERENCE		3-8-0		1-2-0		4-3-0									
0-3-0		0-0-0		0-0-0		HOME		0-1-0		0-0-0		0-2-0									
7-11-0		0-1-0		0-0-		AWAY		3-7-0		1-2-0		3-1-0									
2-2-0		0-0-0		1-2-0		NEUTRAL		0-0-0		0-0-0		1-0-0									
8-4-0		0-0-0		0-0-0		CONFERENCE		0-0-0		0-0-0		8-4-0									
5-1-0		0-0-0		0-0-0		HOME		0-0-0		0-0-0		5-1-0									
3-3-0		0-0-0		0-0-0		AWAY		0-0-0		0-0-0		3-3-0									
0-0-0		0-0-0		0-0-0		NEUTRAL		0-0-0		0-0-0		0-0-0									
RPI	S	Opponent		Score		RPI	S	Opponent		Score		RPI	S	Opponent		Score					
22	A	UConn		1	2	26	N	Missouri		8	6	61	A	Bryant		16	12				
						26	N	Missouri		0	7	61	H	Bryant		0	2				
						26	N	Missouri		4	12	64	A	Boston College		0	4				
												87	A	Wichita St.		6	1				
												87	A	Wichita St.		13	8				
												87	A	Wichita St.		7	8				
												87	A	Wichita St.		1	5				
												97	A	UTRGV		3	15				
												97	A	UTRGV		1	8				
												97	A	UTRGV		5	9				
												97	A	UTRGV		6	7				
														Northeastern		8	0				
												184	H	Fordham		0	2				
												184	H	Fordham		9	8				
												184	H	Fordham		5	3				
												194	H	Holy Cross		3	7				
												202	N	Hartford		10	7				
												214	A	Quinnipiac		5	4				
												224	A	Sacred Heart		1	9				
												224	H	Sacred Heart		5	6				
												254	A	George Washington		6	1				
												254	A	George Washington		3	4				
												254	A	George Washington		19	1				
												258	A	UMass Lowell		17	6				
LAST 10 GAMES																					
152 H Richmond						6	3	22 A UConn						1	2						
152 H Richmond						4	3	224 A Sacred Heart						1	9						
184 H Fordham						5	3	202 N Hartford						10	7						
87 A Wichita St.						6	1	61 A Bryant						16	12						
97 A UTRGV						5	9	162 A Davidson						2	10						

**Non-Div. I Games:**

Rhode Island



Average RPI Win:		153	WON-LOST RECORD		WINNING PCT. RANK	LAST 10 GAMES		STRENGTH OF SCHEDULE		OPP. STRENGTH OF SCHEDULE	TEAM RPI	ADJ RPI	CONF. RPI	ADJ CONF. RPI			
Average RPI Loss:		88															
DIV. I ONLY			17-22-0		.4359	199	4-6-0		56	145	113	.51773	113	10	10		
DIV. I NON-CONF.			10-10-0		.5	144	2-0-0		97	234	128	.51028	128	9	9		
TOTALS		RPI 1-25		RPI 26-50		W-L RECORDS		RPI 51-100		RPI 101-150		RPI 150+					
17-22-0		1-1-0		1-9-0		OVERALL		2-3-0		6-6-0		7-3-0					
6-6-0		0-0-0		0-3-0		HOME		1-1-0		1-2-0		4-0-0					
7-14-0		1-1-0		1-6-0		AWAY		1-2-0		4-4-0		0-1-0					
4-2-0		0-0-0		0-0-0		NEUTRAL		0-0-0		1-0-0		3-2-0					
10-10-0		1-1-0		0-5-0		NON-CONFERENCE		0-0-0		2-1-0		7-3-0					
4-3-0		0-0-0		0-3-0		HOME		0-0-0		0-0-0		4-0-0					
2-5-0		1-1-0		0-0-		AWAY		0-0-0		1-1-0		0-1-0					
4-2-0		0-0-0		0-0-0		NEUTRAL		0-0-0		1-0-0		3-2-0					
7-12-0		0-0-0		1-4-0		CONFERENCE		2-3-0		4-5-0		0-0-0					
2-3-0		0-0-0		0-0-0		HOME		1-1-0		1-2-0		0-0-0					
5-9-0		0-0-0		1-4-0		AWAY		1-2-0		3-3-0		0-0-0					
0-0-0		0-0-0		0-0-0		NEUTRAL		0-0-0		0-0-0		0-0-0					
RPI	S	Opponent		Score		RPI	S	Opponent		Score		RPI	S	Opponent		Score	
7	A	East Carolina		3	2	29	H	DBU		7	30	63	A	San Diego St.		5	2
20	A	LSU		5	17	29	H	DBU		5	6	63	A	San Diego St.		3	6
						29	H	DBU		3	4	63	A	San Diego St.		4	5
						37	A	Nebraska		3	12	63	H	San Diego St.		3	4
						37	A	Nebraska		6	7	63	H	San Diego St.		9	5
						49	A	Fresno St.		2	5						
						49	A	Fresno St.		4	3						
						49	A	Fresno St.		0	6						
						49	A	Fresno St.		7	13						
						49	A	Fresno St.		5	9						
						LAST 10 GAMES											
						49	A	Fresno St.		4	3	63	A	San Diego St.		4	5
						49	A	Fresno St.		2	5	63	A	San Diego St.		3	6
						290	H	Northern Colo.		6	0	63	A	San Diego St.		5	2
						162	N	Navy		7	2	49	A	Fresno St.		5	9
						162	N	Navy		6	4	49	A	Fresno St.		7	13

Non-Div. I Games:

Air Force

Average RPI Win: 206		WON-LOST RECORD		WINNING PCT. RANK		LAST 10 GAMES		STRENGTH OF SCHEDULE		OPP. STRENGTH OF SCHEDULE		TEAM RPI		ADJ RPI		CONF. RPI		ADJ CONF. RPI	
DIV. I ONLY		27-11-0		.71053 24		5-5-0		258		135		114		.51719 114		16		16	
DIV. I NON-CONF.		20-7-0		.74074 31		1-1-0		251		159		108		.52194 108		18		18	
TOTALS		RPI 1-25		RPI 26-50		W-L RECORDS		RPI 51-100		RPI 101-150		RPI 150+							
27-11-0		1-2-0		0-3-0		OVERALL		0-0-0		3-0-0		23-6-0							
21-4-0		0-1-0		0-1-0		HOME		0-0-0		3-0-0		18-2-0							
6-7-0		1-1-0		0-2-0		AWAY		0-0-0		0-0-0		5-4-0							
0-0-0		0-0-0		0-0-0		NEUTRAL		0-0-0		0-0-0		0-0-0							
20-7-0		1-2-0		0-3-0		NON-CONFERENCE		0-0-0		0-0-0		19-2-0							
17-3-0		0-1-0		0-1-0		HOME		0-0-0		0-0-0		17-1-0							
3-4-0		1-1-0		0-0-		AWAY		0-0-0		0-0-0		2-1-0							
0-0-0		0-0-0		0-0-0		NEUTRAL		0-0-0		0-0-0		0-0-0							
7-4-0		0-0-0		0-0-0		CONFERENCE		0-0-0		3-0-0		4-4-0							
4-1-0		0-0-0		0-0-0		HOME		0-0-0		3-0-0		1-1-0							
3-3-0		0-0-0		0-0-0		AWAY		0-0-0		0-0-0		3-3-0							
0-0-0		0-0-0		0-0-0		NEUTRAL		0-0-0		0-0-0		0-0-0							
RPI	S	Opponent		Score		RPI	S	Opponent		Score		RPI	S	Opponent		Score			
2	A	Vanderbilt		4	12	36	A	Clemson		3	14			145	H	Western Caro.		10	9
6	A	Tennessee		6	5	45	A	Virginia Tech		3	9			145	H	Western Caro.		10	3
6	H	Tennessee		1	5	45	H	Virginia Tech		2	4			145	H	Western Caro.		5	4
														157	H	Radford		6	5
														159	H	Wofford		4	10
														159	H	Wofford		7	1
														161	A	Furman		11	5
														161	A	Furman		3	4
														161	A	Furman		8	7
														174	H	Appalachian St.		4	0
														221	H	LIU Brooklyn		7	2
														221	H	LIU Brooklyn		10	3
														221	H	LIU Brooklyn		7	2
														222	H	NJIT		8	1
														222	H	NJIT		3	2
														222	H	NJIT		12	2
														226	H	UNC Asheville		7	6
														230	H	Wagner		7	1
														230	H	Wagner		4	3
														230	H	Wagner		6	1
														232	A	Georgia St.		5	1
														232	A	Georgia St.		5	6
														232	A	Georgia St.		8	2
														260	A	VMI		6	7
														260	A	VMI		14	3
														260	A	VMI		0	6
														268	H	Georgetown		3	5
				LAST 10 GAMES															
				161	A	Furman		11	5	174	H	Appalachian St.		4	0				
				230	H	Wagner		6	1	161	A	Furman		8	7				
				222	H	NJIT		8	1	161	A	Furman		3	4				
				159	H	Wofford		4	10	45	H	Virginia Tech		2	4				
				159	H	Wofford		7	1	260	A	VMI		0	6				

Non-Div. I Games:

ETSU

RPI	S	Opponent	Score	
268	H	Georgetown	11	1
268	H	Georgetown	4	0
270	H	Iona	14	4
270	H	Iona	14	3
270	H	Iona	4	3

ETSU

E  
T  
S  
U

E  
T  
S  
U

Average RPI Win:		190	WON-LOST RECORD		WINNING PCT. RANK	LAST 10 GAMES		STRENGTH OF SCHEDULE		OPP. STRENGTH OF SCHEDULE	TEAM RPI	ADJ RPI	CONF. RPI	ADJ CONF. RPI			
Average RPI Loss:		120															
DIV. I ONLY			24-16-0		.6	74	5-5-0		162	175	115	.51653	115	22	22		
DIV. I NON-CONF.			15-10-0		.6	99	0-3-0		181	192	132	.5082	132	23	24		
TOTALS		RPI 1-25		RPI 26-50		W-L RECORDS		RPI 51-100		RPI 101-150		RPI 150+					
24-16-0		1-2-0		0-1-0		OVERALL		3-4-0		6-4-0		14-5-0					
17-6-0		0-0-0		0-0-0		HOME		1-1-0		4-3-0		12-2-0					
7-10-0		1-2-0		0-1-0		AWAY		2-3-0		2-1-0		2-3-0					
0-0-0		0-0-0		0-0-0		NEUTRAL		0-0-0		0-0-0		0-0-0					
15-10-0		1-2-0		0-1-0		NON-CONFERENCE		2-2-0		3-1-0		9-4-0					
13-4-0		0-0-0		0-0-0		HOME		1-1-0		3-1-0		9-2-0					
2-6-0		1-2-0		0-0-		AWAY		1-1-0		0-0-0		0-2-0					
0-0-0		0-0-0		0-0-0		NEUTRAL		0-0-0		0-0-0		0-0-0					
9-6-0		0-0-0		0-0-0		CONFERENCE		1-2-0		3-3-0		5-1-0					
4-2-0		0-0-0		0-0-0		HOME		0-0-0		1-2-0		3-0-0					
5-4-0		0-0-0		0-0-0		AWAY		1-2-0		2-1-0		2-1-0					
0-0-0		0-0-0		0-0-0		NEUTRAL		0-0-0		0-0-0		0-0-0					
RPI	S	Opponent		Score		RPI	S	Opponent		Score		RPI	S	Opponent		Score	
9	A	UC Santa Barbara		2	8	41	A	Arizona St.		9	15	62	A	Washington		2	3
9	A	UC Santa Barbara		5	1							63	A	San Diego St.		5	2
9	A	UC Santa Barbara		1	7							71	H	Kansas St.		7	6
												77	H	San Diego		4	5
												97	A	UTRGV		6	3
												97	A	UTRGV		1	9
												97	A	UTRGV		3	7
												105	H	Sacramento St.		10	21
												105	H	Sacramento St.		6	5
												105	H	Sacramento St.		0	1
												129	A	Grand Canyon		0	3
												129	A	Grand Canyon		8	0
												129	A	Grand Canyon		4	1
												136	H	Pacific		6	0
												136	H	Pacific		3	2
												136	H	Pacific		10	3
												136	H	Pacific		5	11
												182	H	CSUN		4	7
												207	A	UC Riverside		4	5
												207	A	UC Riverside		3	8
												207	H	UC Riverside		4	7
												235	H	CSU Bakersfield		6	0
												235	H	CSU Bakersfield		8	2
												235	H	CSU Bakersfield		4	1
												236	H	Ohio		7	4
												236	H	Ohio		7	1
												236	H	Ohio		8	2
												236	H	Ohio		4	1
												257	A	Seattle U		4	2
												257	A	Seattle U		1	11
												257	A	Seattle U		12	10
												272	H	Northern Ill.		8	0
												272	H	Northern Ill.		10	7
												272	H	Northern Ill.		8	4
LAST 10 GAMES						97	A	UTRGV		1	9	257	A	Seattle U		1	11
						207	H	UC Riverside		4	7	97	A	UTRGV		6	3
						272	H	Northern Ill.		4	2	77	H	San Diego		4	5
						236	H	Ohio		4	1	235	H	CSU Bakersfield		8	2
						182	H	CSUN		4	7	235	H	CSU Bakersfield		6	0
						97	A	UTRGV		3	7						

Non-Div. I Games:

California Baptist

RPI	S	Opponent	Score	
272	H	Northern Ill.	4	2
291	H	Fairleigh Dickinson	5	1

Average RPI Win: 150		WON-LOST	WINNING	LAST 10	STRENGTH OF		OPP. STRENGTH	TEAM	ADJ	CONF.	ADJ CONF.
Average RPI Loss: 145		RECORD	PCT. RANK	GAMES	SCHEDULE		OF SCHEDULE	RPI	RPI	RPI	RPI
DIV. I ONLY		23-18-0	.56098	106	3-7-0		116	156	116	.51639	116
DIV. I NON-CONF.		18-8-0	.69231	53	2-2-0		66	161	43	.5675	43
TOTALS		RPI 1-25	RPI 26-50		W-L RECORDS		RPI 51-100		RPI 101-150		RPI 150+
23-18-0		1-2-0	0-0-0		OVERALL		6-4-0		4-4-0		12-8-0
13-11-0		1-2-0	0-0-0		HOME		4-3-0		4-3-0		4-3-0
10-7-0		0-0-0	0-0-0		AWAY		2-1-0		0-1-0		8-5-0
0-0-0		0-0-0	0-0-0		NEUTRAL		0-0-0		0-0-0		0-0-0
18-8-0		1-2-0	0-0-0		NON-CONFERENCE		6-1-0		3-2-0		8-3-0
11-4-0		1-2-0	0-0-0		HOME		4-0-0		3-1-0		3-1-0
7-4-0		0-0-0	0-0-		AWAY		2-1-0		0-1-0		5-2-0
0-0-0		0-0-0	0-0-0		NEUTRAL		0-0-0		0-0-0		0-0-0
5-10-0		0-0-0	0-0-0		CONFERENCE		0-3-0		1-2-0		4-5-0
2-7-0		0-0-0	0-0-0		HOME		0-3-0		1-2-0		1-2-0
3-3-0		0-0-0	0-0-0		AWAY		0-0-0		0-0-0		3-3-0
0-0-0		0-0-0	0-0-0		NEUTRAL		0-0-0		0-0-0		0-0-0
RPI S	Opponent	Score	RPI S	Opponent	Score	RPI S	Opponent	Score	RPI S	Opponent	Score
19 H	West Virginia	1 9				70 H	Campbell	14 5	101 H	Marist	4 3
19 H	West Virginia	2 12				70 H	Campbell	5 2	101 H	Marist	3 2
19 H	West Virginia	6 4				70 H	Campbell	4 1	101 H	Marist	8 3
						73 A	VCU	7 3	123 A	Old Dominion	3 6
						83 A	Maryland	10 16	123 H	Old Dominion	2 4
						83 H	Maryland	8 1	148 H	James Madison	7 1
						86 A	Virginia	9 3	148 H	James Madison	1 3
						89 H	Elon	2 11	148 H	James Madison	3 5
						89 H	Elon	9 11	152 A	Richmond	2 12
						89 H	Elon	2 8	153 A	High Point	8 6
									153 A	High Point	4 3
									153 A	High Point	6 2
									171 H	Northeastern	4 9
									171 H	Northeastern	6 7
									171 H	Northeastern	15 4
									205 A	UNCW	8 1
									205 A	UNCW	3 2
									205 A	UNCW	3 2
									224 H	Sacred Heart	3 7
									224 H	Sacred Heart	12 3
									234 A	Delaware	8 9
									234 A	Delaware	2 3
									234 A	Delaware	0 1
									254 A	George Washington	4 8
									254 H	George Washington	2 1
									265 A	George Mason	5 1
									266 A	Norfolk St.	17 2
			LAST 10 GAMES								
			265 A	George Mason	5 1	152 A	Richmond	2 12			
			153 A	High Point	4 3	89 H	Elon	2 11			
			153 A	High Point	6 2	89 H	Elon	2 8			
			101 H	Marist	3 2	89 H	Elon	9 11			
			101 H	Marist	8 3	254 H	George Washington	2 1			

Non-Div. I Games:

William &amp; Mary

RPI	S	Opponent	Score	
266	H	Norfolk St.	16	6

William & Mary

W  
i  
l  
l  
i  
a  
m  
&  
M  
a  
r  
y

W  
i  
l  
l  
i  
a  
m  
&  
M  
a  
r  
y

[illegible]

**Non-Div. I Games:**

Jacksonville



Average RPI Win: 181		WON-LOST	WINNING	LAST 10	STRENGTH OF		OPP. STRENGTH	TEAM	ADJ	CONF.	ADJ CONF.
Average RPI Loss: 75		RECORD	PCT. RANK	GAMES	SCHEDULE		OF SCHEDULE	RPI	RPI	RPI	RPI
DIV. I ONLY		19-20-0	.48718	161	6-4-0		44	146	118	.51611	118
DIV. I NON-CONF.		17-10-0	.62963	82	5-1-0		61	237	75	.53988	75
TOTALS		RPI 1-25	RPI 26-50		W-L RECORDS		RPI 51-100		RPI 101-150		RPI 150+
19-20-0		0-6-0	1-0-0		OVERALL		2-7-0		5-6-0		11-1-0
16-9-0		0-3-0	1-0-0		HOME		1-2-0		4-4-0		10-0-0
3-11-0		0-3-0	0-0-0		AWAY		1-5-0		1-2-0		1-1-0
0-0-0		0-0-0	0-0-0		NEUTRAL		0-0-0		0-0-0		0-0-0
17-10-0		0-3-0	1-0-0		NON-CONFERENCE		1-2-0		4-4-0		11-1-0
15-4-0		0-0-0	1-0-0		HOME		1-2-0		3-2-0		10-0-0
2-6-0		0-3-0	0-0-0		AWAY		0-0-0		1-2-0		1-1-0
0-0-0		0-0-0	0-0-0		NEUTRAL		0-0-0		0-0-0		0-0-0
2-10-0		0-3-0	0-0-0		CONFERENCE		1-5-0		1-2-0		0-0-0
1-5-0		0-3-0	0-0-0		HOME		0-0-0		1-2-0		0-0-0
1-5-0		0-0-0	0-0-0		AWAY		1-5-0		0-0-0		0-0-0
0-0-0		0-0-0	0-0-0		NEUTRAL		0-0-0		0-0-0		0-0-0
RPI S	Opponent	Score	RPI S	Opponent	Score	RPI S	Opponent	Score	RPI S	Opponent	Score
7	H East Carolina	7 13	27	H Florida	6 1	65	H Liberty	4 6	104	H Samford	7 4
7	H East Carolina	0 4				65	H Liberty	4 2	104	H Samford	3 7
7	H East Carolina	1 5				65	H Liberty	4 5	104	H Samford	4 1
18	A North Carolina	2 3				75	A UCF	1 4	106	A North Florida	2 7
18	A North Carolina	3 5				75	A UCF	0 5	106	H North Florida	3 5
18	A North Carolina	1 2				75	A UCF	6 3	111	H Cincinnati	4 2
						85	A Tulane	2 9	111	H Cincinnati	1 4
						85	A Tulane	11 20	111	H Cincinnati	5 6
						85	A Tulane	4 6	117	A Jacksonville	7 8
									126	A FGCU	6 1
									126	H FGCU	15 4
									218	H Dartmouth	4 1
									218	H Dartmouth	7 3
									218	H Dartmouth	16 1
									225	A Stetson	9 10
									233	H Western Mich.	9 6
									233	H Western Mich.	7 6
									233	H Western Mich.	10 9
									264	A Bethune-Cookman	7 4
									264	H Bethune-Cookman	12 2
									276	H The Citadel	9 1
									276	H The Citadel	7 2
									276	H The Citadel	12 9
			LAST 10 GAMES								
			126	A FGCU	6 1	85	A Tulane	4 6			
			276	H The Citadel	12 9	85	A Tulane	11 20			
			276	H The Citadel	7 2	85	A Tulane	2 9			
			276	H The Citadel	9 1	264	H Bethune-Cookman	12 2			
			106	H North Florida	3 5	75	A UCF	6 3			

Non-Div. I Games:

South Fla.

Average RPI Win: 146		WON-LOST	WINNING	LAST 10	STRENGTH OF		OPP. STRENGTH	TEAM	ADJ	CONF.	ADJ CONF.
Average RPI Loss: 58		RECORD	PCT. RANK	GAMES	SCHEDULE		OF SCHEDULE	RPI	RPI	RPI	RPI
DIV. I ONLY		13-27-0	.325	254	2-8-0		15	105	119	.51591	119
DIV. I NON-CONF.		9-22-0	.29032	244	2-4-0		17	69	142	.50269	142
TOTALS		RPI 1-25	RPI 26-50		W-L RECORDS		RPI 51-100		RPI 101-150		RPI 150+
13-27-0	0-5-0	3-12-0		OVERALL		0-7-0		3-1-0		7-2-0	
6-7-0	0-1-0	2-4-0		HOME		0-1-0		2-0-0		2-1-0	
6-17-0	0-4-0	1-7-0		AWAY		0-5-0		0-0-0		5-1-0	
1-3-0	0-0-0	0-1-0		NEUTRAL		0-1-0		1-1-0		0-0-0	
9-22-0	0-5-0	1-8-0		NON-CONFERENCE		0-7-0		3-1-0		5-1-0	
4-6-0	0-1-0	0-3-0		HOME		0-1-0		2-0-0		2-1-0	
4-13-0	0-4-0	1-0-		AWAY		0-5-0		0-0-0		3-0-0	
1-3-0	0-0-0	0-1-0		NEUTRAL		0-1-0		1-1-0		0-0-0	
4-5-0	0-0-0	2-4-0		CONFERENCE		0-0-0		0-0-0		2-1-0	
2-1-0	0-0-0	2-1-0		HOME		0-0-0		0-0-0		0-0-0	
2-4-0	0-0-0	0-3-0		AWAY		0-0-0		0-0-0		2-1-0	
0-0-0	0-0-0	0-0-0		NEUTRAL		0-0-0		0-0-0		0-0-0	
RPI S	Opponent	Score	RPI S	Opponent	Score	RPI S	Opponent	Score	RPI S	Opponent	Score
8 H	Arkansas	2 8	26 A	Missouri	2 6	77 A	San Diego	4 14	109 N	Nevada	4 16
9 A	UC Santa Barbara	3 7	26 H	Missouri	6 14	90 N	Cal St. Fullerton	0 7	125 N	Utah	6 2
9 A	UC Santa Barbara	3 5	30 A	Illinois St.	5 7	95 A	Kansas	6 11	149 H	Central Ark.	15 3
9 A	UC Santa Barbara	1 11	30 A	Illinois St.	1 7	95 H	Kansas	5 9	149 H	Central Ark.	9 7
21 A	Oklahoma St.	2 13	30 A	Illinois St.	3 5	98 A	Arkansas St.	4 6	169 H	New Orleans	8 3
			31 A	Texas St.	0 10	98 A	Arkansas St.	2 14	169 H	New Orleans	6 1
			35 H	UC Irvine	2 3	98 A	Arkansas St.	4 16	169 H	New Orleans	12 20
			35 H	UC Irvine	1 4				178 A	Southern Ill.	2 4
			39 A	Oklahoma	1 6				178 A	Southern Ill.	10 5
			39 A	Oklahoma	11 8				178 A	Southern Ill.	13 4
			39 A	Oklahoma	2 11				191 A	Murray St.	15 10
			40 H	Indiana St.	0 12				204 A	Oral Roberts	11 2
			40 H	Indiana St.	1 0				271 A	Southeast Mo. St.	8 2
			40 H	Indiana St.	6 5						
			49 N	Fresno St.	2 3						
LAST 10 GAMES											
			30 A	Illinois St.	3 5	169 H	New Orleans	6 1			
			30 A	Illinois St.	5 7	169 H	New Orleans	8 3			
			178 A	Southern Ill.	2 4	26 H	Missouri	6 14			
			26 A	Missouri	2 6	30 A	Illinois St.	1 7			
			169 H	New Orleans	12 20	95 A	Kansas	6 11			

Non-Div. I Games:

Missouri St.

Average RPI Win:	208	WON-LOST RECORD	WINNING PCT. RANK	LAST 10 GAMES		STRENGTH OF SCHEDULE	OPP. STRENGTH OF SCHEDULE	TEAM RPI	ADJ RPI	CONF. RPI	ADJ CONF. RPI					
DIV. I ONLY		22-14-0	.61111	66	6-4-0	212	195	120	.51522	120	23	23				
DIV. I NON-CONF.		11-10-0	.52381	136	2-2-0	186	144	115	.51941	115	20	20				
<hr/>																
TOTALS	RPI 1-25	RPI 26-50		W-L RECORDS		RPI 51-100		RPI 101-150		RPI 150+						
22-14-0	0-3-0	0-0-0		OVERALL		1-3-0		2-1-0		19-7-0						
12-3-0	0-0-0	0-0-0		HOME		0-0-0		0-0-0		12-3-0						
10-11-0	0-3-0	0-0-0		AWAY		1-3-0		2-1-0		7-4-0						
0-0-0	0-0-0	0-0-0		NEUTRAL		0-0-0		0-0-0		0-0-0						
11-10-0	0-3-0	0-0-0		NON-CONFERENCE		1-3-0		2-1-0		8-3-0						
4-2-0	0-0-0	0-0-0		HOME		0-0-0		0-0-0		4-2-0						
7-8-0	0-3-0	0-0-		AWAY		1-3-0		2-1-0		4-1-0						
0-0-0	0-0-0	0-0-0		NEUTRAL		0-0-0		0-0-0		0-0-0						
11-4-0	0-0-0	0-0-0		CONFERENCE		0-0-0		0-0-0		11-4-0						
8-1-0	0-0-0	0-0-0		HOME		0-0-0		0-0-0		8-1-0						
3-3-0	0-0-0	0-0-0		AWAY		0-0-0		0-0-0		3-3-0						
0-0-0	0-0-0	0-0-0		NEUTRAL		0-0-0		0-0-0		0-0-0						
<hr/>																
RPI	S	Opponent	Score		RPI	S	Opponent	Score		RPI	S	Opponent	Score			
8	A	Arkansas	3	4						82	A	St. John's (NY)	3	6		
8	A	Arkansas	1	3						84	A	Southeastern La.	0	8		
8	A	Arkansas	7	15						84	A	Southeastern La.	2	7		
										84	A	Southeastern La.	7	4		
										139	A	FIU	7	6		
										139	A	FIU	2	13		
										139	A	FIU	13	7		
										160	A	Rutgers	5	6		
										165	H	Fairfield	1	9		
										175	A	Army West Point	13	4		
										197	A	Binghamton	0	5		
										197	A	Binghamton	7	6		
										197	A	Binghamton	6	3		
										202	A	Hartford	5	9		
										202	A	Hartford	5	6		
										202	A	Hartford	7	5		
										208	H	Maine	2	0		
										208	H	Maine	5	3		
										208	H	Maine	8	3		
										221	H	LIU Brooklyn	9	3		
										223	H	UMBC	4	3		
										223	H	UMBC	8	5		
										223	H	UMBC	9	3		
										224	A	Sacred Heart	8	1		
										224	H	Sacred Heart	4	1		
										224	H	Sacred Heart	12	9		
					LAST 10 GAMES											
					238	H	Albany (NY)	3	4			223	H	UMBC	4	3
					238	H	Albany (NY)	8	3			8	A	Arkansas	1	3
					224	H	Sacred Heart	4	1			202	A	Hartford	7	5
					175	A	Army West Point	13	4			223	H	UMBC	8	5
					223	H	UMBC	9	3			197	A	Binghamton	0	5
												270	A	Iona	11	7

**Non-Div. I Games:**

Stony Brook

RPI	S	Opponent	Score	
270	H	Iona	8	12
270	H	Iona	4	2

Stony Brook

S  
t  
o  
n  
y  
B  
r  
o  
o  
k

S  
t  
o  
n  
y  
B  
r  
o  
o  
k

Average RPI Win:		94	WON-LOST RECORD		WINNING PCT. RANK		LAST 10 GAMES		STRENGTH OF SCHEDULE		OPP. STRENGTH OF SCHEDULE		TEAM RPI		ADJ RPI		CONF. RPI		ADJ CONF. RPI	
DIV. I ONLY			20-24-0		.45455 186		3-7-0		54		55		121		.51497 121		9		9	
DIV. I NON-CONF.			12-14-0		.46154 167		1-3-0		32		21		101		.5255 101		8		8	
TOTALS		RPI 1-25		RPI 26-50		W-L RECORDS		RPI 51-100		RPI 101-150		RPI 150+								
20-24-0		1-0-0		1-4-0		OVERALL		12-13-0		4-4-0		2-3-0								
13-12-0		0-0-0		1-3-0		HOME		11-5-0		0-1-0		1-3-0								
6-12-0		0-0-0		0-1-0		AWAY		1-8-0		4-3-0		1-0-0								
1-0-0		1-0-0		0-0-0		NEUTRAL		0-0-0		0-0-0		0-0-0								
12-14-0		1-0-0		1-4-0		NON-CONFERENCE		8-8-0		1-1-0		1-1-0								
8-8-0		0-0-0		1-3-0		HOME		7-3-0		0-1-0		0-1-0								
3-6-0		0-0-0		0-0-		AWAY		1-5-0		1-0-0		1-0-0								
1-0-0		1-0-0		0-0-0		NEUTRAL		0-0-0		0-0-0		0-0-0								
8-10-0		0-0-0		0-0-0		CONFERENCE		4-5-0		3-3-0		1-2-0								
5-4-0		0-0-0		0-0-0		HOME		4-2-0		0-0-0		1-2-0								
3-6-0		0-0-0		0-0-0		AWAY		0-3-0		3-3-0		0-0-0								
0-0-0		0-0-0		0-0-0		NEUTRAL		0-0-0		0-0-0		0-0-0								
RPI	S	Opponent		Score		RPI	S	Opponent		Score		RPI	S	Opponent		Score				
20	N	LSU		6 5		38	A	Louisiana Tech		2 3		53	A	Southern Miss.		6 7				
						38	H	Louisiana Tech		3 11		53	H	Southern Miss.		6 5				
						42	H	Texas		5 6		55	A	UT Arlington		8 9				
						42	H	Texas		1 3		55	A	UT Arlington		5 9				
						42	H	Texas		8 6		55	A	UT Arlington		3 7				
												68	H	LMU (CA)		5 0				
												68	H	LMU (CA)		3 7				
												68	H	LMU (CA)		1 4				
												78	A	Sam Houston St.		8 9				
												78	A	Sam Houston St.		2 9				
												78	A	Sam Houston St.		5 7				
												83	H	Maryland		2 4				
												83	H	Maryland		2 1				
												83	H	Maryland		4 3				
												84	A	Southeastern La.		9 8				
												84	H	Southeastern La.		8 2				
												85	A	Tulane		3 7				
												85	H	Tulane		7 6				
												98	H	Arkansas St.		6 1				
												98	H	Arkansas St.		14 5				
						LAST 10 GAMES														
						83	H	Maryland		4 3										
						83	H	Maryland		2 1										
						53	A	Southern Miss.		6 7										
						55	A	UT Arlington		5 9										
						55	A	UT Arlington		3 7										

Non-Div. I Games:

Louisiana

RPI	S	Opponent	Score	
98	H	Arkansas St.	6	12
99	H	Northwestern St.	8	3
100	H	South Alabama	4	1
100	H	South Alabama	2	9
100	H	South Alabama	8	4
55	A	UT Arlington	8	9
20	N	LSU	6	5
100	H	South Alabama	4	1
100	H	South Alabama	8	4
100	H	South Alabama	2	9

L  
o  
u  
i  
s  
i  
a  
n  
a

L  
o  
u  
i  
s  
i  
a  
n  
a

**Non-Div. I Games:**

Memphis

Average RPI Win:	154	WON-LOST RECORD	WINNING PCT. RANK	LAST 10 GAMES	STRENGTH OF SCHEDULE	OPP. STRENGTH OF SCHEDULE	TEAM RPI	ADJ RPI	CONF. RPI	ADJ CONF. RPI					
Average RPI Loss:	118														
DIV. I ONLY	24-16-0	.6	74	7-3-0	181	81	124	.51448	123	11	11				
DIV. I NON-CONF.	17-5-0	.77273	21	2-1-0	128	117	44	.56658	44	12	12				
<hr/>															
TOTALS	RPI 1-25	RPI 26-50		W-L RECORDS		RPI 51-100		RPI 101-150		RPI 150+					
24-16-0	0-1-0	0-0-0		OVERALL		5-5-0		6-5-0		13-5-0					
16-9-0	0-1-0	0-0-0		HOME		2-0-0		3-4-0		11-4-0					
8-7-0	0-0-0	0-0-0		AWAY		3-5-0		3-1-0		2-1-0					
0-0-0	0-0-0	0-0-0		NEUTRAL		0-0-0		0-0-0		0-0-0					
<hr/>															
17-5-0	0-1-0	0-0-0		NON-CONFERENCE		5-2-0		2-0-0		10-2-0					
13-3-0	0-1-0	0-0-0		HOME		2-0-0		1-0-0		10-2-0					
4-2-0	0-0-0	0-0-		AWAY		3-2-0		1-0-0		0-0-0					
0-0-0	0-0-0	0-0-0		NEUTRAL		0-0-0		0-0-0		0-0-0					
<hr/>															
7-11-0	0-0-0	0-0-0		CONFERENCE		0-3-0		4-5-0		3-3-0					
3-6-0	0-0-0	0-0-0		HOME		0-0-0		2-4-0		1-2-0					
4-5-0	0-0-0	0-0-0		AWAY		0-3-0		2-1-0		2-1-0					
0-0-0	0-0-0	0-0-0		NEUTRAL		0-0-0		0-0-0		0-0-0					
<hr/>															
RPI	S	Opponent	Score	RPI	S	Opponent	Score	RPI	S	Opponent	Score				
7	H	East Carolina	7 10					53	A	Southern Miss.	0 11				
								53	A	Southern Miss.	0 9				
								53	A	Southern Miss.	4 14				
								70	H	Campbell	4 3				
								71	A	Kansas St.	8 2				
								71	A	Kansas St.	2 6				
								71	A	Kansas St.	5 0				
								73	A	VCU	7 5				
								73	H	VCU	6 5				
								86	A	Virginia	2 4				
												116	A	William & Mary	4 2
												116	H	William & Mary	6 3
												135	A	UTSA	10 6
												135	A	UTSA	14 13
												135	A	UTSA	3 4
												137	H	Rice	10 14
												137	H	Rice	2 11
												137	H	Rice	1 3
												139	H	FIU	6 12
												139	H	FIU	8 6
												139	H	FIU	7 2
												153	H	High Point	5 7
												153	H	High Point	4 5
												153	H	High Point	7 0
												160	H	Rutgers	12 5
												160	H	Rutgers	12 2
												160	H	Rutgers	3 2
												166	A	UAB	14 7
												166	A	UAB	5 6
												166	A	UAB	9 5
												197	H	Binghamton	2 1
												197	H	Binghamton	12 9
												203	H	Charlotte	10 0
												203	H	Charlotte	8 11
												203	H	Charlotte	7 8
												239	H	Princeton	3 1
												239	H	Princeton	15 1

Non-Div. I Games:

Old Dominion



RPI	S	Opponent	Score	
260	H	VMI	5	0
266	H	Norfolk St.	11	0

Old Dominion

O  
l  
d  
D  
o  
m  
i  
n  
i  
o  
n

O  
l  
d  
D  
o  
m  
i  
n  
i  
o  
n

T  
r  
o  
y

Troy

Average RPI Win: 120		WON-LOST RECORD		WINNING PCT. RANK		LAST 10 GAMES		STRENGTH OF SCHEDULE		OPP. STRENGTH OF SCHEDULE		TEAM RPI		ADJ RPI		CONF. RPI		ADJ CONF. RPI							
DIV. I ONLY		12-22-0		.35294 242		4-6-0		30		31		127		.51319 125		4		4							
DIV. I NON-CONF.		8-8-0		.5 144		1-1-0		123		89		107		.52197 107		2		2							
TOTALS		RPI 1-25		RPI 26-50		W-L RECORDS		RPI 51-100		RPI 101-150		RPI 150+													
12-22-0		0-7-0		2-6-0		OVERALL		5-6-0		3-2-0		2-1-0													
5-7-0		0-0-0		2-5-0		HOME		2-2-0		0-0-0		1-0-0													
3-13-0		0-7-0		0-1-0		AWAY		2-3-0		1-1-0		0-1-0													
4-2-0		0-0-0		0-0-0		NEUTRAL		1-1-0		2-1-0		1-0-0													
8-8-0		0-1-0		1-1-0		NON-CONFERENCE		2-3-0		3-2-0		2-1-0													
2-1-0		0-0-0		1-0-0		HOME		0-1-0		0-0-0		1-0-0													
2-5-0		0-1-0		0-0-		AWAY		1-1-0		1-1-0		0-1-0													
4-2-0		0-0-0		0-0-0		NEUTRAL		1-1-0		2-1-0		1-0-0													
4-14-0		0-6-0		1-5-0		CONFERENCE		3-3-0		0-0-0		0-0-0													
3-6-0		0-0-0		1-5-0		HOME		2-1-0		0-0-0		0-0-0													
1-8-0		0-6-0		0-0-0		AWAY		1-2-0		0-0-0		0-0-0													
0-0-0		0-0-0		0-0-0		NEUTRAL		0-0-0		0-0-0		0-0-0													
RPI	S	Opponent		Score		RPI	S	Opponent		Score		RPI	S	Opponent		Score									
5	A	Oregon St.		2	3	31	A	Texas St.		3	8	63	A	San Diego St.		2	3	107	A	UNLV		16	7		
5	A	Oregon St.		2	6	32	H	Oregon		4	9	66	H	Gonzaga		3	5	109	N	Nevada		6	3		
5	A	Oregon St.		0	11	32	H	Oregon		3	6	71	N	Kansas St.		4	6	119	N	Missouri St.		2	6		
7	A	East Carolina		6	7	32	H	Oregon		6	9	77	A	San Diego		6	5	129	A	Grand Canyon		2	11		
11	A	Stanford		6	7	41	H	Arizona St.		6	3	80	N	Wright St.		12	8	145	N	Western Caro.		14	0		
11	A	Stanford		4	7	41	H	Arizona St.		5	8	92	A	Arizona		21	10	275	A	Utah Valley		3	6		
11	A	Stanford		3	7	41	H	Arizona St.		6	11	92	A	Arizona		7	18	275	H	Utah Valley		11	5		
						43	H	BYU		8	6	92	A	Arizona		0	8	289	N	Niagara		10	6		
												93	H	Southern California		5	4								
												93	H	Southern California		0	6								
												93	H	Southern California		5	4								
LAST 10 GAMES																									
		5	A	Oregon St.		0	11	41	H	Arizona St.		5	8												
		32	H	Oregon		6	9	41	H	Arizona St.		6	11												
		32	H	Oregon		3	6	275	H	Utah Valley		11	5												
		275	A	Utah Valley		3	6	93	H	Southern California		5	4												
		41	H	Arizona St.		6	3	93	H	Southern California		5	4												

Non-Div. I Games:

Utah

Average RPI Win: 194		WON-LOST	WINNING	LAST 10	STRENGTH OF		OPP. STRENGTH	TEAM	ADJ	CONF.	ADJ CONF.
Average RPI Loss: 125		RECORD	PCT. RANK	GAMES	SCHEDULE		OF SCHEDULE	RPI	RPI	RPI	RPI
DIV. I ONLY		27-14-0	.65854	47	5-5-0		206	133	128	.51294	126
DIV. I NON-CONF.		18-11-0	.62069	86	0-4-0		258	126	188	.48011	188
TOTALS		RPI 1-25	RPI 26-50		W-L RECORDS		RPI 51-100		RPI 101-150		RPI 150+
27-14-0		0-3-0	1-1-0		OVERALL		0-0-0		6-5-0		20-5-0
22-7-0		0-1-0	0-0-0		HOME		0-0-0		4-2-0		18-4-0
5-7-0		0-2-0	1-1-0		AWAY		0-0-0		2-3-0		2-1-0
0-0-0		0-0-0	0-0-0		NEUTRAL		0-0-0		0-0-0		0-0-0
18-11-0		0-3-0	1-1-0		NON-CONFERENCE		0-0-0		2-3-0		15-4-0
16-7-0		0-1-0	0-0-0		HOME		0-0-0		1-2-0		15-4-0
2-4-0		0-2-0	1-0-		AWAY		0-0-0		1-1-0		0-0-0
0-0-0		0-0-0	0-0-0		NEUTRAL		0-0-0		0-0-0		0-0-0
9-3-0		0-0-0	0-0-0		CONFERENCE		0-0-0		4-2-0		5-1-0
6-0-0		0-0-0	0-0-0		HOME		0-0-0		3-0-0		3-0-0
3-3-0		0-0-0	0-0-0		AWAY		0-0-0		1-2-0		2-1-0
0-0-0		0-0-0	0-0-0		NEUTRAL		0-0-0		0-0-0		0-0-0
RPI S	Opponent	Score	RPI S	Opponent	Score	RPI S	Opponent	Score	RPI S	Opponent	Score
14 A	Miami (FL)	9 13	27 A	Florida	7 2				106 A	North Florida	5 2
14 A	Miami (FL)	4 13	27 A	Florida	0 15				106 A	North Florida	8 14
14 H	Miami (FL)	1 10							106 A	North Florida	4 7
									117 H	Jacksonville	2 1
									117 H	Jacksonville	3 1
									117 H	Jacksonville	12 1
									118 A	South Fla.	4 15
									118 H	South Fla.	1 6
									138 H	Ohio St.	0 2
									139 A	FIU	11 6
									139 H	FIU	3 0
									160 H	Rutgers	4 1
									160 H	Rutgers	11 3
									160 H	Rutgers	1 4
									190 H	Lipscomb	10 9
									190 H	Lipscomb	5 3
									190 H	Lipscomb	6 2
									210 A	Kennesaw St.	6 4
									210 A	Kennesaw St.	0 4
									210 A	Kennesaw St.	8 4
									214 H	Quinnipiac	9 8
									214 H	Quinnipiac	6 5
									214 H	Quinnipiac	4 9
									221 H	LIU Brooklyn	10 1
									221 H	LIU Brooklyn	10 0
									221 H	LIU Brooklyn	9 1
									253 H	Siena	17 6
			LAST 10 GAMES								
			210 A	Kennesaw St.	0 4	117 H	Jacksonville	3 1			
			210 A	Kennesaw St.	6 4	117 H	Jacksonville	12 1			
			253 H	Siena	18 8	14 A	Miami (FL)	4 13			
			118 H	South Fla.	1 6	210 A	Kennesaw St.	8 4			
			117 H	Jacksonville	2 1	14 H	Miami (FL)	1 10			

Non-Div. I Games:

FGCU

RPI	S	Opponent	Score	
253	H	Siena	8	0
253	H	Siena	18	8
253	H	Siena	1	2
261	H	Towson	20	3
261	H	Towson	6	3
261	H	Towson	5	2
264	H	Bethune-Cookman	3	6
264	H	Bethune-Cookman	23	3
264	H	Bethune-Cookman	12	5

FGCU

F  
G  
C  
U

F  
G  
C  
U

Average RPI Win:		223	WON-LOST RECORD		WINNING PCT. RANK	LAST 10 GAMES		STRENGTH OF SCHEDULE		OPP. STRENGTH OF SCHEDULE	TEAM RPI	ADJ RPI	CONF. RPI	ADJ CONF. RPI
Average RPI Loss:		148	17-20-0		.45946 182	4-6-0		108		251	123	.51276 127	19	19
DIV. I ONLY			7-9-0		.4375 178	1-1-0		50		265	88	.53199 91	22	22
DIV. I NON-CONF.														
TOTALS		RPI 1-25	RPI 26-50		W-L RECORDS		RPI 51-100		RPI 101-150		RPI 150+			
17-20-0		0-3-0	0-1-0		OVERALL		0-0-0		1-2-0		16-14-0			
4-4-0		0-0-0	0-0-0		HOME		0-0-0		0-0-0		4-4-0			
13-16-0		0-3-0	0-1-0		AWAY		0-0-0		1-2-0		12-10-0			
0-0-0		0-0-0	0-0-0		NEUTRAL		0-0-0		0-0-0		0-0-0			
7-9-0		0-3-0	0-1-0		NON-CONFERENCE		0-0-0		0-0-0		7-5-0			
1-1-0		0-0-0	0-0-0		HOME		0-0-0		0-0-0		1-1-0			
6-8-0		0-3-0	0-0-		AWAY		0-0-0		0-0-0		6-4-0			
0-0-0		0-0-0	0-0-0		NEUTRAL		0-0-0		0-0-0		0-0-0			
10-11-0		0-0-0	0-0-0		CONFERENCE		0-0-0		1-2-0		9-9-0			
3-3-0		0-0-0	0-0-0		HOME		0-0-0		0-0-0		3-3-0			
7-8-0		0-0-0	0-0-0		AWAY		0-0-0		1-2-0		6-6-0			
0-0-0		0-0-0	0-0-0		NEUTRAL		0-0-0		0-0-0		0-0-0			
RPI S	Opponent	Score	RPI S	Opponent	Score	RPI S	Opponent	Score	RPI S	Opponent	Score	RPI S	Opponent	Score
8 A	Arkansas	7 15	30 A	Illinois St.	0 3				102 A	Morehead St.	5 4			
8 A	Arkansas	2 3							102 A	Morehead St.	8 11			
8 A	Arkansas	3 12							102 A	Morehead St.	8 10			
									167 A	Jacksonville St.	5 6			
									167 A	Jacksonville St.	5 12			
									167 A	Jacksonville St.	5 4			
									178 H	Southern Ill.	8 9			
									185 H	Eastern Ky.	3 7			
									185 H	Eastern Ky.	3 4			
									185 H	Eastern Ky.	10 9			
									186 A	Western Ky.	9 10			
									186 A	Western Ky.	8 1			
									186 A	Western Ky.	4 5			
									188 A	Belmont	1 5			
									188 A	Belmont	7 9			
									188 A	Belmont	9 6			
									191 A	Murray St.	8 3			
									191 A	Murray St.	1 3			
									191 A	Murray St.	6 14			
									212 A	Southern U.	6 1			
									212 A	Southern U.	4 2			
									212 A	Southern U.	3 5			
									212 A	Southern U.	8 10			
									243 A	Butler	2 0			
									256 A	Tennessee Tech	15 5			
									256 A	Tennessee Tech	13 2			
									256 A	Tennessee Tech	13 12			
Non-Div. I Games:			Robert Morris (IL)		10 14	Robert Morris-Peoria		13 2	Lindenwood (IL)		5 2	Illinois Col.		11 1
												Eastern Ill.		

RPI	S	Opponent	Score	
262	A	Alabama St.	9	4
262	A	Alabama St.	15	6
271	H	Southeast Mo. St.	9	10
271	H	Southeast Mo. St.	9	6
271	H	Southeast Mo. St.	1	0
273	H	Chicago St.	6	3

Eastern Ill.

E  
a  
s  
t  
e  
r  
n  
I  
l  
l  
.

E  
a  
s  
t  
e  
r  
n  
I  
l  
l  
.

Average RPI Win: 136		WON-LOST	WINNING	LAST 10	STRENGTH OF		OPP. STRENGTH	TEAM	ADJ	CONF.	ADJ CONF.		
Average RPI Loss: 96		RECORD	PCT. RANK	GAMES	SCHEDULE		OF SCHEDULE	RPI	RPI	RPI	RPI		
DIV. I ONLY		17-22-0	.4359	199	5-5-0		63	106	129	.51265	128	3	3
DIV. I NON-CONF.		7-11-0	.38889	205	2-2-0		200	251	233	.45204	233	4	4
TOTALS		RPI 1-25	RPI 26-50		W-L RECORDS		RPI 51-100		RPI 101-150		RPI 150+		
17-22-0		2-4-0	2-4-0		OVERALL		6-6-0		0-4-0		7-4-0		
6-9-0		1-2-0	0-0-0		HOME		3-4-0		0-1-0		2-2-0		
8-9-0		1-2-0	2-4-0		AWAY		2-1-0		0-1-0		3-1-0		
3-4-0		0-0-0	0-0-0		NEUTRAL		1-1-0		0-2-0		2-1-0		
7-11-0		0-0-0	0-3-0		NON-CONFERENCE		2-1-0		0-4-0		5-3-0		
3-3-0		0-0-0	0-0-0		HOME		1-0-0		0-1-0		2-2-0		
1-4-0		0-0-0	0-0-		AWAY		0-0-0		0-1-0		1-0-0		
3-4-0		0-0-0	0-0-0		NEUTRAL		1-1-0		0-2-0		2-1-0		
10-11-0		2-4-0	2-1-0		CONFERENCE		4-5-0		0-0-0		2-1-0		
3-6-0		1-2-0	0-0-0		HOME		2-4-0		0-0-0		0-0-0		
7-5-0		1-2-0	2-1-0		AWAY		2-1-0		0-0-0		2-1-0		
0-0-0		0-0-0	0-0-0		NEUTRAL		0-0-0		0-0-0		0-0-0		
RPI S	Opponent	Score	RPI S	Opponent	Score	RPI S	Opponent	Score	RPI S	Opponent	Score		
10 A	Georgia Tech	9 6	36 A	Clemson	1 5	56 H	Florida St.	12 3	131 N	Ball St.	0 2		
10 A	Georgia Tech	2 11	36 A	Clemson	9 2	56 H	Florida St.	1 3	131 N	Ball St.	2 6		
10 A	Georgia Tech	7 8	36 A	Clemson	4 2	56 H	Florida St.	1 7	132 H	Central Mich.	7 17		
18 H	North Carolina	1 10	41 A	Arizona St.	7 20	67 A	Wake Forest	4 7	145 A	Western Caro.	9 16		
18 H	North Carolina	6 13	41 A	Arizona St.	1 10	67 A	Wake Forest	7 4	181 H	Michigan St.	2 3		
18 H	North Carolina	4 3	41 A	Arizona St.	5 16	67 A	Wake Forest	8 7	219 A	Pittsburgh	9 0		
						86 H	Virginia	5 6	219 A	Pittsburgh	2 4		
						86 H	Virginia	7 12	219 A	Pittsburgh	4 1		
						86 H	Virginia	5 2	233 H	Western Mich.	2 12		
						88 N	Incarnate Word	2 1	240 H	Valparaiso	4 3		
						88 N	Incarnate Word	7 15	263 A	Charleston So.	7 0		
						94 H	Northwestern	6 2	263 N	Charleston So.	7 4		
									273 H	Chicago St.	6 3		
									285 N	Eastern Mich.	11 3		
									285 N	Eastern Mich.	2 4		
LAST 10 GAMES													
			219 A	Pittsburgh	2 4	67 A	Wake Forest	7 4					
			18 H	North Carolina	4 3	240 H	Valparaiso	4 3					
			18 H	North Carolina	6 13	219 A	Pittsburgh	4 1					
			86 H	Virginia	7 12	219 A	Pittsburgh	9 0					
			86 H	Virginia	5 6	94 H	Northwestern	6 2					

Non-Div. I Games:

Notre Dame



Average RPI Win: 146		WON-LOST	WINNING	LAST 10	STRENGTH OF		OPP. STRENGTH	TEAM	ADJ	CONF.	ADJ CONF.
Average RPI Loss: 89		RECORD	PCT. RANK	GAMES	SCHEDULE		OF SCHEDULE	RPI	RPI	RPI	RPI
DIV. I ONLY		21-18-0	.53846	119	4-6-0		125	77	130	.51256	129
DIV. I NON-CONF.		13-11-0	.54167	129	1-1-0		102	1	97	.52649	97
TOTALS		RPI 1-25	RPI 26-50		W-L RECORDS		RPI 51-100		RPI 101-150		RPI 150+
21-18-0		0-4-0	0-0-0		OVERALL		8-9-0		6-2-0		7-3-0
12-12-0		0-4-0	0-0-0		HOME		4-5-0		5-2-0		3-1-0
9-5-0		0-0-0	0-0-0		AWAY		4-3-0		1-0-0		4-2-0
0-1-0		0-0-0	0-0-0		NEUTRAL		0-1-0		0-0-0		0-0-0
13-11-0		0-4-0	0-0-0		NON-CONFERENCE		8-6-0		5-0-0		0-1-0
8-7-0		0-4-0	0-0-0		HOME		4-2-0		4-0-0		0-1-0
5-3-0		0-0-0	0-0-		AWAY		4-3-0		1-0-0		0-0-0
0-1-0		0-0-0	0-0-0		NEUTRAL		0-1-0		0-0-0		0-0-0
8-7-0		0-0-0	0-0-0		CONFERENCE		0-3-0		1-2-0		7-2-0
4-5-0		0-0-0	0-0-0		HOME		0-3-0		1-2-0		3-0-0
4-2-0		0-0-0	0-0-0		AWAY		0-0-0		0-0-0		4-2-0
0-0-0		0-0-0	0-0-0		NEUTRAL		0-0-0		0-0-0		0-0-0
RPI S	Opponent	Score	RPI S	Opponent	Score	RPI S	Opponent	Score	RPI S	Opponent	Score
11 H	Stanford	4 14				59 H	Xavier	25 18	107 H	UNLV	11 5
23 H	Illinois	2 5				59 H	Xavier	7 2	109 A	Nevada	8 2
23 H	Illinois	2 9				59 H	Xavier	6 0	109 H	Nevada	3 2
23 H	Illinois	3 6				59 H	Xavier	3 7	115 H	California Baptist	0 8
						76 A	TCU	4 1	115 H	California Baptist	1 4
						76 A	TCU	9 17	115 H	California Baptist	3 0
						76 A	TCU	5 6	125 H	Utah	11 2
						87 H	Wichita St.	9 1	131 H	Ball St.	12 2
						87 N	Wichita St.	7 8	154 A	New Mexico St.	7 4
						92 A	Arizona	11 9	154 A	New Mexico St.	2 9
						92 H	Arizona	13 14	154 A	New Mexico St.	4 9
						93 A	Southern California	7 3	207 H	UC Riverside	3 5
						93 A	Southern California	4 2	257 H	Seattle U	6 0
						93 A	Southern California	1 7	257 H	Seattle U	5 4
						97 H	UTRGV	2 3	257 H	Seattle U	14 4
						97 H	UTRGV	5 8	275 A	Utah Valley	9 4
						97 H	UTRGV	7 9	275 A	Utah Valley	11 4
									275 A	Utah Valley	14 4
LAST 10 GAMES											
	92 A	Arizona	11	9		97 H	UTRGV	5 8			
	257 H	Seattle U	5	4		97 H	UTRGV	2 3			
	257 H	Seattle U	6	0		92 H	Arizona	13 14			
	257 H	Seattle U	14	4		154 A	New Mexico St.	2 9			
	97 H	UTRGV	7	9		154 A	New Mexico St.	4 9			

Non-Div. I Games:

Grand Canyon

Average RPI Win:		185	WON-LOST RECORD		WINNING PCT. RANK		LAST 10 GAMES		STRENGTH OF SCHEDULE		OPP. STRENGTH OF SCHEDULE		TEAM RPI		ADJ RPI		CONF. RPI		ADJ CONF. RPI	
DIV. I ONLY			21-20-0		.5122 140		2-8-0		156		123		131		.51246 130		8		8	
DIV. I NON-CONF.			18-5-0		.78261 19		1-1-0		273		168		74		.54068 74		10		10	
TOTALS		RPI 1-25		RPI 26-50		W-L RECORDS		RPI 51-100		RPI 101-150		RPI 150+								
21-20-0		1-0-0		1-3-0		OVERALL		4-14-0		3-2-0		12-1-0								
8-6-0		0-0-0		1-0-0		HOME		1-6-0		0-0-0		6-0-0								
10-14-0		0-0-0		0-3-0		AWAY		3-8-0		3-2-0		4-1-0								
3-0-0		1-0-0		0-0-0		NEUTRAL		0-0-0		0-0-0		2-0-0								
18-5-0		1-0-0		1-0-0		NON-CONFERENCE		1-2-0		3-2-0		12-1-0								
7-1-0		0-0-0		1-0-0		HOME		0-1-0		0-0-0		6-0-0								
8-4-0		0-0-0		0-0-		AWAY		1-1-0		3-2-0		4-1-0								
3-0-0		1-0-0		0-0-0		NEUTRAL		0-0-0		0-0-0		2-0-0								
3-15-0		0-0-0		0-3-0		CONFERENCE		3-12-0		0-0-0		0-0-0								
1-5-0		0-0-0		0-0-0		HOME		1-5-0		0-0-0		0-0-0								
2-10-0		0-0-0		0-3-0		AWAY		2-7-0		0-0-0		0-0-0								
0-0-0		0-0-0		0-0-0		NEUTRAL		0-0-0		0-0-0		0-0-0								
RPI	S	Opponent		Score		RPI	S	Opponent		Score		RPI	S	Opponent		Score				
5	N	Oregon St.		5	1	32	H	Oregon		5	3	62	H	Washington		3	8			
						43	A	BYU		1	3	66	H	Gonzaga		3	4			
						43	A	BYU		1	11	66	H	Gonzaga		3	19			
						43	A	BYU		1	10	66	H	Gonzaga		2	4			
												68	H	LMU (CA)		5	3			
												68	H	LMU (CA)		1	2			
												68	H	LMU (CA)		3	10			
												74	A	Saint Mary's (CA)		2	4			
												74	A	Saint Mary's (CA)		1	2			
												74	A	Saint Mary's (CA)		0	1			
												77	A	San Diego		20	0			
												77	A	San Diego		2	10			
												77	A	San Diego		3	4			
												96	A	San Francisco		1	2			
												96	A	San Francisco		20	2			
												96	A	San Francisco		4	5			
												97	A	UTRGV		1	2			
												97	A	UTRGV		6	4			
						LAST 10 GAMES														
						143	A	SFA		7	1	77	A	San Diego		20	0			
						143	A	SFA		7	8	77	A	San Diego		2	10			
						220	A	Hawaii		5	9	77	A	San Diego		3	4			
						290	H	Northern Colo.		8	5	66	H	Gonzaga		3	4			
						62	H	Washington		3	8	66	H	Gonzaga		3	19			

**Non-Div. I Games:**

Portland

Average RPI Win:		211	WON-LOST RECORD		WINNING PCT. RANK		LAST 10 GAMES		STRENGTH OF SCHEDULE		OPP. STRENGTH OF SCHEDULE		TEAM RPI		ADJ RPI		CONF. RPI		ADJ CONF. RPI								
DIV. I ONLY			23-15-0		.60526 71		6-4-0		194		242		132		.51235 131		24		24								
DIV. I NON-CONF.			14-11-0		.56 119		1-2-0		230		193		149		.49911 149		25		25								
TOTALS		RPI 1-25		RPI 26-50		W-L RECORDS		RPI 51-100		RPI 101-150		RPI 150+															
23-15-0		0-3-0		1-2-0		OVERALL		0-2-0		6-4-0		16-4-0															
12-1-0		0-0-0		0-0-0		HOME		0-0-0		1-0-0		11-1-0															
4-10-0		0-1-0		1-2-0		AWAY		0-1-0		3-4-0		0-2-0															
7-4-0		0-2-0		0-0-0		NEUTRAL		0-1-0		2-0-0		5-1-0															
14-11-0		0-3-0		1-2-0		NON-CONFERENCE		0-2-0		2-1-0		11-3-0															
6-0-0		0-0-0		0-0-0		HOME		0-0-0		0-0-0		6-0-0															
1-7-0		0-1-0		1-0-		AWAY		0-1-0		0-1-0		0-2-0															
7-4-0		0-2-0		0-0-0		NEUTRAL		0-1-0		2-0-0		5-1-0															
9-4-0		0-0-0		0-0-0		CONFERENCE		0-0-0		4-3-0		5-1-0															
6-1-0		0-0-0		0-0-0		HOME		0-0-0		1-0-0		5-1-0															
3-3-0		0-0-0		0-0-0		AWAY		0-0-0		3-3-0		0-0-0															
0-0-0		0-0-0		0-0-0		NEUTRAL		0-0-0		0-0-0		0-0-0															
RPI	S	Opponent		Score		RPI	S	Opponent		Score		RPI	S	Opponent		Score											
11	N	Stanford		1	2	50	A	Alabama		1	7	75	A	UCF		8	9	128	N	Notre Dame		2	0				
24	A	Indiana		3	14	50	A	Alabama		0	6	95	N	Kansas		1	6	128	N	Notre Dame		6	2				
24	N	Indiana		3	9	50	A	Alabama		8	5							129	A	Grand Canyon		2	12				
																		132	A	Central Mich.		10	0				
																		132	A	Central Mich.		4	5				
																		132	A	Central Mich.		0	5				
																		134	A	Miami (OH)		6	1				
																		134	A	Miami (OH)		5	7				
																		134	A	Miami (OH)		3	2				
																		150	H	Kent St.		9	8				
																		158	A	Dayton		4	5				
																		158	H	Dayton		11	6				
																		187	H	Purdue		6	0				
																		233	H	Western Mich.		8	5				
																		233	H	Western Mich.		20	15				
																		233	H	Western Mich.		10	3				
																		235	N	CSU Bakersfield		10	6				
																		235	N	CSU Bakersfield		6	7				
																		237	N	Saint Joseph's		7	5				
																		240	H	Valparaiso		14	8				
																		243	H	Butler		12	5				
						LAST 10 GAMES												263	A	Charleston So.		4	12				
						134 A Miami (OH)						6	1	134 A Miami (OH)						5	7	263	N	Charleston So.		3	1
						285 H Eastern Mich.						5	7	134 A Miami (OH)						3	2	268	N	Georgetown		6	4
						285 H Eastern Mich.						11	5	24 A Indiana						3	14	285	H	Eastern Mich.		11	5
						158 H Dayton						11	6	285 H Eastern Mich.						3	2	285	H	Eastern Mich.		3	2
						24 N Indiana						3	9	243 H Butler						12	5	285	H	Eastern Mich.		5	7

Non-Div. I Games: Manchester 12 4 Ind.-Kokomo 12 5

Ball St.

RPI	S	Opponent	Score	
297	N	Mt. St. Mary's	12	9
298	H	Purdue Fort Wayne	11	6
298	H	Purdue Fort Wayne	12	11

Ball St.

B  
a  
l  
l  
S  
t  
.

B  
a  
l  
l  
S  
t  
.

Average RPI Win: 214		WON-LOST RECORD	WINNING PCT. RANK	LAST 10 GAMES	STRENGTH OF SCHEDULE	OPP. STRENGTH OF SCHEDULE	TEAM RPI	ADJ RPI	CONF. RPI	ADJ CONF. RPI					
DIV. I ONLY		26-11-0	.7027	26	5-5-0	281	210	126	.51191	132	24	24			
DIV. I NON-CONF.		16-6-0	.72727	39	1-0-0	294	207	123	.5105	124	25	25			
<hr/>															
TOTALS		RPI 1-25		RPI 26-50		W-L RECORDS		RPI 51-100		RPI 101-150		RPI 150+			
26-11-0		0-0-0		1-2-0		OVERALL		0-0-0		6-5-0		19-4-0			
5-1-0		0-0-0		0-0-0		HOME		0-0-0		2-1-0		3-0-0			
13-8-0		0-0-0		1-2-0		AWAY		0-0-0		4-4-0		8-2-0			
8-2-0		0-0-0		0-0-0		NEUTRAL		0-0-0		0-0-0		8-2-0			
16-6-0		0-0-0		1-2-0		NON-CONFERENCE		0-0-0		3-2-0		12-2-0			
0-0-0		0-0-0		0-0-0		HOME		0-0-0		0-0-0		0-0-0			
8-4-0		0-0-0		1-0-		AWAY		0-0-0		3-2-0		4-0-0			
8-2-0		0-0-0		0-0-0		NEUTRAL		0-0-0		0-0-0		8-2-0			
10-5-0		0-0-0		0-0-0		CONFERENCE		0-0-0		3-3-0		7-2-0			
5-1-0		0-0-0		0-0-0		HOME		0-0-0		2-1-0		3-0-0			
5-4-0		0-0-0		0-0-0		AWAY		0-0-0		1-2-0		4-2-0			
0-0-0		0-0-0		0-0-0		NEUTRAL		0-0-0		0-0-0		0-0-0			
RPI	S	Opponent	Score		RPI	S	Opponent	Score		RPI	S	Opponent	Score		
			30	A	Illinois St.		2		7		124	A	Troy	2	3
			30	A	Illinois St.		4		5		124	A	Troy	6	7
			30	A	Illinois St.		11		2		124	A	Troy	5	2
											124	A	Troy	5	3
											128	A	Notre Dame	17	7
											131	H	Ball St.	0	10
											131	H	Ball St.	5	0
											131	H	Ball St.	5	4
											150	A	Kent St.	4	12
											150	A	Kent St.	7	4
											150	A	Kent St.	4	10
											181	A	Michigan St.	8	6
											198	A	Lamar University	4	2
											198	A	Lamar University	10	6
											209	A	Toledo	18	3
											209	A	Toledo	3	4
											209	A	Toledo	7	1
											216	N	Hofstra	24	7
											219	N	Pittsburgh	4	3
											236	A	Ohio	6	2
											236	A	Ohio	11	12
											236	A	Ohio	5	3
											243	N	Butler	1	5
											250	A	Oakland	24	10
											272	H	Northern Ill.	6	4
											272	H	Northern Ill.	14	10
											272	H	Northern Ill.	5	2
<hr/>															
Non-Div. I Games:		Grand Valley St.		6	2	Cornerstone		10	5	Davenport		19	26	Central Mich.	

RPI	S	Opponent	Score	
286	N	Villanova	9	1
286	N	Villanova	7	13
292	N	Prairie View	15	2
292	N	Prairie View	12	3
297	N	Mt. St. Mary's	13	1
299	N	Saint Peter's	14	4
299	N	Saint Peter's	21	2

Central Mich.

C  
e  
n  
t  
r  
a  
l  
M  
i  
c  
h  
.

C  
e  
n  
t  
r  
a  
l  
M  
i  
c  
h  
.

Average RPI Win: 209		WON-LOST	WINNING	LAST 10	STRENGTH OF		OPP. STRENGTH	TEAM	ADJ	CONF.	ADJ CONF.
Average RPI Loss: 128		RECORD	PCT. RANK	GAMES	SCHEDULE		OF SCHEDULE	RPI	RPI	RPI	RPI
DIV. I ONLY		19-15-0	.55882	111	6-4-0		203	219	133	.50938	133
DIV. I NON-CONF.		9-8-0	.52941	132	0-2-0		156	179	90	.53304	89
TOTALS		RPI 1-25	RPI 26-50		W-L RECORDS		RPI 51-100		RPI 101-150		RPI 150+
19-15-0		0-0-0	1-3-0		OVERALL		4-7-0		0-0-0		14-5-0
5-4-0		0-0-0	0-0-0		HOME		2-2-0		0-0-0		3-2-0
11-11-0		0-0-0	1-3-0		AWAY		2-5-0		0-0-0		8-3-0
3-0-0		0-0-0	0-0-0		NEUTRAL		0-0-0		0-0-0		3-0-0
9-8-0		0-0-0	1-3-0		NON-CONFERENCE		1-4-0		0-0-0		7-1-0
0-1-0		0-0-0	0-0-0		HOME		0-1-0		0-0-0		0-0-0
6-7-0		0-0-0	1-0-		AWAY		1-3-0		0-0-0		4-1-0
3-0-0		0-0-0	0-0-0		NEUTRAL		0-0-0		0-0-0		3-0-0
10-7-0		0-0-0	0-0-0		CONFERENCE		3-3-0		0-0-0		7-4-0
5-3-0		0-0-0	0-0-0		HOME		2-1-0		0-0-0		3-2-0
5-4-0		0-0-0	0-0-0		AWAY		1-2-0		0-0-0		4-2-0
0-0-0		0-0-0	0-0-0		NEUTRAL		0-0-0		0-0-0		0-0-0
RPI S	Opponent	Score	RPI S	Opponent	Score	RPI S	Opponent	Score	RPI S	Opponent	Score
			30 A	Illinois St.	6 3	69 A	Iowa	4 5	179 N	Marshall	5 3
			43 A	BYU	6 14	80 A	Wright St.	2 3	187 A	Purdue	6 1
			43 A	BYU	8 11	80 A	Wright St.	0 3	215 H	UIC	6 21
			43 A	BYU	3 5	80 A	Wright St.	11 10	215 H	UIC	4 10
						80 H	Wright St.	7 6	219 N	Pittsburgh	9 8
						80 H	Wright St.	12 14	250 A	Oakland	15 1
						80 H	Wright St.	10 6	250 A	Oakland	5 12
						92 A	Arizona	6 14	250 A	Oakland	1 3
						92 A	Arizona	11 12	267 A	Jackson St.	2 0
						92 A	Arizona	10 4	267 A	Jackson St.	5 7
						94 H	Northwestern	1 6	267 A	Jackson St.	3 1
									272 A	Northern Ill.	4 2
									277 A	Northern Ky.	6 2
									277 A	Northern Ky.	5 3
									277 A	Northern Ky.	15 12
									281 H	Youngstown St.	18 6
									281 H	Youngstown St.	22 2
									281 H	Youngstown St.	8 5
									286 N	Villanova	7 4
LAST 10 GAMES											
			281 H	Youngstown St.	8 5	267 A	Jackson St.	3 1			
			281 H	Youngstown St.	22 2	69 A	Iowa	4 5			
			250 A	Oakland	5 12	80 H	Wright St.	7 6			
			250 A	Oakland	15 1	80 H	Wright St.	10 6			
			43 A	BYU	6 14	80 H	Wright St.	12 14			
Non-Div. I Games:		Lakeland	16 2	St. Norbert	5 4	MSOE		12 5	Milwaukee		

Average RPI Win: 231		WON-LOST RECORD	WINNING PCT. RANK		LAST 10 GAMES	STRENGTH OF SCHEDULE	OPP. STRENGTH OF SCHEDULE	TEAM RPI	ADJ RPI		CONF. RPI	ADJ CONF. RPI								
Average RPI Loss: 137																				
DIV. I ONLY		30-10-0	.75	12	6-4-0	289	207	134	.50875	134	24	24								
DIV. I NON-CONF.		19-6-0	.76	25	2-2-0	291	183	131	.50845	131	25	25								
TOTALS		RPI 1-25		RPI 26-50		W-L RECORDS		RPI 51-100		RPI 101-150		RPI 150+								
30-10-0		0-1-0		0-0-0		OVERALL		1-1-0		4-4-0		25-4-0								
15-3-0		0-0-0		0-0-0		HOME		0-1-0		1-2-0		14-0-0								
12-5-0		0-1-0		0-0-0		AWAY		0-0-0		3-2-0		9-2-0								
3-2-0		0-0-0		0-0-0		NEUTRAL		1-0-0		0-0-0		2-2-0								
19-6-0		0-1-0		0-0-0		NON-CONFERENCE		1-1-0		1-1-0		17-3-0								
11-1-0		0-0-0		0-0-0		HOME		0-1-0		0-0-0		11-0-0								
5-3-0		0-1-0		0-0-		AWAY		0-0-0		1-1-0		4-1-0								
3-2-0		0-0-0		0-0-0		NEUTRAL		1-0-0		0-0-0		2-2-0								
11-4-0		0-0-0		0-0-0		CONFERENCE		0-0-0		3-3-0		8-1-0								
4-2-0		0-0-0		0-0-0		HOME		0-0-0		1-2-0		3-0-0								
7-2-0		0-0-0		0-0-0		AWAY		0-0-0		2-1-0		5-1-0								
0-0-0		0-0-0		0-0-0		NEUTRAL		0-0-0		0-0-0		0-0-0								
RPI	S	Opponent		Score		RPI	S	Opponent		Score		RPI	S	Opponent		Score				
3	A	Louisville		1	6							111	A	Cincinnati		12	8			
								59	H	Xavier		4	13			111	A	Cincinnati	5	15
								80	N	Wright St.		7	6			131	H	Ball St.	2	3
																131	H	Ball St.	1	6
																131	H	Ball St.	7	5
																150	A	Kent St.	5	1
																150	A	Kent St.	2	12
																150	A	Kent St.	3	2
																185	A	Eastern Ky.	8	4
																191	A	Murray St.	10	3
																191	A	Murray St.	14	4
																191	A	Murray St.	5	7
																192	N	Saint Louis	3	10
																192	N	Saint Louis	9	7
																192	N	Saint Louis	1	9
																192	N	Saint Louis	3	2
																209	A	Toledo	10	6
																209	A	Toledo	5	7
																209	A	Toledo	3	2
																250	H	Oakland	5	3
																250	H	Oakland	14	3
																250	H	Oakland	10	2
																274	A	Bowling Green	10	8
																274	A	Bowling Green	15	2
																274	A	Bowling Green	12	4
																277	A	Northern Ky.	16	1
																277	H	Northern Ky.	7	3
LAST 10 GAMES																				
				131	H	Ball St.	1	6	250	H	Oakland	10	2	274	A	Bowling Green	10	8		
				274	A	Bowling Green	10	8	192	N	Saint Louis	3	10	274	A	Bowling Green	15	2		
				274	A	Bowling Green	15	2	59	H	Xavier	4	13	274	A	Bowling Green	12	4		
				281	H	Youngstown St.	9	1	131	H	Ball St.	7	5	277	A	Northern Ky.	16	1		
				281	H	Youngstown St.	5	2	131	H	Ball St.	2	3	277	H	Northern Ky.	7	3		

Non-Div. I Games:

Miami (OH)



RPI	S	Opponent	Score	
279	H	St. Bonaventure	8	0
279	H	St. Bonaventure	7	6
279	H	St. Bonaventure	18	10
281	H	Youngstown St.	6	3
281	H	Youngstown St.	11	1
281	H	Youngstown St.	9	1
281	H	Youngstown St.	5	2
285	H	Eastern Mich.	7	6
285	H	Eastern Mich.	13	3
285	H	Eastern Mich.	7	6

Miami (OH)

Average RPI Win: 149		WON-LOST RECORD		WINNING PCT. RANK		LAST 10 GAMES		STRENGTH OF SCHEDULE		OPP. STRENGTH OF SCHEDULE		TEAM RPI		ADJ RPI		CONF. RPI		ADJ CONF. RPI	
Average RPI Loss: 85		19-22-0		.46341 178		6-4-0		93		74		135		.50554 135		11		11	
DIV. I ONLY		11-12-0		.47826 155		3-0-0		94		48		139		.50416 139		12		12	
DIV. I NON-CONF.																			
TOTALS		RPI 1-25		RPI 26-50		W-L RECORDS		RPI 51-100		RPI 101-150		RPI 150+							
19-22-0		0-3-0		1-7-0		OVERALL		3-3-0		4-5-0		11-4-0							
12-12-0		0-0-0		0-2-0		HOME		3-3-0		2-4-0		7-3-0							
7-10-0		0-3-0		1-5-0		AWAY		0-0-0		2-1-0		4-1-0							
0-0-0		0-0-0		0-0-0		NEUTRAL		0-0-0		0-0-0		0-0-0							
11-12-0		0-3-0		1-4-0		NON-CONFERENCE		1-2-0		1-2-0		8-1-0							
8-7-0		0-0-0		0-2-0		HOME		1-2-0		1-2-0		6-1-0							
3-5-0		0-3-0		1-0-		AWAY		0-0-0		0-0-0		2-0-0							
0-0-0		0-0-0		0-0-0		NEUTRAL		0-0-0		0-0-0		0-0-0							
8-10-0		0-0-0		0-3-0		CONFERENCE		2-1-0		3-3-0		3-3-0							
4-5-0		0-0-0		0-0-0		HOME		2-1-0		1-2-0		1-2-0							
4-5-0		0-0-0		0-3-0		AWAY		0-0-0		2-1-0		2-1-0							
0-0-0		0-0-0		0-0-0		NEUTRAL		0-0-0		0-0-0		0-0-0							
RPI	S	Opponent		Score		RPI	S	Opponent		Score		RPI	S	Opponent		Score			
16	A	Auburn		0	6	26	H	Missouri		11	12	53	H	Southern Miss.		6	5		
16	A	Auburn		3	8	31	A	Texas St.		1	14	53	H	Southern Miss.		12	2		
16	A	Auburn		0	5	31	H	Texas St.		3	8	53	H	Southern Miss.		6	14		
						34	A	Houston		2	4	79	H	Bradley		2	3		
						38	A	Louisiana Tech		2	4	79	H	Bradley		3	4		
						38	A	Louisiana Tech		3	6	79	H	Bradley		7	2		
						38	A	Louisiana Tech		7	8								
						42	A	Texas		10	7								
						LAST 10 GAMES													
						38	A	Louisiana Tech		2	4	166	A	UAB		3	7		
						38	A	Louisiana Tech		7	8	166	A	UAB		12	1		
						218	H	Dartmouth		12	3	155	A	A&M-Corpus Christi		16	4		
						206	H	Houston Baptist		11	8	123	H	Old Dominion		6	10		
						166	A	UAB		4	1	123	H	Old Dominion		13	14		

Non-Div. I Games:

UTSA

Average RPI Win:		174	WON-LOST RECORD		WINNING PCT. RANK		LAST 10 GAMES		STRENGTH OF SCHEDULE		OPP. STRENGTH OF SCHEDULE		TEAM RPI		ADJ RPI		CONF. RPI		ADJ CONF. RPI	
DIV. I ONLY			21-19-0		.525 130		5-5-0		180		131		136		.50548 136		8		8	
DIV. I NON-CONF.			13-9-0		.59091 104		1-1-0		219		181		138		.50463 138		10		10	
TOTALS		RPI 1-25		RPI 26-50		W-L RECORDS		RPI 51-100		RPI 101-150		RPI 150+								
21-19-0		0-0-0		0-2-0		OVERALL		5-10-0		6-5-0		10-2-0								
12-6-0		0-0-0		0-1-0		HOME		3-3-0		3-1-0		6-1-0								
9-13-0		0-0-0		0-1-0		AWAY		2-7-0		3-4-0		4-1-0								
0-0-0		0-0-0		0-0-0		NEUTRAL		0-0-0		0-0-0		0-0-0								
13-9-0		0-0-0		0-2-0		NON-CONFERENCE		0-0-0		6-5-0		7-2-0								
9-3-0		0-0-0		0-1-0		HOME		0-0-0		3-1-0		6-1-0								
4-6-0		0-0-0		0-0-		AWAY		0-0-0		3-4-0		1-1-0								
0-0-0		0-0-0		0-0-0		NEUTRAL		0-0-0		0-0-0		0-0-0								
8-10-0		0-0-0		0-0-0		CONFERENCE		5-10-0		0-0-0		3-0-0								
3-3-0		0-0-0		0-0-0		HOME		3-3-0		0-0-0		0-0-0								
5-7-0		0-0-0		0-0-0		AWAY		2-7-0		0-0-0		3-0-0								
0-0-0		0-0-0		0-0-0		NEUTRAL		0-0-0		0-0-0		0-0-0								
RPI	S	Opponent		Score		RPI	S	Opponent		Score		RPI	S	Opponent		Score				
				49	A	Fresno St.	3	11	57	H	Pepperdine	13	3	105	A	Sacramento St.	6	2		
				49	H	Fresno St.	2	17	57	H	Pepperdine	3	2	105	A	Sacramento St.	2	5		
									57	H	Pepperdine	3	7	105	H	Sacramento St.	6	3		
									66	A	Gonzaga	6	0	105	H	Sacramento St.	11	3		
									66	A	Gonzaga	7	9	113	H	Air Force	2	6		
									66	A	Gonzaga	0	3	113	H	Air Force	5	3		
									68	A	LMU (CA)	5	2	115	A	California Baptist	2	3		
									68	A	LMU (CA)	1	7	115	A	California Baptist	0	6		
									68	A	LMU (CA)	5	6	115	A	California Baptist	3	10		
									74	A	Saint Mary's (CA)	0	1	115	A	California Baptist	11	5		
									74	A	Saint Mary's (CA)	7	12	140	A	San Jose St.	8	1		
									74	A	Saint Mary's (CA)	3	5	228	A	UC Davis	0	7		
									96	H	San Francisco	4	9	228	A	UC Davis	11	9		
									96	H	San Francisco	13	6	228	H	UC Davis	13	8		
									96	H	San Francisco	3	6	257	H	Seattle U	9	6		
														257	H	Seattle U	6	5		
														257	H	Seattle U	1	8		
														273	H	Chicago St.	9	3		
														273	H	Chicago St.	4	1		
														273	H	Chicago St.	7	2		
														280	A	Santa Clara	13	3		
														280	A	Santa Clara	1	0		
														280	A	Santa Clara	9	8		
				LAST 10 GAMES																
				66	A	Gonzaga	7	9	96	H	San Francisco	4	9							
				66	A	Gonzaga	6	0	96	H	San Francisco	3	6							
				74	A	Saint Mary's (CA)	0	1	96	H	San Francisco	13	6							
				257	H	Seattle U	9	6	280	A	Santa Clara	1	0							
				49	A	Fresno St.	3	11	280	A	Santa Clara	13	3							

**Non-Div. I Games:**

Pacific

R  
i  
c  
e

Rice

Average RPI Win:	176	WON-LOST RECORD	WINNING PCT. RANK	LAST 10 GAMES	STRENGTH OF SCHEDULE	OPP. STRENGTH OF SCHEDULE	TEAM RPI	ADJ RPI	CONF. RPI	ADJ CONF. RPI		
DIV. I ONLY		23-18-0	.56098	106	7-3-0	186	163	138	.50416	138	7	7
DIV. I NON-CONF.		17-11-0	.60714	97	3-0-0	211	241	134	.50737	134	7	7
<hr/>												
TOTALS	RPI 1-25	RPI 26-50		W-L RECORDS		RPI 51-100		RPI 101-150		RPI 150+		
23-18-0	0-0-0	0-1-0		OVERALL		5-5-0		1-2-0		17-10-0		
11-7-0	0-0-0	0-0-0		HOME		3-4-0		0-1-0		8-2-0		
8-8-0	0-0-0	0-0-0		AWAY		2-1-0		1-0-0		5-7-0		
4-3-0	0-0-0	0-1-0		NEUTRAL		0-0-0		0-1-0		4-1-0		
17-11-0	0-0-0	0-1-0		NON-CONFERENCE		1-0-0		1-2-0		15-8-0		
9-3-0	0-0-0	0-0-0		HOME		1-0-0		0-1-0		8-2-0		
4-6-0	0-0-0	0-0-		AWAY		0-0-0		1-0-0		3-6-0		
4-2-0	0-0-0	0-1-0		NEUTRAL		0-0-0		0-1-0		4-0-0		
6-7-0	0-0-0	0-0-0		CONFERENCE		4-5-0		0-0-0		2-2-0		
2-4-0	0-0-0	0-0-0		HOME		2-4-0		0-0-0		0-0-0		
4-2-0	0-0-0	0-0-0		AWAY		2-1-0		0-0-0		2-1-0		
0-1-0	0-0-0	0-0-0		NEUTRAL		0-0-0		0-0-0		0-1-0		
RPI	S	Opponent	Score	RPI	S	Opponent	Score	RPI	S	Opponent	Score	
				43	N	BYU	1 5	59	H	Xavier	8 5	
								60	H	Michigan	10 4	
								60	H	Michigan	2 6	
								60	H	Michigan	10 5	
								83	A	Maryland	8 14	
								83	A	Maryland	5 1	
								83	A	Maryland	10 9	
								94	H	Northwestern	2 7	
								94	H	Northwestern	5 13	
								94	H	Northwestern	4 10	
						</						

Non-Div. I Games:

Ohio St.

RPI	S	Opponent	Score	
264	A	Bethune-Cookman	3	4
264	A	Bethune-Cookman	3	8
277	H	Northern Ky.	10	8

Ohio St.

O  
h  
i  
o  
s  
t  
.

O  
h  
i  
o  
s  
t  
.



RPI	S	Opponent	Score	
264	H	Bethune-Cookman	9	2
269	H	Florida A&M	8	6
269	H	Florida A&M	2	3

FIU

F  
I  
U

F  
I  
U



Average RPI Win:		156	WON-LOST RECORD		WINNING PCT. RANK	LAST 10 GAMES		STRENGTH OF SCHEDULE		OPP. STRENGTH OF SCHEDULE	TEAM RPI	ADJ RPI	CONF. RPI	ADJ CONF. RPI			
Average RPI Loss:		95	18-23-0		.43902	196	2-8-0		107	114	140	.50304	140	10	10		
DIV. I ONLY			6-14-0		.3	240	0-3-0		188	147	229	.45517	228	9	9		
DIV. I NON-CONF.																	
TOTALS		RPI 1-25		RPI 26-50		W-L RECORDS		RPI 51-100		RPI 101-150		RPI 150+					
18-23-0		0-1-0		2-5-0		OVERALL		1-8-0		6-6-0		9-3-0					
11-7-0		0-0-0		0-3-0		HOME		1-0-0		5-3-0		5-1-0					
7-16-0		0-1-0		2-2-0		AWAY		0-8-0		1-3-0		4-2-0					
0-0-0		0-0-0		0-0-0		NEUTRAL		0-0-0		0-0-0		0-0-0					
6-14-0		0-1-0		0-1-0		NON-CONFERENCE		1-8-0		0-3-0		5-1-0					
3-3-0		0-0-0		0-0-0		HOME		1-0-0		0-2-0		2-1-0					
3-11-0		0-1-0		0-0-		AWAY		0-8-0		0-1-0		3-0-0					
0-0-0		0-0-0		0-0-0		NEUTRAL		0-0-0		0-0-0		0-0-0					
12-9-0		0-0-0		2-4-0		CONFERENCE		0-0-0		6-3-0		4-2-0					
8-4-0		0-0-0		0-3-0		HOME		0-0-0		5-1-0		3-0-0					
4-5-0		0-0-0		2-1-0		AWAY		0-0-0		1-2-0		1-2-0					
0-0-0		0-0-0		0-0-0		NEUTRAL		0-0-0		0-0-0		0-0-0					
RPI	S	Opponent		Score		RPI	S	Opponent		Score		RPI	S	Opponent		Score	
11	A	Stanford		7	15	47	A	California		0	13	60	A	Michigan		0	3
						49	A	Fresno St.		2	1	60	A	Michigan		0	1
						49	A	Fresno St.		1	3	74	A	Saint Mary's (CA)		1	14
						49	A	Fresno St.		7	5	74	H	Saint Mary's (CA)		7	3
						49	H	Fresno St.		6	8	94	A	Northwestern		5	6
						49	H	Fresno St.		5	7	94	A	Northwestern		0	1
						49	H	Fresno St.		1	6	94	A	Northwestern		0	6
												96	A	San Francisco		6	12
												96	A	San Francisco		3	6
							</										

Non-Div. I Games:

San Jose St.

Average RPI Win: 176		WON-LOST	WINNING	LAST 10	STRENGTH OF		OPP. STRENGTH	TEAM	ADJ	CONF.	ADJ CONF.
Average RPI Loss: 157		RECORD	PCT. RANK	GAMES	SCHEDULE		OF SCHEDULE	RPI	RPI	RPI	RPI
DIV. I ONLY		17-19-0	.47222	172	3-7-0		147	185	141	.50288	141
DIV. I NON-CONF.		9-9-0	.5	144	1-2-0		65	133	78	.53843	78
TOTALS		RPI 1-25	RPI 26-50		W-L RECORDS		RPI 51-100		RPI 101-150		RPI 150+
17-19-0		0-2-0	0-0-0		OVERALL		2-2-0		2-3-0		13-12-0
6-6-0		0-0-0	0-0-0		HOME		1-2-0		0-1-0		5-3-0
11-13-0		0-2-0	0-0-0		AWAY		1-0-0		2-2-0		8-9-0
0-0-0		0-0-0	0-0-0		NEUTRAL		0-0-0		0-0-0		0-0-0
9-9-0		0-2-0	0-0-0		NON-CONFERENCE		1-0-0		1-1-0		7-6-0
4-2-0		0-0-0	0-0-0		HOME		0-0-0		0-1-0		4-1-0
5-7-0		0-2-0	0-0-		AWAY		1-0-0		1-0-0		3-5-0
0-0-0		0-0-0	0-0-0		NEUTRAL		0-0-0		0-0-0		0-0-0
8-10-0		0-0-0	0-0-0		CONFERENCE		1-2-0		1-2-0		6-6-0
2-4-0		0-0-0	0-0-0		HOME		1-2-0		0-0-0		1-2-0
6-6-0		0-0-0	0-0-0		AWAY		0-0-0		1-2-0		5-4-0
0-0-0		0-0-0	0-0-0		NEUTRAL		0-0-0		0-0-0		0-0-0
RPI S	Opponent	Score		RPI S	Opponent	Score		RPI S	Opponent	Score	
6 A	Tennessee	0	5					54 A	South Carolina	10	2
18 A	North Carolina	8	18					70 H	Campbell	5	10
								70 H	Campbell	3	11
								70 H	Campbell	9	8
								142 A	Presbyterian	6	11
								142 A	Presbyterian	5	4
								142 A	Presbyterian	5	6
								145 A	Western Caro.	5	4
								145 H	Western Caro.	3	4
								156 A	Winthrop	1	7
								156 A	Winthrop	0	2
								156 A	Winthrop	8	1
								159 A	Wofford	5	14
								159 A	Wofford	2	6
								159 A	Wofford	5	7
								161 A	Furman	5	3
								161 A	Furman	2	7
								161 H	Furman	3	18
								162 H	Navy	3	2
								162 H	Navy	1	0
								162 H	Davidson	10	1
								162 H	Navy	5	3
								174 A	Appalachian St.	12	3
								174 A	Appalachian St.	3	24
								203 A	Charlotte	11	4
								231 A	USC Upstate	19	11
								231 A	USC Upstate	9	7
								231 A	USC Upstate	7	6
								263 A	Charleston So.	6	8
								263 A	Charleston So.	8	3
								263 A	Charleston So.	3	10
LAST 10 GAMES				174 A	Appalachian St.	3	24	156 A	Winthrop	1	7
				174 A	Appalachian St.	12	3	156 A	Winthrop	8	1
				161 A	Furman	5	3	156 A	Winthrop	0	2
				161 A	Furman	2	7	203 A	Charlotte	11	4
				6 A	Tennessee	0	5	263 A	Charleston So.	3	10

Non-Div. I Games: Limestone 11 9

Gardner-Webb

RPI	S	Opponent	Score	
288	H	Longwood	9	5
288	H	Longwood	2	3
288	H	Longwood	7	9

Gardner-Webb

G  
a  
r  
d  
n  
e  
r  
-  
W  
e  
b  
b

G  
a  
r  
d  
n  
e  
r  
-  
W  
e  
b  
b

[illegible]

**Non-Div. I Games:**

Presbyterian

RPI	S	Opponent	Score	
231	A	USC Upstate	5	4
231	A	USC Upstate	8	0
251	A	N.C. Central	9	3
251	H	N.C. Central	6	5

Presbyterian

P  
r  
e  
s  
b  
y  
t  
e  
r  
i  
a  
n

P  
r  
e  
s  
b  
y  
t  
e  
r  
i  
a  
n

Average RPI Win: 160		WON-LOST	WINNING	LAST 10	STRENGTH OF	OPP. STRENGTH	TEAM	ADJ	CONF.	ADJ CONF.							
Average RPI Loss: 96		RECORD	PCT. RANK	GAMES	SCHEDULE	OF SCHEDULE	RPI	RPI	RPI	RPI							
DIV. I ONLY		18-23-0	.43902	196	4-6-0	84	118	143	.50211	143	12	12					
DIV. I NON-CONF.		7-16-0	.30435	236	1-3-0	31	145	178	.48336	177	13	13					
<hr/>																	
TOTALS		RPI 1-25		RPI 26-50		W-L RECORDS		RPI 51-100		RPI 101-150		RPI 150+					
18-23-0		0-4-0		0-2-0		OVERALL		5-9-0		3-4-0		10-4-0					
9-12-0		0-0-0		0-1-0		HOME		3-6-0		2-2-0		4-3-0					
8-10-0		0-4-0		0-1-0		AWAY		1-2-0		1-2-0		6-1-0					
1-1-0		0-0-0		0-0-0		NEUTRAL		1-1-0		0-0-0		0-0-0					
7-16-0		0-4-0		0-2-0		NON-CONFERENCE		3-5-0		2-2-0		2-3-0					
4-8-0		0-0-0		0-1-0		HOME		1-2-0		2-2-0		1-3-0					
2-7-0		0-4-0		0-0-		AWAY		1-2-0		0-0-0		1-0-0					
1-1-0		0-0-0		0-0-0		NEUTRAL		1-1-0		0-0-0		0-0-0					
11-7-0		0-0-0		0-0-0		CONFERENCE		2-4-0		1-2-0		8-1-0					
5-4-0		0-0-0		0-0-0		HOME		2-4-0		0-0-0		3-0-0					
6-3-0		0-0-0		0-0-0		AWAY		0-0-0		1-2-0		5-1-0					
0-0-0		0-0-0		0-0-0		NEUTRAL		0-0-0		0-0-0		0-0-0					
RPI	S	Opponent		Score		RPI	S	Opponent		Score		RPI	S	Opponent		Score	
9	A	UC Santa Barbara		2	3	33	A	Baylor		0	10	55	A	UT Arlington		11	9
9	A	UC Santa Barbara		0	7	34	H	Houston		1	16	55	A	UT Arlington		8	9
9	A	UC Santa Barbara		12	14							76	A	TCU		3	19
13	A	Texas A&M		3	5							78	H	Sam Houston St.		2	4
												78	H	Sam Houston St.		3	6
												78	H	Sam Houston St.		12	7
												84	H	Southeastern La.		1	5
												84	H	Southeastern La.		4	2
												84	H	Southeastern La.		3	11
												87	N	Wichita St.		3	2
												87	N	Wichita St.		2	18
												98	H	Arkansas St.		2	11
												98	H	Arkansas St.		6	7
												98	H	Arkansas St.		4	2

Non-Div. I Games:

SFA

M  
a  
s  
s  
a  
c  
h  
u  
s  
e  
t  
t  
s

Massachusetts

[illegible]

**Non-Div. I Games:**

Western Caro.



A  
u  
s  
t  
i  
n  
P  
e  
a  
y

Austin Peay

RPI	S	Opponent	Score	
271	A	Southeast Mo. St.	4	7
271	A	Southeast Mo. St.	4	2
272	H	Northern Ill.	15	3
272	H	Northern Ill.	8	3

Austin Peay

A  
u  
s  
t  
i  
n  
P  
e  
a  
y

A  
u  
s  
t  
i  
n  
P  
e  
a  
y

Average RPI Win: 163		WON-LOST	WINNING	LAST 10	STRENGTH OF		OPP. STRENGTH	TEAM	ADJ	CONF.	ADJ CONF.
Average RPI Loss: 79		RECORD	PCT. RANK	GAMES	SCHEDULE		OF SCHEDULE	RPI	RPI	RPI	RPI
DIV. I ONLY		17-23-0	.425	209	5-5-0		81	90	147	.50093	147
DIV. I NON-CONF.		11-12-0	.47826	155	2-1-0		38	139	102	.52521	102
TOTALS		RPI 1-25	RPI 26-50		W-L RECORDS		RPI 51-100		RPI 101-150		RPI 150+
17-23-0		0-3-0	1-4-0		OVERALL		3-8-0		3-5-0		10-3-0
9-10-0		0-0-0	0-1-0		HOME		3-4-0		2-4-0		4-1-0
5-11-0		0-2-0	1-3-0		AWAY		0-4-0		0-0-0		4-2-0
3-2-0		0-1-0	0-0-0		NEUTRAL		0-0-0		1-1-0		2-0-0
11-12-0		0-3-0	1-1-0		NON-CONFERENCE		1-4-0		2-3-0		7-1-0
6-4-0		0-0-0	0-1-0		HOME		1-0-0		1-2-0		4-1-0
2-6-0		0-2-0	1-0-		AWAY		0-4-0		0-0-0		1-0-0
3-2-0		0-1-0	0-0-0		NEUTRAL		0-0-0		1-1-0		2-0-0
6-11-0		0-0-0	0-3-0		CONFERENCE		2-4-0		1-2-0		3-2-0
3-6-0		0-0-0	0-0-0		HOME		2-4-0		1-2-0		0-0-0
3-5-0		0-0-0	0-3-0		AWAY		0-0-0		0-0-0		3-2-0
0-0-0		0-0-0	0-0-0		NEUTRAL		0-0-0		0-0-0		0-0-0
RPI S	Opponent	Score	RPI S	Opponent	Score	RPI S	Opponent	Score	RPI S	Opponent	Score
6 N	Tennessee	2 7	31 A	Texas St.	1 5	51 H	Coastal Caro.	7 15	103 H	Little Rock	3 7
12 A	Mississippi St.	8 21	31 A	Texas St.	5 6	51 H	Coastal Caro.	2 14	103 H	Little Rock	5 2
20 A	LSU	7 12	31 A	Texas St.	1 13	51 H	Coastal Caro.	3 13	103 H	Little Rock	2 4
			38 A	Louisiana Tech	9 4	53 A	Southern Miss.	4 5	106 N	North Florida	7 4
			38 H	Louisiana Tech	0 5	58 H	Ga. Southern	4 2	108 H	McNeese	12 13
						58 H	Ga. Southern	8 5	108 H	McNeese	10 5
						58 H	Ga. Southern	8 9	108 H	McNeese	2 10
						84 A	Southeastern La.	1 7	113 N	Air Force	0 1
						84 A	Southeastern La.	3 10	174 A	Appalachian St.	2 3
						99 A	Northwestern St.	0 15	174 A	Appalachian St.	8 10
						99 H	Northwestern St.	8 4	175 N	Army West Point	10 3
									186 N	Western Ky.	4 3
									212 A	Southern U.	5 4
									212 H	Southern U.	10 6
									227 H	SIUE	4 1
									227 H	SIUE	12 3
									227 H	SIUE	4 12
									232 A	Georgia St.	9 3
									232 A	Georgia St.	16 8
									232 A	Georgia St.	10 3
									267 H	Jackson St.	10 1
LAST 10 GAMES											
227 H	SIUE	4 12	38 H	Louisiana Tech	0 5						
212 A	Southern U.	5 4	174 A	Appalachian St.	8 10						
103 H	Little Rock	2 4	174 A	Appalachian St.	2 3						
103 H	Little Rock	5 2	99 H	Northwestern St.	8 4						
103 H	Little Rock	3 7	232 A	Georgia St.	9 3						

Non-Div. I Games:

La.-Monroe

Average RPI Win:	206	WON-LOST RECORD	WINNING PCT. RANK	LAST 10 GAMES	STRENGTH OF SCHEDULE	OPP. STRENGTH OF SCHEDULE	TEAM RPI	ADJ RPI	CONF. RPI	ADJ CONF. RPI				
Average RPI Loss:	98													
DIV. I ONLY		23-18-0	.56098	106	5-5-0	173	147	148	.50061	148	17	17		
DIV. I NON-CONF.		19-10-0	.65517	66	3-2-0	201	185	121	.51564	121	16	15		
<hr/>														
TOTALS	RPI 1-25	RPI 26-50		W-L RECORDS		RPI 51-100		RPI 101-150		RPI 150+				
23-18-0	0-3-0	0-0-0		OVERALL		3-9-0		2-1-0		18-5-0				
17-9-0	0-0-0	0-0-0		HOME		0-4-0		0-0-0		17-5-0				
6-9-0	0-3-0	0-0-0		AWAY		3-5-0		2-1-0		1-0-0				
0-0-0	0-0-0	0-0-0		NEUTRAL		0-0-0		0-0-0		0-0-0				
19-10-0	0-3-0	0-0-0		NON-CONFERENCE		3-3-0		0-0-0		16-4-0				
15-5-0	0-0-0	0-0-0		HOME		0-1-0		0-0-0		15-4-0				
4-5-0	0-3-0	0-0-		AWAY		3-2-0		0-0-0		1-0-0				
0-0-0	0-0-0	0-0-0		NEUTRAL		0-0-0		0-0-0		0-0-0				
4-8-0	0-0-0	0-0-0		CONFERENCE		0-6-0		2-1-0		2-1-0				
2-4-0	0-0-0	0-0-0		HOME		0-3-0		0-0-0		2-1-0				
2-4-0	0-0-0	0-0-0		AWAY		0-3-0		2-1-0		0-0-0				
0-0-0	0-0-0	0-0-0		NEUTRAL		0-0-0		0-0-0		0-0-0				
RPI	S	Opponent	Score		RPI	S	Opponent	Score		RPI	S	Opponent	Score	
3	A	Louisville	0	5						72	H	Col. of Charleston	5	6
3	A	Louisville	1	11						72	H	Col. of Charleston	1	5
3	A	Louisville	0	1						72	H	Col. of Charleston	8	10
										83	A	Maryland	14	1
										86	A	Virginia	1	2
										86	H	Virginia	3	9
										89	A	Elon	1	3
										89	A	Elon	4	5
										89	A	Elon	3	8
										90	A	Cal St. Fullerton	2	0
										90	A	Cal St. Fullerton	1	0
										90	A	Cal St. Fullerton	3	12
										116	A	William & Mary	5	3
										116	A	William & Mary	1	7
										116	A	William & Mary	3	1
										152	H	Richmond	1	3
										153	H	High Point	11	0
										153	H	High Point	6	8
										153	H	High Point	2	0
										165	H	Fairfield	4	2
										165	H	Fairfield	2	9
										195	H	Lafayette	14	4
										195	H	Lafayette	6	9
										195	H	Lafayette	5	3
										234	H	Delaware	3	5
										234	H	Delaware	7	4
										234	H	Delaware	11	2
										247	H	Lehigh	7	6
										247	H	Lehigh	10	1
										260	A	VMI	9	8
										260	H	VMI	5	4
										265	H	George Mason	10	7
										266	H	Norfolk St.	6	5
										266	H	Norfolk St.	12	2
										266	H	Norfolk St.	16	5
										279	H	St. Bonaventure	7	4
										279	H	St. Bonaventure	5	1
										288	H	Longwood	3	1
LAST 10 GAMES														
3	A	Louisville	1	11	266	H	Norfolk St.	16	5					
3	A	Louisville	0	1	86	A	Virginia	1	2					
195	H	Lafayette	6	9	279	H	St. Bonaventure	7	4					
195	H	Lafayette	14	4	279	H	St. Bonaventure	5	1					
266	H	Norfolk St.	12	2	83	A	Maryland	14	1					

Non-Div. I Games:

James Madison

Average RPI Win: 138		WON-LOST	WINNING	LAST 10	STRENGTH OF		OPP. STRENGTH	TEAM	ADJ	CONF.	ADJ CONF.
Average RPI Loss: 115		RECORD	PCT. RANK	GAMES	SCHEDULE		OF SCHEDULE	RPI	RPI	RPI	RPI
DIV. I ONLY		21-20-0	.5122	140	7-3-0		130	116	149	.5003	149
DIV. I NON-CONF.		10-13-0	.43478	180	3-3-0		176	142	197	.47427	197
TOTALS		RPI 1-25	RPI 26-50		W-L RECORDS		RPI 51-100		RPI 101-150		RPI 150+
21-20-0		1-0-0	2-3-0		OVERALL		6-5-0		4-6-0		8-6-0
15-11-0		0-0-0	2-3-0		HOME		4-3-0		4-3-0		5-2-0
6-9-0		1-0-0	0-0-0		AWAY		2-2-0		0-3-0		3-4-0
0-0-0		0-0-0	0-0-0		NEUTRAL		0-0-0		0-0-0		0-0-0
10-13-0		1-0-0	2-3-0		NON-CONFERENCE		1-4-0		0-4-0		6-2-0
6-8-0		0-0-0	2-3-0		HOME		1-3-0		0-1-0		3-1-0
4-5-0		1-0-0	0-0-		AWAY		0-1-0		0-3-0		3-1-0
0-0-0		0-0-0	0-0-0		NEUTRAL		0-0-0		0-0-0		0-0-0
11-7-0		0-0-0	0-0-0		CONFERENCE		5-1-0		4-2-0		2-4-0
9-3-0		0-0-0	0-0-0		HOME		3-0-0		4-2-0		2-1-0
2-4-0		0-0-0	0-0-0		AWAY		2-1-0		0-0-0		0-3-0
0-0-0		0-0-0	0-0-0		NEUTRAL		0-0-0		0-0-0		0-0-0
RPI S	Opponent	Score		RPI S	Opponent	Score		RPI S	Opponent	Score	
21 A	Oklahoma St.	8	4	26 H	Missouri	0	4	78 H	Sam Houston St.	6	1
				30 H	Illinois St.	3	6	78 H	Sam Houston St.	4	1
				30 H	Illinois St.	4	1	78 H	Sam Houston St.	6	2
				30 H	Illinois St.	0	8	79 H	Bradley	13	9
				30 H	Illinois St.	6	4	79 H	Bradley	2	5
								79 H	Bradley	3	4
								84 A	Southeastern La.	2	3
								84 A	Southeastern La.	3	1
								84 A	Southeastern La.	3	2
								98 A	Arkansas St.	4	6
								98 H	Arkansas St.	6	9
								103 A	Little Rock	2	4
								103 H	Little Rock	1	5
								108 H	McNeese	4	2
								108 H	McNeese	1	2
								108 H	McNeese	5	1
								119 A	Missouri St.	7	9
								119 A	Missouri St.	3	15
								143 H	SFA	9	3
								143 H	SFA	7	0
								143 H	SFA	1	3
								155 A	A&M-Corpus Christi	6	7
								155 A	A&M-Corpus Christi	8	9
								155 A	A&M-Corpus Christi	4	5
								168 H	Nicholls St.	4	3
								168 H	Nicholls St.	1	2
								168 H	Nicholls St.	5	0
								193 H	South Dakota St.	5	7
								193 H	South Dakota St.	8	3
								204 H	Oral Roberts	9	3
								256 A	Tennessee Tech	2	3
								256 A	Tennessee Tech	9	7
								256 A	Tennessee Tech	11	5
								293 A	Ark.-Pine Bluff	13	3
								293 H	Ark.-Pine Bluff	8	1
LAST 10 GAMES				256 A	Tennessee Tech	9	7	30 H	Illinois St.	4	1
				108 H	McNeese	1	2	30 H	Illinois St.	0	8
				155 A	A&M-Corpus Christi	6	7	293 A	Ark.-Pine Bluff	13	3
				155 A	A&M-Corpus Christi	8	9	78 H	Sam Houston St.	6	2
				84 A	Southeastern La.	2	3	78 H	Sam Houston St.	4	1

Non-Div. I Games:

Central Ark.

Average RPI Win:		191	WON-LOST RECORD		WINNING PCT. RANK		LAST 10 GAMES		STRENGTH OF SCHEDULE		OPP. STRENGTH OF SCHEDULE		TEAM RPI		ADJ RPI		CONF. RPI		ADJ CONF. RPI		
DIV. I ONLY			18-19-0		.48649 163		7-3-0		148		196		150		.49994 150		24		24		
DIV. I NON-CONF.			11-13-0		.45833 169		2-1-0		208		71		143		.50226 143		25		25		
TOTALS		RPI 1-25		RPI 26-50		W-L RECORDS		RPI 51-100		RPI 101-150		RPI 150+									
18-19-0		1-4-0		0-3-0		OVERALL		2-1-0		3-4-0		12-7-0									
10-4-0		0-0-0		0-0-0		HOME		2-0-0		3-3-0		5-1-0									
7-14-0		1-3-0		0-3-0		AWAY		0-1-0		0-1-0		6-6-0									
1-1-0		0-1-0		0-0-0		NEUTRAL		0-0-0		0-0-0		1-0-0									
11-13-0		1-4-0		0-3-0		NON-CONFERENCE		2-1-0		0-0-0		8-5-0									
5-0-0		0-0-0		0-0-0		HOME		2-0-0		0-0-0		3-0-0									
5-12-0		1-3-0		0-0-		AWAY		0-1-0		0-0-0		4-5-0									
1-1-0		0-1-0		0-0-0		NEUTRAL		0-0-0		0-0-0		1-0-0									
7-6-0		0-0-0		0-0-0		CONFERENCE		0-0-0		3-4-0		4-2-0									
5-4-0		0-0-0		0-0-0		HOME		0-0-0		3-3-0		2-1-0									
2-2-0		0-0-0		0-0-0		AWAY		0-0-0		0-1-0		2-1-0									
0-0-0		0-0-0		0-0-0		NEUTRAL		0-0-0		0-0-0		0-0-0									
RPI	S	Opponent		Score		RPI	S	Opponent		Score		RPI	S	Opponent		Score					
19	A	West Virginia		4	8	29	A	DBU		0	3	51	A	Coastal Caro.		2	8				
19	A	West Virginia		7	9	29	A	DBU		1	8	94	H	Northwestern		11	5				
19	A	West Virginia		2	6	29	A	DBU		4	8	94	H	Northwestern		12	1				
24	A	Indiana		9	8																
25	N	NC State		2	3																
						LAST 10 GAMES															
						132 H Central Mich.						12	4	94 H Northwestern						12	1
						132 H Central Mich.						4	7	173 H Canisius						10	1
						94 H Northwestern						11	5	272 A Northern Ill.						10	3
						203 A Charlotte						2	7	272 A Northern Ill.						11	10
						203 A Charlotte						0	1	272 A Northern Ill.						11	17
														276 A The Citadel						11	2
														281 A Youngstown St.						3	4
														281 H Youngstown St.						10	5

Non-Div. I Games:	Malone	14	6
-------------------	--------	----	---

Kent St.

Average RPI Win:	175	WON-LOST RECORD	WINNING PCT. RANK	LAST 10 GAMES	STRENGTH OF SCHEDULE	OPP. STRENGTH OF SCHEDULE	TEAM RPI	ADJ RPI	CONF. RPI	ADJ CONF. RPI	
Average RPI Loss:	80										
DIV. I ONLY	19-18-0	.51351	136	7-3-0	172	102	151	.49964	151	13	13
DIV. I NON-CONF.	9-16-0	.36	215	0-2-0	73	108	181	.48179	181	11	11
<hr/>											
TOTALS	RPI 1-25	RPI 26-50		W-L RECORDS	RPI 51-100		RPI 101-150		RPI 150+		
19-18-0	0-0-0	1-9-0		OVERALL	3-7-0		0-0-0		15-2-0		
11-9-0	0-0-0	0-4-0		HOME	3-4-0		0-0-0		8-1-0		
8-9-0	0-0-0	1-5-0		AWAY	0-3-0		0-0-0		7-1-0		
0-0-0	0-0-0	0-0-0		NEUTRAL	0-0-0		0-0-0		0-0-0		
<hr/>											
9-16-0	0-0-0	1-9-0		NON-CONFERENCE	2-5-0		0-0-0		6-2-0		
7-7-0	0-0-0	0-4-0		HOME	2-2-0		0-0-0		5-1-0		
2-9-0	0-0-0	1-0-		AWAY	0-3-0		0-0-0		1-1-0		
0-0-0	0-0-0	0-0-0		NEUTRAL	0-0-0		0-0-0		0-0-0		
<hr/>											
10-2-0	0-0-0	0-0-0		CONFERENCE	1-2-0		0-0-0		9-0-0		
4-2-0	0-0-0	0-0-0		HOME	1-2-0		0-0-0		3-0-0		
6-0-0	0-0-0	0-0-0		AWAY	0-0-0		0-0-0		6-0-0		
0-0-0	0-0-0	0-0-0		NEUTRAL	0-0-0		0-0-0		0-0-0		
<hr/>											
RPI S	Opponent	Score	RPI S	Opponent	Score	RPI S	Opponent	Score	RPI S	Opponent	Score
			33 A	Baylor	3 1	62 A	Washington	0 5	177 H	Columbia	13 6
			33 A	Baylor	0 3	62 A	Washington	7 11	177 H	Columbia	3 2
			33 A	Baylor	3 14	62 A	Washington	3 9	177 H	Columbia	2 1
			39 A	Oklahoma	2 5	74 H	Saint Mary's (CA)	2 8	177 H	Columbia	5 4
			39 A	Oklahoma	1 4	74 H	Saint Mary's (CA)	1 7	182 H	CSUN	4 2
			39 A	Oklahoma	3 9	74 H	Saint Mary's (CA)	8 3	182 H	CSUN	2 1
			47 H	California	3 5	74 H	Saint Mary's (CA)	6 2	182 H	CSUN	3 1
			47 H	California	2 10	90 H	Cal St. Fullerton	5 3	217 A	Long Beach St.	7 1
			47 H	California	4 5	90 H	Cal St. Fullerton	6 16	217 A	Long Beach St.	5 4
			49 H	Fresno St.	6 16	90 H	Cal St. Fullerton	2 16	217 A	Long Beach St.	4 2
									228 A	UC Davis	8 5
									228 A	UC Davis	6 5
									228 A	UC Davis	5 1
									235 A	CSU Bakersfield	7 1
									235 H	CSU Bakersfield	2 0
									280 A	Santa Clara	0 5
									280 H	Santa Clara	6 7
<hr/>											
LAST 10 GAMES											
			74 H	Saint Mary's (CA)	1 7	217 A	Long Beach St.	4 2			
			177 H	Columbia	13 6	228 A	UC Davis	6 5			
			280 A	Santa Clara	0 5	228 A	UC Davis	8 5			
			217 A	Long Beach St.	5 4	228 A	UC Davis	5 1			
			217 A	Long Beach St.	7 1	49 H	Fresno St.	6 16			

Non-Div. I Games:

Cal Poly

[illegible]

**Non-Div. I Games:**

Richmond



Richmond

H  
i  
g  
h  
P  
o  
i  
n  
t

High Point

RPI	S	Opponent	Score	
288	H	Longwood	12	2

High Point

H  
i  
g  
h  
P  
o  
i  
n  
t

H  
i  
g  
h  
P  
o  
i  
n  
t

Average RPI Win:		224	WON-LOST RECORD		WINNING PCT. RANK		LAST 10 GAMES		STRENGTH OF SCHEDULE		OPP. STRENGTH OF SCHEDULE		TEAM RPI		ADJ RPI		CONF. RPI		ADJ CONF. RPI	
DIV. I ONLY			28-10-0		.73684 19		8-2-0		282		200		154		.49829 154		22		22	
DIV. I NON-CONF.			17-6-0		.73913 33		1-1-0		253		151		114		.51943 114		23		24	
TOTALS		RPI 1-25		RPI 26-50		W-L RECORDS		RPI 51-100		RPI 101-150		RPI 150+								
28-10-0		0-2-0		0-1-0		OVERALL		1-1-0		2-1-0		25-5-0								
22-4-0		0-0-0		0-0-0		HOME		0-0-0		2-1-0		20-3-0								
5-5-0		0-1-0		0-1-0		AWAY		0-1-0		0-0-0		5-2-0								
1-1-0		0-1-0		0-0-0		NEUTRAL		1-0-0		0-0-0		0-0-0								
17-6-0		0-2-0		0-1-0		NON-CONFERENCE		1-1-0		0-0-0		16-2-0								
15-2-0		0-0-0		0-0-0		HOME		0-0-0		0-0-0		15-2-0								
1-3-0		0-1-0		0-0-		AWAY		0-1-0		0-0-0		1-0-0								
1-1-0		0-1-0		0-0-0		NEUTRAL		1-0-0		0-0-0		0-0-0								
11-4-0		0-0-0		0-0-0		CONFERENCE		0-0-0		2-1-0		9-3-0								
7-2-0		0-0-0		0-0-0		HOME		0-0-0		2-1-0		5-1-0								
4-2-0		0-0-0		0-0-0		AWAY		0-0-0		0-0-0		4-2-0								
0-0-0		0-0-0		0-0-0		NEUTRAL		0-0-0		0-0-0		0-0-0								
RPI	S	Opponent		Score		RPI	S	Opponent		Score		RPI	S	Opponent		Score				
17	A	Texas Tech		0	7	41	A	Arizona St.		3	7	59	N	Xavier		6	4			
17	N	Texas Tech		5	10							92	A	Arizona		10	14			
												129	H	Grand Canyon		9	4			
												129	H	Grand Canyon		9	2			
												129	H	Grand Canyon		4	7			
												170	H	Yale		13	6			
												170	H	Yale		14	6			
												170	H	Yale		19	6			
												170	H	Yale		2	4			
												183	A	New Mexico		11	8			
												183	H	New Mexico		13	5			
												234	H	Delaware		11	4			
												234	H	Delaware		11	3			
												234	H	Delaware		15	2			
												234	H	Delaware		17	3			
												235	H	CSU Bakersfield		12	9			
												235	H	CSU Bakersfield		4	9			
												235	H	CSU Bakersfield		23	1			
												241	H	Texas Southern		38	6			
												241	H	Texas Southern		24	8			
												241	H	Texas Southern		20	2			
												241	H	Texas Southern		16	3			
												252	H	La Salle		16	5			
												252	H	La Salle		6	1			
												252	H	La Salle		8	9			
												252	H	La Salle		7	3			
												273	A	Chicago St.		12	0			
												273	A	Chicago St.		3	7			
												273	A	Chicago St.		9	2			
LAST 10 GAMES				59 N Xavier				6	4	275 A Utah Valley				12	11	252 H La Salle				
				241 H Texas Southern				38	6	275 A Utah Valley				9	10	252 H La Salle				
				252 H La Salle				7	3	275 A Utah Valley				14	0	273 A Chicago St.				
				234 H Delaware				15	2	183 A New Mexico				11	8	273 A Chicago St.				
				170 H Yale				2	4	290 H Northern Colo.				19	9	273 A Chicago St.				

Non-Div. I Games:

New Mexico St.

New Mexico St.

[illegible]

Non-Div. I Games:	Houston-Victoria	8	5	Houston-Victoria	8	1
-------------------	------------------	---	---	------------------	---	---

A&amp;M-Corpus Christi

RPI	S	Opponent	Score	
285	H	Eastern Mich.	12	4
292	A	Prairie View	17	9
292	H	Prairie View	8	5

A&M-Corpus Christi  
r  
i  
s  
t  
i

A  
&  
M  
-  
C  
o  
r  
p  
u  
s  
C  
h  
r  
i  
s  
t  
i

W  
i  
n  
t  
h  
r  
o  
p

## Winthrop



RPI	S	Opponent	Score	
265	H	George Mason	7	0
276	A	The Citadel	4	1
276	H	The Citadel	8	1
288	A	Longwood	12	4
288	A	Longwood	9	3
288	A	Longwood	10	3

Winthrop

W  
i  
n  
t  
h  
r  
o  
p

W  
i  
n  
t  
h  
r  
o  
p

R  
a  
d  
f  
o  
r  
d

Radford

RPI	S	Opponent	Score	
282	N	Bucknell	17	4
282	N	Bucknell	9	1
288	H	Longwood	11	6
288	H	Longwood	5	4
288	H	Longwood	10	6

Radford

R  
a  
d  
f  
o  
r  
d

R  
a  
d  
f  
o  
r  
d

Average RPI Win:		214	WON-LOST RECORD		WINNING PCT. RANK		LAST 10 GAMES		STRENGTH OF SCHEDULE		OPP. STRENGTH OF SCHEDULE		TEAM RPI		ADJ RPI		CONF. RPI		ADJ CONF. RPI				
DIV. I ONLY			22-19-1		.53571	124	4-6-0		200		184		158		.49544		158	21		21			
DIV. I NON-CONF.			12-14-1		.46296	166	1-3-0		165		195		168		.48797		168	24		23			
TOTALS		RPI 1-25		RPI 26-50				W-L RECORDS		RPI 51-100				RPI 101-150				RPI 150+					
22-19-1		0-6-0		0-0-0				OVERALL		0-1-0				4-3-0				18-9-1					
10-8-0		0-0-0		0-0-0				HOME		0-1-0				4-1-0				6-6-0					
11-11-1		0-6-0		0-0-0				AWAY		0-0-0				0-2-0				11-3-1					
1-0-0		0-0-0		0-0-0				NEUTRAL		0-0-0				0-0-0				1-0-0					
12-14-1		0-6-0		0-0-0				NON-CONFERENCE		0-1-0				2-2-0				10-5-1					
7-5-0		0-0-0		0-0-0				HOME		0-1-0				2-0-0				5-4-0					
4-9-1		0-6-0		0-0-				AWAY		0-0-0				0-2-0				4-1-1					
1-0-0		0-0-0		0-0-0				NEUTRAL		0-0-0				0-0-0				1-0-0					
10-5-0		0-0-0		0-0-0				CONFERENCE		0-0-0				2-1-0				8-4-0					
3-3-0		0-0-0		0-0-0				HOME		0-0-0				2-1-0				1-2-0					
7-2-0		0-0-0		0-0-0				AWAY		0-0-0				0-0-0				7-2-0					
0-0-0		0-0-0		0-0-0				NEUTRAL		0-0-0				0-0-0				0-0-0					
RPI	S	Opponent		Score		RPI	S	Opponent		Score		RPI	S	Opponent		Score		RPI	S	Opponent		Score	
2	A	Vanderbilt		1	5							80	H	Wright St.		7	8	131	A	Ball St.		6	11
2	A	Vanderbilt		3	11							131	H	Ball St.		5	4						
2	A	Vanderbilt		0	2							138	A	Ohio St.		2	4						
4	A	Georgia		7	10							144	H	Massachusetts		11	2						
4	A	Georgia		1	5							144	H	Massachusetts		6	0						
4	A	Georgia		1	13							144	H	Massachusetts		2	9						
												150	H	Kent St.		12	5						
												152	H	Richmond		3	11						
												152	H	Richmond		5	17						
												152	H	Richmond		8	7						
												173	H	Canisius		1	2						
												173	H	Canisius		6	2						
												173	H	Canisius		17	13						
												185	A	Eastern Ky.		17	5						
												192	A	Saint Louis		3	2						
												192	A	Saint Louis		4	2						
												192	A	Saint Louis		3	4						
												200	N	Seton Hall		2	1						
												209	A	Toledo		12	9						
												209	H	Toledo		9	10						
												236	A	Ohio		12	5						
						LAST 10 GAMES						236	H	Ohio		2	4						
						265 A George Mason						0	2	173 H Canisius	1	2	236 H Ohio	15	5				
						265 A George Mason						6	4	291 A Fairleigh Dickinson	3	3	243 H Butler	6	1				
						152 H Richmond						3	11	80 H Wright St.	7	8	265 A George Mason	6	4				
						144 H Massachusetts						11	2	209 H Toledo	9	10	265 A George Mason	0	2				
						131 A Ball St.						6	11	265 A George Mason	13	3	265 A George Mason	13	3				

Non-Div. I Games:

Dayton

RPI	S	Opponent	Score	
274	A	Bowling Green	8	12
279	A	St. Bonaventure	8	0
279	A	St. Bonaventure	9	0
279	A	St. Bonaventure	8	7
285	A	Eastern Mich.	4	1
285	H	Eastern Mich.	2	10
291	A	Fairleigh Dickinson	3	3
298	H	Purdue Fort Wayne	9	3

Dayton

W  
o  
f  
f  
o  
r  
d

Wofford

RPI	S	Opponent	Score	
236	H	Ohio	4	6
236	H	Ohio	2	0
236	H	Ohio	5	2
260	H	VMI	19	4
260	H	VMI	4	5
260	H	VMI	15	4
263	N	Charleston So.	3	4
269	A	Florida A&M	1	2
269	A	Florida A&M	14	11
269	A	Florida A&M	4	9
296	H	UMES	9	0
296	H	UMES	13	5

Wofford

W  
o  
f  
f  
o  
r  
d

W  
o  
f  
f  
o  
r  
d

Average RPI Win: 190		WON-LOST RECORD		WINNING PCT. RANK		LAST 10 GAMES		STRENGTH OF SCHEDULE		OPP. STRENGTH OF SCHEDULE		TEAM RPI		ADJ RPI		CONF. RPI		ADJ CONF. RPI	
DIV. I ONLY		17-21-0		.44737 192		8-2-0		124		167		160		.4948 160		7		7	
DIV. I NON-CONF.		10-16-0		.38462 207		3-1-0		88		233		151		.49769 151		7		7	
TOTALS		RPI 1-25		RPI 26-50		W-L RECORDS		RPI 51-100		RPI 101-150		RPI 150+							
17-21-0		0-3-0		0-3-0		OVERALL		1-2-0		3-8-0		13-5-0							
10-4-0		0-0-0		0-0-0		HOME		0-0-0		2-2-0		8-2-0							
5-13-0		0-3-0		0-0-0		AWAY		1-2-0		1-5-0		3-3-0							
2-4-0		0-0-0		0-3-0		NEUTRAL		0-0-0		0-1-0		2-0-0							
10-16-0		0-3-0		0-3-0		NON-CONFERENCE		0-0-0		2-6-0		8-4-0							
4-1-0		0-0-0		0-0-0		HOME		0-0-0		1-0-0		3-1-0							
4-11-0		0-3-0		0-0-		AWAY		0-0-0		1-5-0		3-3-0							
2-4-0		0-0-0		0-3-0		NEUTRAL		0-0-0		0-1-0		2-0-0							
7-5-0		0-0-0		0-0-0		CONFERENCE		1-2-0		1-2-0		5-1-0							
6-3-0		0-0-0		0-0-0		HOME		0-0-0		1-2-0		5-1-0							
1-2-0		0-0-0		0-0-0		AWAY		1-2-0		0-0-0		0-0-0							
0-0-0		0-0-0		0-0-0		NEUTRAL		0-0-0		0-0-0		0-0-0							
RPI	S	Opponent		Score		RPI	S	Opponent		Score		RPI	S	Opponent		Score			
14	A	Miami (FL)		3	19	40	N	Indiana St.		1	3	69	A	Iowa		1	6		
14	A	Miami (FL)		3	9	40	N	Indiana St.		5	7	69	A	Iowa		15	3		
14	A	Miami (FL)		1	7	40	N	Indiana St.		3	4	69	A	Iowa		5	9		

Non-Div. I Games:

Rutgers



RPI	S	Opponent	Score	
270	H	Iona	7	3
273	N	Chicago St.	6	2

Rutgers

R  
u  
t  
g  
e  
r  
s

R  
u  
t  
g  
e  
r  
s

Average RPI Win: 182		WON-LOST RECORD	WINNING PCT. RANK	LAST 10 GAMES	STRENGTH OF SCHEDULE	OPP. STRENGTH OF SCHEDULE	TEAM RPI	ADJ RPI	CONF. RPI	ADJ CONF. RPI					
Average RPI Loss: 106															
DIV. I ONLY		17-24-0	.41463	219	6-4-0	86	157	161	.4943	161	16	16			
DIV. I NON-CONF.		10-16-0	.38462	207	3-1-0	119	137	191	.47803	191	18	18			
<hr/>															
TOTALS		RPI 1-25		RPI 26-50		W-L RECORDS		RPI 51-100		RPI 101-150		RPI 150+			
17-24-0		0-0-0		0-2-0		OVERALL		1-9-0		7-9-0		9-4-0			
10-9-0		0-0-0		0-1-0		HOME		0-1-0		4-5-0		6-2-0			
7-13-0		0-0-0		0-1-0		AWAY		1-7-0		3-4-0		3-1-0			
0-2-0		0-0-0		0-0-0		NEUTRAL		0-1-0		0-0-0		0-1-0			
10-16-0		0-0-0		0-2-0		NON-CONFERENCE		0-7-0		4-3-0		6-4-0			
6-7-0		0-0-0		0-1-0		HOME		0-1-0		3-3-0		3-2-0			
4-7-0		0-0-0		0-0-		AWAY		0-5-0		1-0-0		3-1-0			
0-2-0		0-0-0		0-0-0		NEUTRAL		0-1-0		0-0-0		0-1-0			
7-8-0		0-0-0		0-0-0		CONFERENCE		1-2-0		3-6-0		3-0-0			
4-2-0		0-0-0		0-0-0		HOME		0-0-0		1-2-0		3-0-0			
3-6-0		0-0-0		0-0-0		AWAY		1-2-0		2-4-0		0-0-0			
0-0-0		0-0-0		0-0-0		NEUTRAL		0-0-0		0-0-0		0-0-0			
RPI	S	Opponent	Score	RPI	S	Opponent	Score	RPI	S	Opponent	Score				
				36	A	Clemson	0 2	54	H	South Carolina	7 12	102	H	Morehead St.	5 6
				36	H	Clemson	1 3	67	A	Wake Forest	1 5	102	H	Morehead St.	3 6
								67	A	Wake Forest	2 11	102	H	Morehead St.	16 11
								67	N	Wake Forest	7 13	104	A	Samford	4 8
								72	A	Col. of Charleston	1 3	104	A	Samford	0 3
								72	A	Col. of Charleston	3 13	104	A	Samford	4 14
								72	A	Col. of Charleston	1 2	114	H	ETSU	4 3
								91	A	UNC Greensboro	10 3	114	H	ETSU	5 11
								91	A	UNC Greensboro	9 11	114	H	ETSU	7 8
								91	A	UNC Greensboro	1 2	138	H	Ohio St.	11 10
												141	A	Gardner-Webb	18 3
												141	H	Gardner-Webb	7 2
												141	H	Gardner-Webb	3 5
												145	A	Western Caro.	4 3
												145	A	Western Caro.	9 4
												145	A	Western Caro.	1 5
												156	A	Winthrop	14 5
												156	H	Winthrop	6 8
												174	H	Appalachian St.	6 5
												174	N	Appalachian St.	0 14
												226	A	UNC Asheville	3 2
												226	H	UNC Asheville	3 4
												231	A	USC Upstate	7 4
												231	H	USC Upstate	5 4
												232	A	Georgia St.	8 10
												232	H	Georgia St.	4 3
												276	H	The Citadel	7 2
<hr/>															
LAST 10 GAMES															

Non-Div. I Games:

Furman

RPI	S	Opponent	Score	
276	H	The Citadel	20	6
276	H	The Citadel	5	4

Furman

F  
u  
r  
m  
a  
n

F  
u  
r  
m  
a  
n

Average RPI Win: 208		WON-LOST	WINNING	LAST 10	STRENGTH OF		OPP. STRENGTH	TEAM	ADJ	CONF.	ADJ CONF.
Average RPI Loss: 140		RECORD	PCT. RANK	GAMES	SCHEDULE		OF SCHEDULE	RPI	RPI	RPI	RPI
DIV. I ONLY		19-17-0	.52778	127	5-5-0		161	209	162	.49336	162
DIV. I NON-CONF.		11-13-0	.45833	169	1-3-0		239	169	231	.45442	230
TOTALS		RPI 1-25	RPI 26-50		W-L RECORDS		RPI 51-100		RPI 101-150		RPI 150+
19-17-0		0-2-0	0-2-0		OVERALL		1-2-0		4-3-0		14-8-0
15-6-0		0-0-0	0-1-0		HOME		0-0-0		4-1-0		11-4-0
4-11-0		0-2-0	0-1-0		AWAY		1-2-0		0-2-0		3-4-0
0-0-0		0-0-0	0-0-0		NEUTRAL		0-0-0		0-0-0		0-0-0
11-13-0		0-2-0	0-2-0		NON-CONFERENCE		0-0-0		2-2-0		9-7-0
10-5-0		0-0-0	0-1-0		HOME		0-0-0		2-0-0		8-4-0
1-8-0		0-2-0	0-0-		AWAY		0-0-0		0-2-0		1-3-0
0-0-0		0-0-0	0-0-0		NEUTRAL		0-0-0		0-0-0		0-0-0
8-4-0		0-0-0	0-0-0		CONFERENCE		1-2-0		2-1-0		5-1-0
5-1-0		0-0-0	0-0-0		HOME		0-0-0		2-1-0		3-0-0
3-3-0		0-0-0	0-0-0		AWAY		1-2-0		0-0-0		2-1-0
0-0-0		0-0-0	0-0-0		NEUTRAL		0-0-0		0-0-0		0-0-0
RPI S	Opponent	Score	RPI S	Opponent	Score	RPI S	Opponent	Score	RPI S	Opponent	Score
2 A	Vanderbilt	2 24	44 A	Duke	3 7	73 A	VCU	3 2	112 H	Rhode Island	10 2
18 A	North Carolina	4 12	44 H	Duke	2 7	73 A	VCU	1 13	112 H	Rhode Island	0 4
						73 A	VCU	3 7	112 H	Rhode Island	7 2
									141 A	Gardner-Webb	1 10
									142 A	Presbyterian	7 15
									142 H	Presbyterian	10 8
									142 H	Presbyterian	4 1
									156 A	Winthrop	3 9
									156 H	Winthrop	4 7
									172 A	N.C. A&T	8 0
									209 H	Toledo	11 5
									209 H	Toledo	3 2
									209 H	Toledo	5 13
									231 A	USC Upstate	6 7
									231 H	USC Upstate	7 9
									245 H	North Ala.	13 1
									245 H	North Ala.	5 2
									245 H	North Ala.	8 4
									251 A	N.C. Central	9 10
									251 H	N.C. Central	6 9
									252 H	La Salle	16 8
									252 H	La Salle	11 3
									252 H	La Salle	6 0
									254 A	George Washington	3 0
									254 A	George Washington	5 6
									254 A	George Washington	6 5
									261 H	Towson	4 1
LAST 10 GAMES			LAST 10 GAMES			LAST 10 GAMES			LAST 10 GAMES		
209 H	Toledo	11 5	142 H	Presbyterian	10 8	209 H	Toledo	11 5	142 H	Presbyterian	10 8
142 A	Presbyterian	7 15	112 H	Rhode Island	10 2	142 H	Presbyterian	10 8	112 H	Rhode Island	10 2
254 A	George Washington	6 5	112 H	Rhode Island	7 2	112 H	Rhode Island	7 2	112 H	Rhode Island	7 2
254 A	George Washington	5 6	112 H	Rhode Island	0 4	112 H	Rhode Island	0 4	112 H	Rhode Island	0 4
254 A	George Washington	3 0	156 A	Winthrop	3 9	156 A	Winthrop	3 9	156 A	Winthrop	3 9

Non-Div. I Games:

Davidson

RPI	S	Opponent	Score	
261	H	Towson	13	5
261	H	Towson	15	3

Davidson

D  
a  
v  
i  
d  
s  
o  
n

D  
a  
v  
i  
d  
s  
o  
n



RPI	S	Opponent	Score	
244	H	Coppin St.	5	3
247	A	Lehigh	3	0
247	A	Lehigh	4	1
247	A	Lehigh	4	16
248	H	Central Conn. St.	5	2
265	A	George Mason	18	12
268	A	Georgetown	12	3
268	H	Georgetown	17	3
278	H	Delaware St.	11	3
282	A	Bucknell	3	1
282	H	Bucknell	6	3
282	H	Bucknell	9	4
282	H	Bucknell	15	2
282	H	Bucknell	11	10
286	A	Villanova	14	3
286	A	Villanova	5	1
297	A	Mt. St. Mary's	8	4
297	H	Mt. St. Mary's	11	7

N  
a  
v  
y

Navy





Average RPI Win:	207	WON-LOST	WINNING	LAST 10	STRENGTH OF	OPP. STRENGTH	TEAM	ADJ	CONF.	ADJ CONF.	
Average RPI Loss:	173	RECORD	PCT. RANK	GAMES	SCHEDULE	OF SCHEDULE	RPI	RPI	RPI	RPI	
DIV. I ONLY	25-15-0	.625	62	9-1-0	288	205	165	.49192	165	29	29
DIV. I NON-CONF.	14-11-0	.56	119	4-0-0	244	191	129	.50904	129	27	27
<hr/>											
TOTALS	RPI 1-25	RPI 26-50		W-L RECORDS		RPI 51-100		RPI 101-150		RPI 150+	
25-15-0	1-0-0	0-0-0		OVERALL		1-3-0		4-2-0		19-10-0	
8-2-0	0-0-0	0-0-0		HOME		1-0-0		2-1-0		5-1-0	
16-10-0	1-0-0	0-0-0		AWAY		0-3-0		2-1-0		13-6-0	
1-3-0	0-0-0	0-0-0		NEUTRAL		0-0-0		0-0-0		1-3-0	
<hr/>											
14-11-0	1-0-0	0-0-0		NON-CONFERENCE		1-3-0		2-1-0		10-7-0	
5-0-0	0-0-0	0-0-0		HOME		1-0-0		0-0-0		4-0-0	
9-8-0	1-0-0	0-0-		AWAY		0-3-0		2-1-0		6-4-0	
0-3-0	0-0-0	0-0-0		NEUTRAL		0-0-0		0-0-0		0-3-0	
<hr/>											
11-4-0	0-0-0	0-0-0		CONFERENCE		0-0-0		2-1-0		9-3-0	
3-2-0	0-0-0	0-0-0		HOME		0-0-0		2-1-0		1-1-0	
7-2-0	0-0-0	0-0-0		AWAY		0-0-0		0-0-0		7-2-0	
1-0-0	0-0-0	0-0-0		NEUTRAL		0-0-0		0-0-0		1-0-0	
<hr/>											
RPI	S	Opponent	Score	RPI	S	Opponent	Score	RPI	S	Opponent	Score
22	A	UConn	10 3					70	A	Campbell	2 3
								70	A	Campbell	3 6
								70	A	Campbell	6 11
								82	H	St. John's (NY)	4 3
								101	H	Marist	2 11
								101	H	Marist	9 6
								101	H	Marist	4 2
								120	A	Stony Brook	9 1
								148	A	James Madison	2 4
								148	A	James Madison	9 2
								164	N	Penn St.	2 4
								164	N	Penn St.	5 6
								164	N	Penn St.	4 5
								170	H	Yale	10 9
								184	H	Fordham	6 5
								211	A	Brown	7 6
								211	A	Brown	3 5
								211	A	Brown	13 8
								211	A	Brown	8 9
								216	A	Hofstra	9 7
								221	A	LIU Brooklyn	3 4
								224	A	Sacred Heart	6 0
								224	H	Sacred Heart	7 0
								234	A	Delaware	3 2
								234	A	Delaware	8 2
								234	A	Delaware	4 7
								246	H	Monmouth	4 7
								246	H	Monmouth	6 2
								246	N	Monmouth	7 1
								248	H	Central Conn. St.	5 2
								253	A	Siena	6 4
LAST 10 GAMES								246	A	Campbell	3 6
								70	A	Campbell	6 11
								270	A	Iona	3 0
								253	A	Siena	0 3
								299	A	Saint Peter's	8 2
								246	H	Monmouth	4 7
								70	A	Campbell	6 11
								270	A	Iona	3 0
								253	A	Siena	0 3
								299	A	Saint Peter's	8 2
								246	H	Monmouth	4 7
								70	A	Campbell	6 11
								270	A	Iona	3 0
								253	A	Siena	0 3
								299	A	Saint Peter's	8 2

Non-Div. I Games:

Fairfield

RPI	S	Opponent	Score	
253	A	Siena	0	3
253	A	Siena	4	2
270	A	Iona	3	4
270	A	Iona	3	0
270	A	Iona	3	1
299	A	Saint Peter's	7	2
299	A	Saint Peter's	8	2
299	A	Saint Peter's	17	1

Fairfield



RPI	S	Opponent	Score
295	H	Alabama A&M	8 16

Average RPI Win: 187		WON-LOST RECORD		WINNING PCT. RANK		LAST 10 GAMES		STRENGTH OF SCHEDULE		OPP. STRENGTH OF SCHEDULE		TEAM RPI		ADJ RPI		CONF. RPI		ADJ CONF. RPI					
Average RPI Loss: 142																							
DIV. I ONLY		21-19-0		.525 130		6-4-0		188		150		167		.49065 167		19		19					
DIV. I NON-CONF.		9-13-0		.40909 193		1-2-0		192		64		211		.46493 211		22		22					
TOTALS		RPI 1-25		RPI 26-50		W-L RECORDS		RPI 51-100		RPI 101-150		RPI 150+											
21-19-0		1-2-0		0-2-0		OVERALL		0-0-0		5-7-0		15-8-0											
13-10-0		0-1-0		0-1-0		HOME		0-0-0		4-4-0		9-4-0											
8-9-0		1-1-0		0-1-0		AWAY		0-0-0		1-3-0		6-4-0											
0-0-0		0-0-0		0-0-0		NEUTRAL		0-0-0		0-0-0		0-0-0											
9-13-0		1-2-0		0-2-0		NON-CONFERENCE		0-0-0		3-6-0		5-3-0											
6-8-0		0-1-0		0-1-0		HOME		0-0-0		2-3-0		4-3-0											
3-5-0		1-1-0		0-0-		AWAY		0-0-0		1-3-0		1-0-0											
0-0-0		0-0-0		0-0-0		NEUTRAL		0-0-0		0-0-0		0-0-0											
12-6-0		0-0-0		0-0-0		CONFERENCE		0-0-0		2-1-0		10-5-0											
7-2-0		0-0-0		0-0-0		HOME		0-0-0		2-1-0		5-1-0											
5-4-0		0-0-0		0-0-0		AWAY		0-0-0		0-0-0		5-4-0											
0-0-0		0-0-0		0-0-0		NEUTRAL		0-0-0		0-0-0		0-0-0											
RPI	S	Opponent		Score		RPI	S	Opponent		Score		RPI	S	Opponent		Score		RPI	S	Opponent		Score	
4	A	Georgia		1	5	50	A	Alabama		2	13			104	H	Samford		3	5				
16	A	Auburn		11	6	50	H	Alabama		3	6			117	A	Jacksonville		2	5				
16	H	Auburn		2	14									117	A	Jacksonville		7	16				
														117	A	Jacksonville		1	2				
														124	A	Troy		9	7				
														124	H	Troy		9	5				
														127	H	Eastern Ill.		6	5				
														127	H	Eastern Ill.		4	5				
														127	H	Eastern Ill.		12	5				
														139	H	FIU		1	2				
														139	H	FIU		2	5				
														139	H	FIU		3	1				
														166	A	UAB		5	3				
														185	A	Eastern Ky.		18	3				
														185	A	Eastern Ky.		6	5				
														185	A	Eastern Ky.		5	7				
														187	H	Purdue		5	9				
														187	H	Purdue		3	0				
														187	H	Purdue		4	0				
														188	H	Belmont		1	7				
														188	H	Belmont		9	0				
														188	H	Belmont		9	4				
														191	A	Murray St.		7	8				
														191	A	Murray St.		4	2				
														191	A	Murray St.		8	9				
														245	H	North Ala.		14	1				
														245	H	North Ala.		1	2				
LAST 10 GAMES																							
188 H Belmont				1	7	50 H Alabama				3	6	191 A Murray St.				7	8						
139 H FIU				2	5	16 H Auburn				2	14	191 A Murray St.				4	2						
139 H FIU				3	1	185 A Eastern Ky.				5	7	191 A Murray St.				8	9						
245 H North Ala.				1	2	185 A Eastern Ky.				6	5	245 H North Ala.				14	1						
245 H North Ala.				12	10	185 A Eastern Ky.				18	3	245 H North Ala.				1	2						

Non-Div. I Games:

Jacksonville St.

RPI	S	Opponent	Score	
245	H	North Ala.	12	10
256	H	Tennessee Tech	8	7
256	H	Tennessee Tech	12	10
256	H	Tennessee Tech	5	3
262	H	Alabama St.	5	9
271	A	Southeast Mo. St.	4	3
271	A	Southeast Mo. St.	8	9
271	A	Southeast Mo. St.	8	7

Jacksonville St.

J  
a  
c  
k  
s  
o  
n  
v  
i  
l  
l  
e  
s  
t  
.

J  
a  
c  
k  
s  
o  
n  
v  
i  
l  
l  
e  
s  
t  
.

[illegible]

<b>Non-Div. I Games:</b>	<b>LSU-Alexandria</b>	<b>3</b>	<b>0</b>
--------------------------	-----------------------	----------	----------

Nicholls St.

Average RPI Win:	147	WON-LOST	WINNING	LAST 10	STRENGTH OF	OPP. STRENGTH	TEAM	ADJ	CONF.	ADJ CONF.	
Average RPI Loss:	124	RECORD	PCT. RANK	GAMES	SCHEDULE	OF SCHEDULE	RPI	RPI	RPI	RPI	
DIV. I ONLY	19-22-0	.46341	178	4-6-0	154	122	169	.48951	169	12	12
DIV. I NON-CONF.	14-9-0	.6087	94	2-4-0	232	132	150	.49771	150	13	13
<hr/>											
TOTALS	RPI 1-25	RPI 26-50		W-L RECORDS		RPI 51-100		RPI 101-150		RPI 150+	
19-22-0	0-0-0	0-0-0		OVERALL		7-11-0		3-4-0		9-7-0	
12-9-0	0-0-0	0-0-0		HOME		5-5-0		0-0-0		7-4-0	
7-13-0	0-0-0	0-0-0		AWAY		2-6-0		3-4-0		2-3-0	
0-0-0	0-0-0	0-0-0		NEUTRAL		0-0-0		0-0-0		0-0-0	
14-9-0	0-0-0	0-0-0		NON-CONFERENCE		4-2-0		2-2-0		8-5-0	
10-5-0	0-0-0	0-0-0		HOME		3-1-0		0-0-0		7-4-0	
4-4-0	0-0-0	0-0-		AWAY		1-1-0		2-2-0		1-1-0	
0-0-0	0-0-0	0-0-0		NEUTRAL		0-0-0		0-0-0		0-0-0	
5-13-0	0-0-0	0-0-0		CONFERENCE		3-9-0		1-2-0		1-2-0	
2-4-0	0-0-0	0-0-0		HOME		2-4-0		0-0-0		0-0-0	
3-9-0	0-0-0	0-0-0		AWAY		1-5-0		1-2-0		1-2-0	
0-0-0	0-0-0	0-0-0		NEUTRAL		0-0-0		0-0-0		0-0-0	
RPI	S	Opponent	Score	RPI	S	Opponent	Score	RPI	S	Opponent	Score
						53 A Southern Miss.	2 1	108 A McNeese		4	16
						53 H Southern Miss.	2 15	108 A McNeese		2	0
						78 H Sam Houston St.	2 8	108 A McNeese		1	2
						78 H Sam Houston St.	6 4	119 A Missouri St.		20	12
						78 H Sam Houston St.	2 6	119 A Missouri St.		3	8
						84 H Southeastern La.	1 7	119 A Missouri St.		1	6
						84 H Southeastern La.	6 7	121 A Louisiana		10	3
						84 H Southeastern La.	7 4	160 H Rutgers		7	2
						85 H Tulane	8 7	168 A Nicholls St.		3	2
						85 H Tulane	15 10	168 A Nicholls St.		1	9
						88 A Incarnate Word	2 3	168 A Nicholls St.		2	3
						88 A Incarnate Word	7 15	170 H Yale		1	4
						88 A Incarnate Word	2 5	170 H Yale		8	7
						99 A Northwestern St.	1 8	170 H Yale		6	8
						99 A Northwestern St.	5 2	181 H Michigan St.		6	4
						99 A Northwestern St.	3 4	181 H Michigan St.		4	8
						100 A South Alabama	7 22	181 H Michigan St.		4	1
						100 H South Alabama	7 5	212 A Southern U.		4	5
								212 H Southern U.		9	6
								243 H Butler		2	1
								267 A Jackson St.		21	2
								267 H Jackson St.		4	12
								273 H Chicago St.		16	8
				LAST 10 GAMES							
				84 H Southeastern La.	7 4	119 A Missouri St.	20 12	273 H Chicago St.		16	8
				84 H Southeastern La.	6 7	119 A Missouri St.	1 6				
				170 H Yale	6 8	119 A Missouri St.	3 8				
				170 H Yale	8 7	85 H Tulane	15 10				
				53 H Southern Miss.	2 15	108 A McNeese	1 2				

Non-Div. I Games:

New Orleans



y  
a  
l  
e

Yale

RPI	S	Opponent	Score	
225	A	Stetson	5	7
229	H	Cornell	0	3
229	H	Cornell	2	0
229	H	Cornell	7	2

Yale

Y  
a  
l  
e

Y  
a  
l  
e

North eastern

North eastern

Northeastern



RPI	S	Opponent	Score	
289	H	Niagara	4	3

N.C. A&T

N  
.  
C  
.  
A  
&  
T

N  
.  
C  
.  
A  
&  
T

Average RPI Win:		216	WON-LOST RECORD		WINNING PCT. RANK		LAST 10 GAMES		STRENGTH OF SCHEDULE		OPP. STRENGTH OF SCHEDULE		TEAM RPI		ADJ RPI		CONF. RPI		ADJ CONF. RPI	
DIV. I ONLY			19-19-0		.5 148		7-3-0		260		143		173		.48718 173		29		29	
DIV. I NON-CONF.			6-16-0		.27273 250		1-1-0		136		42		175		.48436 175		27		27	
TOTALS		RPI 1-25		RPI 26-50		W-L RECORDS		RPI 51-100		RPI 101-150		RPI 150+								
19-19-0		0-5-0		0-3-0		OVERALL		1-2-0		3-2-0		15-7-0								
9-1-0		0-0-0		0-0-0		HOME		0-0-0		1-0-0		8-1-0								
10-18-0		0-5-0		0-3-0		AWAY		1-2-0		2-2-0		7-6-0								
0-0-0		0-0-0		0-0-0		NEUTRAL		0-0-0		0-0-0		0-0-0								
6-16-0		0-5-0		0-3-0		NON-CONFERENCE		1-2-0		1-1-0		4-5-0								
1-0-0		0-0-0		0-0-0		HOME		0-0-0		1-0-0		0-0-0								
5-16-0		0-5-0		0-0-		AWAY		1-2-0		0-1-0		4-5-0								
0-0-0		0-0-0		0-0-0		NEUTRAL		0-0-0		0-0-0		0-0-0								
13-3-0		0-0-0		0-0-0		CONFERENCE		0-0-0		2-1-0		11-2-0								
8-1-0		0-0-0		0-0-0		HOME		0-0-0		0-0-0		8-1-0								
5-2-0		0-0-0		0-0-0		AWAY		0-0-0		2-1-0		3-1-0								
0-0-0		0-0-0		0-0-0		NEUTRAL		0-0-0		0-0-0		0-0-0								
RPI	S	Opponent		Score		RPI	S	Opponent		Score		RPI	S	Opponent		Score				
19	A	West Virginia		4	5	46	A	Kentucky		2	10	71	A	Kansas St.		15	3			
24	A	Indiana		1	12	46	A	Kentucky		3	4	71	A	Kansas St.		5	6			
24	A	Indiana		5	16	46	A	Kentucky		3	12	80	A	Wright St.		2	3			
24	A	Indiana		2	5									150 A Kent St.		1	10			
24	A	Indiana		6	18									150 H Kent St.		13	2			
														158 A Dayton		13	17			
														158 A Dayton		2	1			
														158 A Dayton		2	6			
														203 A Charlotte		10	5			
														203 A Charlotte		5	3			
														203 A Charlotte		2	9			
														214 A Quinnipiac		9	2			
														214 A Quinnipiac		9	10			
														214 A Quinnipiac		3	1			
														249 H Manhattan		4	5			
														249 H Manhattan		10	4			
														249 H Manhattan		3	2			
														251 A N.C. Central		0	9			
														251 A N.C. Central		2	5			
														251 A N.C. Central		8	3			
														253 H Siena		4	3			
														253 H Siena		14	12			
														253 H Siena		5	4			
														289 A Niagara		9	0			
														299 H Saint Peter's		10	5			
														299 H Saint Peter's		7	5			
														299 H Saint Peter's		6	3			

**Non-Div. I Games:**

Canisius

Average RPI Win: 156		WON-LOST	WINNING	LAST 10	STRENGTH OF		OPP. STRENGTH	TEAM	ADJ	CONF.	ADJ CONF.
Average RPI Loss: 100		RECORD	PCT. RANK	GAMES	SCHEDULE		OF SCHEDULE	RPI	RPI	RPI	RPI
DIV. I ONLY		16-22-0	.42105	214	5-5-0		139	59	174	.48706	174
DIV. I NON-CONF.		8-13-0	.38095	209	1-2-0		113	65	167	.48889	167
TOTALS		RPI 1-25	RPI 26-50		W-L RECORDS		RPI 51-100		RPI 101-150		RPI 150+
16-22-0		0-4-0	1-2-0		OVERALL		2-5-0		6-5-0		7-6-0
9-10-0		0-0-0	1-2-0		HOME		1-3-0		3-1-0		4-4-0
5-12-0		0-4-0	0-0-0		AWAY		1-2-0		3-4-0		1-2-0
2-0-0		0-0-0	0-0-0		NEUTRAL		0-0-0		0-0-0		2-0-0
8-13-0		0-4-0	0-0-0		NON-CONFERENCE		1-3-0		1-2-0		6-4-0
4-4-0		0-0-0	0-0-0		HOME		0-1-0		1-1-0		3-2-0
2-9-0		0-4-0	0-0-		AWAY		1-2-0		0-1-0		1-2-0
2-0-0		0-0-0	0-0-0		NEUTRAL		0-0-0		0-0-0		2-0-0
8-9-0		0-0-0	1-2-0		CONFERENCE		1-2-0		5-3-0		1-2-0
5-6-0		0-0-0	1-2-0		HOME		1-2-0		2-0-0		1-2-0
3-3-0		0-0-0	0-0-0		AWAY		0-0-0		3-3-0		0-0-0
0-0-0		0-0-0	0-0-0		NEUTRAL		0-0-0		0-0-0		0-0-0
RPI S	Opponent	Score	RPI S	Opponent	Score	RPI S	Opponent	Score	RPI S	Opponent	Score
6 A	Tennessee	0 6	31 H	Texas St.	3 8	52 A	Fla. Atlantic	6 3	114 A	ETSU	0 4
6 A	Tennessee	0 2	31 H	Texas St.	3 0	54 A	South Carolina	1 3	121 A	Louisiana	6 5
6 A	Tennessee	0 3	31 H	Texas St.	4 5	58 H	Ga. Southern	2 6	121 A	Louisiana	4 7
14 A	Miami (FL)	1 6				58 H	Ga. Southern	0 3	121 A	Louisiana	6 5
						58 H	Ga. Southern	9 5	124 A	Troy	9 7
						67 A	Wake Forest	4 5	124 A	Troy	1 9
						67 H	Wake Forest	6 10	124 A	Troy	2 8
									141 H	Gardner-Webb	24 3
									141 H	Gardner-Webb	3 12
									147 H	La.-Monroe	3 2
									147 H	La.-Monroe	10 8
									157 A	Radford	0 5
									157 H	Radford	6 12
									161 A	Furman	5 6
									161 N	Furman	14 0
									181 N	Michigan St.	9 6
									226 A	UNC Asheville	8 2
									232 H	Georgia St.	6 17
									232 H	Georgia St.	9 3
									232 H	Georgia St.	0 2
									249 H	Manhattan	5 2
									249 H	Manhattan	4 5
									249 H	Manhattan	14 5
									251 H	N.C. Central	13 0
LAST 10 GAMES											
161 A	Furman	5 6	124 A	Troy	1 9						
141 H	Gardner-Webb	24 3	124 A	Troy	2 8						
141 H	Gardner-Webb	3 12	114 A	ETSU	0 4						
157 H	Radford	6 12	147 H	La.-Monroe	10 8						
124 A	Troy	9 7	147 H	La.-Monroe	3 2						

Non-Div. I Games:

Appalachian St.





RPI	S	Opponent	Score	
253	A	Siena	6	1
282	A	Bucknell	4	3
282	A	Bucknell	6	7
282	A	Bucknell	16	9
282	H	Bucknell	0	2
282	H	Bucknell	11	1
288	A	Longwood	10	3
288	A	Longwood	12	2
291	N	Fairleigh Dickinson	5	10

Army West Point

A  
r  
m  
y  
W  
e  
s  
t  
P  
o  
i  
n  
t

A  
r  
m  
y  
W  
e  
s  
t  
P  
o  
i  
n  
t

Average RPI Win:	205	WON-LOST	WINNING	LAST 10	STRENGTH OF	OPP. STRENGTH	TEAM	ADJ	CONF.	ADJ CONF.	
Average RPI Loss:	171	RECORD	PCT. RANK	GAMES	SCHEDULE	OF SCHEDULE	RPI	RPI	RPI	RPI	
DIV. I ONLY	20-14-0	.58824	88	4-6-0	248	238	176	.48523	176	20	20
DIV. I NON-CONF.	12-7-0	.63158	81	1-2-0	226	260	105	.52358	105	15	16
<hr/>											
TOTALS	RPI 1-25	RPI 26-50		W-L RECORDS		RPI 51-100		RPI 101-150		RPI 150+	
20-14-0	0-0-0	2-0-0		OVERALL		0-3-0		1-2-0		17-9-0	
9-8-0	0-0-0	0-0-0		HOME		0-0-0		1-2-0		8-6-0	
10-6-0	0-0-0	2-0-0		AWAY		0-3-0		0-0-0		8-3-0	
1-0-0	0-0-0	0-0-0		NEUTRAL		0-0-0		0-0-0		1-0-0	
12-7-0	0-0-0	2-0-0		NON-CONFERENCE		0-3-0		0-0-0		10-4-0	
4-1-0	0-0-0	0-0-0		HOME		0-0-0		0-0-0		4-1-0	
7-6-0	0-0-0	2-0-		AWAY		0-3-0		0-0-0		5-3-0	
1-0-0	0-0-0	0-0-0		NEUTRAL		0-0-0		0-0-0		1-0-0	
8-7-0	0-0-0	0-0-0		CONFERENCE		0-0-0		1-2-0		7-5-0	
5-7-0	0-0-0	0-0-0		HOME		0-0-0		1-2-0		4-5-0	
3-0-0	0-0-0	0-0-0		AWAY		0-0-0		0-0-0		3-0-0	
0-0-0	0-0-0	0-0-0		NEUTRAL		0-0-0		0-0-0		0-0-0	
RPI	S	Opponent	Score	RPI	S	Opponent	Score	RPI	S	Opponent	Score
				44	A	Duke	3 1	91	A	UNC Greensboro	5 6
				44	A	Duke	7 6	91	A	UNC Greensboro	3 5
								91	A	UNC Greensboro	7 10
								110	H	Harvard	6 8
								110	H	Harvard	16 12
								110	H	Harvard	9 12
								156	A	Winthrop	1 4
								156	A	Winthrop	13 4
								156	A	Winthrop	13 5
								170	H	Yale	7 9
								170	H	Yale	0 8
								170	H	Yale	5 6
								195	N	Lafayette	19 3
								200	H	Seton Hall	5 2
								211	H	Brown	17 4
								211	H	Brown	8 7
								211	H	Brown	7 14
								218	A	Dartmouth	15 3
								218	A	Dartmouth	21 15
								218	A	Dartmouth	13 1
								237	H	Saint Joseph's	20 7
								239	H	Princeton	2 7
								239	H	Princeton	1 0
								239	H	Princeton	15 9
				LAST 10 GAMES				246	H	Monmouth	5 8
				170	H	Yale	5 6	237	H	Saint Joseph's	20 7
				239	H	Princeton	15 9	156	A	Winthrop	1 4
				218	A	Dartmouth	21 15	156	A	Winthrop	13 4
				218	A	Dartmouth	15 3	91	A	UNC Greensboro	3 5
				218	A	Dartmouth	13 1	170	H	Yale	0 8
								247	A	Lehigh	13 2
								252	A	La Salle	6 7
								286	A	Villanova	4 5
								291	A	Fairleigh Dickinson	8 5
								291	A	Fairleigh Dickinson	16 2

Non-Div. I Games:

Penn

RPI	S	Opponent	Score	
291	H	Fairleigh Dickinson	18	5
291	H	Fairleigh Dickinson	8	4

Penn

P  
e  
n  
n

P  
e  
n  
n

C  
o  
l  
u  
m  
b  
i  
a

Columbia

Average RPI Win: 187		WON-LOST	WINNING	LAST 10	STRENGTH OF		OPP. STRENGTH	TEAM	ADJ	CONF.	ADJ CONF.
Average RPI Loss: 112		RECORD	PCT. RANK	GAMES	SCHEDULE		OF SCHEDULE	RPI	RPI	RPI	RPI
DIV. I ONLY		17-19-0	.47222	172	2-8-0		169	151	178	.48498	178
DIV. I NON-CONF.		16-11-0	.59259	103	1-1-0		177	236	110	.5212	110
TOTALS		RPI 1-25	RPI 26-50		W-L RECORDS		RPI 51-100		RPI 101-150		RPI 150+
17-19-0	0-3-0	0-3-0		OVERALL		1-3-0		6-5-0		10-5-0	
12-7-0	0-0-0	0-3-0		HOME		0-0-0		4-3-0		8-1-0	
5-12-0	0-3-0	0-0-0		AWAY		1-3-0		2-2-0		2-4-0	
0-0-0	0-0-0	0-0-0		NEUTRAL		0-0-0		0-0-0		0-0-0	
16-11-0	0-3-0	0-0-0		NON-CONFERENCE		1-0-0		5-3-0		10-5-0	
11-2-0	0-0-0	0-0-0		HOME		0-0-0		3-1-0		8-1-0	
5-9-0	0-3-0	0-0-		AWAY		1-0-0		2-2-0		2-4-0	
0-0-0	0-0-0	0-0-0		NEUTRAL		0-0-0		0-0-0		0-0-0	
1-8-0	0-0-0	0-3-0		CONFERENCE		0-3-0		1-2-0		0-0-0	
1-5-0	0-0-0	0-3-0		HOME		0-0-0		1-2-0		0-0-0	
0-3-0	0-0-0	0-0-0		AWAY		0-3-0		0-0-0		0-0-0	
0-0-0	0-0-0	0-0-0		NEUTRAL		0-0-0		0-0-0		0-0-0	
RPI S	Opponent	Score		RPI S	Opponent	Score		RPI S	Opponent	Score	
23 A	Illinois	4	5	30 H	Illinois St.	4	7	79 A	Bradley	0	8
23 A	Illinois	4	5	30 H	Illinois St.	4	8	79 A	Bradley	1	7
23 A	Illinois	5	14	30 H	Illinois St.	6	7	79 A	Bradley	4	14
								98 A	Arkansas St.	4	3
									102 H	Morehead St.	9 8
									102 H	Morehead St.	5 4
									102 H	Morehead St.	0 7
									119 H	Missouri St.	4 13
									119 H	Missouri St.	4 2
									119 H	Missouri St.	5 10
									122 A	Memphis	2 7
									122 A	Memphis	2 1
									127 A	Eastern Ill.	9 8
									146 A	Austin Peay	9 12
									146 H	Austin Peay	3 2
									168 A	Nicholls St.	3 7
									168 A	Nicholls St.	6 5
									168 A	Nicholls St.	2 3
									188 A	Belmont	13 9
									188 H	Belmont	10 4
									227 H	SIUE	7 6
									243 A	Butler	4 5
									259 H	Western Ill.	16 1
									259 H	Western Ill.	8 1
									259 H	Western Ill.	6 1
									271 A	Southeast Mo. St.	9 11
									271 H	Southeast Mo. St.	4 1
									272 H	Northern Ill.	2 17
									272 H	Northern Ill.	8 6
									272 H	Northern Ill.	3 1
LAST 10 GAMES											
				79 A	Bradley	1	7	30 H	Illinois St.	4	8
				79 A	Bradley	4	14	30 H	Illinois St.	6	7
				119 H	Missouri St.	4	2	30 H	Illinois St.	4	7
				23 A	Illinois	4	5	146 A	Austin Peay	9	12
				259 H	Western Ill.	6	1	79 A	Bradley	0	8

Non-Div. I Games:

Southern Ill.

Average RPI Win:		212	WON-LOST RECORD		WINNING PCT. RANK		LAST 10 GAMES		STRENGTH OF SCHEDULE		OPP. STRENGTH OF SCHEDULE		TEAM RPI		ADJ RPI		CONF. RPI		ADJ CONF. RPI	
DIV. I ONLY			22-18-0		.55 114		4-6-0		229		137		179		.48481 179		11		11	
DIV. I NON-CONF.			13-9-0		.59091 104		1-2-0		280		210		207		.4671 206		12		12	
TOTALS		RPI 1-25		RPI 26-50		W-L RECORDS		RPI 51-100		RPI 101-150		RPI 150+								
22-18-0		0-1-0		1-5-0		OVERALL		0-4-0		3-3-0		18-5-0								
13-7-0		0-1-0		0-1-0		HOME		0-0-0		3-2-0		10-3-0								
6-7-0		0-0-0		1-3-0		AWAY		0-3-0		0-0-0		5-1-0								
3-4-0		0-0-0		0-1-0		NEUTRAL		0-1-0		0-1-0		3-1-0								
13-9-0		0-1-0		0-3-0		NON-CONFERENCE		0-1-0		1-2-0		12-2-0								
7-4-0		0-1-0		0-1-0		HOME		0-0-0		1-1-0		6-1-0								
3-1-0		0-0-0		0-0-		AWAY		0-0-0		0-0-0		3-0-0								
3-4-0		0-0-0		0-1-0		NEUTRAL		0-1-0		0-1-0		3-1-0								
9-9-0		0-0-0		1-2-0		CONFERENCE		0-3-0		2-1-0		6-3-0								
6-3-0		0-0-0		0-0-0		HOME		0-0-0		2-1-0		4-2-0								
3-6-0		0-0-0		1-2-0		AWAY		0-3-0		0-0-0		2-1-0								
0-0-0		0-0-0		0-0-0		NEUTRAL		0-0-0		0-0-0		0-0-0								
RPI	S	Opponent		Score		RPI	S	Opponent		Score		RPI	S	Opponent		Score				
19	H	West Virginia		3	15	38	A	Louisiana Tech		6	19	53	A	Southern Miss.		3	10			
						38	A	Louisiana Tech		1	11	53	A	Southern Miss.		3	4			
						38	A	Louisiana Tech		7	3	53	A	Southern Miss.		10	11			
						40	N	Indiana St.		1	4	69	N	Iowa		0	10			
						45	A	Virginia Tech		0	7									
						45	H	Virginia Tech		3	11									
								LAST 10 GAMES												
						186	H	Western Ky.		11	16	285	H	Eastern Mich.		8	5			
						186	H	Western Ky.		11	7	102	H	Morehead St.		4	5			
						53	A	Southern Miss.		3	4	38	A	Louisiana Tech		1	11			
						260	A	VMI		7	6	38	A	Louisiana Tech		6	19			
						197	H	Binghamton		4	3	38	A	Louisiana Tech		7	3			
												260	A	VMI		7	6			
												265	N	George Mason		4	9			
												270	N	Iona		8	3			
												270	N	Iona		9	8			
												285	H	Eastern Mich.		6	1			
												285	H	Eastern Mich.		8	5			

**Non-Div. I Games:**

Marshall

RPI	S	Opponent	Score	
285	H	Eastern Mich.	10	3
285	H	Eastern Mich.	25	3

Marshall

M  
a  
r  
s  
h  
a  
l  
l

M  
a  
r  
s  
h  
a  
l  
l

Average RPI Win: 180		WON-LOST	WINNING	LAST 10	STRENGTH OF		OPP. STRENGTH	TEAM	ADJ	CONF.	ADJ CONF.
Average RPI Loss: 122		RECORD	PCT. RANK	GAMES	SCHEDULE		OF SCHEDULE	RPI	RPI	RPI	RPI
DIV. I ONLY		18-18-0	.5	148	7-3-0		157	174	180	.48371	180
DIV. I NON-CONF.		10-8-0	.55556	124	0-1-0		183	256	186	.48082	186
TOTALS		RPI 1-25	RPI 26-50		W-L RECORDS		RPI 51-100		RPI 101-150		RPI 150+
18-18-0	0-1-0	0-1-0		OVERALL		6-9-0		0-0-0		12-7-0	
15-8-0	0-0-0	0-0-0		HOME		5-5-0		0-0-0		10-3-0	
3-10-0	0-1-0	0-1-0		AWAY		1-4-0		0-0-0		2-4-0	
0-0-0	0-0-0	0-0-0		NEUTRAL		0-0-0		0-0-0		0-0-0	
10-8-0	0-1-0	0-1-0		NON-CONFERENCE		2-4-0		0-0-0		8-2-0	
9-5-0	0-0-0	0-0-0		HOME		1-3-0		0-0-0		8-2-0	
1-3-0	0-1-0	0-0-		AWAY		1-1-0		0-0-0		0-0-0	
0-0-0	0-0-0	0-0-0		NEUTRAL		0-0-0		0-0-0		0-0-0	
8-10-0	0-0-0	0-0-0		CONFERENCE		4-5-0		0-0-0		4-5-0	
6-3-0	0-0-0	0-0-0		HOME		4-2-0		0-0-0		2-1-0	
2-7-0	0-0-0	0-0-0		AWAY		0-3-0		0-0-0		2-4-0	
0-0-0	0-0-0	0-0-0		NEUTRAL		0-0-0		0-0-0		0-0-0	
RPI S	Opponent	Score		RPI S	Opponent	Score		RPI S	Opponent	Score	
13 A	Texas A&M	3	9	33 A	Baylor	3	6	55 A	UT Arlington	4	2
								55 H	UT Arlington	0	2
								61 H	Bryant	1	11
								61 H	Bryant	7	8
								61 H	Bryant	8	6
								76 A	TCU	4	12
								84 A	Southeastern La.	1	14
								84 A	Southeastern La.	3	8
								84 A	Southeastern La.	9	12
								88 H	Incarnate Word	6	5
								88 H	Incarnate Word	9	3
								88 H	Incarnate Word	2	4
								99 H	Northwestern St.	4	0
								99 H	Northwestern St.	11	24
								99 H	Northwestern St.	6	2
LAST 10 GAMES											
				206 A	Houston Baptist	21	6	198 H	Lamar University	1	13
				206 A	Houston Baptist	1	5	198 H	Lamar University	6	4
				202 H	Hartford	8	7	206 A	Houston Baptist	1	8
				202 H	Hartford	11	7	88 H	Incarnate Word	9	3
				198 H	Lamar University	6	5	88 H	Incarnate Word	6	5

Non-Div. I Games:      Arlington Baptist      11      0           Tex. Permian Basin      13      6           Tex. Permian Basin      6      5           Abilene Christian



Average RPI Win: 153		WON-LOST	WINNING	LAST 10	STRENGTH OF		OPP. STRENGTH	TEAM	ADJ	CONF.	ADJ CONF.
Average RPI Loss: 77		RECORD	PCT. RANK	GAMES	SCHEDULE		OF SCHEDULE	RPI	RPI	RPI	RPI
DIV. I ONLY		12-27-0	.30769	259	5-5-0		48	127	181	.48282	181
DIV. I NON-CONF.		10-17-0	.37037	212	4-0-0		62	152	164	.49204	164
TOTALS		RPI 1-25	RPI 26-50		W-L RECORDS		RPI 51-100		RPI 101-150		RPI 150+
12-27-0		1-7-0	2-7-0		OVERALL		1-4-0		2-3-0		6-6-0
7-5-0		1-2-0	2-1-0		HOME		0-1-0		0-1-0		4-0-0
3-14-0		0-0-0	0-6-0		AWAY		1-3-0		1-0-0		1-5-0
2-8-0		0-5-0	0-0-0		NEUTRAL		0-0-0		1-2-0		1-1-0
10-17-0		0-5-0	2-4-0		NON-CONFERENCE		1-2-0		1-3-0		6-3-0
6-2-0		0-0-0	2-1-0		HOME		0-0-0		0-1-0		4-0-0
3-7-0		0-0-0	0-0-0		AWAY		1-2-0		1-0-0		1-2-0
1-8-0		0-5-0	0-0-0		NEUTRAL		0-0-0		0-2-0		1-1-0
2-10-0		1-2-0	0-3-0		CONFERENCE		0-2-0		1-0-0		0-3-0
1-3-0		1-2-0	0-0-0		HOME		0-1-0		0-0-0		0-0-0
0-7-0		0-0-0	0-3-0		AWAY		0-1-0		0-0-0		0-3-0
1-0-0		0-0-0	0-0-0		NEUTRAL		0-0-0		1-0-0		0-0-0
RPI S	Opponent	Score	RPI S	Opponent	Score	RPI S	Opponent	Score	RPI S	Opponent	Score
22 N	UConn	1 6	37 A	Nebraska	2 6	51 A	Coastal Caro.	0 13	128 A	Notre Dame	3 2
22 N	UConn	3 9	37 A	Nebraska	2 5	51 A	Coastal Caro.	5 12	132 H	Central Mich.	6 8
22 N	UConn	4 17	37 A	Nebraska	1 4	60 A	Michigan	2 16	138 N	Ohio St.	7 1
22 N	UConn	6 10	40 H	Indiana St.	1 0	60 H	Michigan	3 6	145 N	Western Caro.	4 6
24 H	Indiana	5 3	40 H	Indiana St.	6 0	92 A	Arizona	9 5	150 N	Kent St.	2 12
24 H	Indiana	2 11	40 H	Indiana St.	1 2				160 A	Rutgers	3 6
24 H	Indiana	4 13	41 A	Arizona St.	2 13				160 A	Rutgers	0 8
25 N	NC State	0 5	41 A	Arizona St.	5 8				160 A	Rutgers	2 4
			41 A	Arizona St.	0 8				169 A	New Orleans	1 4
									169 A	New Orleans	4 6
									169 A	New Orleans	8 4
									174 N	Appalachian St.	6 9
									209 H	Toledo	4 2
									233 H	Western Mich.	3 2
									233 N	Western Mich.	5 2
									250 H	Oakland	12 2
									285 H	Eastern Mich.	5 3
LAST 10 GAMES											
	24 H	Indiana	5	3		209 H	Toledo	4	2		
	132 H	Central Mich.	6	8		250 H	Oakland	12	2		
	145 N	Western Caro.	4	6		24 H	Indiana	2	11		
	51 A	Coastal Caro.	5	12		24 H	Indiana	4	13		
	22 N	UConn	3	9		285 H	Eastern Mich.	5	3		

Non-Div. I Games:

Michigan St.

Average RPI Win: 150		WON-LOST RECORD		WINNING PCT. RANK		LAST 10 GAMES		STRENGTH OF SCHEDULE		OPP. STRENGTH OF SCHEDULE		TEAM RPI		ADJ RPI		CONF. RPI		ADJ CONF. RPI	
Average RPI Loss: 95		17-22-0		.4359 199		5-5-0		168		76		182		.4823 182		13		13	
DIV. I ONLY		13-14-0		.48148 153		1-0-0		121		29		146		.50142 146		11		11	
DIV. I NON-CONF.																			
TOTALS		RPI 1-25		RPI 26-50		W-L RECORDS		RPI 51-100		RPI 101-150		RPI 150+							
17-22-0		0-2-0		0-3-0		OVERALL		8-9-0		1-1-0		8-7-0							
13-7-0		0-1-0		0-0-0		HOME		7-6-0		0-0-0		6-0-0							
4-15-0		0-1-0		0-3-0		AWAY		1-3-0		1-1-0		2-7-0							
0-0-0		0-0-0		0-0-0		NEUTRAL		0-0-0		0-0-0		0-0-0							
13-14-0		0-2-0		0-0-0		NON-CONFERENCE		8-9-0		1-1-0		4-2-0							
10-7-0		0-1-0		0-0-0		HOME		7-6-0		0-0-0		3-0-0							
3-7-0		0-1-0		0-0-		AWAY		1-3-0		1-1-0		1-2-0							
0-0-0		0-0-0		0-0-0		NEUTRAL		0-0-0		0-0-0		0-0-0							
4-8-0		0-0-0		0-3-0		CONFERENCE		0-0-0		0-0-0		4-5-0							
3-0-0		0-0-0		0-0-0		HOME		0-0-0		0-0-0		3-0-0							
1-8-0		0-0-0		0-3-0		AWAY		0-0-0		0-0-0		1-5-0							
0-0-0		0-0-0		0-0-0		NEUTRAL		0-0-0		0-0-0		0-0-0							
RPI	S	Opponent		Score		RPI	S	Opponent		Score		RPI	S	Opponent		Score			
1	A	UCLA		1	10	35	A	UC Irvine		1	7	57	A	Pepperdine		5	9		
1	H	UCLA		3	4	35	A	UC Irvine		0	2	60	H	Michigan		1	2		
						35	A	UC Irvine		3	4	60	H	Michigan		5	2		
												60	H	Michigan		2	4		
												63	H	San Diego St.		5	11		
												66	H	Gonzaga		15	12		
												66	H	Gonzaga		7	4		
												66	H	Gonzaga		3	0		
												66	H	Gonzaga		8	10		
												69	A	Iowa		1	3		
												69	A	Iowa		4	5		
												69	A	Iowa		8	5		
												71	H	Kansas St.		5	6		
												71	H	Kansas St.		10	8		
												71	H	Kansas St.		4	2		
												71	H	Kansas St.		5	11		
												82	H	St. John's (NY)		11	9		

Non-Div. I Games:

CSUN

Average RPI Win:	138	WON-LOST RECORD	18-22-0	WINNING PCT. RANK	.45 188	LAST 10 GAMES	3-7-0	STRENGTH OF SCHEDULE	136	OPP. STRENGTH OF SCHEDULE	108	TEAM RPI	183	ADJ RPI	.48201 183	CONF. RPI	10	ADJ CONF. RPI	10				
Average RPI Loss:	102		11-11-0		.5 144		2-3-0		146		116		174		.48438 174		9		9				
<hr/>																							
TOTALS		RPI 1-25		RPI 26-50		W-L RECORDS		RPI 51-100		RPI 101-150		RPI 150+											
18-22-0		1-4-0		0-2-0		OVERALL		6-3-0		6-9-0		5-4-0											
12-12-0		1-1-0		0-2-0		HOME		3-3-0		3-3-0		5-3-0											
4-8-0		0-1-0		0-0-0		AWAY		1-0-0		3-6-0		0-1-0											
2-2-0		0-2-0		0-0-0		NEUTRAL		2-0-0		0-0-0		0-0-0											
11-11-0		1-4-0		0-2-0		NON-CONFERENCE		5-1-0		0-0-0		5-4-0											
8-7-0		1-1-0		0-2-0		HOME		2-1-0		0-0-0		5-3-0											
1-2-0		0-1-0		0-0-		AWAY		1-0-0		0-0-0		0-1-0											
2-2-0		0-2-0		0-0-0		NEUTRAL		2-0-0		0-0-0		0-0-0											
7-11-0		0-0-0		0-0-0		CONFERENCE		1-2-0		6-9-0		0-0-0											
4-5-0		0-0-0		0-0-0		HOME		1-2-0		3-3-0		0-0-0											
3-6-0		0-0-0		0-0-0		AWAY		0-0-0		3-6-0		0-0-0											
0-0-0		0-0-0		0-0-0		NEUTRAL		0-0-0		0-0-0		0-0-0											
RPI	S	Opponent		Score		RPI	S	Opponent		Score		RPI	S	Opponent		Score		RPI	S	Opponent		Score	
5	N	Oregon St.		5	6	39	H	Oklahoma		6	8	63	H	San Diego St.		2	4	107	A	UNLV		7	4
5	N	Oregon St.		0	5	39	H	Oklahoma		1	8	63	H	San Diego St.		3	19	107	A	UNLV		0	8
17	A	Texas Tech		4	6							63	H	San Diego St.		13	4	107	A	UNLV		3	2
17	H	Texas Tech		12	9							66	N	Gonzaga		6	4	109	A	Nevada		9	3
17	H	Texas Tech		6	15							81	N	Minnesota		11	1	109	A	Nevada		3	5
												90	H	Cal St. Fullerton		7	13	109	A	Nevada		4	6
												90	H	Cal St. Fullerton		6	4	109	H	Nevada		0	3
												90	H	Cal St. Fullerton		18	11	109	H	Nevada		6	4
												92	A	Arizona		5	4	109	H	Nevada		8	14
																		140	A	San Jose St.		2	4
																		140	A	San Jose St.		3	8
																		140	A	San Jose St.		1	5
																		140	H	San Jose St.		7	6
																		140	H	San Jose St.		14	2
																		140	H	San Jose St.		18	22
																		154	A	New Mexico St.		5	13
																		154	H	New Mexico St.		8	11
																		207	H	UC Riverside		10	9
																		207	H	UC Riverside		11	10
																		207	H	UC Riverside		10	18
																		289	H	Niagara		5	3
																		289	H	Niagara		13	3
																		289	H	Niagara		3	5
																		289	H	Niagara		7	4
LAST 10 GAMES					289	H	Niagara		5	3	154	H	New Mexico St.		8	11	289	H	Niagara		3	5	
					17	A	Texas Tech		4	6	109	H	Nevada		8	14							
					207	H	UC Riverside		10	9	109	H	Nevada		0	3							
					207	H	UC Riverside		11	10	109	H	Nevada		6	4							
					207	H	UC Riverside		10	18	140	A	San Jose St.		1	5							

Non-Div. I Games:

New Mexico

Average RPI Win:		228	WON-LOST RECORD		WINNING PCT. RANK		LAST 10 GAMES		STRENGTH OF SCHEDULE		OPP. STRENGTH OF SCHEDULE		TEAM RPI		ADJ RPI		CONF. RPI		ADJ CONF. RPI		
DIV. I ONLY			25-18-0		.5814	95	4-6-0		272		202		184		.48113		184	21		21	
DIV. I NON-CONF.			17-11-0		.60714	97	2-2-0		290		223		177		.48356		176	24		23	
TOTALS		RPI 1-25		RPI 26-50		W-L RECORDS		RPI 51-100		RPI 101-150		RPI 150+									
25-18-0		0-3-0		0-0-0		OVERALL		1-2-0		3-4-0		21-9-0									
14-4-0		0-0-0		0-0-0		HOME		0-0-0		0-0-0		14-4-0									
11-13-0		0-3-0		0-0-0		AWAY		1-2-0		3-4-0		7-4-0									
0-1-0		0-0-0		0-0-0		NEUTRAL		0-0-0		0-0-0		0-1-0									
17-11-0		0-3-0		0-0-0		NON-CONFERENCE		0-0-0		2-2-0		15-6-0									
8-1-0		0-0-0		0-0-0		HOME		0-0-0		0-0-0		8-1-0									
9-9-0		0-3-0		0-0-		AWAY		0-0-0		2-2-0		7-4-0									
0-1-0		0-0-0		0-0-0		NEUTRAL		0-0-0		0-0-0		0-1-0									
8-7-0		0-0-0		0-0-0		CONFERENCE		1-2-0		1-2-0		6-3-0									
6-3-0		0-0-0		0-0-0		HOME		0-0-0		0-0-0		6-3-0									
2-4-0		0-0-0		0-0-0		AWAY		1-2-0		1-2-0		0-0-0									
0-0-0		0-0-0		0-0-0		NEUTRAL		0-0-0		0-0-0		0-0-0									
RPI	S	Opponent		Score		RPI	S	Opponent		Score		RPI	S	Opponent		Score					
13	A	Texas A&M		0	4					73	A	VCU	0	3	106	A	North Florida	3	4		
13	A	Texas A&M		1	3					73	A	VCU	3	8	106	A	North Florida	8	5		
13	A	Texas A&M		6	19					73	A	VCU	11	1	106	A	North Florida	8	6		
															106	A	North Florida	4	7		
															112	A	Rhode Island	2	0		
															112	A	Rhode Island	8	9		
															112	A	Rhode Island	3	5		
															165	A	Fairfield	5	6		
															177	H	Columbia	3	2		
															192	H	Saint Louis	4	7		
															192	H	Saint Louis	3	1		
															192	H	Saint Louis	1	4		
															216	H	Hofstra	4	3		
															216	H	Hofstra	4	3		
															224	A	Sacred Heart	8	2		
															224	H	Sacred Heart	12	3		
															229	N	Cornell	0	1		
															230	H	Wagner	2	3		
															237	H	Saint Joseph's	6	0		
															237	H	Saint Joseph's	2	0		
															237	H	Saint Joseph's	4	3		
															249	H	Manhattan	9	0		
															253	A	Siena	0	12		
															253	H	Siena	5	4		
															261	A	Towson	6	1		
															261	A	Towson	0	8		
															270	H	Iona	5	1		
LAST 10 GAMES																					
				192	H	Saint Louis	3	1				106	A	North Florida	4	7					
				192	H	Saint Louis	4	7				296	A	UMES	4	1					
				237	H	Saint Joseph's	4	3				299	A	Saint Peter's	8	5					
				237	H	Saint Joseph's	2	0				291	A	Fairleigh Dickinson	22	10					
				112	A	Rhode Island	3	5				192	H	Saint Louis	1	4					

Non-Div. I Games:

Fordham

Fordham

Average RPI Win:		213	WON-LOST RECORD		WINNING PCT. RANK		LAST 10 GAMES		STRENGTH OF SCHEDULE		OPP. STRENGTH OF SCHEDULE		TEAM RPI		ADJ RPI		CONF. RPI		ADJ CONF. RPI	
DIV. I ONLY			22-18-0		.55 114		6-4-0		219		193		185		.48098 185		19		19	
DIV. I NON-CONF.			12-10-0		.54545 126		1-1-0		264		201		224		.45886 223		22		22	
TOTALS		RPI 1-25		RPI 26-50		W-L RECORDS		RPI 51-100		RPI 101-150		RPI 150+								
22-18-0		0-2-0		1-1-0		OVERALL		1-2-0		4-7-0		16-6-0								
13-9-0		0-1-0		1-0-0		HOME		1-2-0		2-2-0		9-4-0								
5-8-0		0-1-0		0-1-0		AWAY		0-0-0		2-5-0		3-1-0								
4-1-0		0-0-0		0-0-0		NEUTRAL		0-0-0		0-0-0		4-1-0								
12-10-0		0-2-0		1-1-0		NON-CONFERENCE		1-2-0		0-2-0		10-3-0								
7-6-0		0-1-0		1-0-0		HOME		1-2-0		0-1-0		5-2-0								
1-3-0		0-1-0		0-0-		AWAY		0-0-0		0-1-0		1-0-0								
4-1-0		0-0-0		0-0-0		NEUTRAL		0-0-0		0-0-0		4-1-0								
10-8-0		0-0-0		0-0-0		CONFERENCE		0-0-0		4-5-0		6-3-0								
6-3-0		0-0-0		0-0-0		HOME		0-0-0		2-1-0		4-2-0								
4-5-0		0-0-0		0-0-0		AWAY		0-0-0		2-4-0		2-1-0								
0-0-0		0-0-0		0-0-0		NEUTRAL		0-0-0		0-0-0		0-0-0								
RPI	S	Opponent		Score		RPI	S	Opponent		Score		RPI	S	Opponent		Score				
3	A	Louisville		1	5	46	A	Kentucky		3	7	59	H	Xavier		5	3			
3	H	Louisville		8	12	48	H	Evansville		2	0	64	H	Boston College		2	13			
												64	H	Boston College		4	6			
														102 A Morehead St.		4	15			
														102 A Morehead St.		5	7			
														102 A Morehead St.		2	7			
														111 A Cincinnati		2	5			
														127 A Eastern Ill.		7	3			
														127 A Eastern Ill.		9	10			
														127 A Eastern Ill.		4	3			
														134 H Miami (OH)		4	8			
														146 H Austin Peay		1	8			
														146 H Austin Peay		9	3			
														146 H Austin Peay		11	3			
														158 H Dayton		5	17			
														167 H Jacksonville St.		3	18			
														167 H Jacksonville St.		5	6			
														167 H Jacksonville St.		7	5			
														186 H Western Ky.		9	12			
														213 H UT Martin		8	5			
														213 H UT Martin		21	6			
														213 H UT Martin		14	4			
														227 A SIUE		2	5			
														227 A SIUE		12	9			
														227 A SIUE		9	1			
														250 H Oakland		11	6			
														250 H Oakland		2	1			
														250 H Oakland		16	10			
														255 N Grambling		4	7			
														269 N Florida A&M		11	2			
LAST 10 GAMES																				
						127	A	Eastern Ill.		9	10	296	H	UMES		16	1			
						127	A	Eastern Ill.		7	3	3	A	Louisville		1	5			
						146	H	Austin Peay		11	3	111	A	Cincinnati		2	5			
						146	H	Austin Peay		9	3	167	H	Jacksonville St.		7	5			
						64	H	Boston College		2	13	167	H	Jacksonville St.		5	6			

Non-Div. I Games: Kentucky St. 9 3

Eastern Ky.

RPI	S	Opponent	Score	
277	A	Northern Ky.	17	2
292	N	Prairie View	11	1
296	H	UMES	5	1
296	H	UMES	16	1
296	N	UMES	6	4
296	N	UMES	27	8

Eastern Ky.

E  
a  
s  
t  
e  
r  
n  
K  
y  
.

E  
a  
s  
t  
e  
r  
n  
K  
y  
.

[illegible]

**Non-Div. I Games:**

Western Ky.



RPI	S	Opponent	Score	
203	H	Charlotte	8	5
203	H	Charlotte	8	4
277	H	Northern Ky.	5	4
277	H	Northern Ky.	19	2
277	H	Northern Ky.	9	6

Western Ky.

W  
e  
s  
t  
e  
r  
n  
K  
y  
.

W  
e  
s  
t  
e  
r  
n  
K  
y  
.

Average RPI Win:	182	WON-LOST RECORD	WINNING PCT. RANK	LAST 10 GAMES	STRENGTH OF SCHEDULE	OPP. STRENGTH OF SCHEDULE	TEAM RPI	ADJ RPI	CONF. RPI	ADJ CONF. RPI					
DIV. I ONLY		15-25-0	.375	230	5-5-0	140	138	187	.48066	187	7	7			
DIV. I NON-CONF.		9-16-0	.36	215	3-0-0	182	205	209	.46538	209	7	7			
<hr/>															
TOTALS	RPI 1-25	RPI 26-50		W-L RECORDS		RPI 51-100		RPI 101-150		RPI 150+					
15-25-0	0-1-0	1-8-0		OVERALL		3-6-0		0-2-0		11-8-0					
8-4-0	0-0-0	0-1-0		HOME		1-2-0		0-1-0		7-0-0					
5-20-0	0-1-0	1-7-0		AWAY		2-4-0		0-1-0		2-7-0					
2-1-0	0-0-0	0-0-0		NEUTRAL		0-0-0		0-0-0		2-1-0					
9-16-0	0-0-0	1-5-0		NON-CONFERENCE		0-3-0		0-2-0		8-6-0					
5-2-0	0-0-0	0-1-0		HOME		0-0-0		0-1-0		5-0-0					
2-13-0	0-0-0	1-0-		AWAY		0-3-0		0-1-0		1-5-0					
2-1-0	0-0-0	0-0-0		NEUTRAL		0-0-0		0-0-0		2-1-0					
6-9-0	0-1-0	0-3-0		CONFERENCE		3-3-0		0-0-0		3-2-0					
3-2-0	0-0-0	0-0-0		HOME		1-2-0		0-0-0		2-0-0					
3-7-0	0-1-0	0-3-0		AWAY		2-1-0		0-0-0		1-2-0					
0-0-0	0-0-0	0-0-0		NEUTRAL		0-0-0		0-0-0		0-0-0					
RPI	S	Opponent	Score	RPI	S	Opponent	Score	RPI	S	Opponent	Score				
24	A	Indiana	6 7	37	A	Nebraska	5 9	53	A	Southern Miss.	7 16	131	A	Ball St.	0 6
				37	A	Nebraska	4 13	53	A	Southern Miss.	6 7	133	H	Milwaukee	1 6
				37	A	Nebraska	0 17	53	A	Southern Miss.	2 4	160	A	Rutgers	6 2
				40	A	Indiana St.	3 4	69	H	Iowa	3 6	160	A	Rutgers	0 2
				40	H	Indiana St.	3 4	69	H	Iowa	4 10	160	A	Rutgers	1 6
				42	A	Texas	0 3	69	H	Iowa	9 5	164	H	Penn St.	2 1
				42	A	Texas	6 13	94	A	Northwestern	9 7	164	H	Penn St.	1 0
				42	A	Texas	2 7	94	A	Northwestern	5 2	167	A	Jacksonville St.	0 3
				42	A	Texas	4 0	94	A	Northwestern	1 2	167	A	Jacksonville St.	9 5
												167	A	Jacksonville St.	0 4
												204	A	Oral Roberts	4 10
												204	A	Oral Roberts	1 5
												204	A	Oral Roberts	2 3
												222	N	NJIT	3 2
												222	N	NJIT	9 8
												222	N	NJIT	3 9
												240	H	Valparaiso	5 1
												243	H	Butler	5 3
												273	H	Chicago St.	10 1
												274	H	Bowling Green	9 2
												298	H	Purdue Fort Wayne	11 2
				LAST 10 GAMES											
				69	H	Iowa	9 5	222	N	NJIT	3 9				
				69	H	Iowa	3 6	204	A	Oral Roberts	1 5				
				164	H	Penn St.	2 1	42	A	Texas	4 0				
				222	N	NJIT	3 2	298	H	Purdue Fort Wayne	11 2				
				222	N	NJIT	9 8	273	H	Chicago St.	10 1				

Non-Div. I Games:

Purdue

Average RPI Win: 191		WON-LOST RECORD		WINNING PCT. RANK		LAST 10 GAMES		STRENGTH OF SCHEDULE		OPP. STRENGTH OF SCHEDULE		TEAM RPI		ADJ RPI		CONF. RPI		ADJ CONF. RPI	
DIV. I ONLY		20-20-0		.5 148		6-4-0		183		182		188		.47924 188		19		19	
DIV. I NON-CONF.		6-13-0		.31579 234		1-2-0		204		204		264		.42717 264		22		22	
TOTALS		RPI 1-25		RPI 26-50		W-L RECORDS		RPI 51-100		RPI 101-150		RPI 150+							
20-20-0		0-2-0		0-3-0		OVERALL		0-0-0		5-4-0		15-11-0							
13-12-0		0-0-0		0-3-0		HOME		0-0-0		4-2-0		9-7-0							
7-7-0		0-1-0		0-0-0		AWAY		0-0-0		1-2-0		6-4-0							
0-1-0		0-1-0		0-0-0		NEUTRAL		0-0-0		0-0-0		0-0-0							
6-13-0		0-2-0		0-3-0		NON-CONFERENCE		0-0-0		0-0-0		6-8-0							
4-9-0		0-0-0		0-3-0		HOME		0-0-0		0-0-0		4-6-0							
2-3-0		0-1-0		0-0-		AWAY		0-0-0		0-0-0		2-2-0							
0-1-0		0-1-0		0-0-0		NEUTRAL		0-0-0		0-0-0		0-0-0							
14-7-0		0-0-0		0-0-0		CONFERENCE		0-0-0		5-4-0		9-3-0							
9-3-0		0-0-0		0-0-0		HOME		0-0-0		4-2-0		5-1-0							
5-4-0		0-0-0		0-0-0		AWAY		0-0-0		1-2-0		4-2-0							
0-0-0		0-0-0		0-0-0		NEUTRAL		0-0-0		0-0-0		0-0-0							
RPI	S	Opponent		Score		RPI	S	Opponent		Score		RPI	S	Opponent		Score			
2	N	Vanderbilt		0	3	30	H	Illinois St.		11	27	102	H	Morehead St.		3	4		
6	A	Tennessee		2	6	30	H	Illinois St.		6	10	102	H	Morehead St.		2	0		
						30	H	Illinois St.		3	14	102	H	Morehead St.		4	3		
												127	H	Eastern Ill.		5	1		
												127	H	Eastern Ill.		9	7		
												127	H	Eastern Ill.		6	9		
												146	A	Austin Peay		2	14		
												146	A	Austin Peay		3	11		
												146	A	Austin Peay		11	3		
												167	A	Jacksonville St.		4	9		
												167	A	Jacksonville St.		0	9		
												167	A	Jacksonville St.		7	1		
												178	A	Southern Ill.		4	10		
												178	H	Southern Ill.		9	13		
												186	A	Western Ky.		7	8		
												186	H	Western Ky.		7	12		
												190	A	Lipscomb		10	1		
												190	H	Lipscomb		3	18		
												191	H	Murray St.		13	11		
												191	H	Murray St.		4	3		
												191	H	Murray St.		9	6		
												199	A	Middle Tenn.		5	4		
												209	H	Toledo		7	10		
												209	H	Toledo		5	2		
												213	A	UT Martin		6	5		
												213	A	UT Martin		5	2		
												213	A	UT Martin		11	1		
LAST 10 GAMES																			
				167	A	Jacksonville St.	7	1	274	H	Bowling Green	0	1	209	H	Toledo	7	10	
				127	H	Eastern Ill.	5	1	274	H	Bowling Green	12	3	209	H	Toledo	5	2	
				127	H	Eastern Ill.	9	7	209	H	Toledo	5	2	213	A	UT Martin	6	5	
				102	H	Morehead St.	3	4	190	A	Lipscomb	10	1	213	A	UT Martin	5	2	
				102	H	Morehead St.	2	0	191	H	Murray St.	4	3	213	A	UT Martin	11	1	

Non-Div. I Games:

Belmont

RPI	S	Opponent	Score	
227	H	SIUE	1	3
227	H	SIUE	10	7
227	H	SIUE	5	3
233	H	Western Mich.	2	1
272	H	Northern Ill.	5	7
274	H	Bowling Green	12	3
274	H	Bowling Green	0	1
274	H	Bowling Green	5	2

Average RPI Win:		224	WON-LOST RECORD		WINNING PCT. RANK		LAST 10 GAMES		STRENGTH OF SCHEDULE		OPP. STRENGTH OF SCHEDULE		TEAM RPI		ADJ RPI		CONF. RPI		ADJ CONF. RPI				
DIV. I ONLY			21-20-0		.5122 140		7-3-0		201		171		189		.47858 189		16		16				
DIV. I NON-CONF.			13-13-0		.5 144		2-1-0		178		223		196		.47444 196		18		18				
TOTALS		RPI 1-25		RPI 26-50		W-L RECORDS		RPI 51-100		RPI 101-150		RPI 150+											
21-20-0		0-1-0		2-4-0		OVERALL		1-7-0		1-2-0		17-6-0											
13-12-0		0-1-0		2-4-0		HOME		1-3-0		1-2-0		9-2-0											
8-8-0		0-0-0		0-0-0		AWAY		0-4-0		0-0-0		8-4-0											
0-0-0		0-0-0		0-0-0		NEUTRAL		0-0-0		0-0-0		0-0-0											
13-13-0		0-1-0		2-4-0		NON-CONFERENCE		0-5-0		0-0-0		11-3-0											
11-8-0		0-1-0		2-4-0		HOME		0-1-0		0-0-0		9-2-0											
2-5-0		0-0-0		0-0-		AWAY		0-4-0		0-0-0		2-1-0											
0-0-0		0-0-0		0-0-0		NEUTRAL		0-0-0		0-0-0		0-0-0											
8-7-0		0-0-0		0-0-0		CONFERENCE		1-2-0		1-2-0		6-3-0											
2-4-0		0-0-0		0-0-0		HOME		1-2-0		1-2-0		0-0-0											
6-3-0		0-0-0		0-0-0		AWAY		0-0-0		0-0-0		6-3-0											
0-0-0		0-0-0		0-0-0		NEUTRAL		0-0-0		0-0-0		0-0-0											
RPI	S	Opponent		Score		RPI	S	Opponent		Score		RPI	S	Opponent		Score							
10	H	Georgia Tech		8	14	40	H	Indiana St.		4	9	56	A	Florida St.		5	9	145	H	Western Caro.	6	2	
						40	H	Indiana St.		7	12	56	A	Florida St.		1	12	145	H	Western Caro.	7	11	
						40	H	Indiana St.		3	7	56	A	Florida St.		1	5	145	H	Western Caro.	3	4	
						48	H	Evansville		7	6	58	A	Ga. Southern		3	13	159	A	Wofford	4	1	
						48	H	Evansville		5	4	58	H	Ga. Southern		3	7	159	A	Wofford	2	11	
						48	H	Evansville		2	7	91	H	UNC Greensboro		4	9	159	A	Wofford	1	4	
												91	H	UNC Greensboro		8	1	197	H	Binghamton	10	3	
												91	H	UNC Greensboro		3	5	197	H	Binghamton	4	6	
																		197	H	Binghamton	7	10	
																		210	H	Kennesaw St.	7	0	
																		232	A	Georgia St.	2	4	
																		232	H	Georgia St.	14	11	
																		260	A	VMI	2	1	
																		260	A	VMI	3	0	
																		260	A	VMI	15	6	
																		269	A	Florida A&M	7	6	
																		269	A	Florida A&M	10	7	
																		269	H	Florida A&M	16	3	
																		269	H	Florida A&M	5	1	
																		276	A	The Citadel	10	3	
																		276	A	The Citadel	5	8	
																		276	A	The Citadel	10	0	
																		287	H	Savannah St.	8	1	
																		295	H	Alabama A&M	10	1	
																		295	H	Alabama A&M	21	0	
																		295	H	Alabama A&M	8	7	
LAST 10 GAMES																							
						260	A	VMI		3	0	269	A	Florida A&M		10	7	287	A	The Citadel	10	0	
						260	A	VMI		2	1	260	A	VMI		15	6	287	H	Savannah St.	8	1	
						145	H	Western Caro.		6	2	210	H	Kennesaw St.		7	0	295	H	Alabama A&M	10	1	
						145	H	Western Caro.		7	11	145	H	Western Caro.		3	4	295	H	Alabama A&M	21	0	
						40	H	Indiana St.		3	7	232	A	Georgia St.		2	4	295	H	Alabama A&M	8	7	

Non-Div. I Games:

Mercer

Average RPI Win:		206	WON-LOST RECORD		WINNING PCT. RANK		LAST 10 GAMES		STRENGTH OF SCHEDULE		OPP. STRENGTH OF SCHEDULE		TEAM RPI		ADJ RPI		CONF. RPI		ADJ CONF. RPI			
Average RPI Loss:		119																				
DIV. I ONLY			21-19-0		.525 130		6-4-0		230		130		190		.47855 190		15		15			
DIV. I NON-CONF.			16-12-0		.57143 112		4-3-0		259		95		199		.47317 199		17		17			
TOTALS		RPI 1-25		RPI 26-50		W-L RECORDS		RPI 51-100		RPI 101-150		RPI 150+										
21-19-0		0-2-0		0-1-0		OVERALL		0-3-0		3-9-0		18-4-0										
16-7-0		0-0-0		0-1-0		HOME		0-3-0		2-0-0		14-3-0										
5-11-0		0-1-0		0-0-0		AWAY		0-0-0		1-9-0		4-1-0										
0-1-0		0-1-0		0-0-0		NEUTRAL		0-0-0		0-0-0		0-0-0										
16-12-0		0-2-0		0-1-0		NON-CONFERENCE		0-3-0		3-3-0		13-3-0										
13-7-0		0-0-0		0-1-0		HOME		0-3-0		2-0-0		11-3-0										
3-4-0		0-1-0		0-0-		AWAY		0-0-0		1-3-0		2-0-0										
0-1-0		0-1-0		0-0-0		NEUTRAL		0-0-0		0-0-0		0-0-0										
5-7-0		0-0-0		0-0-0		CONFERENCE		0-0-0		0-6-0		5-1-0										
3-0-0		0-0-0		0-0-0		HOME		0-0-0		0-0-0		3-0-0										
2-7-0		0-0-0		0-0-0		AWAY		0-0-0		0-6-0		2-1-0										
0-0-0		0-0-0		0-0-0		NEUTRAL		0-0-0		0-0-0		0-0-0										
RPI	S	Opponent		Score		RPI	S	Opponent		Score		RPI	S	Opponent		Score						
2	N	Vanderbilt		1	15	46	H	Kentucky		2	6	59	H	Xavier		6	7	117	A	Jacksonville	2	3
6	A	Tennessee		2	11							59	H	Xavier		2	4	117	A	Jacksonville	4	5
												59	H	Xavier		1	10	117	A	Jacksonville	5	6
														122 H Memphis		3	2					
														126 A FGCU		9	10					
														126 A FGCU		3	5					
														126 A FGCU		2	6					
														138 A Ohio St.		6	7					
														138 A Ohio St.		9	3					
														138 A Ohio St.		3	14					
														146 A Austin Peay		11	12					
														146 H Austin Peay		9	8					
														186 H Western Ky.		3	1					
														188 A Belmont		18	3					
														188 H Belmont		1	10					
														199 A Middle Tenn.		8	6					
														199 H Middle Tenn.		12	10					
														202 H Hartford		7	0					
														202 H Hartford		9	8					
														209 H Toledo		12	6					
														210 H Kennesaw St.		6	3					
														210 H Kennesaw St.		4	3					
														210 H Kennesaw St.		13	2					
														222 A NJIT		1	5					
														222 A NJIT		7	4					
														222 A NJIT		10	5					
														233 H Western Mich.		13	5					
														188 H Belmont		1	10					
														222 A NJIT		10	5					
														199 H Middle Tenn.		12	10					
														241 H Texas Southern		11	1					
														233 H Western Mich.		13	5					
														59 H Xavier		2	4					

Non-Div. I Games:

Lipscomb

RPI	S	Opponent	Score	
233	H	Western Mich.	5	17
240	H	Valparaiso	6	8
240	H	Valparaiso	6	0
241	H	Texas Southern	11	5
241	H	Texas Southern	17	2
241	H	Texas Southern	11	1
256	H	Tennessee Tech	4	1

Lipscomb

L  
i  
p  
s  
c  
o  
m  
b

L  
i  
p  
s  
c  
o  
m  
b

Average RPI Win:	171	WON-LOST RECORD	WINNING PCT. RANK	LAST 10 GAMES	STRENGTH OF SCHEDULE	OPP. STRENGTH OF SCHEDULE	TEAM RPI	ADJ RPI	CONF. RPI	ADJ CONF. RPI		
DIV. I ONLY		15-21-0	.41667	217	4-6-0	112	198	192	.47757	191	19	19
DIV. I NON-CONF.		4-13-0	.23529	266	1-1-0	58	148	230	.45491	229	22	22
<hr/>												
TOTALS	RPI 1-25	RPI 26-50		W-L RECORDS		RPI 51-100		RPI 101-150		RPI 150+		
15-21-0	0-0-0	1-5-0		OVERALL		0-0-0		7-5-0		7-11-0		
11-10-0	0-0-0	1-3-0		HOME		0-0-0		5-5-0		5-2-0		
4-11-0	0-0-0	0-2-0		AWAY		0-0-0		2-0-0		2-9-0		
0-0-0	0-0-0	0-0-0		NEUTRAL		0-0-0		0-0-0		0-0-0		
<hr/>												
4-13-0	0-0-0	1-5-0		NON-CONFERENCE		0-0-0		2-3-0		1-5-0		
3-6-0	0-0-0	1-3-0		HOME		0-0-0		1-3-0		1-0-0		
1-7-0	0-0-0	0-0-		AWAY		0-0-0		1-0-0		0-5-0		
0-0-0	0-0-0	0-0-0		NEUTRAL		0-0-0		0-0-0		0-0-0		
<hr/>												
11-8-0	0-0-0	0-0-0		CONFERENCE		0-0-0		5-2-0		6-6-0		
8-4-0	0-0-0	0-0-0		HOME		0-0-0		4-2-0		4-2-0		
3-4-0	0-0-0	0-0-0		AWAY		0-0-0		1-0-0		2-4-0		
0-0-0	0-0-0	0-0-0		NEUTRAL		0-0-0		0-0-0		0-0-0		
<hr/>												
RPI	S	Opponent	Score	RPI	S	Opponent	Score	RPI	S	Opponent	Score	
				26	A	Missouri	1 2					
				26	A	Missouri	1 13					
				30	H	Illinois St.	3 4					
				30	H	Illinois St.	5 9					
				30	H	Illinois St.	5 4					
				48	H	Evansville	12 16					

Non-Div. I Games: Kentucky St. 12 8

Murray St.





Average RPI Win:		202	WON-LOST		WINNING	LAST 10		STRENGTH OF		OPP. STRENGTH	TEAM	ADJ	CONF.	ADJ CONF.
Average RPI Loss:		141	RECORD		PCT. RANK	GAMES		SCHEDULE		OF SCHEDULE	RPI	RPI	RPI	RPI
DIV. I ONLY			17-21-0		.44737	192		138		243	191	.47644	192	21
DIV. I NON-CONF.			11-15-0		.42308	185		93		254	176	.48236	180	24
TOTALS		RPI 1-25	RPI 26-50		W-L RECORDS		RPI 51-100		RPI 101-150		RPI 150+			
17-21-0		1-3-0	0-1-0		OVERALL		1-4-0		3-4-0		12-9-0			
8-8-0		1-3-0	0-0-0		HOME		0-2-0		0-0-0		7-3-0			
4-9-0		0-0-0	0-1-0		AWAY		1-2-0		1-2-0		2-4-0			
5-4-0		0-0-0	0-0-0		NEUTRAL		0-0-0		2-2-0		3-2-0			
11-15-0		1-3-0	0-1-0		NON-CONFERENCE		1-4-0		2-2-0		7-5-0			
5-5-0		1-3-0	0-0-0		HOME		0-2-0		0-0-0		4-0-0			
1-6-0		0-0-0	0-0-		AWAY		1-2-0		0-0-0		0-3-0			
5-4-0		0-0-0	0-0-0		NEUTRAL		0-0-0		2-2-0		3-2-0			
6-6-0		0-0-0	0-0-0		CONFERENCE		0-0-0		1-2-0		5-4-0			
3-3-0		0-0-0	0-0-0		HOME		0-0-0		0-0-0		3-3-0			
3-3-0		0-0-0	0-0-0		AWAY		0-0-0		1-2-0		2-1-0			
0-0-0		0-0-0	0-0-0		NEUTRAL		0-0-0		0-0-0		0-0-0			
RPI	S	Opponent	Score		RPI	S	Opponent	Score		RPI	S	Opponent	Score	
15	H	Creighton	11	12	26	A	Missouri	3	4	68	A	LMU (CA)	1	3
15	H	Creighton	4	9						68	A	LMU (CA)	5	7
23	H	Illinois	1	4						68	A	LMU (CA)	7	1
23	H	Illinois	8	3						82	H	St. John's (NY)	2	6
										82	H	St. John's (NY)	3	16
										134	N	Miami (OH)	9	1
										134	N	Miami (OH)	2	3
										134	N	Miami (OH)	7	9
										134	N	Miami (OH)	10	3
										144	A	Massachusetts	8	17
										144	A	Massachusetts	9	4
										144	A	Massachusetts	6	7
										158	H	Dayton	2	4
										158	H	Dayton	4	3
										158	H	Dayton	2	3
										184	A	Fordham	7	4
										184	A	Fordham	1	3
										184	A	Fordham	4	1
										224	N	Sacred Heart	9	7
										225	A	Stetson	2	3
										227	A	SIUE	0	2
										259	N	Western Ill.	0	3
										259	N	Western Ill.	4	5
										259	N	Western Ill.	8	2
										268	N	Georgetown	7	6
										271	A	Southeast Mo. St.	4	8
										271	H	Southeast Mo. St.	15	6
										273	H	Chicago St.	8	3
										273	H	Chicago St.	7	5
										273	H	Chicago St.	7	3
										279	H	St. Bonaventure	5	0
										279	H	St. Bonaventure	4	1
LAST 10 GAMES					271	A	Southeast Mo. St.	4	8	259	N	Western Ill.	0	3
					184	A	Fordham	1	3	134	N	Miami (OH)	10	3
					184	A	Fordham	7	4	184	A	Fordham	4	1
					279	H	St. Bonaventure	4	1	279	H	St. Bonaventure	5	8
					279	H	St. Bonaventure	5	0	271	H	Southeast Mo. St.	15	6

Non-Div. I Games: Rockhurst

4 5

Saint Louis

Saint Louis

South Dakota

South Dakota St.

RPI	S	Opponent	Score	
259	H	Western Ill.	11	9
298	A	Purdue Fort Wayne	12	2
298	A	Purdue Fort Wayne	8	0
298	A	Purdue Fort Wayne	5	4

South Dakota St.

S  
o  
u  
t  
h  
D  
a  
k  
o  
t  
a  
S  
t  
.

S  
o  
u  
t  
h  
D  
a  
k  
o  
t  
a  
S  
t  
.

[illegible]

**Non-Div. I Games:**

Holy Cross

Holy Cross

Average RPI Win:	240	WON-LOST	WINNING	LAST 10	STRENGTH OF	OPP. STRENGTH	TEAM	ADJ	CONF.	ADJ CONF.	
Average RPI Loss:	158	RECORD	PCT. RANK	GAMES	SCHEDULE	OF SCHEDULE	RPI	RPI	RPI	RPI	
DIV. I ONLY	14-25-0	.35897	241	3-7-0	150	257	195	.47341	195	25	25
DIV. I NON-CONF.	6-16-0	.27273	250	1-2-0	130	231	201	.4726	201	26	26
<hr/>											
TOTALS	RPI 1-25	RPI 26-50		W-L RECORDS		RPI 51-100		RPI 101-150		RPI 150+	
14-25-0	0-0-0	0-0-0		OVERALL		0-6-0		1-2-0		13-17-0	
3-5-0	0-0-0	0-0-0		HOME		0-0-0		0-0-0		3-5-0	
10-19-0	0-0-0	0-0-0		AWAY		0-6-0		1-2-0		9-11-0	
1-1-0	0-0-0	0-0-0		NEUTRAL		0-0-0		0-0-0		1-1-0	
<hr/>											
6-16-0	0-0-0	0-0-0		NON-CONFERENCE		0-6-0		1-2-0		5-8-0	
0-1-0	0-0-0	0-0-0		HOME		0-0-0		0-0-0		0-1-0	
5-14-0	0-0-0	0-0-		AWAY		0-6-0		1-2-0		4-6-0	
1-1-0	0-0-0	0-0-0		NEUTRAL		0-0-0		0-0-0		1-1-0	
<hr/>											
8-9-0	0-0-0	0-0-0		CONFERENCE		0-0-0		0-0-0		8-9-0	
3-4-0	0-0-0	0-0-0		HOME		0-0-0		0-0-0		3-4-0	
5-5-0	0-0-0	0-0-0		AWAY		0-0-0		0-0-0		5-5-0	
0-0-0	0-0-0	0-0-0		NEUTRAL		0-0-0		0-0-0		0-0-0	
<hr/>											
RPI S	Opponent	Score	RPI S	Opponent	Score	RPI S	Opponent	Score	RPI S	Opponent	Score
						73 A	VCU	6 7	148 A	James Madison	9 6
						73 A	VCU	3 6	148 A	James Madison	4 14
						73 A	VCU	3 7	148 A	James Madison	3 5
						89 A	Elon	0 8	159 A	Wofford	1 12
						89 A	Elon	1 9	159 A	Wofford	6 7
						89 A	Elon	1 5	159 A	Wofford	3 13
									160 H	Rutgers	3 9
									162 H	Navy	9 11
									162 H	Navy	1 10
									162 H	Navy	13 24
									164 A	Penn St.	2 3
									175 A	Army West Point	2 10
									175 A	Army West Point	6 3
									175 A	Army West Point	2 4
									176 N	Penn	3 19
									194 A	Holy Cross	9 6
									194 A	Holy Cross	5 10
									194 A	Holy Cross	1 5
									231 A	USC Upstate	0 5
									234 N	Delaware	7 5
									237 A	Saint Joseph's	3 1
									247 A	Lehigh	9 16
									247 A	Lehigh	10 9
									247 A	Lehigh	4 1
									247 A	Lehigh	14 2
									247 H	Lehigh	1 12
									251 A	N.C. Central	2 1
<hr/>											
			LAST 10 GAMES								
			194 A	Holy Cross	9 6	247 A	Lehigh	10 9	247 A	Lehigh	10 9
			286 A	Villanova	8 6	175 A	Army West Point	2 10	247 A	Lehigh	4 1
			148 A	James Madison	9 6	162 H	Navy	13 24	247 A	Lehigh	14 2
			148 A	James Madison	4 14	247 A	Lehigh	9 16	247 H	Lehigh	1 12
			282 H	Bucknell	6 5	194 A	Holy Cross	5 10	251 A	N.C. Central	2 1

Non-Div. I Games:

Lafayette



RPI	S	Opponent	Score	
251	A	N.C. Central	16	10
251	A	N.C. Central	1	9
282	H	Bucknell	10	5
282	H	Bucknell	11	3
282	H	Bucknell	6	5
286	A	Villanova	8	6

Lafayette

L  
a  
f  
a  
y  
e  
t  
t  
e

L  
a  
f  
a  
y  
e  
t  
t  
e

Average RPI Win:	254	WON-LOST RECORD	WINNING PCT. RANK	LAST 10 GAMES	STRENGTH OF SCHEDULE	OPP. STRENGTH OF SCHEDULE	TEAM RPI	ADJ RPI	CONF. RPI	ADJ CONF. RPI	
DIV. I ONLY		24-11-1	.68056 37	5-5-0	299	206	196	.47328 196	27	27	
DIV. I NON-CONF.		8-9-1	.47222 160	0-3-0	299	74	253	.43424 253	29	29	
<hr/>											
TOTALS	RPI 1-25	RPI 26-50		W-L RECORDS		RPI 51-100		RPI 101-150		RPI 150+	
24-11-1	0-0-0	0-1-0		OVERALL		1-5-0		0-0-0		23-5-1	
9-2-0	0-0-0	0-1-0		HOME		0-1-0		0-0-0		9-0-0	
15-9-1	0-0-0	0-0-0		AWAY		1-4-0		0-0-0		14-5-1	
0-0-0	0-0-0	0-0-0		NEUTRAL		0-0-0		0-0-0		0-0-0	
<hr/>											
8-9-1	0-0-0	0-1-0		NON-CONFERENCE		1-5-0		0-0-0		7-3-1	
0-2-0	0-0-0	0-1-0		HOME		0-1-0		0-0-0		0-0-0	
8-7-1	0-0-0	0-0-		AWAY		1-4-0		0-0-0		7-3-1	
0-0-0	0-0-0	0-0-0		NEUTRAL		0-0-0		0-0-0		0-0-0	
<hr/>											
16-2-0	0-0-0	0-0-0		CONFERENCE		0-0-0		0-0-0		16-2-0	
9-0-0	0-0-0	0-0-0		HOME		0-0-0		0-0-0		9-0-0	
7-2-0	0-0-0	0-0-0		AWAY		0-0-0		0-0-0		7-2-0	
0-0-0	0-0-0	0-0-0		NEUTRAL		0-0-0		0-0-0		0-0-0	
<hr/>											
RPI S	Opponent	Score	RPI S	Opponent	Score	RPI S	Opponent	Score	RPI S	Opponent	Score
			37 H	Nebraska	5 8	71 A	Kansas St.	2 7	193 A	South Dakota St.	11 7
						71 H	Kansas St.	2 9	193 A	South Dakota St.	9 4
						87 A	Wichita St.	2 12	193 A	South Dakota St.	12 10
						93 A	Southern California	0 11	204 A	Oral Roberts	7 10
						93 A	Southern California	5 6	204 A	Oral Roberts	7 8
						93 A	Southern California	12 9	204 A	Oral Roberts	4 2
									242 H	North Dakota St.	3 0
									242 H	North Dakota St.	7 6
									242 H	North Dakota St.	4 1
									257 A	Seattle U	6 8
									257 A	Seattle U	10 8
									257 A	Seattle U	3 2
									257 A	Seattle U	0 12
									259 H	Western Ill.	4 3
									259 H	Western Ill.	15 5
									259 H	Western Ill.	8 2
									280 A	Santa Clara	2 0
									280 A	Santa Clara	7 4
									280 A	Santa Clara	2 0
									280 A	Santa Clara	4 2
									287 A	Savannah St.	2 0
									287 A	Savannah St.	4 5
									287 A	Savannah St.	3 3
									298 A	Purdue Fort Wayne	4 2
									298 A	Purdue Fort Wayne	5 0
									298 A	Purdue Fort Wayne	13 2
									298 H	Purdue Fort Wayne	26 0
LAST 10 GAMES			298 A	Purdue Fort Wayne	13 2	259 H	Western Ill.	15 5	287 A	Savannah St.	3 3
			204 A	Oral Roberts	7 8	259 H	Western Ill.	4 3	298 A	Purdue Fort Wayne	4 2
			204 A	Oral Roberts	4 2	280 A	Santa Clara	7 4	298 A	Purdue Fort Wayne	5 0
			193 A	South Dakota St.	11 7	257 A	Seattle U	10 8	298 A	Purdue Fort Wayne	13 2
			193 A	South Dakota St.	9 4	257 A	Seattle U	3 2	298 H	Purdue Fort Wayne	26 0

Non-Div. I Games:

Omaha

RPI	S	Opponent	Score	
298	H	Purdue Fort Wayne	6	1
298	H	Purdue Fort Wayne	11	4

Omaha

O  
m  
a  
h  
a

O  
m  
a  
h  
a

Average RPI Win: 225		WON-LOST	WINNING	LAST 10	STRENGTH OF		OPP. STRENGTH	TEAM	ADJ	CONF.	ADJ CONF.
Average RPI Loss: 162		RECORD	PCT. RANK	GAMES	SCHEDULE		OF SCHEDULE	RPI	RPI	RPI	RPI
DIV. I ONLY		15-17-0	.46875	177	5-5-0		247	233	197	.47308	197
DIV. I NON-CONF.		10-11-0	.47619	157	3-1-0		214	247	158	.49473	158
TOTALS		RPI 1-25	RPI 26-50		W-L RECORDS		RPI 51-100		RPI 101-150		RPI 150+
15-17-0	0-0-0	0-0-0		OVERALL		0-3-0		1-5-0		14-9-0	
4-4-0	0-0-0	0-0-0		HOME		0-0-0		1-3-0		3-1-0	
11-10-0	0-0-0	0-0-0		AWAY		0-0-0		0-2-0		11-8-0	
0-3-0	0-0-0	0-0-0		NEUTRAL		0-3-0		0-0-0		0-0-0	
10-11-0	0-0-0	0-0-0		NON-CONFERENCE		0-3-0		0-3-0		10-5-0	
2-1-0	0-0-0	0-0-0		HOME		0-0-0		0-1-0		2-0-0	
8-7-0	0-0-0	0-0-		AWAY		0-0-0		0-2-0		8-5-0	
0-3-0	0-0-0	0-0-0		NEUTRAL		0-3-0		0-0-0		0-0-0	
5-6-0	0-0-0	0-0-0		CONFERENCE		0-0-0		1-2-0		4-4-0	
2-3-0	0-0-0	0-0-0		HOME		0-0-0		1-2-0		1-1-0	
3-3-0	0-0-0	0-0-0		AWAY		0-0-0		0-0-0		3-3-0	
0-0-0	0-0-0	0-0-0		NEUTRAL		0-0-0		0-0-0		0-0-0	
RPI S	Opponent	Score	RPI S	Opponent	Score	RPI S	Opponent	Score	RPI S	Opponent	Score
						60 N	Michigan	0 10	101 H	Marist	5 11
						60 N	Michigan	2 12	120 H	Stony Brook	5 0
						60 N	Michigan	4 5	120 H	Stony Brook	3 6
									120 H	Stony Brook	6 7
									123 A	Old Dominion	9 12
									123 A	Old Dominion	1 2
									164 A	Penn St.	3 5
									179 A	Marshall	3 1
									179 A	Marshall	3 4
									189 A	Mercer	10 7
									189 A	Mercer	6 4
									189 A	Mercer	3 10
									208 H	Maine	0 8
									208 H	Maine	4 1
									210 A	Kennesaw St.	1 10
									210 A	Kennesaw St.	12 6
									229 A	Cornell	8 4
									238 A	Albany (NY)	3 4
									238 A	Albany (NY)	15 3
									238 A	Albany (NY)	11 1
									248 H	Central Conn. St.	3 2
									258 A	UMass Lowell	2 12
									258 A	UMass Lowell	4 1
									258 A	UMass Lowell	0 4
									260 A	VMI	4 2
									260 A	VMI	2 1
									260 A	VMI	8 4
LAST 10 GAMES						258 A	UMass Lowell	4 1	238 A	Albany (NY)	11 1
						179 A	Marshall	3 4	258 A	UMass Lowell	2 12
						208 H	Maine	4 1	101 H	Marist	5 11
						258 A	UMass Lowell	0 4	120 H	Stony Brook	3 6
						120 H	Stony Brook	5 0	120 H	Stony Brook	6 7

Non-Div. I Games:

Binghamton

RPI	S	Opponent	Score	
282	A	Bucknell	4	6
289	H	Niagara	16	4

Binghamton

B  
i  
n  
g  
h  
a  
m  
t  
o  
n

B  
i  
n  
g  
h  
a  
m  
t  
o  
n

[illegible]

**Non-Div. I Games:**

Lamar University

Average RPI Win:	170	WON-LOST RECORD	WINNING PCT. RANK	LAST 10 GAMES	STRENGTH OF SCHEDULE	OPP. STRENGTH OF SCHEDULE	TEAM RPI	ADJ RPI	CONF. RPI	ADJ CONF. RPI	
DIV. I ONLY		16-25-0	.39024 224	3-7-0	146	110	199	.47178 199	11	11	
DIV. I NON-CONF.		7-16-0	.30435 236	1-3-0	164	113	240	.44432 240	12	12	
<hr/>											
TOTALS	RPI 1-25	RPI 26-50		W-L RECORDS	RPI 51-100		RPI 101-150		RPI 150+		
16-25-0	0-2-0	1-6-0		OVERALL	1-1-0		4-7-0		10-9-0		
12-9-0	0-1-0	1-2-0		HOME	1-1-0		1-0-0		9-5-0		
4-16-0	0-1-0	0-4-0		AWAY	0-0-0		3-7-0		1-4-0		
0-0-0	0-0-0	0-0-0		NEUTRAL	0-0-0		0-0-0		0-0-0		
7-16-0	0-2-0	0-4-0		NON-CONFERENCE	1-1-0		2-3-0		4-6-0		
6-6-0	0-1-0	0-0-0		HOME	1-1-0		1-0-0		4-4-0		
1-10-0	0-1-0	0-0-		AWAY	0-0-0		1-3-0		0-2-0		
0-0-0	0-0-0	0-0-0		NEUTRAL	0-0-0		0-0-0		0-0-0		
9-9-0	0-0-0	1-2-0		CONFERENCE	0-0-0		2-4-0		6-3-0		
6-3-0	0-0-0	1-2-0		HOME	0-0-0		0-0-0		5-1-0		
3-6-0	0-0-0	0-0-0		AWAY	0-0-0		2-4-0		1-2-0		
0-0-0	0-0-0	0-0-0		NEUTRAL	0-0-0		0-0-0		0-0-0		
<hr/>											
RPI S	Opponent	Score	RPI S	Opponent	Score	RPI S	Opponent	Score	RPI S	Opponent	Score
2 H	Vanderbilt	3 15	38 H	Louisiana Tech	5 10	79 H	Bradley	1 2	122 A	Memphis	6 8
6 A	Tennessee	0 2	38 H	Louisiana Tech	1 5	79 H	Bradley	1 0	122 A	Memphis	5 7
			38 H	Louisiana Tech	4 1				122 A	Memphis	2 1
			46 A	Kentucky	1 4				135 A	UTSA	9 4
			46 A	Kentucky	0 7				135 A	UTSA	4 10
			46 A	Kentucky	4 5				135 A	UTSA	7 4
			50 A	Alabama	0 2				137 A	Rice	2 7
									137 A	Rice	5 7
									137 A	Rice	4 10
									146 A	Austin Peay	3 10
									146 H	Austin Peay	7 1
									166 H	UAB	9 2
									166 H	UAB	7 3
									166 H	UAB	8 10
									179 A	Marshall	0 7
									179 A	Marshall	3 13
									179 A	Marshall	10 5
									186 H	Western Ky.	13 10
									186 H	Western Ky.	13 4
									186 H	Western Ky.	11 4
									188 H	Belmont	4 5
									190 A	Lipscomb	10 12
									190 H	Lipscomb	6 8
									191 A	Murray St.	6 12
									191 H	Murray St.	8 5
									256 H	Tennessee Tech	11 4
									272 H	Northern Ill.	2 3
<hr/>											
LAST 10 GAMES											
166 H	UAB	8 10	274 H	Bowling Green	3 2						
166 H	UAB	7 3	146 H	Austin Peay	7 1						
122 A	Memphis	6 8	137 A	Rice	5 7						
122 A	Memphis	5 7	137 A	Rice	2 7						
79 H	Bradley	1 2	137 A	Rice	4 10						

**Non-Div. I Games:**

Middle Tenn.

RPI	S	Opponent	Score	
274	H	Bowling Green	3	2
274	H	Bowling Green	3	4
274	H	Bowling Green	7	0

Middle Tenn.

M  
i  
d  
d  
l  
e  
T  
e  
n  
n  
.

M  
i  
d  
d  
l  
e  
T  
e  
n  
n  
.



Average RPI Win: 229		WON-LOST	WINNING	LAST 10	STRENGTH OF		OPP. STRENGTH	TEAM	ADJ	CONF.	ADJ CONF.
Average RPI Loss: 144		RECORD	PCT. RANK	GAMES	SCHEDULE		OF SCHEDULE	RPI	RPI	RPI	RPI
DIV. I ONLY		16-21-0	.43243	204	3-7-0		244	223	200	.47127	200
DIV. I NON-CONF.		14-17-0	.45161	173	3-4-0		257	248	195	.47514	195
TOTALS		RPI 1-25	RPI 26-50		W-L RECORDS		RPI 51-100		RPI 101-150		RPI 150+
16-21-0	0-3-0	0-0-0		OVERALL		2-4-0		1-7-0		13-7-0	
0-3-0	0-3-0	0-0-0		HOME		0-0-0		0-0-0		0-0-0	
12-11-0	0-0-0	0-0-0		AWAY		2-3-0		0-3-0		10-5-0	
4-7-0	0-0-0	0-0-0		NEUTRAL		0-1-0		1-4-0		3-2-0	
14-17-0	0-0-0	0-0-0		NON-CONFERENCE		2-4-0		1-7-0		11-6-0	
0-0-0	0-0-0	0-0-0		HOME		0-0-0		0-0-0		0-0-0	
10-10-0	0-0-0	0-0-0		AWAY		2-3-0		0-3-0		8-4-0	
4-7-0	0-0-0	0-0-0		NEUTRAL		0-1-0		1-4-0		3-2-0	
2-4-0	0-3-0	0-0-0		CONFERENCE		0-0-0		0-0-0		2-1-0	
0-3-0	0-3-0	0-0-0		HOME		0-0-0		0-0-0		0-0-0	
2-1-0	0-0-0	0-0-0		AWAY		0-0-0		0-0-0		2-1-0	
0-0-0	0-0-0	0-0-0		NEUTRAL		0-0-0		0-0-0		0-0-0	
RPI S	Opponent	Score	RPI S	Opponent	Score	RPI S	Opponent	Score	RPI S	Opponent	Score
15 H	Creighton	1 5				76 A	TCU	6 8	110 N	Harvard	2 6
15 H	Creighton	1 3				76 A	TCU	7 3	110 N	Harvard	7 4
15 H	Creighton	1 11				76 A	TCU	1 5	138 N	Ohio St.	0 6
						86 A	Virginia	3 0	138 N	Ohio St.	3 4
						86 A	Virginia	0 4	138 N	Ohio St.	3 5
						95 N	Kansas	4 7	139 A	FIU	5 6
									139 A	FIU	7 10
									139 A	FIU	0 1
									158 N	Dayton	1 2
									176 A	Penn	2 5
									222 N	NJIT	8 5
									230 A	Wagner	11 7
									230 N	Wagner	10 0
									237 N	Saint Joseph's	4 7
									239 A	Princeton	7 2
									246 A	Monmouth	12 2
									246 A	Monmouth	6 3
									270 A	Iona	14 3
									270 A	Iona	0 5
									270 A	Iona	7 0
									282 N	Bucknell	12 1
									283 A	Rider	8 11
									286 A	Villanova	6 3
									286 A	Villanova	7 5
									286 A	Villanova	5 6
									291 A	Fairleigh Dickinson	8 1
									291 A	Fairleigh Dickinson	5 6
LAST 10 GAMES											
76 A	TCU	6 8	291 A	Fairleigh Dickinson	5 6						
76 A	TCU	1 5	176 A	Penn	2 5						
286 A	Villanova	6 3	15 H	Creighton	1 3						
286 A	Villanova	5 6	15 H	Creighton	1 11						
246 A	Monmouth	12 2	15 H	Creighton	1 5						

Non-Div. I Games:

Seton Hall

RPI	S	Opponent	Score	
291	A	Fairleigh Dickinson	10	5

Seton Hall

S  
e  
t  
o  
n  
H  
a  
l  
l

S  
e  
t  
o  
n  
H  
a  
l  
l

Average RPI Win:	155	WON-LOST	WINNING	LAST 10	STRENGTH OF	OPP. STRENGTH	TEAM	ADJ	CONF.	ADJ CONF.		
Average RPI Loss:	77	RECORD	PCT. RANK	GAMES	SCHEDULE	OF SCHEDULE	RPI	RPI	RPI	RPI		
DIV. I ONLY		8-28-1	.22973	288	1-8-1	55	104	201	.47038	201	4	4
DIV. I NON-CONF.		7-15-0	.31818	233	0-1-0	163	167	200	.47262	200	2	2
<hr/>												
TOTALS	RPI 1-25	RPI 26-50		W-L RECORDS		RPI 51-100		RPI 101-150		RPI 150+		
8-28-1	0-3-0	1-11-0		OVERALL		1-8-1		2-3-0		4-3-0		
4-6-0	0-3-0	1-2-0		HOME		1-0-0		0-0-0		2-1-0		
4-22-1	0-0-0	0-9-0		AWAY		0-8-1		2-3-0		2-2-0		
0-0-0	0-0-0	0-0-0		NEUTRAL		0-0-0		0-0-0		0-0-0		
<hr/>												
7-15-0	0-0-0	0-3-0		NON-CONFERENCE		1-6-0		2-3-0		4-3-0		
3-1-0	0-0-0	0-0-0		HOME		1-0-0		0-0-0		2-1-0		
4-14-0	0-0-0	0-0-		AWAY		0-6-0		2-3-0		2-2-0		
0-0-0	0-0-0	0-0-0		NEUTRAL		0-0-0		0-0-0		0-0-0		
<hr/>												
1-13-1	0-3-0	1-8-0		CONFERENCE		0-2-1		0-0-0		0-0-0		
1-5-0	0-3-0	1-2-0		HOME		0-0-0		0-0-0		0-0-0		
0-8-1	0-0-0	0-6-0		AWAY		0-2-1		0-0-0		0-0-0		
0-0-0	0-0-0	0-0-0		NEUTRAL		0-0-0		0-0-0		0-0-0		
<hr/>												
RPI	S	Opponent	Score	RPI	S	Opponent	Score	RPI	S	Opponent	Score	
11	H	Stanford	1 7	32	H	Oregon	3 21	66	A	Gonzaga	5 8	
11	H	Stanford	2 14	32	H	Oregon	8 11	66	H	Gonzaga	12 10	
11	H	Stanford	5 8	32	H	Oregon	8 7	68	A	LMU (CA)	2 3	
				35	A	UC Irvine	1 5	74	A	Saint Mary's (CA)	1 9	
				35	A	UC Irvine	1 4	74	A	Saint Mary's (CA)	3 6	
				35	A	UC Irvine	4 8	74	A	Saint Mary's (CA)	1 8	
				41	A	Arizona St.	7 8	74	A	Saint Mary's (CA)	8 14	
				41	A	Arizona St.	0 6	93	A	Southern California	0 4	
				41	A	Arizona St.	5 6	93	A	Southern California	1 10	
				47	A	California	0 6	93	A	Southern California	10 10	
				47	A	California	1 6					
				47	A	California	5 9					
<hr/>												
				LAST 10 GAMES								
				74	A	Saint Mary's (CA)	3 6	32	H	Oregon	8 7	
				66	A	Gonzaga	5 8	32	H	Oregon	8 11	
				93	A	Southern California	10 10	32	H	Oregon	3 21	
				93	A	Southern California	1 10	47	A	California	5 9	
				93	A	Southern California	0 4	47	A	California	1 6	

Non-Div. I Games:

Washington St.

Average RPI Win: 200		WON-LOST	WINNING	LAST 10	STRENGTH OF		OPP. STRENGTH	TEAM	ADJ		CONF.	ADJ CONF.
Average RPI Loss: 139		RECORD	PCT. RANK	GAMES	SCHEDULE		OF SCHEDULE	RPI	RPI		RPI	RPI
DIV. I ONLY		13-23-0	.36111	237	2-8-0		144	226	202	.47013	202	23
DIV. I NON-CONF.		6-18-0	.25	259	1-6-0		110	177	220	.46085	220	20
TOTALS		RPI 1-25	RPI 26-50		W-L RECORDS		RPI 51-100		RPI 101-150		RPI 150+	
13-23-0		0-4-0	0-0-0		OVERALL		1-4-0		3-2-0		9-13-0	
6-6-0		0-0-0	0-0-0		HOME		0-1-0		3-1-0		3-4-0	
7-16-0		0-4-0	0-0-0		AWAY		1-3-0		0-0-0		6-9-0	
0-1-0		0-0-0	0-0-0		NEUTRAL		0-0-0		0-1-0		0-0-0	
6-18-0		0-4-0	0-0-0		NON-CONFERENCE		1-4-0		1-1-0		4-9-0	
2-4-0		0-0-0	0-0-0		HOME		0-1-0		1-0-0		1-3-0	
4-13-0		0-4-0	0-0-		AWAY		1-3-0		0-0-0		3-6-0	
0-1-0		0-0-0	0-0-0		NEUTRAL		0-0-0		0-1-0		0-0-0	
7-5-0		0-0-0	0-0-0		CONFERENCE		0-0-0		2-1-0		5-4-0	
4-2-0		0-0-0	0-0-0		HOME		0-0-0		2-1-0		2-1-0	
3-3-0		0-0-0	0-0-0		AWAY		0-0-0		0-0-0		3-3-0	
0-0-0		0-0-0	0-0-0		NEUTRAL		0-0-0		0-0-0		0-0-0	
RPI S	Opponent	Score	RPI S	Opponent	Score	RPI S	Opponent	Score	RPI S	Opponent	Score	
9 A	UC Santa Barbara	5 10				61 A	Bryant	5 8	101 H	Marist	8 3	
9 A	UC Santa Barbara	4 6				61 A	Bryant	4 15	112 N	Rhode Island	7 10	
9 A	UC Santa Barbara	0 14				61 A	Bryant	6 15	120 H	Stony Brook	5 7	
22 A	UConn	4 12				61 H	Bryant	3 23	120 H	Stony Brook	6 5	
						64 A	Boston College	7 4	120 H	Stony Brook	9 5	
									170 H	Yale	11 7	
									171 H	Northeastern	8 9	
									180 A	Abilene Christian	1 2	
									180 A	Abilene Christian	7 8	
									180 A	Abilene Christian	7 11	
									190 A	Lipscomb	0 7	
									190 A	Lipscomb	8 9	
									194 A	Holy Cross	6 12	
									214 H	Quinnipiac	3 10	
									223 A	UMBC	7 4	
									223 A	UMBC	2 8	
									223 A	UMBC	8 10	
									224 H	Sacred Heart	4 5	
									238 H	Albany (NY)	7 6	
									238 H	Albany (NY)	6 5	
									238 H	Albany (NY)	6 8	
									258 A	UMass Lowell	5 0	
									258 A	UMass Lowell	2 3	
									258 A	UMass Lowell	7 5	
									268 A	Georgetown	2 1	
									268 A	Georgetown	14 1	
									268 A	Georgetown	4 2	
LAST 10 GAMES			LAST 10 GAMES			LAST 10 GAMES			LAST 10 GAMES			
258 A	UMass Lowell	5 0	238 H	Albany (NY)	6 5	258 A	UMass Lowell	2 3	258 A	UMass Lowell	7 5	
180 A	Abilene Christian	7 8	194 A	Holy Cross	6 12	223 A	UMBC	2 8	268 A	Georgetown	2 1	
180 A	Abilene Christian	7 11	223 A	UMBC	2 8	223 A	UMBC	8 10	268 A	Georgetown	4 2	
120 H	Stony Brook	5 7										
223 A	UMBC	7 4										

Non-Div. I Games:

Hartford

Average RPI Win:		185	WON-LOST RECORD		WINNING PCT. RANK		LAST 10 GAMES		STRENGTH OF SCHEDULE		OPP. STRENGTH OF SCHEDULE		TEAM RPI		ADJ RPI		CONF. RPI		ADJ CONF. RPI					
DIV. I ONLY			14-25-1		.3625		236		2-8-0		70		161		203		.46947		203		11		11	
DIV. I NON-CONF.			9-13-0		.40909		193		0-3-0		106		199		218		.46136		218		12		12	
TOTALS		RPI 1-25		RPI 26-50		W-L RECORDS		RPI 51-100		RPI 101-150		RPI 150+												
14-25-1		0-2-0		0-2-0		OVERALL		0-9-0		6-5-0		8-7-1												
12-15-0		0-1-0		0-1-0		HOME		0-4-0		4-4-0		8-5-0												
2-10-1		0-1-0		0-1-0		AWAY		0-5-0		2-1-0		0-2-1												
0-0-0		0-0-0		0-0-0		NEUTRAL		0-0-0		0-0-0		0-0-0												
9-13-0		0-2-0		0-2-0		NON-CONFERENCE		0-3-0		2-3-0		7-3-0												
9-9-0		0-1-0		0-1-0		HOME		0-1-0		2-3-0		7-3-0												
0-4-0		0-1-0		0-0-		AWAY		0-2-0		0-0-0		0-0-0												
0-0-0		0-0-0		0-0-0		NEUTRAL		0-0-0		0-0-0		0-0-0												
5-12-1		0-0-0		0-0-0		CONFERENCE		0-6-0		4-2-0		1-4-1												
3-6-0		0-0-0		0-0-0		HOME		0-3-0		2-1-0		1-2-0												
2-6-1		0-0-0		0-0-0		AWAY		0-3-0		2-1-0		0-2-1												
0-0-0		0-0-0		0-0-0		NEUTRAL		0-0-0		0-0-0		0-0-0												
RPI	S	Opponent		Score		RPI	S	Opponent		Score		RPI	S	Opponent		Score								
8	A	Arkansas		2	9	36	A	Clemson		6	7	52	H	Fla. Atlantic		4	8							
25	H	NC State		5	6	36	H	Clemson		5	8	52	H	Fla. Atlantic		6	10							
												52	H	Fla. Atlantic		5	12							
												53	A	Southern Miss.		6	8							
												53	A	Southern Miss.		1	7							
												53	A	Southern Miss.		3	14							
												54	A	South Carolina		4	5							
												67	A	Wake Forest		6	14							
												67	H	Wake Forest		6	18							
												</												

Non-Div. I Games:

Charlotte

Average RPI Win: 198		WON-LOST	WINNING	LAST 10	STRENGTH OF		OPP. STRENGTH	TEAM	ADJ	CONF.	ADJ CONF.				
Average RPI Loss: 146		RECORD	PCT. RANK	GAMES	SCHEDULE		OF SCHEDULE	RPI	RPI	RPI	RPI				
DIV. I ONLY		19-18-0	.51351	136	5-5-0		204	222	204	.4686	204	27	27		
DIV. I NON-CONF.		9-10-0	.47368	159	1-1-0		71	40	136	.50666	136	29	29		
TOTALS		RPI 1-25	RPI 26-50		W-L RECORDS		RPI 51-100		RPI 101-150		RPI 150+				
19-18-0		0-1-0	2-4-0		OVERALL		0-1-0		1-3-0		16-9-0				
16-8-0		0-0-0	1-3-0		HOME		0-0-0		1-1-0		14-4-0				
3-8-0		0-1-0	1-0-0		AWAY		0-1-0		0-1-0		2-5-0				
0-2-0		0-0-0	0-1-0		NEUTRAL		0-0-0		0-1-0		0-0-0				
9-10-0		0-1-0	2-4-0		NON-CONFERENCE		0-1-0		1-3-0		6-1-0				
8-4-0		0-0-0	1-3-0		HOME		0-0-0		1-1-0		6-0-0				
1-4-0		0-1-0	1-0-		AWAY		0-1-0		0-1-0		0-1-0				
0-2-0		0-0-0	0-1-0		NEUTRAL		0-0-0		0-1-0		0-0-0				
10-8-0		0-0-0	0-0-0		CONFERENCE		0-0-0		0-0-0		10-8-0				
8-4-0		0-0-0	0-0-0		HOME		0-0-0		0-0-0		8-4-0				
2-4-0		0-0-0	0-0-0		AWAY		0-0-0		0-0-0		2-4-0				
0-0-0		0-0-0	0-0-0		NEUTRAL		0-0-0		0-0-0		0-0-0				
RPI S	Opponent	Score		RPI S	Opponent	Score		RPI S	Opponent	Score		RPI S	Opponent	Score	
8	A Arkansas	8	15	29	H DBU	6	13	87	A Wichita St.	2	8	103	H Little Rock	4	3
				29	H DBU	2	6					119	H Missouri St.	2	11
				29	H DBU	8	13					138	N Ohio St.	3	8
				39	A Oklahoma	4	2					149	A Central Ark.	3	9
				39	H Oklahoma	3	2					155	A A&M-Corpus Christi	1	5
				43	N BYU	3	8					187	H Purdue	10	4
												187	H Purdue	3	2
												187	H Purdue	5	1
												191	H Murray St.	11	3
												191	H Murray St.	6	5
												191	H Murray St.	18	3
												193	H South Dakota St.	8	9
												193	H South Dakota St.	1	2
												193	H South Dakota St.	1	0
												196	H Omaha	2	4
												196	H Omaha	8	7
												196	H Omaha	10	7
												242	A North Dakota St.	11	5
												242	A North Dakota St.	8	7
												242	A North Dakota St.	6	7
												242	H North Dakota St.	2	3
												242	H North Dakota St.	9	3
												242	H North Dakota St.	6	3
												259	A Western Ill.	7	11
												259	A Western Ill.	3	7
												259	A Western Ill.	5	8
												298	H Purdue Fort Wayne	13	3
LAST 10 GAMES				LAST 10 GAMES				LAST 10 GAMES				LAST 10 GAMES			
				196	H Omaha	8	7	242	A North Dakota St.	8	7	242	H North Dakota St.	6	3
				196	H Omaha	2	4	39	H Oklahoma	3	2	259	A Western Ill.	7	11
				187	H Purdue	5	1	196	H Omaha	10	7	259	A Western Ill.	3	7
				242	A North Dakota St.	6	7	8	A Arkansas	8	15	259	A Western Ill.	5	8
				242	A North Dakota St.	11	5	259	A Western Ill.	7	11	298	H Purdue Fort Wayne	13	3

Non-Div. I Games:

Oral Roberts

RPI	S	Opponent	Score	
298	H	Purdue Fort Wayne	7	5
298	H	Purdue Fort Wayne	20	4

Oral Roberts

O  
r  
a  
l  
R  
o  
b  
e  
r  
t  
s

O  
r  
a  
l  
R  
o  
b  
e  
r  
t  
s

**Non-Div. I Games:**

UNCW



RPI	S	Opponent	Score	
260	H	VMI	5	3
261	A	Towson	3	1
261	A	Towson	8	4
261	A	Towson	11	6
270	H	Iona	11	4

UNCW

U  
N  
C  
W

U  
N  
C  
W

Average RPI Win:		157	WON-LOST RECORD		WINNING PCT. RANK		LAST 10 GAMES		STRENGTH OF SCHEDULE		OPP. STRENGTH OF SCHEDULE		TEAM RPI		ADJ RPI		CONF. RPI		ADJ CONF. RPI				
Average RPI Loss:		106																					
DIV. I ONLY			13-27-0		.325	254	4-6-0		85		125		206		.46842		206	12		12			
DIV. I NON-CONF.			7-13-0		.35	218	1-2-0		69		106		190		.47825		190	13		13			
TOTALS		RPI 1-25		RPI 26-50		W-L RECORDS		RPI 51-100		RPI 101-150		RPI 150+											
13-27-0		0-1-0		0-4-0		OVERALL		4-10-0		2-6-0		7-6-0											
11-9-0		0-0-0		0-0-0		HOME		3-4-0		2-2-0		6-3-0											
2-18-0		0-1-0		0-4-0		AWAY		1-6-0		0-4-0		1-3-0											
0-0-0		0-0-0		0-0-0		NEUTRAL		0-0-0		0-0-0		0-0-0											
7-13-0		0-1-0		0-4-0		NON-CONFERENCE		1-4-0		2-3-0		4-1-0											
7-3-0		0-0-0		0-0-0		HOME		1-0-0		2-2-0		4-1-0											
0-10-0		0-1-0		0-0-		AWAY		0-4-0		0-1-0		0-0-0											
0-0-0		0-0-0		0-0-0		NEUTRAL		0-0-0		0-0-0		0-0-0											
6-14-0		0-0-0		0-0-0		CONFERENCE		3-6-0		0-3-0		3-5-0											
4-6-0		0-0-0		0-0-0		HOME		2-4-0		0-0-0		2-2-0											
2-8-0		0-0-0		0-0-0		AWAY		1-2-0		0-3-0		1-3-0											
0-0-0		0-0-0		0-0-0		NEUTRAL		0-0-0		0-0-0		0-0-0											
RPI	S	Opponent		Score		RPI	S	Opponent		Score		RPI	S	Opponent		Score		RPI	S	Opponent		Score	
13	A	Texas A&M		5	12	29	A	DBU		1	2	78	H	Sam Houston St.		4	7	111	H	Cincinnati		4	5
						29	A	DBU		1	7	78	H	Sam Houston St.		3	6	111	H	Cincinnati		2	1
						29	A	DBU		2	12	78	H	Sam Houston St.		5	17	111	H	Cincinnati		5	4
						31	A	Texas St.		8	17	85	A	Tulane		1	3	135	A	UTSA		8	11
												85	A	Tulane		2	3	135	H	UTSA		6	14
												85	A	Tulane		2	6	143	A	SFA		0	6
												88	A	Incarnate Word		8	6	143	A	SFA		2	4
												88	A	Incarnate Word		3	4	143	A	SFA		0	1
												88	A	Incarnate Word		3	6	155	A	A&M-Corpus Christi		14	0
												97	A	UTRGV		0	6	155	A	A&M-Corpus Christi		7	9
												97	H	UTRGV		13	7	155	A	A&M-Corpus Christi		2	6
												99	H	Northwestern St.		10	2	171	H	Northeastern		5	2
												99	H	Northwestern St.		12	2	171	H	Northeastern		9	3
												99	H	Northwestern St.		5	7	171	H	Northeastern		8	14
																		180	H	Abilene Christian		8	1
																		180	H	Abilene Christian		6	21
																		180	H	Abilene Christian		5	1
																		198	A	Lamar University		1	11
																		198	H	Lamar University		3	6
																		292	H	Prairie View		10	3
																		292	H	Prairie View		21	5
LAST 10 GAMES																							
180 H Abilene Christian						6	21	135 A UTSA						8	11	88 A Incarnate Word						8	6
180 H Abilene Christian						5	1	88 A Incarnate Word						3	4	88 A Incarnate Word						3	6
155 A A&M-Corpus Christi						7	9	88 A Incarnate Word						3	6	31 A Texas St.						8	17
155 A A&M-Corpus Christi						14	0																
29 A DBU						1	7																

Non-Div. I Games:

Houston Baptist

U  
C  
R  
i  
v  
e  
r  
s  
i  
d  
e

U  
C  
R  
i  
v  
e  
r  
s  
i  
d  
e

UC Riverside

Average RPI Win: 208		WON-LOST RECORD		WINNING PCT. RANK		LAST 10 GAMES		STRENGTH OF SCHEDULE		OPP. STRENGTH OF SCHEDULE		TEAM RPI		ADJ RPI		CONF. RPI		ADJ CONF. RPI	
DIV. I ONLY		8-24-0		.25 279		6-4-0		50		165		208		.46697 208		23		23	
DIV. I NON-CONF.		2-19-0		.09524 293		1-2-0		6		90		217		.46215 217		20		20	
TOTALS		RPI 1-25		RPI 26-50		W-L RECORDS		RPI 51-100		RPI 101-150		RPI 150+							
8-24-0		0-3-0		0-1-0		OVERALL		0-10-0		2-8-0		6-2-0							
6-3-0		0-0-0		0-0-0		HOME		0-0-0		1-2-0		5-1-0							
2-21-0		0-3-0		0-1-0		AWAY		0-10-0		1-6-0		1-1-0							
0-0-0		0-0-0		0-0-0		NEUTRAL		0-0-0		0-0-0		0-0-0							
2-19-0		0-3-0		0-1-0		NON-CONFERENCE		0-10-0		2-5-0		0-0-0							
1-2-0		0-0-0		0-0-0		HOME		0-0-0		1-2-0		0-0-0							
1-17-0		0-3-0		0-0-		AWAY		0-10-0		1-3-0		0-0-0							
0-0-0		0-0-0		0-0-0		NEUTRAL		0-0-0		0-0-0		0-0-0							
6-5-0		0-0-0		0-0-0		CONFERENCE		0-0-0		0-3-0		6-2-0							
5-1-0		0-0-0		0-0-0		HOME		0-0-0		0-0-0		5-1-0							
1-4-0		0-0-0		0-0-0		AWAY		0-0-0		0-3-0		1-1-0							
0-0-0		0-0-0		0-0-0		NEUTRAL		0-0-0		0-0-0		0-0-0							
RPI	S	Opponent		Score		RPI	S	Opponent		Score		RPI	S	Opponent		Score			
12	A	Mississippi St.		1	5	50	A	Alabama		0	16	56	A	Florida St.		2	5		
12	A	Mississippi St.		2	9							56	A	Florida St.		6	4		
12	A	Mississippi St.		8	9							56	A	Florida St.		0	4		
												56	A	Florida St.		3	5		
												65	A	Liberty		3	8		
												65	A	Liberty		0	2		
												65	A	Liberty		0	7		
												83	A	Maryland		4	1		
												83	A	Maryland		5	7		
												83	A	Maryland		5	6		
												197	A	Binghamton		8	0		
												197	A	Binghamton		1	4		
												223	H	UMBC		2	1		
												223	H	UMBC		1	4		
												223	H	UMBC		9	2		
												258	H	UMass Lowell		5	3		
												258	H	UMass Lowell		5	1		
												258	H	UMass Lowell		18	4		
LAST 10 GAMES																			
144	H	Massachusetts		5	7	83	A	Maryland		0	4								
144	H	Massachusetts		4	1	197	A	Binghamton		1	4								
223	H	UMBC		2	1	223	H	UMBC		1	4								
12	A	Mississippi St.		2	9	56	A	Florida St.		5	6								
83	A	Maryland		3	5	258	H	UMass Lowell		5	3								

Non-Div. I Games:

Maine

Average RPI Win:	194	WON-LOST RECORD	WINNING PCT. RANK	LAST 10 GAMES	STRENGTH OF SCHEDULE	OPP. STRENGTH OF SCHEDULE	TEAM RPI	ADJ RPI	CONF. RPI	ADJ CONF. RPI	
Average RPI Loss:	186										
DIV. I ONLY	15-24-0	.38462	226	5-5-0	183	268	209	.46694	209	24	24
DIV. I NON-CONF.	12-14-0	.46154	167	3-1-0	215	259	160	.49386	160	25	25
<hr/>											
TOTALS	RPI 1-25	RPI 26-50		W-L RECORDS		RPI 51-100		RPI 101-150		RPI 150+	
15-24-0	0-0-0	0-0-0		OVERALL		1-2-0		2-5-0		12-17-0	
3-6-0	0-0-0	0-0-0		HOME		0-0-0		2-4-0		1-2-0	
8-17-0	0-0-0	0-0-0		AWAY		0-2-0		0-1-0		8-14-0	
4-1-0	0-0-0	0-0-0		NEUTRAL		1-0-0		0-0-0		3-1-0	
12-14-0	0-0-0	0-0-0		NON-CONFERENCE		1-2-0		0-1-0		11-11-0	
1-1-0	0-0-0	0-0-0		HOME		0-0-0		0-0-0		1-1-0	
7-12-0	0-0-0	0-0-		AWAY		0-2-0		0-1-0		7-9-0	
4-1-0	0-0-0	0-0-0		NEUTRAL		1-0-0		0-0-0		3-1-0	
3-10-0	0-0-0	0-0-0		CONFERENCE		0-0-0		2-4-0		1-6-0	
2-5-0	0-0-0	0-0-0		HOME		0-0-0		2-4-0		0-1-0	
1-5-0	0-0-0	0-0-0		AWAY		0-0-0		0-0-0		1-5-0	
0-0-0	0-0-0	0-0-0		NEUTRAL		0-0-0		0-0-0		0-0-0	
RPI	S	Opponent	Score	RPI	S	Opponent	Score	RPI	S	Opponent	Score
						60 A Michigan	2 8			132 H Central Mich.	3 18
						61 N Bryant	6 2			132 H Central Mich.	1 7
						80 A Wright St.	5 10			132 H Central Mich.	4 3
										134 H Miami (OH)	2 3
										134 H Miami (OH)	6 10
										134 H Miami (OH)	7 5
										138 A Ohio St.	4 9
										152 A Richmond	4 6
										156 A Winthrop	3 17
										156 A Winthrop	5 4
										156 A Winthrop	8 7
										158 A Dayton	10 9
										158 H Dayton	9 12
										162 A Davidson	5 11
										162 A Davidson	2 3
										162 A Davidson	13 5
										181 A Michigan St.	2 4
										188 A Belmont	10 7
										188 A Belmont	2 5
										190 A Lipscomb	6 12
										205 A UNCW	5 3
										205 A UNCW	5 13
										214 N Quinnipiac	9 8
										233 H Western Mich.	3 6
										236 A Ohio	2 5
										236 A Ohio	12 8
										236 A Ohio	5 16
LAST 10 GAMES											
						132 H Central Mich.	1 7			181 A Michigan St.	2 4
						236 A Ohio	12 8			158 A Dayton	10 9
						162 A Davidson	5 11			132 H Central Mich.	3 18
						188 A Belmont	2 5			132 H Central Mich.	4 3
						282 N Bucknell	15 6			298 A Purdue Fort Wayne	11 7
										236 A Ohio	5 16

Non-Div. I Games:

Toledo

RPI	S	Opponent	Score	
250	H	Oakland	19	8
274	A	Bowling Green	5	6
274	A	Bowling Green	6	9
274	A	Bowling Green	6	10
281	A	Youngstown St.	3	5
282	N	Bucknell	15	6
282	N	Bucknell	10	1
282	N	Bucknell	7	8
298	A	Purdue Fort Wayne	11	7

Toledo

T  
o  
l  
e  
d  
o

T  
o  
l  
e  
d  
o

Average RPI Win:	190	WON-LOST	WINNING	LAST 10	STRENGTH OF	OPP. STRENGTH	TEAM	ADJ	CONF.	ADJ CONF.				
Average RPI Loss:	145	RECORD	PCT. RANK	GAMES	SCHEDULE	OF SCHEDULE	RPI	RPI	RPI	RPI				
DIV. I ONLY		19-23-0	.45238	187	3-7-0	166	179	210	.46498	210	15	15		
DIV. I NON-CONF.		14-16-0	.46667	163	1-3-0	157	153	203	.47041	203	17	17		
<hr/>														
TOTALS	RPI 1-25	RPI 26-50		W-L RECORDS		RPI 51-100		RPI 101-150		RPI 150+				
19-23-0	1-4-0	0-0-0		OVERALL		0-1-0		6-5-0		12-13-0				
18-10-0	1-2-0	0-0-0		HOME		0-0-0		6-2-0		11-6-0				
1-13-0	0-2-0	0-0-0		AWAY		0-1-0		0-3-0		1-7-0				
0-0-0	0-0-0	0-0-0		NEUTRAL		0-0-0		0-0-0		0-0-0				
14-16-0	1-4-0	0-0-0		NON-CONFERENCE		0-1-0		5-3-0		8-8-0				
14-8-0	1-2-0	0-0-0		HOME		0-0-0		5-0-0		8-6-0				
0-8-0	0-2-0	0-0-		AWAY		0-1-0		0-3-0		0-2-0				
0-0-0	0-0-0	0-0-0		NEUTRAL		0-0-0		0-0-0		0-0-0				
5-7-0	0-0-0	0-0-0		CONFERENCE		0-0-0		1-2-0		4-5-0				
4-2-0	0-0-0	0-0-0		HOME		0-0-0		1-2-0		3-0-0				
1-5-0	0-0-0	0-0-0		AWAY		0-0-0		0-0-0		1-5-0				
0-0-0	0-0-0	0-0-0		NEUTRAL		0-0-0		0-0-0		0-0-0				
<hr/>														
RPI	S	Opponent	Score		RPI	S	Opponent	Score		RPI	S	Opponent	Score	
4	A	Georgia	1	11						58	A	Ga. Southern	2	7
4	H	Georgia	6	7						104	A	Samford	3	6
10	A	Georgia Tech	1	9						104	A	Samford	5	6
10	H	Georgia Tech	7	10						104	A	Samford	2	3
19	H	West Virginia	5	3						126	H	FGCU	4	8
										126	H	FGCU	4	6
										126	H	FGCU	4	0
										142	H	Presbyterian	13	5
										142	H	Presbyterian	7	3
										144	H	Massachusetts	12	2
										144	H	Massachusetts	12	7
										144	H	Massachusetts	9	0
										152	H	Richmond	8	9
										189	A	Mercer	0	7
										190	A	Lipscomb	3	6
										190	A	Lipscomb	3	4
										190	A	Lipscomb	2	13
										197	H	Binghamton	10	1
										197	H	Binghamton	6	12
										205	H	UNCW	9	8
										205	H	UNCW	2	5
										205	H	UNCW	4	12
					LAST 10 GAMES					213	H	UT Martin	4	6
					126	H	FGCU	4	0	232	H	Georgia St.	12	10
					126	H	FGCU	4	6	225	A	Stetson	2	1
					4	H	Georgia	6	7	225	A	Stetson	0	4
					213	H	UT Martin	2	1	225	A	Stetson	3	9
					213	H	UT Martin	4	6	189	A	Mercer	0	7
										225	A	Stetson		4

**Non-Div. I Games:**

Kennesaw St.

RPI	S	Opponent	Score	
225	A	Stetson	3	9
232	A	Georgia St.	7	9
232	H	Georgia St.	12	10
245	H	North Ala.	3	1
245	H	North Ala.	7	6
245	H	North Ala.	8	3
261	H	Towson	5	2
261	H	Towson	11	5
261	H	Towson	2	5

Kennesaw St.

K  
e  
n  
n  
e  
s  
a  
w  
S  
t  
.

K  
e  
n  
n  
e  
s  
a  
w  
S  
t  
.



Average RPI Win: 190		WON-LOST RECORD	WINNING PCT. RANK		LAST 10 GAMES	STRENGTH OF SCHEDULE	OPP. STRENGTH OF SCHEDULE	TEAM RPI	ADJ RPI	CONF. RPI	ADJ CONF. RPI						
Average RPI Loss: 125																	
DIV. I ONLY		10-22-0	.3125	258	5-5-0	119	204	211	.46489	211	20	20					
DIV. I NON-CONF.		3-14-0	.17647	284	0-1-0	13	170	206	.46762	205	15	16					
<hr/>																	
TOTALS		RPI 1-25		RPI 26-50		W-L RECORDS		RPI 51-100		RPI 101-150		RPI 150+					
10-22-0		0-3-0		0-0-0		OVERALL		0-3-0		1-6-0		9-10-0					
4-8-0		0-0-0		0-0-0		HOME		0-2-0		0-0-0		4-6-0					
6-14-0		0-3-0		0-0-0		AWAY		0-1-0		1-6-0		5-4-0					
0-0-0		0-0-0		0-0-0		NEUTRAL		0-0-0		0-0-0		0-0-0					
3-14-0		0-3-0		0-0-0		NON-CONFERENCE		0-3-0		1-6-0		2-2-0					
2-4-0		0-0-0		0-0-0		HOME		0-2-0		0-0-0		2-2-0					
1-10-0		0-3-0		0-0-		AWAY		0-1-0		1-6-0		0-0-0					
0-0-0		0-0-0		0-0-0		NEUTRAL		0-0-0		0-0-0		0-0-0					
7-8-0		0-0-0		0-0-0		CONFERENCE		0-0-0		0-0-0		7-8-0					
2-4-0		0-0-0		0-0-0		HOME		0-0-0		0-0-0		2-4-0					
5-4-0		0-0-0		0-0-0		AWAY		0-0-0		0-0-0		5-4-0					
0-0-0		0-0-0		0-0-0		NEUTRAL		0-0-0		0-0-0		0-0-0					
RPI	S	Opponent		Score		RPI	S	Opponent		Score		RPI	S	Opponent		Score	
3	A	Louisville		2	13												
3	A	Louisville		4	5												
3	A	Louisville		0	7												

Non-Div. I Games:

Brown

Average RPI Win:		231	WON-LOST RECORD		WINNING PCT. RANK		LAST 10 GAMES		STRENGTH OF SCHEDULE		OPP. STRENGTH OF SCHEDULE		TEAM RPI		ADJ RPI		CONF. RPI		ADJ CONF. RPI		
DIV. I ONLY			24-17-0		.58537	89	7-3-0		285		221		212		.46415		212	31		31	
DIV. I NON-CONF.			7-14-0		.33333	224	2-2-0		170		63		215		.4634		215	30		30	
TOTALS		RPI 1-25		RPI 26-50		W-L RECORDS		RPI 51-100		RPI 101-150		RPI 150+									
24-17-0		1-1-0		0-0-0		OVERALL		1-3-0		3-7-0		19-6-0									
15-6-0		1-0-0		0-0-0		HOME		0-1-0		2-3-0		12-2-0									
6-10-0		0-1-0		0-0-0		AWAY		1-2-0		1-3-0		4-4-0									
3-1-0		0-0-0		0-0-0		NEUTRAL		0-0-0		0-1-0		3-0-0									
7-14-0		1-1-0		0-0-0		NON-CONFERENCE		1-3-0		3-7-0		2-3-0									
4-4-0		1-0-0		0-0-0		HOME		0-1-0		2-3-0		1-0-0									
2-9-0		0-1-0		0-0-		AWAY		1-2-0		1-3-0		0-3-0									
1-1-0		0-0-0		0-0-0		NEUTRAL		0-0-0		0-1-0		1-0-0									
17-3-0		0-0-0		0-0-0		CONFERENCE		0-0-0		0-0-0		17-3-0									
11-2-0		0-0-0		0-0-0		HOME		0-0-0		0-0-0		11-2-0									
4-1-0		0-0-0		0-0-0		AWAY		0-0-0		0-0-0		4-1-0									
2-0-0		0-0-0		0-0-0		NEUTRAL		0-0-0		0-0-0		2-0-0									
RPI	S	Opponent		Score		RPI	S	Opponent		Score		RPI	S	Opponent		Score					
20	A	LSU		4	17							113	N	Air Force		0	13				
20	H	LSU		7	2							99	A	Northwestern St.		6	1				
												99	A	Northwestern St.		7	5				
												99	H	Northwestern St.		3	6				
												122	A	Memphis		1	10				
												122	A	Memphis		12	14				
												122	A	Memphis		1	6				
												127	H	Eastern Ill.		5	3				
												127	H	Eastern Ill.		2	4				
												127	H	Eastern Ill.		10	8				
												147	A	La.-Monroe		6	10				
												147	H	La.-Monroe		4	5				
												168	A	Nicholls St.		2	4				
												169	A	New Orleans		6	9				
												169	H	New Orleans		5	4				
												198	A	Lamar University		5	6				
												241	A	Texas Southern		1	0				
												241	A	Texas Southern		0	1				
												241	A	Texas Southern		8	7				
												241	H	Texas Southern		16	6				
												241	H	Texas Southern		7	6				
												241	H	Texas Southern		5	6				
												255	H	Grambling		15	13				
												255	H	Grambling		18	8				
												255	H	Grambling		13	8				
												255	N	Grambling		6	5				
												269	N	Florida A&M		6	3				
												292	H	Prairie View		6	10				
												292	H	Prairie View		26	4				
												99	H	Northwestern St.		3	6				
												293	H	Ark.-Pine Bluff		9	4				
												293	H	Ark.-Pine Bluff		16	4				
												127	H	Eastern Ill.		2	4				
												293	A	Ark.-Pine Bluff		21	2				
												293	A	Ark.-Pine Bluff		10	4				
												122	A	Memphis		1	10				
												122	A	Memphis		12	14				
												292	H	Prairie View		8	5				

**Non-Div. I Games:**

Southern U.

Southern U.

Average RPI Win:		194	WON-LOST RECORD		WINNING PCT. RANK		LAST 10 GAMES		STRENGTH OF SCHEDULE		OPP. STRENGTH OF SCHEDULE		TEAM RPI		ADJ RPI		CONF. RPI		ADJ CONF. RPI				
DIV. I ONLY			13-24-0		.35135	244	5-5-0		152		236		213		.46136		213	19		19			
DIV. I NON-CONF.			8-11-0		.42105	188	2-2-0		162		226		162		.49278		162	22		22			
TOTALS		RPI 1-25		RPI 26-50			W-L RECORDS			RPI 51-100			RPI 101-150			RPI 150+							
13-24-0		0-2-0		1-2-0			OVERALL			0-0-0			4-5-0			8-15-0							
5-6-0		0-0-0		1-0-0			HOME			0-0-0			3-3-0			1-3-0							
5-15-0		0-2-0		0-2-0			AWAY			0-0-0			1-2-0			4-9-0							
3-3-0		0-0-0		0-0-0			NEUTRAL			0-0-0			0-0-0			3-3-0							
8-11-0		0-2-0		1-2-0			NON-CONFERENCE			0-0-0			1-2-0			6-5-0							
2-0-0		0-0-0		1-0-0			HOME			0-0-0			0-0-0			1-0-0							
3-8-0		0-2-0		0-0-			AWAY			0-0-0			1-2-0			2-2-0							
3-3-0		0-0-0		0-0-0			NEUTRAL			0-0-0			0-0-0			3-3-0							
5-13-0		0-0-0		0-0-0			CONFERENCE			0-0-0			3-3-0			2-10-0							
3-6-0		0-0-0		0-0-0			HOME			0-0-0			3-3-0			0-3-0							
2-7-0		0-0-0		0-0-0			AWAY			0-0-0			0-0-0			2-7-0							
0-0-0		0-0-0		0-0-0			NEUTRAL			0-0-0			0-0-0			0-0-0							
RPI	S	Opponent		Score		RPI	S	Opponent		Score		RPI	S	Opponent		Score		RPI	S	Opponent		Score	
16	A	Auburn		0	2	28	A	Ole Miss		6	12			102	H	Morehead St.		2		0			
16	A	Auburn		9	15	48	A	Evansville		3	6			102	H	Morehead St.		2		6			
						48	H	Evansville		8	4			102	H	Morehead St.		5		4			
														104	A	Samford		3		6			
														104	A	Samford		3		1			
														104	A	Samford		4		14			
														146	H	Austin Peay		6		3			
														146	H	Austin Peay		4		5			
														146	H	Austin Peay		11		22			
														185	A	Eastern Ky.		5		8			
														185	A	Eastern Ky.		6		21			
														185	A	Eastern Ky.		4		14			
														188	H	Belmont		1		11			
														188	H	Belmont		2		5			
														188	H	Belmont		5		6			
														193	N	South Dakota St.		3		15			
														193	N	South Dakota St.		1		7			
														193	N	South Dakota St.		5		4			
														210	A	Kennesaw St.		1		3			
														210	A	Kennesaw St.		6		4			
														210	A	Kennesaw St.		1		2			
						LAST 10 GAMES							227	A	SIUE		2		3				
						146	H	Austin Peay		11	22	210	A	Kennesaw St.		6	4	227	A	SIUE		5	8
						227	A	SIUE		0	6	245	N	North Ala.		6	7	227	A	SIUE		0	6
						102	H	Morehead St.		2	0	193	N	South Dakota St.		5	4	245	N	North Ala.		6	7
						102	H	Morehead St.		2	6	48	H	Evansville		8	4	245	N	North Ala.		1	0
						210	A	Kennesaw St.		1	2	146	H	Austin Peay		4	5	245	N	North Ala.		1	0

Non-Div. I Games: Union (TN)

8 3

Christian Bros.

18 2

Union (TN)

7 2

UT Martin

RPI	S	Opponent	Score	
271	A	Southeast Mo. St.	3	0
271	A	Southeast Mo. St.	1	0
271	A	Southeast Mo. St.	1	4
295	A	Alabama A&M	12	3
295	H	Alabama A&M	8	3

UT Martin

U  
T  
M  
a  
r  
t  
i  
n

U  
T  
M  
a  
r  
t  
i  
n

Quinnipiac

Quinnipiac

RPI	S	Opponent	Score	
299	H	Saint Peter's	2	0
299	H	Saint Peter's	13	0

Quinnipiac

Q  
u  
i  
n  
n  
i  
p  
i  
a  
c

Q  
u  
i  
n  
n  
i  
p  
i  
a  
c

U  
I  
C

UIC



Average RPI Win: 200		WON-LOST RECORD	WINNING PCT. RANK	LAST 10 GAMES	STRENGTH OF SCHEDULE	OPP. STRENGTH OF SCHEDULE	TEAM RPI	ADJ RPI	CONF. RPI	ADJ CONF. RPI		
Average RPI Loss: 153												
DIV. I ONLY		12-24-0	.33333	250	7-3-0	143	248	217	.45939	216	17	17
DIV. I NON-CONF.		7-17-0	.29167	242	3-1-0	111	276	216	.46287	216	16	15
<hr/>												
TOTALS		RPI 1-25		RPI 26-50		W-L RECORDS		RPI 51-100		RPI 101-150		RPI 150+
12-24-0		0-0-0		0-0-0		OVERALL		2-10-0		0-1-0		10-13-0
6-4-0		0-0-0		0-0-0		HOME		0-0-0		0-0-0		6-4-0
5-16-0		0-0-0		0-0-0		AWAY		2-10-0		0-0-0		3-6-0
1-4-0		0-0-0		0-0-0		NEUTRAL		0-0-0		0-1-0		1-3-0
7-17-0		0-0-0		0-0-0		NON-CONFERENCE		2-7-0		0-1-0		5-9-0
2-2-0		0-0-0		0-0-0		HOME		0-0-0		0-0-0		2-2-0
4-11-0		0-0-0		0-0-		AWAY		2-7-0		0-0-0		2-4-0
1-4-0		0-0-0		0-0-0		NEUTRAL		0-0-0		0-1-0		1-3-0
5-7-0		0-0-0		0-0-0		CONFERENCE		0-3-0		0-0-0		5-4-0
4-2-0		0-0-0		0-0-0		HOME		0-0-0		0-0-0		4-2-0
1-5-0		0-0-0		0-0-0		AWAY		0-3-0		0-0-0		1-2-0
0-0-0		0-0-0		0-0-0		NEUTRAL		0-0-0		0-0-0		0-0-0
RPI	S	Opponent	Score	RPI	S	Opponent	Score	RPI	S	Opponent	Score	
						65 A	Liberty	10	5	132 N	Central Mich.	7 24
						65 A	Liberty	0	1	160 A	Rutgers	6 4
						65 A	Liberty	1	9	165 H	Fairfield	7 9
						72 A	Col. of Charleston	0	9	171 A	Northeastern	3 7
						72 A	Col. of Charleston	4	7	171 A	Northeastern	1 5
						72 A	Col. of Charleston	0	16	171 A	Northeastern	7 1
						82 A	St. John's (NY)	1	9	175 A	Army West Point	5 9
						82 A	St. John's (NY)	0	9	184 A	Fordham	3 4
						88 A	Incarnate Word	1	12	184 A	Fordham	3 4
						88 A	Incarnate Word	1	11	205 H	UNCW	7 3
						88 A	Incarnate Word	3	2	205 H	UNCW	6 4
						88 A	Incarnate Word	1	9	205 H	UNCW	9 8
										219 N	Pittsburgh	0 1
										221 H	LIU Brooklyn	1 10
										243 N	Butler	5 10
										246 A	Monmouth	2 3
										246 H	Monmouth	4 1
										249 A	Manhattan	4 1
										249 H	Manhattan	2 0
										261 H	Towson	2 5
										261 H	Towson	5 8
										261 H	Towson	12 6
						165 H	Fairfield	7	9	270 N	Iona	2 4
						72 A	Col. of Charleston	0	16	299 N	Saint Peter's	14 9
						72 A	Col. of Charleston	4	7			
						270 N	Iona	2	4			
						299 N	Saint Peter's	14	9			
LAST 10 GAMES						88 A	Incarnate Word	1	12			
						249 A	Manhattan	4	1			
						205 H	UNCW	9	8			
						205 H	UNCW	6	4			
						205 H	UNCW	7	3			

Non-Div. I Games:

Hofstra

Average RPI Win:		96	WON-LOST RECORD		WINNING PCT. RANK	LAST 10 GAMES		STRENGTH OF SCHEDULE		OPP. STRENGTH OF SCHEDULE		TEAM RPI	ADJ RPI	CONF. RPI	ADJ CONF. RPI								
Average RPI Loss:		74																					
DIV. I ONLY			8-30-0		.21053	294		4-6-0		57		35		218		.45741	217	13	13				
DIV. I NON-CONF.			6-20-0		.23077	267		2-0-0		34		5		187		.48032	187	11	11				
TOTALS		RPI 1-25		RPI 26-50		W-L RECORDS		RPI 51-100		RPI 101-150		RPI 150+											
8-30-0		0-1-0		1-12-0		OVERALL		5-10-0		0-3-0		2-4-0											
5-17-0		0-1-0		0-0-0		HOME		3-9-0		0-3-0		2-4-0											
3-13-0		0-0-0		1-12-0		AWAY		2-1-0		0-0-0		0-0-0											
0-0-0		0-0-0		0-0-0		NEUTRAL		0-0-0		0-0-0		0-0-0											
6-20-0		0-1-0		1-9-0		NON-CONFERENCE		5-7-0		0-3-0		0-0-0											
3-10-0		0-1-0		0-0-0		HOME		3-6-0		0-3-0		0-0-0											
3-10-0		0-0-0		1-0-		AWAY		2-1-0		0-0-0		0-0-0											
0-0-0		0-0-0		0-0-0		NEUTRAL		0-0-0		0-0-0		0-0-0											
2-10-0		0-0-0		0-3-0		CONFERENCE		0-3-0		0-0-0		2-4-0											
2-7-0		0-0-0		0-0-0		HOME		0-3-0		0-0-0		2-4-0											
0-3-0		0-0-0		0-3-0		AWAY		0-0-0		0-0-0		0-0-0											
0-0-0		0-0-0		0-0-0		NEUTRAL		0-0-0		0-0-0		0-0-0											
RPI	S	Opponent		Score		RPI	S	Opponent		Score		RPI	S	Opponent		Score		RPI	S	Opponent		Score	
1	H	UCLA		0	2	27	A	Florida		2	5	60	H	Michigan		8	7	109	H	Nevada		2	3
						27	A	Florida		2	8	68	A	LMU (CA)		4	2	109	H	Nevada		0	1
						27	A	Florida		1	3	76	H	TCU		1	4	109	H	Nevada		3	5
						28	A	Ole Miss		2	7	76	H	TCU		14	3	151	H	Cal Poly		1	7
						28	A	Ole Miss		6	7	76	H	TCU		4	10	151	H	Cal Poly		2	4
						28	A	Ole Miss		3	5	77	A	San Diego		5	4	151	H	Cal Poly		4	5
						35	A	UC Irvine		0	4	77	H	San Diego		0	4	182	H	CSUN		7	4
						35	A	UC Irvine		4	9	81	H	Minnesota		6	19	182	H	CSUN		6	5
						35	A	UC Irvine		1	4	81	H	Minnesota		2	6	182	H	CSUN		2	3
						41	A	Arizona St.		14	9	81	H	Minnesota		6	4						
						47	A	California		5	13	90	H	Cal St. Fullerton		1	5						
						47	A	California		5	10	90	H	Cal St. Fullerton		3	8						
						47	A	California		1	7	90	H	Cal St. Fullerton		3	4						
												93	A	Southern California		2	5						
												93	H	Southern California		5	8						
LAST 10 GAMES																							
						68	A	LMU (CA)		4	2	182	H	CSUN		2	3						
						151	H	Cal Poly		4	5	182	H	CSUN		6	5						
						151	H	Cal Poly		1	7	77	A	San Diego		5	4						
						151	H	Cal Poly		2	4	35	A	UC Irvine		0	4						
						182	H	CSUN		7	4	35	A	UC Irvine		1	4						

Non-Div. I Games:

Long Beach St.

Average RPI Win: 207		WON-LOST RECORD		WINNING PCT. RANK		LAST 10 GAMES		STRENGTH OF SCHEDULE		OPP. STRENGTH OF SCHEDULE		TEAM RPI		ADJ RPI		CONF. RPI		ADJ CONF. RPI	
DIV. I ONLY		13-19-0		.40625 222		4-6-0		240		194		215		.45735 218		20		20	
DIV. I NON-CONF.		7-10-0		.41176 191		1-0-0		260		131		204		.46693 207		15		16	
TOTALS		RPI 1-25		RPI 26-50		W-L RECORDS		RPI 51-100		RPI 101-150		RPI 150+							
13-19-0		0-0-0		0-0-0		OVERALL		1-3-0		2-8-0		10-8-0							
1-5-0		0-0-0		0-0-0		HOME		0-0-0		1-2-0		0-3-0							
6-10-0		0-0-0		0-0-0		AWAY		0-0-0		1-6-0		5-4-0							
6-4-0		0-0-0		0-0-0		NEUTRAL		1-3-0		0-0-0		5-1-0							
7-10-0		0-0-0		0-0-0		NON-CONFERENCE		1-3-0		1-6-0		5-1-0							
0-0-0		0-0-0		0-0-0		HOME		0-0-0		0-0-0		0-0-0							
3-7-0		0-0-0		0-0-		AWAY		0-0-0		1-6-0		2-1-0							
4-3-0		0-0-0		0-0-0		NEUTRAL		1-3-0		0-0-0		3-0-0							
6-9-0		0-0-0		0-0-0		CONFERENCE		0-0-0		1-2-0		5-7-0							
1-5-0		0-0-0		0-0-0		HOME		0-0-0		1-2-0		0-3-0							
3-3-0		0-0-0		0-0-0		AWAY		0-0-0		0-0-0		3-3-0							
2-1-0		0-0-0		0-0-0		NEUTRAL		0-0-0		0-0-0		2-1-0							
RPI S	Opponent	Score		RPI S	Opponent	Score		RPI S	Opponent	Score		RPI S	Opponent	Score					
								79 N	Bradley	6	2	110 H	Harvard	3	11				
								79 N	Bradley	3	6	110 H	Harvard	1	2				
								79 N	Bradley	2	10	110 H	Harvard	15	7				
								85 N	Tulane	1	5	118 A	South Fla.	1	4				
												118 A	South Fla.	1	16				
												118 A	South Fla.	3	7				
												135 A	UTSA	5	9				
												135 A	UTSA	4	3				
												135 A	UTSA	0	10				
												135 A	UTSA	3	12				
												176 H	Penn	15	21				
												176 H	Penn	1	13				
												176 H	Penn	3	15				
												177 A	Columbia	9	23				
												177 A	Columbia	1	11				
												177 A	Columbia	23	1				
												194 A	Holy Cross	10	16				
												211 A	Brown	6	4				
												211 A	Brown	7	5				
												211 A	Brown	6	13				
												214 A	Quinnipiac	9	2				
												237 N	Saint Joseph's	4	2				
												239 N	Princeton	10	8				
												239 N	Princeton	2	8				
												239 N	Princeton	23	3				
												253 A	Siena	6	4				
												291 N	Fairleigh Dickinson	4	3				

**Non-Div. I Games:** Wayne St. (MI)

2	3	Middlebury	7	15
---	---	------------	---	----

Dartmouth

RPI	S	Opponent	Score	
291	N	Fairleigh Dickinson	6	1

Dartmouth

D  
a  
r  
t  
m  
o  
u  
t  
h

D  
a  
r  
t  
m  
o  
u  
t  
h

Average RPI Win: 188		WON-LOST	WINNING	LAST 10	STRENGTH OF		OPP. STRENGTH	TEAM	ADJ	CONF.	ADJ CONF.
Average RPI Loss: 94		RECORD	PCT. RANK	GAMES	SCHEDULE		OF SCHEDULE	RPI	RPI	RPI	RPI
DIV. I ONLY		12-27-0	.30769	259	4-6-0		135	86	219	.45672	219
DIV. I NON-CONF.		8-10-0	.44444	176	2-1-0		281	255	250	.43734	249
TOTALS		RPI 1-25	RPI 26-50		W-L RECORDS		RPI 51-100		RPI 101-150		RPI 150+
12-27-0		1-6-0	1-5-0		OVERALL		1-6-0		1-6-0		8-4-0
5-11-0		1-2-0	1-2-0		HOME		1-2-0		1-3-0		1-2-0
2-12-0		0-4-0	0-3-0		AWAY		0-3-0		0-1-0		2-1-0
5-4-0		0-0-0	0-0-0		NEUTRAL		0-1-0		0-2-0		5-1-0
8-10-0		0-1-0	0-0-0		NON-CONFERENCE		0-1-0		0-4-0		8-4-0
1-3-0		0-0-0	0-0-0		HOME		0-0-0		0-1-0		1-2-0
2-3-0		0-1-0	0-0-		AWAY		0-0-0		0-1-0		2-1-0
5-4-0		0-0-0	0-0-0		NEUTRAL		0-1-0		0-2-0		5-1-0
4-17-0		1-5-0	1-5-0		CONFERENCE		1-5-0		1-2-0		0-0-0
4-8-0		1-2-0	1-2-0		HOME		1-2-0		1-2-0		0-0-0
0-9-0		0-3-0	0-3-0		AWAY		0-3-0		0-0-0		0-0-0
0-0-0		0-0-0	0-0-0		NEUTRAL		0-0-0		0-0-0		0-0-0
RPI S	Opponent	Score	RPI S	Opponent	Score	RPI S	Opponent	Score	RPI S	Opponent	Score
14 H	Miami (FL)	10 <b>13</b>	44 A	Duke	0 <b>2</b>	67 H	Wake Forest	8 <b>20</b>	128 H	Notre Dame	1 <b>4</b>
14 H	Miami (FL)	3 <b>5</b>	44 A	Duke	9 <b>10</b>	67 H	Wake Forest	8 3	128 H	Notre Dame	4 2
14 H	Miami (FL)	11 10	44 A	Duke	5 <b>6</b>	67 H	Wake Forest	6 <b>7</b>	128 H	Notre Dame	0 <b>9</b>
19 A	West Virginia	4 <b>5</b>	45 H	Virginia Tech	1 <b>16</b>	69 N	Iowa	1 <b>10</b>	132 N	Central Mich.	3 <b>4</b>
25 A	NC State	5 <b>6</b>	45 H	Virginia Tech	4 <b>11</b>	86 A	Virginia	5 <b>7</b>	133 N	Milwaukee	8 <b>9</b>
25 A	NC State	3 <b>21</b>	45 H	Virginia Tech	1 0	86 A	Virginia	3 <b>13</b>	150 A	Kent St.	8 <b>9</b>
25 A	NC State	3 <b>4</b>				86 A	Virginia	2 <b>5</b>	150 H	Kent St.	4 <b>6</b>
									164 A	Penn St.	7 2
									164 H	Penn St.	3 <b>7</b>
									179 N	Marshall	2 <b>7</b>
									216 N	Hofstra	1 0
									231 A	USC Upstate	6 3
									243 N	Butler	4 3
									281 A	Youngstown St.	2 <b>3</b>
									281 H	Youngstown St.	2 <b>4</b>
									281 H	Youngstown St.	16 6
									282 N	Bucknell	8 2
									286 N	Villanova	7 2
									299 N	Saint Peter's	17 7
			LAST 10 GAMES								
			128 H	Notre Dame	4 2	128 H	Notre Dame	1 <b>4</b>			
			67 H	Wake Forest	6 <b>7</b>	128 H	Notre Dame	0 <b>9</b>			
			67 H	Wake Forest	8 <b>20</b>	150 A	Kent St.	8 <b>9</b>			
			44 A	Duke	5 <b>6</b>	67 H	Wake Forest	8 3			
			44 A	Duke	0 <b>2</b>	164 A	Penn St.	7 2			

Non-Div. I Games:

Pittsburgh

Average RPI Win:	164	WON-LOST RECORD	WINNING PCT. RANK	LAST 10 GAMES	STRENGTH OF SCHEDULE	OPP. STRENGTH OF SCHEDULE	TEAM RPI	ADJ RPI	CONF. RPI	ADJ CONF. RPI	
Average RPI Loss:	127										
DIV. I ONLY	17-20-0	.45946	182	6-4-0	198	141	220	.45616	220	13	13
DIV. I NON-CONF.	11-14-0	.44	177	1-0-0	202	166	234	.45108	234	11	11
<hr/>											
TOTALS	RPI 1-25	RPI 26-50		W-L RECORDS		RPI 51-100		RPI 101-150		RPI 150+	
17-20-0	0-0-0	2-5-0		OVERALL		5-3-0		2-6-0		8-6-0	
14-15-0	0-0-0	2-5-0		HOME		4-3-0		1-3-0		7-4-0	
3-5-0	0-0-0	0-0-0		AWAY		1-0-0		1-3-0		1-2-0	
0-0-0	0-0-0	0-0-0		NEUTRAL		0-0-0		0-0-0		0-0-0	
11-14-0	0-0-0	1-3-0		NON-CONFERENCE		3-2-0		2-6-0		5-3-0	
9-11-0	0-0-0	1-3-0		HOME		2-2-0		1-3-0		5-3-0	
2-3-0	0-0-0	0-0-		AWAY		1-0-0		1-3-0		0-0-0	
0-0-0	0-0-0	0-0-0		NEUTRAL		0-0-0		0-0-0		0-0-0	
6-6-0	0-0-0	1-2-0		CONFERENCE		2-1-0		0-0-0		3-3-0	
5-4-0	0-0-0	1-2-0		HOME		2-1-0		0-0-0		2-1-0	
1-2-0	0-0-0	0-0-0		AWAY		0-0-0		0-0-0		1-2-0	
0-0-0	0-0-0	0-0-0		NEUTRAL		0-0-0		0-0-0		0-0-0	
RPI	S	Opponent	Score	RPI	S	Opponent	Score	RPI	S	Opponent	Score
				32	H	Oregon	7 6	69	H	Iowa	8 10
				32	H	Oregon	1 3	69	H	Iowa	8 7
				32	H	Oregon	3 4	69	H	Iowa	4 6
				32	H	Oregon	7 8	69	H	Iowa	7 1
				35	H	UC Irvine	10 2	77	A	San Diego	5 2
				35	H	UC Irvine	5 8	90	H	Cal St. Fullerton	3 1
				35	H	UC Irvine	0 4	90	H	Cal St. Fullerton	8 6
								90	H	Cal St. Fullerton	2 5

Non-Div. I Games:

Hawaii

Average RPI Win:	227	WON-LOST RECORD	WINNING PCT. RANK	LAST 10 GAMES	STRENGTH OF SCHEDULE	OPP. STRENGTH OF SCHEDULE	TEAM RPI	ADJ RPI	CONF. RPI	ADJ CONF. RPI	
Average RPI Loss:	178										
DIV. I ONLY	16-21-0	.43243	204	6-4-0	256	267	221	.45586	221	28	28
DIV. I NON-CONF.	9-13-0	.40909	193	2-1-0	218	263	192	.47799	192	28	28
<hr/>											
TOTALS	RPI 1-25	RPI 26-50		W-L RECORDS	RPI 51-100		RPI 101-150		RPI 150+		
16-21-0	1-0-0	0-0-0		OVERALL	1-3-0		0-7-0		14-11-0		
5-5-0	0-0-0	0-0-0		HOME	1-2-0		0-0-0		4-3-0		
10-14-0	1-0-0	0-0-0		AWAY	0-1-0		0-7-0		9-6-0		
1-2-0	0-0-0	0-0-0		NEUTRAL	0-0-0		0-0-0		1-2-0		
<hr/>											
9-13-0	1-0-0	0-0-0		NON-CONFERENCE	0-1-0		0-7-0		8-5-0		
3-1-0	0-0-0	0-0-0		HOME	0-0-0		0-0-0		3-1-0		
6-12-0	1-0-0	0-0-		AWAY	0-1-0		0-7-0		5-4-0		
0-0-0	0-0-0	0-0-0		NEUTRAL	0-0-0		0-0-0		0-0-0		
<hr/>											
7-8-0	0-0-0	0-0-0		CONFERENCE	1-2-0		0-0-0		6-6-0		
2-4-0	0-0-0	0-0-0		HOME	1-2-0		0-0-0		1-2-0		
4-2-0	0-0-0	0-0-0		AWAY	0-0-0		0-0-0		4-2-0		
1-2-0	0-0-0	0-0-0		NEUTRAL	0-0-0		0-0-0		1-2-0		
<hr/>											
RPI S	Opponent	Score		RPI S	Opponent	Score		RPI S	Opponent	Score	
4 A	Georgia	1 0									

Non-Div. I Games:

LIU Brooklyn

RPI	S	Opponent	Score	
291	A	Fairleigh Dickinson	2	17
291	A	Fairleigh Dickinson	5	3
297	H	Mt. St. Mary's	3	5
297	H	Mt. St. Mary's	5	1
297	H	Mt. St. Mary's	5	9

LIU Brooklyn

L  
I  
U  
B  
r  
o  
o  
k  
l  
y  
n

L  
I  
U  
B  
r  
o  
o  
k  
l  
y  
n



Average RPI Win: 227		WON-LOST RECORD	WINNING PCT. RANK	LAST 10 GAMES	STRENGTH OF SCHEDULE	OPP. STRENGTH OF SCHEDULE	TEAM RPI	ADJ RPI	CONF. RPI	ADJ CONF. RPI		
Average RPI Loss: 151												
DIV. I ONLY		12-21-1	.36765	233	3-7-0	210	250	222	.4554	222	15	15
DIV. I NON-CONF.		8-10-1	.44737	175	1-1-0	287	285	237	.44649	237	17	17
<hr/>												
TOTALS		RPI 1-25		RPI 26-50		W-L RECORDS		RPI 51-100		RPI 101-150		RPI 150+
12-21-1		0-0-0		0-0-0		OVERALL		1-2-0		1-10-0		10-9-1
2-4-0		0-0-0		0-0-0		HOME		0-0-0		1-2-0		1-2-0
6-14-0		0-0-0		0-0-0		AWAY		1-2-0		0-8-0		5-4-0
4-3-1		0-0-0		0-0-0		NEUTRAL		0-0-0		0-0-0		4-3-1
8-10-1		0-0-0		0-0-0		NON-CONFERENCE		0-0-0		0-5-0		8-5-1
0-0-0		0-0-0		0-0-0		HOME		0-0-0		0-0-0		0-0-0
4-7-0		0-0-0		0-0-		AWAY		0-0-0		0-5-0		4-2-0
4-3-1		0-0-0		0-0-0		NEUTRAL		0-0-0		0-0-0		4-3-1
4-11-0		0-0-0		0-0-0		CONFERENCE		1-2-0		1-5-0		2-4-0
2-4-0		0-0-0		0-0-0		HOME		0-0-0		1-2-0		1-2-0
2-7-0		0-0-0		0-0-0		AWAY		1-2-0		0-3-0		1-2-0
0-0-0		0-0-0		0-0-0		NEUTRAL		0-0-0		0-0-0		0-0-0
RPI	S	Opponent	Score	RPI	S	Opponent	Score	RPI	S	Opponent	Score	
						65 A Liberty	2 8			102 A Morehead St.	7 11	
						65 A Liberty	1 8			102 A Morehead St.	5 21	
						65 A Liberty	9 2			106 A North Florida	3 8	
										106 A North Florida	2 5	
										106 A North Florida	0 4	
										114 A ETSU	1 8	
										114 A ETSU	2 12	
										114 A ETSU	2 3	
										117 H Jacksonville	2 5	
										117 H Jacksonville	5 2	
										117 H Jacksonville	5 6	
										187 N Purdue	2 3	
										187 N Purdue	8 9	
										187 N Purdue	9 3	
										190 H Lipscomb	5 1	
										190 H Lipscomb	5 10	
										190 H Lipscomb	4 7	
										200 N Seton Hall	5 8	
										225 A Stetson	3 4	
										225 A Stetson	0 1	
										225 A Stetson	3 1	
						LAST 10 GAMES				246 A Monmouth	1 3	
						190 H Lipscomb	4 7			249 A Manhattan	9 7	
						190 H Lipscomb	5 1			266 A Norfolk St.	11 5	
						299 A Saint Peter's	6 2			266 A Norfolk St.	4 3	
						225 A Stetson	3 1			283 A Rider	10 16	
						225 A Stetson	0 1			285 N Eastern Mich.	10 4	

Non-Div. I Games:

NJIT

RPI	S	Opponent	Score	
285	N	Eastern Mich.	10	9
285	N	Eastern Mich.	9	9
285	N	Eastern Mich.	5	4
299	A	Saint Peter's	6	2

NJIT

N  
J  
I  
T

N  
J  
I  
T

Average RPI Win:	250	WON-LOST RECORD	WINNING PCT. RANK	LAST 10 GAMES	STRENGTH OF SCHEDULE	OPP. STRENGTH OF SCHEDULE	TEAM RPI	ADJ RPI	CONF. RPI	ADJ CONF. RPI	
DIV. I ONLY		19-19-0	.5 148	5-5-0	277	260	223	.4548 223	23	23	
DIV. I NON-CONF.		14-9-0	.6087 94	2-2-0	254	287	156	.49504 156	20	20	
<hr/>											
TOTALS	RPI 1-25	RPI 26-50		W-L RECORDS	RPI 51-100		RPI 101-150		RPI 150+		
19-19-0	0-3-0	0-0-0		OVERALL	0-0-0		0-3-0		19-13-0		
6-5-0	0-0-0	0-0-0		HOME	0-0-0		0-0-0		6-5-0		
9-12-0	0-3-0	0-0-0		AWAY	0-0-0		0-3-0		9-6-0		
4-2-0	0-0-0	0-0-0		NEUTRAL	0-0-0		0-0-0		4-2-0		
14-9-0	0-3-0	0-0-0		NON-CONFERENCE	0-0-0		0-0-0		14-6-0		
3-2-0	0-0-0	0-0-0		HOME	0-0-0		0-0-0		3-2-0		
7-5-0	0-3-0	0-0-		AWAY	0-0-0		0-0-0		7-2-0		
4-2-0	0-0-0	0-0-0		NEUTRAL	0-0-0		0-0-0		4-2-0		
5-10-0	0-0-0	0-0-0		CONFERENCE	0-0-0		0-3-0		5-7-0		
3-3-0	0-0-0	0-0-0		HOME	0-0-0		0-0-0		3-3-0		
2-7-0	0-0-0	0-0-0		AWAY	0-0-0		0-3-0		2-4-0		
0-0-0	0-0-0	0-0-0		NEUTRAL	0-0-0		0-0-0		0-0-0		
RPI S	Opponent	Score	RPI S	Opponent	Score	RPI S	Opponent	Score	RPI S	Opponent	Score
14 A	Miami (FL)	2 8							120 A	Stony Brook	3 9
14 A	Miami (FL)	1 20							120 A	Stony Brook	3 4
14 A	Miami (FL)	2 3							120 A	Stony Brook	5 8
									162 A	Navy	4 13
									162 H	Navy	9 3
									202 H	Hartford	10 8
									202 H	Hartford	8 2
									202 H	Hartford	4 7
									208 A	Maine	4 1
									208 A	Maine	2 9
									208 A	Maine	1 2
									226 N	UNC Asheville	3 2
									226 N	UNC Asheville	14 17
									226 N	UNC Asheville	12 0
									234 A	Delaware	7 4
									238 A	Albany (NY)	2 7
									238 A	Albany (NY)	3 4
									238 A	Albany (NY)	7 1
									244 A	Coppin St.	16 2
									254 A	George Washington	14 12
									254 H	George Washington	6 11
									258 H	UMass Lowell	2 8
									258 H	UMass Lowell	3 8
									258 H	UMass Lowell	8 5
									261 A	Towson	7 8
									261 H	Towson	2 7
									265 H	George Mason	9 3
<hr/>											
			LAST 10 GAMES								
			208 A	Maine	1 2	258 H			UMass Lowell	8 5	
			297 A	Mt. St. Mary's	10 4	208 A			Maine	4 1	
			297 A	Mt. St. Mary's	6 5	120 A			Stony Brook	5 8	
			120 A	Stony Brook	3 9	202 H			Hartford	4 7	
			120 A	Stony Brook	3 4	238 A			Albany (NY)	3 4	

Non-Div. I Games:

UMBC

RPI	S	Opponent	Score	
278	N	Delaware St.	3	2
278	N	Delaware St.	5	6
278	N	Delaware St.	10	5
296	H	UMES	6	1
297	A	Mt. St. Mary's	9	4
297	A	Mt. St. Mary's	6	5
297	A	Mt. St. Mary's	10	4
297	A	Mt. St. Mary's	6	5

UMBC

U  
M  
B  
C

U  
M  
B  
C

S  
a  
c  
r  
e  
d  
H  
e  
a  
r  
t

Sacred Heart

RPI	S	Opponent	Score	
268	N	Georgetown	0	11
268	N	Georgetown	6	5
291	A	Fairleigh Dickinson	12	5
291	A	Fairleigh Dickinson	13	6
291	A	Fairleigh Dickinson	5	6

Sacred Heart

S  
a  
c  
r  
e  
d  
H  
e  
a  
r  
t

S  
a  
c  
r  
e  
d  
H  
e  
a  
r  
t

Average RPI Win: 187		WON-LOST RECORD		WINNING PCT. RANK		LAST 10 GAMES		STRENGTH OF SCHEDULE		OPP. STRENGTH OF SCHEDULE		TEAM RPI		ADJ RPI		CONF. RPI		ADJ CONF. RPI					
DIV. I ONLY		18-22-0		.45		188		4-6-0		225		140		225		.45417		225		15		15	
DIV. I NON-CONF.		11-17-0		.39286		201		1-2-0		235		107		251		.43701		250		17		17	
TOTALS		RPI 1-25		RPI 26-50		W-L RECORDS		RPI 51-100		RPI 101-150		RPI 150+											
18-22-0		1-1-0		0-1-0		OVERALL		2-10-0		2-0-0		13-10-0											
13-13-0		0-0-0		0-1-0		HOME		1-4-0		1-0-0		11-8-0											
5-8-0		1-1-0		0-0-0		AWAY		1-5-0		1-0-0		2-2-0											
0-1-0		0-0-0		0-0-0		NEUTRAL		0-1-0		0-0-0		0-0-0											
11-17-0		1-1-0		0-1-0		NON-CONFERENCE		1-8-0		2-0-0		7-7-0											
9-11-0		0-0-0		0-1-0		HOME		1-4-0		1-0-0		7-6-0											
2-5-0		1-1-0		0-0-		AWAY		0-3-0		1-0-0		0-1-0											
0-1-0		0-0-0		0-0-0		NEUTRAL		0-1-0		0-0-0		0-0-0											
7-5-0		0-0-0		0-0-0		CONFERENCE		1-2-0		0-0-0		6-3-0											
4-2-0		0-0-0		0-0-0		HOME		0-0-0		0-0-0		4-2-0											
3-3-0		0-0-0		0-0-0		AWAY		1-2-0		0-0-0		2-1-0											
0-0-0		0-0-0		0-0-0		NEUTRAL		0-0-0		0-0-0		0-0-0											
RPI	S	Opponent		Score		RPI	S	Opponent		Score		RPI	S	Opponent		Score		RPI	S	Opponent		Score	
17	A	Texas Tech		4	5	45	H	Virginia Tech		0	5	56	A	Florida St.		4	10	118	H	South Fla.		10	9
17	A	Texas Tech		7	5							56	A	Florida St.		8	9	139	A	FIU		8	5
												60	N	Michigan		6	16	170	H	Yale		3	7
												65	A	Liberty		4	15	170	H	Yale		7	5
												65	A	Liberty		3	2	170	H	Yale		3	13
												65	A	Liberty		6	12	192	H	Saint Louis		3	2
												75	A	UCF		2	10	210	H	Kennesaw St.		4	0
												75	H	UCF		4	13	210	H	Kennesaw St.		1	2
												78	H	Sam Houston St.		3	4	210	H	Kennesaw St.		9	3
												83	H	Maryland		0	7	222	H	NJIT		1	0
												83	H	Maryland		4	8	222	H	NJIT		1	3
												83	H	Maryland		12	7	222	H	NJIT		4	3
																		224	H	Sacred Heart		11	5
																		224	H	Sacred Heart		4	11
																		224	H	Sacred Heart		8	5
																		245	A	North Ala.		2	6
																		245	A	North Ala.		13	8
																		245	A	North Ala.		12	1
																		249	H	Manhattan		2	5
																		253	H	Siena		0	5
																		253	H	Siena		7	8
																		253	H	Siena		3	2
																		264	A	Bethune-Cookman		2	3
																		264	H	Bethune-Cookman		10	3
																		268	H	Georgetown		5	4
						LAST 10 GAMES																	
						65	A	Liberty		6	12	170	H	Yale		7	5	264	A	Bethune-Cookman		2	3
						65	A	Liberty		3	2	56	A	Florida St.		4	10	264	H	Bethune-Cookman		10	3
						222	H	NJIT		1	3	56	A	Florida St.		8	9	268	H	Georgetown		5	4
						222	H	NJIT		1	0	210	H	Kennesaw St.		1	2						
						170	H	Yale		3	7	210	H	Kennesaw St.		4	0						

Non-Div. I Games:

Stetson

Average RPI Win:	210	WON-LOST	WINNING	LAST 10	STRENGTH OF	OPP. STRENGTH	TEAM	ADJ	CONF.	ADJ CONF.								
Average RPI Loss:	136	RECORD	PCT. RANK	GAMES	SCHEDULE	OF SCHEDULE	RPI	RPI	RPI	RPI								
DIV. I ONLY		14-26-0	.35	245	3-7-0	171	178	226	.45316	226	18	18						
DIV. I NON-CONF.		6-16-0	.27273	250	1-3-0	114	129	212	.46414	212	19	19						
<hr/>																		
TOTALS	RPI 1-25	RPI 26-50		W-L RECORDS		RPI 51-100		RPI 101-150		RPI 150+								
14-26-0	0-2-0	0-0-0		OVERALL		2-7-0		1-5-0		11-12-0								
9-9-0	0-0-0	0-0-0		HOME		0-0-0		0-1-0		9-8-0								
4-15-0	0-2-0	0-0-0		AWAY		2-7-0		1-4-0		1-2-0								
1-2-0	0-0-0	0-0-0		NEUTRAL		0-0-0		0-0-0		1-2-0								
<hr/>																		
6-16-0	0-2-0	0-0-0		NON-CONFERENCE		1-5-0		1-2-0		4-7-0								
2-4-0	0-0-0	0-0-0		HOME		0-0-0		0-1-0		2-3-0								
3-10-0	0-2-0	0-0-		AWAY		1-5-0		1-1-0		1-2-0								
1-2-0	0-0-0	0-0-0		NEUTRAL		0-0-0		0-0-0		1-2-0								
<hr/>																		
8-10-0	0-0-0	0-0-0		CONFERENCE		1-2-0		0-3-0		7-5-0								
7-5-0	0-0-0	0-0-0		HOME		0-0-0		0-0-0		7-5-0								
1-5-0	0-0-0	0-0-0		AWAY		1-2-0		0-3-0		0-0-0								
0-0-0	0-0-0	0-0-0		NEUTRAL		0-0-0		0-0-0		0-0-0								
<hr/>																		
RPI	S	Opponent	Score		RPI	S	Opponent	Score		RPI	S	Opponent	Score					
6	A	Tennessee	2	7					58	A	Ga. Southern	14	9	114	A	ETSU	6	7
6	A	Tennessee	4	8					58	A	Ga. Southern	0	14	142	A	Presbyterian	2	6
								58	A	Ga. Southern	1	5	142	A	Presbyterian	2	4	
								70	A	Campbell	3	0	142	A	Presbyterian	2	7	
								70	A	Campbell	3	6	145	A	Western Caro.	11	8	
								70	A	Campbell	1	21	145	H	Western Caro.	4	16	
								72	A	Col. of Charleston	3	12	156	H	Winthrop	12	2	
								72	A	Col. of Charleston	5	6	156	H	Winthrop	1	9	
								72	A	Col. of Charleston	0	9	156	H	Winthrop	3	4	
												159	A	Wofford	2	14		
												159	H	Wofford	1	12		
												161	A	Furman	4	3		
												161	H	Furman	2	3		
												174	H	Appalachian St.	2	8		
												203	A	Charlotte	2	5		
												223	N	UMBC	0	12		
												223	N	UMBC	17	14		
												223	N	UMBC	2	3		
												231	H	USC Upstate	7	6		
												231	H	USC Upstate	2	10		
												231	H	USC Upstate	9	5		
												263	H	Charleston So.	2	3		
												263	H	Charleston So.	2	8		
												263	H	Charleston So.	11	4		
												270	H	Iona	7	3		
												270	H	Iona	9	2		
												288	H	Longwood	11	8		
<hr/>																		
LAST 10 GAMES																		
263 H Charleston So.					2	8	263 H Charleston So.					11	4	263 H Charleston So.			2	8
263 H Charleston So.					2	3	161 H Furman					2	3	263 H Charleston So.			11	4
156 H Winthrop					3	4	156 H Winthrop					1	9	270 H Iona			7	3
145 A Western Caro.					11	8	156 H Winthrop					12	2	270 H Iona			9	2
159 H Wofford					1	12	174 H Appalachian St.					2	8	288 H Longwood			11	8

**Non-Div. I Games:**

UNC Asheville



RPI	S	Opponent	Score
288	H	Longwood	14 3
288	H	Longwood	11 8

UNC Asheville

Average RPI Win:	224	WON-LOST RECORD	WINNING PCT. RANK	LAST 10 GAMES	STRENGTH OF SCHEDULE	OPP. STRENGTH OF SCHEDULE	TEAM RPI	ADJ RPI	CONF. RPI	ADJ CONF. RPI		
Average RPI Loss:	149	16-22-0	.42105	214	7-3-0	235	191	227	.45309	227	19	19
DIV. I ONLY		8-12-0	.4	199	4-2-0	266	91	241	.44417	241	22	22
DIV. I NON-CONF.												
<hr/>												
TOTALS	RPI 1-25	RPI 26-50		W-L RECORDS		RPI 51-100		RPI 101-150		RPI 150+		
16-22-0	0-0-0	0-4-0		OVERALL		0-1-0		1-5-0		15-12-0		
12-6-0	0-0-0	0-2-0		HOME		0-0-0		0-0-0		12-4-0		
4-16-0	0-0-0	0-2-0		AWAY		0-1-0		1-5-0		3-8-0		
0-0-0	0-0-0	0-0-0		NEUTRAL		0-0-0		0-0-0		0-0-0		
8-12-0	0-0-0	0-4-0		NON-CONFERENCE		0-1-0		1-2-0		7-5-0		
6-3-0	0-0-0	0-2-0		HOME		0-0-0		0-0-0		6-1-0		
2-9-0	0-0-0	0-0-		AWAY		0-1-0		1-2-0		1-4-0		
0-0-0	0-0-0	0-0-0		NEUTRAL		0-0-0		0-0-0		0-0-0		
8-10-0	0-0-0	0-0-0		CONFERENCE		0-0-0		0-3-0		8-7-0		
6-3-0	0-0-0	0-0-0		HOME		0-0-0		0-0-0		6-3-0		
2-7-0	0-0-0	0-0-0		AWAY		0-0-0		0-3-0		2-4-0		
0-0-0	0-0-0	0-0-0		NEUTRAL		0-0-0		0-0-0		0-0-0		
RPI	S	Opponent	Score	RPI	S	Opponent	Score	RPI	S	Opponent	Score	
				26	H	Missouri	3 10					
				30	H	Illinois St.	9 16					
				46	A	Kentucky	4 6					
				48	A	Evansville	5 9					

Non-Div. I Games:

SIUE

RPI	S	Opponent	Score	
256	A	Tennessee Tech	9	8
259	A	Western Ill.	15	2
259	H	Western Ill.	13	3
271	H	Southeast Mo. St.	6	8
271	H	Southeast Mo. St.	3	2
271	H	Southeast Mo. St.	9	3

SIUE

S  
I  
U  
E

S  
I  
U  
E

Average RPI Win:		214	WON-LOST RECORD		WINNING PCT. RANK		LAST 10 GAMES		STRENGTH OF SCHEDULE		OPP. STRENGTH OF SCHEDULE		TEAM RPI		ADJ RPI		CONF. RPI		ADJ CONF. RPI	
DIV. I ONLY			12-22-0		.35294 242		2-8-0		163		189		228		.45271 228		13		13	
DIV. I NON-CONF.			9-13-0		.40909 193		2-2-0		205		229		226		.45743 226		11		11	
TOTALS		RPI 1-25		RPI 26-50		W-L RECORDS		RPI 51-100		RPI 101-150		RPI 150+								
12-22-0		1-3-0		0-3-0		OVERALL		1-4-0		1-4-0		9-8-0								
9-8-0		0-0-0		0-0-0		HOME		0-1-0		1-2-0		8-5-0								
3-14-0		1-3-0		0-3-0		AWAY		1-3-0		0-2-0		1-3-0								
0-0-0		0-0-0		0-0-0		NEUTRAL		0-0-0		0-0-0		0-0-0								
9-13-0		1-0-0		0-3-0		NON-CONFERENCE		1-4-0		1-4-0		6-2-0								
7-4-0		0-0-0		0-0-0		HOME		0-1-0		1-2-0		6-1-0								
2-9-0		1-0-0		0-0-		AWAY		1-3-0		0-2-0		0-1-0								
0-0-0		0-0-0		0-0-0		NEUTRAL		0-0-0		0-0-0		0-0-0								
3-9-0		0-3-0		0-0-0		CONFERENCE		0-0-0		0-0-0		3-6-0								
2-4-0		0-0-0		0-0-0		HOME		0-0-0		0-0-0		2-4-0								
1-5-0		0-3-0		0-0-0		AWAY		0-0-0		0-0-0		1-2-0								
0-0-0		0-0-0		0-0-0		NEUTRAL		0-0-0		0-0-0		0-0-0								
RPI	S	Opponent		Score		RPI	S	Opponent		Score		RPI	S	Opponent		Score				
9	A	UC Santa Barbara		8 9		41	A	Arizona St.		2 3		57	A	Pepperdine		0 1				
9	A	UC Santa Barbara		3 4		41	A	Arizona St.		2 17		57	A	Pepperdine		3 15				
9	A	UC Santa Barbara		0 7		41	A	Arizona St.		3 13		57	A	Pepperdine		0 4				
11	A	Stanford		8 6								96	A	San Francisco		4 2				
												96	H	San Francisco		14 19				
														</						

Non-Div. I Games:

UC Davis

Average RPI Win: 195		WON-LOST RECORD	WINNING PCT. RANK		LAST 10 GAMES	STRENGTH OF SCHEDULE	OPP. STRENGTH OF SCHEDULE	TEAM RPI	ADJ RPI		CONF. RPI	ADJ CONF. RPI
Average RPI Loss: 149												
DIV. I ONLY		9-21-0	.3	261	2-8-0	176	231	229	.45233	229	20	20
DIV. I NON-CONF.		5-10-0	.33333	224	0-1-0	39	252	133	.50775	133	15	16
<hr/>												
TOTALS		RPI 1-25		RPI 26-50		W-L RECORDS		RPI 51-100		RPI 101-150		RPI 150+
9-21-0		0-0-0		0-3-0		OVERALL		0-3-0		1-2-0		8-13-0
2-6-0		0-0-0		0-0-0		HOME		0-0-0		0-0-0		2-6-0
6-15-0		0-0-0		0-3-0		AWAY		0-3-0		1-2-0		5-7-0
1-0-0		0-0-0		0-0-0		NEUTRAL		0-0-0		0-0-0		1-0-0
5-10-0		0-0-0		0-3-0		NON-CONFERENCE		0-3-0		0-0-0		5-4-0
1-1-0		0-0-0		0-0-0		HOME		0-0-0		0-0-0		1-1-0
3-9-0		0-0-0		0-0-		AWAY		0-3-0		0-0-0		3-3-0
1-0-0		0-0-0		0-0-0		NEUTRAL		0-0-0		0-0-0		1-0-0
4-11-0		0-0-0		0-0-0		CONFERENCE		0-0-0		1-2-0		3-9-0
1-5-0		0-0-0		0-0-0		HOME		0-0-0		0-0-0		1-5-0
3-6-0		0-0-0		0-0-0		AWAY		0-0-0		1-2-0		2-4-0
0-0-0		0-0-0		0-0-0		NEUTRAL		0-0-0		0-0-0		0-0-0
RPI	S	Opponent	Score	RPI	S	Opponent	Score	RPI	S	Opponent	Score	
				33	A	Baylor	0 17	73	A	VCU	1 6	110 A Harvard 6 8
				33	A	Baylor	4 12	73	A	VCU	3 9	110 A Harvard 1 7
				33	A	Baylor	3 10	73	A	VCU	0 2	110 A Harvard 2 0
										162 A Navy	1 5	
										162 A Navy	3 2	
										162 A Navy	1 2	
										170 A Yale	2 7	
										170 A Yale	3 0	
										170 A Yale	0 2	
										175 A Army West Point	4 1	
										177 A Columbia	4 3	
										177 A Columbia	8 13	
										177 A Columbia	0 3	
										184 N Fordham	1 0	
										197 H Binghamton	4 8	
										211 H Brown	3 7	
										211 H Brown	1 2	
										211 H Brown	3 11	
										239 H Princeton	15 9	
										239 H Princeton	2 4	
										239 H Princeton	2 7	
										261 A Towson	4 2	
										261 A Towson	2 3	
										279 H St. Bonaventure	8 1	
LAST 10 GAMES												
				177 A Columbia		0 3	162 A Navy		3 2	261 A Towson		
				73 A VCU		3 9	110 A Harvard		1 7	279 H St. Bonaventure		
				177 A Columbia		8 13	170 A Yale		0 2			
				239 H Princeton		15 9	239 H Princeton		2 4			
				211 H Brown		1 2	239 H Princeton		2 7			

Non-Div. I Games:

Cornell

W  
a  
g  
n  
e  
r

Wagner

RPI	S	Opponent	Score	
299	H	Saint Peter's	13	3

Wagner

W  
a  
g  
n  
e  
r

W  
a  
g  
n  
e  
r

U  
S  
C  
U  
P  
S  
t  
a  
t  
e

USC Upstate



RPI	S	Opponent	Score	
236	H	Ohio	1	2
236	H	Ohio	3	2
236	H	Ohio	10	7
263	H	Charleston So.	11	7

USC Upstate

U  
S  
C  
U  
P  
S  
t  
a  
t  
e

U  
S  
C  
U  
P  
S  
t  
a  
t  
e

Average RPI Win: 198		WON-LOST	WINNING	LAST 10	STRENGTH OF		OPP. STRENGTH	TEAM	ADJ	CONF.	ADJ CONF.
Average RPI Loss: 107		RECORD	PCT. RANK	GAMES	SCHEDULE		OF SCHEDULE	RPI	RPI	RPI	RPI
DIV. I ONLY		11-30-0	.26829	271	3-7-0		99	134	232	.45068	232
DIV. I NON-CONF.		8-15-0	.34783	219	2-2-0		40	211	189	.47962	189
TOTALS		RPI 1-25	RPI 26-50		W-L RECORDS		RPI 51-100		RPI 101-150		RPI 150+
11-30-0		0-5-0	0-0-0		OVERALL		0-6-0		2-13-0		9-6-0
7-17-0		0-3-0	0-0-0		HOME		0-3-0		2-10-0		5-1-0
4-13-0		0-2-0	0-0-0		AWAY		0-3-0		0-3-0		4-5-0
0-0-0		0-0-0	0-0-0		NEUTRAL		0-0-0		0-0-0		0-0-0
8-15-0		0-5-0	0-0-0		NON-CONFERENCE		0-0-0		1-5-0		7-5-0
6-9-0		0-3-0	0-0-0		HOME		0-0-0		1-5-0		5-1-0
2-6-0		0-2-0	0-0-0		AWAY		0-0-0		0-0-0		2-4-0
0-0-0		0-0-0	0-0-0		NEUTRAL		0-0-0		0-0-0		0-0-0
3-15-0		0-0-0	0-0-0		CONFERENCE		0-6-0		1-8-0		2-1-0
1-8-0		0-0-0	0-0-0		HOME		0-3-0		1-5-0		0-0-0
2-7-0		0-0-0	0-0-0		AWAY		0-3-0		0-3-0		2-1-0
0-0-0		0-0-0	0-0-0		NEUTRAL		0-0-0		0-0-0		0-0-0
RPI S	Opponent	Score	RPI S	Opponent	Score	RPI S	Opponent	Score	RPI S	Opponent	Score
4 A	Georgia	1 11				55 H	UT Arlington	6 14	103 A	Little Rock	2 6
4 H	Georgia	3 6				55 H	UT Arlington	3 4	103 A	Little Rock	1 9
10 A	Georgia Tech	3 7				55 H	UT Arlington	2 4	103 A	Little Rock	2 3
10 H	Georgia Tech	0 10				100 A	South Alabama	7 9	104 H	Samford	1 2
19 H	West Virginia	2 8				100 A	South Alabama	2 4	104 H	Samford	2 13
						100 A	South Alabama	7 10	104 H	Samford	6 8
									114 H	ETSU	6 5
									114 H	ETSU	1 5
									114 H	ETSU	2 8
									124 H	Troy	6 10
									124 H	Troy	5 10
									124 H	Troy	12 5
									147 H	La.-Monroe	3 10
									147 H	La.-Monroe	8 16
									147 H	La.-Monroe	3 9
									152 H	Richmond	6 13
									161 A	Furman	3 4
									161 H	Furman	10 8
									174 A	Appalachian St.	17 6
									174 A	Appalachian St.	3 9
									174 A	Appalachian St.	2 0
									189 A	Mercer	11 14
									189 H	Mercer	4 2
									210 A	Kennesaw St.	10 12
									210 H	Kennesaw St.	9 7
									215 H	UIC	9 5
									263 A	Charleston So.	7 6
			LAST 10 GAMES								
			263 A	Charleston So.	15 6	100 A	South Alabama	7 9			
			161 A	Furman	3 4	287 H	Savannah St.	5 1			
			210 A	Kennesaw St.	10 12	124 H	Troy	5 10			
			100 A	South Alabama	7 10	124 H	Troy	12 5			
			100 A	South Alabama	2 4	124 H	Troy	6 10			

Non-Div. I Games: Ga. Southwestern 9 5

Georgia St.

RPI	S	Opponent	Score	
263	A	Charleston So.	2	5
263	A	Charleston So.	15	6
287	H	Savannah St.	5	1

Georgia St.

G  
e  
o  
r  
g  
i  
a  
S  
t  
.

G  
e  
o  
r  
g  
i  
a  
S  
t  
.

Average RPI Win:	227	WON-LOST RECORD	WINNING PCT. RANK	LAST 10 GAMES	STRENGTH OF SCHEDULE	OPP. STRENGTH OF SCHEDULE	TEAM RPI	ADJ RPI	CONF. RPI	ADJ CONF. RPI	
DIV. I ONLY	13-23-0	.36111	237	6-4-0	262	230	233	.44981	233	24	24
DIV. I NON-CONF.	7-16-0	.30435	236	1-1-0	263	219	246	.44161	245	25	25
TOTALS	RPI 1-25	RPI 26-50	W-L RECORDS		RPI 51-100	RPI 101-150		RPI 150+			
13-23-0	0-0-0	0-0-0	OVERALL		0-1-0	3-10-0		10-12-0			
2-1-0	0-0-0	0-0-0	HOME		0-0-0	0-0-0		2-1-0			
8-21-0	0-0-0	0-0-0	AWAY		0-1-0	3-10-0		5-10-0			
3-1-0	0-0-0	0-0-0	NEUTRAL		0-0-0	0-0-0		3-1-0			
7-16-0	0-0-0	0-0-0	NON-CONFERENCE		0-1-0	2-5-0		5-10-0			
0-0-0	0-0-0	0-0-0	HOME		0-0-0	0-0-0		0-0-0			
4-15-0	0-0-0	0-0-	AWAY		0-1-0	2-5-0		2-9-0			
3-1-0	0-0-0	0-0-0	NEUTRAL		0-0-0	0-0-0		3-1-0			
6-7-0	0-0-0	0-0-0	CONFERENCE		0-0-0	1-5-0		5-2-0			
2-1-0	0-0-0	0-0-0	HOME		0-0-0	0-0-0		2-1-0			
4-6-0	0-0-0	0-0-0	AWAY		0-0-0	1-5-0		3-1-0			
0-0-0	0-0-0	0-0-0	NEUTRAL		0-0-0	0-0-0		0-0-0			
RPI	S	Opponent	Score	RPI	S	Opponent	Score	RPI	S	Opponent	Score
						60 A Michigan	5 12	106 A North Florida	4	10	
								106 A North Florida	10	1	
								106 A North Florida	2	11	
								118 A South Fla.	9	10	
								118 A South Fla.	6	9	
								118 A South Fla.	6	7	
								128 A Notre Dame	12	2	
								131 A Ball St.	3	10	
								131 A Ball St.	15	20	
								131 A Ball St.	5	8	
								150 A Kent St.	11	1	
								150 A Kent St.	3	15	
								150 A Kent St.	5	9	
								181 A Michigan St.	2	3	
								181 N Michigan St.	2	5	
								188 A Belmont	1	2	
								190 A Lipscomb	17	5	
								190 A Lipscomb	5	13	
								209 A Toledo	6	3	
								240 A Valparaiso	1	11	
								243 A Butler	0	10	
								243 A Butler	2	1	
								243 A Butler	4	7	
								268 N Georgetown	22	1	
								271 A Southeast Mo. St.	8	9	
								271 A Southeast Mo. St.	4	8	
								271 A Southeast Mo. St.	1	5	
LAST 10 GAMES											
						272 H Northern Ill.	6 12	274 A Bowling Green	3	4	
						272 H Northern Ill.	10 4	274 A Bowling Green	5	1	
						190 A Lipscomb	5 13	240 A Valparaiso	1	11	
						106 A North Florida	4 10	272 H Northern Ill.	9	4	
						274 A Bowling Green	4 2	128 A Notre Dame	12	2	

Non-Div. I Games:

Western Mich.




RPI	S	Opponent	Score	
272	H	Northern Ill.	6	12
272	H	Northern Ill.	10	4
272	H	Northern Ill.	9	4
274	A	Bowling Green	5	1
274	A	Bowling Green	3	4
274	A	Bowling Green	4	2
279	N	St. Bonaventure	8	3
286	N	Villanova	11	2

Western Mich.

W  
e  
s  
t  
e  
r  
n  
M  
i  
c  
h  
.

W  
e  
s  
t  
e  
r  
n  
M  
i  
c  
h  
.

D  
e  
l  
a  
w  
a  
r  
e

 Tie,  Loss,  Non-Conf, S Site, H Home, A Away, N Neutral Page 326

RPI	S	Opponent	Score	
278	H	Delaware St.	13	2
283	H	Rider	6	1
296	H	UMES	8	2

Delaware

D  
e  
l  
a  
w  
a  
r  
e

D  
e  
l  
a  
w  
a  
r  
e

Average RPI Win: 241		WON-LOST	WINNING	LAST 10	STRENGTH OF		OPP. STRENGTH	TEAM	ADJ	CONF.	ADJ CONF.
Average RPI Loss: 134		RECORD	PCT. RANK	GAMES	SCHEDULE		OF SCHEDULE	RPI	RPI	RPI	RPI
DIV. I ONLY		17-26-0	.39535	223	2-8-0		215	220	235	.44853	235
DIV. I NON-CONF.		12-16-0	.42857	182	0-4-0		241	206	228	.45549	227
TOTALS		RPI 1-25	RPI 26-50		W-L RECORDS		RPI 51-100		RPI 101-150		RPI 150+
17-26-0		0-1-0	1-2-0		OVERALL		0-5-0		1-8-0		15-10-0
11-7-0		0-1-0	0-1-0		HOME		0-0-0		0-0-0		11-5-0
4-17-0		0-0-0	0-1-0		AWAY		0-4-0		0-7-0		4-5-0
2-2-0		0-0-0	1-0-0		NEUTRAL		0-1-0		1-1-0		0-0-0
12-16-0		0-1-0	1-2-0		NON-CONFERENCE		0-5-0		1-2-0		10-6-0
7-5-0		0-1-0	0-1-0		HOME		0-0-0		0-0-0		7-3-0
3-9-0		0-0-0	0-0-		AWAY		0-4-0		0-1-0		3-3-0
2-2-0		0-0-0	1-0-0		NEUTRAL		0-1-0		1-1-0		0-0-0
5-10-0		0-0-0	0-0-0		CONFERENCE		0-0-0		0-6-0		5-4-0
4-2-0		0-0-0	0-0-0		HOME		0-0-0		0-0-0		4-2-0
1-8-0		0-0-0	0-0-0		AWAY		0-0-0		0-6-0		1-2-0
0-0-0		0-0-0	0-0-0		NEUTRAL		0-0-0		0-0-0		0-0-0
RPI S	Opponent	Score	RPI S	Opponent	Score	RPI S	Opponent	Score	RPI S	Opponent	Score
9 H	UC Santa Barbara	1 4	47 N	California	4 3	57 N	Pepperdine	0 11	105 A	Sacramento St.	7 10
			49 A	Fresno St.	6 7	68 A	LMU (CA)	3 8	105 A	Sacramento St.	4 5
			49 H	Fresno St.	3 9	96 A	San Francisco	1 12	105 A	Sacramento St.	3 4
						96 A	San Francisco	0 2	107 A	UNLV	1 6
						96 A	San Francisco	2 3	115 A	California Baptist	2 8
									115 A	California Baptist	0 6
									115 A	California Baptist	1 4
									131 N	Ball St.	7 6
									131 N	Ball St.	6 10
									151 A	Cal Poly	0 2
									151 H	Cal Poly	1 7
									154 A	New Mexico St.	9 4
									154 A	New Mexico St.	9 12
									154 A	New Mexico St.	1 23
									207 A	UC Riverside	3 6
									207 H	UC Riverside	1 12
									220 A	Hawaii	5 4
									220 A	Hawaii	2 0
									220 A	Hawaii	4 7
									220 A	Hawaii	8 4
									257 H	Seattle U	7 5
									257 H	Seattle U	9 0
									257 H	Seattle U	6 7
									280 H	Santa Clara	4 2
									280 H	Santa Clara	8 4
									280 H	Santa Clara	1 3
									280 H	Santa Clara	3 1
LAST 10 GAMES			280 H	Santa Clara	8 4	290 H	Northern Colo.	7 9	257 H	Seattle U	6 7
			207 A	UC Riverside	3 6	49 A	Fresno St.	6 7	280 H	Santa Clara	4 2
			9 H	UC Santa Barbara	1 4	115 A	California Baptist	2 8	280 H	Santa Clara	8 4
			290 H	Northern Colo.	16 4	115 A	California Baptist	0 6	280 H	Santa Clara	1 3
			290 H	Northern Colo.	6 2	115 A	California Baptist	1 4	280 H	Santa Clara	3 1

Non-Div. I Games:

CSU Bakersfield



RPI	S	Opponent	Score	
290	H	Northern Colo.	6	2
290	H	Northern Colo.	7	9
290	H	Northern Colo.	16	4
291	H	Fairleigh Dickinson	5	4
291	H	Fairleigh Dickinson	17	2
291	H	Fairleigh Dickinson	9	4
291	H	Fairleigh Dickinson	12	2

CSU Bakersfield

C  
S  
U  
B  
a  
k  
e  
r  
s  
f  
i  
e  
l  
d

C  
S  
U  
B  
a  
k  
e  
r  
s  
f  
i  
e  
l  
d

Average RPI Win:	219	WON-LOST RECORD	WINNING PCT. RANK	LAST 10 GAMES	STRENGTH OF SCHEDULE	OPP. STRENGTH OF SCHEDULE	TEAM RPI	ADJ RPI	CONF. RPI	ADJ CONF. RPI						
DIV. I ONLY		14-24-0	.36842	232	6-4-0	197	264	236	.4483	236	24	24				
DIV. I NON-CONF.		6-17-0	.26087	256	1-2-0	83	261	214	.46341	214	25	25				
<hr/>																
TOTALS	RPI 1-25	RPI 26-50		W-L RECORDS		RPI 51-100		RPI 101-150		RPI 150+						
14-24-0	0-0-0	0-0-0		OVERALL		0-2-0		2-7-0		12-15-0						
7-9-0	0-0-0	0-0-0		HOME		0-0-0		2-3-0		5-6-0						
7-15-0	0-0-0	0-0-0		AWAY		0-2-0		0-4-0		7-9-0						
0-0-0	0-0-0	0-0-0		NEUTRAL		0-0-0		0-0-0		0-0-0						
<hr/>																
6-17-0	0-0-0	0-0-0		NON-CONFERENCE		0-2-0		1-5-0		5-10-0						
2-5-0	0-0-0	0-0-0		HOME		0-0-0		1-1-0		1-4-0						
4-12-0	0-0-0	0-0-		AWAY		0-2-0		0-4-0		4-6-0						
0-0-0	0-0-0	0-0-0		NEUTRAL		0-0-0		0-0-0		0-0-0						
<hr/>																
8-7-0	0-0-0	0-0-0		CONFERENCE		0-0-0		1-2-0		7-5-0						
5-4-0	0-0-0	0-0-0		HOME		0-0-0		1-2-0		4-2-0						
3-3-0	0-0-0	0-0-0		AWAY		0-0-0		0-0-0		3-3-0						
0-0-0	0-0-0	0-0-0		NEUTRAL		0-0-0		0-0-0		0-0-0						
<hr/>																
RPI	S	Opponent	Score	RPI	S	Opponent	Score	RPI	S	Opponent	Score					
				80 A Wright St.				0	13	102 H Morehead St.			12	3		
				80 A Wright St.				1	12	115 A California Baptist			4	7		
												115 A California Baptist			2	8
												115 A California Baptist			1	4
												115 A California Baptist			1	7
												132 H Central Mich.			2	6
												132 H Central Mich.			3	5
												132 H Central Mich.			12	11
												138 H Ohio St.			8	10
												158 A Dayton			5	15
												158 A Dayton			4	2
												158 H Dayton			5	12
												159 A Wofford			2	5
												159 A Wofford			6	4
												159 A Wofford			0	2
												175 H Army West Point			6	8
												175 H Army West Point			2	11
												175 H Army West Point			1	0
												179 A Marshall			3	4
												179 H Marshall			1	6
								209 H Toledo			5	2				
								209 H Toledo			16	5				
								209 H Toledo			8	12				
								231 A USC Upstate			7	10				
								231 A USC Upstate			2	3				
								231 A USC Upstate			2	1				
								272 A Northern Ill.			6	7				

**Non-Div. I Games:**

Ohio

RPI	S	Opponent	Score	
272	A	Northern Ill.	1	5
272	A	Northern Ill.	2	5
274	H	Bowling Green	12	2
274	H	Bowling Green	3	7
274	H	Bowling Green	12	4
281	A	Youngstown St.	3	2
285	A	Eastern Mich.	6	1
285	A	Eastern Mich.	6	3
285	A	Eastern Mich.	8	2

Average RPI Win:	251	WON-LOST RECORD	WINNING PCT. RANK	LAST 10 GAMES	STRENGTH OF SCHEDULE	OPP. STRENGTH OF SCHEDULE	TEAM RPI	ADJ RPI	CONF. RPI	ADJ CONF. RPI		
DIV. I ONLY		15-20-0	.42857	206	3-7-0	237	282	237	.44767	237	21	21
DIV. I NON-CONF.		8-15-0	.34783	219	1-3-0	276	274	274	.4187	274	24	23
<hr/>												
TOTALS	RPI 1-25	RPI 26-50		W-L RECORDS		RPI 51-100		RPI 101-150		RPI 150+		
15-20-0	0-0-0	0-0-0		OVERALL		0-2-0		0-2-0		15-16-0		
6-3-0	0-0-0	0-0-0		HOME		0-0-0		0-0-0		6-3-0		
5-8-0	0-0-0	0-0-0		AWAY		0-0-0		0-0-0		5-8-0		
4-9-0	0-0-0	0-0-0		NEUTRAL		0-2-0		0-2-0		4-5-0		
8-15-0	0-0-0	0-0-0		NON-CONFERENCE		0-2-0		0-2-0		8-11-0		
1-2-0	0-0-0	0-0-0		HOME		0-0-0		0-0-0		1-2-0		
3-4-0	0-0-0	0-0-		AWAY		0-0-0		0-0-0		3-4-0		
4-9-0	0-0-0	0-0-0		NEUTRAL		0-2-0		0-2-0		4-5-0		
7-5-0	0-0-0	0-0-0		CONFERENCE		0-0-0		0-0-0		7-5-0		
5-1-0	0-0-0	0-0-0		HOME		0-0-0		0-0-0		5-1-0		
2-4-0	0-0-0	0-0-0		AWAY		0-0-0		0-0-0		2-4-0		
0-0-0	0-0-0	0-0-0		NEUTRAL		0-0-0		0-0-0		0-0-0		
RPI	S	Opponent	Score	RPI	S	Opponent	Score	RPI	S	Opponent	Score	
						85 N Tulane	7 12			110 N Harvard	3 5	
						95 N Kansas	5 7			131 N Ball St.	5 7	
										175 N Army West Point	5 11	
										175 N Army West Point	3 2	
										176 A Penn	7 20	
										184 A Fordham	0 2	
										184 A Fordham	0 6	
										184 A Fordham	3 4	
										195 H Lafayette	1 3	
										200 N Seton Hall	7 4	
										205 A UNCW	4 2	
										205 A UNCW	8 10	
										218 N Dartmouth	2 4	
										234 A Delaware	5 6	
										247 H Lehigh	15 20	
										248 N Central Conn. St.	8 2	
										252 H La Salle	20 7	
										252 H La Salle	6 5	
										252 H La Salle	1 7	
										254 A George Washington	18 12	
										254 A George Washington	4 10	
										254 A George Washington	4 2	
										254 A George Washington	4 2	
						184 A Fordham	3 4			260 N VMI	3 9	
						184 A Fordham	0 2			260 N VMI	4 9	
						247 H Lehigh	15 20			265 H George Mason	11 5	
						176 A Penn	7 20			265 H George Mason	14 3	
						175 N Army West Point	5 11			265 H George Mason	18 9	

Non-Div. I Games:

Saint Joseph's

RPI	S	Opponent	Score	
268	N	Georgetown	4	8
282	A	Bucknell	5	4
282	N	Bucknell	3	2
283	A	Rider	13	7
286	A	Villanova	7	8
286	H	Villanova	4	0

Saint Joseph's

S  
a  
i  
n  
t  
J  
o  
s  
e  
p  
h  
'  
s

S  
a  
i  
n  
t  
J  
o  
s  
e  
p  
h  
'  
s

Average RPI Win:	227	WON-LOST RECORD	WINNING PCT. RANK	LAST 10 GAMES	STRENGTH OF SCHEDULE	OPP. STRENGTH OF SCHEDULE	TEAM RPI	ADJ RPI	CONF. RPI	ADJ CONF. RPI				
DIV. I ONLY		17-19-0	.47222	172	5-5-0	284	275	239	.44652	238	23	23		
DIV. I NON-CONF.		10-11-0	.47619	157	2-2-0	293	291	245	.44225	244	20	20		
<hr/>														
TOTALS	RPI 1-25	RPI 26-50		W-L RECORDS		RPI 51-100		RPI 101-150		RPI 150+				
17-19-0	0-0-0	0-0-0		OVERALL		0-1-0		3-2-0		14-16-0				
5-4-0	0-0-0	0-0-0		HOME		0-0-0		0-0-0		5-4-0				
10-13-0	0-0-0	0-0-0		AWAY		0-1-0		2-2-0		8-10-0				
2-2-0	0-0-0	0-0-0		NEUTRAL		0-0-0		1-0-0		1-2-0				
<hr/>														
10-11-0	0-0-0	0-0-0		NON-CONFERENCE		0-1-0		2-0-0		8-10-0				
2-1-0	0-0-0	0-0-0		HOME		0-0-0		0-0-0		2-1-0				
6-8-0	0-0-0	0-0-		AWAY		0-1-0		1-0-0		5-7-0				
2-2-0	0-0-0	0-0-0		NEUTRAL		0-0-0		1-0-0		1-2-0				
<hr/>														
7-8-0	0-0-0	0-0-0		CONFERENCE		0-0-0		1-2-0		6-6-0				
3-3-0	0-0-0	0-0-0		HOME		0-0-0		0-0-0		3-3-0				
4-5-0	0-0-0	0-0-0		AWAY		0-0-0		1-2-0		3-3-0				
0-0-0	0-0-0	0-0-0		NEUTRAL		0-0-0		0-0-0		0-0-0				
<hr/>														
RPI	S	Opponent	Score	RPI	S	Opponent	Score	RPI	S	Opponent	Score			
								82	A	St. John's (NY)	4	5		
								101	A	Marist	10	2		
								120	A	Stony Brook	4	7		
								120	A	Stony Brook	4	3		
								120	A	Stony Brook	3	8		
								144	N	Massachusetts	7	6		
								197	H	Binghamton	3	15		
								197	H	Binghamton	1	11		
								197	H	Binghamton	4	3		
								202	A	Hartford	6	7		
								202	A	Hartford	5	6		
								202	A	Hartford	8	6		
								223	H	UMBC	7	2		
								223	H	UMBC	4	3		
								223	H	UMBC	1	7		
								244	N	Coppin St.	4	0		
								244	N	Coppin St.	3	15		
								244	N	Coppin St.	2	6		
								248	A	Central Conn. St.	6	9		
								248	H	Central Conn. St.	7	3		
								249	A	Manhattan	5	2		
								249	A	Manhattan	3	5		
								249	A	Manhattan	4	6		
								LAST 10 GAMES						
120	A	Stony Brook	4	3	244	N	Coppin St.	4	0	252	A	La Salle	6	5
120	A	Stony Brook	3	8	249	A	Manhattan	4	6	252	A	La Salle	0	9
249	A	Manhattan	5	2	258	A	UMass Lowell	11	3	252	A	La Salle	6	13
299	A	Saint Peter's	9	7	288	A	Longwood	0	9	258	A	UMass Lowell	5	2
252	A	La Salle	6	13	202	A	Hartford	5	6	258	A	UMass Lowell	8	11

**Non-Div. I Games:**

Albany (NY)

Albany (NY)

Average RPI Win:	228	WON-LOST	WINNING	LAST 10	STRENGTH OF	OPP. STRENGTH	TEAM	ADJ	CONF.	ADJ CONF.			
Average RPI Loss:	176	RECORD	PCT. RANK	GAMES	SCHEDULE	OF SCHEDULE	RPI	RPI	RPI	RPI			
DIV. I ONLY		11-22-0	.33333	250	5-5-0	241	254	240	.44591	239	20	20	
DIV. I NON-CONF.		5-13-0	.27778	248	2-1-0	270	264	270	.42468	270	15	16	
<hr/>													
TOTALS	RPI 1-25	RPI 26-50		W-L RECORDS		RPI 51-100		RPI 101-150		RPI 150+			
11-22-0	0-0-0	0-0-0		OVERALL		0-4-0		1-4-0		10-14-0			
2-3-0	0-0-0	0-0-0		HOME		0-0-0		0-0-0		2-3-0			
8-17-0	0-0-0	0-0-0		AWAY		0-4-0		1-4-0		7-9-0			
1-2-0	0-0-0	0-0-0		NEUTRAL		0-0-0		0-0-0		1-2-0			
<hr/>													
5-13-0	0-0-0	0-0-0		NON-CONFERENCE		0-4-0		0-2-0		5-7-0			
1-1-0	0-0-0	0-0-0		HOME		0-0-0		0-0-0		1-1-0			
4-12-0	0-0-0	0-0-		AWAY		0-4-0		0-2-0		4-6-0			
0-0-0	0-0-0	0-0-0		NEUTRAL		0-0-0		0-0-0		0-0-0			
<hr/>													
6-9-0	0-0-0	0-0-0		CONFERENCE		0-0-0		1-2-0		5-7-0			
1-2-0	0-0-0	0-0-0		HOME		0-0-0		0-0-0		1-2-0			
4-5-0	0-0-0	0-0-0		AWAY		0-0-0		1-2-0		3-3-0			
1-2-0	0-0-0	0-0-0		NEUTRAL		0-0-0		0-0-0		1-2-0			
<hr/>													
RPI	S	Opponent	Score	RPI	S	Opponent	Score	RPI	S	Opponent	Score		
				91 A UNC Greensboro				2	3	110 A Harvard		16	9
				91 A UNC Greensboro				3	5	110 A Harvard		0	12
				91 A UNC Greensboro				3	5	110 A Harvard		3	5
				91 A UNC Greensboro				2	6	123 A Old Dominion		1	3
								123 A Old Dominion		1	15		
								152 A Richmond		1	4		
								176 A Penn		0	1		
								176 A Penn		7	2		
								176 A Penn		9	15		
								177 H Columbia		1	2		
								177 H Columbia		8	6		
								177 H Columbia		2	8		
								200 H Seton Hall		2	7		
								218 N Dartmouth		3	23		
								218 N Dartmouth		8	10		
								218 N Dartmouth		8	2		
				229 A Cornell		9	15						
				229 A Cornell		7	2						
				229 A Cornell		4	2						
				246 A Monmouth		6	11						
				265 A George Mason		0	6						
				265 A George Mason		5	3						
				265 A George Mason		6	7						
				268 A Georgetown		6	9						
				268 A Georgetown		10	6						
				268 A Georgetown		5	0						
				268 A Georgetown		6	10						

**Non-Div. I Games:**

Princeton



RPI	S	Opponent	Score	
283	H	Rider	11	0
286	A	Villanova	6	4

Princeton

P  
r  
i  
n  
c  
e  
t  
o  
n

P  
r  
i  
n  
c  
e  
t  
o  
n

V  
a  
l  
p  
a  
r  
a  
i  
s  
o

valparaiso

Valparaiso

Average RPI Win: 244		WON-LOST RECORD		WINNING PCT. RANK		LAST 10 GAMES		STRENGTH OF SCHEDULE		OPP. STRENGTH OF SCHEDULE		TEAM RPI		ADJ RPI		CONF. RPI		ADJ CONF. RPI					
DIV. I ONLY		9-28-0		.24324 283		1-9-0		115		281		238		.44511 241		31		31					
DIV. I NON-CONF.		1-18-0		.05263 295		0-6-0		12		182		248		.43913 248		30		30					
TOTALS		RPI 1-25		RPI 26-50		W-L RECORDS		RPI 51-100		RPI 101-150		RPI 150+											
9-28-0		0-2-0		0-4-0		OVERALL		1-4-0		0-0-0		8-18-0											
2-4-0		0-0-0		0-0-0		HOME		0-0-0		0-0-0		2-4-0											
6-21-0		0-2-0		0-4-0		AWAY		0-1-0		0-0-0		6-14-0											
1-3-0		0-0-0		0-0-0		NEUTRAL		1-3-0		0-0-0		0-0-0											
1-18-0		0-2-0		0-4-0		NON-CONFERENCE		1-4-0		0-0-0		0-8-0											
0-0-0		0-0-0		0-0-0		HOME		0-0-0		0-0-0		0-0-0											
0-15-0		0-2-0		0-0-		AWAY		0-1-0		0-0-0		0-8-0											
1-3-0		0-0-0		0-0-0		NEUTRAL		1-3-0		0-0-0		0-0-0											
8-10-0		0-0-0		0-0-0		CONFERENCE		0-0-0		0-0-0		8-10-0											
2-4-0		0-0-0		0-0-0		HOME		0-0-0		0-0-0		2-4-0											
6-6-0		0-0-0		0-0-0		AWAY		0-0-0		0-0-0		6-6-0											
0-0-0		0-0-0		0-0-0		NEUTRAL		0-0-0		0-0-0		0-0-0											
RPI	S	Opponent		Score		RPI	S	Opponent		Score		RPI	S	Opponent		Score							
12	A	Mississippi St.		1	5	33	A	Baylor		3	13	85	A	Tulane		1	13	154	A	New Mexico St.		2	20
20	A	LSU		5	16	33	A	Baylor		2	3	95	N	Kansas		0	1	154	A	New Mexico St.		8	24
						39	A	Oklahoma		2	10	95	N	Kansas		1	7	154	A	New Mexico St.		3	16
						42	A	Texas		3	17	95	N	Kansas		8	3	154	A	New Mexico St.		6	38
												95	N	Kansas		13	19	155	A	A&M-Corpus Christi		2	8
																		190	A	Lipscomb		2	17
																		190	A	Lipscomb		5	11
																		190	A	Lipscomb		1	11
																		212	A	Southern U.		6	16
																		212	A	Southern U.		6	5
																		212	A	Southern U.		6	7
																		212	H	Southern U.		7	8
																		212	H	Southern U.		0	1
																		212	H	Southern U.		1	0
																		255	A	Grambling		2	12
																		255	A	Grambling		2	6
																		255	A	Grambling		7	3
																		255	H	Grambling		11	8
																		255	H	Grambling		4	8
																		255	H	Grambling		2	7
																		292	A	Prairie View		34	2
																		292	A	Prairie View		7	5
																		292	A	Prairie View		3	5
																		293	A	Ark.-Pine Bluff		6	3
																		293	A	Ark.-Pine Bluff		2	14
																		293	A	Ark.-Pine Bluff		9	6
Non-Div. I Games:		Wiley		5	1	Huston-Tillotson		15	8	Huston-Tillotson		2	3	Wiley		11	6	Texas Southern					

Average RPI Win:	241	WON-LOST RECORD	WINNING PCT. RANK	LAST 10 GAMES	STRENGTH OF SCHEDULE	OPP. STRENGTH OF SCHEDULE	TEAM RPI	ADJ RPI	CONF. RPI	ADJ CONF. RPI	
DIV. I ONLY		10-19-0	.34483 247	5-5-0	243	279	242	.44422 242	27	27	
DIV. I NON-CONF.		2-9-0	.18182 282	0-1-0	222	258	273	.41875 273	29	29	
<hr/>											
TOTALS	RPI 1-25	RPI 26-50		W-L RECORDS		RPI 51-100		RPI 101-150		RPI 150+	
10-19-0	0-0-0	0-0-0		OVERALL		0-3-0		1-4-0		9-12-0	
1-2-0	0-0-0	0-0-0		HOME		0-0-0		0-0-0		1-2-0	
8-13-0	0-0-0	0-0-0		AWAY		0-3-0		1-2-0		7-8-0	
1-4-0	0-0-0	0-0-0		NEUTRAL		0-0-0		0-2-0		1-2-0	
<hr/>											
2-9-0	0-0-0	0-0-0		NON-CONFERENCE		0-3-0		1-4-0		1-2-0	
0-0-0	0-0-0	0-0-0		HOME		0-0-0		0-0-0		0-0-0	
2-7-0	0-0-0	0-0-		AWAY		0-3-0		1-2-0		1-2-0	
0-2-0	0-0-0	0-0-0		NEUTRAL		0-0-0		0-2-0		0-0-0	
<hr/>											
8-10-0	0-0-0	0-0-0		CONFERENCE		0-0-0		0-0-0		8-10-0	
1-2-0	0-0-0	0-0-0		HOME		0-0-0		0-0-0		1-2-0	
6-6-0	0-0-0	0-0-0		AWAY		0-0-0		0-0-0		6-6-0	
1-2-0	0-0-0	0-0-0		NEUTRAL		0-0-0		0-0-0		1-2-0	
<hr/>											
RPI S	Opponent	Score	RPI S	Opponent	Score	RPI S	Opponent	Score	RPI S	Opponent	Score
						81 A	Minnesota	3 4	105 A	Sacramento St.	1 2
						97 A	UTRGV	3 8	105 A	Sacramento St.	9 1
						97 A	UTRGV	4 6	105 A	Sacramento St.	3 8
									130 N	Portland	1 2
									130 N	Portland	5 8
									193 N	South Dakota St.	2 5
									193 N	South Dakota St.	6 2
									193 N	South Dakota St.	9 10
									196 A	Omaha	1 4
									196 A	Omaha	0 3
									196 A	Omaha	6 7
									204 A	Oral Roberts	3 9
									204 A	Oral Roberts	3 2
									204 A	Oral Roberts	3 6
									204 H	Oral Roberts	7 8
									204 H	Oral Roberts	7 6
									204 H	Oral Roberts	5 11
									259 A	Western Ill.	6 9
									259 A	Western Ill.	5 4
									259 A	Western Ill.	11 1
290 A	Northern Colo.	11 5									
290 A	Northern Colo.	1 3									
290 A	Northern Colo.	6 7									
LAST 10 GAMES			290 A	Northern Colo.	11 5	290 A	Northern Colo.	1 3			
			193 N	South Dakota St.	6 2	290 A	Northern Colo.	6 7			
			193 N	South Dakota St.	2 5	298 A	Purdue Fort Wayne	7 0			
			298 A	Purdue Fort Wayne	5 4	204 H	Oral Roberts	7 6			
			298 A	Purdue Fort Wayne	17 8	204 H	Oral Roberts	5 11			
259 A	Western Ill.	11 1	204 H	Oral Roberts	7 8	298 A	Purdue Fort Wayne	5 4			

Non-Div. I Games:	Dakota St.	11	0
-------------------	------------	----	---

North Dakota St.

Butler

Butler

Average RPI Win:	275	WON-LOST	WINNING	LAST 10	STRENGTH OF	OPP. STRENGTH	TEAM	ADJ	CONF.	ADJ CONF.	
Average RPI Loss:	245	RECORD	PCT. RANK	GAMES	SCHEDULE	OF SCHEDULE	RPI	RPI	RPI	RPI	
DIV. I ONLY	21-17-0	.55263	113	5-5-0	292	293	244	.44353	244	30	30
DIV. I NON-CONF.	6-10-0	.375	210	2-2-0	265	292	262	.42904	262	31	31
TOTALS	RPI 1-25	RPI 26-50	W-L RECORDS		RPI 51-100	RPI 101-150		RPI 150+			
21-17-0	0-0-0	0-0-0	OVERALL		0-0-0	0-0-0		21-17-0			
8-5-0	0-0-0	0-0-0	HOME		0-0-0	0-0-0		8-5-0			
11-11-0	0-0-0	0-0-0	AWAY		0-0-0	0-0-0		11-11-0			
2-1-0	0-0-0	0-0-0	NEUTRAL		0-0-0	0-0-0		2-1-0			
6-10-0	0-0-0	0-0-0	NON-CONFERENCE		0-0-0	0-0-0		6-10-0			
1-3-0	0-0-0	0-0-0	HOME		0-0-0	0-0-0		1-3-0			
3-6-0	0-0-0	0-0-	AWAY		0-0-0	0-0-0		3-6-0			
2-1-0	0-0-0	0-0-0	NEUTRAL		0-0-0	0-0-0		2-1-0			
15-7-0	0-0-0	0-0-0	CONFERENCE		0-0-0	0-0-0		15-7-0			
7-2-0	0-0-0	0-0-0	HOME		0-0-0	0-0-0		7-2-0			
8-5-0	0-0-0	0-0-0	AWAY		0-0-0	0-0-0		8-5-0			
0-0-0	0-0-0	0-0-0	NEUTRAL		0-0-0	0-0-0		0-0-0			
RPI S	Opponent	Score	RPI S	Opponent	Score	RPI S	Opponent	Score	RPI S	Opponent	Score
						162 A Navy			4	5	
						162 A Navy			3	5	
						203 A Charlotte			4	14	
						203 A Charlotte			3	7	
						203 A Charlotte			9	3	
						223 H UMBC			2	16	
						238 N Albany (NY)			6	2	
						238 N Albany (NY)			15	3	
						238 N Albany (NY)			0	4	
						247 A Lehigh			3	12	
						254 H George Washington			1	7	
						261 A Towson			5	2	
						266 A Norfolk St.			3	4	
						266 A Norfolk St.			0	6	
						266 A Norfolk St.			5	0	
						266 H Norfolk St.			5	3	
						266 H Norfolk St.			12	6	
						266 H Norfolk St.			7	8	
						268 A Georgetown			5	14	
						268 H Georgetown			3	4	
278 A Delaware St.			1	5							
278 A Delaware St.			10	5							
278 A Delaware St.			12	11							
278 H Delaware St.			14	4							
278 H Delaware St.			11	5							
278 H Delaware St.			0	10							
287 A Savannah St.			3	10							
LAST 10 GAMES			278 A Delaware St.			10	5				
296 A UMES			5	4	266 A Norfolk St.			3	4		
296 A UMES			2	3	203 A Charlotte			3	7		
238 N Albany (NY)			0	4	247 A Lehigh			3	12		
287 A Savannah St.			10	8	266 A Norfolk St.			0	6		
287 A Savannah St.			8	7	266 A Norfolk St.			5	0		

RPI	S	Opponent	Score	
287	A	Savannah St.	11	5
287	A	Savannah St.	10	8
287	A	Savannah St.	8	7
296	A	UMES	5	4
296	A	UMES	2	3
296	A	UMES	8	1
296	H	UMES	9	2
296	H	UMES	17	5
296	H	UMES	12	2
297	A	Mt. St. Mary's	4	2
297	H	Mt. St. Mary's	13	10

Coppin St.

C  
o  
p  
p  
i  
n  
s  
t  
.

C  
o  
p  
p  
i  
n  
s  
t  
.

Average RPI Win: 164		WON-LOST	WINNING	LAST 10	STRENGTH OF		OPP. STRENGTH	TEAM	ADJ	CONF.	ADJ CONF.
Average RPI Loss: 167		RECORD	PCT. RANK	GAMES	SCHEDULE		OF SCHEDULE	RPI	RPI	RPI	RPI
DIV. I ONLY		11-29-0	.275	267	4-6-0		178	183	245	.44326	245
DIV. I NON-CONF.		6-20-0	.23077	267	1-3-0		227	213	267	.42539	267
TOTALS		RPI 1-25	RPI 26-50		W-L RECORDS		RPI 51-100		RPI 101-150		RPI 150+
11-29-0	0-0-0	1-2-0		OVERALL		1-2-0		3-8-0		6-17-0	
5-6-0	0-0-0	0-0-0		HOME		1-2-0		1-1-0		3-3-0	
5-21-0	0-0-0	1-2-0		AWAY		0-0-0		2-7-0		2-12-0	
1-2-0	0-0-0	0-0-0		NEUTRAL		0-0-0		0-0-0		1-2-0	
6-20-0	0-0-0	1-2-0		NON-CONFERENCE		0-0-0		0-6-0		5-12-0	
2-1-0	0-0-0	0-0-0		HOME		0-0-0		0-0-0		2-1-0	
3-17-0	0-0-0	1-0-		AWAY		0-0-0		0-6-0		2-9-0	
1-2-0	0-0-0	0-0-0		NEUTRAL		0-0-0		0-0-0		1-2-0	
5-9-0	0-0-0	0-0-0		CONFERENCE		1-2-0		3-2-0		1-5-0	
3-5-0	0-0-0	0-0-0		HOME		1-2-0		1-1-0		1-2-0	
2-4-0	0-0-0	0-0-0		AWAY		0-0-0		2-1-0		0-3-0	
0-0-0	0-0-0	0-0-0		NEUTRAL		0-0-0		0-0-0		0-0-0	
RPI S	Opponent	Score		RPI S	Opponent	Score		RPI S	Opponent	Score	
28 A	Ole Miss	10	6	65 H	Liberty	2	16	104 A	Samford	1	9
50 A	Alabama	0	8	65 H	Liberty	5	8	106 H	North Florida	8	4
50 A	Alabama	1	4	65 H	Liberty	6	3	106 H	North Florida	4	10
								117 A	Jacksonville	9	7
								117 A	Jacksonville	5	10
								117 A	Jacksonville	9	2
								122 A	Memphis	2	3
								122 A	Memphis	11	18
								124 A	Troy	0	5
								124 A	Troy	1	3
								124 A	Troy	2	6
								162 A	Davidson	1	13
								162 A	Davidson	4	8
								162 A	Davidson	2	5
								167 A	Jacksonville St.	10	12
								167 A	Jacksonville St.	1	14
								167 A	Jacksonville St.	2	1
								210 A	Kennesaw St.	6	7
								210 A	Kennesaw St.	1	3
								210 A	Kennesaw St.	3	8
								213 N	UT Martin	0	1
								213 N	UT Martin	0	1
								213 N	UT Martin	7	6
								225 H	Stetson	6	2
								225 H	Stetson	8	13
								225 H	Stetson	1	12
								243 H	Butler	8	5
LAST 10 GAMES				124 A	Troy	2	6	122 A	Memphis	11	18
				124 A	Troy	1	3	122 A	Memphis	2	3
				213 N	UT Martin	7	6	106 H	North Florida	8	4
				167 A	Jacksonville St.	2	1	106 H	North Florida	4	10
				167 A	Jacksonville St.	10	12	262 H	Alabama St.	14	2

Non-Div. I Games:

North Ala.



RPI	S	Opponent	Score	
256	A	Tennessee Tech	1	7
256	H	Tennessee Tech	6	7
262	A	Alabama St.	8	1
262	H	Alabama St.	14	2
276	A	The Citadel	4	7
276	A	The Citadel	3	8
276	A	The Citadel	3	6

North Ala.

N  
o  
r  
t  
h  
A  
l  
a  
.

N  
o  
r  
t  
h  
A  
l  
a  
.

Average RPI Win: 243		WON-LOST RECORD	WINNING PCT. RANK	LAST 10 GAMES	STRENGTH OF SCHEDULE	OPP. STRENGTH OF SCHEDULE	TEAM RPI	ADJ RPI	CONF. RPI	ADJ CONF. RPI											
Average RPI Loss: 156																					
DIV. I ONLY		17-23-1	.42683	208	5-5-0	267	252	246	.44318	246	29	29									
DIV. I NON-CONF.		12-16-1	.43103	181	2-2-0	228	246	205	.4701	204	27	27									
<hr/>																					
TOTALS		RPI 1-25		RPI 26-50		W-L RECORDS		RPI 51-100		RPI 101-150		RPI 150+									
17-23-1		1-2-0		0-0-0		OVERALL		0-3-0		0-3-0		16-15-1									
6-7-0		0-0-0		0-0-0		HOME		0-0-0		0-3-0		6-4-0									
11-11-1		1-2-0		0-0-0		AWAY		0-3-0		0-0-0		10-6-1									
0-5-0		0-0-0		0-0-0		NEUTRAL		0-0-0		0-0-0		0-5-0									
12-16-1		1-2-0		0-0-0		NON-CONFERENCE		0-3-0		0-0-0		11-11-1									
4-3-0		0-0-0		0-0-0		HOME		0-0-0		0-0-0		4-3-0									
8-9-1		1-2-0		0-0-		AWAY		0-3-0		0-0-0		7-4-1									
0-4-0		0-0-0		0-0-0		NEUTRAL		0-0-0		0-0-0		0-4-0									
5-7-0		0-0-0		0-0-0		CONFERENCE		0-0-0		0-3-0		5-4-0									
2-4-0		0-0-0		0-0-0		HOME		0-0-0		0-3-0		2-1-0									
3-2-0		0-0-0		0-0-0		AWAY		0-0-0		0-0-0		3-2-0									
0-1-0		0-0-0		0-0-0		NEUTRAL		0-0-0		0-0-0		0-1-0									
RPI	S	Opponent		Score		RPI	S	Opponent		Score		RPI	S	Opponent		Score					
7	A	East Carolina		1	3							101	H	Marist		3	4				
7	A	East Carolina		8	5							101	H	Marist		5	6				
7	A	East Carolina		0	10							101	H	Marist		1	6				
												152	A	Richmond		6	6				
												160	A	Rutgers		1	2				
												164	N	Penn St.		4	6				
												164	N	Penn St.		0	7				
												164	N	Penn St.		0	1				
												165	A	Fairfield		2	6				
												165	A	Fairfield		7	4				
												165	N	Fairfield		1	7				
												176	A	Penn		8	5				
												177	A	Columbia		0	1				
												200	H	Seton Hall		2	12				
												200	H	Seton Hall		3	6				
												216	A	Hofstra		1	4				
												216	H	Hofstra		3	2				
												222	H	NJIT		3	1				
												230	H	Wagner		4	13				
												230	H	Wagner		6	2				
												239	H	Princeton		11	6				
												247	N	Lehigh		2	8				
												265	A	George Mason		7	3				
												265	A	George Mason		7	10				
												265	A	George Mason		9	3				
												286	A	Villanova		6	5				
												288	A	Longwood		17	3				
<hr/>																					
LAST 10 GAMES																					
165 A Fairfield						7	4	222 H NJIT						3	1	247 N Lehigh					
200 H Seton Hall						2	12	286 A Villanova						6	5	265 A George Mason					
101 H Marist						1	6	165 N Fairfield						1	7	265 A George Mason					
289 H Niagara						0	5	165 A Fairfield						2	6	286 A Villanova					
299 A Saint Peter's						18	4	177 A Columbia						0	1	288 A Longwood					

Non-Div. I Games:

Monmouth

Monmouth

Tie, Loss, Non-Conf, S Site, H Home, A Away, N Neutral Page 348

RPI	S	Opponent	Score	
282	H	Bucknell	5	3
291	A	Fairleigh Dickinson	20	6
291	H	Fairleigh Dickinson	8	3
296	A	UMES	1	5
296	A	UMES	13	1
297	N	Mt. St. Mary's	6	8
297	N	Mt. St. Mary's	10	5
297	N	Mt. St. Mary's	9	4
299	H	Saint Peter's	13	5

L  
e  
h  
i  
g  
h

L  
e  
h  
i  
g  
h

Lehigh

Average RPI Win:	246	WON-LOST RECORD	WINNING PCT. RANK	LAST 10 GAMES	STRENGTH OF SCHEDULE	OPP. STRENGTH OF SCHEDULE	TEAM RPI	ADJ RPI	CONF. RPI	ADJ CONF. RPI	
Average RPI Loss:	141										
DIV. I ONLY	15-16-0	.48387	165	3-7-0	259	265	248	.44115	248	28	28
DIV. I NON-CONF.	10-9-0	.52632	134	1-3-0	296	284	266	.4261	266	28	28
<hr/>											
TOTALS	RPI 1-25	RPI 26-50		W-L RECORDS	RPI 51-100		RPI 101-150		RPI 150+		
15-16-0	0-0-0	0-0-0		OVERALL	1-6-0		0-3-0		14-7-0		
9-7-0	0-0-0	0-0-0		HOME	0-3-0		0-2-0		9-2-0		
2-6-0	0-0-0	0-0-0		AWAY	1-2-0		0-0-0		1-4-0		
4-3-0	0-0-0	0-0-0		NEUTRAL	0-1-0		0-1-0		4-1-0		
10-9-0	0-0-0	0-0-0		NON-CONFERENCE	0-1-0		0-3-0		10-5-0		
5-2-0	0-0-0	0-0-0		HOME	0-0-0		0-2-0		5-0-0		
1-4-0	0-0-0	0-0-		AWAY	0-0-0		0-0-0		1-4-0		
4-3-0	0-0-0	0-0-0		NEUTRAL	0-1-0		0-1-0		4-1-0		
5-7-0	0-0-0	0-0-0		CONFERENCE	1-5-0		0-0-0		4-2-0		
4-5-0	0-0-0	0-0-0		HOME	0-3-0		0-0-0		4-2-0		
1-2-0	0-0-0	0-0-0		AWAY	1-2-0		0-0-0		0-0-0		
0-0-0	0-0-0	0-0-0		NEUTRAL	0-0-0		0-0-0		0-0-0		
RPI	S	Opponent	Score	RPI	S	Opponent	Score	RPI	S	Opponent	Score
						61 A Bryant	4 14	120 H		Stony Brook	3 9
						61 A Bryant	3 12	144 H		Massachusetts	1 2
						61 A Bryant	6 5	144 N		Massachusetts	0 1
						61 H Bryant	4 15	162 A		Navy	2 5
						61 H Bryant	2 7	165 A		Fairfield	2 5
						61 H Bryant	4 16	197 A		Binghamton	2 3
						95 N Kansas	8 10	214 H		Quinnipiac	10 9
								224 H		Sacred Heart	1 4
								224 H		Sacred Heart	5 1
								224 H		Sacred Heart	8 4
								230 H		Wagner	7 6
								230 H		Wagner	10 3
								230 H		Wagner	2 4
								237 N		Saint Joseph's	2 8
								238 A		Albany (NY)	3 7
								238 H		Albany (NY)	9 6
								253 A		Siena	8 1
								279 N		St. Bonaventure	17 3
								279 N		St. Bonaventure	9 5
								279 N		St. Bonaventure	4 3
								289 N		Niagara	5 4
								299 H		Saint Peter's	9 6
								299 H		Saint Peter's	12 4
								299 H		Saint Peter's	5 3
				LAST 10 GAMES							
				61 H Bryant	4 15	253 A Siena	8 1	299 H		Saint Peter's	9 6
				61 H Bryant	2 7	224 H Sacred Heart	5 1	299 H		Saint Peter's	12 4
				299 H Saint Peter's	9 6	224 H Sacred Heart	8 4	299 H		Saint Peter's	5 3
				238 A Albany (NY)	3 7	224 H Sacred Heart	1 4				
				61 H Bryant	4 16	120 H Stony Brook	3 9				

Non-Div. I Games:

Central Conn. St.

Average RPI Win:	231	WON-LOST	WINNING	LAST 10	STRENGTH OF	OPP. STRENGTH	TEAM	ADJ	CONF.	ADJ CONF.	
Average RPI Loss:	167	RECORD	PCT. RANK	GAMES	SCHEDULE	OF SCHEDULE	RPI	RPI	RPI	RPI	
DIV. I ONLY	15-26-0	.36585	234	4-6-0	223	258	249	.44103	249	29	29
DIV. I NON-CONF.	7-22-0	.24138	262	0-4-0	190	278	259	.43157	259	27	27
<hr/>											
TOTALS	RPI 1-25	RPI 26-50		W-L RECORDS		RPI 51-100		RPI 101-150		RPI 150+	
15-26-0	0-0-0	0-1-0		OVERALL		0-5-0		1-2-0		14-18-0	
9-6-0	0-0-0	0-0-0		HOME		0-0-0		1-2-0		8-4-0	
6-18-0	0-0-0	0-0-0		AWAY		0-4-0		0-0-0		6-14-0	
0-2-0	0-0-0	0-1-0		NEUTRAL		0-1-0		0-0-0		0-0-0	
<hr/>											
7-22-0	0-0-0	0-1-0		NON-CONFERENCE		0-5-0		0-0-0		7-16-0	
2-4-0	0-0-0	0-0-0		HOME		0-0-0		0-0-0		2-4-0	
5-16-0	0-0-0	0-0-		AWAY		0-4-0		0-0-0		5-12-0	
0-2-0	0-0-0	0-1-0		NEUTRAL		0-1-0		0-0-0		0-0-0	
<hr/>											
8-4-0	0-0-0	0-0-0		CONFERENCE		0-0-0		1-2-0		7-2-0	
7-2-0	0-0-0	0-0-0		HOME		0-0-0		1-2-0		6-0-0	
1-2-0	0-0-0	0-0-0		AWAY		0-0-0		0-0-0		1-2-0	
0-0-0	0-0-0	0-0-0		NEUTRAL		0-0-0		0-0-0		0-0-0	
<hr/>											
RPI S	Opponent	Score	RPI S	Opponent	Score	RPI S	Opponent	Score	RPI S	Opponent	Score
			45 N	Virginia Tech	3 15	60 A	Michigan	0 4	101 H	Marist	4 11
						60 A	Michigan	2 23	101 H	Marist	4 6
						60 A	Michigan	1 5	101 H	Marist	14 4
						60 A	Michigan	7 16	173 A	Canisius	5 4
						78 N	Sam Houston St.	7 12	173 A	Canisius	4 10
									173 A	Canisius	2 3
									174 A	Appalachian St.	5 4
									174 A	Appalachian St.	2 5
									174 A	Appalachian St.	5 14
									175 A	Army West Point	1 4
									175 A	Army West Point	6 12
									177 A	Columbia	2 7
									184 A	Fordham	0 9
									216 A	Hofstra	0 2
									216 H	Hofstra	1 4
									221 A	LIU Brooklyn	3 2
									221 H	LIU Brooklyn	4 6
									222 H	NJIT	7 9
									225 A	Stetson	5 2
									230 A	Wagner	2 3
									238 H	Albany (NY)	6 4
									238 H	Albany (NY)	5 3
									238 H	Albany (NY)	2 5
									253 H	Siena	8 4
									253 H	Siena	2 1
									253 H	Siena	10 7
									254 A	George Washington	12 8
<hr/>											
LAST 10 GAMES											
			238 H	Albany (NY)	2 5	270 H	Iona	5 0	238 H	Albany (NY)	2 5
			60 A	Michigan	1 5	173 A	Canisius	5 4	253 H	Siena	8 4
			265 A	George Mason	3 6	175 A	Army West Point	1 4	253 H	Siena	2 1
			238 H	Albany (NY)	6 4	60 A	Michigan	7 16	253 H	Siena	10 7
			101 H	Marist	4 11	253 H	Siena	2 1	254 A	George Washington	12 8

Non-Div. I Games:

Manhattan

Manhattan



Average RPI Win:	238	WON-LOST RECORD	WINNING PCT. RANK	LAST 10 GAMES	STRENGTH OF SCHEDULE	OPP. STRENGTH OF SCHEDULE	TEAM RPI	ADJ RPI	CONF. RPI	ADJ CONF. RPI	
Average RPI Loss:	162										
DIV. I ONLY	10-27-0	.27027	269	3-7-0	199	266	250	.44049	250	26	26
DIV. I NON-CONF.	2-17-0	.10526	292	1-3-0	161	270	282	.39936	282	21	21
<hr/>											
TOTALS	RPI 1-25	RPI 26-50		W-L RECORDS		RPI 51-100		RPI 101-150		RPI 150+	
10-27-0	0-0-0	0-0-0		OVERALL		0-3-0		2-12-0		8-12-0	
3-2-0	0-0-0	0-0-0		HOME		0-0-0		2-2-0		1-0-0	
7-25-0	0-0-0	0-0-0		AWAY		0-3-0		0-10-0		7-12-0	
0-0-0	0-0-0	0-0-0		NEUTRAL		0-0-0		0-0-0		0-0-0	
2-17-0	0-0-0	0-0-0		NON-CONFERENCE		0-0-0		0-11-0		2-6-0	
1-1-0	0-0-0	0-0-0		HOME		0-0-0		0-1-0		1-0-0	
1-16-0	0-0-0	0-0-		AWAY		0-0-0		0-10-0		1-6-0	
0-0-0	0-0-0	0-0-0		NEUTRAL		0-0-0		0-0-0		0-0-0	
8-10-0	0-0-0	0-0-0		CONFERENCE		0-3-0		2-1-0		6-6-0	
2-1-0	0-0-0	0-0-0		HOME		0-0-0		2-1-0		0-0-0	
6-9-0	0-0-0	0-0-0		AWAY		0-3-0		0-0-0		6-6-0	
0-0-0	0-0-0	0-0-0		NEUTRAL		0-0-0		0-0-0		0-0-0	
RPI	S	Opponent	Score	RPI	S	Opponent	Score	RPI	S	Opponent	Score
						80 A Wright St.	2 6	102 A Morehead St.		0 11	
						80 A Wright St.	3 11	102 A Morehead St.		12 13	
						80 A Wright St.	4 16	102 A Morehead St.		3 4	
								102 A Morehead St.		3 16	
								132 H Central Mich.		10 24	
								133 H Milwaukee		12 5	
								133 H Milwaukee		1 15	
								133 H Milwaukee		3 1	
								134 A Miami (OH)		2 10	
								134 A Miami (OH)		3 14	
								134 A Miami (OH)		3 5	
								145 A Western Caro.		8 9	
								145 A Western Caro.		9 21	
								145 A Western Caro.		2 12	
								181 A Michigan St.		2 12	
								185 A Eastern Ky.		6 11	
								185 A Eastern Ky.		10 16	
								185 A Eastern Ky.		1 2	
								209 A Toledo		8 19	
								215 A UIC		2 1	
								215 A UIC		3 2	
								215 A UIC		1 7	
								215 A UIC		2 4	
								215 A UIC		2 7	
								215 A UIC		1 3	
								274 A Bowling Green		3 6	
								277 A Northern Ky.		4 0	
				LAST 10 GAMES							
						215 A UIC	1 7	281 A Youngstown St.		8 0	
						80 A Wright St.	3 11	134 A Miami (OH)		2 10	
						80 A Wright St.	4 16	102 A Morehead St.		0 11	
						133 H Milwaukee	12 5	102 A Morehead St.		3 16	
						133 H Milwaukee	1 15	145 A Western Caro.		8 9	

Non-Div. I Games:

Oakland

RPI	S	Opponent	Score	
277	A	Northern Ky.	2	3
277	A	Northern Ky.	8	5
281	A	Youngstown St.	7	5
281	A	Youngstown St.	5	6
281	A	Youngstown St.	8	0
285	A	Eastern Mich.	14	8
285	H	Eastern Mich.	10	9

Oakland

O  
a  
k  
l  
a  
n  
d

O  
a  
k  
l  
a  
n  
d

Average RPI Win:		221	WON-LOST RECORD		WINNING PCT. RANK		LAST 10 GAMES		STRENGTH OF SCHEDULE		OPP. STRENGTH OF SCHEDULE		TEAM RPI		ADJ RPI		CONF. RPI		ADJ CONF. RPI	
DIV. I ONLY			18-22-0		.45 188		5-5-0		252		244		251		.43976 251		30		30	
DIV. I NON-CONF.			7-12-0		.36842 213		2-2-0		185		160		235		.44933 235		31		31	
TOTALS		RPI 1-25		RPI 26-50		W-L RECORDS		RPI 51-100		RPI 101-150		RPI 150+								
18-22-0		0-1-0		0-2-0		OVERALL		1-1-0		0-2-0		17-16-0								
13-12-0		0-1-0		0-1-0		HOME		0-1-0		0-1-0		13-8-0								
5-10-0		0-0-0		0-1-0		AWAY		1-0-0		0-1-0		4-8-0								
0-0-0		0-0-0		0-0-0		NEUTRAL		0-0-0		0-0-0		0-0-0								
7-12-0		0-1-0		0-2-0		NON-CONFERENCE		1-1-0		0-2-0		6-6-0								
5-8-0		0-1-0		0-1-0		HOME		0-1-0		0-1-0		5-4-0								
2-4-0		0-0-0		0-0-		AWAY		1-0-0		0-1-0		1-2-0								
0-0-0		0-0-0		0-0-0		NEUTRAL		0-0-0		0-0-0		0-0-0								
11-10-0		0-0-0		0-0-0		CONFERENCE		0-0-0		0-0-0		11-10-0								
8-4-0		0-0-0		0-0-0		HOME		0-0-0		0-0-0		8-4-0								
3-6-0		0-0-0		0-0-0		AWAY		0-0-0		0-0-0		3-6-0								
0-0-0		0-0-0		0-0-0		NEUTRAL		0-0-0		0-0-0		0-0-0								
RPI	S	Opponent		Score		RPI	S	Opponent		Score		RPI	S	Opponent		Score				
25	H	NC State		10 11		44	A	Duke		2 6		70	A	Campbell		7 4				
						44	H	Duke		5 7		70	H	Campbell		1 3				
														142	A	Presbyterian	5 6			
														142	H	Presbyterian	3 9			
														153	A	High Point	4 6			
														153	H	High Point	1 10			
														162	A	Davidson	9 6			
														162	H	Davidson	10 9			
														172	A	N.C. A&T	4 6			
														172	A	N.C. A&T	6 4			
														172	H	N.C. A&T	4 7			
														172	H	N.C. A&T	4 3			
														172	H	N.C. A&T	3 10			
														173	H	Canisius	9 0			
														173	H	Canisius	3 8			
														173	H	Canisius	5 2			
														174	A	Appalachian St.	0 13			
														195	H	Lafayette	9 1			
														195	H	Lafayette	10 16			
														195	H	Lafayette	1 2			
														264	A	Bethune-Cookman	15 5			
														264	A	Bethune-Cookman	8 7			
														264	A	Bethune-Cookman	2 12			
														264	H	Bethune-Cookman	3 2			
														264	H	Bethune-Cookman	5 8			
														264	H	Bethune-Cookman	7 2			
														266	A	Norfolk St.	0 5			
														266	H	Norfolk St.	5 4			
														269	H	Florida A&M	7 4			
												</								

**Non-Div. I Games:**

N.C. Central

RPI	S	Opponent	Score	
269	H	Florida A&M	8	5
269	H	Florida A&M	9	8
278	H	Delaware St.	4	1
278	H	Delaware St.	3	4
287	A	Savannah St.	1	4
287	A	Savannah St.	3	4
287	A	Savannah St.	3	5
288	H	Longwood	9	6

L  
a  
s  
a  
l  
l  
e

La Salle

La Salle

Average RPI Win:	225	WON-LOST RECORD	WINNING PCT. RANK	LAST 10 GAMES	STRENGTH OF SCHEDULE	OPP. STRENGTH OF SCHEDULE	TEAM RPI	ADJ RPI	CONF. RPI	ADJ CONF. RPI	
Average RPI Loss:	178										
DIV. I ONLY	11-26-0	.2973	263	3-7-0	192	278	253	.43966	253	29	29
DIV. I NON-CONF.	5-17-0	.22727	270	1-3-0	137	267	238	.44569	238	27	27
<hr/>											
TOTALS	RPI 1-25	RPI 26-50		W-L RECORDS		RPI 51-100		RPI 101-150		RPI 150+	
11-26-0	0-0-0	0-0-0		OVERALL		0-4-0		1-3-0		10-19-0	
4-6-0	0-0-0	0-0-0		HOME		0-0-0		0-0-0		4-6-0	
7-20-0	0-0-0	0-0-0		AWAY		0-4-0		1-3-0		6-13-0	
0-0-0	0-0-0	0-0-0		NEUTRAL		0-0-0		0-0-0		0-0-0	
5-17-0	0-0-0	0-0-0		NON-CONFERENCE		0-4-0		1-3-0		4-10-0	
1-3-0	0-0-0	0-0-0		HOME		0-0-0		0-0-0		1-3-0	
4-14-0	0-0-0	0-0-		AWAY		0-4-0		1-3-0		3-7-0	
0-0-0	0-0-0	0-0-0		NEUTRAL		0-0-0		0-0-0		0-0-0	
6-9-0	0-0-0	0-0-0		CONFERENCE		0-0-0		0-0-0		6-9-0	
3-3-0	0-0-0	0-0-0		HOME		0-0-0		0-0-0		3-3-0	
3-6-0	0-0-0	0-0-0		AWAY		0-0-0		0-0-0		3-6-0	
0-0-0	0-0-0	0-0-0		NEUTRAL		0-0-0		0-0-0		0-0-0	
RPI	S	Opponent	Score	RPI	S	Opponent	Score	RPI	S	Opponent	Score
						64 A Boston College	5 7			126 A FGCU	2 1
						75 A UCF	1 7			126 A FGCU	6 17
						75 A UCF	2 3			126 A FGCU	0 8
						75 A UCF	1 5			126 A FGCU	8 18
										165 H Fairfield	4 6
										165 H Fairfield	3 0
										165 H Fairfield	2 4
										173 A Canisius	12 14
										173 A Canisius	3 4
										173 A Canisius	4 5
										175 H Army West Point	1 6
										184 A Fordham	4 5
										184 H Fordham	12 0
										205 A UNCW	1 2
										205 A UNCW	2 7
										205 A UNCW	3 10
										214 H Quinnipiac	3 4
										214 H Quinnipiac	5 4
										214 H Quinnipiac	3 2
										218 H Dartmouth	4 6
										221 A LIU Brooklyn	2 13
										225 A Stetson	8 7
										225 A Stetson	5 0
										225 A Stetson	2 3
										248 H Central Conn. St.	1 8
										249 A Manhattan	4 8
										249 A Manhattan	1 2
										</	

Non-Div. I Games:

Siena

RPI	S	Opponent	Score	
249	A	Manhattan	7	10
274	A	Bowling Green	1	3
274	A	Bowling Green	9	7
283	A	Rider	7	2
283	A	Rider	13	4
283	A	Rider	9	8

Siena

S  
i  
e  
n  
a

S  
i  
e  
n  
a



Average RPI Win:	243	WON-LOST RECORD	WINNING PCT. RANK	LAST 10 GAMES	STRENGTH OF SCHEDULE	OPP. STRENGTH OF SCHEDULE	TEAM RPI	ADJ RPI	CONF. RPI	ADJ CONF. RPI	
Average RPI Loss:	179										
DIV. I ONLY	23-18-0	.56098	106	5-5-0	291	234	256	.43762	254	21	21
DIV. I NON-CONF.	17-9-0	.65385	68	3-1-0	297	268	239	.44474	239	24	23
<hr/>											
TOTALS	RPI 1-25	RPI 26-50		W-L RECORDS		RPI 51-100		RPI 101-150		RPI 150+	
23-18-0	0-0-0	0-0-0		OVERALL		0-3-0		3-5-0		20-10-0	
16-11-0	0-0-0	0-0-0		HOME		0-0-0		2-2-0		14-9-0	
7-7-0	0-0-0	0-0-0		AWAY		0-3-0		1-3-0		6-1-0	
0-0-0	0-0-0	0-0-0		NEUTRAL		0-0-0		0-0-0		0-0-0	
<hr/>											
17-9-0	0-0-0	0-0-0		NON-CONFERENCE		0-3-0		1-1-0		16-5-0	
13-5-0	0-0-0	0-0-0		HOME		0-0-0		1-0-0		12-5-0	
4-4-0	0-0-0	0-0-		AWAY		0-3-0		0-1-0		4-0-0	
0-0-0	0-0-0	0-0-0		NEUTRAL		0-0-0		0-0-0		0-0-0	
<hr/>											
6-9-0	0-0-0	0-0-0		CONFERENCE		0-0-0		2-4-0		4-5-0	
3-6-0	0-0-0	0-0-0		HOME		0-0-0		1-2-0		2-4-0	
3-3-0	0-0-0	0-0-0		AWAY		0-0-0		1-2-0		2-1-0	
0-0-0	0-0-0	0-0-0		NEUTRAL		0-0-0		0-0-0		0-0-0	
<hr/>											
RPI S	Opponent	Score	RPI S	Opponent	Score	RPI S	Opponent	Score	RPI S	Opponent	Score
						85 A	Tulane	2 3	112 H	Rhode Island	1 6
						85 A	Tulane	6 16	112 H	Rhode Island	4 3
						85 A	Tulane	6 7	112 H	Rhode Island	1 19
						116 A	William & Mary	1 2			
						116 H	William & Mary	8 4			
						144 A	Massachusetts	4 2			
						144 A	Massachusetts	4 10			
						144 A	Massachusetts	0 8			
						162 H	Davidson	5 6			
						162 H	Davidson	6 5			
						162 H	Davidson	0 3			
						223 A	UMBC	11 6			
						223 H	UMBC	12 14			
						237 H	Saint Joseph's	2 4			
						237 H	Saint Joseph's	10 4			
						237 H	Saint Joseph's	12 18			
						244 A	Coppin St.	7 1			
						249 H	Manhattan	8 12			
						249 H	Manhattan	18 7			
						249 H	Manhattan	7 6			
						258 H	UMass Lowell	9 6			
						258 H	UMass Lowell	5 4			
						258 H	UMass Lowell	1 12			
						261 A	Towson	4 3			
						261 H	Towson	13 8			
265 A	George Mason	16 7									
265 A	George Mason	2 13									
LAST 10 GAMES											
268 A	Georgetown	18 6	144 A	Massachusetts	4 2	258 H	UMass Lowell	1 12			
162 H	Davidson	5 6	144 A	Massachusetts	4 10	261 A	Towson	4 3			
162 H	Davidson	6 5	144 A	Massachusetts	0 8	261 H	Towson	13 8			
162 H	Davidson	0 3	116 H	William & Mary	8 4	265 A	George Mason	16 7			
116 A	William & Mary	1 2	223 A	UMBC	11 6	265 A	George Mason	2 13			

Non-Div. I Games:

George Washington

RPI	S	Opponent	Score	
265	A	George Mason	8	5
268	A	Georgetown	18	6
268	H	Georgetown	4	14
270	H	Iona	15	7
270	H	Iona	2	8
270	H	Iona	6	2
278	H	Delaware St.	18	1
296	H	UMES	15	3
299	H	Saint Peter's	7	5
299	H	Saint Peter's	9	0
299	H	Saint Peter's	20	0

George Washington

G  
e  
o  
r  
g  
e  
W  
a  
s  
h  
i  
n  
g  
t  
o  
n

G  
e  
o  
r  
g  
e  
W  
a  
s  
h  
i  
n  
g  
t  
o  
n

Average RPI Win:	269	WON-LOST RECORD	WINNING PCT. RANK	LAST 10 GAMES	STRENGTH OF SCHEDULE	OPP. STRENGTH OF SCHEDULE	TEAM RPI	ADJ RPI	CONF. RPI	ADJ CONF. RPI		
DIV. I ONLY		20-18-0	.52632	128	8-2-0	297	269	254	.43731	255	31	31
DIV. I NON-CONF.		2-8-0	.2	279	0-1-0	124	83	222	.45809	225	30	30
<hr/>												
TOTALS	RPI 1-25	RPI 26-50		W-L RECORDS		RPI 51-100		RPI 101-150		RPI 150+		
20-18-0	0-2-0	0-0-0		OVERALL		0-0-0		0-1-0		20-15-0		
9-3-0	0-0-0	0-0-0		HOME		0-0-0		0-0-0		9-3-0		
9-14-0	0-2-0	0-0-0		AWAY		0-0-0		0-1-0		9-11-0		
2-1-0	0-0-0	0-0-0		NEUTRAL		0-0-0		0-0-0		2-1-0		
2-8-0	0-2-0	0-0-0		NON-CONFERENCE		0-0-0		0-1-0		2-5-0		
0-0-0	0-0-0	0-0-0		HOME		0-0-0		0-0-0		0-0-0		
1-8-0	0-2-0	0-0-		AWAY		0-0-0		0-1-0		1-5-0		
1-0-0	0-0-0	0-0-0		NEUTRAL		0-0-0		0-0-0		1-0-0		
18-10-0	0-0-0	0-0-0		CONFERENCE		0-0-0		0-0-0		18-10-0		
9-3-0	0-0-0	0-0-0		HOME		0-0-0		0-0-0		9-3-0		
8-6-0	0-0-0	0-0-0		AWAY		0-0-0		0-0-0		8-6-0		
1-1-0	0-0-0	0-0-0		NEUTRAL		0-0-0		0-0-0		1-1-0		
RPI	S	Opponent	Score	RPI	S	Opponent	Score	RPI	S	Opponent	Score	
12	A	Mississippi St.	1 18					143	A	SFA	2 6	
20	A	LSU	0 9					168	A	Nicholls St.	5 16	
								168	A	Nicholls St.	2 7	
								168	A	Nicholls St.	1 6	
								180	A	Abilene Christian	8 7	
								180	A	Abilene Christian	4 7	
								180	A	Abilene Christian	5 23	
								185	N	Eastern Ky.	7 4	
								212	A	Southern U.	13 15	
								212	A	Southern U.	8 13	
								212	A	Southern U.	8 18	
								212	N	Southern U.	5 6	
								241	A	Texas Southern	7 2	
								241	A	Texas Southern	8 4	
								241	A	Texas Southern	8 11	
								241	H	Texas Southern	3 7	
								241	H	Texas Southern	6 2	
								241	H	Texas Southern	12 2	
								262	N	Alabama St.	3 1	
								267	A	Jackson St.	2 10	
								267	H	Jackson St.	2 4	
								284	H	Mississippi Val.	9 7	
								292	A	Prairie View	9 1	
								292	A	Prairie View	13 11	
								292	A	Prairie View	15 18	
								292	H	Prairie View	8 4	
								292	H	Prairie View	7 4	
								292	H	Prairie View	7 4	
								292	H	Prairie View	7 4	
								292	H	Prairie View	7 4	
								292	H	Prairie View	7 4	
								292	H	Prairie View	7 4	
								292	H	Prairie View	7 4	
								292	H	Prairie View	7 4	
								292	H	Prairie View	7 4	
								292	H	Prairie View	7 4	
								292	H	Prairie View	7 4	
								292	H	Prairie View	7 4	
								292	H	Prairie View	7 4	
								292	H	Prairie View	7 4	
								292	H	Prairie View	7 4	
								292	H	Prairie View	7 4	
								292	H	Prairie View	7 4	
								292	H	Prairie View	7 4	
								292	H	Prairie View	7 4	
								292	H	Prairie View	7 4	
								292	H	Prairie View	7 4	
								292	H	Prairie View	7 4	
								292	H	Prairie View	7 4	
								292	H	Prairie View	7 4	
								292	H	Prairie View	7 4	
								292	H	Prairie View	7 4	
								292	H	Prairie View	7 4	
								292	H	Prairie View	7 4	
								292	H	Prairie View	7 4	
								292	H	Prairie View	7 4	
								292	H	Prairie View	7 4	
								292	H	Prairie View	7 4	
								292	H	Prairie View	7 4	
								292	H	Prairie View	7 4	
								292	H	Prairie View	7 4	
								292	H	Prairie View	7 4	
								292	H	Prairie View	7 4	
								292	H	Prairie View	7 4	
								292	H	Prairie View	7 4	
								292	H	Prairie View	7 4	
								292	H	Prairie View	7 4	
								292	H	Prairie View	7 4	
								292	H	Prairie View	7 4	
								292	H	Prairie View	7 4	
								292	H	Prairie View	7 4	

Non-Div. I Games: Wiley 3 5 Wiley 8 3

Grambling

RPI	S	Opponent	Score	
292	H	Prairie View	7	10
293	A	Ark.-Pine Bluff	14	11
293	A	Ark.-Pine Bluff	10	8
293	A	Ark.-Pine Bluff	19	2
293	H	Ark.-Pine Bluff	5	4
293	H	Ark.-Pine Bluff	11	0
293	H	Ark.-Pine Bluff	4	1
294	A	Alcorn	14	7
294	H	Alcorn	8	7

Grambling

G  
r  
a  
m  
b  
l  
i  
n  
g

G  
r  
a  
m  
b  
l  
i  
n  
g

Average RPI Win: 252		WON-LOST	WINNING	LAST 10	STRENGTH OF		OPP. STRENGTH	TEAM	ADJ	CONF.	ADJ CONF.								
Average RPI Loss: 148		RECORD	PCT. RANK	GAMES	SCHEDULE		OF SCHEDULE	RPI	RPI	RPI	RPI								
DIV. I ONLY		17-22-0	.4359	199	5-5-0		268	208	257	.43621	256	19	19						
DIV. I NON-CONF.		12-9-0	.57143	112	3-4-0		282	216	208	.46547	208	22	22						
<hr/>																			
TOTALS		RPI 1-25		RPI 26-50		W-L RECORDS		RPI 51-100		RPI 101-150		RPI 150+							
17-22-0		0-1-0		0-1-0		OVERALL		0-3-0		1-8-0		16-9-0							
13-8-0		0-0-0		0-0-0		HOME		0-0-0		1-5-0		12-3-0							
4-14-0		0-1-0		0-1-0		AWAY		0-3-0		0-3-0		4-6-0							
0-0-0		0-0-0		0-0-0		NEUTRAL		0-0-0		0-0-0		0-0-0							
<hr/>																			
12-9-0		0-1-0		0-1-0		NON-CONFERENCE		0-3-0		1-2-0		11-2-0							
10-2-0		0-0-0		0-0-0		HOME		0-0-0		1-2-0		9-0-0							
2-7-0		0-1-0		0-0-		AWAY		0-3-0		0-0-0		2-2-0							
0-0-0		0-0-0		0-0-0		NEUTRAL		0-0-0		0-0-0		0-0-0							
<hr/>																			
5-13-0		0-0-0		0-0-0		CONFERENCE		0-0-0		0-6-0		5-7-0							
3-6-0		0-0-0		0-0-0		HOME		0-0-0		0-3-0		3-3-0							
2-7-0		0-0-0		0-0-0		AWAY		0-0-0		0-3-0		2-4-0							
0-0-0		0-0-0		0-0-0		NEUTRAL		0-0-0		0-0-0		0-0-0							
<hr/>																			
RPI	S	Opponent		Score		RPI	S	Opponent		Score		RPI	S	Opponent		Score			
25	A	NC State		6	10	36	A	Clemson		4	7	100	A	South Alabama		1	8		
												100	A	South Alabama		2	10		
												100	A	South Alabama		3	7		
												127	H	Eastern Ill.		12	13		
												127	H	Eastern Ill.		5	15		
												127	H	Eastern Ill.		2	13		
												146	A	Austin Peay		0	6		
												146	A	Austin Peay		1	8		
												146	A	Austin Peay		4	10		
												149	H	Central Ark.		7	9		
												149	H	Central Ark.		3	2		
												149	H	Central Ark.		5	11		
												167	A	Jacksonville St.		10	12		
												167	A	Jacksonville St.		7	8		
												167	A	Jacksonville St.		3	5		
												190	A	Lipscomb		1	4		
												191	H	Murray St.		10	4		
												191	H	Murray St.		7	14		
												191	H	Murray St.		3	7		
												199	A	Middle Tenn.		4	11		
												227	H	SIUE		8	9		
												227	H	SIUE		12	6		
												227	H	SIUE		7	6		
												240	H	Valparaiso		12	8		
												245	A	North Ala.		7	6		
												245	H	North Ala.		7	1		
												259	H	Western Ill.		3	2		
												259	H	Western Ill.		7	4		
												259	H	Western Ill.		8	3		
												25	A	NC State		6	10		
												271	A	Southeast Mo. St.		9	3		
<hr/>																			
LAST 10 GAMES																			
149 H Central Ark.						7	9	281 H Youngstown St.						8	4	245 H North Ala.		7	1
191 H Murray St.						10	4	281 H Youngstown St.						9	2	259 H Western Ill.		3	2
191 H Murray St.						7	14	259 H Western Ill.						7	4	259 H Western Ill.		7	4
227 H SIUE						12	6	259 H Western Ill.						8	3	259 H Western Ill.		8	3
227 H SIUE						7	6	25 A NC State						6	10	271 A Southeast Mo. St.		9	3

Non-Div. I Games:

Tennessee Tech

RPI	S	Opponent	Score	
271	A	Southeast Mo. St.	4	9
271	A	Southeast Mo. St.	13	8
281	H	Youngstown St.	9	2
281	H	Youngstown St.	8	4
281	H	Youngstown St.	7	2
295	A	Alabama A&M	23	2
295	H	Alabama A&M	28	8

Tennessee Tech

T  
e  
n  
n  
e  
s  
s  
e  
e  
T  
e  
c  
h

T  
e  
n  
n  
e  
s  
s  
e  
e  
T  
e  
c  
h

Seattle U

Seattle U

RPI	S	Opponent	Score
275	H	Utah Valley	2 4

Seattle U

S  
e  
a  
t  
t  
l  
e  
U

S  
e  
a  
t  
t  
l  
e  
U



Average RPI Win:		199	WON-LOST RECORD		WINNING PCT. RANK		LAST 10 GAMES		STRENGTH OF SCHEDULE		OPP. STRENGTH OF SCHEDULE		TEAM RPI		ADJ RPI		CONF. RPI		ADJ CONF. RPI		
DIV. I ONLY			9-29-0		.23684	285	3-7-0		164		162		258		.43544		258	23		23	
DIV. I NON-CONF.			3-20-0		.13043	290	0-2-0		51		85		232		.4528		232	20		20	
TOTALS		RPI 1-25		RPI 26-50		W-L RECORDS		RPI 51-100		RPI 101-150		RPI 150+									
9-29-0		0-7-0		0-0-0		OVERALL		0-5-0		1-2-0		8-15-0									
5-7-0		0-0-0		0-0-0		HOME		0-0-0		1-2-0		4-5-0									
4-22-0		0-7-0		0-0-0		AWAY		0-5-0		0-0-0		4-10-0									
0-0-0		0-0-0		0-0-0		NEUTRAL		0-0-0		0-0-0		0-0-0									
3-20-0		0-7-0		0-0-0		NON-CONFERENCE		0-5-0		1-2-0		2-6-0									
1-2-0		0-0-0		0-0-0		HOME		0-0-0		1-2-0		0-0-0									
2-18-0		0-7-0		0-0-		AWAY		0-5-0		0-0-0		2-6-0									
0-0-0		0-0-0		0-0-0		NEUTRAL		0-0-0		0-0-0		0-0-0									
6-9-0		0-0-0		0-0-0		CONFERENCE		0-0-0		0-0-0		6-9-0									
4-5-0		0-0-0		0-0-0		HOME		0-0-0		0-0-0		4-5-0									
2-4-0		0-0-0		0-0-0		AWAY		0-0-0		0-0-0		2-4-0									
0-0-0		0-0-0		0-0-0		NEUTRAL		0-0-0		0-0-0		0-0-0									
RPI	S	Opponent		Score		RPI	S	Opponent		Score		RPI	S	Opponent		Score					
4	A	Georgia		2	6			64 A Boston College		5	6	101	H	Marist		10	4				
4	A	Georgia		5	13			92 A Arizona		4	18	110	H	Harvard		4	8				
4	A	Georgia		5	12			92 A Arizona		4	19	112	H	Rhode Island		6	17				
18	A	North Carolina		2	14			92 A Arizona		4	12	157	A	Radford		7	6				
18	A	North Carolina		7	14			92 A Arizona		5	20	157	A	Radford		3	8				
18	A	North Carolina		0	5							164	A	Penn St.		6	7				
22	A	UConn		4	9							164	A	Penn St.		1	3				
												164	A	Penn St.		2	3				
												197	H	Binghamton		4	0				
												197	H	Binghamton		12	2				
												197	H	Binghamton		1	4				
												202	H	Hartford		3	2				
												202	H	Hartford		5	7				
												202	H	Hartford		0	5				
												208	A	Maine		4	18				
												208	A	Maine		3	5				
												208	A	Maine		1	5				
												223	A	UMBC		5	8				
												223	A	UMBC		8	3				
												223	A	UMBC		8	2				
												238	H	Albany (NY)		3	11				
												238	H	Albany (NY)		11	8				
												238	H	Albany (NY)		2	5				
												254	A	George Washington		12	1				
												254	A	George Washington		6	9				
												254	A	George Washington		4	5				
LAST 10 GAMES																					
197 H Binghamton						1	4	223 A UMBC						5	8						
202 H Hartford						0	5	238 H Albany (NY)						3	11						
164 A Penn St.						6	7	197 H Binghamton						4	0						
18 A North Carolina						7	14	208 A Maine						3	5						
92 A Arizona						4	19	202 H Hartford						3	2						

**Non-Div. I Games:**

UMass Lowell

Average RPI Win:		235	WON-LOST RECORD		WINNING PCT. RANK		LAST 10 GAMES		STRENGTH OF SCHEDULE		OPP. STRENGTH OF SCHEDULE		TEAM RPI		ADJ RPI		CONF. RPI		ADJ CONF. RPI				
DIV. I ONLY			13-23-0		.36111	237	5-5-0		231		273		260		.43142	259	27		27				
DIV. I NON-CONF.			4-14-0		.22222	272	0-3-0		217		239		265		.42688	265	29		29				
TOTALS		RPI 1-25		RPI 26-50		W-L RECORDS		RPI 51-100		RPI 101-150		RPI 150+											
13-23-0		0-2-0		0-0-0		OVERALL		0-2-0		0-0-0		13-19-0											
8-6-0		0-0-0		0-0-0		HOME		0-1-0		0-0-0		8-5-0											
3-16-0		0-2-0		0-0-0		AWAY		0-1-0		0-0-0		3-13-0											
2-1-0		0-0-0		0-0-0		NEUTRAL		0-0-0		0-0-0		2-1-0											
4-14-0		0-2-0		0-0-0		NON-CONFERENCE		0-2-0		0-0-0		4-10-0											
0-2-0		0-0-0		0-0-0		HOME		0-1-0		0-0-0		0-1-0											
2-11-0		0-2-0		0-0-		AWAY		0-1-0		0-0-0		2-8-0											
2-1-0		0-0-0		0-0-0		NEUTRAL		0-0-0		0-0-0		2-1-0											
9-9-0		0-0-0		0-0-0		CONFERENCE		0-0-0		0-0-0		9-9-0											
8-4-0		0-0-0		0-0-0		HOME		0-0-0		0-0-0		8-4-0											
1-5-0		0-0-0		0-0-0		AWAY		0-0-0		0-0-0		1-5-0											
0-0-0		0-0-0		0-0-0		NEUTRAL		0-0-0		0-0-0		0-0-0											
RPI	S	Opponent		Score		RPI	S	Opponent		Score		RPI	S	Opponent		Score							
8	A	Arkansas		1	11							79	A	Bradley		0	10						
8	A	Arkansas		0	8							79	H	Bradley		1	4						
														178	A	Southern Ill.		1	16				
														178	A	Southern Ill.		1	8				
														178	A	Southern Ill.		1	6				
														192	N	Saint Louis		2	8				
														192	N	Saint Louis		3	0				
														192	N	Saint Louis		5	4				
														193	A	South Dakota St.		3	11				
														193	A	South Dakota St.		7	6				
														193	A	South Dakota St.		9	11				
														193	H	South Dakota St.		4	7				
														193	H	South Dakota St.		6	7				
														193	H	South Dakota St.		10	6				
														196	A	Omaha		3	4				
														196	A	Omaha		2	8				
														196	A	Omaha		5	15				
														204	H	Oral Roberts		11	7				
														204	H	Oral Roberts		7	3				
														204	H	Oral Roberts		8	5				
														227	A	SIUE		3	13				
														227	H	SIUE		2	15				
														242	H	North Dakota St.		9	6				
														242	H	North Dakota St.		1	11				
														242	H	North Dakota St.		4	5				
														256	A	Tennessee Tech		3	8				
														256	A	Tennessee Tech		4	7				
														256	A	Tennessee Tech		2	3				
														271	A	Southeast Mo. St.		5	2				
LAST 10 GAMES																							
193 A South Dakota St.						9	11	242 H North Dakota St.						1	11	242 H North Dakota St.						4	5
298 H Purdue Fort Wayne						10	0	193 H South Dakota St.						6	7	256 A Tennessee Tech						3	8
298 H Purdue Fort Wayne						4	2	192 N Saint Louis						3	0	256 A Tennessee Tech						4	7
196 A Omaha						5	15	178 A Southern Ill.						1	6	256 A Tennessee Tech						2	3
196 A Omaha						3	4	256 A Tennessee Tech						4	7	271 A Southeast Mo. St.						5	2

<b>Non-Div. I Games:</b>	<b>St. Ambrose</b>	<b>13</b>	<b>3</b>	<b>Iowa Wesleyan</b>	<b>16</b>	<b>3</b>
--------------------------	--------------------	-----------	----------	----------------------	-----------	----------

Western Ill.

Western Illinois.

Western Illinois.

Western Ill.

Average RPI Win:	192	WON-LOST RECORD	WINNING PCT. RANK	LAST 10 GAMES	STRENGTH OF SCHEDULE	OPP. STRENGTH OF SCHEDULE	TEAM RPI	ADJ RPI	CONF. RPI	ADJ CONF. RPI		
DIV. I ONLY		10-31-0	.2439	282	3-7-0	120	228	261	.43141	260	16	16
DIV. I NON-CONF.		5-21-0	.19231	280	1-2-0	179	225	277	.40878	277	18	18
<hr/>												
TOTALS	RPI 1-25	RPI 26-50		W-L RECORDS		RPI 51-100		RPI 101-150		RPI 150+		
10-31-0	0-0-0	0-5-0		OVERALL		0-2-0		3-6-0		7-18-0		
6-16-0	0-0-0	0-1-0		HOME		0-0-0		3-4-0		3-11-0		
2-15-0	0-0-0	0-4-0		AWAY		0-2-0		0-2-0		2-7-0		
2-0-0	0-0-0	0-0-0		NEUTRAL		0-0-0		0-0-0		2-0-0		
5-21-0	0-0-0	0-5-0		NON-CONFERENCE		0-2-0		0-3-0		5-11-0		
3-10-0	0-0-0	0-1-0		HOME		0-0-0		0-1-0		3-8-0		
0-11-0	0-0-0	0-0-		AWAY		0-2-0		0-2-0		0-3-0		
2-0-0	0-0-0	0-0-0		NEUTRAL		0-0-0		0-0-0		2-0-0		
5-10-0	0-0-0	0-0-0		CONFERENCE		0-0-0		3-3-0		2-7-0		
3-6-0	0-0-0	0-0-0		HOME		0-0-0		3-3-0		0-3-0		
2-4-0	0-0-0	0-0-0		AWAY		0-0-0		0-0-0		2-4-0		
0-0-0	0-0-0	0-0-0		NEUTRAL		0-0-0		0-0-0		0-0-0		
RPI	S	Opponent	Score	RPI	S	Opponent	Score	RPI	S	Opponent	Score	
				36	A	Clemson	6 8					
				36	A	Clemson	2 8					
				36	A	Clemson	6 11					
				45	A	Virginia Tech	9 10					
				45	H	Virginia Tech	1 13					
									</			

Non-Div. I Games:

VMI

RPI	S	Opponent	Score	
247	H	Lehigh	11	1
247	H	Lehigh	13	15
276	A	The Citadel	2	3
276	A	The Citadel	9	5
276	A	The Citadel	0	1
277	H	Northern Ky.	8	3
277	H	Northern Ky.	6	7

VMI

V  
M  
I

V  
M  
I

Average RPI Win: 211		WON-LOST RECORD	WINNING PCT. RANK		LAST 10 GAMES	STRENGTH OF SCHEDULE	OPP. STRENGTH OF SCHEDULE	TEAM RPI	ADJ RPI	CONF. RPI	ADJ CONF. RPI						
Average RPI Loss: 165																	
DIV. I ONLY		11-29-0	.275	267	7-3-0	175	235	262	.43067	261	17	17					
DIV. I NON-CONF.		6-22-0	.21429	275	3-1-0	116	271	258	.43197	258	16	15					
<hr/>																	
TOTALS		RPI 1-25		RPI 26-50		W-L RECORDS		RPI 51-100		RPI 101-150		RPI 150+					
11-29-0		0-2-0		0-0-0		OVERALL		1-3-0		0-7-0		10-17-0					
7-11-0		0-0-0		0-0-0		HOME		1-2-0		0-0-0		6-9-0					
4-18-0		0-2-0		0-0-0		AWAY		0-1-0		0-7-0		4-8-0					
0-0-0		0-0-0		0-0-0		NEUTRAL		0-0-0		0-0-0		0-0-0					
6-22-0		0-2-0		0-0-0		NON-CONFERENCE		0-1-0		0-7-0		6-12-0					
4-5-0		0-0-0		0-0-0		HOME		0-0-0		0-0-0		4-5-0					
2-17-0		0-2-0		0-0-		AWAY		0-1-0		0-7-0		2-7-0					
0-0-0		0-0-0		0-0-0		NEUTRAL		0-0-0		0-0-0		0-0-0					
5-7-0		0-0-0		0-0-0		CONFERENCE		1-2-0		0-0-0		4-5-0					
3-6-0		0-0-0		0-0-0		HOME		1-2-0		0-0-0		2-4-0					
2-1-0		0-0-0		0-0-0		AWAY		0-0-0		0-0-0		2-1-0					
0-0-0		0-0-0		0-0-0		NEUTRAL		0-0-0		0-0-0		0-0-0					
RPI	S	Opponent		Score		RPI	S	Opponent		Score		RPI	S	Opponent		Score	
19	A	West Virginia		3	8							105	A	Sacramento St.		4	13
25	A	NC State		1	11							89	H	Elon		7	3
												89	H	Elon		8	16
												89	H	Elon		1	9
												105	A	Sacramento St.			
												126	A	FGCU		3	20
												126	A	FGCU		2	5
												126	A	FGCU		3	6
												162	A	Davidson		3	15
												162	A	Davidson		5	13
												162	A	Davidson		1	4
												184	H	Fordham		8	0
												184	H	Fordham		1	6
												205	H	UNCW		1	3
												205	H	UNCW		4	8
												205	H	UNCW		6	11
												210	A	Kennesaw St.		2	5
												210	A	Kennesaw St.		5	11
												210	A	Kennesaw St.		5	2
												216	A	Hofstra		5	2
												216	A	Hofstra		8	5
												216	A	Hofstra		6	12
												223	A	UMBC		7	2
												223	H	UMBC		8	7
												229	H	Cornell		2	4
												229	H	Cornell		3	2
												234	H	Delaware		10	8
												234	H	Delaware		3	10
LAST 10 GAMES																	
												234	H	Delaware		10	8
												234	H	Delaware		2	1
												223	A	UMBC		7	2
												216	A	Hofstra		6	12
												216	A	Hofstra		5	2

Non-Div. I Games:

Towson

RPI	S	Opponent	Score	
234	H	Delaware	2	1
244	H	Coppin St.	2	5
254	A	George Washington	8	13
254	H	George Washington	3	4
265	A	George Mason	2	6
265	H	George Mason	8	3
282	H	Bucknell	8	9

T  
O  
W  
S  
O  
N

T  
O  
W  
S  
O  
N

Towson

Average RPI Win: 284		WON-LOST	WINNING	LAST 10	STRENGTH OF		OPP. STRENGTH	TEAM	ADJ	CONF.	ADJ CONF.
Average RPI Loss: 174		RECORD	PCT. RANK	GAMES	SCHEDULE		OF SCHEDULE	RPI	RPI	RPI	RPI
DIV. I ONLY		23-19-0	.54762	116	7-3-0		296	284	263	.42971	262
DIV. I NON-CONF.		5-14-0	.26316	255	1-2-0		252	222	283	.39899	283
TOTALS		RPI 1-25	RPI 26-50		W-L RECORDS		RPI 51-100		RPI 101-150		RPI 150+
23-19-0	0-1-0	0-0-0		OVERALL		0-2-0		0-7-0		23-9-0	
12-9-0	0-0-0	0-0-0		HOME		0-1-0		0-3-0		12-5-0	
9-9-0	0-1-0	0-0-0		AWAY		0-1-0		0-4-0		9-3-0	
2-1-0	0-0-0	0-0-0		NEUTRAL		0-0-0		0-0-0		2-1-0	
5-14-0	0-1-0	0-0-0		NON-CONFERENCE		0-2-0		0-7-0		5-4-0	
4-7-0	0-0-0	0-0-0		HOME		0-1-0		0-3-0		4-3-0	
1-7-0	0-1-0	0-0-		AWAY		0-1-0		0-4-0		1-1-0	
0-0-0	0-0-0	0-0-0		NEUTRAL		0-0-0		0-0-0		0-0-0	
18-5-0	0-0-0	0-0-0		CONFERENCE		0-0-0		0-0-0		18-5-0	
8-2-0	0-0-0	0-0-0		HOME		0-0-0		0-0-0		8-2-0	
8-2-0	0-0-0	0-0-0		AWAY		0-0-0		0-0-0		8-2-0	
2-1-0	0-0-0	0-0-0		NEUTRAL		0-0-0		0-0-0		2-1-0	
RPI S	Opponent	Score		RPI S	Opponent	Score		RPI S	Opponent	Score	
4 A	Georgia	3	11					100 A	South Alabama	2	14
								100 H	South Alabama	0	13
								102 A	Morehead St.	4	7
								102 A	Morehead St.	2	9
								104 A	Samford	3	8
								104 H	Samford	5	10
								124 A	Troy	7	8
								127 H	Eastern Ill.	4	9
								127 H	Eastern Ill.	6	15
								166 H	UAB	6	10
								167 A	Jacksonville St.	9	5
								245 A	North Ala.	2	14
								245 H	North Ala.	1	8
								255 N	Grambling	1	3
								267 A	Jackson St.	7	6
								267 A	Jackson St.	9	1
								267 A	Jackson St.	4	11
								269 H	Florida A&M	5	8
								269 H	Florida A&M	9	4
								284 A	Mississippi Val.	5	4
								284 A	Mississippi Val.	12	2
								284 H	Mississippi Val.	11	12
								284 H	Mississippi Val.	13	3
								284 H	Mississippi Val.	12	6
								292 N	Prairie View	10	9
								293 N	Ark.-Pine Bluff	23	12
								294 A	Alcorn	10	5
								294 A	Alcorn	10	6
								294 H	Alcorn	13	1
LAST 10 GAMES								294 H	Mississippi Val.	13	3
								284 H	Mississippi Val.	11	12
								269 H	Florida A&M	9	4
								100 H	South Alabama	0	13
								295 A	Alabama A&M	12	8
								294 H	Alcorn	13	1

Non-Div. I Games:

Alabama St.



RPI	S	Opponent	Score	
294	H	Alcorn	14	6
294	H	Alcorn	23	15
294	H	Alcorn	21	2
295	A	Alabama A&M	6	13
295	A	Alabama A&M	4	2
295	A	Alabama A&M	12	8
295	H	Alabama A&M	6	5
295	H	Alabama A&M	4	5
295	H	Alabama A&M	11	1
298	H	Purdue Fort Wayne	14	7
298	H	Purdue Fort Wayne	10	9
298	H	Purdue Fort Wayne	7	1

Alabama St.

A  
l  
a  
b  
a  
m  
a  
s  
t  
.

A  
l  
a  
b  
a  
m  
a  
s  
t  
.

Average RPI Win: 200		WON-LOST	WINNING	LAST 10	STRENGTH OF		OPP. STRENGTH	TEAM	ADJ	CONF.	ADJ CONF.
Average RPI Loss: 170		RECORD	PCT. RANK	GAMES	SCHEDULE		OF SCHEDULE	RPI	RPI	RPI	RPI
DIV. I ONLY		16-28-0	.36364	235	5-5-0		257	187	264	.42938	263
DIV. I NON-CONF.		10-15-0	.4	199	0-2-0		247	173	254	.43419	254
TOTALS		RPI 1-25	RPI 26-50		W-L RECORDS		RPI 51-100		RPI 101-150		RPI 150+
16-28-0	0-1-0	0-0-0		OVERALL		2-4-0		3-5-0		11-18-0	
10-10-0	0-0-0	0-0-0		HOME		2-0-0		3-3-0		5-7-0	
5-15-0	0-1-0	0-0-0		AWAY		0-3-0		0-0-0		5-11-0	
1-3-0	0-0-0	0-0-0		NEUTRAL		0-1-0		0-2-0		1-0-0	
10-15-0	0-1-0	0-0-0		NON-CONFERENCE		2-4-0		1-4-0		7-6-0	
8-6-0	0-0-0	0-0-0		HOME		2-0-0		1-2-0		5-4-0	
1-6-0	0-1-0	0-0-		AWAY		0-3-0		0-0-0		1-2-0	
1-3-0	0-0-0	0-0-0		NEUTRAL		0-1-0		0-2-0		1-0-0	
6-13-0	0-0-0	0-0-0		CONFERENCE		0-0-0		2-1-0		4-12-0	
2-4-0	0-0-0	0-0-0		HOME		0-0-0		2-1-0		0-3-0	
4-9-0	0-0-0	0-0-0		AWAY		0-0-0		0-0-0		4-9-0	
0-0-0	0-0-0	0-0-0		NEUTRAL		0-0-0		0-0-0		0-0-0	
RPI S	Opponent	Score		RPI S	Opponent	Score		RPI S	Opponent	Score	
18 A	North Carolina	6	7					54 N	South Carolina	3	10
								58 A	Ga. Southern	4	7
								58 H	Ga. Southern	3	2
								72 A	Col. of Charleston	7	9
								72 A	Col. of Charleston	5	7
								72 H	Col. of Charleston	9	1
								128 H	Notre Dame	0	7
								128 N	Notre Dame	4	7
								131 H	Ball St.	12	4
								131 N	Ball St.	1	3
								141 H	Gardner-Webb	8	6
								141 H	Gardner-Webb	10	3
								141 H	Gardner-Webb	3	8
								150 H	Kent St.	1	9
								153 A	High Point	2	8
								153 A	High Point	4	9
								153 A	High Point	6	5
								156 A	Winthrop	5	13
								156 A	Winthrop	1	9
								156 A	Winthrop	6	7
								157 H	Radford	1	7
								157 H	Radford	5	6
								157 H	Radford	6	9
								159 N	Wofford	4	3
								226 A	UNC Asheville	3	2
								226 A	UNC Asheville	8	2
								226 A	UNC Asheville	4	11
								231 A	USC Upstate	7	11
								232 H	Georgia St.	6	15
								232 H	Georgia St.	6	7
								232 H	Georgia St.	5	2
								252 H	La Salle	3	6
								252 H	La Salle	7	3
LAST 10 GAMES								54 N	South Carolina	3	10
								226 A	UNC Asheville	4	11
								58 A	Ga. Southern	4	7
								141 H	Gardner-Webb	10	3
								141 H	Gardner-Webb	3	8
226 A	UNC Asheville	8	2								
226 A	UNC Asheville	3	2								
288 A	Longwood	6	7								
288 A	Longwood	2	3								
232 H	Georgia St.	6	15								

Non-Div. I Games:

Charleston So.

RPI	S	Opponent	Score	
252	H	La Salle	4	5
276	A	The Citadel	1	10
276	A	The Citadel	3	4
276	H	The Citadel	10	5
276	H	The Citadel	10	5
287	A	Savannah St.	7	6
287	H	Savannah St.	5	3
288	A	Longwood	6	7
288	A	Longwood	2	3
288	A	Longwood	16	3

Charleston So.

C  
h  
a  
r  
l  
e  
s  
t  
o  
n  
S  
o  
.

C  
h  
a  
r  
l  
e  
s  
t  
o  
n  
S  
o  
.

Average RPI Win:	202	WON-LOST	WINNING	LAST 10	STRENGTH OF	OPP. STRENGTH	TEAM	ADJ	CONF.	ADJ CONF.					
Average RPI Loss:	172	RECORD	PCT. RANK	GAMES	SCHEDULE	OF SCHEDULE	RPI	RPI	RPI	RPI					
DIV. I ONLY		15-28-0	.34884	246	2-8-0	217	213	265	.42789	264	30	30			
DIV. I NON-CONF.		7-18-0	.28	247	0-4-0	158	112	247	.44118	246	31	31			
<hr/>															
TOTALS	RPI 1-25	RPI 26-50		W-L RECORDS		RPI 51-100		RPI 101-150		RPI 150+					
15-28-0	0-0-0	0-0-0		OVERALL		2-5-0		4-10-0		9-13-0					
11-15-0	0-0-0	0-0-0		HOME		2-1-0		2-6-0		7-8-0					
4-13-0	0-0-0	0-0-0		AWAY		0-4-0		2-4-0		2-5-0					
0-0-0	0-0-0	0-0-0		NEUTRAL		0-0-0		0-0-0		0-0-0					
<hr/>															
7-18-0	0-0-0	0-0-0		NON-CONFERENCE		2-5-0		4-10-0		1-3-0					
5-9-0	0-0-0	0-0-0		HOME		2-1-0		2-6-0		1-2-0					
2-9-0	0-0-0	0-0-		AWAY		0-4-0		2-4-0		0-1-0					
0-0-0	0-0-0	0-0-0		NEUTRAL		0-0-0		0-0-0		0-0-0					
<hr/>															
8-10-0	0-0-0	0-0-0		CONFERENCE		0-0-0		0-0-0		8-10-0					
6-6-0	0-0-0	0-0-0		HOME		0-0-0		0-0-0		6-6-0					
2-4-0	0-0-0	0-0-0		AWAY		0-0-0		0-0-0		2-4-0					
0-0-0	0-0-0	0-0-0		NEUTRAL		0-0-0		0-0-0		0-0-0					
<hr/>															
RPI	S	Opponent	Score	RPI	S	Opponent	Score	RPI	S	Opponent	Score				
				64 H Boston College				8	7	106 A North Florida				6	2
				64 H Boston College				8	4	106 H North Florida				1	3
				64 H Boston College				5	14	117 H Jacksonville				5	7
				75 A UCF				4	5	118 A South Fla.				2	12
				87 A Wichita St.				0	7	118 H South Fla.				4	7
				87 A Wichita St.				4	11	126 A FGCU				6	3
				87 A Wichita St.				0	2	126 A FGCU				3	23
										126 A FGCU				5	12
										138 H Ohio St.				8	3
										138 H Ohio St.				0	6
										138 H Ohio St.				4	3
										138 H Ohio St.				9	16
										139 A FIU				2	9
										139 H FIU				4	7
										172 H N.C. A&T				2	7
										172 H N.C. A&T				7	8
										172 H N.C. A&T				0	3
										225 A Stetson				3	10
										225 H Stetson				3	2
										251 A N.C. Central				8	5
						251 A N.C. Central				2	7				
						251 A N.C. Central				2	3				
						251 H N.C. Central				5	15				
						251 H N.C. Central				7	8				
						251 H N.C. Central				12	2				
						269 A Florida A&M				4	6				
						269 A Florida A&M				8	2				
						269 A Florida A&M				5	6				
						269 A Florida A&M				8	2				
LAST 10 GAMES															
						251 A N.C. Central				2	7				
						251 A N.C. Central				2	3				
						139 H FIU				4	7				
						269 A Florida A&M				8	2				
						269 A Florida A&M				5	6				

Non-Div. I Games:

Bethune-Cookman

RPI	S	Opponent	Score	
269	A	Florida A&M	5	6
269	H	Florida A&M	7	1
269	H	Florida A&M	3	6
269	H	Florida A&M	7	6
287	H	Savannah St.	13	0
287	H	Savannah St.	10	9
287	H	Savannah St.	8	5
295	H	Alabama A&M	4	7
295	H	Alabama A&M	2	8

Bethune-Cookman

B  
e  
t  
h  
u  
n  
e  
-  
C  
o  
o  
k  
m  
a  
n

B  
e  
t  
h  
u  
n  
e  
-  
C  
o  
o  
k  
m  
a  
n

Average RPI Win:	224	WON-LOST RECORD	WINNING PCT. RANK	LAST 10 GAMES	STRENGTH OF SCHEDULE	OPP. STRENGTH OF SCHEDULE	TEAM RPI	ADJ RPI	CONF. RPI	ADJ CONF. RPI	
Average RPI Loss:	187										
DIV. I ONLY	15-25-0	.375	230	3-7-0	228	262	266	.42768	265	21	21
DIV. I NON-CONF.	13-15-0	.46429	164	2-5-0	256	266	243	.44358	242	24	23
<hr/>											
TOTALS	RPI 1-25	RPI 26-50		W-L RECORDS	RPI 51-100		RPI 101-150		RPI 150+		
15-25-0	0-1-0	0-0-0		OVERALL	2-2-0		0-2-0		13-20-0		
11-10-0	0-0-0	0-0-0		HOME	1-0-0		0-1-0		10-9-0		
1-15-0	0-1-0	0-0-0		AWAY	0-2-0		0-1-0		1-11-0		
3-0-0	0-0-0	0-0-0		NEUTRAL	1-0-0		0-0-0		2-0-0		
<hr/>											
13-15-0	0-1-0	0-0-0		NON-CONFERENCE	2-2-0		0-2-0		11-10-0		
9-6-0	0-0-0	0-0-0		HOME	1-0-0		0-1-0		8-5-0		
1-9-0	0-1-0	0-0-		AWAY	0-2-0		0-1-0		1-5-0		
3-0-0	0-0-0	0-0-0		NEUTRAL	1-0-0		0-0-0		2-0-0		
<hr/>											
2-10-0	0-0-0	0-0-0		CONFERENCE	0-0-0		0-0-0		2-10-0		
2-4-0	0-0-0	0-0-0		HOME	0-0-0		0-0-0		2-4-0		
0-6-0	0-0-0	0-0-0		AWAY	0-0-0		0-0-0		0-6-0		
0-0-0	0-0-0	0-0-0		NEUTRAL	0-0-0		0-0-0		0-0-0		
<hr/>											
RPI S	Opponent	Score	RPI S	Opponent	Score	RPI S	Opponent	Score	RPI S	Opponent	Score
25 A	NC State	3 18				69 N	Iowa	7 2	116 H	William & Mary	1 5
						83 H	Maryland	9 5	148 A	James Madison	7 10
						91 A	UNC Greensboro	0 8	152 A	Richmond	7 10
						91 A	UNC Greensboro	2 4	152 A	Richmond	2 15
									152 A	Richmond	4 19
									156 A	Winthrop	1 3
									156 A	Winthrop	0 7
									158 H	Dayton	4 6
									158 H	Dayton	2 0
									158 H	Dayton	3 13
									162 H	Navy	12 18
									179 N	Marshall	9 4
									223 A	UMBC	3 9
									237 A	Saint Joseph's	9 18
									237 A	Saint Joseph's	3 14
									237 A	Saint Joseph's	5 11
									239 H	Princeton	6 0
									239 H	Princeton	7 6
									239 H	Princeton	3 5
									246 H	Monmouth	10 7
									246 H	Monmouth	3 9
									246 H	Monmouth	3 7
			LAST 10 GAMES								
			116 H	William & Mary	1 5	158 H	Dayton	3 13	249 H	Manhattan	4 3
			158 H	Dayton	2 0	83 H	Maryland	9 5	249 H	Manhattan	6 3
			158 H	Dayton	4 6	91 A	UNC Greensboro	0 8	249 H	Manhattan	2 3
			249 H	Manhattan	6 3	91 A	UNC Greensboro	2 4	254 H	George Washington	5 8
			162 H	Navy	12 18	261 A	Towson	3 8	254 H	George Washington	7 16

Non-Div. I Games:

George Mason

George Mason

[illegible]

**Non-Div. I Games:**

Norfolk St.



Norfolk St.

Norfolk  
S t .

Norfolk St.

Average RPI Win:	261	WON-LOST RECORD	WINNING PCT. RANK	LAST 10 GAMES		STRENGTH OF SCHEDULE	OPP. STRENGTH OF SCHEDULE	TEAM RPI	ADJ RPI	CONF. RPI	ADJ CONF. RPI
DIV. I ONLY		18-18-0	.5 148	10-0-0		280	276	259	.42679	267	31 31
DIV. I NON-CONF.		4-12-0	.25 259	2-0-0		144	99	242	.43691	251	30 30
<hr/>											
TOTALS	RPI 1-25	RPI 26-50		W-L RECORDS		RPI 51-100		RPI 101-150		RPI 150+	
18-18-0	0-3-0	0-0-0		OVERALL		0-3-0		1-3-0		17-9-0	
10-11-0	0-0-0	0-0-0		HOME		0-3-0		1-2-0		9-6-0	
8-7-0	0-3-0	0-0-0		AWAY		0-0-0		0-1-0		8-3-0	
0-0-0	0-0-0	0-0-0		NEUTRAL		0-0-0		0-0-0		0-0-0	
4-12-0	0-3-0	0-0-0		NON-CONFERENCE		0-3-0		1-3-0		3-3-0	
2-6-0	0-0-0	0-0-0		HOME		0-3-0		1-2-0		1-1-0	
2-6-0	0-3-0	0-0-		AWAY		0-0-0		0-1-0		2-2-0	
0-0-0	0-0-0	0-0-0		NEUTRAL		0-0-0		0-0-0		0-0-0	
14-6-0	0-0-0	0-0-0		CONFERENCE		0-0-0		0-0-0		14-6-0	
8-5-0	0-0-0	0-0-0		HOME		0-0-0		0-0-0		8-5-0	
6-1-0	0-0-0	0-0-0		AWAY		0-0-0		0-0-0		6-1-0	
0-0-0	0-0-0	0-0-0		NEUTRAL		0-0-0		0-0-0		0-0-0	
RPI S	Opponent	Score	RPI S	Opponent	Score	RPI S	Opponent	Score	RPI S	Opponent	Score
12 A	Mississippi St.	4 17				64 H	Boston College	3 7	133 H	Milwaukee	1 3
14 A	Miami (FL)	1 8				64 H	Boston College	5 9	133 H	Milwaukee	7 5
14 A	Miami (FL)	3 4				64 H	Boston College	2 11	133 H	Milwaukee	0 2
									147 A	La.-Monroe	1 10
									168 H	Nicholls St.	6 0
									169 A	New Orleans	12 4
									169 H	New Orleans	2 21
									255 A	Grambling	4 2
									255 H	Grambling	10 2
									262 H	Alabama St.	11 4
									262 H	Alabama St.	6 7
									262 H	Alabama St.	1 9
									269 A	Florida A&M	11 8
									269 A	Florida A&M	6 7
									269 A	Florida A&M	5 6
									284 A	Mississippi Val.	11 1
									284 A	Mississippi Val.	0 2
									284 A	Mississippi Val.	13 3
									284 H	Mississippi Val.	5 2
									284 H	Mississippi Val.	19 3
									284 H	Mississippi Val.	12 2
									294 H	Alcorn	13 1
									294 H	Alcorn	4 18
									294 H	Alcorn	9 4
									295 A	Alabama A&M	16 3
									295 A	Alabama A&M	11 6
									295 A	Alabama A&M	12 5
									295 A	Alabama A&M	12 4
									295 A	Alabama A&M	12 5
Non-Div. I Games:	Rust	15 1	Tougaloo	13 7	Rust	15 4	Rust	10 2			
	Stillman	12 4	Tougaloo	5 1	Tougaloo	5 3	Stillman	Jackson St.			

RPI	S	Opponent	Score	
295	H	Alabama A&M	4	5
295	H	Alabama A&M	0	5
295	H	Alabama A&M	11	6

Jackson St.

J  
a  
c  
k  
s  
o  
n  
S  
t  
.

J  
a  
c  
k  
s  
o  
n  
S  
t  
.

Average RPI Win:	246	WON-LOST RECORD	WINNING PCT. RANK	LAST 10 GAMES	STRENGTH OF SCHEDULE	OPP. STRENGTH OF SCHEDULE	TEAM RPI	ADJ RPI	CONF. RPI	ADJ CONF. RPI		
DIV. I ONLY		13-27-0	.325	254	5-5-0	236	255	268	.42621	268	14	14
DIV. I NON-CONF.		11-23-0	.32353	230	3-2-0	203	282	261	.42943	261	14	14
<hr/>												
TOTALS	RPI 1-25	RPI 26-50		W-L RECORDS		RPI 51-100		RPI 101-150		RPI 150+		
13-27-0	0-1-0	0-0-0		OVERALL		0-8-0		1-3-0		12-15-0		
6-7-0	0-0-0	0-0-0		HOME		0-0-0		0-0-0		6-7-0		
5-13-0	0-0-0	0-0-0		AWAY		0-7-0		1-2-0		4-4-0		
2-7-0	0-1-0	0-0-0		NEUTRAL		0-1-0		0-1-0		2-4-0		
11-23-0	0-1-0	0-0-0		NON-CONFERENCE		0-5-0		1-3-0		10-14-0		
6-7-0	0-0-0	0-0-0		HOME		0-0-0		0-0-0		6-7-0		
3-9-0	0-0-0	0-0-		AWAY		0-4-0		1-2-0		2-3-0		
2-7-0	0-1-0	0-0-0		NEUTRAL		0-1-0		0-1-0		2-4-0		
2-4-0	0-0-0	0-0-0		CONFERENCE		0-3-0		0-0-0		2-1-0		
0-0-0	0-0-0	0-0-0		HOME		0-0-0		0-0-0		0-0-0		
2-4-0	0-0-0	0-0-0		AWAY		0-3-0		0-0-0		2-1-0		
0-0-0	0-0-0	0-0-0		NEUTRAL		0-0-0		0-0-0		0-0-0		
<hr/>												
RPI S	Opponent	Score	RPI S	Opponent	Score	RPI S	Opponent	Score	RPI S	Opponent	Score	
23 N	Illinois	3 11				59 A	Xavier	4 7	114 A	ETSU	0 4	
						59 A	Xavier	4 9	114 A	ETSU	5 3	
						59 A	Xavier	0 1	114 A	ETSU	1 11	
						67 A	Wake Forest	3 5	131 N	Ball St.	4 6	
						70 A	Campbell	4 7	162 A	Navy	3 17	
						70 A	Campbell	4 7	162 H	Navy	3 12	
						70 A	Campbell	5 9	192 N	Saint Louis	6 7	
						95 N	Kansas	2 6	202 H	Hartford	1 14	
									202 H	Hartford	1 2	
									202 H	Hartford	2 4	
									224 N	Sacred Heart	5 6	
									224 N	Sacred Heart	11 0	
									225 A	Stetson	4 5	
									233 N	Western Mich.	1 22	
									237 N	Saint Joseph's	8 4	
									239 H	Princeton	10 6	
									239 H	Princeton	0 5	
									239 H	Princeton	6 10	
									239 H	Princeton	9 6	
									244 A	Coppin St.	4 3	
									244 H	Coppin St.	14 5	
									254 A	George Washington	14 4	
									254 H	George Washington	6 18	
									265 A	George Mason	4 7	
									265 H	George Mason	4 1	
									283 H	Rider	12 7	
									286 A	Villanova	4 2	
									286 A	Villanova	1 3	
									283 H	Rider	10 9	
									239 H	Princeton	9 6	

Non-Div. I Games:

Georgetown

RPI	S	Opponent	Score	
286	A	Villanova	1	3
286	A	Villanova	4	2
286	A	Villanova	4	2
297	N	Mt. St. Mary's	2	3

Georgetown

G  
e  
o  
r  
g  
e  
t  
o  
w  
n

G  
e  
o  
r  
g  
e  
t  
o  
w  
n

Average RPI Win:	252	WON-LOST RECORD	WINNING PCT. RANK	LAST 10 GAMES	STRENGTH OF SCHEDULE	OPP. STRENGTH OF SCHEDULE	TEAM RPI	ADJ RPI	CONF. RPI	ADJ CONF. RPI				
DIV. I ONLY		18-25-0	.4186	216	7-3-0	266	270	269	.42427	269	30	30		
DIV. I NON-CONF.		8-17-0	.32	231	1-2-0	223	279	275	.41514	275	31	31		
<hr/>														
TOTALS	RPI 1-25	RPI 26-50		W-L RECORDS		RPI 51-100		RPI 101-150		RPI 150+				
18-25-0	0-0-0	0-2-0		OVERALL		0-0-0		1-3-0		17-20-0				
12-11-0	0-0-0	0-1-0		HOME		0-0-0		0-1-0		12-9-0				
6-11-0	0-0-0	0-1-0		AWAY		0-0-0		1-2-0		5-8-0				
0-3-0	0-0-0	0-0-0		NEUTRAL		0-0-0		0-0-0		0-3-0				
8-17-0	0-0-0	0-2-0		NON-CONFERENCE		0-0-0		1-3-0		7-12-0				
6-8-0	0-0-0	0-1-0		HOME		0-0-0		0-1-0		6-6-0				
2-6-0	0-0-0	0-0-		AWAY		0-0-0		1-2-0		1-3-0				
0-3-0	0-0-0	0-0-0		NEUTRAL		0-0-0		0-0-0		0-3-0				
10-8-0	0-0-0	0-0-0		CONFERENCE		0-0-0		0-0-0		10-8-0				
6-3-0	0-0-0	0-0-0		HOME		0-0-0		0-0-0		6-3-0				
4-5-0	0-0-0	0-0-0		AWAY		0-0-0		0-0-0		4-5-0				
0-0-0	0-0-0	0-0-0		NEUTRAL		0-0-0		0-0-0		0-0-0				
RPI	S	Opponent	Score	RPI	S	Opponent	Score	RPI	S	Opponent	Score			
				26	H	Missouri	3 5			117	A Jacksonville	9 10		
				27	A	Florida	1 12			117	H Jacksonville	2 5		
										139	A FIU	6 8		
										139	A FIU	3 2		
										159	H Wofford	2 1		
										159	H Wofford	11 14		
										159	H Wofford	9 4		
										172	H N.C. A&T	3 15		
										172	H N.C. A&T	2 5		
										172	H N.C. A&T	9 0		
										185	N Eastern Ky.	2 11		
										189	A Mercer	3 16		
										189	A Mercer	1 5		
										189	H Mercer	7 10		
										189	H Mercer	6 7		
										212	N Southern U.	3 6		
										251	A N.C. Central	5 8		
										251	A N.C. Central	4 7		
										251	A N.C. Central	8 9		
										262	A Alabama St.	8 5		
										262	A Alabama St.	4 9		
				LAST 10 GAMES						264	A Bethune-Cookman	1 7		
				264	H	Bethune-Cookman	6 4	287	A	Savannah St.	7 5	264	A Bethune-Cookman	6 3
				294	H	Alcorn	7 8	287	A	Savannah St.	7 5	264	A Bethune-Cookman	6 7
				262	A	Alabama St.	4 9	264	H	Bethune-Cookman	2 8	264	H Bethune-Cookman	6 4
				189	H	Mercer	7 10	264	H	Bethune-Cookman	6 5	264	H Bethune-Cookman	2 8
				287	A	Savannah St.	11 7	262	A	Alabama St.	8 5	264	H Bethune-Cookman	6 5

**Non-Div. I Games:**

Florida A&M

RPI	S	Opponent	Score	
267	H	Jackson St.	6	5
267	H	Jackson St.	8	11
267	H	Jackson St.	7	6
287	A	Savannah St.	11	7
287	A	Savannah St.	7	5
287	A	Savannah St.	7	5
287	H	Savannah St.	8	6
287	H	Savannah St.	6	3
287	H	Savannah St.	10	0
293	N	Ark.-Pine Bluff	1	11
294	H	Alcorn	11	7
294	H	Alcorn	4	5
294	H	Alcorn	7	8
294	H	Alcorn	8	7

Florida A&M

F  
l  
o  
r  
i  
d  
a  
  
A  
&  
M

F  
l  
o  
r  
i  
d  
a  
  
A  
&  
M

I  
o  
n  
a

Iona



RPI	S	Opponent	Score	
254	A	George Washington	2	6
254	A	George Washington	7	15
254	A	George Washington	8	2
283	H	Rider	4	2
283	H	Rider	11	4
283	H	Rider	0	8
289	A	Niagara	6	9
289	A	Niagara	14	0
289	A	Niagara	9	8
291	A	Fairleigh Dickinson	5	3

Iona

I  
o  
n  
a

I  
o  
n  
a

S  
o  
u  
t  
h  
e  
a  
s  
t  
M  
o  
.  
S  
t  
.

Southeast Mo. St.

Southeast Mo. St.

Average RPI Win:	229	WON-LOST	WINNING	LAST 10	STRENGTH OF	OPP. STRENGTH	TEAM	ADJ	CONF.	ADJ CONF.					
Average RPI Loss:	147	RECORD	PCT. RANK	GAMES	SCHEDULE	OF SCHEDULE	RPI	RPI	RPI	RPI					
DIV. I ONLY	12-28-0	.3	261	3-7-0	255	212	272	.4205	272	24	24				
DIV. I NON-CONF.	4-21-0	.16	285	0-3-0	238	163	278	.40792	278	25	25				
<hr/>															
TOTALS	RPI 1-25	RPI 26-50		W-L RECORDS		RPI 51-100		RPI 101-150		RPI 150+					
12-28-0	0-0-0	0-1-0		OVERALL		0-6-0		1-12-0		11-9-0					
7-4-0	0-0-0	0-0-0		HOME		0-0-0		1-3-0		6-1-0					
4-19-0	0-0-0	0-1-0		AWAY		0-3-0		0-9-0		4-6-0					
1-5-0	0-0-0	0-0-0		NEUTRAL		0-3-0		0-0-0		1-2-0					
<hr/>															
4-21-0	0-0-0	0-1-0		NON-CONFERENCE		0-6-0		0-7-0		4-7-0					
0-2-0	0-0-0	0-0-0		HOME		0-0-0		0-1-0		0-1-0					
3-14-0	0-0-0	0-0-		AWAY		0-3-0		0-6-0		3-4-0					
1-5-0	0-0-0	0-0-0		NEUTRAL		0-3-0		0-0-0		1-2-0					
<hr/>															
8-7-0	0-0-0	0-0-0		CONFERENCE		0-0-0		1-5-0		7-2-0					
7-2-0	0-0-0	0-0-0		HOME		0-0-0		1-2-0		6-0-0					
1-5-0	0-0-0	0-0-0		AWAY		0-0-0		0-3-0		1-2-0					
0-0-0	0-0-0	0-0-0		NEUTRAL		0-0-0		0-0-0		0-0-0					
<hr/>															
RPI	S	Opponent	Score	RPI	S	Opponent	Score	RPI	S	Opponent	Score				
				30	A	Illinois St.	2 10	69	A	Iowa	6 8				
								71	A	Kansas St.	3 8				
								71	A	Kansas St.	6 9				
								95	N	Kansas	2 7				
								95	N	Kansas	1 8				
								95	N	Kansas	1 3				
										115	A	California Baptist	7 10		
										115	A	California Baptist	4 8		
										115	A	California Baptist	0 8		
										115	A	California Baptist	2 4		
										132	A	Central Mich.	10 14		
										132	A	Central Mich.	2 5		
										132	A	Central Mich.	4 6		
										133	H	Milwaukee	2 4		
										146	A	Austin Peay	3 8		
										146	A	Austin Peay	3 15		
										150	H	Kent St.	10 11		
										150	H	Kent St.	17 11		
										150	H	Kent St.	3 10		
										178	A	Southern Ill.	17 2		
										178	A	Southern Ill.	1 3		
										178	A	Southern Ill.	6 8		
										188	A	Belmont	7 5		
										199	A	Middle Tenn.	3 2		
										215	A	UIC	3 8		
										215	H	UIC	10 15		
										233	A	Western Mich.	4 10		
										233	A	Western Mich.	12 6		
										233	A	Western Mich.	4 9		
										236	H	Ohio	5 1		
										236	H	Ohio	7 6		
										236	H	Ohio	5 2		
										240	N	Valparaiso	2 5		
<hr/>															
LAST 10 GAMES															
				233	A	Western Mich.	12 6	146	A	Austin Peay	3 15	233	A	Western Mich.	4 9
				233	A	Western Mich.	4 10	115	A	California Baptist	2 4	236	H	Ohio	5 1
				132	A	Central Mich.	2 5	30	A	Illinois St.	2 10	236	H	Ohio	7 6
				132	A	Central Mich.	4 6	150	H	Kent St.	3 10	236	H	Ohio	5 2
				146	A	Austin Peay	3 8	150	H	Kent St.	10 11				

Non-Div. I Games:

Northern Ill.

RPI	S	Opponent	Score	
240	N	Valparaiso	5	2
240	N	Valparaiso	6	7
273	A	Chicago St.	8	10
285	H	Eastern Mich.	4	3
285	H	Eastern Mich.	6	3
285	H	Eastern Mich.	9	4

Northern Ill.

N  
o  
r  
t  
h  
e  
r  
n  
I  
l  
l  
.

N  
o  
r  
t  
h  
e  
r  
n  
I  
l  
l  
.

Average RPI Win:	245	WON-LOST RECORD	WINNING PCT. RANK	LAST 10 GAMES	STRENGTH OF SCHEDULE	OPP. STRENGTH OF SCHEDULE	TEAM RPI	ADJ RPI	CONF. RPI	ADJ CONF. RPI	
Average RPI Loss:	163										
DIV. I ONLY	10-27-0	.27027	269	3-7-0	245	256	273	.4192	273	22	22
DIV. I NON-CONF.	5-17-0	.22727	270	0-2-0	279	250	284	.39778	284	23	24
<hr/>											
TOTALS	RPI 1-25	RPI 26-50		W-L RECORDS	RPI 51-100		RPI 101-150		RPI 150+		
10-27-0	0-0-0	0-0-0		OVERALL	1-5-0		0-8-0		9-14-0		
2-6-0	0-0-0	0-0-0		HOME	0-1-0		0-3-0		2-2-0		
5-19-0	0-0-0	0-0-0		AWAY	1-4-0		0-5-0		4-10-0		
3-2-0	0-0-0	0-0-0		NEUTRAL	0-0-0		0-0-0		3-2-0		
5-17-0	0-0-0	0-0-0		NON-CONFERENCE	0-3-0		0-5-0		5-9-0		
1-1-0	0-0-0	0-0-0		HOME	0-1-0		0-0-0		1-0-0		
1-14-0	0-0-0	0-0-		AWAY	0-2-0		0-5-0		1-7-0		
3-2-0	0-0-0	0-0-0		NEUTRAL	0-0-0		0-0-0		3-2-0		
5-10-0	0-0-0	0-0-0		CONFERENCE	1-2-0		0-3-0		4-5-0		
1-5-0	0-0-0	0-0-0		HOME	0-0-0		0-3-0		1-2-0		
4-5-0	0-0-0	0-0-0		AWAY	1-2-0		0-0-0		3-3-0		
0-0-0	0-0-0	0-0-0		NEUTRAL	0-0-0		0-0-0		0-0-0		
RPI	S	Opponent	Score	RPI	S	Opponent	Score	RPI	S	Opponent	Score

Non-Div. I Games:

Chicago St.

RPI	S	Opponent	Score	
290	A	Northern Colo.	6	5
290	A	Northern Colo.	5	8
297	N	Mt. St. Mary's	5	3
297	N	Mt. St. Mary's	3	9

Chicago St.

C  
h  
i  
c  
a  
g  
o  
s  
t  
.

C  
h  
i  
c  
a  
g  
o  
s  
t  
.

Average RPI Win:	231	WON-LOST	WINNING	LAST 10	STRENGTH OF	OPP. STRENGTH	TEAM	ADJ	CONF.	ADJ CONF.	
Average RPI Loss:	176	RECORD	PCT. RANK	GAMES	SCHEDULE	OF SCHEDULE	RPI	RPI	RPI	RPI	
DIV. I ONLY	13-23-0	.36111	237	2-8-0	276	239	274	.4181	274	24	24
DIV. I NON-CONF.	7-14-0	.33333	224	1-2-0	272	202	257	.43251	257	25	25
<hr/>											
TOTALS	RPI 1-25	RPI 26-50		W-L RECORDS		RPI 51-100		RPI 101-150		RPI 150+	
13-23-0	0-0-0	0-0-0		OVERALL		0-2-0		0-6-0		13-15-0	
8-6-0	0-0-0	0-0-0		HOME		0-0-0		0-3-0		8-3-0	
5-17-0	0-0-0	0-0-0		AWAY		0-2-0		0-3-0		5-12-0	
0-0-0	0-0-0	0-0-0		NEUTRAL		0-0-0		0-0-0		0-0-0	
7-14-0	0-0-0	0-0-0		NON-CONFERENCE		0-2-0		0-3-0		7-9-0	
4-1-0	0-0-0	0-0-0		HOME		0-0-0		0-0-0		4-1-0	
3-13-0	0-0-0	0-0-		AWAY		0-2-0		0-3-0		3-8-0	
0-0-0	0-0-0	0-0-0		NEUTRAL		0-0-0		0-0-0		0-0-0	
6-9-0	0-0-0	0-0-0		CONFERENCE		0-0-0		0-3-0		6-6-0	
4-5-0	0-0-0	0-0-0		HOME		0-0-0		0-3-0		4-2-0	
2-4-0	0-0-0	0-0-0		AWAY		0-0-0		0-0-0		2-4-0	
0-0-0	0-0-0	0-0-0		NEUTRAL		0-0-0		0-0-0		0-0-0	
RPI	S	Opponent	Score	RPI	S	Opponent	Score	RPI	S	Opponent	Score
						60 A Michigan	5 10			111 A Cincinnati	3 4
						80 A Wright St.	5 8			111 A Cincinnati	3 4
										111 A Cincinnati	3 4
										134 H Miami (OH)	8 10
										134 H Miami (OH)	4 12
										134 H Miami (OH)	2 15
										152 A Richmond	3 4
										152 A Richmond	6 8
										152 A Richmond	2 16
										158 H Dayton	12 8
										187 A Purdue	2 9
										188 A Belmont	1 0
										188 A Belmont	2 5
										188 A Belmont	3 12
										199 A Middle Tenn.	0 7
										199 A Middle Tenn.	4 3
										199 A Middle Tenn.	2 3
										209 H Toledo	6 5
										209 H Toledo	10 6
										209 H Toledo	9 6
										233 H Western Mich.	2 4
										233 H Western Mich.	4 3
										233 H Western Mich.	1 5
										236 A Ohio	4 12
										236 A Ohio	2 12
										236 A Ohio	7 3
										250 H Oakland	6 3
LAST 10 GAMES											
						134 H Miami (OH)	8 10			199 A Middle Tenn.	2 3
						134 H Miami (OH)	2 15			253 H Siena	3 1
						253 H Siena	7 9			80 A Wright St.	5 8
						188 A Belmont	1 0			233 H Western Mich.	2 4
						188 A Belmont	3 12			233 H Western Mich.	4 3

Non-Div. I Games:

Bowling Green



RPI	S	Opponent	Score	
253	H	Siena	3	1
253	H	Siena	7	9
281	H	Youngstown St.	15	5
285	A	Eastern Mich.	7	4
285	A	Eastern Mich.	1	3
285	A	Eastern Mich.	0	4
298	A	Purdue Fort Wayne	10	4

Bowling Green

B  
o  
w  
l  
i  
n  
g  
G  
r  
e  
e  
n

B  
o  
w  
l  
i  
n  
g  
G  
r  
e  
e  
n

U  
t  
a  
h  
v  
a  
l  
l  
e  
y

Utah Valley

Average RPI Win:	253	WON-LOST	WINNING	LAST 10	STRENGTH OF	OPP. STRENGTH	TEAM	ADJ	CONF.	ADJ CONF.		
Average RPI Loss:	126	RECORD	PCT. RANK	GAMES	SCHEDULE	OF SCHEDULE	RPI	RPI	RPI	RPI		
DIV. I ONLY		10-29-0	.25641	277	1-9-0	174	199	276	.41758	276	16	16
DIV. I NON-CONF.		7-20-0	.25926	258	0-4-0	148	218	269	.42495	269	18	18
<hr/>												
TOTALS	RPI 1-25	RPI 26-50		W-L RECORDS		RPI 51-100		RPI 101-150		RPI 150+		
10-29-0	0-0-0	0-3-0		OVERALL		0-8-0		0-7-0		10-11-0		
10-11-0	0-0-0	0-0-0		HOME		0-5-0		0-1-0		10-5-0		
0-18-0	0-0-0	0-3-0		AWAY		0-3-0		0-6-0		0-6-0		
0-0-0	0-0-0	0-0-0		NEUTRAL		0-0-0		0-0-0		0-0-0		
7-20-0	0-0-0	0-3-0		NON-CONFERENCE		0-8-0		0-4-0		7-5-0		
7-8-0	0-0-0	0-0-0		HOME		0-5-0		0-1-0		7-2-0		
0-12-0	0-0-0	0-0-		AWAY		0-3-0		0-3-0		0-3-0		
0-0-0	0-0-0	0-0-0		NEUTRAL		0-0-0		0-0-0		0-0-0		
3-9-0	0-0-0	0-0-0		CONFERENCE		0-0-0		0-3-0		3-6-0		
3-3-0	0-0-0	0-0-0		HOME		0-0-0		0-0-0		3-3-0		
0-6-0	0-0-0	0-0-0		AWAY		0-0-0		0-3-0		0-3-0		
0-0-0	0-0-0	0-0-0		NEUTRAL		0-0-0		0-0-0		0-0-0		
RPI	S	Opponent	Score	RPI	S	Opponent	Score	RPI	S	Opponent	Score	
40	A	Indiana St.	1 5	54	A	South Carolina	0 9	104	A	Samford	2 6	
40	A	Indiana St.	0 8	54	H	South Carolina	9 10	104	A	Samford	4 8	
40	A	Indiana St.	2 4	58	A	Ga. Southern	3 5	104	A	Samford	3 10	
				58	H	Ga. Southern	2 6	118	A	South Fla.	9 12	
				60	H	Michigan	1 9	118	A	South Fla.	1 9	
				60	H	Michigan	3 6	118	A	South Fla.	2 7	
				60	H	Michigan	0 2	150	H	Kent St.	2 11	
				72	A	Col. of Charleston	1 11	156	A	Winthrop	1 8	
								156	H	Winthrop	1 4	
								161	A	Furman	6 20	
								161	A	Furman	2 7	
								161	A	Furman	4 5	
								189	H	Mercer	3 10	
								189	H	Mercer	8 5	
								189	H	Mercer	0 10	
								245	H	North Ala.	6 3	
								245	H	North Ala.	7 4	
								245	H	North Ala.	8 3	
								260	H	VMI	3 2	
								260	H	VMI	5 9	
								260	H	VMI	1 0	
				LAST 10 GAMES				263	A	Charleston So.	5 10	
				58	A	Ga. Southern	3 5	104	A	Samford	2 6	
				118	A	South Fla.	9 12	104	A	Samford	4 8	
				118	A	South Fla.	2 7	189	H	Mercer	0 10	
				118	A	South Fla.	1 9	189	H	Mercer	3 10	
				104	A	Samford	3 10	189	H	Mercer	8 5	
								278	H	Delaware St.	9 3	
								278	H	Delaware St.	5 0	

**Non-Div. I Games:**

## The Citadel

RPI	S	Opponent	Score	
278	H	Delaware St.	1	3

The Citadel

T  
h  
e  
C  
i  
t  
a  
d  
e  
l

T  
h  
e  
C  
i  
t  
a  
d  
e  
l

Average RPI Win: 231		WON-LOST	WINNING	LAST 10	STRENGTH OF		OPP. STRENGTH	TEAM	ADJ	CONF.	ADJ CONF.
Average RPI Loss: 154		RECORD	PCT. RANK	GAMES	SCHEDULE		OF SCHEDULE	RPI	RPI	RPI	RPI
DIV. I ONLY		9-29-0	.23684	285	2-8-0		207	217	277	.41248	277
DIV. I NON-CONF.		1-19-0	.05	296	0-3-0		112	157	279	.40501	279
TOTALS		RPI 1-25	RPI 26-50		W-L RECORDS		RPI 51-100		RPI 101-150		RPI 150+
9-29-0		0-2-0	0-4-0		OVERALL		2-1-0		0-7-0		7-15-0
6-9-0		0-0-0	0-0-0		HOME		2-1-0		0-4-0		4-4-0
3-18-0		0-2-0	0-4-0		AWAY		0-0-0		0-3-0		3-9-0
0-2-0		0-0-0	0-0-0		NEUTRAL		0-0-0		0-0-0		0-2-0
1-19-0		0-2-0	0-4-0		NON-CONFERENCE		0-0-0		0-4-0		1-9-0
0-3-0		0-0-0	0-0-0		HOME		0-0-0		0-1-0		0-2-0
1-14-0		0-2-0	0-0-		AWAY		0-0-0		0-3-0		1-5-0
0-2-0		0-0-0	0-0-0		NEUTRAL		0-0-0		0-0-0		0-2-0
8-10-0		0-0-0	0-0-0		CONFERENCE		2-1-0		0-3-0		6-6-0
6-6-0		0-0-0	0-0-0		HOME		2-1-0		0-3-0		4-2-0
2-4-0		0-0-0	0-0-0		AWAY		0-0-0		0-0-0		2-4-0
0-0-0		0-0-0	0-0-0		NEUTRAL		0-0-0		0-0-0		0-0-0
RPI S	Opponent	Score	RPI S	Opponent	Score	RPI S	Opponent	Score	RPI S	Opponent	Score
3 A	Louisville	2 11	46 A	Kentucky	4 5	80 H	Wright St.	6 3	111 A	Cincinnati	6 14
6 A	Tennessee	0 18	50 A	Alabama	4 9	80 H	Wright St.	1 9	133 H	Milwaukee	2 6
			50 A	Alabama	1 10	80 H	Wright St.	7 6	133 H	Milwaukee	3 5
			50 A	Alabama	1 15				133 H	Milwaukee	12 15
									134 A	Miami (OH)	3 7
									134 H	Miami (OH)	1 16
									138 A	Ohio St.	8 10
									172 N	N.C. A&T	0 3
									172 N	N.C. A&T	3 4
									185 H	Eastern Ky.	2 17
									186 A	Western Ky.	2 19
									186 A	Western Ky.	4 5
									186 A	Western Ky.	6 9
									215 A	UIC	7 11
									215 A	UIC	2 16
									215 A	UIC	1 6
									243 A	Butler	5 9
									243 H	Butler	2 9
									250 H	Oakland	0 4
									250 H	Oakland	3 2
									250 H	Oakland	5 8
									260 A	VMI	3 8
									260 A	VMI	7 6
									281 A	Youngstown St.	2 8
									281 A	Youngstown St.	10 8
									281 A	Youngstown St.	7 6
									281 H	Youngstown St.	2 1

Non-Div. I Games: Miami-Hamilton 9 6

Northern Ky.



Average RPI Win: 245		WON-LOST	WINNING	LAST 10	STRENGTH OF		OPP. STRENGTH	TEAM	ADJ	CONF.	ADJ CONF.		
Average RPI Loss: 243		RECORD	PCT. RANK	GAMES	SCHEDULE		OF SCHEDULE	RPI	RPI	RPI	RPI		
DIV. I ONLY		13-21-0	.38235	227	4-6-0		278	292	278	.4108	278	30	30
DIV. I NON-CONF.		4-10-0	.28571	245	0-1-0		262	281	280	.40407	280	31	31
TOTALS		RPI 1-25	RPI 26-50		W-L RECORDS		RPI 51-100		RPI 101-150		RPI 150+		
13-21-0	0-0-0	0-0-0		OVERALL		0-0-0		2-1-0		11-20-0			
6-7-0	0-0-0	0-0-0		HOME		0-0-0		2-1-0		4-6-0			
6-12-0	0-0-0	0-0-0		AWAY		0-0-0		0-0-0		6-12-0			
1-2-0	0-0-0	0-0-0		NEUTRAL		0-0-0		0-0-0		1-2-0			
4-10-0	0-0-0	0-0-0		NON-CONFERENCE		0-0-0		2-1-0		2-9-0			
2-2-0	0-0-0	0-0-0		HOME		0-0-0		2-1-0		0-1-0			
1-6-0	0-0-0	0-0-		AWAY		0-0-0		0-0-0		1-6-0			
1-2-0	0-0-0	0-0-0		NEUTRAL		0-0-0		0-0-0		1-2-0			
9-11-0	0-0-0	0-0-0		CONFERENCE		0-0-0		0-0-0		9-11-0			
4-5-0	0-0-0	0-0-0		HOME		0-0-0		0-0-0		4-5-0			
5-6-0	0-0-0	0-0-0		AWAY		0-0-0		0-0-0		5-6-0			
0-0-0	0-0-0	0-0-0		NEUTRAL		0-0-0		0-0-0		0-0-0			
RPI	S	Opponent	Score	RPI	S	Opponent	Score	RPI	S	Opponent	Score		
								101	H	Marist	2 12		
								101	H	Marist	3 1		
								101	H	Marist	6 1		
								162	A	Navy	3 11		
								223	N	UMBC	5 10		
								223	N	UMBC	6 5		
								223	N	UMBC	2 3		
								234	A	Delaware	2 13		
								244	A	Coppin St.	5 11		
								244	A	Coppin St.	4 14		
								244	A	Coppin St.	10 0		
								244	H	Coppin St.	11 12		
								244	H	Coppin St.	5 10		
								244	H	Coppin St.	5 1		
								251	A	N.C. Central	1 4		
								251	A	N.C. Central	4 3		
								252	A	La Salle	2 12		
								252	H	La Salle	4 7		
								254	A	George Washington	1 18		
								266	A	Norfolk St.	0 9		
								266	A	Norfolk St.	2 7		
								266	A	Norfolk St.	5 8		
								266	H	Norfolk St.	16 6		
								266	H	Norfolk St.	3 9		
								266	H	Norfolk St.	3 7		
								276	A	The Citadel	3 9		
								276	A	The Citadel	3 1		
								266	A	Norfolk St.	15 5		
								266	H	Norfolk St.	5 11		
								266	A	Coppin St.	4 14		
								244	A	Coppin St.	10 0		
								234	A	Delaware	2 13		
								296	H	UMES	11 5		
								296	H	UMES	8 12		
								266	H	Norfolk St.	16 6		
								266	H	Norfolk St.	3 7		
								251	A	N.C. Central	1 4		

Non-Div. I Games:

Delaware St.

RPI	S	Opponent	Score	
276	A	The Citadel	0	5
296	A	UMES	6	2
296	A	UMES	9	2
296	A	UMES	10	5
296	H	UMES	15	5
296	H	UMES	11	5
296	H	UMES	8	12

Delaware St.

D  
e  
l  
a  
w  
a  
r  
e  
s  
t  
.

D  
e  
l  
a  
w  
a  
r  
e  
s  
t  
.



Average RPI Win:	239	WON-LOST RECORD	WINNING PCT. RANK	LAST 10 GAMES	STRENGTH OF SCHEDULE	OPP. STRENGTH OF SCHEDULE	TEAM RPI	ADJ RPI	CONF. RPI	ADJ CONF. RPI				
DIV. I ONLY		8-22-0	.26667 272	2-8-0	234	288	279	.41008 279	21	21				
DIV. I NON-CONF.		4-14-0	.22222 272	1-4-0	278	293	290	.38425 290	24	23				
<hr/>														
TOTALS	RPI 1-25	RPI 26-50		W-L RECORDS		RPI 51-100		RPI 101-150		RPI 150+				
8-22-0	0-0-0	0-0-0		OVERALL		0-0-0		0-5-0		8-17-0				
3-4-0	0-0-0	0-0-0		HOME		0-0-0		0-0-0		3-4-0				
4-12-0	0-0-0	0-0-0		AWAY		0-0-0		0-5-0		4-7-0				
1-6-0	0-0-0	0-0-0		NEUTRAL		0-0-0		0-0-0		1-6-0				
<hr/>														
4-14-0	0-0-0	0-0-0		NON-CONFERENCE		0-0-0		0-5-0		4-9-0				
1-0-0	0-0-0	0-0-0		HOME		0-0-0		0-0-0		1-0-0				
2-8-0	0-0-0	0-0-		AWAY		0-0-0		0-5-0		2-3-0				
1-6-0	0-0-0	0-0-0		NEUTRAL		0-0-0		0-0-0		1-6-0				
<hr/>														
4-8-0	0-0-0	0-0-0		CONFERENCE		0-0-0		0-0-0		4-8-0				
2-4-0	0-0-0	0-0-0		HOME		0-0-0		0-0-0		2-4-0				
2-4-0	0-0-0	0-0-0		AWAY		0-0-0		0-0-0		2-4-0				
0-0-0	0-0-0	0-0-0		NEUTRAL		0-0-0		0-0-0		0-0-0				
<hr/>														
RPI S	Opponent	Score	RPI S	Opponent	Score	RPI S	Opponent	Score	RPI S	Opponent	Score			
						134 A Miami (OH)			0	8				
						134 A Miami (OH)			6	7				
						134 A Miami (OH)			10	18				
						148 A James Madison			1	5				
						148 A James Madison			4	7				
						158 H Dayton			0	8				
						158 H Dayton			0	9				
						158 H Dayton			7	8				
						164 A Penn St.			18	6				
						184 A Fordham			1	8				
						184 A Fordham			1	0				
						184 A Fordham			2	8				
						192 A Saint Louis			1	4				
						192 A Saint Louis			8	5				
						192 A Saint Louis			0	5				
						229 A Cornell			1	8				
						233 N Western Mich.			3	8				
						248 N Central Conn. St.			5	9				
						248 N Central Conn. St.			3	4				
						248 N Central Conn. St.			3	17				
252 H La Salle			5	10										
LAST 10 GAMES						252 H La Salle			3	2				
192 A Saint Louis			1	4	281 A Youngstown St.			0	10	252 H La Salle			14	5
192 A Saint Louis			0	5	148 A James Madison			4	7	281 A Youngstown St.			0	10
252 H La Salle			3	2	148 A James Madison			1	5	282 H Bucknell			11	5
252 H La Salle			14	5	192 A Saint Louis			8	5	286 N Villanova			3	16
289 A Niagara			10	6	289 A Niagara			4	9	289 A Niagara			10	6

**Non-Div. I Games:**

St. Bonaventure

RPI	S	Opponent	Score	
289	A	Niagara	4	9
297	N	Mt. St. Mary's	6	2
297	N	Mt. St. Mary's	4	5

St. Bonaventure

S  
t  
.  
B  
o  
n  
a  
v  
e  
n  
t  
u  
r  
e

S  
t  
.  
B  
o  
n  
a  
v  
e  
n  
t  
u  
r  
e

Average RPI Win: 155		WON-LOST	WINNING	LAST 10	STRENGTH OF		OPP. STRENGTH	TEAM	ADJ	CONF.	ADJ CONF.		
Average RPI Loss: 140		RECORD	PCT. RANK	GAMES	SCHEDULE		OF SCHEDULE	RPI	RPI	RPI	RPI		
DIV. I ONLY		9-29-0	.23684	285	3-7-0		209	164	280	.40776	280	8	8
DIV. I NON-CONF.		7-16-0	.30435	236	2-1-0		271	249	286	.39636	286	10	10
TOTALS		RPI 1-25	RPI 26-50		W-L RECORDS		RPI 51-100		RPI 101-150		RPI 150+		
9-29-0		0-0-0	0-0-0		OVERALL		2-11-0		1-6-0		6-12-0		
6-18-0		0-0-0	0-0-0		HOME		1-6-0		1-6-0		4-6-0		
3-11-0		0-0-0	0-0-0		AWAY		1-5-0		0-0-0		2-6-0		
0-0-0		0-0-0	0-0-0		NEUTRAL		0-0-0		0-0-0		0-0-0		
7-16-0		0-0-0	0-0-0		NON-CONFERENCE		0-1-0		1-3-0		6-12-0		
5-10-0		0-0-0	0-0-0		HOME		0-1-0		1-3-0		4-6-0		
2-6-0		0-0-0	0-0-		AWAY		0-0-0		0-0-0		2-6-0		
0-0-0		0-0-0	0-0-0		NEUTRAL		0-0-0		0-0-0		0-0-0		
2-13-0		0-0-0	0-0-0		CONFERENCE		2-10-0		0-3-0		0-0-0		
1-8-0		0-0-0	0-0-0		HOME		1-5-0		0-3-0		0-0-0		
1-5-0		0-0-0	0-0-0		AWAY		1-5-0		0-0-0		0-0-0		
0-0-0		0-0-0	0-0-0		NEUTRAL		0-0-0		0-0-0		0-0-0		
RPI S	Opponent	Score	RPI S	Opponent	Score	RPI S	Opponent	Score	RPI S	Opponent	Score		
						57 A	Pepperdine	5 2	105 H	Sacramento St.	11 0		
						57 A	Pepperdine	4 5	136 H	Pacific	0 1		
						57 A	Pepperdine	1 10	136 H	Pacific	8 9		
						62 H	Washington	1 11	136 H	Pacific	3 13		
						66 H	Gonzaga	4 0	140 H	San Jose St.	10 20		
						66 H	Gonzaga	2 10	140 H	San Jose St.	3 4		
						66 H	Gonzaga	5 6	140 H	San Jose St.	5 8		
						68 A	LMU (CA)	1 2	151 A	Cal Poly	7 6		
						68 A	LMU (CA)	5 6	151 H	Cal Poly	5 0		
						68 A	LMU (CA)	3 7	182 A	CSUN	0 2		
						96 H	San Francisco	0 10	182 A	CSUN	2 7		
						96 H	San Francisco	1 4	182 A	CSUN	8 14		
						96 H	San Francisco	4 6	196 H	Omaha	2 4		
									196 H	Omaha	4 7		
									196 H	Omaha	0 2		
									196 H	Omaha	0 2		
									201 H	Washington St.	3 1		
									201 H	Washington St.	0 10		
									201 H	Washington St.	6 10		
									201 H	Washington St.	4 2		
									228 H	UC Davis	9 0		
									235 A	CSU Bakersfield	4 8		
									235 A	CSU Bakersfield	1 3		
									235 A	CSU Bakersfield	2 4		
									235 A	CSU Bakersfield	3 1		
LAST 10 GAMES													
						196 H	Omaha	4 7	66 H	Gonzaga	5 6		
						140 H	San Jose St.	5 8	66 H	Gonzaga	2 10		
						140 H	San Jose St.	3 4	66 H	Gonzaga	4 0		
						235 A	CSU Bakersfield	4 8	62 H	Washington	1 11		
						151 H	Cal Poly	5 0	136 H	Pacific	0 1		

Non-Div. I Games:

Santa Clara

Average RPI Win: 211		WON-LOST	WINNING	LAST 10	STRENGTH OF		OPP. STRENGTH	TEAM	ADJ		CONF.	ADJ CONF.			
Average RPI Loss: 163		RECORD	PCT. RANK	GAMES	SCHEDULE		OF SCHEDULE	RPI	RPI		RPI	RPI			
DIV. I ONLY		10-32-0	.2381	284	3-7-0		220	241	281	.40728	281	26	26		
DIV. I NON-CONF.		5-19-0	.20833	278	2-2-0		107	240	249	.43923	247	21	21		
TOTALS		RPI 1-25	RPI 26-50		W-L RECORDS		RPI 51-100		RPI 101-150		RPI 150+				
10-32-0		0-4-0	0-0-0		OVERALL		1-5-0		1-8-0		8-15-0				
8-6-0		0-0-0	0-0-0		HOME		0-0-0		1-0-0		7-6-0				
2-26-0		0-4-0	0-0-0		AWAY		1-5-0		0-8-0		1-9-0				
0-0-0		0-0-0	0-0-0		NEUTRAL		0-0-0		0-0-0		0-0-0				
5-19-0		0-4-0	0-0-0		NON-CONFERENCE		0-3-0		1-5-0		4-7-0				
4-1-0		0-0-0	0-0-0		HOME		0-0-0		1-0-0		3-1-0				
1-18-0		0-4-0	0-0-		AWAY		0-3-0		0-5-0		1-6-0				
0-0-0		0-0-0	0-0-0		NEUTRAL		0-0-0		0-0-0		0-0-0				
5-13-0		0-0-0	0-0-0		CONFERENCE		1-2-0		0-3-0		4-8-0				
4-5-0		0-0-0	0-0-0		HOME		0-0-0		0-0-0		4-5-0				
1-8-0		0-0-0	0-0-0		AWAY		1-2-0		0-3-0		0-3-0				
0-0-0		0-0-0	0-0-0		NEUTRAL		0-0-0		0-0-0		0-0-0				
RPI	S	Opponent	Score	RPI	S	Opponent	Score	RPI	S	Opponent	Score				
12	A	Mississippi St.	3 14					56	A	Florida St.	4 7	133	A	Milwaukee	5 8
12	A	Mississippi St.	2 14					56	A	Florida St.	2 4	133	A	Milwaukee	2 22
12	A	Mississippi St.	0 8					56	A	Florida St.	2 24	133	A	Milwaukee	6 18
19	A	West Virginia	1 14					80	A	Wright St.	8 18	134	A	Miami (OH)	1 11
								80	A	Wright St.	10 8	134	A	Miami (OH)	3 6
								80	A	Wright St.	1 7	134	A	Miami (OH)	1 9
												134	A	Miami (OH)	2 5
												150	A	Kent St.	5 10
												150	H	Kent St.	4 3
												164	A	Penn St.	15 16
												209	H	Toledo	5 3
												215	H	UIC	6 5
												215	H	UIC	7 3
												215	H	UIC	3 8
												219	A	Pittsburgh	4 2
												219	A	Pittsburgh	6 16
												219	H	Pittsburgh	3 2
												236	H	Ohio	2 3
												250	H	Oakland	0 8
												250	H	Oakland	5 7
												250	H	Oakland	6 5
												256	A	Tennessee Tech	2 9
												256	A	Tennessee Tech	2 7
												256	A	Tennessee Tech	4 8
												274	A	Bowling Green	5 15
												277	A	Northern Ky.	6 7
												277	A	Northern Ky.	5 13
LAST 10 GAMES															

Non-Div. I Games:

Youngstown St.

RPI	S	Opponent	Score	
277	A	Northern Ky.	1	2
277	H	Northern Ky.	8	10
277	H	Northern Ky.	6	7
277	H	Northern Ky.	8	2
279	H	St. Bonaventure	10	0

Youngstown St.

Y  
o  
u  
n  
g  
s  
t  
o  
w  
n  
s  
t  
.

Y  
o  
u  
n  
g  
s  
t  
o  
w  
n  
s  
t  
.

Average RPI Win: 238		WON-LOST RECORD	WINNING PCT. RANK	LAST 10 GAMES	STRENGTH OF SCHEDULE	OPP. STRENGTH OF SCHEDULE	TEAM RPI	ADJ RPI	CONF. RPI	ADJ CONF. RPI		
Average RPI Loss: 184												
DIV. I ONLY		11-32-0	.25581 278	2-8-0	242	271	282	.40401 282	25	25		
DIV. I NON-CONF.		8-14-0	.36364 214	2-1-0	277	277	276	.41498 276	26	26		
<hr/>												
TOTALS		RPI 1-25	RPI 26-50		W-L RECORDS		RPI 51-100		RPI 101-150		RPI 150+	
11-32-0		0-3-0	0-0-0		OVERALL		0-0-0		0-0-0		11-29-0	
6-7-0		0-0-0	0-0-0		HOME		0-0-0		0-0-0		6-7-0	
4-18-0		0-3-0	0-0-0		AWAY		0-0-0		0-0-0		4-15-0	
1-7-0		0-0-0	0-0-0		NEUTRAL		0-0-0		0-0-0		1-7-0	
8-14-0		0-3-0	0-0-0		NON-CONFERENCE		0-0-0		0-0-0		8-11-0	
5-1-0		0-0-0	0-0-0		HOME		0-0-0		0-0-0		5-1-0	
2-6-0		0-3-0	0-0-		AWAY		0-0-0		0-0-0		2-3-0	
1-7-0		0-0-0	0-0-0		NEUTRAL		0-0-0		0-0-0		1-7-0	
3-18-0		0-0-0	0-0-0		CONFERENCE		0-0-0		0-0-0		3-18-0	
1-6-0		0-0-0	0-0-0		HOME		0-0-0		0-0-0		1-6-0	
2-12-0		0-0-0	0-0-0		AWAY		0-0-0		0-0-0		2-12-0	
0-0-0		0-0-0	0-0-0		NEUTRAL		0-0-0		0-0-0		0-0-0	
RPI S	Opponent	Score		RPI S	Opponent	Score		RPI S	Opponent	Score		
25 A	NC State	2	8					157 N	Radford	4	17	
25 A	NC State	8	12					157 N	Radford	1	9	
25 A	NC State	2	14					162 A	Navy	10	11	
								162 A	Navy	2	15	
								162 A	Navy	3	6	
								162 A	Navy	4	9	
								162 H	Navy	1	3	
								164 A	Penn St.	3	9	
								175 A	Army West Point	2	0	
								175 A	Army West Point	1	11	
								175 H	Army West Point	9	16	
								175 H	Army West Point	3	4	
								175 H	Army West Point	7	6	
								194 A	Holy Cross	5	6	
								194 A	Holy Cross	8	4	
								194 H	Holy Cross	3	6	
								194 H	Holy Cross	7	13	
								194 H	Holy Cross	3	6	
								195 A	Lafayette	5	10	
								195 A	Lafayette	5	6	
								195 A	Lafayette	3	11	
				LAST 10 GAMES				197 H	Binghamton	6	4	
				286 A	Villanova	10 5	195 A	Lafayette	5 6	200 N	Seton Hall	1 12
				289 H	Niagara	13 1	247 A	Lehigh	6 7	209 N	Toledo	1 10
				289 H	Niagara	7 1	162 A	Navy	10 11	209 N	Toledo	6 15
				157 N	Radford	1 9	209 N	Toledo	6 15	209 N	Toledo	8 7
				175 A	Army West Point	2 0	175 H	Army West Point	9 16	219 N	Pittsburgh	2 8

Non-Div. I Games:

Bucknell

RPI	S	Opponent	Score	
237	H	Saint Joseph's	4	5
237	N	Saint Joseph's	2	3
247	A	Lehigh	6	7
247	A	Lehigh	4	6
247	A	Lehigh	3	5
252	H	La Salle	9	7
261	A	Towson	9	8
279	A	St. Bonaventure	5	11
286	A	Villanova	10	5
289	H	Niagara	14	1
289	H	Niagara	7	1
289	H	Niagara	13	1
297	A	Mt. St. Mary's	7	16

Bucknell

B  
u  
c  
k  
n  
e  
l  
l

B  
u  
c  
k  
n  
e  
l  
l





RPI	S	Opponent	Score	
270	A	Iona	2	4
270	A	Iona	4	11
270	A	Iona	8	0
289	H	Niagara	0	1
289	H	Niagara	9	12
289	H	Niagara	13	5
299	A	Saint Peter's	6	7
299	A	Saint Peter's	14	3
299	A	Saint Peter's	7	0

Rider

Average RPI Win:		282	WON-LOST RECORD		WINNING PCT. RANK		LAST 10 GAMES		STRENGTH OF SCHEDULE		OPP. STRENGTH OF SCHEDULE		TEAM RPI		ADJ RPI		CONF. RPI		ADJ CONF. RPI	
DIV. I ONLY			5-20-0		.2 295		1-9-0		227		296		283		.39702 284		31		31	
DIV. I NON-CONF.			0-7-0		0 297		0-2-0		15		82		271		.42162 272		30		30	
TOTALS		RPI 1-25		RPI 26-50		W-L RECORDS		RPI 51-100		RPI 101-150		RPI 150+								
5-20-0		0-1-0		0-1-0		OVERALL		0-4-0		0-1-0		5-13-0								
1-4-0		0-0-0		0-0-0		HOME		0-0-0		0-0-0		1-4-0								
4-16-0		0-1-0		0-1-0		AWAY		0-4-0		0-1-0		4-9-0								
0-0-0		0-0-0		0-0-0		NEUTRAL		0-0-0		0-0-0		0-0-0								
0-7-0		0-1-0		0-1-0		NON-CONFERENCE		0-4-0		0-1-0		0-0-0								
0-0-0		0-0-0		0-0-0		HOME		0-0-0		0-0-0		0-0-0								
0-7-0		0-1-0		0-0-		AWAY		0-4-0		0-1-0		0-0-0								
0-0-0		0-0-0		0-0-0		NEUTRAL		0-0-0		0-0-0		0-0-0								
5-13-0		0-0-0		0-0-0		CONFERENCE		0-0-0		0-0-0		5-13-0								
1-4-0		0-0-0		0-0-0		HOME		0-0-0		0-0-0		1-4-0								
4-9-0		0-0-0		0-0-0		AWAY		0-0-0		0-0-0		4-9-0								
0-0-0		0-0-0		0-0-0		NEUTRAL		0-0-0		0-0-0		0-0-0								
RPI	S	Opponent		Score		RPI	S	Opponent		Score		RPI	S	Opponent		Score				
12	A	Mississippi St.		5	18	38	A	Louisiana Tech		1	21	98	A	Arkansas St.		2	4			
												98	A	Arkansas St.		0	10			
												99	A	Northwestern St.		0	11			
												99	A	Northwestern St.		0	9			
														122 A Memphis		1	8			
														255 A Grambling		7	9			
														262 A Alabama St.		6	12			
														262 A Alabama St.		3	13			
														262 A Alabama St.		12	11			
														262 H Alabama St.		4	5			
														262 H Alabama St.		2	12			
														267 A Jackson St.		2	12			
														267 A Jackson St.		3	19			
														267 A Jackson St.		2	5			
														267 H Jackson St.		3	13			
														267 H Jackson St.		2	0			
														267 H Jackson St.		1	11			
														294 A Alcorn		14	2			
														294 A Alcorn		15	5			
														294 A Alcorn		9	2			
														295 A Alabama A&M		2	6			
														295 A Alabama A&M		0	6			
														295 A Alabama A&M		6	11			
LAST 10 GAMES																				
						262	H	Alabama St.		2	12	267	A	Jackson St.		2	5			
						262	H	Alabama St.		4	5	267	A	Jackson St.		2	12			
						262	A	Alabama St.		3	13	255	A	Grambling		7	9			
						262	A	Alabama St.		12	11	99	A	Northwestern St.		0	9			
						267	A	Jackson St.		3	19	99	A	Northwestern St.		0	11			
Non-Div. I Games:		Delta St.		6	12	Tougaloo		1	0	Tougaloo		13	9	Delta St.		0	8			
																		Mississippi Val.		

Average RPI Win:	191	WON-LOST	WINNING	LAST 10	STRENGTH OF	OPP. STRENGTH	TEAM	ADJ	CONF.	ADJ CONF.							
Average RPI Loss:	178	RECORD	PCT. RANK	GAMES	SCHEDULE	OF SCHEDULE	RPI	RPI	RPI	RPI							
DIV. I ONLY		6-32-1	.16667	296	2-8-0	232	246	285	.39276	285	24	24					
DIV. I NON-CONF.		3-20-1	.14583	287	0-3-0	240	209	285	.39761	285	25	25					
<hr/>																	
TOTALS	RPI 1-25	RPI 26-50		W-L RECORDS		RPI 51-100		RPI 101-150		RPI 150+							
6-32-1	0-0-0	0-0-0		OVERALL		0-5-0		2-6-0		4-21-1							
2-6-0	0-0-0	0-0-0		HOME		0-0-0		0-0-0		2-6-0							
3-20-0	0-0-0	0-0-0		AWAY		0-3-0		1-5-0		2-12-0							
1-6-1	0-0-0	0-0-0		NEUTRAL		0-2-0		1-1-0		0-3-1							
<hr/>																	
3-20-1	0-0-0	0-0-0		NON-CONFERENCE		0-5-0		1-1-0		2-14-1							
0-2-0	0-0-0	0-0-0		HOME		0-0-0		0-0-0		0-2-0							
2-12-0	0-0-0	0-0-		AWAY		0-3-0		0-0-0		2-9-0							
1-6-1	0-0-0	0-0-0		NEUTRAL		0-2-0		1-1-0		0-3-1							
<hr/>																	
3-12-0	0-0-0	0-0-0		CONFERENCE		0-0-0		1-5-0		2-7-0							
2-4-0	0-0-0	0-0-0		HOME		0-0-0		0-0-0		2-4-0							
1-8-0	0-0-0	0-0-0		AWAY		0-0-0		1-5-0		0-3-0							
0-0-0	0-0-0	0-0-0		NEUTRAL		0-0-0		0-0-0		0-0-0							
<hr/>																	
RPI S	Opponent	Score	RPI S	Opponent	Score	RPI S	Opponent	Score	RPI S	Opponent	Score						
						76 A	TCU	2	12	128 N	Notre Dame	3	11				
						76 A	TCU	4	16	128 N	Notre Dame	4	2				
						76 A	TCU	1	12	131 A	Ball St.	5	11				
						88 N	Incarnate Word	0	4	131 A	Ball St.	7	5				
						88 N	Incarnate Word	3	8	131 A	Ball St.	2	3				
										134 A	Miami (OH)	3	13				
										134 A	Miami (OH)	6	7				
										134 A	Miami (OH)	6	7				
										155 A	A&M-Corpus Christi	2	8				
										155 A	A&M-Corpus Christi	2	7				
										155 A	A&M-Corpus Christi	4	12				
										158 A	Dayton	10	2				
										158 H	Dayton	1	4				
										179 A	Marshall	1	6				
										179 A	Marshall	3	25				
						179 A	Marshall	3	10								
						179 A	Marshall	5	8								
						180 A	Abilene Christian	6	5								
						181 A	Michigan St.	3	5								
						222 N	NJIT	9	9								
						222 N	NJIT	4	5								
						222 N	NJIT	4	10								
						222 N	NJIT	9	10								
						236 H	Ohio	3	6								
						236 H	Ohio	3	6								
						236 H	Ohio	1	6								
						236 H	Ohio	2	8								
						250 A	Oakland	9	10								
															LAST 10 GAMES		
															236 H	Ohio	2
131 A	Ball St.	7	5														
131 A	Ball St.	5	11														
155 A	A&M-Corpus Christi	2	8														

Eastern Mich.

RPI	S	Opponent	Score	
250	H	Oakland	8	14
272	A	Northern Ill.	4	9
272	A	Northern Ill.	3	6
272	A	Northern Ill.	3	4
274	H	Bowling Green	4	0
274	H	Bowling Green	4	7
274	H	Bowling Green	3	1

Eastern Mich.

E  
a  
s  
t  
e  
r  
n  
M  
i  
c  
h  
.

E  
a  
s  
t  
e  
r  
n  
M  
i  
c  
h  
.

Average RPI Win:	205	WON-LOST RECORD	WINNING PCT. RANK	LAST 10 GAMES	STRENGTH OF SCHEDULE	OPP. STRENGTH OF SCHEDULE	TEAM RPI	ADJ RPI	CONF. RPI	ADJ CONF. RPI																					
DIV. I ONLY		10-28-0	.26316	275	3-7-0	246	272	286	.39079	286	14	14																			
DIV. I NON-CONF.		7-22-0	.24138	262	1-2-0	249	286	289	.38521	289	14	14																			
<hr/>																															
TOTALS	RPI 1-25	RPI 26-50		W-L RECORDS		RPI 51-100		RPI 101-150		RPI 150+																					
10-28-0	0-0-0	0-0-0		OVERALL		1-5-0		1-2-0		8-21-0																					
6-13-0	0-0-0	0-0-0		HOME		0-0-0		0-0-0		6-13-0																					
1-6-0	0-0-0	0-0-0		AWAY		1-4-0		0-0-0		0-2-0																					
3-9-0	0-0-0	0-0-0		NEUTRAL		0-1-0		1-2-0		2-6-0																					
<hr/>																															
7-22-0	0-0-0	0-0-0		NON-CONFERENCE		0-3-0		1-2-0		6-17-0																					
4-9-0	0-0-0	0-0-0		HOME		0-0-0		0-0-0		4-9-0																					
0-5-0	0-0-0	0-0-		AWAY		0-3-0		0-0-0		0-2-0																					
3-8-0	0-0-0	0-0-0		NEUTRAL		0-0-0		1-2-0		2-6-0																					
<hr/>																															
3-6-0	0-0-0	0-0-0		CONFERENCE		1-2-0		0-0-0		2-4-0																					
2-4-0	0-0-0	0-0-0		HOME		0-0-0		0-0-0		2-4-0																					
1-1-0	0-0-0	0-0-0		AWAY		1-1-0		0-0-0		0-0-0																					
0-1-0	0-0-0	0-0-0		NEUTRAL		0-1-0		0-0-0		0-0-0																					
<hr/>																															
RPI	S	Opponent	Score	RPI	S	Opponent	Score	RPI	S	Opponent	Score	RPI	S	Opponent	Score																
								82	A	St. John's (NY)	5	1	132	N	Central Mich.	13	7														
								82	A	St. John's (NY)	1	3	132	N	Central Mich.	1	9														
								82	N	St. John's (NY)	6	24	133	N	Milwaukee	4	7														
								86	A	Virginia	2	7	162	H	Navy	3	14														
								86	A	Virginia	2	10	162	H	Navy	1	5														
								86	A	Virginia	3	7	171	N	Northeastern	5	2														
								176	H	Penn	5	4																			
								195	H	Lafayette	6	8																			
								200	H	Seton Hall	3	6																			
								200	H	Seton Hall	6	5																			
								200	H	Seton Hall	5	7																			
								219	N	Pittsburgh	2	7																			
								221	H	LIU Brooklyn	1	4																			
								221	H	LIU Brooklyn	0	3																			
								221	H	LIU Brooklyn	3	11																			
								233	N	Western Mich.	2	11																			
								237	A	Saint Joseph's	0	4																			
								237	H	Saint Joseph's	8	7																			
239	H	Princeton	4	6																											
246	H	Monmouth	5	6																											
252	A	La Salle	7	8																											
								252	H	La Salle	8	6																			
								252	H	La Salle	1	0																			
								265	N	George Mason	5	12																			
								268	H	Georgetown	2	4																			
								268	H	Georgetown	3	1																			
								268	H	Georgetown	2	4																			
								268	H	Georgetown	3	1																			
								268	H	Georgetown	2	4																			
								82	A	St. John's (NY)	1	3																			
								82	N	St. John's (NY)	6	24																			
								82	N	St. John's (NY)	6	24																			

**Non-Div. I Games:**

Villanova

Villanova

Average RPI Win:	220	WON-LOST	WINNING	LAST 10	STRENGTH OF	OPP. STRENGTH	TEAM	ADJ	CONF.	ADJ CONF.						
Average RPI Loss:	250	RECORD	PCT. RANK	GAMES	SCHEDULE	OF SCHEDULE	RPI	RPI	RPI	RPI						
DIV. I ONLY	7-21-1	.25862	276	2-8-0	250	294	287	.38904	287	30	30					
DIV. I NON-CONF.	1-5-1	.21429	275	0-1-0	155	299	281	.40034	281	31	31					
<hr/>																
TOTALS	RPI 1-25	RPI 26-50		W-L RECORDS		RPI 51-100		RPI 101-150		RPI 150+						
7-21-1	0-0-0	0-0-0		OVERALL		0-0-0		0-0-0		7-21-1						
5-8-1	0-0-0	0-0-0		HOME		0-0-0		0-0-0		5-8-1						
2-13-0	0-0-0	0-0-0		AWAY		0-0-0		0-0-0		2-13-0						
0-0-0	0-0-0	0-0-0		NEUTRAL		0-0-0		0-0-0		0-0-0						
1-5-1	0-0-0	0-0-0		NON-CONFERENCE		0-0-0		0-0-0		1-5-1						
1-2-1	0-0-0	0-0-0		HOME		0-0-0		0-0-0		1-2-1						
0-3-0	0-0-0	0-0-		AWAY		0-0-0		0-0-0		0-3-0						
0-0-0	0-0-0	0-0-0		NEUTRAL		0-0-0		0-0-0		0-0-0						
6-16-0	0-0-0	0-0-0		CONFERENCE		0-0-0		0-0-0		6-16-0						
4-6-0	0-0-0	0-0-0		HOME		0-0-0		0-0-0		4-6-0						
2-10-0	0-0-0	0-0-0		AWAY		0-0-0		0-0-0		2-10-0						
0-0-0	0-0-0	0-0-0		NEUTRAL		0-0-0		0-0-0		0-0-0						
RPI	S	Opponent	Score	RPI	S	Opponent	Score	RPI	S	Opponent	Score					
								172	A	N.C. A&T	3	2				
								172	A	N.C. A&T	5	6				
								172	A	N.C. A&T	10	4				
								189	A	Mercer	1	8				
								196	H	Omaha	0	2				
								196	H	Omaha	5	4				
								196	H	Omaha	3	3				
								232	A	Georgia St.	1	5				
								244	H	Coppin St.	8	10				
								244	H	Coppin St.	10	3				
								244	H	Coppin St.	5	11				
								244	H	Coppin St.	7	8				
								251	H	N.C. Central	4	3				
								251	H	N.C. Central	4	1				
								251	H	N.C. Central	5	3				
								263	A	Charleston So.	3	5				
								263	H	Charleston So.	6	7				
								264	A	Bethune-Cookman	5	8				
								264	A	Bethune-Cookman	9	10				
								264	A	Bethune-Cookman	0	13				
								266	A	Norfolk St.	7	10				
								LAST 10 GAMES				266	A	Norfolk St.	2	5
												244	H	Coppin St.	8	10
												244	H	Coppin St.	7	8
												266	A	Norfolk St.	4	6
												269	H	Florida A&M	7	11
269	H	Florida A&M	5	7												
269	H	Florida A&M	5	7												
LAST 10 GAMES				269	H	Florida A&M	5	7								
				232	A	Georgia St.	1	5								
				264	A	Bethune-Cookman	9	10								
				264	A	Bethune-Cookman	5	8								
				264	A	Bethune-Cookman	0	13								
				266	A	Norfolk St.	2	5								
				266	A	Norfolk St.	4	6								
LAST 10 GAMES				269	A	Florida A&M	0	10								
				269	A	Florida A&M	3	6								
				269	A	Florida A&M	6	8								
				269	H	Florida A&M	5	7								
				269	H	Florida A&M	5	7								
				269	H	Florida A&M	5	7								
				269	H	Florida A&M	5	7								

**Non-Div. I Games:**

Savannah St.

RPI	S	Opponent	Score
269	H	Florida A&M	5 7
269	H	Florida A&M	7 11

Savannah St.

S  
a  
v  
a  
n  
n  
a  
h  
S  
t  
.

S  
a  
v  
a  
n  
n  
a  
h  
S  
t  
.



Average RPI Win: 244		WON-LOST	WINNING	LAST 10	STRENGTH OF		OPP. STRENGTH	TEAM	ADJ		CONF.	ADJ CONF.
Average RPI Loss: 195		RECORD	PCT. RANK	GAMES	SCHEDULE		OF SCHEDULE	RPI	RPI		RPI	RPI
DIV. I ONLY		10-30-0	.25	279	1-9-0		263	261	288		18	18
DIV. I NON-CONF.		6-16-0	.27273	250	1-2-0		274	290	291		19	19
TOTALS		RPI 1-25	RPI 26-50		W-L RECORDS		RPI 51-100		RPI 101-150		RPI 150+	
10-30-0		0-0-0	0-0-0		OVERALL		0-2-0		2-2-0		8-26-0	
7-12-0		0-0-0	0-0-0		HOME		0-1-0		0-0-0		7-11-0	
3-18-0		0-0-0	0-0-0		AWAY		0-1-0		2-2-0		1-15-0	
0-0-0		0-0-0	0-0-0		NEUTRAL		0-0-0		0-0-0		0-0-0	
6-16-0		0-0-0	0-0-0		NON-CONFERENCE		0-2-0		0-1-0		6-13-0	
5-8-0		0-0-0	0-0-0		HOME		0-1-0		0-0-0		5-7-0	
1-8-0		0-0-0	0-0-		AWAY		0-1-0		0-1-0		1-6-0	
0-0-0		0-0-0	0-0-0		NEUTRAL		0-0-0		0-0-0		0-0-0	
4-14-0		0-0-0	0-0-0		CONFERENCE		0-0-0		2-1-0		2-13-0	
2-4-0		0-0-0	0-0-0		HOME		0-0-0		0-0-0		2-4-0	
2-10-0		0-0-0	0-0-0		AWAY		0-0-0		2-1-0		0-9-0	
0-0-0		0-0-0	0-0-0		NEUTRAL		0-0-0		0-0-0		0-0-0	
RPI S	Opponent	Score	RPI S	Opponent	Score	RPI S	Opponent	Score	RPI S	Opponent	Score	
						73 H	VCU	6 12	141 A	Gardner-Webb	5 9	
						86 A	Virginia	4 13	141 A	Gardner-Webb	3 2	
									141 A	Gardner-Webb	9 7	
									148 A	James Madison	1 3	
									153 A	High Point	7 8	
									153 A	High Point	1 3	
									153 A	High Point	2 12	
									156 H	Winthrop	3 10	
									156 H	Winthrop	3 9	
									156 H	Winthrop	4 12	
									157 A	Radford	6 10	
									157 A	Radford	4 5	
									157 A	Radford	6 11	
									175 H	Army West Point	2 12	
									175 H	Army West Point	3 10	
									220 A	Hawaii	4 5	
									220 A	Hawaii	4 8	
									220 A	Hawaii	1 9	
									220 A	Hawaii	3 9	
									226 A	UNC Asheville	8 11	
									226 A	UNC Asheville	3 14	
									226 A	UNC Asheville	8 11	
									238 H	Albany (NY)	9 0	
									238 H	Albany (NY)	8 6	
									238 H	Albany (NY)	2 13	
									246 H	Monmouth	3 17	
									251 A	N.C. Central	6 9	
LAST 10 GAMES												
			157 A	Radford	4 5	296 H	UMES	0 3				
			263 H	Charleston So.	7 6	238 H	Albany (NY)	9 0				
			263 H	Charleston So.	3 2	175 H	Army West Point	3 10				
			296 H	UMES	6 1	266 A	Norfolk St.	5 3				
			296 H	UMES	4 3	157 A	Radford	6 11				

Non-Div. I Games:

Longwood

RPI	S	Opponent	Score	
263	H	Charleston So.	7	6
263	H	Charleston So.	3	16
263	H	Charleston So.	3	2
265	A	George Mason	3	4
265	H	George Mason	3	4
266	A	Norfolk St.	5	3
266	H	Norfolk St.	4	10
296	H	UMES	4	2
296	H	UMES	0	3
296	H	UMES	4	3
296	H	UMES	6	1

Longwood

L  
o  
n  
g  
w  
o  
o  
d

L  
o  
n  
g  
w  
o  
o  
d

Average RPI Win:	227	WON-LOST RECORD	WINNING PCT. RANK	LAST 10 GAMES	STRENGTH OF SCHEDULE	OPP. STRENGTH OF SCHEDULE	TEAM RPI	ADJ RPI	CONF. RPI	ADJ CONF. RPI		
DIV. I ONLY		9-25-0	.26471	273	3-7-0	295	253	291	.38258	289	29	29
DIV. I NON-CONF.		5-16-0	.2381	265	1-3-0	292	220	287	.39536	287	27	27
<hr/>												
TOTALS	RPI 1-25	RPI 26-50		W-L RECORDS		RPI 51-100		RPI 101-150		RPI 150+		
9-25-0	0-0-0	0-1-0		OVERALL		0-0-0		2-2-0		7-22-0		
2-7-0	0-0-0	0-0-0		HOME		0-0-0		0-0-0		2-7-0		
7-16-0	0-0-0	0-1-0		AWAY		0-0-0		2-1-0		5-14-0		
0-2-0	0-0-0	0-0-0		NEUTRAL		0-0-0		0-1-0		0-1-0		
5-16-0	0-0-0	0-1-0		NON-CONFERENCE		0-0-0		2-2-0		3-13-0		
1-1-0	0-0-0	0-0-0		HOME		0-0-0		0-0-0		1-1-0		
4-13-0	0-0-0	0-0-		AWAY		0-0-0		2-1-0		2-11-0		
0-2-0	0-0-0	0-0-0		NEUTRAL		0-0-0		0-1-0		0-1-0		
4-9-0	0-0-0	0-0-0		CONFERENCE		0-0-0		0-0-0		4-9-0		
1-6-0	0-0-0	0-0-0		HOME		0-0-0		0-0-0		1-6-0		
3-3-0	0-0-0	0-0-0		AWAY		0-0-0		0-0-0		3-3-0		
0-0-0	0-0-0	0-0-0		NEUTRAL		0-0-0		0-0-0		0-0-0		
RPI	S	Opponent	Score	RPI	S	Opponent	Score	RPI	S	Opponent	Score	
				43	A	BYU	5 11					
								111	A	Cincinnati	8 7	
								111	A	Cincinnati	0 5	
								111	A	Cincinnati	2 1	
								125	N	Utah	6 10	
								172	A	N.C. A&T	3 4	
								172	A	N.C. A&T	2 6	
								172	A	N.C. A&T	0 6	
								173	H	Canisius	0 9	
								183	A	New Mexico	3 13	
								183	A	New Mexico	5 3	
								183	A	New Mexico	4 7	
								183	A	New Mexico	3 5	
								197	A	Binghamton	4 16	
								214	H	Quinnipiac	2 7	
								214	H	Quinnipiac	1 3	
								214	H	Quinnipiac	1 7	
								246	A	Monmouth	5 0	
								246	A	Monmouth	3 9	
								246	A	Monmouth	3 8	
								248	N	Central Conn. St.	4 5	
								270	H	Iona	9 6	
								270	H	Iona	8 9	
								270	H	Iona	0 14	
								275	A	Utah Valley	2 8	
								275	A	Utah Valley	12 8	
								279	H	St. Bonaventure	9 4	
								279	H	St. Bonaventure	6 10	
LAST 10 GAMES												
				214	H	Quinnipiac	1 3	282	A	Bucknell	1 13	
				214	H	Quinnipiac	2 7	282	A	Bucknell	1 7	
				214	H	Quinnipiac	1 7	172	A	N.C. A&T	0 6	
				173	H	Canisius	0 9	183	A	New Mexico	3 5	
				43	A	BYU	5 11	283	A	Rider	1 0	

Non-Div. I Games:

Niagara

RPI	S	Opponent	Score	
282	A	Bucknell	1	7
282	A	Bucknell	1	13
282	A	Bucknell	1	14
283	A	Rider	12	9
283	A	Rider	5	13
283	A	Rider	1	0

Niagara

Average RPI Win: 236		WON-LOST	WINNING	LAST 10	STRENGTH OF		OPP. STRENGTH	TEAM	ADJ	CONF.	ADJ CONF.
Average RPI Loss: 163		RECORD	PCT. RANK	GAMES	SCHEDULE		OF SCHEDULE	RPI	RPI	RPI	RPI
DIV. I ONLY		7-24-0	.22581	291	2-8-0		269	211	290	.38026	22
DIV. I NON-CONF.		3-13-0	.1875	281	1-0-0		285	122	295	.36607	23
TOTALS		RPI 1-25	RPI 26-50		W-L RECORDS		RPI 51-100		RPI 101-150		RPI 150+
7-24-0		0-0-0	0-0-0		OVERALL		0-6-0		1-6-0		6-12-0
6-4-0		0-0-0	0-0-0		HOME		0-0-0		1-0-0		5-4-0
1-17-0		0-0-0	0-0-0		AWAY		0-3-0		0-6-0		1-8-0
0-3-0		0-0-0	0-0-0		NEUTRAL		0-3-0		0-0-0		0-0-0
3-13-0		0-0-0	0-0-0		NON-CONFERENCE		0-3-0		1-6-0		2-4-0
3-1-0		0-0-0	0-0-0		HOME		0-0-0		1-0-0		2-1-0
0-9-0		0-0-0	0-0-		AWAY		0-0-0		0-6-0		0-3-0
0-3-0		0-0-0	0-0-0		NEUTRAL		0-3-0		0-0-0		0-0-0
4-11-0		0-0-0	0-0-0		CONFERENCE		0-3-0		0-0-0		4-8-0
3-3-0		0-0-0	0-0-0		HOME		0-0-0		0-0-0		3-3-0
1-8-0		0-0-0	0-0-0		AWAY		0-3-0		0-0-0		1-5-0
0-0-0		0-0-0	0-0-0		NEUTRAL		0-0-0		0-0-0		0-0-0
RPI S	Opponent	Score	RPI S	Opponent	Score	RPI S	Opponent	Score	RPI S	Opponent	Score
						62 N	Washington	2 3	113 A	Air Force	6 9
						62 N	Washington	1 11	113 A	Air Force	0 6
						62 N	Washington	8 25	113 H	Air Force	5 4
						97 A	UTRGV	1 11	130 A	Portland	5 8
						97 A	UTRGV	0 10	130 A	Portland	2 17
						97 A	UTRGV	2 3	130 A	Portland	8 9
									130 A	Portland	0 4
									154 A	New Mexico St.	0 5
									154 A	New Mexico St.	9 19
									154 A	New Mexico St.	9 10
									228 A	UC Davis	2 9
									228 A	UC Davis	0 12
									228 A	UC Davis	2 11
									235 A	CSU Bakersfield	4 16
									235 A	CSU Bakersfield	2 6
									235 A	CSU Bakersfield	9 7
									242 H	North Dakota St.	3 1
									242 H	North Dakota St.	5 11
									242 H	North Dakota St.	7 6
									273 H	Chicago St.	5 6
									273 H	Chicago St.	15 9
									273 H	Chicago St.	8 5
									275 H	Utah Valley	6 9
									275 H	Utah Valley	4 5
									275 H	Utah Valley	11 10
LAST 10 GAMES						62 N	Washington	8 25			
						62 N	Washington	1 11			
						130 A	Portland	5 8			
						235 A	CSU Bakersfield	4 16			
						235 A	CSU Bakersfield	2 6			
97 A	UTRGV	0 10									
97 A	UTRGV	1 11									
113 A	Air Force	0 6									
242 H	North Dakota St.	5 11									
242 H	North Dakota St.	7 6									

Non-Div. I Games: Colorado St.-Pueblo 17 7 MSU Denver 2 15 MSU Denver 6 17 Northern Colo.

Average RPI Win:	251	WON-LOST RECORD	WINNING PCT. RANK	LAST 10 GAMES	STRENGTH OF SCHEDULE	OPP. STRENGTH OF SCHEDULE	TEAM RPI	ADJ RPI	CONF. RPI	ADJ CONF. RPI				
DIV. I ONLY	8-29-1	.22368	292	4-6-0	251	289	292	.37903	291	28	28			
DIV. I NON-CONF.	2-20-1	.1087	291	0-4-0	242	288	298	.36468	298	28	28			
<hr/>														
TOTALS	RPI 1-25	RPI 26-50		W-L RECORDS		RPI 51-100		RPI 101-150		RPI 150+				
8-29-1	0-0-0	0-0-0		OVERALL		0-4-0		0-1-0		8-24-1				
6-11-1	0-0-0	0-0-0		HOME		0-0-0		0-0-0		6-11-1				
1-16-0	0-0-0	0-0-0		AWAY		0-4-0		0-1-0		1-11-0				
1-2-0	0-0-0	0-0-0		NEUTRAL		0-0-0		0-0-0		1-2-0				
<hr/>														
2-20-1	0-0-0	0-0-0		NON-CONFERENCE		0-1-0		0-1-0		2-18-1				
1-7-1	0-0-0	0-0-0		HOME		0-0-0		0-0-0		1-7-1				
0-11-0	0-0-0	0-0-		AWAY		0-1-0		0-1-0		0-9-0				
1-2-0	0-0-0	0-0-0		NEUTRAL		0-0-0		0-0-0		1-2-0				
<hr/>														
6-9-0	0-0-0	0-0-0		CONFERENCE		0-3-0		0-0-0		6-6-0				
5-4-0	0-0-0	0-0-0		HOME		0-0-0		0-0-0		5-4-0				
1-5-0	0-0-0	0-0-0		AWAY		0-3-0		0-0-0		1-2-0				
0-0-0	0-0-0	0-0-0		NEUTRAL		0-0-0		0-0-0		0-0-0				
<hr/>														
RPI S	Opponent	Score	RPI S	Opponent	Score	RPI S	Opponent	Score	RPI S	Opponent	Score			
						61 A Bryant	11	12	115 A	California Baptist	1	5		
						61 A Bryant	0	13	158 H	Dayton	3	3		
						61 A Bryant	6	19	175 N	Army West Point	10	5		
						82 A St. John's (NY)	4	11	176 A	Penn	5	18		
									176 A	Penn	4	8		
									176 H	Penn	5	8		
									176 H	Penn	2	16		
									184 H	Fordham	10	22		
									200 H	Seton Hall	6	5		
									200 H	Seton Hall	5	10		
									200 H	Seton Hall	1	8		
									218 N	Dartmouth	1	6		
									218 N	Dartmouth	3	4		
									221 H	LIU Brooklyn	8	13		
									221 H	LIU Brooklyn	3	5		
									221 H	LIU Brooklyn	17	2		
									224 H	Sacred Heart	6	13		
									224 H	Sacred Heart	6	5		
									224 H	Sacred Heart	5	12		
									235 A	CSU Bakersfield	2	17		
									235 A	CSU Bakersfield	2	12		
									235 A	CSU Bakersfield	4	5		
									235 A	CSU Bakersfield	4	9		
									238 A	Albany (NY)	2	8		
			247 A	Lehigh	3	8								
			247 H	Lehigh	6	20								
			252 A	La Salle	9	19								
			LAST 10 GAMES											
			158 H	Dayton	3	3	238 A	Albany (NY)	2	8	235 A	CSU Bakersfield	4	9
			200 H	Seton Hall	6	5	184 H	Fordham	10	22	238 A	Albany (NY)	2	8
			176 H	Penn	2	16	221 H	LIU Brooklyn	8	13	247 A	Lehigh	3	8
			176 A	Penn	5	18	221 H	LIU Brooklyn	17	2	247 H	Lehigh	6	20
			218 N	Dartmouth	3	4	221 H	LIU Brooklyn	3	5	252 A	La Salle	9	19

Non-Div. I Games:

Fairleigh Dickinson

RPI	S	Opponent	Score	
270	H	Iona	3	5
297	A	Mt. St. Mary's	7	15
297	A	Mt. St. Mary's	12	9
297	A	Mt. St. Mary's	3	11
297	H	Mt. St. Mary's	14	8
297	H	Mt. St. Mary's	11	10
297	H	Mt. St. Mary's	14	7

Fairleigh Dickinson

F  
a  
i  
r  
l  
e  
i  
g  
h  
D  
i  
c  
k  
i  
n  
s  
o  
n

F  
a  
i  
r  
l  
e  
i  
g  
h  
D  
i  
c  
k  
i  
n  
s  
o  
n

Average RPI Win: 272		WON-LOST	WINNING	LAST 10	STRENGTH OF		OPP. STRENGTH	TEAM	ADJ	CONF.	ADJ CONF.		
Average RPI Loss: 201		RECORD	PCT. RANK	GAMES	SCHEDULE		OF SCHEDULE	RPI	RPI	RPI	RPI		
DIV. I ONLY		10-24-0	.29412	265	5-5-0		283	283	289	.37479	292		
DIV. I NON-CONF.		0-12-0	0	297	0-3-0		135	155	293	.36973	294		
TOTALS		RPI 1-25	RPI 26-50		W-L RECORDS		RPI 51-100		RPI 101-150		RPI 150+		
10-24-0	0-1-0	0-0-0		OVERALL		0-1-0		0-4-0		10-18-0			
5-9-0	0-0-0	0-0-0		HOME		0-0-0		0-1-0		5-8-0			
4-11-0	0-1-0	0-0-0		AWAY		0-1-0		0-1-0		4-8-0			
1-4-0	0-0-0	0-0-0		NEUTRAL		0-0-0		0-2-0		1-2-0			
0-12-0	0-1-0	0-0-0		NON-CONFERENCE		0-1-0		0-4-0		0-6-0			
0-2-0	0-0-0	0-0-0		HOME		0-0-0		0-1-0		0-1-0			
0-7-0	0-1-0	0-0-		AWAY		0-1-0		0-1-0		0-4-0			
0-3-0	0-0-0	0-0-0		NEUTRAL		0-0-0		0-2-0		0-1-0			
10-12-0	0-0-0	0-0-0		CONFERENCE		0-0-0		0-0-0		10-12-0			
5-7-0	0-0-0	0-0-0		HOME		0-0-0		0-0-0		5-7-0			
4-4-0	0-0-0	0-0-0		AWAY		0-0-0		0-0-0		4-4-0			
1-1-0	0-0-0	0-0-0		NEUTRAL		0-0-0		0-0-0		1-1-0			
RPI S	Opponent	Score		RPI S	Opponent	Score		RPI S	Opponent	Score			
13 A	Texas A&M	1	9					88 A	Incarnate Word	3	16		
								132 N	Central Mich.	3	12		
								132 N	Central Mich.	2	15		
								137 A	Rice	5	25		
								143 H	SFA	5	8		
								155 A	A&M-Corpus Christi	5	8		
								155 H	A&M-Corpus Christi	9	17		
								185 N	Eastern Ky.	1	11		
								198 A	Lamar University	6	7		
								206 A	Houston Baptist	3	10		
								206 A	Houston Baptist	5	21		
								212 A	Southern U.	4	26		
								212 A	Southern U.	5	8		
								212 A	Southern U.	10	6		
								241 H	Texas Southern	5	3		
								241 H	Texas Southern	5	7		
								241 H	Texas Southern	2	34		
								255 A	Grambling	4	8		
								255 A	Grambling	4	7		
								255 A	Grambling	10	7		
								255 H	Grambling	11	13		
								255 H	Grambling	1	9		
								255 H	Grambling	18	15		
LAST 10 GAMES								255 H	Grambling	18	15		
				255 A	Grambling	10	7	255 A	Grambling	4	8		
				255 A	Grambling	4	7	155 H	A&M-Corpus Christi	9	17		
				293 A	Ark.-Pine Bluff	4	3	88 A	Incarnate Word	3	16		
				212 A	Southern U.	5	8	293 A	Ark.-Pine Bluff	11	8		
				212 A	Southern U.	4	26	293 A	Ark.-Pine Bluff	9	7		
								155 A	A&M-Corpus Christi	5	8		
								293 H	Ark.-Pine Bluff	2	17		
Non-Div. I Games:		Huston-Tillotson	9	3	Texas Col.	13	12	Texas Col.	9	4	Jarvis Christian	4	10
		Jarvis Christian	14	7	Houston-Victoria	10	9	Houston-Victoria	4	7	Huston-Tillotson	12	7
Prairie View													



RPI	S	Opponent	Score	
293	H	Ark.-Pine Bluff	9	2
294	H	Alcorn	12	6
294	H	Alcorn	1	12
294	H	Alcorn	9	11
294	N	Alcorn	10	3

Prairie View

P  
r  
a  
i  
r  
i  
e  
V  
i  
e  
w

P  
r  
a  
i  
r  
i  
e  
V  
i  
e  
w

[illegible]

**Non-Div. I Games:**

Ark.-Pine Bluff

RPI	S	Opponent	Score	
292	H	Prairie View	3	4
294	N	Alcorn	9	10
295	A	Alabama A&M	13	12
295	A	Alabama A&M	7	3
295	A	Alabama A&M	2	6

Ark.-Pine Bluff

A  
r  
k  
.  
-  
P  
i  
n  
e  
B  
l  
u  
f  
f

A  
r  
k  
.  
-  
P  
i  
n  
e  
B  
l  
u  
f  
f

Average RPI Win: 285		WON-LOST RECORD	WINNING PCT. RANK		LAST 10 GAMES	STRENGTH OF SCHEDULE	OPP. STRENGTH OF SCHEDULE	TEAM RPI	ADJ RPI		CONF. RPI	ADJ CONF. RPI
Average RPI Loss: 245												
DIV. I ONLY		9-25-0	.26471	273	4-6-0	293	298	294	.37273	294	31	31
DIV. I NON-CONF.		2-6-0	.25	259	0	250	253	252	.43664	252	30	30
<hr/>												
TOTALS		RPI 1-25		RPI 26-50		W-L RECORDS		RPI 51-100		RPI 101-150		RPI 150+
9-25-0		0-0-0		0-0-0		OVERALL		0-1-0		0-1-0		9-23-0
2-6-0		0-0-0		0-0-0		HOME		0-0-0		0-0-0		2-6-0
6-17-0		0-0-0		0-0-0		AWAY		0-1-0		0-1-0		6-15-0
1-2-0		0-0-0		0-0-0		NEUTRAL		0-0-0		0-0-0		1-2-0
2-6-0		0-0-0		0-0-0		NON-CONFERENCE		0-1-0		0-1-0		2-4-0
0-0-0		0-0-0		0-0-0		HOME		0-0-0		0-0-0		0-0-0
2-6-0		0-0-0		0-0-		AWAY		0-1-0		0-1-0		2-4-0
0-0-0		0-0-0		0-0-0		NEUTRAL		0-0-0		0-0-0		0-0-0
7-19-0		0-0-0		0-0-0		CONFERENCE		0-0-0		0-0-0		7-19-0
2-6-0		0-0-0		0-0-0		HOME		0-0-0		0-0-0		2-6-0
4-11-0		0-0-0		0-0-0		AWAY		0-0-0		0-0-0		4-11-0
1-2-0		0-0-0		0-0-0		NEUTRAL		0-0-0		0-0-0		1-2-0
RPI	S	Opponent	Score	RPI	S	Opponent	Score	RPI	S	Opponent	Score	
								84	A	Southeastern La.	3	13
								108	A	McNeese	1	8
								168	A	Nicholls St.	5	25
								168	A	Nicholls St.	1	10
								212	A	Southern U.	1	11
								212	N	Southern U.	9	12
								255	A	Grambling	7	8
								255	H	Grambling	7	14
								262	A	Alabama St.	6	14
								262	A	Alabama St.	2	21
								262	A	Alabama St.	15	23
								262	A	Alabama St.	1	13
								262	H	Alabama St.	6	10
								262	H	Alabama St.	5	10
								267	A	Jackson St.	18	4
								267	A	Jackson St.	4	9
								267	A	Jackson St.	1	13
								269	A	Florida A&M	7	8
								269	A	Florida A&M	7	11
								269	A	Florida A&M	5	4
								269	A	Florida A&M	8	7
								284	H	Mississippi Val.	2	14
								284	H	Mississippi Val.	2	9
								284	H	Mississippi Val.	5	15
								292	A	Prairie View	12	1
								292	A	Prairie View	11	9
								292	A	Prairie View	6	12
								292	N	Prairie View	3	10
<hr/>												
Non-Div. I Games: Tougaloo			12	4	Tougaloo	6	4	Alcorn				

A  
l  
c  
o  
r  
n

A  
l  
c  
o  
r  
n

RPI	S	Opponent	Score	
293	N	Ark.-Pine Bluff	10	9
295	A	Alabama A&M	2	11
295	A	Alabama A&M	5	7
295	A	Alabama A&M	4	1
295	H	Alabama A&M	10	9
295	H	Alabama A&M	8	4

Alcorn

A  
l  
c  
o  
r  
n

A  
l  
c  
o  
r  
n

Average RPI Win: 268		WON-LOST RECORD		WINNING PCT. RANK		LAST 10 GAMES		STRENGTH OF SCHEDULE		OPP. STRENGTH OF SCHEDULE		TEAM RPI		ADJ RPI		CONF. RPI		ADJ CONF. RPI	
DIV. I ONLY		13-31-0		.29545 264		1-9-0		294		286		295		.36908 295		31		31	
DIV. I NON-CONF.		3-18-0		.14286 288		0-4-0		286		245		296		.36631 295		30		30	
TOTALS		RPI 1-25		RPI 26-50		W-L RECORDS		RPI 51-100		RPI 101-150		RPI 150+							
13-31-0		0-2-0		0-1-0		OVERALL		0-0-0		0-3-0		13-25-0							
7-15-0		0-0-0		0-0-0		HOME		0-0-0		0-0-0		7-15-0							
6-16-0		0-2-0		0-1-0		AWAY		0-0-0		0-3-0		6-10-0							
0-0-0		0-0-0		0-0-0		NEUTRAL		0-0-0		0-0-0		0-0-0							
3-18-0		0-2-0		0-1-0		NON-CONFERENCE		0-0-0		0-3-0		3-12-0							
0-7-0		0-0-0		0-0-0		HOME		0-0-0		0-0-0		0-7-0							
3-11-0		0-2-0		0-0-		AWAY		0-0-0		0-3-0		3-5-0							
0-0-0		0-0-0		0-0-0		NEUTRAL		0-0-0		0-0-0		0-0-0							
10-13-0		0-0-0		0-0-0		CONFERENCE		0-0-0		0-0-0		10-13-0							
7-8-0		0-0-0		0-0-0		HOME		0-0-0		0-0-0		7-8-0							
3-5-0		0-0-0		0-0-0		AWAY		0-0-0		0-0-0		3-5-0							
0-0-0		0-0-0		0-0-0		NEUTRAL		0-0-0		0-0-0		0-0-0							
RPI	S	Opponent		Score		RPI	S	Opponent		Score		RPI	S	Opponent		Score			
16	A	Auburn		2	10	26	A	Missouri		5	13			102	A	Morehead St.	5	11	
16	A	Auburn		1	10									102	A	Morehead St.	0	19	
														104	A	Samford	2	4	
														166	A	UAB	16	8	
														189	A	Mercer	7	8	
														189	A	Mercer	0	21	
														189	A	Mercer	1	10	
														213	A	UT Martin	3	8	
														213	H	UT Martin	3	12	
														243	H	Butler	1	6	
														256	A	Tennessee Tech	8	28	
														256	H	Tennessee Tech	2	23	
														262	A	Alabama St.	5	4	
														262	A	Alabama St.	1	11	
														262	A	Alabama St.	5	6	
														262	H	Alabama St.	8	12	
														262	H	Alabama St.	13	6	
														262	H	Alabama St.	2	4	
														264	A	Bethune-Cookman	7	4	
														264	A	Bethune-Cookman	8	2	
														267	A	Jackson St.	5	0	
														267	A	Jackson St.	5	4	
														267	A	Jackson St.	6	11	
														267	H	Jackson St.	6	11	
														267	H	Jackson St.	3	16	
														267	H	Jackson St.	5	12	
														284	H	Mississippi Val.	6	0	
LAST 10 GAMES						LAST 10 GAMES						LAST 10 GAMES							
						298	H	Purdue Fort Wayne		4	5	256	A	Tennessee Tech		8	28		
						104	A	Samford		2	4	267	H	Jackson St.		3	16		
						262	H	Alabama St.		8	12	267	H	Jackson St.		5	12		
						262	H	Alabama St.		13	6	267	H	Jackson St.		6	11		
						262	H	Alabama St.		2	4	102	A	Morehead St.		5	11		

Non-Div. I Games:

Alabama A&amp;M

RPI	S	Opponent	Score	
284	H	Mississippi Val.	6	2
284	H	Mississippi Val.	11	6
293	H	Ark.-Pine Bluff	6	2
293	H	Ark.-Pine Bluff	12	13
293	H	Ark.-Pine Bluff	3	7
294	A	Alcorn	4	8
294	A	Alcorn	9	10
294	H	Alcorn	7	5
294	H	Alcorn	1	4
294	H	Alcorn	11	2
298	H	Purdue Fort Wayne	5	6
298	H	Purdue Fort Wayne	8	9
298	H	Purdue Fort Wayne	2	10
298	H	Purdue Fort Wayne	4	5

Alabama A&M

A  
l  
a  
b  
a  
m  
a  
A  
&  
M

A  
l  
a  
b  
a  
m  
a  
A  
&  
M

Average RPI Win:	266	WON-LOST	WINNING	LAST 10	STRENGTH OF	OPP. STRENGTH	TEAM	ADJ	CONF.	ADJ CONF.			
Average RPI Loss:	240	RECORD	PCT. RANK	GAMES	SCHEDULE	OF SCHEDULE	RPI	RPI	RPI	RPI			
DIV. I ONLY		10-34-0	.22727	290	1-9-0	270	299	296	.36829	296	30	30	
DIV. I NON-CONF.		6-20-0	.23077	267	0-3-0	267	297	292	.37989	292	31	31	
<hr/>													
TOTALS	RPI 1-25	RPI 26-50		W-L RECORDS		RPI 51-100		RPI 101-150		RPI 150+			
10-34-0	0-0-0	0-0-0		OVERALL		0-0-0		0-0-0		10-34-0			
6-13-0	0-0-0	0-0-0		HOME		0-0-0		0-0-0		6-13-0			
4-19-0	0-0-0	0-0-0		AWAY		0-0-0		0-0-0		4-19-0			
0-2-0	0-0-0	0-0-0		NEUTRAL		0-0-0		0-0-0		0-2-0			
<hr/>													
6-20-0	0-0-0	0-0-0		NON-CONFERENCE		0-0-0		0-0-0		6-20-0			
3-7-0	0-0-0	0-0-0		HOME		0-0-0		0-0-0		3-7-0			
3-11-0	0-0-0	0-0-		AWAY		0-0-0		0-0-0		3-11-0			
0-2-0	0-0-0	0-0-0		NEUTRAL		0-0-0		0-0-0		0-2-0			
<hr/>													
4-14-0	0-0-0	0-0-0		CONFERENCE		0-0-0		0-0-0		4-14-0			
3-6-0	0-0-0	0-0-0		HOME		0-0-0		0-0-0		3-6-0			
1-8-0	0-0-0	0-0-0		AWAY		0-0-0		0-0-0		1-8-0			
0-0-0	0-0-0	0-0-0		NEUTRAL		0-0-0		0-0-0		0-0-0			
<hr/>													
RPI	S	Opponent	Score	RPI	S	Opponent	Score	RPI	S	Opponent	Score		
								159	A	Wofford	5	13	
								159	A	Wofford	0	9	
								184	H	Fordham	1	4	
								184	H	Fordham	6	4	
								184	H	Fordham	1	2	
								184	H	Fordham	2	7	
								185	A	Eastern Ky.	1	5	
								185	A	Eastern Ky.	1	16	
								185	N	Eastern Ky.	4	6	
								185	N	Eastern Ky.	8	27	
								223	A	UMBC	1	6	
								234	A	Delaware	2	8	
								244	A	Coppin St.	5	17	
								244	A	Coppin St.	2	9	
								244	A	Coppin St.	2	12	
								244	H	Coppin St.	1	8	
								244	H	Coppin St.	3	2	
								244	H	Coppin St.	4	5	
								246	H	Monmouth	0	3	
								246	H	Monmouth	3	11	
								247	H	Lehigh	1	13	
				LAST 10 GAMES				247	H	Lehigh	5	1	
				278	A	Delaware St.	5	11	244	H	Coppin St.	3	2
				278	A	Delaware St.	12	8	185	A	Eastern Ky.	1	16
				266	A	Norfolk St.	5	24	288	A	Longwood	1	6
				266	A	Norfolk St.	4	20	288	A	Longwood	3	4
				244	H	Coppin St.	4	5	288	A	Longwood	3	0
									266	A	Norfolk St.		

Non-Div. I Games:

UMES



RPI	S	Opponent	Score	
266	H	Norfolk St.	18	14
266	H	Norfolk St.	3	2
266	H	Norfolk St.	6	9
278	A	Delaware St.	5	15
278	A	Delaware St.	12	8
278	A	Delaware St.	5	11
278	H	Delaware St.	2	6
278	H	Delaware St.	2	9
278	H	Delaware St.	5	10
288	A	Longwood	1	6
288	A	Longwood	2	4
288	A	Longwood	3	4
288	A	Longwood	3	0
297	A	Mt. St. Mary's	4	3
297	A	Mt. St. Mary's	15	12
297	H	Mt. St. Mary's	7	6
297	H	Mt. St. Mary's	5	16

UMES

U  
M  
E  
S

U  
M  
E  
S

Tie, Loss, Non-Conf, S Site, H Home, A Away, N Neutral Page 442

RPI	S	Opponent	Score	
282	H	Bucknell	16	7
286	N	Villanova	19	16
291	A	Fairleigh Dickinson	7	14
291	A	Fairleigh Dickinson	8	14
291	A	Fairleigh Dickinson	10	11
291	H	Fairleigh Dickinson	11	3
291	H	Fairleigh Dickinson	9	12
291	H	Fairleigh Dickinson	15	7
296	A	UMES	16	5
296	A	UMES	6	7
296	H	UMES	12	15
296	H	UMES	3	4

Mt. St. Mary's

M  
t  
.  
S  
t  
.  
M  
a  
r  
y  
.  
s

M  
t  
.  
S  
t  
.  
M  
a  
r  
y  
.  
s

Average RPI Win:	295	WON-LOST RECORD	WINNING PCT. RANK	LAST 10 GAMES		STRENGTH OF SCHEDULE	OPP. STRENGTH OF SCHEDULE	TEAM RPI	ADJ RPI	CONF. RPI	ADJ CONF. RPI
Average RPI Loss:	221										
DIV. I ONLY		4-33-0	.10811 298	0-10-0		249	297	298	.36191 298	27	27
DIV. I NON-CONF.		4-15-0	.21053 277	0-3-0		269	298	288	.39379 288	29	29
TOTALS	RPI 1-25		RPI 26-50	W-L RECORDS		RPI 51-100			RPI 101-150		RPI 150+
4-33-0	0-0-0		0-0-0	OVERALL		0-0-0			0-2-0		4-31-0
0-11-0	0-0-0		0-0-0	HOME		0-0-0			0-0-0		0-11-0
4-22-0	0-0-0		0-0-0	AWAY		0-0-0			0-2-0		4-20-0
0-0-0	0-0-0		0-0-0	NEUTRAL		0-0-0			0-0-0		0-0-0
4-15-0	0-0-0		0-0-0	NON-CONFERENCE		0-0-0			0-2-0		4-13-0
0-2-0	0-0-0		0-0-0	HOME		0-0-0			0-0-0		0-2-0
4-13-0	0-0-0		0-0-	AWAY		0-0-0			0-2-0		4-11-0
0-0-0	0-0-0		0-0-0	NEUTRAL		0-0-0			0-0-0		0-0-0
0-18-0	0-0-0		0-0-0	CONFERENCE		0-0-0			0-0-0		0-18-0
0-9-0	0-0-0		0-0-0	HOME		0-0-0			0-0-0		0-9-0
0-9-0	0-0-0		0-0-0	AWAY		0-0-0			0-0-0		0-9-0
0-0-0	0-0-0		0-0-0	NEUTRAL		0-0-0			0-0-0		0-0-0
RPI S Opponent Score			RPI S Opponent Score			RPI S Opponent Score			RPI S Opponent Score		
									131 A Ball St.	11	12
									131 A Ball St.	6	11
									158 A Dayton	3	9
									187 A Purdue	2	11
									193 H South Dakota St.	2	12
									193 H South Dakota St.	4	5
									193 H South Dakota St.	0	8
									196 A Omaha	0	26
									196 A Omaha	4	11
									196 A Omaha	1	6
									196 H Omaha	2	4
									196 H Omaha	0	5
									196 H Omaha	2	13
									204 A Oral Roberts	4	20
									204 A Oral Roberts	5	7
									204 A Oral Roberts	3	13
									209 H Toledo	7	11
									242 H North Dakota St.	8	17
									242 H North Dakota St.	0	7
									242 H North Dakota St.	4	5
									243 A Butler	3	18
									243 A Butler	1	7
									243 A Butler	0	16
									259 A Western Ill.	4	14
									259 A Western Ill.	0	10
									259 A Western Ill.	2	4
									262 A Alabama St.	9	10

Non-Div. I Games:	Goshen	11	9
-------------------	--------	----	---

Purdue Fort Wayne

RPI	S	Opponent	Score	
262	A	Alabama St.	7	14
262	A	Alabama St.	1	7
271	A	Southeast Mo. St.	1	14
271	A	Southeast Mo. St.	4	12
271	A	Southeast Mo. St.	1	10
274	H	Bowling Green	4	10
295	A	Alabama A&M	6	5
295	A	Alabama A&M	9	8
295	A	Alabama A&M	10	2
295	A	Alabama A&M	5	4

Purdue Fort Wayne  
n  
e

P  
u  
r  
d  
u  
e  
F  
o  
r  
t  
W  
a  
y  
n  
e

Average RPI Win: 265		WON-LOST	WINNING	LAST 10	STRENGTH OF		OPP. STRENGTH	TEAM	ADJ	CONF.	ADJ CONF.
Average RPI Loss: 215		RECORD	PCT. RANK	GAMES	SCHEDULE		OF SCHEDULE	RPI	RPI	RPI	RPI
DIV. I ONLY		2-33-0	.05714	299	0-10-0		233	295	299	.34335	29
DIV. I NON-CONF.		0-20-0	0	297	0-4-0		206	294	299	.34422	27
TOTALS		RPI 1-25	RPI 26-50		W-L RECORDS		RPI 51-100		RPI 101-150		RPI 150+
2-33-0	0-0-0	0-0-0		OVERALL		0-1-0		0-2-0		2-30-0	
2-11-0	0-0-0	0-0-0		HOME		0-0-0		0-0-0		2-11-0	
0-17-0	0-0-0	0-0-0		AWAY		0-1-0		0-0-0		0-16-0	
0-5-0	0-0-0	0-0-0		NEUTRAL		0-0-0		0-2-0		0-3-0	
0-20-0	0-0-0	0-0-0		NON-CONFERENCE		0-1-0		0-2-0		0-17-0	
0-4-0	0-0-0	0-0-0		HOME		0-0-0		0-0-0		0-4-0	
0-11-0	0-0-0	0-0-0		AWAY		0-1-0		0-0-0		0-10-0	
0-5-0	0-0-0	0-0-0		NEUTRAL		0-0-0		0-2-0		0-3-0	
2-13-0	0-0-0	0-0-0		CONFERENCE		0-0-0		0-0-0		2-13-0	
2-7-0	0-0-0	0-0-0		HOME		0-0-0		0-0-0		2-7-0	
0-6-0	0-0-0	0-0-0		AWAY		0-0-0		0-0-0		0-6-0	
0-0-0	0-0-0	0-0-0		NEUTRAL		0-0-0		0-0-0		0-0-0	
RPI S	Opponent	Score	RPI S	Opponent	Score	RPI S	Opponent	Score	RPI S	Opponent	Score
						82 A	St. John's (NY)	5 7	132 N	Central Mich.	2 21
									132 N	Central Mich.	4 14
									165 H	Fairfield	1 17
									165 H	Fairfield	2 7
									165 H	Fairfield	2 8
									173 A	Canisius	3 6
									173 A	Canisius	5 7
									173 A	Canisius	5 10
									184 H	Fordham	5 8
									214 A	Quinnipiac	4 5
									214 A	Quinnipiac	0 2
									214 A	Quinnipiac	0 13
									216 N	Hofstra	9 14
									219 N	Pittsburgh	7 17
									222 H	NJIT	2 6
									230 A	Wagner	3 13
									230 H	Wagner	6 17
									238 H	Albany (NY)	7 9
									243 N	Butler	7 21
									246 H	Monmouth	1 27
									246 H	Monmouth	3 0
									246 H	Monmouth	4 18
									247 A	Lehigh	5 13
									248 A	Central Conn. St.	3 5
									248 A	Central Conn. St.	6 9
									248 A	Central Conn. St.	4 12
									252 A	La Salle	4 14
LAST 10 GAMES											
			165 H	Fairfield	2 7	216 N	Hofstra	9 14			
			222 H	NJIT	2 6	214 A	Quinnipiac	0 2			
			283 H	Rider	0 7	214 A	Quinnipiac	4 5			
			214 A	Quinnipiac	0 13	283 H	Rider	7 6			
			238 H	Albany (NY)	7 9	173 A	Canisius	3 6			

Non-Div. I Games:

Saint Peter's

Saint Peter's