

Average RPI Win:	68	WON-LOST RECORD	WINNING PCT. RANK	LAST 10 GAMES	STRENGTH OF SCHEDULE	OPP. STRENGTH OF SCHEDULE	TEAM RPI	ADJ RPI	CONF. RPI	ADJ CONF. RPI					
DIV. I ONLY		31-7-0	.81579	3	9-1-0	2	12	1	.65636	1	3	3			
DIV. I NON-CONF.		19-3-0	.86364	5	6-0-0	1	25	1	.66455	1	2	2			
<hr/>															
TOTALS	RPI 1-25	RPI 26-50		W-L RECORDS		RPI 51-100		RPI 101-150		RPI 150+					
31-7-0	10-3-0	3-1-0		OVERALL		13-2-0		2-1-0		3-0-0					
20-4-0	6-1-0	3-1-0		HOME		8-1-0		2-1-0		1-0-0					
10-3-0	4-2-0	0-0-0		AWAY		4-1-0		0-0-0		2-0-0					
1-0-0	0-0-0	0-0-0		NEUTRAL		1-0-0		0-0-0		0-0-0					
19-3-0	6-1-0	1-0-0		NON-CONFERENCE		7-1-0		2-1-0		3-0-0					
13-2-0	4-0-0	1-0-0		HOME		5-1-0		2-1-0		1-0-0					
6-1-0	2-1-0	0-0-		AWAY		2-0-0		0-0-0		2-0-0					
0-0-0	0-0-0	0-0-0		NEUTRAL		0-0-0		0-0-0		0-0-0					
12-4-0	4-2-0	2-1-0		CONFERENCE		6-1-0		0-0-0		0-0-0					
7-2-0	2-1-0	2-1-0		HOME		3-0-0		0-0-0		0-0-0					
4-2-0	2-1-0	0-0-0		AWAY		2-1-0		0-0-0		0-0-0					
1-0-0	0-0-0	0-0-0		NEUTRAL		1-0-0		0-0-0		0-0-0					
RPI	S	Opponent	Score	RPI	S	Opponent	Score	RPI	S	Opponent	Score				
6	H	Oregon St.	9 7	37	H	UC Irvine	9 3	58	H	Pepperdine	3 2	104	H	Sacramento St.	6 0
6	H	Oregon St.	3 7	46	H	California	1 4	60	H	Michigan	5 7	104	H	Sacramento St.	1 2
6	H	Oregon St.	8 0	46	H	California	6 1	66	A	Loyola Marymount	9 4	104	H	Sacramento St.	2 1
9	H	East Carolina	7 5	46	H	California	8 7	66	H	Loyola Marymount	5 0	182	A	CSUN	4 3
9	H	East Carolina	8 5					80	H	St. John's (NY)	3 2	182	H	CSUN	10 1
9	H	East Carolina	3 0					80	H	St. John's (NY)	9 0	216	A	Long Beach St.	2 0
10	A	Georgia Tech	6 0					80	H	St. John's (NY)	11 1				
10	A	Georgia Tech	3 4					87	A	Cal St. Fullerton	8 3				
10	A	Georgia Tech	8 2					92	A	Southern California	9 2				
11	A	Stanford	10 7					92	A	Southern California	7 1				
11	A	Stanford	11 5					92	A	Southern California	2 7				
11	A	Stanford	2 3					92	N	Southern California	7 5				
21	H	Oklahoma St.	6 3					94	H	Arizona	10 5				
								94	H	Arizona	3 1				
								94	H	Arizona	12 10				
<hr/>															
LAST 10 GAMES															
				9	H	East Carolina	3 0	9	H	East Carolina	8 5				
				87	A	Cal St. Fullerton	8 3	9	H	East Carolina	7 5				
				46	H	California	6 1	37	H	UC Irvine	9 3				
				46	H	California	1 4	11	A	Stanford	10 7				
				46	H	California	8 7	11	A	Stanford	11 5				

Non-Div. I Games:

UCLA

Average RPI Win: 84		WON-LOST	WINNING	LAST 10	STRENGTH OF	OPP. STRENGTH	TEAM	ADJ	CONF.	ADJ CONF.
Average RPI Loss: 33		RECORD	PCT. RANK	GAMES	SCHEDULE	OF SCHEDULE	RPI	RPI	RPI	RPI
DIV. I ONLY		31-9-0	.775	8	7-3-0	1	19	2	.64486	2
DIV. I NON-CONF.		19-3-0	.86364	5	2-0-0	28	149	3	.61652	3
TOTALS		RPI 1-25	RPI 26-50	W-L RECORDS	RPI 51-100	RPI 101-150	RPI 150+			
31-9-0	6-6-0		7-1-0	OVERALL	7-1-0	2-1-0	9-0-0			
21-4-0	4-2-0		7-1-0	HOME	2-0-0	2-1-0	6-0-0			
6-4-0	2-4-0		0-0-0	AWAY	3-0-0	0-0-0	1-0-0			
4-1-0	0-0-0		0-0-0	NEUTRAL	2-1-0	0-0-0	2-0-0			
19-3-0	0-0-0		4-1-0	NON-CONFERENCE	4-1-0	2-1-0	9-0-0			
14-2-0	0-0-0		4-1-0	HOME	2-0-0	2-1-0	6-0-0			
1-0-0	0-0-0		0-0-0	AWAY	0-0-0	0-0-0	1-0-0			
4-1-0	0-0-0		0-0-0	NEUTRAL	2-1-0	0-0-0	2-0-0			
12-6-0	6-6-0		3-0-0	CONFERENCE	3-0-0	0-0-0	0-0-0			
7-2-0	4-2-0		3-0-0	HOME	0-0-0	0-0-0	0-0-0			
5-4-0	2-4-0		0-0-0	AWAY	3-0-0	0-0-0	0-0-0			
0-0-0	0-0-0		0-0-0	NEUTRAL	0-0-0	0-0-0	0-0-0			
RPI S Opponent	Score	RPI S Opponent	Score	RPI S Opponent	Score	RPI S Opponent	Score			
3 H Arkansas	12 2	27 H Florida	5 0	53 A Alabama	13 5	110 H ETSU	12 4			
3 H Arkansas	3 2	27 H Florida	15 2	53 A Alabama	7 4	118 H Samford	11 6			
3 H Arkansas	12 14	27 H Florida	14 4	53 A Alabama	2 0	144 H Austin Peay	6 7			
4 A Georgia	3 8	30 H Illinois St.	9 1	58 H Pepperdine	6 3	154 H Dayton	11 3			
4 A Georgia	3 2	30 H Illinois St.	10 4	58 H Pepperdine	6 2	154 H Dayton	5 1			
4 A Georgia	1 3	30 H Illinois St.	3 7	75 N TCU	2 10	154 H Dayton	2 0			
7 H Tennessee	10 4	35 H Evansville	5 4	87 N Cal St. Fullerton	14 9	160 H Davidson	24 2			
7 H Tennessee	4 2	40 H Indiana St.	7 1	93 N Virginia	15 9	185 H Western Ky.	5 4			
7 H Tennessee	6 7					187 N Lipscomb	15 1			
13 A Texas A&M	7 8					190 N Belmont	3 0			
13 A Texas A&M	7 4					198 A Middle Tenn.	15 3			
13 A Texas A&M	0 7					271 H Southeast Mo. St.	11 3			
				LAST 10 GAMES						
				53 A Alabama	2 0	3 H Arkansas	12 2			
				53 A Alabama	13 5	3 H Arkansas	3 2			
				53 A Alabama	7 4	198 A Middle Tenn.	15 3			
				40 H Indiana St.	7 1	4 A Georgia	1 3			
				3 H Arkansas	12 14	4 A Georgia	3 8			

Non-Div. I Games:

Vanderbilt

Average RPI Win:		91	WON-LOST RECORD		WINNING PCT. RANK		LAST 10 GAMES		STRENGTH OF SCHEDULE		OPP. STRENGTH OF SCHEDULE		TEAM RPI	ADJ RPI		CONF. RPI	ADJ CONF. RPI		
DIV. I ONLY			31-10-0		.7561		11	8-2-0		11		11		3	.62508		3	1	1
DIV. I NON-CONF.			19-4-0		.82609		12	3-0-0		114		60		17	.5912		17	1	1
TOTALS		RPI 1-25		RPI 26-50		W-L RECORDS		RPI 51-100		RPI 101-150		RPI 150+							
31-10-0		9-3-0		4-4-0		OVERALL		4-3-0		9-0-0		5-0-0							
22-4-0		6-0-0		3-3-0		HOME		0-1-0		8-0-0		5-0-0							
9-6-0		3-3-0		1-1-0		AWAY		4-2-0		1-0-0		0-0-0							
0-0-0		0-0-0		0-0-0		NEUTRAL		0-0-0		0-0-0		0-0-0							
19-4-0		0-0-0		3-2-0		NON-CONFERENCE		2-2-0		9-0-0		5-0-0							
15-2-0		0-0-0		2-1-0		HOME		0-1-0		8-0-0		5-0-0							
4-2-0		0-0-0		1-0-		AWAY		2-1-0		1-0-0		0-0-0							
0-0-0		0-0-0		0-0-0		NEUTRAL		0-0-0		0-0-0		0-0-0							
12-6-0		9-3-0		1-2-0		CONFERENCE		2-1-0		0-0-0		0-0-0							
7-2-0		6-0-0		1-2-0		HOME		0-0-0		0-0-0		0-0-0							
5-4-0		3-3-0		0-0-0		AWAY		2-1-0		0-0-0		0-0-0							
0-0-0		0-0-0		0-0-0		NEUTRAL		0-0-0		0-0-0		0-0-0							
RPI	S	Opponent		Score		RPI	S	Opponent		Score		RPI	S	Opponent		Score			
2	A	Vanderbilt		2	12	28	H	Ole Miss		3	4	53	A	Alabama		12	3		
2	A	Vanderbilt		14	12	28	H	Ole Miss		5	10	53	A	Alabama		10	2		
2	A	Vanderbilt		2	3	28	H	Ole Miss		5	3	53	A	Alabama		0	10		
12	H	Mississippi St.		5	3	31	H	Louisiana Tech		7	12	92	A	Southern California		4	6		
12	H	Mississippi St.		12	5	31	H	Louisiana Tech		11	0	92	A	Southern California		8	6		
12	H	Mississippi St.		10	2	31	H	Louisiana Tech		4	2	92	A	Southern California		6	3		
15	A	Auburn		3	6	39	A	Texas		6	7	99	H	Little Rock		7	17		
15	A	Auburn		9	6	39	A	Texas		11	4								
15	A	Auburn		8	0														
25	H	Missouri		2	0														
25	H	Missouri		4	3														
25	H	Missouri		3	2														
						LAST 10 GAMES													
						15	A	Auburn		9	6	12	H	Mississippi St.		12	5		
						15	A	Auburn		3	6	12	H	Mississippi St.		5	3		
						102	H	Stony Brook		3	1	292	H	Ark.-Pine Bluff		16	4		
						119	H	Northwestern St.		19	2	2	A	Vanderbilt		14	12		
						12	H	Mississippi St.		10	2	2	A	Vanderbilt		2	12		

Non-Div. I Games:

Arkansas

Average RPI Win: 108		WON-LOST RECORD		WINNING PCT. RANK		LAST 10 GAMES		STRENGTH OF SCHEDULE		OPP. STRENGTH OF SCHEDULE		TEAM RPI		ADJ RPI		CONF. RPI		ADJ CONF. RPI	
DIV. I ONLY		33-9-0		.78571 5		7-3-0		24		7		4		.625 4		1		1	
DIV. I NON-CONF.		20-4-0		.83333 11		2-1-0		127		96		18		.59111 18		1		1	
TOTALS		RPI 1-25		RPI 26-50		W-L RECORDS		RPI 51-100		RPI 101-150		RPI 150+							
33-9-0		9-6-0		4-1-0		OVERALL		5-1-0		3-0-0		12-1-0							
22-3-0		8-2-0		1-0-0		HOME		0-0-0		3-0-0		10-1-0							
11-5-0		1-3-0		3-1-0		AWAY		5-1-0		0-0-0		2-0-0							
0-1-0		0-1-0		0-0-0		NEUTRAL		0-0-0		0-0-0		0-0-0							
20-4-0		1-2-0		2-0-0		NON-CONFERENCE		2-1-0		3-0-0		12-1-0							
15-1-0		1-0-0		1-0-0		HOME		0-0-0		3-0-0		10-1-0							
5-2-0		0-1-0		1-0-		AWAY		2-1-0		0-0-0		2-0-0							
0-1-0		0-1-0		0-0-0		NEUTRAL		0-0-0		0-0-0		0-0-0							
13-5-0		8-4-0		2-1-0		CONFERENCE		3-0-0		0-0-0		0-0-0							
7-2-0		7-2-0		0-0-0		HOME		0-0-0		0-0-0		0-0-0							
6-3-0		1-2-0		2-1-0		AWAY		3-0-0		0-0-0		0-0-0							
0-0-0		0-0-0		0-0-0		NEUTRAL		0-0-0		0-0-0		0-0-0							
RPI S	Opponent	Score		RPI S	Opponent	Score		RPI S	Opponent	Score		RPI S	Opponent	Score					
2 H	Vanderbilt	2	3	41 A	Clemson	5	3	56 A	Ga. Southern	7	10	143 H	Presbyterian	8	1				
2 H	Vanderbilt	3	1	41 H	Clemson	3	2	56 A	Ga. Southern	3	1	143 H	Presbyterian	7	6				
2 H	Vanderbilt	8	3	45 A	Kentucky	0	5	56 A	Ga. Southern	4	2	143 H	Presbyterian	17	0				
7 A	Tennessee	0	2	45 A	Kentucky	7	3	57 A	South Carolina	4	2	154 H	Dayton	5	1				
7 A	Tennessee	0	3	45 A	Kentucky	10	8	57 A	South Carolina	8	7	154 H	Dayton	10	7				
7 A	Tennessee	7	1					57 A	South Carolina	6	1	154 H	Dayton	13	1				
10 A	Georgia Tech	2	11									161 H	Jacksonville St.	5	1				
10 H	Georgia Tech	12	2									212 A	Kennesaw St.	7	6				
10 N	Georgia Tech	6	8									212 H	Kennesaw St.	11	1				
20 H	LSU	9	7									219 H	LIU Brooklyn	0	1				
20 H	LSU	0	1									224 A	Georgia St.	6	3				
20 H	LSU	2	0									224 H	Georgia St.	11	1				
25 H	Missouri	5	2									258 H	UMass Lowell	12	5				
25 H	Missouri	4	2									258 H	UMass Lowell	6	2				
25 H	Missouri	3	0									258 H	UMass Lowell	13	5				
												265 H	Alabama St.	11	3				
LAST 10 GAMES																			
212 A	Kennesaw St.	7	6	25 H	Missouri	3	0												
56 A	Ga. Southern	4	2	41 H	Clemson	3	2												
10 N	Georgia Tech	6	8	7 A	Tennessee	7	1												
25 H	Missouri	4	2	7 A	Tennessee	0	3												
25 H	Missouri	5	2	7 A	Tennessee	0	2												

Non-Div. I Games:

Georgia

Average RPI Win:	90	WON-LOST RECORD	WINNING PCT. RANK	LAST 10 GAMES	STRENGTH OF SCHEDULE	OPP. STRENGTH OF SCHEDULE	TEAM RPI	ADJ RPI	CONF. RPI	ADJ CONF. RPI		
DIV. I ONLY		32-9-0	.78049	7	9-1-0	15	14	5	.62283	5	4	4
DIV. I NON-CONF.		17-3-0	.85	10	3-0-0	76	65	10	.60407	10	4	4
<hr/>												
TOTALS	RPI 1-25	RPI 26-50		W-L RECORDS		RPI 51-100		RPI 101-150		RPI 150+		
32-9-0	4-5-0	11-2-0		OVERALL		6-2-0		5-0-0		6-0-0		
21-5-0	3-3-0	3-0-0		HOME		6-2-0		4-0-0		5-0-0		
10-2-0	0-0-0	8-2-0		AWAY		0-0-0		1-0-0		1-0-0		
1-2-0	1-2-0	0-0-0		NEUTRAL		0-0-0		0-0-0		0-0-0		
17-3-0	1-2-0	4-0-0		NON-CONFERENCE		1-1-0		5-0-0		6-0-0		
13-1-0	0-0-0	3-0-0		HOME		1-1-0		4-0-0		5-0-0		
3-0-0	0-0-0	1-0-		AWAY		0-0-0		1-0-0		1-0-0		
1-2-0	1-2-0	0-0-0		NEUTRAL		0-0-0		0-0-0		0-0-0		
15-6-0	3-3-0	7-2-0		CONFERENCE		5-1-0		0-0-0		0-0-0		
8-4-0	3-3-0	0-0-0		HOME		5-1-0		0-0-0		0-0-0		
7-2-0	0-0-0	7-2-0		AWAY		0-0-0		0-0-0		0-0-0		
0-0-0	0-0-0	0-0-0		NEUTRAL		0-0-0		0-0-0		0-0-0		
RPI S	Opponent	Score	RPI S	Opponent	Score	RPI S	Opponent	Score	RPI S	Opponent	Score	
10 H	Georgia Tech	0 4	26 A	NC State	14 10	59 H	Xavier	4 5	124 A	Cincinnati	12 0	
10 H	Georgia Tech	5 4	26 A	NC State	6 3	67 H	Wake Forest	5 4	133 H	Miami (OH)	6 1	
10 H	Georgia Tech	1 3	26 A	NC State	14 2	67 H	Wake Forest	6 1	147 H	James Madison	5 0	
14 H	Miami (FL)	7 5	28 H	Ole Miss	4 3	67 H	Wake Forest	10 7	147 H	James Madison	11 1	
14 H	Miami (FL)	9 6	28 H	Ole Miss	10 8	72 H	Boston College	4 6	147 H	James Madison	1 0	
14 H	Miami (FL)	11 16	41 A	Clemson	1 5	72 H	Boston College	4 0	178 A	Eastern Ky.	12 8	
24 N	UConn	3 8	41 A	Clemson	7 4	72 H	Boston College	11 4	178 H	Eastern Ky.	5 1	
24 N	UConn	12 2	41 A	Clemson	3 6	100 H	Morehead St.	10 9	213 H	Brown	13 2	
24 N	UConn	2 3	45 A	Kentucky	18 6				213 H	Brown	7 0	
			45 H	Kentucky	8 3				213 H	Brown	5 4	
			48 A	Duke	8 3				279 H	Northern Ky.	11 2	
			48 A	Duke	2 1							
			48 A	Duke	8 6							
LAST 10 GAMES												
			26 A	NC State	14 2	147 H	James Madison	1 0				
			26 A	NC State	14 10	213 H	Brown	5 4				
			67 H	Wake Forest	10 7	213 H	Brown	7 0				
			67 H	Wake Forest	6 1	178 H	Eastern Ky.	5 1				
			147 H	James Madison	11 1	124 A	Cincinnati	12 0				

Non-Div. I Games:

Louisville

Average RPI Win:	70	WON-LOST	WINNING	LAST 10	STRENGTH OF	OPP. STRENGTH	TEAM	ADJ	CONF.	ADJ CONF.		
Average RPI Loss:	55	RECORD	PCT. RANK	GAMES	SCHEDULE	OF SCHEDULE	RPI	RPI	RPI	RPI		
DIV. I ONLY		28-10-1	.73077	20	6-4-0	9	7	6	.62154	6	3	3
DIV. I NON-CONF.		13-5-1	.71053	47	0-2-0	18	15	11	.60399	11	2	2
<hr/>												
TOTALS	RPI 1-25	RPI 26-50		W-L RECORDS		RPI 51-100		RPI 101-150		RPI 150+		
28-10-1	4-3-0	9-3-0		OVERALL		10-1-1		3-3-0		2-0-0		
12-4-0	2-1-0	3-2-0		HOME		4-1-0		3-0-0		0-0-0		
6-5-0	1-2-0	2-1-0		AWAY		3-0-0		0-2-0		0-0-0		
10-1-1	1-0-0	4-0-0		NEUTRAL		3-0-1		0-1-0		2-0-0		
13-5-1	3-1-0	4-0-0		NON-CONFERENCE		4-1-1		0-3-0		2-0-0		
3-2-0	2-1-0	0-0-0		HOME		1-1-0		0-0-0		0-0-0		
0-2-0	0-0-0	0-0-		AWAY		0-0-0		0-2-0		0-0-0		
10-1-1	1-0-0	4-0-0		NEUTRAL		3-0-1		0-1-0		2-0-0		
15-5-0	1-2-0	5-3-0		CONFERENCE		6-0-0		3-0-0		0-0-0		
9-2-0	0-0-0	3-2-0		HOME		3-0-0		3-0-0		0-0-0		
6-3-0	1-2-0	2-1-0		AWAY		3-0-0		0-0-0		0-0-0		
0-0-0	0-0-0	0-0-0		NEUTRAL		0-0-0		0-0-0		0-0-0		
RPI	S	Opponent	Score	RPI	S	Opponent	Score	RPI	S	Opponent	Score	
1	A	UCLA	7 9	34	H	Oregon	7 6	51	N	Coastal Caro.	4 4	
1	A	UCLA	0 8	34	H	Oregon	8 12	63	H	San Diego St.	8 1	
1	A	UCLA	7 3	43	A	Arizona St.	4 3	63	H	San Diego St.	3 4	
18	H	West Virginia	9 2	43	A	Arizona St.	1 4	64	A	Washington	10 7	
18	H	West Virginia	4 2	43	A	Arizona St.	6 4	64	A	Washington	4 3	
18	H	West Virginia	0 2	44	N	Nebraska	17 1	64	A	Washington	1 0	
22	N	Indiana	8 3	44	N	Nebraska	8 3	65	N	Gonzaga	9 3	
				44	N	Nebraska	5 3	83	N	Minnesota	13 1	
				44	N	Nebraska	8 2	83	N	Minnesota	2 1	
				46	H	California	10 5	94	H	Arizona	15 3	
				46	H	California	3 2	94	H	Arizona	9 3	
				46	H	California	2 3	94	H	Arizona	8 4	
<hr/>												
LAST 10 GAMES												
				126	H	Utah	11 0	94	H	Arizona	8 4	
				105	A	Nevada	6 7	43	A	Arizona St.	4 3	
				105	A	Nevada	7 8	43	A	Arizona St.	6 4	
				94	H	Arizona	9 3	43	A	Arizona St.	1 4	
				94	H	Arizona	15 3	34	H	Oregon	8 12	

Non-Div. I Games:

Oregon St.

Average RPI Win:		105	WON-LOST RECORD		WINNING PCT. RANK		LAST 10 GAMES		STRENGTH OF SCHEDULE		OPP. STRENGTH OF SCHEDULE		TEAM RPI		ADJ RPI		CONF. RPI		ADJ CONF. RPI					
DIV. I ONLY			31-11-0		.7381		16		8-2-0		3		27		7		.61932		7		1		1	
DIV. I NON-CONF.			22-2-0		.91667		2		3-0-0		44		155		2		.62322		2		1		1	
TOTALS		RPI 1-25		RPI 26-50				W-L RECORDS				RPI 51-100				RPI 101-150				RPI 150+				
31-11-0		7-8-0		5-1-0				OVERALL				4-1-0				5-1-0				10-0-0				
22-6-0		6-3-0		2-1-0				HOME				4-1-0				1-1-0				9-0-0				
5-5-0		1-5-0		3-0-0				AWAY				0-0-0				1-0-0				0-0-0				
4-0-0		0-0-0		0-0-0				NEUTRAL				0-0-0				3-0-0				1-0-0				
22-2-0		3-0-0		2-1-0				NON-CONFERENCE				2-0-0				5-1-0				10-0-0				
17-2-0		3-0-0		2-1-0				HOME				2-0-0				1-1-0				9-0-0				
1-0-0		0-0-0		0-0-				AWAY				0-0-0				1-0-0				0-0-0				
4-0-0		0-0-0		0-0-0				NEUTRAL				0-0-0				3-0-0				1-0-0				
9-9-0		4-8-0		3-0-0				CONFERENCE				2-1-0				0-0-0				0-0-0				
5-4-0		3-3-0		0-0-0				HOME				2-1-0				0-0-0				0-0-0				
4-5-0		1-5-0		3-0-0				AWAY				0-0-0				0-0-0				0-0-0				
0-0-0		0-0-0		0-0-0				NEUTRAL				0-0-0				0-0-0				0-0-0				
RPI	S	Opponent		Score		RPI	S	Opponent		Score		RPI	S	Opponent		Score		RPI	S	Opponent		Score		
2	A	Vanderbilt		7	6	45	A	Kentucky		16	1	57	H	South Carolina		2	3	103	N	North Florida		10	2	
2	A	Vanderbilt		4	10	45	A	Kentucky		4	2	57	H	South Carolina		6	3	110	A	ETSU		5	1	
2	A	Vanderbilt		2	4	45	A	Kentucky		8	2	57	H	South Carolina		15	5	110	H	ETSU		5	6	
4	H	Georgia		3	0	47	H	Fresno St.		13	9	68	H	Liberty		7	1	117	N	Troy		11	2	
4	H	Georgia		1	7	47	H	Fresno St.		8	3	100	H	Morehead St.		3	1	141	H	Gardner-Webb		5	0	
4	H	Georgia		2	0	47	H	Fresno St.		7	10							146	N	La.-Monroe		7	2	
12	H	Mississippi St.		2	1													172	H	Appalachian St.		2	0	
12	H	Mississippi St.		5	7													172	H	Appalachian St.		6	0	
12	H	Mississippi St.		3	6													172	H	Appalachian St.		3	0	
15	A	Auburn		3	5													185	N	Western Ky.		6	3	
15	A	Auburn		0	2													187	H	Lipscomb		11	2	
15	A	Auburn		2	5													190	H	Belmont		6	2	
22	H	Indiana		5	1													198	H	Middle Tenn.		2	0	
22	H	Indiana		11	0													237	H	UNC Asheville		7	2	
22	H	Indiana		5	3													237	H	UNC Asheville		8	4	
																		279	H	Northern Ky.		18	0	
LAST 10 GAMES																								
						185	N	Western Ky.		6	3	100	H	Morehead St.		3	1							
						141	H	Gardner-Webb		5	0	4		H Georgia		1	7							
						45	A	Kentucky		8	2	4		H Georgia		3	0							
						45	A	Kentucky		16	1	4		H Georgia		2	0							
						45	A	Kentucky		4	2	187	H	Lipscomb		11	2							

Non-Div. I Games:

Tennessee

Average RPI Win:	119	WON-LOST RECORD	WINNING PCT. RANK	LAST 10 GAMES	STRENGTH OF SCHEDULE	OPP. STRENGTH OF SCHEDULE	TEAM RPI	ADJ RPI	CONF. RPI	ADJ CONF. RPI		
DIV. I ONLY		31-5-0	.86111	1	10-0-0	87	63	8	.61659	8	13	13
DIV. I NON-CONF.		23-4-0	.85185	9	4-0-0	105	30	7	.61187	7	12	12
<hr/>												
TOTALS	RPI 1-25	RPI 26-50		W-L RECORDS		RPI 51-100		RPI 101-150		RPI 150+		
31-5-0	0-0-0	3-0-0		OVERALL		11-3-0		10-2-0		7-0-0		
20-1-0	0-0-0	3-0-0		HOME		2-0-0		9-1-0		6-0-0		
11-4-0	0-0-0	0-0-0		AWAY		9-3-0		1-1-0		1-0-0		
0-0-0	0-0-0	0-0-0		NEUTRAL		0-0-0		0-0-0		0-0-0		
<hr/>												
23-4-0	0-0-0	0-0-0		NON-CONFERENCE		9-2-0		10-2-0		4-0-0		
14-1-0	0-0-0	0-0-0		HOME		2-0-0		9-1-0		3-0-0		
9-3-0	0-0-0	0-0-		AWAY		7-2-0		1-1-0		1-0-0		
0-0-0	0-0-0	0-0-0		NEUTRAL		0-0-0		0-0-0		0-0-0		
<hr/>												
8-1-0	0-0-0	3-0-0		CONFERENCE		2-1-0		0-0-0		3-0-0		
6-0-0	0-0-0	3-0-0		HOME		0-0-0		0-0-0		3-0-0		
2-1-0	0-0-0	0-0-0		AWAY		2-1-0		0-0-0		0-0-0		
0-0-0	0-0-0	0-0-0		NEUTRAL		0-0-0		0-0-0		0-0-0		
<hr/>												
RPI	S	Opponent	Score	RPI	S	Opponent	Score	RPI	S	Opponent	Score	
				37	H	UC Irvine	4 1	58	A	Pepperdine	8 2	
				37	H	UC Irvine	3 2	58	A	Pepperdine	5 3	
				37	H	UC Irvine	10 1	58	H	Pepperdine	3 2	
								66	A	Loyola Marymount	7 9	
								66	A	Loyola Marymount	7 2	
								74	A	Saint Mary's (CA)	6 7	
								87	A	Cal St. Fullerton	8 7	
								87	A	Cal St. Fullerton	7 6	
								87	A	Cal St. Fullerton	7 9	
								89	A	Tulane	8 7	
								89	A	Tulane	7 4	
								89	A	Tulane	16 6	
								92	A	Southern California	2 1	
								92	H	Southern California	10 4	
						</						

Non-Div. I Games:

UC Santa Barbara



Average RPI Win:		108	WON-LOST RECORD		WINNING PCT. RANK		LAST 10 GAMES		STRENGTH OF SCHEDULE		OPP. STRENGTH OF SCHEDULE		TEAM RPI		ADJ RPI		CONF. RPI		ADJ CONF. RPI	
DIV. I ONLY			30-10-0		.75 12		7-3-0		26		30		9		.61416 9		5		5	
DIV. I NON-CONF.			19-9-0		.67857 58		3-3-0		36		43		22		.58531 22		5		5	
TOTALS		RPI 1-25		RPI 26-50		W-L RECORDS		RPI 51-100		RPI 101-150		RPI 150+								
30-10-0		3-4-0		4-2-0		OVERALL		8-2-0		8-1-0		7-1-0								
19-3-0		3-0-0		1-0-0		HOME		4-1-0		5-1-0		6-1-0								
11-7-0		0-4-0		3-2-0		AWAY		4-1-0		3-0-0		1-0-0								
0-0-0		0-0-0		0-0-0		NEUTRAL		0-0-0		0-0-0		0-0-0								
19-9-0		0-4-0		2-1-0		NON-CONFERENCE		5-2-0		5-1-0		7-1-0								
13-3-0		0-0-0		1-0-0		HOME		1-1-0		5-1-0		6-1-0								
6-6-0		0-4-0		1-0-		AWAY		4-1-0		0-0-0		1-0-0								
0-0-0		0-0-0		0-0-0		NEUTRAL		0-0-0		0-0-0		0-0-0								
11-1-0		3-0-0		2-1-0		CONFERENCE		3-0-0		3-0-0		0-0-0								
6-0-0		3-0-0		0-0-0		HOME		3-0-0		0-0-0		0-0-0								
5-1-0		0-0-0		2-1-0		AWAY		0-0-0		3-0-0		0-0-0								
0-0-0		0-0-0		0-0-0		NEUTRAL		0-0-0		0-0-0		0-0-0								
RPI	S	Opponent		Score		RPI	S	Opponent		Score		RPI	S	Opponent		Score				
1	A	UCLA		0	3	28	A	Ole Miss		3	2	61	A	Campbell		6	7			
1	A	UCLA		5	7	38	A	Houston		3	1	76	H	UCF		7	4			
1	A	UCLA		5	8	38	A	Houston		0	2	76	H	UCF		13	8			
12	A	Mississippi St.		1	4	38	A	Houston		15	3	76	H	UCF		6	5			
24	H	UConn		9	7	48	A	Duke		2	7	79	A	Elon		9	4			
24	H	UConn		5	2	48	H	Duke		6	1	79	H	Elon		5	3			
24	H	UConn		5	1							84	A	Maryland		3	0			
												84	A	Maryland		9	0			
												84	A	Maryland		2	1			
												86	H	Wright St.		4	12			

Non-Div. I Games:

East Carolina

Average RPI Win: 83		WON-LOST RECORD		WINNING PCT. RANK		LAST 10 GAMES		STRENGTH OF SCHEDULE		OPP. STRENGTH OF SCHEDULE		TEAM RPI		ADJ RPI		CONF. RPI		ADJ CONF. RPI	
DIV. I ONLY		28-13-0		.68293 32		7-3-0		5		1		10		.61347 10		4		4	
DIV. I NON-CONF.		15-5-0		.75 29		2-1-0		8		3		4		.61334 4		4		4	
TOTALS		RPI 1-25		RPI 26-50		W-L RECORDS		RPI 51-100		RPI 101-150		RPI 150+							
28-13-0		11-7-0		2-1-0		OVERALL		7-3-0		2-1-0		6-1-0							
16-7-0		6-3-0		0-0-0		HOME		5-2-0		2-1-0		3-1-0							
11-6-0		4-4-0		2-1-0		AWAY		2-1-0		0-0-0		3-0-0							
1-0-0		1-0-0		0-0-0		NEUTRAL		0-0-0		0-0-0		0-0-0							
15-5-0		6-3-0		0-0-0		NON-CONFERENCE		3-1-0		0-0-0		6-1-0							
10-4-0		4-2-0		0-0-0		HOME		3-1-0		0-0-0		3-1-0							
4-1-0		1-1-0		0-0-		AWAY		0-0-0		0-0-0		3-0-0							
1-0-0		1-0-0		0-0-0		NEUTRAL		0-0-0		0-0-0		0-0-0							
13-8-0		5-4-0		2-1-0		CONFERENCE		4-2-0		2-1-0		0-0-0							
6-3-0		2-1-0		0-0-0		HOME		2-1-0		2-1-0		0-0-0							
7-5-0		3-3-0		2-1-0		AWAY		2-1-0		0-0-0		0-0-0							
0-0-0		0-0-0		0-0-0		NEUTRAL		0-0-0		0-0-0		0-0-0							
RPI	S	Opponent		Score		RPI	S	Opponent		Score		RPI	S	Opponent		Score			
1	H	UCLA		4 3		49	A	Virginia Tech		2 3		56	H	Ga. Southern		7 6			
1	H	UCLA		2 8		49	A	Virginia Tech		7 5		72	A	Boston College		9 1			
1	H	UCLA		0 6		49	A	Virginia Tech		4 3		72	A	Boston College		2 9			
4	A	Georgia		2 12								72	A	Boston College		7 0			
4	H	Georgia		11 2								93	H	Virginia		8 9			
4	N	Georgia		8 6								93	H	Virginia		6 5			
5	A	Louisville		4 0								93	H	Virginia		7 3			
5	A	Louisville		4 5								96	H	Northwestern		12 1			
5	A	Louisville		3 1								96	H	Northwestern		9 2			
14	A	Miami (FL)		5 6								96	H	Northwestern		1 5			
14	A	Miami (FL)		6 9															
14	A	Miami (FL)		5 4															
15	A	Auburn		9 3															
15	H	Auburn		11 6															
18	H	West Virginia		5 4															
19	H	North Carolina		10 5															
19	H	North Carolina		4 11															
19	H	North Carolina		11 10															
LAST 10 GAMES																			
						49	A	Virginia Tech		7 5		72	A	Boston College		7 0			
						4	N	Georgia		8 6		72	A	Boston College		9 1			
						49	A	Virginia Tech		4 3		72	A	Boston College		2 9			
						49	A	Virginia Tech		2 3		4	A	Georgia		2 12			
						15	H	Auburn		11 6		19	H	North Carolina		10 5			

Non-Div. I Games:

Georgia Tech

Average RPI Win: 90		WON-LOST	WINNING	LAST 10	STRENGTH OF		OPP. STRENGTH	TEAM	ADJ	CONF.	ADJ CONF.
Average RPI Loss: 77		RECORD	PCT. RANK	GAMES	SCHEDULE		OF SCHEDULE	RPI	RPI	RPI	RPI
DIV. I ONLY		29-6-0	.82857	2	75		2	11	.60711	11	3
DIV. I NON-CONF.		16-4-0	.8	15	67		14	14	.59757	14	2
TOTALS		RPI 1-25	RPI 26-50		W-L RECORDS		RPI 51-100		RPI 101-150		RPI 150+
29-6-0		1-2-0	7-1-0		OVERALL		10-1-0		8-1-0		3-1-0
16-5-0		1-2-0	4-1-0		HOME		5-0-0		6-1-0		0-1-0
10-1-0		0-0-0	3-0-0		AWAY		3-1-0		1-0-0		3-0-0
3-0-0		0-0-0	0-0-0		NEUTRAL		2-0-0		1-0-0		0-0-0
16-4-0		0-0-0	4-1-0		NON-CONFERENCE		7-1-0		5-1-0		0-1-0
9-3-0		0-0-0	4-1-0		HOME		2-0-0		3-1-0		0-1-0
4-1-0		0-0-0	0-0-		AWAY		3-1-0		1-0-0		0-0-0
3-0-0		0-0-0	0-0-0		NEUTRAL		2-0-0		1-0-0		0-0-0
13-2-0		1-2-0	3-0-0		CONFERENCE		3-0-0		3-0-0		3-0-0
7-2-0		1-2-0	0-0-0		HOME		3-0-0		3-0-0		0-0-0
6-0-0		0-0-0	3-0-0		AWAY		0-0-0		0-0-0		3-0-0
0-0-0		0-0-0	0-0-0		NEUTRAL		0-0-0		0-0-0		0-0-0
RPI S	Opponent	Score	RPI S	Opponent	Score	RPI S	Opponent	Score	RPI S	Opponent	Score
1 H	UCLA	3 2	34 A	Oregon	5 4	58 N	Pepperdine	6 1	106 H	UNLV	6 5
1 H	UCLA	7 10	34 A	Oregon	20 5	64 H	Washington	8 2	106 H	UNLV	3 2
1 H	UCLA	5 11	34 A	Oregon	10 0	64 H	Washington	3 2	106 H	UNLV	1 2
			39 H	Texas	4 2	64 H	Washington	6 1	126 H	Utah	7 6
			39 H	Texas	8 1	65 H	Gonzaga	11 10	126 H	Utah	7 3
			39 H	Texas	0 4	85 N	Wichita St.	5 4	126 H	Utah	7 4
			39 H	Texas	9 0	87 A	Cal St. Fullerton	4 3	127 A	Grand Canyon	14 4
			47 H	Fresno St.	2 0	87 A	Cal St. Fullerton	8 1	130 N	Ball St.	2 1
						87 A	Cal St. Fullerton	5 6	142 H	San Jose St.	15 7
						95 A	San Francisco	11 1	201 A	Washington St.	7 1
						95 H	San Francisco	8 3	201 A	Washington St.	8 5
									201 A	Washington St.	14 2
									226 H	UC Davis	6 8
LAST 10 GAMES											
			142 H	San Jose St.	15 7	226 H	UC Davis	6 8			
			65 H	Gonzaga	11 10	64 H	Washington	6 1			
			34 A	Oregon	10 0	64 H	Washington	3 2			
			34 A	Oregon	20 5	64 H	Washington	8 2			
			34 A	Oregon	5 4	95 A	San Francisco	11 1			

Non-Div. I Games:

Stanford

Average RPI Win: 122		WON-LOST	WINNING	LAST 10	STRENGTH OF		OPP. STRENGTH	TEAM	ADJ	CONF.	ADJ CONF.
Average RPI Loss: 17		RECORD	PCT. RANK	GAMES	SCHEDULE		OF SCHEDULE	RPI	RPI	RPI	RPI
DIV. I ONLY		33-9-0	.78571	5	7-3-0		46	16	12	.60495	12
DIV. I NON-CONF.		22-1-0	.95652	1	2-0-0		233	138	21	.58647	21
TOTALS		RPI 1-25	RPI 26-50		W-L RECORDS		RPI 51-100		RPI 101-150		RPI 150+
33-9-0		7-7-0	3-1-0		OVERALL		8-1-0		3-0-0		12-0-0
25-4-0		4-3-0	0-0-0		HOME		7-1-0		2-0-0		12-0-0
5-5-0		2-4-0	2-1-0		AWAY		0-0-0		1-0-0		0-0-0
3-0-0		1-0-0	1-0-0		NEUTRAL		1-0-0		0-0-0		0-0-0
22-1-0		2-0-0	0-0-0		NON-CONFERENCE		5-1-0		3-0-0		12-0-0
19-1-0		1-0-0	0-0-0		HOME		4-1-0		2-0-0		12-0-0
1-0-0		0-0-0	0-0-		AWAY		0-0-0		1-0-0		0-0-0
2-0-0		1-0-0	0-0-0		NEUTRAL		1-0-0		0-0-0		0-0-0
11-8-0		5-7-0	3-1-0		CONFERENCE		3-0-0		0-0-0		0-0-0
6-3-0		3-3-0	0-0-0		HOME		3-0-0		0-0-0		0-0-0
4-5-0		2-4-0	2-1-0		AWAY		0-0-0		0-0-0		0-0-0
1-0-0		0-0-0	1-0-0		NEUTRAL		0-0-0		0-0-0		0-0-0
RPI S	Opponent	Score	RPI S	Opponent	Score	RPI S	Opponent	Score	RPI S	Opponent	Score
3 A	Arkansas	2 10	27 A	Florida	6 5	53 H	Alabama	9 1	101 H	South Alabama	7 5
3 A	Arkansas	5 12	27 A	Florida	10 5	53 H	Alabama	13 3	118 A	Samford	6 4
3 A	Arkansas	3 5	27 A	Florida	2 4	53 H	Alabama	6 0	146 H	La.-Monroe	21 8
7 A	Tennessee	1 2	28 N	Ole Miss	8 1	54 H	Southern Miss.	0 1	165 H	UAB	3 2
7 A	Tennessee	6 3				54 H	Southern Miss.	8 1	209 H	Maine	5 1
7 A	Tennessee	7 5				54 H	Southern Miss.	4 3	209 H	Maine	9 8
9 H	East Carolina	4 1				77 N	Sam Houston St.	5 4	209 H	Maine	9 2
15 H	Auburn	15 2				82 H	Southeastern La.	12 0	239 H	Texas Southern	5 1
15 H	Auburn	5 6				99 H	Little Rock	15 4	253 H	Grambling	18 1
15 H	Auburn	20 15							268 H	Jackson St.	17 4
17 N	Texas Tech	4 2							281 H	Youngstown St.	14 3
20 H	LSU	6 5							281 H	Youngstown St.	8 0
20 H	LSU	5 10							281 H	Youngstown St.	14 2
20 H	LSU	2 11							284 H	Mississippi Val.	18 5
									292 H	Ark.-Pine Bluff	14 1
LAST 10 GAMES											
20 H	LSU	6 5	3 A	Arkansas	2 10						
209 H	Maine	9 2	3 A	Arkansas	5 12						
281 H	Youngstown St.	14 2	3 A	Arkansas	3 5						
281 H	Youngstown St.	8 0	239 H	Texas Southern	5 1						
28 N	Ole Miss	8 1	53 H	Alabama	13 3						

Non-Div. I Games:

Mississippi St.

Average RPI Win:	99	WON-LOST RECORD	WINNING PCT. RANK	LAST 10 GAMES	STRENGTH OF SCHEDULE	OPP. STRENGTH OF SCHEDULE	TEAM RPI	ADJ RPI	CONF. RPI	ADJ CONF. RPI					
DIV. I ONLY		30-12-1	.7093	25	5-5-0	14	26	13	.60274	13	1	1			
DIV. I NON-CONF.		19-6-0	.76	25	1-2-0	50	158	35	.57702	35	1	1			
<hr/>															
TOTALS	RPI 1-25	RPI 26-50		W-L RECORDS		RPI 51-100		RPI 101-150		RPI 150+					
30-12-1	6-5-1	6-3-0		OVERALL		6-3-0		2-0-0		10-1-0					
20-7-1	5-3-1	0-1-0		HOME		3-2-0		2-0-0		10-1-0					
7-5-0	1-2-0	4-2-0		AWAY		2-1-0		0-0-0		0-0-0					
3-0-0	0-0-0	2-0-0		NEUTRAL		1-0-0		0-0-0		0-0-0					
19-6-0	0-0-0	3-3-0		NON-CONFERENCE		4-2-0		2-0-0		10-1-0					
15-4-0	0-0-0	0-1-0		HOME		3-2-0		2-0-0		10-1-0					
1-2-0	0-0-0	1-0-		AWAY		0-0-0		0-0-0		0-0-0					
3-0-0	0-0-0	2-0-0		NEUTRAL		1-0-0		0-0-0		0-0-0					
11-6-1	6-5-1	3-0-0		CONFERENCE		2-1-0		0-0-0		0-0-0					
5-3-1	5-3-1	0-0-0		HOME		0-0-0		0-0-0		0-0-0					
6-3-0	1-2-0	3-0-0		AWAY		2-1-0		0-0-0		0-0-0					
0-0-0	0-0-0	0-0-0		NEUTRAL		0-0-0		0-0-0		0-0-0					
RPI	S	Opponent	Score	RPI	S	Opponent	Score	RPI	S	Opponent	Score				
2	H	Vanderbilt	8 7	29	A	DBU	4 5	55	H	UT Arlington	10 5	137	H	Rice	8 3
2	H	Vanderbilt	4 7	32	H	Texas St.	3 5	57	A	South Carolina	8 2	145	H	SFA	5 3
2	H	Vanderbilt	7 0	33	N	Baylor	5 2	57	A	South Carolina	6 3	155	H	A&M-Corpus Christi	12 2
15	H	Auburn	4 0	38	A	Houston	1 4	57	A	South Carolina	2 3	177	H	Abilene Christian	9 3
15	H	Auburn	0 7	38	N	Houston	3 2	65	H	Gonzaga	14 2	180	H	Fordham	3 1
15	H	Auburn	4 1	39	A	Texas	9 6	65	H	Gonzaga	4 6	180	H	Fordham	4 0
20	A	LSU	3 9	45	A	Kentucky	17 5	65	H	Gonzaga	3 1	180	H	Fordham	19 6
20	A	LSU	1 2	45	A	Kentucky	5 3	75	N	TCU	1 0	200	H	Lamar University	10 7
20	A	LSU	6 4	45	A	Kentucky	9 3	88	H	Incarinate Word	5 6	207	H	Houston Baptist	12 5
25	H	Missouri	2 3									215	H	UIC	2 7
25	H	Missouri	7 3									215	H	UIC	3 1
25	H	Missouri	2 2									215	H	UIC	4 0
												293	H	Prairie View	9 1
				LAST 10 GAMES											
20	A	LSU	3 9	57	A	South Carolina	8 2								
20	A	LSU	6 4	38	A	Houston	1 4								
55	H	UT Arlington	10 5	15	H	Auburn	4 1								
57	A	South Carolina	6 3	15	H	Auburn	0 7								
57	A	South Carolina	2 3	15	H	Auburn	4 0								

Non-Div. I Games:

Texas A&amp;M



Average RPI Win:	101	WON-LOST	WINNING	LAST 10	STRENGTH OF	OPP. STRENGTH	TEAM	ADJ	CONF.	ADJ CONF.		
Average RPI Loss:	36	RECORD	PCT. RANK	GAMES	SCHEDULE	OF SCHEDULE	RPI	RPI	RPI	RPI		
DIV. I ONLY		27-14-0	.65854	46	4-6-0	7	9	15	.60097	15	1	1
DIV. I NON-CONF.		17-5-0	.77273	22	1-2-0	132	64	43	.5715	43	1	1
<hr/>												
TOTALS	RPI 1-25	RPI 26-50		W-L RECORDS		RPI 51-100		RPI 101-150		RPI 150+		
27-14-0	6-8-0	2-1-0		OVERALL		6-4-0		7-0-0		6-1-0		
18-6-0	4-3-0	2-1-0		HOME		2-1-0		6-0-0		4-1-0		
9-7-0	2-5-0	0-0-0		AWAY		4-2-0		1-0-0		2-0-0		
0-1-0	0-0-0	0-0-0		NEUTRAL		0-1-0		0-0-0		0-0-0		
17-5-0	0-2-0	0-0-0		NON-CONFERENCE		4-2-0		7-0-0		6-1-0		
12-3-0	0-1-0	0-0-0		HOME		2-1-0		6-0-0		4-1-0		
5-2-0	0-1-0	0-0-		AWAY		2-1-0		1-0-0		2-0-0		
0-0-0	0-0-0	0-0-0		NEUTRAL		0-0-0		0-0-0		0-0-0		
10-9-0	6-6-0	2-1-0		CONFERENCE		2-2-0		0-0-0		0-0-0		
6-3-0	4-2-0	2-1-0		HOME		0-0-0		0-0-0		0-0-0		
4-5-0	2-4-0	0-0-0		AWAY		2-1-0		0-0-0		0-0-0		
0-1-0	0-0-0	0-0-0		NEUTRAL		0-1-0		0-0-0		0-0-0		
RPI S	Opponent	Score	RPI S	Opponent	Score	RPI S	Opponent	Score	RPI S	Opponent	Score	
3 H	Arkansas	6 3	28 H	Ole Miss	7 4	53 N	Alabama	3 6	101 A	South Alabama	6 2	
3 H	Arkansas	0 8	28 H	Ole Miss	6 5	56 H	Ga. Southern	4 3	124 H	Cincinnati	5 0	
3 H	Arkansas	6 9	28 H	Ole Miss	3 5	56 H	Ga. Southern	11 2	124 H	Cincinnati	9 5	
7 H	Tennessee	2 0				56 H	Ga. Southern	5 7	124 H	Cincinnati	5 0	
7 H	Tennessee	5 2				57 A	South Carolina	0 4	139 H	UTSA	8 3	
7 H	Tennessee	5 3				57 A	South Carolina	4 2	139 H	UTSA	5 0	
10 A	Georgia Tech	6 11				57 A	South Carolina	7 5	139 H	UTSA	6 0	
10 H	Georgia Tech	3 9				76 A	UCF	13 9	161 A	Jacksonville St.	14 2	
12 A	Mississippi St.	2 15				76 A	UCF	4 1	161 H	Jacksonville St.	6 11	
12 A	Mississippi St.	6 5				76 A	UCF	1 6	165 A	UAB	13 5	
12 A	Mississippi St.	15 20							218 H	UT Martin	15 9	
13 A	Texas A&M	0 4							218 H	UT Martin	2 0	
13 A	Texas A&M	7 0							296 H	Alabama A&M	10 1	
13 A	Texas A&M	1 4							296 H	Alabama A&M	10 2	
<hr/>												
LAST 10 GAMES												
3 H	Arkansas	6 9	28 H	Ole Miss	7 4							
3 H	Arkansas	6 3	10 A	Georgia Tech	6 11							
161 A	Jacksonville St.	14 2	13 A	Texas A&M	1 4							
28 H	Ole Miss	6 5	13 A	Texas A&M	7 0							
28 H	Ole Miss	3 5	13 A	Texas A&M	0 4							

Non-Div. I Games:

Auburn

Average RPI Win:	110	WON-LOST	WINNING	LAST 10	STRENGTH OF	OPP. STRENGTH	TEAM	ADJ	CONF.	ADJ CONF.	
Average RPI Loss:	79	RECORD	PCT. RANK	GAMES	SCHEDULE	OF SCHEDULE	RPI	RPI	RPI	RPI	
DIV. I ONLY	23-8-0	.74194	15	8-2-0	67	65	16	.60074	16	14	14
DIV. I NON-CONF.	18-7-0	.72	40	3-1-0	55	2	9	.60434	9	14	14
<hr/>											
TOTALS	RPI 1-25	RPI 26-50		W-L RECORDS		RPI 51-100		RPI 101-150		RPI 150+	
23-8-0	0-0-0	7-4-0		OVERALL		8-3-0		1-0-0		7-1-0	
6-2-0	0-0-0	4-1-0		HOME		2-1-0		0-0-0		0-0-0	
16-5-0	0-0-0	2-2-0		AWAY		6-2-0		1-0-0		7-1-0	
1-1-0	0-0-0	1-1-0		NEUTRAL		0-0-0		0-0-0		0-0-0	
<hr/>											
18-7-0	0-0-0	7-4-0		NON-CONFERENCE		8-3-0		1-0-0		2-0-0	
6-2-0	0-0-0	4-1-0		HOME		2-1-0		0-0-0		0-0-0	
11-4-0	0-0-0	2-0-		AWAY		6-2-0		1-0-0		2-0-0	
1-1-0	0-0-0	1-1-0		NEUTRAL		0-0-0		0-0-0		0-0-0	
<hr/>											
5-1-0	0-0-0	0-0-0		CONFERENCE		0-0-0		0-0-0		5-1-0	
0-0-0	0-0-0	0-0-0		HOME		0-0-0		0-0-0		0-0-0	
5-1-0	0-0-0	0-0-0		AWAY		0-0-0		0-0-0		5-1-0	
0-0-0	0-0-0	0-0-0		NEUTRAL		0-0-0		0-0-0		0-0-0	
<hr/>											
RPI S	Opponent	Score	RPI S	Opponent	Score	RPI S	Opponent	Score	RPI S	Opponent	Score
			30 H	Illinois St.	17 3	70 H	Kansas St.	2 9	123 A	McNeese	11 7
			30 H	Illinois St.	8 7	70 H	Kansas St.	4 0	192 A	Saint Louis	12 11
			30 H	Illinois St.	7 3	70 H	Kansas St.	11 1	192 A	Saint Louis	9 4
			32 N	Texas St.	9 12	84 A	Maryland	3 2	199 A	Seton Hall	5 1
			32 N	Texas St.	6 5	84 A	Maryland	8 6	199 A	Seton Hall	3 1
			35 A	Evansville	0 11	84 A	Maryland	5 3	199 A	Seton Hall	11 1
			35 A	Evansville	1 7	85 A	Wichita St.	3 4	246 A	Butler	7 5
			35 A	Evansville	10 4	85 A	Wichita St.	5 7	246 A	Butler	0 5
			44 A	Nebraska	10 2	99 A	Little Rock	13 8	246 A	Butler	8 7
			44 H	Nebraska	2 1	99 A	Little Rock	10 8			
			44 H	Nebraska	3 6	99 A	Little Rock	12 10			
<hr/>											
LAST 10 GAMES											
			246 A	Butler	0 5	199 A	Seton Hall	3 1			
			246 A	Butler	7 5	199 A	Seton Hall	11 1			
			30 H	Illinois St.	8 7	199 A	Seton Hall	5 1			
			30 H	Illinois St.	7 3	246 A	Butler	8 7			
			44 H	Nebraska	2 1	44 A	Nebraska	10 2			

Non-Div. I Games:

Creighton



Average RPI Win: 81		WON-LOST RECORD		WINNING PCT. RANK		LAST 10 GAMES		STRENGTH OF SCHEDULE		OPP. STRENGTH OF SCHEDULE		TEAM RPI		ADJ RPI		CONF. RPI		ADJ CONF. RPI					
DIV. I ONLY		26-13-0		.66667		40		5-5-0		16		22		17		.59739		17		2		2	
DIV. I NON-CONF.		18-6-0		.75		29		2-1-0		9		39		6		.61202		6		3		3	
TOTALS		RPI 1-25		RPI 26-50		W-L RECORDS		RPI 51-100		RPI 101-150		RPI 150+											
26-13-0		1-3-0		8-6-0		OVERALL		12-2-0		2-0-0		3-2-0											
18-4-0		0-0-0		7-2-0		HOME		8-1-0		1-0-0		2-1-0											
7-7-0		1-2-0		1-3-0		AWAY		4-1-0		0-0-0		1-1-0											
1-2-0		0-1-0		0-1-0		NEUTRAL		0-0-0		1-0-0		0-0-0											
18-6-0		0-1-0		5-3-0		NON-CONFERENCE		8-0-0		2-0-0		3-2-0											
14-2-0		0-0-0		5-1-0		HOME		6-0-0		1-0-0		2-1-0											
3-2-0		0-0-0		0-0-		AWAY		2-0-0		0-0-0		1-1-0											
1-2-0		0-1-0		0-1-0		NEUTRAL		0-0-0		1-0-0		0-0-0											
8-7-0		1-2-0		3-3-0		CONFERENCE		4-2-0		0-0-0		0-0-0											
4-2-0		0-0-0		2-1-0		HOME		2-1-0		0-0-0		0-0-0											
4-5-0		1-2-0		1-2-0		AWAY		2-1-0		0-0-0		0-0-0											
0-0-0		0-0-0		0-0-0		NEUTRAL		0-0-0		0-0-0		0-0-0											
RPI	S	Opponent		Score		RPI	S	Opponent		Score		RPI	S	Opponent		Score		RPI	S	Opponent		Score	
12	N	Mississippi St.		2	4	33	H	Baylor		10	11	60	H	Michigan		10	3	150	H	New Mexico St.		7	0
18	A	West Virginia		3	4	33	H	Baylor		13	3	60	H	Michigan		8	5	150	N	New Mexico St.		10	5
18	A	West Virginia		3	0	33	H	Baylor		3	2	60	H	Michigan		11	2	183	A	New Mexico		15	6
18	A	West Virginia		0	2	34	H	Oregon		6	4	63	A	San Diego St.		12	9	183	A	New Mexico		9	12
						34	H	Oregon		12	11	63	A	San Diego St.		5	1	183	H	New Mexico		6	4
						34	H	Oregon		4	9	70	A	Kansas St.		4	5	220	H	Stetson		5	7
						39	A	Texas		3	4	70	A	Kansas St.		11	4	220	H	Stetson		5	4
						39	A	Texas		3	0	70	A	Kansas St.		4	3						
						39	A	Texas		3	4	85	H	Wichita St.		15	4						
						44	N	Nebraska		1	2	85	H	Wichita St.		15	10						
						45	H	Kentucky		10	7	85	H	Wichita St.		12	2						
						45	H	Kentucky		7	4	91	H	Kansas		5	4						
						45	H	Kentucky		19	4	91	H	Kansas		19	4						
						48	A	Duke		6	13	91	H	Kansas		9	13						
LAST 10 GAMES																							
						70	A	Kansas St.		4	3	33	H	Baylor		10	11						
						70	A	Kansas St.		11	4	48	A	Duke		6	13						
						183	H	New Mexico		6	4	18	A	West Virginia		3	0						
						33	H	Baylor		13	3	18	A	West Virginia		3	4						
						33	H	Baylor		3	2	18	A	West Virginia		0	2						

Non-Div. I Games:

Texas Tech

Average RPI Win:	111	WON-LOST RECORD	WINNING PCT. RANK	LAST 10 GAMES	STRENGTH OF SCHEDULE	OPP. STRENGTH OF SCHEDULE	TEAM RPI	ADJ RPI	CONF. RPI	ADJ CONF. RPI		
DIV. I ONLY		24-14-0	.63158	62	7-3-0	21	41	18	.59428	18	2	2
DIV. I NON-CONF.		16-7-0	.69565	52	1-0-0	78	77	16	.59394	16	3	3
<hr/>												
TOTALS	RPI 1-25	RPI 26-50		W-L RECORDS		RPI 51-100		RPI 101-150		RPI 150+		
24-14-0	5-5-0	2-4-0		OVERALL		6-3-0		2-1-0		9-1-0		
13-3-0	2-1-0	2-1-0		HOME		2-1-0		0-0-0		7-0-0		
11-11-0	3-4-0	0-3-0		AWAY		4-2-0		2-1-0		2-1-0		
0-0-0	0-0-0	0-0-0		NEUTRAL		0-0-0		0-0-0		0-0-0		
16-7-0	1-3-0	0-0-0		NON-CONFERENCE		4-2-0		2-1-0		9-1-0		
7-0-0	0-0-0	0-0-0		HOME		0-0-0		0-0-0		7-0-0		
9-7-0	1-3-0	0-0-		AWAY		4-2-0		2-1-0		2-1-0		
0-0-0	0-0-0	0-0-0		NEUTRAL		0-0-0		0-0-0		0-0-0		
8-7-0	4-2-0	2-4-0		CONFERENCE		2-1-0		0-0-0		0-0-0		
6-3-0	2-1-0	2-1-0		HOME		2-1-0		0-0-0		0-0-0		
2-4-0	2-1-0	0-3-0		AWAY		0-0-0		0-0-0		0-0-0		
0-0-0	0-0-0	0-0-0		NEUTRAL		0-0-0		0-0-0		0-0-0		
RPI S	Opponent	Score		RPI S	Opponent	Score		RPI S	Opponent	Score		
6 A	Oregon St.	2	4	33 A	Baylor	5	6	56 A	Ga. Southern	5	1	
6 A	Oregon St.	2	0	33 A	Baylor	0	12	56 A	Ga. Southern	0	1	
6 A	Oregon St.	2	9	33 A	Baylor	4	10	56 A	Ga. Southern	3	1	
10 A	Georgia Tech	4	5	36 H	Oklahoma	1	2	84 A	Maryland	8	1	
17 H	Texas Tech	4	3	36 H	Oklahoma	12	4	91 H	Kansas	1	0	
17 H	Texas Tech	2	0	36 H	Oklahoma	5	1	91 H	Kansas	4	3	
17 H	Texas Tech	0	3					91 H	Kansas	5	6	
21 A	Oklahoma St.	4	2					100 A	Morehead St.	9	3	
21 A	Oklahoma St.	5	9					100 A	Morehead St.	6	9	
21 A	Oklahoma St.	11	1									

Non-Div. I Games:

West Virginia

Average RPI Win: 112		WON-LOST RECORD		WINNING PCT. RANK		LAST 10 GAMES		STRENGTH OF SCHEDULE		OPP. STRENGTH OF SCHEDULE		TEAM RPI		ADJ RPI		CONF. RPI		ADJ CONF. RPI		
DIV. I ONLY		31-11-0		.7381 16		8-2-0		62		10		19		.59394 19		4		4		
DIV. I NON-CONF.		18-3-0		.85714 8		3-1-0		158		80		27		.58338 27		4		4		
TOTALS		RPI 1-25		RPI 26-50		W-L RECORDS		RPI 51-100		RPI 101-150		RPI 150+								
31-11-0		3-3-0		5-4-0		OVERALL		9-3-0		6-1-0		8-0-0								
25-2-0		2-1-0		3-0-0		HOME		9-1-0		4-0-0		7-0-0								
6-8-0		1-2-0		2-4-0		AWAY		0-1-0		2-1-0		1-0-0								
0-1-0		0-0-0		0-0-0		NEUTRAL		0-1-0		0-0-0		0-0-0								
18-3-0		0-0-0		0-0-0		NON-CONFERENCE		6-3-0		4-0-0		8-0-0								
17-1-0		0-0-0		0-0-0		HOME		6-1-0		4-0-0		7-0-0								
1-1-0		0-0-0		0-0-		AWAY		0-1-0		0-0-0		1-0-0								
0-1-0		0-0-0		0-0-0		NEUTRAL		0-1-0		0-0-0		0-0-0								
13-8-0		3-3-0		5-4-0		CONFERENCE		3-0-0		2-1-0		0-0-0								
8-1-0		2-1-0		3-0-0		HOME		3-0-0		0-0-0		0-0-0								
5-7-0		1-2-0		2-4-0		AWAY		0-0-0		2-1-0		0-0-0								
0-0-0		0-0-0		0-0-0		NEUTRAL		0-0-0		0-0-0		0-0-0								
RPI S	Opponent		Score		RPI S	Opponent		Score		RPI S	Opponent		Score		RPI S	Opponent		Score		
10 A	Georgia Tech		10 11		41 A	Clemson		4 5		51 H	Coastal Caro.		6 1		131 A	Notre Dame		10 1		
10 A	Georgia Tech		11 4		41 A	Clemson		2 3		57 N	South Carolina		2 5		131 A	Notre Dame		3 4		
10 A	Georgia Tech		5 10		41 A	Clemson		3 17		59 H	Xavier		12 3		131 A	Notre Dame		13 6		
14 H	Miami (FL)		9 3		48 H	Duke		1 0		59 H	Xavier		8 3		135 H	South Fla.		2 1		
14 H	Miami (FL)		4 6		48 H	Duke		16 6		59 H	Xavier		14 3		135 H	South Fla.		3 2		
14 H	Miami (FL)		8 5		48 H	Duke		8 7		61 H	Campbell		4 2		135 H	South Fla.		5 3		
					49 A	Virginia Tech		1 4		68 A	Liberty		0 2		141 H	Gardner-Webb		18 8		
					49 A	Virginia Tech		7 5		72 H	Boston College		8 7		160 H	Davidson		12 4		
					49 A	Virginia Tech		5 2		72 H	Boston College		11 10		184 H	N.C. A&T		2 1		
										72 H	Boston College		16 8		210 A	UNCW		11 4		
										73 H	VCU		8 11		210 H	UNCW		4 3		
										90 H	UNC Greensboro		17 4		258 H	UMass Lowell		14 2		
															258 H	UMass Lowell		5 0		
															258 H	UMass Lowell		14 7		
															262 H	Charleston So.		7 6		
LAST 10 GAMES																				
					131 A	Notre Dame		3 4		51 H	Coastal Caro.		6 1							
					131 A	Notre Dame		13 6		72 H	Boston College		16 8							
					41 A	Clemson		3 17		72 H	Boston College		11 10							
					41 A	Clemson		2 3		72 H	Boston College		8 7							
					258 H	UMass Lowell		14 7		57 N	South Carolina		2 5							

Non-Div. I Games:

North Carolina

LSU

Average RPI Win: 89		WON-LOST	WINNING	LAST 10	STRENGTH OF		OPP. STRENGTH	TEAM	ADJ	CONF.	ADJ CONF.
Average RPI Loss: 56		RECORD	PCT. RANK	GAMES	SCHEDULE		OF SCHEDULE	RPI	RPI	RPI	RPI
DIV. I ONLY		27-15-0	.64286	54	5-5-0		6	24	20	.59324	20
DIV. I NON-CONF.		16-8-0	.66667	60	1-2-0		80	126	62	.55061	62
TOTALS		RPI 1-25	RPI 26-50		W-L RECORDS		RPI 51-100		RPI 101-150		RPI 150+
27-15-0		6-6-0	7-5-0		OVERALL		4-0-0		3-3-0		7-1-0
23-4-0		2-1-0	7-2-0		HOME		4-0-0		3-1-0		7-0-0
4-10-0		4-5-0	0-3-0		AWAY		0-0-0		0-1-0		0-1-0
0-1-0		0-0-0	0-0-0		NEUTRAL		0-0-0		0-1-0		0-0-0
16-8-0		0-0-0	2-4-0		NON-CONFERENCE		4-0-0		3-3-0		7-1-0
16-2-0		0-0-0	2-1-0		HOME		4-0-0		3-1-0		7-0-0
0-5-0		0-0-0	0-0-		AWAY		0-0-0		0-1-0		0-1-0
0-1-0		0-0-0	0-0-0		NEUTRAL		0-0-0		0-1-0		0-0-0
11-7-0		6-6-0	5-1-0		CONFERENCE		0-0-0		0-0-0		0-0-0
7-2-0		2-1-0	5-1-0		HOME		0-0-0		0-0-0		0-0-0
4-5-0		4-5-0	0-0-0		AWAY		0-0-0		0-0-0		0-0-0
0-0-0		0-0-0	0-0-0		NEUTRAL		0-0-0		0-0-0		0-0-0
RPI S	Opponent	Score		RPI S	Opponent	Score		RPI S	Opponent	Score	
4 A	Georgia	0	2	27 H	Florida	9	16	52 H	Bryant	13	6
4 A	Georgia	7	9	27 H	Florida	11	2	52 H	Bryant	4	3
4 A	Georgia	1	0	27 H	Florida	13	1	52 H	Bryant	17	8
12 A	Mississippi St.	5	6	39 A	Texas	4	8	82 H	Southeastern La.	6	5
12 A	Mississippi St.	10	5	39 A	Texas	6	7				
12 A	Mississippi St.	11	2	39 A	Texas	1	8				
13 H	Texas A&M	9	3	45 H	Kentucky	7	2				
13 H	Texas A&M	2	1	45 H	Kentucky	2	1				
13 H	Texas A&M	4	6	45 H	Kentucky	16	4				
25 A	Missouri	12	11	46 H	California	4	3				
25 A	Missouri	5	11	46 H	California	2	5				
25 A	Missouri	1	4	46 H	California	5	4				
				LAST 10 GAMES							
				13 H	Texas A&M	9	3	200 H	Lamar University	5	3
				13 H	Texas A&M	4	6	27 H	Florida	11	2
				12 A	Mississippi St.	5	6	27 H	Florida	13	1
				46 H	California	5	4	27 H	Florida	9	16
				46 H	California	2	5	120 N	Louisiana	5	6

Non-Div. I Games:

LSU

Average RPI Win: 72		WON-LOST	WINNING	LAST 10	STRENGTH OF		OPP. STRENGTH	TEAM	ADJ	CONF.	ADJ CONF.
Average RPI Loss: 68		RECORD	PCT. RANK	GAMES	SCHEDULE		OF SCHEDULE	RPI	RPI	RPI	RPI
DIV. I ONLY		25-13-0	.65789	48	7-3-0		18	23	21	.58873	21
DIV. I NON-CONF.		14-8-0	.63636	80	2-0-0		7	33	25	.58362	25
TOTALS		RPI 1-25	RPI 26-50		W-L RECORDS		RPI 51-100		RPI 101-150		RPI 150+
25-13-0		1-3-0	5-1-0		OVERALL		18-8-0		1-1-0		0-0-0
17-7-0		1-2-0	5-0-0		HOME		10-4-0		1-1-0		0-0-0
7-6-0		0-1-0	0-1-0		AWAY		7-4-0		0-0-0		0-0-0
1-0-0		0-0-0	0-0-0		NEUTRAL		1-0-0		0-0-0		0-0-0
14-8-0		0-1-0	1-1-0		NON-CONFERENCE		12-5-0		1-1-0		0-0-0
9-5-0		0-0-0	1-0-0		HOME		7-4-0		1-1-0		0-0-0
4-3-0		0-1-0	0-0-		AWAY		4-1-0		0-0-0		0-0-0
1-0-0		0-0-0	0-0-0		NEUTRAL		1-0-0		0-0-0		0-0-0
11-5-0		1-2-0	4-0-0		CONFERENCE		6-3-0		0-0-0		0-0-0
8-2-0		1-2-0	4-0-0		HOME		3-0-0		0-0-0		0-0-0
3-3-0		0-0-0	0-0-0		AWAY		3-3-0		0-0-0		0-0-0
0-0-0		0-0-0	0-0-0		NEUTRAL		0-0-0		0-0-0		0-0-0
RPI S	Opponent	Score		RPI S	Opponent	Score		RPI S	Opponent	Score	
1 A	UCLA	3	6	29 A	DBU	5	7	60 N	Michigan	3	2
18 H	West Virginia	9	5	29 H	DBU	6	3	70 H	Kansas St.	11	4
18 H	West Virginia	2	4	36 H	Oklahoma	6	5	70 H	Kansas St.	8	4
18 H	West Virginia	1	11	39 H	Texas	11	10	70 H	Kansas St.	5	4
				39 H	Texas	15	0	71 H	Iowa	2	3
				39 H	Texas	10	2	71 H	Iowa	4	5
								71 H	Iowa	5	4
								75 A	TCU	9	8
								75 A	TCU	7	6
								75 A	TCU	4	7
								82 H	Southeastern La.	9	0
								82 H	Southeastern La.	5	1
								82 H	Southeastern La.	3	5
								85 A	Wichita St.	1	0
								85 H	Wichita St.	10	7
								86 H	Wright St.	17	5
								86 H	Wright St.	4	0
								86 H	Wright St.	4	5
								91 A	Kansas	4	5
								91 A	Kansas	6	7
LAST 10 GAMES											
				39 H	Texas	11	10				
				39 H	Texas	10	2				
				39 H	Texas	15	0				
				29 H	DBU	6	3				
				91 A	Kansas	6	7				

Non-Div. I Games:

Oklahoma St.

RPI	S	Opponent	Score	
91	A	Kansas	27	6
92	A	Southern California	11	6
98	A	UTRGV	2	5
98	A	UTRGV	10	3
98	A	UTRGV	3	1
99	H	Little Rock	8	3

91	A	Kansas	4	5
91	A	Kansas	27	6
85	A	Wichita St.	1	0
18	H	West Virginia	2	4
18	H	West Virginia	9	5

O  
k  
l  
a  
h  
o  
m  
a  
s  
t  
.

O  
k  
l  
a  
h  
o  
m  
a  
s  
t  
.

Indiana

Average RPI Win: 116		WON-LOST	WINNING	LAST 10	STRENGTH OF		OPP. STRENGTH	TEAM	ADJ		CONF.	ADJ CONF.
Average RPI Loss: 81		RECORD	PCT. RANK	GAMES	SCHEDULE		OF SCHEDULE	RPI	RPI		RPI	RPI
DIV. I ONLY		26-13-0	.66667	40	6-4-0		47	81	23		.58186	23
DIV. I NON-CONF.		20-7-0	.74074	31	1-2-0		23	93	5		.61227	5
TOTALS		RPI 1-25	RPI 26-50		W-L RECORDS		RPI 51-100		RPI 101-150		RPI 150+	
26-13-0		0-1-0	6-2-0		OVERALL		7-8-0		3-0-0		10-2-0	
12-3-0		0-0-0	3-0-0		HOME		3-3-0		0-0-0		6-0-0	
11-8-0		0-0-0	3-2-0		AWAY		4-5-0		3-0-0		1-1-0	
3-2-0		0-1-0	0-0-0		NEUTRAL		0-0-0		0-0-0		3-1-0	
20-7-0		0-1-0	6-2-0		NON-CONFERENCE		4-2-0		3-0-0		7-2-0	
8-1-0		0-0-0	3-0-0		HOME		2-1-0		0-0-0		3-0-0	
9-4-0		0-0-0	3-0-		AWAY		2-1-0		3-0-0		1-1-0	
3-2-0		0-1-0	0-0-0		NEUTRAL		0-0-0		0-0-0		3-1-0	
6-6-0		0-0-0	0-0-0		CONFERENCE		3-6-0		0-0-0		3-0-0	
4-2-0		0-0-0	0-0-0		HOME		1-2-0		0-0-0		3-0-0	
2-4-0		0-0-0	0-0-0		AWAY		2-4-0		0-0-0		0-0-0	
0-0-0		0-0-0	0-0-0		NEUTRAL		0-0-0		0-0-0		0-0-0	
RPI S	Opponent	Score	RPI S	Opponent	Score	RPI S	Opponent	Score	RPI S	Opponent	Score	
24 N	UConn	4 7	30 A	Illinois St.	6 7	51 A	Coastal Caro.	3 11	127 A	Grand Canyon	6 3	
			30 H	Illinois St.	14 3	51 H	Coastal Caro.	4 2	127 A	Grand Canyon	5 2	
			30 H	Illinois St.	12 1	51 H	Coastal Caro.	4 1	127 A	Grand Canyon	9 2	
			30 H	Illinois St.	4 2	67 A	Wake Forest	5 2	169 H	Penn St.	2 1	
			40 A	Indiana St.	1 3	71 A	Iowa	1 3	169 H	Penn St.	7 6	
			50 A	Fla. Atlantic	7 6	71 A	Iowa	4 8	169 H	Penn St.	4 3	
			50 A	Fla. Atlantic	11 10	71 A	Iowa	1 2	173 N	Northeastern	5 4	
			50 A	Fla. Atlantic	5 3	78 A	Bradley	4 2	173 N	Northeastern	1 8	
						78 H	Bradley	8 12	176 H	Southern Ill.	14 5	
						83 A	Minnesota	13 3	176 H	Southern Ill.	5 4	
						83 A	Minnesota	4 2	176 H	Southern Ill.	5 4	
						83 A	Minnesota	4 5	192 A	Saint Louis	4 1	
						84 H	Maryland	5 1	192 A	Saint Louis	3 8	
						84 H	Maryland	4 8	225 N	Sacred Heart	4 0	
						84 H	Maryland	2 4	264 N	Georgetown	11 3	
LAST 10 GAMES												
			84 H	Maryland	4 8	169 H	Penn St.	7 6				
			84 H	Maryland	5 1	169 H	Penn St.	2 1				
			176 H	Southern Ill.	5 4	78 H	Bradley	8 12				
			78 A	Bradley	4 2	83 A	Minnesota	13 3				
			169 H	Penn St.	4 3	83 A	Minnesota	4 5				

Non-Div. I Games:

Illinois



Average RPI Win: 109		WON-LOST RECORD		WINNING PCT. RANK		LAST 10 GAMES		STRENGTH OF SCHEDULE		OPP. STRENGTH OF SCHEDULE		TEAM RPI		ADJ RPI		CONF. RPI		ADJ CONF. RPI	
Average RPI Loss: 66		24-16-0		.675		5-5-0		33		25		24		.58111		24		5	
DIV. I ONLY		17-8-0		.686		3-0-0		40		29		15		.59586		15		5	
DIV. I NON-CONF.																			
TOTALS		RPI 1-25		RPI 26-50		W-L RECORDS		RPI 51-100		RPI 101-150		RPI 150+							
24-16-0		3-5-0		4-2-0		OVERALL		5-5-0		3-3-0		9-1-0							
7-4-0		0-0-0		0-0-0		HOME		1-0-0		3-3-0		3-1-0							
9-10-0		0-3-0		4-2-0		AWAY		4-5-0		0-0-0		1-0-0							
8-2-0		3-2-0		0-0-0		NEUTRAL		0-0-0		0-0-0		5-0-0							
17-8-0		3-2-0		2-1-0		NON-CONFERENCE		3-4-0		0-0-0		9-1-0							
4-1-0		0-0-0		0-0-0		HOME		1-0-0		0-0-0		3-1-0							
5-5-0		0-0-0		2-0-		AWAY		2-4-0		0-0-0		1-0-0							
8-2-0		3-2-0		0-0-0		NEUTRAL		0-0-0		0-0-0		5-0-0							
7-8-0		0-3-0		2-1-0		CONFERENCE		2-1-0		3-3-0		0-0-0							
3-3-0		0-0-0		0-0-0		HOME		0-0-0		3-3-0		0-0-0							
4-5-0		0-3-0		2-1-0		AWAY		2-1-0		0-0-0		0-0-0							
0-0-0		0-0-0		0-0-0		NEUTRAL		0-0-0		0-0-0		0-0-0							
RPI	S	Opponent	Score		RPI	S	Opponent	Score		RPI	S	Opponent	Score		RPI	S	Opponent	Score	
5	N	Louisville	3	2	32	A	Texas St.	8	4	51	A	Coastal Caro.	7	10	124	H	Cincinnati	4	10
5	N	Louisville	2	12	32	A	Texas St.	4	1	52	A	Bryant	11	6	124	H	Cincinnati	5	1
5	N	Louisville	8	3	32	A	Texas St.	3	5	72	H	Boston College	3	1	124	H	Cincinnati	4	5
9	A	East Carolina	2	5	38	A	Houston	2	1	76	A	UCF	10	0	125	H	Memphis	4	2
9	A	East Carolina	7	9	38	A	Houston	4	5	76	A	UCF	1	2	125	H	Memphis	1	7
9	A	East Carolina	1	5	38	A	Houston	9	3	76	A	UCF	3	1	125	H	Memphis	3	1
22	N	Indiana	6	9						81	A	Col. of Charleston	6	7	152	A	Massachusetts	10	7
23	N	Illinois	7	4						81	A	Col. of Charleston	7	4	173	H	Northeastern	6	2
										81	A	Col. of Charleston	2	7	173	N	Northeastern	7	4
										93	A	Virginia	3	6	175	H	Fairfield	3	10
															188	N	Michigan St.	17	4
															188	N	Michigan St.	6	1
															188	N	Michigan St.	10	6
															188	N	Michigan St.	9	3
															194	H	Hartford	12	4
															258	H	UMass Lowell	9	4
LAST 10 GAMES																			
		9 A East Carolina	2	5			152 A Massachusetts	10	7										
		52 A Bryant	11	6			125 H Memphis	4	2										
		188 N Michigan St.	9	3			125 H Memphis	1	7										
		9 A East Carolina	7	9			125 H Memphis	3	1										
		9 A East Carolina	1	5			173 H Northeastern	6	2										

Non-Div. I Games:

UConn

Average RPI Win:	112	WON-LOST	WINNING	LAST 10	STRENGTH OF	OPP. STRENGTH	TEAM	ADJ	CONF.	ADJ CONF.				
Average RPI Loss:	54	RECORD	PCT. RANK	GAMES	SCHEDULE	OF SCHEDULE	RPI	RPI	RPI	RPI				
DIV. I ONLY		27-15-1	.63953	60	6-4-0	40	15	25	.58099	25	1	1		
DIV. I NON-CONF.		20-5-0	.8	15	3-0-0	194	94	40	.57248	40	1	1		
<hr/>														
TOTALS	RPI 1-25	RPI 26-50		W-L RECORDS		RPI 51-100		RPI 101-150		RPI 150+				
27-15-1	3-8-1	4-2-0		OVERALL		7-0-0		7-3-0		6-2-0				
17-3-0	2-1-0	4-2-0		HOME		6-0-0		1-0-0		4-0-0				
8-9-1	1-7-1	0-0-0		AWAY		1-0-0		4-2-0		2-0-0				
2-3-0	0-0-0	0-0-0		NEUTRAL		0-0-0		2-1-0		0-2-0				
<hr/>														
20-5-0	0-0-0	0-0-0		NON-CONFERENCE		7-0-0		7-3-0		6-2-0				
11-0-0	0-0-0	0-0-0		HOME		6-0-0		1-0-0		4-0-0				
7-2-0	0-0-0	0-0-		AWAY		1-0-0		4-2-0		2-0-0				
2-3-0	0-0-0	0-0-0		NEUTRAL		0-0-0		2-1-0		0-2-0				
<hr/>														
7-10-1	3-8-1	4-2-0		CONFERENCE		0-0-0		0-0-0		0-0-0				
6-3-0	2-1-0	4-2-0		HOME		0-0-0		0-0-0		0-0-0				
1-7-1	1-7-1	0-0-0		AWAY		0-0-0		0-0-0		0-0-0				
0-0-0	0-0-0	0-0-0		NEUTRAL		0-0-0		0-0-0		0-0-0				
<hr/>														
RPI	S	Opponent	Score		RPI	S	Opponent	Score		RPI	S	Opponent	Score	
3	A	Arkansas	2	3	28	H	Ole Miss	2	1	70	H	Kansas St.	17	2
3	A	Arkansas	0	2	28	H	Ole Miss	0	3	88	A	Incarnate Word	11	7
3	A	Arkansas	3	4	28	H	Ole Miss	8	5	96	H	Northwestern	16	11
4	A	Georgia	0	3	45	H	Kentucky	2	4	96	H	Northwestern	3	2
4	A	Georgia	2	5	45	H	Kentucky	5	4	96	H	Northwestern	9	4
4	A	Georgia	2	4	45	H	Kentucky	9	2	97	H	Arkansas St.	14	4
13	A	Texas A&M	3	2						97	H	Arkansas St.	16	1
13	A	Texas A&M	3	7										
13	A	Texas A&M	2	2										
20	H	LSU	4	1										
20	H	LSU	11	12										
20	H	LSU	11	5										
<hr/>														
LAST 10 GAMES														
114	H	Missouri St.	6	2	20	H	LSU	11	5					
4	A	Georgia	2	4	20	H	LSU	4	1					
4	A	Georgia	2	5	20	H	LSU	11	12					
4	A	Georgia	0	3	222	A	SIUE	10	3					
114	A	Missouri St.	14	6	45	H	Kentucky	9	2					

Non-Div. I Games:

Missouri

Average RPI Win: 143		WON-LOST	WINNING	LAST 10	STRENGTH OF		OPP. STRENGTH	TEAM	ADJ		CONF.	ADJ CONF.
Average RPI Loss: 48		RECORD	PCT. RANK	GAMES	SCHEDULE		OF SCHEDULE	RPI	RPI		RPI	RPI
DIV. I ONLY		32-10-0	.7619	10	3-7-0		103	48	26		.57943	26
DIV. I NON-CONF.		19-2-0	.90476	3	2-1-0		231	121	34		.57742	34
TOTALS		RPI 1-25	RPI 26-50		W-L RECORDS		RPI 51-100		RPI 101-150		RPI 150+	
32-10-0		3-3-0	0-0-0		OVERALL		14-7-0		0-0-0		15-0-0	
17-6-0		0-3-0	0-0-0		HOME		8-3-0		0-0-0		9-0-0	
12-3-0		3-0-0	0-0-0		AWAY		6-3-0		0-0-0		3-0-0	
3-1-0		0-0-0	0-0-0		NEUTRAL		0-1-0		0-0-0		3-0-0	
19-2-0		0-0-0	0-0-0		NON-CONFERENCE		7-2-0		0-0-0		12-0-0	
10-1-0		0-0-0	0-0-0		HOME		4-1-0		0-0-0		6-0-0	
6-0-0		0-0-0	0-0-		AWAY		3-0-0		0-0-0		3-0-0	
3-1-0		0-0-0	0-0-0		NEUTRAL		0-1-0		0-0-0		3-0-0	
13-8-0		3-3-0	0-0-0		CONFERENCE		7-5-0		0-0-0		3-0-0	
7-5-0		0-3-0	0-0-0		HOME		4-2-0		0-0-0		3-0-0	
6-3-0		3-0-0	0-0-0		AWAY		3-3-0		0-0-0		0-0-0	
0-0-0		0-0-0	0-0-0		NEUTRAL		0-0-0		0-0-0		0-0-0	
RPI S	Opponent	Score	RPI S	Opponent	Score	RPI S	Opponent	Score	RPI S	Opponent	Score	
5	H Louisville	10 14				51	A Coastal Caro.	7 6	157	N Kent St.	3 2	
5	H Louisville	3 6				51	H Coastal Caro.	6 7	184	N N.C. A&T	12 3	
5	H Louisville	2 14				57	N South Carolina	8 10	188	N Michigan St.	5 0	
14	A Miami (FL)	7 6				61	A Campbell	10 1	203	A Charlotte	6 5	
14	A Miami (FL)	6 3				62	H Florida St.	16 0	210	A UNCW	14 7	
14	A Miami (FL)	6 4				62	H Florida St.	9 8	223	H Pittsburgh	21 3	
						62	H Florida St.	5 7	223	H Pittsburgh	6 5	
						67	A Wake Forest	4 3	223	H Pittsburgh	4 3	
						67	A Wake Forest	8 9	248	A N.C. Central	11 10	
						67	A Wake Forest	3 7	257	H Tennessee Tech	10 6	
						72	A Boston College	1 3	260	H Towson	11 1	
						72	A Boston College	16 4	266	H George Mason	18 3	
						72	A Boston College	6 5	282	H Bucknell	8 2	
						79	A Elon	5 0	282	H Bucknell	12 8	
						79	H Elon	21 2	282	H Bucknell	14 2	
						83	H Minnesota	8 4				
						83	H Minnesota	3 2				
						83	H Minnesota	5 4				
						93	H Virginia	8 7				
						93	H Virginia	3 0				
LAST 10 GAMES												
						67	A Wake Forest	8 9				
						67	A Wake Forest	4 3				
						5	H Louisville	2 14				
						5	H Louisville	10 14				
						83	H Minnesota	8 4				

Non-Div. I Games:

NC State

RPI	S	Opponent	Score	
93	H	Virginia	3	4

83	H	Minnesota	3	2
257	H	Tennessee Tech	10	6
67	A	Wake Forest	3	7
210	A	UNCW	14	7
5	H	Louisville	3	6

N  
C  
S  
t  
a  
t  
e

N  
C  
S  
t  
a  
t  
e

Average RPI Win: 109		WON-LOST RECORD	WINNING PCT. RANK	LAST 10 GAMES	STRENGTH OF SCHEDULE	OPP. STRENGTH OF SCHEDULE	TEAM RPI	ADJ RPI	CONF. RPI	ADJ CONF. RPI							
Average RPI Loss: 41																	
DIV. I ONLY		26-17-0	.60465	74	5-5-0	10	17	27	.57669	27	1	1					
DIV. I NON-CONF.		19-6-0	.76	25	2-1-0	54	70	37	.57626	37	1	1					
<hr/>																	
TOTALS		RPI 1-25		RPI 26-50		W-L RECORDS		RPI 51-100		RPI 101-150		RPI 150+					
26-17-0		4-8-0		0-4-0		OVERALL		8-2-0		4-3-0		10-0-0					
22-8-0		3-3-0		0-1-0		HOME		6-2-0		3-2-0		10-0-0					
3-9-0		1-5-0		0-3-0		AWAY		1-0-0		1-1-0		0-0-0					
1-0-0		0-0-0		0-0-0		NEUTRAL		1-0-0		0-0-0		0-0-0					
19-6-0		2-1-0		0-1-0		NON-CONFERENCE		3-1-0		4-3-0		10-0-0					
16-5-0		2-1-0		0-1-0		HOME		1-1-0		3-2-0		10-0-0					
2-1-0		0-0-0		0-0-		AWAY		1-0-0		1-1-0		0-0-0					
1-0-0		0-0-0		0-0-0		NEUTRAL		1-0-0		0-0-0		0-0-0					
7-11-0		2-7-0		0-3-0		CONFERENCE		5-1-0		0-0-0		0-0-0					
6-3-0		1-2-0		0-0-0		HOME		5-1-0		0-0-0		0-0-0					
1-8-0		1-5-0		0-3-0		AWAY		0-0-0		0-0-0		0-0-0					
0-0-0		0-0-0		0-0-0		NEUTRAL		0-0-0		0-0-0		0-0-0					
RPI	S	Opponent		Score		RPI	S	Opponent		Score		RPI	S	Opponent		Score	
2	A	Vanderbilt		2	15	28	A	Ole Miss		4	12	53	H	Alabama		12	3
2	A	Vanderbilt		4	14	28	A	Ole Miss		4	16	53	H	Alabama		6	3
2	A	Vanderbilt		0	5	28	A	Ole Miss		10	12	53	H	Alabama		3	1
12	H	Mississippi St.		5	10	50	H	Fla. Atlantic		11	13	57	H	South Carolina		9	5
12	H	Mississippi St.		5	6							57	H	South Carolina		6	4
12	H	Mississippi St.		4	2							57	H	South Carolina		3	6
14	H	Miami (FL)		4	1							62	A	Florida St.		3	1
14	H	Miami (FL)		9	3							62	H	Florida St.		20	7
14	H	Miami (FL)		2	5							62	N	Florida St.		4	2
20	A	LSU		16	9							76	H	UCF		9	12
20	A	LSU		1	13												
20	A	LSU		2	11												
<hr/>																	
LAST 10 GAMES																	
28	A	Ole Miss		4	16	112	H	Jacksonville		8	4						
50	H	Fla. Atlantic		11	13	57	H	South Carolina		6	4						
20	A	LSU		2	11	57	H	South Carolina		3	6						
20	A	LSU		1	13	57	H	South Carolina		9	5						
20	A	LSU		16	9	62	A	Florida St.		3	1						

Non-Div. I Games:

Florida

Average RPI Win: 111		WON-LOST	WINNING	LAST 10	STRENGTH OF		OPP. STRENGTH	TEAM	ADJ	CONF.	ADJ CONF.
Average RPI Loss: 45		RECORD	PCT. RANK	GAMES	SCHEDULE		OF SCHEDULE	RPI	RPI	RPI	RPI
DIV. I ONLY		27-15-0	.64286	54	5-5-0		41	6	28	.57574	28
DIV. I NON-CONF.		17-6-0	.73913	33	2-0-0		163	68	59	.55433	59
TOTALS		RPI 1-25	RPI 26-50		W-L RECORDS		RPI 51-100		RPI 101-150		RPI 150+
27-15-0		4-9-0	4-2-0		OVERALL		8-3-0		2-0-0		9-1-0
19-6-0		0-1-0	4-2-0		HOME		5-2-0		1-0-0		9-1-0
7-8-0		4-7-0	0-0-0		AWAY		2-1-0		1-0-0		0-0-0
1-1-0		0-1-0	0-0-0		NEUTRAL		1-0-0		0-0-0		0-0-0
17-6-0		0-3-0	0-0-0		NON-CONFERENCE		6-2-0		2-0-0		9-1-0
13-3-0		0-1-0	0-0-0		HOME		3-1-0		1-0-0		9-1-0
3-3-0		0-2-0	0-0-		AWAY		2-1-0		1-0-0		0-0-0
1-0-0		0-0-0	0-0-0		NEUTRAL		1-0-0		0-0-0		0-0-0
10-9-0		4-6-0	4-2-0		CONFERENCE		2-1-0		0-0-0		0-0-0
6-3-0		0-0-0	4-2-0		HOME		2-1-0		0-0-0		0-0-0
4-5-0		4-5-0	0-0-0		AWAY		0-0-0		0-0-0		0-0-0
0-1-0		0-1-0	0-0-0		NEUTRAL		0-0-0		0-0-0		0-0-0
RPI S	Opponent	Score	RPI S	Opponent	Score	RPI S	Opponent	Score	RPI S	Opponent	Score
3 A	Arkansas	3 5	27 H	Florida	12 10	53 H	Alabama	1 0	125 A	Memphis	9 6
3 A	Arkansas	10 5	27 H	Florida	12 4	53 H	Alabama	6 8	125 H	Memphis	5 2
3 A	Arkansas	4 3	27 H	Florida	16 4	53 H	Alabama	12 2	165 H	UAB	13 4
5 A	Louisville	3 4	45 H	Kentucky	2 4	54 N	Southern Miss.	11 2	165 H	UAB	2 1
5 A	Louisville	8 10	45 H	Kentucky	1 4	86 H	Wright St.	10 1	165 H	UAB	15 9
9 H	East Carolina	2 3	45 H	Kentucky	8 2	86 H	Wright St.	5 9	216 H	Long Beach St.	7 2
12 N	Mississippi St.	1 8				89 A	Tulane	12 13	216 H	Long Beach St.	5 3
15 A	Auburn	5 3				89 A	Tulane	6 4	216 H	Long Beach St.	7 6
15 A	Auburn	4 7				89 A	Tulane	6 3	218 H	UT Martin	12 6
15 A	Auburn	5 6				97 H	Arkansas St.	15 3	247 H	North Ala.	6 10
25 A	Missouri	1 2				99 H	Little Rock	11 8	292 H	Ark.-Pine Bluff	25 0
25 A	Missouri	3 0							292 H	Ark.-Pine Bluff	12 2
25 A	Missouri	5 8									
LAST 10 GAMES											
	27 H	Florida	16	4		15 A	Auburn	5	3		
	125 A	Memphis	9	6		15 A	Auburn	4	7		
	292 H	Ark.-Pine Bluff	25	0		125 H	Memphis	5	2		
	12 N	Mississippi St.	1	8		45 H	Kentucky	2	4		
	15 A	Auburn	5	6		45 H	Kentucky	1	4		

Non-Div. I Games:

Ole Miss

DBU

Average RPI Win:		127	WON-LOST RECORD		WINNING PCT. RANK		LAST 10 GAMES		STRENGTH OF SCHEDULE		OPP. STRENGTH OF SCHEDULE		TEAM RPI		ADJ RPI		CONF. RPI		ADJ CONF. RPI	
DIV. I ONLY			28-12-0		.7 27		7-3-0		73		32		29		.5751 29		6		6	
DIV. I NON-CONF.			22-9-0		.70968 48		4-2-0		43		21		20		.5895 20		6		6	
TOTALS		RPI 1-25		RPI 26-50		W-L RECORDS		RPI 51-100		RPI 101-150		RPI 150+								
28-12-0		2-1-0		3-7-0		OVERALL		8-4-0		3-0-0		12-0-0								
18-6-0		2-0-0		2-3-0		HOME		5-3-0		0-0-0		9-0-0								
10-6-0		0-1-0		1-4-0		AWAY		3-1-0		3-0-0		3-0-0								
0-0-0		0-0-0		0-0-0		NEUTRAL		0-0-0		0-0-0		0-0-0								
22-9-0		2-1-0		2-5-0		NON-CONFERENCE		6-3-0		3-0-0		9-0-0								
13-5-0		2-0-0		2-3-0		HOME		3-2-0		0-0-0		6-0-0								
9-4-0		0-1-0		0-0-		AWAY		3-1-0		3-0-0		3-0-0								
0-0-0		0-0-0		0-0-0		NEUTRAL		0-0-0		0-0-0		0-0-0								
6-3-0		0-0-0		1-2-0		CONFERENCE		2-1-0		0-0-0		3-0-0								
5-1-0		0-0-0		0-0-0		HOME		2-1-0		0-0-0		3-0-0								
1-2-0		0-0-0		1-2-0		AWAY		0-0-0		0-0-0		0-0-0								
0-0-0		0-0-0		0-0-0		NEUTRAL		0-0-0		0-0-0		0-0-0								
RPI	S	Opponent		Score		RPI	S	Opponent		Score		RPI	S	Opponent		Score				
13	H	Texas A&M		5	4	33	A	Baylor		4	10	55	H	UT Arlington		0	9			
21	A	Oklahoma St.		3	6	33	H	Baylor		1	5	75	A	TCU		9	3			
21	H	Oklahoma St.		7	5	35	A	Evansville		5	11	75	H	TCU		11	6			
						35	A	Evansville		3	8	78	H	Bradley		14	3			
						35	A	Evansville		4	3	78	H	Bradley		1	2			
						36	A	Oklahoma		2	4	78	H	Bradley		7	6			
						36	H	Oklahoma		7	2	81	A	Col. of Charleston		14	4			
						38	H	Houston		8	4	81	A	Col. of Charleston		6	2			
						38	H	Houston		6	8	81	A	Col. of Charleston		3	4			
						38	H	Houston		0	2	83	H	Minnesota		7	9			
												83	H	Minnesota		9	0			
												83	H	Minnesota		7	5			
																</				

Non-Div. I Games:

DBU

Average RPI Win: 160		WON-LOST RECORD		WINNING PCT. RANK		LAST 10 GAMES		STRENGTH OF SCHEDULE		OPP. STRENGTH OF SCHEDULE		TEAM RPI		ADJ RPI		CONF. RPI		ADJ CONF. RPI	
DIV. I ONLY		26-15-0		.63415 61		9-1-0		79		112		30		.57309 30		6		6	
DIV. I NON-CONF.		18-14-0		.5625 119		3-1-0		20		137		31		.57929 31		6		6	
TOTALS		RPI 1-25		RPI 26-50		W-L RECORDS		RPI 51-100		RPI 101-150		RPI 150+							
26-15-0		2-8-0		0-0-0		OVERALL		1-0-0		9-4-0		14-3-0							
10-2-0		1-0-0		0-0-0		HOME		0-0-0		7-2-0		2-0-0							
16-13-0		1-8-0		0-0-0		AWAY		1-0-0		2-2-0		12-3-0							
0-0-0		0-0-0		0-0-0		NEUTRAL		0-0-0		0-0-0		0-0-0							
18-14-0		2-8-0		0-0-0		NON-CONFERENCE		1-0-0		6-4-0		9-2-0							
7-2-0		1-0-0		0-0-0		HOME		0-0-0		4-2-0		2-0-0							
11-12-0		1-8-0		0-0-		AWAY		1-0-0		2-2-0		7-2-0							
0-0-0		0-0-0		0-0-0		NEUTRAL		0-0-0		0-0-0		0-0-0							
8-1-0		0-0-0		0-0-0		CONFERENCE		0-0-0		3-0-0		5-1-0							
3-0-0		0-0-0		0-0-0		HOME		0-0-0		3-0-0		0-0-0							
5-1-0		0-0-0		0-0-0		AWAY		0-0-0		0-0-0		5-1-0							
0-0-0		0-0-0		0-0-0		NEUTRAL		0-0-0		0-0-0		0-0-0							
RPI	S	Opponent		Score		RPI	S	Opponent		Score		RPI	S	Opponent		Score			
2	A	Vanderbilt		7	3							71	A	Iowa		11	6		
2	A	Vanderbilt		4	10							104	H	Sacramento St.		2	1		
2	A	Vanderbilt		1	9							114	H	Missouri St.		5	3		
16	A	Creighton		3	7							114	H	Missouri St.		7	5		
16	A	Creighton		3	17							114	H	Missouri St.		7	1		
16	A	Creighton		7	8							122	H	Eastern Ill.		3	0		
23	A	Illinois		1	12							128	H	Central Mich.		7	2		
23	A	Illinois		3	14							128	H	Central Mich.		2	11		
23	A	Illinois		2	4							128	H	Central Mich.		5	4		
23	H	Illinois		7	6							134	H	Milwaukee		3	6		
												149	A	Central Ark.		8	0		
												149	A	Central Ark.		6	3		
												149	A	Central Ark.		4	6		
												149	A	Central Ark.		1	4		
												176	A	Southern Ill.		7	6		
												176	A	Southern Ill.		8	4		
												176	A	Southern Ill.		7	4		
												190	A	Belmont		10	6		
												190	A	Belmont		27	11		
												190	A	Belmont		14	3		
												191	A	Murray St.		9	5		
												191	A	Murray St.		4	5		
												191	A	Murray St.		4	3		
												215	A	UIC		1	6		
												215	H	UIC		4	0		
												222	A	SIUE		16	9		
												242	A	Valparaiso		2	4		
												242	A	Valparaiso		12	6		
												16	A	Creighton		7	8		
												16	A	Creighton		3	7		
												191	A	Murray St.		4	3		
												149	A	Central Ark.		1	4		
												149	A	Central Ark.		8	0		
												128	H	Central Mich.		5	4		

Non-Div. I Games:

Illinois St.



RPI	S	Opponent	Score	
242	A	Valparaiso	13	1
271	A	Southeast Mo. St.	18	6
272	H	Northern Ill.	10	2

Illinois St.

I  
l  
l  
i  
n  
o  
i  
s  
s  
t  
.

I  
l  
l  
i  
n  
o  
i  
s  
s  
t  
.

Average RPI Win:		124	WON-LOST RECORD		WINNING PCT. RANK		LAST 10 GAMES		STRENGTH OF SCHEDULE		OPP. STRENGTH OF SCHEDULE		TEAM RPI		ADJ RPI		CONF. RPI		ADJ CONF. RPI				
DIV. I ONLY			28-12-0		.7		27		8-2-0		65		70		31		.57006		31				
DIV. I NON-CONF.			16-6-0		.72727		37		3-0-0		69		22		29		.58154		29				
TOTALS		RPI 1-25		RPI 26-50		W-L RECORDS		RPI 51-100		RPI 101-150		RPI 150+											
28-12-0		1-2-0		2-1-0		OVERALL		9-3-0		8-4-0		8-2-0											
17-8-0		0-0-0		0-0-0		HOME		5-3-0		6-4-0		6-1-0											
11-4-0		1-2-0		2-1-0		AWAY		4-0-0		2-0-0		2-1-0											
0-0-0		0-0-0		0-0-0		NEUTRAL		0-0-0		0-0-0		0-0-0											
16-6-0		1-2-0		0-0-0		NON-CONFERENCE		9-0-0		5-4-0		1-0-0											
9-4-0		0-0-0		0-0-0		HOME		5-0-0		3-4-0		1-0-0											
7-2-0		1-2-0		0-0-		AWAY		4-0-0		2-0-0		0-0-0											
0-0-0		0-0-0		0-0-0		NEUTRAL		0-0-0		0-0-0		0-0-0											
12-6-0		0-0-0		2-1-0		CONFERENCE		0-3-0		3-0-0		7-2-0											
8-4-0		0-0-0		0-0-0		HOME		0-3-0		3-0-0		5-1-0											
4-2-0		0-0-0		2-1-0		AWAY		0-0-0		0-0-0		2-1-0											
0-0-0		0-0-0		0-0-0		NEUTRAL		0-0-0		0-0-0		0-0-0											
RPI	S	Opponent		Score		RPI	S	Opponent		Score		RPI	S	Opponent		Score		RPI	S	Opponent		Score	
3	A	Arkansas		2	4	50	A	Fla. Atlantic		5	3	54	H	Southern Miss.		9	12	117	H	Troy		11	4
3	A	Arkansas		0	11	50	A	Fla. Atlantic		3	11	54	H	Southern Miss.		5	10	117	H	Troy		3	4
3	A	Arkansas		12	7	50	A	Fla. Atlantic		2	1	54	H	Southern Miss.		1	5	117	H	Troy		5	7
												77	H	Sam Houston St.		7	0	119	H	Northwestern St.		4	8
												82	A	Southeastern La.		12	8	120	A	Louisiana		11	3
												82	A	Southeastern La.		13	8	120	H	Louisiana		3	2
												82	A	Southeastern La.		15	11	123	H	McNeese		10	4
												97	H	Arkansas St.		8	6	139	H	UTSA		8	7
												97	H	Arkansas St.		9	4	139	H	UTSA		4	2
												97	H	Arkansas St.		5	4	139	H	UTSA		6	3
												99	A	Little Rock		5	3	146	A	La.-Monroe		5	0
												99	H	Little Rock		5	4	146	H	La.-Monroe		4	9
																		165	H	UAB		5	2
																		165	H	UAB		3	2
																		165	H	UAB		7	6
																		174	H	Marshall		19	6
																		174	H	Marshall		11	1
																		174	H	Marshall		3	7
																		198	A	Middle Tenn.		10	5
																		198	A	Middle Tenn.		5	1
																		198	A	Middle Tenn.		1	4
																		284	H	Mississippi Val.		21	1
				LAST 10 GAMES																			
																		139	H	UTSA		4	2
																		139	H	UTSA		8	7
																		99	H	Little Rock		5	4
																		174	H	Marshall		11	1
																		174	H	Marshall		19	6
																		174	H	Marshall		19	6
																		174	H	Marshall		19	6
																		174	H	Marshall		19	6
																		174	H	Marshall		19	6
																		174	H	Marshall		19	6
																		174	H	Marshall		19	6
																		174	H	Marshall		19	6
																		174	H	Marshall		19	6
																		174	H	Marshall		19	6
																		174	H	Marshall		19	6
																		174	H	Marshall		19	6
																		174	H	Marshall		19	6
																		174	H	Marshall		19	6
																		174	H	Marshall		19	6
																		174	H	Marshall		19	6
																		174	H	Marshall		19	6
																		174	H	Marshall		19	6
																		174	H	Marshall		19	6
																		174	H	Marshall		19	6
																		174	H	Marshall		19	6
																		174	H	Marshall		19	6
																		174	H	Marshall		19	6
																		174	H	Marshall		19	6
																		174	H	Marshall		19	6
																		174	H	Marshall		19	6
																		174	H	Marshall		19	6
																		174	H	Marshall		19	6
																		174	H	Marshall		19	6
																		174	H	Marshall		19	6
																		174	H	Marshall		19	6

Non-Div. I Games:

Louisiana Tech

Average RPI Win:		107	WON-LOST RECORD		WINNING PCT. RANK		LAST 10 GAMES		STRENGTH OF SCHEDULE		OPP. STRENGTH OF SCHEDULE		TEAM RPI		ADJ RPI		CONF. RPI		ADJ CONF. RPI			
DIV. I ONLY			28-13-0		.68293 32		9-1-0		80		33		32		.56995 32		9		9			
DIV. I NON-CONF.			16-7-0		.69565 52		3-0-0		52		8		32		.57877 32		8		8			
TOTALS		RPI 1-25		RPI 26-50		W-L RECORDS		RPI 51-100		RPI 101-150		RPI 150+										
28-13-0		3-3-0		2-1-0		OVERALL		6-2-0		14-5-0		3-2-0										
15-6-0		1-2-0		1-0-0		HOME		4-0-0		8-3-0		1-1-0										
10-5-0		1-0-0		0-0-0		AWAY		2-2-0		5-2-0		2-1-0										
3-2-0		1-1-0		1-1-0		NEUTRAL		0-0-0		1-0-0		0-0-0										
16-7-0		3-3-0		2-1-0		NON-CONFERENCE		1-1-0		9-1-0		1-1-0										
8-4-0		1-2-0		1-0-0		HOME		1-0-0		4-1-0		1-1-0										
5-1-0		1-0-0		0-0-		AWAY		0-1-0		4-0-0		0-0-0										
3-2-0		1-1-0		1-1-0		NEUTRAL		0-0-0		1-0-0		0-0-0										
12-6-0		0-0-0		0-0-0		CONFERENCE		5-1-0		5-4-0		2-1-0										
7-2-0		0-0-0		0-0-0		HOME		3-0-0		4-2-0		0-0-0										
5-4-0		0-0-0		0-0-0		AWAY		2-1-0		1-2-0		2-1-0										
0-0-0		0-0-0		0-0-0		NEUTRAL		0-0-0		0-0-0		0-0-0										
RPI	S	Opponent		Score		RPI	S	Opponent		Score		RPI	S	Opponent		Score						
13	A	Texas A&M		5	3	33	N	Baylor		4	5	56	A	Ga. Southern		8	2	101	A	South Alabama	8	2
16	N	Creighton		12	9	38	N	Houston		9	4	56	A	Ga. Southern		14	4	101	A	South Alabama	0	1
16	N	Creighton		5	6	39	H	Texas		7	6	56	A	Ga. Southern		0	12	101	A	South Alabama	7	10
24	H	UConn		5	3							88	A	Incarnate Word		1	6	105	H	Nevada	0	4
24	H	UConn		1	4							88	H	Incarnate Word		7	4	114	H	Missouri St.	10	0
24	H	UConn		4	8							97	H	Arkansas St.		7	6	117	H	Troy	8	7
												97	H	Arkansas St.		5	3	117	H	Troy	6	7
												97	H	Arkansas St.		16	14	117	H	Troy	3	7
																		123	A	McNeese	5	3
																		123	A	McNeese	18	10
																		126	H	Utah	8	3
																		137	A	Rice	5	0
																		137	H	Rice	7	6
																		137	N	Rice	1	0
																		139	A	UTSA	8	3
																		139	H	UTSA	14	1
																		146	H	La.-Monroe	13	1
																		146	H	La.-Monroe	5	1
																		146	H	La.-Monroe	6	5
																		155	H	A&M-Corpus Christi	5	12
																		172	A	Appalachian St.	5	4
																		172	A	Appalachian St.	8	3
																		172	A	Appalachian St.	0	3
																		207	H	Houston Baptist	17	8
																		56	A	Ga. Southern	14	4
																		56	A	Ga. Southern	8	2
																		56	A	Ga. Southern	0	12
LAST 10 GAMES																						
						117	H	Troy		6	7	97	H	Arkansas St.		16	14	172	A	Appalachian St.	8	3
						117	H	Troy		3	7	207	H	Houston Baptist		17	8	172	A	Appalachian St.	0	3
						39	H	Texas		7	6	56	A	Ga. Southern		14	4	207	H	Houston Baptist	17	8
						97	H	Arkansas St.		7	6	56	A	Ga. Southern		8	2					
						97	H	Arkansas St.		5	3	56	A	Ga. Southern		0	12					

Average RPI Win:	118	WON-LOST	WINNING	LAST 10	STRENGTH OF	OPP. STRENGTH	TEAM	ADJ	CONF.	ADJ CONF.				
Average RPI Loss:	60	RECORD	PCT. RANK	GAMES	SCHEDULE	OF SCHEDULE	RPI	RPI	RPI	RPI				
DIV. I ONLY		27-12-0	.69231	31	5-5-0	51	56	33	.56938	33	2	2		
DIV. I NON-CONF.		18-7-0	.72	40	2-1-0	144	98	70	.54374	70	3	3		
<hr/>														
TOTALS	RPI 1-25	RPI 26-50		W-L RECORDS		RPI 51-100		RPI 101-150		RPI 150+				
27-12-0	4-3-0	7-4-0		OVERALL		3-3-0		1-1-0		12-1-0				
22-5-0	3-0-0	5-4-0		HOME		1-0-0		1-0-0		12-1-0				
4-5-0	1-2-0	1-0-0		AWAY		2-3-0		0-0-0		0-0-0				
1-2-0	0-1-0	1-0-0		NEUTRAL		0-0-0		0-1-0		0-0-0				
18-7-0	0-1-0	4-2-0		NON-CONFERENCE		1-2-0		1-1-0		12-1-0				
16-3-0	0-0-0	2-2-0		HOME		1-0-0		1-0-0		12-1-0				
1-2-0	0-0-0	1-0-		AWAY		0-2-0		0-0-0		0-0-0				
1-2-0	0-1-0	1-0-0		NEUTRAL		0-0-0		0-1-0		0-0-0				
9-5-0	4-2-0	3-2-0		CONFERENCE		2-1-0		0-0-0		0-0-0				
6-2-0	3-0-0	3-2-0		HOME		0-0-0		0-0-0		0-0-0				
3-3-0	1-2-0	0-0-0		AWAY		2-1-0		0-0-0		0-0-0				
0-0-0	0-0-0	0-0-0		NEUTRAL		0-0-0		0-0-0		0-0-0				
RPI	S	Opponent	Score		RPI	S	Opponent	Score		RPI	S	Opponent	Score	
13	N	Texas A&M	2	5	29	A	DBU	5	1	55	A	UT Arlington	1	2
17	A	Texas Tech	2	3	29	H	DBU	10	4	77	A	Sam Houston St.	7	8
17	A	Texas Tech	11	10	32	N	Texas St.	5	4	77	H	Sam Houston St.	9	6
17	A	Texas Tech	3	13	36	H	Oklahoma	3	2	91	A	Kansas	7	12
18	H	West Virginia	12	0	36	H	Oklahoma	7	3	91	A	Kansas	8	0
18	H	West Virginia	6	5	36	H	Oklahoma	5	7	91	A	Kansas	8	2
18	H	West Virginia	10	4	39	H	Texas	6	5					
					39	H	Texas	6	8					
					44	H	Nebraska	4	12					
					44	H	Nebraska	10	3					
					44	H	Nebraska	0	2					
					LAST 10 GAMES									
					91	A	Kansas	8	0	17	A	Texas Tech	2	3
					91	A	Kansas	8	2	17	A	Texas Tech	11	10
					204	H	Holy Cross	8	5	77	H	Sam Houston St.	9	6
					145	H	SFA	10	0	36	H	Oklahoma	3	2
					17	A	Texas Tech	3	13	36	H	Oklahoma	7	3

Non-Div. I Games:

Baylor

Average RPI Win: 112		WON-LOST	WINNING	LAST 10	STRENGTH OF		OPP. STRENGTH	TEAM	ADJ	CONF.	ADJ CONF.
Average RPI Loss: 62		RECORD	PCT. RANK	GAMES	SCHEDULE		OF SCHEDULE	RPI	RPI	RPI	RPI
DIV. I ONLY		22-16-0	.57895	96	6-4-0		23	55	34	.56907	34
DIV. I NON-CONF.		14-7-0	.66667	60	3-0-0		12	83	13	.59998	13
TOTALS		RPI 1-25	RPI 26-50		W-L RECORDS		RPI 51-100		RPI 101-150		RPI 150+
22-16-0		2-6-0	3-5-0		OVERALL		8-2-0		3-1-0		6-2-0
10-9-0		0-3-0	3-4-0		HOME		7-2-0		0-0-0		0-0-0
12-7-0		2-3-0	0-1-0		AWAY		1-0-0		3-1-0		6-2-0
0-0-0		0-0-0	0-0-0		NEUTRAL		0-0-0		0-0-0		0-0-0
14-7-0		1-2-0	2-3-0		NON-CONFERENCE		7-0-0		0-1-0		4-1-0
8-2-0		0-0-0	2-2-0		HOME		6-0-0		0-0-0		0-0-0
6-5-0		1-2-0	0-0-		AWAY		1-0-0		0-1-0		4-1-0
0-0-0		0-0-0	0-0-0		NEUTRAL		0-0-0		0-0-0		0-0-0
8-9-0		1-4-0	1-2-0		CONFERENCE		1-2-0		3-0-0		2-1-0
2-7-0		0-3-0	1-2-0		HOME		1-2-0		0-0-0		0-0-0
6-2-0		1-1-0	0-0-0		AWAY		0-0-0		3-0-0		2-1-0
0-0-0		0-0-0	0-0-0		NEUTRAL		0-0-0		0-0-0		0-0-0
RPI S	Opponent	Score	RPI S	Opponent	Score	RPI S	Opponent	Score	RPI S	Opponent	Score
6 A	Oregon St.	6 7	42 A	BYU	3 7	64 H	Washington	3 9	126 A	Utah	9 6
6 A	Oregon St.	12 8	43 H	Arizona St.	5 4	64 H	Washington	3 19	126 A	Utah	9 4
11 H	Stanford	0 10	43 H	Arizona St.	3 7	64 H	Washington	1 0	126 A	Utah	6 3
11 H	Stanford	5 20	43 H	Arizona St.	2 12	65 A	Gonzaga	7 6	129 A	Portland	3 5
11 H	Stanford	4 5	47 H	Fresno St.	8 7	66 H	Loyola Marymount	6 0	201 A	Washington St.	11 8
17 A	Texas Tech	4 6	47 H	Fresno St.	2 14	66 H	Loyola Marymount	4 3	201 A	Washington St.	7 8
17 A	Texas Tech	11 12	47 H	Fresno St.	1 5	66 H	Loyola Marymount	7 6	201 A	Washington St.	21 3
17 A	Texas Tech	9 4	47 H	Fresno St.	5 3	74 H	Saint Mary's (CA)	6 2	236 A	Hawaii	4 3
						74 H	Saint Mary's (CA)	3 2	236 A	Hawaii	8 7
						74 H	Saint Mary's (CA)	5 4	236 A	Hawaii	3 1
									236 A	Hawaii	6 7
									274 A	Utah Valley	12 9
LAST 10 GAMES											
126 A	Utah	9 6	11 H	Stanford	4 5						
126 A	Utah	6 3	65 A	Gonzaga	7 6						
74 H	Saint Mary's (CA)	5 4	201 A	Washington St.	7 8						
11 H	Stanford	0 10	201 A	Washington St.	11 8						
11 H	Stanford	5 20	201 A	Washington St.	21 3						

Non-Div. I Games:

Oregon

Average RPI Win:	91	WON-LOST	WINNING	LAST 10	STRENGTH OF	OPP. STRENGTH	TEAM	ADJ	CONF.	ADJ CONF.		
Average RPI Loss:	71	RECORD	PCT. RANK	GAMES	SCHEDULE	OF SCHEDULE	RPI	RPI	RPI	RPI		
DIV. I ONLY		19-17-0	.52778	127	2-8-0	17	61	35	.56715	35	6	6
DIV. I NON-CONF.		13-14-0	.48148	152	1-5-0	51	20	71	.54339	71	6	6
<hr/>												
TOTALS	RPI 1-25	RPI 26-50		W-L RECORDS		RPI 51-100		RPI 101-150		RPI 150+		
19-17-0	2-6-0	3-3-0		OVERALL		10-4-0		0-1-0		4-3-0		
9-6-0	2-2-0	3-3-0		HOME		2-1-0		0-0-0		2-0-0		
8-11-0	0-4-0	0-0-0		AWAY		6-3-0		0-1-0		2-3-0		
2-0-0	0-0-0	0-0-0		NEUTRAL		2-0-0		0-0-0		0-0-0		
13-14-0	2-6-0	0-0-0		NON-CONFERENCE		7-4-0		0-1-0		4-3-0		
6-3-0	2-2-0	0-0-0		HOME		2-1-0		0-0-0		2-0-0		
5-11-0	0-4-0	0-0-		AWAY		3-3-0		0-1-0		2-3-0		
2-0-0	0-0-0	0-0-0		NEUTRAL		2-0-0		0-0-0		0-0-0		
6-3-0	0-0-0	3-3-0		CONFERENCE		3-0-0		0-0-0		0-0-0		
3-3-0	0-0-0	3-3-0		HOME		0-0-0		0-0-0		0-0-0		
3-0-0	0-0-0	0-0-0		AWAY		3-0-0		0-0-0		0-0-0		
0-0-0	0-0-0	0-0-0		NEUTRAL		0-0-0		0-0-0		0-0-0		
<hr/>												
RPI S	Opponent	Score		RPI S	Opponent	Score		RPI S	Opponent	Score		
2 A	Vanderbilt	4	5	29 H	DBU	11	5	59 A	Xavier	10	2	
16 H	Creighton	11	0	29 H	DBU	8	3	59 A	Xavier	2	5	
16 H	Creighton	7	1	29 H	DBU	3	4	59 A	Xavier	8	11	
16 H	Creighton	4	10	40 H	Indiana St.	4	6	71 H	Iowa	6	0	
22 A	Indiana	1	5	40 H	Indiana St.	2	8	71 H	Iowa	3	1	
22 A	Indiana	5	6	40 H	Indiana St.	6	2	71 H	Iowa	7	18	
22 A	Indiana	3	9					72 N	Boston College	4	3	
22 H	Indiana	0	5					72 N	Boston College	4	0	
								78 A	Bradley	6	4	
								78 A	Bradley	4	2	
								78 A	Bradley	1	0	
								99 A	Little Rock	10	5	
								99 A	Little Rock	3	1	
								99 A	Little Rock	5	7	
<hr/>												
LAST 10 GAMES												
29 H DBU				3	4	40 H Indiana St.				2	8	
29 H DBU				11	5	191 A Murray St.				16	12	
22 A Indiana				3	9	22 A Indiana				5	6	
40 H Indiana St.				4	6	22 A Indiana				1	5	
40 H Indiana St.				6	2	22 H Indiana				0	5	

**Non-Div. I Games:**

Evansville

O  
k  
l  
a  
h  
o  
m  
a

Oklahoma

Average RPI Win: 163		WON-LOST	WINNING	LAST 10	STRENGTH OF		OPP. STRENGTH	TEAM	ADJ	CONF.	ADJ CONF.
Average RPI Loss: 59		RECORD	PCT. RANK	GAMES	SCHEDULE		OF SCHEDULE	RPI	RPI	RPI	RPI
DIV. I ONLY		26-9-0	.74286	14	6-4-0		185	50	37	.56624	37
DIV. I NON-CONF.		18-5-0	.78261	20	2-1-0		209	13	44	.57047	44
TOTALS		RPI 1-25	RPI 26-50		W-L RECORDS		RPI 51-100		RPI 101-150		RPI 150+
26-9-0		0-4-0	0-0-0		OVERALL		7-4-0		5-0-0		14-1-0
15-2-0		0-0-0	0-0-0		HOME		6-2-0		0-0-0		9-0-0
11-7-0		0-4-0	0-0-0		AWAY		1-2-0		5-0-0		5-1-0
0-0-0		0-0-0	0-0-0		NEUTRAL		0-0-0		0-0-0		0-0-0
18-5-0		0-1-0	0-0-0		NON-CONFERENCE		7-4-0		5-0-0		6-0-0
9-2-0		0-0-0	0-0-0		HOME		6-2-0		0-0-0		3-0-0
9-3-0		0-1-0	0-0-		AWAY		1-2-0		5-0-0		3-0-0
0-0-0		0-0-0	0-0-0		NEUTRAL		0-0-0		0-0-0		0-0-0
8-4-0		0-3-0	0-0-0		CONFERENCE		0-0-0		0-0-0		8-1-0
6-0-0		0-0-0	0-0-0		HOME		0-0-0		0-0-0		6-0-0
2-4-0		0-3-0	0-0-0		AWAY		0-0-0		0-0-0		2-1-0
0-0-0		0-0-0	0-0-0		NEUTRAL		0-0-0		0-0-0		0-0-0
RPI S	Opponent	Score	RPI S	Opponent	Score	RPI S	Opponent	Score	RPI S	Opponent	Score
1 A	UCLA	3 9				63 A	San Diego St.	3 9	114 A	Missouri St.	3 2
8 A	UC Santa Barbara	1 10				63 H	San Diego St.	6 5	114 A	Missouri St.	4 1
8 A	UC Santa Barbara	2 3				64 H	Washington	2 1	137 A	Rice	11 5
8 A	UC Santa Barbara	1 4				64 H	Washington	6 4	137 A	Rice	7 0
						64 H	Washington	5 9	137 A	Rice	11 4
						66 A	Loyola Marymount	3 7	182 H	CSUN	4 3
						69 H	San Diego	17 7	182 H	CSUN	2 0
						80 H	St. John's (NY)	3 0	182 H	CSUN	7 1
						80 H	St. John's (NY)	3 4	201 H	Washington St.	8 4
						80 H	St. John's (NY)	3 0	201 H	Washington St.	4 1
						92 A	Southern California	12 9	201 H	Washington St.	5 1
									216 H	Long Beach St.	4 1
									216 H	Long Beach St.	9 4
									216 H	Long Beach St.	4 0
									236 A	Hawaii	8 5
									236 A	Hawaii	2 10
									236 A	Hawaii	4 0
									274 A	Utah Valley	17 4
									274 A	Utah Valley	17 4
									274 A	Utah Valley	15 0
LAST 10 GAMES											
			92 A	Southern California	12 9	8 A	UC Santa Barbara	2 3			
			182 H	CSUN	2 0	8 A	UC Santa Barbara	1 10			
			182 H	CSUN	4 3	8 A	UC Santa Barbara	1 4			
			182 H	CSUN	7 1	1 A	UCLA	3 9			
			63 H	San Diego St.	6 5	216 H	Long Beach St.	4 0			

Non-Div. I Games:

UC Irvine



Average RPI Win:		101	WON-LOST RECORD		WINNING PCT. RANK		LAST 10 GAMES		STRENGTH OF SCHEDULE		OPP. STRENGTH OF SCHEDULE		TEAM RPI		ADJ RPI		CONF. RPI		ADJ CONF. RPI				
DIV. I ONLY			25-16-0		.60976 68		8-2-0		29		35		38		.56551 38		5		5				
DIV. I NON-CONF.			17-9-0		.65385 68		3-0-0		27		56		39		.57404 39		5		5				
TOTALS		RPI 1-25		RPI 26-50		W-L RECORDS		RPI 51-100		RPI 101-150		RPI 150+											
25-16-0		3-5-0		2-2-0		OVERALL		8-2-0		8-7-0		4-0-0											
15-9-0		3-4-0		0-0-0		HOME		3-1-0		6-4-0		3-0-0											
9-4-0		0-0-0		2-1-0		AWAY		4-0-0		2-3-0		1-0-0											
1-3-0		0-1-0		0-1-0		NEUTRAL		1-1-0		0-0-0		0-0-0											
17-9-0		1-1-0		2-2-0		NON-CONFERENCE		5-2-0		5-4-0		4-0-0											
11-4-0		1-0-0		0-0-0		HOME		3-1-0		4-3-0		3-0-0											
5-2-0		0-0-0		2-0-		AWAY		1-0-0		1-1-0		1-0-0											
1-3-0		0-1-0		0-1-0		NEUTRAL		1-1-0		0-0-0		0-0-0											
8-7-0		2-4-0		0-0-0		CONFERENCE		3-0-0		3-3-0		0-0-0											
4-5-0		2-4-0		0-0-0		HOME		0-0-0		2-1-0		0-0-0											
4-2-0		0-0-0		0-0-0		AWAY		3-0-0		1-2-0		0-0-0											
0-0-0		0-0-0		0-0-0		NEUTRAL		0-0-0		0-0-0		0-0-0											
RPI	S	Opponent		Score		RPI	S	Opponent		Score		RPI	S	Opponent		Score							
9	H	East Carolina		3	15	29	A	DBU		8	6	75	N	TCU		6	10	119	H	Northwestern St.		5	3
9	H	East Carolina		1	3	29	A	DBU		4	8	77	A	Sam Houston St.		12	7	119	H	Northwestern St.		5	4
9	H	East Carolina		2	0	29	A	DBU		2	0	77	H	Sam Houston St.		2	1	119	H	Northwestern St.		1	2
13	H	Texas A&M		4	1	32	N	Texas St.		4	9	77	N	Sam Houston St.		9	3	123	A	McNeese		0	1
13	N	Texas A&M		2	3							85	A	Wichita St.		13	5	123	H	McNeese		5	13
24	H	UConn		5	4							85	A	Wichita St.		7	3	124	H	Cincinnati		8	4
24	H	UConn		1	2							85	A	Wichita St.		7	4	124	H	Cincinnati		3	1
24	H	UConn		3	9							94	H	Arizona		9	7	124	H	Cincinnati		2	3
												94	H	Arizona		2	1	125	A	Memphis		4	3
												94	H	Arizona		4	9	125	A	Memphis		4	6
																		125	A	Memphis		3	7
																		136	H	FIU		5	4
																		137	H	Rice		3	5
																		139	H	UTSA		4	2
																		145	A	SFA		16	1
																		171	H	Army West Point		9	7
																		171	H	Army West Point		3	2
																		171	H	Army West Point		6	3
																		200	A	Lamar University		8	7
LAST 10 GAMES																							
		9 H East Carolina		1	3			124 H Cincinnati		8	4												
		200 A Lamar University		8	7			124 H Cincinnati		3	1												
		125 A Memphis		4	6			124 H Cincinnati		2	3												
		125 A Memphis		3	7			13 H Texas A&M		4	1												
		77 N Sam Houston St.		9	3			85 A Wichita St.		7	4												

Non-Div. I Games:

Houston

Average RPI Win: 89		WON-LOST RECORD		WINNING PCT. RANK		LAST 10 GAMES		STRENGTH OF SCHEDULE		OPP. STRENGTH OF SCHEDULE		TEAM RPI		ADJ RPI		CONF. RPI		ADJ CONF. RPI					
DIV. I ONLY		24-19-0		.55814 112		4-6-0		25		3		39		.56481 39		2		2					
DIV. I NON-CONF.		19-10-0		.65517 65		2-1-0		37		4		33		.57842 33		3		3					
TOTALS		RPI 1-25		RPI 26-50		W-L RECORDS		RPI 51-100		RPI 101-150		RPI 150+											
24-19-0		7-9-0		1-2-0		OVERALL		7-5-0		4-2-0		5-1-0											
18-7-0		6-3-0		0-0-0		HOME		6-2-0		1-1-0		5-1-0											
6-12-0		1-6-0		1-2-0		AWAY		1-3-0		3-1-0		0-0-0											
0-0-0		0-0-0		0-0-0		NEUTRAL		0-0-0		0-0-0		0-0-0											
19-10-0		5-5-0		0-1-0		NON-CONFERENCE		5-1-0		4-2-0		5-1-0											
15-4-0		4-2-0		0-0-0		HOME		5-0-0		1-1-0		5-1-0											
4-6-0		1-3-0		0-0-		AWAY		0-1-0		3-1-0		0-0-0											
0-0-0		0-0-0		0-0-0		NEUTRAL		0-0-0		0-0-0		0-0-0											
5-9-0		2-4-0		1-1-0		CONFERENCE		2-4-0		0-0-0		0-0-0											
3-3-0		2-1-0		0-0-0		HOME		1-2-0		0-0-0		0-0-0											
2-6-0		0-3-0		1-1-0		AWAY		1-2-0		0-0-0		0-0-0											
0-0-0		0-0-0		0-0-0		NEUTRAL		0-0-0		0-0-0		0-0-0											
RPI	S	Opponent		Score		RPI	S	Opponent		Score		RPI	S	Opponent		Score							
3	H	Arkansas		7	6	32	A	Texas St.		6	7	59	H	Xavier		6	5	120	A	Louisiana	6	8	
3	H	Arkansas		4	11	33	A	Baylor		5	6	59	H	Xavier		6	5	120	A	Louisiana	3	1	
11	A	Stanford		1	8	33	A	Baylor		8	6	59	H	Xavier		6	5	120	A	Louisiana	6	5	
11	A	Stanford		0	9							70	H	Kansas St.		10	2	137	A	Rice	11	4	
11	A	Stanford		2	4							70	H	Kansas St.		4	6	137	H	Rice	3	1	
11	A	Stanford		4	0							70	H	Kansas St.		0	2	139	H	UTSA	7	10	
13	H	Texas A&M		6	9							75	A	TCU		13	1	181	H	Purdue	3	0	
17	H	Texas Tech		4	3							75	A	TCU		2	3	181	H	Purdue	0	4	
17	H	Texas Tech		4	3							75	A	TCU		8	12	181	H	Purdue	7	2	
17	H	Texas Tech		0	3							77	H	Sam Houston St.		10	3	181	H	Purdue	13	6	
20	H	LSU		7	6							88	A	Incarnate Word		2	3	200	H	Lamar University	7	2	
20	H	LSU		8	1							98	H	UTRGV		4	3	239	H	Texas Southern	17	3	
20	H	LSU		8	4																		
21	A	Oklahoma St.		0	15																		
21	A	Oklahoma St.		2	10																		
21	A	Oklahoma St.		10	11																		
LAST 10 GAMES																							
181	H	Purdue		0	4	200	H	Lamar University		7	2												
32	A	Texas St.		6	7	70	H	Kansas St.		0	2												
21	A	Oklahoma St.		10	11	70	H	Kansas St.		10	2												
21	A	Oklahoma St.		2	10	70	H	Kansas St.		4	6												
21	A	Oklahoma St.		0	15	137	H	Rice		3	1												

Non-Div. I Games:

Texas

Average RPI Win: Average RPI Loss:	167 95	WON-LOST RECORD	WINNING PCT. RANK	LAST 10 GAMES		STRENGTH OF SCHEDULE	OPP. STRENGTH OF SCHEDULE	TEAM RPI	ADJ RPI	CONF. RPI	ADJ CONF. RPI
DIV. I ONLY		29-9-0	.76316    9	6-4-0		222	72	40	.56464    40	6	6
DIV. I NON-CONF.		23-6-0	.7931    19	1-3-0		184	109	30	.58107    30	6	6
TOTALS	RPI 1-25	RPI 26-50	W-L RECORDS	RPI 51-100	RPI 101-150	RPI 150+					
29-9-0	1-2-0	2-1-0	OVERALL	1-1-0	7-3-0	18-2-0					
10-1-0	1-1-0	0-0-0	HOME	0-0-0	2-0-0	7-0-0					
14-8-0	0-1-0	2-1-0	AWAY	1-1-0	5-3-0	6-2-0					
5-0-0	0-0-0	0-0-0	NEUTRAL	0-0-0	0-0-0	5-0-0					
23-6-0	1-2-0	0-0-0	NON-CONFERENCE	1-1-0	6-1-0	15-2-0					
7-1-0	1-1-0	0-0-0	HOME	0-0-0	2-0-0	4-0-0					
11-5-0	0-1-0	0-0-	AWAY	1-1-0	4-1-0	6-2-0					
5-0-0	0-0-0	0-0-0	NEUTRAL	0-0-0	0-0-0	5-0-0					
6-3-0	0-0-0	2-1-0	CONFERENCE	0-0-0	1-2-0	3-0-0					
3-0-0	0-0-0	0-0-0	HOME	0-0-0	0-0-0	3-0-0					
3-3-0	0-0-0	2-1-0	AWAY	0-0-0	1-2-0	0-0-0					
0-0-0	0-0-0	0-0-0	NEUTRAL	0-0-0	0-0-0	0-0-0					
RPI S Opponent Score	RPI S Opponent Score	RPI S Opponent Score	RPI S Opponent Score								
2 A Vanderbilt 1 7	35 A Evansville 8 2	60 A Michigan 4 6	112 A Jacksonville 7 1								
22 H Indiana 14 15	35 A Evansville 6 4	60 A Michigan 8 7	112 A Jacksonville 13 7								
23 H Illinois 3 1	35 A Evansville 2 6		112 A Jacksonville 8 3								
			114 A Missouri St. 12 0								
			114 A Missouri St. 5 6								
			114 A Missouri St. 0 1								
			132 A Western Caro. 8 4								
			132 A Western Caro. 9 10								
			144 H Austin Peay 8 1								
			144 H Austin Peay 3 2								
			162 N Rutgers 7 5								
			162 N Rutgers 4 3								
			162 N Rutgers 3 1								
			174 N Marshall 4 1								
			181 A Purdue 4 3								
			181 H Purdue 4 3								
			188 A Michigan St. 2 1								
			188 A Michigan St. 0 1								
			188 A Michigan St. 0 6								
			189 A Mercer 7 3								
			189 A Mercer 9 4								
			189 A Mercer 12 7								
	LAST 10 GAMES										
	242 H Valparaiso 11 5	35 A Evansville 2 6	210 A UNCW 1 0								
	242 H Valparaiso 8 0	35 A Evansville 8 2	242 H Valparaiso 8 0								
	162 N Rutgers 7 5	2 A Vanderbilt 1 7	242 H Valparaiso 11 5								
	189 A Mercer 7 3	242 H Valparaiso 13 2	242 H Valparaiso 13 2								
	35 A Evansville 6 4	60 A Michigan 4 6	270 N Iona 10 0								

**Non-Div. I Games:**

Indiana St.

RPI	S	Opponent	Score	
277	H	The Citadel	5	1
277	H	The Citadel	4	2
277	H	The Citadel	8	0

Indiana St.

I  
n  
d  
i  
a  
n  
a  
S  
t  
.

I  
n  
d  
i  
a  
n  
a  
S  
t  
.



Average RPI Win: 129		WON-LOST RECORD	WINNING PCT. RANK	LAST 10 GAMES	STRENGTH OF SCHEDULE	OPP. STRENGTH OF SCHEDULE	TEAM RPI	ADJ RPI		CONF. RPI	ADJ CONF. RPI				
Average RPI Loss: 86															
DIV. I ONLY		26-10-0	.72222	22	5-5-0	129	88	42	.56434	42	8	8			
DIV. I NON-CONF.		16-5-0	.7619	23	2-2-0	219	108	49	.56076	49	10	10			
<hr/>															
TOTALS		RPI 1-25		RPI 26-50		W-L RECORDS		RPI 51-100		RPI 101-150		RPI 150+			
26-10-0		0-0-0		1-1-0		OVERALL		11-7-0		7-1-0		7-1-0			
15-3-0		0-0-0		1-0-0		HOME		6-3-0		6-0-0		2-0-0			
7-5-0		0-0-0		0-0-0		AWAY		3-3-0		0-1-0		4-1-0			
4-2-0		0-0-0		0-1-0		NEUTRAL		2-1-0		1-0-0		1-0-0			
<hr/>															
16-5-0		0-0-0		1-1-0		NON-CONFERENCE		4-2-0		4-1-0		7-1-0			
6-0-0		0-0-0		1-0-0		HOME		0-0-0		3-0-0		2-0-0			
6-3-0		0-0-0		0-0-		AWAY		2-1-0		0-1-0		4-1-0			
4-2-0		0-0-0		0-1-0		NEUTRAL		2-1-0		1-0-0		1-0-0			
<hr/>															
10-5-0		0-0-0		0-0-0		CONFERENCE		7-5-0		3-0-0		0-0-0			
9-3-0		0-0-0		0-0-0		HOME		6-3-0		3-0-0		0-0-0			
1-2-0		0-0-0		0-0-0		AWAY		1-2-0		0-0-0		0-0-0			
0-0-0		0-0-0		0-0-0		NEUTRAL		0-0-0		0-0-0		0-0-0			
<hr/>															
RPI	S	Opponent	Score	RPI	S	Opponent	Score	RPI	S	Opponent	Score				
				34	H	Oregon	7 3	58	H	Pepperdine	4 2	126	A	Utah	6 8
				46	N	California	6 10	58	H	Pepperdine	0 7	129	H	Portland	11 1
								58	H	Pepperdine	13 7	129	H	Portland	3 1
								64	A	Washington	7 3	129	H	Portland	10 1
								64	A	Washington	4 0	134	H	Milwaukee	11 8
								64	A	Washington	0 1	134	H	Milwaukee	14 6
								65	H	Gonzaga	7 4	134	H	Milwaukee	5 3
								65	H	Gonzaga	2 4	140	N	Ohio St.	5 1
								65	H	Gonzaga	2 4	155	A	A&M-Corpus Christi	6 2
								69	A	San Diego	17 4	200	A	Lamar University	4 0
								69	A	San Diego	5 6	200	A	Lamar University	4 2
								69	A	San Diego	5 15	200	A	Lamar University	1 3
								74	H	Saint Mary's (CA)	5 3	205	N	Oral Roberts	8 3
								74	H	Saint Mary's (CA)	11 0	274	A	Utah Valley	14 13
								74	H	Saint Mary's (CA)	10 6	274	H	Utah Valley	5 1
								96	N	Northwestern	2 3	289	H	Niagara	11 5
								96	N	Northwestern	4 3				
								96	N	Northwestern	11 2				
<hr/>															
				LAST 10 GAMES											
				289	H	Niagara	11 5	64	A	Washington	0 1				
				134	H	Milwaukee	14 6	58	H	Pepperdine	0 7				
				96	N	Northwestern	11 2	58	H	Pepperdine	4 2				
				64	A	Washington	4 0	58	H	Pepperdine	13 7				
				64	A	Washington	7 3	69	A	San Diego	17 4				

Non-Div. I Games:

BYU

Average RPI Win: 128		WON-LOST RECORD		WINNING PCT. RANK		LAST 10 GAMES		STRENGTH OF SCHEDULE		OPP. STRENGTH OF SCHEDULE		TEAM RPI		ADJ RPI		CONF. RPI		ADJ CONF. RPI				
DIV. I ONLY		31-8-0		.79487 4		6-4-0		211		4		43		.56428 43		3		3				
DIV. I NON-CONF.		19-2-0		.90476 3		2-1-0		248		19		36		.57692 36		2		2				
TOTALS		RPI 1-25		RPI 26-50		W-L RECORDS		RPI 51-100		RPI 101-150		RPI 150+										
31-8-0		1-2-0		2-1-0		OVERALL		10-2-0		8-2-0		10-1-0										
25-3-0		1-2-0		0-0-0		HOME		8-0-0		6-0-0		10-1-0										
6-5-0		0-0-0		2-1-0		AWAY		2-2-0		2-2-0		0-0-0										
0-0-0		0-0-0		0-0-0		NEUTRAL		0-0-0		0-0-0		0-0-0										
19-2-0		0-0-0		0-0-0		NON-CONFERENCE		6-0-0		6-1-0		7-1-0										
18-1-0		0-0-0		0-0-0		HOME		5-0-0		6-0-0		7-1-0										
1-1-0		0-0-0		0-0-		AWAY		1-0-0		0-1-0		0-0-0										
0-0-0		0-0-0		0-0-0		NEUTRAL		0-0-0		0-0-0		0-0-0										
12-6-0		1-2-0		2-1-0		CONFERENCE		4-2-0		2-1-0		3-0-0										
7-2-0		1-2-0		0-0-0		HOME		3-0-0		0-0-0		3-0-0										
5-4-0		0-0-0		2-1-0		AWAY		1-2-0		2-1-0		0-0-0										
0-0-0		0-0-0		0-0-0		NEUTRAL		0-0-0		0-0-0		0-0-0										
RPI	S	Opponent		Score		RPI	S	Opponent		Score		RPI	S	Opponent		Score						
6	H	Oregon St.		4	1	34	A	Oregon		12	2	58	H	Pepperdine		4	3	106	A	UNLV	9	10
6	H	Oregon St.		3	4	34	A	Oregon		7	3	59	H	Xavier		11	6	106	H	UNLV	9	2
6	H	Oregon St.		4	6	34	A	Oregon		4	5	59	H	Xavier		8	3	116	H	California Baptist	15	9
												59	H	Xavier		12	0	126	A	Utah	3	6
												69	H	San Diego		12	2	126	A	Utah	8	5
												87	A	Cal St. Fullerton		6	4	126	A	Utah	11	6
												92	A	Southern California		3	7	131	H	Notre Dame	16	5
												92	A	Southern California		11	8	131	H	Notre Dame	10	1
												92	A	Southern California		6	10	131	H	Notre Dame	20	7
												94	H	Arizona		8	2	150	H	New Mexico St.	7	3
												94	H	Arizona		8	3	188	H	Michigan St.	8	5
												94	H	Arizona		17	16	188	H	Michigan St.	13	2
																		188	H	Michigan St.	8	0
																		201	H	Washington St.	6	0
																		201	H	Washington St.	8	7
																		201	H	Washington St.	6	5
																		216	H	Long Beach St.	9	14
																		226	H	UC Davis	17	2
																		226	H	UC Davis	13	3
																		226	H	UC Davis	3	2
																		254	H	Seattle U	12	5
LAST 10 GAMES																						
				106	H	UNLV		9	2	6		H	Oregon St.		3	4						
				126	A	Utah		3	6	6		H	Oregon St.		4	6						
				126	A	Utah		8	5	6		H	Oregon St.		4	1						
				126	A	Utah		11	6	106	A	UNLV		9	10							
				254	H	Seattle U		12	5	92	A	Southern California		11	8							

Non-Div. I Games:

Arizona St.

Average RPI Win:		135	WON-LOST RECORD		WINNING PCT. RANK		LAST 10 GAMES		STRENGTH OF SCHEDULE		OPP. STRENGTH OF SCHEDULE		TEAM RPI		ADJ RPI		CONF. RPI		ADJ CONF. RPI				
DIV. I ONLY			22-14-0		.61111 67		5-5-0		88		29		44		.56374 44		7		7				
DIV. I NON-CONF.			11-10-0		.52381 140		1-3-0		14		12		38		.57454 38		7		7				
TOTALS		RPI 1-25		RPI 26-50		W-L RECORDS		RPI 51-100		RPI 101-150		RPI 150+											
22-14-0		2-6-0		2-1-0		OVERALL		3-6-0		2-0-0		13-1-0											
8-2-0		0-1-0		0-0-0		HOME		0-1-0		2-0-0		6-0-0											
13-7-0		1-1-0		2-1-0		AWAY		3-4-0		0-0-0		7-1-0											
1-5-0		1-4-0		0-0-0		NEUTRAL		0-1-0		0-0-0		0-0-0											
11-10-0		2-6-0		2-1-0		NON-CONFERENCE		1-2-0		2-0-0		4-1-0											
2-2-0		0-1-0		0-0-0		HOME		0-1-0		2-0-0		0-0-0											
8-3-0		1-1-0		2-0-		AWAY		1-0-0		0-0-0		4-1-0											
1-5-0		1-4-0		0-0-0		NEUTRAL		0-1-0		0-0-0		0-0-0											
11-4-0		0-0-0		0-0-0		CONFERENCE		2-4-0		0-0-0		9-0-0											
6-0-0		0-0-0		0-0-0		HOME		0-0-0		0-0-0		6-0-0											
5-4-0		0-0-0		0-0-0		AWAY		2-4-0		0-0-0		3-0-0											
0-0-0		0-0-0		0-0-0		NEUTRAL		0-0-0		0-0-0		0-0-0											
RPI	S	Opponent		Score		RPI	S	Opponent		Score		RPI	S	Opponent		Score							
6	N	Oregon St.		2	8	33	A	Baylor		12	4	70	A	Kansas St.		7	0	113	H	Air Force		7	6
6	N	Oregon St.		3	5	33	A	Baylor		3	10	70	H	Kansas St.		0	5	113	H	Air Force		12	3
6	N	Oregon St.		1	17	33	A	Baylor		2	0	71	A	Iowa		3	2	169	A	Penn St.		3	2
6	N	Oregon St.		3	8							71	A	Iowa		2	3	169	A	Penn St.		3	1
16	A	Creighton		6	3							71	A	Iowa		9	17	169	A	Penn St.		4	2
16	A	Creighton		1	2							77	N	Sam Houston St.		10	11	181	H	Purdue		13	4
16	H	Creighton		2	10							83	A	Minnesota		2	5	181	H	Purdue		17	0
17	N	Texas Tech		2	1							83	A	Minnesota		10	1	181	H	Purdue		9	5
												83	A	Minnesota		2	3	188	H	Michigan St.		5	2
																		188	H	Michigan St.		6	2
																		188	H	Michigan St.		4	1
																		196	A	Omaha		8	5
																		206	A	UC Riverside		9	10
																		206	A	UC Riverside		21	6
																		206	A	UC Riverside		10	6
																		206	A	UC Riverside		7	1
LAST 10 GAMES																							
						206	A	UC Riverside		10	6	196	A	Omaha		8	5						
						16	A	Creighton		1	2	70	H	Kansas St.		0	5						
						71	A	Iowa		3	2	169	A	Penn St.		3	1						
						71	A	Iowa		9	17	169	A	Penn St.		4	2						
						71	A	Iowa		2	3	169	A	Penn St.		3	2						

Non-Div. I Games:

Nebraska



Average RPI Win: 143		WON-LOST RECORD		WINNING PCT. RANK		LAST 10 GAMES		STRENGTH OF SCHEDULE		OPP. STRENGTH OF SCHEDULE		TEAM RPI		ADJ RPI		CONF. RPI		ADJ CONF. RPI	
DIV. I ONLY		21-20-0		.5122 143		4-6-0		8		20		45		.5627 45		1		1	
DIV. I NON-CONF.		17-6-0		.73913 33		2-1-0		73		122		28		.58238 28		1		1	
TOTALS		RPI 1-25		RPI 26-50		W-L RECORDS		RPI 51-100		RPI 101-150		RPI 150+							
21-20-0		2-18-0		2-1-0		OVERALL		2-1-0		3-0-0		12-0-0							
13-10-0		1-9-0		0-0-0		HOME		2-1-0		0-0-0		10-0-0							
8-10-0		1-9-0		2-1-0		AWAY		0-0-0		3-0-0		2-0-0							
0-0-0		0-0-0		0-0-0		NEUTRAL		0-0-0		0-0-0		0-0-0							
17-6-0		0-5-0		0-0-0		NON-CONFERENCE		2-1-0		3-0-0		12-0-0							
12-2-0		0-1-0		0-0-0		HOME		2-1-0		0-0-0		10-0-0							
5-4-0		0-4-0		0-0-		AWAY		0-0-0		3-0-0		2-0-0							
0-0-0		0-0-0		0-0-0		NEUTRAL		0-0-0		0-0-0		0-0-0							
4-14-0		2-13-0		2-1-0		CONFERENCE		0-0-0		0-0-0		0-0-0							
1-8-0		1-8-0		0-0-0		HOME		0-0-0		0-0-0		0-0-0							
3-6-0		1-5-0		2-1-0		AWAY		0-0-0		0-0-0		0-0-0							
0-0-0		0-0-0		0-0-0		NEUTRAL		0-0-0		0-0-0		0-0-0							
RPI	S	Opponent		Score		RPI	S	Opponent		Score		RPI	S	Opponent		Score			
4	H	Georgia		8	10	28	A	Ole Miss		2	8	59	H	Xavier		16	3		
4	H	Georgia		5	0	28	A	Ole Miss		4	2	72	H	Boston College		3	12		
4	H	Georgia		3	7	28	A	Ole Miss		4	1	100	H	Morehead St.		7	0		
5	A	Louisville		3	8									144 A Austin Peay		8	4		
5	H	Louisville		6	18									144 A Austin Peay		12	5		
7	H	Tennessee		1	16									166 H Canisius		4	3		
7	H	Tennessee		2	8									166 H Canisius		12	3		
7	H	Tennessee		2	4									166 H Canisius		10	2		
13	H	Texas A&M		3	9									178 H Eastern Ky.		7	3		
13	H	Texas A&M		3	5									185 A Western Ky.		15	4		
13	H	Texas A&M		5	17									185 H Western Ky.		15	0		
17	A	Texas Tech		4	7									187 A Lipscomb		6	2		
17	A	Texas Tech		4	19									198 H Middle Tenn.		7	0		
17	A	Texas Tech		7	10									198 H Middle Tenn.		4	1		
20	A	LSU		1	2									198 H Middle Tenn.		5	4		
20	A	LSU		4	16									222 H SIUE		6	4		
20	A	LSU		2	7									279 H Northern Ky.		5	4		
25	A	Missouri		2	9														
25	A	Missouri		4	5														
25	A	Missouri		4	2														
LAST 10 GAMES																			
185	A	Western Ky.		15	4	28	A	Ole Miss		4	2								
7	H	Tennessee		2	8	28	A	Ole Miss		4	1								
7	H	Tennessee		1	16	28	A	Ole Miss		2	8								
7	H	Tennessee		2	4	187	A	Lipscomb		6	2								
5	H	Louisville		6	18	25	A	Missouri		2	9								

Non-Div. I Games:

Kentucky

Average RPI Win:		121	WON-LOST RECORD		WINNING PCT. RANK		LAST 10 GAMES		STRENGTH OF SCHEDULE		OPP. STRENGTH OF SCHEDULE		TEAM RPI	ADJ RPI		CONF. RPI	ADJ CONF. RPI						
DIV. I ONLY			21-14-0		.6	75	7-3-0		84		5		46	.56131		46	3	3					
DIV. I NON-CONF.			13-7-0		.65	72	1-0-0		101		45		50	.56015		50	2	2					
TOTALS		RPI 1-25		RPI 26-50		W-L RECORDS		RPI 51-100		RPI 101-150		RPI 150+											
21-14-0		3-6-0		1-0-0		OVERALL		6-6-0		2-1-0		9-1-0											
11-3-0		0-0-0		0-0-0		HOME		3-3-0		2-0-0		6-0-0											
9-8-0		3-6-0		0-0-0		AWAY		3-1-0		0-1-0		3-0-0											
1-3-0		0-0-0		1-0-0		NEUTRAL		0-2-0		0-0-0		0-1-0											
13-7-0		1-2-0		1-0-0		NON-CONFERENCE		3-3-0		2-1-0		6-1-0											
7-1-0		0-0-0		0-0-0		HOME		2-1-0		2-0-0		3-0-0											
5-3-0		1-2-0		0-0-		AWAY		1-0-0		0-1-0		3-0-0											
1-3-0		0-0-0		1-0-0		NEUTRAL		0-2-0		0-0-0		0-1-0											
8-7-0		2-4-0		0-0-0		CONFERENCE		3-3-0		0-0-0		3-0-0											
4-2-0		0-0-0		0-0-0		HOME		1-2-0		0-0-0		3-0-0											
4-5-0		2-4-0		0-0-0		AWAY		2-1-0		0-0-0		0-0-0											
0-0-0		0-0-0		0-0-0		NEUTRAL		0-0-0		0-0-0		0-0-0											
RPI	S	Opponent		Score		RPI	S	Opponent		Score		RPI	S	Opponent		Score		RPI	S	Opponent		Score	
1	A	UCLA		7	8	42	N	BYU		10	6	58	N	Pepperdine		5	7	104	A	Sacramento St.		0	6
1	A	UCLA		1	6							74	A	Saint Mary's (CA)		9	3	104	H	Sacramento St.		12	4
1	A	UCLA		4	1							74	H	Saint Mary's (CA)		3	10	142	H	San Jose St.		13	0
6	A	Oregon St.		5	10							74	H	Saint Mary's (CA)		13	1	151	A	Cal Poly		5	3
6	A	Oregon St.		2	3							92	H	Southern California		4	9	151	A	Cal Poly		10	2
6	A	Oregon St.		3	2							92	H	Southern California		9	8	151	A	Cal Poly		5	4
20	A	LSU		4	5							92	H	Southern California		0	1	201	H	Washington St.		6	0
20	A	LSU		5	2							94	A	Arizona		7	3	201	H	Washington St.		6	1
20	A	LSU		3	4							94	A	Arizona		10	7	201	H	Washington St.		9	5
												94	A	Arizona		2	4	216	H	Long Beach St.		13	5
												95	H	San Francisco		10	7	216	H	Long Beach St.		10	5
												96	N	Northwestern		5	9	216	H	Long Beach St.		7	1
																		235	N	CSU Bakersfield		3	4
LAST 10 GAMES																							
20	A	LSU		4	5	1	A	UCLA		7	8												
20	A	LSU		5	2	94	A	Arizona		2	4												
104	H	Sacramento St.		12	4	94	A	Arizona		7	3												
1	A	UCLA		1	6	94	A	Arizona		10	7												
1	A	UCLA		4	1	201	H	Washington St.		9	5												

Non-Div. I Games:

California



Average RPI Win: 138		WON-LOST RECORD	WINNING PCT. RANK	LAST 10 GAMES	STRENGTH OF SCHEDULE	OPP. STRENGTH OF SCHEDULE	TEAM RPI	ADJ RPI	CONF. RPI	ADJ CONF. RPI	
Average RPI Loss: 66											
DIV. I ONLY		25-16-0	.60976 68	9-1-0	28	79	48	.55992 48	4	4	
DIV. I NON-CONF.		14-6-0	.7 49	3-0-0	58	201	58	.55457 58	4	4	
TOTALS		RPI 1-25	RPI 26-50		W-L RECORDS		RPI 51-100		RPI 101-150		RPI 150+
25-16-0		2-7-0	5-1-0		OVERALL		5-5-0		0-0-0		13-3-0
16-10-0		2-3-0	2-1-0		HOME		3-4-0		0-0-0		9-2-0
7-5-0		0-4-0	3-0-0		AWAY		2-1-0		0-0-0		2-0-0
2-1-0		0-0-0	0-0-0		NEUTRAL		0-0-0		0-0-0		2-1-0
14-6-0		2-1-0	0-0-0		NON-CONFERENCE		2-2-0		0-0-0		10-3-0
10-4-0		2-0-0	0-0-0		HOME		2-2-0		0-0-0		6-2-0
2-1-0		0-1-0	0-0-		AWAY		0-0-0		0-0-0		2-0-0
2-1-0		0-0-0	0-0-0		NEUTRAL		0-0-0		0-0-0		2-1-0
11-10-0		0-6-0	5-1-0		CONFERENCE		3-3-0		0-0-0		3-0-0
6-6-0		0-3-0	2-1-0		HOME		1-2-0		0-0-0		3-0-0
5-4-0		0-3-0	3-0-0		AWAY		2-1-0		0-0-0		0-0-0
0-0-0		0-0-0	0-0-0		NEUTRAL		0-0-0		0-0-0		0-0-0
RPI S	Opponent	Score	RPI S	Opponent	Score	RPI S	Opponent	Score	RPI S	Opponent	Score
5 H	Louisville	3 8	41 A	Clemson	5 3	61 H	Campbell	6 12	159 H	Richmond	5 2
5 H	Louisville	1 2	41 A	Clemson	9 8	67 H	Wake Forest	16 2	160 A	Davidson	7 2
5 H	Louisville	6 8	41 A	Clemson	9 8	67 H	Wake Forest	4 5	160 H	Davidson	7 3
9 A	East Carolina	1 6	49 H	Virginia Tech	2 6	67 H	Wake Forest	8 9	169 N	Penn St.	14 0
9 H	East Carolina	7 2	49 H	Virginia Tech	4 0	93 A	Virginia	8 6	169 N	Penn St.	7 8
17 H	Texas Tech	13 6	49 H	Virginia Tech	9 5	93 A	Virginia	2 1	169 N	Penn St.	9 2
19 A	North Carolina	6 16				93 A	Virginia	3 11	186 H	Penn	1 3
19 A	North Carolina	7 8				96 H	Northwestern	23 8	186 H	Penn	6 7
19 A	North Carolina	0 1				96 H	Northwestern	5 4	223 H	Pittsburgh	2 0
						96 H	Northwestern	3 5	223 H	Pittsburgh	6 5
									223 H	Pittsburgh	10 9
									248 A	N.C. Central	7 5
									248 H	N.C. Central	6 2
									255 H	Lehigh	7 0
									255 H	Lehigh	8 1
									255 H	Lehigh	4 3
			LAST 10 GAMES								
			223 H	Pittsburgh	6 5	41 A	Clemson	9 8			
			223 H	Pittsburgh	2 0	17 H	Texas Tech	13 6			
			248 H	N.C. Central	6 2	49 H	Virginia Tech	9 5			
			41 A	Clemson	9 8	49 H	Virginia Tech	2 6			
			41 A	Clemson	5 3	49 H	Virginia Tech	4 0			

Non-Div. I Games:

Duke

Average RPI Win:	136	WON-LOST RECORD	WINNING PCT. RANK	LAST 10 GAMES	STRENGTH OF SCHEDULE	OPP. STRENGTH OF SCHEDULE	TEAM RPI	ADJ RPI	CONF. RPI	ADJ CONF. RPI	
DIV. I ONLY	23-18-0	.56098	107	6-4-0	22	95	49	.55895	49	4	4
DIV. I NON-CONF.	16-4-0	.8	15	3-0-0	25	224	12	.60039	12	4	4
<hr/>											
TOTALS	RPI 1-25	RPI 26-50		W-L RECORDS	RPI 51-100		RPI 101-150		RPI 150+		
23-18-0	2-4-0	1-5-0		OVERALL	6-8-0		3-0-0		11-1-0		
12-10-0	2-4-0	0-3-0		HOME	3-3-0		2-0-0		5-0-0		
9-8-0	0-0-0	1-2-0		AWAY	2-5-0		1-0-0		5-1-0		
2-0-0	0-0-0	0-0-0		NEUTRAL	1-0-0		0-0-0		1-0-0		
<hr/>											
16-4-0	0-0-0	0-0-0		NON-CONFERENCE	4-4-0		3-0-0		9-0-0		
10-3-0	0-0-0	0-0-0		HOME	3-3-0		2-0-0		5-0-0		
4-1-0	0-0-0	0-0-		AWAY	0-1-0		1-0-0		3-0-0		
2-0-0	0-0-0	0-0-0		NEUTRAL	1-0-0		0-0-0		1-0-0		
<hr/>											
7-14-0	2-4-0	1-5-0		CONFERENCE	2-4-0		0-0-0		2-1-0		
2-7-0	2-4-0	0-3-0		HOME	0-0-0		0-0-0		0-0-0		
5-7-0	0-0-0	1-2-0		AWAY	2-4-0		0-0-0		2-1-0		
0-0-0	0-0-0	0-0-0		NEUTRAL	0-0-0		0-0-0		0-0-0		
<hr/>											
RPI S	Opponent	Score	RPI S	Opponent	Score	RPI S	Opponent	Score	RPI S	Opponent	Score
10 H	Georgia Tech	3 4	41 H	Clemson	4 6	52 H	Bryant	2 4	110 A	ETSU	4 2
10 H	Georgia Tech	3 2	41 H	Clemson	1 14	52 H	Bryant	2 1	110 H	ETSU	9 3
10 H	Georgia Tech	5 7	41 H	Clemson	9 12	52 H	Bryant	4 6	148 H	High Point	16 1
19 H	North Carolina	5 7	48 A	Duke	0 4	62 A	Florida St.	8 9	153 H	Radford	8 7
19 H	North Carolina	4 1	48 A	Duke	6 2	62 A	Florida St.	6 0	159 H	Richmond	8 6
19 H	North Carolina	2 5	48 A	Duke	5 9	62 A	Florida St.	2 5	159 H	Richmond	10 1
						67 A	Wake Forest	7 8	174 A	Marshall	11 3
						67 A	Wake Forest	10 9	174 H	Marshall	7 0
						67 A	Wake Forest	3 8	220 A	Stetson	5 0
						68 A	Liberty	3 4	223 A	Pittsburgh	0 1
						68 H	Liberty	1 6	223 A	Pittsburgh	11 4
						77 N	Sam Houston St.	3 2	223 A	Pittsburgh	16 1
						90 H	UNC Greensboro	2 1	244 N	Manhattan	15 3
						90 H	UNC Greensboro	12 4	261 A	VMI	13 1
									261 H	VMI	10 9
<hr/>											
LAST 10 GAMES											
10 H Georgia Tech						5	7	52 H Bryant	2	4	
67 A Wake Forest						7	8	52 H Bryant	2	1	
67 A Wake Forest						3	8	261 H VMI	10	9	
62 A Florida St.						2	5	10 H Georgia Tech	3	4	
62 A Florida St.						6	0	10 H Georgia Tech	3	2	

Non-Div. I Games:

Virginia Tech

Average RPI Win: 155		WON-LOST	WINNING	LAST 10	STRENGTH OF		OPP. STRENGTH	TEAM	ADJ	CONF.	ADJ CONF.
Average RPI Loss: 74		RECORD	PCT. RANK	GAMES	SCHEDULE		OF SCHEDULE	RPI	RPI	RPI	RPI
DIV. I ONLY		28-12-0	.7	27	7-3-0		117	60	50	.558	50
DIV. I NON-CONF.		14-8-0	.63636	80	2-0-0		87	52	72	.54303	72
TOTALS		RPI 1-25	RPI 26-50		W-L RECORDS		RPI 51-100		RPI 101-150		RPI 150+
28-12-0		1-5-0	2-2-0		OVERALL		1-0-0		9-2-0		15-3-0
18-7-0		0-4-0	1-2-0		HOME		0-0-0		9-0-0		8-1-0
10-5-0		1-1-0	1-0-0		AWAY		1-0-0		0-2-0		7-2-0
0-0-0		0-0-0	0-0-0		NEUTRAL		0-0-0		0-0-0		0-0-0
14-8-0		1-5-0	1-0-0		NON-CONFERENCE		1-0-0		3-2-0		8-1-0
11-5-0		0-4-0	0-0-0		HOME		0-0-0		3-0-0		8-1-0
3-3-0		1-1-0	1-0-		AWAY		1-0-0		0-2-0		0-0-0
0-0-0		0-0-0	0-0-0		NEUTRAL		0-0-0		0-0-0		0-0-0
14-4-0		0-0-0	1-2-0		CONFERENCE		0-0-0		6-0-0		7-2-0
7-2-0		0-0-0	1-2-0		HOME		0-0-0		6-0-0		0-0-0
7-2-0		0-0-0	0-0-0		AWAY		0-0-0		0-0-0		7-2-0
0-0-0		0-0-0	0-0-0		NEUTRAL		0-0-0		0-0-0		0-0-0
RPI S	Opponent	Score	RPI S	Opponent	Score	RPI S	Opponent	Score	RPI S	Opponent	Score
14 A	Miami (FL)	4 11	27 A	Florida	13 11	76 A	UCF	5 3	103 A	North Florida	5 7
14 A	Miami (FL)	6 4	31 H	Louisiana Tech	11 3				103 A	North Florida	8 9
14 H	Miami (FL)	6 16	31 H	Louisiana Tech	3 5				124 H	Cincinnati	9 0
23 H	Illinois	10 11	31 H	Louisiana Tech	1 2				124 H	Cincinnati	8 7
23 H	Illinois	6 7							124 H	Cincinnati	5 3
23 H	Illinois	3 5							136 H	FIU	4 3
									136 H	FIU	1 0
									136 H	FIU	7 1
									137 H	Rice	4 2
									137 H	Rice	12 4
									137 H	Rice	12 7
									165 A	UAB	9 6
									165 A	UAB	5 6
									165 A	UAB	6 2
									172 H	Appalachian St.	3 6
									173 H	Northeastern	2 1
									173 H	Northeastern	7 4
									173 H	Northeastern	9 6
									185 A	Western Ky.	6 4
									185 A	Western Ky.	8 5
									185 A	Western Ky.	4 11
									203 A	Charlotte	8 4
									203 A	Charlotte	12 5
									203 A	Charlotte	10 6
									208 H	Quinnipiac	7 0
									208 H	Quinnipiac	7 4
									252 H	Monmouth	9 4
LAST 10 GAMES											
			27 A	Florida	13 11				31 H	Louisiana Tech	11 3
			185 A	Western Ky.	6 4				31 H	Louisiana Tech	1 2
			185 A	Western Ky.	4 11				31 H	Louisiana Tech	3 5
			185 A	Western Ky.	8 5				203 A	Charlotte	12 5
			76 A	UCF	5 3				203 A	Charlotte	10 6

Non-Div. I Games:

Fla. Atlantic

RPI	S	Opponent	Score	
252	H	Monmouth	8	5
252	H	Monmouth	11	4

Fla. Atlantic

F  
l  
a  
.  
A  
t  
l  
a  
n  
t  
i  
c

F  
l  
a  
.  
A  
t  
l  
a  
n  
t  
i  
c

Average RPI Win:	104	WON-LOST RECORD	WINNING PCT. RANK	LAST 10 GAMES	STRENGTH OF SCHEDULE	OPP. STRENGTH OF SCHEDULE	TEAM RPI	ADJ RPI	CONF. RPI	ADJ CONF. RPI	
Average RPI Loss:	76										
DIV. I ONLY	24-17-1	.58333	94	4-6-0	39	42	51	.55752	51	9	9
DIV. I NON-CONF.	15-9-1	.62	87	1-2-0	10	28	26	.58358	26	8	8
<hr/>											
TOTALS	RPI 1-25	RPI 26-50		W-L RECORDS	RPI 51-100		RPI 101-150		RPI 150+		
24-17-1	3-3-1	1-2-0		OVERALL	8-9-0		7-2-0		5-1-0		
16-7-0	3-0-0	0-1-0		HOME	7-5-0		2-1-0		4-0-0		
7-9-0	0-3-0	1-1-0		AWAY	0-3-0		5-1-0		1-1-0		
1-1-1	0-0-1	0-0-0		NEUTRAL	1-1-0		0-0-0		0-0-0		
<hr/>											
15-9-1	3-3-1	1-2-0		NON-CONFERENCE	6-3-0		0-0-0		5-1-0		
12-2-0	3-0-0	0-1-0		HOME	5-1-0		0-0-0		4-0-0		
2-6-0	0-3-0	1-0-		AWAY	0-1-0		0-0-0		1-1-0		
1-1-1	0-0-1	0-0-0		NEUTRAL	1-1-0		0-0-0		0-0-0		
<hr/>											
9-8-0	0-0-0	0-0-0		CONFERENCE	2-6-0		7-2-0		0-0-0		
4-5-0	0-0-0	0-0-0		HOME	2-4-0		2-1-0		0-0-0		
5-3-0	0-0-0	0-0-0		AWAY	0-2-0		5-1-0		0-0-0		
0-0-0	0-0-0	0-0-0		NEUTRAL	0-0-0		0-0-0		0-0-0		
<hr/>											
RPI S	Opponent	Score		RPI S	Opponent	Score		RPI S	Opponent	Score	
6 N	Oregon St.	4	4	26 A	NC State	7	6	56 H	Ga. Southern	9	7
19 A	North Carolina	1	6	26 H	NC State	6	7	56 H	Ga. Southern	12	13
22 H	Indiana	6	5	41 A	Clemson	5	8	56 H	Ga. Southern	2	9
23 A	Illinois	2	4					61 H	Campbell	11	2
23 A	Illinois	1	4					64 N	Washington	5	2
23 H	Illinois	11	3					67 H	Wake Forest	10	9
24 H	UConn	10	7					67 H	Wake Forest	14	8
								69 N	San Diego	5	8
								73 H	VCU	10	8
								81 A	Col. of Charleston	5	8
								81 H	Col. of Charleston	6	13
								84 H	Maryland	7	2
								97 H	Arkansas St.	2	4
								97 H	Arkansas St.	3	7
								97 H	Arkansas St.	6	0
								99 A	Little Rock	5	8
								99 A	Little Rock	0	14
<hr/>											
LAST 10 GAMES											
99 A Little Rock						0	14	19 A	North Carolina	1	6
99 A Little Rock						5	8	56 H	Ga. Southern	12	13
97 H Arkansas St.						3	7	56 H	Ga. Southern	9	7
97 H Arkansas St.						6	0	56 H	Ga. Southern	2	9
188 H Michigan St.						12	5	81 H	Col. of Charleston	6	13

Non-Div. I Games:

Coastal Caro.



Average RPI Win: 194		WON-LOST RECORD	WINNING PCT. RANK	LAST 10 GAMES	STRENGTH OF SCHEDULE	OPP. STRENGTH OF SCHEDULE	TEAM RPI	ADJ RPI		CONF. RPI	ADJ CONF. RPI						
Average RPI Loss: 111																	
DIV. I ONLY		28-12-0	.7 27	8-2-0	164	155	52	.55658	52	27	27						
DIV. I NON-CONF.		18-10-0	.64286 75	5-2-0	141	50	48	.56244	48	28	28						
<hr/>																	
TOTALS		RPI 1-25		RPI 26-50		W-L RECORDS		RPI 51-100		RPI 101-150		RPI 150+					
28-12-0		0-4-0		2-1-0		OVERALL		2-1-0		1-1-0		23-5-0					
9-3-0		0-1-0		0-0-0		HOME		0-0-0		0-1-0		9-1-0					
18-8-0		0-3-0		2-1-0		AWAY		2-1-0		1-0-0		13-3-0					
1-1-0		0-0-0		0-0-0		NEUTRAL		0-0-0		0-0-0		1-1-0					
18-10-0		0-4-0		2-1-0		NON-CONFERENCE		2-1-0		1-1-0		13-3-0					
4-2-0		0-1-0		0-0-0		HOME		0-0-0		0-1-0		4-0-0					
13-7-0		0-3-0		2-0-		AWAY		2-1-0		1-0-0		8-2-0					
1-1-0		0-0-0		0-0-0		NEUTRAL		0-0-0		0-0-0		1-1-0					
10-2-0		0-0-0		0-0-0		CONFERENCE		0-0-0		0-0-0		10-2-0					
5-1-0		0-0-0		0-0-0		HOME		0-0-0		0-0-0		5-1-0					
5-1-0		0-0-0		0-0-0		AWAY		0-0-0		0-0-0		5-1-0					
0-0-0		0-0-0		0-0-0		NEUTRAL		0-0-0		0-0-0		0-0-0					
RPI	S	Opponent		Score		RPI	S	Opponent		Score		RPI	S	Opponent		Score	
20	A	LSU		6	13	49	A	Virginia Tech		6	4	79	A	Elon		0	1
20	A	LSU		8	17	49	A	Virginia Tech		4	2	79	A	Elon		6	5
20	A	LSU		3	4	49	A	Virginia Tech		1	2	79	A	Elon		6	4
24	H	UConn		6	11												

Non-Div. I Games:

Bryant

RPI	S	Opponent	Score	
291	H	Fairleigh Dickinson	12	11
291	H	Fairleigh Dickinson	13	0
291	H	Fairleigh Dickinson	19	6

Bryant

B  
r  
y  
a  
n  
t

B  
r  
y  
a  
n  
t

Average RPI Win: 148		WON-LOST	WINNING	LAST 10	STRENGTH OF		OPP. STRENGTH	TEAM	ADJ	CONF.	ADJ CONF.
Average RPI Loss: 37		RECORD	PCT. RANK	GAMES	SCHEDULE		OF SCHEDULE	RPI	RPI	RPI	RPI
DIV. I ONLY		24-17-0	.58537	87	3-7-0		38	28	53	.55537	53
DIV. I NON-CONF.		19-3-0	.86364	5	2-0-0		218	169	51	.55974	51
TOTALS		RPI 1-25	RPI 26-50		W-L RECORDS		RPI 51-100		RPI 101-150		RPI 150+
24-17-0		2-8-0	1-5-0		OVERALL		2-1-0		8-3-0		11-0-0
17-9-0		1-5-0	0-0-0		HOME		2-1-0		4-3-0		10-0-0
6-8-0		0-3-0	1-5-0		AWAY		0-0-0		4-0-0		1-0-0
1-0-0		1-0-0	0-0-0		NEUTRAL		0-0-0		0-0-0		0-0-0
19-3-0		0-0-0	0-0-0		NON-CONFERENCE		0-0-0		8-3-0		11-0-0
14-3-0		0-0-0	0-0-0		HOME		0-0-0		4-3-0		10-0-0
5-0-0		0-0-0	0-0-		AWAY		0-0-0		4-0-0		1-0-0
0-0-0		0-0-0	0-0-0		NEUTRAL		0-0-0		0-0-0		0-0-0
5-14-0		2-8-0	1-5-0		CONFERENCE		2-1-0		0-0-0		0-0-0
3-6-0		1-5-0	0-0-0		HOME		2-1-0		0-0-0		0-0-0
1-8-0		0-3-0	1-5-0		AWAY		0-0-0		0-0-0		0-0-0
1-0-0		1-0-0	0-0-0		NEUTRAL		0-0-0		0-0-0		0-0-0
RPI S	Opponent	Score	RPI S	Opponent	Score	RPI S	Opponent	Score	RPI S	Opponent	Score
2 H	Vanderbilt	4 7	27 A	Florida	3 12	57 H	South Carolina	4 5	101 A	South Alabama	7 3
2 H	Vanderbilt	5 13	27 A	Florida	1 3	57 H	South Carolina	4 1	101 A	South Alabama	10 5
2 H	Vanderbilt	0 2	27 A	Florida	3 6	57 H	South Carolina	9 0	101 A	South Alabama	6 1
3 H	Arkansas	10 0	28 A	Ole Miss	8 6				117 H	Troy	4 8
3 H	Arkansas	2 10	28 A	Ole Miss	0 1				118 A	Samford	21 2
3 H	Arkansas	3 12	28 A	Ole Miss	2 12				130 H	Ball St.	7 1
12 A	Mississippi St.	3 13							130 H	Ball St.	5 8
12 A	Mississippi St.	1 9							130 H	Ball St.	6 0
12 A	Mississippi St.	0 6							143 H	Presbyterian	9 4
15 N	Auburn	6 3							143 H	Presbyterian	7 2
									143 H	Presbyterian	1 4
									161 H	Jacksonville St.	13 2
									165 A	UAB	3 2
									165 H	UAB	4 3
									193 H	South Dakota St.	5 4
									198 H	Middle Tenn.	2 0
									209 H	Maine	16 0
									247 H	North Ala.	4 1
									247 H	North Ala.	8 0
									279 H	Northern Ky.	9 4
									279 H	Northern Ky.	15 1
									279 H	Northern Ky.	10 1
LAST 10 GAMES											
			57 H	South Carolina	4 1	2 H	Vanderbilt	4 7			
			57 H	South Carolina	9 0	165 A	UAB	3 2			
			193 H	South Dakota St.	5 4	12 A	Mississippi St.	3 13			
			2 H	Vanderbilt	0 2	12 A	Mississippi St.	1 9			
			2 H	Vanderbilt	5 13	12 A	Mississippi St.	0 6			

Non-Div. I Games:

Alabama

Average RPI Win:	147	WON-LOST RECORD	WINNING PCT. RANK	LAST 10 GAMES	STRENGTH OF SCHEDULE	OPP. STRENGTH OF SCHEDULE	TEAM RPI	ADJ RPI	CONF. RPI	ADJ CONF. RPI	
Average RPI Loss:	94										
DIV. I ONLY	25-13-0	.65789	48	6-4-0	97	94	54	.55521	54	11	11
DIV. I NON-CONF.	11-9-0	.55	125	1-2-0	130	72	128	.50905	128	11	11
<hr/>											
TOTALS	RPI 1-25	RPI 26-50		W-L RECORDS		RPI 51-100		RPI 101-150		RPI 150+	
25-13-0	1-2-0	3-1-0		OVERALL		0-2-0		7-7-0		14-1-0	
18-4-0	0-0-0	0-0-0		HOME		0-2-0		5-1-0		13-1-0	
6-8-0	1-2-0	3-0-0		AWAY		0-0-0		2-6-0		0-0-0	
1-1-0	0-0-0	0-1-0		NEUTRAL		0-0-0		0-0-0		1-0-0	
11-9-0	1-2-0	0-1-0		NON-CONFERENCE		0-2-0		2-3-0		8-1-0	
9-4-0	0-0-0	0-0-0		HOME		0-2-0		2-1-0		7-1-0	
1-4-0	1-2-0	0-0-		AWAY		0-0-0		0-2-0		0-0-0	
1-1-0	0-0-0	0-1-0		NEUTRAL		0-0-0		0-0-0		1-0-0	
14-4-0	0-0-0	3-0-0		CONFERENCE		0-0-0		5-4-0		6-0-0	
9-0-0	0-0-0	0-0-0		HOME		0-0-0		3-0-0		6-0-0	
5-4-0	0-0-0	3-0-0		AWAY		0-0-0		2-4-0		0-0-0	
0-0-0	0-0-0	0-0-0		NEUTRAL		0-0-0		0-0-0		0-0-0	
RPI	S	Opponent	Score	RPI	S	Opponent	Score	RPI	S	Opponent	Score
12	A	Mississippi St.	1 0	28	N	Ole Miss	2 11	65	H	Gonzaga	8 10
12	A	Mississippi St.	3 4	31	A	Louisiana Tech	10 5	65	H	Gonzaga	2 4
12	A	Mississippi St.	1 8	31	A	Louisiana Tech	12 9				
				31	A	Louisiana Tech	5 1				

Non-Div. I Games:

Southern Miss.

RPI	S	Opponent	Score	
204	H	Holy Cross	5	3
210	H	Southern U.	8	3

Southern Miss.

S  
o  
u  
t  
h  
e  
r  
n  
M  
i  
s  
s  
.

S  
o  
u  
t  
h  
e  
r  
n  
M  
i  
s  
s  
.

Average RPI Win: 138		WON-LOST	WINNING	LAST 10	STRENGTH OF	OPP. STRENGTH	TEAM	ADJ	CONF.	ADJ CONF.							
Average RPI Loss: 94		RECORD	PCT. RANK	GAMES	SCHEDULE	OF SCHEDULE	RPI	RPI	RPI	RPI							
DIV. I ONLY		28-14-0	.66667	40	9-1-0	130	67	55	.55379	55	9	9					
DIV. I NON-CONF.		14-10-0	.58333	108	2-1-0	109	79	67	.54829	66	8	8					
<hr/>																	
TOTALS		RPI 1-25		RPI 26-50		W-L RECORDS		RPI 51-100		RPI 101-150		RPI 150+					
28-14-0		0-1-0		2-1-0		OVERALL		9-8-0		7-1-0		10-3-0					
13-7-0		0-0-0		1-0-0		HOME		4-5-0		7-1-0		1-1-0					
15-6-0		0-1-0		1-1-0		AWAY		5-2-0		0-0-0		9-2-0					
0-1-0		0-0-0		0-0-0		NEUTRAL		0-1-0		0-0-0		0-0-0					
14-10-0		0-1-0		2-1-0		NON-CONFERENCE		4-4-0		1-1-0		7-3-0					
5-3-0		0-0-0		1-0-0		HOME		2-1-0		1-1-0		1-1-0					
9-6-0		0-1-0		1-0-		AWAY		2-2-0		0-0-0		6-2-0					
0-1-0		0-0-0		0-0-0		NEUTRAL		0-1-0		0-0-0		0-0-0					
14-4-0		0-0-0		0-0-0		CONFERENCE		5-4-0		6-0-0		3-0-0					
8-4-0		0-0-0		0-0-0		HOME		2-4-0		6-0-0		0-0-0					
6-0-0		0-0-0		0-0-0		AWAY		3-0-0		0-0-0		3-0-0					
0-0-0		0-0-0		0-0-0		NEUTRAL		0-0-0		0-0-0		0-0-0					
RPI	S	Opponent		Score		RPI	S	Opponent		Score		RPI	S	Opponent		Score	
13	A	Texas A&M		5	10	29	A	DBU		9	0	56	H	Ga. Southern		3	5
						33	H	Baylor		2	1	56	H	Ga. Southern		8	15
						36	A	Oklahoma		1	9	56	H	Ga. Southern		12	5
												75	A	TCU		2	3
												75	H	TCU		6	3
												75	N	TCU		3	5
												85	H	Wichita St.		5	2
												85	H	Wichita St.		6	8
												88	A	Incarnate Word		7	3
												88	A	Incarnate Word		3	2
												88	A	Incarnate Word		2	6
												97	A	Arkansas St.		9	3
												97	A	Arkansas St.		5	3
												97	A	Arkansas St.		4	3
												99	H	Little Rock		7	9
												99	H	Little Rock		3	13
												99	H	Little Rock		11	1

Non-Div. I Games:

UT Arlington

Average RPI Win: 131		WON-LOST	WINNING	LAST 10	STRENGTH OF	OPP. STRENGTH	TEAM	ADJ	CONF.	ADJ CONF.							
Average RPI Loss: 77		RECORD	PCT. RANK	GAMES	SCHEDULE	OF SCHEDULE	RPI	RPI	RPI	RPI							
DIV. I ONLY		24-17-0	.58537	87	7-3-0	60	45	56	.5534	56	9	9					
DIV. I NON-CONF.		14-9-0	.6087	92	3-0-0	64	34	66	.54842	65	8	8					
<hr/>																	
TOTALS		RPI 1-25		RPI 26-50		W-L RECORDS		RPI 51-100		RPI 101-150		RPI 150+					
24-17-0		3-7-0		1-2-0		OVERALL		8-3-0		2-2-0		10-3-0					
13-8-0		2-4-0		1-2-0		HOME		3-1-0		1-0-0		6-1-0					
11-9-0		1-3-0		0-0-0		AWAY		5-2-0		1-2-0		4-2-0					
0-0-0		0-0-0		0-0-0		NEUTRAL		0-0-0		0-0-0		0-0-0					
14-9-0		3-7-0		0-0-0		NON-CONFERENCE		2-0-0		1-0-0		8-2-0					
10-5-0		2-4-0		0-0-0		HOME		1-0-0		1-0-0		6-1-0					
4-4-0		1-3-0		0-0-		AWAY		1-0-0		0-0-0		2-1-0					
0-0-0		0-0-0		0-0-0		NEUTRAL		0-0-0		0-0-0		0-0-0					
10-8-0		0-0-0		1-2-0		CONFERENCE		6-3-0		1-2-0		2-1-0					
3-3-0		0-0-0		1-2-0		HOME		2-1-0		0-0-0		0-0-0					
7-5-0		0-0-0		0-0-0		AWAY		4-2-0		1-2-0		2-1-0					
0-0-0		0-0-0		0-0-0		NEUTRAL		0-0-0		0-0-0		0-0-0					
RPI	S	Opponent		Score		RPI	S	Opponent		Score		RPI	S	Opponent		Score	
4	H	Georgia		2	4	32	H	Texas St.		12	0	51	A	Coastal Caro.		7	9
4	H	Georgia		1	3	32	H	Texas St.		4	14	51	A	Coastal Caro.		9	2
4	H	Georgia		10	7	32	H	Texas St.		2	8	51	A	Coastal Caro.		13	12
10	A	Georgia Tech		6	7							55	A	UT Arlington		5	3
15	A	Auburn		7	5							55	A	UT Arlington		15	8
15	A	Auburn		3	4							55	A	UT Arlington		5	12
15	A	Auburn		2	11							81	A	Col. of Charleston		8	0
18	H	West Virginia		1	3							81	H	Col. of Charleston		3	1
18	H	West Virginia		1	5							99	H	Little Rock		15	10
18	H	West Virginia		1	0							99	H	Little Rock		7	6
												99	H	Little Rock		10	11
												237	H	UNC Asheville			
												237	H	UNC Asheville		9	14
												237	H	UNC Asheville		5	1
												262	A	Charleston So.		2	3
												262	H	Charleston So.		7	4
												277	A	The Citadel		6	2
												277	H	The Citadel		5	3
<hr/>																	
LAST 10 GAMES																	
4	H	Georgia		2	4	51	A	Coastal Caro.		9	2						
18	H	West Virginia		1	3	262	H	Charleston So.		7	4						
277	H	The Citadel		5	3	32	H	Texas St.		4	14						
51	A	Coastal Caro.		13	12	32	H	Texas St.		2	8						
51	A	Coastal Caro.		7	9	32	H	Texas St.		12	0						

Non-Div. I Games:

Ga. Southern

Average RPI Win: 143		WON-LOST	WINNING	LAST 10	STRENGTH OF		OPP. STRENGTH	TEAM	ADJ	CONF.	ADJ CONF.
Average RPI Loss: 40		RECORD	PCT. RANK	GAMES	SCHEDULE		OF SCHEDULE	RPI	RPI	RPI	RPI
DIV. I ONLY		24-17-0	.58537	87	6-4-0		43	21	57	.55326	57
DIV. I NON-CONF.		19-4-0	.82609	12	3-0-0		200	150	56	.55553	56
TOTALS		RPI 1-25	RPI 26-50		W-L RECORDS		RPI 51-100		RPI 101-150		RPI 150+
24-17-0		4-9-0	4-3-0		OVERALL		3-3-0		0-1-0		13-1-0
15-10-0		2-7-0	1-0-0		HOME		2-1-0		0-1-0		10-1-0
6-6-0		1-2-0	2-2-0		AWAY		1-2-0		0-0-0		2-0-0
3-1-0		1-0-0	1-1-0		NEUTRAL		0-0-0		0-0-0		1-0-0
19-4-0		1-0-0	3-1-0		NON-CONFERENCE		2-1-0		0-1-0		13-1-0
13-3-0		0-0-0	1-0-0		HOME		2-1-0		0-1-0		10-1-0
3-0-0		0-0-0	1-0-		AWAY		0-0-0		0-0-0		2-0-0
3-1-0		1-0-0	1-1-0		NEUTRAL		0-0-0		0-0-0		1-0-0
5-13-0		3-9-0	1-2-0		CONFERENCE		1-2-0		0-0-0		0-0-0
2-7-0		2-7-0	0-0-0		HOME		0-0-0		0-0-0		0-0-0
3-6-0		1-2-0	1-2-0		AWAY		1-2-0		0-0-0		0-0-0
0-0-0		0-0-0	0-0-0		NEUTRAL		0-0-0		0-0-0		0-0-0
RPI S	Opponent	Score	RPI S	Opponent	Score	RPI S	Opponent	Score	RPI S	Opponent	Score
4 H	Georgia	1 6	26 N	NC State	10 8	53 A	Alabama	0 9	141 H	Gardner-Webb	2 10
4 H	Georgia	7 8	27 A	Florida	4 6	53 A	Alabama	5 4	156 H	Winthrop	8 6
4 H	Georgia	2 4	27 A	Florida	5 9	53 A	Alabama	1 4	164 A	Furman	12 7
7 A	Tennessee	5 15	27 A	Florida	6 3	68 H	Liberty	13 7	172 H	Appalachian St.	3 1
7 A	Tennessee	3 2	41 A	Clemson	5 4	68 H	Liberty	5 6	184 H	N.C. A&T	0 2
7 A	Tennessee	3 6	41 H	Clemson	14 3	68 H	Liberty	3 2	203 H	Charlotte	5 4
13 H	Texas A&M	3 6	41 N	Clemson	5 11				242 H	Valparaiso	9 2
13 H	Texas A&M	2 8							242 H	Valparaiso	12 6
13 H	Texas A&M	3 2							242 H	Valparaiso	3 2
15 H	Auburn	5 7							262 N	Charleston So.	10 3
15 H	Auburn	4 0							274 H	Utah Valley	15 3
15 H	Auburn	2 4							274 H	Utah Valley	10 3
19 N	North Carolina	5 2							274 H	Utah Valley	6 5
									277 A	The Citadel	10 9
									277 H	The Citadel	9 0
LAST 10 GAMES											
53 A	Alabama	1 4	13 H	Texas A&M	2 8						
53 A	Alabama	0 9	19 N	North Carolina	5 2						
262 N	Charleston So.	10 3	27 A	Florida	4 6						
13 H	Texas A&M	3 6	27 A	Florida	6 3						
13 H	Texas A&M	3 2	27 A	Florida	5 9						

Non-Div. I Games:

South Carolina



Average RPI Win: 141		WON-LOST	WINNING	LAST 10	STRENGTH OF		OPP. STRENGTH	TEAM	ADJ		CONF.	ADJ CONF.
Average RPI Loss: 59		RECORD	PCT. RANK	GAMES	SCHEDULE		OF SCHEDULE	RPI	RPI		RPI	RPI
DIV. I ONLY		17-16-0	.51515	138	34		66	58	.55206		58	8
DIV. I NON-CONF.		9-9-0	.5	143	4		10	46	.56603		46	10
TOTALS		RPI 1-25	RPI 26-50		W-L RECORDS		RPI 51-100		RPI 101-150		RPI 150+	
17-16-0		0-7-0	2-3-0		OVERALL		7-3-0		1-2-0		7-1-0	
9-4-0		0-2-0	0-0-0		HOME		3-1-0		0-0-0		6-1-0	
5-11-0		0-4-0	1-3-0		AWAY		3-2-0		1-2-0		0-0-0	
3-1-0		0-1-0	1-0-0		NEUTRAL		1-0-0		0-0-0		1-0-0	
9-9-0		0-7-0	1-1-0		NON-CONFERENCE		3-1-0		0-0-0		5-0-0	
5-2-0		0-2-0	0-0-0		HOME		1-0-0		0-0-0		4-0-0	
1-6-0		0-4-0	0-0-		AWAY		1-1-0		0-0-0		0-0-0	
3-1-0		0-1-0	1-0-0		NEUTRAL		1-0-0		0-0-0		1-0-0	
8-7-0		0-0-0	1-2-0		CONFERENCE		4-2-0		1-2-0		2-1-0	
4-2-0		0-0-0	0-0-0		HOME		2-1-0		0-0-0		2-1-0	
4-5-0		0-0-0	1-2-0		AWAY		2-1-0		1-2-0		0-0-0	
0-0-0		0-0-0	0-0-0		NEUTRAL		0-0-0		0-0-0		0-0-0	
RPI S	Opponent	Score	RPI S	Opponent	Score	RPI S	Opponent	Score	RPI S	Opponent	Score	
1 A	UCLA	2 3	42 A	BYU	7 13	65 H	Gonzaga	2 3	138 A	Pacific	7 3	
2 A	Vanderbilt	3 6	42 A	BYU	2 4	65 H	Gonzaga	3 1	138 A	Pacific	3 13	
2 A	Vanderbilt	2 6	42 A	BYU	7 0	65 H	Gonzaga	4 2	138 A	Pacific	2 3	
8 A	UC Santa Barbara	2 3	43 A	Arizona St.	3 4	69 A	San Diego	1 5	182 H	CSUN	9 5	
8 H	UC Santa Barbara	3 5	46 N	California	7 5	69 A	San Diego	8 7	226 H	UC Davis	4 0	
8 H	UC Santa Barbara	2 8				69 A	San Diego	10 5	226 H	UC Davis	15 3	
11 N	Stanford	1 6				83 H	Minnesota	13 12	226 H	UC Davis	1 0	
						85 N	Wichita St.	13 8	235 N	CSU Bakersfield	11 0	
						87 A	Cal St. Fullerton	11 4	280 H	Santa Clara	5 4	
						92 A	Southern California	2 5	280 H	Santa Clara	2 5	
									280 H	Santa Clara	10 1	
LAST 10 GAMES												
92 A	Southern California	2 5	280 H	Santa Clara	5 4							
42 A	BYU	7 0	280 H	Santa Clara	10 1							
42 A	BYU	2 4	280 H	Santa Clara	2 5							
42 A	BYU	7 13	138 A	Pacific	3 13							
8 H	UC Santa Barbara	2 8	138 A	Pacific	2 3							

Non-Div. I Games:

Pepperdine

Average RPI Win: 150		WON-LOST RECORD		WINNING PCT. RANK		LAST 10 GAMES		STRENGTH OF SCHEDULE		OPP. STRENGTH OF SCHEDULE		TEAM RPI		ADJ RPI		CONF. RPI		ADJ CONF. RPI	
DIV. I ONLY		17-23-0		.425 210		6-4-0		12		163		59		.54997 59		14		14	
DIV. I NON-CONF.		10-22-0		.3125 233		1-3-0		2		141		76		.54057 76		14		14	
TOTALS		RPI 1-25		RPI 26-50		W-L RECORDS		RPI 51-100		RPI 101-150		RPI 150+							
17-23-0		1-3-0		2-8-0		OVERALL		3-3-0		3-8-0		8-1-0							
7-2-0		0-0-0		2-1-0		HOME		0-1-0		0-0-0		5-0-0							
10-19-0		1-3-0		0-7-0		AWAY		3-1-0		3-7-0		3-1-0							
0-2-0		0-0-0		0-0-0		NEUTRAL		0-1-0		0-1-0		0-0-0							
10-22-0		1-3-0		2-8-0		NON-CONFERENCE		1-2-0		3-8-0		3-1-0							
2-2-0		0-0-0		2-1-0		HOME		0-1-0		0-0-0		0-0-0							
8-18-0		1-3-0		0-0-		AWAY		1-0-0		3-7-0		3-1-0							
0-2-0		0-0-0		0-0-0		NEUTRAL		0-1-0		0-1-0		0-0-0							
7-1-0		0-0-0		0-0-0		CONFERENCE		2-1-0		0-0-0		5-0-0							
5-0-0		0-0-0		0-0-0		HOME		0-0-0		0-0-0		5-0-0							
2-1-0		0-0-0		0-0-0		AWAY		2-1-0		0-0-0		0-0-0							
0-0-0		0-0-0		0-0-0		NEUTRAL		0-0-0		0-0-0		0-0-0							
RPI S	Opponent	Score		RPI S	Opponent	Score		RPI S	Opponent	Score		RPI S	Opponent	Score					
5 A	Louisville	5	4	35 H	Evansville	11	8	80 A	St. John's (NY)	8	1	118 A	Samford	7	10				
19 A	North Carolina	3	14	35 H	Evansville	2	10	80 A	St. John's (NY)	11	8	118 A	Samford	7	1				
19 A	North Carolina	3	12	35 H	Evansville	5	2	80 A	St. John's (NY)	8	9	118 A	Samford	9	10				
19 A	North Carolina	3	8	39 A	Texas	5	6	86 A	Wright St.	9	8	124 A	Cincinnati	1	2				
				39 A	Texas	5	6	86 H	Wright St.	0	10	127 A	Grand Canyon	7	3				
				39 A	Texas	5	6	86 N	Wright St.	2	12	127 A	Grand Canyon	18	25				
				43 A	Arizona St.	6	11					127 A	Grand Canyon	2	7				
				43 A	Arizona St.	3	8					127 A	Grand Canyon	0	6				
				43 A	Arizona St.	0	12					133 A	Miami (OH)	13	4				
				45 A	Kentucky	3	16					140 A	Ohio St.	5	8				
												150 N	New Mexico St.	4	6				
												178 A	Eastern Ky.	3	5				
												187 A	Lipscomb	10	1				
												187 A	Lipscomb	4	2				
												187 A	Lipscomb	7	6				
												246 H	Butler	6	5				
												246 H	Butler	13	8				
												264 H	Georgetown	1	0				
												264 H	Georgetown	9	4				
												264 H	Georgetown	7	4				
				LAST 10 GAMES															
				264 H	Georgetown	1	0	246 H	Butler	13	8								
				264 H	Georgetown	9	4	246 H	Butler	6	5								
				150 N	New Mexico St.	4	6	140 A	Ohio St.	5	8								
				187 A	Lipscomb	4	2	80 A	St. John's (NY)	8	1								
				133 A	Miami (OH)	13	4	80 A	St. John's (NY)	8	9								

Non-Div. I Games:

Xavier

Average RPI Win: 178		WON-LOST RECORD		WINNING PCT. RANK		LAST 10 GAMES		STRENGTH OF SCHEDULE		OPP. STRENGTH OF SCHEDULE		TEAM RPI		ADJ RPI		CONF. RPI		ADJ CONF. RPI	
DIV. I ONLY		28-11-0		.71795 23		7-3-0		196		113		60		.54971 60		7		7	
DIV. I NON-CONF.		20-8-0		.71429 43		2-1-0		193		156		60		.55223 60		7		7	
TOTALS		RPI 1-25		RPI 26-50		W-L RECORDS		RPI 51-100		RPI 101-150		RPI 150+							
28-11-0		1-4-0		1-1-0		OVERALL		5-2-0		3-2-0		18-2-0							
16-2-0		0-0-0		1-1-0		HOME		5-1-0		2-0-0		8-0-0							
8-8-0		1-3-0		0-0-0		AWAY		0-1-0		1-2-0		6-2-0							
4-1-0		0-1-0		0-0-0		NEUTRAL		0-0-0		0-0-0		4-0-0							
20-8-0		1-4-0		1-1-0		NON-CONFERENCE		0-1-0		2-0-0		16-2-0							
10-1-0		0-0-0		1-1-0		HOME		0-0-0		2-0-0		7-0-0							
6-6-0		1-3-0		0-0-		AWAY		0-1-0		0-0-0		5-2-0							
4-1-0		0-1-0		0-0-0		NEUTRAL		0-0-0		0-0-0		4-0-0							
8-3-0		0-0-0		0-0-0		CONFERENCE		5-1-0		1-2-0		2-0-0							
6-1-0		0-0-0		0-0-0		HOME		5-1-0		0-0-0		1-0-0							
2-2-0		0-0-0		0-0-0		AWAY		0-0-0		1-2-0		1-0-0							
0-0-0		0-0-0		0-0-0		NEUTRAL		0-0-0		0-0-0		0-0-0							
RPI	S	Opponent		Score		RPI	S	Opponent		Score		RPI	S	Opponent		Score			
1	A	UCLA		7	5	40	H	Indiana St.		6	4	83	H	Minnesota		8	0		
17	A	Texas Tech		2	11	40	H	Indiana St.		7	8	83	H	Minnesota		5	3		
17	A	Texas Tech		5	8							83	H	Minnesota		4	6		
17	A	Texas Tech		3	10							92	A	Southern California		1	4		
21	N	Oklahoma St.		2	3							96	H	Northwestern		10	1		
												96	H	Northwestern		4	1		
												96	H	Northwestern		3	2		

Non-Div. I Games:

Michigan

Average RPI Win: 161		WON-LOST RECORD	WINNING PCT. RANK	LAST 10 GAMES	STRENGTH OF SCHEDULE	OPP. STRENGTH OF SCHEDULE	TEAM RPI	ADJ RPI		CONF. RPI	ADJ CONF. RPI						
Average RPI Loss: 131																	
DIV. I ONLY		25-14-0	.64103	57	7-3-0	98	171	61	.54875	61	19	18					
DIV. I NON-CONF.		12-10-0	.54545	128	2-1-0	35	200	69	.54518	69	19	19					
<hr/>																	
TOTALS		RPI 1-25		RPI 26-50		W-L RECORDS		RPI 51-100		RPI 101-150		RPI 150+					
25-14-0		1-1-0		1-1-0		OVERALL		3-2-0		8-5-0		12-5-0					
14-5-0		1-0-0		0-1-0		HOME		0-0-0		3-0-0		10-4-0					
10-8-0		0-1-0		1-0-0		AWAY		2-1-0		5-5-0		2-1-0					
1-1-0		0-0-0		0-0-0		NEUTRAL		1-1-0		0-0-0		0-0-0					
12-10-0		1-1-0		1-1-0		NON-CONFERENCE		3-2-0		0-4-0		7-2-0					
7-3-0		1-0-0		0-1-0		HOME		0-0-0		0-0-0		6-2-0					
4-6-0		0-1-0		1-0-		AWAY		2-1-0		0-4-0		1-0-0					
1-1-0		0-0-0		0-0-0		NEUTRAL		1-1-0		0-0-0		0-0-0					
13-4-0		0-0-0		0-0-0		CONFERENCE		0-0-0		8-1-0		5-3-0					
7-2-0		0-0-0		0-0-0		HOME		0-0-0		3-0-0		4-2-0					
6-2-0		0-0-0		0-0-0		AWAY		0-0-0		5-1-0		1-1-0					
0-0-0		0-0-0		0-0-0		NEUTRAL		0-0-0		0-0-0		0-0-0					
RPI	S	Opponent		Score		RPI	S	Opponent		Score		RPI	S	Opponent		Score	
9	H	East Carolina		7	6	26	H	NC State		1	10	51	A	Coastal Caro.		2	11
19	A	North Carolina		2	4	48	A	Duke		12	6	73	N	VCU		7	8
												79	A	Elon		15	7
												84	N	Maryland		10	6
												90	A	UNC Greensboro		7	4

Non-Div. I Games:

Campbell

RPI	S	Opponent	Score	
264	H	Georgetown	9	5
264	H	Georgetown	7	4
264	H	Georgetown	7	4

Campbell

C  
a  
m  
p  
b  
e  
l  
l

C  
a  
m  
p  
b  
e  
l  
l

Average RPI Win: 139		WON-LOST RECORD		WINNING PCT. RANK		LAST 10 GAMES		STRENGTH OF SCHEDULE		OPP. STRENGTH OF SCHEDULE		TEAM RPI		ADJ RPI		CONF. RPI		ADJ CONF. RPI					
DIV. I ONLY		25-14-0		.64103		57		7-3-0		110		18		62		.54855		62		4		4	
DIV. I NON-CONF.		13-5-0		.72222		39		1-1-0		259		54		139		.5035		139		4		4	
TOTALS		RPI 1-25		RPI 26-50		W-L RECORDS		RPI 51-100		RPI 101-150		RPI 150+											
25-14-0		1-2-0		6-6-0		OVERALL		3-4-0		4-2-0		11-0-0											
19-6-0		0-0-0		5-2-0		HOME		1-3-0		2-1-0		11-0-0											
6-7-0		1-2-0		1-3-0		AWAY		2-1-0		2-1-0		0-0-0											
0-1-0		0-0-0		0-1-0		NEUTRAL		0-0-0		0-0-0		0-0-0											
13-5-0		0-0-0		0-3-0		NON-CONFERENCE		0-1-0		2-1-0		11-0-0											
13-3-0		0-0-0		0-1-0		HOME		0-1-0		2-1-0		11-0-0											
0-1-0		0-0-0		0-0-		AWAY		0-0-0		0-0-0		0-0-0											
0-1-0		0-0-0		0-1-0		NEUTRAL		0-0-0		0-0-0		0-0-0											
12-9-0		1-2-0		6-3-0		CONFERENCE		3-3-0		2-1-0		0-0-0											
6-3-0		0-0-0		5-1-0		HOME		1-2-0		0-0-0		0-0-0											
6-6-0		1-2-0		1-2-0		AWAY		2-1-0		2-1-0		0-0-0											
0-0-0		0-0-0		0-0-0		NEUTRAL		0-0-0		0-0-0		0-0-0											
RPI	S	Opponent		Score		RPI	S	Opponent		Score		RPI	S	Opponent		Score							
14	A	Miami (FL)		0 11		26	A	NC State		0 16		72	H	Boston College		0 8							
14	A	Miami (FL)		6 5		26	A	NC State		8 9		72	H	Boston College		4 3							
14	A	Miami (FL)		0 4		26	A	NC State		7 5		72	H	Boston College		7 10							
						27	A	Florida		7 20		76	H	UCF		7 9							
						27	H	Florida		1 3		93	A	Virginia		3 13							
						27	N	Florida		2 4		93	A	Virginia		5 3							
						41	H	Clemson		6 2		93	A	Virginia		14 2							
						41	H	Clemson		16 2													
						41	H	Clemson		6 4													
						49	H	Virginia Tech		9 8													
						49	H	Virginia Tech		0 6													
						49	H	Virginia Tech		5 2													
LAST 10 GAMES																							
						49	H	Virginia Tech		5 2		93	A	Virginia		3 13							
						49	H	Virginia Tech		0 6		93	A	Virginia		5 3							
						281	H	Youngstown St.		24 2		93	A	Virginia		14 2							
						209	H	Maine		6 5		41	H	Clemson		6 4							
						220	H	Stetson		9 8		41	H	Clemson		16 2							

Non-Div. I Games:

Florida St.

Average RPI Win:		118	WON-LOST RECORD		WINNING PCT. RANK	LAST 10 GAMES		STRENGTH OF SCHEDULE		OPP. STRENGTH OF SCHEDULE	TEAM RPI	ADJ RPI	CONF. RPI	ADJ CONF. RPI			
Average RPI Loss:		74															
DIV. I ONLY			25-17-0		.59524	81	7-3-0		66	43	63	.54768	63	10	10		
DIV. I NON-CONF.			15-10-0		.6	97	4-2-0		66	9	64	.54948	63	9	9		
TOTALS		RPI 1-25		RPI 26-50		W-L RECORDS		RPI 51-100		RPI 101-150		RPI 150+					
25-17-0		1-3-0		2-4-0		OVERALL		8-4-0		8-5-0		6-1-0					
15-10-0		0-2-0		2-3-0		HOME		5-2-0		5-3-0		3-0-0					
10-7-0		1-1-0		0-1-0		AWAY		3-2-0		3-2-0		3-1-0					
0-0-0		0-0-0		0-0-0		NEUTRAL		0-0-0		0-0-0		0-0-0					
15-10-0		1-3-0		1-2-0		NON-CONFERENCE		8-4-0		1-1-0		4-0-0					
10-6-0		0-2-0		1-1-0		HOME		5-2-0		1-1-0		3-0-0					
5-4-0		1-1-0		0-0-		AWAY		3-2-0		0-0-0		1-0-0					
0-0-0		0-0-0		0-0-0		NEUTRAL		0-0-0		0-0-0		0-0-0					
10-7-0		0-0-0		1-2-0		CONFERENCE		0-0-0		7-4-0		2-1-0					
5-4-0		0-0-0		1-2-0		HOME		0-0-0		4-2-0		0-0-0					
5-3-0		0-0-0		0-0-0		AWAY		0-0-0		3-2-0		2-1-0					
0-0-0		0-0-0		0-0-0		NEUTRAL		0-0-0		0-0-0		0-0-0					
RPI	S	Opponent		Score		RPI	S	Opponent		Score		RPI	S	Opponent		Score	
6	A	Oregon St.		4	3	36	H	Oklahoma		0	1	66	A	Loyola Marymount		1	5
6	A	Oregon St.		1	8	37	A	UC Irvine		5	6	66	H	Loyola Marymount		4	2
17	H	Texas Tech		1	5	37	H	UC Irvine		9	3	69	A	San Diego		4	2
17	H	Texas Tech		9	12	47	H	Fresno St.		11	6	69	H	San Diego		2	4
						47	H	Fresno St.		0	2	70	H	Kansas St.		10	7
						47	H	Fresno St.		4	5	87	A	Cal St. Fullerton		2	7
												87	A	Cal St. Fullerton		13	7
												87	A	Cal St. Fullerton		6	1
												94	H	Arizona		6	4
												95	H	San Francisco		6	3
												95	H	San Francisco		8	9
												95	H	San Francisco		8	4
												105	A	Nevada		11	3
												105	A	Nevada		6	2
												105	A	Nevada		7	8
												105	H	Nevada		3	1
												105	H	Nevada		8	5
												105	H	Nevada		5	6
												113	A	Air Force		5	9
												113	A	Air Force		4	3
												113	H	Air Force		6	3
												113	H	Air Force		5	4
												113	H	Air Force		2	5
												116	H	California Baptist		2	5
												126	H	Utah		3	2
												182	A	CSUN		11	5
												183	A	New Mexico		19	3
												183	A	New Mexico		4	2
												183	A	New Mexico		4	13
												254	H	Seattle U		6	5
												254	H	Seattle U		12	8
												254	H	Seattle U		11	5
LAST 10 GAMES																	
						69	A	San Diego		4	2	87	A	Cal St. Fullerton		2	7
						113	H	Air Force		5	4	87	A	Cal St. Fullerton		13	7
						113	H	Air Force		6	3	87	A	Cal St. Fullerton		6	1
						113	H	Air Force		2	5	66	H	Loyola Marymount		4	2
						37	A	UC Irvine		5	6	105	A	Nevada		11	3

Non-Div. I Games:

San Diego St.

Average RPI Win:	145	WON-LOST	WINNING	LAST 10	STRENGTH OF	OPP. STRENGTH	TEAM	ADJ	CONF.	ADJ CONF.		
Average RPI Loss:	39	RECORD	PCT. RANK	GAMES	SCHEDULE	OF SCHEDULE	RPI	RPI	RPI	RPI		
DIV. I ONLY		18-17-0	.51429	139	4-6-0	42	53	64	.54766	64	3	3
DIV. I NON-CONF.		13-7-0	.65	72	4-2-0	91	176	57	.55466	57	2	2
<hr/>												
TOTALS	RPI 1-25	RPI 26-50		W-L RECORDS		RPI 51-100		RPI 101-150		RPI 150+		
18-17-0	0-7-0	4-5-0		OVERALL		4-5-0		2-0-0		8-0-0		
8-5-0	0-3-0	1-2-0		HOME		3-0-0		1-0-0		3-0-0		
6-10-0	0-3-0	3-3-0		AWAY		0-4-0		1-0-0		2-0-0		
4-2-0	0-1-0	0-0-0		NEUTRAL		1-1-0		0-0-0		3-0-0		
13-7-0	0-1-0	2-4-0		NON-CONFERENCE		1-2-0		2-0-0		8-0-0		
5-2-0	0-0-0	1-2-0		HOME		0-0-0		1-0-0		3-0-0		
4-3-0	0-0-0	1-0-		AWAY		0-1-0		1-0-0		2-0-0		
4-2-0	0-1-0	0-0-0		NEUTRAL		1-1-0		0-0-0		3-0-0		
5-10-0	0-6-0	2-1-0		CONFERENCE		3-3-0		0-0-0		0-0-0		
3-3-0	0-3-0	0-0-0		HOME		3-0-0		0-0-0		0-0-0		
2-7-0	0-3-0	2-1-0		AWAY		0-3-0		0-0-0		0-0-0		
0-0-0	0-0-0	0-0-0		NEUTRAL		0-0-0		0-0-0		0-0-0		
RPI	S	Opponent	Score	RPI	S	Opponent	Score	RPI	S	Opponent	Score	
6	H	Oregon St.	3 4	34	A	Oregon	19 3	51	N	Coastal Caro.	2 5	
6	H	Oregon St.	7 10	34	A	Oregon	0 1	65	A	Gonzaga	4 5	
6	H	Oregon St.	0 1	34	A	Oregon	9 3	83	N	Minnesota	7 5	
11	A	Stanford	1 6	37	A	UC Irvine	4 6	92	H	Southern California	4 3	
11	A	Stanford	2 3	37	A	UC Irvine	1 2	92	H	Southern California	7 1	
11	A	Stanford	2 8	37	A	UC Irvine	9 5	92	H	Southern California	3 2	
22	N	Indiana	0 1	42	H	BYU	1 0	94	A	Arizona	3 9	
				42	H	BYU	0 4	94	A	Arizona	2 14	
				42	H	BYU	3 7	94	A	Arizona	4 7	
<hr/>												
LAST 10 GAMES												
290	N	Northern Colo.	25 8	42	H	BYU	1 0					
290	N	Northern Colo.	11 1	280	A	Santa Clara	11 1					
129	A	Portland	8 3	11	A	Stanford	1 6					
42	H	BYU	0 4	11	A	Stanford	2 3					
42	H	BYU	3 7	11	A	Stanford	2 8					

Non-Div. I Games:

Washington







Average RPI Win: 132		WON-LOST	WINNING	LAST 10	STRENGTH OF		OPP. STRENGTH	TEAM	ADJ	CONF.	ADJ CONF.
Average RPI Loss: 74		RECORD	PCT. RANK	GAMES	SCHEDULE		OF SCHEDULE	RPI	RPI	RPI	RPI
DIV. I ONLY		25-17-0	.59524	81	7-3-0		82	39	67	.54497	67
DIV. I NON-CONF.		14-7-0	.66667	60	3-0-0		143	92	74	.54217	74
TOTALS		RPI 1-25	RPI 26-50		W-L RECORDS		RPI 51-100		RPI 101-150		RPI 150+
25-17-0		0-4-0	6-3-0		OVERALL		5-6-0		2-2-0		12-2-0
17-8-0		0-1-0	4-2-0		HOME		4-2-0		2-2-0		7-1-0
7-9-0		0-3-0	2-1-0		AWAY		1-4-0		0-0-0		4-1-0
1-0-0		0-0-0	0-0-0		NEUTRAL		0-0-0		0-0-0		1-0-0
14-7-0		0-1-0	0-0-0		NON-CONFERENCE		3-5-0		1-0-0		10-1-0
10-3-0		0-1-0	0-0-0		HOME		2-1-0		1-0-0		7-1-0
3-4-0		0-0-0	0-0-0		AWAY		1-4-0		0-0-0		2-0-0
1-0-0		0-0-0	0-0-0		NEUTRAL		0-0-0		0-0-0		1-0-0
11-10-0		0-3-0	6-3-0		CONFERENCE		2-1-0		1-2-0		2-1-0
7-5-0		0-0-0	4-2-0		HOME		2-1-0		1-2-0		0-0-0
4-5-0		0-3-0	2-1-0		AWAY		0-0-0		0-0-0		2-1-0
0-0-0		0-0-0	0-0-0		NEUTRAL		0-0-0		0-0-0		0-0-0
RPI S	Opponent	Score	RPI S	Opponent	Score	RPI S	Opponent	Score	RPI S	Opponent	Score
5 A	Louisville	4 5	26 H	NC State	7 3	51 A	Coastal Caro.	8 14	131 H	Notre Dame	4 7
5 A	Louisville	7 10	26 H	NC State	3 4	51 A	Coastal Caro.	9 10	131 H	Notre Dame	7 8
5 A	Louisville	1 6	26 H	NC State	9 8	68 A	Liberty	3 9	131 H	Notre Dame	7 4
23 H	Illinois	2 5	48 A	Duke	5 4	68 H	Liberty	6 2	148 H	High Point	14 9
			48 A	Duke	9 8	72 H	Boston College	3 5	164 H	Furman	11 2
			48 A	Duke	2 16	72 H	Boston College	13 3	164 H	Furman	5 1
			49 H	Virginia Tech	9 10	72 H	Boston College	22 9	164 N	Furman	13 7
			49 H	Virginia Tech	8 7	79 A	Elon	13 7	172 A	Appalachian St.	10 6
			49 H	Virginia Tech	8 3	79 H	Elon	3 6	172 H	Appalachian St.	5 4
						90 A	UNC Greensboro	5 9	203 A	Charlotte	18 6
						90 H	UNC Greensboro	2 1	203 H	Charlotte	14 6
									208 H	Quinnipiac	15 5
									208 H	Quinnipiac	6 8
									223 A	Pittsburgh	3 8
									223 A	Pittsburgh	20 8
									223 A	Pittsburgh	7 6
									225 H	Sacred Heart	14 1
									264 H	Georgetown	5 3
			LAST 10 GAMES								
			26 H	NC State	9 8	49 H	Virginia Tech	8 3			
			26 H	NC State	3 4	5 A	Louisville	7 10			
			223 A	Pittsburgh	7 6	5 A	Louisville	1 6			
			223 A	Pittsburgh	20 8	131 H	Notre Dame	4 7			
			49 H	Virginia Tech	8 7	203 A	Charlotte	18 6			

Non-Div. I Games:

Wake Forest

Average RPI Win:		160	WON-LOST RECORD		WINNING PCT. RANK		LAST 10 GAMES		STRENGTH OF SCHEDULE		OPP. STRENGTH OF SCHEDULE		TEAM RPI		ADJ RPI		CONF. RPI		ADJ CONF. RPI	
DIV. I ONLY				29-11-0		.725 21		6-4-0		195		93		68		.54495 68		15 15		
DIV. I NON-CONF.				20-8-0		.71429 43		3-3-0		181		32		52		.55846 52		17 17		
TOTALS		RPI 1-25		RPI 26-50		W-L RECORDS		RPI 51-100		RPI 101-150		RPI 150+								
29-11-0		1-1-0		2-0-0		OVERALL		4-4-0		5-1-0		17-5-0								
22-4-0		1-0-0		1-0-0		HOME		2-0-0		3-0-0		15-4-0								
7-7-0		0-1-0		1-0-0		AWAY		2-4-0		2-1-0		2-1-0								
0-0-0		0-0-0		0-0-0		NEUTRAL		0-0-0		0-0-0		0-0-0								
20-8-0		1-1-0		2-0-0		NON-CONFERENCE		4-4-0		2-1-0		11-2-0								
15-2-0		1-0-0		1-0-0		HOME		2-0-0		0-0-0		11-2-0								
5-6-0		0-1-0		1-0-		AWAY		2-4-0		2-1-0		0-0-0								
0-0-0		0-0-0		0-0-0		NEUTRAL		0-0-0		0-0-0		0-0-0								
9-3-0		0-0-0		0-0-0		CONFERENCE		0-0-0		3-0-0		6-3-0								
7-2-0		0-0-0		0-0-0		HOME		0-0-0		3-0-0		4-2-0								
2-1-0		0-0-0		0-0-0		AWAY		0-0-0		0-0-0		2-1-0								
0-0-0		0-0-0		0-0-0		NEUTRAL		0-0-0		0-0-0		0-0-0								
RPI	S	Opponent		Score		RPI	S	Opponent		Score		RPI	S	Opponent		Score				
7	A	Tennessee		1	7	49	A	Virginia Tech		6	1	57	A	South Carolina		6	5			
19	H	North Carolina		2	0	49	H	Virginia Tech		4	3	57	A	South Carolina		7	13			
												57	A	South Carolina		2	3			
												67	A	Wake Forest		2	6			
												67	H	Wake Forest		9	3			
												79	A	Elon		13	1			
												93	A	Virginia		3	6			
												93	H	Virginia		14	5			
														103 H North Florida		6	2			
														103 H North Florida		8	2			
														103 H North Florida		4	3			
														135 A South Fla.		5	4			
														135 A South Fla.		2	4			
														135 A South Fla.		6	4			
														159 H Richmond		7	0			
														184 H N.C. A&T		5	1			
														184 H N.C. A&T		2	8			
														184 H N.C. A&T		3	0			
														209 H Maine		7	1			
														209 H Maine		7	0			
														209 H Maine		3	2			
														214 H NJIT		2	9			
														214 H NJIT		8	2			
														214 H NJIT		8	1			
														217 H Hofstra		5	10			
														217 H Hofstra		1	0			
														217 H Hofstra		9	1			
														220 H Stetson		2	3			
														220 H Stetson		12	6			
														220 H Stetson		15	4			
														230 H Delaware		5	4			
														230 H Delaware		11	0			
														230 H Delaware		8	1			
														247 A North Ala.		16	2			
														247 A North Ala.		8	5			
LAST 10 GAMES																				
																</				

Non-Div. I Games:

Liberty

Liberty

Average RPI Win: 113		WON-LOST RECORD		WINNING PCT. RANK		LAST 10 GAMES		STRENGTH OF SCHEDULE		OPP. STRENGTH OF SCHEDULE		TEAM RPI		ADJ RPI		CONF. RPI		ADJ CONF. RPI	
DIV. I ONLY		25-16-0		.60976 68		4-6-0		63		83		69		.54358 69		8		8	
DIV. I NON-CONF.		16-7-0		.69565 52		1-2-0		128		76		65		.54899 64		10		10	
TOTALS		RPI 1-25		RPI 26-50		W-L RECORDS		RPI 51-100		RPI 101-150		RPI 150+							
25-16-0		1-0-0		2-4-0		OVERALL		12-9-0		4-2-0		6-1-0							
16-10-0		0-0-0		2-2-0		HOME		7-5-0		3-2-0		4-1-0							
6-6-0		0-0-0		0-2-0		AWAY		3-4-0		1-0-0		2-0-0							
3-0-0		1-0-0		0-0-0		NEUTRAL		2-0-0		0-0-0		0-0-0							
16-7-0		1-0-0		0-3-0		NON-CONFERENCE		7-2-0		2-1-0		6-1-0							
9-5-0		0-0-0		0-1-0		HOME		4-2-0		1-1-0		4-1-0							
4-2-0		0-0-0		0-0-		AWAY		1-0-0		1-0-0		2-0-0							
3-0-0		1-0-0		0-0-0		NEUTRAL		2-0-0		0-0-0		0-0-0							
9-9-0		0-0-0		2-1-0		CONFERENCE		5-7-0		2-1-0		0-0-0							
7-5-0		0-0-0		2-1-0		HOME		3-3-0		2-1-0		0-0-0							
2-4-0		0-0-0		0-0-0		AWAY		2-4-0		0-0-0		0-0-0							
0-0-0		0-0-0		0-0-0		NEUTRAL		0-0-0		0-0-0		0-0-0							
RPI S	Opponent	Score		RPI S	Opponent	Score		RPI S	Opponent	Score		RPI S	Opponent	Score					
22 N	Indiana	5	3	36 H	Oklahoma	1	6	51 N	Coastal Caro.	8	5	114 H	Missouri St.	14	4				
				37 A	UC Irvine	7	17	58 H	Pepperdine	5	10	116 A	California Baptist	5	4				
				42 H	BYU	4	17	58 H	Pepperdine	7	8	126 H	Utah	5	6				
				42 H	BYU	15	5	58 H	Pepperdine	5	1	129 H	Portland	10	2				
				42 H	BYU	6	5	63 A	San Diego St.	4	2	129 H	Portland	4	3				
				43 A	Arizona St.	2	12	63 H	San Diego St.	2	4	129 H	Portland	0	20				
								65 A	Gonzaga	4	2	206 A	UC Riverside	31	3				
								65 A	Gonzaga	9	11	206 H	UC Riverside	7	6				
								65 A	Gonzaga	3	15	216 A	Long Beach St.	4	0				
								66 A	Loyola Marymount	2	3	216 H	Long Beach St.	4	5				
								66 A	Loyola Marymount	4	10	231 H	Wagner	3	1				
								66 A	Loyola Marymount	11	8	231 H	Wagner	15	9				
								75 H	TCU	9	6	231 H	Wagner	14	0				
								80 H	St. John's (NY)	2	1								
								80 H	St. John's (NY)	5	7								
								80 H	St. John's (NY)	9	3								
								83 N	Minnesota	6	5								
								87 H	Cal St. Fullerton	6	2								
								95 H	San Francisco	4	10								
								95 H	San Francisco	10	3								
				LAST 10 GAMES															
				63 H	San Diego St.	2	4												
				129 H	Portland	0	20												
				129 H	Portland	10	2												
				129 H	Portland	4	3												
				116 A	California Baptist	5	4												

Non-Div. I Games:

San Diego

RPI	S	Opponent	Score
95	H	San Francisco	6 4
66	A	Loyola Marymount	11 8
66	A	Loyola Marymount	2 3
66	A	Loyola Marymount	4 10
216	H	Long Beach St.	4 5
42	H	BYU	4 17

Average RPI Win: 120		WON-LOST	WINNING	LAST 10	STRENGTH OF		OPP. STRENGTH	TEAM	ADJ	CONF.	ADJ CONF.
Average RPI Loss: 72		RECORD	PCT. RANK	GAMES	SCHEDULE		OF SCHEDULE	RPI	RPI	RPI	RPI
DIV. I ONLY		20-22-0	.47619	162	7-3-0		20	103	70	.54305	70
DIV. I NON-CONF.		15-15-0	.5	143	3-1-0		30	191	80	.53747	80
TOTALS		RPI 1-25	RPI 26-50		W-L RECORDS		RPI 51-100		RPI 101-150		RPI 150+
20-22-0		2-8-0	3-3-0		OVERALL		6-5-0		2-3-0		7-3-0
10-8-0		1-2-0	0-1-0		HOME		4-2-0		1-2-0		4-1-0
7-12-0		1-6-0	3-1-0		AWAY		0-2-0		0-1-0		3-2-0
3-2-0		0-0-0	0-1-0		NEUTRAL		2-1-0		1-0-0		0-0-0
15-15-0		1-3-0	1-2-0		NON-CONFERENCE		4-4-0		2-3-0		7-3-0
7-5-0		0-0-0	0-1-0		HOME		2-1-0		1-2-0		4-1-0
5-8-0		1-3-0	1-0-		AWAY		0-2-0		0-1-0		3-2-0
3-2-0		0-0-0	0-1-0		NEUTRAL		2-1-0		1-0-0		0-0-0
5-7-0		1-5-0	2-1-0		CONFERENCE		2-1-0		0-0-0		0-0-0
3-3-0		1-2-0	0-0-0		HOME		2-1-0		0-0-0		0-0-0
2-4-0		0-3-0	2-1-0		AWAY		0-0-0		0-0-0		0-0-0
0-0-0		0-0-0	0-0-0		NEUTRAL		0-0-0		0-0-0		0-0-0
RPI S	Opponent	Score		RPI S	Opponent	Score		RPI S	Opponent	Score	
16 A	Creighton	1	11	39 A	Texas	6	4	63 A	San Diego St.	7	10
16 A	Creighton	9	2	39 A	Texas	2	0	75 H	TCU	1	8
16 A	Creighton	0	4	39 A	Texas	2	10	75 H	TCU	7	4
17 H	Texas Tech	5	4	44 A	Nebraska	5	0	75 H	TCU	11	10
17 H	Texas Tech	4	11	44 H	Nebraska	0	7	85 A	Wichita St.	5	8
17 H	Texas Tech	3	4	47 N	Fresno St.	3	11	95 N	San Francisco	11	5
21 A	Oklahoma St.	4	11					95 N	San Francisco	7	0
21 A	Oklahoma St.	4	5					95 N	San Francisco	1	3
21 A	Oklahoma St.	4	8					98 H	UTRGV	5	6
25 A	Missouri	2	17					98 H	UTRGV	3	1
								98 H	UTRGV	7	1
				LAST 10 GAMES							
				17 H	Texas Tech	3	4	75 H	TCU	7	4
				17 H	Texas Tech	4	11	44 A	Nebraska	5	0
				196 A	Omaha	9	2	39 A	Texas	2	0
				75 H	TCU	11	10	39 A	Texas	2	10
				75 H	TCU	1	8	39 A	Texas	6	4

Non-Div. I Games:

Kansas St.



Average RPI Win:		132	WON-LOST RECORD		WINNING PCT. RANK		LAST 10 GAMES		STRENGTH OF SCHEDULE		OPP. STRENGTH OF SCHEDULE		TEAM RPI		ADJ RPI		CONF. RPI		ADJ CONF. RPI				
DIV. I ONLY			22-15-0		.59459 84		6-4-0		105		85		71		.54295 71		7		7				
DIV. I NON-CONF.			13-9-0		.59091 104		2-1-0		174		113		90		.53034 90		7		7				
TOTALS		RPI 1-25		RPI 26-50		W-L RECORDS		RPI 51-100		RPI 101-150		RPI 150+											
22-15-0		5-4-0		3-4-0		OVERALL		1-1-0		1-0-0		12-6-0											
13-4-0		3-0-0		2-2-0		HOME		1-0-0		1-0-0		6-2-0											
7-10-0		2-4-0		1-2-0		AWAY		0-1-0		0-0-0		4-3-0											
2-1-0		0-0-0		0-0-0		NEUTRAL		0-0-0		0-0-0		2-1-0											
13-9-0		2-1-0		1-3-0		NON-CONFERENCE		1-1-0		1-0-0		8-4-0											
6-2-0		0-0-0		0-1-0		HOME		1-0-0		1-0-0		4-1-0											
5-6-0		2-1-0		1-0-		AWAY		0-1-0		0-0-0		2-2-0											
2-1-0		0-0-0		0-0-0		NEUTRAL		0-0-0		0-0-0		2-1-0											
9-6-0		3-3-0		2-1-0		CONFERENCE		0-0-0		0-0-0		4-2-0											
7-2-0		3-0-0		2-1-0		HOME		0-0-0		0-0-0		2-1-0											
2-4-0		0-3-0		0-0-0		AWAY		0-0-0		0-0-0		2-1-0											
0-0-0		0-0-0		0-0-0		NEUTRAL		0-0-0		0-0-0		0-0-0											
RPI	S	Opponent		Score		RPI	S	Opponent		Score		RPI	S	Opponent		Score							
21	A	Oklahoma St.		4	5	30	H	Illinois St.		6	11	78	A	Bradley		1	3	134	H	Milwaukee		5	4
21	A	Oklahoma St.		3	2	35	A	Evansville		0	6	78	H	Bradley		4	2	162	H	Rutgers		3	15
21	A	Oklahoma St.		5	4	35	A	Evansville		1	3							162	H	Rutgers		9	5
22	A	Indiana		2	3	35	A	Evansville		18	7							162	H	Rutgers		6	1
22	A	Indiana		1	13	44	H	Nebraska		2	3							174	N	Marshall		10	0
22	A	Indiana		1	7	44	H	Nebraska		3	2							181	A	Purdue		6	3
23	H	Illinois		8	4	44	H	Nebraska		17	9							181	A	Purdue		5	9
23	H	Illinois		2	1													181	A	Purdue		10	4
23	H	Illinois		3	1													182	H	CSUN		3	1
																		182	H	CSUN		5	8
																		182	H	CSUN		5	4
																		223	N	Pittsburgh		10	1
																		236	A	Hawaii		1	7
																		236	A	Hawaii		7	8
																		236	A	Hawaii		6	4
																		236	A	Hawaii		10	8
																		266	N	George Mason		2	7
																		272	H	Northern Ill.		8	6
																		273	H	Chicago St.		5	4
						LAST 10 GAMES																	
						181	A	Purdue		5	9	182	H	CSUN		3	1						
						181	A	Purdue		6	3	134	H	Milwaukee		5	4						
						162	H	Rutgers		3	15	44	H	Nebraska		2	3						
						162	H	Rutgers		9	5	44	H	Nebraska		17	9						
						236	A	Hawaii		6	4	44	H	Nebraska		3	2						

Non-Div. I Games: Simpson 7 2 Clarke 3 2

Iowa

Average RPI Win: 147		WON-LOST	WINNING	LAST 10	STRENGTH OF		OPP. STRENGTH	TEAM	ADJ	CONF.	ADJ CONF.
Average RPI Loss: 71		RECORD	PCT. RANK	GAMES	SCHEDULE		OF SCHEDULE	RPI	RPI	RPI	RPI
DIV. I ONLY		20-22-0	.47619	162	5-5-0		37	73	72	.54128	72
DIV. I NON-CONF.		13-8-0	.61905	88	4-0-0		246	192	127	.50963	127
TOTALS		RPI 1-25	RPI 26-50		W-L RECORDS		RPI 51-100		RPI 101-150		RPI 150+
20-22-0		2-8-0	3-6-0		OVERALL		3-3-0		1-0-0		11-5-0
8-8-0		1-2-0	2-4-0		HOME		0-0-0		1-0-0		4-2-0
11-12-0		1-6-0	1-0-0		AWAY		3-3-0		0-0-0		6-3-0
1-2-0		0-0-0	0-2-0		NEUTRAL		0-0-0		0-0-0		1-0-0
13-8-0		0-1-0	1-2-0		NON-CONFERENCE		0-0-0		1-0-0		11-5-0
5-2-0		0-0-0	0-0-0		HOME		0-0-0		1-0-0		4-2-0
7-4-0		0-1-0	1-0-		AWAY		0-0-0		0-0-0		6-3-0
1-2-0		0-0-0	0-2-0		NEUTRAL		0-0-0		0-0-0		1-0-0
7-14-0		2-7-0	2-4-0		CONFERENCE		3-3-0		0-0-0		0-0-0
3-6-0		1-2-0	2-4-0		HOME		0-0-0		0-0-0		0-0-0
4-8-0		1-5-0	0-0-0		AWAY		3-3-0		0-0-0		0-0-0
0-0-0		0-0-0	0-0-0		NEUTRAL		0-0-0		0-0-0		0-0-0
RPI S	Opponent	Score	RPI S	Opponent	Score	RPI S	Opponent	Score	RPI S	Opponent	Score
5 A	Louisville	0 4	26 H	NC State	5 6	62 A	Florida St.	3 4	108 H	Rhode Island	4 0
5 A	Louisville	4 11	26 H	NC State	4 16	62 A	Florida St.	10 7	152 H	Massachusetts	2 6
5 A	Louisville	6 4	26 H	NC State	3 1	62 A	Florida St.	8 0	173 A	Northeastern	2 4
10 H	Georgia Tech	9 2	35 N	Evansville	3 4	67 A	Wake Forest	9 22	173 N	Northeastern	5 3
10 H	Georgia Tech	0 7	35 N	Evansville	0 4	67 A	Wake Forest	5 3	178 A	Eastern Ky.	13 2
10 H	Georgia Tech	1 9	41 H	Clemson	3 2	67 A	Wake Forest	3 13	178 A	Eastern Ky.	6 4
19 A	North Carolina	10 11	41 H	Clemson	1 8				194 H	Hartford	4 7
19 A	North Carolina	7 8	41 H	Clemson	5 9				204 H	Holy Cross	11 4
19 A	North Carolina	8 16	45 A	Kentucky	12 3				208 H	Quinnipiac	11 5
24 A	UConn	1 3							240 H	Siena	7 5
									258 H	UMass Lowell	6 5
									263 A	Bethune-Cookman	7 8
									263 A	Bethune-Cookman	4 8
									263 A	Bethune-Cookman	14 5
									268 A	Jackson St.	9 5
									268 A	Jackson St.	7 3
									268 A	Jackson St.	11 2
LAST 10 GAMES											
			178 A	Eastern Ky.	13 2	19 A	North Carolina	7 8			
			268 A	Jackson St.	9 5	173 N	Northeastern	5 3			
			258 H	UMass Lowell	6 5	10 H	Georgia Tech	0 7			
			19 A	North Carolina	8 16	10 H	Georgia Tech	1 9			
			19 A	North Carolina	10 11	10 H	Georgia Tech	9 2			

Non-Div. I Games:

Boston College

**Non-Div. I Games:**

Tie, Loss, Non-Conf, S Site, H Home, A Away, N Neutral Page 83

RPI	S	Opponent	Score	
241	A	La Salle	9	6
241	A	La Salle	28	4
260	H	Towson	6	0
261	H	VMI	15	2
288	A	Longwood	12	6

VCU

V  
C  
U

V  
C  
U

Average RPI Win: 154		WON-LOST	WINNING	LAST 10	STRENGTH OF		OPP. STRENGTH	TEAM	ADJ	CONF.	ADJ CONF.
Average RPI Loss: 76		RECORD	PCT. RANK	GAMES	SCHEDULE		OF SCHEDULE	RPI	RPI	RPI	RPI
DIV. I ONLY		23-16-0	.58974	85	6-4-0		114	118	75	.53982	74
DIV. I NON-CONF.		15-9-0	.625	85	2-0-0		220	103	92	.52968	92
TOTALS		RPI 1-25	RPI 26-50		W-L RECORDS		RPI 51-100		RPI 101-150		RPI 150+
23-16-0		1-0-0	1-8-0		OVERALL		2-4-0		9-2-0		10-2-0
17-2-0		1-0-0	0-1-0		HOME		2-1-0		9-0-0		5-0-0
6-14-0		0-0-0	1-7-0		AWAY		0-3-0		0-2-0		5-2-0
0-0-0		0-0-0	0-0-0		NEUTRAL		0-0-0		0-0-0		0-0-0
15-9-0		1-0-0	1-5-0		NON-CONFERENCE		0-0-0		3-2-0		10-2-0
9-1-0		1-0-0	0-1-0		HOME		0-0-0		3-0-0		5-0-0
6-8-0		0-0-0	1-0-		AWAY		0-0-0		0-2-0		5-2-0
0-0-0		0-0-0	0-0-0		NEUTRAL		0-0-0		0-0-0		0-0-0
8-7-0		0-0-0	0-3-0		CONFERENCE		2-4-0		6-0-0		0-0-0
8-1-0		0-0-0	0-0-0		HOME		2-1-0		6-0-0		0-0-0
0-6-0		0-0-0	0-3-0		AWAY		0-3-0		0-0-0		0-0-0
0-0-0		0-0-0	0-0-0		NEUTRAL		0-0-0		0-0-0		0-0-0
RPI S	Opponent	Score	RPI S	Opponent	Score	RPI S	Opponent	Score	RPI S	Opponent	Score
8 H	UC Santa Barbara	7 6	34 A	Oregon	2 3	66 H	Loyola Marymount	4 5	104 H	Sacramento St.	10 1
			34 A	Oregon	2 6	66 H	Loyola Marymount	5 0	105 A	Nevada	5 6
			34 A	Oregon	4 5	66 H	Loyola Marymount	6 4	105 H	Nevada	6 5
			42 A	BYU	6 10	95 A	San Francisco	2 4	129 H	Portland	2 1
			42 A	BYU	0 11	95 A	San Francisco	0 2	129 H	Portland	1 0
			42 A	BYU	3 5	95 A	San Francisco	9 10	129 H	Portland	4 2
			46 A	California	10 3				138 H	Pacific	12 7
			46 A	California	1 13				138 H	Pacific	5 3
			46 H	California	3 9				138 H	Pacific	1 0
									142 A	San Jose St.	3 7
									142 H	San Jose St.	14 1
									151 A	Cal Poly	7 1
									151 A	Cal Poly	8 2
									151 A	Cal Poly	2 6
									151 A	Cal Poly	3 8
									201 H	Washington St.	9 1
									201 H	Washington St.	8 1
									201 H	Washington St.	14 8
									201 H	Washington St.	6 3
									274 A	Utah Valley	8 3
									274 A	Utah Valley	10 1
									274 A	Utah Valley	13 1
									283 H	Rider	5 2
			LAST 10 GAMES								
			138 H	Pacific	1 0	34 A	Oregon	4 5			
			274 A	Utah Valley	10 1	66 H	Loyola Marymount	6 4			
			201 H	Washington St.	6 3	66 H	Loyola Marymount	4 5			
			151 A	Cal Poly	7 1	66 H	Loyola Marymount	5 0			
			274 A	Utah Valley	13 1	142 H	San Jose St.	14 1			

Non-Div. I Games:

Saint Mary's (CA)

TCU

Average RPI Win: 124		WON-LOST RECORD		WINNING PCT. RANK		LAST 10 GAMES		STRENGTH OF SCHEDULE		OPP. STRENGTH OF SCHEDULE		TEAM RPI		ADJ RPI		CONF. RPI		ADJ CONF. RPI	
DIV. I ONLY		23-16-0		.58974 85		4-6-0		100		38		76		.53866 75		2		2	
DIV. I NON-CONF.		17-10-0		.62963 84		2-4-0		169		75		96		.52717 96		3		3	
TOTALS		RPI 1-25		RPI 26-50		W-L RECORDS		RPI 51-100		RPI 101-150		RPI 150+							
23-16-0		2-3-0		5-4-0		OVERALL		5-5-0		3-2-0		8-2-0							
14-6-0		1-2-0		2-2-0		HOME		2-0-0		3-1-0		6-1-0							
5-7-0		0-0-0		2-2-0		AWAY		1-4-0		0-0-0		2-1-0							
4-3-0		1-1-0		1-0-0		NEUTRAL		2-1-0		0-1-0		0-0-0							
17-10-0		1-1-0		1-2-0		NON-CONFERENCE		4-3-0		3-2-0		8-2-0							
11-3-0		0-0-0		0-1-0		HOME		2-0-0		3-1-0		6-1-0							
2-4-0		0-0-0		0-0-		AWAY		0-2-0		0-0-0		2-1-0							
4-3-0		1-1-0		1-0-0		NEUTRAL		2-1-0		0-1-0		0-0-0							
6-6-0		1-2-0		4-2-0		CONFERENCE		1-2-0		0-0-0		0-0-0							
3-3-0		1-2-0		2-1-0		HOME		0-0-0		0-0-0		0-0-0							
3-3-0		0-0-0		2-1-0		AWAY		1-2-0		0-0-0		0-0-0							
0-0-0		0-0-0		0-0-0		NEUTRAL		0-0-0		0-0-0		0-0-0							
RPI	S	Opponent		Score		RPI	S	Opponent		Score		RPI	S	Opponent		Score			
2	N	Vanderbilt		10	2	29	A	DBU		6	11	55	A	UT Arlington		3	6		
13	N	Texas A&M		0	1	29	H	DBU		3	9	55	H	UT Arlington		3	2		
21	H	Oklahoma St.		6	7	36	A	Oklahoma		6	7	55	N	UT Arlington		5	3		
21	H	Oklahoma St.		8	9	36	A	Oklahoma		6	4	69	A	San Diego		6	9		
21	H	Oklahoma St.		7	4	36	A	Oklahoma		4	2	70	A	Kansas St.		8	1		
						38	N	Houston		10	6	70	A	Kansas St.		10	11		
						39	H	Texas		3	2	70	A	Kansas St.		4	7		
						39	H	Texas		12	8	87	N	Cal St. Fullerton		0	2		
						39	H	Texas		1	13	93	N	Virginia		9	4		
												98	H	UTRGV		6	2		

Non-Div. I Games:

TCU

UCF

Average RPI Win: 135		WON-LOST	WINNING	LAST 10	STRENGTH OF	OPP. STRENGTH	TEAM	ADJ	CONF.	ADJ CONF.							
Average RPI Loss: 72		RECORD	PCT. RANK	GAMES	SCHEDULE	OF SCHEDULE	RPI	RPI	RPI	RPI							
DIV. I ONLY		24-17-0	.58537	87	4-6-0	69	46	77	.53805	76	5	5					
DIV. I NON-CONF.		19-7-0	.73077	36	2-1-0	77	102	54	.55766	54	5	5					
<hr/>																	
TOTALS		RPI 1-25		RPI 26-50		W-L RECORDS		RPI 51-100		RPI 101-150		RPI 150+					
24-17-0		2-7-0		1-1-0		OVERALL		4-3-0		8-4-0		9-2-0					
18-10-0		2-4-0		0-1-0		HOME		2-1-0		6-2-0		8-2-0					
6-7-0		0-3-0		1-0-0		AWAY		2-2-0		2-2-0		1-0-0					
0-0-0		0-0-0		0-0-0		NEUTRAL		0-0-0		0-0-0		0-0-0					
19-7-0		1-2-0		1-1-0		NON-CONFERENCE		3-1-0		5-1-0		9-2-0					
15-7-0		1-2-0		0-1-0		HOME		2-1-0		4-1-0		8-2-0					
4-0-0		0-0-0		1-0-		AWAY		1-0-0		1-0-0		1-0-0					
0-0-0		0-0-0		0-0-0		NEUTRAL		0-0-0		0-0-0		0-0-0					
5-10-0		1-5-0		0-0-0		CONFERENCE		1-2-0		3-3-0		0-0-0					
3-3-0		1-2-0		0-0-0		HOME		0-0-0		2-1-0		0-0-0					
2-7-0		0-3-0		0-0-0		AWAY		1-2-0		1-2-0		0-0-0					
0-0-0		0-0-0		0-0-0		NEUTRAL		0-0-0		0-0-0		0-0-0					
RPI	S	Opponent		Score		RPI	S	Opponent		Score		RPI	S	Opponent		Score	
9	A	East Carolina		4	7	27	A	Florida		12	9	62	A	Florida St.		9	7
9	A	East Carolina		5	6	50	H	Fla. Atlantic		3	5	73	H	VCU		3	4
9	A	East Carolina		8	13							73	H	VCU		8	2
15	H	Auburn		9	13							73	H	VCU		10	9
15	H	Auburn		6	1							85	A	Wichita St.		4	6
15	H	Auburn		1	4							85	A	Wichita St.		6	8
24	H	UConn		2	1							85	A	Wichita St.		11	3
24	H	UConn		0	10												
24	H	UConn		1	3												

Non-Div. I Games:

UCF

Average RPI Win:	150	WON-LOST	WINNING	LAST 10		STRENGTH OF	OPP. STRENGTH	TEAM	ADJ	CONF.	ADJ CONF.		
Average RPI Loss:	87	RECORD	PCT. RANK	GAMES		SCHEDULE	OF SCHEDULE	RPI	RPI	RPI	RPI		
DIV. I ONLY		22-16-0	.57895	96	3-7-0	127	59	78	.53778	77	12	12	
DIV. I NON-CONF.		8-9-0	.47059	165	0-3-0	45	7	86	.53433	85	13	13	
<hr/>													
TOTALS	RPI 1-25	RPI 26-50		W-L RECORDS		RPI 51-100		RPI 101-150		RPI 150+			
22-16-0	0-1-0	2-7-0		OVERALL		2-1-0		8-6-0		10-1-0			
11-4-0	0-0-0	1-1-0		HOME		2-1-0		5-2-0		3-0-0			
9-9-0	0-0-0	0-4-0		AWAY		0-0-0		3-4-0		6-1-0			
2-3-0	0-1-0	1-2-0		NEUTRAL		0-0-0		0-0-0		1-0-0			
8-9-0	0-1-0	2-7-0		NON-CONFERENCE		0-0-0		4-1-0		2-0-0			
4-2-0	0-0-0	1-1-0		HOME		0-0-0		3-1-0		0-0-0			
2-4-0	0-0-0	0-0-		AWAY		0-0-0		1-0-0		1-0-0			
2-3-0	0-1-0	1-2-0		NEUTRAL		0-0-0		0-0-0		1-0-0			
14-7-0	0-0-0	0-0-0		CONFERENCE		2-1-0		4-5-0		8-1-0			
7-2-0	0-0-0	0-0-0		HOME		2-1-0		2-1-0		3-0-0			
7-5-0	0-0-0	0-0-0		AWAY		0-0-0		2-4-0		5-1-0			
0-0-0	0-0-0	0-0-0		NEUTRAL		0-0-0		0-0-0		0-0-0			
RPI	S	Opponent	Score	RPI	S	Opponent	Score	RPI	S	Opponent	Score		
12	N	Mississippi St.	4 5	31	A	Louisiana Tech	0 7	88	H	Incarnate Word	10 4		
				33	A	Baylor	6 9	88	H	Incarnate Word	13 8		
				33	H	Baylor	8 7	88	H	Incarnate Word	2 8		
				38	A	Houston	1 2			120	H	Louisiana	7 5
				38	H	Houston	7 12			120	H	Louisiana	9 8
				38	N	Houston	3 9			120	H	Louisiana	9 2
				39	A	Texas	3 10			123	H	McNeese	3 4
				44	N	Nebraska	11 10			123	H	McNeese	6 3
				49	N	Virginia Tech	2 3			123	H	McNeese	5 4
										137	A	Rice	10 9
										137	H	Rice	5 11
										145	A	SFA	7 12
										145	A	SFA	4 2
										145	A	SFA	6 3
										149	A	Central Ark.	1 6
										149	A	Central Ark.	1 4
										149	A	Central Ark.	2 6
										168	A	New Orleans	8 2
										168	A	New Orleans	6 2
										168	A	New Orleans	4 6
										200	H	Lamar University	15 6
										200	H	Lamar University	6 5
										200	H	Lamar University	8 4
										207	A	Houston Baptist	6 3
										207	A	Houston Baptist	17 5
										207	A	Houston Baptist	7 4
										220	A	Stetson	4 3
										244	N	Manhattan	12 7

**Non-Div. I Games:**

Sam Houston St.



Average RPI Win: 160		WON-LOST RECORD	WINNING PCT. RANK	LAST 10 GAMES	STRENGTH OF SCHEDULE	OPP. STRENGTH OF SCHEDULE	TEAM RPI	ADJ RPI	CONF. RPI	ADJ CONF. RPI			
Average RPI Loss: 91													
DIV. I ONLY		18-13-0	.58065 95	7-3-0	119	108	73	.53732 78	6	6			
DIV. I NON-CONF.		14-8-0	.63636 80	3-1-0	179	150	63	.54599 67	6	6			
<hr/>													
TOTALS		RPI 1-25	RPI 26-50		W-L RECORDS		RPI 51-100		RPI 101-150		RPI 150+		
18-13-0		1-1-0	1-5-0		OVERALL		1-1-0		6-4-0		9-2-0		
6-4-0		0-1-0	0-3-0		HOME		1-0-0		0-0-0		5-0-0		
10-8-0		1-0-0	1-2-0		AWAY		0-1-0		6-4-0		2-1-0		
2-1-0		0-0-0	0-0-0		NEUTRAL		0-0-0		0-0-0		2-1-0		
14-8-0		1-1-0	0-0-0		NON-CONFERENCE		1-1-0		6-4-0		6-2-0		
3-1-0		0-1-0	0-0-0		HOME		1-0-0		0-0-0		2-0-0		
9-6-0		1-0-0	0-0-		AWAY		0-1-0		6-4-0		2-1-0		
2-1-0		0-0-0	0-0-0		NEUTRAL		0-0-0		0-0-0		2-1-0		
4-5-0		0-0-0	1-5-0		CONFERENCE		0-0-0		0-0-0		3-0-0		
3-3-0		0-0-0	0-3-0		HOME		0-0-0		0-0-0		3-0-0		
1-2-0		0-0-0	1-2-0		AWAY		0-0-0		0-0-0		0-0-0		
0-0-0		0-0-0	0-0-0		NEUTRAL		0-0-0		0-0-0		0-0-0		
RPI S	Opponent	Score		RPI S	Opponent	Score		RPI S	Opponent	Score			
23 A	Illinois	12	8	29 A	DBU	3	14	71 A	Iowa	2	4		
23 H	Illinois	2	4	29 A	DBU	2	1	71 H	Iowa	3	1		
				29 A	DBU	6	7						
				35 H	Evansville	2	4						
				35 H	Evansville	0	1						
				35 H	Evansville	4	6						
<hr/>													
LAST 10 GAMES													
				176 H	Southern Ill.	7	1	29 A	DBU	3	14		
				176 H	Southern Ill.	14	4	29 A	DBU	2	1		
				198 A	Middle Tenn.	2	1	23 A	Illinois	12	8		
				29 A	DBU	6	7	176 H	Southern Ill.	8	0		
				23 H	Illinois	2	4	71 H	Iowa	3	1		
<hr/>													
Non-Div. I Games:		Rowan	3	0	Robert Morris-S'fiel	10	0	Eureka	20	1	MacMurray	7	1
		Robert Morris-S'fiel	14	2	Keystone	18	1				Bradley		

Average RPI Win: 164		WON-LOST	WINNING	LAST 10	STRENGTH OF		OPP. STRENGTH	TEAM	ADJ		CONF.	ADJ CONF.
Average RPI Loss: 84		RECORD	PCT. RANK	GAMES	SCHEDULE		OF SCHEDULE	RPI	RPI		RPI	RPI
DIV. I ONLY		24-17-0	.58537	87	7-3-0		76	123	79		.53701	79
DIV. I NON-CONF.		11-15-0	.42308	183	0-3-0		48	105	141		.50267	141
TOTALS		RPI 1-25	RPI 26-50		W-L RECORDS		RPI 51-100		RPI 101-150		RPI 150+	
24-17-0		0-2-0	0-2-0		OVERALL		4-10-0		9-1-0		11-2-0	
12-11-0		0-1-0	0-1-0		HOME		1-8-0		3-0-0		8-1-0	
11-6-0		0-1-0	0-1-0		AWAY		3-2-0		6-1-0		2-1-0	
1-0-0		0-0-0	0-0-0		NEUTRAL		0-0-0		0-0-0		1-0-0	
11-15-0		0-2-0	0-2-0		NON-CONFERENCE		2-9-0		3-1-0		6-1-0	
6-11-0		0-1-0	0-1-0		HOME		1-8-0		0-0-0		5-1-0	
4-4-0		0-1-0	0-0-		AWAY		1-1-0		3-1-0		0-0-0	
1-0-0		0-0-0	0-0-0		NEUTRAL		0-0-0		0-0-0		1-0-0	
13-2-0		0-0-0	0-0-0		CONFERENCE		2-1-0		6-0-0		5-1-0	
6-0-0		0-0-0	0-0-0		HOME		0-0-0		3-0-0		3-0-0	
7-2-0		0-0-0	0-0-0		AWAY		2-1-0		3-0-0		2-1-0	
0-0-0		0-0-0	0-0-0		NEUTRAL		0-0-0		0-0-0		0-0-0	
RPI S	Opponent	Score	RPI S	Opponent	Score	RPI S	Opponent	Score	RPI S	Opponent	Score	
9 A	East Carolina	3 5	26 A	NC State	2 21	52 H	Bryant	5 6	111 A	William & Mary	8 2	
9 H	East Carolina	4 9	26 H	NC State	0 5	52 H	Bryant	4 6	111 A	William & Mary	11 9	
						52 H	Bryant	1 0	111 A	William & Mary	11 2	
						61 H	Campbell	7 15	132 A	Western Caro.	6 2	
						67 A	Wake Forest	6 3	132 A	Western Caro.	12 11	
						67 H	Wake Forest	7 13	132 A	Western Caro.	2 5	
						68 H	Liberty	1 13	147 H	James Madison	5 4	
						81 A	Col. of Charleston	1 3	147 H	James Madison	8 3	
						81 A	Col. of Charleston	7 2	147 H	James Madison	3 1	
						81 A	Col. of Charleston	8 6	148 A	High Point	10 8	
						84 H	Maryland	4 12	195 H	Lafayette	9 1	
						84 H	Maryland	4 11	195 H	Lafayette	5 1	
						90 A	UNC Greensboro	3 4	195 H	Lafayette	8 0	
						90 H	UNC Greensboro	8 9	208 N	Quinnipiac	11 1	
									230 H	Delaware	4 1	
									230 H	Delaware	12 1	
									230 H	Delaware	6 0	
									231 H	Wagner	16 6	
									231 H	Wagner	6 7	
									231 H	Wagner	10 6	
									260 A	Towson	9 1	
									260 A	Towson	3 7	
									260 A	Towson	16 8	
			LAST 10 GAMES									
			230 H	Delaware	4 1	111 A	William & Mary	11 2				
			231 H	Wagner	6 7	111 A	William & Mary	8 2				
			231 H	Wagner	10 6	111 A	William & Mary	11 9				
			208 N	Quinnipiac	11 1	9 H	East Carolina	4 9				
			90 H	UNC Greensboro	8 9	230 H	Delaware	6 0				

Non-Div. I Games:

Elon

Average RPI Win:	181	WON-LOST	WINNING	LAST 10	STRENGTH OF	OPP. STRENGTH	TEAM	ADJ	CONF.	ADJ CONF.	
Average RPI Loss:	97	RECORD	PCT. RANK	GAMES	SCHEDULE	OF SCHEDULE	RPI	RPI	RPI	RPI	
DIV. I ONLY	23-14-0	.62162	64	7-3-0	146	147	80	.53674	80	14	14
DIV. I NON-CONF.	18-10-0	.64286	75	4-0-0	90	140	45	.5679	45	14	14
<hr/>											
TOTALS	RPI 1-25	RPI 26-50		W-L RECORDS	RPI 51-100		RPI 101-150		RPI 150+		
23-14-0	0-3-0	1-2-0		OVERALL	5-4-0		3-1-0		14-4-0		
14-3-0	0-0-0	0-0-0		HOME	4-2-0		2-0-0		8-1-0		
8-11-0	0-3-0	1-2-0		AWAY	1-2-0		1-1-0		5-3-0		
1-0-0	0-0-0	0-0-0		NEUTRAL	0-0-0		0-0-0		1-0-0		
<hr/>											
18-10-0	0-3-0	1-2-0		NON-CONFERENCE	4-2-0		3-1-0		10-2-0		
12-0-0	0-0-0	0-0-0		HOME	3-0-0		2-0-0		7-0-0		
6-10-0	0-3-0	1-0-		AWAY	1-2-0		1-1-0		3-2-0		
0-0-0	0-0-0	0-0-0		NEUTRAL	0-0-0		0-0-0		0-0-0		
<hr/>											
5-4-0	0-0-0	0-0-0		CONFERENCE	1-2-0		0-0-0		4-2-0		
2-3-0	0-0-0	0-0-0		HOME	1-2-0		0-0-0		1-1-0		
2-1-0	0-0-0	0-0-0		AWAY	0-0-0		0-0-0		2-1-0		
1-0-0	0-0-0	0-0-0		NEUTRAL	0-0-0		0-0-0		1-0-0		
<hr/>											
RPI S	Opponent	Score	RPI S	Opponent	Score	RPI S	Opponent	Score	RPI S	Opponent	Score
1 A	UCLA	2 3	37 A	UC Irvine	0 3	59 H	Xavier	9 8	102 H	Stony Brook	6 3
1 A	UCLA	1 11	37 A	UC Irvine	0 3	59 H	Xavier	8 11	114 H	Marist	7 3
1 A	UCLA	0 9	37 A	UC Irvine	4 3	59 H	Xavier	1 8	132 A	Western Caro.	5 2
						69 A	San Diego	1 2	132 A	Western Caro.	4 13
						69 A	San Diego	3 9	175 A	Fairfield	3 4
						69 A	San Diego	7 5	179 H	Columbia	22 7
						91 H	Kansas	11 3	182 A	CSUN	9 11
						91 H	Kansas	1 0	192 A	Saint Louis	16 3
						91 H	Kansas	3 1	192 A	Saint Louis	6 2
									217 H	Hofstra	9 1
									217 H	Hofstra	9 0
									219 H	LIU Brooklyn	11 10
									232 H	Albany (NY)	5 4
									246 A	Butler	4 1
									246 A	Butler	7 11
									246 A	Butler	5 4
									270 A	Iona	7 1
									285 H	Villanova	1 5
									285 H	Villanova	3 1
									285 N	Villanova	24 6
									291 H	Fairleigh Dickinson	11 4
									299 H	Saint Peter's	7 5
<hr/>											
			LAST 10 GAMES								
			246 A Butler			5 4	285 H Villanova			1 5	
			246 A Butler			7 11	291 H Fairleigh Dickinson			11 4	
			102 H Stony Brook			6 3	59 H Xavier			1 8	
			285 H Villanova			3 1	59 H Xavier			9 8	
			285 N Villanova			24 6	59 H Xavier			8 11	

Non-Div. I Games:

St. John's (NY)

Average RPI Win:		160	WON-LOST RECORD		WINNING PCT. RANK		LAST 10 GAMES		STRENGTH OF SCHEDULE		OPP. STRENGTH OF SCHEDULE		TEAM RPI		ADJ RPI		CONF. RPI		ADJ CONF. RPI					
DIV. I ONLY			26-14-0		.65		50		7-3-0		136		97		81		.53665		81		17		17	
DIV. I NON-CONF.			17-11-0		.60714		95		2-2-0		139		51		111		.52151		111		16		16	
TOTALS		RPI 1-25		RPI 26-50				W-L RECORDS				RPI 51-100				RPI 101-150				RPI 150+				
26-14-0		2-1-0		1-4-0				OVERALL				4-6-0				3-0-0				16-3-0				
19-7-0		2-1-0		1-2-0				HOME				2-3-0				0-0-0				14-1-0				
7-6-0		0-0-0		0-1-0				AWAY				2-3-0				3-0-0				2-2-0				
0-1-0		0-0-0		0-1-0				NEUTRAL				0-0-0				0-0-0				0-0-0				
17-11-0		2-1-0		1-4-0				NON-CONFERENCE				3-4-0				0-0-0				11-2-0				
15-5-0		2-1-0		1-2-0				HOME				1-1-0				0-0-0				11-1-0				
2-5-0		0-0-0		0-0-				AWAY				2-3-0				0-0-0				0-1-0				
0-1-0		0-0-0		0-1-0				NEUTRAL				0-0-0				0-0-0				0-0-0				
9-3-0		0-0-0		0-0-0				CONFERENCE				1-2-0				3-0-0				5-1-0				
4-2-0		0-0-0		0-0-0				HOME				1-2-0				0-0-0				3-0-0				
5-1-0		0-0-0		0-0-0				AWAY				0-0-0				3-0-0				2-1-0				
0-0-0		0-0-0		0-0-0				NEUTRAL				0-0-0				0-0-0				0-0-0				
RPI	S	Opponent		Score		RPI	S	Opponent		Score		RPI	S	Opponent		Score		RPI	S	Opponent		Score		
24	H	UConn		4	7	29	H	DBU		4	3	51	A	Coastal Caro.		13	6	147	A	James Madison		6	5	
24	H	UConn		7	6	29	H	DBU		2	6	51	H	Coastal Caro.		8	5	147	A	James Madison		10	8	
24	H	UConn		7	2	29	H	DBU		4	14	56	A	Ga. Southern		1	3	147	A	James Madison		5	1	
						41	A	Clemson		1	13	56	H	Ga. Southern		0	8	164	H	Furman		2	1	
						41	N	Clemson		1	4	79	H	Elon		6	8	164	H	Furman		3	1	
												79	H	Elon		3	1	164	H	Furman		13	3	
												79	H	Elon		2	7	173	A	Northeastern		7	5	
												94	A	Arizona		5	7	173	A	Northeastern		0	7	
												94	A	Arizona		5	7	173	A	Northeastern		7	1	
												94	A	Arizona		10	6	184	H	N.C. A&T		0	2	
																		184	H	N.C. A&T		8	1	
																		184	H	N.C. A&T		5	4	
																		217	H	Hofstra		7	4	
																		217	H	Hofstra		16	0	
																		217	H	Hofstra		9	0	
																		237	H	UNC Asheville		12	3	
																		237	H	UNC Asheville		6	5	
																		237	H	UNC Asheville		9	0	
																		262	A	Charleston So.		1	9	
																		262	H	Charleston So.		7	5	
																		262	H	Charleston So.		9	7	
																		277	H	The Citadel		11	1	
						LAST 10 GAMES						51	A	Coastal Caro.		13	6							
						217	H	Hofstra		16	0	29	H	DBU		4	14							
						217	H	Hofstra		7	4	29	H	DBU		2	6							
						173	A	Northeastern		7	1	29	H	DBU		4	3							
						173	A	Northeastern		7	5	147	A	James Madison		10	8							
						173	A	Northeastern		0	7													

Non-Div. I Games:

Col. of Charleston

Average RPI Win:		142	WON-LOST RECORD		WINNING PCT. RANK	LAST 10 GAMES		STRENGTH OF SCHEDULE		OPP. STRENGTH OF SCHEDULE	TEAM RPI	ADJ RPI	CONF. RPI	ADJ CONF. RPI								
Average RPI Loss:		91																				
DIV. I ONLY			22-19-0		.53659	122	6-4-0		59		99	82	.53529	82	12	12						
DIV. I NON-CONF.			9-13-0		.40909	190	1-1-0		26		41	103	.5247	103	13	13						
TOTALS		RPI 1-25		RPI 26-50		W-L RECORDS		RPI 51-100		RPI 101-150		RPI 150+										
22-19-0		1-4-0		0-3-0		OVERALL		1-1-0		12-9-0		8-2-0										
12-10-0		0-0-0		0-3-0		HOME		0-1-0		7-5-0		5-1-0										
10-9-0		1-4-0		0-0-0		AWAY		1-0-0		5-4-0		3-1-0										
0-0-0		0-0-0		0-0-0		NEUTRAL		0-0-0		0-0-0		0-0-0										
9-13-0		1-4-0		0-3-0		NON-CONFERENCE		1-1-0		6-5-0		1-0-0										
5-6-0		0-0-0		0-3-0		HOME		0-1-0		4-2-0		1-0-0										
4-7-0		1-4-0		0-0-		AWAY		1-0-0		2-3-0		0-0-0										
0-0-0		0-0-0		0-0-0		NEUTRAL		0-0-0		0-0-0		0-0-0										
13-6-0		0-0-0		0-0-0		CONFERENCE		0-0-0		6-4-0		7-2-0										
7-4-0		0-0-0		0-0-0		HOME		0-0-0		3-3-0		4-1-0										
6-2-0		0-0-0		0-0-0		AWAY		0-0-0		3-1-0		3-1-0										
0-0-0		0-0-0		0-0-0		NEUTRAL		0-0-0		0-0-0		0-0-0										
RPI	S	Opponent		Score		RPI	S	Opponent		Score		RPI	S	Opponent		Score						
12	A	Mississippi St.		0	12	31	H	Louisiana Tech		8	13	89	A	Tulane		10	3					
20	A	LSU		5	6	31	H	Louisiana Tech		8	12	89	H	Tulane		14	15					
21	A	Oklahoma St.		1	5	31	H	Louisiana Tech		11	15					101	A	South Alabama	1	0		
21	A	Oklahoma St.		5	3											102	H	Stony Brook	4	7		
21	A	Oklahoma St.		0	9											102	H	Stony Brook	7	2		
																102	H	Stony Brook	8	0		
																117	A	Troy	19	4		
																117	A	Troy	2	5		
																117	A	Troy	3	8		
																119	H	Northwestern St.	1	3		
																119	H	Northwestern St.	8	1		
																119	H	Northwestern St.	5	3		
																120	A	Louisiana	2	8		
																120	H	Louisiana	8	9		
																123	A	McNeese	12	3		
																145	A	SFA	11	3		
																145	A	SFA	2	4		
																145	A	SFA	5	1		
																146	H	La.-Monroe	10	3		
																146	H	La.-Monroe	7	1		
																149	H	Central Ark.	2	3		
																149	H	Central Ark.	1	3		
																149	H	Central Ark.	3	2		
																168	A	New Orleans	7	1		
																168	A	New Orleans	4	7		
																168	A	New Orleans	7	6		
																170	A	Nicholls St.	11	1		
																170	H	Nicholls St.	1	4		
																170	H	Nicholls St.	3	1		
																170	H	Nicholls St.	1	4		
																123	A	McNeese	12	3		
																170	H	Nicholls St.	3	1		
			LAST 10 GAMES																			
						168	A	New Orleans		4	7	89	A	Tulane		10	3	168	A	New Orleans	7	1
						168	A	New Orleans		7	6	170	A	Nicholls St.		11	1	168	A	New Orleans	7	6
						149	H	Central Ark.		3	2	170	H	Nicholls St.		1	4	170	A	Nicholls St.	11	1
						117	A	Troy		19	4	170	H	Nicholls St.		3	1	170	H	Nicholls St.	1	4
						117	A	Troy		3	8	123	A	McNeese		12	3	170	H	Nicholls St.	3	1

Non-Div. I Games:

Southeastern La.

RPI	S	Opponent	Score	
177	H	Abilene Christian	14	1
177	H	Abilene Christian	12	9
177	H	Abilene Christian	8	3
294	H	Alcorn	13	3

Southeastern La.

S  
o  
u  
t  
h  
e  
a  
s  
t  
e  
r  
n  
L  
a  
.

S  
o  
u  
t  
h  
e  
a  
s  
t  
e  
r  
n  
L  
a  
.

Average RPI Win: 129		WON-LOST RECORD		WINNING PCT. RANK		LAST 10 GAMES		STRENGTH OF SCHEDULE		OPP. STRENGTH OF SCHEDULE		TEAM RPI		ADJ RPI		CONF. RPI		ADJ CONF. RPI	
DIV. I ONLY		15-20-0		.42857 207		4-6-0		27		68		83		.53497 83		7		7	
DIV. I NON-CONF.		8-15-0		.34783 217		3-2-0		62		24		140		.50312 140		7		7	
TOTALS		RPI 1-25		RPI 26-50		W-L RECORDS		RPI 51-100		RPI 101-150		RPI 150+							
15-20-0		1-4-0		4-8-0		OVERALL		2-6-0		0-0-0		8-2-0							
6-5-0		1-2-0		3-3-0		HOME		0-0-0		0-0-0		2-0-0							
8-9-0		0-0-0		1-5-0		AWAY		1-3-0		0-0-0		6-1-0							
1-6-0		0-2-0		0-0-0		NEUTRAL		1-3-0		0-0-0		0-1-0							
8-15-0		0-2-0		2-7-0		NON-CONFERENCE		1-4-0		0-0-0		5-2-0							
3-2-0		0-0-0		1-2-0		HOME		0-0-0		0-0-0		2-0-0							
4-7-0		0-0-0		1-0-		AWAY		0-1-0		0-0-0		3-1-0							
1-6-0		0-2-0		0-0-0		NEUTRAL		1-3-0		0-0-0		0-1-0							
7-5-0		1-2-0		2-1-0		CONFERENCE		1-2-0		0-0-0		3-0-0							
3-3-0		1-2-0		2-1-0		HOME		0-0-0		0-0-0		0-0-0							
4-2-0		0-0-0		0-0-0		AWAY		1-2-0		0-0-0		3-0-0							
0-0-0		0-0-0		0-0-0		NEUTRAL		0-0-0		0-0-0		0-0-0							
RPI S	Opponent		Score		RPI S	Opponent		Score		RPI S	Opponent		Score		RPI S	Opponent		Score	
6 N	Oregon St.		1	2	26 A	NC State		4	5	58 A	Pepperdine		12	13	169 A	Penn St.		5	1
6 N	Oregon St.		1	13	26 A	NC State		4	8	60 A	Michigan		3	5	169 A	Penn St.		7	5
23 H	Illinois		5	4	26 A	NC State		2	3	60 A	Michigan		6	4	169 A	Penn St.		8	6
23 H	Illinois		3	13	29 A	DBU		5	7	60 A	Michigan		0	8	183 N	New Mexico		1	11
23 H	Illinois		2	4	29 A	DBU		0	9	64 N	Washington		5	7	193 H	South Dakota St.		5	1
					29 A	DBU		9	7	65 N	Gonzaga		5	6	216 A	Long Beach St.		4	6
					36 H	Oklahoma		8	1	65 N	Gonzaga		8	5	216 A	Long Beach St.		6	2
					36 H	Oklahoma		2	5	69 N	San Diego		5	6	216 A	Long Beach St.		19	6
					36 H	Oklahoma		1	2						243 H	North Dakota St.		4	3
					44 H	Nebraska		3	2						254 A	Seattle U		3	2
					44 H	Nebraska		5	2										
					44 H	Nebraska		1	10										
LAST 10 GAMES																			
26 A	NC State		4	8	193 H	South Dakota St.		5	1										
26 A	NC State		2	3	23 H	Illinois		3	13										
36 H	Oklahoma		2	5	23 H	Illinois		5	4										
36 H	Oklahoma		1	2	23 H	Illinois		2	4										
36 H	Oklahoma		8	1	243 H	North Dakota St.		4	3										

Non-Div. I Games: Augsburg 9 3 St. Scholastica 14 4

Minnesota

Average RPI Win: 127		WON-LOST	WINNING	LAST 10	STRENGTH OF		OPP. STRENGTH	TEAM	ADJ		CONF.	ADJ CONF.		
Average RPI Loss: 78		RECORD	PCT. RANK	GAMES	SCHEDULE		OF SCHEDULE	RPI	RPI		RPI	RPI		
DIV. I ONLY		20-21-0	.4878	156	4-6-0		44	62	84	.5345	84	7	7	
DIV. I NON-CONF.		14-15-0	.48276	151	1-3-0		63	46	101	.52506	101	7	7	
TOTALS		RPI 1-25	RPI 26-50		W-L RECORDS		RPI 51-100		RPI 101-150		RPI 150+			
20-21-0		3-10-0	0-0-0		OVERALL		7-3-0		3-6-0		7-2-0			
8-12-0		1-9-0	0-0-0		HOME		1-0-0		2-3-0		4-0-0			
11-8-0		2-1-0	0-0-0		AWAY		5-2-0		1-3-0		3-2-0			
1-1-0		0-0-0	0-0-0		NEUTRAL		1-1-0		0-0-0		0-0-0			
14-15-0		0-7-0	0-0-0		NON-CONFERENCE		5-2-0		2-4-0		7-2-0			
6-8-0		0-7-0	0-0-0		HOME		1-0-0		1-1-0		4-0-0			
7-6-0		0-0-0	0-0-		AWAY		3-1-0		1-3-0		3-2-0			
1-1-0		0-0-0	0-0-0		NEUTRAL		1-1-0		0-0-0		0-0-0			
6-6-0		3-3-0	0-0-0		CONFERENCE		2-1-0		1-2-0		0-0-0			
2-4-0		1-2-0	0-0-0		HOME		0-0-0		1-2-0		0-0-0			
4-2-0		2-1-0	0-0-0		AWAY		2-1-0		0-0-0		0-0-0			
0-0-0		0-0-0	0-0-0		NEUTRAL		0-0-0		0-0-0		0-0-0			
RPI	S	Opponent	Score		RPI	S	Opponent	Score		RPI	S	Opponent	Score	
9	H	East Carolina	1	2						51	A	Coastal Caro.	2	7
9	H	East Carolina	0	9						61	N	Campbell	6	10
9	H	East Carolina	0	3						73	A	VCU	4	3
16	H	Creighton	2	3						73	H	VCU	10	5
16	H	Creighton	3	5						73	N	VCU	5	3
16	H	Creighton	6	8						79	A	Elon	12	4
18	H	West Virginia	1	8						79	A	Elon	11	4
22	H	Indiana	4	19						96	A	Northwestern	12	10
22	H	Indiana	5	20						96	A	Northwestern	7	13
22	H	Indiana	2	0						96	A	Northwestern	13	8
23	A	Illinois	8	4										
23	A	Illinois	1	5										
23	A	Illinois	4	2										

Non-Div. I Games:

Maryland



Average RPI Win: 125		WON-LOST	WINNING	LAST 10	STRENGTH OF		OPP. STRENGTH	TEAM	ADJ	CONF.	ADJ CONF.
Average RPI Loss: 62		RECORD	PCT. RANK	GAMES	SCHEDULE		OF SCHEDULE	RPI	RPI	RPI	RPI
DIV. I ONLY		20-20-0	.5	149	2-8-0		32	58	85	.53186	85
DIV. I NON-CONF.		15-13-0	.53571	135	0-2-0		38	48	77	.53975	77
TOTALS		RPI 1-25	RPI 26-50		W-L RECORDS		RPI 51-100		RPI 101-150		RPI 150+
20-20-0		2-6-0	0-4-0		OVERALL		7-5-0		6-5-0		5-0-0
15-9-0		2-1-0	0-4-0		HOME		4-1-0		4-3-0		5-0-0
3-8-0		0-4-0	0-0-0		AWAY		3-3-0		0-1-0		0-0-0
2-3-0		0-1-0	0-0-0		NEUTRAL		0-1-0		2-1-0		0-0-0
15-13-0		2-6-0	0-1-0		NON-CONFERENCE		4-2-0		4-4-0		5-0-0
11-4-0		2-1-0	0-1-0		HOME		2-0-0		2-2-0		5-0-0
2-6-0		0-4-0	0-0-		AWAY		2-1-0		0-1-0		0-0-0
2-3-0		0-1-0	0-0-0		NEUTRAL		0-1-0		2-1-0		0-0-0
5-7-0		0-0-0	0-3-0		CONFERENCE		3-3-0		2-1-0		0-0-0
4-5-0		0-0-0	0-3-0		HOME		2-1-0		2-1-0		0-0-0
1-2-0		0-0-0	0-0-0		AWAY		1-2-0		0-0-0		0-0-0
0-0-0		0-0-0	0-0-0		NEUTRAL		0-0-0		0-0-0		0-0-0
RPI S	Opponent	Score	RPI S	Opponent	Score	RPI S	Opponent	Score	RPI S	Opponent	Score
11 N	Stanford	4 5	36 H	Oklahoma	4 9	55 A	UT Arlington	2 5	108 H	Rhode Island	1 6
16 H	Creighton	7 5	38 H	Houston	4 7	55 A	UT Arlington	8 6	108 H	Rhode Island	8 7
16 H	Creighton	4 3	38 H	Houston	5 13	58 N	Pepperdine	8 13	108 H	Rhode Island	8 13
17 A	Texas Tech	4 15	38 H	Houston	3 7	70 H	Kansas St.	8 5	108 H	Rhode Island	5 1
17 A	Texas Tech	2 12				76 H	UCF	6 4	125 H	Memphis	3 6
17 A	Texas Tech	10 15				76 H	UCF	8 6	125 H	Memphis	8 4
21 A	Oklahoma St.	7 10				76 H	UCF	3 11	125 H	Memphis	7 3
21 H	Oklahoma St.	0 1				89 A	Tulane	4 8	127 A	Grand Canyon	1 9
						89 A	Tulane	12 11	127 N	Grand Canyon	8 7
						89 A	Tulane	6 12	145 N	SFA	18 2
						91 A	Kansas	9 1	145 N	SFA	2 3
						91 H	Kansas	3 2	196 H	Omaha	12 2
									205 H	Oral Roberts	8 2
									263 H	Bethune-Cookman	2 0
									263 H	Bethune-Cookman	11 4
									263 H	Bethune-Cookman	7 0
LAST 10 GAMES						76 H	UCF	3 11			
						76 H	UCF	8 6			
						38 H	Houston	4 7			
						38 H	Houston	3 7			
						38 H	Houston	5 13			
						89 A	Tulane	4 8			
						89 A	Tulane	6 12			
						108 H	Rhode Island	1 6			
						36 H	Oklahoma	4 9			
						76 H	UCF	6 4			

Non-Div. I Games:

Wichita St.

Average RPI Win: 164		WON-LOST RECORD		WINNING PCT. RANK		LAST 10 GAMES		STRENGTH OF SCHEDULE		OPP. STRENGTH OF SCHEDULE		TEAM RPI		ADJ RPI		CONF. RPI		ADJ CONF. RPI					
DIV. I ONLY		26-13-0		.66667 40		7-3-0		199		155		86		.53183 86		26		26					
DIV. I NON-CONF.		15-6-0		.71429 43		2-1-0		89		26		23		.58434 23		22		22					
TOTALS		RPI 1-25		RPI 26-50		W-L RECORDS		RPI 51-100		RPI 101-150		RPI 150+											
26-13-0		3-2-0		1-1-0		OVERALL		2-1-0		6-5-0		14-4-0											
14-3-0		0-0-0		0-0-0		HOME		0-1-0		3-1-0		11-1-0											
10-8-0		3-2-0		1-1-0		AWAY		1-0-0		2-2-0		3-3-0											
2-2-0		0-0-0		0-0-0		NEUTRAL		1-0-0		1-2-0		0-0-0											
15-6-0		3-2-0		1-1-0		NON-CONFERENCE		2-1-0		3-2-0		6-0-0											
7-1-0		0-0-0		0-0-0		HOME		0-1-0		1-0-0		6-0-0											
6-3-0		3-2-0		1-0-		AWAY		1-0-0		1-0-0		0-0-0											
2-2-0		0-0-0		0-0-0		NEUTRAL		1-0-0		1-2-0		0-0-0											
11-7-0		0-0-0		0-0-0		CONFERENCE		0-0-0		3-3-0		8-4-0											
7-2-0		0-0-0		0-0-0		HOME		0-0-0		2-1-0		5-1-0											
4-5-0		0-0-0		0-0-0		AWAY		0-0-0		1-2-0		3-3-0											
0-0-0		0-0-0		0-0-0		NEUTRAL		0-0-0		0-0-0		0-0-0											
RPI	S	Opponent		Score		RPI	S	Opponent		Score		RPI	S	Opponent		Score		RPI	S	Opponent		Score	
9	A	East Carolina		12	4	28	A	Ole Miss		9	5	59	A	Xavier		10	0	124	A	Cincinnati		8	3
21	A	Oklahoma St.		5	17	28	A	Ole Miss		1	10	59	H	Xavier		8	9	124	H	Cincinnati		10	4
21	A	Oklahoma St.		0	4							59	N	Xavier		12	2	126	N	Utah		8	12
21	A	Oklahoma St.		5	4													132	N	Western Caro.		5	3
22	A	Indiana		15	4													133	N	Miami (OH)		6	7
																		134	A	Milwaukee		14	12
																		134	A	Milwaukee		6	10
																		134	A	Milwaukee		6	7
																		134	H	Milwaukee		3	0
																		134	H	Milwaukee		10	11
																		134	H	Milwaukee		3	2
																		158	H	Wofford		11	4
																		166	H	Canisius		3	2
																		202	H	Toledo		10	5
																		215	A	UIC		10	3
																		215	A	UIC		1	6
																		215	A	UIC		7	1
																		233	H	Ohio		13	0
																		233	H	Ohio		12	1
																		251	H	Oakland		16	4
																		251	H	Oakland		11	3
																		251	H	Oakland		6	2
																		275	H	Bowling Green		8	5
																		279	A	Northern Ky.		3	6
																		279	A	Northern Ky.		6	7
																		279	A	Northern Ky.		9	1
																		281	H	Youngstown St.		18	8
LAST 10 GAMES																							
																		251	H	Oakland		11	3
																		134	A	Milwaukee		6	7
																		134	A	Milwaukee		6	10
																		134	A	Milwaukee		14	12
																		251	H	Oakland		6	2

Non-Div. I Games: Northwestern Ohio 8 1 Cedarville 11 0

Wright St.

W  
r  
i  
g  
h  
t  
s  
t  
.

W  
r  
i  
g  
h  
t  
s  
t  
.

Wright St.

Average RPI Win: 126		WON-LOST	WINNING	LAST 10	STRENGTH OF		OPP. STRENGTH	TEAM	ADJ	CONF.	ADJ CONF.
Average RPI Loss: 88		RECORD	PCT. RANK	GAMES	SCHEDULE		OF SCHEDULE	RPI	RPI	RPI	RPI
DIV. I ONLY		16-20-0	.44444	192	31		52	87	.53032	87	13
DIV. I NON-CONF.		9-15-0	.375	208	5		16	113	.52044	113	12
TOTALS		RPI 1-25	RPI 26-50		W-L RECORDS		RPI 51-100		RPI 101-150		RPI 150+
16-20-0		2-6-0	1-2-0		OVERALL		4-5-0		2-2-0		7-5-0
5-11-0		2-5-0	0-1-0		HOME		2-3-0		1-2-0		0-0-0
7-7-0		0-0-0	0-0-0		AWAY		0-2-0		0-0-0		7-5-0
4-2-0		0-1-0	1-1-0		NEUTRAL		2-0-0		1-0-0		0-0-0
9-15-0		1-4-0	1-2-0		NON-CONFERENCE		4-5-0		2-2-0		1-2-0
4-9-0		1-3-0	0-1-0		HOME		2-3-0		1-2-0		0-0-0
1-4-0		0-0-0	0-0-		AWAY		0-2-0		0-0-0		1-2-0
4-2-0		0-1-0	1-1-0		NEUTRAL		2-0-0		1-0-0		0-0-0
7-5-0		1-2-0	0-0-0		CONFERENCE		0-0-0		0-0-0		6-3-0
1-2-0		1-2-0	0-0-0		HOME		0-0-0		0-0-0		0-0-0
6-3-0		0-0-0	0-0-0		AWAY		0-0-0		0-0-0		6-3-0
0-0-0		0-0-0	0-0-0		NEUTRAL		0-0-0		0-0-0		0-0-0
RPI S	Opponent	Score	RPI S	Opponent	Score	RPI S	Opponent	Score	RPI S	Opponent	Score
1 H	UCLA	3 8	36 N	Oklahoma	8 6	58 H	Pepperdine	4 11	114 N	Missouri St.	7 0
2 N	Vanderbilt	9 14	43 H	Arizona St.	4 6	63 H	San Diego St.	7 2	147 H	James Madison	0 1
8 H	UC Santa Barbara	7 8	47 N	Fresno St.	2 5	63 H	San Diego St.	1 6	147 H	James Madison	12 3
8 H	UC Santa Barbara	9 7				63 H	San Diego St.	7 13	147 H	James Madison	0 2
8 H	UC Santa Barbara	6 7				69 A	San Diego	2 6	151 A	Cal Poly	16 6
11 H	Stanford	3 4				75 N	TCU	2 0	151 A	Cal Poly	3 5
11 H	Stanford	1 8				92 A	Southern California	5 6	151 A	Cal Poly	16 2
11 H	Stanford	6 5				92 H	Southern California	10 4	183 A	New Mexico	4 6
						93 N	Virginia	6 5	183 A	New Mexico	13 7
									183 A	New Mexico	11 18
									216 A	Long Beach St.	5 1
									216 A	Long Beach St.	4 3
									216 A	Long Beach St.	8 3
									236 A	Hawaii	5 2
									236 A	Hawaii	6 8
									236 A	Hawaii	1 3
LAST 10 GAMES											
1 H	UCLA	3 8	63 H	San Diego St.	7 13						
236 A	Hawaii	1 3	63 H	San Diego St.	1 6						
236 A	Hawaii	6 8	92 A	Southern California	5 6						
236 A	Hawaii	5 2	151 A	Cal Poly	16 6						
63 H	San Diego St.	7 2	151 A	Cal Poly	3 5						

Non-Div. I Games:

Cal St. Fullerton

I  
n  
c  
a  
r  
n  
a  
t  
e  
W  
o  
r  
d

Incarnate Word

RPI	S	Opponent	Score	
293	H	Prairie View	16	3

Incarnate Word

I  
n  
c  
a  
r  
n  
a  
t  
e  
W  
o  
r  
d

I  
n  
c  
a  
r  
n  
a  
t  
e  
W  
o  
r  
d

T  
u  
l  
a  
n  
e

Tulane				Through Games Of 04/23/19															
Average RPI Win: 168		WON-LOST RECORD		WINNING PCT. RANK		LAST 10 GAMES		STRENGTH OF SCHEDULE		OPP. STRENGTH OF SCHEDULE		TEAM RPI		ADJ RPI		CONF. RPI		ADJ CONF. RPI	
DIV. I ONLY		26-14-0		.65 50		7-3-0		143		98		89		.5298 89		5		5	
DIV. I NON-CONF.		18-11-0		.62069 86		1-2-0		149		139		121		.51365 121		5		5	
TOTALS		RPI 1-25		RPI 26-50		W-L RECORDS		RPI 51-100		RPI 101-150		RPI 150+							
26-14-0		0-3-0		1-2-0		OVERALL		3-2-0		8-3-0		14-4-0							
19-8-0		0-3-0		1-2-0		HOME		2-2-0		5-0-0		11-1-0							
5-5-0		0-0-0		0-0-0		AWAY		1-0-0		3-3-0		1-2-0							
2-1-0		0-0-0		0-0-0		NEUTRAL		0-0-0		0-0-0		2-1-0							
18-11-0		0-3-0		1-2-0		NON-CONFERENCE		1-1-0		2-1-0		14-4-0							
14-7-0		0-3-0		1-2-0		HOME		0-1-0		2-0-0		11-1-0							
2-3-0		0-0-0		0-0-		AWAY		1-0-0		0-1-0		1-2-0							
2-1-0		0-0-0		0-0-0		NEUTRAL		0-0-0		0-0-0		2-1-0							
8-3-0		0-0-0		0-0-0		CONFERENCE		2-1-0		6-2-0		0-0-0							
5-1-0		0-0-0		0-0-0		HOME		2-1-0		3-0-0		0-0-0							
3-2-0		0-0-0		0-0-0		AWAY		0-0-0		3-2-0		0-0-0							
0-0-0		0-0-0		0-0-0		NEUTRAL		0-0-0		0-0-0		0-0-0							
RPI S	Opponent			Score		RPI S	Opponent			Score		RPI S	Opponent			Score			
8 H	UC Santa Barbara			4	7	28 H	Ole Miss			4	6	82 A	Southeastern La.			15	14		
8 H	UC Santa Barbara			6	16	28 H	Ole Miss			3	6	82 H	Southeastern La.			3	10		
8 H	UC Santa Barbara			7	8	28 H	Ole Miss			13	12	85 H	Wichita St.			8	4		
												85 H	Wichita St.			12	6		
												85 H	Wichita St.			11	12		
				</															

Non-Div. I Games:

Tulane

RPI	S	Opponent	Score	
256	H	George Washington	16	6
256	H	George Washington	3	2

Tulane

T  
u  
l  
a  
n  
e

T  
u  
l  
a  
n  
e



UNC Greensboro

RPI	S	Opponent	Score	
250	H	Princeton	5	3
266	H	George Mason	4	2
266	H	George Mason	8	0

UNC Greensboro

U  
N  
C  
G  
r  
e  
e  
n  
s  
b  
o  
r  
o

U  
N  
C  
G  
r  
e  
e  
n  
s  
b  
o  
r  
o

Average RPI Win: 170		WON-LOST	WINNING	LAST 10	STRENGTH OF		OPP. STRENGTH	TEAM	ADJ	CONF.	ADJ CONF.
Average RPI Loss: 76		RECORD	PCT. RANK	GAMES	SCHEDULE		OF SCHEDULE	RPI	RPI	RPI	RPI
DIV. I ONLY		20-18-0	.52632	129	5-5-0		131	75	91	.52901	91
DIV. I NON-CONF.		15-8-0	.65217	70	1-0-0		280	187	135	.5054	135
TOTALS		RPI 1-25	RPI 26-50		W-L RECORDS		RPI 51-100		RPI 101-150		RPI 150+
20-18-0		4-5-0	1-5-0		OVERALL		0-5-0		3-0-0		12-3-0
4-4-0		2-1-0	1-2-0		HOME		0-1-0		1-0-0		0-0-0
5-13-0		2-4-0	0-3-0		AWAY		0-4-0		1-0-0		2-2-0
11-1-0		0-0-0	0-0-0		NEUTRAL		0-0-0		1-0-0		10-1-0
15-8-0		0-0-0	0-0-0		NON-CONFERENCE		0-5-0		3-0-0		12-3-0
1-1-0		0-0-0	0-0-0		HOME		0-1-0		1-0-0		0-0-0
3-6-0		0-0-0	0-0-0		AWAY		0-4-0		1-0-0		2-2-0
11-1-0		0-0-0	0-0-0		NEUTRAL		0-0-0		1-0-0		10-1-0
5-10-0		4-5-0	1-5-0		CONFERENCE		0-0-0		0-0-0		0-0-0
3-3-0		2-1-0	1-2-0		HOME		0-0-0		0-0-0		0-0-0
2-7-0		2-4-0	0-3-0		AWAY		0-0-0		0-0-0		0-0-0
0-0-0		0-0-0	0-0-0		NEUTRAL		0-0-0		0-0-0		0-0-0
RPI S	Opponent	Score	RPI S	Opponent	Score	RPI S	Opponent	Score	RPI S	Opponent	Score
17 A	Texas Tech	13 9	33 H	Baylor	2 8	80 A	St. John's (NY)	0 1	114 A	Missouri St.	9 5
17 A	Texas Tech	4 5	33 H	Baylor	12 7	80 A	St. John's (NY)	1 3	114 H	Missouri St.	11 6
17 A	Texas Tech	4 19	33 H	Baylor	0 8	80 A	St. John's (NY)	3 11	130 N	Ball St.	6 1
18 A	West Virginia	3 4	36 A	Oklahoma	3 4	85 A	Wichita St.	2 3	199 N	Seton Hall	7 4
18 A	West Virginia	0 1	36 A	Oklahoma	1 5	85 H	Wichita St.	1 9	227 A	USC Upstate	3 4
18 A	West Virginia	6 5	36 A	Oklahoma	5 10				227 A	USC Upstate	5 3
21 H	Oklahoma St.	7 6							227 A	USC Upstate	4 6
21 H	Oklahoma St.	6 27							227 A	USC Upstate	9 5
21 H	Oklahoma St.	5 4							238 N	Saint Joseph's	7 5
									239 N	Texas Southern	1 0
									239 N	Texas Southern	19 13
									239 N	Texas Southern	3 8
									239 N	Texas Southern	7 1
									249 N	Central Conn. St.	10 8
									264 N	Georgetown	6 2
									272 N	Northern Ill.	3 1
									272 N	Northern Ill.	7 2
									272 N	Northern Ill.	8 1
LAST 10 GAMES											
			33 H	Baylor	0 8	18 A	West Virginia	3 4			
			33 H	Baylor	2 8	18 A	West Virginia	0 1			
			239 N	Texas Southern	7 1	21 H	Oklahoma St.	7 6			
			239 N	Texas Southern	3 8	21 H	Oklahoma St.	5 4			
			18 A	West Virginia	6 5	21 H	Oklahoma St.	6 27			

Non-Div. I Games:

Kansas



Average RPI Win: 170		WON-LOST	WINNING	LAST 10	STRENGTH OF		OPP. STRENGTH	TEAM	ADJ	CONF.	ADJ CONF.
Average RPI Loss: 56		RECORD	PCT. RANK	GAMES	SCHEDULE		OF SCHEDULE	RPI	RPI	RPI	RPI
DIV. I ONLY		24-18-0	.57143	103	5-5-0		74	86	93	.52784	93
DIV. I NON-CONF.		15-6-0	.71429	43	4-0-0		182	220	97	.52679	97
TOTALS		RPI 1-25	RPI 26-50		W-L RECORDS		RPI 51-100		RPI 101-150		RPI 150+
24-18-0		2-6-0	2-4-0		OVERALL		2-5-0		4-2-0		14-1-0
19-9-0		1-3-0	1-2-0		HOME		2-2-0		1-1-0		14-1-0
5-6-0		1-2-0	1-2-0		AWAY		0-1-0		3-1-0		0-0-0
0-3-0		0-1-0	0-0-0		NEUTRAL		0-2-0		0-0-0		0-0-0
15-6-0		1-1-0	0-0-0		NON-CONFERENCE		1-3-0		2-1-0		11-1-0
14-2-0		1-0-0	0-0-0		HOME		1-0-0		1-1-0		11-1-0
1-1-0		0-0-0	0-0-		AWAY		0-1-0		1-0-0		0-0-0
0-3-0		0-1-0	0-0-0		NEUTRAL		0-2-0		0-0-0		0-0-0
9-12-0		1-5-0	2-4-0		CONFERENCE		1-2-0		2-1-0		3-0-0
5-7-0		0-3-0	1-2-0		HOME		1-2-0		0-0-0		3-0-0
4-5-0		1-2-0	1-2-0		AWAY		0-0-0		2-1-0		0-0-0
0-0-0		0-0-0	0-0-0		NEUTRAL		0-0-0		0-0-0		0-0-0
RPI S	Opponent	Score	RPI S	Opponent	Score	RPI S	Opponent	Score	RPI S	Opponent	Score
2 N	Vanderbilt	9 15	26 A	NC State	0 3	62 H	Florida St.	2 14	111 H	William & Mary	3 9
10 A	Georgia Tech	3 7	26 A	NC State	4 3	62 H	Florida St.	13 3	121 H	Old Dominion	4 2
10 A	Georgia Tech	9 8	26 A	NC State	7 8	62 H	Florida St.	3 5	131 A	Notre Dame	6 5
10 A	Georgia Tech	5 6	48 H	Duke	11 3	68 A	Liberty	5 14	131 A	Notre Dame	2 5
14 H	Miami (FL)	1 3	48 H	Duke	1 2	68 H	Liberty	6 3	131 A	Notre Dame	12 7
14 H	Miami (FL)	6 9	48 H	Duke	6 8	75 N	TCU	4 9	147 A	James Madison	9 3
14 H	Miami (FL)	1 2				87 N	Cal St. Fullerton	5 6	153 H	Radford	6 3
24 H	UConn	6 3							159 H	Richmond	5 1
									199 H	Seton Hall	4 0
									199 H	Seton Hall	0 3
									223 H	Pittsburgh	5 2
									223 H	Pittsburgh	13 3
									223 H	Pittsburgh	7 5
									231 H	Wagner	14 0
									231 H	Wagner	18 9
									261 H	VMI	9 0
									267 H	Norfolk St.	14 4
									285 H	Villanova	7 2
									285 H	Villanova	7 3
									285 H	Villanova	10 2
									288 H	Longwood	13 4
LAST 10 GAMES											
	14 H	Miami (FL)	1 2		285 H	Villanova	7 2				
	14 H	Miami (FL)	6 9		261 H	VMI	9 0				
	131 A	Notre Dame	12 7		68 H	Liberty	6 3				
	131 A	Notre Dame	6 5		62 H	Florida St.	13 3				
	231 H	Wagner	14 0		62 H	Florida St.	3 5				

Non-Div. I Games:

Virginia

Average RPI Win:	134	WON-LOST	WINNING	LAST 10	STRENGTH OF	OPP. STRENGTH	TEAM	ADJ	CONF.	ADJ CONF.		
Average RPI Loss:	61	RECORD	PCT. RANK	GAMES	SCHEDULE	OF SCHEDULE	RPI	RPI	RPI	RPI		
DIV. I ONLY		18-20-0	.47368	169	4-6-0	36	40	94	.52713	94	3	3
DIV. I NON-CONF.		12-8-0	.6	97	1-1-0	132	120	115	.51935	115	2	2
<hr/>												
TOTALS	RPI 1-25	RPI 26-50		W-L RECORDS		RPI 51-100		RPI 101-150		RPI 150+		
18-20-0	0-6-0	2-7-0		OVERALL		5-2-0		7-3-0		4-2-0		
15-8-0	0-0-0	1-2-0		HOME		5-1-0		5-3-0		4-2-0		
3-12-0	0-6-0	1-5-0		AWAY		0-1-0		2-0-0		0-0-0		
0-0-0	0-0-0	0-0-0		NEUTRAL		0-0-0		0-0-0		0-0-0		
12-8-0	0-0-0	1-2-0		NON-CONFERENCE		2-2-0		5-2-0		4-2-0		
9-5-0	0-0-0	0-0-0		HOME		2-1-0		3-2-0		4-2-0		
3-3-0	0-0-0	1-0-		AWAY		0-1-0		2-0-0		0-0-0		
0-0-0	0-0-0	0-0-0		NEUTRAL		0-0-0		0-0-0		0-0-0		
6-12-0	0-6-0	1-5-0		CONFERENCE		3-0-0		2-1-0		0-0-0		
6-3-0	0-0-0	1-2-0		HOME		3-0-0		2-1-0		0-0-0		
0-9-0	0-6-0	0-3-0		AWAY		0-0-0		0-0-0		0-0-0		
0-0-0	0-0-0	0-0-0		NEUTRAL		0-0-0		0-0-0		0-0-0		
RPI	S	Opponent	Score	RPI	S	Opponent	Score	RPI	S	Opponent	Score	
1	A	UCLA	5 10	38	A	Houston	1 2	63	A	San Diego St.	4 6	
1	A	UCLA	10 12	38	A	Houston	7 9	64	H	Washington	7 4	
1	A	UCLA	1 3	38	A	Houston	9 4	64	H	Washington	9 3	
6	A	Oregon St.	4 8	43	A	Arizona St.	2 8	64	H	Washington	14 2	
6	A	Oregon St.	3 15	43	A	Arizona St.	3 8	81	H	Col. of Charleston	7 5	
6	A	Oregon St.	3 9	43	A	Arizona St.	16 17	81	H	Col. of Charleston	6 10	
				46	H	California	7 10	81	H	Col. of Charleston	7 5	
				46	H	California	3 7					
				46	H	California	4 2					

Non-Div. I Games:

Arizona

Average RPI Win:		169	WON-LOST RECORD		WINNING PCT. RANK		LAST 10 GAMES		STRENGTH OF SCHEDULE		OPP. STRENGTH OF SCHEDULE		TEAM RPI		ADJ RPI		CONF. RPI		ADJ CONF. RPI	
DIV. I ONLY			24-17-0		.58537 87		6-4-0		132		127		95		.52608 95		8		8	
DIV. I NON-CONF.			12-11-0		.52174 142		1-3-0		166		127		150		.49938 150		10		10	
TOTALS		RPI 1-25		RPI 26-50		W-L RECORDS		RPI 51-100		RPI 101-150		RPI 150+								
24-17-0		0-2-0		0-2-0		OVERALL		7-8-0		6-4-0		11-1-0								
15-6-0		0-1-0		0-0-0		HOME		4-2-0		4-2-0		7-1-0								
8-9-0		0-1-0		0-2-0		AWAY		2-4-0		2-2-0		4-0-0								
1-2-0		0-0-0		0-0-0		NEUTRAL		1-2-0		0-0-0		0-0-0								
12-11-0		0-2-0		0-2-0		NON-CONFERENCE		2-4-0		2-2-0		8-1-0								
9-3-0		0-1-0		0-0-0		HOME		0-0-0		2-1-0		7-1-0								
2-6-0		0-1-0		0-0-		AWAY		1-2-0		0-1-0		1-0-0								
1-2-0		0-0-0		0-0-0		NEUTRAL		1-2-0		0-0-0		0-0-0								
12-6-0		0-0-0		0-0-0		CONFERENCE		5-4-0		4-2-0		3-0-0								
6-3-0		0-0-0		0-0-0		HOME		4-2-0		2-1-0		0-0-0								
6-3-0		0-0-0		0-0-0		AWAY		1-2-0		2-1-0		3-0-0								
0-0-0		0-0-0		0-0-0		NEUTRAL		0-0-0		0-0-0		0-0-0								
RPI	S	Opponent		Score		RPI	S	Opponent		Score		RPI	S	Opponent		Score				
11	A	Stanford		3	8	46	A	California		7	10	63	A	San Diego St.		4	8			
11	H	Stanford		1	11	47	A	Fresno St.		6	8	63	A	San Diego St.		9	8			
												63	A	San Diego St.		3	6			
												66	H	Loyola Marymount		5	6			
												66	H	Loyola Marymount		3	2			
												66	H	Loyola Marymount		1	2			
												69	A	San Diego		3	10			
												69	A	San Diego		10	4			
												69	A	San Diego		4	6			
												70	N	Kansas St.		0	7			
												70	N	Kansas St.		5	11			
												70	N	Kansas St.		3	1			
												74	H	Saint Mary's (CA)		2	0			
												74	H	Saint Mary's (CA)		4	2			
												74	H	Saint Mary's (CA)		10	9			
								LAST 10 GAMES												

Non-Div. I Games:

San Francisco

Average RPI Win:		135	WON-LOST RECORD		WINNING PCT. RANK	LAST 10 GAMES		STRENGTH OF SCHEDULE		OPP. STRENGTH OF SCHEDULE	TEAM RPI	ADJ RPI	CONF. RPI	ADJ CONF. RPI			
Average RPI Loss:		82															
DIV. I ONLY			16-20-0		.44444	192	4-6-0		58	91	96	.52567	96	7	7		
DIV. I NON-CONF.			11-13-0		.45833	170	2-1-0		47	47	73	.54264	73	7	7		
TOTALS		RPI 1-25		RPI 26-50		W-L RECORDS		RPI 51-100		RPI 101-150		RPI 150+					
16-20-0		1-5-0		3-4-0		OVERALL		1-5-0		7-1-0		4-5-0					
7-4-0		0-0-0		0-0-0		HOME		1-2-0		3-0-0		3-2-0					
7-14-0		1-5-0		1-2-0		AWAY		0-3-0		4-1-0		1-3-0					
2-2-0		0-0-0		2-2-0		NEUTRAL		0-0-0		0-0-0		0-0-0					
11-13-0		1-5-0		3-4-0		NON-CONFERENCE		0-0-0		4-1-0		3-3-0					
5-0-0		0-0-0		0-0-0		HOME		0-0-0		3-0-0		2-0-0					
4-11-0		1-5-0		1-0-		AWAY		0-0-0		1-1-0		1-3-0					
2-2-0		0-0-0		2-2-0		NEUTRAL		0-0-0		0-0-0		0-0-0					
5-7-0		0-0-0		0-0-0		CONFERENCE		1-5-0		3-0-0		1-2-0					
2-4-0		0-0-0		0-0-0		HOME		1-2-0		0-0-0		1-2-0					
3-3-0		0-0-0		0-0-0		AWAY		0-3-0		3-0-0		0-0-0					
0-0-0		0-0-0		0-0-0		NEUTRAL		0-0-0		0-0-0		0-0-0					
RPI	S	Opponent		Score		RPI	S	Opponent		Score		RPI	S	Opponent		Score	
10	A	Georgia Tech		1	12	42	N	BYU		3	2	60	A	Michigan		1	4
10	A	Georgia Tech		2	9	42	N	BYU		3	4	60	A	Michigan		1	10
10	A	Georgia Tech		5	1	42	N	BYU		2	11	60	A	Michigan		2	3
25	A	Missouri		2	3	46	N	California		9	5	84	H	Maryland		10	12
25	A	Missouri		11	16	48	A	Duke		5	3	84	H	Maryland		13	7
25	A	Missouri		4	9	48	A	Duke		8	23	84	H	Maryland		8	13
						48	A	Duke		4	5						
LAST 10 GAMES																	
						84	H	Maryland		10	12	215	H	UIC		6	1
						84	H	Maryland		13	7	60	A	Michigan		1	10
						157	A	Kent St.		5	11	60	A	Michigan		1	4
						42	N	BYU		2	11	60	A	Michigan		2	3
						157	A	Kent St.		1	12	131	A	Notre Dame		2	6

Non-Div. I Games: MacMurray 9 0

Northwestern



Average RPI Win: 161		WON-LOST	WINNING	LAST 10	STRENGTH OF		OPP. STRENGTH	TEAM	ADJ	CONF.	ADJ CONF.
Average RPI Loss: 67		RECORD	PCT. RANK	GAMES	SCHEDULE		OF SCHEDULE	RPI	RPI	RPI	RPI
DIV. I ONLY		22-19-0	.53659	122	2-8-0		141	54	97	.52526	97
DIV. I NON-CONF.		14-9-0	.6087	92	2-0-0		241	59	123	.5126	122
TOTALS		RPI 1-25	RPI 26-50		W-L RECORDS		RPI 51-100		RPI 101-150		RPI 150+
22-19-0		0-2-0	0-7-0		OVERALL		2-4-0		13-5-0		7-1-0
12-6-0		0-0-0	0-0-0		HOME		0-3-0		6-2-0		6-1-0
10-13-0		0-2-0	0-7-0		AWAY		2-1-0		7-3-0		1-0-0
0-0-0		0-0-0	0-0-0		NEUTRAL		0-0-0		0-0-0		0-0-0
14-9-0		0-2-0	0-4-0		NON-CONFERENCE		0-0-0		7-2-0		7-1-0
10-2-0		0-0-0	0-0-0		HOME		0-0-0		4-1-0		6-1-0
4-7-0		0-2-0	0-0-		AWAY		0-0-0		3-1-0		1-0-0
0-0-0		0-0-0	0-0-0		NEUTRAL		0-0-0		0-0-0		0-0-0
8-10-0		0-0-0	0-3-0		CONFERENCE		2-4-0		6-3-0		0-0-0
2-4-0		0-0-0	0-0-0		HOME		0-3-0		2-1-0		0-0-0
6-6-0		0-0-0	0-3-0		AWAY		2-1-0		4-2-0		0-0-0
0-0-0		0-0-0	0-0-0		NEUTRAL		0-0-0		0-0-0		0-0-0
RPI S	Opponent	Score	RPI S	Opponent	Score	RPI S	Opponent	Score	RPI S	Opponent	Score
25 A	Missouri	4 14	28 A	Ole Miss	3 15	51 A	Coastal Caro.	0 6	101 H	South Alabama	8 1
25 A	Missouri	1 16	31 A	Louisiana Tech	4 5	51 A	Coastal Caro.	4 2	101 H	South Alabama	6 0
			31 A	Louisiana Tech	4 9	51 A	Coastal Caro.	7 3	101 H	South Alabama	6 11
			31 A	Louisiana Tech	6 8	55 H	UT Arlington	3 9	114 H	Missouri St.	16 4
			32 A	Texas St.	14 16	55 H	UT Arlington	3 4	114 H	Missouri St.	14 2
			32 A	Texas St.	3 5	55 H	UT Arlington	3 5	114 H	Missouri St.	6 4
			32 A	Texas St.	6 7				117 A	Troy	9 3
									117 A	Troy	10 4
									117 A	Troy	10 6
									120 A	Louisiana	1 6
									120 A	Louisiana	12 6
									120 A	Louisiana	5 14
									125 H	Memphis	4 7
									145 A	SFA	7 6
									145 A	SFA	2 4
									145 A	SFA	11 2
									149 A	Central Ark.	9 6
									149 H	Central Ark.	6 4
									176 H	Southern Ill.	3 4
									242 H	Valparaiso	7 1
									242 H	Valparaiso	7 6
									242 H	Valparaiso	4 1
									271 A	Southeast Mo. St.	11 2
									271 H	Southeast Mo. St.	8 4
									284 H	Mississippi Val.	10 0
									284 H	Mississippi Val.	4 2
			LAST 10 GAMES								
			51 A	Coastal Caro.	7 3	271 H	Southeast Mo. St.	8 4			
			51 A	Coastal Caro.	0 6	55 H	UT Arlington	3 9			
			32 A	Texas St.	6 7	55 H	UT Arlington	3 5			
			32 A	Texas St.	3 5	55 H	UT Arlington	3 4			
			32 A	Texas St.	14 16	149 H	Central Ark.	6 4			

Non-Div. I Games:

Arkansas St.



RPI	S	Opponent	Score	
290	H	Northern Colo.	11	1
290	H	Northern Colo.	10	0
290	H	Northern Colo.	3	2

UTRGV

U  
T  
R  
G  
V

U  
T  
R  
G  
V

Average RPI Win: 131		WON-LOST	WINNING	LAST 10	STRENGTH OF		OPP. STRENGTH	TEAM	ADJ	CONF.	ADJ CONF.
Average RPI Loss: 77		RECORD	PCT. RANK	GAMES	SCHEDULE		OF SCHEDULE	RPI	RPI	RPI	RPI
DIV. I ONLY		19-21-0	.475	165	7-3-0		55	69	99	.52362	99
DIV. I NON-CONF.		8-15-0	.34783	217	2-1-0		21	82	138	.50396	138
TOTALS		RPI 1-25	RPI 26-50		W-L RECORDS		RPI 51-100		RPI 101-150		RPI 150+
19-21-0		1-5-0	1-5-0		OVERALL		5-3-0		6-5-0		6-3-0
11-10-0		0-3-0	1-3-0		HOME		2-0-0		2-2-0		6-2-0
8-11-0		1-2-0	0-2-0		AWAY		3-3-0		4-3-0		0-1-0
0-0-0		0-0-0	0-0-0		NEUTRAL		0-0-0		0-0-0		0-0-0
8-15-0		1-5-0	1-5-0		NON-CONFERENCE		0-0-0		3-2-0		3-3-0
5-8-0		0-3-0	1-3-0		HOME		0-0-0		1-0-0		3-2-0
3-7-0		1-2-0	0-0-		AWAY		0-0-0		2-2-0		0-1-0
0-0-0		0-0-0	0-0-0		NEUTRAL		0-0-0		0-0-0		0-0-0
11-6-0		0-0-0	0-0-0		CONFERENCE		5-3-0		3-3-0		3-0-0
6-2-0		0-0-0	0-0-0		HOME		2-0-0		1-2-0		3-0-0
5-4-0		0-0-0	0-0-0		AWAY		3-3-0		2-1-0		0-0-0
0-0-0		0-0-0	0-0-0		NEUTRAL		0-0-0		0-0-0		0-0-0
RPI S	Opponent	Score	RPI S	Opponent	Score	RPI S	Opponent	Score	RPI S	Opponent	Score
3 A	Arkansas	17 7	28 A	Ole Miss	8 11	51 H	Coastal Caro.	8 5	119 A	Northwestern St.	7 5
12 A	Mississippi St.	4 15	31 A	Louisiana Tech	4 5	51 H	Coastal Caro.	14 0	119 A	Northwestern St.	5 7
16 H	Creighton	8 13	31 H	Louisiana Tech	3 5	55 A	UT Arlington	13 3	119 A	Northwestern St.	0 1
16 H	Creighton	8 10	35 H	Evansville	1 3	55 A	UT Arlington	1 11	120 H	Louisiana	4 1
16 H	Creighton	10 12	35 H	Evansville	7 5	55 A	UT Arlington	9 7	120 H	Louisiana	2 4
21 A	Oklahoma St.	3 8	35 H	Evansville	5 10	56 A	Ga. Southern	6 7	120 H	Louisiana	10 16
						56 A	Ga. Southern	11 10	146 A	La.-Monroe	4 2
						56 A	Ga. Southern	10 15	146 A	La.-Monroe	2 5
									146 A	La.-Monroe	7 3
									149 A	Central Ark.	5 1
									149 H	Central Ark.	4 2
									193 H	South Dakota St.	6 8
									193 H	South Dakota St.	4 9
									193 H	South Dakota St.	7 6
									193 H	South Dakota St.	10 3
									205 A	Oral Roberts	3 4
									224 H	Georgia St.	6 2
									224 H	Georgia St.	9 1
									224 H	Georgia St.	3 2
									292 H	Ark.-Pine Bluff	12 3
LAST 10 GAMES											
			51 H	Coastal Caro.	14 0	31 A	Louisiana Tech	4 5			
			51 H	Coastal Caro.	8 5	146 A	La.-Monroe	4 2			
			119 A	Northwestern St.	5 7	146 A	La.-Monroe	2 5			
			119 A	Northwestern St.	7 5	146 A	La.-Monroe	7 3			
			193 H	South Dakota St.	10 3	149 H	Central Ark.	4 2			

Non-Div. I Games:

Little Rock

[illegible]

**Non-Div. I Games:**

Morehead St.

More heads.  
st.

M  
o  
r  
e  
h  
e  
a  
d  
s  
t  
.

Morehead St.

Average RPI Win: 165		WON-LOST	WINNING	LAST 10	STRENGTH OF		OPP. STRENGTH	TEAM	ADJ		CONF.	ADJ CONF.
Average RPI Loss: 64		RECORD	PCT. RANK	GAMES	SCHEDULE		OF SCHEDULE	RPI	RPI		RPI	RPI
DIV. I ONLY		21-20-0	.5122	143	6-4-0		71	96	101		9	9
DIV. I NON-CONF.		13-10-0	.56522	116	2-1-0		59	131	89		8	8
TOTALS		RPI 1-25	RPI 26-50		W-L RECORDS		RPI 51-100		RPI 101-150		RPI 150+	
21-20-0		0-3-0	3-3-0		OVERALL		4-11-0		1-2-0		13-1-0	
16-8-0		0-1-0	2-1-0		HOME		2-6-0		0-0-0		12-0-0	
5-12-0		0-2-0	1-2-0		AWAY		2-5-0		1-2-0		1-1-0	
0-0-0		0-0-0	0-0-0		NEUTRAL		0-0-0		0-0-0		0-0-0	
13-10-0		0-3-0	1-2-0		NON-CONFERENCE		2-4-0		0-0-0		10-1-0	
10-5-0		0-1-0	0-0-0		HOME		1-4-0		0-0-0		9-0-0	
3-5-0		0-2-0	1-0-		AWAY		1-0-0		0-0-0		1-1-0	
0-0-0		0-0-0	0-0-0		NEUTRAL		0-0-0		0-0-0		0-0-0	
8-10-0		0-0-0	2-1-0		CONFERENCE		2-7-0		1-2-0		3-0-0	
6-3-0		0-0-0	2-1-0		HOME		1-2-0		0-0-0		3-0-0	
2-7-0		0-0-0	0-0-0		AWAY		1-5-0		1-2-0		0-0-0	
0-0-0		0-0-0	0-0-0		NEUTRAL		0-0-0		0-0-0		0-0-0	
RPI S	Opponent	Score	RPI S	Opponent	Score	RPI S	Opponent	Score	RPI S	Opponent	Score	
12 A	Mississippi St.	5 7	32 H	Texas St.	1 0	51 H	Coastal Caro.	8 4	120 A	Louisiana	1 4	
15 H	Auburn	2 6	32 H	Texas St.	2 8	51 H	Coastal Caro.	4 9	120 A	Louisiana	4 8	
20 A	LSU	0 2	32 H	Texas St.	10 7	51 H	Coastal Caro.	5 14	120 A	Louisiana	9 2	
			41 A	Clemson	4 3	53 H	Alabama	1 6	168 A	New Orleans	5 7	
			41 A	Clemson	2 7	53 H	Alabama	3 7	168 H	New Orleans	22 7	
			41 A	Clemson	2 6	53 H	Alabama	5 10	170 H	Nicholls St.	6 3	
						54 A	Southern Miss.	15 6	224 H	Georgia St.	10 7	
						54 H	Southern Miss.	4 1	224 H	Georgia St.	4 2	
						55 A	UT Arlington	3 6	224 H	Georgia St.	9 7	
						55 A	UT Arlington	7 9	225 H	Sacred Heart	12 2	
						55 A	UT Arlington	5 11	225 H	Sacred Heart	11 2	
						82 H	Southeastern La.	0 1	225 H	Sacred Heart	16 1	
						97 A	Arkansas St.	1 8	257 H	Tennessee Tech	10 2	
						97 A	Arkansas St.	11 6	257 H	Tennessee Tech	7 3	
						97 A	Arkansas St.	0 6	257 H	Tennessee Tech	8 1	
									265 A	Alabama St.	13 0	
									265 H	Alabama St.	14 2	
LAST 10 GAMES												
			41 A	Clemson	4 3	224 H	Georgia St.	9 7				
			41 A	Clemson	2 7	54 H	Southern Miss.	4 1				
			265 A	Alabama St.	13 0	120 A	Louisiana	1 4				
			224 H	Georgia St.	10 7	120 A	Louisiana	4 8				
			224 H	Georgia St.	4 2	120 A	Louisiana	9 2				

Non-Div. I Games:

South Alabama

Average RPI Win: 207		WON-LOST	WINNING	LAST 10	STRENGTH OF		OPP. STRENGTH	TEAM	ADJ	CONF.	ADJ CONF.				
Average RPI Loss: 126		RECORD	PCT. RANK	GAMES	SCHEDULE		OF SCHEDULE	RPI	RPI	RPI	RPI				
DIV. I ONLY		22-13-0	.62857	63	6-4-0		220	175	102	.52163	102	23	22		
DIV. I NON-CONF.		11-9-0	.55	125	2-1-0		188	111	91	.52998	91	20	20		
TOTALS		RPI 1-25	RPI 26-50		W-L RECORDS		RPI 51-100		RPI 101-150		RPI 150+				
22-13-0		0-3-0	0-0-0		OVERALL		1-3-0		2-1-0		19-6-0				
12-2-0		0-0-0	0-0-0		HOME		0-0-0		0-0-0		12-2-0				
10-11-0		0-3-0	0-0-0		AWAY		1-3-0		2-1-0		7-4-0				
0-0-0		0-0-0	0-0-0		NEUTRAL		0-0-0		0-0-0		0-0-0				
11-9-0		0-3-0	0-0-0		NON-CONFERENCE		1-3-0		2-1-0		8-2-0				
4-1-0		0-0-0	0-0-0		HOME		0-0-0		0-0-0		4-1-0				
7-8-0		0-3-0	0-0-		AWAY		1-3-0		2-1-0		4-1-0				
0-0-0		0-0-0	0-0-0		NEUTRAL		0-0-0		0-0-0		0-0-0				
11-4-0		0-0-0	0-0-0		CONFERENCE		0-0-0		0-0-0		11-4-0				
8-1-0		0-0-0	0-0-0		HOME		0-0-0		0-0-0		8-1-0				
3-3-0		0-0-0	0-0-0		AWAY		0-0-0		0-0-0		3-3-0				
0-0-0		0-0-0	0-0-0		NEUTRAL		0-0-0		0-0-0		0-0-0				
RPI	S	Opponent	Score		RPI	S	Opponent	Score		RPI	S	Opponent	Score		
3	A	Arkansas	3	4						136	A	FIU	13	7	
3	A	Arkansas	1	3						82	A	Southeastern La.	7	6	
3	A	Arkansas	7	15						82	A	Southeastern La.	2	7	
										82	A	Southeastern La.	7	4	
										162	A	Rutgers	5	6	
										171	A	Army West Point	13	4	
										194	A	Hartford	7	5	
										194	A	Hartford	5	6	
										194	A	Hartford	5	9	
										197	A	Binghamton	0	5	
										197	A	Binghamton	6	3	
										197	A	Binghamton	7	6	
										209	H	Maine	5	3	
										209	H	Maine	2	0	
										209	H	Maine	8	3	
										219	H	LIU Brooklyn	9	3	
										221	H	UMBC	4	3	
										221	H	UMBC	8	5	
										221	H	UMBC	9	3	
										225	A	Sacred Heart	8	1	
										225	H	Sacred Heart	4	1	
										225	H	Sacred Heart	12	9	
					LAST 10 GAMES						232	H	Albany (NY)	7	4
					232	H	Albany (NY)	3	4	221	H	UMBC	4	3	
					232	H	Albany (NY)	8	3	3	A	Arkansas	1	3	
					225	H	Sacred Heart	4	1	194	A	Hartford	7	5	
					171	A	Army West Point	13	4	221	H	UMBC	8	5	
					221	H	UMBC	9	3	197	A	Binghamton	0	5	
										270	A	Iona	11	7	
										270	H	Iona	8	12	

Non-Div. I Games:

Stony Brook



Stony Brook

Average RPI Win:		148	WON-LOST RECORD		WINNING PCT. RANK		LAST 10 GAMES		STRENGTH OF SCHEDULE		OPP. STRENGTH OF SCHEDULE		TEAM RPI		ADJ RPI		CONF. RPI		ADJ CONF. RPI				
DIV. I ONLY			23-17-0		.575		100		77		178		103		.52018		103		15				
DIV. I NON-CONF.			15-11-0		.57692		112		88		182		119		.51724		119		17				
TOTALS		RPI 1-25		RPI 26-50		W-L RECORDS		RPI 51-100		RPI 101-150		RPI 150+											
23-17-0		2-2-0		3-0-0		OVERALL		0-5-0		6-3-0		12-7-0											
18-9-0		2-1-0		2-0-0		HOME		0-0-0		5-2-0		9-6-0											
4-6-0		0-0-0		1-0-0		AWAY		0-5-0		1-0-0		2-1-0											
1-2-0		0-1-0		0-0-0		NEUTRAL		0-0-0		0-1-0		1-0-0											
15-11-0		2-2-0		3-0-0		NON-CONFERENCE		0-2-0		2-1-0		8-6-0											
11-7-0		2-1-0		2-0-0		HOME		0-0-0		1-0-0		6-6-0											
3-2-0		0-0-0		1-0-		AWAY		0-2-0		1-0-0		1-0-0											
1-2-0		0-1-0		0-0-0		NEUTRAL		0-0-0		0-1-0		1-0-0											
8-6-0		0-0-0		0-0-0		CONFERENCE		0-3-0		4-2-0		4-1-0											
7-2-0		0-0-0		0-0-0		HOME		0-0-0		4-2-0		3-0-0											
1-4-0		0-0-0		0-0-0		AWAY		0-3-0		0-0-0		1-1-0											
0-0-0		0-0-0		0-0-0		NEUTRAL		0-0-0		0-0-0		0-0-0											
RPI	S	Opponent		Score		RPI	S	Opponent		Score		RPI	S	Opponent		Score		RPI	S	Opponent		Score	
7	N	Tennessee		2	10	27	A	Florida		7	1	62	A	Florida St.		3	4	107	H	FGCU		7	4
25	H	Missouri		4	2	50	H	Fla. Atlantic		9	8	68	A	Liberty		3	4	107	H	FGCU		14	8
25	H	Missouri		5	4	50	H	Fla. Atlantic		7	5	68	A	Liberty		2	6	107	H	FGCU		2	5
25	H	Missouri		4	5							68	A	Liberty		2	8	112	H	Jacksonville		3	2
												76	A	UCF		0	5	112	H	Jacksonville		11	3
																		112	H	Jacksonville		8	10
																		135	A	South Fla.		5	3
																		135	H	South Fla.		7	2
																		146	N	La.-Monroe		4	7
																		179	H	Columbia		6	4
																		179	H	Columbia		1	2
																		179	H	Columbia		7	11
																		179	H	Columbia		11	4
																		180	H	Fordham		6	8
																		180	H	Fordham		7	4
																		180	H	Fordham		4	3
																		180	H	Fordham		5	8
																		185	N	Western Ky.		9	2
																		214	H	NJIT		8	3
																		214	H	NJIT		4	0
																		214	H	NJIT		5	2
								LAST 10 GAMES										234	H	Western Mich.		11	2
								180 H Fordham		7	4							234	H	Western Mich.		1	10
								234 H Western Mich.		10	4							234	H	Western Mich.		10	4
								179 H Columbia		6	4							247	A	North Ala.		4	8
								247 A North Ala.		4	8							247	A	North Ala.		10	4
								247 A North Ala.		10	4							263	A	Bethune-Cookman		3	1

Non-Div. I Games:

North Florida

RPI	S	Opponent	Score
263	H	Bethune-Cookman	2 6

North Florida

Average RPI Win:	207	WON-LOST RECORD		WINNING PCT. RANK		LAST 10 GAMES		STRENGTH OF SCHEDULE		OPP. STRENGTH OF SCHEDULE		TEAM RPI		ADJ RPI		CONF. RPI		ADJ CONF. RPI	
DIV. I ONLY		26-14-0		.65	50	6-4-0		214		174		104		.52008	104	22		23	
DIV. I NON-CONF.		14-11-0		.56	120	0-3-0		210		172		158		.4954	158	24		24	
<hr/>																			
TOTALS		RPI 1-25		RPI 26-50		W-L RECORDS		RPI 51-100		RPI 101-150		RPI 150+							
26-14-0		1-2-0		1-2-0		OVERALL		2-2-0		4-5-0		18-3-0							
18-3-0		0-0-0		1-0-0		HOME		2-1-0		2-1-0		13-1-0							
8-11-0		1-2-0		0-2-0		AWAY		0-1-0		2-4-0		5-2-0							
0-0-0		0-0-0		0-0-0		NEUTRAL		0-0-0		0-0-0		0-0-0							
14-11-0		1-2-0		1-2-0		NON-CONFERENCE		0-1-0		2-4-0		10-2-0							
13-2-0		0-0-0		1-0-0		HOME		0-0-0		2-1-0		10-1-0							
1-9-0		1-2-0		0-0-		AWAY		0-1-0		0-3-0		0-1-0							
0-0-0		0-0-0		0-0-0		NEUTRAL		0-0-0		0-0-0		0-0-0							
12-3-0		0-0-0		0-0-0		CONFERENCE		2-1-0		2-1-0		8-1-0							
5-1-0		0-0-0		0-0-0		HOME		2-1-0		0-0-0		3-0-0							
7-2-0		0-0-0		0-0-0		AWAY		0-0-0		2-1-0		5-1-0							
0-0-0		0-0-0		0-0-0		NEUTRAL		0-0-0		0-0-0		0-0-0							
RPI	S	Opponent	Score		RPI	S	Opponent	Score		RPI	S	Opponent	Score		RPI	S	Opponent	Score	
1	A	UCLA	1	2	30	A	Illinois St.	1	2	74	A	Saint Mary's (CA)	1	10	105	A	Nevada	2	6
1	A	UCLA	2	1	46	A	California	4	12	98	H	UTRGV	7	1	116	A	California Baptist	5	6
1	A	UCLA	0	6	46	H	California	6	0	98	H	UTRGV	3	5	116	A	California Baptist	1	0
										98	H	UTRGV	5	4	116	A	California Baptist	21	10
															138	A	Pacific	3	11
															138	A	Pacific	3	6
															138	H	Pacific	5	2
															138	H	Pacific	2	6
															142	H	San Jose St.	7	2
															226	H	UC Davis	8	2
															235	H	CSU Bakersfield	4	3
															235	H	CSU Bakersfield	5	4
															235	H	CSU Bakersfield	10	7
															243	H	North Dakota St.	8	3
															243	H	North Dakota St.	2	1
															243	H	North Dakota St.	1	9
															254	A	Seattle U	2	4
															254	A	Seattle U	6	2
															254	A	Seattle U	9	3
															260	H	Towson	5	0
															260	H	Towson	12	2
															260	H	Towson	13	4
															260	H	Towson	1	0
															273	A	Chicago St.	13	3
															273	A	Chicago St.	10	1
															273	A	Chicago St.	7	5
															280	A	Santa Clara	0	11

**Non-Div. I Games:**

Sacramento St.

RPI	S	Opponent	Score	
283	H	Rider	5	4
283	H	Rider	6	3
283	H	Rider	7	0

Sacramento St.

S  
a  
c  
r  
a  
m  
e  
n  
t  
o  
S  
t  
.

S  
a  
c  
r  
a  
m  
e  
n  
t  
o  
S  
t  
.

Average RPI Win: 126		WON-LOST RECORD		WINNING PCT. RANK		LAST 10 GAMES		STRENGTH OF SCHEDULE		OPP. STRENGTH OF SCHEDULE		TEAM RPI		ADJ RPI		CONF. RPI		ADJ CONF. RPI					
DIV. I ONLY		23-18-0		.56098 107		7-3-0		149		44		105		.51984 105		10		10					
DIV. I NON-CONF.		13-7-0		.65 72		3-1-0		203		17		85		.535 84		9		9					
TOTALS		RPI 1-25		RPI 26-50		W-L RECORDS		RPI 51-100		RPI 101-150		RPI 150+											
23-18-0		2-1-0		1-0-0		OVERALL		5-5-0		6-8-0		9-4-0											
12-9-0		2-0-0		0-0-0		HOME		3-2-0		4-4-0		3-3-0											
10-8-0		0-1-0		1-0-0		AWAY		2-3-0		1-3-0		6-1-0											
1-1-0		0-0-0		0-0-0		NEUTRAL		0-0-0		1-1-0		0-0-0											
13-7-0		2-1-0		1-0-0		NON-CONFERENCE		3-1-0		2-3-0		5-2-0											
6-3-0		2-0-0		0-0-0		HOME		2-0-0		1-1-0		1-2-0											
6-3-0		0-1-0		1-0-		AWAY		1-1-0		0-1-0		4-0-0											
1-1-0		0-0-0		0-0-0		NEUTRAL		0-0-0		1-1-0		0-0-0											
10-11-0		0-0-0		0-0-0		CONFERENCE		2-4-0		4-5-0		4-2-0											
6-6-0		0-0-0		0-0-0		HOME		1-2-0		3-3-0		2-1-0											
4-5-0		0-0-0		0-0-0		AWAY		1-2-0		1-2-0		2-1-0											
0-0-0		0-0-0		0-0-0		NEUTRAL		0-0-0		0-0-0		0-0-0											
RPI	S	Opponent		Score		RPI	S	Opponent		Score		RPI	S	Opponent		Score							
6	H	Oregon St.		8	7	32	A	Texas St.		4	0	63	A	San Diego St.		1	3	104	H	Sacramento St.		6	2
6	H	Oregon St.		7	6							63	A	San Diego St.		5	8	106	A	UNLV		7	6
8	A	UC Santa Barbara		1	2							63	A	San Diego St.		6	5	106	A	UNLV		5	8
												63	H	San Diego St.		8	7	106	A	UNLV		6	7
												63	H	San Diego St.		2	6	106	H	UNLV		4	7
												63	H	San Diego St.		3	11	106	H	UNLV		16	5
												74	A	Saint Mary's (CA)		5	6	106	H	UNLV		16	8
												74	H	Saint Mary's (CA)		6	5	113	H	Air Force		2	8
												95	A	San Francisco		8	1	113	H	Air Force		4	3
												95	H	San Francisco		7	3	113	H	Air Force		1	4
																		114	N	Missouri St.		16	4
																		126	N	Utah		3	6
																		127	A	Grand Canyon		2	3
																		127	H	Grand Canyon		2	8
																		183	A	New Mexico		4	6
																		183	A	New Mexico		14	8
																		183	A	New Mexico		3	0
																		183	H	New Mexico		3	9
																		183	H	New Mexico		5	3
																		183	H	New Mexico		6	4
																		201	H	Washington St.		8	1
																		201	H	Washington St.		1	3
																		201	H	Washington St.		2	16
																		216	A	Long Beach St.		5	3
																		216	A	Long Beach St.		3	2
																		216	A	Long Beach St.		1	0
																		226	A	UC Davis		5	4
LAST 10 GAMES																							
6	H	Oregon St.		7	6	95	A	San Francisco		8	1	6	H	Oregon St.		8	7	183	A	New Mexico		14	8
6	H	Oregon St.		8	7							183	A	New Mexico		3	0	216	A	Long Beach St.		3	2
106	H	UNLV		16	5							183	A	New Mexico		4	6	216	A	Long Beach St.		1	0
106	H	UNLV		4	7							74	A	Saint Mary's (CA)		5	6						
106	H	UNLV		16	8																		

Non-Div. I Games:

Nevada



RPI	S	Opponent	Score	
254	H	Seattle U	11	10
254	H	Seattle U	0	4

UNLV

U  
N  
L  
V

U  
N  
L  
V



Average RPI Win: 191		WON-LOST	WINNING	LAST 10	STRENGTH OF		OPP. STRENGTH	TEAM	ADJ	CONF.	ADJ CONF.
Average RPI Loss: 126		RECORD	PCT. RANK	GAMES	SCHEDULE		OF SCHEDULE	RPI	RPI	RPI	RPI
DIV. I ONLY		27-13-0	.675	39	204		131	107	.51929	107	15
DIV. I NON-CONF.		18-10-0	.64286	75	257		124	170	.48745	170	17
TOTALS		RPI 1-25	RPI 26-50		W-L RECORDS		RPI 51-100		RPI 101-150		RPI 150+
27-13-0	0-3-0	1-1-0		OVERALL		0-0-0		6-4-0		20-5-0	
22-6-0	0-1-0	0-0-0		HOME		0-0-0		4-1-0		18-4-0	
5-7-0	0-2-0	1-1-0		AWAY		0-0-0		2-3-0		2-1-0	
0-0-0	0-0-0	0-0-0		NEUTRAL		0-0-0		0-0-0		0-0-0	
18-10-0	0-3-0	1-1-0		NON-CONFERENCE		0-0-0		2-2-0		15-4-0	
16-6-0	0-1-0	0-0-0		HOME		0-0-0		1-1-0		15-4-0	
2-4-0	0-2-0	1-0-		AWAY		0-0-0		1-1-0		0-0-0	
0-0-0	0-0-0	0-0-0		NEUTRAL		0-0-0		0-0-0		0-0-0	
9-3-0	0-0-0	0-0-0		CONFERENCE		0-0-0		4-2-0		5-1-0	
6-0-0	0-0-0	0-0-0		HOME		0-0-0		3-0-0		3-0-0	
3-3-0	0-0-0	0-0-0		AWAY		0-0-0		1-2-0		2-1-0	
0-0-0	0-0-0	0-0-0		NEUTRAL		0-0-0		0-0-0		0-0-0	
RPI S	Opponent	Score		RPI S	Opponent	Score		RPI S	Opponent	Score	
14 A	Miami (FL)	9	13	27 A	Florida	7	2	103 A	North Florida	4	7
14 A	Miami (FL)	4	13	27 A	Florida	0	15	103 A	North Florida	5	2
14 H	Miami (FL)	1	10					103 A	North Florida	8	14
								112 H	Jacksonville	12	1
								112 H	Jacksonville	2	1
								112 H	Jacksonville	3	1
								135 A	South Fla.	4	15
								136 A	FIU	11	6
								136 H	FIU	3	0
								140 H	Ohio St.	0	2
								162 H	Rutgers	11	3
								162 H	Rutgers	4	1
								162 H	Rutgers	1	4
								187 H	Lipscomb	10	9
								187 H	Lipscomb	6	2
								187 H	Lipscomb	5	3
								208 H	Quinnipiac	9	8
								208 H	Quinnipiac	6	5
								208 H	Quinnipiac	4	9
								212 A	Kennesaw St.	6	4
								212 A	Kennesaw St.	0	4
								212 A	Kennesaw St.	8	4
								219 H	LIU Brooklyn	9	1
								219 H	LIU Brooklyn	10	1
								219 H	LIU Brooklyn	10	0
								240 H	Siena	8	0
								240 H	Siena	18	8
LAST 10 GAMES											

Non-Div. I Games:

FGCU

RPI	S	Opponent	Score	
240	H	Siena	17	6
240	H	Siena	1	2
260	H	Towson	6	3
260	H	Towson	5	2
260	H	Towson	20	3
263	H	Bethune-Cookman	12	5
263	H	Bethune-Cookman	23	3
263	H	Bethune-Cookman	3	6

FGCU

F  
G  
C  
U

F  
G  
C  
U

Average RPI Win: 160		WON-LOST	WINNING	LAST 10	STRENGTH OF	OPP. STRENGTH	TEAM	ADJ	CONF.	ADJ CONF.							
Average RPI Loss: 127		RECORD	PCT. RANK	GAMES	SCHEDULE	OF SCHEDULE	RPI	RPI	RPI	RPI							
DIV. I ONLY		17-19-0	.47222	172	5-5-0	107	159	108	.51843	108	20	20					
DIV. I NON-CONF.		9-15-0	.375	208	2-3-0	159	71	157	.49592	157	23	23					
<hr/>																	
TOTALS		RPI 1-25		RPI 26-50		W-L RECORDS		RPI 51-100		RPI 101-150		RPI 150+					
17-19-0		1-2-0		0-0-0		OVERALL		3-8-0		1-2-0		12-7-0					
5-4-0		0-0-0		0-0-0		HOME		0-1-0		0-0-0		5-3-0					
10-13-0		0-0-0		0-0-0		AWAY		3-7-0		1-2-0		6-4-0					
2-2-0		1-2-0		0-0-0		NEUTRAL		0-0-0		0-0-0		1-0-0					
9-15-0		1-2-0		0-0-0		NON-CONFERENCE		3-8-0		1-2-0		4-3-0					
0-3-0		0-0-0		0-0-0		HOME		0-1-0		0-0-0		0-2-0					
7-10-0		0-0-0		0-0-		AWAY		3-7-0		1-2-0		3-1-0					
2-2-0		1-2-0		0-0-0		NEUTRAL		0-0-0		0-0-0		1-0-0					
8-4-0		0-0-0		0-0-0		CONFERENCE		0-0-0		0-0-0		8-4-0					
5-1-0		0-0-0		0-0-0		HOME		0-0-0		0-0-0		5-1-0					
3-3-0		0-0-0		0-0-0		AWAY		0-0-0		0-0-0		3-3-0					
0-0-0		0-0-0		0-0-0		NEUTRAL		0-0-0		0-0-0		0-0-0					
RPI	S	Opponent		Score		RPI	S	Opponent		Score		RPI	S	Opponent		Score	
25	N	Missouri		8	6							137	A	Rice		2	1
25	N	Missouri		0	7							137	A	Rice		6	7
25	N	Missouri		4	12							137	A	Rice		3	15
												159	H	Richmond		4	3
												159	H	Richmond		6	3
												159	H	Richmond		2	1
												160	A	Davidson		4	0
												160	A	Davidson		2	10
												160	A	Davidson		2	7
												173	A	Northeastern		8	0
												180	H	Fordham		0	2
												180	H	Fordham		9	8
												180	H	Fordham		5	3
												194	N	Hartford		10	7
												204	H	Holy Cross		3	7
												208	A	Quinnipiac		5	4
												225	A	Sacred Heart		1	9
												225	H	Sacred Heart		5	6
												256	A	George Washington		6	1
												256	A	George Washington		3	4
												256	A	George Washington		19	1
												258	A	UMass Lowell		17	6
<hr/>																	
LAST 10 GAMES																	
						159	H	Richmond		6	3	225	A	Sacred Heart		1	9
						159	H	Richmond		4	3	194	N	Hartford		10	7
						180	H	Fordham		5	3	52	A	Bryant		16	12
						85	A	Wichita St.		6	1	160	A	Davidson		2	10
						98	A	UTRGV		5	9	160	A	Davidson		2	7

Non-Div. I Games:

Rhode Island

Average RPI Win:	193	WON-LOST RECORD	WINNING PCT. RANK	LAST 10 GAMES	STRENGTH OF SCHEDULE	OPP. STRENGTH OF SCHEDULE	TEAM RPI	ADJ RPI	CONF. RPI	ADJ CONF. RPI	
DIV. I ONLY		20-10-0	.66667 40	6-4-0	230	231	109	.5179 109	21	21	
DIV. I NON-CONF.		10-5-0	.66667 60	0-1-0	137	236	53	.55794 53	15	15	
<hr/>											
TOTALS	RPI 1-25	RPI 26-50		W-L RECORDS	RPI 51-100		RPI 101-150		RPI 150+		
20-10-0	0-0-0	0-0-0		OVERALL	0-0-0		0-0-0		20-10-0		
7-3-0	0-0-0	0-0-0		HOME	0-0-0		0-0-0		7-3-0		
9-5-0	0-0-0	0-0-0		AWAY	0-0-0		0-0-0		9-5-0		
4-2-0	0-0-0	0-0-0		NEUTRAL	0-0-0		0-0-0		4-2-0		
10-5-0	0-0-0	0-0-0		NON-CONFERENCE	0-0-0		0-0-0		10-5-0		
1-0-0	0-0-0	0-0-0		HOME	0-0-0		0-0-0		1-0-0		
5-3-0	0-0-0	0-0-		AWAY	0-0-0		0-0-0		5-3-0		
4-2-0	0-0-0	0-0-0		NEUTRAL	0-0-0		0-0-0		4-2-0		
10-5-0	0-0-0	0-0-0		CONFERENCE	0-0-0		0-0-0		10-5-0		
6-3-0	0-0-0	0-0-0		HOME	0-0-0		0-0-0		6-3-0		
4-2-0	0-0-0	0-0-0		AWAY	0-0-0		0-0-0		4-2-0		
0-0-0	0-0-0	0-0-0		NEUTRAL	0-0-0		0-0-0		0-0-0		
RPI S	Opponent	Score	RPI S	Opponent	Score	RPI S	Opponent	Score	RPI S	Opponent	Score
						152 N Massachusetts			9	10	
						153 A Radford			5	4	
						153 A Radford			9	2	
						153 A Radford			7	13	
						153 A Radford			7	6	
						158 A Wofford			5	4	
						158 A Wofford			5	6	
						158 A Wofford			6	1	
						158 A Wofford			0	8	
						162 N Rutgers			7	6	
						163 H Yale			7	8	
						163 H Yale			10	8	
						163 H Yale			3	0	
						173 N Northeastern			4	3	
						186 A Penn			12	16	
						186 A Penn			8	6	
						186 A Penn			12	9	
						199 N Seton Hall			6	2	
						199 N Seton Hall			4	7	
						204 H Holy Cross			7	6	
228 H Cornell			7	1							
228 H Cornell			8	6							
228 H Cornell			0	2							
229 A Dartmouth			7	15							
229 A Dartmouth			11	3							
229 A Dartmouth			2	1							
238 N Saint Joseph's			5	3							

**Non-Div. I Games:**

Harvard

RPI	S	Opponent	Score	
250	H	Princeton	9	16
250	H	Princeton	12	0
250	H	Princeton	5	3

Harvard

H  
a  
r  
v  
a  
r  
d

H  
a  
r  
v  
a  
r  
d



RPI	S	Opponent	Score	
264	H	Georgetown	3	5
264	H	Georgetown	4	0
270	H	Iona	14	3
270	H	Iona	4	3
270	H	Iona	14	4

ETSU

E  
T  
S  
U

E  
T  
S  
U

Average RPI Win: 151		WON-LOST RECORD	WINNING PCT. RANK	LAST 10 GAMES	STRENGTH OF SCHEDULE	OPP. STRENGTH OF SCHEDULE	TEAM RPI	ADJ RPI	CONF. RPI	ADJ CONF. RPI										
Average RPI Loss: 142																				
DIV. I ONLY		23-17-0	.575	100	3-7-0	121	150	111	.51783	111	17	17								
DIV. I NON-CONF.		18-7-0	.72	40	2-2-0	70	152	42	.57186	42	16	16								
<hr/>																				
TOTALS		RPI 1-25		RPI 26-50		W-L RECORDS		RPI 51-100		RPI 101-150		RPI 150+								
23-17-0		1-2-0		0-0-0		OVERALL		6-4-0		7-4-0		9-7-0								
13-11-0		1-2-0		0-0-0		HOME		4-3-0		4-3-0		4-3-0								
10-6-0		0-0-0		0-0-0		AWAY		2-1-0		3-1-0		5-4-0								
0-0-0		0-0-0		0-0-0		NEUTRAL		0-0-0		0-0-0		0-0-0								
18-7-0		1-2-0		0-0-0		NON-CONFERENCE		6-1-0		6-2-0		5-2-0								
11-4-0		1-2-0		0-0-0		HOME		4-0-0		3-1-0		3-1-0								
7-3-0		0-0-0		0-0-		AWAY		2-1-0		3-1-0		2-1-0								
0-0-0		0-0-0		0-0-0		NEUTRAL		0-0-0		0-0-0		0-0-0								
5-10-0		0-0-0		0-0-0		CONFERENCE		0-3-0		1-2-0		4-5-0								
2-7-0		0-0-0		0-0-0		HOME		0-3-0		1-2-0		1-2-0								
3-3-0		0-0-0		0-0-0		AWAY		0-0-0		0-0-0		3-3-0								
0-0-0		0-0-0		0-0-0		NEUTRAL		0-0-0		0-0-0		0-0-0								
RPI	S	Opponent		Score		RPI	S	Opponent		Score		RPI	S	Opponent		Score				
18	H	West Virginia		1	9							114	H	Marist		8	3			
18	H	West Virginia		2	12							114	H	Marist		4	3			
18	H	West Virginia		6	4							114	H	Marist		3	2			
												121	A	Old Dominion		3	6			
												121	H	Old Dominion		2	4			
												147	H	James Madison		3	5			
												147	H	James Madison		7	1			
												147	H	James Madison		1	3			
												148	A	High Point		6	2			
												148	A	High Point		4	3			
												148	A	High Point		8	6			
												173	H	Northeastern		15	4			
												173	H	Northeastern		4	9			
												173	H	Northeastern		6	7			
												210	A	UNCW		8	1			
												210	A	UNCW		3	2			
												210	A	UNCW		3	2			
												225	H	Sacred Heart		3	7			
												225	H	Sacred Heart		12	3			
												230	A	Delaware		2	3			
												230	A	Delaware		0	1			
												230	A	Delaware		8	9			
												256	A	George Washington		4	8			
												256	H	George Washington		2	1			
												266	A	George Mason		5	1			
												267	A	Norfolk St.		17	2			
												267	H	Norfolk St.		16	6			
<hr/>																				
LAST 10 GAMES																				
266	A	George Mason			5	1	79	H	Elon			2	11	256	A	George Washington			4	8
148	A	High Point			4	3	79	H	Elon			2	8	256	H	George Washington			2	1
148	A	High Point			6	2	79	H	Elon			9	11	266	A	George Mason			5	1
114	H	Marist			3	2	256	H	George Washington			2	1	267	A	Norfolk St.			17	2
114	H	Marist			8	3	147	H	James Madison			3	5	267	H	Norfolk St.			16	6

Non-Div. I Games:

William &amp; Mary



[illegible]

**Non-Div. I Games:**

Jacksonville

Average RPI Win:		153	WON-LOST RECORD		WINNING PCT. RANK		LAST 10 GAMES		STRENGTH OF SCHEDULE		OPP. STRENGTH OF SCHEDULE		TEAM RPI		ADJ RPI		CONF. RPI		ADJ CONF. RPI				
DIV. I ONLY			17-22-0		.4359	200	4-6-0		57		143		113		.51748		113	10		10			
DIV. I NON-CONF.			10-10-0		.5	143	2-0-0		97		232		126		.50975		126	9		9			
TOTALS		RPI 1-25		RPI 26-50			W-L RECORDS			RPI 51-100			RPI 101-150			RPI 150+							
17-22-0		1-1-0		1-9-0			OVERALL			2-3-0			6-6-0			7-3-0							
6-6-0		0-0-0		0-3-0			HOME			1-1-0			1-2-0			4-0-0							
7-14-0		1-1-0		1-6-0			AWAY			1-2-0			4-4-0			0-1-0							
4-2-0		0-0-0		0-0-0			NEUTRAL			0-0-0			1-0-0			3-2-0							
10-10-0		1-1-0		0-5-0			NON-CONFERENCE			0-0-0			2-1-0			7-3-0							
4-3-0		0-0-0		0-3-0			HOME			0-0-0			0-0-0			4-0-0							
2-5-0		1-1-0		0-0-			AWAY			0-0-0			1-1-0			0-1-0							
4-2-0		0-0-0		0-0-0			NEUTRAL			0-0-0			1-0-0			3-2-0							
7-12-0		0-0-0		1-4-0			CONFERENCE			2-3-0			4-5-0			0-0-0							
2-3-0		0-0-0		0-0-0			HOME			1-1-0			1-2-0			0-0-0							
5-9-0		0-0-0		1-4-0			AWAY			1-2-0			3-3-0			0-0-0							
0-0-0		0-0-0		0-0-0			NEUTRAL			0-0-0			0-0-0			0-0-0							
RPI	S	Opponent		Score		RPI	S	Opponent		Score		RPI	S	Opponent		Score		RPI	S	Opponent		Score	
9	A	East Carolina		3	2	29	H	DBU		7	30	63	A	San Diego St.		5	2	105	A	Nevada		4	1
20	A	LSU		5	17	29	H	DBU		5	6	63	A	San Diego St.		3	6	105	A	Nevada		3	4
						29	H	DBU		3	4	63	A	San Diego St.		4	5	105	A	Nevada		8	2
						44	A	Nebraska		3	12	63	H	San Diego St.		3	4	106	H	UNLV		11	5
						44	A	Nebraska		6	7	63	H	San Diego St.		9	5	106	H	UNLV		1	7
						47	A	Fresno St.		2	5							106	H	UNLV		6	9
						47	A	Fresno St.		4	3							138	A	Pacific		6	2
						47	A	Fresno St.		0	6							138	A	Pacific		3	5
						47	A	Fresno St.		7	13							142	A	San Jose St.		5	3
						47	A	Fresno St.		5	9							142	A	San Jose St.		1	4
																		142	A	San Jose St.		2	3
																		146	N	La.-Monroe		1	0
																		167	N	Navy		1	2
																		167	N	Navy		7	2
																		167	N	Navy		6	4
																		171	N	Army West Point		2	17
																		210	N	Southern U.		13	0
																		274	H	Utah Valley		16	15
																		274	H	Utah Valley		12	9
																		290	A	Northern Colo.		4	5
																		290	H	Northern Colo.		9	6
																		290	H	Northern Colo.		6	0
LAST 10 GAMES																							
						47	A	Fresno St.		4	3	63	A	San Diego St.		4	5						
						47	A	Fresno St.		2	5	63	A	San Diego St.		3	6						
						290	H	Northern Colo.		6	0	63	A	San Diego St.		5	2						
						167	N	Navy		7	2	47	A	Fresno St.		5	9						
						167	N	Navy		6	4	47	A	Fresno St.		7	13						

Non-Div. I Games:

Air Force

Average RPI Win: 196		WON-LOST RECORD	WINNING PCT. RANK	LAST 10 GAMES	STRENGTH OF SCHEDULE	OPP. STRENGTH OF SCHEDULE	TEAM RPI	ADJ RPI	CONF. RPI	ADJ CONF. RPI	
Average RPI Loss: 147											
DIV. I ONLY		17-20-0	.45946 182	6-4-0	115	250	114	.51705 114	29	29	
DIV. I NON-CONF.		10-15-0	.4 196	1-1-0	95	210	116	.51895 116	27	27	
TOTALS		RPI 1-25	RPI 26-50		W-L RECORDS		RPI 51-100		RPI 101-150		RPI 150+
17-20-0	0-3-0	0-0-0		OVERALL		0-3-0		3-3-0		14-11-0	
1-3-0	0-0-0	0-0-0		HOME		0-0-0		0-0-0		1-3-0	
13-17-0	0-3-0	0-0-0		AWAY		0-3-0		0-3-0		13-8-0	
3-0-0	0-0-0	0-0-0		NEUTRAL		0-0-0		3-0-0		0-0-0	
10-15-0	0-3-0	0-0-0		NON-CONFERENCE		0-3-0		3-3-0		7-6-0	
0-1-0	0-0-0	0-0-0		HOME		0-0-0		0-0-0		0-1-0	
7-14-0	0-3-0	0-0-		AWAY		0-3-0		0-3-0		7-5-0	
3-0-0	0-0-0	0-0-0		NEUTRAL		0-0-0		3-0-0		0-0-0	
7-5-0	0-0-0	0-0-0		CONFERENCE		0-0-0		0-0-0		7-5-0	
1-2-0	0-0-0	0-0-0		HOME		0-0-0		0-0-0		1-2-0	
6-3-0	0-0-0	0-0-0		AWAY		0-0-0		0-0-0		6-3-0	
0-0-0	0-0-0	0-0-0		NEUTRAL		0-0-0		0-0-0		0-0-0	
RPI S	Opponent	Score		RPI S	Opponent	Score		RPI S	Opponent	Score	
9 A	East Carolina	0	5					111 A	William & Mary	3	8
9 A	East Carolina	5	10					111 A	William & Mary	2	3
9 A	East Carolina	3	4					111 A	William & Mary	3	4
								143 N	Presbyterian	7	5
								143 N	Presbyterian	9	4
								143 N	Presbyterian	14	10
								159 A	Richmond	8	2
								159 A	Richmond	10	5
								159 A	Richmond	11	1
								166 H	Canisius	2	4
								166 H	Canisius	8	3
								166 H	Canisius	6	8
								175 A	Fairfield	6	9
								175 A	Fairfield	11	2
								175 A	Fairfield	2	4
								184 A	N.C. A&T	7	1
								184 A	N.C. A&T	8	9
								184 A	N.C. A&T	8	4
								194 A	Hartford	3	8
								197 A	Binghamton	11	5
								232 H	Albany (NY)	2	10
								244 A	Manhattan	4	14
LAST 10 GAMES								244 A	Manhattan	6	4
111 A	William & Mary	2	3	175 A	Fairfield	2	4	244 A	Manhattan	11	4
111 A	William & Mary	3	8	244 A	Manhattan	6	4	244 A	Manhattan	6	5
244 A	Manhattan	11	4	244 A	Manhattan	4	14	252 A	Monmouth	4	3
252 A	Monmouth	6	1	197 A	Binghamton	11	5	252 A	Monmouth	6	1
166 H	Canisius	8	3	166 H	Canisius	6	8	252 A	Monmouth		

Non-Div. I Games:

Marist

RPI	S	Opponent	Score	
258	A	UMass Lowell	4	10
278	A	Delaware St.	1	6
278	A	Delaware St.	1	3
278	A	Delaware St.	12	2

Marist

M  
a  
r  
i  
s  
t

M  
a  
r  
i  
s  
t

Average RPI Win: 146		WON-LOST	WINNING	LAST 10	STRENGTH OF		OPP. STRENGTH	TEAM	ADJ	CONF.	ADJ CONF.
Average RPI Loss: 57		RECORD	PCT. RANK	GAMES	SCHEDULE		OF SCHEDULE	RPI	RPI	RPI	RPI
DIV. I ONLY		13-27-0	.325	254	2-8-0		13	105	114	.51705	114
DIV. I NON-CONF.		9-22-0	.29032	245	2-4-0		15	73	137	.50421	137
TOTALS		RPI 1-25	RPI 26-50		W-L RECORDS		RPI 51-100		RPI 101-150		RPI 150+
13-27-0		0-7-0	3-10-0		OVERALL		0-7-0		3-1-0		7-2-0
6-7-0		0-2-0	2-3-0		HOME		0-1-0		2-0-0		2-1-0
6-17-0		0-5-0	1-6-0		AWAY		0-5-0		0-0-0		5-1-0
1-3-0		0-0-0	0-1-0		NEUTRAL		0-1-0		1-1-0		0-0-0
9-22-0		0-7-0	1-6-0		NON-CONFERENCE		0-7-0		3-1-0		5-1-0
4-6-0		0-2-0	0-2-0		HOME		0-1-0		2-0-0		2-1-0
4-13-0		0-5-0	1-0-		AWAY		0-5-0		0-0-0		3-0-0
1-3-0		0-0-0	0-1-0		NEUTRAL		0-1-0		1-1-0		0-0-0
4-5-0		0-0-0	2-4-0		CONFERENCE		0-0-0		0-0-0		2-1-0
2-1-0		0-0-0	2-1-0		HOME		0-0-0		0-0-0		0-0-0
2-4-0		0-0-0	0-3-0		AWAY		0-0-0		0-0-0		2-1-0
0-0-0		0-0-0	0-0-0		NEUTRAL		0-0-0		0-0-0		0-0-0
RPI S	Opponent	Score	RPI S	Opponent	Score	RPI S	Opponent	Score	RPI S	Opponent	Score
3 H	Arkansas	2 8	30 A	Illinois St.	5 7	69 A	San Diego	4 14	105 N	Nevada	4 16
8 A	UC Santa Barbara	3 5	30 A	Illinois St.	1 7	87 N	Cal St. Fullerton	0 7	126 N	Utah	6 2
8 A	UC Santa Barbara	3 7	30 A	Illinois St.	3 5	91 A	Kansas	6 11	149 H	Central Ark.	15 3
8 A	UC Santa Barbara	1 11	32 A	Texas St.	0 10	91 H	Kansas	5 9	149 H	Central Ark.	9 7
21 A	Oklahoma St.	2 13	36 A	Oklahoma	2 11	97 A	Arkansas St.	4 6	168 H	New Orleans	8 3
25 A	Missouri	2 6	36 A	Oklahoma	11 8	97 A	Arkansas St.	2 14	168 H	New Orleans	6 1
25 H	Missouri	6 14	36 A	Oklahoma	1 6	97 A	Arkansas St.	4 16	168 H	New Orleans	12 20
			37 H	UC Irvine	2 3				176 A	Southern Ill.	2 4
			37 H	UC Irvine	1 4				176 A	Southern Ill.	10 5
			40 H	Indiana St.	6 5				176 A	Southern Ill.	13 4
			40 H	Indiana St.	1 0				191 A	Murray St.	15 10
			40 H	Indiana St.	0 12				205 A	Oral Roberts	11 2
			47 N	Fresno St.	2 3				271 A	Southeast Mo. St.	8 2
LAST 10 GAMES											
			30 A	Illinois St.	3 5	168 H	New Orleans	6 1			
			30 A	Illinois St.	5 7	168 H	New Orleans	8 3			
			176 A	Southern Ill.	2 4	25 H	Missouri	6 14			
			25 A	Missouri	2 6	30 A	Illinois St.	1 7			
			168 H	New Orleans	12 20	91 A	Kansas	6 11			

Non-Div. I Games:

Missouri St.

Average RPI Win: 189		WON-LOST	WINNING	LAST 10	STRENGTH OF		OPP. STRENGTH	TEAM	ADJ	CONF.	ADJ CONF.
Average RPI Loss: 120		RECORD	PCT. RANK	GAMES	SCHEDULE		OF SCHEDULE	RPI	RPI	RPI	RPI
DIV. I ONLY		24-16-0	.6	75	5-5-0		158	172	116	.51684	116
DIV. I NON-CONF.		15-10-0	.6	97	0-3-0		180	190	129	.50871	129
TOTALS		RPI 1-25	RPI 26-50		W-L RECORDS		RPI 51-100		RPI 101-150		RPI 150+
24-16-0	1-2-0	0-1-0		OVERALL		3-4-0		6-4-0		14-5-0	
17-6-0	0-0-0	0-0-0		HOME		1-1-0		4-3-0		12-2-0	
7-10-0	1-2-0	0-1-0		AWAY		2-3-0		2-1-0		2-3-0	
0-0-0	0-0-0	0-0-0		NEUTRAL		0-0-0		0-0-0		0-0-0	
15-10-0	1-2-0	0-1-0		NON-CONFERENCE		2-2-0		3-1-0		9-4-0	
13-4-0	0-0-0	0-0-0		HOME		1-1-0		3-1-0		9-2-0	
2-6-0	1-2-0	0-0-0		AWAY		1-1-0		0-0-0		0-2-0	
0-0-0	0-0-0	0-0-0		NEUTRAL		0-0-0		0-0-0		0-0-0	
9-6-0	0-0-0	0-0-0		CONFERENCE		1-2-0		3-3-0		5-1-0	
4-2-0	0-0-0	0-0-0		HOME		0-0-0		1-2-0		3-0-0	
5-4-0	0-0-0	0-0-0		AWAY		1-2-0		2-1-0		2-1-0	
0-0-0	0-0-0	0-0-0		NEUTRAL		0-0-0		0-0-0		0-0-0	
RPI S	Opponent	Score		RPI S	Opponent	Score		RPI S	Opponent	Score	
8 A	UC Santa Barbara	2	8	43 A	Arizona St.	9	15	63 A	San Diego St.	5	2
8 A	UC Santa Barbara	5	1					64 A	Washington	2	3
8 A	UC Santa Barbara	1	7					69 H	San Diego	4	5
								70 H	Kansas St.	7	6
								98 A	UTRGV	3	7
								98 A	UTRGV	6	3
								98 A	UTRGV	1	9
								104 H	Sacramento St.	0	1
								104 H	Sacramento St.	10	21
								104 H	Sacramento St.	6	5
								127 A	Grand Canyon	4	1
								127 A	Grand Canyon	8	0
								127 A	Grand Canyon	0	3
								138 H	Pacific	6	0
								138 H	Pacific	5	11
								138 H	Pacific	10	3
								138 H	Pacific	3	2
								182 H	CSUN	4	7
								206 A	UC Riverside	4	5
								206 A	UC Riverside	3	8
								206 H	UC Riverside	4	7
								233 H	Ohio	4	1
								233 H	Ohio	7	4
								233 H	Ohio	7	1
								233 H	Ohio	8	2
								235 H	CSU Bakersfield	6	0
								235 H	CSU Bakersfield	8	2
								235 H	CSU Bakersfield	4	1
								254 A	Seattle U	12	10
								254 A	Seattle U	1	11
								254 A	Seattle U	4	2
								272 H	Northern Ill.	8	0
								272 H	Northern Ill.	10	7
								272 H	Northern Ill.	8	4
LAST 10 GAMES				206 H	UC Riverside	4	7	98 A	UTRGV	1	9
				272 H	Northern Ill.	4	2	98 A	UTRGV	6	3
				233 H	Ohio	4	1	69 H	San Diego	4	5
				182 H	CSUN	4	7	235 H	CSU Bakersfield	8	2
				98 A	UTRGV	3	7	235 H	CSU Bakersfield	6	0

Non-Div. I Games:

California Baptist

RPI	S	Opponent	Score	
272	H	Northern Ill.	4	2
291	H	Fairleigh Dickinson	5	1

California Baptist

C  
a  
l  
i  
f  
o  
r  
n  
i  
a  
B  
a  
p  
t  
i  
s  
t

C  
a  
l  
i  
f  
o  
r  
n  
i  
a  
B  
a  
p  
t  
i  
s  
t

T  
r  
o  
y

Troy



Average RPI Win: 196		WON-LOST RECORD	WINNING PCT. RANK	LAST 10 GAMES	STRENGTH OF SCHEDULE	OPP. STRENGTH OF SCHEDULE	TEAM RPI	ADJ RPI	CONF. RPI	ADJ CONF. RPI							
Average RPI Loss: 129																	
DIV. I ONLY		30-11-0	.73171	19	8-2-0	267	89	119	.51557	118	16	16					
DIV. I NON-CONF.		19-10-0	.65517	65	2-2-0	268	67	147	.50079	147	18	18					
<hr/>																	
TOTALS		RPI 1-25		RPI 26-50		W-L RECORDS		RPI 51-100		RPI 101-150		RPI 150+					
30-11-0		0-2-0		0-0-0		OVERALL		5-2-0		2-2-0		23-5-0					
21-6-0		0-1-0		0-0-0		HOME		5-2-0		0-0-0		16-3-0					
9-5-0		0-1-0		0-0-0		AWAY		0-0-0		2-2-0		7-2-0					
0-0-0		0-0-0		0-0-0		NEUTRAL		0-0-0		0-0-0		0-0-0					
19-10-0		0-2-0		0-0-0		NON-CONFERENCE		2-2-0		2-2-0		15-4-0					
12-6-0		0-1-0		0-0-0		HOME		2-2-0		0-0-0		10-3-0					
7-4-0		0-1-0		0-0-		AWAY		0-0-0		2-2-0		5-1-0					
0-0-0		0-0-0		0-0-0		NEUTRAL		0-0-0		0-0-0		0-0-0					
11-1-0		0-0-0		0-0-0		CONFERENCE		3-0-0		0-0-0		8-1-0					
9-0-0		0-0-0		0-0-0		HOME		3-0-0		0-0-0		6-0-0					
2-1-0		0-0-0		0-0-0		AWAY		0-0-0		0-0-0		2-1-0					
0-0-0		0-0-0		0-0-0		NEUTRAL		0-0-0		0-0-0		0-0-0					
RPI	S	Opponent		Score		RPI	S	Opponent		Score		RPI	S	Opponent		Score	
2	A	Vanderbilt		6	11							117	A	Troy		15	5
12	H	Mississippi St.		4	6							53	H	Alabama		2	21
												59	H	Xavier		1	7
												59	H	Xavier		10	9
												59	H	Xavier		10	7
												90	H	UNC Greensboro		14	0
												90	H	UNC Greensboro		7	3
												90	H	UNC Greensboro		3	2
												161	A	Jacksonville St.		5	3
												164	H	Furman		14	4
												164	H	Furman		3	0
												164	H	Furman		8	4
												165	A	UAB		0	9
												165	H	UAB		2	7
												209	H	Maine		5	2
												209	H	Maine		4	0
												209	H	Maine		4	6
												212	H	Kennesaw St.		6	3
												212	H	Kennesaw St.		3	2
												212	H	Kennesaw St.		6	5
												218	H	UT Martin		6	3
												218	H	UT Martin		1	3
												218	H	UT Martin		14	4
												224	A	Georgia St.		2	1
												224	A	Georgia St.		8	6
												224	A	Georgia St.		13	2
												247	H	North Ala.		9	1
												261	A	VMI		4	5
												261	A	VMI		13	4
												261	A	VMI		4	0
												265	A	Alabama St.		10	5
<hr/>																	
LAST 10 GAMES																	
												296	H	Alabama A&M		4	2
												90	H	UNC Greensboro		14	0
												90	H	UNC Greensboro		3	2
												90	H	UNC Greensboro		7	3
												117	A	Troy		15	5
												277	H	The Citadel		10	3
												277	H	The Citadel		6	2
												277	H	The Citadel		8	4
												53	H	Alabama		2	21
												218	H	UT Martin		1	3

Non-Div. I Games:

Samford

RPI	S	Opponent	Score	
265	H	Alabama St.	8	3
277	H	The Citadel	8	4
277	H	The Citadel	6	2
277	H	The Citadel	10	3
296	H	Alabama A&M	4	2

Samford

S  
a  
m  
f  
o  
r  
d

S  
a  
m  
f  
o  
r  
d

[illegible]

Non-Div. I Games:	LSU-Alexandria	6	3
-------------------	----------------	---	---

Northwestern St.

Average RPI Win:		95	WON-LOST RECORD		WINNING PCT. RANK		LAST 10 GAMES		STRENGTH OF SCHEDULE		OPP. STRENGTH OF SCHEDULE		TEAM RPI		ADJ RPI		CONF. RPI		ADJ CONF. RPI				
DIV. I ONLY			20-24-0		.45455	185	3-7-0		52		51		121		.51538		120	9		9			
DIV. I NON-CONF.			12-14-0		.46154	169	1-3-0		32		23		99		.5253		99	8		8			
TOTALS		RPI 1-25		RPI 26-50		W-L RECORDS		RPI 51-100		RPI 101-150		RPI 150+											
20-24-0		1-0-0		1-4-0		OVERALL		11-13-0		5-4-0		2-3-0											
13-12-0		0-0-0		1-3-0		HOME		8-4-0		3-2-0		1-3-0											
6-12-0		0-0-0		0-1-0		AWAY		3-9-0		2-2-0		1-0-0											
1-0-0		1-0-0		0-0-0		NEUTRAL		0-0-0		0-0-0		0-0-0											
12-14-0		1-0-0		1-4-0		NON-CONFERENCE		7-8-0		2-1-0		1-1-0											
8-8-0		0-0-0		1-3-0		HOME		6-3-0		1-1-0		0-1-0											
3-6-0		0-0-0		0-0-		AWAY		1-5-0		1-0-0		1-0-0											
1-0-0		1-0-0		0-0-0		NEUTRAL		0-0-0		0-0-0		0-0-0											
8-10-0		0-0-0		0-0-0		CONFERENCE		4-5-0		3-3-0		1-2-0											
5-4-0		0-0-0		0-0-0		HOME		2-1-0		2-1-0		1-2-0											
3-6-0		0-0-0		0-0-0		AWAY		2-4-0		1-2-0		0-0-0											
0-0-0		0-0-0		0-0-0		NEUTRAL		0-0-0		0-0-0		0-0-0											
RPI	S	Opponent		Score		RPI	S	Opponent		Score		RPI	S	Opponent		Score		RPI	S	Opponent		Score	
20	N	LSU		6	5	31	A	Louisiana Tech		2	3	54	A	Southern Miss.		6	7	101	H	South Alabama		8	4
						31	H	Louisiana Tech		3	11	54	H	Southern Miss.		6	5	101	H	South Alabama		2	9
						39	H	Texas		5	6	55	A	UT Arlington		3	7	101	H	South Alabama		4	1
						39	H	Texas		1	3	55	A	UT Arlington		5	9	117	A	Troy		4	3
						39	H	Texas		8	6	55	A	UT Arlington		8	9	117	A	Troy		6	10
												66	H	Loyola Marymount		5	0	117	A	Troy		4	5
												66	H	Loyola Marymount		1	4	119	H	Northwestern St.		8	3
												66	H	Loyola Marymount		3	7	123	A	McNeese		16	10
												77	A	Sam Houston St.		2	9	123	H	McNeese		3	6
												77	A	Sam Houston St.		8	9	168	H	New Orleans		3	10
												77	A	Sam Houston St.		5	7	170	A	Nicholls St.		3	1
												82	A	Southeastern La.		9	8	172	H	Appalachian St.		7	4
												82	H	Southeastern La.		8	2	172	H	Appalachian St.		5	6
												84	H	Maryland		2	4	172	H	Appalachian St.		5	6
												84	H	Maryland		2	1						
												84	H	Maryland		4	3						
												89	A	Tulane		3	7						
												89	H	Tulane		7	6						
												97	H	Arkansas St.		14	5						
												97	H	Arkansas St.		6	1						
						LAST 10 GAMES																	
						84	H	Maryland		4	3												
						84	H	Maryland		2	1												
						54	A	Southern Miss.		6	7												
						55	A	UT Arlington		5	9												
						55	A	UT Arlington		3	7												

Non-Div. I Games:

Louisiana

RPI	S	Opponent	Score	
97	H	Arkansas St.	6	12
99	A	Little Rock	4	2
99	A	Little Rock	16	10
99	A	Little Rock	1	4
55	A	UT Arlington	8	9
20	N	LSU	6	5
101	H	South Alabama	4	1
101	H	South Alabama	8	4
101	H	South Alabama	2	9

L  
o  
u  
i  
s  
i  
a  
n  
a

L  
o  
u  
i  
s  
i  
a  
n  
a

Average RPI Win:	155	WON-LOST	WINNING	LAST 10	STRENGTH OF	OPP. STRENGTH	TEAM	ADJ	CONF.	ADJ CONF.					
Average RPI Loss:	125	RECORD	PCT. RANK	GAMES	SCHEDULE	OF SCHEDULE	RPI	RPI	RPI	RPI					
DIV. I ONLY		24-15-0	.61538	65	8-2-0	193	80	122	.51536	121	11	11			
DIV. I NON-CONF.		17-4-0	.80952	14	2-0-0	161	125	41	.57198	41	11	11			
<hr/>															
TOTALS	RPI 1-25	RPI 26-50		W-L RECORDS		RPI 51-100		RPI 101-150		RPI 150+					
24-15-0	0-0-0	0-0-0		OVERALL		5-5-0		7-7-0		12-3-0					
16-8-0	0-0-0	0-0-0		HOME		2-0-0		4-6-0		10-2-0					
8-7-0	0-0-0	0-0-0		AWAY		3-5-0		3-1-0		2-1-0					
0-0-0	0-0-0	0-0-0		NEUTRAL		0-0-0		0-0-0		0-0-0					
<hr/>															
17-4-0	0-0-0	0-0-0		NON-CONFERENCE		5-2-0		3-2-0		9-0-0					
13-2-0	0-0-0	0-0-0		HOME		2-0-0		2-2-0		9-0-0					
4-2-0	0-0-0	0-0-		AWAY		3-2-0		1-0-0		0-0-0					
0-0-0	0-0-0	0-0-0		NEUTRAL		0-0-0		0-0-0		0-0-0					
<hr/>															
7-11-0	0-0-0	0-0-0		CONFERENCE		0-3-0		4-5-0		3-3-0					
3-6-0	0-0-0	0-0-0		HOME		0-0-0		2-4-0		1-2-0					
4-5-0	0-0-0	0-0-0		AWAY		0-3-0		2-1-0		2-1-0					
0-0-0	0-0-0	0-0-0		NEUTRAL		0-0-0		0-0-0		0-0-0					
<hr/>															
RPI	S	Opponent	Score	RPI	S	Opponent	Score	RPI	S	Opponent	Score				
						54	A	Southern Miss.	0	11	111	A	William & Mary	4	2
						54	A	Southern Miss.	0	9	111	H	William & Mary	6	3
						54	A	Southern Miss.	4	14	136	H	FIU	7	2
						61	H	Campbell	4	3	136	H	FIU	6	12
						70	A	Kansas St.	8	2	136	H	FIU	8	6
						70	A	Kansas St.	2	6	137	H	Rice	10	14
						70	A	Kansas St.	5	0	137	H	Rice	2	11
						73	A	VCU	7	5	137	H	Rice	1	3
						73	H	VCU	6	5	139	A	UTSA	10	6
						93	A	Virginia	2	4	139	A	UTSA	3	4
											139	A	UTSA	14	13
											148	H	High Point	5	7
											148	H	High Point	4	5
											148	H	High Point	7	0
											162	H	Rutgers	12	5
											162	H	Rutgers	12	2
											162	H	Rutgers	3	2
											165	A	UAB	14	7
											165	A	UAB	5	6
											165	A	UAB	9	5
							197	H	Binghamton	2	1				
							197	H	Binghamton	12	9				
LAST 10 GAMES						136	H	FIU	6	12	203	H	Charlotte	10	0
						137	H	Rice	2	11	136	H	FIU	8	6
						137	H	Rice	10	14	73	A	VCU	7	5
						148	H	High Point	4	5	139	A	UTSA	10	6
						148	H	High Point	7	0	250	H	Princeton	15	1
						136	H	FIU	7	2	250	H	Princeton	3	1

Non-Div. I Games:

Old Dominion

Old Dominion

Average RPI Win: 223		WON-LOST	WINNING	LAST 10	STRENGTH OF		OPP. STRENGTH	TEAM	ADJ	CONF.	ADJ CONF.							
Average RPI Loss: 146		RECORD	PCT. RANK	GAMES	SCHEDULE		OF SCHEDULE	RPI	RPI	RPI	RPI							
DIV. I ONLY		17-20-0	.45946	182	4-6-0		99	252	117	.51499	122							
DIV. I NON-CONF.		7-9-0	.4375	176	1-1-0		46	264	83	.53327	86							
TOTALS		RPI 1-25	RPI 26-50		W-L RECORDS		RPI 51-100		RPI 101-150		RPI 150+							
17-20-0		0-3-0	0-1-0		OVERALL		1-2-0		0-0-0		16-14-0							
4-4-0		0-0-0	0-0-0		HOME		0-0-0		0-0-0		4-4-0							
13-16-0		0-3-0	0-1-0		AWAY		1-2-0		0-0-0		12-10-0							
0-0-0		0-0-0	0-0-0		NEUTRAL		0-0-0		0-0-0		0-0-0							
7-9-0		0-3-0	0-1-0		NON-CONFERENCE		0-0-0		0-0-0		7-5-0							
1-1-0		0-0-0	0-0-0		HOME		0-0-0		0-0-0		1-1-0							
6-8-0		0-3-0	0-0-		AWAY		0-0-0		0-0-0		6-4-0							
0-0-0		0-0-0	0-0-0		NEUTRAL		0-0-0		0-0-0		0-0-0							
10-11-0		0-0-0	0-0-0		CONFERENCE		1-2-0		0-0-0		9-9-0							
3-3-0		0-0-0	0-0-0		HOME		0-0-0		0-0-0		3-3-0							
7-8-0		0-0-0	0-0-0		AWAY		1-2-0		0-0-0		6-6-0							
0-0-0		0-0-0	0-0-0		NEUTRAL		0-0-0		0-0-0		0-0-0							
RPI	S	Opponent	Score	RPI	S	Opponent	Score	RPI	S	Opponent	Score							
3	A	Arkansas	7 15	30	A	Illinois St.	0 3	100	A	Morehead St.	5 4							
3	A	Arkansas	2 3					100	A	Morehead St.	8 11							
3	A	Arkansas	3 12					100	A	Morehead St.	8 10							
										161	A Jacksonville St.							
										5	6							
										161	A Jacksonville St.							
										5	4							
										161	A Jacksonville St.							
										5	12							
										176	H Southern Ill.							
										8	9							
										178	H Eastern Ky.							
										10	9							
										178	H Eastern Ky.							
										3	7							
										178	H Eastern Ky.							
										3	4							
										185	A Western Ky.							
										9	10							
										185	A Western Ky.							
										8	1							
										185	A Western Ky.							
										4	5							
										190	A Belmont							
										9	6							
										190	A Belmont							
										1	5							
										190	A Belmont							
										7	9							
										191	A Murray St.							
										1	3							
										191	A Murray St.							
										6	14							
										191	A Murray St.							
										8	3							
										210	A Southern U.							
										4	2							
										210	A Southern U.							
										6	1							
										210	A Southern U.							
										8	10							
										210	A Southern U.							
										3	5							
										246	A Butler							
										2	0							
										257	A Tennessee Tech							
										15	5							
										257	A Tennessee Tech							
										13	2							
										257	A Tennessee Tech							
										13	12							
										265	A Alabama St.							
										15	6							
										265	A Alabama St.							
										9	4							
										271	H Southeast Mo. St.							
										9	10							
Non-Div. I Games:		Robert Morris (IL)	10	14	Robert Morris-Peoria		13	2	Lindenwood (IL)		5	2	Illinois Col.		11	1	Eastern Ill.	



RPI	S	Opponent	Score	
271	H	Southeast Mo. St.	9	6
271	H	Southeast Mo. St.	1	0
273	H	Chicago St.	6	3

Eastern Ill.

E  
a  
s  
t  
e  
r  
n  
I  
l  
l  
.

E  
a  
s  
t  
e  
r  
n  
I  
l  
l  
.

Average RPI Win: 145		WON-LOST RECORD	WINNING PCT. RANK	LAST 10 GAMES	STRENGTH OF SCHEDULE	OPP. STRENGTH OF SCHEDULE	TEAM RPI	ADJ RPI	CONF. RPI	ADJ CONF. RPI							
Average RPI Loss: 100																	
DIV. I ONLY		20-20-0	.5 149	4-6-0	112	100	123	.51455 123	12	12							
DIV. I NON-CONF.		11-8-0	.57895 111	1-0-0	102	37	68	.54558 68	13	13							
<hr/>																	
TOTALS		RPI 1-25		RPI 26-50		W-L RECORDS		RPI 51-100		RPI 101-150		RPI 150+					
20-20-0		1-1-0		2-3-0		OVERALL		1-7-0		7-7-0		9-2-0					
10-10-0		0-1-0		1-2-0		HOME		0-4-0		0-1-0		9-2-0					
10-10-0		1-0-0		1-1-0		AWAY		1-3-0		7-6-0		0-0-0					
0-0-0		0-0-0		0-0-0		NEUTRAL		0-0-0		0-0-0		0-0-0					
11-8-0		1-1-0		2-3-0		NON-CONFERENCE		0-1-0		5-3-0		3-0-0					
4-4-0		0-1-0		1-2-0		HOME		0-0-0		0-1-0		3-0-0					
7-4-0		1-0-0		1-0-		AWAY		0-1-0		5-2-0		0-0-0					
0-0-0		0-0-0		0-0-0		NEUTRAL		0-0-0		0-0-0		0-0-0					
9-12-0		0-0-0		0-0-0		CONFERENCE		1-6-0		2-4-0		6-2-0					
6-6-0		0-0-0		0-0-0		HOME		0-4-0		0-0-0		6-2-0					
3-6-0		0-0-0		0-0-0		AWAY		1-2-0		2-4-0		0-0-0					
0-0-0		0-0-0		0-0-0		NEUTRAL		0-0-0		0-0-0		0-0-0					
RPI	S	Opponent		Score		RPI	S	Opponent		Score		RPI	S	Opponent		Score	
16	H	Creighton		7	11	31	A	Louisiana Tech		4	10	77	A	Sam Houston St.		4	5
20	A	LSU		2	0	32	H	Texas St.		10	18	77	A	Sam Houston St.		4	3
						32	H	Texas St.		3	5	77	A	Sam Houston St.		3	6
						38	A	Houston		13	5	82	H	Southeastern La.		3	12
						38	H	Houston		1	0	88	H	Incarnate Word		5	6
												88	H	Incarnate Word		1	4
												88	H	Incarnate Word		6	8
												89	A	Tulane		3	9
														</			

Non-Div. I Games:

McNeese

Average RPI Win:		142	WON-LOST RECORD		WINNING PCT. RANK		LAST 10 GAMES		STRENGTH OF SCHEDULE		OPP. STRENGTH OF SCHEDULE		TEAM RPI		ADJ RPI		CONF. RPI		ADJ CONF. RPI					
DIV. I ONLY			18-22-0		.45		187		5-5-0		64		110		124		.51454		124		5		5	
DIV. I NON-CONF.			10-15-0		.4		196		2-2-0		124		197		196		.47551		196		5		5	
TOTALS		RPI 1-25		RPI 26-50				W-L RECORDS				RPI 51-100				RPI 101-150				RPI 150+				
18-22-0		3-6-0		1-5-0				OVERALL				4-5-0				4-2-0				6-4-0				
11-8-0		1-1-0		0-0-0				HOME				4-4-0				1-1-0				5-2-0				
7-14-0		2-5-0		1-5-0				AWAY				0-1-0				3-1-0				1-2-0				
0-0-0		0-0-0		0-0-0				NEUTRAL				0-0-0				0-0-0				0-0-0				
10-15-0		1-5-0		0-3-0				NON-CONFERENCE				1-2-0				2-1-0				6-4-0				
8-5-0		1-1-0		0-0-0				HOME				1-1-0				1-1-0				5-2-0				
2-10-0		0-4-0		0-0-				AWAY				0-1-0				1-0-0				1-2-0				
0-0-0		0-0-0		0-0-0				NEUTRAL				0-0-0				0-0-0				0-0-0				
8-7-0		2-1-0		1-2-0				CONFERENCE				3-3-0				2-1-0				0-0-0				
3-3-0		0-0-0		0-0-0				HOME				3-3-0				0-0-0				0-0-0				
5-4-0		2-1-0		1-2-0				AWAY				0-0-0				2-1-0				0-0-0				
0-0-0		0-0-0		0-0-0				NEUTRAL				0-0-0				0-0-0				0-0-0				
RPI	S	Opponent		Score		RPI	S	Opponent		Score		RPI	S	Opponent		Score		RPI	S	Opponent		Score		
5	H	Louisville		0	12	38	A	Houston		1	3	59	H	Xavier		2	1	133	H	Miami (OH)		15	5	
15	A	Auburn		0	5	38	A	Houston		3	2	76	H	UCF		0	15	133	H	Miami (OH)		8	12	
15	A	Auburn		5	9	38	A	Houston		4	8	76	H	UCF		8	3	135	A	South Fla.		2	4	
15	A	Auburn		0	5	50	A	Fla. Atlantic		7	8	76	H	UCF		7	6	135	A	South Fla.		6	5	
22	A	Indiana		1	7	50	A	Fla. Atlantic		0	9	86	A	Wright St.		4	10	135	A	South Fla.		4	1	
22	H	Indiana		7	5	50	A	Fla. Atlantic		3	5	86	H	Wright St.		3	8	140	A	Ohio St.		9	5	
24	A	UConn		1	5							89	H	Tulane		1	8	207	A	Houston Baptist		5	4	
24	A	UConn		10	4							89	H	Tulane		4	19	207	A	Houston Baptist		4	5	
24	A	UConn		5	4							89	H	Tulane		7	6	207	A	Houston Baptist		1	2	
																		275	H	Bowling Green		4	3	
																		275	H	Bowling Green		4	3	
																		275	H	Bowling Green		4	3	
																		279	H	Northern Ky.		14	6	
																		289	H	Niagara		5	0	
																		289	H	Niagara		1	2	
																		289	H	Niagara		7	8	
LAST 10 GAMES																								
						76	H	UCF		7	6	5	H	Louisville		0	12							
						76	H	UCF		8	3	38	A	Houston		4	8							
						89	H	Tulane		1	8	38	A	Houston		1	3							
						89	H	Tulane		4	19	38	A	Houston		3	2							
						279	H	Northern Ky.		14	6	133	H	Miami (OH)		15	5							

Non-Div. I Games:

Cincinnati

Average RPI Win: 157		WON-LOST	WINNING	LAST 10	STRENGTH OF		OPP. STRENGTH	TEAM	ADJ	CONF.	ADJ CONF.
Average RPI Loss: 105		RECORD	PCT. RANK	GAMES	SCHEDULE		OF SCHEDULE	RPI	RPI	RPI	RPI
DIV. I ONLY		20-18-0	.52632	129	6-4-0		93	114	126	.51396	125
DIV. I NON-CONF.		15-12-0	.55556	123	4-1-0		145	202	153	.49902	153
TOTALS		RPI 1-25	RPI 26-50		W-L RECORDS		RPI 51-100		RPI 101-150		RPI 150+
20-18-0		2-5-0	2-3-0		OVERALL		3-3-0		0-0-0		13-7-0
14-10-0		1-2-0	2-2-0		HOME		1-1-0		0-0-0		10-5-0
6-8-0		1-3-0	0-1-0		AWAY		2-2-0		0-0-0		3-2-0
0-0-0		0-0-0	0-0-0		NEUTRAL		0-0-0		0-0-0		0-0-0
15-12-0		1-3-0	0-2-0		NON-CONFERENCE		1-0-0		0-0-0		13-7-0
11-8-0		1-2-0	0-1-0		HOME		0-0-0		0-0-0		10-5-0
4-4-0		0-1-0	0-0-		AWAY		1-0-0		0-0-0		3-2-0
0-0-0		0-0-0	0-0-0		NEUTRAL		0-0-0		0-0-0		0-0-0
5-6-0		1-2-0	2-1-0		CONFERENCE		2-3-0		0-0-0		0-0-0
3-2-0		0-0-0	2-1-0		HOME		1-1-0		0-0-0		0-0-0
2-4-0		1-2-0	0-0-0		AWAY		1-2-0		0-0-0		0-0-0
0-0-0		0-0-0	0-0-0		NEUTRAL		0-0-0		0-0-0		0-0-0
RPI S	Opponent	Score	RPI S	Opponent	Score	RPI S	Opponent	Score	RPI S	Opponent	Score
3 A	Arkansas	3 10	28 A	Ole Miss	2 5	85 A	Wichita St.	3 7	176 H	Southern Ill.	1 2
22 H	Indiana	6 3	28 H	Ole Miss	6 9	85 A	Wichita St.	4 8	176 H	Southern Ill.	7 2
22 H	Indiana	0 6	38 H	Houston	6 4	85 A	Wichita St.	6 3	185 A	Western Ky.	12 4
22 H	Indiana	1 6	38 H	Houston	7 3	89 H	Tulane	11 8	185 A	Western Ky.	10 4
24 A	UConn	2 4	38 H	Houston	3 4	89 H	Tulane	5 20	185 A	Western Ky.	9 6
24 A	UConn	1 3				97 A	Arkansas St.	7 4	187 A	Lipscomb	2 3
24 A	UConn	7 1							191 H	Murray St.	6 10
									198 H	Middle Tenn.	1 2
									198 H	Middle Tenn.	7 5
									198 H	Middle Tenn.	8 6
									210 H	Southern U.	1 6
									210 H	UNCW	7 4
									210 H	Southern U.	10 1
									210 H	UNCW	6 15
									210 H	UNCW	10 8
									210 H	Southern U.	14 12
									247 H	North Ala.	3 2
									247 H	North Ala.	18 11
									271 A	Southeast Mo. St.	6 7
									284 H	Mississippi Val.	8 1
LAST 10 GAMES											
210 H	Southern U.	10 1	185 A	Western Ky.	12 4						
210 H	Southern U.	14 12	198 H	Middle Tenn.	8 6						
38 H	Houston	6 4	198 H	Middle Tenn.	7 5						
38 H	Houston	7 3	247 H	North Ala.	18 11						
28 H	Ole Miss	6 9	247 H	North Ala.	3 2						

Non-Div. I Games:

Memphis

Average RPI Win: 119		WON-LOST	WINNING	LAST 10	STRENGTH OF		OPP. STRENGTH	TEAM	ADJ	CONF.	ADJ CONF.
Average RPI Loss: 58		RECORD	PCT. RANK	GAMES	SCHEDULE		OF SCHEDULE	RPI	RPI	RPI	RPI
DIV. I ONLY		12-22-0	.35294	242	4-6-0		30	30	127	.51339	126
DIV. I NON-CONF.		8-8-0	.5	143	1-1-0		123	89	108	.52248	108
TOTALS		RPI 1-25	RPI 26-50		W-L RECORDS		RPI 51-100		RPI 101-150		RPI 150+
12-22-0		0-7-0	2-6-0		OVERALL		5-6-0		3-2-0		2-1-0
5-7-0		0-0-0	2-5-0		HOME		2-2-0		0-0-0		1-0-0
3-13-0		0-7-0	0-1-0		AWAY		2-3-0		1-1-0		0-1-0
4-2-0		0-0-0	0-0-0		NEUTRAL		1-1-0		2-1-0		1-0-0
8-8-0		0-1-0	1-1-0		NON-CONFERENCE		2-3-0		3-2-0		2-1-0
2-1-0		0-0-0	1-0-0		HOME		0-1-0		0-0-0		1-0-0
2-5-0		0-1-0	0-0-		AWAY		1-1-0		1-1-0		0-1-0
4-2-0		0-0-0	0-0-0		NEUTRAL		1-1-0		2-1-0		1-0-0
4-14-0		0-6-0	1-5-0		CONFERENCE		3-3-0		0-0-0		0-0-0
3-6-0		0-0-0	1-5-0		HOME		2-1-0		0-0-0		0-0-0
1-8-0		0-6-0	0-0-0		AWAY		1-2-0		0-0-0		0-0-0
0-0-0		0-0-0	0-0-0		NEUTRAL		0-0-0		0-0-0		0-0-0
RPI S	Opponent	Score	RPI S	Opponent	Score	RPI S	Opponent	Score	RPI S	Opponent	Score
6 A	Oregon St.	2 3	32 A	Texas St.	3 8	63 A	San Diego St.	2 3	105 N	Nevada	6 3
6 A	Oregon St.	2 6	34 H	Oregon	3 6	65 H	Gonzaga	3 5	106 A	UNLV	16 7
6 A	Oregon St.	0 11	34 H	Oregon	4 9	69 A	San Diego	6 5	114 N	Missouri St.	2 6
9 A	East Carolina	6 7	34 H	Oregon	6 9	70 N	Kansas St.	4 6	127 A	Grand Canyon	2 11
11 A	Stanford	6 7	42 H	BYU	8 6	86 N	Wright St.	12 8	132 N	Western Caro.	14 0
11 A	Stanford	4 7	43 H	Arizona St.	6 3	92 H	Southern California	5 4	274 A	Utah Valley	3 6
11 A	Stanford	3 7	43 H	Arizona St.	5 8	92 H	Southern California	0 6	274 H	Utah Valley	11 5
			43 H	Arizona St.	6 11	92 H	Southern California	5 4	289 N	Niagara	10 6
						94 A	Arizona	7 18			
						94 A	Arizona	0 8			
						94 A	Arizona	21 10			
LAST 10 GAMES											
6 A	Oregon St.	0 11	43 H	Arizona St.	5 8						
34 H	Oregon	6 9	43 H	Arizona St.	6 11						
34 H	Oregon	3 6	274 H	Utah Valley	11 5						
274 A	Utah Valley	3 6	92 H	Southern California	5 4						
43 H	Arizona St.	6 3	92 H	Southern California	5 4						

Non-Div. I Games:

Utah

Average RPI Win: 145		WON-LOST	WINNING	LAST 10	STRENGTH OF		OPP. STRENGTH	TEAM	ADJ	CONF.	ADJ CONF.
Average RPI Loss: 88		RECORD	PCT. RANK	GAMES	SCHEDULE		OF SCHEDULE	RPI	RPI	RPI	RPI
DIV. I ONLY		21-18-0	.53846	119	4-6-0		126	75	128	.51266	127
DIV. I NON-CONF.		13-11-0	.54167	132	1-1-0		103	1	98	.52659	98
TOTALS		RPI 1-25	RPI 26-50		W-L RECORDS		RPI 51-100		RPI 101-150		RPI 150+
21-18-0		0-4-0	0-0-0		OVERALL		8-9-0		7-4-0		6-1-0
12-12-0		0-4-0	0-0-0		HOME		4-5-0		5-2-0		3-1-0
9-5-0		0-0-0	0-0-0		AWAY		4-3-0		2-2-0		3-0-0
0-1-0		0-0-0	0-0-0		NEUTRAL		0-1-0		0-0-0		0-0-0
13-11-0		0-4-0	0-0-0		NON-CONFERENCE		8-6-0		5-0-0		0-1-0
8-7-0		0-4-0	0-0-0		HOME		4-2-0		4-0-0		0-1-0
5-3-0		0-0-0	0-0-		AWAY		4-3-0		1-0-0		0-0-0
0-1-0		0-0-0	0-0-0		NEUTRAL		0-1-0		0-0-0		0-0-0
8-7-0		0-0-0	0-0-0		CONFERENCE		0-3-0		2-4-0		6-0-0
4-5-0		0-0-0	0-0-0		HOME		0-3-0		1-2-0		3-0-0
4-2-0		0-0-0	0-0-0		AWAY		0-0-0		1-2-0		3-0-0
0-0-0		0-0-0	0-0-0		NEUTRAL		0-0-0		0-0-0		0-0-0
RPI S	Opponent	Score	RPI S	Opponent	Score	RPI S	Opponent	Score	RPI S	Opponent	Score
11 H	Stanford	4 14				59 H	Xavier	25 18	105 A	Nevada	8 2
23 H	Illinois	2 5				59 H	Xavier	7 2	105 H	Nevada	3 2
23 H	Illinois	2 9				59 H	Xavier	6 0	106 H	UNLV	11 5
23 H	Illinois	3 6				59 H	Xavier	3 7	116 H	California Baptist	0 8
						75 A	TCU	4 1	116 H	California Baptist	1 4
						75 A	TCU	9 17	116 H	California Baptist	3 0
						75 A	TCU	5 6	126 H	Utah	11 2
						85 H	Wichita St.	9 1	130 H	Ball St.	12 2
						85 N	Wichita St.	7 8	150 A	New Mexico St.	7 4
						92 A	Southern California	7 3	150 A	New Mexico St.	2 9
						92 A	Southern California	4 2	150 A	New Mexico St.	4 9
						92 A	Southern California	1 7	206 H	UC Riverside	3 5
						94 A	Arizona	11 9	254 H	Seattle U	6 0
						94 H	Arizona	13 14	254 H	Seattle U	5 4
						98 H	UTRGV	2 3	254 H	Seattle U	14 4
						98 H	UTRGV	5 8	274 A	Utah Valley	9 4
						98 H	UTRGV	7 9	274 A	Utah Valley	11 4
									274 A	Utah Valley	14 4
LAST 10 GAMES											
	94 A	Arizona	11	9		98 H	UTRGV	5	8		
	254 H	Seattle U	5	4		98 H	UTRGV	2	3		
	254 H	Seattle U	6	0		94 H	Arizona	13	14		
	254 H	Seattle U	14	4		150 A	New Mexico St.	2	9		
	98 H	UTRGV	7	9		150 A	New Mexico St.	4	9		

Non-Div. I Games:

Grand Canyon

Average RPI Win:	213	WON-LOST RECORD	WINNING PCT. RANK	LAST 10 GAMES	STRENGTH OF SCHEDULE	OPP. STRENGTH OF SCHEDULE	TEAM RPI	ADJ RPI	CONF. RPI	ADJ CONF. RPI	
Average RPI Loss:	155										
DIV. I ONLY	26-11-0	.7027	26	5-5-0	281	209	125	.51233	128	24	24
DIV. I NON-CONF.	16-6-0	.72727	37	1-0-0	293	212	122	.51142	124	25	25
<hr/>											
TOTALS	RPI 1-25	RPI 26-50		W-L RECORDS		RPI 51-100		RPI 101-150		RPI 150+	
26-11-0	0-0-0	1-2-0		OVERALL		0-0-0		5-3-0		20-6-0	
5-1-0	0-0-0	0-0-0		HOME		0-0-0		2-1-0		3-0-0	
13-8-0	0-0-0	1-2-0		AWAY		0-0-0		3-2-0		9-4-0	
8-2-0	0-0-0	0-0-0		NEUTRAL		0-0-0		0-0-0		8-2-0	
<hr/>											
16-6-0	0-0-0	1-2-0		NON-CONFERENCE		0-0-0		3-2-0		12-2-0	
0-0-0	0-0-0	0-0-0		HOME		0-0-0		0-0-0		0-0-0	
8-4-0	0-0-0	1-0-		AWAY		0-0-0		3-2-0		4-0-0	
8-2-0	0-0-0	0-0-0		NEUTRAL		0-0-0		0-0-0		8-2-0	
<hr/>											
10-5-0	0-0-0	0-0-0		CONFERENCE		0-0-0		2-1-0		8-4-0	
5-1-0	0-0-0	0-0-0		HOME		0-0-0		2-1-0		3-0-0	
5-4-0	0-0-0	0-0-0		AWAY		0-0-0		0-0-0		5-4-0	
0-0-0	0-0-0	0-0-0		NEUTRAL		0-0-0		0-0-0		0-0-0	
<hr/>											
RPI S	Opponent	Score	RPI S	Opponent	Score	RPI S	Opponent	Score	RPI S	Opponent	Score
			30 A	Illinois St.	2 7				117 A	Troy	2 3
			30 A	Illinois St.	4 5				117 A	Troy	6 7
			30 A	Illinois St.	11 2				117 A	Troy	5 2
									117 A	Troy	5 3
									130 H	Ball St.	0 10
									130 H	Ball St.	5 0
									130 H	Ball St.	5 4
									131 A	Notre Dame	17 7
									157 A	Kent St.	4 12
									157 A	Kent St.	7 4
									157 A	Kent St.	4 10
									188 A	Michigan St.	8 6
									200 A	Lamar University	4 2
									200 A	Lamar University	10 6
									202 A	Toledo	18 3
									202 A	Toledo	3 4
									202 A	Toledo	7 1
									217 N	Hofstra	24 7
									223 N	Pittsburgh	4 3
									233 A	Ohio	6 2
									233 A	Ohio	11 12
									233 A	Ohio	5 3
									246 N	Butler	1 5
									251 A	Oakland	24 10
									272 H	Northern Ill.	6 4
									272 H	Northern Ill.	14 10
									272 H	Northern Ill.	5 2
<hr/>											
Non-Div. I Games:	Grand Valley St.	6 2	Cornerstone	10 5	Davenport	19 26	Central Mich.				

RPI	S	Opponent	Score	
285	N	Villanova	9	1
285	N	Villanova	7	13
293	N	Prairie View	15	2
293	N	Prairie View	12	3
297	N	Mt. St. Mary's	13	1
299	N	Saint Peter's	14	4
299	N	Saint Peter's	21	2

Central Mich.

C  
e  
n  
t  
r  
a  
l  
M  
i  
c  
h  
.

C  
e  
n  
t  
r  
a  
l  
M  
i  
c  
h  
.



Average RPI Win: 186		WON-LOST	WINNING	LAST 10	STRENGTH OF		OPP. STRENGTH	TEAM	ADJ	CONF.	ADJ CONF.
Average RPI Loss: 85		RECORD	PCT. RANK	GAMES	SCHEDULE		OF SCHEDULE	RPI	RPI	RPI	RPI
DIV. I ONLY		21-20-0	.5122	143	2-8-0		157	122	129	.51225	129
DIV. I NON-CONF.		18-5-0	.78261	20	1-1-0		273	167	78	.53911	78
TOTALS		RPI 1-25	RPI 26-50		W-L RECORDS		RPI 51-100		RPI 101-150		RPI 150+
21-20-0		1-0-0	1-3-0		OVERALL		4-14-0		3-2-0		12-1-0
8-6-0		0-0-0	1-0-0		HOME		1-6-0		0-0-0		6-0-0
10-14-0		0-0-0	0-3-0		AWAY		3-8-0		3-2-0		4-1-0
3-0-0		1-0-0	0-0-0		NEUTRAL		0-0-0		0-0-0		2-0-0
18-5-0		1-0-0	1-0-0		NON-CONFERENCE		1-2-0		3-2-0		12-1-0
7-1-0		0-0-0	1-0-0		HOME		0-1-0		0-0-0		6-0-0
8-4-0		0-0-0	0-0-		AWAY		1-1-0		3-2-0		4-1-0
3-0-0		1-0-0	0-0-0		NEUTRAL		0-0-0		0-0-0		2-0-0
3-15-0		0-0-0	0-3-0		CONFERENCE		3-12-0		0-0-0		0-0-0
1-5-0		0-0-0	0-0-0		HOME		1-5-0		0-0-0		0-0-0
2-10-0		0-0-0	0-3-0		AWAY		2-7-0		0-0-0		0-0-0
0-0-0		0-0-0	0-0-0		NEUTRAL		0-0-0		0-0-0		0-0-0
RPI S	Opponent	Score		RPI S	Opponent	Score		RPI S	Opponent	Score	
6 N	Oregon St.	5	1	34 H	Oregon	5	3	64 H	Washington	3	8
				42 A	BYU	1	3	65 H	Gonzaga	2	4
				42 A	BYU	1	11	65 H	Gonzaga	3	19
				42 A	BYU	1	10	65 H	Gonzaga	3	4
								66 H	Loyola Marymount	1	2
								66 H	Loyola Marymount	3	10
								66 H	Loyola Marymount	5	3
								69 A	San Diego	20	0
								69 A	San Diego	2	10
								69 A	San Diego	3	4
								74 A	Saint Mary's (CA)	0	1
								74 A	Saint Mary's (CA)	1	2
								74 A	Saint Mary's (CA)	2	4
								95 A	San Francisco	20	2
								95 A	San Francisco	1	2
								95 A	San Francisco	4	5
								98 A	UTRGV	1	2
								98 A	UTRGV	6	4
LAST 10 GAMES											
145 A	SFA	7	1	69 A	San Diego	20	0	290 H	Northern Colo.	8	5
145 A	SFA	7	8	69 A	San Diego	2	10	290 H	Northern Colo.	9	8
236 A	Hawaii	5	9	69 A	San Diego	3	4	290 H	Northern Colo.	4	0
290 H	Northern Colo.	8	5	65 H	Gonzaga	3	4				
64 H	Washington	3	8	65 H	Gonzaga	3	19				

Non-Div. I Games:

Portland

Average RPI Win: 211		WON-LOST RECORD	WINNING PCT. RANK	LAST 10 GAMES	STRENGTH OF SCHEDULE	OPP. STRENGTH OF SCHEDULE	TEAM RPI	ADJ RPI	CONF. RPI	ADJ CONF. RPI	
Average RPI Loss: 119											
DIV. I ONLY		23-15-0	.60526 72	6-4-0	194	244	130	.51213 130	24	24	
DIV. I NON-CONF.		14-11-0	.56 120	1-2-0	227	195	152	.49917 152	25	25	
<hr/>											
TOTALS		RPI 1-25	RPI 26-50		W-L RECORDS		RPI 51-100		RPI 101-150		RPI 150+
23-15-0		0-3-0	0-0-0		OVERALL		1-4-0		5-4-0		17-4-0
12-1-0		0-0-0	0-0-0		HOME		0-0-0		0-0-0		12-1-0
4-10-0		0-1-0	0-0-0		AWAY		1-3-0		3-4-0		0-2-0
7-4-0		0-2-0	0-0-0		NEUTRAL		0-1-0		2-0-0		5-1-0
14-11-0		0-3-0	0-0-0		NON-CONFERENCE		1-4-0		2-1-0		11-3-0
6-0-0		0-0-0	0-0-0		HOME		0-0-0		0-0-0		6-0-0
1-7-0		0-1-0	0-0-		AWAY		1-3-0		0-1-0		0-2-0
7-4-0		0-2-0	0-0-0		NEUTRAL		0-1-0		2-0-0		5-1-0
9-4-0		0-0-0	0-0-0		CONFERENCE		0-0-0		3-3-0		6-1-0
6-1-0		0-0-0	0-0-0		HOME		0-0-0		0-0-0		6-1-0
3-3-0		0-0-0	0-0-0		AWAY		0-0-0		3-3-0		0-0-0
0-0-0		0-0-0	0-0-0		NEUTRAL		0-0-0		0-0-0		0-0-0
RPI	S	Opponent		Score		RPI	S	Opponent		Score	
11	N	Stanford		1	2		53	A	Alabama	1	7
22	A	Indiana		3	14		53	A	Alabama	8	5
22	N	Indiana		3	9		53	A	Alabama	0	6
							76	A	UCF	8	9
							91	N	Kansas	1	6
LAST 10 GAMES											
				133	A Miami (OH)	6	1	133	A Miami (OH)	5	7
				286	H Eastern Mich.	5	7	133	A Miami (OH)	3	2
				286	H Eastern Mich.	11	5	22	A Indiana	3	14
				154	H Dayton	11	6	286	H Eastern Mich.	3	2
				22	N Indiana	3	9	246	H Butler	12	5
								262	A Charleston So.	4	12
								262	N Charleston So.	3	1
								264	N Georgetown	6	4
								286	H Eastern Mich.	11	5
								286	H Eastern Mich.	3	2
								286	H Eastern Mich.	5	7

Non-Div. I Games: Manchester 12 4 Ind.-Kokomo 12 5

Ball St.

RPI	S	Opponent	Score	
297	N	Mt. St. Mary's	12	9
298	H	Purdue Fort Wayne	11	6
298	H	Purdue Fort Wayne	12	11

Ball St.

B  
a  
l  
l  
S  
t  
.

B  
a  
l  
l  
S  
t  
.

Average RPI Win: 139		WON-LOST	WINNING	LAST 10	STRENGTH OF		OPP. STRENGTH	TEAM	ADJ	CONF.	ADJ CONF.
Average RPI Loss: 97		RECORD	PCT. RANK	GAMES	SCHEDULE		OF SCHEDULE	RPI	RPI	RPI	RPI
DIV. I ONLY		17-22-0	.4359	200	5-5-0		70	109	131	.511	131
DIV. I NON-CONF.		7-11-0	.38889	204	2-2-0		199	250	235	.45184	235
TOTALS		RPI 1-25	RPI 26-50		W-L RECORDS		RPI 51-100		RPI 101-150		RPI 150+
17-22-0		2-4-0	2-4-0		OVERALL		6-6-0		0-4-0		7-4-0
6-9-0		1-2-0	0-0-0		HOME		3-4-0		0-1-0		2-2-0
8-9-0		1-2-0	2-4-0		AWAY		2-1-0		0-1-0		3-1-0
3-4-0		0-0-0	0-0-0		NEUTRAL		1-1-0		0-2-0		2-1-0
7-11-0		0-0-0	0-3-0		NON-CONFERENCE		2-1-0		0-4-0		5-3-0
3-3-0		0-0-0	0-0-0		HOME		1-0-0		0-1-0		2-2-0
1-4-0		0-0-0	0-0-		AWAY		0-0-0		0-1-0		1-0-0
3-4-0		0-0-0	0-0-0		NEUTRAL		1-1-0		0-2-0		2-1-0
10-11-0		2-4-0	2-1-0		CONFERENCE		4-5-0		0-0-0		2-1-0
3-6-0		1-2-0	0-0-0		HOME		2-4-0		0-0-0		0-0-0
7-5-0		1-2-0	2-1-0		AWAY		2-1-0		0-0-0		2-1-0
0-0-0		0-0-0	0-0-0		NEUTRAL		0-0-0		0-0-0		0-0-0
RPI S	Opponent	Score	RPI S	Opponent	Score	RPI S	Opponent	Score	RPI S	Opponent	Score
10 A	Georgia Tech	9 6	41 A	Clemson	1 5	62 H	Florida St.	12 3	128 H	Central Mich.	7 17
10 A	Georgia Tech	2 11	41 A	Clemson	9 2	62 H	Florida St.	1 3	130 N	Ball St.	0 2
10 A	Georgia Tech	7 8	41 A	Clemson	4 2	62 H	Florida St.	1 7	130 N	Ball St.	2 6
19 H	North Carolina	1 10	43 A	Arizona St.	7 20	67 A	Wake Forest	4 7	132 A	Western Caro.	9 16
19 H	North Carolina	6 13	43 A	Arizona St.	1 10	67 A	Wake Forest	8 7	188 H	Michigan St.	2 3
19 H	North Carolina	4 3	43 A	Arizona St.	5 16	67 A	Wake Forest	7 4	223 A	Pittsburgh	9 0
						88 N	Incarnate Word	7 15	223 A	Pittsburgh	2 4
						88 N	Incarnate Word	2 1	223 A	Pittsburgh	4 1
						93 H	Virginia	5 6	234 H	Western Mich.	2 12
						93 H	Virginia	7 12	242 H	Valparaiso	4 3
						93 H	Virginia	5 2	262 A	Charleston So.	7 0
						96 H	Northwestern	6 2	262 N	Charleston So.	7 4
									273 H	Chicago St.	6 3
									286 N	Eastern Mich.	11 3
									286 N	Eastern Mich.	2 4
LAST 10 GAMES											
			223 A	Pittsburgh	2 4	67 A	Wake Forest	7 4			
			19 H	North Carolina	4 3	242 H	Valparaiso	4 3			
			19 H	North Carolina	6 13	223 A	Pittsburgh	4 1			
			93 H	Virginia	7 12	223 A	Pittsburgh	9 0			
			93 H	Virginia	5 6	96 H	Northwestern	6 2			

Non-Div. I Games:

Notre Dame

Average RPI Win: 157		WON-LOST RECORD		WINNING PCT. RANK		LAST 10 GAMES		STRENGTH OF SCHEDULE		OPP. STRENGTH OF SCHEDULE		TEAM RPI		ADJ RPI		CONF. RPI		ADJ CONF. RPI	
DIV. I ONLY		17-18-0		.48571 158		5-5-0		83		148		132		.50854 132		16		16	
DIV. I NON-CONF.		11-9-0		.55 125		1-0-0		126		135		133		.50664 133		18		18	
TOTALS		RPI 1-25		RPI 26-50		W-L RECORDS		RPI 51-100		RPI 101-150		RPI 150+							
17-18-0		0-1-0		1-1-0		OVERALL		4-5-0		3-5-0		9-6-0							
9-9-0		0-0-0		1-1-0		HOME		2-3-0		1-1-0		5-4-0							
6-7-0		0-1-0		0-0-0		AWAY		2-1-0		1-3-0		3-2-0							
2-2-0		0-0-0		0-0-0		NEUTRAL		0-1-0		1-1-0		1-0-0							
11-9-0		0-1-0		1-1-0		NON-CONFERENCE		2-4-0		3-2-0		5-1-0							
7-5-0		0-0-0		1-1-0		HOME		2-3-0		1-1-0		3-0-0							
2-2-0		0-1-0		0-0-		AWAY		0-0-0		1-0-0		1-1-0							
2-2-0		0-0-0		0-0-0		NEUTRAL		0-1-0		1-1-0		1-0-0							
6-9-0		0-0-0		0-0-0		CONFERENCE		2-1-0		0-3-0		4-5-0							
2-4-0		0-0-0		0-0-0		HOME		0-0-0		0-0-0		2-4-0							
4-5-0		0-0-0		0-0-0		AWAY		2-1-0		0-3-0		2-1-0							
0-0-0		0-0-0		0-0-0		NEUTRAL		0-0-0		0-0-0		0-0-0							
RPI	S	Opponent		Score		RPI	S	Opponent		Score		RPI	S	Opponent		Score			
9	A	East Carolina		6	12	40	H	Indiana St.		10	9	79	H	Elon		11	12		
						40	H	Indiana St.		4	8	79	H	Elon		2	6		
												79	H	Elon		5	2		
												80	H	St. John's (NY)		13	4		
												80	H	St. John's (NY)		2	5		
												86	N	Wright St.		3	5		
												90	A	UNC Greensboro		5	7		
												90	A	UNC Greensboro		2	1		
												90	A	UNC Greensboro		24	4		
												110	A	ETSU		3	10		
												110	A	ETSU		9	10		
												110	A	ETSU		4	5		
												126	N	Utah		0	14		
												131	H	Notre Dame		16	9		
												140	N	Ohio St.		8	5		
												141	A	Gardner-Webb		4	3		
												141	H	Gardner-Webb		4	5		
												158	H	Wofford		4	3		
												158	H	Wofford		4	7		
												158	H	Wofford		5	20		
												164	H	Furman		3	4		
												164	H	Furman		5	1		
												164	H	Furman		4	9		
												174	A	Marshall		9	10		
												188	N	Michigan St.		6	4		
												189	A	Mercer		11	7		
												189	A	Mercer		2	6		
												189	A	Mercer		4	3		
												237	A	UNC Asheville		16	4		
												251	H	Oakland		21	9		
												251	H	Oakland		9	8		
												251	H	Oakland		12	2		
LAST 10 GAMES																			
						189	A	Mercer		2	6	164	H	Furman		5	1		
						189	A	Mercer		11	7	164	H	Furman		3	4		
						188	N	Michigan St.		6	4	164	H	Furman		4	9		
						251	H	Oakland		9	8	189	A	Mercer		4	3		
						251	H	Oakland		12	2	141	A	Gardner-Webb		4	3		

Non-Div. I Games:

Western Caro.

Average RPI Win: 232		WON-LOST RECORD	WINNING PCT. RANK		LAST 10 GAMES	STRENGTH OF SCHEDULE	OPP. STRENGTH OF SCHEDULE	TEAM RPI	ADJ RPI		CONF. RPI	ADJ CONF. RPI					
Average RPI Loss: 138																	
DIV. I ONLY		30-10-0	.75	12	6-4-0	287	205	133	.50792	133	24	24					
DIV. I NON-CONF.		19-6-0	.76	25	2-2-0	292	178	131	.50735	131	25	25					
TOTALS		RPI 1-25		RPI 26-50		W-L RECORDS		RPI 51-100		RPI 101-150		RPI 150+					
30-10-0		0-1-0		0-0-0		OVERALL		1-1-0		2-3-0		27-5-0					
15-3-0		0-0-0		0-0-0		HOME		0-1-0		1-2-0		14-0-0					
12-5-0		0-1-0		0-0-0		AWAY		0-0-0		1-1-0		11-3-0					
3-2-0		0-0-0		0-0-0		NEUTRAL		1-0-0		0-0-0		2-2-0					
19-6-0		0-1-0		0-0-0		NON-CONFERENCE		1-1-0		1-1-0		17-3-0					
11-1-0		0-0-0		0-0-0		HOME		0-1-0		0-0-0		11-0-0					
5-3-0		0-1-0		0-0-		AWAY		0-0-0		1-1-0		4-1-0					
3-2-0		0-0-0		0-0-0		NEUTRAL		1-0-0		0-0-0		2-2-0					
11-4-0		0-0-0		0-0-0		CONFERENCE		0-0-0		1-2-0		10-2-0					
4-2-0		0-0-0		0-0-0		HOME		0-0-0		1-2-0		3-0-0					
7-2-0		0-0-0		0-0-0		AWAY		0-0-0		0-0-0		7-2-0					
0-0-0		0-0-0		0-0-0		NEUTRAL		0-0-0		0-0-0		0-0-0					
RPI	S	Opponent		Score		RPI	S	Opponent		Score		RPI	S	Opponent		Score	
5	A	Louisville		1	6												
										</							

Non-Div. I Games:

Miami (OH)

RPI	S	Opponent	Score	
276	H	St. Bonaventure	8	0
279	A	Northern Ky.	16	1
279	H	Northern Ky.	7	3
281	H	Youngstown St.	11	1
281	H	Youngstown St.	5	2
281	H	Youngstown St.	9	1
281	H	Youngstown St.	6	3
286	H	Eastern Mich.	7	6
286	H	Eastern Mich.	13	3
286	H	Eastern Mich.	7	6

Miami (OH)

Average RPI Win: 210		WON-LOST	WINNING	LAST 10	STRENGTH OF		OPP. STRENGTH	TEAM	ADJ	CONF.	ADJ CONF.
Average RPI Loss: 129		RECORD	PCT. RANK	GAMES	SCHEDULE		OF SCHEDULE	RPI	RPI	RPI	RPI
DIV. I ONLY		19-15-0	.55882	111	6-4-0		206	224	134	.50737	134
DIV. I NON-CONF.		9-8-0	.52941	136	0-2-0		157	180	87	.53282	87
TOTALS		RPI 1-25	RPI 26-50		W-L RECORDS		RPI 51-100		RPI 101-150		RPI 150+
19-15-0	0-0-0	1-3-0		OVERALL		4-7-0		0-0-0		14-5-0	
5-4-0	0-0-0	0-0-0		HOME		2-2-0		0-0-0		3-2-0	
11-11-0	0-0-0	1-3-0		AWAY		2-5-0		0-0-0		8-3-0	
3-0-0	0-0-0	0-0-0		NEUTRAL		0-0-0		0-0-0		3-0-0	
9-8-0	0-0-0	1-3-0		NON-CONFERENCE		1-4-0		0-0-0		7-1-0	
0-1-0	0-0-0	0-0-0		HOME		0-1-0		0-0-0		0-0-0	
6-7-0	0-0-0	1-0-		AWAY		1-3-0		0-0-0		4-1-0	
3-0-0	0-0-0	0-0-0		NEUTRAL		0-0-0		0-0-0		3-0-0	
10-7-0	0-0-0	0-0-0		CONFERENCE		3-3-0		0-0-0		7-4-0	
5-3-0	0-0-0	0-0-0		HOME		2-1-0		0-0-0		3-2-0	
5-4-0	0-0-0	0-0-0		AWAY		1-2-0		0-0-0		4-2-0	
0-0-0	0-0-0	0-0-0		NEUTRAL		0-0-0		0-0-0		0-0-0	
RPI S	Opponent	Score	RPI S	Opponent	Score	RPI S	Opponent	Score	RPI S	Opponent	Score
30 A	Illinois St.	6 3	71 A	Iowa	4 5	174 N	Marshall	5 3			
42 A	BYU	6 14	86 A	Wright St.	2 3	181 A	Purdue	6 1			
42 A	BYU	8 11	86 A	Wright St.	0 3	215 H	UIC	6 21			
42 A	BYU	3 5	86 A	Wright St.	11 10	215 H	UIC	4 10			
			86 H	Wright St.	7 6	223 N	Pittsburgh	9 8			
			86 H	Wright St.	12 14	251 A	Oakland	15 1			
			86 H	Wright St.	10 6	251 A	Oakland	5 12			
			94 A	Arizona	6 14	251 A	Oakland	1 3			
			94 A	Arizona	11 12	268 A	Jackson St.	2 0			
			94 A	Arizona	10 4	268 A	Jackson St.	5 7			
			96 H	Northwestern	1 6	268 A	Jackson St.	3 1			
						272 A	Northern Ill.	4 2			
						279 A	Northern Ky.	6 2			
						279 A	Northern Ky.	5 3			
						279 A	Northern Ky.	15 12			
						281 H	Youngstown St.	18 6			
						281 H	Youngstown St.	22 2			
						281 H	Youngstown St.	8 5			
						285 N	Villanova	7 4			
LAST 10 GAMES											
281 H	Youngstown St.	8 5	268 A	Jackson St.	3 1						
281 H	Youngstown St.	22 2	71 A	Iowa	4 5						
251 A	Oakland	5 12	86 H	Wright St.	7 6						
251 A	Oakland	15 1	86 H	Wright St.	10 6						
42 A	BYU	6 14	86 H	Wright St.	12 14						
Non-Div. I Games:		Lakeland	16 2	St. Norbert	5 4	MSOE		12 5	Milwaukee		



Average RPI Win: 188		WON-LOST	WINNING	LAST 10	STRENGTH OF		OPP. STRENGTH	TEAM	ADJ	CONF.	ADJ CONF.
Average RPI Loss: 77		RECORD	PCT. RANK	GAMES	SCHEDULE		OF SCHEDULE	RPI	RPI	RPI	RPI
DIV. I ONLY		18-20-0	.47368	169	5-5-0		48	149	135	.50683	135
DIV. I NON-CONF.		16-10-0	.61538	90	4-1-0		83	239	93	.52907	93
TOTALS		RPI 1-25	RPI 26-50		W-L RECORDS		RPI 51-100		RPI 101-150		RPI 150+
18-20-0		0-6-0	1-0-0		OVERALL		2-7-0		4-6-0		11-1-0
16-9-0		0-3-0	1-0-0		HOME		1-2-0		4-4-0		10-0-0
2-11-0		0-3-0	0-0-0		AWAY		1-5-0		0-2-0		1-1-0
0-0-0		0-0-0	0-0-0		NEUTRAL		0-0-0		0-0-0		0-0-0
16-10-0		0-3-0	1-0-0		NON-CONFERENCE		1-2-0		3-4-0		11-1-0
15-4-0		0-0-0	1-0-0		HOME		1-2-0		3-2-0		10-0-0
1-6-0		0-3-0	0-0-		AWAY		0-0-0		0-2-0		1-1-0
0-0-0		0-0-0	0-0-0		NEUTRAL		0-0-0		0-0-0		0-0-0
2-10-0		0-3-0	0-0-0		CONFERENCE		1-5-0		1-2-0		0-0-0
1-5-0		0-3-0	0-0-0		HOME		0-0-0		1-2-0		0-0-0
1-5-0		0-0-0	0-0-0		AWAY		1-5-0		0-0-0		0-0-0
0-0-0		0-0-0	0-0-0		NEUTRAL		0-0-0		0-0-0		0-0-0
RPI S	Opponent	Score	RPI S	Opponent	Score	RPI S	Opponent	Score	RPI S	Opponent	Score
9 H	East Carolina	7 13	27 H	Florida	6 1	68 H	Liberty	4 6	103 A	North Florida	2 7
9 H	East Carolina	0 4				68 H	Liberty	4 2	103 H	North Florida	3 5
9 H	East Carolina	1 5				68 H	Liberty	4 5	107 H	FGCU	15 4
19 A	North Carolina	2 3				76 A	UCF	1 4	112 A	Jacksonville	7 8
19 A	North Carolina	3 5				76 A	UCF	0 5	118 H	Samford	3 7
19 A	North Carolina	1 2				76 A	UCF	6 3	118 H	Samford	7 4
						89 A	Tulane	2 9	118 H	Samford	4 1
						89 A	Tulane	11 20	124 H	Cincinnati	4 2
						89 A	Tulane	4 6	124 H	Cincinnati	5 6
									124 H	Cincinnati	1 4
									220 A	Stetson	9 10
									229 H	Dartmouth	16 1
									229 H	Dartmouth	7 3
									229 H	Dartmouth	4 1
									234 H	Western Mich.	10 9
									234 H	Western Mich.	7 6
									234 H	Western Mich.	9 6
									263 A	Bethune-Cookman	7 4
									263 H	Bethune-Cookman	12 2
									277 H	The Citadel	9 1
									277 H	The Citadel	7 2
									277 H	The Citadel	12 9
			LAST 10 GAMES			89 A	Tulane	11 20			
			277 H	The Citadel	12 9	89 A	Tulane	2 9			
			277 H	The Citadel	7 2	263 H	Bethune-Cookman	12 2			
			277 H	The Citadel	9 1	76 A	UCF	6 3			
			103 H	North Florida	3 5	76 A	UCF	0 5			
			89 A	Tulane	4 6						

Non-Div. I Games:

South Fla.

Average RPI Win: 169		WON-LOST	WINNING	LAST 10	STRENGTH OF		OPP. STRENGTH	TEAM	ADJ	CONF.	ADJ CONF.
Average RPI Loss: 122		RECORD	PCT. RANK	GAMES	SCHEDULE		OF SCHEDULE	RPI	RPI	RPI	RPI
DIV. I ONLY		17-22-0	.4359	200	6-4-0		50	202	136	.50662	136
DIV. I NON-CONF.		10-11-0	.47619	159	1-0-0		85	260	156	.49613	156
TOTALS		RPI 1-25	RPI 26-50		W-L RECORDS		RPI 51-100		RPI 101-150		RPI 150+
17-22-0		0-1-0	0-4-0		OVERALL		2-2-0		4-7-0		11-8-0
9-9-0		0-1-0	0-0-0		HOME		2-1-0		1-3-0		6-4-0
7-12-0		0-0-0	0-4-0		AWAY		0-1-0		3-4-0		4-3-0
1-1-0		0-0-0	0-0-0		NEUTRAL		0-0-0		0-0-0		1-1-0
10-11-0		0-1-0	0-1-0		NON-CONFERENCE		0-1-0		1-4-0		9-4-0
6-6-0		0-1-0	0-0-0		HOME		0-0-0		1-3-0		5-2-0
3-4-0		0-0-0	0-0-		AWAY		0-1-0		0-1-0		3-1-0
1-1-0		0-0-0	0-0-0		NEUTRAL		0-0-0		0-0-0		1-1-0
7-11-0		0-0-0	0-3-0		CONFERENCE		2-1-0		3-3-0		2-4-0
3-3-0		0-0-0	0-0-0		HOME		2-1-0		0-0-0		1-2-0
4-8-0		0-0-0	0-3-0		AWAY		0-0-0		3-3-0		1-2-0
0-0-0		0-0-0	0-0-0		NEUTRAL		0-0-0		0-0-0		0-0-0
RPI S	Opponent	Score	RPI S	Opponent	Score	RPI S	Opponent	Score	RPI S	Opponent	Score
14 H	Miami (FL)	8 10	38 A	Houston	4 5	54 H	Southern Miss.	6 4	102 H	Stony Brook	7 13
			50 A	Fla. Atlantic	3 4	54 H	Southern Miss.	7 15	102 H	Stony Brook	6 7
			50 A	Fla. Atlantic	1 7	54 H	Southern Miss.	16 6	102 H	Stony Brook	13 2
			50 A	Fla. Atlantic	0 1	62 A	Florida St.	6 9	107 A	FGCU	0 3
									107 H	FGCU	6 11
									121 A	Old Dominion	2 7
									121 A	Old Dominion	12 6
									121 A	Old Dominion	6 8
									137 A	Rice	5 2
									137 A	Rice	13 7
									137 A	Rice	5 8
									161 A	Jacksonville St.	1 3
									161 A	Jacksonville St.	2 1
									161 A	Jacksonville St.	5 2
									174 A	Marshall	3 0
									174 A	Marshall	5 16
									174 A	Marshall	4 7
									185 H	Western Ky.	1 15
									185 H	Western Ky.	4 5
									185 H	Western Ky.	2 1
									193 N	South Dakota St.	3 4
									193 N	South Dakota St.	4 1
									199 H	Seton Hall	6 5
									199 H	Seton Hall	1 0
									199 H	Seton Hall	10 7
									220 H	Stetson	5 8
									263 A	Bethune-Cookman	7 4
LAST 10 GAMES			LAST 10 GAMES			LAST 10 GAMES			LAST 10 GAMES		
			137 A	Rice	13 7				121 A	Old Dominion	12 6
			137 A	Rice	5 2				121 A	Old Dominion	6 8
			161 A	Jacksonville St.	5 2				263 A	Bethune-Cookman	7 4
			161 A	Jacksonville St.	1 3				54 H	Southern Miss.	7 15
			121 A	Old Dominion	2 7				54 H	Southern Miss.	16 6

Non-Div. I Games:

FIU

RPI	S	Opponent	Score	
263	H	Bethune-Cookman	9	2
269	H	Florida A&M	8	6
269	H	Florida A&M	2	3

FIU

F  
I  
U

F  
I  
U

Average RPI Win: 134		WON-LOST	WINNING	LAST 10	STRENGTH OF		OPP. STRENGTH	TEAM	ADJ	CONF.	ADJ CONF.
Average RPI Loss: 76		RECORD	PCT. RANK	GAMES	SCHEDULE		OF SCHEDULE	RPI	RPI	RPI	RPI
DIV. I ONLY		18-23-0	.43902	197	5-5-0		61	78	137	.50625	137
DIV. I NON-CONF.		9-14-0	.3913	202	0-1-0		17	42	125	.51111	125
TOTALS		RPI 1-25	RPI 26-50		W-L RECORDS		RPI 51-100		RPI 101-150		RPI 150+
18-23-0	0-1-0	3-13-0		OVERALL		2-2-0		7-5-0		6-2-0	
10-14-0	0-0-0	1-7-0		HOME		0-2-0		4-5-0		5-0-0	
6-8-0	0-1-0	1-5-0		AWAY		1-0-0		3-0-0		1-2-0	
2-1-0	0-0-0	1-1-0		NEUTRAL		1-0-0		0-0-0		0-0-0	
9-14-0	0-1-0	3-10-0		NON-CONFERENCE		2-2-0		2-1-0		2-0-0	
5-10-0	0-0-0	1-7-0		HOME		0-2-0		2-1-0		2-0-0	
2-3-0	0-1-0	1-0-		AWAY		1-0-0		0-0-0		0-0-0	
2-1-0	0-0-0	1-1-0		NEUTRAL		1-0-0		0-0-0		0-0-0	
9-9-0	0-0-0	0-3-0		CONFERENCE		0-0-0		5-4-0		4-2-0	
5-4-0	0-0-0	0-0-0		HOME		0-0-0		2-4-0		3-0-0	
4-5-0	0-0-0	0-3-0		AWAY		0-0-0		3-0-0		1-2-0	
0-0-0	0-0-0	0-0-0		NEUTRAL		0-0-0		0-0-0		0-0-0	
RPI S	Opponent	Score		RPI S	Opponent	Score		RPI S	Opponent	Score	
13 A	Texas A&M	3	8	32 A	Texas St.	6	7	75 N	TCU	12	2
				32 H	Texas St.	0	5	77 A	Sam Houston St.	11	5
				32 N	Texas St.	0	1	77 H	Sam Houston St.	9	10
				33 N	Baylor	6	3	94 H	Arizona	5	16
				36 H	Oklahoma	8	1				
				36 H	Oklahoma	0	6				
				36 H	Oklahoma	8	17				
				37 H	UC Irvine	0	7				
				37 H	UC Irvine	5	11				
				37 H	UC Irvine	4	11				
				38 A	Houston	5	3				
				39 A	Texas	1	3				
				39 H	Texas	4	11				
				50 A	Fla. Atlantic	7	12				
				50 A	Fla. Atlantic	4	12				
				50 A	Fla. Atlantic	2	4				
LAST 10 GAMES											
				203 A	Charlotte	0	4	121 A	Old Dominion	14	10
				203 A	Charlotte	5	6	198 H	Middle Tenn.	7	5
				136 H	FIU	7	13	198 H	Middle Tenn.	7	2
				136 H	FIU	2	5	198 H	Middle Tenn.	10	4
				121 A	Old Dominion	11	2	203 A	Charlotte	19	4

Non-Div. I Games:

Rice

Average RPI Win:	174	WON-LOST	WINNING	LAST 10	STRENGTH OF	OPP. STRENGTH	TEAM	ADJ	CONF.	ADJ CONF.	
Average RPI Loss:	98	RECORD	PCT. RANK	GAMES	SCHEDULE	OF SCHEDULE	RPI	RPI	RPI	RPI	
DIV. I ONLY	21-19-0	.525	133	5-5-0	178	132	138	.50555	138	8	8
DIV. I NON-CONF.	13-9-0	.59091	104	1-1-0	217	183	136	.50459	136	10	10
<hr/>											
TOTALS	RPI 1-25	RPI 26-50		W-L RECORDS		RPI 51-100		RPI 101-150		RPI 150+	
21-19-0	0-0-0	0-2-0		OVERALL		5-10-0		6-5-0		10-2-0	
12-6-0	0-0-0	0-1-0		HOME		3-3-0		3-1-0		6-1-0	
9-13-0	0-0-0	0-1-0		AWAY		2-7-0		3-4-0		4-1-0	
0-0-0	0-0-0	0-0-0		NEUTRAL		0-0-0		0-0-0		0-0-0	
13-9-0	0-0-0	0-2-0		NON-CONFERENCE		0-0-0		6-5-0		7-2-0	
9-3-0	0-0-0	0-1-0		HOME		0-0-0		3-1-0		6-1-0	
4-6-0	0-0-0	0-0-		AWAY		0-0-0		3-4-0		1-1-0	
0-0-0	0-0-0	0-0-0		NEUTRAL		0-0-0		0-0-0		0-0-0	
8-10-0	0-0-0	0-0-0		CONFERENCE		5-10-0		0-0-0		3-0-0	
3-3-0	0-0-0	0-0-0		HOME		3-3-0		0-0-0		0-0-0	
5-7-0	0-0-0	0-0-0		AWAY		2-7-0		0-0-0		3-0-0	
0-0-0	0-0-0	0-0-0		NEUTRAL		0-0-0		0-0-0		0-0-0	
RPI	S	Opponent	Score	RPI	S	Opponent	Score	RPI	S	Opponent	Score
				47	A	Fresno St.	3 11	58	H	Pepperdine	13 3
				47	H	Fresno St.	2 17	58	H	Pepperdine	3 2
								58	H	Pepperdine	3 7
								65	A	Gonzaga	6 0
								65	A	Gonzaga	7 9
								65	A	Gonzaga	0 3
								66	A	Loyola Marymount	5 2
								66	A	Loyola Marymount	1 7
								66	A	Loyola Marymount	5 6
								74	A	Saint Mary's (CA)	0 1
								74	A	Saint Mary's (CA)	7 12
								74	A	Saint Mary's (CA)	3 5
								95	H	San Francisco	4 9
								95	H	San Francisco	13 6
								95	H	San Francisco	3 6

Non-Div. I Games:

Pacific



Average RPI Win:	176	WON-LOST RECORD	WINNING PCT. RANK	LAST 10 GAMES	STRENGTH OF SCHEDULE	OPP. STRENGTH OF SCHEDULE	TEAM RPI	ADJ RPI	CONF. RPI	ADJ CONF. RPI	
Average RPI Loss:	148										
DIV. I ONLY	23-18-0	.56098	107	7-3-0	187	161	140	.50329	140	7	7
DIV. I NON-CONF.	17-11-0	.60714	95	3-0-0	213	235	132	.50714	132	7	7
<hr/>											
TOTALS	RPI 1-25	RPI 26-50		W-L RECORDS		RPI 51-100		RPI 101-150		RPI 150+	
23-18-0	0-0-0	0-1-0		OVERALL		5-5-0		1-2-0		17-10-0	
11-7-0	0-0-0	0-0-0		HOME		3-4-0		0-1-0		8-2-0	
8-8-0	0-0-0	0-0-0		AWAY		2-1-0		1-0-0		5-7-0	
4-3-0	0-0-0	0-1-0		NEUTRAL		0-0-0		0-1-0		4-1-0	
17-11-0	0-0-0	0-1-0		NON-CONFERENCE		1-0-0		1-2-0		15-8-0	
9-3-0	0-0-0	0-0-0		HOME		1-0-0		0-1-0		8-2-0	
4-6-0	0-0-0	0-0-		AWAY		0-0-0		1-0-0		3-6-0	
4-2-0	0-0-0	0-1-0		NEUTRAL		0-0-0		0-1-0		4-0-0	
6-7-0	0-0-0	0-0-0		CONFERENCE		4-5-0		0-0-0		2-2-0	
2-4-0	0-0-0	0-0-0		HOME		2-4-0		0-0-0		0-0-0	
4-2-0	0-0-0	0-0-0		AWAY		2-1-0		0-0-0		2-1-0	
0-1-0	0-0-0	0-0-0		NEUTRAL		0-0-0		0-0-0		0-1-0	
RPI	S	Opponent	Score	RPI	S	Opponent	Score	RPI	S	Opponent	Score
				42	N	BYU	1 5	59	H	Xavier	8 5
								60	H	Michigan	10 4
								60	H	Michigan	2 6
								60	H	Michigan	10 5
								84	A	Maryland	8 14
								84	A	Maryland	5 1
								84	A	Maryland	10 9
								96	H	Northwestern	2 7
								96	H	Northwestern	5 13
								96	H	Northwestern	4 10

Non-Div. I Games:

Ohio St.

RPI	S	Opponent	Score	
263	A	Bethune-Cookman	3	8
263	A	Bethune-Cookman	3	4
279	H	Northern Ky.	10	8

Ohio St.

O  
h  
i  
o  
s  
t  
.

O  
h  
i  
o  
s  
t  
.



Average RPI Win:	175	WON-LOST	WINNING	LAST 10	STRENGTH OF	OPP. STRENGTH	TEAM	ADJ	CONF.	ADJ CONF.	
Average RPI Loss:	155	RECORD	PCT. RANK	GAMES	SCHEDULE	OF SCHEDULE	RPI	RPI	RPI	RPI	
DIV. I ONLY	17-19-0	.47222	172	3-7-0	145	185	141	.50324	141	19	18
DIV. I NON-CONF.	9-9-0	.5	143	1-2-0	68	128	79	.5377	79	19	19
<hr/>											
TOTALS	RPI 1-25	RPI 26-50		W-L RECORDS		RPI 51-100		RPI 101-150		RPI 150+	
17-19-0	0-2-0	0-0-0		OVERALL		2-2-0		2-3-0		13-12-0	
6-6-0	0-0-0	0-0-0		HOME		1-2-0		0-1-0		5-3-0	
11-13-0	0-2-0	0-0-0		AWAY		1-0-0		2-2-0		8-9-0	
0-0-0	0-0-0	0-0-0		NEUTRAL		0-0-0		0-0-0		0-0-0	
<hr/>											
9-9-0	0-2-0	0-0-0		NON-CONFERENCE		1-0-0		1-1-0		7-6-0	
4-2-0	0-0-0	0-0-0		HOME		0-0-0		0-1-0		4-1-0	
5-7-0	0-2-0	0-0-		AWAY		1-0-0		1-0-0		3-5-0	
0-0-0	0-0-0	0-0-0		NEUTRAL		0-0-0		0-0-0		0-0-0	
<hr/>											
8-10-0	0-0-0	0-0-0		CONFERENCE		1-2-0		1-2-0		6-6-0	
2-4-0	0-0-0	0-0-0		HOME		1-2-0		0-0-0		1-2-0	
6-6-0	0-0-0	0-0-0		AWAY		0-0-0		1-2-0		5-4-0	
0-0-0	0-0-0	0-0-0		NEUTRAL		0-0-0		0-0-0		0-0-0	
<hr/>											
RPI S	Opponent	Score		RPI S	Opponent	Score		RPI S	Opponent	Score	
7 A	Tennessee	0	5			57 A	South Carolina 10 2	132 A	Western Caro.	5	4
19 A	North Carolina	8	18			61 H	Campbell 5 10	132 H	Western Caro.	3	4
						61 H	Campbell 3 11	143 A	Presbyterian	6	11
						61 H	Campbell 9 8	143 A	Presbyterian	5	4
								143 A	Presbyterian	5	6
								156 A	Winthrop	1	7
								156 A	Winthrop	0	2
								156 A	Winthrop	8	1
								158 A	Wofford	5	14
								158 A	Wofford	5	7
								158 A	Wofford	2	6
								160 H	Davidson	10	1
								164 A	Furman	5	3
								164 A	Furman	2	7
								164 H	Furman	3	18
								167 H	Navy	3	2
								167 H	Navy	1	0
								167 H	Navy	5	3
								172 A	Appalachian St.	12	3
								172 A	Appalachian St.	3	24
								203 A	Charlotte	11	4
								227 A	USC Upstate	19	11
								227 A	USC Upstate	9	7
								227 A	USC Upstate	7	6
								262 A	Charleston So.	6	8
								262 A	Charleston So.	8	3
								262 A	Charleston So.	3	10
<hr/>											
LAST 10 GAMES											
172 A	Appalachian St.	3	24	156 A	Winthrop	1	7	227 A	USC Upstate	9	7
172 A	Appalachian St.	12	3	156 A	Winthrop	8	1	227 A	USC Upstate	7	6
164 A	Furman	5	3	156 A	Winthrop	0	2	262 A	Charleston So.	6	8
164 A	Furman	2	7	203 A	Charlotte	11	4	262 A	Charleston So.	8	3
7 A	Tennessee	0	5	262 A	Charleston So.	3	10	262 A	Charleston So.	3	10

Non-Div. I Games:	Limestone	11	9
-------------------	-----------	----	---

Gardner-Webb

RPI	S	Opponent	Score	
288	H	Longwood	9	5
288	H	Longwood	2	3
288	H	Longwood	7	9

Gardner-Webb

G  
a  
r  
d  
n  
e  
r  
-  
W  
e  
b  
b

G  
a  
r  
d  
n  
e  
r  
-  
W  
e  
b  
b

Average RPI Win:		156	WON-LOST RECORD		WINNING PCT. RANK		LAST 10 GAMES		STRENGTH OF SCHEDULE		OPP. STRENGTH OF SCHEDULE		TEAM RPI		ADJ RPI		CONF. RPI		ADJ CONF. RPI					
DIV. I ONLY			18-23-0		.43902		197		2-8-0		104		116		142		.50301		142		10		10	
DIV. I NON-CONF.			6-14-0		.3		239		0-3-0		186		148		229		.4551		229		9		9	
TOTALS		RPI 1-25		RPI 26-50				W-L RECORDS				RPI 51-100				RPI 101-150				RPI 150+				
18-23-0		0-1-0		2-5-0				OVERALL				1-8-0				6-6-0				9-3-0				
11-7-0		0-0-0		0-3-0				HOME				1-0-0				5-3-0				5-1-0				
7-16-0		0-1-0		2-2-0				AWAY				0-8-0				1-3-0				4-2-0				
0-0-0		0-0-0		0-0-0				NEUTRAL				0-0-0				0-0-0				0-0-0				
6-14-0		0-1-0		0-1-0				NON-CONFERENCE				1-8-0				0-3-0				5-1-0				
3-3-0		0-0-0		0-0-0				HOME				1-0-0				0-2-0				2-1-0				
3-11-0		0-1-0		0-0-				AWAY				0-8-0				0-1-0				3-0-0				
0-0-0		0-0-0		0-0-0				NEUTRAL				0-0-0				0-0-0				0-0-0				
12-9-0		0-0-0		2-4-0				CONFERENCE				0-0-0				6-3-0				4-2-0				
8-4-0		0-0-0		0-3-0				HOME				0-0-0				5-1-0				3-0-0				
4-5-0		0-0-0		2-1-0				AWAY				0-0-0				1-2-0				1-2-0				
0-0-0		0-0-0		0-0-0				NEUTRAL				0-0-0				0-0-0				0-0-0				
RPI	S	Opponent		Score		RPI	S	Opponent		Score		RPI	S	Opponent		Score		RPI	S	Opponent		Score		
11	A	Stanford		7	15	46	A	California		0	13	60	A	Michigan		0	1	104	A	Sacramento St.		2	7	
						47	A	Fresno St.		2	1	60	A	Michigan		0	3	106	A	UNLV		4	9	
						47	A	Fresno St.		1	3	74	A	Saint Mary's (CA)		1	14	106	A	UNLV		3	4	
						47	A	Fresno St.		7	5	74	H	Saint Mary's (CA)		7	3	106	A	UNLV		7	3	
						47	H	Fresno St.		6	8	95	A	San Francisco		6	12	106	H	UNLV		7	6	
						47	H	Fresno St.		5	7	95	A	San Francisco		3	6	106	H	UNLV		2	1	
						47	H	Fresno St.		1	6	96	A	Northwestern		5	6	106	H	UNLV		6	5	
												96	A	Northwestern		0	1	113	H	Air Force		3	2	
												96	A	Northwestern		0	6	113	H	Air Force		4	1	
																		113	H	Air Force		3	5	
																		129	H	Portland		2	13	
																		138	H	Pacific		1	8	
																		183	A	New Mexico		2	14	
																		183	A	New Mexico		6	7	
																		183	A	New Mexico		22	18	
																		183	H	New Mexico		8	3	
																		183	H	New Mexico		4	2	
																		183	H	New Mexico		5	1	
																		206	H	UC Riverside		3	12	
																		206	H	UC Riverside		9	1	
																		206	H	UC Riverside		5	4	
																		280	A	Santa Clara		8	5	
																		280	A	Santa Clara		20	10	
																		280	A	Santa Clara		4	3	
LAST 10 GAMES																								
						60	A	Michigan		0	3	47	H	Fresno St.		1	6							
						60	A	Michigan		0	1	47	H	Fresno St.		5	7							
						280	A	Santa Clara		8	5	47	H	Fresno St.		6	8							
						280	A	Santa Clara		4	3	74	A	Saint Mary's (CA)		1	14							
						11	A	Stanford		7	15	106	A	UNLV		4	9							

Non-Div. I Games:

San Jose St.

[illegible]

**Non-Div. I Games:**

Presbyterian

RPI	S	Opponent	Score	
237	H	UNC Asheville	6	2
237	H	UNC Asheville	7	2
248	A	N.C. Central	9	3
248	H	N.C. Central	6	5

Presbyterian

P  
r  
e  
s  
b  
y  
t  
e  
r  
i  
a  
n

P  
r  
e  
s  
b  
y  
t  
e  
r  
i  
a  
n

A  
u  
s  
t  
i  
n  
P  
e  
a  
y

Austin Peay

RPI	S	Opponent	Score	
272	H	Northern Ill.	8	3

Austin Peay

A  
u  
s  
t  
i  
n  
P  
e  
a  
y

A  
u  
s  
t  
i  
n  
P  
e  
a  
y

Average RPI Win: 160		WON-LOST	WINNING	LAST 10	STRENGTH OF	OPP. STRENGTH	TEAM	ADJ	CONF.	ADJ CONF.				
Average RPI Loss: 95		RECORD	PCT. RANK	GAMES	SCHEDULE	OF SCHEDULE	RPI	RPI	RPI	RPI				
DIV. I ONLY		18-23-0	.43902	197	4-6-0	85	115	145	.50217	145	12	12		
DIV. I NON-CONF.		7-16-0	.30435	235	1-3-0	31	146	180	.48408	180	13	13		
<hr/>														
TOTALS		RPI 1-25	RPI 26-50		W-L RECORDS		RPI 51-100		RPI 101-150		RPI 150+			
18-23-0		0-4-0	0-2-0		OVERALL		5-9-0		3-4-0		10-4-0			
9-12-0		0-0-0	0-1-0		HOME		3-6-0		2-2-0		4-3-0			
8-10-0		0-4-0	0-1-0		AWAY		1-2-0		1-2-0		6-1-0			
1-1-0		0-0-0	0-0-0		NEUTRAL		1-1-0		0-0-0		0-0-0			
7-16-0		0-4-0	0-2-0		NON-CONFERENCE		3-5-0		2-2-0		2-3-0			
4-8-0		0-0-0	0-1-0		HOME		1-2-0		2-2-0		1-3-0			
2-7-0		0-4-0	0-0-		AWAY		1-2-0		0-0-0		1-0-0			
1-1-0		0-0-0	0-0-0		NEUTRAL		1-1-0		0-0-0		0-0-0			
11-7-0		0-0-0	0-0-0		CONFERENCE		2-4-0		1-2-0		8-1-0			
5-4-0		0-0-0	0-0-0		HOME		2-4-0		0-0-0		3-0-0			
6-3-0		0-0-0	0-0-0		AWAY		0-0-0		1-2-0		5-1-0			
0-0-0		0-0-0	0-0-0		NEUTRAL		0-0-0		0-0-0		0-0-0			
RPI	S	Opponent	Score		RPI	S	Opponent	Score		RPI	S	Opponent	Score	
8	A	UC Santa Barbara	2	3	33	A	Baylor	0	10	55	A	UT Arlington	11	9
8	A	UC Santa Barbara	0	7	38	H	Houston	1	16	55	A	UT Arlington	8	9
8	A	UC Santa Barbara	12	14						75	A	TCU	3	19
13	A	Texas A&M	3	5						77	H	Sam Houston St.	2	4
										77	H	Sam Houston St.	3	6
										77	H	Sam Houston St.	12	7
										82	H	Southeastern La.	1	5
										82	H	Southeastern La.	4	2
										82	H	Southeastern La.	3	11
										85	N	Wichita St.	3	2
										85	N	Wichita St.	2	18
										97	H	Arkansas St.	2	11
										97	H	Arkansas St.	6	7
										97	H	Arkansas St.	4	2

Non-Div. I Games:

SFA



Average RPI Win:		162	WON-LOST RECORD		WINNING PCT. RANK		LAST 10 GAMES		STRENGTH OF SCHEDULE		OPP. STRENGTH OF SCHEDULE		TEAM RPI		ADJ RPI		CONF. RPI		ADJ CONF. RPI				
DIV. I ONLY			17-23-0		.425 210		5-5-0		81		87		146		.50152 146		9		9				
DIV. I NON-CONF.			11-12-0		.47826 157		2-1-0		42		142		104		.52462 104		8		8				
TOTALS		RPI 1-25		RPI 26-50		W-L RECORDS		RPI 51-100		RPI 101-150		RPI 150+											
17-23-0		0-3-0		1-4-0		OVERALL		3-9-0		3-4-0		10-3-0											
9-10-0		0-0-0		0-1-0		HOME		3-6-0		2-2-0		4-1-0											
5-11-0		0-2-0		1-3-0		AWAY		0-3-0		0-1-0		4-2-0											
3-2-0		0-1-0		0-0-0		NEUTRAL		0-0-0		1-1-0		2-0-0											
11-12-0		0-3-0		1-1-0		NON-CONFERENCE		0-3-0		3-4-0		7-1-0											
6-4-0		0-0-0		0-1-0		HOME		0-0-0		2-2-0		4-1-0											
2-6-0		0-2-0		1-0-		AWAY		0-3-0		0-1-0		1-0-0											
3-2-0		0-1-0		0-0-0		NEUTRAL		0-0-0		1-1-0		2-0-0											
6-11-0		0-0-0		0-3-0		CONFERENCE		3-6-0		0-0-0		3-2-0											
3-6-0		0-0-0		0-0-0		HOME		3-6-0		0-0-0		0-0-0											
3-5-0		0-0-0		0-3-0		AWAY		0-0-0		0-0-0		3-2-0											
0-0-0		0-0-0		0-0-0		NEUTRAL		0-0-0		0-0-0		0-0-0											
RPI	S	Opponent		Score		RPI	S	Opponent		Score		RPI	S	Opponent		Score							
7	N	Tennessee		2	7	31	A	Louisiana Tech		9	4	51	H	Coastal Caro.		7	15	103	N	North Florida		7	4
12	A	Mississippi St.		8	21	31	H	Louisiana Tech		0	5	51	H	Coastal Caro.		2	14	113	N	Air Force		0	1
20	A	LSU		7	12	32	A	Texas St.		5	6	51	H	Coastal Caro.		3	13	119	A	Northwestern St.		0	15
						32	A	Texas St.		1	5	54	A	Southern Miss.		4	5	119	H	Northwestern St.		8	4
						32	A	Texas St.		1	13	56	H	Ga. Southern		8	9	123	H	McNeese		2	10
												56	H	Ga. Southern		4	2	123	H	McNeese		10	5
												56	H	Ga. Southern		8	5	123	H	McNeese		12	13
												82	A	Southeastern La.		3	10	171	N	Army West Point		10	3
												82	A	Southeastern La.		1	7	172	A	Appalachian St.		8	10
												99	H	Little Rock		2	4	172	A	Appalachian St.		2	3
												99	H	Little Rock		3	7	185	N	Western Ky.		4	3
												99	H	Little Rock		5	2	210	A	Southern U.		5	4
																		210	H	Southern U.		10	6
																		222	H	SIUE		4	1
																		222	H	SIUE		12	3
																		222	H	SIUE		4	12
																		224	A	Georgia St.		9	3
																		224	A	Georgia St.		16	8
																		224	A	Georgia St.		10	3
																		268	H	Jackson St.		10	1
						LAST 10 GAMES																	
						222	H	SIUE		4	12	31	H	Louisiana Tech		0	5						
						210	A	Southern U.		5	4	172	A	Appalachian St.		8	10						
						99	H	Little Rock		2	4	172	A	Appalachian St.		2	3						
						99	H	Little Rock		5	2	119	H	Northwestern St.		8	4						
						99	H	Little Rock		3	7	224	A	Georgia St.		9	3						

Non-Div. I Games:

La.-Monroe

Average RPI Win:		206	WON-LOST RECORD		WINNING PCT. RANK	LAST 10 GAMES		STRENGTH OF SCHEDULE		OPP. STRENGTH OF SCHEDULE	TEAM RPI	ADJ RPI	CONF. RPI	ADJ CONF. RPI					
Average RPI Loss:		100																	
DIV. I ONLY			23-17-0		.575	100	5-5-0		176		146	147	.50151	147	17	17			
DIV. I NON-CONF.			19-9-0		.67857	58	3-1-0		206		194	118	.51726	118	16	16			
TOTALS		RPI 1-25		RPI 26-50		W-L RECORDS		RPI 51-100		RPI 101-150		RPI 150+							
23-17-0		0-3-0		0-0-0		OVERALL		3-8-0		4-2-0		16-4-0							
17-9-0		0-0-0		0-0-0		HOME		0-4-0		2-1-0		15-4-0							
6-8-0		0-3-0		0-0-0		AWAY		3-4-0		2-1-0		1-0-0							
0-0-0		0-0-0		0-0-0		NEUTRAL		0-0-0		0-0-0		0-0-0							
19-9-0		0-3-0		0-0-0		NON-CONFERENCE		3-2-0		2-1-0		14-3-0							
15-5-0		0-0-0		0-0-0		HOME		0-1-0		2-1-0		13-3-0							
4-4-0		0-3-0		0-0-0		AWAY		3-1-0		0-0-0		1-0-0							
0-0-0		0-0-0		0-0-0		NEUTRAL		0-0-0		0-0-0		0-0-0							
4-8-0		0-0-0		0-0-0		CONFERENCE		0-6-0		2-1-0		2-1-0							
2-4-0		0-0-0		0-0-0		HOME		0-3-0		0-0-0		2-1-0							
2-4-0		0-0-0		0-0-0		AWAY		0-3-0		2-1-0		0-0-0							
0-0-0		0-0-0		0-0-0		NEUTRAL		0-0-0		0-0-0		0-0-0							
RPI	S	Opponent		Score		RPI	S	Opponent		Score		RPI	S	Opponent		Score			
5	A	Louisville		0	5					79	A	Elon	3	8	111	A	William & Mary	1	7
5	A	Louisville		1	11					79	A	Elon	1	3	111	A	William & Mary	5	3
5	A	Louisville		0	1					79	A	Elon	4	5	111	A	William & Mary	3	1
										81	H	Col. of Charleston	8	10	148	H	High Point	11	0
										81	H	Col. of Charleston	1	5	148	H	High Point	6	8
										81	H	Col. of Charleston	5	6	148	H	High Point	2	0
										84	A	Maryland	14	1	159	H	Richmond	1	3
										87	A	Cal St. Fullerton	3	12	175	H	Fairfield	4	2
										87	A	Cal St. Fullerton	2	0	175	H	Fairfield	2	9
										87	A	Cal St. Fullerton	1	0	195	H	Lafayette	6	9
										93	H	Virginia	3	9	195	H	Lafayette	14	4
															195	H	Lafayette	5	3
															230	H	Delaware	3	5
															230	H	Delaware	7	4
															230	H	Delaware	11	2
															255	H	Lehigh	7	6
															255	H	Lehigh	10	1
															261	A	VMI	9	8
															261	H	VMI	5	4
															266	H	George Mason	10	7
															267	H	Norfolk St.	6	5
															267	H	Norfolk St.	12	2
															267	H	Norfolk St.	16	5
															276	H	St. Bonaventure	7	4
															276	H	St. Bonaventure	5	1
															276	H	St. Bonaventure	5	1
															288	H	Longwood	3	1
LAST 10 GAMES																			

Non-Div. I Games:

James Madison

Average RPI Win:	208	WON-LOST RECORD	WINNING PCT. RANK	LAST 10 GAMES	STRENGTH OF SCHEDULE	OPP. STRENGTH OF SCHEDULE	TEAM RPI	ADJ RPI	CONF. RPI	ADJ CONF. RPI		
DIV. I ONLY		17-19-0	.47222	172	6-4-0	118	204	148	.50107	148	19	18
DIV. I NON-CONF.		7-11-0	.38889	204	0-1-0	39	170	120	.51379	120	19	19
<hr/>												
TOTALS	RPI 1-25	RPI 26-50		W-L RECORDS		RPI 51-100		RPI 101-150		RPI 150+		
17-19-0	0-0-0	0-1-0		OVERALL		0-7-0		5-7-0		12-4-0		
7-9-0	0-0-0	0-0-0		HOME		0-5-0		0-3-0		7-1-0		
10-10-0	0-0-0	0-1-0		AWAY		0-2-0		5-4-0		5-3-0		
0-0-0	0-0-0	0-0-0		NEUTRAL		0-0-0		0-0-0		0-0-0		
7-11-0	0-0-0	0-1-0		NON-CONFERENCE		0-4-0		3-6-0		4-0-0		
2-5-0	0-0-0	0-0-0		HOME		0-2-0		0-3-0		2-0-0		
5-6-0	0-0-0	0-0-		AWAY		0-2-0		3-3-0		2-0-0		
0-0-0	0-0-0	0-0-0		NEUTRAL		0-0-0		0-0-0		0-0-0		
10-8-0	0-0-0	0-0-0		CONFERENCE		0-3-0		2-1-0		8-4-0		
5-4-0	0-0-0	0-0-0		HOME		0-3-0		0-0-0		5-1-0		
5-4-0	0-0-0	0-0-0		AWAY		0-0-0		2-1-0		3-3-0		
0-0-0	0-0-0	0-0-0		NEUTRAL		0-0-0		0-0-0		0-0-0		
RPI	S	Opponent	Score	RPI	S	Opponent	Score	RPI	S	Opponent	Score	
				49	A	Virginia Tech	1 16	61	H	Campbell	8 13	
								61	H	Campbell	6 8	
								61	H	Campbell	2 8	
								67	A	Wake Forest	9 14	
								79	H	Elon	8 10	
								90	A	UNC Greensboro	3 11	
								90	H	UNC Greensboro	2 6	
								111	H	William & Mary	3 4	
								111	H	William & Mary	6 8	
								111	H	William & Mary	2 6	
								121	A	Old Dominion	7 5	
								121	A	Old Dominion	0 7	
								121	A	Old Dominion	5 4	
								143	A	Presbyterian	4 2	
								143	A	Presbyterian	1 6	
								143	A	Presbyterian	5 4	
								147	A	James Madison	0 2	
								147	A	James Madison	0 11	
								147	A	James Madison	8 6	
								156	A	Winthrop	7 4	
								156	A	Winthrop	1 7	
								156	A	Winthrop	2 8	
								184	A	N.C. A&T	8 1	
								184	H	N.C. A&T	3 2	
								227	A	USC Upstate	5 7	
								227	A	USC Upstate	3 1	
								227	A	USC Upstate	4 2	
								248	A	N.C. Central	10 1	
								248	H	N.C. Central	6 4	
								262	H	Charleston So.	8 2	
								262	H	Charleston So.	5 6	
								262	H	Charleston So.	9 4	
								288	H	Longwood	3 1	
								288	H	Longwood	8 7	
LAST 10 GAMES												
								143	A	Presbyterian	4 2	
								143	A	Presbyterian	1 6	
								288	H	Longwood	12 2	
								288	H	Longwood	3 1	
								288	H	Longwood	8 7	

Non-Div. I Games:

High Point

RPI	S	Opponent	Score	
288	H	Longwood	12	2

High Point

H  
i  
g  
h  
P  
o  
i  
n  
t

H  
i  
g  
h  
P  
o  
i  
n  
t

Average RPI Win:	139	WON-LOST RECORD	WINNING PCT. RANK	LAST 10 GAMES		STRENGTH OF SCHEDULE	OPP. STRENGTH OF SCHEDULE	TEAM RPI	ADJ RPI	CONF. RPI	ADJ CONF. RPI
DIV. I ONLY		21-20-0	.5122 143	7-3-0		134	117	149	.49986 149	12	12
DIV. I NON-CONF.		10-13-0	.43478 178	3-3-0		171	143	198	.47506 198	13	13
TOTALS	RPI 1-25		RPI 26-50	W-L RECORDS		RPI 51-100			RPI 101-150		RPI 150+
21-20-0	1-1-0		2-2-0	OVERALL		6-7-0			4-4-0		8-6-0
15-11-0	0-1-0		2-2-0	HOME		4-4-0			4-2-0		5-2-0
6-9-0	1-0-0		0-0-0	AWAY		2-3-0			0-2-0		3-4-0
0-0-0	0-0-0		0-0-0	NEUTRAL		0-0-0			0-0-0		0-0-0
10-13-0	1-1-0		2-2-0	NON-CONFERENCE		1-6-0			0-2-0		6-2-0
6-8-0	0-1-0		2-2-0	HOME		1-4-0			0-0-0		3-1-0
4-5-0	1-0-0		0-0-	AWAY		0-2-0			0-2-0		3-1-0
0-0-0	0-0-0		0-0-0	NEUTRAL		0-0-0			0-0-0		0-0-0
11-7-0	0-0-0		0-0-0	CONFERENCE		5-1-0			4-2-0		2-4-0
9-3-0	0-0-0		0-0-0	HOME		3-0-0			4-2-0		2-1-0
2-4-0	0-0-0		0-0-0	AWAY		2-1-0			0-0-0		0-3-0
0-0-0	0-0-0		0-0-0	NEUTRAL		0-0-0			0-0-0		0-0-0
RPI S Opponent Score			RPI S Opponent Score			RPI S Opponent Score			RPI S Opponent Score		
21 A Oklahoma St.	8	4	30 H Illinois St.	6	4	77 H Sam Houston St.	6	1	114 A Missouri St.	7	9
25 H Missouri	0	4	30 H Illinois St.	4	1	77 H Sam Houston St.	4	1	114 A Missouri St.	3	15
			30 H Illinois St.	0	8	77 H Sam Houston St.	6	2	123 H McNeese	1	2
			30 H Illinois St.	3	6	78 H Bradley	3	4	123 H McNeese	5	1
						78 H Bradley	13	9	123 H McNeese	4	2
						78 H Bradley	2	5	145 H SFA	1	3
						82 A Southeastern La.	2	3	145 H SFA	7	0
						82 A Southeastern La.	3	1	145 H SFA	9	3
						82 A Southeastern La.	3	2	155 A A&M-Corpus Christi	4	5
						97 A Arkansas St.	4	6	155 A A&M-Corpus Christi	8	9
						97 H Arkansas St.	6	9	155 A A&M-Corpus Christi	6	7
						99 A Little Rock	2	4	170 H Nicholls St.	5	0
						99 H Little Rock	1	5	170 H Nicholls St.	1	2
									170 H Nicholls St.	4	3
									193 H South Dakota St.	8	3
									193 H South Dakota St.	5	7
									205 H Oral Roberts	9	3
									257 A Tennessee Tech	9	7
									257 A Tennessee Tech	2	3
									257 A Tennessee Tech	11	5
									292 A Ark.-Pine Bluff	13	3
									292 H Ark.-Pine Bluff	8	1
			LAST 10 GAMES								
			257 A Tennessee Tech	9	7	30 H Illinois St.	4	1			
			123 H McNeese	1	2	30 H Illinois St.	0	8			
			155 A A&M-Corpus Christi	6	7	292 A Ark.-Pine Bluff	13	3			
			155 A A&M-Corpus Christi	8	9	77 H Sam Houston St.	6	2			
			82 A Southeastern La.	2	3	77 H Sam Houston St.	4	1			

**Non-Div. I Games:**

Central Ark.

Average RPI Win:		221	WON-LOST RECORD		WINNING PCT. RANK		LAST 10 GAMES		STRENGTH OF SCHEDULE		OPP. STRENGTH OF SCHEDULE		TEAM RPI		ADJ RPI		CONF. RPI		ADJ CONF. RPI	
DIV. I ONLY			28-10-0		.73684 18		8-2-0		282		192		150		.49968 150		22		23	
DIV. I NON-CONF.			17-6-0		.73913 33		1-1-0		251		136		110		.52177 110		24		24	
TOTALS		RPI 1-25		RPI 26-50		W-L RECORDS		RPI 51-100		RPI 101-150		RPI 150+								
28-10-0		0-2-0		0-1-0		OVERALL		1-1-0		2-1-0		25-5-0								
22-4-0		0-0-0		0-0-0		HOME		0-0-0		2-1-0		20-3-0								
5-5-0		0-1-0		0-1-0		AWAY		0-1-0		0-0-0		5-2-0								
1-1-0		0-1-0		0-0-0		NEUTRAL		1-0-0		0-0-0		0-0-0								
17-6-0		0-2-0		0-1-0		NON-CONFERENCE		1-1-0		0-0-0		16-2-0								
15-2-0		0-0-0		0-0-0		HOME		0-0-0		0-0-0		15-2-0								
1-3-0		0-1-0		0-0-		AWAY		0-1-0		0-0-0		1-0-0								
1-1-0		0-1-0		0-0-0		NEUTRAL		1-0-0		0-0-0		0-0-0								
11-4-0		0-0-0		0-0-0		CONFERENCE		0-0-0		2-1-0		9-3-0								
7-2-0		0-0-0		0-0-0		HOME		0-0-0		2-1-0		5-1-0								
4-2-0		0-0-0		0-0-0		AWAY		0-0-0		0-0-0		4-2-0								
0-0-0		0-0-0		0-0-0		NEUTRAL		0-0-0		0-0-0		0-0-0								
RPI	S	Opponent		Score		RPI	S	Opponent		Score		RPI	S	Opponent		Score				
17	A	Texas Tech		0	7	43	A	Arizona St.		3	7	59	N	Xavier		6	4			
17	N	Texas Tech		5	10							94	A	Arizona		10	14			
												127	H	Grand Canyon		9	4			
												127	H	Grand Canyon		9	2			
												127	H	Grand Canyon		4	7			
												163	H	Yale		13	6			
												163	H	Yale		14	6			
												163	H	Yale		19	6			
												163	H	Yale		2	4			
												183	A	New Mexico		11	8			
												183	H	New Mexico		13	5			
												230	H	Delaware		11	4			
												230	H	Delaware		11	3			
												230	H	Delaware		15	2			
												230	H	Delaware		17	3			
												235	H	CSU Bakersfield		12	9			
												235	H	CSU Bakersfield		4	9			
												235	H	CSU Bakersfield		23	1			
												239	H	Texas Southern		38	6			
												239	H	Texas Southern		24	8			
												239	H	Texas Southern		20	2			
												239	H	Texas Southern		16	3			
												241	H	La Salle		16	5			
												241	H	La Salle		6	1			
												241	H	La Salle		8	9			
												241	H	La Salle		7	3			
												273	A	Chicago St.		12	0			
												273	A	Chicago St.		3	7			
												273	A	Chicago St.		9	2			

**Non-Div. I Games:**

New Mexico St.

New Mexico St.

Average RPI Win:	175	WON-LOST RECORD	WINNING PCT. RANK	LAST 10 GAMES	STRENGTH OF SCHEDULE	OPP. STRENGTH OF SCHEDULE	TEAM RPI	ADJ RPI	CONF. RPI	ADJ CONF. RPI		
DIV. I ONLY		19-18-0	.51351	140	7-3-0	168	102	151	.49954	151	13	13
DIV. I NON-CONF.		9-16-0	.36	213	0-2-0	72	112	184	.48166	184	12	12
<hr/>												
TOTALS	RPI 1-25	RPI 26-50		W-L RECORDS		RPI 51-100		RPI 101-150		RPI 150+		
19-18-0	0-0-0	1-9-0		OVERALL		3-7-0		0-0-0		15-2-0		
11-9-0	0-0-0	0-4-0		HOME		3-4-0		0-0-0		8-1-0		
8-9-0	0-0-0	1-5-0		AWAY		0-3-0		0-0-0		7-1-0		
0-0-0	0-0-0	0-0-0		NEUTRAL		0-0-0		0-0-0		0-0-0		
<hr/>												
9-16-0	0-0-0	1-9-0		NON-CONFERENCE		2-5-0		0-0-0		6-2-0		
7-7-0	0-0-0	0-4-0		HOME		2-2-0		0-0-0		5-1-0		
2-9-0	0-0-0	1-0-		AWAY		0-3-0		0-0-0		1-1-0		
0-0-0	0-0-0	0-0-0		NEUTRAL		0-0-0		0-0-0		0-0-0		
<hr/>												
10-2-0	0-0-0	0-0-0		CONFERENCE		1-2-0		0-0-0		9-0-0		
4-2-0	0-0-0	0-0-0		HOME		1-2-0		0-0-0		3-0-0		
6-0-0	0-0-0	0-0-0		AWAY		0-0-0		0-0-0		6-0-0		
0-0-0	0-0-0	0-0-0		NEUTRAL		0-0-0		0-0-0		0-0-0		
<hr/>												
RPI	S	Opponent	Score	RPI	S	Opponent	Score	RPI	S	Opponent	Score	
				33	A	Baylor	3 1	64	A	Washington	0 5	
				33	A	Baylor	0 3	64	A	Washington	7 11	
				33	A	Baylor	3 14	64	A	Washington	3 9	
				36	A	Oklahoma	2 5	74	H	Saint Mary's (CA)	2 8	
				36	A	Oklahoma	1 4	74	H	Saint Mary's (CA)	1 7	
				36	A	Oklahoma	3 9	74	H	Saint Mary's (CA)	8 3	
				46	H	California	3 5	74	H	Saint Mary's (CA)	6 2	
				46	H	California	2 10	87	H	Cal St. Fullerton	5 3	
				46	H	California	4 5	87	H	Cal St. Fullerton	6 16	
				47	H	Fresno St.	6 16	87	H	Cal St. Fullerton	2 16	
								</				

Non-Div. I Games:

Cal Poly



Average RPI Win:	186	WON-LOST	WINNING	LAST 10	STRENGTH OF	OPP. STRENGTH	TEAM	ADJ	CONF.	ADJ CONF.								
Average RPI Loss:	152	RECORD	PCT. RANK	GAMES	SCHEDULE	OF SCHEDULE	RPI	RPI	RPI	RPI								
DIV. I ONLY	13-19-0	.40625	219	6-4-0	108	221	152	.49938	152	20	20							
DIV. I NON-CONF.	8-12-0	.4	196	3-2-0	155	206	144	.50131	144	23	23							
<hr/>																		
TOTALS	RPI 1-25	RPI 26-50		W-L RECORDS		RPI 51-100		RPI 101-150		RPI 150+								
13-19-0	0-1-0	0-0-0		OVERALL		2-6-0		1-0-0		10-12-0								
4-3-0	0-1-0	0-0-0		HOME		0-0-0		0-0-0		4-2-0								
7-15-0	0-0-0	0-0-0		AWAY		2-6-0		0-0-0		5-9-0								
2-1-0	0-0-0	0-0-0		NEUTRAL		0-0-0		1-0-0		1-1-0								
<hr/>																		
8-12-0	0-1-0	0-0-0		NON-CONFERENCE		2-3-0		1-0-0		5-8-0								
0-1-0	0-1-0	0-0-0		HOME		0-0-0		0-0-0		0-0-0								
6-10-0	0-0-0	0-0-		AWAY		2-3-0		0-0-0		4-7-0								
2-1-0	0-0-0	0-0-0		NEUTRAL		0-0-0		1-0-0		1-1-0								
<hr/>																		
5-7-0	0-0-0	0-0-0		CONFERENCE		0-3-0		0-0-0		5-4-0								
4-2-0	0-0-0	0-0-0		HOME		0-0-0		0-0-0		4-2-0								
1-5-0	0-0-0	0-0-0		AWAY		0-3-0		0-0-0		1-2-0								
0-0-0	0-0-0	0-0-0		NEUTRAL		0-0-0		0-0-0		0-0-0								
<hr/>																		
RPI	S	Opponent	Score		RPI	S	Opponent	Score		RPI	S	Opponent	Score					
24	H	UConn	7	10					72	A	Boston College	6	2	109	N	Harvard	10	9
								73	A	VCU	1	3	154	A	Dayton	2	11	
								73	A	VCU	2	7	154	A	Dayton	9	2	
								73	A	VCU	2	5	154	A	Dayton	0	6	
								88	A	Incarnate Word	4	19	155	A	A&M-Corpus Christi	9	12	
								98	A	UTRGV	1	4	167	A	Navy	3	0	
								98	A	UTRGV	6	12	167	A	Navy	4	12	
								98	A	UTRGV	14	11	192	H	Saint Louis	7	6	
												192	H	Saint Louis	17	8		
												192	H	Saint Louis	4	9		
												204	A	Holy Cross	2	11		
												209	A	Maine	7	5		
												209	A	Maine	6	5		
												209	A	Maine	1	4		
												212	A	Kennesaw St.	7	12		
												212	A	Kennesaw St.	2	12		
												212	A	Kennesaw St.	0	9		
												232	N	Albany (NY)	6	7		
												249	A	Central Conn. St.	2	1		
												249	N	Central Conn. St.	1	0		
												256	H	George Washington	10	4		
												256	H	George Washington	8	0		
												256	H	George Washington	2	4		
<hr/>																		
LAST 10 GAMES																		
209	A	Maine	7	5	109	N	Harvard	10	9	256	H	George Washington	2	4				
209	A	Maine	1	4	24	H	UConn	7	10	256	H	George Washington	10	4				
154	A	Dayton	2	11	256	H	George Washington	8	0									
167	A	Navy	4	12														
209	A	Maine	6	5														

Non-Div. I Games:

Massachusetts

Average RPI Win:	215	WON-LOST RECORD	WINNING PCT. RANK	LAST 10 GAMES	STRENGTH OF SCHEDULE	OPP. STRENGTH OF SCHEDULE	TEAM RPI	ADJ RPI	CONF. RPI	ADJ CONF. RPI		
DIV. I ONLY		21-19-0	.525	133	6-4-0	186	181	153	.49921	153	19	18
DIV. I NON-CONF.		9-13-0	.40909	190	2-1-0	187	134	189	.47849	189	19	19
<hr/>												
TOTALS	RPI 1-25	RPI 26-50		W-L RECORDS		RPI 51-100		RPI 101-150		RPI 150+		
21-19-0	0-3-0	0-1-0		OVERALL		1-3-0		2-6-0		18-6-0		
11-6-0	0-0-0	0-0-0		HOME		0-0-0		1-3-0		10-3-0		
8-13-0	0-3-0	0-1-0		AWAY		1-3-0		1-3-0		6-3-0		
2-0-0	0-0-0	0-0-0		NEUTRAL		0-0-0		0-0-0		2-0-0		
9-13-0	0-3-0	0-1-0		NON-CONFERENCE		0-1-0		1-4-0		8-4-0		
4-4-0	0-0-0	0-0-0		HOME		0-0-0		1-3-0		3-1-0		
3-9-0	0-3-0	0-0-		AWAY		0-1-0		0-1-0		3-3-0		
2-0-0	0-0-0	0-0-0		NEUTRAL		0-0-0		0-0-0		2-0-0		
12-6-0	0-0-0	0-0-0		CONFERENCE		1-2-0		1-2-0		10-2-0		
7-2-0	0-0-0	0-0-0		HOME		0-0-0		0-0-0		7-2-0		
5-4-0	0-0-0	0-0-0		AWAY		1-2-0		1-2-0		3-0-0		
0-0-0	0-0-0	0-0-0		NEUTRAL		0-0-0		0-0-0		0-0-0		
RPI	S	Opponent	Score	RPI	S	Opponent	Score	RPI	S	Opponent	Score	
9	A	East Carolina	3 4	49	A	Virginia Tech	7 8	61	A	Campbell	6 2	
9	A	East Carolina	9 15					61	A	Campbell	2 6	
9	A	East Carolina	2 6					61	A	Campbell	0 7	
								93	A	Virginia	3 6	

**Non-Div. I Games:**

Radford

RPI	S	Opponent	Score	
282	N	Bucknell	17	4
282	N	Bucknell	9	1
288	H	Longwood	11	6
288	H	Longwood	5	4
288	H	Longwood	10	6

Radford

R  
a  
d  
f  
o  
r  
d

R  
a  
d  
f  
o  
r  
d

Average RPI Win:		214	WON-LOST RECORD		WINNING PCT. RANK		LAST 10 GAMES		STRENGTH OF SCHEDULE		OPP. STRENGTH OF SCHEDULE		TEAM RPI		ADJ RPI		CONF. RPI		ADJ CONF. RPI	
DIV. I ONLY			22-18-1		.54878 116		5-5-0		205		184		154		.49845 154		20		20	
DIV. I NON-CONF.			12-13-1		.48077 155		2-2-0		178		189		161		.4932 161		23		23	
TOTALS		RPI 1-25		RPI 26-50		W-L RECORDS		RPI 51-100		RPI 101-150		RPI 150+								
22-18-1		0-6-0		0-0-0		OVERALL		0-0-0		1-2-0		21-10-1								
10-7-0		0-0-0		0-0-0		HOME		0-0-0		1-0-0		9-7-0								
11-11-1		0-6-0		0-0-0		AWAY		0-0-0		0-2-0		11-3-1								
1-0-0		0-0-0		0-0-0		NEUTRAL		0-0-0		0-0-0		1-0-0								
12-13-1		0-6-0		0-0-0		NON-CONFERENCE		0-0-0		1-2-0		11-5-1								
7-4-0		0-0-0		0-0-0		HOME		0-0-0		1-0-0		6-4-0								
4-9-1		0-6-0		0-0-		AWAY		0-0-0		0-2-0		4-1-1								
1-0-0		0-0-0		0-0-0		NEUTRAL		0-0-0		0-0-0		1-0-0								
10-5-0		0-0-0		0-0-0		CONFERENCE		0-0-0		0-0-0		10-5-0								
3-3-0		0-0-0		0-0-0		HOME		0-0-0		0-0-0		3-3-0								
7-2-0		0-0-0		0-0-0		AWAY		0-0-0		0-0-0		7-2-0								
0-0-0		0-0-0		0-0-0		NEUTRAL		0-0-0		0-0-0		0-0-0								
RPI	S	Opponent		Score		RPI	S	Opponent		Score		RPI	S	Opponent		Score				
2	A	Vanderbilt		1	5							130	A	Ball St.		6	11			
2	A	Vanderbilt		3	11							130	H	Ball St.		5	4			
2	A	Vanderbilt		0	2							140	A	Ohio St.		2	4			
4	A	Georgia		7	10							152	H	Massachusetts		11	2			
4	A	Georgia		1	5							152	H	Massachusetts		6	0			
4	A	Georgia		1	13							152	H	Massachusetts		2	9			
						157	H	Kent St.		12	5									
						159	H	Richmond		3	11									
						159	H	Richmond		5	17									
						159	H	Richmond		8	7									
						166	H	Canisius		1	2									
						166	H	Canisius		6	2									
						166	H	Canisius		17	13									
						178	A	Eastern Ky.		17	5									
						192	A	Saint Louis		3	2									
						192	A	Saint Louis		4	2									
						192	A	Saint Louis		3	4									
						199	N	Seton Hall		2	1									
						202	A	Toledo		12	9									
						202	H	Toledo		9	10									
						233	A	Ohio		12	5									
LAST 10 GAMES						233	H	Ohio		2	4									
266 A George Mason						0	2	166 H Canisius		1	2	233 H Ohio								
266 A George Mason						6	4	291 A Fairleigh Dickinson		3	3	246 H Butler								
159 H Richmond						3	11	202 H Toledo		9	10	266 A George Mason								
152 H Massachusetts						11	2	266 A George Mason		13	3	266 A George Mason								
130 A Ball St.						6	11	286 A Eastern Mich.		4	1	266 A George Mason								

**Non-Div. I Games:**

Dayton

RPI	S	Opponent	Score	
275	A	Bowling Green	8	12
276	A	St. Bonaventure	8	0
276	A	St. Bonaventure	9	0
276	A	St. Bonaventure	8	7
286	A	Eastern Mich.	4	1
286	H	Eastern Mich.	2	10
291	A	Fairleigh Dickinson	3	3
298	H	Purdue Fort Wayne	9	3

Dayton

D  
a  
y  
t  
o  
n

D  
a  
y  
t  
o  
n

[illegible]

Non-Div. I Games:	Houston-Victoria	8	5	Houston-Victoria	8	1
-------------------	------------------	---	---	------------------	---	---

A&amp;M-Corpus Christi

RPI	S	Opponent	Score	
293	A	Prairie View	17	9
293	H	Prairie View	8	5

A&M-Corpus Christi  
r  
i  
s  
t  
i

A  
&  
M  
-  
C  
o  
r  
p  
u  
s  
C  
h  
r  
i  
s  
t  
i

Average RPI Win:	206	WON-LOST RECORD	WINNING PCT. RANK	LAST 10 GAMES	STRENGTH OF SCHEDULE	OPP. STRENGTH OF SCHEDULE	TEAM RPI	ADJ RPI	CONF. RPI	ADJ CONF. RPI	
Average RPI Loss:	132										
DIV. I ONLY	24-16-0	.6	75	7-3-0	226	170	156	.49702	156	19	18
DIV. I NON-CONF.	12-10-0	.54545	128	3-0-0	168	129	143	.50135	143	19	19
<hr/>											
TOTALS	RPI 1-25	RPI 26-50		W-L RECORDS		RPI 51-100		RPI 101-150		RPI 150+	
24-16-0	0-0-0	1-3-0		OVERALL		1-2-0		4-2-0		18-9-0	
15-8-0	0-0-0	0-0-0		HOME		1-1-0		4-2-0		10-5-0	
9-8-0	0-0-0	1-3-0		AWAY		0-1-0		0-0-0		8-4-0	
0-0-0	0-0-0	0-0-0		NEUTRAL		0-0-0		0-0-0		0-0-0	
12-10-0	0-0-0	1-3-0		NON-CONFERENCE		1-2-0		0-0-0		10-5-0	
8-6-0	0-0-0	0-0-0		HOME		1-1-0		0-0-0		7-5-0	
4-4-0	0-0-0	1-0-		AWAY		0-1-0		0-0-0		3-0-0	
0-0-0	0-0-0	0-0-0		NEUTRAL		0-0-0		0-0-0		0-0-0	
12-6-0	0-0-0	0-0-0		CONFERENCE		0-0-0		4-2-0		8-4-0	
7-2-0	0-0-0	0-0-0		HOME		0-0-0		4-2-0		3-0-0	
5-4-0	0-0-0	0-0-0		AWAY		0-0-0		0-0-0		5-4-0	
0-0-0	0-0-0	0-0-0		NEUTRAL		0-0-0		0-0-0		0-0-0	
RPI	S	Opponent	Score	RPI	S	Opponent	Score	RPI	S	Opponent	Score
				27	A	Florida	4 16				
				27	A	Florida	3 5				
				27	A	Florida	5 28				
				41	A	Clemson	8 6				
	</										

Non-Div. I Games:

Winthrop



RPI	S	Opponent	Score	
266	H	George Mason	7	0
277	A	The Citadel	4	1
277	H	The Citadel	8	1
288	A	Longwood	12	4
288	A	Longwood	9	3
288	A	Longwood	10	3

Winthrop

W  
i  
n  
t  
h  
r  
o  
p

W  
i  
n  
t  
h  
r  
o  
p

Average RPI Win: 192		WON-LOST	WINNING	LAST 10	STRENGTH OF		OPP. STRENGTH	TEAM	ADJ	CONF.	ADJ CONF.
Average RPI Loss: 119		RECORD	PCT. RANK	GAMES	SCHEDULE		OF SCHEDULE	RPI	RPI	RPI	RPI
DIV. I ONLY		17-19-0	.47222	172	6-4-0		150	193	157	.49689	157
DIV. I NON-CONF.		10-13-0	.43478	178	1-1-0		214	54	154	.49747	154
TOTALS		RPI 1-25	RPI 26-50		W-L RECORDS		RPI 51-100		RPI 101-150		RPI 150+
17-19-0		1-3-0	0-4-0		OVERALL		2-1-0		3-4-0		11-7-0
9-4-0		0-0-0	0-0-0		HOME		2-0-0		3-3-0		4-1-0
7-14-0		1-3-0	0-3-0		AWAY		0-1-0		0-1-0		6-6-0
1-1-0		0-0-0	0-1-0		NEUTRAL		0-0-0		0-0-0		1-0-0
10-13-0		1-3-0	0-4-0		NON-CONFERENCE		2-1-0		0-0-0		7-5-0
4-0-0		0-0-0	0-0-0		HOME		2-0-0		0-0-0		2-0-0
5-12-0		1-3-0	0-0-		AWAY		0-1-0		0-0-0		4-5-0
1-1-0		0-0-0	0-1-0		NEUTRAL		0-0-0		0-0-0		1-0-0
7-6-0		0-0-0	0-0-0		CONFERENCE		0-0-0		3-4-0		4-2-0
5-4-0		0-0-0	0-0-0		HOME		0-0-0		3-3-0		2-1-0
2-2-0		0-0-0	0-0-0		AWAY		0-0-0		0-1-0		2-1-0
0-0-0		0-0-0	0-0-0		NEUTRAL		0-0-0		0-0-0		0-0-0
RPI S	Opponent	Score	RPI S	Opponent	Score	RPI S	Opponent	Score	RPI S	Opponent	Score
18 A	West Virginia	2 6	26 N	NC State	2 3	51 A	Coastal Caro.	2 8	128 H	Central Mich.	10 4
18 A	West Virginia	4 8	29 A	DBU	1 8	96 H	Northwestern	11 5	128 H	Central Mich.	4 7
18 A	West Virginia	7 9	29 A	DBU	0 3	96 H	Northwestern	12 1	128 H	Central Mich.	12 4
22 A	Indiana	9 8	29 A	DBU	4 8				130 A	Ball St.	8 9
									133 H	Miami (OH)	1 5
									133 H	Miami (OH)	2 3
									133 H	Miami (OH)	12 2
									154 A	Dayton	5 12
									166 A	Canisius	2 13
									188 N	Michigan St.	12 2
									203 A	Charlotte	0 1
									203 A	Charlotte	5 3
									203 A	Charlotte	2 7
									223 A	Pittsburgh	6 4
									223 H	Pittsburgh	9 8
									234 H	Western Mich.	15 3
									234 H	Western Mich.	1 11
									234 H	Western Mich.	9 5
									262 A	Charleston So.	9 1
									272 A	Northern Ill.	11 17
									272 A	Northern Ill.	11 10
									272 A	Northern Ill.	10 3
									277 A	The Citadel	11 2
									281 A	Youngstown St.	3 4
									281 H	Youngstown St.	10 5
			LAST 10 GAMES								
			128 H	Central Mich.	12 4	96 H	Northwestern	12 1	277 A	The Citadel	11 2
			128 H	Central Mich.	4 7	272 A	Northern Ill.	10 3	281 A	Youngstown St.	3 4
			96 H	Northwestern	11 5	272 A	Northern Ill.	11 10	281 H	Youngstown St.	10 5
			203 A	Charlotte	2 7	272 A	Northern Ill.	11 17			
			203 A	Charlotte	0 1	223 H	Pittsburgh	9 8			

Non-Div. I Games: Malone 14 6

Kent St.

Average RPI Win: Average RPI Loss:	193 161	WON-LOST RECORD	WINNING PCT. RANK	LAST 10 GAMES		STRENGTH OF SCHEDULE	OPP. STRENGTH OF SCHEDULE	TEAM RPI	ADJ RPI	CONF. RPI	ADJ CONF. RPI
DIV. I ONLY		25-17-0	.59524   81	5-5-0		189	225	158	.49614   158	16	16
DIV. I NON-CONF.		18-13-0	.58065   110	1-2-0		196	255	171	.48743   171	18	18
TOTALS	RPI 1-25	RPI 26-50		W-L RECORDS		RPI 51-100		RPI 101-150		RPI 150+	
25-17-0	0-0-0	0-0-0		OVERALL		0-3-0		9-7-0		16-7-0	
20-8-0	0-0-0	0-0-0		HOME		0-2-0		6-3-0		14-3-0	
5-8-0	0-0-0	0-0-0		AWAY		0-1-0		3-4-0		2-3-0	
0-1-0	0-0-0	0-0-0		NEUTRAL		0-0-0		0-0-0		0-1-0	
18-13-0	0-0-0	0-0-0		NON-CONFERENCE		0-3-0		6-5-0		12-5-0	
16-6-0	0-0-0	0-0-0		HOME		0-2-0		6-3-0		10-1-0	
2-6-0	0-0-0	0-0-		AWAY		0-1-0		0-2-0		2-3-0	
0-1-0	0-0-0	0-0-0		NEUTRAL		0-0-0		0-0-0		0-1-0	
7-4-0	0-0-0	0-0-0		CONFERENCE		0-0-0		3-2-0		4-2-0	
4-2-0	0-0-0	0-0-0		HOME		0-0-0		0-0-0		4-2-0	
3-2-0	0-0-0	0-0-0		AWAY		0-0-0		3-2-0		0-0-0	
0-0-0	0-0-0	0-0-0		NEUTRAL		0-0-0		0-0-0		0-0-0	
RPI	S	Opponent	Score	RPI	S	Opponent	Score	RPI	S	Opponent	Score
						52 H Bryant	11 12			109 H Harvard	6 5
						73 H VCU	3 13			109 H Harvard	1 6
						86 A Wright St.	4 11			109 H Harvard	8 0
										109 H Harvard	4 5
										110 A ETSU	1 7
										110 A ETSU	10 4
										132 A Western Caro.	3 4
										132 A Western Caro.	7 4
										132 A Western Caro.	20 5
										140 H Ohio St.	8 6
										141 H Gardner-Webb	7 5
										141 H Gardner-Webb	14 5
										141 H Gardner-Webb	6 2
										143 A Presbyterian	4 5
										143 A Presbyterian	4 5
										143 H Presbyterian	6 7
										153 H Radford	10 9
										156 A Winthrop	4 8
										189 H Mercer	1 4
										189 H Mercer	11 2
										189 H Mercer	4 1
						LAST 10 GAMES				195 H Lafayette	12 1
						261 H VMI	4 5			195 H Lafayette	13 3
						261 H VMI	15 4			195 H Lafayette	7 6
						227 H USC Upstate	3 1			227 H USC Upstate	3 1
						143 A Presbyterian	4 5			233 H Ohio	4 6
						73 H VCU	3 13			233 H Ohio	5 2
						233 H Ohio	5 2				
						233 H Ohio	4 6				
						109 H Harvard	4 5				
						237 A UNC Asheville	12 1				
						110 A ETSU	10 4				

**Non-Div. I Games:**

Wofford

RPI	S	Opponent	Score	
233	H	Ohio	2	0
237	A	UNC Asheville	12	1
237	H	UNC Asheville	14	2
261	H	VMI	15	4
261	H	VMI	19	4
261	H	VMI	4	5
262	N	Charleston So.	3	4
269	A	Florida A&M	14	11
269	A	Florida A&M	1	2
269	A	Florida A&M	4	9
295	H	UMES	13	5
295	H	UMES	9	0

Wofford

W  
o  
f  
f  
o  
r  
d

W  
o  
f  
f  
o  
r  
d

[illegible]

**Non-Div. I Games:**

Richmond

Average RPI Win: 206		WON-LOST	WINNING	LAST 10	STRENGTH OF		OPP. STRENGTH	TEAM	ADJ	CONF.	ADJ CONF.
Average RPI Loss: 140		RECORD	PCT. RANK	GAMES	SCHEDULE		OF SCHEDULE	RPI	RPI	RPI	RPI
DIV. I ONLY		19-17-0	.52778	127	5-5-0		153	206	160	.49475	160
DIV. I NON-CONF.		11-13-0	.45833	170	1-3-0		229	166	227	.45531	227
TOTALS		RPI 1-25	RPI 26-50		W-L RECORDS		RPI 51-100		RPI 101-150		RPI 150+
19-17-0		0-2-0	0-2-0		OVERALL		1-2-0		4-3-0		14-8-0
15-6-0		0-0-0	0-1-0		HOME		0-0-0		4-1-0		11-4-0
4-11-0		0-2-0	0-1-0		AWAY		1-2-0		0-2-0		3-4-0
0-0-0		0-0-0	0-0-0		NEUTRAL		0-0-0		0-0-0		0-0-0
11-13-0		0-2-0	0-2-0		NON-CONFERENCE		0-0-0		2-2-0		9-7-0
10-5-0		0-0-0	0-1-0		HOME		0-0-0		2-0-0		8-4-0
1-8-0		0-2-0	0-0-		AWAY		0-0-0		0-2-0		1-3-0
0-0-0		0-0-0	0-0-0		NEUTRAL		0-0-0		0-0-0		0-0-0
8-4-0		0-0-0	0-0-0		CONFERENCE		1-2-0		2-1-0		5-1-0
5-1-0		0-0-0	0-0-0		HOME		0-0-0		2-1-0		3-0-0
3-3-0		0-0-0	0-0-0		AWAY		1-2-0		0-0-0		2-1-0
0-0-0		0-0-0	0-0-0		NEUTRAL		0-0-0		0-0-0		0-0-0
RPI S	Opponent	Score	RPI S	Opponent	Score	RPI S	Opponent	Score	RPI S	Opponent	Score
2 A	Vanderbilt	2 24	48 A	Duke	3 7	73 A	VCU	3 2	108 H	Rhode Island	10 2
19 A	North Carolina	4 12	48 H	Duke	2 7	73 A	VCU	1 13	108 H	Rhode Island	0 4
						73 A	VCU	3 7	108 H	Rhode Island	7 2
									141 A	Gardner-Webb	1 10
									143 A	Presbyterian	7 15
									143 H	Presbyterian	10 8
									143 H	Presbyterian	4 1
									156 A	Winthrop	3 9
									156 H	Winthrop	4 7
									184 A	N.C. A&T	8 0
									202 H	Toledo	11 5
									202 H	Toledo	3 2
									202 H	Toledo	5 13
									227 A	USC Upstate	6 7
									227 H	USC Upstate	7 9
									241 H	La Salle	16 8
									241 H	La Salle	11 3
									241 H	La Salle	6 0
									247 H	North Ala.	13 1
									247 H	North Ala.	5 2
									247 H	North Ala.	8 4
									248 A	N.C. Central	9 10
									248 H	N.C. Central	6 9
									256 A	George Washington	6 5
									256 A	George Washington	3 0
									256 A	George Washington	5 6
									260 H	Towson	13 5
LAST 10 GAMES			202 H	Toledo	11 5	143 H	Presbyterian	10 8	248 H	N.C. Central	6 9
			143 A	Presbyterian	7 15	108 H	Rhode Island	10 2	256 A	George Washington	6 5
			256 A	George Washington	6 5	108 H	Rhode Island	7 2	256 A	George Washington	3 0
			256 A	George Washington	5 6	108 H	Rhode Island	0 4	256 A	George Washington	5 6
			256 A	George Washington	3 0	156 A	Winthrop	3 9	260 H	Towson	13 5

Non-Div. I Games:

Davidson

RPI	S	Opponent	Score	
260	H	Towson	15	3
260	H	Towson	4	1

Davidson

D  
a  
v  
i  
d  
s  
o  
n

D  
a  
v  
i  
d  
s  
o  
n

[illegible]

**Non-Div. I Games:**

Jacksonville St.



RPI	S	Opponent	Score	
247	H	North Ala.	12	10
257	H	Tennessee Tech	8	7
257	H	Tennessee Tech	12	10
257	H	Tennessee Tech	5	3
265	H	Alabama St.	5	9
271	A	Southeast Mo. St.	4	3
271	A	Southeast Mo. St.	8	9
271	A	Southeast Mo. St.	8	7

Jacksonville St.

J  
a  
c  
k  
s  
o  
n  
v  
i  
l  
l  
e  
s  
t  
.

J  
a  
c  
k  
s  
o  
n  
v  
i  
l  
l  
e  
s  
t  
.

Average RPI Win:	184	WON-LOST	WINNING	LAST 10	STRENGTH OF	OPP. STRENGTH	TEAM	ADJ	CONF.	ADJ CONF.		
Average RPI Loss:	109	RECORD	PCT. RANK	GAMES	SCHEDULE	OF SCHEDULE	RPI	RPI	RPI	RPI		
DIV. I ONLY		16-21-0	.43243	205	8-2-0	113	166	162	.49446	162	7	7
DIV. I NON-CONF.		9-16-0	.36	213	2-1-0	60	231	151	.49931	151	7	7
<hr/>												
TOTALS	RPI 1-25	RPI 26-50		W-L RECORDS		RPI 51-100		RPI 101-150		RPI 150+		
16-21-0	0-3-0	0-3-0		OVERALL		1-2-0		3-8-0		12-5-0		
9-4-0	0-0-0	0-0-0		HOME		0-0-0		2-2-0		7-2-0		
5-13-0	0-3-0	0-0-0		AWAY		1-2-0		1-5-0		3-3-0		
2-4-0	0-0-0	0-3-0		NEUTRAL		0-0-0		0-1-0		2-0-0		
<hr/>												
9-16-0	0-3-0	0-3-0		NON-CONFERENCE		0-0-0		2-6-0		7-4-0		
3-1-0	0-0-0	0-0-0		HOME		0-0-0		1-0-0		2-1-0		
4-11-0	0-3-0	0-0-		AWAY		0-0-0		1-5-0		3-3-0		
2-4-0	0-0-0	0-3-0		NEUTRAL		0-0-0		0-1-0		2-0-0		
<hr/>												
7-5-0	0-0-0	0-0-0		CONFERENCE		1-2-0		1-2-0		5-1-0		
6-3-0	0-0-0	0-0-0		HOME		0-0-0		1-2-0		5-1-0		
1-2-0	0-0-0	0-0-0		AWAY		1-2-0		0-0-0		0-0-0		
0-0-0	0-0-0	0-0-0		NEUTRAL		0-0-0		0-0-0		0-0-0		
<hr/>												
RPI S	Opponent	Score		RPI S	Opponent	Score		RPI S	Opponent	Score		
14 A	Miami (FL)	3	19	40 N	Indiana St.	1	3	71 A	Iowa	1	6	
14 A	Miami (FL)	3	9	40 N	Indiana St.	5	7	71 A	Iowa	15	3	
14 A	Miami (FL)	1	7	40 N	Indiana St.	3	4	71 A	Iowa	5	9	

Non-Div. I Games:

Rutgers

RPI	S	Opponent	Score	
273	N	Chicago St.	6	2

Rutgers

R  
u  
t  
g  
e  
r  
s

R  
u  
t  
g  
e  
r  
s

Y  
a  
l  
e

Yale

RPI	S	Opponent	Score	
228	H	Cornell	0	3
228	H	Cornell	7	2
228	H	Cornell	2	0

Yale

Y  
a  
l  
e

Y  
a  
l  
e

Average RPI Win: 177		WON-LOST	WINNING	LAST 10	STRENGTH OF		OPP. STRENGTH	TEAM	ADJ	CONF.	ADJ CONF.
Average RPI Loss: 108		RECORD	PCT. RANK	GAMES	SCHEDULE		OF SCHEDULE	RPI	RPI	RPI	RPI
DIV. I ONLY		16-24-0	.4	220	5-5-0		78	162	164	.49391	164
DIV. I NON-CONF.		9-16-0	.36	213	2-1-0		105	145	193	.47673	193
TOTALS		RPI 1-25	RPI 26-50		W-L RECORDS		RPI 51-100		RPI 101-150		RPI 150+
16-24-0	0-0-0	0-2-0		OVERALL		2-11-0		6-7-0		8-4-0	
9-9-0	0-0-0	0-1-0		HOME		1-3-0		3-3-0		5-2-0	
7-13-0	0-0-0	0-1-0		AWAY		1-7-0		3-4-0		3-1-0	
0-2-0	0-0-0	0-0-0		NEUTRAL		0-1-0		0-0-0		0-1-0	
9-16-0	0-0-0	0-2-0		NON-CONFERENCE		1-9-0		3-1-0		5-4-0	
5-7-0	0-0-0	0-1-0		HOME		1-3-0		2-1-0		2-2-0	
4-7-0	0-0-0	0-0-		AWAY		0-5-0		1-0-0		3-1-0	
0-2-0	0-0-0	0-0-0		NEUTRAL		0-1-0		0-0-0		0-1-0	
7-8-0	0-0-0	0-0-0		CONFERENCE		1-2-0		3-6-0		3-0-0	
4-2-0	0-0-0	0-0-0		HOME		0-0-0		1-2-0		3-0-0	
3-6-0	0-0-0	0-0-0		AWAY		1-2-0		2-4-0		0-0-0	
0-0-0	0-0-0	0-0-0		NEUTRAL		0-0-0		0-0-0		0-0-0	
RPI S	Opponent	Score		RPI S	Opponent	Score		RPI S	Opponent	Score	
41 A	Clemson	0	2	57 H	South Carolina	7	12	110 H	ETSU	5	11
41 H	Clemson	1	3	67 A	Wake Forest	2	11	110 H	ETSU	7	8
				67 A	Wake Forest	1	5	110 H	ETSU	4	3
				67 N	Wake Forest	7	13	118 A	Samford	0	3
				81 A	Col. of Charleston	3	13	118 A	Samford	4	14
				81 A	Col. of Charleston	1	3	118 A	Samford	4	8
				81 A	Col. of Charleston	1	2	132 A	Western Caro.	4	3
				90 A	UNC Greensboro	10	3	132 A	Western Caro.	9	4
				90 A	UNC Greensboro	9	11	132 A	Western Caro.	1	5
				90 A	UNC Greensboro	1	2	140 H	Ohio St.	11	10
				100 H	Morehead St.	3	6	141 A	Gardner-Webb	18	3
				100 H	Morehead St.	16	11	141 H	Gardner-Webb	7	2
				100 H	Morehead St.	5	6	141 H	Gardner-Webb	3	5
								156 A	Winthrop	14	5
								156 H	Winthrop	6	8
								172 H	Appalachian St.	6	5
								172 N	Appalachian St.	0	14
								224 A	Georgia St.	8	10
								227 A	USC Upstate	7	4
								227 H	USC Upstate	5	4
								237 A	UNC Asheville	3	2
								237 H	UNC Asheville	3	4
								277 H	The Citadel	20	6
								277 H	The Citadel	7	2
								277 H	The Citadel	5	4
LAST 10 GAMES				110 H	ETSU	5	11	132 A	Western Caro.	1	5
				140 H	Ohio St.	11	10	132 A	Western Caro.	4	3
				172 H	Appalachian St.	6	5	132 A	Western Caro.	9	4
				141 H	Gardner-Webb	3	5	237 A	UNC Asheville	3	2
				141 H	Gardner-Webb	7	2	110 H	ETSU	7	8

Non-Div. I Games:

Furman



RPI	S	Opponent	Score
296	H	Alabama A&M	8 16



Average RPI Win:	214	WON-LOST RECORD	WINNING PCT. RANK	LAST 10 GAMES	STRENGTH OF SCHEDULE	OPP. STRENGTH OF SCHEDULE	TEAM RPI	ADJ RPI	CONF. RPI	ADJ CONF. RPI		
DIV. I ONLY		19-18-0	.51351	140	8-2-0	259	141	166	.49135	166	29	29
DIV. I NON-CONF.		6-15-0	.28571	246	1-0-0	129	40	165	.49072	165	27	27
<hr/>												
TOTALS	RPI 1-25	RPI 26-50		W-L RECORDS		RPI 51-100		RPI 101-150		RPI 150+		
19-18-0	0-5-0	0-3-0		OVERALL		1-2-0		2-1-0		16-7-0		
9-1-0	0-0-0	0-0-0		HOME		0-0-0		0-0-0		9-1-0		
10-17-0	0-5-0	0-3-0		AWAY		1-2-0		2-1-0		7-6-0		
0-0-0	0-0-0	0-0-0		NEUTRAL		0-0-0		0-0-0		0-0-0		
6-15-0	0-5-0	0-3-0		NON-CONFERENCE		1-2-0		0-0-0		5-5-0		
1-0-0	0-0-0	0-0-0		HOME		0-0-0		0-0-0		1-0-0		
5-15-0	0-5-0	0-0-		AWAY		1-2-0		0-0-0		4-5-0		
0-0-0	0-0-0	0-0-0		NEUTRAL		0-0-0		0-0-0		0-0-0		
13-3-0	0-0-0	0-0-0		CONFERENCE		0-0-0		2-1-0		11-2-0		
8-1-0	0-0-0	0-0-0		HOME		0-0-0		0-0-0		8-1-0		
5-2-0	0-0-0	0-0-0		AWAY		0-0-0		2-1-0		3-1-0		
0-0-0	0-0-0	0-0-0		NEUTRAL		0-0-0		0-0-0		0-0-0		
RPI	S	Opponent	Score	RPI	S	Opponent	Score	RPI	S	Opponent	Score	
18	A	West Virginia	4 5	45	A	Kentucky	2 10	70	A	Kansas St.	15 3	
22	A	Indiana	1 12	45	A	Kentucky	3 4	70	A	Kansas St.	5 6	
22	A	Indiana	5 16	45	A	Kentucky	3 12	86	A	Wright St.	2 3	
22	A	Indiana	2 5									
22	A	Indiana	6 18									

**Non-Div. I Games:**

Canisius



RPI	S	Opponent	Score	
245	H	Coppin St.	5	4
249	H	Central Conn. St.	5	2
255	A	Lehigh	4	16
255	A	Lehigh	4	1
255	A	Lehigh	3	0
264	A	Georgetown	12	3
264	H	Georgetown	17	3
278	H	Delaware St.	11	3
282	A	Bucknell	3	1
282	H	Bucknell	15	2
282	H	Bucknell	11	10
282	H	Bucknell	6	3
282	H	Bucknell	9	4
285	A	Villanova	14	3
285	A	Villanova	5	1
297	A	Mt. St. Mary's	8	4
297	H	Mt. St. Mary's	11	7

Navy

N  
a  
v  
y

N  
a  
v  
y

New  
Orleans

## New Orleans

RPI	S	Opponent	Score	
273	H	Chicago St.	16	8

New Orleans

N  
e  
w  
O  
r  
l  
e  
a  
n  
s

N  
e  
w  
O  
r  
l  
e  
a  
n  
s

Average RPI Win: 192		WON-LOST	WINNING	LAST 10	STRENGTH OF		OPP. STRENGTH	TEAM	ADJ	CONF.	ADJ CONF.
Average RPI Loss: 85		RECORD	PCT. RANK	GAMES	SCHEDULE		OF SCHEDULE	RPI	RPI	RPI	RPI
DIV. I ONLY		17-18-0	.48571	158	1-9-0		177	126	169	.48938	169
DIV. I NON-CONF.		16-5-0	.7619	23	1-1-0		235	240	88	.53255	88
TOTALS		RPI 1-25	RPI 26-50		W-L RECORDS		RPI 51-100		RPI 101-150		RPI 150+
17-18-0		1-5-0	1-5-0		OVERALL		2-4-0		0-0-0		13-4-0
6-8-0		0-0-0	0-3-0		HOME		0-3-0		0-0-0		6-2-0
4-8-0		1-5-0	0-0-0		AWAY		2-1-0		0-0-0		1-2-0
7-2-0		0-0-0	1-2-0		NEUTRAL		0-0-0		0-0-0		6-0-0
16-5-0		0-0-0	1-2-0		NON-CONFERENCE		2-1-0		0-0-0		13-2-0
6-2-0		0-0-0	0-0-0		HOME		0-0-0		0-0-0		6-2-0
3-1-0		0-0-0	0-0-		AWAY		2-1-0		0-0-0		1-0-0
7-2-0		0-0-0	1-2-0		NEUTRAL		0-0-0		0-0-0		6-0-0
1-13-0		1-5-0	0-3-0		CONFERENCE		0-3-0		0-0-0		0-2-0
0-6-0		0-0-0	0-3-0		HOME		0-3-0		0-0-0		0-0-0
1-7-0		1-5-0	0-0-0		AWAY		0-0-0		0-0-0		0-2-0
0-0-0		0-0-0	0-0-0		NEUTRAL		0-0-0		0-0-0		0-0-0
RPI S	Opponent	Score	RPI S	Opponent	Score	RPI S	Opponent	Score	RPI S	Opponent	Score
22 A	Indiana	2 3	44 H	Nebraska	2 4	76 A	UCF	5 2	175 N	Fairfield	5 4
22 A	Indiana	3 0	44 H	Nebraska	2 3	76 A	UCF	3 5	175 N	Fairfield	4 2
22 A	Indiana	3 5	44 H	Nebraska	1 3	76 A	UCF	11 5	175 N	Fairfield	6 5
23 A	Illinois	3 4	48 N	Duke	8 7	83 H	Minnesota	5 7	181 A	Purdue	0 1
23 A	Illinois	6 7	48 N	Duke	0 14	83 H	Minnesota	1 5	181 A	Purdue	1 2
23 A	Illinois	1 2	48 N	Duke	2 9	83 H	Minnesota	6 8	197 H	Binghamton	5 3
									223 A	Pittsburgh	7 3
									223 H	Pittsburgh	2 7
									252 N	Monmouth	6 4
									252 N	Monmouth	1 0
									252 N	Monmouth	7 0
									258 H	UMass Lowell	3 2
									258 H	UMass Lowell	3 1
									258 H	UMass Lowell	7 6
									276 H	St. Bonaventure	6 18
									281 H	Youngstown St.	16 15
									282 H	Bucknell	9 3
LAST 10 GAMES											
22 A	Indiana	3 5	23 A	Illinois	6 7						
181 A	Purdue	1 2	23 A	Illinois	1 2						
258 H	UMass Lowell	7 6	44 H	Nebraska	1 3						
175 N	Fairfield	6 5	44 H	Nebraska	2 4						
23 A	Illinois	3 4	44 H	Nebraska	2 3						

Non-Div. I Games:

Penn St.

Average RPI Win:	194	WON-LOST RECORD	WINNING PCT. RANK	LAST 10 GAMES	STRENGTH OF SCHEDULE	OPP. STRENGTH OF SCHEDULE	TEAM RPI	ADJ RPI	CONF. RPI	ADJ CONF. RPI	
Average RPI Loss:	124										
DIV. I ONLY	19-21-0	.475	165	2-8-0	138	191	170	.48876	170	12	12
DIV. I NON-CONF.	9-8-0	.52941	136	0-1-0	176	273	197	.47537	197	13	13
<hr/>											
TOTALS	RPI 1-25	RPI 26-50		W-L RECORDS	RPI 51-100		RPI 101-150		RPI 150+		
19-21-0	0-1-0	0-0-0		OVERALL	2-6-0		1-9-0		16-5-0		
13-8-0	0-0-0	0-0-0		HOME	1-4-0		0-1-0		12-3-0		
5-11-0	0-1-0	0-0-0		AWAY	1-1-0		1-8-0		3-1-0		
1-2-0	0-0-0	0-0-0		NEUTRAL	0-1-0		0-0-0		1-1-0		
<hr/>											
9-8-0	0-1-0	0-0-0		NON-CONFERENCE	0-2-0		0-2-0		9-3-0		
8-3-0	0-0-0	0-0-0		HOME	0-1-0		0-1-0		8-1-0		
0-3-0	0-1-0	0-0-		AWAY	0-0-0		0-1-0		0-1-0		
1-2-0	0-0-0	0-0-0		NEUTRAL	0-1-0		0-0-0		1-1-0		
<hr/>											
10-13-0	0-0-0	0-0-0		CONFERENCE	2-4-0		1-7-0		7-2-0		
5-5-0	0-0-0	0-0-0		HOME	1-3-0		0-0-0		4-2-0		
5-8-0	0-0-0	0-0-0		AWAY	1-1-0		1-7-0		3-0-0		
0-0-0	0-0-0	0-0-0		NEUTRAL	0-0-0		0-0-0		0-0-0		
<hr/>											
RPI S	Opponent	Score		RPI S	Opponent	Score		RPI S	Opponent	Score	
20 A	LSU	4	5					101 A	South Alabama	3	6
								119 A	Northwestern St.	1	7
								119 A	Northwestern St.	2	3
								119 A	Northwestern St.	7	9
								120 H	Louisiana	1	3
								123 A	McNeese	6	7
								123 A	McNeese	4	5
								149 A	Central Ark.	0	5
								149 A	Central Ark.	2	1
								149 A	Central Ark.	3	4
								155 H	A&M-Corpus Christi	6	3
								155 H	A&M-Corpus Christi	5	3
								155 H	A&M-Corpus Christi	3	4
								168 H	New Orleans	9	1
								168 H	New Orleans	3	2
								168 H	New Orleans	2	3
								176 H	Southern Ill.	5	6
								176 H	Southern Ill.	7	3
								176 H	Southern Ill.	3	2
								200 A	Lamar University	4	2
								200 A	Lamar University	6	5
								200 A	Lamar University	5	4
				LAST 10 GAMES				204 N	Holy Cross	6	8
				119 A	Northwestern St.	7	9	204 N	Holy Cross	11	2
				119 A	Northwestern St.	1	7	210 H	Southern U.	4	2
				294 H	Alcorn	10	1	253 H	Grambling	16	5
				253 H	Grambling	7	2	253 H	Grambling	6	1
				253 H	Grambling	16	5				

Non-Div. I Games:

Nicholls St.

Nicholls.

Nicholls.

Nicholls St.





RPI	S	Opponent	Score	
282	A	Bucknell	4	3
282	A	Bucknell	6	7
282	A	Bucknell	16	9
282	H	Bucknell	0	2
282	H	Bucknell	11	1
288	A	Longwood	10	3
288	A	Longwood	12	2
291	N	Fairleigh Dickinson	5	10

Army West Point

A  
r  
m  
y  
W  
e  
s  
t  
P  
o  
i  
n  
t

A  
r  
m  
y  
W  
e  
s  
t  
P  
o  
i  
n  
t

Average RPI Win: 155		WON-LOST	WINNING	LAST 10	STRENGTH OF		OPP. STRENGTH	TEAM	ADJ	CONF.	ADJ CONF.
Average RPI Loss: 99		RECORD	PCT. RANK	GAMES	SCHEDULE		OF SCHEDULE	RPI	RPI	RPI	RPI
DIV. I ONLY		16-22-0	.42105	213	5-5-0		139	57	172	.48838	172
DIV. I NON-CONF.		8-13-0	.38095	207	1-2-0		116	62	167	.48889	167
TOTALS		RPI 1-25	RPI 26-50		W-L RECORDS		RPI 51-100		RPI 101-150		RPI 150+
16-22-0		0-4-0	2-2-0		OVERALL		1-5-0		6-5-0		7-6-0
9-10-0		0-0-0	1-2-0		HOME		1-3-0		3-1-0		4-4-0
5-12-0		0-4-0	1-0-0		AWAY		0-2-0		3-4-0		1-2-0
2-0-0		0-0-0	0-0-0		NEUTRAL		0-0-0		0-0-0		2-0-0
8-13-0		0-4-0	1-0-0		NON-CONFERENCE		0-3-0		1-2-0		6-4-0
4-4-0		0-0-0	0-0-0		HOME		0-1-0		1-1-0		3-2-0
2-9-0		0-4-0	1-0-		AWAY		0-2-0		0-1-0		1-2-0
2-0-0		0-0-0	0-0-0		NEUTRAL		0-0-0		0-0-0		2-0-0
8-9-0		0-0-0	1-2-0		CONFERENCE		1-2-0		5-3-0		1-2-0
5-6-0		0-0-0	1-2-0		HOME		1-2-0		2-0-0		1-2-0
3-3-0		0-0-0	0-0-0		AWAY		0-0-0		3-3-0		0-0-0
0-0-0		0-0-0	0-0-0		NEUTRAL		0-0-0		0-0-0		0-0-0
RPI S	Opponent	Score	RPI S	Opponent	Score	RPI S	Opponent	Score	RPI S	Opponent	Score
7 A	Tennessee	0 6	32 H	Texas St.	3 8	56 H	Ga. Southern	2 6	110 A	ETSU	0 4
7 A	Tennessee	0 2	32 H	Texas St.	3 0	56 H	Ga. Southern	0 3	117 A	Troy	9 7
7 A	Tennessee	0 3	32 H	Texas St.	4 5	56 H	Ga. Southern	9 5	117 A	Troy	1 9
14 A	Miami (FL)	1 6	50 A	Fla. Atlantic	6 3	57 A	South Carolina	1 3	117 A	Troy	2 8
						67 A	Wake Forest	4 5	120 A	Louisiana	6 5
						67 H	Wake Forest	6 10	120 A	Louisiana	4 7
									120 A	Louisiana	6 5
									141 H	Gardner-Webb	24 3
									141 H	Gardner-Webb	3 12
									146 H	La.-Monroe	3 2
									146 H	La.-Monroe	10 8
									153 A	Radford	0 5
									153 H	Radford	6 12
									164 A	Furman	5 6
									164 N	Furman	14 0
									188 N	Michigan St.	9 6
									224 H	Georgia St.	6 17
									224 H	Georgia St.	9 3
									224 H	Georgia St.	0 2
									237 A	UNC Asheville	8 2
									244 H	Manhattan	14 5
									244 H	Manhattan	4 5
									244 H	Manhattan	5 2
									248 H	N.C. Central	13 0
LAST 10 GAMES											
164 A	Furman	5 6	117 A	Troy	1 9	117 A	Troy	2 8	110 A	ETSU	0 4
141 H	Gardner-Webb	24 3	146 H	La.-Monroe	10 8	146 H	La.-Monroe	3 2			
141 H	Gardner-Webb	3 12									
153 H	Radford	6 12									
117 A	Troy	9 7									

Non-Div. I Games:

Appalachian St.

**Non-Div. I Games:**

## Northeastern

M  
a  
r  
s  
h  
a  
l  
l

Marshall

RPI	S	Opponent	Score	
286	H	Eastern Mich.	8	5

Marshall

M  
a  
r  
s  
h  
a  
l  
l

M  
a  
r  
s  
h  
a  
l  
l

Average RPI Win:	210	WON-LOST	WINNING	LAST 10	STRENGTH OF	OPP. STRENGTH	TEAM	ADJ	CONF.	ADJ CONF.					
Average RPI Loss:	173	RECORD	PCT. RANK	GAMES	SCHEDULE	OF SCHEDULE	RPI	RPI	RPI	RPI					
DIV. I ONLY	24-15-0	.61538	65	9-1-0	289	200	175	.48526	175	29	29				
DIV. I NON-CONF.	13-11-0	.54167	132	4-0-0	254	174	149	.49945	149	27	27				
<hr/>															
TOTALS	RPI 1-25	RPI 26-50		W-L RECORDS		RPI 51-100		RPI 101-150		RPI 150+					
24-15-0	1-0-0	0-0-0		OVERALL		1-3-0		3-2-0		19-10-0					
8-2-0	0-0-0	0-0-0		HOME		1-0-0		2-1-0		5-1-0					
15-10-0	1-0-0	0-0-0		AWAY		0-3-0		1-1-0		13-6-0					
1-3-0	0-0-0	0-0-0		NEUTRAL		0-0-0		0-0-0		1-3-0					
<hr/>															
13-11-0	1-0-0	0-0-0		NON-CONFERENCE		1-3-0		1-1-0		10-7-0					
5-0-0	0-0-0	0-0-0		HOME		1-0-0		0-0-0		4-0-0					
8-8-0	1-0-0	0-0-		AWAY		0-3-0		1-1-0		6-4-0					
0-3-0	0-0-0	0-0-0		NEUTRAL		0-0-0		0-0-0		0-3-0					
<hr/>															
11-4-0	0-0-0	0-0-0		CONFERENCE		0-0-0		2-1-0		9-3-0					
3-2-0	0-0-0	0-0-0		HOME		0-0-0		2-1-0		1-1-0					
7-2-0	0-0-0	0-0-0		AWAY		0-0-0		0-0-0		7-2-0					
1-0-0	0-0-0	0-0-0		NEUTRAL		0-0-0		0-0-0		1-0-0					
<hr/>															
RPI S	Opponent	Score		RPI S	Opponent	Score		RPI S	Opponent	Score					
24 A	UConn	10	3												
						61 A	Campbell	2	3	114 H	Marist	4	2		
						61 A	Campbell	3	6	114 H	Marist	2	11		
						61 A	Campbell	6	11	114 H	Marist	9	6		
						80 H	St. John's (NY)	4	3	147 A	James Madison	2	4		
										147 A	James Madison	9	2		
										163 H	Yale	10	9		
										169 N	Penn St.	2	4		
										169 N	Penn St.	5	6		
										169 N	Penn St.	4	5		
										180 H	Fordham	6	5		
										213 A	Brown	8	9		
										213 A	Brown	3	5		
										213 A	Brown	13	8		
										213 A	Brown	7	6		
										217 A	Hofstra	9	7		
										219 A	LIU Brooklyn	3	4		
										225 A	Sacred Heart	6	0		
										225 H	Sacred Heart	7	0		
										230 A	Delaware	4	7		
										230 A	Delaware	8	2		
										230 A	Delaware	3	2		
										240 A	Siena	6	4		
										240 A	Siena	4	2		
										240 A	Siena	0	3		
										249 H	Central Conn. St.	5	2		
										252 H	Monmouth	6	2		
										252 H	Monmouth	4	7		
LAST 10 GAMES				LAST 10 GAMES				LAST 10 GAMES							
				252 H	Monmouth	4	7	61 A	Campbell	3	6	240 A	Siena	4	2
				299 A	Saint Peter's	7	2	61 A	Campbell	6	11	240 A	Siena	0	3
				217 A	Hofstra	9	7	270 A	Iona	3	0	249 H	Central Conn. St.	5	2
				270 A	Iona	3	4	240 A	Siena	0	3	252 H	Monmouth	6	2
				219 A	LIU Brooklyn	3	4	299 A	Saint Peter's	8	2	252 H	Monmouth	4	7

Non-Div. I Games:

Fairfield

RPI	S	Opponent	Score	
252	N	Monmouth	7	1
270	A	Iona	3	0
270	A	Iona	3	1
270	A	Iona	3	4
299	A	Saint Peter's	17	1
299	A	Saint Peter's	8	2
299	A	Saint Peter's	7	2

Fairfield

F  
a  
i  
r  
f  
i  
e  
l  
d

F  
a  
i  
r  
f  
i  
e  
l  
d



Average RPI Win: 186		WON-LOST	WINNING	LAST 10	STRENGTH OF		OPP. STRENGTH	TEAM	ADJ	CONF.	ADJ CONF.
Average RPI Loss: 112		RECORD	PCT. RANK	GAMES	SCHEDULE		OF SCHEDULE	RPI	RPI	RPI	RPI
DIV. I ONLY		17-19-0	.47222	172	2-8-0		167	154	176	.48499	176
DIV. I NON-CONF.		16-11-0	.59259	102	1-1-0		177	230	112	.52119	112
TOTALS		RPI 1-25	RPI 26-50		W-L RECORDS		RPI 51-100		RPI 101-150		RPI 150+
17-19-0		0-3-0	0-3-0		OVERALL		3-4-0		4-4-0		10-5-0
12-7-0		0-0-0	0-3-0		HOME		2-1-0		2-2-0		8-1-0
5-12-0		0-3-0	0-0-0		AWAY		1-3-0		2-2-0		2-4-0
0-0-0		0-0-0	0-0-0		NEUTRAL		0-0-0		0-0-0		0-0-0
16-11-0		0-3-0	0-0-0		NON-CONFERENCE		3-1-0		3-2-0		10-5-0
11-2-0		0-0-0	0-0-0		HOME		2-1-0		1-0-0		8-1-0
5-9-0		0-3-0	0-0-		AWAY		1-0-0		2-2-0		2-4-0
0-0-0		0-0-0	0-0-0		NEUTRAL		0-0-0		0-0-0		0-0-0
1-8-0		0-0-0	0-3-0		CONFERENCE		0-3-0		1-2-0		0-0-0
1-5-0		0-0-0	0-3-0		HOME		0-0-0		1-2-0		0-0-0
0-3-0		0-0-0	0-0-0		AWAY		0-3-0		0-0-0		0-0-0
0-0-0		0-0-0	0-0-0		NEUTRAL		0-0-0		0-0-0		0-0-0
RPI S	Opponent	Score	RPI S	Opponent	Score	RPI S	Opponent	Score	RPI S	Opponent	Score
23 A	Illinois	4 5	30 H	Illinois St.	4 7	78 A	Bradley	4 14	114 H	Missouri St.	4 2
23 A	Illinois	4 5	30 H	Illinois St.	4 8	78 A	Bradley	0 8	114 H	Missouri St.	5 10
23 A	Illinois	5 14	30 H	Illinois St.	6 7	78 A	Bradley	1 7	114 H	Missouri St.	4 13
						97 A	Arkansas St.	4 3	122 A	Eastern Ill.	9 8
						100 H	Morehead St.	0 7	125 A	Memphis	2 7
						100 H	Morehead St.	9 8	125 A	Memphis	2 1
						100 H	Morehead St.	5 4	144 A	Austin Peay	9 12
									144 H	Austin Peay	3 2
									170 A	Nicholls St.	6 5
									170 A	Nicholls St.	3 7
									170 A	Nicholls St.	2 3
									190 A	Belmont	13 9
									190 H	Belmont	10 4
									222 H	SIUE	7 6
									246 A	Butler	4 5
									259 H	Western Ill.	16 1
									259 H	Western Ill.	8 1
									259 H	Western Ill.	6 1
									271 A	Southeast Mo. St.	9 11
									271 H	Southeast Mo. St.	4 1
									272 H	Northern Ill.	8 6
									272 H	Northern Ill.	2 17
									272 H	Northern Ill.	3 1
LAST 10 GAMES											
			78 A	Bradley	1 7	30 H	Illinois St.	4 8			
			78 A	Bradley	4 14	30 H	Illinois St.	6 7			
			114 H	Missouri St.	4 2	30 H	Illinois St.	4 7			
			23 A	Illinois	4 5	144 A	Austin Peay	9 12			
			259 H	Western Ill.	6 1	78 A	Bradley	0 8			

Non-Div. I Games:

Southern Ill.

Average RPI Win:	180	WON-LOST	WINNING	LAST 10	STRENGTH OF	OPP. STRENGTH	TEAM	ADJ	CONF.	ADJ CONF.	
Average RPI Loss:	122	RECORD	PCT. RANK	GAMES	SCHEDULE	OF SCHEDULE	RPI	RPI	RPI	RPI	
DIV. I ONLY	18-18-0	.5	149	7-3-0	155	169	177	.48425	177	12	12
DIV. I NON-CONF.	10-8-0	.55556	123	0-1-0	170	252	182	.48395	181	13	13
<hr/>											
TOTALS	RPI 1-25	RPI 26-50		W-L RECORDS		RPI 51-100		RPI 101-150		RPI 150+	
18-18-0	0-1-0	0-1-0		OVERALL		4-8-0		2-1-0		12-7-0	
15-8-0	0-0-0	0-0-0		HOME		3-4-0		2-1-0		10-3-0	
3-10-0	0-1-0	0-1-0		AWAY		1-4-0		0-0-0		2-4-0	
0-0-0	0-0-0	0-0-0		NEUTRAL		0-0-0		0-0-0		0-0-0	
10-8-0	0-1-0	0-1-0		NON-CONFERENCE		2-4-0		0-0-0		8-2-0	
9-5-0	0-0-0	0-0-0		HOME		1-3-0		0-0-0		8-2-0	
1-3-0	0-1-0	0-0-		AWAY		1-1-0		0-0-0		0-0-0	
0-0-0	0-0-0	0-0-0		NEUTRAL		0-0-0		0-0-0		0-0-0	
8-10-0	0-0-0	0-0-0		CONFERENCE		2-4-0		2-1-0		4-5-0	
6-3-0	0-0-0	0-0-0		HOME		2-1-0		2-1-0		2-1-0	
2-7-0	0-0-0	0-0-0		AWAY		0-3-0		0-0-0		2-4-0	
0-0-0	0-0-0	0-0-0		NEUTRAL		0-0-0		0-0-0		0-0-0	
RPI S	Opponent	Score		RPI S	Opponent	Score		RPI S	Opponent	Score	
13 A	Texas A&M	3	9	33 A	Baylor	3	6	52 H	Bryant	8	6
								119 H	Northwestern St.	4	0
								52 H	Bryant	7	8
								52 H	Bryant	1	11
								119 H	Northwestern St.	11	24
								55 A	UT Arlington	4	2
								155 A	A&M-Corpus Christi	5	6
								55 H	UT Arlington	0	2
								155 A	A&M-Corpus Christi	4	1
								75 A	TCU	4	12
								155 A	A&M-Corpus Christi	3	7
								82 A	Southeastern La.	3	8
								194 H	Hartford	8	7
								82 A	Southeastern La.	9	12
								194 H	Hartford	11	7
								82 A	Southeastern La.	1	14
								194 H	Hartford	2	1
								88 H	Incarnate Word	2	4
								200 H	Lamar University	6	5
								88 H	Incarnate Word	6	5
								200 H	Lamar University	6	4
								88 H	Incarnate Word	9	3
								200 H	Lamar University	1	13
								207 A	Houston Baptist	1	5
								207 A	Houston Baptist	21	6
								207 A	Houston Baptist	1	8
								253 H	Grambling	7	4
								253 H	Grambling	7	8
								253 H	Grambling	23	5
								286 H	Eastern Mich.	5	6
								292 H	Ark.-Pine Bluff	16	7
								292 H	Ark.-Pine Bluff	9	7
								292 H	Ark.-Pine Bluff	5	4
LAST 10 GAMES											
207 A	Houston Baptist	21	6	200 H	Lamar University	1	13				
207 A	Houston Baptist	1	5	200 H	Lamar University	6	4				
194 H	Hartford	8	7	207 A	Houston Baptist	1	8				
194 H	Hartford	11	7	88 H	Incarnate Word	9	3				
200 H	Lamar University	6	5	88 H	Incarnate Word	6	5				

Non-Div. I Games: Arlington Baptist 11 0 Tex. Permian Basin 13 6 Tex. Permian Basin 6 5 Abilene Christian

[illegible]

Non-Div. I Games:	Kentucky St.	9	3
-------------------	--------------	---	---

Eastern Ky.

RPI	S	Opponent	Score	
295	N	UMES	6	4
295	N	UMES	27	8

Eastern Ky.

E  
a  
s  
t  
e  
r  
n  
K  
y  
.

E  
a  
s  
t  
e  
r  
n  
K  
y  
.

C  
o  
l  
u  
m  
b  
i  
a

Columbia

Average RPI Win:		224	WON-LOST RECORD		WINNING PCT. RANK		LAST 10 GAMES		STRENGTH OF SCHEDULE		OPP. STRENGTH OF SCHEDULE		TEAM RPI		ADJ RPI		CONF. RPI		ADJ CONF. RPI		
DIV. I ONLY			24-18-0		.57143	103	4-6-0		265		198		180		.48323		180	20		20	
DIV. I NON-CONF.			16-11-0		.59259	102	2-2-0		282		216		175		.48579		175	23		23	
TOTALS		RPI 1-25		RPI 26-50		W-L RECORDS		RPI 51-100		RPI 101-150		RPI 150+									
24-18-0		0-3-0		0-0-0		OVERALL		1-2-0		3-4-0		20-9-0									
14-4-0		0-0-0		0-0-0		HOME		0-0-0		0-0-0		14-4-0									
10-13-0		0-3-0		0-0-0		AWAY		1-2-0		3-4-0		6-4-0									
0-1-0		0-0-0		0-0-0		NEUTRAL		0-0-0		0-0-0		0-1-0									
16-11-0		0-3-0		0-0-0		NON-CONFERENCE		0-0-0		2-2-0		14-6-0									
8-1-0		0-0-0		0-0-0		HOME		0-0-0		0-0-0		8-1-0									
8-9-0		0-3-0		0-0-		AWAY		0-0-0		2-2-0		6-4-0									
0-1-0		0-0-0		0-0-0		NEUTRAL		0-0-0		0-0-0		0-1-0									
8-7-0		0-0-0		0-0-0		CONFERENCE		1-2-0		1-2-0		6-3-0									
6-3-0		0-0-0		0-0-0		HOME		0-0-0		0-0-0		6-3-0									
2-4-0		0-0-0		0-0-0		AWAY		1-2-0		1-2-0		0-0-0									
0-0-0		0-0-0		0-0-0		NEUTRAL		0-0-0		0-0-0		0-0-0									
RPI	S	Opponent		Score		RPI	S	Opponent		Score		RPI	S	Opponent		Score					
13	A	Texas A&M		0	4					73	A	VCU	0	3	103	A	North Florida	3	4		
13	A	Texas A&M		1	3					73	A	VCU	3	8	103	A	North Florida	8	5		
13	A	Texas A&M		6	19					73	A	VCU	11	1	103	A	North Florida	8	6		
															103	A	North Florida	4	7		
															108	A	Rhode Island	2	0		
															108	A	Rhode Island	8	9		
															108	A	Rhode Island	3	5		
															175	A	Fairfield	5	6		
															179	H	Columbia	3	2		
															192	H	Saint Louis	4	7		
															192	H	Saint Louis	3	1		
															192	H	Saint Louis	1	4		
															217	H	Hofstra	4	3		
															217	H	Hofstra	4	3		
															225	A	Sacred Heart	8	2		
															225	H	Sacred Heart	12	3		
															228	N	Cornell	0	1		
															231	H	Wagner	2	3		
															238	H	Saint Joseph's	6	0		
															238	H	Saint Joseph's	2	0		
															238	H	Saint Joseph's	4	3		
															240	A	Siena	0	12		
															240	H	Siena	5	4		
															244	H	Manhattan	9	0		
															260	A	Towson	0	8		
															260	A	Towson	6	1		
															270	H	Iona	9	2		
						LAST 10 GAMES															
						192	H	Saint Louis	3	1	103	A	North Florida	4	7	240	H	Siena	5	4	
						192	H	Saint Louis	4	7	295	A	UMES	4	1	244	H	Manhattan	9	0	
						238	H	Saint Joseph's	4	3	291	A	Fairleigh Dickinson	22	10	260	A	Towson	0	8	
						238	H	Saint Joseph's	2	0	192	H	Saint Louis	1	4	260	A	Towson	6	1	
						108	A	Rhode Island	3	5	175	A	Fairfield	5	6	270	H	Iona	9	2	

Non-Div. I Games:

Fordham

RPI	S	Opponent	Score	
270	H	Iona	5	1
276	H	St. Bonaventure	0	1
276	H	St. Bonaventure	8	1
276	H	St. Bonaventure	8	2
291	A	Fairleigh Dickinson	22	10
295	A	UMES	4	6
295	A	UMES	2	1
295	A	UMES	7	2
295	A	UMES	4	1

Fordham

F  
o  
r  
d  
h  
a  
m

F  
o  
r  
d  
h  
a  
m

Average RPI Win: 173		WON-LOST	WINNING	LAST 10	STRENGTH OF		OPP. STRENGTH	TEAM	ADJ	CONF.	ADJ CONF.
Average RPI Loss: 100		RECORD	PCT. RANK	GAMES	SCHEDULE		OF SCHEDULE	RPI	RPI	RPI	RPI
DIV. I ONLY		14-25-0	.35897	241	4-6-0		123	136	181	.48249	181
DIV. I NON-CONF.		8-16-0	.33333	222	2-0-0		138	198	203	.46943	203
TOTALS		RPI 1-25	RPI 26-50		W-L RECORDS		RPI 51-100		RPI 101-150		RPI 150+
14-25-0	0-1-0	1-8-0		OVERALL		3-6-0		0-2-0		10-8-0	
7-4-0	0-0-0	0-1-0		HOME		1-2-0		0-1-0		6-0-0	
5-20-0	0-1-0	1-7-0		AWAY		2-4-0		0-1-0		2-7-0	
2-1-0	0-0-0	0-0-0		NEUTRAL		0-0-0		0-0-0		2-1-0	
8-16-0	0-0-0	1-5-0		NON-CONFERENCE		0-3-0		0-2-0		7-6-0	
4-2-0	0-0-0	0-1-0		HOME		0-0-0		0-1-0		4-0-0	
2-13-0	0-0-0	1-0-		AWAY		0-3-0		0-1-0		1-5-0	
2-1-0	0-0-0	0-0-0		NEUTRAL		0-0-0		0-0-0		2-1-0	
6-9-0	0-1-0	0-3-0		CONFERENCE		3-3-0		0-0-0		3-2-0	
3-2-0	0-0-0	0-0-0		HOME		1-2-0		0-0-0		2-0-0	
3-7-0	0-1-0	0-3-0		AWAY		2-1-0		0-0-0		1-2-0	
0-0-0	0-0-0	0-0-0		NEUTRAL		0-0-0		0-0-0		0-0-0	
RPI S Opponent	Score	RPI S Opponent	Score	RPI S Opponent	Score	RPI S Opponent	Score	RPI S Opponent	Score	RPI S Opponent	Score
22 A Indiana	6 7	39 A Texas	2 7	54 A Southern Miss.	7 16	130 A Ball St.	0 6	134 H Milwaukee	1 6	161 A Jacksonville St.	9 5
		39 A Texas	6 13	54 A Southern Miss.	6 7	161 A Jacksonville St.	0 3	161 A Jacksonville St.	0 4	162 A Rutgers	6 2
		39 A Texas	0 3	54 A Southern Miss.	2 4	162 A Rutgers	0 2	162 A Rutgers	1 6	169 H Penn St.	1 0
		39 A Texas	4 0	71 H Iowa	3 6	169 H Penn St.	2 1	205 A Oral Roberts	4 10	205 A Oral Roberts	2 3
		40 A Indiana St.	3 4	71 H Iowa	4 10	205 A Oral Roberts	1 5	214 N NJIT	3 2	214 N NJIT	3 9
		40 H Indiana St.	3 4	71 H Iowa	9 5	214 N NJIT	9 8	242 H Valparaiso	5 1	246 H Butler	5 3
		44 A Nebraska	4 13	96 A Northwestern	9 7	246 H Butler	10 1	273 H Chicago St.	9 2		
		44 A Nebraska	5 9	96 A Northwestern	5 2	273 H Chicago St.					
		44 A Nebraska	0 17	96 A Northwestern	1 2	275 H Bowling Green					
LAST 10 GAMES											
		71 H Iowa	9 5	214 N NJIT	3 9						
		71 H Iowa	3 6	205 A Oral Roberts	1 5						
		169 H Penn St.	2 1	39 A Texas	4 0						
		214 N NJIT	3 2	273 H Chicago St.	10 1						
		214 N NJIT	9 8	162 A Rutgers	1 6						

Non-Div. I Games:

Purdue



Average RPI Win: 149		WON-LOST	WINNING	LAST 10	STRENGTH OF		OPP. STRENGTH	TEAM	ADJ	CONF.	ADJ CONF.
Average RPI Loss: 95		RECORD	PCT. RANK	GAMES	SCHEDULE		OF SCHEDULE	RPI	RPI	RPI	RPI
DIV. I ONLY		17-22-0	.4359	200	5-5-0		165	74	182	.48233	182
DIV. I NON-CONF.		13-14-0	.48148	152	1-0-0		121	27	142	.50149	142
TOTALS		RPI 1-25	RPI 26-50		W-L RECORDS		RPI 51-100		RPI 101-150		RPI 150+
17-22-0		0-2-0	0-3-0		OVERALL		8-9-0		1-1-0		8-7-0
13-7-0		0-1-0	0-0-0		HOME		7-6-0		0-0-0		6-0-0
4-15-0		0-1-0	0-3-0		AWAY		1-3-0		1-1-0		2-7-0
0-0-0		0-0-0	0-0-0		NEUTRAL		0-0-0		0-0-0		0-0-0
13-14-0		0-2-0	0-0-0		NON-CONFERENCE		8-9-0		1-1-0		4-2-0
10-7-0		0-1-0	0-0-0		HOME		7-6-0		0-0-0		3-0-0
3-7-0		0-1-0	0-0-0		AWAY		1-3-0		1-1-0		1-2-0
0-0-0		0-0-0	0-0-0		NEUTRAL		0-0-0		0-0-0		0-0-0
4-8-0		0-0-0	0-3-0		CONFERENCE		0-0-0		0-0-0		4-5-0
3-0-0		0-0-0	0-0-0		HOME		0-0-0		0-0-0		3-0-0
1-8-0		0-0-0	0-3-0		AWAY		0-0-0		0-0-0		1-5-0
0-0-0		0-0-0	0-0-0		NEUTRAL		0-0-0		0-0-0		0-0-0
RPI S	Opponent	Score	RPI S	Opponent	Score	RPI S	Opponent	Score	RPI S	Opponent	Score
1 A	UCLA	1 10	37 A	UC Irvine	1 7	58 A	Pepperdine	5 9	106 A	UNLV	5 6
1 H	UCLA	3 4	37 A	UC Irvine	0 2	60 H	Michigan	1 2	116 A	California Baptist	7 4
			37 A	UC Irvine	3 4	60 H	Michigan	5 2	151 A	Cal Poly	1 2
						60 H	Michigan	2 4	151 A	Cal Poly	1 3
						63 H	San Diego St.	5 11	151 A	Cal Poly	2 4
						65 H	Gonzaga	15 12	201 A	Washington St.	1 10
						65 H	Gonzaga	7 4	201 A	Washington St.	1 3
						65 H	Gonzaga	3 0	201 A	Washington St.	5 1
						65 H	Gonzaga	8 10	206 H	UC Riverside	11 6
						70 H	Kansas St.	5 11	206 H	UC Riverside	25 1
						70 H	Kansas St.	4 2	206 H	UC Riverside	14 5
						70 H	Kansas St.	10 8	216 A	Long Beach St.	4 7
						70 H	Kansas St.	5 6	216 A	Long Beach St.	5 6
						71 A	Iowa	4 5	216 A	Long Beach St.	3 2
						71 A	Iowa	1 3	280 H	Santa Clara	7 2
						71 A	Iowa	8 5	280 H	Santa Clara	14 8
						80 H	St. John's (NY)	11 9	280 H	Santa Clara	2 0
LAST 10 GAMES											
			65 H	Gonzaga	3 0	37 A	UC Irvine	1 7			
			71 A	Iowa	1 3	216 A	Long Beach St.	4 7			
			116 A	California Baptist	7 4	216 A	Long Beach St.	3 2			
			37 A	UC Irvine	0 2	216 A	Long Beach St.	5 6			
			37 A	UC Irvine	3 4	206 H	UC Riverside	11 6			

Non-Div. I Games:

CSUN

Average RPI Win:		138	WON-LOST RECORD		WINNING PCT. RANK		LAST 10 GAMES		STRENGTH OF SCHEDULE		OPP. STRENGTH OF SCHEDULE		TEAM RPI		ADJ RPI		CONF. RPI		ADJ CONF. RPI	
DIV. I ONLY			18-22-0		.45 187		3-7-0		140		107		183		.48201 183		10		10	
DIV. I NON-CONF.			11-11-0		.5 143		2-3-0		147		117		178		.48435 178		9		9	
TOTALS		RPI 1-25		RPI 26-50		W-L RECORDS		RPI 51-100		RPI 101-150		RPI 150+								
18-22-0		1-4-0		0-2-0		OVERALL		6-3-0		6-11-0		5-2-0								
12-12-0		1-1-0		0-2-0		HOME		3-3-0		3-4-0		5-2-0								
4-8-0		0-1-0		0-0-0		AWAY		1-0-0		3-7-0		0-0-0								
2-2-0		0-2-0		0-0-0		NEUTRAL		2-0-0		0-0-0		0-0-0								
11-11-0		1-4-0		0-2-0		NON-CONFERENCE		5-1-0		0-2-0		5-2-0								
8-7-0		1-1-0		0-2-0		HOME		2-1-0		0-1-0		5-2-0								
1-2-0		0-1-0		0-0-		AWAY		1-0-0		0-1-0		0-0-0								
2-2-0		0-2-0		0-0-0		NEUTRAL		2-0-0		0-0-0		0-0-0								
7-11-0		0-0-0		0-0-0		CONFERENCE		1-2-0		6-9-0		0-0-0								
4-5-0		0-0-0		0-0-0		HOME		1-2-0		3-3-0		0-0-0								
3-6-0		0-0-0		0-0-0		AWAY		0-0-0		3-6-0		0-0-0								
0-0-0		0-0-0		0-0-0		NEUTRAL		0-0-0		0-0-0		0-0-0								
RPI	S	Opponent		Score		RPI	S	Opponent		Score		RPI	S	Opponent		Score				
6	N	Oregon St.		5	6	36	H	Oklahoma		6	8	63	H	San Diego St.		2	4			
6	N	Oregon St.		0	5	36	H	Oklahoma		1	8	63	H	San Diego St.		3	19			
17	A	Texas Tech		4	6							63	H	San Diego St.		13	4			
17	H	Texas Tech		12	9							65	N	Gonzaga		6	4			
17	H	Texas Tech		6	15							83	N	Minnesota		11	1			
												87	H	Cal St. Fullerton		7	13			
												87	H	Cal St. Fullerton		6	4			
												87	H	Cal St. Fullerton		18	11			
												94	A	Arizona		5	4			
														142 A San Jose St.		3	8			
														142 A San Jose St.		1	5			
														142 A San Jose St.		2	4			
														142 H San Jose St.		18	22			
														142 H San Jose St.		14	2			
														142 H San Jose St.		7	6			
														150 A New Mexico St.		5	13			
														150 H New Mexico St.		8	11			
														206 H UC Riverside		10	9			
														206 H UC Riverside		11	10			
														206 H UC Riverside		10	18			
														289 H Niagara		5	3			
														289 H Niagara		13	3			
														289 H Niagara		3	5			
														289 H Niagara		7	4			
LAST 10 GAMES																				
						289	H	Niagara		5	3	150	H	New Mexico St.		8	11			
						17	A	Texas Tech		4	6	105	H	Nevada		8	14			
						206	H	UC Riverside		10	9	105	H	Nevada		0	3			
						206	H	UC Riverside		11	10	105	H	Nevada		6	4			
						206	H	UC Riverside		10	18	142	A	San Jose St.		1	5			

Non-Div. I Games:

New Mexico

N  
•  
C  
•  
A  
&  
T

N.C. A&T

RPI	S	Opponent	Score	
289	H	Niagara	4	3

N.C. A&T

N  
.  
C  
.  
A  
&  
T

N  
.  
C  
.  
A  
&  
T

Average RPI Win: 179		WON-LOST	WINNING	LAST 10	STRENGTH OF		OPP. STRENGTH	TEAM	ADJ	CONF.	ADJ CONF.
Average RPI Loss: 118		RECORD	PCT. RANK	GAMES	SCHEDULE		OF SCHEDULE	RPI	RPI	RPI	RPI
DIV. I ONLY		18-20-1	.47436	168	4-6-0		188	84	185	.48178	185
DIV. I NON-CONF.		9-12-0	.42857	180	2-1-0		192	57	210	.4656	210
TOTALS		RPI 1-25	RPI 26-50		W-L RECORDS		RPI 51-100		RPI 101-150		RPI 150+
18-20-1	0-2-0	1-4-0		OVERALL		0-0-0		4-8-0		13-6-1	
13-8-1	0-0-0	1-3-0		HOME		0-0-0		2-5-0		10-0-1	
5-9-0	0-1-0	0-1-0		AWAY		0-0-0		2-1-0		3-6-0	
0-3-0	0-1-0	0-0-0		NEUTRAL		0-0-0		0-2-0		0-0-0	
9-12-0	0-2-0	0-2-0		NON-CONFERENCE		0-0-0		2-7-0		7-1-0	
7-6-0	0-0-0	0-1-0		HOME		0-0-0		2-5-0		5-0-0	
2-3-0	0-1-0	0-0-		AWAY		0-0-0		0-0-0		2-1-0	
0-3-0	0-1-0	0-0-0		NEUTRAL		0-0-0		0-2-0		0-0-0	
9-8-1	0-0-0	1-2-0		CONFERENCE		0-0-0		2-1-0		6-5-1	
6-2-1	0-0-0	1-2-0		HOME		0-0-0		0-0-0		5-0-1	
3-6-0	0-0-0	0-0-0		AWAY		0-0-0		2-1-0		1-5-0	
0-0-0	0-0-0	0-0-0		NEUTRAL		0-0-0		0-0-0		0-0-0	
RPI S	Opponent	Score		RPI S	Opponent	Score		RPI S	Opponent	Score	
2 A	Vanderbilt	4	5	45 A	Kentucky	0	15	103 N	North Florida	2	9
7 N	Tennessee	3	6	45 H	Kentucky	4	15	122 H	Eastern Ill.	5	4
				50 H	Fla. Atlantic	4	6	122 H	Eastern Ill.	1	8
				50 H	Fla. Atlantic	5	8	122 H	Eastern Ill.	10	9
				50 H	Fla. Atlantic	11	4	125 H	Memphis	4	12
								125 H	Memphis	4	10
								125 H	Memphis	6	9
								136 A	FIU	15	1
								136 A	FIU	5	4
								136 A	FIU	1	2
								144 H	Austin Peay	3	5
								146 N	La.-Monroe	3	4
								165 H	UAB	6	5
								165 H	UAB	5	4
								165 H	UAB	5	3
								174 A	Marshall	7	11
								174 A	Marshall	16	11
								174 A	Marshall	2	8
								178 A	Eastern Ky.	12	9
								187 A	Lipscomb	1	3
								190 A	Belmont	12	7
								190 H	Belmont	8	7
								191 H	Murray St.	9	5
								198 A	Middle Tenn.	4	13
								198 A	Middle Tenn.	10	13
								198 A	Middle Tenn.	4	11
								203 H	Charlotte	13	13
LAST 10 GAMES				174 A	Marshall	16	11	7 N	Tennessee	3	6
				174 A	Marshall	7	11	122 H	Eastern Ill.	5	4
				203 H	Charlotte	8	5	45 H	Kentucky	4	15
				203 H	Charlotte	8	4	50 H	Fla. Atlantic	4	6
				125 H	Memphis	4	12	50 H	Fla. Atlantic	11	4

Non-Div. I Games:

Western Ky.

RPI	S	Opponent	Score	
203	H	Charlotte	8	5
203	H	Charlotte	8	4
279	H	Northern Ky.	5	4
279	H	Northern Ky.	19	2
279	H	Northern Ky.	9	6

Western Ky.

W  
e  
s  
t  
e  
r  
n  
K  
y  
.

W  
e  
s  
t  
e  
r  
n  
K  
y  
.

P  
e  
n  
n

Penn

RPI	S	Opponent	Score	
291	H	Fairleigh Dickinson	18	5

Penn

P  
e  
n  
n

P  
e  
n  
n



L  
i  
p  
s  
c  
o  
m  
b

Lipscomb

RPI	S	Opponent	Score	
234	H	Western Mich.	5	17
239	H	Texas Southern	11	5
239	H	Texas Southern	17	2
239	H	Texas Southern	11	1
242	H	Valparaiso	6	8
242	H	Valparaiso	6	0
257	H	Tennessee Tech	4	1

Lipscomb

L  
i  
p  
s  
c  
o  
m  
b

L  
i  
p  
s  
c  
o  
m  
b

Average RPI Win: 149		WON-LOST	WINNING	LAST 10	STRENGTH OF		OPP. STRENGTH	TEAM	ADJ	CONF.	ADJ CONF.
Average RPI Loss: 78		RECORD	PCT. RANK	GAMES	SCHEDULE		OF SCHEDULE	RPI	RPI	RPI	RPI
DIV. I ONLY		11-27-0	.28947	265	5-5-0		45	129	188	.48042	188
DIV. I NON-CONF.		9-17-0	.34615	220	4-0-0		57	154	166	.48985	166
TOTALS		RPI 1-25	RPI 26-50		W-L RECORDS		RPI 51-100		RPI 101-150		RPI 150+
11-27-0		1-6-0	2-8-0		OVERALL		1-4-0		2-2-0		5-7-0
6-5-0		1-2-0	2-1-0		HOME		0-1-0		0-1-0		3-0-0
3-14-0		0-0-0	0-6-0		AWAY		1-3-0		1-0-0		1-5-0
2-8-0		0-4-0	0-1-0		NEUTRAL		0-0-0		1-1-0		1-2-0
9-17-0		0-4-0	2-5-0		NON-CONFERENCE		1-2-0		1-2-0		5-4-0
5-2-0		0-0-0	2-1-0		HOME		0-0-0		0-1-0		3-0-0
3-7-0		0-0-0	0-0-		AWAY		1-2-0		1-0-0		1-2-0
1-8-0		0-4-0	0-1-0		NEUTRAL		0-0-0		0-1-0		1-2-0
2-10-0		1-2-0	0-3-0		CONFERENCE		0-2-0		1-0-0		0-3-0
1-3-0		1-2-0	0-0-0		HOME		0-1-0		0-0-0		0-0-0
0-7-0		0-0-0	0-3-0		AWAY		0-1-0		0-0-0		0-3-0
1-0-0		0-0-0	0-0-0		NEUTRAL		0-0-0		1-0-0		0-0-0
RPI S	Opponent	Score	RPI S	Opponent	Score	RPI S	Opponent	Score	RPI S	Opponent	Score
22 H	Indiana	4 13	26 N	NC State	0 5	51 A	Coastal Caro.	0 13	128 H	Central Mich.	6 8
22 H	Indiana	2 11	40 H	Indiana St.	1 2	51 A	Coastal Caro.	5 12	131 A	Notre Dame	3 2
22 H	Indiana	5 3	40 H	Indiana St.	1 0	60 A	Michigan	2 16	132 N	Western Caro.	4 6
24 N	UConn	3 9	40 H	Indiana St.	6 0	60 H	Michigan	3 6	140 N	Ohio St.	7 1
24 N	UConn	1 6	43 A	Arizona St.	5 8	94 A	Arizona	9 5	157 N	Kent St.	2 12
24 N	UConn	4 17	43 A	Arizona St.	2 13				162 A	Rutgers	2 4
24 N	UConn	6 10	43 A	Arizona St.	0 8				162 A	Rutgers	0 8
			44 A	Nebraska	2 5				162 A	Rutgers	3 6
			44 A	Nebraska	2 6				168 A	New Orleans	4 6
			44 A	Nebraska	1 4				168 A	New Orleans	8 4
									168 A	New Orleans	1 4
									172 N	Appalachian St.	6 9
									234 H	Western Mich.	3 2
									234 N	Western Mich.	5 2
									251 H	Oakland	12 2
									286 H	Eastern Mich.	5 3
									162 A	Rutgers	0 8
LAST 10 GAMES											
22 H	Indiana	5 3	251 H	Oakland	12 2						
128 H	Central Mich.	6 8	22 H	Indiana	2 11						
132 N	Western Caro.	4 6	22 H	Indiana	4 13						
51 A	Coastal Caro.	5 12	286 H	Eastern Mich.	5 3						
24 N	UConn	3 9	162 A	Rutgers	0 8						

Non-Div. I Games:

Michigan St.

M  
e  
r  
c  
e  
r

**Mercer**



RPI	S	Opponent	Score	
234	H	Western Mich.	2	1
272	H	Northern Ill.	5	7
275	H	Bowling Green	12	3
275	H	Bowling Green	0	1
275	H	Bowling Green	5	2

Belmont

B  
e  
l  
m  
o  
n  
t

B  
e  
l  
m  
o  
n  
t

Average RPI Win: 169		WON-LOST	WINNING	LAST 10	STRENGTH OF		OPP. STRENGTH	TEAM	ADJ	CONF.	ADJ CONF.
Average RPI Loss: 145		RECORD	PCT. RANK	GAMES	SCHEDULE		OF SCHEDULE	RPI	RPI	RPI	RPI
DIV. I ONLY		15-21-0	.41667	216	4-6-0		106	197	191	.47897	191
DIV. I NON-CONF.		4-13-0	.23529	264	1-1-0		56	147	226	.45542	226
TOTALS		RPI 1-25	RPI 26-50		W-L RECORDS		RPI 51-100		RPI 101-150		RPI 150+
15-21-0	0-2-0	1-3-0		OVERALL		0-0-0		7-5-0		7-11-0	
11-10-0	0-0-0	1-3-0		HOME		0-0-0		5-5-0		5-2-0	
4-11-0	0-2-0	0-0-0		AWAY		0-0-0		2-0-0		2-9-0	
0-0-0	0-0-0	0-0-0		NEUTRAL		0-0-0		0-0-0		0-0-0	
4-13-0	0-2-0	1-3-0		NON-CONFERENCE		0-0-0		2-3-0		1-5-0	
3-6-0	0-0-0	1-3-0		HOME		0-0-0		1-3-0		1-0-0	
1-7-0	0-2-0	0-0-		AWAY		0-0-0		1-0-0		0-5-0	
0-0-0	0-0-0	0-0-0		NEUTRAL		0-0-0		0-0-0		0-0-0	
11-8-0	0-0-0	0-0-0		CONFERENCE		0-0-0		5-2-0		6-6-0	
8-4-0	0-0-0	0-0-0		HOME		0-0-0		4-2-0		4-2-0	
3-4-0	0-0-0	0-0-0		AWAY		0-0-0		1-0-0		2-4-0	
0-0-0	0-0-0	0-0-0		NEUTRAL		0-0-0		0-0-0		0-0-0	
RPI S	Opponent	Score		RPI S	Opponent	Score		RPI S	Opponent	Score	
25 A	Missouri	1	13	30 H	Illinois St.	5	4	114 H	Missouri St.	10	15
25 A	Missouri	1	2	30 H	Illinois St.	3	4	122 H	Eastern Ill.	3	1
				30 H	Illinois St.	5	9	122 H	Eastern Ill.	3	8
				35 H	Evansville	12	16	122 H	Eastern Ill.	14	6
								125 A	Memphis	10	6
								133 H	Miami (OH)	7	5
								133 H	Miami (OH)	3	10
								133 H	Miami (OH)	4	14
								144 A	Austin Peay	8	3
								144 H	Austin Peay	4	0
								144 H	Austin Peay	0	2
								144 H	Austin Peay	11	3
								161 H	Jacksonville St.	9	8
								161 H	Jacksonville St.	2	4
								161 H	Jacksonville St.	8	7
								185 A	Western Ky.	5	9
								190 A	Belmont	6	9
								190 A	Belmont	11	13
								190 A	Belmont	3	4
								198 A	Middle Tenn.	5	8
								198 H	Middle Tenn.	12	6
								205 A	Oral Roberts	3	18
								205 A	Oral Roberts	5	6
								205 A	Oral Roberts	3	11
								257 A	Tennessee Tech	7	3
								257 A	Tennessee Tech	14	7
								257 A	Tennessee Tech	4	10
LAST 10 GAMES				271 H	Southeast Mo. St.	2	4	190 A	Belmont	3	4
				271 H	Southeast Mo. St.	9	5	190 A	Belmont	11	13
				257 A	Tennessee Tech	4	10	190 A	Belmont	6	9
				257 A	Tennessee Tech	14	7	35 H	Evansville	12	16
				30 H	Illinois St.	3	4	271 H	Southeast Mo. St.	6	5

Non-Div. I Games: Kentucky St. 12 8

Murray St.

M  
u  
r  
r  
a  
y  
s  
t  
.

M  
u  
r  
r  
a  
y  
s  
t  
.

Murray St.



Average RPI Win:		201	WON-LOST		WINNING	LAST 10		STRENGTH OF		OPP. STRENGTH	TEAM	ADJ	CONF.	ADJ CONF.
Average RPI Loss:		140	RECORD		PCT. RANK	GAMES		SCHEDULE		OF SCHEDULE	RPI	RPI	RPI	RPI
DIV. I ONLY			17-21-0		.44737	190		142		239	192	.47639	192	20
DIV. I NON-CONF.			11-15-0		.42308	183		96		253	181	.48221	183	23
TOTALS		RPI 1-25	RPI 26-50		W-L RECORDS		RPI 51-100		RPI 101-150		RPI 150+			
17-21-0		1-4-0	0-0-0		OVERALL		1-4-0		2-2-0		13-11-0			
8-8-0		1-3-0	0-0-0		HOME		0-2-0		0-0-0		7-3-0			
4-9-0		0-1-0	0-0-0		AWAY		1-2-0		0-0-0		3-6-0			
5-4-0		0-0-0	0-0-0		NEUTRAL		0-0-0		2-2-0		3-2-0			
11-15-0		1-4-0	0-0-0		NON-CONFERENCE		1-4-0		2-2-0		7-5-0			
5-5-0		1-3-0	0-0-0		HOME		0-2-0		0-0-0		4-0-0			
1-6-0		0-1-0	0-0-		AWAY		1-2-0		0-0-0		0-3-0			
5-4-0		0-0-0	0-0-0		NEUTRAL		0-0-0		2-2-0		3-2-0			
6-6-0		0-0-0	0-0-0		CONFERENCE		0-0-0		0-0-0		6-6-0			
3-3-0		0-0-0	0-0-0		HOME		0-0-0		0-0-0		3-3-0			
3-3-0		0-0-0	0-0-0		AWAY		0-0-0		0-0-0		3-3-0			
0-0-0		0-0-0	0-0-0		NEUTRAL		0-0-0		0-0-0		0-0-0			
RPI S	Opponent	Score	RPI S	Opponent	Score	RPI S	Opponent	Score	RPI S	Opponent	Score	RPI S	Opponent	Score
16 H	Creighton	11 12				66 A	Loyola Marymount	1 3	133 N	Miami (OH)	9 1			
16 H	Creighton	4 9				66 A	Loyola Marymount	5 7	133 N	Miami (OH)	2 3			
23 H	Illinois	1 4				66 A	Loyola Marymount	7 1	133 N	Miami (OH)	7 9			
23 H	Illinois	8 3				80 H	St. John's (NY)	2 6	133 N	Miami (OH)	10 3			
25 A	Missouri	3 4				80 H	St. John's (NY)	3 16	152 A	Massachusetts	8 17			
									152 A	Massachusetts	9 4			
									152 A	Massachusetts	6 7			
									154 H	Dayton	2 4			
									154 H	Dayton	4 3			
									154 H	Dayton	2 3			
									180 A	Fordham	7 4			
									180 A	Fordham	1 3			
									180 A	Fordham	4 1			
									220 A	Stetson	2 3			
									222 A	SIUE	0 2			
									225 N	Sacred Heart	9 7			
									259 N	Western Ill.	0 3			
									259 N	Western Ill.	4 5			
									259 N	Western Ill.	8 2			
									264 N	Georgetown	7 6			
									271 A	Southeast Mo. St.	4 8			
									271 H	Southeast Mo. St.	15 6			
									273 H	Chicago St.	8 3			
									273 H	Chicago St.	7 5			
									273 H	Chicago St.	7 3			
									276 H	St. Bonaventure	5 0			
									276 H	St. Bonaventure	4 1			
			LAST 10 GAMES											
			271 A	Southeast Mo. St.	4 8	259 N	Western Ill.	0 3	273 H	Chicago St.	8 3			
			180 A	Fordham	1 3	133 N	Miami (OH)	10 3	273 H	Chicago St.	7 5			
			180 A	Fordham	7 4	180 A	Fordham	4 1	273 H	Chicago St.	7 3			
			276 H	St. Bonaventure	4 1	276 H	St. Bonaventure	5 8	276 H	St. Bonaventure	5 0			
			276 H	St. Bonaventure	5 0	271 H	Southeast Mo. St.	15 6	276 H	St. Bonaventure	4 1			

Non-Div. I Games: Rockhurst 4 5

Saint Louis

RPI	S	Opponent	Score
276	H	St. Bonaventure	5 <b>8</b>

Saint Louis

Average RPI Win:	209	WON-LOST RECORD	WINNING PCT. RANK	LAST 10 GAMES	STRENGTH OF SCHEDULE	OPP. STRENGTH OF SCHEDULE	TEAM RPI	ADJ RPI	CONF. RPI	ADJ CONF. RPI		
DIV. I ONLY		18-16-0	.52941	125	5-5-0	264	217	193	.47602	193	28	28
DIV. I NON-CONF.		7-9-0	.4375	176	0-1-0	234	36	168	.48886	168	29	29
<hr/>												
TOTALS	RPI 1-25	RPI 26-50		W-L RECORDS		RPI 51-100		RPI 101-150		RPI 150+		
18-16-0	1-0-0	0-0-0		OVERALL		2-4-0		2-2-0		13-10-0		
2-4-0	0-0-0	0-0-0		HOME		0-0-0		0-0-0		2-4-0		
10-7-0	0-0-0	0-0-0		AWAY		2-4-0		1-1-0		7-2-0		
6-5-0	1-0-0	0-0-0		NEUTRAL		0-0-0		1-1-0		4-4-0		
7-9-0	1-0-0	0-0-0		NON-CONFERENCE		2-4-0		2-2-0		2-3-0		
0-0-0	0-0-0	0-0-0		HOME		0-0-0		0-0-0		0-0-0		
3-5-0	0-0-0	0-0-		AWAY		2-4-0		1-1-0		0-0-0		
4-4-0	1-0-0	0-0-0		NEUTRAL		0-0-0		1-1-0		2-3-0		
11-7-0	0-0-0	0-0-0		CONFERENCE		0-0-0		0-0-0		11-7-0		
2-4-0	0-0-0	0-0-0		HOME		0-0-0		0-0-0		2-4-0		
7-2-0	0-0-0	0-0-0		AWAY		0-0-0		0-0-0		7-2-0		
2-1-0	0-0-0	0-0-0		NEUTRAL		0-0-0		0-0-0		2-1-0		
RPI	S	Opponent	Score	RPI	S	Opponent	Score	RPI	S	Opponent	Score	
25	N	Missouri	6 3					53	A	Alabama	4 5	
								83	A	Minnesota	1 5	
								99	A	Little Rock	3 10	
								99	A	Little Rock	9 4	
								99	A	Little Rock	6 7	
								99	A	Little Rock	8 6	
										136	N FIU	4 3
										136	N FIU	1 4
										149	A Central Ark.	3 8
										149	A Central Ark.	7 5
										173	N Northeastern	9 12
										173	N Northeastern	7 13
										196	H Omaha	10 12
										196	H Omaha	7 11
										196	H Omaha	4 9
										205	A Oral Roberts	9 8
										205	A Oral Roberts	0 1
										205	A Oral Roberts	2 1
										218	N UT Martin	4 5
										218	N UT Martin	15 3
										218	N UT Martin	7 1
										243	N North Dakota St.	10 9
										243	N North Dakota St.	2 6
										243	N North Dakota St.	5 2
										259	A Western Ill.	7 4
										259	A Western Ill.	6 10
										259	A Western Ill.	7 6
										259	H Western Ill.	11 3
										259	H Western Ill.	6 7
										259	H Western Ill.	11 9
										298	A Purdue Fort Wayne	12 2
										298	A Purdue Fort Wayne	5 4
										259	A Western Ill.	7 6
										53	A Alabama	4 5
										298	A Purdue Fort Wayne	5 4
										218	N UT Martin	4 5
										298	A Purdue Fort Wayne	8 0
<hr/>												
LAST 10 GAMES												

Non-Div. I Games: Sioux Falls 11 7 South Dakota St.

Average RPI Win: 196		WON-LOST	WINNING	LAST 10	STRENGTH OF		OPP. STRENGTH	TEAM	ADJ	CONF.	ADJ CONF.						
Average RPI Loss: 132		RECORD	PCT. RANK	GAMES	SCHEDULE		OF SCHEDULE	RPI	RPI	RPI	RPI						
DIV. I ONLY		13-22-0	.37143	231	3-7-0		135	226	194	.47584	194	23	22				
DIV. I NON-CONF.		6-17-0	.26087	253	1-5-0		94	173	204	.46876	204	20	20				
<hr/>																	
TOTALS		RPI 1-25		RPI 26-50		W-L RECORDS		RPI 51-100		RPI 101-150		RPI 150+					
13-22-0		0-4-0		0-0-0		OVERALL		1-4-0		3-2-0		9-12-0					
6-6-0		0-0-0		0-0-0		HOME		0-1-0		3-1-0		3-4-0					
7-15-0		0-4-0		0-0-0		AWAY		1-3-0		0-0-0		6-8-0					
0-1-0		0-0-0		0-0-0		NEUTRAL		0-0-0		0-1-0		0-0-0					
<hr/>																	
6-17-0		0-4-0		0-0-0		NON-CONFERENCE		1-4-0		1-1-0		4-8-0					
2-4-0		0-0-0		0-0-0		HOME		0-1-0		1-0-0		1-3-0					
4-12-0		0-4-0		0-0-		AWAY		1-3-0		0-0-0		3-5-0					
0-1-0		0-0-0		0-0-0		NEUTRAL		0-0-0		0-1-0		0-0-0					
<hr/>																	
7-5-0		0-0-0		0-0-0		CONFERENCE		0-0-0		2-1-0		5-4-0					
4-2-0		0-0-0		0-0-0		HOME		0-0-0		2-1-0		2-1-0					
3-3-0		0-0-0		0-0-0		AWAY		0-0-0		0-0-0		3-3-0					
0-0-0		0-0-0		0-0-0		NEUTRAL		0-0-0		0-0-0		0-0-0					
<hr/>																	
RPI	S	Opponent		Score		RPI	S	Opponent		Score		RPI	S	Opponent		Score	
8	A	UC Santa Barbara		5	10							52	A	Bryant		5	8
8	A	UC Santa Barbara		4	6							52	A	Bryant		4	15
8	A	UC Santa Barbara		0	14							52	A	Bryant		6	15
24	A	UConn		4	12							52	H	Bryant		3	23
												72	A	Boston College		7	4

Non-Div. I Games:

Hartford

Average RPI Win:	242	WON-LOST RECORD	WINNING PCT. RANK	LAST 10 GAMES	STRENGTH OF SCHEDULE	OPP. STRENGTH OF SCHEDULE	TEAM RPI	ADJ RPI	CONF. RPI	ADJ CONF. RPI					
DIV. I ONLY		14-24-0	.36842	232	4-6-0	154	262	195	.47435	195	25	25			
DIV. I NON-CONF.		6-15-0	.28571	246	1-1-0	120	221	188	.47904	188	26	26			
<hr/>															
TOTALS	RPI 1-25	RPI 26-50		W-L RECORDS		RPI 51-100		RPI 101-150		RPI 150+					
14-24-0	0-0-0	0-0-0		OVERALL		0-6-0		1-2-0		13-16-0					
3-5-0	0-0-0	0-0-0		HOME		0-0-0		0-0-0		3-5-0					
10-18-0	0-0-0	0-0-0		AWAY		0-6-0		1-2-0		9-10-0					
1-1-0	0-0-0	0-0-0		NEUTRAL		0-0-0		0-0-0		1-1-0					
<hr/>															
6-15-0	0-0-0	0-0-0		NON-CONFERENCE		0-6-0		1-2-0		5-7-0					
0-1-0	0-0-0	0-0-0		HOME		0-0-0		0-0-0		0-1-0					
5-13-0	0-0-0	0-0-		AWAY		0-6-0		1-2-0		4-5-0					
1-1-0	0-0-0	0-0-0		NEUTRAL		0-0-0		0-0-0		1-1-0					
<hr/>															
8-9-0	0-0-0	0-0-0		CONFERENCE		0-0-0		0-0-0		8-9-0					
3-4-0	0-0-0	0-0-0		HOME		0-0-0		0-0-0		3-4-0					
5-5-0	0-0-0	0-0-0		AWAY		0-0-0		0-0-0		5-5-0					
0-0-0	0-0-0	0-0-0		NEUTRAL		0-0-0		0-0-0		0-0-0					
<hr/>															
RPI	S	Opponent	Score	RPI	S	Opponent	Score	RPI	S	Opponent	Score				
				73		A	VCU	6	7	147		A	James Madison	9	6
				73		A	VCU	3	6	147		A	James Madison	4	14
				73		A	VCU	3	7	147		A	James Madison	3	5
				79		A	Elon	0	8	158		A	Wofford	6	7
				79		A	Elon	1	9	158		A	Wofford	1	12
				79		A	Elon	1	5	158		A	Wofford	3	13
										162		H	Rutgers	3	9
										167		H	Navy	9	11
										167		H	Navy	13	24
										167		H	Navy	1	10
										171		A	Army West Point	2	10
										171		A	Army West Point	6	3
										171		A	Army West Point	2	4
										186		N	Penn	3	19
										204		A	Holy Cross	5	10
										204		A	Holy Cross	1	5
										204		A	Holy Cross	9	6
				227		A	USC Upstate	0	5	230		N	Delaware	7	5
				238		A	Saint Joseph's	3	1	238		A	Saint Joseph's	3	1
				248		A	N.C. Central	1	9	248		A	N.C. Central	1	9
				248		A	N.C. Central	2	1	248		A	N.C. Central	2	1
				204		A	Holy Cross	9	6	248		A	N.C. Central	16	10
				285		A	Villanova	8	6	255		A	Lehigh	9	16
				147		A	James Madison	9	6	255		A	Lehigh	10	9
				147		A	James Madison	4	14	255		A	Lehigh	4	1
				282		H	Bucknell	6	5	255		A	Lehigh	14	2
				255		A	Lehigh	10	9	255		A	Lehigh	14	2
171		A	Army West Point	2	10	255		A	Lehigh	14	2				
167		H	Navy	13	24	255		A	Lehigh	14	2				
255		A	Lehigh	9	16	255		A	Lehigh	14	2				
204		A	Holy Cross	5	10	255		A	Lehigh	14	2				

**Non-Div. I Games:**

## Lafayette

RPI	S	Opponent	Score	
255	H	Lehigh	1	12
282	H	Bucknell	6	5
282	H	Bucknell	11	3
282	H	Bucknell	10	5
285	A	Villanova	8	6

Lafayette

L  
a  
f  
a  
y  
e  
t  
t  
e

L  
a  
f  
a  
y  
e  
t  
t  
e

Average RPI Win:	254	WON-LOST RECORD	WINNING PCT. RANK	LAST 10 GAMES	STRENGTH OF SCHEDULE	OPP. STRENGTH OF SCHEDULE	TEAM RPI	ADJ RPI	CONF. RPI	ADJ CONF. RPI		
Average RPI Loss:	151											
DIV. I ONLY	24-11-1	.68056	37	5-5-0	299	203	196	.47381	196	28	28	
DIV. I NON-CONF.	8-9-1	.47222	163	0-3-0	299	74	255	.4344	255	29	29	
<hr/>												
TOTALS	RPI 1-25	RPI 26-50		W-L RECORDS		RPI 51-100		RPI 101-150		RPI 150+		
24-11-1	0-0-0	0-1-0		OVERALL		1-5-0		0-0-0		23-5-1		
9-2-0	0-0-0	0-1-0		HOME		0-1-0		0-0-0		9-0-0		
15-9-1	0-0-0	0-0-0		AWAY		1-4-0		0-0-0		14-5-1		
0-0-0	0-0-0	0-0-0		NEUTRAL		0-0-0		0-0-0		0-0-0		
<hr/>												
8-9-1	0-0-0	0-1-0		NON-CONFERENCE		1-5-0		0-0-0		7-3-1		
0-2-0	0-0-0	0-1-0		HOME		0-1-0		0-0-0		0-0-0		
8-7-1	0-0-0	0-0-		AWAY		1-4-0		0-0-0		7-3-1		
0-0-0	0-0-0	0-0-0		NEUTRAL		0-0-0		0-0-0		0-0-0		
<hr/>												
16-2-0	0-0-0	0-0-0		CONFERENCE		0-0-0		0-0-0		16-2-0		
9-0-0	0-0-0	0-0-0		HOME		0-0-0		0-0-0		9-0-0		
7-2-0	0-0-0	0-0-0		AWAY		0-0-0		0-0-0		7-2-0		
0-0-0	0-0-0	0-0-0		NEUTRAL		0-0-0		0-0-0		0-0-0		
<hr/>												
RPI S	Opponent	Score	RPI S	Opponent	Score	RPI S	Opponent	Score	RPI S	Opponent	Score	
			44 H	Nebraska	5 8	70 A	Kansas St.	2 7	193 A	South Dakota St.	11 7	
						70 H	Kansas St.	2 9	193 A	South Dakota St.	9 4	
						85 A	Wichita St.	2 12	193 A	South Dakota St.	12 10	
						92 A	Southern California	0 11	205 A	Oral Roberts	7 10	
						92 A	Southern California	5 6	205 A	Oral Roberts	7 8	
						92 A	Southern California	12 9	205 A	Oral Roberts	4 2	
									243 H	North Dakota St.	3 0	
									243 H	North Dakota St.	7 6	
									243 H	North Dakota St.	4 1	
									254 A	Seattle U	6 8	
									254 A	Seattle U	10 8	
									254 A	Seattle U	3 2	
									254 A	Seattle U	0 12	
									259 H	Western Ill.	4 3	
									259 H	Western Ill.	15 5	
									259 H	Western Ill.	8 2	
									280 A	Santa Clara	2 0	
									280 A	Santa Clara	7 4	
									280 A	Santa Clara	2 0	
									280 A	Santa Clara	4 2	
									287 A	Savannah St.	2 0	
									287 A	Savannah St.	4 5	
									287 A	Savannah St.	3 3	
									298 A	Purdue Fort Wayne	4 2	
									298 A	Purdue Fort Wayne	5 0	
									298 A	Purdue Fort Wayne	13 2	
									298 H	Purdue Fort Wayne	26 0	
<hr/>												
LAST 10 GAMES			298 A Purdue Fort Wayne			13 2	259 H Western Ill.			15 5	287 A Savannah St.	4 5
			205 A Oral Roberts			7 8	259 H Western Ill.			4 3	298 A Purdue Fort Wayne	4 2
			205 A Oral Roberts			4 2	280 A Santa Clara			7 4	298 A Purdue Fort Wayne	5 0
			193 A South Dakota St.			11 7	254 A Seattle U			10 8	298 A Purdue Fort Wayne	13 2
			193 A South Dakota St.			9 4	254 A Seattle U			3 2	298 H Purdue Fort Wayne	26 0

Non-Div. I Games:

Omaha

RPI	S	Opponent	Score	
298	H	Purdue Fort Wayne	6	1
298	H	Purdue Fort Wayne	11	4

Omaha

O  
m  
a  
h  
a

O  
m  
a  
h  
a



Average RPI Win:	223	WON-LOST RECORD	WINNING PCT. RANK	LAST 10 GAMES	STRENGTH OF SCHEDULE	OPP. STRENGTH OF SCHEDULE	TEAM RPI	ADJ RPI	CONF. RPI	ADJ CONF. RPI	
Average RPI Loss:	160										
DIV. I ONLY	15-17-0	.46875	177	5-5-0	247	234	197	.47305	197	23	22
DIV. I NON-CONF.	10-11-0	.47619	159	3-1-0	216	249	160	.49407	160	20	20
<hr/>											
TOTALS	RPI 1-25	RPI 26-50		W-L RECORDS		RPI 51-100		RPI 101-150		RPI 150+	
15-17-0	0-0-0	0-0-0		OVERALL		0-3-0		1-5-0		14-9-0	
4-4-0	0-0-0	0-0-0		HOME		0-0-0		1-3-0		3-1-0	
11-10-0	0-0-0	0-0-0		AWAY		0-0-0		0-2-0		11-8-0	
0-3-0	0-0-0	0-0-0		NEUTRAL		0-3-0		0-0-0		0-0-0	
<hr/>											
10-11-0	0-0-0	0-0-0		NON-CONFERENCE		0-3-0		0-3-0		10-5-0	
2-1-0	0-0-0	0-0-0		HOME		0-0-0		0-1-0		2-0-0	
8-7-0	0-0-0	0-0-		AWAY		0-0-0		0-2-0		8-5-0	
0-3-0	0-0-0	0-0-0		NEUTRAL		0-3-0		0-0-0		0-0-0	
<hr/>											
5-6-0	0-0-0	0-0-0		CONFERENCE		0-0-0		1-2-0		4-4-0	
2-3-0	0-0-0	0-0-0		HOME		0-0-0		1-2-0		1-1-0	
3-3-0	0-0-0	0-0-0		AWAY		0-0-0		0-0-0		3-3-0	
0-0-0	0-0-0	0-0-0		NEUTRAL		0-0-0		0-0-0		0-0-0	
<hr/>											
RPI S	Opponent	Score	RPI S	Opponent	Score	RPI S	Opponent	Score	RPI S	Opponent	Score
						60 N	Michigan	0 10	102 H	Stony Brook	5 0
						60 N	Michigan	2 12	102 H	Stony Brook	3 6
						60 N	Michigan	4 5	102 H	Stony Brook	6 7
									114 H	Marist	5 11
									121 A	Old Dominion	9 12
									121 A	Old Dominion	1 2
									169 A	Penn St.	3 5
									174 A	Marshall	3 1
									174 A	Marshall	3 4
									189 A	Mercer	10 7
									189 A	Mercer	6 4
									189 A	Mercer	3 10
									209 H	Maine	0 8
									209 H	Maine	4 1
									212 A	Kennesaw St.	1 10
									212 A	Kennesaw St.	12 6
									228 A	Cornell	8 4
									232 A	Albany (NY)	3 4
									232 A	Albany (NY)	15 3
									232 A	Albany (NY)	11 1
									249 H	Central Conn. St.	3 2
									258 A	UMass Lowell	2 12
									258 A	UMass Lowell	4 1
									258 A	UMass Lowell	0 4
									261 A	VMI	4 2
									261 A	VMI	2 1
									261 A	VMI	8 4
<hr/>											
			LAST 10 GAMES								
			258 A	UMass Lowell	4 1	232 A	Albany (NY)	11 1	258 A	UMass Lowell	4 1
			174 A	Marshall	3 4	258 A	UMass Lowell	2 12	258 A	UMass Lowell	0 4
			209 H	Maine	4 1	114 H	Marist	5 11	261 A	VMI	4 2
			258 A	UMass Lowell	0 4	102 H	Stony Brook	3 6	261 A	VMI	2 1
			102 H	Stony Brook	5 0	102 H	Stony Brook	6 7	261 A	VMI	8 4

Non-Div. I Games:

Binghamton

Binghamton

Average RPI Win: 170		WON-LOST	WINNING	LAST 10	STRENGTH OF		OPP. STRENGTH	TEAM	ADJ	CONF.	ADJ CONF.
Average RPI Loss: 124		RECORD	PCT. RANK	GAMES	SCHEDULE		OF SCHEDULE	RPI	RPI	RPI	RPI
DIV. I ONLY		16-25-0	.39024	225	3-7-0		144	106	198	.47267	198
DIV. I NON-CONF.		7-16-0	.30435	235	1-3-0		165	107	242	.44441	241
TOTALS		RPI 1-25	RPI 26-50		W-L RECORDS		RPI 51-100		RPI 101-150		RPI 150+
16-25-0	0-2-0	1-5-0		OVERALL		1-2-0		4-7-0		10-9-0	
12-9-0	0-1-0	1-2-0		HOME		1-1-0		1-0-0		9-5-0	
4-16-0	0-1-0	0-3-0		AWAY		0-1-0		3-7-0		1-4-0	
0-0-0	0-0-0	0-0-0		NEUTRAL		0-0-0		0-0-0		0-0-0	
7-16-0	0-2-0	0-3-0		NON-CONFERENCE		1-2-0		2-3-0		4-6-0	
6-6-0	0-1-0	0-0-0		HOME		1-1-0		1-0-0		4-4-0	
1-10-0	0-1-0	0-0-		AWAY		0-1-0		1-3-0		0-2-0	
0-0-0	0-0-0	0-0-0		NEUTRAL		0-0-0		0-0-0		0-0-0	
9-9-0	0-0-0	1-2-0		CONFERENCE		0-0-0		2-4-0		6-3-0	
6-3-0	0-0-0	1-2-0		HOME		0-0-0		0-0-0		5-1-0	
3-6-0	0-0-0	0-0-0		AWAY		0-0-0		2-4-0		1-2-0	
0-0-0	0-0-0	0-0-0		NEUTRAL		0-0-0		0-0-0		0-0-0	
RPI S	Opponent	Score	RPI S	Opponent	Score	RPI S	Opponent	Score	RPI S	Opponent	Score
2 H	Vanderbilt	3 15	31 H	Louisiana Tech	4 1	53 A	Alabama	0 2	125 A	Memphis	2 1
7 A	Tennessee	0 2	31 H	Louisiana Tech	1 5	78 H	Bradley	1 2	125 A	Memphis	6 8
			31 H	Louisiana Tech	5 10	78 H	Bradley	1 0	125 A	Memphis	5 7
			45 A	Kentucky	0 7				137 A	Rice	2 7
			45 A	Kentucky	1 4				137 A	Rice	5 7
			45 A	Kentucky	4 5				137 A	Rice	4 10
									139 A	UTSA	7 4
									139 A	UTSA	4 10
									139 A	UTSA	9 4
									144 A	Austin Peay	3 10
									144 H	Austin Peay	7 1
									165 H	UAB	8 10
									165 H	UAB	7 3
									165 H	UAB	9 2
									174 A	Marshall	3 13
									174 A	Marshall	0 7
									174 A	Marshall	10 5
									185 H	Western Ky.	11 4
									185 H	Western Ky.	13 10
									185 H	Western Ky.	13 4
									187 A	Lipscomb	10 12
									187 H	Lipscomb	6 8
									190 H	Belmont	4 5
									191 A	Murray St.	6 12
									191 H	Murray St.	8 5
									257 H	Tennessee Tech	11 4
									272 H	Northern Ill.	2 3
LAST 10 GAMES			165 H	UAB	8 10	275 H	Bowling Green	3 2			
			165 H	UAB	7 3	144 H	Austin Peay	7 1			
			125 A	Memphis	6 8	137 A	Rice	5 7			
			125 A	Memphis	5 7	137 A	Rice	2 7			
			78 H	Bradley	1 2	137 A	Rice	4 10			

Non-Div. I Games:

Middle Tenn.

RPI	S	Opponent	Score	
275	H	Bowling Green	3	2
275	H	Bowling Green	3	4
275	H	Bowling Green	7	0

Middle Tenn.

M  
i  
d  
d  
l  
e  
T  
e  
n  
n  
.

M  
i  
d  
d  
l  
e  
T  
e  
n  
n  
.

Average RPI Win:	230	WON-LOST RECORD		WINNING PCT. RANK		LAST 10 GAMES		STRENGTH OF SCHEDULE		OPP. STRENGTH OF SCHEDULE		TEAM RPI		ADJ RPI		CONF. RPI		ADJ CONF. RPI	
DIV. I ONLY		16-20-0		.44444	192	4-6-0		249		219		199		.47168	199	14		14	
DIV. I NON-CONF.		14-16-0		.46667	167	3-3-0		260		245		195		.47568	195	14		14	
<hr/>																			
TOTALS		RPI 1-25		RPI 26-50		W-L RECORDS		RPI 51-100		RPI 101-150		RPI 150+							
16-20-0		0-3-0		0-0-0		OVERALL		2-4-0		1-7-0		13-6-0							
0-3-0		0-3-0		0-0-0		HOME		0-0-0		0-0-0		0-0-0							
12-10-0		0-0-0		0-0-0		AWAY		2-3-0		0-3-0		10-4-0							
4-7-0		0-0-0		0-0-0		NEUTRAL		0-1-0		1-4-0		3-2-0							
14-16-0		0-0-0		0-0-0		NON-CONFERENCE		2-4-0		1-7-0		11-5-0							
0-0-0		0-0-0		0-0-0		HOME		0-0-0		0-0-0		0-0-0							
10-9-0		0-0-0		0-0-		AWAY		2-3-0		0-3-0		8-3-0							
4-7-0		0-0-0		0-0-0		NEUTRAL		0-1-0		1-4-0		3-2-0							
2-4-0		0-3-0		0-0-0		CONFERENCE		0-0-0		0-0-0		2-1-0							
0-3-0		0-3-0		0-0-0		HOME		0-0-0		0-0-0		0-0-0							
2-1-0		0-0-0		0-0-0		AWAY		0-0-0		0-0-0		2-1-0							
0-0-0		0-0-0		0-0-0		NEUTRAL		0-0-0		0-0-0		0-0-0							
RPI	S	Opponent	Score		RPI	S	Opponent	Score		RPI	S	Opponent	Score		RPI	S	Opponent	Score	
16	H	Creighton	1	5						75	A	TCU	1	5	109	N	Harvard	2	6
16	H	Creighton	1	3						75	A	TCU	7	3	109	N	Harvard	7	4
16	H	Creighton	1	11						75	A	TCU	6	8	136	A	FIU	0	1
										91	N	Kansas	4	7	136	A	FIU	5	6
										93	A	Virginia	3	0	136	A	FIU	7	10
										93	A	Virginia	0	4	140	N	Ohio St.	3	4
															140	N	Ohio St.	0	6
															140	N	Ohio St.	3	5
															154	N	Dayton	1	2
															214	N	NJIT	8	5
															231	A	Wagner	11	7
															231	N	Wagner	10	0
															238	N	Saint Joseph's	4	7
															250	A	Princeton	7	2
															252	A	Monmouth	6	3
															252	A	Monmouth	12	2
															270	A	Iona	14	3
															270	A	Iona	7	0
															270	A	Iona	0	5
															282	N	Bucknell	12	1
															283	A	Rider	8	11
															285	A	Villanova	7	5
															285	A	Villanova	6	3
															285	A	Villanova	5	6
															291	A	Fairleigh Dickinson	10	5
															291	A	Fairleigh Dickinson	8	1
															291	A	Fairleigh Dickinson	5	6
												</							

**Non-Div. I Games:**

Seton Hall

Average RPI Win: 179		WON-LOST RECORD		WINNING PCT. RANK		LAST 10 GAMES		STRENGTH OF SCHEDULE		OPP. STRENGTH OF SCHEDULE		TEAM RPI		ADJ RPI		CONF. RPI		ADJ CONF. RPI	
DIV. I ONLY		14-27-0		.34146 247		4-6-0		90		140		200		.47158 200		12		12	
DIV. I NON-CONF.		6-12-0		.33333 222		0-3-0		22		177		183		.48264 182		13		13	
TOTALS		RPI 1-25		RPI 26-50		W-L RECORDS		RPI 51-100		RPI 101-150		RPI 150+							
14-27-0		0-2-0		1-4-0		OVERALL		0-5-0		2-11-0		11-5-0							
10-11-0		0-0-0		1-3-0		HOME		0-0-0		0-5-0		9-3-0							
4-16-0		0-2-0		0-1-0		AWAY		0-5-0		2-6-0		2-2-0							
0-0-0		0-0-0		0-0-0		NEUTRAL		0-0-0		0-0-0		0-0-0							
6-12-0		0-2-0		1-4-0		NON-CONFERENCE		0-2-0		0-4-0		5-0-0							
6-5-0		0-0-0		1-3-0		HOME		0-0-0		0-2-0		5-0-0							
0-7-0		0-2-0		0-0-		AWAY		0-2-0		0-2-0		0-0-0							
0-0-0		0-0-0		0-0-0		NEUTRAL		0-0-0		0-0-0		0-0-0							
8-15-0		0-0-0		0-0-0		CONFERENCE		0-3-0		2-7-0		6-5-0							
4-6-0		0-0-0		0-0-0		HOME		0-0-0		0-3-0		4-3-0							
4-9-0		0-0-0		0-0-0		AWAY		0-3-0		2-4-0		2-2-0							
0-0-0		0-0-0		0-0-0		NEUTRAL		0-0-0		0-0-0		0-0-0							
RPI	S	Opponent		Score		RPI	S	Opponent		Score		RPI	S	Opponent		Score			
13	A	Texas A&M		7	10	38	H	Houston		7	8	77	A	Sam Houston St.		6	15		
20	A	LSU		3	5	39	A	Texas		2	7	77	A	Sam Houston St.		4	8		
						42	H	BYU		3	1	77	A	Sam Houston St.		5	6		
						42	H	BYU		2	4	89	A	Tulane		10	22		
						42	H	BYU		0	4	89	A	Tulane		1	9		
														123 A McNeese		1	6		
														123 A McNeese		4	6		
														123 A McNeese		2	1		
														128 H Central Mich.		6	10		
														128 H Central Mich.		2	4		
														137 A Rice		5	12		
														139 A UTSA		2	25		
														145 H SFA		2	4		
														145 H SFA		1	4		
														145 H SFA		3	5		
														155 H A&M-Corpus Christi		10	4		
														155 H A&M-Corpus Christi		7	3		
														155 H A&M-Corpus Christi		9	1		
														170 H Nicholls St.		4	5		
														170 H Nicholls St.		2	4		
														170 H Nicholls St.		5	6		
														177 A Abilene Christian		5	6		
														177 A Abilene Christian		13	1		
														177 A Abilene Christian		4	6		
														207 A Houston Baptist		6	3		
														207 H Houston Baptist		11	1		
														210 H Southern U.		6	5		
														219 H LIU Brooklyn		6	2		
														219 H LIU Brooklyn		8	4		
LAST 10 GAMES																			

Non-Div. I Games:

Lamar University

RPI	S	Opponent	Score	
219	H	LIU Brooklyn	2	1
293	H	Prairie View	7	6

Lamar University

L  
a  
m  
a  
r  
U  
n  
i  
v  
e  
r  
s  
i  
t  
y

L  
a  
m  
a  
r  
U  
n  
i  
v  
e  
r  
s  
i  
t  
y

Average RPI Win:		154	WON-LOST		WINNING		LAST 10		STRENGTH OF		OPP. STRENGTH		TEAM		ADJ		CONF.		ADJ CONF.				
Average RPI Loss:		77	RECORD		PCT. RANK		GAMES		SCHEDULE		OF SCHEDULE		RPI		RPI		RPI		RPI				
DIV. I ONLY			8-28-1		.22973		288		1-8-1		56		104		201		.47036		201				
DIV. I NON-CONF.			7-15-0		.31818		231		0-1-0		164		164		201		.47262		201				
TOTALS		RPI 1-25		RPI 26-50				W-L RECORDS				RPI 51-100				RPI 101-150				RPI 150+			
8-28-1		0-3-0		1-11-0				OVERALL				1-8-1				2-3-0				4-3-0			
4-6-0		0-3-0		1-2-0				HOME				1-0-0				0-0-0				2-1-0			
4-22-1		0-0-0		0-9-0				AWAY				0-8-1				2-3-0				2-2-0			
0-0-0		0-0-0		0-0-0				NEUTRAL				0-0-0				0-0-0				0-0-0			
7-15-0		0-0-0		0-3-0				NON-CONFERENCE				1-6-0				2-3-0				4-3-0			
3-1-0		0-0-0		0-0-0				HOME				1-0-0				0-0-0				2-1-0			
4-14-0		0-0-0		0-0-				AWAY				0-6-0				2-3-0				2-2-0			
0-0-0		0-0-0		0-0-0				NEUTRAL				0-0-0				0-0-0				0-0-0			
1-13-1		0-3-0		1-8-0				CONFERENCE				0-2-1				0-0-0				0-0-0			
1-5-0		0-3-0		1-2-0				HOME				0-0-0				0-0-0				0-0-0			
0-8-1		0-0-0		0-6-0				AWAY				0-2-1				0-0-0				0-0-0			
0-0-0		0-0-0		0-0-0				NEUTRAL				0-0-0				0-0-0				0-0-0			
RPI	S	Opponent		Score		RPI	S	Opponent		Score		RPI	S	Opponent		Score		RPI	S	Opponent		Score	
11	H	Stanford		1	7	34	H	Oregon		3	21	65	A	Gonzaga		5	8	105	A	Nevada		1	8
11	H	Stanford		2	14	34	H	Oregon		8	11	65	H	Gonzaga		12	10	105	A	Nevada		3	1
11	H	Stanford		5	8	34	H	Oregon		8	7	66	A	Loyola Marymount		2	3	105	A	Nevada		16	2
						37	A	UC Irvine		1	5	74	A	Saint Mary's (CA)		1	9	106	A	UNLV		7	12
						37	A	UC Irvine		1	4	74	A	Saint Mary's (CA)		3	6	106	A	UNLV		3	17
						37	A	UC Irvine		4	8	74	A	Saint Mary's (CA)		1	8	182	H	CSUN		10	1
						43	A	Arizona St.		7	8	74	A	Saint Mary's (CA)		8	14	182	H	CSUN		3	1
						43	A	Arizona St.		0	6	92	A	Southern California		0	4	182	H	CSUN		1	5
						43	A	Arizona St.		5	6	92	A	Southern California		1	10	280	A	Santa Clara		2	4
						46	A	California		0	6	92	A	Southern California		10	10	280	A	Santa Clara		1	3
						46	A	California		1	6							280	A	Santa Clara		10	0
						46	A	California		5	9							280	A	Santa Clara		10	6
LAST 10 GAMES																							
						74	A	Saint Mary's (CA)		3	6	34	H	Oregon		8	7						
						65	A	Gonzaga		5	8	34	H	Oregon		8	11						
						92	A	Southern California		10	10	34	H	Oregon		3	21						
						92	A	Southern California		1	10	46	A	California		5	9						
						92	A	Southern California		0	4	46	A	California		1	6						

Non-Div. I Games:

Washington St.



Average RPI Win: 193		WON-LOST RECORD	WINNING PCT. RANK	LAST 10 GAMES	STRENGTH OF SCHEDULE	OPP. STRENGTH OF SCHEDULE	TEAM RPI	ADJ RPI	CONF. RPI	ADJ CONF. RPI		
Average RPI Loss: 186												
DIV. I ONLY		15-23-0	.39474	224	5-5-0	172	270	202	.47009	202	24	24
DIV. I NON-CONF.		12-13-0	.48	156	3-1-0	204	263	148	.49949	148	25	25
<hr/>												
TOTALS		RPI 1-25		RPI 26-50		W-L RECORDS		RPI 51-100		RPI 101-150		RPI 150+
15-23-0		0-0-0		0-0-0		OVERALL		1-2-0		2-5-0		12-16-0
3-6-0		0-0-0		0-0-0		HOME		0-0-0		2-4-0		1-2-0
8-16-0		0-0-0		0-0-0		AWAY		0-2-0		0-1-0		8-13-0
4-1-0		0-0-0		0-0-0		NEUTRAL		1-0-0		0-0-0		3-1-0
12-13-0		0-0-0		0-0-0		NON-CONFERENCE		1-2-0		0-1-0		11-10-0
1-1-0		0-0-0		0-0-0		HOME		0-0-0		0-0-0		1-1-0
7-11-0		0-0-0		0-0-		AWAY		0-2-0		0-1-0		7-8-0
4-1-0		0-0-0		0-0-0		NEUTRAL		1-0-0		0-0-0		3-1-0
3-10-0		0-0-0		0-0-0		CONFERENCE		0-0-0		2-4-0		1-6-0
2-5-0		0-0-0		0-0-0		HOME		0-0-0		2-4-0		0-1-0
1-5-0		0-0-0		0-0-0		AWAY		0-0-0		0-0-0		1-5-0
0-0-0		0-0-0		0-0-0		NEUTRAL		0-0-0		0-0-0		0-0-0
RPI	S	Opponent	Score	RPI	S	Opponent	Score	RPI	S	Opponent	Score	
						52 N Bryant	6 2			128 H Central Mich.	4 3	
						60 A Michigan	2 8			128 H Central Mich.	1 7	
						86 A Wright St.	5 10			128 H Central Mich.	3 18	
										133 H Miami (OH)	7 5	
										133 H Miami (OH)	2 3	
										133 H Miami (OH)	6 10	
										140 A Ohio St.	4 9	
										154 A Dayton	10 9	
										154 H Dayton	9 12	
										156 A Winthrop	8 7	
										156 A Winthrop	5 4	
										156 A Winthrop	3 17	
										159 A Richmond	4 6	
										160 A Davidson	5 11	
										160 A Davidson	2 3	
										160 A Davidson	13 5	
										187 A Lipscomb	6 12	
										190 A Belmont	2 5	
										190 A Belmont	10 7	
										208 N Quinnipiac	9 8	
										210 A UNCW	5 3	
										210 A UNCW	5 13	
										233 A Ohio	12 8	
										233 A Ohio	2 5	
										233 A Ohio	5 16	
										234 H Western Mich.	3 6	
										251 H Oakland	19 8	
<hr/>												
LAST 10 GAMES												
						128 H Central Mich.	1 7			154 A Dayton	10 9	
						233 A Ohio	12 8			128 H Central Mich.	3 18	
						160 A Davidson	5 11			128 H Central Mich.	4 3	
						190 A Belmont	2 5			298 A Purdue Fort Wayne	11 7	
						282 N Bucknell	15 6			251 H Oakland	19 8	

Non-Div. I Games:

Toledo

RPI	S	Opponent	Score
275	A	Bowling Green	6 9
275	A	Bowling Green	6 10
275	A	Bowling Green	5 6
281	A	Youngstown St.	3 5
282	N	Bucknell	15 6
282	N	Bucknell	10 1
282	N	Bucknell	7 8
298	A	Purdue Fort Wayne	11 7

Toledo

Average RPI Win:	185	WON-LOST RECORD		WINNING PCT. RANK		LAST 10 GAMES		STRENGTH OF SCHEDULE		OPP. STRENGTH OF SCHEDULE		TEAM RPI		ADJ RPI		CONF. RPI		ADJ CONF. RPI	
DIV. I ONLY		14-25-1		.3625	236	2-8-0		72		160		203		.46942	203	11		11	
DIV. I NON-CONF.		9-13-0		.40909	190	0-3-0		108		196		219		.46077	218	11		11	
<hr/>																			
TOTALS		RPI 1-25		RPI 26-50		W-L RECORDS		RPI 51-100		RPI 101-150		RPI 150+							
14-25-1		0-1-0		0-6-0		OVERALL		0-7-0		4-3-0		10-8-1							
12-15-0		0-0-0		0-5-0		HOME		0-2-0		2-2-0		10-6-0							
2-10-1		0-1-0		0-1-0		AWAY		0-5-0		2-1-0		0-2-1							
0-0-0		0-0-0		0-0-0		NEUTRAL		0-0-0		0-0-0		0-0-0							
9-13-0		0-1-0		0-3-0		NON-CONFERENCE		0-4-0		0-1-0		9-4-0							
9-9-0		0-0-0		0-2-0		HOME		0-2-0		0-1-0		9-4-0							
0-4-0		0-1-0		0-0-		AWAY		0-2-0		0-0-0		0-0-0							
0-0-0		0-0-0		0-0-0		NEUTRAL		0-0-0		0-0-0		0-0-0							
5-12-1		0-0-0		0-3-0		CONFERENCE		0-3-0		4-2-0		1-4-1							
3-6-0		0-0-0		0-3-0		HOME		0-0-0		2-1-0		1-2-0							
2-6-1		0-0-0		0-0-0		AWAY		0-3-0		2-1-0		0-2-1							
0-0-0		0-0-0		0-0-0		NEUTRAL		0-0-0		0-0-0		0-0-0							
RPI	S	Opponent	Score		RPI	S	Opponent	Score		RPI	S	Opponent	Score		RPI	S	Opponent	Score	
3	A	Arkansas	2	9	26	H	NC State	5	6	54	A	Southern Miss.	1	7	121	A	Old Dominion	8	7
					41	A	Clemson	6	7	54	A	Southern Miss.	6	8	121	A	Old Dominion	11	8
					41	H	Clemson	5	8	54	A	Southern Miss.	3	14	121	A	Old Dominion	0	10
					50	H	Fla. Atlantic	5	12	57	A	South Carolina	4	5	137	H	Rice	4	19
					50	H	Fla. Atlantic	6	10	67	A	Wake Forest	6	14	137	H	Rice	6	5
					50	H	Fla. Atlantic	4	8	67	H	Wake Forest	6	18	137	H	Rice	4	0
										100	H	Morehead St.	3	5	141	H	Gardner-Webb	4	11
															157	H	Kent St.	1	0
															157	H	Kent St.	7	2
															157	H	Kent St.	3	5
															166	H	Canisius	5	10
															166	H	Canisius	9	2
															166	H	Canisius	3	5
															174	H	Marshall	4	5
															174	H	Marshall	6	12
															174	H	Marshall	8	5
															185	A	Western Ky.	5	8
															185	A	Western Ky.	13	13
															185	A	Western Ky.	4	8
															230	H	Delaware	3	1
															230	H	Delaware	5	2
															230	H	Delaware	5	4
															237	H	UNC Asheville	5	2
															245	H	Coppin St.	7	3
															245	H	Coppin St.	14	4
															245	H	Coppin St.	3	9

**Non-Div. I Games:**

Charlotte

Average RPI Win:		213	WON-LOST RECORD		WINNING PCT. RANK		LAST 10 GAMES		STRENGTH OF SCHEDULE		OPP. STRENGTH OF SCHEDULE		TEAM RPI		ADJ RPI		CONF. RPI		ADJ CONF. RPI				
Average RPI Loss:		128																					
DIV. I ONLY			15-26-0		.36585	234	7-3-0		166		194		204		.46916		204	25		25			
DIV. I NON-CONF.			5-19-0		.20833	277	1-0-0		135		61		231		.45406		231	26		26			
TOTALS		RPI 1-25		RPI 26-50		W-L RECORDS		RPI 51-100		RPI 101-150		RPI 150+											
15-26-0		0-1-0		0-4-0		OVERALL		0-4-0		1-3-0		14-14-0											
8-4-0		0-0-0		0-0-0		HOME		0-0-0		0-0-0		8-4-0											
6-21-0		0-1-0		0-4-0		AWAY		0-4-0		1-3-0		5-9-0											
1-1-0		0-0-0		0-0-0		NEUTRAL		0-0-0		0-0-0		1-1-0											
5-19-0		0-1-0		0-4-0		NON-CONFERENCE		0-4-0		1-3-0		4-7-0											
2-0-0		0-0-0		0-0-0		HOME		0-0-0		0-0-0		2-0-0											
2-18-0		0-1-0		0-0-		AWAY		0-4-0		1-3-0		1-6-0											
1-1-0		0-0-0		0-0-0		NEUTRAL		0-0-0		0-0-0		1-1-0											
10-7-0		0-0-0		0-0-0		CONFERENCE		0-0-0		0-0-0		10-7-0											
6-4-0		0-0-0		0-0-0		HOME		0-0-0		0-0-0		6-4-0											
4-3-0		0-0-0		0-0-0		AWAY		0-0-0		0-0-0		4-3-0											
0-0-0		0-0-0		0-0-0		NEUTRAL		0-0-0		0-0-0		0-0-0											
RPI	S	Opponent		Score		RPI	S	Opponent		Score		RPI	S	Opponent		Score		RPI	S	Opponent		Score	
20	A	LSU		2	9	33	A	Baylor		0	12	54	A	Southern Miss.		1	4	108	A	Rhode Island		7	3
						33	A	Baylor		5	8	54	A	Southern Miss.		0	4	109	A	Harvard		6	7
						33	A	Baylor		1	6	54	A	Southern Miss.		3	5	123	A	McNeese		1	4
						33	A	Baylor		5	8	72	A	Boston College		4	11	123	A	McNeese		0	13
																		152	H	Massachusetts		11	2
																		165	A	UAB		2	6
																		165	A	UAB		6	20
																		165	A	UAB		2	8
																		167	A	Navy		1	3
																		167	A	Navy		3	4
																		167	A	Navy		4	1
																		167	H	Navy		1	6
																		167	H	Navy		4	0
																		170	N	Nicholls St.		2	11
																		170	N	Nicholls St.		8	6
																		171	A	Army West Point		5	8
																		173	A	Northeastern		7	8
																		173	A	Northeastern		3	6
																		173	A	Northeastern		8	4
																		173	A	Northeastern		0	1
																		195	H	Lafayette		5	1
																		195	H	Lafayette		6	9
																		195	H	Lafayette		10	5
																		229	H	Dartmouth		16	10
																		255	H	Lehigh		3	5
																		255	H	Lehigh		5	4
																		255	H	Lehigh		4	1
LAST 10 GAMES																							
						195	H	Lafayette		6	9	282	A	Bucknell		6	3	195	H	Lafayette		10	5
												173	A	Northeastern		3	6	229	H	Dartmouth		16	10
						167	H	Navy		4	0	255	H	Lehigh		4	1	255	H	Lehigh		3	5
						167	A	Navy		3	4	282	H	Bucknell		6	5	255	H	Lehigh		5	4
						173	A	Northeastern		7	8	195	H	Lafayette		10	5	255	H	Lehigh		4	1

Non-Div. I Games:

Holy Cross

RPI	S	Opponent	Score	
282	A	Bucknell	6	3
282	A	Bucknell	6	3
282	A	Bucknell	13	7
282	H	Bucknell	4	8
282	H	Bucknell	6	5

Holy Cross

H  
o  
l  
y  
C  
r  
o  
s  
s

H  
o  
l  
y  
C  
r  
o  
s  
s

Average RPI Win: 197		WON-LOST	WINNING	LAST 10	STRENGTH OF		OPP. STRENGTH	TEAM	ADJ	CONF.	ADJ CONF.
Average RPI Loss: 146		RECORD	PCT. RANK	GAMES	SCHEDULE		OF SCHEDULE	RPI	RPI	RPI	RPI
DIV. I ONLY		19-18-0	.51351	140	5-5-0		203	218	205	.4686	205
DIV. I NON-CONF.		9-10-0	.47368	162	1-1-0		75	35	134	.50621	134
TOTALS		RPI 1-25	RPI 26-50		W-L RECORDS		RPI 51-100		RPI 101-150		RPI 150+
19-18-0	0-1-0	2-4-0		OVERALL		1-1-0		0-3-0		16-9-0	
16-8-0	0-0-0	1-3-0		HOME		1-0-0		0-1-0		14-4-0	
3-8-0	0-1-0	1-0-0		AWAY		0-1-0		0-1-0		2-5-0	
0-2-0	0-0-0	0-1-0		NEUTRAL		0-0-0		0-1-0		0-0-0	
9-10-0	0-1-0	2-4-0		NON-CONFERENCE		1-1-0		0-3-0		6-1-0	
8-4-0	0-0-0	1-3-0		HOME		1-0-0		0-1-0		6-0-0	
1-4-0	0-1-0	1-0-		AWAY		0-1-0		0-1-0		0-1-0	
0-2-0	0-0-0	0-1-0		NEUTRAL		0-0-0		0-1-0		0-0-0	
10-8-0	0-0-0	0-0-0		CONFERENCE		0-0-0		0-0-0		10-8-0	
8-4-0	0-0-0	0-0-0		HOME		0-0-0		0-0-0		8-4-0	
2-4-0	0-0-0	0-0-0		AWAY		0-0-0		0-0-0		2-4-0	
0-0-0	0-0-0	0-0-0		NEUTRAL		0-0-0		0-0-0		0-0-0	
RPI S	Opponent	Score		RPI S	Opponent	Score		RPI S	Opponent	Score	
3	A Arkansas	8	15	29	H DBU	6	13	85	A Wichita St.	2	8
				29	H DBU	2	6	99	H Little Rock	4	3
				29	H DBU	8	13				
				36	A Oklahoma	4	2				
				36	H Oklahoma	3	2				
				42	N BYU	3	8				

Non-Div. I Games:

Oral Roberts

Oral Roberts

Average RPI Win:	162	WON-LOST RECORD	WINNING PCT. RANK	LAST 10 GAMES	STRENGTH OF SCHEDULE	OPP. STRENGTH OF SCHEDULE	TEAM RPI	ADJ RPI	CONF. RPI	ADJ CONF. RPI					
DIV. I ONLY		13-25-0	.34211	246	5-5-0	156	151	206	.46747	206	13	13			
DIV. I NON-CONF.		10-19-0	.34483	221	3-3-0	99	144	174	.48652	174	12	12			
<hr/>															
TOTALS	RPI 1-25	RPI 26-50		W-L RECORDS		RPI 51-100		RPI 101-150		RPI 150+					
13-25-0	0-0-0	1-3-0		OVERALL		1-8-0		5-4-0		6-10-0					
6-6-0	0-0-0	1-3-0		HOME		0-2-0		2-0-0		3-1-0					
7-17-0	0-0-0	0-0-0		AWAY		1-6-0		3-4-0		3-7-0					
0-2-0	0-0-0	0-0-0		NEUTRAL		0-0-0		0-0-0		0-2-0					
10-19-0	0-0-0	1-3-0		NON-CONFERENCE		1-8-0		5-4-0		3-4-0					
4-5-0	0-0-0	1-3-0		HOME		0-2-0		2-0-0		1-0-0					
6-12-0	0-0-0	0-0-		AWAY		1-6-0		3-4-0		2-2-0					
0-2-0	0-0-0	0-0-0		NEUTRAL		0-0-0		0-0-0		0-2-0					
3-6-0	0-0-0	0-0-0		CONFERENCE		0-0-0		0-0-0		3-6-0					
2-1-0	0-0-0	0-0-0		HOME		0-0-0		0-0-0		2-1-0					
1-5-0	0-0-0	0-0-0		AWAY		0-0-0		0-0-0		1-5-0					
0-0-0	0-0-0	0-0-0		NEUTRAL		0-0-0		0-0-0		0-0-0					
RPI	S	Opponent	Score	RPI	S	Opponent	Score	RPI	S	Opponent	Score				
				44	H	Nebraska	6 21	66	A	Loyola Marymount	4 5				
				44	H	Nebraska	6 10	66	H	Loyola Marymount	1 5				
				44	H	Nebraska	1 7	69	A	San Diego	6 7				
				44	H	Nebraska	10 9	69	H	San Diego	3 31				
								89	A	Tulane	1 10				
								89	A	Tulane	0 10				
								89	A	Tulane	10 1				
								95	A	San Francisco	2 8				
								95	A	San Francisco	3 4				
										106	A	UNLV	7 12		
										106	A	UNLV	7 11		
										116	A	California Baptist	7 4		
										116	H	California Baptist	8 3		
										116	H	California Baptist	5 4		
										127	A	Grand Canyon	5 3		
										142	A	San Jose St.	1 9		
										142	A	San Jose St.	12 3		
										142	A	San Jose St.	4 5		
										182	A	CSUN	1 25		
										182	A	CSUN	6 11		
										182	A	CSUN	5 14		
										183	A	New Mexico	18 10		
										183	A	New Mexico	9 10		
										183	A	New Mexico	10 11		
										226	A	UC Davis	4 3		
										226	A	UC Davis	2 10		
										226	A	UC Davis	6 8		
										235	A	CSU Bakersfield	12 1		
										235	H	CSU Bakersfield	6 3		
										236	H	Hawaii	3 15		
										236	H	Hawaii	4 3		
										236	H	Hawaii	16 5		
										283	N	Rider	2 4		
										283	N	Rider	1 5		
LAST 10 GAMES				LAST 10 GAMES				LAST 10 GAMES							
				116	A	California Baptist	7 4	183	A	New Mexico	18 10	236	H	Hawaii	4 3
				44	H	Nebraska	6 10	66	A	Loyola Marymount	4 5	283	N	Rider	2 4
				235	H	CSU Bakersfield	6 3	236	H	Hawaii	4 3	283	N	Rider	1 5
				183	A	New Mexico	9 10	236	H	Hawaii	3 15				
				183	A	New Mexico	10 11	236	H	Hawaii	16 5				

Non-Div. I Games:

UC Riverside



Average RPI Win:	163	WON-LOST RECORD	WINNING PCT. RANK		LAST 10 GAMES	STRENGTH OF SCHEDULE		OPP. STRENGTH OF SCHEDULE	TEAM RPI	ADJ RPI	CONF. RPI	ADJ CONF. RPI		
DIV. I ONLY		13-27-0	.325	254	4-6-0	89		125	207	.46676	207	12	12	
DIV. I NON-CONF.		7-13-0	.35	216	1-2-0	74		115	192	.47674	192	13	13	
<hr/>														
TOTALS		RPI 1-25		RPI 26-50		W-L RECORDS		RPI 51-100		RPI 101-150		RPI 150+		
13-27-0		0-1-0		0-4-0		OVERALL		2-9-0		4-7-0		7-6-0		
11-9-0		0-0-0		0-0-0		HOME		1-3-0		4-3-0		6-3-0		
2-18-0		0-1-0		0-4-0		AWAY		1-6-0		0-4-0		1-3-0		
0-0-0		0-0-0		0-0-0		NEUTRAL		0-0-0		0-0-0		0-0-0		
7-13-0		0-1-0		0-4-0		NON-CONFERENCE		1-4-0		2-3-0		4-1-0		
7-3-0		0-0-0		0-0-0		HOME		1-0-0		2-2-0		4-1-0		
0-10-0		0-1-0		0-0-		AWAY		0-4-0		0-1-0		0-0-0		
0-0-0		0-0-0		0-0-0		NEUTRAL		0-0-0		0-0-0		0-0-0		
6-14-0		0-0-0		0-0-0		CONFERENCE		1-5-0		2-4-0		3-5-0		
4-6-0		0-0-0		0-0-0		HOME		0-3-0		2-1-0		2-2-0		
2-8-0		0-0-0		0-0-0		AWAY		1-2-0		0-3-0		1-3-0		
0-0-0		0-0-0		0-0-0		NEUTRAL		0-0-0		0-0-0		0-0-0		
RPI	S	Opponent	Score		RPI	S	Opponent	Score		RPI	S	Opponent	Score	
13	A	Texas A&M	5	12	29	A	DBU	1	2	77	H	Sam Houston St.	3	6
					29	A	DBU	1	7	77	H	Sam Houston St.	5	17
					29	A	DBU	2	12	77	H	Sam Houston St.	4	7
					32	A	Texas St.	8	17	88	A	Incarnate Word	3	6
										88	A	Incarnate Word	3	4
										88	A	Incarnate Word	8	6
										89	A	Tulane	1	3
										89	A	Tulane	2	6
										89	A	Tulane	2	3
										98	A	UTRGV	0	6
										98	H	UTRGV	13	7

**Non-Div. I Games:**

Houston Baptist

Average RPI Win:	227	WON-LOST RECORD	WINNING PCT. RANK	LAST 10 GAMES	STRENGTH OF SCHEDULE	OPP. STRENGTH OF SCHEDULE	TEAM RPI	ADJ RPI	CONF. RPI	ADJ CONF. RPI	
DIV. I ONLY		16-22-0	.42105 213	4-6-0	225	247	208	.4662 208	29	29	
DIV. I NON-CONF.		8-18-0	.30769 234	3-4-0	84	215	169	.48855 169	27	27	
<hr/>											
TOTALS	RPI 1-25	RPI 26-50		W-L RECORDS	RPI 51-100		RPI 101-150		RPI 150+		
16-22-0	0-0-0	0-2-0		OVERALL	1-7-0		1-3-0		14-10-0		
5-5-0	0-0-0	0-0-0		HOME	0-1-0		0-1-0		5-3-0		
11-14-0	0-0-0	0-2-0		AWAY	1-4-0		1-2-0		9-6-0		
0-3-0	0-0-0	0-0-0		NEUTRAL	0-2-0		0-0-0		0-1-0		
<hr/>											
8-18-0	0-0-0	0-2-0		NON-CONFERENCE	1-7-0		1-3-0		6-6-0		
1-3-0	0-0-0	0-0-0		HOME	0-1-0		0-1-0		1-1-0		
7-12-0	0-0-0	0-0-		AWAY	1-4-0		1-2-0		5-4-0		
0-3-0	0-0-0	0-0-0		NEUTRAL	0-2-0		0-0-0		0-1-0		
<hr/>											
8-4-0	0-0-0	0-0-0		CONFERENCE	0-0-0		0-0-0		8-4-0		
4-2-0	0-0-0	0-0-0		HOME	0-0-0		0-0-0		4-2-0		
4-2-0	0-0-0	0-0-0		AWAY	0-0-0		0-0-0		4-2-0		
0-0-0	0-0-0	0-0-0		NEUTRAL	0-0-0		0-0-0		0-0-0		
<hr/>											
RPI S	Opponent	Score	RPI S	Opponent	Score	RPI S	Opponent	Score	RPI S	Opponent	Score
			50 A	Fla. Atlantic	4 7	52 H	Bryant	5 14	107 A	FGCU	5 6
			50 A	Fla. Atlantic	0 7	52 N	Bryant	2 5	107 A	FGCU	8 9
						67 A	Wake Forest	8 6	107 A	FGCU	9 4
						67 A	Wake Forest	5 15	108 H	Rhode Island	4 5
						72 A	Boston College	5 11	159 A	Richmond	6 5
						79 N	Elon	1 11	163 A	Yale	2 11
						90 A	UNC Greensboro	2 8	163 H	Yale	12 8
						90 A	UNC Greensboro	5 12	166 H	Canisius	10 9
									166 H	Canisius	1 3
									166 H	Canisius	2 9
									194 A	Hartford	10 3
									202 N	Toledo	8 9
									229 H	Dartmouth	2 9
									240 A	Siena	4 3
									240 A	Siena	2 3
									240 A	Siena	4 5
									241 A	La Salle	1 2
									241 A	La Salle	8 18
									241 A	La Salle	12 0
									249 A	Central Conn. St.	9 10
									267 A	Norfolk St.	14 4
									267 A	Norfolk St.	7 1
			LAST 10 GAMES						289 A	Niagara	7 1
			289 A	Niagara	3 1	299 H	Saint Peter's	2 0	289 A	Niagara	7 2
			289 A	Niagara	7 2	299 H	Saint Peter's	5 4	289 A	Niagara	3 1
			289 A	Niagara	7 1	166 H	Canisius	1 3	289 A	Niagara	5 4
			299 H	Saint Peter's	13 0	240 A	Siena	4 3	299 H	Saint Peter's	2 0
			79 N	Elon	1 11	241 A	La Salle	1 2	299 H	Saint Peter's	

**Non-Div. I Games:**

Quinnipiac

RPI	S	Opponent	Score
299	H	Saint Peter's	13 0

Quinnipiac

Average RPI Win:	210	WON-LOST RECORD	WINNING PCT. RANK	LAST 10 GAMES	STRENGTH OF SCHEDULE	OPP. STRENGTH OF SCHEDULE	TEAM RPI	ADJ RPI	CONF. RPI	ADJ CONF. RPI	
Average RPI Loss:	91	8-24-0	.25 278	6-4-0	53	176	209	.46563	209	23	22
DIV. I ONLY		2-19-0	.09524 293	1-2-0	11	97	223	.45869	222	20	20
DIV. I NON-CONF.											
<hr/>											
TOTALS	RPI 1-25	RPI 26-50		W-L RECORDS		RPI 51-100		RPI 101-150		RPI 150+	
8-24-0	0-3-0	0-0-0		OVERALL		0-11-0		1-6-0		7-4-0	
6-3-0	0-0-0	0-0-0		HOME		0-0-0		0-0-0		6-3-0	
2-21-0	0-3-0	0-0-0		AWAY		0-11-0		1-6-0		1-1-0	
0-0-0	0-0-0	0-0-0		NEUTRAL		0-0-0		0-0-0		0-0-0	
2-19-0	0-3-0	0-0-0		NON-CONFERENCE		0-11-0		1-3-0		1-2-0	
1-2-0	0-0-0	0-0-0		HOME		0-0-0		0-0-0		1-2-0	
1-17-0	0-3-0	0-0-		AWAY		0-11-0		1-3-0		0-0-0	
0-0-0	0-0-0	0-0-0		NEUTRAL		0-0-0		0-0-0		0-0-0	
6-5-0	0-0-0	0-0-0		CONFERENCE		0-0-0		0-3-0		6-2-0	
5-1-0	0-0-0	0-0-0		HOME		0-0-0		0-0-0		5-1-0	
1-4-0	0-0-0	0-0-0		AWAY		0-0-0		0-3-0		1-1-0	
0-0-0	0-0-0	0-0-0		NEUTRAL		0-0-0		0-0-0		0-0-0	
RPI S	Opponent	Score	RPI S	Opponent	Score	RPI S	Opponent	Score	RPI S	Opponent	Score
12 A	Mississippi St.	1 5				53 A	Alabama	0 16	102 A	Stony Brook	3 5
12 A	Mississippi St.	2 9				62 A	Florida St.	3 16	102 A	Stony Brook	3 8
12 A	Mississippi St.	8 9				62 A	Florida St.	1 9	102 A	Stony Brook	0 2
						62 A	Florida St.	5 6	117 A	Troy	0 12
						62 A	Florida St.	0 11	118 A	Samford	2 5
						68 A	Liberty	1 7	118 A	Samford	6 4
						68 A	Liberty	2 3	118 A	Samford	0 4
						68 A	Liberty	0 7	152 H	Massachusetts	4 1
						84 A	Maryland	6 9	152 H	Massachusetts	5 7
						84 A	Maryland	0 4	152 H	Massachusetts	5 6
						84 A	Maryland	3 5	197 A	Binghamton	8 0
									197 A	Binghamton	1 4
									221 H	UMBC	2 1
									221 H	UMBC	1 4
									221 H	UMBC	9 2
									258 H	UMass Lowell	5 3
									258 H	UMass Lowell	5 1
									258 H	UMass Lowell	18 4
LAST 10 GAMES											
152 H	Massachusetts	5 7	84 A	Maryland	0 4						
152 H	Massachusetts	4 1	197 A	Binghamton	1 4						
221 H	UMBC	2 1	221 H	UMBC	1 4						
12 A	Mississippi St.	2 9	62 A	Florida St.	5 6						
84 A	Maryland	3 5	258 H	UMass Lowell	5 3						

Non-Div. I Games:

Maine

Average RPI Win:	231	WON-LOST RECORD	WINNING PCT. RANK	LAST 10 GAMES	STRENGTH OF SCHEDULE	OPP. STRENGTH OF SCHEDULE	TEAM RPI	ADJ RPI	CONF. RPI	ADJ CONF. RPI				
DIV. I ONLY		24-17-0	.58537	87	7-3-0	285	223	210	.46451	210	31	31		
DIV. I NON-CONF.		7-14-0	.33333	222	2-2-0	173	69	214	.46291	214	30	30		
<hr/>														
TOTALS	RPI 1-25	RPI 26-50		W-L RECORDS		RPI 51-100		RPI 101-150		RPI 150+				
24-17-0	1-1-0	0-0-0		OVERALL		0-1-0		4-9-0		19-6-0				
15-6-0	1-0-0	0-0-0		HOME		0-0-0		2-4-0		12-2-0				
6-10-0	0-1-0	0-0-0		AWAY		0-1-0		2-4-0		4-4-0				
3-1-0	0-0-0	0-0-0		NEUTRAL		0-0-0		0-1-0		3-0-0				
<hr/>														
7-14-0	1-1-0	0-0-0		NON-CONFERENCE		0-1-0		4-9-0		2-3-0				
4-4-0	1-0-0	0-0-0		HOME		0-0-0		2-4-0		1-0-0				
2-9-0	0-1-0	0-0-		AWAY		0-1-0		2-4-0		0-3-0				
1-1-0	0-0-0	0-0-0		NEUTRAL		0-0-0		0-1-0		1-0-0				
<hr/>														
17-3-0	0-0-0	0-0-0		CONFERENCE		0-0-0		0-0-0		17-3-0				
11-2-0	0-0-0	0-0-0		HOME		0-0-0		0-0-0		11-2-0				
4-1-0	0-0-0	0-0-0		AWAY		0-0-0		0-0-0		4-1-0				
2-0-0	0-0-0	0-0-0		NEUTRAL		0-0-0		0-0-0		2-0-0				
<hr/>														
RPI	S	Opponent	Score		RPI	S	Opponent	Score		RPI	S	Opponent	Score	
20	A	LSU	4	17						113	N	Air Force	0	13
20	H	LSU	7	2						119	A	Northwestern St.	7	5
										119	A	Northwestern St.	6	13
										119	H	Northwestern St.	3	6
										122	H	Eastern Ill.	2	4
										122	H	Eastern Ill.	10	8
										122	H	Eastern Ill.	1	6
										122	H	Eastern Ill.	5	3
										125	A	Memphis	12	14
										125	A	Memphis	6	1
										125	A	Memphis	1	10
										146	A	La.-Monroe	6	10
										146	H	La.-Monroe	4	5
										168	A	New Orleans	6	9
										168	H	New Orleans	5	4
										170	A	Nicholls St.	2	4
										200	A	Lamar University	5	6
										239	A	Texas Southern	0	1
										239	A	Texas Southern	1	0
										239	A	Texas Southern	8	7
										239	H	Texas Southern	5	6
										239	H	Texas Southern	16	6
										239	H	Texas Southern	7	6
										253	H	Grambling	13	8
										253	H	Grambling	18	8
										253	H	Grambling	15	13
										253	N	Grambling	6	5
<hr/>														
LAST 10 GAMES														
292	A	Ark.-Pine Bluff	21	2	293	H	Prairie View	26	4	239	H	Texas Southern	7	6
292	A	Ark.-Pine Bluff	10	4	119	H	Northwestern St.	3	6	253	H	Grambling	13	8
125	A	Memphis	1	10	292	H	Ark.-Pine Bluff	9	4	253	H	Grambling	18	8
125	A	Memphis	12	14	292	H	Ark.-Pine Bluff	16	4	253	H	Grambling	15	13
293	H	Prairie View	8	5	122	H	Eastern Ill.	2	4	253	N	Grambling	6	5

Non-Div. I Games:

Southern U.

RPI	S	Opponent	Score	
269	N	Florida A&M	6	3
292	A	Ark.-Pine Bluff	10	4
292	A	Ark.-Pine Bluff	21	2
292	H	Ark.-Pine Bluff	9	4
292	H	Ark.-Pine Bluff	16	13
292	H	Ark.-Pine Bluff	16	4
293	H	Prairie View	6	10
293	H	Prairie View	26	4
293	H	Prairie View	8	5
294	H	Alcorn	11	1
294	N	Alcorn	12	9

Southern U.

S  
o  
u  
t  
h  
e  
r  
n  
U  
.

S  
o  
u  
t  
h  
e  
r  
n  
U  
.

Average RPI Win:	211	WON-LOST	WINNING	LAST 10	STRENGTH OF	OPP. STRENGTH	TEAM	ADJ	CONF.	ADJ CONF.	
Average RPI Loss:	123	RECORD	PCT. RANK	GAMES	SCHEDULE	OF SCHEDULE	RPI	RPI	RPI	RPI	
DIV. I ONLY		20-22-0	.47619 162	3-7-0		229	128	210	.46451 210	17 17	
DIV. I NON-CONF.		15-15-0	.5 143	1-3-0		198	114	187	.47956 187	16 16	
TOTALS	RPI 1-25	RPI 26-50		W-L RECORDS		RPI 51-100		RPI 101-150		RPI 150+	
20-22-0	0-4-0	0-2-0		OVERALL		2-2-0		1-5-0		17-9-0	
13-13-0	0-2-0	0-2-0		HOME		1-1-0		0-3-0		12-5-0	
7-9-0	0-2-0	0-0-0		AWAY		1-1-0		1-2-0		5-4-0	
0-0-0	0-0-0	0-0-0		NEUTRAL		0-0-0		0-0-0		0-0-0	
15-15-0	0-4-0	0-2-0		NON-CONFERENCE		2-2-0		1-2-0		12-5-0	
11-9-0	0-2-0	0-2-0		HOME		1-1-0		0-0-0		10-4-0	
4-6-0	0-2-0	0-0-		AWAY		1-1-0		1-2-0		2-1-0	
0-0-0	0-0-0	0-0-0		NEUTRAL		0-0-0		0-0-0		0-0-0	
5-7-0	0-0-0	0-0-0		CONFERENCE		0-0-0		0-3-0		5-4-0	
2-4-0	0-0-0	0-0-0		HOME		0-0-0		0-3-0		2-1-0	
3-3-0	0-0-0	0-0-0		AWAY		0-0-0		0-0-0		3-3-0	
0-0-0	0-0-0	0-0-0		NEUTRAL		0-0-0		0-0-0		0-0-0	
RPI S	Opponent	Score	RPI S	Opponent	Score	RPI S	Opponent	Score	RPI S	Opponent	Score
9 A	East Carolina	5 8	26 H	NC State	7 14	51 A	Coastal Caro.	2 9	111 H	William & Mary	2 3
9 H	East Carolina	1 9	40 H	Indiana St.	0 1	51 H	Coastal Caro.	5 10	111 H	William & Mary	1 8
19 A	North Carolina	3 4				51 H	Coastal Caro.	5 4	111 H	William & Mary	2 3
19 H	North Carolina	4 11				61 A	Campbell	5 1	125 A	Memphis	4 7
									125 A	Memphis	8 10
									125 A	Memphis	15 6
									173 H	Northeastern	4 5
									173 H	Northeastern	4 3
									173 H	Northeastern	7 4
									174 H	Marshall	0 1
									202 H	Toledo	3 5
									202 H	Toledo	13 5
									212 A	Kennesaw St.	12 4
									212 A	Kennesaw St.	8 9
									212 A	Kennesaw St.	5 2
									217 A	Hofstra	4 6
									217 A	Hofstra	3 7
									217 A	Hofstra	8 9
									238 H	Saint Joseph's	2 4
									238 H	Saint Joseph's	10 8
									240 H	Siena	7 2
									240 H	Siena	10 3
									240 H	Siena	2 1
									242 H	Valparaiso	8 10
									242 H	Valparaiso	10 8
									242 H	Valparaiso	4 3
									260 A	Towson	8 4
			LAST 10 GAMES								
			242 H	Valparaiso	4 3	217 A	Hofstra	4 6	240 H	Siena	2 1
			242 H	Valparaiso	10 8	217 A	Hofstra	3 7	242 H	Valparaiso	8 10
			261 H	VMI	5 3	26 H	NC State	7 14	242 H	Valparaiso	10 8
			240 H	Siena	10 3	173 H	Northeastern	4 5	242 H	Valparaiso	4 3
			217 A	Hofstra	8 9	173 H	Northeastern	4 3	260 A	Towson	8 4

Non-Div. I Games:

UNCW

RPI	S	Opponent	Score	
260	A	Towson	3	1
260	A	Towson	11	6
261	H	VMI	5	3
261	H	VMI	5	2
270	H	Iona	11	4

UNCW

U  
N  
C  
W

U  
N  
C  
W



Average RPI Win: 191		WON-LOST	WINNING	LAST 10	STRENGTH OF		OPP. STRENGTH	TEAM	ADJ	CONF.	ADJ CONF.
Average RPI Loss: 144		RECORD	PCT. RANK	GAMES	SCHEDULE		OF SCHEDULE	RPI	RPI	RPI	RPI
DIV. I ONLY		19-23-0	.45238	186	3-7-0		169	180	212	.46402	212
DIV. I NON-CONF.		14-16-0	.46667	167	1-3-0		175	159	207	.46752	207
TOTALS		RPI 1-25	RPI 26-50		W-L RECORDS		RPI 51-100		RPI 101-150		RPI 150+
19-23-0		1-4-0	0-0-0		OVERALL		0-1-0		3-5-0		15-13-0
18-10-0		1-2-0	0-0-0		HOME		0-0-0		3-2-0		14-6-0
1-13-0		0-2-0	0-0-0		AWAY		0-1-0		0-3-0		1-7-0
0-0-0		0-0-0	0-0-0		NEUTRAL		0-0-0		0-0-0		0-0-0
14-16-0		1-4-0	0-0-0		NON-CONFERENCE		0-1-0		2-3-0		11-8-0
14-8-0		1-2-0	0-0-0		HOME		0-0-0		2-0-0		11-6-0
0-8-0		0-2-0	0-0-		AWAY		0-1-0		0-3-0		0-2-0
0-0-0		0-0-0	0-0-0		NEUTRAL		0-0-0		0-0-0		0-0-0
5-7-0		0-0-0	0-0-0		CONFERENCE		0-0-0		1-2-0		4-5-0
4-2-0		0-0-0	0-0-0		HOME		0-0-0		1-2-0		3-0-0
1-5-0		0-0-0	0-0-0		AWAY		0-0-0		0-0-0		1-5-0
0-0-0		0-0-0	0-0-0		NEUTRAL		0-0-0		0-0-0		0-0-0
RPI S	Opponent	Score	RPI S	Opponent	Score	RPI S	Opponent	Score	RPI S	Opponent	Score
4 A	Georgia	1 11				56 A	Ga. Southern	2 7	107 H	FGCU	4 8
4 H	Georgia	6 7							107 H	FGCU	4 6
10 A	Georgia Tech	1 9							107 H	FGCU	4 0
10 H	Georgia Tech	7 10							118 A	Samford	3 6
18 H	West Virginia	5 3							118 A	Samford	5 6
									118 A	Samford	2 3
									143 H	Presbyterian	13 5
									143 H	Presbyterian	7 3
									152 H	Massachusetts	12 2
									152 H	Massachusetts	12 7
									152 H	Massachusetts	9 0
									159 H	Richmond	8 9
									187 A	Lipscomb	3 4
									187 A	Lipscomb	2 13
									187 A	Lipscomb	3 6
									189 A	Mercer	0 7
									197 H	Binghamton	10 1
									197 H	Binghamton	6 12
									210 H	UNCW	2 5
									210 H	UNCW	4 12
									210 H	UNCW	9 8
									215 H	UIC	9 2
									218 H	UT Martin	3 1
									218 H	UT Martin	2 1
									218 H	UT Martin	4 6
									220 A	Stetson	3 9
									220 A	Stetson	2 1
									224 H	Georgia St.	12 10
									220 A	Stetson	2 1
									220 A	Stetson	0 4
									220 A	Stetson	3 9
									189 A	Mercer	0 7
									220 A	Stetson	2 1

Non-Div. I Games:

Kennesaw St.

RPI	S	Opponent	Score	
220	A	Stetson	0	4
224	A	Georgia St.	7	9
224	H	Georgia St.	12	10
247	H	North Ala.	7	6
247	H	North Ala.	8	3
247	H	North Ala.	3	1
260	H	Towson	11	5
260	H	Towson	2	5
260	H	Towson	5	2

Kennesaw St.

K  
e  
n  
n  
e  
s  
a  
w  
S  
t  
.

K  
e  
n  
n  
e  
s  
a  
w  
S  
t  
.

Average RPI Win: 193		WON-LOST RECORD	WINNING PCT. RANK		LAST 10 GAMES	STRENGTH OF SCHEDULE	OPP. STRENGTH OF SCHEDULE	TEAM RPI	ADJ RPI	CONF. RPI	ADJ CONF. RPI						
Average RPI Loss: 126																	
DIV. I ONLY		10-22-0	.3125	256	5-5-0	122	207	213	.46367	213	21	21					
DIV. I NON-CONF.		3-14-0	.17647	283	0-1-0	13	171	206	.46775	206	15	15					
<hr/>																	
TOTALS		RPI 1-25		RPI 26-50		W-L RECORDS		RPI 51-100		RPI 101-150		RPI 150+					
10-22-0		0-3-0		0-0-0		OVERALL		0-3-0		1-6-0		9-10-0					
4-8-0		0-0-0		0-0-0		HOME		0-2-0		0-0-0		4-6-0					
6-14-0		0-3-0		0-0-0		AWAY		0-1-0		1-6-0		5-4-0					
0-0-0		0-0-0		0-0-0		NEUTRAL		0-0-0		0-0-0		0-0-0					
3-14-0		0-3-0		0-0-0		NON-CONFERENCE		0-3-0		1-6-0		2-2-0					
2-4-0		0-0-0		0-0-0		HOME		0-2-0		0-0-0		2-2-0					
1-10-0		0-3-0		0-0-		AWAY		0-1-0		1-6-0		0-0-0					
0-0-0		0-0-0		0-0-0		NEUTRAL		0-0-0		0-0-0		0-0-0					
7-8-0		0-0-0		0-0-0		CONFERENCE		0-0-0		0-0-0		7-8-0					
2-4-0		0-0-0		0-0-0		HOME		0-0-0		0-0-0		2-4-0					
5-4-0		0-0-0		0-0-0		AWAY		0-0-0		0-0-0		5-4-0					
0-0-0		0-0-0		0-0-0		NEUTRAL		0-0-0		0-0-0		0-0-0					
RPI	S	Opponent		Score		RPI	S	Opponent		Score		RPI	S	Opponent		Score	
5	A	Louisville		2	13							112	A	Jacksonville		0	10
5	A	Louisville		4	5							112	A	Jacksonville		0	15
5	A	Louisville		0	7							112	A	Jacksonville		2	11
												112	A	Jacksonville		2	6
												143	A	Presbyterian		4	5
												143	A	Presbyterian		4	3
												143	A	Presbyterian		4	5
												163	H	Yale		3	15
												163	H	Yale		3	11
												163	H	Yale		8	7
												175	H	Fairfield		8	13
												175	H	Fairfield		5	3
												175	H	Fairfield		6	7
												175	H	Fairfield		9	8
												179	A	Columbia		6	9
												179	A	Columbia		8	5
												179	A	Columbia		3	11
												186	A	Penn		14	7
												186	A	Penn		4	17
												186	A	Penn		7	8
												228	A	Cornell		2	1
												228	A	Cornell		7	3
												228	A	Cornell		11	3
												229	H	Dartmouth		5	7
												229	H	Dartmouth		4	6
												229	H	Dartmouth		13	6
<hr/>																	
LAST 10 GAMES																	
						179	A	Columbia		8	5	179	A	Columbia		6	9
						163	H	Yale		3	15	163	H	Yale		3	11
						5	A	Louisville		4	5	228	A	Cornell		2	1
						5	A	Louisville		0	7	112	A	Jacksonville		2	6
						143	A	Presbyterian		4	5	175	H	Fairfield		8	13

Non-Div. I Games:

Brown

Average RPI Win: 225		WON-LOST RECORD	WINNING PCT. RANK	LAST 10 GAMES	STRENGTH OF SCHEDULE	OPP. STRENGTH OF SCHEDULE	TEAM RPI	ADJ RPI		CONF. RPI	ADJ CONF. RPI
Average RPI Loss: 143											
DIV. I ONLY		12-20-1	.37879 229	3-7-0	207	242	214	.45879	214	15	15
DIV. I NON-CONF.		8-9-1	.47222 163	1-0-0	289	283	236	.45065	236	17	17
<hr/>											
TOTALS		RPI 1-25	RPI 26-50		W-L RECORDS		RPI 51-100		RPI 101-150		RPI 150+
12-20-1	0-0-0	0-0-0		OVERALL		1-4-0		1-8-0		10-8-1	
2-4-0	0-0-0	0-0-0		HOME		0-0-0		1-2-0		1-2-0	
6-13-0	0-0-0	0-0-0		AWAY		1-4-0		0-6-0		5-3-0	
4-3-1	0-0-0	0-0-0		NEUTRAL		0-0-0		0-0-0		4-3-1	
8-9-1	0-0-0	0-0-0		NON-CONFERENCE		0-2-0		0-3-0		8-4-1	
0-0-0	0-0-0	0-0-0		HOME		0-0-0		0-0-0		0-0-0	
4-6-0	0-0-0	0-0-		AWAY		0-2-0		0-3-0		4-1-0	
4-3-1	0-0-0	0-0-0		NEUTRAL		0-0-0		0-0-0		4-3-1	
4-11-0	0-0-0	0-0-0		CONFERENCE		1-2-0		1-5-0		2-4-0	
2-4-0	0-0-0	0-0-0		HOME		0-0-0		1-2-0		1-2-0	
2-7-0	0-0-0	0-0-0		AWAY		1-2-0		0-3-0		1-2-0	
0-0-0	0-0-0	0-0-0		NEUTRAL		0-0-0		0-0-0		0-0-0	
RPI S	Opponent	Score	RPI S	Opponent	Score	RPI S	Opponent	Score	RPI S	Opponent	Score
						68 A	Liberty	9 2	103 A	North Florida	0 4
						68 A	Liberty	1 8	103 A	North Florida	3 8
						68 A	Liberty	2 8	103 A	North Florida	2 5
						100 A	Morehead St.	5 21	110 A	ETSU	2 3
						100 A	Morehead St.	7 11	110 A	ETSU	1 8
									110 A	ETSU	2 12
									112 H	Jacksonville	5 6
									112 H	Jacksonville	5 2
									112 H	Jacksonville	2 5
									181 N	Purdue	9 3
									181 N	Purdue	2 3
									181 N	Purdue	8 9
									187 H	Lipscomb	5 10
									187 H	Lipscomb	5 1
									187 H	Lipscomb	4 7
									199 N	Seton Hall	5 8
									220 A	Stetson	3 1
									220 A	Stetson	0 1
									220 A	Stetson	3 4
									244 A	Manhattan	9 7
									267 A	Norfolk St.	11 5
									267 A	Norfolk St.	4 3
									283 A	Rider	10 16
									286 N	Eastern Mich.	5 4
									286 N	Eastern Mich.	9 9
									286 N	Eastern Mich.	10 9
									286 N	Eastern Mich.	10 4
			LAST 10 GAMES								
			187 H	Lipscomb	4 7	112 H	Jacksonville	5 2	283 A	Rider	10 16
			187 H	Lipscomb	5 1	112 H	Jacksonville	2 5	286 N	Eastern Mich.	5 4
			299 A	Saint Peter's	6 2	181 N	Purdue	2 3	286 N	Eastern Mich.	9 9
			220 A	Stetson	3 1	181 N	Purdue	8 9	286 N	Eastern Mich.	10 9
			220 A	Stetson	0 1	181 N	Purdue	9 3	286 N	Eastern Mich.	10 4

Non-Div. I Games:

NJIT

RPI	S	Opponent	Score	
299	A	Saint Peter's	6	2

NJIT

N  
J  
I  
T

N  
J  
I  
T

Average RPI Win: 206		WON-LOST RECORD		WINNING PCT. RANK		LAST 10 GAMES		STRENGTH OF SCHEDULE		OPP. STRENGTH OF SCHEDULE		TEAM RPI		ADJ RPI		CONF. RPI		ADJ CONF. RPI	
DIV. I ONLY		18-16-0		.52941 125		7-3-0		277		177		215		.45856 215		26		26	
DIV. I NON-CONF.		7-10-0		.41176 188		2-1-0		224		101		202		.47135 202		22		22	
TOTALS		RPI 1-25		RPI 26-50		W-L RECORDS		RPI 51-100		RPI 101-150		RPI 150+							
18-16-0		1-3-0		1-1-0		OVERALL		2-3-0		2-0-0		12-9-0							
13-5-0		0-0-0		1-0-0		HOME		2-2-0		0-0-0		10-3-0							
5-11-0		1-3-0		0-1-0		AWAY		0-1-0		2-0-0		2-6-0							
0-0-0		0-0-0		0-0-0		NEUTRAL		0-0-0		0-0-0		0-0-0							
7-10-0		1-3-0		1-1-0		NON-CONFERENCE		1-1-0		0-0-0		4-5-0							
5-1-0		0-0-0		1-0-0		HOME		1-0-0		0-0-0		3-1-0							
2-9-0		1-3-0		0-0-		AWAY		0-1-0		0-0-0		1-4-0							
0-0-0		0-0-0		0-0-0		NEUTRAL		0-0-0		0-0-0		0-0-0							
11-6-0		0-0-0		0-0-0		CONFERENCE		1-2-0		2-0-0		8-4-0							
8-4-0		0-0-0		0-0-0		HOME		1-2-0		0-0-0		7-2-0							
3-2-0		0-0-0		0-0-0		AWAY		0-0-0		2-0-0		1-2-0							
0-0-0		0-0-0		0-0-0		NEUTRAL		0-0-0		0-0-0		0-0-0							
RPI	S	Opponent		Score		RPI	S	Opponent		Score		RPI	S	Opponent		Score			
10	A	Georgia Tech		3	6	30	A	Illinois St.		0	4	86	H	Wright St.		6	1		
13	A	Texas A&M		0	4	30	H	Illinois St.		6	1	86	H	Wright St.		3	10		
13	A	Texas A&M		7	2							86	H	Wright St.		1	7		
13	A	Texas A&M		1	3							96	A	Northwestern		1	6		
												96	H	Northwestern		4	2		
														212 A Kennesaw St.		2	9		
														222 A SIUE		4	6		
														222 A SIUE		2	3		
														224 A Georgia St.		5	9		
														251 H Oakland		7	2		
														251 H Oakland		3	1		
														251 H Oakland		2	3		
														251 H Oakland		4	2		
														251 H Oakland		1	2		
														251 H Oakland		7	1		
														272 A Northern Ill.		15	10		
														272 H Northern Ill.		8	3		
														273 H Chicago St.		4	8		
														273 H Chicago St.		7	1		
														273 H Chicago St.		5	1		
														279 H Northern Ky.		16	2		
														279 H Northern Ky.		6	1		
														279 H Northern Ky.		11	7		
														281 A Youngstown St.		8	3		
														281 A Youngstown St.		5	6		
														281 A Youngstown St.		3	7		
LAST 10 GAMES				LAST 10 GAMES				LAST 10 GAMES				LAST 10 GAMES							
251	H	Oakland		7	1	251	H	Oakland		1	2	251	H	Oakland		2	3		
273	H	Chicago St.		7	1	273	H	Chicago St.		5	1	30	H	Illinois St.		6	1		
222	A	SIUE		4	6	279	H	Northern Ky.		6	1	279	H	Northern Ky.		6	1		
96	A	Northwestern		1	6	279	H	Northern Ky.		11	7								

Non-Div. I Games:

UIC

Average RPI Win:		95	WON-LOST RECORD		WINNING PCT. RANK	LAST 10 GAMES		STRENGTH OF SCHEDULE		OPP. STRENGTH OF SCHEDULE		TEAM RPI	ADJ RPI	CONF. RPI	ADJ CONF. RPI		
DIV. I ONLY			8-30-0		.21053	294	4-6-0		54		36		216	.45783	216	13	13
DIV. I NON-CONF.			6-20-0		.23077	267	2-0-0		33		5		185	.48096	185	12	12
TOTALS		RPI 1-25		RPI 26-50		W-L RECORDS		RPI 51-100		RPI 101-150		RPI 150+					
8-30-0		0-1-0		1-12-0		OVERALL		5-10-0		0-3-0		2-4-0					
5-17-0		0-1-0		0-0-0		HOME		3-9-0		0-3-0		2-4-0					
3-13-0		0-0-0		1-12-0		AWAY		2-1-0		0-0-0		0-0-0					
0-0-0		0-0-0		0-0-0		NEUTRAL		0-0-0		0-0-0		0-0-0					
6-20-0		0-1-0		1-9-0		NON-CONFERENCE		5-7-0		0-3-0		0-0-0					
3-10-0		0-1-0		0-0-0		HOME		3-6-0		0-3-0		0-0-0					
3-10-0		0-0-0		1-0-		AWAY		2-1-0		0-0-0		0-0-0					
0-0-0		0-0-0		0-0-0		NEUTRAL		0-0-0		0-0-0		0-0-0					
2-10-0		0-0-0		0-3-0		CONFERENCE		0-3-0		0-0-0		2-4-0					
2-7-0		0-0-0		0-0-0		HOME		0-3-0		0-0-0		2-4-0					
0-3-0		0-0-0		0-3-0		AWAY		0-0-0		0-0-0		0-0-0					
0-0-0		0-0-0		0-0-0		NEUTRAL		0-0-0		0-0-0		0-0-0					
RPI	S	Opponent		Score		RPI	S	Opponent		Score		RPI	S	Opponent		Score	
1	H	UCLA		0	2	27	A	Florida		2	5	60	H	Michigan		8	7
						27	A	Florida		2	8	66	A	Loyola Marymount		4	2
						27	A	Florida		1	3	69	A	San Diego		5	4
						28	A	Ole Miss		2	7	69	H	San Diego		0	4
						28	A	Ole Miss		6	7	75	H	TCU		1	4
						28	A	Ole Miss		3	5	75	H	TCU		14	3
						37	A	UC Irvine		0	4	75	H	TCU		4	10
						37	A	UC Irvine		4	9	83	H	Minnesota		6	4
						37	A	UC Irvine		1	4	83	H	Minnesota		2	6
						43	A	Arizona St.		14	9	83	H	Minnesota		6	19
						46	A	California		5	13	87	H	Cal St. Fullerton		3	4
						46	A	California		5	10	87	H	Cal St. Fullerton		1	5
						46	A	California		1	7	87	H	Cal St. Fullerton		3	8
												92	A	Southern California		2	5
												92	H	Southern California		5	8
LAST 10 GAMES																	
						66	A	Loyola Marymount		4	2	182	H	CSUN		2	3
						151	H	Cal Poly		4	5	182	H	CSUN		6	5
						151	H	Cal Poly		1	7	69	A	San Diego		5	4
						151	H	Cal Poly		2	4	37	A	UC Irvine		0	4
						182	H	CSUN		7	4	37	A	UC Irvine		1	4

Non-Div. I Games:

Long Beach St.

Average RPI Win:	202	WON-LOST	WINNING	LAST 10	STRENGTH OF	OPP. STRENGTH	TEAM	ADJ	CONF.	ADJ CONF.	
Average RPI Loss:	155	RECORD	PCT. RANK	GAMES	SCHEDULE	OF SCHEDULE	RPI	RPI	RPI	RPI	
DIV. I ONLY	12-24-0	.33333	248	7-3-0	148	249	217	.45773	217	17	17
DIV. I NON-CONF.	7-17-0	.29167	242	3-1-0	115	275	217	.46213	217	16	16
<hr/>											
TOTALS	RPI 1-25	RPI 26-50		W-L RECORDS		RPI 51-100		RPI 101-150		RPI 150+	
12-24-0	0-0-0	0-0-0		OVERALL		2-10-0		0-1-0		10-13-0	
6-4-0	0-0-0	0-0-0		HOME		0-0-0		0-0-0		6-4-0	
5-16-0	0-0-0	0-0-0		AWAY		2-10-0		0-0-0		3-6-0	
1-4-0	0-0-0	0-0-0		NEUTRAL		0-0-0		0-1-0		1-3-0	
7-17-0	0-0-0	0-0-0		NON-CONFERENCE		2-7-0		0-1-0		5-9-0	
2-2-0	0-0-0	0-0-0		HOME		0-0-0		0-0-0		2-2-0	
4-11-0	0-0-0	0-0-		AWAY		2-7-0		0-0-0		2-4-0	
1-4-0	0-0-0	0-0-0		NEUTRAL		0-0-0		0-1-0		1-3-0	
5-7-0	0-0-0	0-0-0		CONFERENCE		0-3-0		0-0-0		5-4-0	
4-2-0	0-0-0	0-0-0		HOME		0-0-0		0-0-0		4-2-0	
1-5-0	0-0-0	0-0-0		AWAY		0-3-0		0-0-0		1-2-0	
0-0-0	0-0-0	0-0-0		NEUTRAL		0-0-0		0-0-0		0-0-0	
RPI	S	Opponent	Score	RPI	S	Opponent	Score	RPI	S	Opponent	Score
						68 A Liberty	10 5	128 N Central Mich.	7	24	
						68 A Liberty	0 1	162 A Rutgers	6	4	
						68 A Liberty	1 9	171 A Army West Point	5	9	
						80 A St. John's (NY)	0 9	173 A Northeastern	3	7	
						80 A St. John's (NY)	1 9	173 A Northeastern	1	5	
						81 A Col. of Charleston	0 16	173 A Northeastern	7	1	
						81 A Col. of Charleston	0 9	175 H Fairfield	7	9	
						81 A Col. of Charleston	4 7	180 A Fordham	3	4	
						88 A Incarnate Word	3 2	180 A Fordham	3	4	
						88 A Incarnate Word	1 9	210 H UNCW	9	8	
						88 A Incarnate Word	1 11	210 H UNCW	7	3	
						88 A Incarnate Word	1 12	210 H UNCW	6	4	
								219 H LIU Brooklyn	1	10	
								223 N Pittsburgh	0	1	
								244 A Manhattan	4	1	
								244 H Manhattan	2	0	
								246 N Butler	5	10	
								252 A Monmouth	2	3	
								252 H Monmouth	4	1	
								260 H Towson	2	5	
								260 H Towson	5	8	
								260 H Towson	12	6	
								270 N Iona	2	4	
								299 N Saint Peter's	14	9	
LAST 10 GAMES						88 A Incarnate Word	1 12				
						244 A Manhattan	4 1				
						210 H UNCW	9 8				
						210 H UNCW	6 4				
						210 H UNCW	7 3				

Non-Div. I Games:

Hofstra



Average RPI Win:		208	WON-LOST RECORD		WINNING PCT. RANK		LAST 10 GAMES		STRENGTH OF SCHEDULE		OPP. STRENGTH OF SCHEDULE		TEAM RPI		ADJ RPI		CONF. RPI		ADJ CONF. RPI	
DIV. I ONLY			12-24-0		.33333 248		4-6-0		151		246		218		.45727 218		18		19	
DIV. I NON-CONF.			7-11-0		.38889 204		1-3-0		172		244		177		.48449 177		21		21	
TOTALS		RPI 1-25		RPI 26-50		W-L RECORDS		RPI 51-100		RPI 101-150		RPI 150+								
12-24-0		0-2-0		0-2-0		OVERALL		2-1-0		2-4-0		8-15-0								
4-6-0		0-0-0		0-0-0		HOME		2-1-0		1-2-0		1-3-0								
5-15-0		0-2-0		0-2-0		AWAY		0-0-0		1-2-0		4-9-0								
3-3-0		0-0-0		0-0-0		NEUTRAL		0-0-0		0-0-0		3-3-0								
7-11-0		0-2-0		0-2-0		NON-CONFERENCE		0-0-0		1-2-0		6-5-0								
1-0-0		0-0-0		0-0-0		HOME		0-0-0		0-0-0		1-0-0								
3-8-0		0-2-0		0-0-		AWAY		0-0-0		1-2-0		2-2-0								
3-3-0		0-0-0		0-0-0		NEUTRAL		0-0-0		0-0-0		3-3-0								
5-13-0		0-0-0		0-0-0		CONFERENCE		2-1-0		1-2-0		2-10-0								
3-6-0		0-0-0		0-0-0		HOME		2-1-0		1-2-0		0-3-0								
2-7-0		0-0-0		0-0-0		AWAY		0-0-0		0-0-0		2-7-0								
0-0-0		0-0-0		0-0-0		NEUTRAL		0-0-0		0-0-0		0-0-0								
RPI	S	Opponent		Score		RPI	S	Opponent		Score		RPI	S	Opponent		Score				
15	A	Auburn		0	2	28	A	Ole Miss		6	12	100	H	Morehead St.		5	4			
15	A	Auburn		9	15	35	A	Evansville		3	6	100	H	Morehead St.		2	0			
												100	H	Morehead St.		2	6			
												118	A	Samford		3	6			
												118	A	Samford		4	14			
												118	A	Samford		3	1			
												144	H	Austin Peay		6	3			
												144	H	Austin Peay		11	22			
												144	H	Austin Peay		4	5			
												178	A	Eastern Ky.		5	8			
												178	A	Eastern Ky.		4	14			
												178	A	Eastern Ky.		6	21			
												190	H	Belmont		1	11			
												190	H	Belmont		5	6			
												190	H	Belmont		2	5			
												193	N	South Dakota St.		3	15			
												193	N	South Dakota St.		1	7			
												193	N	South Dakota St.		5	4			
												212	A	Kennesaw St.		1	2			
												212	A	Kennesaw St.		6	4			
												212	A	Kennesaw St.		1	3			
												222	A	SIUE		0	6			
												222	A	SIUE		5	8			
												222	A	SIUE		2	3			
								LAST 10 GAMES				247	N	North Ala.		1	0			
								144 H Austin Peay		11	22	212	A	Kennesaw St.		6	4			
								222 A SIUE		0	6	247	N	North Ala.		6	7			
								100 H Morehead St.		2	0	247	N	North Ala.		1	0			
								100 H Morehead St.		2	6	271	A	Southeast Mo. St.		3	0			
								212 A Kennesaw St.		1	2	271	A	Southeast Mo. St.		1	4			
								144 H Austin Peay		4	5	271	A	Southeast Mo. St.		1	0			

**Non-Div. I Games:**              **Union (TN)**

8	3	Christian Bros.	18	2
---	---	-----------------	----	---

Union (TN)	7	2
------------	---	---

UT Martin

RPI	S	Opponent	Score	
296	A	Alabama A&M	12	3
296	H	Alabama A&M	8	3

UT Martin

U  
T  
M  
a  
r  
t  
i  
n

U  
T  
M  
a  
r  
t  
i  
n

[illegible]

**Non-Div. I Games:**

LIU Brooklyn

RPI	S	Opponent	Score	
291	A	Fairleigh Dickinson	2	17
291	A	Fairleigh Dickinson	5	3
297	H	Mt. St. Mary's	3	5
297	H	Mt. St. Mary's	5	1
297	H	Mt. St. Mary's	5	9

LIU Brooklyn

L  
I  
U  
B  
r  
o  
o  
k  
l  
y  
n

L  
I  
U  
B  
r  
o  
o  
k  
l  
y  
n

S  
t  
e  
t  
s  
o  
n

Stetson

Average RPI Win: 251		WON-LOST RECORD		WINNING PCT. RANK		LAST 10 GAMES		STRENGTH OF SCHEDULE		OPP. STRENGTH OF SCHEDULE		TEAM RPI		ADJ RPI		CONF. RPI		ADJ CONF. RPI	
DIV. I ONLY		19-19-0		.5 149		5-5-0		280		258		221		.45427 221		23		22	
DIV. I NON-CONF.		14-9-0		.6087 92		2-2-0		258		287		162		.49278 162		20		20	
TOTALS		RPI 1-25		RPI 26-50		W-L RECORDS		RPI 51-100		RPI 101-150		RPI 150+							
19-19-0		0-3-0		0-0-0		OVERALL		0-0-0		0-3-0		19-13-0							
6-5-0		0-0-0		0-0-0		HOME		0-0-0		0-0-0		6-5-0							
9-12-0		0-3-0		0-0-0		AWAY		0-0-0		0-3-0		9-6-0							
4-2-0		0-0-0		0-0-0		NEUTRAL		0-0-0		0-0-0		4-2-0							
14-9-0		0-3-0		0-0-0		NON-CONFERENCE		0-0-0		0-0-0		14-6-0							
3-2-0		0-0-0		0-0-0		HOME		0-0-0		0-0-0		3-2-0							
7-5-0		0-3-0		0-0-		AWAY		0-0-0		0-0-0		7-2-0							
4-2-0		0-0-0		0-0-0		NEUTRAL		0-0-0		0-0-0		4-2-0							
5-10-0		0-0-0		0-0-0		CONFERENCE		0-0-0		0-3-0		5-7-0							
3-3-0		0-0-0		0-0-0		HOME		0-0-0		0-0-0		3-3-0							
2-7-0		0-0-0		0-0-0		AWAY		0-0-0		0-3-0		2-4-0							
0-0-0		0-0-0		0-0-0		NEUTRAL		0-0-0		0-0-0		0-0-0							
RPI S	Opponent	Score		RPI S	Opponent	Score		RPI S	Opponent	Score		RPI S	Opponent	Score					
14 A	Miami (FL)	2	8							102 A	Stony Brook	3	9						
14 A	Miami (FL)	1	20							102 A	Stony Brook	3	4						
14 A	Miami (FL)	2	3							102 A	Stony Brook	5	8						
										167 A	Navy	4	13						
										167 H	Navy	9	3						
										194 H	Hartford	8	2						
										194 H	Hartford	4	7						
										194 H	Hartford	10	8						
										209 A	Maine	4	1						
										209 A	Maine	1	2						
										209 A	Maine	2	9						
										230 A	Delaware	7	4						
										232 A	Albany (NY)	2	7						
										232 A	Albany (NY)	7	1						
										232 A	Albany (NY)	3	4						
										237 N	UNC Asheville	12	0						
										237 N	UNC Asheville	3	2						
										237 N	UNC Asheville	14	17						
										245 A	Coppin St.	16	2						
										256 A	George Washington	14	12						
										256 H	George Washington	6	11						
										258 H	UMass Lowell	8	5						
										258 H	UMass Lowell	3	8						
										258 H	UMass Lowell	2	8						
										260 A	Towson	7	8						
										260 H	Towson	2	7						
										266 H	George Mason	9	3						
				LAST 10 GAMES															
				209 A	Maine	1	2	258 H	UMass Lowell	8	5								
				297 A	Mt. St. Mary's	10	4	209 A	Maine	4	1								
				297 A	Mt. St. Mary's	6	5	102 A	Stony Brook	5	8								
				102 A	Stony Brook	3	9	194 H	Hartford	4	7								
				102 A	Stony Brook	3	4	232 A	Albany (NY)	3	4								

Non-Div. I Games:

UMBC

RPI	S	Opponent	Score	
278	N	Delaware St.	5	6
278	N	Delaware St.	3	2
278	N	Delaware St.	10	5
295	H	UMES	6	1
297	A	Mt. St. Mary's	10	4
297	A	Mt. St. Mary's	6	5
297	A	Mt. St. Mary's	6	5
297	A	Mt. St. Mary's	9	4

Average RPI Win: 224		WON-LOST RECORD	WINNING PCT. RANK		LAST 10 GAMES	STRENGTH OF SCHEDULE		OPP. STRENGTH OF SCHEDULE		TEAM RPI	ADJ RPI		CONF. RPI	ADJ CONF. RPI
Average RPI Loss: 147														
DIV. I ONLY		16-22-0	.42105	213	7-3-0	231		189		223	.45359	222	18	19
DIV. I NON-CONF.		8-12-0	.4	196	4-2-0	264		88		239	.44468	239	21	21
TOTALS		RPI 1-25		RPI 26-50		W-L RECORDS		RPI 51-100		RPI 101-150		RPI 150+		
16-22-0		0-1-0		0-3-0		OVERALL		0-4-0		1-2-0		15-12-0		
12-6-0		0-1-0		0-1-0		HOME		0-0-0		0-0-0		12-4-0		
4-16-0		0-0-0		0-2-0		AWAY		0-4-0		1-2-0		3-8-0		
0-0-0		0-0-0		0-0-0		NEUTRAL		0-0-0		0-0-0		0-0-0		
8-12-0		0-1-0		0-3-0		NON-CONFERENCE		0-1-0		1-2-0		7-5-0		
6-3-0		0-1-0		0-1-0		HOME		0-0-0		0-0-0		6-1-0		
2-9-0		0-0-0		0-0-		AWAY		0-1-0		1-2-0		1-4-0		
0-0-0		0-0-0		0-0-0		NEUTRAL		0-0-0		0-0-0		0-0-0		
8-10-0		0-0-0		0-0-0		CONFERENCE		0-3-0		0-0-0		8-7-0		
6-3-0		0-0-0		0-0-0		HOME		0-0-0		0-0-0		6-3-0		
2-7-0		0-0-0		0-0-0		AWAY		0-3-0		0-0-0		2-4-0		
0-0-0		0-0-0		0-0-0		NEUTRAL		0-0-0		0-0-0		0-0-0		
RPI	S	Opponent	Score		RPI	S	Opponent	Score		RPI	S	Opponent	Score	
25	H	Missouri	3	10	30	H	Illinois St.	9	16	78	A	Bradley	6	9
					35	A	Evansville	5	9	100	A	Morehead St.	9	11
					45	A	Kentucky	4	6	100	A	Morehead St.	9	11
										100	A	Morehead St.	1	10
										146	A	La.-Monroe	3	12
										146	A	La.-Monroe	1	4
										146	A	La.-Monroe	12	4
										165	A	UAB	3	8
										165	A	UAB	3	5
										165	A	UAB	5	13
										176	A	Southern Ill.	6	7
										178	H	Eastern Ky.	1	9
										178	H	Eastern Ky.	5	2
										178	H	Eastern Ky.	9	12
										190	A	Belmont	7	10
										190	A	Belmont	3	1
										190	A	Belmont	3	5
										192	H	Saint Louis	2	0
										215	H	UIC	6	4
										215	H	UIC	3	2
										218	H	UT Martin	3	2
										218	H	UT Martin	8	5
										218	H	UT Martin	6	0
										242	H	Valparaiso	0	8
										242	H	Valparaiso	16	6
										242	H	Valparaiso	4	3
										257	A	Tennessee Tech	9	8
										257	A	Tennessee Tech	6	12
										257	A	Tennessee Tech	6	7
										259	A	Western Ill.	15	2
										259	H	Western Ill.	13	3
LAST 10 GAMES														
					218	H	UT Martin	6	0	165	A	UAB	3	5
					100	A	Morehead St.	9	11	165	A	UAB	5	13
					100	A	Morehead St.	9	11	146	A	La.-Monroe	12	4
					257	A	Tennessee Tech	6	12	215	H	UIC	6	4
					257	A	Tennessee Tech	6	7	242	H	Valparaiso	16	6

Non-Div. I Games:

SIUE



RPI	S	Opponent	Score	
271	H	Southeast Mo. St.	9	3
271	H	Southeast Mo. St.	6	8
271	H	Southeast Mo. St.	3	2

SIUE

S  
I  
U  
E

S  
I  
U  
E

Average RPI Win: 189		WON-LOST	WINNING	LAST 10	STRENGTH OF		OPP. STRENGTH	TEAM	ADJ	CONF.	ADJ CONF.
Average RPI Loss: 96		RECORD	PCT. RANK	GAMES	SCHEDULE		OF SCHEDULE	RPI	RPI	RPI	RPI
DIV. I ONLY		12-27-0	.30769	258	4-6-0		147	90	224	.45358	223
DIV. I NON-CONF.		8-10-0	.44444	175	2-1-0		281	254	257	.43361	257
TOTALS		RPI 1-25	RPI 26-50		W-L RECORDS		RPI 51-100		RPI 101-150		RPI 150+
12-27-0		1-3-0	1-8-0		OVERALL		1-6-0		1-4-0		8-6-0
5-11-0		1-2-0	1-2-0		HOME		1-2-0		1-2-0		1-3-0
2-12-0		0-1-0	0-6-0		AWAY		0-3-0		0-0-0		2-2-0
5-4-0		0-0-0	0-0-0		NEUTRAL		0-1-0		0-2-0		5-1-0
8-10-0		0-1-0	0-0-0		NON-CONFERENCE		0-1-0		0-2-0		8-6-0
1-3-0		0-0-0	0-0-0		HOME		0-0-0		0-0-0		1-3-0
2-3-0		0-1-0	0-0-		AWAY		0-0-0		0-0-0		2-2-0
5-4-0		0-0-0	0-0-0		NEUTRAL		0-1-0		0-2-0		5-1-0
4-17-0		1-2-0	1-8-0		CONFERENCE		1-5-0		1-2-0		0-0-0
4-8-0		1-2-0	1-2-0		HOME		1-2-0		1-2-0		0-0-0
0-9-0		0-0-0	0-6-0		AWAY		0-3-0		0-0-0		0-0-0
0-0-0		0-0-0	0-0-0		NEUTRAL		0-0-0		0-0-0		0-0-0
RPI S	Opponent	Score	RPI S	Opponent	Score	RPI S	Opponent	Score	RPI S	Opponent	Score
14 H	Miami (FL)	10 13	26 A	NC State	5 6	67 H	Wake Forest	8 20	128 N	Central Mich.	3 4
14 H	Miami (FL)	11 10	26 A	NC State	3 4	67 H	Wake Forest	8 3	131 H	Notre Dame	1 4
14 H	Miami (FL)	3 5	26 A	NC State	3 21	67 H	Wake Forest	6 7	131 H	Notre Dame	4 2
18 A	West Virginia	4 5	48 A	Duke	0 2	71 N	Iowa	1 10	131 H	Notre Dame	0 9
			48 A	Duke	9 10	93 A	Virginia	5 7	134 N	Milwaukee	8 9
			48 A	Duke	5 6	93 A	Virginia	3 13	157 A	Kent St.	8 9
			49 H	Virginia Tech	1 0	93 A	Virginia	2 5	157 H	Kent St.	4 6
			49 H	Virginia Tech	4 11				169 A	Penn St.	7 2
			49 H	Virginia Tech	1 16				169 H	Penn St.	3 7
									174 N	Marshall	2 7
									217 N	Hofstra	1 0
									227 A	USC Upstate	6 3
									246 N	Butler	4 3
									281 A	Youngstown St.	2 3
									281 H	Youngstown St.	2 4
									281 H	Youngstown St.	16 6
									282 N	Bucknell	8 2
									285 N	Villanova	7 2
									299 N	Saint Peter's	17 7
			LAST 10 GAMES								
			131 H	Notre Dame	4 2	131 H	Notre Dame	1 4			
			67 H	Wake Forest	6 7	131 H	Notre Dame	0 9			
			67 H	Wake Forest	8 20	157 A	Kent St.	8 9			
			48 A	Duke	5 6	67 H	Wake Forest	8 3			
			48 A	Duke	0 2	169 A	Penn St.	7 2			

Non-Div. I Games:

Pittsburgh

Average RPI Win: 197		WON-LOST	WINNING	LAST 10	STRENGTH OF		OPP. STRENGTH	TEAM	ADJ	CONF.	ADJ CONF.
Average RPI Loss: 105		RECORD	PCT. RANK	GAMES	SCHEDULE		OF SCHEDULE	RPI	RPI	RPI	RPI
DIV. I ONLY		11-29-0	.275	268	3-7-0		92	135	225	.4531	224
DIV. I NON-CONF.		8-14-0	.36364	212	2-1-0		34	218	179	.48418	179
TOTALS		RPI 1-25	RPI 26-50		W-L RECORDS		RPI 51-100		RPI 101-150		RPI 150+
11-29-0		0-5-0	0-0-0		OVERALL		0-6-0		2-13-0		9-5-0
7-17-0		0-3-0	0-0-0		HOME		0-3-0		2-10-0		5-1-0
4-12-0		0-2-0	0-0-0		AWAY		0-3-0		0-3-0		4-4-0
0-0-0		0-0-0	0-0-0		NEUTRAL		0-0-0		0-0-0		0-0-0
8-14-0		0-5-0	0-0-0		NON-CONFERENCE		0-0-0		1-5-0		7-4-0
6-9-0		0-3-0	0-0-0		HOME		0-0-0		1-5-0		5-1-0
2-5-0		0-2-0	0-0-		AWAY		0-0-0		0-0-0		2-3-0
0-0-0		0-0-0	0-0-0		NEUTRAL		0-0-0		0-0-0		0-0-0
3-15-0		0-0-0	0-0-0		CONFERENCE		0-6-0		1-8-0		2-1-0
1-8-0		0-0-0	0-0-0		HOME		0-3-0		1-5-0		0-0-0
2-7-0		0-0-0	0-0-0		AWAY		0-3-0		0-3-0		2-1-0
0-0-0		0-0-0	0-0-0		NEUTRAL		0-0-0		0-0-0		0-0-0
RPI S	Opponent	Score	RPI S	Opponent	Score	RPI S	Opponent	Score	RPI S	Opponent	Score
4 A	Georgia	1 11				55 H	UT Arlington	6 14	101 A	South Alabama	7 9
4 H	Georgia	3 6				55 H	UT Arlington	3 4	101 A	South Alabama	7 10
10 A	Georgia Tech	3 7				55 H	UT Arlington	2 4	101 A	South Alabama	2 4
10 H	Georgia Tech	0 10				99 A	Little Rock	1 9	110 H	ETSU	2 8
18 H	West Virginia	2 8				99 A	Little Rock	2 6	110 H	ETSU	6 5
						99 A	Little Rock	2 3	110 H	ETSU	1 5
									117 H	Troy	6 10
									117 H	Troy	5 10
									117 H	Troy	12 5
									118 H	Samford	1 2
									118 H	Samford	2 13
									118 H	Samford	6 8
									146 H	La.-Monroe	8 16
									146 H	La.-Monroe	3 9
									146 H	La.-Monroe	3 10
									159 H	Richmond	6 13
									164 H	Furman	10 8
									172 A	Appalachian St.	17 6
									172 A	Appalachian St.	3 9
									172 A	Appalachian St.	2 0
									189 A	Mercer	11 14
									189 H	Mercer	4 2
									212 A	Kennesaw St.	10 12
									212 H	Kennesaw St.	9 7
									215 H	UIC	9 5
									262 A	Charleston So.	15 6
									262 A	Charleston So.	7 6
LAST 10 GAMES			LAST 10 GAMES			LAST 10 GAMES			LAST 10 GAMES		
262 A	Charleston So.	15 6	287 H	Savannah St.	5 1	262 A	Charleston So.	15 6	287 H	Savannah St.	5 1
212 A	Kennesaw St.	10 12	117 H	Troy	5 10	212 A	Kennesaw St.	10 12	117 H	Troy	5 10
101 A	South Alabama	7 10	117 H	Troy	12 5	101 A	South Alabama	7 10	117 H	Troy	12 5
101 A	South Alabama	2 4	117 H	Troy	6 10	101 A	South Alabama	2 4	117 H	Troy	6 10
101 A	South Alabama	7 9	189 H	Mercer	4 2	101 A	South Alabama	7 9	189 H	Mercer	4 2

Non-Div. I Games: Ga. Southwestern 9 5

Georgia St.

RPI	S	Opponent	Score	
262	A	Charleston So.	2	5
287	H	Savannah St.	5	1

Georgia St.

G  
e  
o  
r  
g  
i  
a  
S  
t  
.

G  
e  
o  
r  
g  
i  
a  
S  
t  
.

Average RPI Win:	205	WON-LOST RECORD	WINNING PCT. RANK	LAST 10 GAMES	STRENGTH OF SCHEDULE	OPP. STRENGTH OF SCHEDULE	TEAM RPI	ADJ RPI	CONF. RPI	ADJ CONF. RPI		
Average RPI Loss:	169											
DIV. I ONLY		13-23-0	.36111	237	4-6-0	216	248	226	.45305	225	27	27
DIV. I NON-CONF.		7-17-0	.29167	242	2-2-0	148	227	215	.46274	215	28	28
<hr/>												
TOTALS	RPI 1-25	RPI 26-50		W-L RECORDS		RPI 51-100		RPI 101-150		RPI 150+		
13-23-0	0-1-0	0-0-0		OVERALL		0-1-0		3-7-0		10-14-0		
2-5-0	0-0-0	0-0-0		HOME		0-0-0		1-1-0		1-4-0		
8-14-0	0-0-0	0-0-0		AWAY		0-1-0		2-6-0		6-7-0		
3-4-0	0-1-0	0-0-0		NEUTRAL		0-0-0		0-0-0		3-3-0		
7-17-0	0-1-0	0-0-0		NON-CONFERENCE		0-1-0		3-7-0		4-8-0		
1-3-0	0-0-0	0-0-0		HOME		0-0-0		1-1-0		0-2-0		
5-11-0	0-0-0	0-0-		AWAY		0-1-0		2-6-0		3-4-0		
1-3-0	0-1-0	0-0-0		NEUTRAL		0-0-0		0-0-0		1-2-0		
6-6-0	0-0-0	0-0-0		CONFERENCE		0-0-0		0-0-0		6-6-0		
1-2-0	0-0-0	0-0-0		HOME		0-0-0		0-0-0		1-2-0		
3-3-0	0-0-0	0-0-0		AWAY		0-0-0		0-0-0		3-3-0		
2-1-0	0-0-0	0-0-0		NEUTRAL		0-0-0		0-0-0		2-1-0		
RPI S	Opponent	Score		RPI S	Opponent	Score		RPI S	Opponent	Score		
23 N	Illinois	0 4						67 A	Wake Forest	1 14		
								101 A	South Alabama	1 16		
								101 A	South Alabama	2 12		
								101 A	South Alabama	2 11		
								102 A	Stony Brook	1 4		
								102 A	Stony Brook	9 12		
								102 H	Stony Brook	1 8		
								108 A	Rhode Island	6 5		
								108 H	Rhode Island	9 1		
								111 A	William & Mary	3 12		
								111 A	William & Mary	7 3		
								163 A	Yale	9 8		
								175 A	Fairfield	0 7		
								175 H	Fairfield	0 6		
								180 A	Fordham	3 12		
								180 H	Fordham	2 8		
								192 N	Saint Louis	7 9		
								194 A	Hartford	5 4		
								219 N	LIU Brooklyn	2 3		
								219 N	LIU Brooklyn	6 5		
								219 N	LIU Brooklyn	4 3		
								220 A	Stetson	5 11		
								220 A	Stetson	11 4		
								220 A	Stetson	5 8		
								231 H	Wagner	4 5		
								231 H	Wagner	4 7		
								231 H	Wagner	11 8		
								249 A	Central Conn. St.	1 5		
								249 A	Central Conn. St.	4 8		
								249 A	Central Conn. St.	1 5		
LAST 10 GAMES				231 H	Wagner	11 8		175 H	Fairfield	0 6		
				231 H	Wagner	4 7		108 H	Rhode Island	9 1		
				102 A	Stony Brook	1 4		175 A	Fairfield	0 7		
				219 N	LIU Brooklyn	2 3		249 A	Central Conn. St.	1 5		
				219 N	LIU Brooklyn	4 3		249 A	Central Conn. St.	4 8		

Non-Div. I Games:

Sacred Heart

RPI	S	Opponent	Score	
249	A	Central Conn. St.	4	8
249	A	Central Conn. St.	4	1
264	N	Georgetown	6	5
264	N	Georgetown	0	11
291	A	Fairleigh Dickinson	12	5
291	A	Fairleigh Dickinson	13	6
291	A	Fairleigh Dickinson	5	6

Sacred Heart

S  
a  
c  
r  
e  
d  
H  
e  
a  
r  
t

S  
a  
c  
r  
e  
d  
H  
e  
a  
r  
t

Average RPI Win:		215	WON-LOST RECORD		WINNING PCT. RANK	LAST 10 GAMES		STRENGTH OF SCHEDULE		OPP. STRENGTH OF SCHEDULE	TEAM RPI	ADJ RPI	CONF. RPI	ADJ CONF. RPI			
Average RPI Loss:		118															
DIV. I ONLY			12-22-0		.35294	242	2-8-0		161	187	227	.45192	226	13	13		
DIV. I NON-CONF.			9-13-0		.40909	190	2-2-0		202	222	224	.45747	224	12	12		
TOTALS		RPI 1-25		RPI 26-50		W-L RECORDS		RPI 51-100		RPI 101-150		RPI 150+					
12-22-0		1-3-0		0-3-0		OVERALL		1-4-0		1-4-0		9-8-0					
9-8-0		0-0-0		0-0-0		HOME		0-1-0		1-2-0		8-5-0					
3-14-0		1-3-0		0-3-0		AWAY		1-3-0		0-2-0		1-3-0					
0-0-0		0-0-0		0-0-0		NEUTRAL		0-0-0		0-0-0		0-0-0					
9-13-0		1-0-0		0-3-0		NON-CONFERENCE		1-4-0		1-4-0		6-2-0					
7-4-0		0-0-0		0-0-0		HOME		0-1-0		1-2-0		6-1-0					
2-9-0		1-0-0		0-0-		AWAY		1-3-0		0-2-0		0-1-0					
0-0-0		0-0-0		0-0-0		NEUTRAL		0-0-0		0-0-0		0-0-0					
3-9-0		0-3-0		0-0-0		CONFERENCE		0-0-0		0-0-0		3-6-0					
2-4-0		0-0-0		0-0-0		HOME		0-0-0		0-0-0		2-4-0					
1-5-0		0-3-0		0-0-0		AWAY		0-0-0		0-0-0		1-2-0					
0-0-0		0-0-0		0-0-0		NEUTRAL		0-0-0		0-0-0		0-0-0					
RPI	S	Opponent		Score		RPI	S	Opponent		Score		RPI	S	Opponent		Score	
8	A	UC Santa Barbara		8	9	43	A	Arizona St.		2	3	58	A	Pepperdine		0	1
8	A	UC Santa Barbara		3	4	43	A	Arizona St.		2	17	58	A	Pepperdine		3	15
8	A	UC Santa Barbara		0	7	43	A	Arizona St.		3	13	58	A	Pepperdine		0	4
11	A	Stanford		8	6							95	A	San Francisco		4	2
												95	H	San Francisco		14	19

Non-Div. I Games:

UC Davis

U  
S  
C  
U  
P  
S  
t  
a  
t  
e

USC Upstate



RPI	S	Opponent	Score	
237	A	UNC Asheville	5	9
237	A	UNC Asheville	10	2
237	A	UNC Asheville	6	7
262	H	Charleston So.	11	7

USC Upstate

U  
S  
C  
U  
P  
S  
t  
a  
t  
e

U  
S  
C  
U  
P  
S  
t  
a  
t  
e

Average RPI Win: 195		WON-LOST	WINNING	LAST 10	STRENGTH OF		OPP. STRENGTH	TEAM	ADJ	CONF.	ADJ CONF.
Average RPI Loss: 150		RECORD	PCT. RANK	GAMES	SCHEDULE		OF SCHEDULE	RPI	RPI	RPI	RPI
DIV. I ONLY		9-21-0	.3	260	2-8-0		180	228	229	.45124	228
DIV. I NON-CONF.		5-10-0	.33333	222	0-1-0		41	251	130	.50768	130
TOTALS		RPI 1-25	RPI 26-50		W-L RECORDS		RPI 51-100		RPI 101-150		RPI 150+
9-21-0		0-0-0	0-3-0		OVERALL		0-3-0		1-2-0		8-13-0
2-6-0		0-0-0	0-0-0		HOME		0-0-0		0-0-0		2-6-0
6-15-0		0-0-0	0-3-0		AWAY		0-3-0		1-2-0		5-7-0
1-0-0		0-0-0	0-0-0		NEUTRAL		0-0-0		0-0-0		1-0-0
5-10-0		0-0-0	0-3-0		NON-CONFERENCE		0-3-0		0-0-0		5-4-0
1-1-0		0-0-0	0-0-0		HOME		0-0-0		0-0-0		1-1-0
3-9-0		0-0-0	0-0-		AWAY		0-3-0		0-0-0		3-3-0
1-0-0		0-0-0	0-0-0		NEUTRAL		0-0-0		0-0-0		1-0-0
4-11-0		0-0-0	0-0-0		CONFERENCE		0-0-0		1-2-0		3-9-0
1-5-0		0-0-0	0-0-0		HOME		0-0-0		0-0-0		1-5-0
3-6-0		0-0-0	0-0-0		AWAY		0-0-0		1-2-0		2-4-0
0-0-0		0-0-0	0-0-0		NEUTRAL		0-0-0		0-0-0		0-0-0
RPI S	Opponent	Score	RPI S	Opponent	Score	RPI S	Opponent	Score	RPI S	Opponent	Score
			33 A	Baylor	0 17	73 A	VCU	1 6	109 A	Harvard	6 8
			33 A	Baylor	4 12	73 A	VCU	3 9	109 A	Harvard	2 0
			33 A	Baylor	3 10	73 A	VCU	0 2	109 A	Harvard	1 7
									163 A	Yale	0 2
									163 A	Yale	2 7
									163 A	Yale	3 0
									167 A	Navy	1 5
									167 A	Navy	1 2
									167 A	Navy	3 2
									171 A	Army West Point	4 1
									179 A	Columbia	4 3
									179 A	Columbia	8 13
									179 A	Columbia	0 3
									180 N	Fordham	1 0
									197 H	Binghamton	4 8
									213 H	Brown	3 7
									213 H	Brown	1 2
									213 H	Brown	3 11
									250 H	Princeton	15 9
									250 H	Princeton	2 4
									250 H	Princeton	2 7
									260 A	Towson	4 2
									260 A	Towson	2 3
									276 H	St. Bonaventure	8 1
LAST 10 GAMES			179 A	Columbia	0 3	167 A	Navy	3 2	260 A	Towson	2 3
			73 A	VCU	3 9	109 A	Harvard	1 7			
			179 A	Columbia	8 13	163 A	Yale	0 2			
			250 H	Princeton	15 9	250 H	Princeton	2 4			
			213 H	Brown	1 2	250 H	Princeton	2 7			

Non-Div. I Games:

Cornell

Average RPI Win:	205	WON-LOST RECORD	WINNING PCT. RANK	LAST 10 GAMES		STRENGTH OF SCHEDULE	OPP. STRENGTH OF SCHEDULE	TEAM RPI	ADJ RPI	CONF. RPI	ADJ CONF. RPI	
Average RPI Loss:	151											
DIV. I ONLY		12-19-0	.3871	226	3-7-0	239	199	222	.45062	229	21	21
DIV. I NON-CONF.		6-10-0	.375	208	0-1-0	253	132	218	.45852	223	15	15
<hr/>												
TOTALS	RPI 1-25		RPI 26-50		W-L RECORDS		RPI 51-100		RPI 101-150		RPI 150+	
12-19-0	0-0-0		0-0-0		OVERALL		1-3-0		2-8-0		9-8-0	
1-5-0	0-0-0		0-0-0		HOME		0-0-0		1-2-0		0-3-0	
5-10-0	0-0-0		0-0-0		AWAY		0-0-0		1-6-0		4-4-0	
6-4-0	0-0-0		0-0-0		NEUTRAL		1-3-0		0-0-0		5-1-0	
6-10-0	0-0-0		0-0-0		NON-CONFERENCE		1-3-0		1-6-0		4-1-0	
0-0-0	0-0-0		0-0-0		HOME		0-0-0		0-0-0		0-0-0	
2-7-0	0-0-0		0-0-		AWAY		0-0-0		1-6-0		1-1-0	
4-3-0	0-0-0		0-0-0		NEUTRAL		1-3-0		0-0-0		3-0-0	
6-9-0	0-0-0		0-0-0		CONFERENCE		0-0-0		1-2-0		5-7-0	
1-5-0	0-0-0		0-0-0		HOME		0-0-0		1-2-0		0-3-0	
3-3-0	0-0-0		0-0-0		AWAY		0-0-0		0-0-0		3-3-0	
2-1-0	0-0-0		0-0-0		NEUTRAL		0-0-0		0-0-0		2-1-0	
RPI	S	Opponent	Score	RPI	S	Opponent	Score	RPI	S	Opponent	Score	
						78 N Bradley	6 2			109 H Harvard	3	11
						78 N Bradley	3 6			109 H Harvard	1	2
						78 N Bradley	2 10			109 H Harvard	15	7
						89 N Tulane	1 5			135 A South Fla.	1	4
										135 A South Fla.	1	16
										135 A South Fla.	3	7
										139 A UTSA	5	9
										139 A UTSA	4	3
										139 A UTSA	0	10
										139 A UTSA	3	12
										179 A Columbia	9	23
										179 A Columbia	23	1
										179 A Columbia	1	11
										186 H Penn	1	13
										186 H Penn	15	21
										186 H Penn	3	15
										204 A Holy Cross	10	16
										208 A Quinnipiac	9	2
										213 A Brown	7	5
										213 A Brown	6	4
										213 A Brown	6	13
						LAST 10 GAMES				238 N Saint Joseph's	4	2
						109 H Harvard	3 11			250 N Princeton	2	8
						109 H Harvard	1 2			250 N Princeton	23	3
						186 H Penn	15 21			250 N Princeton	10	8
						186 H Penn	3 15			291 N Fairleigh Dickinson	6	1
						186 H Penn	1 13			291 N Fairleigh Dickinson	4	3

**Non-Div. I Games:** Wayne St. (MI)

2	3	Middlebury	7	15
---	---	------------	---	----

Dartmouth

Average RPI Win:	195	WON-LOST RECORD	WINNING PCT. RANK	LAST 10 GAMES	STRENGTH OF SCHEDULE	OPP. STRENGTH OF SCHEDULE	TEAM RPI	ADJ RPI	CONF. RPI	ADJ CONF. RPI	
DIV. I ONLY	11-26-0	.2973	262	3-7-0	128	238	230	.45018	230	17	17
DIV. I NON-CONF.	5-17-0	.22727	270	2-2-0	98	285	269	.42364	269	16	16
<hr/>											
TOTALS	RPI 1-25	RPI 26-50		W-L RECORDS		RPI 51-100		RPI 101-150		RPI 150+	
11-26-0	0-0-0	0-0-0		OVERALL		0-8-0		4-6-0		7-12-0	
8-5-0	0-0-0	0-0-0		HOME		0-1-0		3-0-0		5-4-0	
3-20-0	0-0-0	0-0-0		AWAY		0-7-0		1-6-0		2-7-0	
0-1-0	0-0-0	0-0-0		NEUTRAL		0-0-0		0-0-0		0-1-0	
5-17-0	0-0-0	0-0-0		NON-CONFERENCE		0-5-0		0-4-0		5-8-0	
5-5-0	0-0-0	0-0-0		HOME		0-1-0		0-0-0		5-4-0	
0-11-0	0-0-0	0-0-		AWAY		0-4-0		0-4-0		0-3-0	
0-1-0	0-0-0	0-0-0		NEUTRAL		0-0-0		0-0-0		0-1-0	
6-9-0	0-0-0	0-0-0		CONFERENCE		0-3-0		4-2-0		2-4-0	
3-0-0	0-0-0	0-0-0		HOME		0-0-0		3-0-0		0-0-0	
3-9-0	0-0-0	0-0-0		AWAY		0-3-0		1-2-0		2-4-0	
0-0-0	0-0-0	0-0-0		NEUTRAL		0-0-0		0-0-0		0-0-0	
RPI	S	Opponent	Score	RPI	S	Opponent	Score	RPI	S	Opponent	Score
						68 A Liberty	4 5	111 H William & Mary		9	8
						68 A Liberty	1 8	111 H William & Mary		3	2
						68 A Liberty	0 11	111 H William & Mary		1	0
						79 A Elon	1 4	147 A James Madison		2	11
						79 A Elon	0 6	147 A James Madison		4	7
						79 A Elon	1 12	147 A James Madison		5	3
						84 A Maryland	6 11	150 A New Mexico St.		3	17
						84 H Maryland	6 11	150 A New Mexico St.		3	11
								150 A New Mexico St.		2	15
								150 A New Mexico St.		4	11
								173 A Northeastern		8	16
								173 A Northeastern		7	3
								173 A Northeastern		4	13
								175 H Fairfield		2	3
								175 H Fairfield		2	8
								175 H Fairfield		7	4
								195 N Lafayette		5	7
								203 A Charlotte		1	3
								203 A Charlotte		4	5
								203 A Charlotte		2	5
								221 H UMBC		4	7
								238 H Saint Joseph's		6	5
								241 H La Salle		2	4
								255 H Lehigh		12	11
								260 A Towson		10	3
								260 A Towson		8	10
								260 A Towson		1	2
								260 A Towson		1	2
Non-Div. I Games:	Goldey-Beacom	4	0	West Chester	5	4	Goldey-Beacom	15	1	Delaware	

RPI	S	Opponent	Score	
278	H	Delaware St.	13	2
283	H	Rider	6	1

Delaware

D  
e  
l  
a  
w  
a  
r  
e

D  
e  
l  
a  
w  
a  
r  
e

Average RPI Win:	250	WON-LOST	WINNING	LAST 10	STRENGTH OF	OPP. STRENGTH	TEAM	ADJ	CONF.	ADJ CONF.		
Average RPI Loss:	164	RECORD	PCT. RANK	GAMES	SCHEDULE	OF SCHEDULE	RPI	RPI	RPI	RPI		
DIV. I ONLY		14-21-0	.4	220	6-4-0	251	276	231	.44961	231	27	27
DIV. I NON-CONF.		6-14-0	.3	239	2-0-0	191	238	222	.45876	220	28	28
<hr/>												
TOTALS	RPI 1-25	RPI 26-50		W-L RECORDS		RPI 51-100		RPI 101-150		RPI 150+		
14-21-0	0-0-0	0-0-0		OVERALL		1-7-0		0-3-0		13-11-0		
5-4-0	0-0-0	0-0-0		HOME		0-0-0		0-0-0		5-4-0		
9-16-0	0-0-0	0-0-0		AWAY		1-7-0		0-3-0		8-6-0		
0-1-0	0-0-0	0-0-0		NEUTRAL		0-0-0		0-0-0		0-1-0		
6-14-0	0-0-0	0-0-0		NON-CONFERENCE		1-7-0		0-3-0		5-4-0		
2-1-0	0-0-0	0-0-0		HOME		0-0-0		0-0-0		2-1-0		
4-12-0	0-0-0	0-0-		AWAY		1-7-0		0-3-0		3-2-0		
0-1-0	0-0-0	0-0-0		NEUTRAL		0-0-0		0-0-0		0-1-0		
8-7-0	0-0-0	0-0-0		CONFERENCE		0-0-0		0-0-0		8-7-0		
3-3-0	0-0-0	0-0-0		HOME		0-0-0		0-0-0		3-3-0		
5-4-0	0-0-0	0-0-0		AWAY		0-0-0		0-0-0		5-4-0		
0-0-0	0-0-0	0-0-0		NEUTRAL		0-0-0		0-0-0		0-0-0		
RPI	S	Opponent	Score	RPI	S	Opponent	Score	RPI	S	Opponent	Score	

Non-Div. I Games:

Wagner

Average RPI Win:	222	WON-LOST RECORD	WINNING PCT. RANK	LAST 10 GAMES	STRENGTH OF SCHEDULE	OPP. STRENGTH OF SCHEDULE	TEAM RPI	ADJ RPI	CONF. RPI	ADJ CONF. RPI																					
Average RPI Loss:	216																														
DIV. I ONLY	16-19-0	.45714	184	4-6-0	274	275	232	.44942	232	23	22																				
DIV. I NON-CONF.	9-11-0	.45	173	1-2-0	287	291	241	.44447	240	20	20																				
TOTALS	RPI 1-25	RPI 26-50	W-L RECORDS	RPI 51-100	RPI 101-150	RPI 150+																									
16-19-0	0-0-0	0-0-0	OVERALL	0-1-0	2-2-0	14-16-0																									
4-4-0	0-0-0	0-0-0	HOME	0-0-0	0-0-0	4-4-0																									
10-13-0	0-0-0	0-0-0	AWAY	0-1-0	2-2-0	8-10-0																									
2-2-0	0-0-0	0-0-0	NEUTRAL	0-0-0	0-0-0	2-2-0																									
9-11-0	0-0-0	0-0-0	NON-CONFERENCE	0-1-0	1-0-0	8-10-0																									
1-1-0	0-0-0	0-0-0	HOME	0-0-0	0-0-0	1-1-0																									
6-8-0	0-0-0	0-0-	AWAY	0-1-0	1-0-0	5-7-0																									
2-2-0	0-0-0	0-0-0	NEUTRAL	0-0-0	0-0-0	2-2-0																									
7-8-0	0-0-0	0-0-0	CONFERENCE	0-0-0	1-2-0	6-6-0																									
3-3-0	0-0-0	0-0-0	HOME	0-0-0	0-0-0	3-3-0																									
4-5-0	0-0-0	0-0-0	AWAY	0-0-0	1-2-0	3-3-0																									
0-0-0	0-0-0	0-0-0	NEUTRAL	0-0-0	0-0-0	0-0-0																									
RPI S Opponent Score	RPI S Opponent Score	RPI S Opponent Score	RPI S Opponent Score	RPI S Opponent Score	RPI S Opponent Score	RPI S Opponent Score																									
				80 A St. John's (NY) 4 5	102 A Stony Brook 3 8	102 A Stony Brook 4 7	102 A Stony Brook 4 3	114 A Marist 10 2	152 N Massachusetts 7 6	194 A Hartford 6 7	194 A Hartford 5 6	194 A Hartford 8 6	197 H Binghamton 3 15	197 H Binghamton 1 11	197 H Binghamton 4 3	221 H UMBC 1 7	221 H UMBC 4 3	221 H UMBC 7 2	241 A La Salle 6 13	241 A La Salle 0 9	241 A La Salle 6 5	244 A Manhattan 3 5	244 A Manhattan 4 6	244 A Manhattan 5 2	245 N Coppin St. 2 6	245 N Coppin St. 4 0	245 N Coppin St. 3 15	249 A Central Conn. St. 6 9	249 H Central Conn. St. 7 3	258 A UMass Lowell 5 2	258 A UMass Lowell 8 11
LAST 10 GAMES				102 A Stony Brook 4 3	245 N Coppin St. 4 0	244 A Manhattan 4 6	258 A UMass Lowell 11 3	288 A Longwood 0 9	194 A Hartford 5 6																						
				102 A Stony Brook 3 8																											
				244 A Manhattan 5 2																											
				299 A Saint Peter's 9 7																											
				241 A La Salle 6 13																											

Non-Div. I Games:

Albany (NY)

RPI	S	Opponent	Score	
258	A	UMass Lowell	11	3
270	A	Iona	5	4
270	H	Iona	1	13
288	A	Longwood	6	8
288	A	Longwood	13	2
288	A	Longwood	0	9
299	A	Saint Peter's	9	7




Albany (NY)

A  
l  
b  
a  
n  
y  
(  
N  
Y  
)

A  
l  
b  
a  
n  
y  
(  
N  
Y  
)



**Non-Div. I Games:**

 Tie,  Loss,  Non-Conf, S Site, H Home, A Away, N Neutral Page 321

RPI	S	Opponent	Score	
272	A	Northern Ill.	1	5
275	H	Bowling Green	12	2
275	H	Bowling Green	3	7
275	H	Bowling Green	12	4
281	A	Youngstown St.	3	2
286	A	Eastern Mich.	6	1
286	A	Eastern Mich.	6	3
286	A	Eastern Mich.	8	2

[illegible]

**Non-Div. I Games:**

Western Mich.

Western Mich.

Average RPI Win: 243		WON-LOST	WINNING	LAST 10	STRENGTH OF		OPP. STRENGTH	TEAM	ADJ	CONF.	ADJ CONF.
Average RPI Loss: 134		RECORD	PCT. RANK	GAMES	SCHEDULE		OF SCHEDULE	RPI	RPI	RPI	RPI
DIV. I ONLY		17-26-0	.39535	223	2-8-0		219	222	236	.44807	235
DIV. I NON-CONF.		12-16-0	.42857	180	0-4-0		239	207	230	.45473	230
TOTALS		RPI 1-25	RPI 26-50		W-L RECORDS		RPI 51-100		RPI 101-150		RPI 150+
17-26-0		0-1-0	1-2-0		OVERALL		0-5-0		2-10-0		14-8-0
11-7-0		0-1-0	0-1-0		HOME		0-0-0		0-0-0		11-5-0
4-17-0		0-0-0	0-1-0		AWAY		0-4-0		1-9-0		3-3-0
2-2-0		0-0-0	1-0-0		NEUTRAL		0-1-0		1-1-0		0-0-0
12-16-0		0-1-0	1-2-0		NON-CONFERENCE		0-5-0		1-2-0		10-6-0
7-5-0		0-1-0	0-1-0		HOME		0-0-0		0-0-0		7-3-0
3-9-0		0-0-0	0-0-		AWAY		0-4-0		0-1-0		3-3-0
2-2-0		0-0-0	1-0-0		NEUTRAL		0-1-0		1-1-0		0-0-0
5-10-0		0-0-0	0-0-0		CONFERENCE		0-0-0		1-8-0		4-2-0
4-2-0		0-0-0	0-0-0		HOME		0-0-0		0-0-0		4-2-0
1-8-0		0-0-0	0-0-0		AWAY		0-0-0		1-8-0		0-0-0
0-0-0		0-0-0	0-0-0		NEUTRAL		0-0-0		0-0-0		0-0-0
RPI S	Opponent	Score	RPI S	Opponent	Score	RPI S	Opponent	Score	RPI S	Opponent	Score
8 H	UC Santa Barbara	1 4	46 N	California	4 3	58 N	Pepperdine	0 11	104 A	Sacramento St.	4 5
			47 A	Fresno St.	6 7	66 A	Loyola Marymount	3 8	104 A	Sacramento St.	3 4
			47 H	Fresno St.	3 9	95 A	San Francisco	1 12	104 A	Sacramento St.	7 10
						95 A	San Francisco	0 2	106 A	UNLV	1 6
						95 A	San Francisco	2 3	116 A	California Baptist	0 6
									116 A	California Baptist	2 8
									116 A	California Baptist	1 4
									130 N	Ball St.	6 10
									130 N	Ball St.	7 6
									150 A	New Mexico St.	9 4
									150 A	New Mexico St.	9 12
									150 A	New Mexico St.	1 23
									151 A	Cal Poly	0 2
									151 H	Cal Poly	1 7
									206 A	UC Riverside	3 6
									206 H	UC Riverside	1 12
									236 A	Hawaii	2 0
									236 A	Hawaii	5 4
									236 A	Hawaii	8 4
									236 A	Hawaii	4 7
									254 H	Seattle U	7 5
									254 H	Seattle U	9 0
									254 H	Seattle U	6 7
									280 H	Santa Clara	4 2
									280 H	Santa Clara	3 1
									280 H	Santa Clara	1 3
									280 H	Santa Clara	8 4
LAST 10 GAMES			280 H	Santa Clara	8 4	290 H	Northern Colo.	7 9			
			206 A	UC Riverside	3 6	47 A	Fresno St.	6 7			
			8 H	UC Santa Barbara	1 4	116 A	California Baptist	2 8			
			290 H	Northern Colo.	16 4	116 A	California Baptist	0 6			
			290 H	Northern Colo.	6 2	116 A	California Baptist	1 4			

Non-Div. I Games:

CSU Bakersfield

RPI	S	Opponent	Score	
290	H	Northern Colo.	7	9
290	H	Northern Colo.	6	2
290	H	Northern Colo.	16	4
291	H	Fairleigh Dickinson	5	4
291	H	Fairleigh Dickinson	17	2
291	H	Fairleigh Dickinson	12	2
291	H	Fairleigh Dickinson	9	4

CSU Bakersfield

C  
S  
U  
B  
a  
k  
e  
r  
s  
f  
i  
e  
l  
d

C  
S  
U  
B  
a  
k  
e  
r  
s  
f  
i  
e  
l  
d

H  
a  
w  
a  
i  
i

Hawaii

Average RPI Win:		214	WON-LOST RECORD		WINNING PCT. RANK		LAST 10 GAMES		STRENGTH OF SCHEDULE		OPP. STRENGTH OF SCHEDULE		TEAM RPI		ADJ RPI		CONF. RPI		ADJ CONF. RPI				
Average RPI Loss:		135																					
DIV. I ONLY			13-26-0		.33333 248		2-8-0		160		183		238		.44773 237		19		18				
DIV. I NON-CONF.			5-16-0		.2381 261		0-3-0		113		133		232		.45323 232		19		19				
TOTALS		RPI 1-25		RPI 26-50		W-L RECORDS		RPI 51-100		RPI 101-150		RPI 150+											
13-26-0		0-2-0		0-0-0		OVERALL		2-7-0		0-5-0		11-12-0											
9-9-0		0-0-0		0-0-0		HOME		0-0-0		0-1-0		9-8-0											
3-15-0		0-2-0		0-0-0		AWAY		2-7-0		0-4-0		1-2-0											
1-2-0		0-0-0		0-0-0		NEUTRAL		0-0-0		0-0-0		1-2-0											
5-16-0		0-2-0		0-0-0		NON-CONFERENCE		1-5-0		0-2-0		4-7-0											
2-4-0		0-0-0		0-0-0		HOME		0-0-0		0-1-0		2-3-0											
2-10-0		0-2-0		0-0-		AWAY		1-5-0		0-1-0		1-2-0											
1-2-0		0-0-0		0-0-0		NEUTRAL		0-0-0		0-0-0		1-2-0											
8-10-0		0-0-0		0-0-0		CONFERENCE		1-2-0		0-3-0		7-5-0											
7-5-0		0-0-0		0-0-0		HOME		0-0-0		0-0-0		7-5-0											
1-5-0		0-0-0		0-0-0		AWAY		1-2-0		0-3-0		0-0-0											
0-0-0		0-0-0		0-0-0		NEUTRAL		0-0-0		0-0-0		0-0-0											
RPI	S	Opponent		Score		RPI	S	Opponent		Score		RPI	S	Opponent		Score		RPI	S	Opponent		Score	
7	A	Tennessee		2	7							56	A	Ga. Southern		14	9	110	A	ETSU		6	7
7	A	Tennessee		4	8							56	A	Ga. Southern		0	14	132	H	Western Caro.		4	16
												56	A	Ga. Southern		1	5	143	A	Presbyterian		2	6
												61	A	Campbell		3	0	143	A	Presbyterian		2	7
												61	A	Campbell		3	6	143	A	Presbyterian		2	4
												61	A	Campbell		1	21	156	H	Winthrop		3	4
												81	A	Col. of Charleston		3	12	156	H	Winthrop		12	2
												81	A	Col. of Charleston		5	6	156	H	Winthrop		1	9
												81	A	Col. of Charleston		0	9	158	A	Wofford		2	14
																		158	H	Wofford		1	12
												164	A	Furman		4	3						
												164	H	Furman		2	3						
												172	H	Appalachian St.		2	8						
												203	A	Charlotte		2	5						
												221	N	UMBC		0	12						
												221	N	UMBC		17	14						
												221	N	UMBC		2	3						
												227	H	USC Upstate		7	6						
												227	H	USC Upstate		2	10						
												227	H	USC Upstate		9	5						
												262	H	Charleston So.		2	3						
												262	H	Charleston So.		2	8						
												262	H	Charleston So.		11	4						
												270	H	Iona		9	2						
												270	H	Iona		7	3						
												288	H	Longwood		11	8						
												288	H	Longwood		14	3						
LAST 10 GAMES																							
						262	H	Charleston So.		2	8	164	H	Furman		2	3	262	H	Charleston So.		11	4
						262	H	Charleston So.		2	3	156	H	Winthrop		1	9	270	H	Iona		9	2
						156	H	Winthrop		3	4	156	H	Winthrop		12	2	270	H	Iona		7	3
						158	H	Wofford		1	12	172	H	Appalachian St.		2	8	288	H	Longwood		11	8
						262	H	Charleston So.		11	4	143	A	Presbyterian		2	7	288	H	Longwood		14	3

Non-Div. I Games:

UNC Asheville



RPI	S	Opponent	Score
288	H	Longwood	11 8

UNC Asheville

Average RPI Win:	250	WON-LOST RECORD	WINNING PCT. RANK	LAST 10 GAMES	STRENGTH OF SCHEDULE	OPP. STRENGTH OF SCHEDULE	TEAM RPI	ADJ RPI	CONF. RPI	ADJ CONF. RPI		
DIV. I ONLY		15-20-0	.42857	207	3-7-0	238	282	239	.44711	238	20	20
DIV. I NON-CONF.		8-15-0	.34783	217	1-3-0	279	278	273	.41734	273	23	23
<hr/>												
TOTALS	RPI 1-25	RPI 26-50		W-L RECORDS		RPI 51-100		RPI 101-150		RPI 150+		
15-20-0	0-0-0	0-0-0		OVERALL		0-2-0		0-2-0		15-16-0		
6-3-0	0-0-0	0-0-0		HOME		0-0-0		0-0-0		6-3-0		
5-8-0	0-0-0	0-0-0		AWAY		0-0-0		0-0-0		5-8-0		
4-9-0	0-0-0	0-0-0		NEUTRAL		0-2-0		0-2-0		4-5-0		
8-15-0	0-0-0	0-0-0		NON-CONFERENCE		0-2-0		0-2-0		8-11-0		
1-2-0	0-0-0	0-0-0		HOME		0-0-0		0-0-0		1-2-0		
3-4-0	0-0-0	0-0-		AWAY		0-0-0		0-0-0		3-4-0		
4-9-0	0-0-0	0-0-0		NEUTRAL		0-2-0		0-2-0		4-5-0		
7-5-0	0-0-0	0-0-0		CONFERENCE		0-0-0		0-0-0		7-5-0		
5-1-0	0-0-0	0-0-0		HOME		0-0-0		0-0-0		5-1-0		
2-4-0	0-0-0	0-0-0		AWAY		0-0-0		0-0-0		2-4-0		
0-0-0	0-0-0	0-0-0		NEUTRAL		0-0-0		0-0-0		0-0-0		
RPI	S	Opponent	Score	RPI	S	Opponent	Score	RPI	S	Opponent	Score	
						89 N Tulane	7 12			109 N Harvard	3 5	
						91 N Kansas	5 7			130 N Ball St.	5 7	
										171 N Army West Point	5 11	
										171 N Army West Point	3 2	
										180 A Fordham	0 2	
										180 A Fordham	0 6	
										180 A Fordham	3 4	
										186 A Penn	7 20	
										195 H Lafayette	1 3	
										199 N Seton Hall	7 4	
										210 A UNCW	4 2	
										210 A UNCW	8 10	
										229 N Dartmouth	2 4	
										230 A Delaware	5 6	
										241 H La Salle	20 7	
										241 H La Salle	6 5	
										241 H La Salle	1 7	
										249 N Central Conn. St.	8 2	
										255 H Lehigh	15 20	
										256 A George Washington	18 12	
										256 A George Washington	4 10	
										256 A George Washington	4 2	
										256 A George Washington	4 2	
						180 A Fordham	3 4			261 N VMI	3 9	
						180 A Fordham	0 2			261 N VMI	4 9	
						255 H Lehigh	15 20			264 N Georgetown	4 8	
						186 A Penn	7 20			266 H George Mason	14 3	
						171 N Army West Point	5 11			266 H George Mason	18 9	

Non-Div. I Games:

Saint Joseph's

RPI	S	Opponent	Score	
266	H	George Mason	11	5
282	A	Bucknell	5	4
282	N	Bucknell	3	2
283	A	Rider	13	7
285	A	Villanova	7	8
285	H	Villanova	4	0

Saint Joseph's

S  
a  
i  
n  
t  
J  
o  
s  
e  
p  
h  
'  
s

S  
a  
i  
n  
t  
J  
o  
s  
e  
p  
h  
'  
s

Average RPI Win: 243		WON-LOST	WINNING	LAST 10	STRENGTH OF		OPP. STRENGTH	TEAM	ADJ	CONF.	ADJ CONF.
Average RPI Loss: 153		RECORD	PCT. RANK	GAMES	SCHEDULE		OF SCHEDULE	RPI	RPI	RPI	RPI
DIV. I ONLY		9-27-0	.25	278	116		281	234	.44679	239	31
DIV. I NON-CONF.		1-17-0	.05556	295	6		181	240	.44283	242	30
TOTALS		RPI 1-25	RPI 26-50		W-L RECORDS		RPI 51-100		RPI 101-150		RPI 150+
9-27-0		0-2-0	0-4-0		OVERALL		1-4-0		0-4-0		8-13-0
2-4-0		0-0-0	0-0-0		HOME		0-0-0		0-0-0		2-4-0
6-20-0		0-2-0	0-4-0		AWAY		0-1-0		0-4-0		6-9-0
1-3-0		0-0-0	0-0-0		NEUTRAL		1-3-0		0-0-0		0-0-0
1-17-0		0-2-0	0-4-0		NON-CONFERENCE		1-4-0		0-4-0		0-3-0
0-0-0		0-0-0	0-0-0		HOME		0-0-0		0-0-0		0-0-0
0-14-0		0-2-0	0-0-		AWAY		0-1-0		0-4-0		0-3-0
1-3-0		0-0-0	0-0-0		NEUTRAL		1-3-0		0-0-0		0-0-0
8-10-0		0-0-0	0-0-0		CONFERENCE		0-0-0		0-0-0		8-10-0
2-4-0		0-0-0	0-0-0		HOME		0-0-0		0-0-0		2-4-0
6-6-0		0-0-0	0-0-0		AWAY		0-0-0		0-0-0		6-6-0
0-0-0		0-0-0	0-0-0		NEUTRAL		0-0-0		0-0-0		0-0-0
RPI S	Opponent	Score	RPI S	Opponent	Score	RPI S	Opponent	Score	RPI S	Opponent	Score
12 A	Mississippi St.	1 5	33 A	Baylor	3 13	89 A	Tulane	1 13	150 A	New Mexico St.	2 20
20 A	LSU	5 16	33 A	Baylor	2 3	91 N	Kansas	0 1	150 A	New Mexico St.	8 24
			36 A	Oklahoma	2 10	91 N	Kansas	1 7	150 A	New Mexico St.	3 16
			39 A	Texas	3 17	91 N	Kansas	8 3	150 A	New Mexico St.	6 38
						91 N	Kansas	13 19	187 A	Lipscomb	2 17
									187 A	Lipscomb	5 11
									187 A	Lipscomb	1 11
									210 A	Southern U.	6 16
									210 A	Southern U.	6 5
									210 A	Southern U.	6 7
									210 H	Southern U.	0 1
									210 H	Southern U.	1 0
									210 H	Southern U.	7 8
									253 A	Grambling	2 12
									253 A	Grambling	2 6
									253 A	Grambling	7 3
									253 H	Grambling	11 8
									253 H	Grambling	2 7
									253 H	Grambling	4 8
									292 A	Ark.-Pine Bluff	9 6
									292 A	Ark.-Pine Bluff	6 3
									292 A	Ark.-Pine Bluff	2 14
									293 A	Prairie View	7 5
									293 A	Prairie View	3 5
									293 A	Prairie View	34 2
LAST 10 GAMES			LAST 10 GAMES			LAST 10 GAMES			LAST 10 GAMES		
187 A	Lipscomb	5 11	253 A	Grambling	7 3	187 A	Lipscomb	1 7	293 A	Prairie View	7 5
187 A	Lipscomb	2 17	91 N	Kansas	6 38	91 N	Kansas	8 3	293 A	Prairie View	34 2
253 H	Grambling	4 8	150 A	New Mexico St.	6 3	210 A	Southern U.	6 16			
253 H	Grambling	2 7									
253 A	Grambling	2 6									

Non-Div. I Games: Wiley 5 1 Huston-Tillotson 15 8 Huston-Tillotson 2 3 Wiley 11 6 Texas Southern

Average RPI Win: 222		WON-LOST RECORD		WINNING PCT. RANK		LAST 10 GAMES		STRENGTH OF SCHEDULE		OPP. STRENGTH OF SCHEDULE		TEAM RPI		ADJ RPI		CONF. RPI		ADJ CONF. RPI	
DIV. I ONLY		11-25-0		.30556 259		3-7-0		184		277		240		.44609 240		29		29	
DIV. I NON-CONF.		5-16-0		.2381 261		1-2-0		125		267		228		.45513 228		27		27	
TOTALS		RPI 1-25		RPI 26-50		W-L RECORDS		RPI 51-100		RPI 101-150		RPI 150+							
11-25-0		0-0-0		0-0-0		OVERALL		0-4-0		1-3-0		10-18-0							
4-5-0		0-0-0		0-0-0		HOME		0-0-0		0-0-0		4-5-0							
7-20-0		0-0-0		0-0-0		AWAY		0-4-0		1-3-0		6-13-0							
0-0-0		0-0-0		0-0-0		NEUTRAL		0-0-0		0-0-0		0-0-0							
5-16-0		0-0-0		0-0-0		NON-CONFERENCE		0-4-0		1-3-0		4-9-0							
1-2-0		0-0-0		0-0-0		HOME		0-0-0		0-0-0		1-2-0							
4-14-0		0-0-0		0-0-		AWAY		0-4-0		1-3-0		3-7-0							
0-0-0		0-0-0		0-0-0		NEUTRAL		0-0-0		0-0-0		0-0-0							
6-9-0		0-0-0		0-0-0		CONFERENCE		0-0-0		0-0-0		6-9-0							
3-3-0		0-0-0		0-0-0		HOME		0-0-0		0-0-0		3-3-0							
3-6-0		0-0-0		0-0-0		AWAY		0-0-0		0-0-0		3-6-0							
0-0-0		0-0-0		0-0-0		NEUTRAL		0-0-0		0-0-0		0-0-0							
RPI	S	Opponent		Score		RPI	S	Opponent		Score		RPI	S	Opponent		Score			
								72	A	Boston College	5	7		107	A	FGCU	8	18	
								76	A	UCF	1	7		107	A	FGCU	0	8	
								76	A	UCF	2	3		107	A	FGCU	6	17	
								76	A	UCF	1	5		107	A	FGCU	2	1	
														166	A	Canisius	3	4	
														166	A	Canisius	12	14	
														166	A	Canisius	4	5	
														171	H	Army West Point	1	6	
														175	H	Fairfield	4	6	
														175	H	Fairfield	3	0	
														175	H	Fairfield	2	4	
														180	A	Fordham	4	5	
														180	H	Fordham	12	0	
														208	H	Quinnipiac	3	2	
														208	H	Quinnipiac	5	4	
														208	H	Quinnipiac	3	4	
														210	A	UNCW	2	7	
														210	A	UNCW	1	2	
														210	A	UNCW	3	10	
														219	A	LIU Brooklyn	2	13	
														220	A	Stetson	8	7	
														220	A	Stetson	5	0	
														220	A	Stetson	2	3	
														244	A	Manhattan	4	8	
														244	A	Manhattan	1	2	
														244	A	Manhattan	7	10	
														249	H	Central Conn. St.	1	8	
LAST 10 GAMES						LAST 10 GAMES						LAST 10 GAMES							

Non-Div. I Games:

Siena

RPI	S	Opponent	Score	
275	A	Bowling Green	1	3
275	A	Bowling Green	9	7
283	A	Rider	7	2
283	A	Rider	13	4
283	A	Rider	9	8

Siena

S  
i  
e  
n  
a

S  
i  
e  
n  
a

Average RPI Win:	254	WON-LOST RECORD	WINNING PCT. RANK	LAST 10 GAMES	STRENGTH OF SCHEDULE	OPP. STRENGTH OF SCHEDULE	TEAM RPI	ADJ RPI	CONF. RPI	ADJ CONF. RPI		
DIV. I ONLY		21-20-0	.5122	143	6-4-0	276	284	241	.44471	241	20	20
DIV. I NON-CONF.		19-10-0	.65517	65	5-1-0	288	294	211	.46521	211	23	23
<hr/>												
TOTALS	RPI 1-25	RPI 26-50		W-L RECORDS		RPI 51-100		RPI 101-150		RPI 150+		
21-20-0	0-0-0	0-0-0		OVERALL		0-3-0		1-3-0		20-14-0		
13-7-0	0-0-0	0-0-0		HOME		0-3-0		0-0-0		13-4-0		
8-13-0	0-0-0	0-0-0		AWAY		0-0-0		1-3-0		7-10-0		
0-0-0	0-0-0	0-0-0		NEUTRAL		0-0-0		0-0-0		0-0-0		
19-10-0	0-0-0	0-0-0		NON-CONFERENCE		0-0-0		1-3-0		18-7-0		
13-4-0	0-0-0	0-0-0		HOME		0-0-0		0-0-0		13-4-0		
6-6-0	0-0-0	0-0-		AWAY		0-0-0		1-3-0		5-3-0		
0-0-0	0-0-0	0-0-0		NEUTRAL		0-0-0		0-0-0		0-0-0		
2-10-0	0-0-0	0-0-0		CONFERENCE		0-3-0		0-0-0		2-7-0		
0-3-0	0-0-0	0-0-0		HOME		0-3-0		0-0-0		0-0-0		
2-7-0	0-0-0	0-0-0		AWAY		0-0-0		0-0-0		2-7-0		
0-0-0	0-0-0	0-0-0		NEUTRAL		0-0-0		0-0-0		0-0-0		
RPI	S	Opponent	Score	RPI	S	Opponent	Score	RPI	S	Opponent	Score	
						73 H VCU	2 11	150 A		New Mexico St.	3 7	
						73 H VCU	4 28	150 A		New Mexico St.	9 8	
						73 H VCU	6 9	150 A		New Mexico St.	1 6	
								150 A		New Mexico St.	5 16	
								160 A		Davidson	8 16	
								160 A		Davidson	0 6	
								160 A		Davidson	3 11	
								186 H		Penn	7 6	
								208 H		Quinnipiac	0 12	
								208 H		Quinnipiac	2 1	
								208 H		Quinnipiac	18 8	
								230 A		Delaware	4 2	
								232 H		Albany (NY)	9 0	
								232 H		Albany (NY)	5 6	
								232 H		Albany (NY)	13 6	
								238 A		Saint Joseph's	5 6	
								238 A		Saint Joseph's	7 1	
								238 A		Saint Joseph's	7 20	
								255 A		Lehigh	14 6	
								262 A		Charleston So.	3 7	
								262 A		Charleston So.	6 3	
								262 A		Charleston So.	5 4	
								276 A		St. Bonaventure	10 5	
								276 A		St. Bonaventure	2 3	
								276 A		St. Bonaventure	5 14	
								278 A		Delaware St.	7 4	
								278 H		Delaware St.	12 2	
				LAST 10 GAMES								
						255 A Lehigh	14 6	283 H		Rider	6 7	
						276 A St. Bonaventure	2 3	283 H		Rider	3 0	
						276 A St. Bonaventure	5 14	150 A		New Mexico St.	3 7	
						232 H Albany (NY)	13 6	208 H		Quinnipiac	2 1	
						283 H Rider	7 5	232 H		Albany (NY)	9 0	

Non-Div. I Games:

La Salle

RPI	S	Opponent	Score	
283	H	Rider	11	12
283	H	Rider	3	0
283	H	Rider	7	5
283	H	Rider	6	7
285	A	Villanova	6	8
285	A	Villanova	0	1
285	H	Villanova	8	7
291	H	Fairleigh Dickinson	19	9
295	H	UMES	13	4
299	H	Saint Peter's	14	4
299	H	Saint Peter's	24	7

La Salle

L  
a  
S  
a  
l  
l  
e

L  
a  
S  
a  
l  
l  
e



Valparaiso

North Dakota

North Dakota St.

Average RPI Win:	227	WON-LOST	WINNING	LAST 10	STRENGTH OF	OPP. STRENGTH	TEAM	ADJ	CONF.	ADJ CONF.	
Average RPI Loss:	165	RECORD	PCT. RANK	GAMES	SCHEDULE	OF SCHEDULE	RPI	RPI	RPI	RPI	
DIV. I ONLY	15-25-0	.375	230	4-6-0	218	255	244	.4444	244	29	29
DIV. I NON-CONF.	7-21-0	.25	256	0-4-0	190	279	253	.43516	253	27	27
<hr/>											
TOTALS	RPI 1-25	RPI 26-50		W-L RECORDS		RPI 51-100		RPI 101-150		RPI 150+	
15-25-0	0-0-0	0-1-0		OVERALL		0-5-0		1-2-0		14-17-0	
9-6-0	0-0-0	0-0-0		HOME		0-0-0		1-2-0		8-4-0	
6-17-0	0-0-0	0-0-0		AWAY		0-4-0		0-0-0		6-13-0	
0-2-0	0-0-0	0-1-0		NEUTRAL		0-1-0		0-0-0		0-0-0	
<hr/>											
7-21-0	0-0-0	0-1-0		NON-CONFERENCE		0-5-0		0-0-0		7-15-0	
2-4-0	0-0-0	0-0-0		HOME		0-0-0		0-0-0		2-4-0	
5-15-0	0-0-0	0-0-		AWAY		0-4-0		0-0-0		5-11-0	
0-2-0	0-0-0	0-1-0		NEUTRAL		0-1-0		0-0-0		0-0-0	
<hr/>											
8-4-0	0-0-0	0-0-0		CONFERENCE		0-0-0		1-2-0		7-2-0	
7-2-0	0-0-0	0-0-0		HOME		0-0-0		1-2-0		6-0-0	
1-2-0	0-0-0	0-0-0		AWAY		0-0-0		0-0-0		1-2-0	
0-0-0	0-0-0	0-0-0		NEUTRAL		0-0-0		0-0-0		0-0-0	
<hr/>											
RPI	S	Opponent	Score	RPI	S	Opponent	Score	RPI	S	Opponent	Score
				49	N	Virginia Tech	3 15	60	A	Michigan	0 4
								60	A	Michigan	2 23
								60	A	Michigan	1 5
								60	A	Michigan	7 16
								77	N	Sam Houston St.	7 12
								114	H	Marist	4 11
								114	H	Marist	4 6
								114	H	Marist	14 4
								166	A	Canisius	2 3
								166	A	Canisius	5 4
								166	A	Canisius	4 10
								171	A	Army West Point	1 4
								171	A	Army West Point	6 12
								172	A	Appalachian St.	5 14
								172	A	Appalachian St.	5 4
								172	A	Appalachian St.	2 5
								179	A	Columbia	2 7
								180	A	Fordham	0 9
								214	H	NJIT	7 9
								217	A	Hofstra	0 2
								217	H	Hofstra	1 4
								219	A	LIU Brooklyn	3 2
								219	H	LIU Brooklyn	4 6
								220	A	Stetson	5 2
								232	H	Albany (NY)	6 4
								232	H	Albany (NY)	5 3
								232	H	Albany (NY)	2 5
								240	H	Siena	10 7
								240	H	Siena	8 4
								240	H	Siena	2 1
								256	A	George Washington	12 8
								256	A	George Washington	6 7
<hr/>											
LAST 10 GAMES											
				232	H	Albany (NY)	2 5	270	H	Iona	5 0
				60	A	Michigan	1 5	166	A	Canisius	5 4
				266	A	George Mason	3 6	171	A	Army West Point	1 4
				232	H	Albany (NY)	6 4	60	A	Michigan	7 16
				114	H	Marist	4 11	240	H	Siena	2 1

Non-Div. I Games:

Manhattan

RPI	S	Opponent	Score	
256	A	George Washington	7	18
266	A	George Mason	3	6
266	A	George Mason	3	2
266	A	George Mason	3	4
270	H	Iona	5	0
270	H	Iona	7	4
270	H	Iona	5	2

Manhattan

M  
a  
n  
h  
a  
t  
t  
a  
n

M  
a  
n  
h  
a  
t  
t  
a  
n

Average RPI Win:	275	WON-LOST RECORD	WINNING PCT. RANK	LAST 10 GAMES	STRENGTH OF SCHEDULE	OPP. STRENGTH OF SCHEDULE	TEAM RPI	ADJ RPI	CONF. RPI	ADJ CONF. RPI										
Average RPI Loss:	245																			
DIV. I ONLY	21-16-0	.56757	105	6-4-0	293	292	245	.44397	245	30	30									
DIV. I NON-CONF.	6-9-0	.4	196	2-1-0	272	292	260	.43148	260	31	31									
<hr/>																				
TOTALS	RPI 1-25	RPI 26-50		W-L RECORDS		RPI 51-100		RPI 101-150		RPI 150+										
21-16-0	0-0-0	0-0-0		OVERALL		0-0-0		0-0-0		21-16-0										
8-5-0	0-0-0	0-0-0		HOME		0-0-0		0-0-0		8-5-0										
11-10-0	0-0-0	0-0-0		AWAY		0-0-0		0-0-0		11-10-0										
2-1-0	0-0-0	0-0-0		NEUTRAL		0-0-0		0-0-0		2-1-0										
<hr/>																				
6-9-0	0-0-0	0-0-0		NON-CONFERENCE		0-0-0		0-0-0		6-9-0										
1-3-0	0-0-0	0-0-0		HOME		0-0-0		0-0-0		1-3-0										
3-5-0	0-0-0	0-0-		AWAY		0-0-0		0-0-0		3-5-0										
2-1-0	0-0-0	0-0-0		NEUTRAL		0-0-0		0-0-0		2-1-0										
<hr/>																				
15-7-0	0-0-0	0-0-0		CONFERENCE		0-0-0		0-0-0		15-7-0										
7-2-0	0-0-0	0-0-0		HOME		0-0-0		0-0-0		7-2-0										
8-5-0	0-0-0	0-0-0		AWAY		0-0-0		0-0-0		8-5-0										
0-0-0	0-0-0	0-0-0		NEUTRAL		0-0-0		0-0-0		0-0-0										
<hr/>																				
RPI	S	Opponent	Score	RPI	S	Opponent	Score	RPI	S	Opponent	Score									
								167	A	Navy	4	5								
								167	A	Navy	3	5								
								203	A	Charlotte	4	14								
								203	A	Charlotte	9	3								
								203	A	Charlotte	3	7								
								221	H	UMBC	2	16								
								232	N	Albany (NY)	6	2								
								232	N	Albany (NY)	0	4								
								232	N	Albany (NY)	15	3								
								256	H	George Washington	1	7								
								260	A	Towson	5	2								
								264	A	Georgetown	5	14								
								264	H	Georgetown	3	4								
								267	A	Norfolk St.	3	4								
								267	A	Norfolk St.	0	6								
								267	A	Norfolk St.	5	0								
								267	H	Norfolk St.	7	8								
								267	H	Norfolk St.	5	3								
								267	H	Norfolk St.	12	6								
								278	A	Delaware St.	1	5								
								278	A	Delaware St.	12	11								
																278	A	Delaware St.	10	5
																278	H	Delaware St.	11	5
																278	H	Delaware St.	0	10
																278	H	Delaware St.	14	4
287	A	Savannah St.	3	10																
287	A	Savannah St.	11	5																
287	A	Savannah St.	11	5																
								LAST 10 GAMES												
								295	A	UMES	5	4								
								295	A	UMES	2	3								
								232	N	Albany (NY)	0	4								
								287	A	Savannah St.	10	8								
								287	A	Savannah St.	8	7								
								267	A	Norfolk St.	3	4								
								203	A	Charlotte	3	7								
								267	A	Norfolk St.	0	6								
								267	A	Norfolk St.	5	0								
								297	H	Mt. St. Mary's	13	10								

Non-Div. I Games:

Coppin St.

RPI	S	Opponent	Score	
287	A	Savannah St.	10	8
287	A	Savannah St.	8	7
295	A	UMES	5	4
295	A	UMES	2	3
295	A	UMES	8	1
295	H	UMES	9	2
295	H	UMES	17	5
295	H	UMES	12	2
297	A	Mt. St. Mary's	4	2
297	H	Mt. St. Mary's	13	10

C  
o  
p  
p  
i  
n  
s  
t  
.

C  
o  
p  
p  
i  
n  
s  
t  
.

Butler

Average RPI Win: 163		WON-LOST RECORD		WINNING PCT. RANK		LAST 10 GAMES		STRENGTH OF SCHEDULE		OPP. STRENGTH OF SCHEDULE		TEAM RPI		ADJ RPI		CONF. RPI		ADJ CONF. RPI	
DIV. I ONLY		11-29-0		.275 268		4-6-0		173		190		247		.44336 247		15		15	
DIV. I NON-CONF.		6-20-0		.23077 267		1-3-0		226		214		267		.42497 267		17		17	
TOTALS		RPI 1-25		RPI 26-50		W-L RECORDS		RPI 51-100		RPI 101-150		RPI 150+							
11-29-0		0-0-0		1-0-0		OVERALL		1-4-0		3-8-0		6-17-0							
5-6-0		0-0-0		0-0-0		HOME		1-2-0		1-1-0		3-3-0							
5-21-0		0-0-0		1-0-0		AWAY		0-2-0		2-7-0		2-12-0							
1-2-0		0-0-0		0-0-0		NEUTRAL		0-0-0		0-0-0		1-2-0							
6-20-0		0-0-0		1-0-0		NON-CONFERENCE		0-2-0		0-6-0		5-12-0							
2-1-0		0-0-0		0-0-0		HOME		0-0-0		0-0-0		2-1-0							
3-17-0		0-0-0		1-0-		AWAY		0-2-0		0-6-0		2-9-0							
1-2-0		0-0-0		0-0-0		NEUTRAL		0-0-0		0-0-0		1-2-0							
5-9-0		0-0-0		0-0-0		CONFERENCE		1-2-0		3-2-0		1-5-0							
3-5-0		0-0-0		0-0-0		HOME		1-2-0		1-1-0		1-2-0							
2-4-0		0-0-0		0-0-0		AWAY		0-0-0		2-1-0		0-3-0							
0-0-0		0-0-0		0-0-0		NEUTRAL		0-0-0		0-0-0		0-0-0							
RPI S	Opponent	Score		RPI S	Opponent	Score		RPI S	Opponent	Score		RPI S	Opponent	Score					
				28 A	Ole Miss	10	6	53 A	Alabama	1	4	103 H	North Florida	8	4				
								53 A	Alabama	0	8	103 H	North Florida	4	10				
								68 H	Liberty	6	3	112 A	Jacksonville	5	10				
								68 H	Liberty	5	8	112 A	Jacksonville	9	2				
								68 H	Liberty	2	16	112 A	Jacksonville	9	7				
												117 A	Troy	1	3				
												117 A	Troy	2	6				
												117 A	Troy	0	5				
												118 A	Samford	1	9				
												125 A	Memphis	11	18				
												125 A	Memphis	2	3				
												160 A	Davidson	4	8				
												160 A	Davidson	2	5				
												160 A	Davidson	1	13				
												161 A	Jacksonville St.	1	14				
												161 A	Jacksonville St.	2	1				
												161 A	Jacksonville St.	10	12				
												212 A	Kennesaw St.	3	8				
												212 A	Kennesaw St.	1	3				
												212 A	Kennesaw St.	6	7				
												218 N	UT Martin	0	1				
												218 N	UT Martin	7	6				
												218 N	UT Martin	0	1				
												220 H	Stetson	1	12				
												220 H	Stetson	6	2				
												220 H	Stetson	8	13				
												246 H	Butler	8	5				
LAST 10 GAMES																			
				117 A	Troy	2	6	125 A	Memphis	11	18								
				117 A	Troy	1	3	125 A	Memphis	2	3								
				218 N	UT Martin	7	6	103 H	North Florida	8	4								
				161 A	Jacksonville St.	2	1	103 H	North Florida	4	10								
				161 A	Jacksonville St.	10	12	265 H	Alabama St.	14	2								

Non-Div. I Games:

North Ala.



RPI	S	Opponent	Score	
257	A	Tennessee Tech	1	7
257	H	Tennessee Tech	6	7
265	A	Alabama St.	8	1
265	H	Alabama St.	14	2
277	A	The Citadel	3	6
277	A	The Citadel	4	7
277	A	The Citadel	3	8

North Ala.

N  
o  
r  
t  
h  
A  
l  
a  
.

N  
o  
r  
t  
h  
A  
l  
a  
.

Average RPI Win: 220		WON-LOST	WINNING	LAST 10	STRENGTH OF		OPP. STRENGTH	TEAM	ADJ	CONF.	ADJ CONF.
Average RPI Loss: 177		RECORD	PCT. RANK	GAMES	SCHEDULE		OF SCHEDULE	RPI	RPI	RPI	RPI
DIV. I ONLY		18-21-0	.46154	179	6-4-0		250	240	248	.44288	248
DIV. I NON-CONF.		7-12-0	.36842	211	3-2-0		167	160	234	.45233	234
TOTALS		RPI 1-25	RPI 26-50		W-L RECORDS		RPI 51-100		RPI 101-150		RPI 150+
18-21-0	0-0-0	0-3-0		OVERALL		1-1-0		0-4-0		17-13-0	
13-12-0	0-0-0	0-2-0		HOME		0-1-0		0-2-0		13-7-0	
5-9-0	0-0-0	0-1-0		AWAY		1-0-0		0-2-0		4-6-0	
0-0-0	0-0-0	0-0-0		NEUTRAL		0-0-0		0-0-0		0-0-0	
7-12-0	0-0-0	0-3-0		NON-CONFERENCE		1-1-0		0-4-0		6-4-0	
5-8-0	0-0-0	0-2-0		HOME		0-1-0		0-2-0		5-3-0	
2-4-0	0-0-0	0-0-		AWAY		1-0-0		0-2-0		1-1-0	
0-0-0	0-0-0	0-0-0		NEUTRAL		0-0-0		0-0-0		0-0-0	
11-9-0	0-0-0	0-0-0		CONFERENCE		0-0-0		0-0-0		11-9-0	
8-4-0	0-0-0	0-0-0		HOME		0-0-0		0-0-0		8-4-0	
3-5-0	0-0-0	0-0-0		AWAY		0-0-0		0-0-0		3-5-0	
0-0-0	0-0-0	0-0-0		NEUTRAL		0-0-0		0-0-0		0-0-0	
RPI	S	Opponent	Score	RPI	S	Opponent	Score	RPI	S	Opponent	Score
26	H	NC State	10 11	61	A	Campbell	7 4	143	A	Presbyterian	5 6
48	A	Duke	2 6	61	H	Campbell	1 3	143	H	Presbyterian	3 9
48	H	Duke	5 7					148	A	High Point	4 6
								148	H	High Point	1 10
								160	A	Davidson	9 6
								160	H	Davidson	10 9
								166	H	Canisius	9 0
								166	H	Canisius	3 8
								166	H	Canisius	5 2
								172	A	Appalachian St.	0 13
								184	A	N.C. A&T	4 6
								184	A	N.C. A&T	6 4
								184	H	N.C. A&T	3 10
								184	H	N.C. A&T	4 7
								184	H	N.C. A&T	4 3
								195	H	Lafayette	1 2
								195	H	Lafayette	10 16
								195	H	Lafayette	9 1
								263	A	Bethune-Cookman	15 5
								263	A	Bethune-Cookman	8 7
								263	A	Bethune-Cookman	2 12
								263	H	Bethune-Cookman	3 2
								263	H	Bethune-Cookman	5 8
								263	H	Bethune-Cookman	7 2
								267	H	Norfolk St.	5 4
								269	H	Florida A&M	7 4
								269	H	Florida A&M	8 5
LAST 10 GAMES											
184	A	N.C. A&T	4 6	263	H	Bethune-Cookman	5 8	263	H	Bethune-Cookman	5 8
263	A	Bethune-Cookman	8 7	263	H	Bethune-Cookman	7 2	263	H	Bethune-Cookman	7 2
263	A	Bethune-Cookman	2 12	263	H	Bethune-Cookman	3 2	267	H	Norfolk St.	5 4
278	H	Delaware St.	4 1	288	H	Longwood	9 6	269	H	Florida A&M	7 4
48	A	Duke	2 6	184	A	N.C. A&T	6 4	269	H	Florida A&M	8 5

Non-Div. I Games:

N.C. Central

RPI	S	Opponent	Score	
269	H	Florida A&M	9	8
278	H	Delaware St.	4	1
278	H	Delaware St.	3	4
287	A	Savannah St.	1	4
287	A	Savannah St.	3	4
287	A	Savannah St.	3	5
288	H	Longwood	9	6

N.C. Central

N  
.  
C  
.  
C  
e  
n  
t  
r  
a  
l

N  
.  
C  
.  
C  
e  
n  
t  
r  
a  
l

Average RPI Win:	244	WON-LOST	WINNING	LAST 10	STRENGTH OF	OPP. STRENGTH	TEAM	ADJ	CONF.	ADJ CONF.					
Average RPI Loss:	139	RECORD	PCT. RANK	GAMES	SCHEDULE	OF SCHEDULE	RPI	RPI	RPI	RPI					
DIV. I ONLY	15-16-0	.48387	161	3-7-0	260	263	249	.44177	249	27	27				
DIV. I NON-CONF.	10-9-0	.52632	138	1-3-0	295	284	266	.42644	266	28	28				
<hr/>															
TOTALS	RPI 1-25	RPI 26-50		W-L RECORDS		RPI 51-100		RPI 101-150		RPI 150+					
15-16-0	0-0-0	0-0-0		OVERALL		1-6-0		0-1-0		14-9-0					
9-7-0	0-0-0	0-0-0		HOME		0-3-0		0-1-0		9-3-0					
2-6-0	0-0-0	0-0-0		AWAY		1-2-0		0-0-0		1-4-0					
4-3-0	0-0-0	0-0-0		NEUTRAL		0-1-0		0-0-0		4-2-0					
<hr/>															
10-9-0	0-0-0	0-0-0		NON-CONFERENCE		0-1-0		0-1-0		10-7-0					
5-2-0	0-0-0	0-0-0		HOME		0-0-0		0-1-0		5-1-0					
1-4-0	0-0-0	0-0-		AWAY		0-0-0		0-0-0		1-4-0					
4-3-0	0-0-0	0-0-0		NEUTRAL		0-1-0		0-0-0		4-2-0					
<hr/>															
5-7-0	0-0-0	0-0-0		CONFERENCE		1-5-0		0-0-0		4-2-0					
4-5-0	0-0-0	0-0-0		HOME		0-3-0		0-0-0		4-2-0					
1-2-0	0-0-0	0-0-0		AWAY		1-2-0		0-0-0		0-0-0					
0-0-0	0-0-0	0-0-0		NEUTRAL		0-0-0		0-0-0		0-0-0					
<hr/>															
RPI	S	Opponent	Score	RPI	S	Opponent	Score	RPI	S	Opponent	Score				
				52 A Bryant				4	14	102 H Stony Brook		3	9		
				52 A Bryant				3	12	152 H Massachusetts		1	2		
				52 A Bryant				6	5	152 N Massachusetts		0	1		
				52 H Bryant				4	15	167 A Navy		2	5		
				52 H Bryant				2	7	175 A Fairfield		2	5		
				52 H Bryant				4	16	197 A Binghamton		2	3		
				91 N Kansas				8	10	208 H Quinnipiac		10	9		
										225 H Sacred Heart		1	4		
										225 H Sacred Heart		5	1		
										225 H Sacred Heart		8	4		
										231 H Wagner		7	6		
										231 H Wagner		10	3		
										231 H Wagner		2	4		
										232 A Albany (NY)		3	7		
										232 H Albany (NY)		9	6		
										238 N Saint Joseph's		2	8		
										240 A Siena		8	1		
										276 N St. Bonaventure		17	3		
										276 N St. Bonaventure		9	5		
										276 N St. Bonaventure		4	3		
						289 N Niagara		5	4						
						299 H Saint Peter's		9	6						
						299 H Saint Peter's		12	4						
						299 H Saint Peter's		5	3						
<hr/>															
				LAST 10 GAMES											
				52 H Bryant				4	15	240 A Siena				8	1
				52 H Bryant				2	7	225 H Sacred Heart				5	1
				299 H Saint Peter's				9	6	225 H Sacred Heart				8	4
				232 A Albany (NY)				3	7	225 H Sacred Heart				1	4
				52 H Bryant				4	16	102 H Stony Brook				3	9

Non-Div. I Games:

Central Conn. St.

Average RPI Win:	224	WON-LOST	WINNING	LAST 10	STRENGTH OF	OPP. STRENGTH	TEAM	ADJ	CONF.	ADJ CONF.	
Average RPI Loss:	178	RECORD	PCT. RANK	GAMES	SCHEDULE	OF SCHEDULE	RPI	RPI	RPI	RPI	
DIV. I ONLY	10-22-0	.3125	256	5-5-0	233	257	250	.44073	250	21	21
DIV. I NON-CONF.	4-13-0	.23529	264	1-1-0	256	266	275	.41684	275	15	15
<hr/>											
TOTALS	RPI 1-25	RPI 26-50		W-L RECORDS		RPI 51-100		RPI 101-150		RPI 150+	
10-22-0	0-0-0	0-0-0		OVERALL		0-4-0		1-4-0		9-14-0	
2-3-0	0-0-0	0-0-0		HOME		0-0-0		0-0-0		2-3-0	
7-17-0	0-0-0	0-0-0		AWAY		0-4-0		1-4-0		6-9-0	
1-2-0	0-0-0	0-0-0		NEUTRAL		0-0-0		0-0-0		1-2-0	
<hr/>											
4-13-0	0-0-0	0-0-0		NON-CONFERENCE		0-4-0		0-2-0		4-7-0	
1-1-0	0-0-0	0-0-0		HOME		0-0-0		0-0-0		1-1-0	
3-12-0	0-0-0	0-0-		AWAY		0-4-0		0-2-0		3-6-0	
0-0-0	0-0-0	0-0-0		NEUTRAL		0-0-0		0-0-0		0-0-0	
<hr/>											
6-9-0	0-0-0	0-0-0		CONFERENCE		0-0-0		1-2-0		5-7-0	
1-2-0	0-0-0	0-0-0		HOME		0-0-0		0-0-0		1-2-0	
4-5-0	0-0-0	0-0-0		AWAY		0-0-0		1-2-0		3-3-0	
1-2-0	0-0-0	0-0-0		NEUTRAL		0-0-0		0-0-0		1-2-0	
<hr/>											
RPI S	Opponent	Score	RPI S	Opponent	Score	RPI S	Opponent	Score	RPI S	Opponent	Score
						90 A	UNC Greensboro	2 3	109 A	Harvard	0 12
						90 A	UNC Greensboro	3 5	109 A	Harvard	16 9
						90 A	UNC Greensboro	3 5	109 A	Harvard	3 5
						90 A	UNC Greensboro	2 6	121 A	Old Dominion	1 15
									121 A	Old Dominion	1 3
									159 A	Richmond	1 4
									179 H	Columbia	2 8
									179 H	Columbia	8 6
									179 H	Columbia	1 2
									186 A	Penn	0 1
									186 A	Penn	7 2
									186 A	Penn	9 15
									199 H	Seton Hall	2 7
									228 A	Cornell	7 2
									228 A	Cornell	4 2
									228 A	Cornell	9 15
									229 N	Dartmouth	8 10
									229 N	Dartmouth	3 23
									229 N	Dartmouth	8 2
									252 A	Monmouth	6 11
			264 A	Georgetown	10 6						
			LAST 10 GAMES			264 A	Georgetown	6 10			
						264 A	Georgetown	6 9			
						90 A	UNC Greensboro	3 5			
						264 A	Georgetown	6 9			
						186 A	Penn	7 2			
						109 A	Harvard	16 9			
						266 A	George Mason	5 3			

Non-Div. I Games:

Princeton

RPI	S	Opponent	Score	
283	H	Rider	11	0

Princeton

P  
r  
i  
n  
c  
e  
t  
o  
n

P  
r  
i  
n  
c  
e  
t  
o  
n

Oakland

Oakland

RPI	S	Opponent	Score	
281	A	Youngstown St.	5	6
286	A	Eastern Mich.	14	8
286	H	Eastern Mich.	10	9

Oakland

O  
a  
k  
l  
a  
n  
d

O  
a  
k  
l  
a  
n  
d





Monmouth

Average RPI Win:	269	WON-LOST RECORD	WINNING PCT. RANK	LAST 10 GAMES		STRENGTH OF SCHEDULE	OPP. STRENGTH OF SCHEDULE	TEAM RPI	ADJ RPI	CONF. RPI	ADJ CONF. RPI
DIV. I ONLY		20-18-0	.52632 129	8-2-0		297	269	252	.43792 253	31	31
DIV. I NON-CONF.		2-8-0	.2 278	0-1-0		122	86	220	.4587 221	30	30
TOTALS	RPI 1-25		RPI 26-50	W-L RECORDS		RPI 51-100		RPI 101-150		RPI 150+	
20-18-0	0-2-0		0-0-0	OVERALL		0-0-0		0-1-0		20-15-0	
9-3-0	0-0-0		0-0-0	HOME		0-0-0		0-0-0		9-3-0	
9-14-0	0-2-0		0-0-0	AWAY		0-0-0		0-1-0		9-11-0	
2-1-0	0-0-0		0-0-0	NEUTRAL		0-0-0		0-0-0		2-1-0	
2-8-0	0-2-0		0-0-0	NON-CONFERENCE		0-0-0		0-1-0		2-5-0	
0-0-0	0-0-0		0-0-0	HOME		0-0-0		0-0-0		0-0-0	
1-8-0	0-2-0		0-0-	AWAY		0-0-0		0-1-0		1-5-0	
1-0-0	0-0-0		0-0-0	NEUTRAL		0-0-0		0-0-0		1-0-0	
18-10-0	0-0-0		0-0-0	CONFERENCE		0-0-0		0-0-0		18-10-0	
9-3-0	0-0-0		0-0-0	HOME		0-0-0		0-0-0		9-3-0	
8-6-0	0-0-0		0-0-0	AWAY		0-0-0		0-0-0		8-6-0	
1-1-0	0-0-0		0-0-0	NEUTRAL		0-0-0		0-0-0		1-1-0	
RPI S Opponent Score				RPI S Opponent Score				RPI S Opponent Score			
12 A Mississippi St.	1	18						145 A SFA	2	6	
20 A LSU	0	9						170 A Nicholls St.	5	16	
								170 A Nicholls St.	2	7	
								170 A Nicholls St.	1	6	
								177 A Abilene Christian	8	7	
								177 A Abilene Christian	5	23	
								177 A Abilene Christian	4	7	
								178 N Eastern Ky.	7	4	
								210 A Southern U.	13	15	
								210 A Southern U.	8	13	
								210 A Southern U.	8	18	
								210 N Southern U.	5	6	
								239 A Texas Southern	8	4	
								239 A Texas Southern	7	2	
								239 A Texas Southern	8	11	
								239 H Texas Southern	3	7	
								239 H Texas Southern	6	2	
								239 H Texas Southern	12	2	
								265 N Alabama St.	3	1	
								268 A Jackson St.	2	10	
								268 H Jackson St.	2	4	
								284 H Mississippi Val.	9	7	
				LAST 10 GAMES				292 A Ark.-Pine Bluff	10	8	
				292 A Ark.-Pine Bluff	10	8		292 A Ark.-Pine Bluff	19	2	
				293 H Prairie View	7	10		292 A Ark.-Pine Bluff	14	11	
				293 H Prairie View	7	4		292 H Ark.-Pine Bluff	5	4	
				239 A Texas Southern	8	4		292 H Ark.-Pine Bluff	4	1	
								292 A Texas Southern	7	2	
								292 H Texas Southern	3	7	
								170 A Nicholls St.	2	7	
								170 A Nicholls St.	5	16	

Non-Div. I Games:	Wiley	3	5	Wiley	8	3
-------------------	-------	---	---	-------	---	---

## Grambling

RPI	S	Opponent	Score	
292	H	Ark.-Pine Bluff	11	0
293	A	Prairie View	13	11
293	A	Prairie View	15	18
293	A	Prairie View	9	1
293	H	Prairie View	7	4
293	H	Prairie View	7	10
293	H	Prairie View	8	4
294	A	Alcorn	14	7
294	H	Alcorn	8	7

Grambling

G  
r  
a  
m  
b  
l  
i  
n  
g

G  
r  
a  
m  
b  
l  
i  
n  
g

Average RPI Win:	171	WON-LOST RECORD	WINNING PCT. RANK	LAST 10 GAMES	STRENGTH OF SCHEDULE	OPP. STRENGTH OF SCHEDULE	TEAM RPI	ADJ RPI	CONF. RPI	ADJ CONF. RPI	
DIV. I ONLY		8-29-0	.21622 293	3-7-0	86	215	254	.43779 254	22	23	
DIV. I NON-CONF.		4-18-0	.18182 281	0-1-0	29	226	225	.45625 225	24	24	
<hr/>											
TOTALS	RPI 1-25	RPI 26-50		W-L RECORDS	RPI 51-100		RPI 101-150		RPI 150+		
8-29-0	0-0-0	0-1-0		OVERALL	0-8-0		4-14-0		4-6-0		
5-14-0	0-0-0	0-0-0		HOME	0-5-0		2-5-0		3-4-0		
3-15-0	0-0-0	0-1-0		AWAY	0-3-0		2-9-0		1-2-0		
0-0-0	0-0-0	0-0-0		NEUTRAL	0-0-0		0-0-0		0-0-0		
<hr/>											
4-18-0	0-0-0	0-1-0		NON-CONFERENCE	0-8-0		2-7-0		2-2-0		
2-8-0	0-0-0	0-0-0		HOME	0-5-0		0-1-0		2-2-0		
2-10-0	0-0-0	0-0-		AWAY	0-3-0		2-6-0		0-0-0		
0-0-0	0-0-0	0-0-0		NEUTRAL	0-0-0		0-0-0		0-0-0		
<hr/>											
4-11-0	0-0-0	0-0-0		CONFERENCE	0-0-0		2-7-0		2-4-0		
3-6-0	0-0-0	0-0-0		HOME	0-0-0		2-4-0		1-2-0		
1-5-0	0-0-0	0-0-0		AWAY	0-0-0		0-3-0		1-2-0		
0-0-0	0-0-0	0-0-0		NEUTRAL	0-0-0		0-0-0		0-0-0		
<hr/>											
RPI S	Opponent	Score	RPI S	Opponent	Score	RPI S	Opponent	Score	RPI S	Opponent	Score
			43 A	Arizona St.	5 12	55 H	UT Arlington	1 2	104 H	Sacramento St.	4 2
						55 H	UT Arlington	5 6	104 H	Sacramento St.	3 9
						55 H	UT Arlington	1 3	104 H	Sacramento St.	2 6
						63 A	San Diego St.	5 11	106 A	UNLV	4 0
						63 A	San Diego St.	8 12	106 A	UNLV	5 8
						63 A	San Diego St.	5 6	106 A	UNLV	10 11
						64 H	Washington	3 6	116 H	California Baptist	11 1
						83 H	Minnesota	2 3	116 H	California Baptist	10 12
									116 H	California Baptist	2 4
									127 A	Grand Canyon	0 6
									127 A	Grand Canyon	4 5
									127 A	Grand Canyon	4 14
									129 A	Portland	1 7
									129 A	Portland	14 16
									129 H	Portland	4 8
									138 A	Pacific	5 6
									138 A	Pacific	6 9
									138 A	Pacific	8 1
									196 H	Omaha	8 6
									196 H	Omaha	2 3
									196 H	Omaha	12 0
									196 H	Omaha	8 10
									235 A	CSU Bakersfield	5 7
									235 A	CSU Bakersfield	0 9
									235 A	CSU Bakersfield	7 6
									274 H	Utah Valley	5 6
									274 H	Utah Valley	8 5
<hr/>											
LAST 10 GAMES											

Non-Div. I Games: British Colum. (CAN) 2 1

Seattle U

RPI	S	Opponent	Score
274	H	Utah Valley	2 4

Seattle U

S  
e  
a  
t  
t  
l  
e  
U

S  
e  
a  
t  
t  
l  
e  
U

# Lehigh

Lehigh

RPI	S	Opponent	Score	
291	A	Fairleigh Dickinson	20	6
291	H	Fairleigh Dickinson	8	3
295	A	UMES	1	5
295	A	UMES	13	1
297	N	Mt. St. Mary's	6	8
297	N	Mt. St. Mary's	10	5
297	N	Mt. St. Mary's	9	4
299	H	Saint Peter's	13	5

Lehigh



Average RPI Win:	241	WON-LOST RECORD	WINNING PCT. RANK	LAST 10 GAMES	STRENGTH OF SCHEDULE	OPP. STRENGTH OF SCHEDULE	TEAM RPI	ADJ RPI	CONF. RPI	ADJ CONF. RPI	
Average RPI Loss:	179										
DIV. I ONLY	22-18-0	.55	114	5-5-0	290	237	256	.43563	256	20	20
DIV. I NON-CONF.	16-9-0	.64	79	2-1-0	297	270	244	.44191	243	23	23
<hr/>											
TOTALS	RPI 1-25	RPI 26-50		W-L RECORDS		RPI 51-100		RPI 101-150		RPI 150+	
22-18-0	0-0-0	0-0-0		OVERALL		0-3-0		2-3-0		20-12-0	
16-11-0	0-0-0	0-0-0		HOME		0-0-0		2-2-0		14-9-0	
6-7-0	0-0-0	0-0-0		AWAY		0-3-0		0-1-0		6-3-0	
0-0-0	0-0-0	0-0-0		NEUTRAL		0-0-0		0-0-0		0-0-0	
<hr/>											
16-9-0	0-0-0	0-0-0		NON-CONFERENCE		0-3-0		1-1-0		15-5-0	
13-5-0	0-0-0	0-0-0		HOME		0-0-0		1-0-0		12-5-0	
3-4-0	0-0-0	0-0-		AWAY		0-3-0		0-1-0		3-0-0	
0-0-0	0-0-0	0-0-0		NEUTRAL		0-0-0		0-0-0		0-0-0	
<hr/>											
6-9-0	0-0-0	0-0-0		CONFERENCE		0-0-0		1-2-0		5-7-0	
3-6-0	0-0-0	0-0-0		HOME		0-0-0		1-2-0		2-4-0	
3-3-0	0-0-0	0-0-0		AWAY		0-0-0		0-0-0		3-3-0	
0-0-0	0-0-0	0-0-0		NEUTRAL		0-0-0		0-0-0		0-0-0	
<hr/>											
RPI	S	Opponent	Score	RPI	S	Opponent	Score	RPI	S	Opponent	Score
				89	A	Tulane	2 3	108	H	Rhode Island	1 6
				89	A	Tulane	6 16	108	H	Rhode Island	4 3
				89	A	Tulane	6 7	108	H	Rhode Island	1 19
								111	A	William & Mary	1 2
								111	H	William & Mary	8 4
								152	A	Massachusetts	4 2
								152	A	Massachusetts	4 10
								152	A	Massachusetts	0 8
								160	H	Davidson	6 5
								160	H	Davidson	5 6
								160	H	Davidson	0 3
								221	A	UMBC	11 6
								221	H	UMBC	12 14
								238	H	Saint Joseph's	10 4
								238	H	Saint Joseph's	12 18
								238	H	Saint Joseph's	2 4
								244	H	Manhattan	7 6
								244	H	Manhattan	8 12
								244	H	Manhattan	18 7
								245	A	Coppin St.	7 1
								258	H	UMass Lowell	9 6
								258	H	UMass Lowell	5 4
								258	H	UMass Lowell	1 12
								260	A	Towson	4 3
								260	H	Towson	13 8
								264	H	Georgetown	4 14
								266	A	George Mason	2 13
				LAST 10 GAMES							
				160	H	Davidson	5 6	152	A	Massachusetts	4 10
				160	H	Davidson	6 5	152	A	Massachusetts	0 8
				160	H	Davidson	0 3	111	H	William & Mary	8 4
				111	A	William & Mary	1 2	221	A	UMBC	11 6
				152	A	Massachusetts	4 2	266	A	George Mason	8 5

Non-Div. I Games:

George Washington

RPI	S	Opponent	Score	
266	A	George Mason	16	7
266	A	George Mason	8	5
270	H	Iona	15	7
270	H	Iona	2	8
270	H	Iona	6	2
278	H	Delaware St.	18	1
295	H	UMES	15	3
299	H	Saint Peter's	9	0
299	H	Saint Peter's	7	5
299	H	Saint Peter's	20	0

George Washington

G  
e  
o  
r  
g  
e  
W  
a  
s  
h  
i  
n  
g  
t  
o  
n

G  
e  
o  
r  
g  
e  
W  
a  
s  
h  
i  
n  
g  
t  
o  
n

T  
e  
n  
n  
e  
s  
s  
e  
e  
T  
e  
c  
h

Tennessee Tech

RPI	S	Opponent	Score	
259	H	Western Ill.	7	4
259	H	Western Ill.	3	2
271	A	Southeast Mo. St.	4	9
271	A	Southeast Mo. St.	13	8
271	A	Southeast Mo. St.	9	3
281	H	Youngstown St.	9	2
281	H	Youngstown St.	7	2
281	H	Youngstown St.	8	4
296	A	Alabama A&M	23	2
296	H	Alabama A&M	28	8

Tennessee Tech

T  
e  
n  
n  
e  
s  
s  
e  
e  
T  
e  
c  
h

T  
e  
n  
n  
e  
s  
s  
e  
e  
T  
e  
c  
h

Average RPI Win: 198		WON-LOST RECORD		WINNING PCT. RANK		LAST 10 GAMES		STRENGTH OF SCHEDULE		OPP. STRENGTH OF SCHEDULE		TEAM RPI		ADJ RPI		CONF. RPI		ADJ CONF. RPI			
DIV. I ONLY		9-28-0		.24324 283		3-7-0		183		157		258		.43489 258		23		22			
DIV. I NON-CONF.		3-19-0		.13636 290		0-1-0		61		78		233		.45241 233		20		20			
TOTALS		RPI 1-25		RPI 26-50		W-L RECORDS		RPI 51-100		RPI 101-150		RPI 150+									
9-28-0		0-7-0		0-0-0		OVERALL		0-5-0		1-1-0		8-15-0									
5-6-0		0-0-0		0-0-0		HOME		0-0-0		1-1-0		4-5-0									
4-22-0		0-7-0		0-0-0		AWAY		0-5-0		0-0-0		4-10-0									
0-0-0		0-0-0		0-0-0		NEUTRAL		0-0-0		0-0-0		0-0-0									
3-19-0		0-7-0		0-0-0		NON-CONFERENCE		0-5-0		1-1-0		2-6-0									
1-1-0		0-0-0		0-0-0		HOME		0-0-0		1-1-0		0-0-0									
2-18-0		0-7-0		0-0-		AWAY		0-5-0		0-0-0		2-6-0									
0-0-0		0-0-0		0-0-0		NEUTRAL		0-0-0		0-0-0		0-0-0									
6-9-0		0-0-0		0-0-0		CONFERENCE		0-0-0		0-0-0		6-9-0									
4-5-0		0-0-0		0-0-0		HOME		0-0-0		0-0-0		4-5-0									
2-4-0		0-0-0		0-0-0		AWAY		0-0-0		0-0-0		2-4-0									
0-0-0		0-0-0		0-0-0		NEUTRAL		0-0-0		0-0-0		0-0-0									
RPI	S	Opponent		Score		RPI	S	Opponent		Score		RPI	S	Opponent		Score					
4	A	Georgia		2	6					72	A	Boston College		5	6	108	H	Rhode Island		6	17
4	A	Georgia		5	13					94	A	Arizona		4	18	114	H	Marist		10	4
4	A	Georgia		5	12					94	A	Arizona		4	19	153	A	Radford		7	6
19	A	North Carolina		2	14					94	A	Arizona		4	12	153	A	Radford		3	8
19	A	North Carolina		7	14					94	A	Arizona		5	20	169	A	Penn St.		6	7
19	A	North Carolina		0	5											169	A	Penn St.		1	3
24	A	UConn		4	9											169	A	Penn St.		2	3
																194	H	Hartford		3	2
																194	H	Hartford		0	5
																194	H	Hartford		5	7
																197	H	Binghamton		12	2
																197	H	Binghamton		4	0
																197	H	Binghamton		1	4
																209	A	Maine		3	5
																209	A	Maine		4	18
																209	A	Maine		1	5
																221	A	UMBC		5	8
																221	A	UMBC		8	2
																221	A	UMBC		8	3
																232	H	Albany (NY)		3	11
																232	H	Albany (NY)		11	8
																232	H	Albany (NY)		2	5
																256	A	George Washington		12	1
																256	A	George Washington		6	9
																256	A	George Washington		4	5
LAST 10 GAMES																					
				197	H	Binghamton	1	4			221	A	UMBC	5	8	256	A	George Washington		12	1
				194	H	Hartford	0	5			232	H	Albany (NY)	3	11	256	A	George Washington		6	9
				169	A	Penn St.	6	7			197	H	Binghamton	4	0	256	A	George Washington		4	5
				19	A	North Carolina	7	14			209	A	Maine	3	5						
				94	A	Arizona	4	19			194	H	Hartford	3	2						

Non-Div. I Games:

UMass Lowell

Average RPI Win:		236	WON-LOST RECORD		WINNING PCT. RANK		LAST 10 GAMES		STRENGTH OF SCHEDULE		OPP. STRENGTH OF SCHEDULE		TEAM RPI		ADJ RPI		CONF. RPI		ADJ CONF. RPI				
DIV. I ONLY			13-23-0		.36111	237	5-5-0		228		273		260		.43247		259		28		28		
DIV. I NON-CONF.			4-14-0		.22222	272	0-3-0		211		237		263		.42868		263		29		29		
TOTALS		RPI 1-25		RPI 26-50		W-L RECORDS		RPI 51-100		RPI 101-150		RPI 150+											
13-23-0		0-2-0		0-0-0		OVERALL		0-2-0		0-0-0		13-19-0											
8-6-0		0-0-0		0-0-0		HOME		0-1-0		0-0-0		8-5-0											
3-16-0		0-2-0		0-0-0		AWAY		0-1-0		0-0-0		3-13-0											
2-1-0		0-0-0		0-0-0		NEUTRAL		0-0-0		0-0-0		2-1-0											
4-14-0		0-2-0		0-0-0		NON-CONFERENCE		0-2-0		0-0-0		4-10-0											
0-2-0		0-0-0		0-0-0		HOME		0-1-0		0-0-0		0-1-0											
2-11-0		0-2-0		0-0-		AWAY		0-1-0		0-0-0		2-8-0											
2-1-0		0-0-0		0-0-0		NEUTRAL		0-0-0		0-0-0		2-1-0											
9-9-0		0-0-0		0-0-0		CONFERENCE		0-0-0		0-0-0		9-9-0											
8-4-0		0-0-0		0-0-0		HOME		0-0-0		0-0-0		8-4-0											
1-5-0		0-0-0		0-0-0		AWAY		0-0-0		0-0-0		1-5-0											
0-0-0		0-0-0		0-0-0		NEUTRAL		0-0-0		0-0-0		0-0-0											
RPI	S	Opponent		Score		RPI	S	Opponent		Score		RPI	S	Opponent		Score							
3	A	Arkansas		1	11							78	A	Bradley		0	10						
3	A	Arkansas		0	8							78	H	Bradley		1	4						
												176	A	Southern Ill.		1	16						
												176	A	Southern Ill.		1	8						
												176	A	Southern Ill.		1	6						
												192	N	Saint Louis		2	8						
												192	N	Saint Louis		3	0						
												192	N	Saint Louis		5	4						
												193	A	South Dakota St.		3	11						
												193	A	South Dakota St.		7	6						
												193	A	South Dakota St.		9	11						
												193	H	South Dakota St.		4	7						
												193	H	South Dakota St.		6	7						
												193	H	South Dakota St.		10	6						
												196	A	Omaha		3	4						
												196	A	Omaha		2	8						
												196	A	Omaha		5	15						
												205	H	Oral Roberts		11	7						
												205	H	Oral Roberts		7	3						
												205	H	Oral Roberts		8	5						
												222	A	SIUE		3	13						
												222	H	SIUE		2	15						
												243	H	North Dakota St.		9	6						
												243	H	North Dakota St.		1	11						
												243	H	North Dakota St.		4	5						
												257	A	Tennessee Tech		3	8						
												257	A	Tennessee Tech		4	7						
												257	A	Tennessee Tech		2	3						
												271	A	Southeast Mo. St.		5	2						
LAST 10 GAMES																							
193 A South Dakota St.						9	11	243 H North Dakota St.						1	11	243 H North Dakota St.						4	5
298 H Purdue Fort Wayne						10	0	193 H South Dakota St.						6	7	257 A Tennessee Tech						3	8
298 H Purdue Fort Wayne						4	2	192 N Saint Louis						3	0	257 A Tennessee Tech						4	7
196 A Omaha						5	15	176 A Southern Ill.						1	6	257 A Tennessee Tech						2	3
196 A Omaha						3	4	257 A Tennessee Tech						4	7	271 A Southeast Mo. St.						5	2

Western Ill.

Western Illinois.

Western Illinois.

Western Ill.

T  
O  
W  
S  
O  
N

Towson



RPI	S	Opponent	Score	
230	H	Delaware	2	1
245	H	Coppin St.	2	5
256	A	George Washington	8	13
256	H	George Washington	3	4
266	A	George Mason	2	6
266	H	George Mason	8	3
282	H	Bucknell	8	9

Towson

T  
O  
W  
S  
O  
N

T  
O  
W  
S  
O  
N

Average RPI Win:	194	WON-LOST RECORD	WINNING PCT. RANK	LAST 10 GAMES	STRENGTH OF SCHEDULE	OPP. STRENGTH OF SCHEDULE	TEAM RPI	ADJ RPI	CONF. RPI	ADJ CONF. RPI	
Average RPI Loss:	157										
DIV. I ONLY	10-31-0	.2439	282	3-7-0	125	232	262	.4298	261	16	16
DIV. I NON-CONF.	5-21-0	.19231	279	1-2-0	183	229	278	.40672	278	18	18
<hr/>											
TOTALS	RPI 1-25	RPI 26-50		W-L RECORDS		RPI 51-100		RPI 101-150		RPI 150+	
10-31-0	0-0-0	0-5-0		OVERALL		0-2-0		3-6-0		7-18-0	
6-16-0	0-0-0	0-1-0		HOME		0-0-0		3-4-0		3-11-0	
2-15-0	0-0-0	0-4-0		AWAY		0-2-0		0-2-0		2-7-0	
2-0-0	0-0-0	0-0-0		NEUTRAL		0-0-0		0-0-0		2-0-0	
<hr/>											
5-21-0	0-0-0	0-5-0		NON-CONFERENCE		0-2-0		0-3-0		5-11-0	
3-10-0	0-0-0	0-1-0		HOME		0-0-0		0-1-0		3-8-0	
0-11-0	0-0-0	0-0-		AWAY		0-2-0		0-2-0		0-3-0	
2-0-0	0-0-0	0-0-0		NEUTRAL		0-0-0		0-0-0		2-0-0	
<hr/>											
5-10-0	0-0-0	0-0-0		CONFERENCE		0-0-0		3-3-0		2-7-0	
3-6-0	0-0-0	0-0-0		HOME		0-0-0		3-3-0		0-3-0	
2-4-0	0-0-0	0-0-0		AWAY		0-0-0		0-0-0		2-4-0	
0-0-0	0-0-0	0-0-0		NEUTRAL		0-0-0		0-0-0		0-0-0	
<hr/>											
RPI S	Opponent	Score	RPI S	Opponent	Score	RPI S	Opponent	Score	RPI S	Opponent	Score
			41 A	Clemson	6 8	73 A	VCU	2 15	110 H	ETSU	6 0
			41 A	Clemson	2 8	93 A	Virginia	0 9	110 H	ETSU	3 14
			41 A	Clemson	6 11				110 H	ETSU	7 6
			49 A	Virginia Tech	9 10				118 H	Samford	0 4
			49 H	Virginia Tech	1 13				118 H	Samford	5 4
									118 H	Samford	4 13
									121 A	Old Dominion	0 5
									147 A	James Madison	4 5
									147 H	James Madison	8 9
									153 A	Radford	5 7
									153 H	Radford	5 14
									158 A	Wofford	4 15
									158 A	Wofford	5 4
									158 A	Wofford	4 19
									159 H	Richmond	11 10
									174 H	Marshall	6 7
									189 H	Mercer	1 2
									189 H	Mercer	0 3
									189 H	Mercer	6 15
									197 H	Binghamton	2 4
									197 H	Binghamton	1 2
									197 H	Binghamton	4 8
									210 A	UNCW	2 5
									210 A	UNCW	3 5
									238 N	Saint Joseph's	9 4
									238 N	Saint Joseph's	9 3
									255 H	Lehigh	0 1

Non-Div. I Games:

VMI

RPI	S	Opponent	Score	
255	H	Lehigh	11	1
255	H	Lehigh	13	15
277	A	The Citadel	2	3
277	A	The Citadel	9	5
277	A	The Citadel	0	1
279	H	Northern Ky.	8	3
279	H	Northern Ky.	6	7

Average RPI Win:		201	WON-LOST RECORD		WINNING PCT. RANK		LAST 10 GAMES		STRENGTH OF SCHEDULE		OPP. STRENGTH OF SCHEDULE		TEAM RPI		ADJ RPI		CONF. RPI		ADJ CONF. RPI				
DIV. I ONLY			16-28-0		.36364		235		5-5-0		255		188		263		.42963		262				
DIV. I NON-CONF.			10-15-0		.4		196		0-2-0		245		175		254		.43491		254				
TOTALS		RPI 1-25		RPI 26-50		W-L RECORDS		RPI 51-100		RPI 101-150		RPI 150+											
16-28-0		0-1-0		0-0-0		OVERALL		2-4-0		4-6-0		10-17-0											
10-10-0		0-0-0		0-0-0		HOME		2-0-0		3-2-0		5-8-0											
5-15-0		0-1-0		0-0-0		AWAY		0-3-0		1-2-0		4-9-0											
1-3-0		0-0-0		0-0-0		NEUTRAL		0-1-0		0-2-0		1-0-0											
10-15-0		0-1-0		0-0-0		NON-CONFERENCE		2-4-0		1-3-0		7-7-0											
8-6-0		0-0-0		0-0-0		HOME		2-0-0		1-1-0		5-5-0											
1-6-0		0-1-0		0-0-		AWAY		0-3-0		0-0-0		1-2-0											
1-3-0		0-0-0		0-0-0		NEUTRAL		0-1-0		0-2-0		1-0-0											
6-13-0		0-0-0		0-0-0		CONFERENCE		0-0-0		3-3-0		3-10-0											
2-4-0		0-0-0		0-0-0		HOME		0-0-0		2-1-0		0-3-0											
4-9-0		0-0-0		0-0-0		AWAY		0-0-0		1-2-0		3-7-0											
0-0-0		0-0-0		0-0-0		NEUTRAL		0-0-0		0-0-0		0-0-0											
RPI	S	Opponent		Score		RPI	S	Opponent		Score		RPI	S	Opponent		Score							
19	A	North Carolina		6 7								56	A	Ga. Southern		4 7		130	H	Ball St.		12 4	
												56	H	Ga. Southern		3 2		130	N	Ball St.		1 3	
												57	N	South Carolina		3 10		131	H	Notre Dame		0 7	
												81	A	Col. of Charleston		7 9		131	N	Notre Dame		4 7	
												81	A	Col. of Charleston		5 7		141	H	Gardner-Webb		3 8	
												81	H	Col. of Charleston		9 1		141	H	Gardner-Webb		10 3	
																		141	H	Gardner-Webb		8 6	
																		148	A	High Point		6 5	
																		148	A	High Point		2 8	
																		148	A	High Point		4 9	
																		153	H	Radford		5 6	
																		153	H	Radford		1 7	
																		153	H	Radford		6 9	
																		156	A	Winthrop		1 9	
																		156	A	Winthrop		5 13	
																		156	A	Winthrop		6 7	
																		157	H	Kent St.		1 9	
																		158	N	Wofford		4 3	
																		224	H	Georgia St.		6 15	
																		224	H	Georgia St.		5 2	
																		224	H	Georgia St.		6 7	
						LAST 10 GAMES												227	A	USC Upstate		7 11	
																		237	A	UNC Asheville		3 2	
																		237	A	UNC Asheville		8 2	
																		237	A	UNC Asheville		4 11	
																		237	A	UNC Asheville		4 11	
																		241	H	La Salle		7 3	
																		241	H	La Salle		3 6	

**Non-Div. I Games:**

Charleston So.

RPI	S	Opponent	Score	
241	H	La Salle	4	5
277	A	The Citadel	1	10
277	A	The Citadel	3	4
277	H	The Citadel	10	5
277	H	The Citadel	10	5
287	A	Savannah St.	7	6
287	H	Savannah St.	5	3
288	A	Longwood	2	3
288	A	Longwood	16	3
288	A	Longwood	6	7

Charleston So.

C  
h  
a  
r  
l  
e  
s  
t  
o  
n  
S  
o  
.

C  
h  
a  
r  
l  
e  
s  
t  
o  
n  
S  
o  
.

Average RPI Win:	201	WON-LOST	WINNING	LAST 10	STRENGTH OF	OPP. STRENGTH	TEAM	ADJ	CONF.	ADJ CONF.		
Average RPI Loss:	172	RECORD	PCT. RANK	GAMES	SCHEDULE	OF SCHEDULE	RPI	RPI	RPI	RPI		
DIV. I ONLY		15-28-0	.34884	244	2-8-0	212	216	264	.4292	263	30	30
DIV. I NON-CONF.		7-18-0	.28	249	0-4-0	156	116	245	.44151	244	31	31
<hr/>												
TOTALS	RPI 1-25	RPI 26-50		W-L RECORDS		RPI 51-100		RPI 101-150		RPI 150+		
15-28-0	0-0-0	0-0-0		OVERALL		2-5-0		4-10-0		9-13-0		
11-15-0	0-0-0	0-0-0		HOME		2-1-0		2-6-0		7-8-0		
4-13-0	0-0-0	0-0-0		AWAY		0-4-0		2-4-0		2-5-0		
0-0-0	0-0-0	0-0-0		NEUTRAL		0-0-0		0-0-0		0-0-0		
<hr/>												
7-18-0	0-0-0	0-0-0		NON-CONFERENCE		2-5-0		4-10-0		1-3-0		
5-9-0	0-0-0	0-0-0		HOME		2-1-0		2-6-0		1-2-0		
2-9-0	0-0-0	0-0-		AWAY		0-4-0		2-4-0		0-1-0		
0-0-0	0-0-0	0-0-0		NEUTRAL		0-0-0		0-0-0		0-0-0		
<hr/>												
8-10-0	0-0-0	0-0-0		CONFERENCE		0-0-0		0-0-0		8-10-0		
6-6-0	0-0-0	0-0-0		HOME		0-0-0		0-0-0		6-6-0		
2-4-0	0-0-0	0-0-0		AWAY		0-0-0		0-0-0		2-4-0		
0-0-0	0-0-0	0-0-0		NEUTRAL		0-0-0		0-0-0		0-0-0		
<hr/>												
RPI	S	Opponent	Score	RPI	S	Opponent	Score	RPI	S	Opponent	Score	
						72 H Boston College	8 7			103 A North Florida	6 2	
						72 H Boston College	8 4			103 H North Florida	1 3	
						72 H Boston College	5 14			107 A FGCU	6 3	
						76 A UCF	4 5			107 A FGCU	5 12	
						85 A Wichita St.	0 7			107 A FGCU	3 23	
						85 A Wichita St.	4 11			112 H Jacksonville	5 7	
						85 A Wichita St.	0 2			135 A South Fla.	2 12	
										135 H South Fla.	4 7	
										136 A FIU	2 9	
										136 H FIU	4 7	
										140 H Ohio St.	8 3	
										140 H Ohio St.	0 6	
										140 H Ohio St.	4 3	
										140 H Ohio St.	9 16	
										184 H N.C. A&T	2 7	
										184 H N.C. A&T	7 8	
										184 H N.C. A&T	0 3	
										220 A Stetson	3 10	
										220 H Stetson	3 2	
										248 A N.C. Central	8 5	
										248 A N.C. Central	2 7	
										248 A N.C. Central	2 3	
										248 H N.C. Central	5 15	
										248 H N.C. Central	7 8	
										248 H N.C. Central	12 2	
										269 A Florida A&M	4 6	
										269 A Florida A&M	8 2	
										269 A Florida A&M	5 6	
										269 A Florida A&M	8 2	
<hr/>												
LAST 10 GAMES												
						269 A Florida A&M	4 6			248 A N.C. Central	2 7	
						248 H N.C. Central	7 8			248 A N.C. Central	2 3	
						248 H N.C. Central	12 2			136 H FIU	4 7	
						76 A UCF	4 5			269 A Florida A&M	8 2	
						248 A N.C. Central	8 5			269 A Florida A&M	5 6	

Non-Div. I Games:

Bethune-Cookman

RPI	S	Opponent	Score	
269	A	Florida A&M	5	6
269	H	Florida A&M	7	1
269	H	Florida A&M	3	6
269	H	Florida A&M	7	6
287	H	Savannah St.	13	0
287	H	Savannah St.	10	9
287	H	Savannah St.	8	5
296	H	Alabama A&M	4	7
296	H	Alabama A&M	2	8

Bethune-Cookman

B  
e  
t  
h  
u  
n  
e  
-  
C  
o  
o  
k  
m  
a  
n

B  
e  
t  
h  
u  
n  
e  
-  
C  
o  
o  
k  
m  
a  
n

[illegible]

**Non-Div. I Games:**

Georgetown



RPI	S	Opponent	Score	
285	A	Villanova	4	2
285	A	Villanova	4	2
297	N	Mt. St. Mary's	2	3

Georgetown

G  
e  
o  
r  
g  
e  
t  
o  
w  
n

G  
e  
o  
r  
g  
e  
t  
o  
w  
n

Average RPI Win:	285	WON-LOST RECORD	WINNING PCT. RANK	LAST 10 GAMES	STRENGTH OF SCHEDULE	OPP. STRENGTH OF SCHEDULE	TEAM RPI	ADJ RPI	CONF. RPI	ADJ CONF. RPI	
Average RPI Loss:	175										
DIV. I ONLY	22-19-0	.53659	122	6-4-0	295	285	266	.42729	265	31	31
DIV. I NON-CONF.	4-14-0	.22222	272	0-3-0	250	208	287	.39342	287	30	30
<hr/>											
TOTALS	RPI 1-25	RPI 26-50		W-L RECORDS	RPI 51-100		RPI 101-150		RPI 150+		
22-19-0	0-1-0	0-0-0		OVERALL	0-2-0		0-7-0		22-9-0		
11-9-0	0-0-0	0-0-0		HOME	0-0-0		0-4-0		11-5-0		
9-9-0	0-1-0	0-0-0		AWAY	0-2-0		0-3-0		9-3-0		
2-1-0	0-0-0	0-0-0		NEUTRAL	0-0-0		0-0-0		2-1-0		
<hr/>											
4-14-0	0-1-0	0-0-0		NON-CONFERENCE	0-2-0		0-7-0		4-4-0		
3-7-0	0-0-0	0-0-0		HOME	0-0-0		0-4-0		3-3-0		
1-7-0	0-1-0	0-0-		AWAY	0-2-0		0-3-0		1-1-0		
0-0-0	0-0-0	0-0-0		NEUTRAL	0-0-0		0-0-0		0-0-0		
<hr/>											
18-5-0	0-0-0	0-0-0		CONFERENCE	0-0-0		0-0-0		18-5-0		
8-2-0	0-0-0	0-0-0		HOME	0-0-0		0-0-0		8-2-0		
8-2-0	0-0-0	0-0-0		AWAY	0-0-0		0-0-0		8-2-0		
2-1-0	0-0-0	0-0-0		NEUTRAL	0-0-0		0-0-0		2-1-0		
<hr/>											
RPI S	Opponent	Score	RPI S	Opponent	Score	RPI S	Opponent	Score	RPI S	Opponent	Score
4	A Georgia	3 11				100	A Morehead St.	4 7	101	A South Alabama	2 14
						100	A Morehead St.	2 9	101	H South Alabama	0 13
									117	A Troy	7 8
									118	A Samford	3 8
									118	H Samford	5 10
									122	H Eastern Ill.	4 9
									122	H Eastern Ill.	6 15
									161	A Jacksonville St.	9 5
									165	H UAB	6 10
									247	A North Ala.	2 14
									247	H North Ala.	1 8
									253	N Grambling	1 3
									268	A Jackson St.	7 6
									268	A Jackson St.	9 1
									268	A Jackson St.	4 11
									269	H Florida A&M	5 8
									284	A Mississippi Val.	5 4
									284	A Mississippi Val.	12 2
									284	H Mississippi Val.	12 6
									284	H Mississippi Val.	13 3
									284	H Mississippi Val.	11 12
									292	N Ark.-Pine Bluff	23 12
									293	N Prairie View	10 9
									294	A Alcorn	10 5
									294	A Alcorn	10 6
									294	H Alcorn	23 15
									294	H Alcorn	14 6
					</						

Non-Div. I Games:

Alabama St.

RPI	S	Opponent	Score	
294	H	Alcorn	21	2
294	H	Alcorn	13	1
296	A	Alabama A&M	12	8
296	A	Alabama A&M	6	13
296	A	Alabama A&M	4	2
296	H	Alabama A&M	4	5
296	H	Alabama A&M	6	5
296	H	Alabama A&M	11	1
298	H	Purdue Fort Wayne	7	1
298	H	Purdue Fort Wayne	10	9
298	H	Purdue Fort Wayne	14	7

Alabama St.

A  
l  
a  
b  
a  
m  
a  
S  
t  
.

A  
l  
a  
b  
a  
m  
a  
S  
t  
.

[illegible]

**Non-Div. I Games:**

George Mason

RPI	S	Opponent	Score	
260	A	Towson	3	8
260	H	Towson	6	2
264	A	Georgetown	1	4
264	H	Georgetown	7	4
285	N	Villanova	12	5
288	A	Longwood	4	3
288	H	Longwood	4	3

G  
e  
o  
r  
g  
e  
M  
a  
s  
o  
n

G  
e  
o  
r  
g  
e  
M  
a  
s  
o  
n

George Mason

Average RPI Win: 278		WON-LOST	WINNING	LAST 10	STRENGTH OF		OPP. STRENGTH	TEAM	ADJ	CONF.	ADJ CONF.
Average RPI Loss: 201		RECORD	PCT. RANK	GAMES	SCHEDULE		OF SCHEDULE	RPI	RPI	RPI	RPI
DIV. I ONLY		16-20-0	.44444	192	6-4-0		273	289	268	.42704	267
DIV. I NON-CONF.		1-13-0	.07143	294	0-2-0		237	243	295	.36977	294
TOTALS		RPI 1-25	RPI 26-50		W-L RECORDS		RPI 51-100		RPI 101-150		RPI 150+
16-20-0	0-0-0	0-0-0		OVERALL		0-1-0		0-6-0		16-13-0	
11-7-0	0-0-0	0-0-0		HOME		0-0-0		0-1-0		11-6-0	
5-13-0	0-0-0	0-0-0		AWAY		0-1-0		0-5-0		5-7-0	
0-0-0	0-0-0	0-0-0		NEUTRAL		0-0-0		0-0-0		0-0-0	
1-13-0	0-0-0	0-0-0		NON-CONFERENCE		0-1-0		0-6-0		1-6-0	
0-6-0	0-0-0	0-0-0		HOME		0-0-0		0-1-0		0-5-0	
1-7-0	0-0-0	0-0-		AWAY		0-1-0		0-5-0		1-1-0	
0-0-0	0-0-0	0-0-0		NEUTRAL		0-0-0		0-0-0		0-0-0	
15-7-0	0-0-0	0-0-0		CONFERENCE		0-0-0		0-0-0		15-7-0	
11-1-0	0-0-0	0-0-0		HOME		0-0-0		0-0-0		11-1-0	
4-6-0	0-0-0	0-0-0		AWAY		0-0-0		0-0-0		4-6-0	
0-0-0	0-0-0	0-0-0		NEUTRAL		0-0-0		0-0-0		0-0-0	
RPI S	Opponent	Score	RPI S	Opponent	Score	RPI S	Opponent	Score	RPI S	Opponent	Score
						93 A	Virginia	4 14	111 A	William & Mary	6 16
									111 H	William & Mary	2 17
									121 A	Old Dominion	0 11
									147 A	James Madison	5 6
									147 A	James Madison	5 16
									147 A	James Madison	2 12
									159 A	Richmond	1 11
									208 H	Quinnipiac	4 14
									208 H	Quinnipiac	1 7
									214 H	NJIT	5 11
									214 H	NJIT	3 4
									245 A	Coppin St.	3 5
									245 A	Coppin St.	6 12
									245 A	Coppin St.	8 7
									245 H	Coppin St.	6 0
									245 H	Coppin St.	0 5
									245 H	Coppin St.	4 3
									248 A	N.C. Central	4 5
									278 A	Delaware St.	7 3
									278 A	Delaware St.	6 16
									278 A	Delaware St.	9 3
									278 H	Delaware St.	7 2
									278 H	Delaware St.	8 5
									278 H	Delaware St.	9 0
									287 H	Savannah St.	6 4
									287 H	Savannah St.	10 7
									287 H	Savannah St.	5 2
LAST 10 GAMES											
						295 H	UMES	24 5	214 H	NJIT	5 11
						295 H	UMES	20 4	147 A	James Madison	2 12
						278 A	Delaware St.	6 16	147 A	James Madison	5 16
						278 A	Delaware St.	7 3	245 H	Coppin St.	4 3
						214 H	NJIT	3 4	287 H	Savannah St.	6 4

Non-Div. I Games:

Norfolk St.

Norfolk St.

Normfolkst.

Norfolk St.

Average RPI Win:		261	WON-LOST RECORD		WINNING PCT. RANK		LAST 10 GAMES		STRENGTH OF SCHEDULE		OPP. STRENGTH OF SCHEDULE		TEAM RPI		ADJ RPI		CONF. RPI		ADJ CONF. RPI	
DIV. I ONLY			18-18-0		.5	149	10-0-0		283		279		259		.4257	268	31		31	
DIV. I NON-CONF.			4-12-0		.25	256	2-0-0		146		110		243		.43616	250	30		30	
TOTALS		RPI 1-25		RPI 26-50		W-L RECORDS		RPI 51-100		RPI 101-150		RPI 150+								
18-18-0		0-3-0		0-0-0		OVERALL		0-3-0		1-3-0		17-9-0								
10-11-0		0-0-0		0-0-0		HOME		0-3-0		1-2-0		9-6-0								
8-7-0		0-3-0		0-0-0		AWAY		0-0-0		0-1-0		8-3-0								
0-0-0		0-0-0		0-0-0		NEUTRAL		0-0-0		0-0-0		0-0-0								
4-12-0		0-3-0		0-0-0		NON-CONFERENCE		0-3-0		1-3-0		3-3-0								
2-6-0		0-0-0		0-0-0		HOME		0-3-0		1-2-0		1-1-0								
2-6-0		0-3-0		0-0-		AWAY		0-0-0		0-1-0		2-2-0								
0-0-0		0-0-0		0-0-0		NEUTRAL		0-0-0		0-0-0		0-0-0								
14-6-0		0-0-0		0-0-0		CONFERENCE		0-0-0		0-0-0		14-6-0								
8-5-0		0-0-0		0-0-0		HOME		0-0-0		0-0-0		8-5-0								
6-1-0		0-0-0		0-0-0		AWAY		0-0-0		0-0-0		6-1-0								
0-0-0		0-0-0		0-0-0		NEUTRAL		0-0-0		0-0-0		0-0-0								
RPI	S	Opponent		Score		RPI	S	Opponent		Score		RPI	S	Opponent		Score				
12	A	Mississippi St.		4	17							72	H	Boston College		3	7			
14	A	Miami (FL)		1	8							72	H	Boston College		5	9			
14	A	Miami (FL)		3	4							72	H	Boston College		2	11			
														134	H	Milwaukee		1	3	
														134	H	Milwaukee		7	5	
														134	H	Milwaukee		0	2	
														146	A	La.-Monroe		1	10	
														168	A	New Orleans		12	4	
														168	H	New Orleans		2	21	
														170	H	Nicholls St.		6	0	
														253	A	Grambling		4	2	
														253	H	Grambling		10	2	
														265	H	Alabama St.		11	4	
														265	H	Alabama St.		6	7	
														265	H	Alabama St.		1	9	
														269	A	Florida A&M		6	7	
														269	A	Florida A&M		5	6	
														269	A	Florida A&M		11	8	
														284	A	Mississippi Val.		0	2	
														284	A	Mississippi Val.		11	1	
														284	A	Mississippi Val.		13	3	
														284	H	Mississippi Val.		5	2	
														284	H	Mississippi Val.		19	3	
														284	H	Mississippi Val.		12	2	
														294	H	Alcorn		13	1	
														294	H	Alcorn		4	18	
														294	H	Alcorn		9	4	
														296	A	Alabama A&M		16		
														296	A	Alabama A&M		12	5	
														296	A	Alabama A&M		11	6	
														296	A	Alabama A&M		11	6	
														168	A	New Orleans		12	4	
														296	A	Alabama A&M		12	5	
Non-Div. I Games:		Rust		15	1	Tougaloo		13	7	Rust		15	4	Rust		10		2		
		Stillman		12	4	Tougaloo		5	1	Tougaloo		5	3	Stillman		Jackson St.		6	0	



**J a c k s o n s t .**

Jackson, S. T.

Jackson St.

[illegible]

**Non-Div. I Games:**

Florida A&M

RPI	S	Opponent	Score	
268	H	Jackson St.	7	6
268	H	Jackson St.	6	5
287	A	Savannah St.	7	5
287	A	Savannah St.	7	5
287	A	Savannah St.	11	7
287	H	Savannah St.	8	6
287	H	Savannah St.	6	3
287	H	Savannah St.	10	0
292	N	Ark.-Pine Bluff	1	11
294	H	Alcorn	11	7
294	H	Alcorn	4	5
294	H	Alcorn	7	8
294	H	Alcorn	8	7

Florida A&M

F  
l  
o  
r  
i  
d  
a  
  
A  
&  
M

F  
l  
o  
r  
i  
d  
a  
  
A  
&  
M

Average RPI Win:	238	WON-LOST RECORD	WINNING PCT. RANK	LAST 10 GAMES	STRENGTH OF SCHEDULE	OPP. STRENGTH OF SCHEDULE	TEAM RPI	ADJ RPI	CONF. RPI	ADJ CONF. RPI	
Average RPI Loss:	187										
DIV. I ONLY	11-27-0	.28947	265	5-5-0	200	290	270	.4231	270	29	29
DIV. I NON-CONF.	6-20-0	.23077	267	1-1-0	136	290	249	.43651	248	27	27
<hr/>											
TOTALS	RPI 1-25	RPI 26-50		W-L RECORDS	RPI 51-100		RPI 101-150		RPI 150+		
11-27-0	0-0-0	0-1-0		OVERALL	0-1-0		1-5-0		10-20-0		
4-8-0	0-0-0	0-0-0		HOME	0-1-0		0-1-0		4-6-0		
6-16-0	0-0-0	0-0-0		AWAY	0-0-0		1-4-0		5-12-0		
1-3-0	0-0-0	0-1-0		NEUTRAL	0-0-0		0-0-0		1-2-0		
<hr/>											
6-20-0	0-0-0	0-1-0		NON-CONFERENCE	0-1-0		1-5-0		5-13-0		
1-5-0	0-0-0	0-0-0		HOME	0-1-0		0-1-0		1-3-0		
4-12-0	0-0-0	0-0-		AWAY	0-0-0		1-4-0		3-8-0		
1-3-0	0-0-0	0-1-0		NEUTRAL	0-0-0		0-0-0		1-2-0		
<hr/>											
5-7-0	0-0-0	0-0-0		CONFERENCE	0-0-0		0-0-0		5-7-0		
3-3-0	0-0-0	0-0-0		HOME	0-0-0		0-0-0		3-3-0		
2-4-0	0-0-0	0-0-0		AWAY	0-0-0		0-0-0		2-4-0		
0-0-0	0-0-0	0-0-0		NEUTRAL	0-0-0		0-0-0		0-0-0		
<hr/>											
RPI S	Opponent	Score	RPI S	Opponent	Score	RPI S	Opponent	Score	RPI S	Opponent	Score
			40 N	Indiana St.	0 10	80 H	St. John's (NY)	1 7	102 A	Stony Brook	12 8
									102 A	Stony Brook	2 4
									102 H	Stony Brook	7 11
									110 A	ETSU	4 14
									110 A	ETSU	3 4
									110 A	ETSU	3 14
									174 N	Marshall	8 9
									174 N	Marshall	3 8
									175 H	Fairfield	0 3
									175 H	Fairfield	4 3
									175 H	Fairfield	1 3
									180 A	Fordham	2 9
									180 A	Fordham	1 5
									199 H	Seton Hall	3 14
									199 H	Seton Hall	0 7
									199 H	Seton Hall	5 0
									210 A	UNCW	4 11
									217 N	Hofstra	4 2
									219 A	LIU Brooklyn	8 16
									232 A	Albany (NY)	13 1
									232 H	Albany (NY)	4 5
			LAST 10 GAMES						237 A	UNC Asheville	2 9
			175 H	Fairfield	4 3	283 H	Rider	4 2	237 A	UNC Asheville	3 7
			217 N	Hofstra	4 2	289 A	Niagara	6 9	244 A	Manhattan	0 5
			289 A	Niagara	14 0	289 A	Niagara	9 8	244 A	Manhattan	2 5
			175 H	Fairfield	0 3	232 A	Albany (NY)	13 1	244 A	Manhattan	4 7
			244 A	Manhattan	0 5	283 H	Rider	11 4	256 A	George Washington	2 6

Non-Div. I Games:

Iona

RPI	S	Opponent	Score	
256	A	George Washington	8	2
256	A	George Washington	7	15
283	H	Rider	4	2
283	H	Rider	0	8
283	H	Rider	11	4
289	A	Niagara	14	0
289	A	Niagara	9	8
289	A	Niagara	6	9
291	A	Fairleigh Dickinson	5	3

Iona

I  
o  
n  
a

I  
o  
n  
a

S  
o  
u  
t  
h  
e  
a  
s  
t  
M  
o  
.  
S  
t  
.

Non-Div. I Games:	McKendree	4	1	Harris-Stowe	13	0
-------------------	-----------	---	---	--------------	----	---

Southeast Mo. St.

Average RPI Win: 230		WON-LOST	WINNING	LAST 10	STRENGTH OF		OPP. STRENGTH	TEAM	ADJ		CONF.	ADJ CONF.			
Average RPI Loss: 147		RECORD	PCT. RANK	GAMES	SCHEDULE		OF SCHEDULE	RPI	RPI		RPI	RPI			
DIV. I ONLY		12-28-0	.3	260	254		212	272	.42025		272	24			
DIV. I NON-CONF.		4-21-0	.16	285	230		165	277	.4085		277	25			
TOTALS		RPI 1-25	RPI 26-50		W-L RECORDS		RPI 51-100		RPI 101-150		RPI 150+				
12-28-0		0-0-0	0-1-0		OVERALL		0-6-0		0-10-0		12-11-0				
7-4-0		0-0-0	0-0-0		HOME		0-0-0		0-1-0		7-3-0				
4-19-0		0-0-0	0-1-0		AWAY		0-3-0		0-9-0		4-6-0				
1-5-0		0-0-0	0-0-0		NEUTRAL		0-3-0		0-0-0		1-2-0				
4-21-0		0-0-0	0-1-0		NON-CONFERENCE		0-6-0		0-7-0		4-7-0				
0-2-0		0-0-0	0-0-0		HOME		0-0-0		0-1-0		0-1-0				
3-14-0		0-0-0	0-0-		AWAY		0-3-0		0-6-0		3-4-0				
1-5-0		0-0-0	0-0-0		NEUTRAL		0-3-0		0-0-0		1-2-0				
8-7-0		0-0-0	0-0-0		CONFERENCE		0-0-0		0-3-0		8-4-0				
7-2-0		0-0-0	0-0-0		HOME		0-0-0		0-0-0		7-2-0				
1-5-0		0-0-0	0-0-0		AWAY		0-0-0		0-3-0		1-2-0				
0-0-0		0-0-0	0-0-0		NEUTRAL		0-0-0		0-0-0		0-0-0				
RPI	S	Opponent	Score	RPI	S	Opponent	Score	RPI	S	Opponent	Score	RPI	S	Opponent	Score
				30	A	Illinois St.	2 10	70	A	Kansas St.	3 8	116	A	California Baptist	7 10
								70	A	Kansas St.	6 9	116	A	California Baptist	4 8
								71	A	Iowa	6 8	116	A	California Baptist	0 8
								91	N	Kansas	2 7	116	A	California Baptist	2 4
								91	N	Kansas	1 8	128	A	Central Mich.	10 14
								91	N	Kansas	1 3	128	A	Central Mich.	2 5
												128	A	Central Mich.	4 6
												134	H	Milwaukee	2 4
												144	A	Austin Peay	3 15
												144	A	Austin Peay	3 8
												157	H	Kent St.	3 10
												157	H	Kent St.	17 11
												157	H	Kent St.	10 11
												176	A	Southern Ill.	6 8
												176	A	Southern Ill.	1 3
												176	A	Southern Ill.	17 2
												190	A	Belmont	7 5
												198	A	Middle Tenn.	3 2
												215	A	UIC	3 8
												215	H	UIC	10 15
												233	H	Ohio	5 1
												233	H	Ohio	7 6
												233	H	Ohio	5 2
												234	A	Western Mich.	12 6
												234	A	Western Mich.	4 10
												234	A	Western Mich.	4 9
												242	N	Valparaiso	6 7
LAST 10 GAMES				234	A	Western Mich.	12 6	144	A	Austin Peay	3 15	233	H	Ohio	5 2
				234	A	Western Mich.	4 10	116	A	California Baptist	2 4	234	A	Western Mich.	12 6
				128	A	Central Mich.	2 5	30	A	Illinois St.	2 10	234	A	Western Mich.	4 10
				128	A	Central Mich.	4 6	157	H	Kent St.	3 10	234	A	Western Mich.	4 9
				144	A	Austin Peay	3 8	157	H	Kent St.	10 11	242	N	Valparaiso	6 7

Non-Div. I Games:

Northern Ill.



Northern Ill.

Average RPI Win:	244	WON-LOST RECORD	WINNING PCT. RANK	LAST 10 GAMES	STRENGTH OF SCHEDULE	OPP. STRENGTH OF SCHEDULE	TEAM RPI	ADJ RPI	CONF. RPI	ADJ CONF. RPI	
Average RPI Loss:	163										
DIV. I ONLY	10-27-0	.27027	271	3-7-0	245	254	273	.41912	273	22	23
DIV. I NON-CONF.	5-17-0	.22727	270	0-2-0	274	248	284	.39759	284	24	24
<hr/>											
TOTALS	RPI 1-25	RPI 26-50		W-L RECORDS	RPI 51-100		RPI 101-150		RPI 150+		
10-27-0	0-0-0	0-0-0		OVERALL	1-5-0		1-10-0		8-12-0		
2-6-0	0-0-0	0-0-0		HOME	0-1-0		1-5-0		1-0-0		
5-19-0	0-0-0	0-0-0		AWAY	1-4-0		0-5-0		4-10-0		
3-2-0	0-0-0	0-0-0		NEUTRAL	0-0-0		0-0-0		3-2-0		
5-17-0	0-0-0	0-0-0		NON-CONFERENCE	0-3-0		0-5-0		5-9-0		
1-1-0	0-0-0	0-0-0		HOME	0-1-0		0-0-0		1-0-0		
1-14-0	0-0-0	0-0-		AWAY	0-2-0		0-5-0		1-7-0		
3-2-0	0-0-0	0-0-0		NEUTRAL	0-0-0		0-0-0		3-2-0		
5-10-0	0-0-0	0-0-0		CONFERENCE	1-2-0		1-5-0		3-3-0		
1-5-0	0-0-0	0-0-0		HOME	0-0-0		1-5-0		0-0-0		
4-5-0	0-0-0	0-0-0		AWAY	1-2-0		0-0-0		3-3-0		
0-0-0	0-0-0	0-0-0		NEUTRAL	0-0-0		0-0-0		0-0-0		
RPI	S	Opponent	Score	RPI	S	Opponent	Score	RPI	S	Opponent	Score

Non-Div. I Games:

Chicago St.

RPI	S	Opponent	Score	
290	A	Northern Colo.	6	5
290	A	Northern Colo.	5	8
297	N	Mt. St. Mary's	5	3
297	N	Mt. St. Mary's	3	9

Chicago St.

C  
h  
i  
c  
a  
g  
o  
s  
t  
.

C  
h  
i  
c  
a  
g  
o  
s  
t  
.

U  
t  
a  
h  
v  
a  
l  
l  
e  
y

Utah Valley

Average RPI Win: 229		WON-LOST	WINNING	LAST 10	STRENGTH OF		OPP. STRENGTH	TEAM	ADJ	CONF.	ADJ CONF.
Average RPI Loss: 178		RECORD	PCT. RANK	GAMES	SCHEDULE		OF SCHEDULE	RPI	RPI	RPI	RPI
DIV. I ONLY		13-23-0	.36111	237	2-8-0		279	236	275	.41732	275
DIV. I NON-CONF.		7-14-0	.33333	222	1-2-0		275	199	262	.43027	262
TOTALS		RPI 1-25	RPI 26-50		W-L RECORDS		RPI 51-100		RPI 101-150		RPI 150+
13-23-0		0-0-0	0-0-0		OVERALL		0-2-0		0-6-0		13-15-0
8-6-0		0-0-0	0-0-0		HOME		0-0-0		0-3-0		8-3-0
5-17-0		0-0-0	0-0-0		AWAY		0-2-0		0-3-0		5-12-0
0-0-0		0-0-0	0-0-0		NEUTRAL		0-0-0		0-0-0		0-0-0
7-14-0		0-0-0	0-0-0		NON-CONFERENCE		0-2-0		0-3-0		7-9-0
4-1-0		0-0-0	0-0-0		HOME		0-0-0		0-0-0		4-1-0
3-13-0		0-0-0	0-0-		AWAY		0-2-0		0-3-0		3-8-0
0-0-0		0-0-0	0-0-0		NEUTRAL		0-0-0		0-0-0		0-0-0
6-9-0		0-0-0	0-0-0		CONFERENCE		0-0-0		0-3-0		6-6-0
4-5-0		0-0-0	0-0-0		HOME		0-0-0		0-3-0		4-2-0
2-4-0		0-0-0	0-0-0		AWAY		0-0-0		0-0-0		2-4-0
0-0-0		0-0-0	0-0-0		NEUTRAL		0-0-0		0-0-0		0-0-0
RPI S	Opponent	Score	RPI S	Opponent	Score	RPI S	Opponent	Score	RPI S	Opponent	Score
						60 A	Michigan	5 10	124 A	Cincinnati	3 4
						86 A	Wright St.	5 8	124 A	Cincinnati	3 4
									124 A	Cincinnati	3 4
									133 H	Miami (OH)	8 10
									133 H	Miami (OH)	4 12
									133 H	Miami (OH)	2 15
									154 H	Dayton	12 8
									159 A	Richmond	3 4
									159 A	Richmond	6 8
									159 A	Richmond	2 16
									181 A	Purdue	2 9
									190 A	Belmont	1 0
									190 A	Belmont	2 5
									190 A	Belmont	3 12
									198 A	Middle Tenn.	0 7
									198 A	Middle Tenn.	4 3
									198 A	Middle Tenn.	2 3
									202 H	Toledo	10 6
									202 H	Toledo	9 6
									202 H	Toledo	6 5
									233 A	Ohio	4 12
									233 A	Ohio	2 12
									233 A	Ohio	7 3
									234 H	Western Mich.	4 3
									234 H	Western Mich.	2 4
									234 H	Western Mich.	1 5
									240 H	Siena	3 1
LAST 10 GAMES											
						133 H	Miami (OH)	8 10	198 A	Middle Tenn.	2 3
						133 H	Miami (OH)	2 15	240 H	Siena	3 1
						240 H	Siena	7 9	86 A	Wright St.	5 8
						190 A	Belmont	1 0	234 H	Western Mich.	2 4
						190 A	Belmont	3 12	234 H	Western Mich.	4 3

Non-Div. I Games:

Bowling Green

RPI	S	Opponent	Score	
240	H	Siena	7	9
251	H	Oakland	6	3
281	H	Youngstown St.	15	5
286	A	Eastern Mich.	7	4
286	A	Eastern Mich.	1	3
286	A	Eastern Mich.	0	4
298	A	Purdue Fort Wayne	10	4

Bowling Green

B  
o  
w  
l  
i  
n  
g  
G  
r  
e  
e  
n

B  
o  
w  
l  
i  
n  
g  
G  
r  
e  
e  
n

S  
t  
.  
B  
o  
n  
a  
v  
e  
n  
t  
u  
r  
e

St. Bonaventure

RPI	S	Opponent	Score	
297	N	Mt. St. Mary's	4	5
297	N	Mt. St. Mary's	6	2

St. Bonaventure

S  
t  
.  
B  
o  
n  
a  
v  
e  
n  
t  
u  
r  
e

S  
t  
.  
B  
o  
n  
a  
v  
e  
n  
t  
u  
r  
e



Average RPI Win: 253		WON-LOST	WINNING	LAST 10	STRENGTH OF		OPP. STRENGTH	TEAM	ADJ		CONF.	ADJ CONF.			
Average RPI Loss: 130		RECORD	PCT. RANK	GAMES	SCHEDULE		OF SCHEDULE	RPI	RPI		RPI	RPI			
DIV. I ONLY		10-29-0	.25641	277	1-9-0		179	201	277		.41584	277	16	16	
DIV. I NON-CONF.		7-20-0	.25926	255	0-4-0		152	223	268		.42378	268	18	18	
TOTALS		RPI 1-25	RPI 26-50		W-L RECORDS		RPI 51-100		RPI 101-150		RPI 150+				
10-29-0		0-0-0	0-3-0		OVERALL		0-8-0		0-6-0		10-12-0				
10-11-0		0-0-0	0-0-0		HOME		0-5-0		0-0-0		10-6-0				
0-18-0		0-0-0	0-3-0		AWAY		0-3-0		0-6-0		0-6-0				
0-0-0		0-0-0	0-0-0		NEUTRAL		0-0-0		0-0-0		0-0-0				
7-20-0		0-0-0	0-3-0		NON-CONFERENCE		0-8-0		0-3-0		7-6-0				
7-8-0		0-0-0	0-0-0		HOME		0-5-0		0-0-0		7-3-0				
0-12-0		0-0-0	0-0-		AWAY		0-3-0		0-3-0		0-3-0				
0-0-0		0-0-0	0-0-0		NEUTRAL		0-0-0		0-0-0		0-0-0				
3-9-0		0-0-0	0-0-0		CONFERENCE		0-0-0		0-3-0		3-6-0				
3-3-0		0-0-0	0-0-0		HOME		0-0-0		0-0-0		3-3-0				
0-6-0		0-0-0	0-0-0		AWAY		0-0-0		0-3-0		0-3-0				
0-0-0		0-0-0	0-0-0		NEUTRAL		0-0-0		0-0-0		0-0-0				
RPI	S	Opponent	Score	RPI	S	Opponent	Score	RPI	S	Opponent	Score	RPI	S	Opponent	Score
40	A	Indiana St.	1 5	56	A	Ga. Southern	3 5	118	A	Samford	2 6				
40	A	Indiana St.	0 8	56	H	Ga. Southern	2 6	118	A	Samford	4 8				
40	A	Indiana St.	2 4	57	A	South Carolina	0 9	118	A	Samford	3 10				
				57	H	South Carolina	9 10	135	A	South Fla.	9 12				
				60	H	Michigan	1 9	135	A	South Fla.	1 9				
				60	H	Michigan	0 2	135	A	South Fla.	2 7				
				60	H	Michigan	3 6	156	A	Winthrop	1 8				
				81	A	Col. of Charleston	1 11	156	H	Winthrop	1 4				
								157	H	Kent St.	2 11				
								164	A	Furman	6 20				
								164	A	Furman	2 7				
								164	A	Furman	4 5				
								189	H	Mercer	3 10				
								189	H	Mercer	8 5				
								189	H	Mercer	0 10				
								247	H	North Ala.	6 3				
								247	H	North Ala.	7 4				
								247	H	North Ala.	8 3				
								261	H	VMI	3 2				
								261	H	VMI	5 9				
								261	H	VMI	1 0				
				LAST 10 GAMES											
				56	A	Ga. Southern	3 5	118	A	Samford	2 6	262	A	Charleston So.	5 10
				135	A	South Fla.	9 12	118	A	Samford	4 8	262	A	Charleston So.	5 10
				135	A	South Fla.	2 7	189	H	Mercer	0 10	262	H	Charleston So.	4 3
				135	A	South Fla.	1 9	189	H	Mercer	3 10	262	H	Charleston So.	10 1
				118	A	Samford	3 10	189	H	Mercer	8 5	278	H	Delaware St.	9 3
												278	H	Delaware St.	5 0

Non-Div. I Games:

The Citadel

RPI	S	Opponent	Score	
278	H	Delaware St.	1	3

The Citadel

T  
h  
e  
C  
i  
t  
a  
d  
e  
l

T  
h  
e  
C  
i  
t  
a  
d  
e  
l

Average RPI Win: 247		WON-LOST	WINNING	LAST 10	STRENGTH OF		OPP. STRENGTH	TEAM	ADJ	CONF.	ADJ CONF.		
Average RPI Loss: 243		RECORD	PCT. RANK	GAMES	SCHEDULE		OF SCHEDULE	RPI	RPI	RPI	RPI		
DIV. I ONLY		13-21-0	.38235	228	4-6-0		278	293	278	.41061	278	30	30
DIV. I NON-CONF.		4-10-0	.28571	246	0-1-0		269	282	280	.40193	280	31	31
TOTALS		RPI 1-25	RPI 26-50		W-L RECORDS		RPI 51-100		RPI 101-150		RPI 150+		
13-21-0		0-0-0	0-0-0		OVERALL		0-0-0		2-1-0		11-20-0		
6-7-0		0-0-0	0-0-0		HOME		0-0-0		2-1-0		4-6-0		
6-12-0		0-0-0	0-0-0		AWAY		0-0-0		0-0-0		6-12-0		
1-2-0		0-0-0	0-0-0		NEUTRAL		0-0-0		0-0-0		1-2-0		
4-10-0		0-0-0	0-0-0		NON-CONFERENCE		0-0-0		2-1-0		2-9-0		
2-2-0		0-0-0	0-0-0		HOME		0-0-0		2-1-0		0-1-0		
1-6-0		0-0-0	0-0-		AWAY		0-0-0		0-0-0		1-6-0		
1-2-0		0-0-0	0-0-0		NEUTRAL		0-0-0		0-0-0		1-2-0		
9-11-0		0-0-0	0-0-0		CONFERENCE		0-0-0		0-0-0		9-11-0		
4-5-0		0-0-0	0-0-0		HOME		0-0-0		0-0-0		4-5-0		
5-6-0		0-0-0	0-0-0		AWAY		0-0-0		0-0-0		5-6-0		
0-0-0		0-0-0	0-0-0		NEUTRAL		0-0-0		0-0-0		0-0-0		
RPI S	Opponent	Score	RPI S	Opponent	Score	RPI S	Opponent	Score	RPI S	Opponent	Score		
									114 H	Marist	6 1		
									114 H	Marist	2 12		
									114 H	Marist	3 1		
									167 A	Navy	3 11		
									221 N	UMBC	6 5		
									221 N	UMBC	2 3		
									221 N	UMBC	5 10		
									230 A	Delaware	2 13		
									241 A	La Salle	2 12		
									241 H	La Salle	4 7		
									245 A	Coppin St.	5 11		
									245 A	Coppin St.	4 14		
									245 A	Coppin St.	10 0		
									245 H	Coppin St.	11 12		
									245 H	Coppin St.	5 1		
									245 H	Coppin St.	5 10		
									248 A	N.C. Central	4 3		
									248 A	N.C. Central	1 4		
									256 A	George Washington	1 18		
									267 A	Norfolk St.	0 9		
									267 A	Norfolk St.	2 7		
									267 A	Norfolk St.	5 8		
									267 H	Norfolk St.	16 6		
									267 H	Norfolk St.	3 9		
									267 H	Norfolk St.	3 7		
									277 A	The Citadel	3 9		
									277 A	The Citadel	3 1		
LAST 10 GAMES			LAST 10 GAMES			LAST 10 GAMES			LAST 10 GAMES				
			295 H	UMES	11 5				295 H	UMES	15 5		
			295 H	UMES	8 12				245 A	Coppin St.	5 11		
			267 H	Norfolk St.	16 6				245 A	Coppin St.	4 14		
			267 H	Norfolk St.	3 7				245 A	Coppin St.	10 0		
			248 A	N.C. Central	1 4				230 A	Delaware	2 13		

Non-Div. I Games:

Delaware St.

RPI	S	Opponent	Score	
277	A	The Citadel	0	5
295	A	UMES	6	2
295	A	UMES	9	2
295	A	UMES	10	5
295	H	UMES	15	5
295	H	UMES	11	5
295	H	UMES	8	12

Delaware St.

D  
e  
l  
a  
w  
a  
r  
e  
s  
t  
.

D  
e  
l  
a  
w  
a  
r  
e  
s  
t  
.

Average RPI Win: 232		WON-LOST	WINNING	LAST 10	STRENGTH OF		OPP. STRENGTH	TEAM	ADJ	CONF.	ADJ CONF.
Average RPI Loss: 156		RECORD	PCT. RANK	GAMES	SCHEDULE		OF SCHEDULE	RPI	RPI	RPI	RPI
DIV. I ONLY		9-29-0	.23684	285	2-8-0		215	220	279	.40952	279
DIV. I NON-CONF.		1-19-0	.05	296	0-3-0		118	161	279	.40334	279
TOTALS		RPI 1-25	RPI 26-50		W-L RECORDS		RPI 51-100		RPI 101-150		RPI 150+
9-29-0	0-2-0	0-1-0		OVERALL		2-4-0		0-7-0		7-15-0	
6-9-0	0-0-0	0-0-0		HOME		2-1-0		0-4-0		4-4-0	
3-18-0	0-2-0	0-1-0		AWAY		0-3-0		0-3-0		3-9-0	
0-2-0	0-0-0	0-0-0		NEUTRAL		0-0-0		0-0-0		0-2-0	
1-19-0	0-2-0	0-1-0		NON-CONFERENCE		0-3-0		0-4-0		1-9-0	
0-3-0	0-0-0	0-0-0		HOME		0-0-0		0-1-0		0-2-0	
1-14-0	0-2-0	0-0-		AWAY		0-3-0		0-3-0		1-5-0	
0-2-0	0-0-0	0-0-0		NEUTRAL		0-0-0		0-0-0		0-2-0	
8-10-0	0-0-0	0-0-0		CONFERENCE		2-1-0		0-3-0		6-6-0	
6-6-0	0-0-0	0-0-0		HOME		2-1-0		0-3-0		4-2-0	
2-4-0	0-0-0	0-0-0		AWAY		0-0-0		0-0-0		2-4-0	
0-0-0	0-0-0	0-0-0		NEUTRAL		0-0-0		0-0-0		0-0-0	
RPI S	Opponent	Score		RPI S	Opponent	Score		RPI S	Opponent	Score	
5 A	Louisville	2	11	45 A	Kentucky	4	5	53 A	Alabama	1	15
7 A	Tennessee	0	18					53 A	Alabama	4	9
								53 A	Alabama	1	10
								86 H	Wright St.	6	3
								86 H	Wright St.	7	6
								86 H	Wright St.	1	9
								124 A	Cincinnati	6	14
								133 A	Miami (OH)	3	7
								133 H	Miami (OH)	1	16
								134 H	Milwaukee	3	5
								134 H	Milwaukee	12	15
								134 H	Milwaukee	2	6
								140 A	Ohio St.	8	10
								178 H	Eastern Ky.	2	17
								184 N	N.C. A&T	0	3
								184 N	N.C. A&T	3	4
								185 A	Western Ky.	2	19
								185 A	Western Ky.	4	5
								185 A	Western Ky.	6	9
								215 A	UIC	7	11
								215 A	UIC	2	16
								215 A	UIC	1	6
								246 A	Butler	5	9
								246 H	Butler	2	9
								251 H	Oakland	0	4
								251 H	Oakland	3	2
								251 H	Oakland	5	8
								261 A	VMI	3	8
								261 A	VMI	7	6
								281 A	Youngstown St.	2	8
								281 A	Youngstown St.	10	8
								281 A	Youngstown St.	7	6
								281 A	Youngstown St.	2	1
								281 H	Youngstown St.	2	1

Non-Div. I Games: Miami-Hamilton 9 6

Northern Ky.

Northern Ky.

Average RPI Win: 155		WON-LOST RECORD		WINNING PCT. RANK		LAST 10 GAMES		STRENGTH OF SCHEDULE		OPP. STRENGTH OF SCHEDULE		TEAM RPI		ADJ RPI		CONF. RPI		ADJ CONF. RPI	
DIV. I ONLY		9-29-0		.23684 285		3-7-0		208		164		280		.40784 280		8		8	
DIV. I NON-CONF.		7-16-0		.30435 235		2-1-0		271		247		286		.39635 286		10		10	
TOTALS		RPI 1-25		RPI 26-50		W-L RECORDS		RPI 51-100		RPI 101-150		RPI 150+							
9-29-0		0-0-0		0-0-0		OVERALL		2-11-0		1-6-0		6-12-0							
6-18-0		0-0-0		0-0-0		HOME		1-6-0		1-6-0		4-6-0							
3-11-0		0-0-0		0-0-0		AWAY		1-5-0		0-0-0		2-6-0							
0-0-0		0-0-0		0-0-0		NEUTRAL		0-0-0		0-0-0		0-0-0							
7-16-0		0-0-0		0-0-0		NON-CONFERENCE		0-1-0		1-3-0		6-12-0							
5-10-0		0-0-0		0-0-0		HOME		0-1-0		1-3-0		4-6-0							
2-6-0		0-0-0		0-0-		AWAY		0-0-0		0-0-0		2-6-0							
0-0-0		0-0-0		0-0-0		NEUTRAL		0-0-0		0-0-0		0-0-0							
2-13-0		0-0-0		0-0-0		CONFERENCE		2-10-0		0-3-0		0-0-0							
1-8-0		0-0-0		0-0-0		HOME		1-5-0		0-3-0		0-0-0							
1-5-0		0-0-0		0-0-0		AWAY		1-5-0		0-0-0		0-0-0							
0-0-0		0-0-0		0-0-0		NEUTRAL		0-0-0		0-0-0		0-0-0							
RPI	S	Opponent		Score	RPI	S	Opponent		Score	RPI	S	Opponent		Score	RPI	S	Opponent		Score

Non-Div. I Games:

Santa Clara

Average RPI Win: 206		WON-LOST	WINNING	LAST 10	STRENGTH OF		OPP. STRENGTH	TEAM	ADJ	CONF.	ADJ CONF.
Average RPI Loss: 165		RECORD	PCT. RANK	GAMES	SCHEDULE		OF SCHEDULE	RPI	RPI	RPI	RPI
DIV. I ONLY		9-32-0	.21951	292	2-8-0		213	245	281	.40421	281
DIV. I NON-CONF.		4-19-0	.17391	284	1-3-0		92	241	251	.4358	251
TOTALS		RPI 1-25	RPI 26-50		W-L RECORDS		RPI 51-100		RPI 101-150		RPI 150+
9-32-0		0-4-0	0-0-0		OVERALL		1-5-0		0-7-0		8-16-0
7-6-0		0-0-0	0-0-0		HOME		0-0-0		0-0-0		7-6-0
2-26-0		0-4-0	0-0-0		AWAY		1-5-0		0-7-0		1-10-0
0-0-0		0-0-0	0-0-0		NEUTRAL		0-0-0		0-0-0		0-0-0
4-19-0		0-4-0	0-0-0		NON-CONFERENCE		0-3-0		0-4-0		4-8-0
3-1-0		0-0-0	0-0-0		HOME		0-0-0		0-0-0		3-1-0
1-18-0		0-4-0	0-0-		AWAY		0-3-0		0-4-0		1-7-0
0-0-0		0-0-0	0-0-0		NEUTRAL		0-0-0		0-0-0		0-0-0
5-13-0		0-0-0	0-0-0		CONFERENCE		1-2-0		0-3-0		4-8-0
4-5-0		0-0-0	0-0-0		HOME		0-0-0		0-0-0		4-5-0
1-8-0		0-0-0	0-0-0		AWAY		1-2-0		0-3-0		0-3-0
0-0-0		0-0-0	0-0-0		NEUTRAL		0-0-0		0-0-0		0-0-0
RPI S	Opponent	Score	RPI S	Opponent	Score	RPI S	Opponent	Score	RPI S	Opponent	Score
12 A	Mississippi St.	3 14				62 A	Florida St.	4 7	133 A	Miami (OH)	1 9
12 A	Mississippi St.	2 14				62 A	Florida St.	2 4	133 A	Miami (OH)	2 5
12 A	Mississippi St.	0 8				62 A	Florida St.	2 24	133 A	Miami (OH)	1 11
18 A	West Virginia	1 14				86 A	Wright St.	8 18	133 A	Miami (OH)	3 6
						86 A	Wright St.	10 8	134 A	Milwaukee	6 18
						86 A	Wright St.	1 7	134 A	Milwaukee	2 22
									134 A	Milwaukee	5 8
									157 A	Kent St.	5 10
									157 H	Kent St.	4 3
									169 A	Penn St.	15 16
									202 H	Toledo	5 3
									215 H	UIC	6 5
									215 H	UIC	7 3
									215 H	UIC	3 8
									223 A	Pittsburgh	4 2
									223 A	Pittsburgh	6 16
									223 H	Pittsburgh	3 2
									233 H	Ohio	2 3
									251 H	Oakland	0 8
									251 H	Oakland	5 7
									251 H	Oakland	6 5
									257 A	Tennessee Tech	4 8
									257 A	Tennessee Tech	2 7
									257 A	Tennessee Tech	2 9
									275 A	Bowling Green	5 15
									279 A	Northern Ky.	6 7
									279 A	Northern Ky.	5 13
LAST 10 GAMES			279 H	Northern Ky.	6 7	133 A	Miami (OH)	1 9	257 A	Tennessee Tech	2 7
			279 H	Northern Ky.	8 10	133 A	Miami (OH)	2 5	257 A	Tennessee Tech	2 9
			134 A	Milwaukee	5 8	257 A	Tennessee Tech	4 8	275 A	Bowling Green	5 15
			134 A	Milwaukee	2 22	257 A	Tennessee Tech	2 9	279 A	Northern Ky.	6 7
			251 H	Oakland	0 8	62 A	Florida St.	2 24	279 A	Northern Ky.	5 13

Non-Div. I Games:

Youngstown St.



RPI	S	Opponent	Score	
279	A	Northern Ky.	1	2
279	H	Northern Ky.	6	7
279	H	Northern Ky.	8	10
279	H	Northern Ky.	8	2

Youngstown St.

Y  
o  
u  
n  
g  
s  
t  
o  
w  
n  
s  
t  
.

Y  
o  
u  
n  
g  
s  
t  
o  
w  
n  
s  
t  
.

Average RPI Win:	236	WON-LOST RECORD	WINNING PCT. RANK	LAST 10 GAMES	STRENGTH OF SCHEDULE	OPP. STRENGTH OF SCHEDULE	TEAM RPI	ADJ RPI	CONF. RPI	ADJ CONF. RPI		
DIV. I ONLY		10-32-0	.2381	284	1-9-0	244	271	282	.39966	282	25	25
DIV. I NON-CONF.		7-14-0	.33333	222	1-1-0	276	277	276	.40894	276	26	26
TOTALS	RPI 1-25	RPI 26-50		W-L RECORDS		RPI 51-100		RPI 101-150		RPI 150+		
10-32-0	0-0-0	0-3-0		OVERALL		0-0-0		0-0-0		10-29-0		
5-7-0	0-0-0	0-0-0		HOME		0-0-0		0-0-0		5-7-0		
4-18-0	0-0-0	0-3-0		AWAY		0-0-0		0-0-0		4-15-0		
1-7-0	0-0-0	0-0-0		NEUTRAL		0-0-0		0-0-0		1-7-0		
7-14-0	0-0-0	0-3-0		NON-CONFERENCE		0-0-0		0-0-0		7-11-0		
4-1-0	0-0-0	0-0-0		HOME		0-0-0		0-0-0		4-1-0		
2-6-0	0-0-0	0-0-		AWAY		0-0-0		0-0-0		2-3-0		
1-7-0	0-0-0	0-0-0		NEUTRAL		0-0-0		0-0-0		1-7-0		
3-18-0	0-0-0	0-0-0		CONFERENCE		0-0-0		0-0-0		3-18-0		
1-6-0	0-0-0	0-0-0		HOME		0-0-0		0-0-0		1-6-0		
2-12-0	0-0-0	0-0-0		AWAY		0-0-0		0-0-0		2-12-0		
0-0-0	0-0-0	0-0-0		NEUTRAL		0-0-0		0-0-0		0-0-0		
RPI S	Opponent	Score	RPI S	Opponent	Score	RPI S	Opponent	Score	RPI S	Opponent	Score	
			26 A	NC State	2 8				153 N	Radford	4 17	
			26 A	NC State	8 12				153 N	Radford	1 9	
			26 A	NC State	2 14				167 A	Navy	2 15	
									167 A	Navy	10 11	
									167 A	Navy	3 6	
									167 A	Navy	4 9	
									167 H	Navy	1 3	
									169 A	Penn St.	3 9	
									171 A	Army West Point	2 0	
									171 A	Army West Point	1 11	
									171 H	Army West Point	7 6	
									171 H	Army West Point	3 4	
									171 H	Army West Point	9 16	
									195 A	Lafayette	3 11	
									195 A	Lafayette	5 10	
									195 A	Lafayette	5 6	
									197 H	Binghamton	6 4	
									199 N	Seton Hall	1 12	
									202 N	Toledo	8 7	
									202 N	Toledo	1 10	
									202 N	Toledo	6 15	
			LAST 10 GAMES						204 A	Holy Cross	5 6	
			285 A	Villanova	10 5	195 A	Lafayette	5 6	204 A	Holy Cross	8 4	
			289 H	Niagara	13 1	255 A	Lehigh	6 7	204 H	Holy Cross	3 6	
			289 H	Niagara	7 1	167 A	Navy	10 11	204 H	Holy Cross	3 6	
			153 N	Radford	1 9	202 N	Toledo	6 15	204 H	Holy Cross	7 13	
			171 A	Army West Point	2 0	171 H	Army West Point	9 16	223 N	Pittsburgh	2 8	

**Non-Div. I Games:**

Bucknell

Bucknell

Average RPI Win: 238		WON-LOST RECORD	WINNING PCT. RANK	LAST 10 GAMES	STRENGTH OF SCHEDULE	OPP. STRENGTH OF SCHEDULE	TEAM RPI	ADJ RPI		CONF. RPI	ADJ CONF. RPI	
Average RPI Loss: 211												
DIV. I ONLY		13-26-0	.33333	248	2-8-0	291	274	283	.39914	283	29	29
DIV. I NON-CONF.		9-18-0	.33333	222	1-5-0	215	281	237	.44748	237	27	27
<hr/>												
TOTALS		RPI 1-25		RPI 26-50		W-L RECORDS		RPI 51-100		RPI 101-150		RPI 150+
13-26-0		0-0-0		0-0-0		OVERALL		0-3-0		0-3-0		13-20-0
4-6-0		0-0-0		0-0-0		HOME		0-0-0		0-0-0		4-6-0
6-18-0		0-0-0		0-0-0		AWAY		0-3-0		0-3-0		6-12-0
3-2-0		0-0-0		0-0-0		NEUTRAL		0-0-0		0-0-0		3-2-0
9-18-0		0-0-0		0-0-0		NON-CONFERENCE		0-3-0		0-3-0		9-12-0
3-1-0		0-0-0		0-0-0		HOME		0-0-0		0-0-0		3-1-0
3-15-0		0-0-0		0-0-		AWAY		0-3-0		0-3-0		3-9-0
3-2-0		0-0-0		0-0-0		NEUTRAL		0-0-0		0-0-0		3-2-0
4-8-0		0-0-0		0-0-0		CONFERENCE		0-0-0		0-0-0		4-8-0
1-5-0		0-0-0		0-0-0		HOME		0-0-0		0-0-0		1-5-0
3-3-0		0-0-0		0-0-0		AWAY		0-0-0		0-0-0		3-3-0
0-0-0		0-0-0		0-0-0		NEUTRAL		0-0-0		0-0-0		0-0-0
RPI	S	Opponent	Score	RPI	S	Opponent	Score	RPI	S	Opponent	Score	
								74	A	Saint Mary's (CA)	2	5
								95	A	San Francisco	0	5
								95	A	San Francisco	4	5
										104	A	Sacramento St.
											4	5
										104	A	Sacramento St.
											0	7
										104	A	Sacramento St.
											3	6
										159	A	Richmond
											1	10
										159	A	Richmond
											6	3
										159	A	Richmond
											1	6
										199	H	Seton Hall
											11	8
										206	N	UC Riverside
											5	1
										206	N	UC Riverside
											4	2
										214	H	NJIT
											16	10
										219	H	LIU Brooklyn
											6	5
										230	A	Delaware
											1	6
										231	A	Wagner
											1	9
										238	H	Saint Joseph's
											7	13
										240	H	Siena
											2	7
										240	H	Siena
											8	9
										240	H	Siena
											4	13
										241	A	La Salle
											12	11
										241	A	La Salle
											5	7
										241	A	La Salle
											7	6
										241	A	La Salle
											0	3
										246	N	Butler
											9	4
										246	N	Butler
											3	14
										246	N	Butler
											2	9
										250	A	Princeton
											0	11
										264	A	Georgetown
											9	10
										264	A	Georgetown
											7	12
				LAST 10 GAMES								
								299	A	Saint Peter's	7	0
								241	A	La Salle	5	7
								230	A	Delaware	1	6
								241	A	La Salle	7	6
								241	A	La Salle	0	3
								246	N	Butler	2	9
								289	H	Niagara	0	1

Non-Div. I Games:

Rider

RPI	S	Opponent	Score	
270	A	Iona	4	11
270	A	Iona	8	0
270	A	Iona	2	4
289	H	Niagara	9	12
289	H	Niagara	13	5
289	H	Niagara	0	1
299	A	Saint Peter's	6	7
299	A	Saint Peter's	14	3
299	A	Saint Peter's	7	0

Rider

Average RPI Win: 283		WON-LOST	WINNING	LAST 10	STRENGTH OF		OPP. STRENGTH	TEAM	ADJ	CONF.	ADJ CONF.
Average RPI Loss: 207		RECORD	PCT. RANK	GAMES	SCHEDULE		OF SCHEDULE	RPI	RPI	RPI	RPI
DIV. I ONLY		5-20-0	.2	295	0-10-0		236	296	284	.39524	284
DIV. I NON-CONF.		0-7-0	0	297	0-2-0		19	90	270	.42084	271
TOTALS		RPI 1-25	RPI 26-50		W-L RECORDS		RPI 51-100		RPI 101-150		RPI 150+
5-20-0	0-1-0	0-1-0		OVERALL		0-2-0		0-3-0		5-13-0	
1-4-0	0-0-0	0-0-0		HOME		0-0-0		0-0-0		1-4-0	
4-16-0	0-1-0	0-1-0		AWAY		0-2-0		0-3-0		4-9-0	
0-0-0	0-0-0	0-0-0		NEUTRAL		0-0-0		0-0-0		0-0-0	
0-7-0	0-1-0	0-1-0		NON-CONFERENCE		0-2-0		0-3-0		0-0-0	
0-0-0	0-0-0	0-0-0		HOME		0-0-0		0-0-0		0-0-0	
0-7-0	0-1-0	0-0-		AWAY		0-2-0		0-3-0		0-0-0	
0-0-0	0-0-0	0-0-0		NEUTRAL		0-0-0		0-0-0		0-0-0	
5-13-0	0-0-0	0-0-0		CONFERENCE		0-0-0		0-0-0		5-13-0	
1-4-0	0-0-0	0-0-0		HOME		0-0-0		0-0-0		1-4-0	
4-9-0	0-0-0	0-0-0		AWAY		0-0-0		0-0-0		4-9-0	
0-0-0	0-0-0	0-0-0		NEUTRAL		0-0-0		0-0-0		0-0-0	
RPI S	Opponent	Score		RPI S	Opponent	Score		RPI S	Opponent	Score	
12 A	Mississippi St.	5	18	31 A	Louisiana Tech	1	21	97 A	Arkansas St.	0	10
								97 A	Arkansas St.	2	4
									Northwestern St.	0	9
									Northwestern St.	0	11
									Memphis	1	8
									Grambling	7	9
									Alabama St.	6	12
									Alabama St.	3	13
									Alabama St.	12	11
									H Alabama St.	4	5
									H Alabama St.	2	12
									A Jackson St.	2	12
									A Jackson St.	3	19
									A Jackson St.	2	5
									H Jackson St.	3	13
									H Jackson St.	2	0
									H Jackson St.	1	11
									Alcorn	9	2
									Alcorn	14	2
									Alcorn	15	5
									A Alabama A&M	6	11
									A Alabama A&M	2	6
									A Alabama A&M	0	6
LAST 10 GAMES				LAST 10 GAMES				LAST 10 GAMES			
				265 H Alabama St.	2	12		268 A Jackson St.	2	5	
				265 H Alabama St.	4	5		268 A Jackson St.	2	12	
				265 A Alabama St.	3	13		253 A Grambling	7	9	
				265 A Alabama St.	12	11		119 A Northwestern St.	0	9	
				268 A Jackson St.	3	19		119 A Northwestern St.	0	11	

Non-Div. I Games: Delta St. 6 12 Tougaloo 1 0 Delta St. 0 8 Mississippi Val.

Average RPI Win:	203	WON-LOST RECORD	WINNING PCT. RANK	LAST 10 GAMES	STRENGTH OF SCHEDULE	OPP. STRENGTH OF SCHEDULE	TEAM RPI	ADJ RPI	CONF. RPI	ADJ CONF. RPI	
Average RPI Loss:	200										
DIV. I ONLY	10-27-0	.27027	271	3-7-0	240	272	285	.39482	285	14	14
DIV. I NON-CONF.	7-21-0	.25	256	1-1-0	244	286	290	.3893	290	14	14
<hr/>											
TOTALS	RPI 1-25	RPI 26-50		W-L RECORDS		RPI 51-100		RPI 101-150		RPI 150+	
10-27-0	0-0-0	0-0-0		OVERALL		1-5-0		1-2-0		8-20-0	
6-12-0	0-0-0	0-0-0		HOME		0-0-0		0-0-0		6-12-0	
1-6-0	0-0-0	0-0-0		AWAY		1-4-0		0-0-0		0-2-0	
3-9-0	0-0-0	0-0-0		NEUTRAL		0-1-0		1-2-0		2-6-0	
<hr/>											
7-21-0	0-0-0	0-0-0		NON-CONFERENCE		0-3-0		1-2-0		6-16-0	
4-8-0	0-0-0	0-0-0		HOME		0-0-0		0-0-0		4-8-0	
0-5-0	0-0-0	0-0-		AWAY		0-3-0		0-0-0		0-2-0	
3-8-0	0-0-0	0-0-0		NEUTRAL		0-0-0		1-2-0		2-6-0	
<hr/>											
3-6-0	0-0-0	0-0-0		CONFERENCE		1-2-0		0-0-0		2-4-0	
2-4-0	0-0-0	0-0-0		HOME		0-0-0		0-0-0		2-4-0	
1-1-0	0-0-0	0-0-0		AWAY		1-1-0		0-0-0		0-0-0	
0-1-0	0-0-0	0-0-0		NEUTRAL		0-1-0		0-0-0		0-0-0	
<hr/>											
RPI	S	Opponent	Score	RPI	S	Opponent	Score	RPI	S	Opponent	Score
						80 A St. John's (NY)	5 1	128 N Central Mich.		13 7	
						80 A St. John's (NY)	1 3	128 N Central Mich.		1 9	
						80 N St. John's (NY)	6 24	134 N Milwaukee		4 7	
						93 A Virginia	2 7	167 H Navy		3 14	
						93 A Virginia	2 10	167 H Navy		1 5	
						93 A Virginia	3 7	173 N Northeastern		5 2	
								186 H Penn		5 4	
								195 H Lafayette		6 8	
								199 H Seton Hall		3 6	
								199 H Seton Hall		6 5	
								199 H Seton Hall		5 7	
								219 H LIU Brooklyn		1 4	
								219 H LIU Brooklyn		0 3	
								219 H LIU Brooklyn		3 11	
								223 N Pittsburgh		2 7	
								234 N Western Mich.		2 11	
								238 A Saint Joseph's		0 4	
								238 H Saint Joseph's		8 7	
								241 A La Salle		7 8	
								241 H La Salle		8 6	
								241 H La Salle		1 0	
								252 H Monmouth		5 6	
				LAST 10 GAMES							
						264 H Georgetown	2 4	93 A Virginia		2 7	
						199 H Seton Hall	3 6	252 H Monmouth		5 6	
						199 H Seton Hall	6 5	80 A St. John's (NY)		1 3	
						195 H Lafayette	6 8	80 N St. John's (NY)		6 24	
						282 H Bucknell	5 10	80 A St. John's (NY)		5 1	
								273 N Chicago St.		11 12	

Non-Div. I Games:

Villanova

Villanova



Average RPI Win: 190		WON-LOST	WINNING	LAST 10	STRENGTH OF		OPP. STRENGTH	TEAM	ADJ	CONF.	ADJ CONF.
Average RPI Loss: 176		RECORD	PCT. RANK	GAMES	SCHEDULE		OF SCHEDULE	RPI	RPI	RPI	RPI
DIV. I ONLY		6-32-1	.16667	296	2-8-0		234	243	286	.393	286
DIV. I NON-CONF.		3-20-1	.14583	287	0-3-0		232	205	283	.39806	283
TOTALS		RPI 1-25	RPI 26-50		W-L RECORDS		RPI 51-100		RPI 101-150		RPI 150+
6-32-1	0-0-0	0-0-0		OVERALL		0-5-0		2-6-0		4-21-1	
2-6-0	0-0-0	0-0-0		HOME		0-0-0		0-0-0		2-6-0	
3-20-0	0-0-0	0-0-0		AWAY		0-3-0		1-5-0		2-12-0	
1-6-1	0-0-0	0-0-0		NEUTRAL		0-2-0		1-1-0		0-3-1	
3-20-1	0-0-0	0-0-0		NON-CONFERENCE		0-5-0		1-1-0		2-14-1	
0-2-0	0-0-0	0-0-0		HOME		0-0-0		0-0-0		0-2-0	
2-12-0	0-0-0	0-0-0		AWAY		0-3-0		0-0-0		2-9-0	
1-6-1	0-0-0	0-0-0		NEUTRAL		0-2-0		1-1-0		0-3-1	
3-12-0	0-0-0	0-0-0		CONFERENCE		0-0-0		1-5-0		2-7-0	
2-4-0	0-0-0	0-0-0		HOME		0-0-0		0-0-0		2-4-0	
1-8-0	0-0-0	0-0-0		AWAY		0-0-0		1-5-0		0-3-0	
0-0-0	0-0-0	0-0-0		NEUTRAL		0-0-0		0-0-0		0-0-0	
RPI S	Opponent	Score	RPI S	Opponent	Score	RPI S	Opponent	Score	RPI S	Opponent	Score
						75 A	TCU	2 12	130 A	Ball St.	5 11
						75 A	TCU	4 16	130 A	Ball St.	2 3
						75 A	TCU	1 12	130 A	Ball St.	7 5
						88 N	Incarnate Word	0 4	131 N	Notre Dame	3 11
						88 N	Incarnate Word	3 8	131 N	Notre Dame	4 2
									133 A	Miami (OH)	6 7
									133 A	Miami (OH)	6 7
									133 A	Miami (OH)	3 13
									154 A	Dayton	10 2
									154 H	Dayton	1 4
									155 A	A&M-Corpus Christi	2 8
									155 A	A&M-Corpus Christi	2 7
									155 A	A&M-Corpus Christi	4 12
									174 A	Marshall	1 6
									174 A	Marshall	3 25
									174 A	Marshall	3 10
									174 A	Marshall	5 8
									177 A	Abilene Christian	6 5
									188 A	Michigan St.	3 5
									214 N	NJIT	9 9
									214 N	NJIT	4 5
									214 N	NJIT	4 10
									214 N	NJIT	9 10
						233 H	Ohio	3 6	233 H	Ohio	3 6
						233 H	Ohio	2 8	233 H	Ohio	1 6
						130 A	Ball St.	7 5	233 H	Ohio	2 8
						130 A	Ball St.	5 11	233 H	Ohio	2 8
						155 A	A&M-Corpus Christi	2 8	251 A	Oakland	9 10
						155 A	A&M-Corpus Christi	2 7			
						214 N	NJIT	9 10			
						174 A	Marshall	5 8			
						233 H	Ohio	1 6			
						188 A	Michigan St.	3 5			

Non-Div. I Games: Northwestern Ohio 13 3 Concordia (MI) 11 6

Eastern Mich.

RPI	S	Opponent	Score	
251	H	Oakland	8	14
272	A	Northern Ill.	4	9
272	A	Northern Ill.	3	6
272	A	Northern Ill.	3	4
275	H	Bowling Green	4	0
275	H	Bowling Green	4	7
275	H	Bowling Green	3	1

Eastern Mich.

E  
a  
s  
t  
e  
r  
n  
M  
i  
c  
h  
.

E  
a  
s  
t  
e  
r  
n  
M  
i  
c  
h  
.

Average RPI Win:	222	WON-LOST RECORD	WINNING PCT. RANK	LAST 10 GAMES	STRENGTH OF SCHEDULE	OPP. STRENGTH OF SCHEDULE	TEAM RPI	ADJ RPI	CONF. RPI	ADJ CONF. RPI		
Average RPI Loss:	250											
DIV. I ONLY		7-21-1	.25862	276	2-8-0	246	295	287	.39026	287	30	30
DIV. I NON-CONF.		1-5-1	.21429	275	0-1-0	154	298	282	.40116	282	31	31
<hr/>												
TOTALS	RPI 1-25	RPI 26-50		W-L RECORDS		RPI 51-100		RPI 101-150		RPI 150+		
7-21-1	0-0-0	0-0-0		OVERALL		0-0-0		0-0-0		7-21-1		
5-8-1	0-0-0	0-0-0		HOME		0-0-0		0-0-0		5-8-1		
2-13-0	0-0-0	0-0-0		AWAY		0-0-0		0-0-0		2-13-0		
0-0-0	0-0-0	0-0-0		NEUTRAL		0-0-0		0-0-0		0-0-0		
1-5-1	0-0-0	0-0-0		NON-CONFERENCE		0-0-0		0-0-0		1-5-1		
1-2-1	0-0-0	0-0-0		HOME		0-0-0		0-0-0		1-2-1		
0-3-0	0-0-0	0-0-		AWAY		0-0-0		0-0-0		0-3-0		
0-0-0	0-0-0	0-0-0		NEUTRAL		0-0-0		0-0-0		0-0-0		
6-16-0	0-0-0	0-0-0		CONFERENCE		0-0-0		0-0-0		6-16-0		
4-6-0	0-0-0	0-0-0		HOME		0-0-0		0-0-0		4-6-0		
2-10-0	0-0-0	0-0-0		AWAY		0-0-0		0-0-0		2-10-0		
0-0-0	0-0-0	0-0-0		NEUTRAL		0-0-0		0-0-0		0-0-0		
RPI	S	Opponent	Score	RPI	S	Opponent	Score	RPI	S	Opponent	Score	
								184	A	N.C. A&T	3	2
								184	A	N.C. A&T	5	6
								184	A	N.C. A&T	10	4
								189	A	Mercer	1	8
								196	H	Omaha	0	2
								196	H	Omaha	5	4
								196	H	Omaha	3	3
								224	A	Georgia St.	1	5
								245	H	Coppin St.	8	10
								245	H	Coppin St.	10	3
								245	H	Coppin St.	5	11
								245	H	Coppin St.	7	8
								248	H	N.C. Central	4	3
								248	H	N.C. Central	4	1
								248	H	N.C. Central	5	3
								262	A	Charleston So.	3	5
								262	H	Charleston So.	6	7
								263	A	Bethune-Cookman	5	8
								263	A	Bethune-Cookman	9	10
								263	A	Bethune-Cookman	0	13
								267	A	Norfolk St.	7	10
								267	A	Norfolk St.	2	5
								267	A	Norfolk St.	4	6
								224	A	Georgia St.	1	5
								263	A	Bethune-Cookman	9	10
								263	A	Bethune-Cookman	5	8
								263	A	Bethune-Cookman	0	13
								267	A	Norfolk St.	7	10
								267	A	Norfolk St.	2	5
								267	A	Norfolk St.	4	6
								269	A	Florida A&M	0	10
								269	A	Florida A&M	3	6
								269	A	Florida A&M	6	8
								269	A	Florida A&M	5	7
LAST 10 GAMES								267	A	Norfolk St.	2	5
								267	A	Norfolk St.	4	6
								269	A	Florida A&M	0	10
								263	A	Bethune-Cookman	9	10
								263	A	Bethune-Cookman	5	8
								263	A	Bethune-Cookman	0	13

Non-Div. I Games:

Savannah St.

RPI	S	Opponent	Score
269	H	Florida A&M	5 7
269	H	Florida A&M	7 11

Savannah St.

S  
a  
v  
a  
n  
n  
a  
h  
S  
t  
.

S  
a  
v  
a  
n  
n  
a  
h  
S  
t  
.

Average RPI Win: 242		WON-LOST RECORD	WINNING PCT. RANK		LAST 10 GAMES	STRENGTH OF SCHEDULE	OPP. STRENGTH OF SCHEDULE	TEAM RPI	ADJ RPI		CONF. RPI	ADJ CONF. RPI		
Average RPI Loss: 197														
DIV. I ONLY		10-30-0	.25	278	1-9-0	263	260	288	.3877	288	19	18		
DIV. I NON-CONF.		6-16-0	.27273	251	1-2-0	277	289	293	.3784	292	19	19		
<hr/>														
TOTALS		RPI 1-25		RPI 26-50		W-L RECORDS		RPI 51-100		RPI 101-150		RPI 150+		
10-30-0		0-0-0		0-0-0		OVERALL		0-2-0		2-5-0		8-23-0		
7-12-0		0-0-0		0-0-0		HOME		0-1-0		0-0-0		7-11-0		
3-18-0		0-0-0		0-0-0		AWAY		0-1-0		2-5-0		1-12-0		
0-0-0		0-0-0		0-0-0		NEUTRAL		0-0-0		0-0-0		0-0-0		
6-16-0		0-0-0		0-0-0		NON-CONFERENCE		0-2-0		0-1-0		6-13-0		
5-8-0		0-0-0		0-0-0		HOME		0-1-0		0-0-0		5-7-0		
1-8-0		0-0-0		0-0-		AWAY		0-1-0		0-1-0		1-6-0		
0-0-0		0-0-0		0-0-0		NEUTRAL		0-0-0		0-0-0		0-0-0		
4-14-0		0-0-0		0-0-0		CONFERENCE		0-0-0		2-4-0		2-10-0		
2-4-0		0-0-0		0-0-0		HOME		0-0-0		0-0-0		2-4-0		
2-10-0		0-0-0		0-0-0		AWAY		0-0-0		2-4-0		0-6-0		
0-0-0		0-0-0		0-0-0		NEUTRAL		0-0-0		0-0-0		0-0-0		
RPI	S	Opponent	Score	RPI	S	Opponent	Score	RPI	S	Opponent	Score			
						73 H	VCU	6		12	141 A	Gardner-Webb	9	7
						93 A	Virginia	4		13	141 A	Gardner-Webb	3	2
											141 A	Gardner-Webb	5	9
											147 A	James Madison	1	3
											148 A	High Point	2	12
											148 A	High Point	7	8
											148 A	High Point	1	3
											153 A	Radford	4	5
											153 A	Radford	6	11
											153 A	Radford	6	10
											156 H	Winthrop	3	10
											156 H	Winthrop	3	9
											156 H	Winthrop	4	12
											171 H	Army West Point	3	10
											171 H	Army West Point	2	12
											232 H	Albany (NY)	2	13
											232 H	Albany (NY)	8	6
											232 H	Albany (NY)	9	0
											236 A	Hawaii	1	9
											236 A	Hawaii	3	9
											236 A	Hawaii	4	8
											236 A	Hawaii	4	5
											237 A	UNC Asheville	8	11
											237 A	UNC Asheville	3	14
											237 A	UNC Asheville	8	11
											248 A	N.C. Central	6	9
											252 H	Monmouth	3	17
				LAST 10 GAMES										
						153 A	Radford	4		5	295 H	UMES	0	3
						262 H	Charleston So.	7		6	232 H	Albany (NY)	9	0
						262 H	Charleston So.	3		2	171 H	Army West Point	3	10
						295 H	UMES	6		1	267 A	Norfolk St.	5	3
						295 H	UMES	4		3	153 A	Radford	6	11

Non-Div. I Games:

Longwood

RPI	S	Opponent	Score	
262	H	Charleston So.	7	6
262	H	Charleston So.	3	2
262	H	Charleston So.	3	16
266	A	George Mason	3	4
266	H	George Mason	3	4
267	A	Norfolk St.	5	3
267	H	Norfolk St.	4	10
295	H	UMES	6	1
295	H	UMES	4	3
295	H	UMES	0	3
295	H	UMES	4	2

Longwood

L  
o  
n  
g  
w  
o  
o  
d

L  
o  
n  
g  
w  
o  
o  
d

Average RPI Win: 230		WON-LOST RECORD	WINNING PCT. RANK		LAST 10 GAMES	STRENGTH OF SCHEDULE	OPP. STRENGTH OF SCHEDULE	TEAM RPI	ADJ RPI		CONF. RPI	ADJ CONF. RPI			
Average RPI Loss: 214															
DIV. I ONLY		9-25-0	.26471	274	3-7-0	296	253	291	.38104	289	29	29			
DIV. I NON-CONF.		5-16-0	.2381	261	1-3-0	294	219	289	.3923	289	27	27			
<hr/>															
TOTALS		RPI 1-25		RPI 26-50		W-L RECORDS		RPI 51-100		RPI 101-150		RPI 150+			
9-25-0		0-0-0		0-1-0		OVERALL		0-0-0		2-2-0		7-22-0			
2-7-0		0-0-0		0-0-0		HOME		0-0-0		0-0-0		2-7-0			
7-16-0		0-0-0		0-1-0		AWAY		0-0-0		2-1-0		5-14-0			
0-2-0		0-0-0		0-0-0		NEUTRAL		0-0-0		0-1-0		0-1-0			
5-16-0		0-0-0		0-1-0		NON-CONFERENCE		0-0-0		2-2-0		3-13-0			
1-1-0		0-0-0		0-0-0		HOME		0-0-0		0-0-0		1-1-0			
4-13-0		0-0-0		0-0-		AWAY		0-0-0		2-1-0		2-11-0			
0-2-0		0-0-0		0-0-0		NEUTRAL		0-0-0		0-1-0		0-1-0			
4-9-0		0-0-0		0-0-0		CONFERENCE		0-0-0		0-0-0		4-9-0			
1-6-0		0-0-0		0-0-0		HOME		0-0-0		0-0-0		1-6-0			
3-3-0		0-0-0		0-0-0		AWAY		0-0-0		0-0-0		3-3-0			
0-0-0		0-0-0		0-0-0		NEUTRAL		0-0-0		0-0-0		0-0-0			
RPI	S	Opponent	Score	RPI	S	Opponent	Score	RPI	S	Opponent	Score				
				42	A	BYU	5 11			124	A	Cincinnati	8 7		
										124	A	Cincinnati	0 5		
										124	A	Cincinnati	2 1		
										126	N	Utah	6 10		
										166	H	Canisius	0 9		
										183	A	New Mexico	4 7		
										183	A	New Mexico	3 5		
										183	A	New Mexico	3 13		
										183	A	New Mexico	5 3		
										184	A	N.C. A&T	2 6		
										184	A	N.C. A&T	3 4		
										184	A	N.C. A&T	0 6		
										197	A	Binghamton	4 16		
										208	H	Quinnipiac	2 7		
										208	H	Quinnipiac	1 3		
										208	H	Quinnipiac	1 7		
										249	N	Central Conn. St.	4 5		
										252	A	Monmouth	3 9		
										252	A	Monmouth	5 0		
										252	A	Monmouth	3 8		
										270	H	Iona	9 6		
										270	H	Iona	8 9		
										270	H	Iona	0 14		
										274	A	Utah Valley	2 8		
										274	A	Utah Valley	12 8		
										276	H	St. Bonaventure	9 4		
										276	H	St. Bonaventure	6 10		
<hr/>															
LAST 10 GAMES															
				208	H	Quinnipiac	1 3	282	A	Bucknell	1 13	270	H	Iona	0 14
				208	H	Quinnipiac	2 7	282	A	Bucknell	1 7	274	A	Utah Valley	2 8
				208	H	Quinnipiac	1 7	184	A	N.C. A&T	0 6	274	A	Utah Valley	12 8
				166	H	Canisius	0 9	183	A	New Mexico	3 5	276	H	St. Bonaventure	9 4
				42	A	BYU	5 11	283	A	Rider	1 0	276	H	St. Bonaventure	6 10

Non-Div. I Games:

Niagara

RPI	S	Opponent	Score	
282	A	Bucknell	1	7
282	A	Bucknell	1	13
282	A	Bucknell	1	14
283	A	Rider	5	13
283	A	Rider	12	9
283	A	Rider	1	0

Niagara

N  
i  
a  
g  
a  
r  
a

N  
i  
a  
g  
a  
r  
a



Average RPI Win:	236	WON-LOST RECORD	WINNING PCT. RANK	LAST 10 GAMES	STRENGTH OF SCHEDULE	OPP. STRENGTH OF SCHEDULE	TEAM RPI	ADJ RPI	CONF. RPI	ADJ CONF. RPI			
DIV. I ONLY	7-24-0	.22581	291	2-8-0	272	211	290	.38022	290	22	23		
DIV. I NON-CONF.	3-13-0	.1875	280	1-0-0	285	123	296	.36598	296	24	24		
<hr/>													
TOTALS	RPI 1-25	RPI 26-50		W-L RECORDS		RPI 51-100		RPI 101-150		RPI 150+			
7-24-0	0-0-0	0-0-0		OVERALL		0-6-0		1-9-0		6-9-0			
6-4-0	0-0-0	0-0-0		HOME		0-0-0		1-0-0		5-4-0			
1-17-0	0-0-0	0-0-0		AWAY		0-3-0		0-9-0		1-5-0			
0-3-0	0-0-0	0-0-0		NEUTRAL		0-3-0		0-0-0		0-0-0			
<hr/>													
3-13-0	0-0-0	0-0-0		NON-CONFERENCE		0-3-0		1-6-0		2-4-0			
3-1-0	0-0-0	0-0-0		HOME		0-0-0		1-0-0		2-1-0			
0-9-0	0-0-0	0-0-		AWAY		0-0-0		0-6-0		0-3-0			
0-3-0	0-0-0	0-0-0		NEUTRAL		0-3-0		0-0-0		0-0-0			
<hr/>													
4-11-0	0-0-0	0-0-0		CONFERENCE		0-3-0		0-3-0		4-5-0			
3-3-0	0-0-0	0-0-0		HOME		0-0-0		0-0-0		3-3-0			
1-8-0	0-0-0	0-0-0		AWAY		0-3-0		0-3-0		1-2-0			
0-0-0	0-0-0	0-0-0		NEUTRAL		0-0-0		0-0-0		0-0-0			
<hr/>													
RPI	S	Opponent	Score	RPI	S	Opponent	Score	RPI	S	Opponent	Score		
				64 N Washington				2	3	113 A Air Force		6	9
				64 N Washington				1	11	113 A Air Force		0	6
				64 N Washington				8	25	113 H Air Force		5	4
				98 A UTRGV				1	11	129 A Portland		5	8
				98 A UTRGV				0	10	129 A Portland		2	17
				98 A UTRGV				2	3	129 A Portland		8	9
										129 A Portland		0	4
										150 A New Mexico St.		0	5
										150 A New Mexico St.		9	19
										150 A New Mexico St.		9	10
										226 A UC Davis		2	9
										226 A UC Davis		0	12
										226 A UC Davis		2	11
										235 A CSU Bakersfield		4	16
										235 A CSU Bakersfield		2	6
										235 A CSU Bakersfield		9	7
										243 H North Dakota St.		3	1
										243 H North Dakota St.		5	11
										243 H North Dakota St.		7	6
										273 H Chicago St.		5	6
						273 H Chicago St.		15	9				
						273 H Chicago St.		8	5				
						274 H Utah Valley		6	9				
						274 H Utah Valley		4	5				
						274 H Utah Valley		11	10				
<hr/>													
Non-Div. I Games:	Colorado St.-Pueblo	17	7	MSU Denver	2	15	MSU Denver	6	17	Northern Colo.			

Average RPI Win: 250		WON-LOST	WINNING	LAST 10	STRENGTH OF		OPP. STRENGTH	TEAM	ADJ		CONF.	ADJ CONF.
Average RPI Loss: 199		RECORD	PCT. RANK	GAMES	SCHEDULE		OF SCHEDULE	RPI	RPI		RPI	RPI
DIV. I ONLY		8-28-1	.22973	288	256		287	292	.379		27	27
DIV. I NON-CONF.		2-19-1	.11364	291	242		288	298	.3642		28	28
TOTALS		RPI 1-25	RPI 26-50		W-L RECORDS		RPI 51-100		RPI 101-150		RPI 150+	
8-28-1		0-0-0	0-0-0		OVERALL		0-4-0		0-1-0		8-23-1	
6-11-1		0-0-0	0-0-0		HOME		0-0-0		0-0-0		6-11-1	
1-15-0		0-0-0	0-0-0		AWAY		0-4-0		0-1-0		1-10-0	
1-2-0		0-0-0	0-0-0		NEUTRAL		0-0-0		0-0-0		1-2-0	
2-19-1		0-0-0	0-0-0		NON-CONFERENCE		0-1-0		0-1-0		2-17-1	
1-7-1		0-0-0	0-0-0		HOME		0-0-0		0-0-0		1-7-1	
0-10-0		0-0-0	0-0-		AWAY		0-1-0		0-1-0		0-8-0	
1-2-0		0-0-0	0-0-0		NEUTRAL		0-0-0		0-0-0		1-2-0	
6-9-0		0-0-0	0-0-0		CONFERENCE		0-3-0		0-0-0		6-6-0	
5-4-0		0-0-0	0-0-0		HOME		0-0-0		0-0-0		5-4-0	
1-5-0		0-0-0	0-0-0		AWAY		0-3-0		0-0-0		1-2-0	
0-0-0		0-0-0	0-0-0		NEUTRAL		0-0-0		0-0-0		0-0-0	
RPI S	Opponent	Score	RPI S	Opponent	Score	RPI S	Opponent	Score	RPI S	Opponent	Score	
						52 A Bryant	11	12	116 A California Baptist	1	5	
						52 A Bryant	0	13	154 H Dayton	3	3	
						52 A Bryant	6	19	171 N Army West Point	10	5	
						80 A St. John's (NY)	4	11	180 H Fordham	10	22	
									186 A Penn	5	18	
									186 A Penn	4	8	
									186 H Penn	2	16	
									186 H Penn	5	8	
									199 H Seton Hall	1	8	
									199 H Seton Hall	5	10	
									199 H Seton Hall	6	5	
									219 H LIU Brooklyn	17	2	
									219 H LIU Brooklyn	3	5	
									219 H LIU Brooklyn	8	13	
									225 H Sacred Heart	6	5	
									225 H Sacred Heart	5	12	
									225 H Sacred Heart	6	13	
									229 N Dartmouth	1	6	
									229 N Dartmouth	3	4	
									235 A CSU Bakersfield	4	9	
									235 A CSU Bakersfield	2	12	
									235 A CSU Bakersfield	4	5	
									235 A CSU Bakersfield	2	17	
									241 A La Salle	9	19	
									255 A Lehigh	3	8	
									255 H Lehigh	6	20	
									270 H Iona	3	5	
LAST 10 GAMES												
			154 H Dayton	3	3	180 H Fordham	10	22	235 A CSU Bakersfield	2	17	
			199 H Seton Hall	6	5	219 H LIU Brooklyn	8	13	241 A La Salle	9	19	
			186 H Penn	2	16	219 H LIU Brooklyn	17	2	255 A Lehigh	3	8	
			186 A Penn	5	18	219 H LIU Brooklyn	3	5	255 H Lehigh	6	20	
			229 N Dartmouth	3	4	80 A St. John's (NY)	4	11	270 H Iona	3	5	

Non-Div. I Games:

Fairleigh Dickinson

RPI	S	Opponent	Score	
297	A	Mt. St. Mary's	3	11
297	A	Mt. St. Mary's	12	9
297	A	Mt. St. Mary's	7	15
297	H	Mt. St. Mary's	11	10
297	H	Mt. St. Mary's	14	8
297	H	Mt. St. Mary's	14	7

Fairleigh Dickinson

F  
a  
i  
r  
l  
e  
i  
g  
h  
D  
i  
c  
k  
i  
n  
s  
o  
n

F  
a  
i  
r  
l  
e  
i  
g  
h  
D  
i  
c  
k  
i  
n  
s  
o  
n

[illegible]

**Non-Div. I Games:**

Ark.-Pine Bluff

RPI	S	Opponent	Score	
294	N	Alcorn	9	10
296	A	Alabama A&M	13	12
296	A	Alabama A&M	7	3
296	A	Alabama A&M	2	6

Ark.-Pine Bluff

A  
r  
k  
.  
-  
P  
i  
n  
e  
B  
l  
u  
f  
f

A  
r  
k  
.  
-  
P  
i  
n  
e  
B  
l  
u  
f  
f

Average RPI Win: 271		WON-LOST RECORD		WINNING PCT. RANK		LAST 10 GAMES		STRENGTH OF SCHEDULE		OPP. STRENGTH OF SCHEDULE		TEAM RPI		ADJ RPI		CONF. RPI		ADJ CONF. RPI	
DIV. I ONLY		10-24-0		.29412 264		5-5-0		284		283		289		.37487 293		31		31	
DIV. I NON-CONF.		0-12-0		0 297		0-3-0		140		153		292		.3695 295		30		30	
TOTALS		RPI 1-25		RPI 26-50		W-L RECORDS		RPI 51-100		RPI 101-150		RPI 150+							
10-24-0		0-1-0		0-0-0		OVERALL		0-1-0		0-4-0		10-18-0							
5-9-0		0-0-0		0-0-0		HOME		0-0-0		0-1-0		5-8-0							
4-11-0		0-1-0		0-0-0		AWAY		0-1-0		0-1-0		4-8-0							
1-4-0		0-0-0		0-0-0		NEUTRAL		0-0-0		0-2-0		1-2-0							
0-12-0		0-1-0		0-0-0		NON-CONFERENCE		0-1-0		0-4-0		0-6-0							
0-2-0		0-0-0		0-0-0		HOME		0-0-0		0-1-0		0-1-0							
0-7-0		0-1-0		0-0-		AWAY		0-1-0		0-1-0		0-4-0							
0-3-0		0-0-0		0-0-0		NEUTRAL		0-0-0		0-2-0		0-1-0							
10-12-0		0-0-0		0-0-0		CONFERENCE		0-0-0		0-0-0		10-12-0							
5-7-0		0-0-0		0-0-0		HOME		0-0-0		0-0-0		5-7-0							
4-4-0		0-0-0		0-0-0		AWAY		0-0-0		0-0-0		4-4-0							
1-1-0		0-0-0		0-0-0		NEUTRAL		0-0-0		0-0-0		1-1-0							
RPI	S	Opponent	Score		RPI	S	Opponent	Score		RPI	S	Opponent	Score		RPI	S	Opponent	Score	
13	A	Texas A&M	1	9						88	A	Incarnate Word	3	16	128	N	Central Mich.	3	12
															128	N	Central Mich.	2	15
															137	A	Rice	5	25
															145	H	SFA	5	8
															155	A	A&M-Corpus Christi	5	8
															155	H	A&M-Corpus Christi	9	17
															178	N	Eastern Ky.	1	11
															200	A	Lamar University	6	7
															207	A	Houston Baptist	3	10
															207	A	Houston Baptist	5	21
															210	A	Southern U.	4	26
															210	A	Southern U.	5	8
															210	A	Southern U.	10	6
															239	H	Texas Southern	5	3
															239	H	Texas Southern	5	7
															239	H	Texas Southern	2	34
															253	A	Grambling	4	8
															253	A	Grambling	4	7
															253	A	Grambling	10	7
															253	H	Grambling	11	13
															253	H	Grambling	1	9
															253	H	Grambling	18	15
															253	A	Grambling	4	8
															265	N	Alabama St.	9	10
															292	A	Ark.-Pine Bluff	4	3
															292	A	Ark.-Pine Bluff	11	8
															292	H	Ark.-Pine Bluff	9	7
															292	H	Ark.-Pine Bluff	2	17
Non-Div. I Games:		Huston-Tillotson		9 3		Texas Col.		13 12		Texas Col.		9 4		Jarvis Christian		4 10			
		Jarvis Christian		14 7		Houston-Victoria		10 9		Houston-Victoria		4 7		Huston-Tillotson		Prairie View			

Prairie View

Average RPI Win: 286		WON-LOST RECORD	WINNING PCT. RANK		LAST 10 GAMES	STRENGTH OF SCHEDULE	OPP. STRENGTH OF SCHEDULE	TEAM RPI	ADJ RPI		CONF. RPI	ADJ CONF. RPI
Average RPI Loss: 247												
DIV. I ONLY		9-25-0	.26471	274	4-6-0	292	297	294	.37156	294	31	31
DIV. I NON-CONF.		2-6-0	.25	256	0	247	256	248	.43805	247	30	30
<hr/>												
TOTALS		RPI 1-25		RPI 26-50		W-L RECORDS		RPI 51-100		RPI 101-150		RPI 150+
9-25-0		0-0-0		0-0-0		OVERALL		0-1-0		0-1-0		9-23-0
2-6-0		0-0-0		0-0-0		HOME		0-0-0		0-0-0		2-6-0
6-17-0		0-0-0		0-0-0		AWAY		0-1-0		0-1-0		6-15-0
1-2-0		0-0-0		0-0-0		NEUTRAL		0-0-0		0-0-0		1-2-0
2-6-0		0-0-0		0-0-0		NON-CONFERENCE		0-1-0		0-1-0		2-4-0
0-0-0		0-0-0		0-0-0		HOME		0-0-0		0-0-0		0-0-0
2-6-0		0-0-0		0-0-		AWAY		0-1-0		0-1-0		2-4-0
0-0-0		0-0-0		0-0-0		NEUTRAL		0-0-0		0-0-0		0-0-0
7-19-0		0-0-0		0-0-0		CONFERENCE		0-0-0		0-0-0		7-19-0
2-6-0		0-0-0		0-0-0		HOME		0-0-0		0-0-0		2-6-0
4-11-0		0-0-0		0-0-0		AWAY		0-0-0		0-0-0		4-11-0
1-2-0		0-0-0		0-0-0		NEUTRAL		0-0-0		0-0-0		1-2-0
RPI	S	Opponent	Score	RPI	S	Opponent	Score	RPI	S	Opponent	Score	
								82	A	Southeastern La.	3	13
								123	A	McNeese	1	8
								170	A	Nicholls St.	5	25
								170	A	Nicholls St.	1	10
								210	A	Southern U.	1	11
								210	N	Southern U.	9	12
								253	A	Grambling	7	8
								253	H	Grambling	7	14
								265	A	Alabama St.	6	14
								265	A	Alabama St.	2	21
								265	A	Alabama St.	15	23
								265	A	Alabama St.	1	13
								265	H	Alabama St.	6	10
								265	H	Alabama St.	5	10
								268	A	Jackson St.	18	4
								268	A	Jackson St.	4	9
								268	A	Jackson St.	1	13
								269	A	Florida A&M	7	8
								269	A	Florida A&M	7	11
								269	A	Florida A&M	5	4
								269	A	Florida A&M	8	7
								284	H	Mississippi Val.	2	14
								284	H	Mississippi Val.	2	9
								284	H	Mississippi Val.	5	15
								292	N	Ark.-Pine Bluff	10	9
								293	A	Prairie View	12	1
								293	A	Prairie View	11	9
								293	A	Prairie View	6	12
Non-Div. I Games: Tougaloo			12	4	Tougaloo			6	4	Alcorn		



RPI	S	Opponent	Score	
293	N	Prairie View	3	10
296	A	Alabama A&M	2	11
296	A	Alabama A&M	5	7
296	A	Alabama A&M	4	1
296	H	Alabama A&M	10	9
296	H	Alabama A&M	8	4

Alcorn

Average RPI Win: 267		WON-LOST RECORD	WINNING PCT. RANK		LAST 10 GAMES		STRENGTH OF SCHEDULE		OPP. STRENGTH OF SCHEDULE		TEAM RPI	ADJ RPI		CONF. RPI	ADJ CONF. RPI	
Average RPI Loss: 239			10-33-0	.23256 287	1-9-0	269	299	295	.36942 295	30	30					
DIV. I ONLY		6-19-0	.24 260	0-2-0	261	297	291	.38268 291	31	31						
DIV. I NON-CONF.																
TOTALS		RPI 1-25		RPI 26-50		W-L RECORDS		RPI 51-100		RPI 101-150		RPI 150+				
10-33-0		0-0-0		0-0-0		OVERALL		0-0-0		0-0-0		10-33-0				
6-13-0		0-0-0		0-0-0		HOME		0-0-0		0-0-0		6-13-0				
4-18-0		0-0-0		0-0-0		AWAY		0-0-0		0-0-0		4-18-0				
0-2-0		0-0-0		0-0-0		NEUTRAL		0-0-0		0-0-0		0-2-0				
6-19-0		0-0-0		0-0-0		NON-CONFERENCE		0-0-0		0-0-0		6-19-0				
3-7-0		0-0-0		0-0-0		HOME		0-0-0		0-0-0		3-7-0				
3-10-0		0-0-0		0-0-		AWAY		0-0-0		0-0-0		3-10-0				
0-2-0		0-0-0		0-0-0		NEUTRAL		0-0-0		0-0-0		0-2-0				
4-14-0		0-0-0		0-0-0		CONFERENCE		0-0-0		0-0-0		4-14-0				
3-6-0		0-0-0		0-0-0		HOME		0-0-0		0-0-0		3-6-0				
1-8-0		0-0-0		0-0-0		AWAY		0-0-0		0-0-0		1-8-0				
0-0-0		0-0-0		0-0-0		NEUTRAL		0-0-0		0-0-0		0-0-0				
RPI S	Opponent	Score	RPI S	Opponent	Score	RPI S	Opponent	Score	RPI S	Opponent	Score					
									158 A	Wofford	0	9				
									158 A	Wofford	5	13				
									178 A	Eastern Ky.	1	16				
									178 A	Eastern Ky.	1	5				
									178 N	Eastern Ky.	4	6				
									178 N	Eastern Ky.	8	27				
									180 H	Fordham	1	4				
									180 H	Fordham	1	2				
									180 H	Fordham	2	7				
									180 H	Fordham	6	4				
									221 A	UMBC	1	6				
									241 A	La Salle	4	13				
									245 A	Coppin St.	5	17				
									245 A	Coppin St.	2	12				
									245 A	Coppin St.	2	9				
									245 H	Coppin St.	4	5				
									245 H	Coppin St.	1	8				
									245 H	Coppin St.	3	2				
									252 H	Monmouth	0	3				
									252 H	Monmouth	3	11				
									255 H	Lehigh	5	1				
									255 H	Lehigh	1	13				
									256 A	George Washington	3	15				
									267 A	Norfolk St.	5	24				
									267 A	Norfolk St.	8	12				
									267 A	Norfolk St.	4	20				
									267 H	Norfolk St.	6	9				
LAST 10 GAMES									255 H	Lehigh	1	13				
			278 A	Delaware St.	5	11	245 H	Coppin St.	3	2	256 A	George Washington	3	15		
			278 A	Delaware St.	12	8	178 A	Eastern Ky.	1	16	267 A	Norfolk St.	5	24		
			267 A	Norfolk St.	5	24	288 A	Longwood	1	6	267 A	Norfolk St.	8	12		
			267 A	Norfolk St.	4	20	288 A	Longwood	3	4	267 A	Norfolk St.	4	20		
			245 H	Coppin St.	4	5	288 A	Longwood	3	0	267 H	Norfolk St.	6	9		

Non-Div. I Games:

UMES

RPI	S	Opponent	Score	
267	H	Norfolk St.	18	14
267	H	Norfolk St.	3	2
278	A	Delaware St.	5	15
278	A	Delaware St.	12	8
278	A	Delaware St.	5	11
278	H	Delaware St.	2	6
278	H	Delaware St.	2	9
278	H	Delaware St.	5	10
288	A	Longwood	1	6
288	A	Longwood	2	4
288	A	Longwood	3	4
288	A	Longwood	3	0
297	A	Mt. St. Mary's	4	3
297	A	Mt. St. Mary's	15	12
297	H	Mt. St. Mary's	7	6
297	H	Mt. St. Mary's	5	16

UMES

U  
M  
E  
S

U  
M  
E  
S

Average RPI Win: 268		WON-LOST	WINNING	LAST 10	STRENGTH OF		OPP. STRENGTH	TEAM	ADJ	CONF.	ADJ CONF.							
Average RPI Loss: 223		RECORD	PCT. RANK	GAMES	SCHEDULE		OF SCHEDULE	RPI	RPI	RPI	RPI							
DIV. I ONLY		13-31-0	.29545	263	1-9-0		294	286	296	.36781	296	31	31					
DIV. I NON-CONF.		3-18-0	.14286	288	0-4-0		286	242	297	.36587	297	30	30					
TOTALS		RPI 1-25	RPI 26-50		W-L RECORDS		RPI 51-100		RPI 101-150		RPI 150+							
13-31-0		0-3-0	0-0-0		OVERALL		0-2-0		0-1-0		13-25-0							
7-15-0		0-0-0	0-0-0		HOME		0-0-0		0-0-0		7-15-0							
6-16-0		0-3-0	0-0-0		AWAY		0-2-0		0-1-0		6-10-0							
0-0-0		0-0-0	0-0-0		NEUTRAL		0-0-0		0-0-0		0-0-0							
3-18-0		0-3-0	0-0-0		NON-CONFERENCE		0-2-0		0-1-0		3-12-0							
0-7-0		0-0-0	0-0-0		HOME		0-0-0		0-0-0		0-7-0							
3-11-0		0-3-0	0-0-		AWAY		0-2-0		0-1-0		3-5-0							
0-0-0		0-0-0	0-0-0		NEUTRAL		0-0-0		0-0-0		0-0-0							
10-13-0		0-0-0	0-0-0		CONFERENCE		0-0-0		0-0-0		10-13-0							
7-8-0		0-0-0	0-0-0		HOME		0-0-0		0-0-0		7-8-0							
3-5-0		0-0-0	0-0-0		AWAY		0-0-0		0-0-0		3-5-0							
0-0-0		0-0-0	0-0-0		NEUTRAL		0-0-0		0-0-0		0-0-0							
RPI	S	Opponent	Score		RPI	S	Opponent	Score		RPI	S	Opponent	Score					
15	A	Auburn	1	10						118	A	Samford	2	4				
15	A	Auburn	2	10						165	A	UAB	16	8				
25	A	Missouri	5	13						189	A	Mercer	0	21				
										189	A	Mercer	1	10				
										189	A	Mercer	7	8				
										218	A	UT Martin	3	8				
										218	H	UT Martin	3	12				
										246	H	Butler	1	6				
										257	A	Tennessee Tech	8	28				
										257	H	Tennessee Tech	2	23				
										263	A	Bethune-Cookman	8	2				
										263	A	Bethune-Cookman	7	4				
										265	A	Alabama St.	5	6				
										265	A	Alabama St.	1	11				
										265	A	Alabama St.	5	4				
										265	H	Alabama St.	2	4				
										265	H	Alabama St.	13	6				
										265	H	Alabama St.	8	12				
										268	A	Jackson St.	5	4				
										268	A	Jackson St.	6	11				
										268	A	Jackson St.	5	0				
										268	H	Jackson St.	5	12				
										268	H	Jackson St.	6	11				
										268	H	Jackson St.	3	16				
										284	H	Mississippi Val.	6	0				
										284	H	Mississippi Val.	6	2				
										284	H	Mississippi Val.	11	6				
LAST 10 GAMES				298	H	Purdue Fort Wayne	4	5	257	A	Tennessee Tech	8	28	268	H	Jackson St.	3	16
				118	A	Samford	2	4	268	H	Jackson St.	5	12	268	H	Jackson St.	5	12
				265	H	Alabama St.	8	12	268	H	Jackson St.	6	11	284	H	Mississippi Val.	6	0
				265	H	Alabama St.	13	6	268	H	Jackson St.	6	11	284	H	Mississippi Val.	6	2
				265	H	Alabama St.	2	4	100	A	Morehead St.	5	11	284	H	Mississippi Val.	11	6

Non-Div. I Games:

Alabama A&amp;M

RPI	S	Opponent	Score	
292	H	Ark.-Pine Bluff	6	2
292	H	Ark.-Pine Bluff	12	13
292	H	Ark.-Pine Bluff	3	7
294	A	Alcorn	9	10
294	A	Alcorn	4	8
294	H	Alcorn	7	5
294	H	Alcorn	11	2
294	H	Alcorn	1	4
298	H	Purdue Fort Wayne	2	10
298	H	Purdue Fort Wayne	8	9
298	H	Purdue Fort Wayne	5	6
298	H	Purdue Fort Wayne	4	5

Alabama A&M

A  
l  
a  
b  
a  
m  
a  
A  
&  
M

A  
l  
a  
b  
a  
m  
a  
A  
&  
M



RPI	S	Opponent	Score	
282	H	Bucknell	16	7
285	N	Villanova	19	16
291	A	Fairleigh Dickinson	7	14
291	A	Fairleigh Dickinson	8	14
291	A	Fairleigh Dickinson	10	11
291	H	Fairleigh Dickinson	11	3
291	H	Fairleigh Dickinson	9	12
291	H	Fairleigh Dickinson	15	7
295	A	UMES	16	5
295	A	UMES	6	7
295	H	UMES	12	15
295	H	UMES	3	4

M  
t  
.  
S  
t  
.  
M  
a  
r  
y  
.  
s

M  
t  
.  
S  
t  
.  
M  
a  
r  
y  
.  
s

Mt. St. Mary's

Average RPI Win:	296	WON-LOST	WINNING	LAST 10	STRENGTH OF	OPP. STRENGTH	TEAM	ADJ	CONF.	ADJ CONF.										
Average RPI Loss:	222	RECORD	PCT. RANK	GAMES	SCHEDULE	OF SCHEDULE	RPI	RPI	RPI	RPI										
DIV. I ONLY		4-32-0	.11111	298	0-10-0	248	298	298	.36295	298	28	28								
DIV. I NON-CONF.		4-14-0	.22222	272	0-2-0	267	299	285	.39715	285	29	29								
<hr/>																				
TOTALS	RPI 1-25	RPI 26-50		W-L RECORDS		RPI 51-100		RPI 101-150		RPI 150+										
4-32-0	0-0-0	0-0-0		OVERALL		0-0-0		0-2-0		4-30-0										
0-11-0	0-0-0	0-0-0		HOME		0-0-0		0-0-0		0-11-0										
4-21-0	0-0-0	0-0-0		AWAY		0-0-0		0-2-0		4-19-0										
0-0-0	0-0-0	0-0-0		NEUTRAL		0-0-0		0-0-0		0-0-0										
<hr/>																				
4-14-0	0-0-0	0-0-0		NON-CONFERENCE		0-0-0		0-2-0		4-12-0										
0-2-0	0-0-0	0-0-0		HOME		0-0-0		0-0-0		0-2-0										
4-12-0	0-0-0	0-0-		AWAY		0-0-0		0-2-0		4-10-0										
0-0-0	0-0-0	0-0-0		NEUTRAL		0-0-0		0-0-0		0-0-0										
<hr/>																				
0-18-0	0-0-0	0-0-0		CONFERENCE		0-0-0		0-0-0		0-18-0										
0-9-0	0-0-0	0-0-0		HOME		0-0-0		0-0-0		0-9-0										
0-9-0	0-0-0	0-0-0		AWAY		0-0-0		0-0-0		0-9-0										
0-0-0	0-0-0	0-0-0		NEUTRAL		0-0-0		0-0-0		0-0-0										
<hr/>																				
RPI	S	Opponent	Score	RPI	S	Opponent	Score	RPI	S	Opponent	Score									
								130	A	Ball St.	11	12								
								130	A	Ball St.	6	11								
								154	A	Dayton	3	9								
								193	H	South Dakota St.	0	8								
								193	H	South Dakota St.	2	12								
								193	H	South Dakota St.	4	5								
								196	A	Omaha	0	26								
								196	A	Omaha	1	6								
								196	A	Omaha	4	11								
								196	H	Omaha	0	5								
								196	H	Omaha	2	13								
								196	H	Omaha	2	4								
								202	H	Toledo	7	11								
								205	A	Oral Roberts	4	20								
								205	A	Oral Roberts	5	7								
								205	A	Oral Roberts	3	13								
								243	H	North Dakota St.	8	17								
								243	H	North Dakota St.	4	5								
								243	H	North Dakota St.	0	7								
								246	A	Butler	3	18								
								246	A	Butler	1	7								
								246	A	Butler	0	16								
								LAST 10 GAMES								246	A	Butler	0	16
								196	H	Omaha	2	13	193	H	South Dakota St.	2	12	259	A	Western Ill.
259	A	Western Ill.	0	10	193	H	South Dakota St.	4	5	259	A	Western Ill.	0	10						
259	A	Western Ill.	2	4	271	A	Southeast Mo. St.	1	14	259	A	Western Ill.	2	4						
243	H	North Dakota St.	4	5	271	A	Southeast Mo. St.	1	10	265	A	Alabama St.	9	10						
243	H	North Dakota St.	8	17	296	A	Alabama A&M	5	4	265	A	Alabama St.	7	14						

<b>Non-Div. I Games:</b>	<b>Goshen</b>	<b>11</b>	<b>9</b>
--------------------------	---------------	-----------	----------

Purdue Fort Wayne



RPI	S	Opponent	Score	
265	A	Alabama St.	1	7
271	A	Southeast Mo. St.	1	14
271	A	Southeast Mo. St.	4	12
271	A	Southeast Mo. St.	1	10
275	H	Bowling Green	4	10
296	A	Alabama A&M	6	5
296	A	Alabama A&M	9	8
296	A	Alabama A&M	10	2
296	A	Alabama A&M	5	4

Purdue Fort Wayne

P  
u  
r  
d  
u  
e  
F  
o  
r  
t  
W  
a  
y  
n  
e

P  
u  
r  
d  
u  
e  
F  
o  
r  
t  
W  
a  
y  
n  
e

Average RPI Win:	268	WON-LOST RECORD	WINNING PCT. RANK	LAST 10 GAMES	STRENGTH OF SCHEDULE	OPP. STRENGTH OF SCHEDULE	TEAM RPI	ADJ RPI	CONF. RPI	ADJ CONF. RPI		
DIV. I ONLY		2-32-0	.05882	299	1-9-0	242	294	299	.34109	299	29	29
DIV. I NON-CONF.		0-19-0	0	297	0-3-0	221	293	299	.3404	299	27	27
<hr/>												
TOTALS	RPI 1-25	RPI 26-50		W-L RECORDS		RPI 51-100		RPI 101-150		RPI 150+		
2-32-0	0-0-0	0-0-0		OVERALL		0-1-0		0-2-0		2-29-0		
2-10-0	0-0-0	0-0-0		HOME		0-0-0		0-0-0		2-10-0		
0-17-0	0-0-0	0-0-0		AWAY		0-1-0		0-0-0		0-16-0		
0-5-0	0-0-0	0-0-0		NEUTRAL		0-0-0		0-2-0		0-3-0		
<hr/>												
0-19-0	0-0-0	0-0-0		NON-CONFERENCE		0-1-0		0-2-0		0-16-0		
0-3-0	0-0-0	0-0-0		HOME		0-0-0		0-0-0		0-3-0		
0-11-0	0-0-0	0-0-		AWAY		0-1-0		0-0-0		0-10-0		
0-5-0	0-0-0	0-0-0		NEUTRAL		0-0-0		0-2-0		0-3-0		
<hr/>												
2-13-0	0-0-0	0-0-0		CONFERENCE		0-0-0		0-0-0		2-13-0		
2-7-0	0-0-0	0-0-0		HOME		0-0-0		0-0-0		2-7-0		
0-6-0	0-0-0	0-0-0		AWAY		0-0-0		0-0-0		0-6-0		
0-0-0	0-0-0	0-0-0		NEUTRAL		0-0-0		0-0-0		0-0-0		
<hr/>												
RPI	S	Opponent	Score	RPI	S	Opponent	Score	RPI	S	Opponent	Score	
								80	A	St. John's (NY)	5	7

Non-Div. I Games:

Saint Peter's

Saint Peter's