

Average RPI Win:	92	WON-LOST RECORD	WINNING PCT. RANK	LAST 10 GAMES	STRENGTH OF SCHEDULE	OPP. STRENGTH OF SCHEDULE	TEAM RPI	ADJ RPI	CONF. RPI	ADJ CONF. RPI		
DIV. I ONLY		39-2-0	.95122	1	9-1-0	68	2	1	.64196	1	1	1
DIV. I NON-CONF.		21-0-0	1	1	3-1-0	113	28	1	.63963	1	1	1
<hr/>												
TOTALS	RPI 1-25	RPI 26-50		W-L RECORDS		RPI 51-100		RPI 101-150		RPI 150+		
39-2-0	7-2-0	10-1-0		OVERALL		10-0-0		2-0-0		10-0-0		
28-2-0	4-2-0	7-1-0		HOME		5-0-0		2-0-0		10-0-0		
8-0-0	3-0-0	1-0-0		AWAY		4-0-0		0-0-0		0-0-0		
3-0-0	0-0-0	2-0-0		NEUTRAL		1-0-0		0-0-0		0-0-0		
21-0-0	0-0-0	7-1-0		NON-CONFERENCE		4-0-0		2-0-0		8-0-0		
16-1-0	0-0-0	4-1-0		HOME		2-0-0		2-0-0		8-0-0		
2-0-0	0-0-0	1-0-		AWAY		1-0-0		0-0-0		0-0-0		
3-0-0	0-0-0	2-0-0		NEUTRAL		1-0-0		0-0-0		0-0-0		
18-2-0	7-2-0	3-0-0		CONFERENCE		6-0-0		0-0-0		2-0-0		
12-2-0	4-2-0	3-0-0		HOME		3-0-0		0-0-0		2-0-0		
6-0-0	3-0-0	0-0-0		AWAY		3-0-0		0-0-0		0-0-0		
0-0-0	0-0-0	0-0-0		NEUTRAL		0-0-0		0-0-0		0-0-0		
RPI	S	Opponent	Score	RPI	S	Opponent	Score	RPI	S	Opponent	Score	
12	H	Miami (FL)	1 4	26	A	UNC Wilmington	10 0	55	A	Wake Forest	4 0	
12	H	Miami (FL)	14 2	26	H	UNC Wilmington	8 9	55	A	Wake Forest	20 6	
12	H	Miami (FL)	4 1	34	N	Texas A&M	14 2	55	A	Wake Forest	6 2	
13	H	Clemson	10 3	43	H	Coastal Caro.	7 1	61	H	Duke	7 1	
13	H	Clemson	6 2	43	H	Coastal Caro.	5 1	61	H	Duke	10 1	
13	H	Clemson	4 5	45	N	Rice	2 1	61	H	Duke	4 1	
15	A	Virginia Tech	21 8	49	H	Maryland	12 4	70	A	Elon	15 3	
15	A	Virginia Tech	9 8	49	H	Maryland	8 4	70	H	Elon	14 5	
15	A	Virginia Tech	3 0	49	H	Maryland	5 3	87	N	California	11 5	
				50	H	Seton Hall	1 0	100	H	Liberty	7 5	
				50	H	Seton Hall	17 2					

Non-Div. I Games:

North Carolina

Average RPI Win: 106		WON-LOST RECORD	WINNING PCT. RANK	LAST 10 GAMES	STRENGTH OF SCHEDULE	OPP. STRENGTH OF SCHEDULE	TEAM RPI	ADJ RPI		CONF. RPI	ADJ CONF. RPI						
Average RPI Loss: 42																	
DIV. I ONLY		37-4-0	.90244	2	8-2-0	74	14	2	.63175	2	2	2					
DIV. I NON-CONF.		22-1-0	.95652	2	3-0-0	219	30	9	.59826	9	2	2					
<hr/>																	
TOTALS		RPI 1-25		RPI 26-50		W-L RECORDS		RPI 51-100		RPI 101-150		RPI 150+					
37-4-0		2-1-0		12-1-0		OVERALL		5-2-0		10-0-0		8-0-0					
25-1-0		0-0-0		9-0-0		HOME		3-1-0		6-0-0		7-0-0					
11-3-0		2-1-0		3-1-0		AWAY		2-1-0		4-0-0		0-0-0					
1-0-0		0-0-0		0-0-0		NEUTRAL		0-0-0		0-0-0		1-0-0					
<hr/>																	
22-1-0		0-0-0		4-0-0		NON-CONFERENCE		3-1-0		7-0-0		8-0-0					
19-1-0		0-0-0		3-0-0		HOME		3-1-0		6-0-0		7-0-0					
2-0-0		0-0-0		1-0-		AWAY		0-0-0		1-0-0		0-0-0					
1-0-0		0-0-0		0-0-0		NEUTRAL		0-0-0		0-0-0		1-0-0					
<hr/>																	
15-3-0		2-1-0		8-1-0		CONFERENCE		2-1-0		3-0-0		0-0-0					
6-0-0		0-0-0		6-0-0		HOME		0-0-0		0-0-0		0-0-0					
9-3-0		2-1-0		2-1-0		AWAY		2-1-0		3-0-0		0-0-0					
0-0-0		0-0-0		0-0-0		NEUTRAL		0-0-0		0-0-0		0-0-0					
<hr/>																	
RPI	S	Opponent		Score		RPI	S	Opponent		Score		RPI	S	Opponent		Score	
10	A	Mississippi St.		6 4		27	H	Kentucky		9 1		60	A	Arkansas		5 3	
10	A	Mississippi St.		2 10		27	H	Kentucky		11 1		60	A	Arkansas		3 8	
10	A	Mississippi St.		7 3		27	H	Kentucky		11 4		60	A	Arkansas		6 2	
						29	A	La.-Lafayette		11 2		65	H	BYU		6 5	
						33	A	Alabama		11 8		65	H	BYU		4 9	
						33	A	Alabama		5 0		68	H	Lamar		8 1	
						33	A	Alabama		3 4		79	H	Southeastern La.		13 1	
						37	H	Auburn		5 1							
						37	H	Auburn		9 4							
						37	H	Auburn		8 2							
						49	H	Maryland		5 1							
						49	H	Maryland		1 0							
						49	H	Maryland		14 3							
<hr/>																	
LAST 10 GAMES																	
						33	A	Alabama		3 4		60	A	Arkansas		3 8	
						33	A	Alabama		11 8		60	A	Arkansas		6 2	
						33	A	Alabama		5 0		229	H	Southern U.		16 2	
						282	H	Grambling		4 0		229	N	Southern U.		11 2	
						60	A	Arkansas		5 3		27	H	Kentucky		11 4	

Non-Div. I Games:

LSU

Average RPI Win: 107		WON-LOST	WINNING	LAST 10	STRENGTH OF		OPP. STRENGTH	TEAM	ADJ	CONF.	ADJ CONF.
Average RPI Loss: 40		RECORD	PCT. RANK	GAMES	SCHEDULE		OF SCHEDULE	RPI	RPI	RPI	RPI
DIV. I ONLY		35-6-0	.85366	3	7-3-0		40	13	3	.62546	3
DIV. I NON-CONF.		19-1-0	.95	3	2-1-0		266	93	26	.5751	26
TOTALS		RPI 1-25	RPI 26-50		W-L RECORDS		RPI 51-100		RPI 101-150		RPI 150+
35-6-0		11-4-0	3-1-0		OVERALL		8-0-0		2-1-0		12-0-0
26-3-0		8-1-0	3-1-0		HOME		2-0-0		2-1-0		12-0-0
9-3-0		3-3-0	0-0-0		AWAY		6-0-0		0-0-0		0-0-0
0-0-0		0-0-0	0-0-0		NEUTRAL		0-0-0		0-0-0		0-0-0
19-1-0		0-0-0	1-0-0		NON-CONFERENCE		5-0-0		2-1-0		12-0-0
17-1-0		0-0-0	1-0-0		HOME		2-0-0		2-1-0		12-0-0
3-0-0		0-0-0	0-0-		AWAY		3-0-0		0-0-0		0-0-0
0-0-0		0-0-0	0-0-0		NEUTRAL		0-0-0		0-0-0		0-0-0
16-5-0		11-4-0	2-1-0		CONFERENCE		3-0-0		0-0-0		0-0-0
10-2-0		8-1-0	2-1-0		HOME		0-0-0		0-0-0		0-0-0
6-3-0		3-3-0	0-0-0		AWAY		3-0-0		0-0-0		0-0-0
0-0-0		0-0-0	0-0-0		NEUTRAL		0-0-0		0-0-0		0-0-0
RPI S	Opponent	Score	RPI S	Opponent	Score	RPI S	Opponent	Score	RPI S	Opponent	Score
7 H	Florida St.	2 0	30 H	William & Mary	11 2	55 A	Wake Forest	9 7	104 H	Towson	7 1
7 H	Florida St.	9 2	49 H	Maryland	7 6	55 A	Wake Forest	7 6	119 H	Radford	8 9
7 H	Florida St.	5 2	49 H	Maryland	2 4	55 A	Wake Forest	8 6	143 H	VMI	8 6
8 H	North Carolina St.	8 2	49 H	Maryland	5 0	78 A	East Carolina	14 4	159 H	Richmond	6 2
8 H	North Carolina St.	4 3				78 A	East Carolina	13 9	199 H	Toledo	6 3
8 H	North Carolina St.	6 3				88 H	Old Dominion	10 9	199 H	Toledo	5 0
12 H	Miami (FL)	15 4				100 A	Liberty	2 0	199 H	Toledo	15 0
12 H	Miami (FL)	8 1				100 H	Liberty	7 2	212 H	Bucknell	12 4
12 H	Miami (FL)	3 4							212 H	Bucknell	9 1
13 A	Clemson	6 7							239 H	Saint Peter's	9 1
13 A	Clemson	6 5							264 H	George Washington	11 0
13 A	Clemson	8 5							267 H	Yale	14 3
22 A	Georgia Tech	1 2							267 H	Yale	10 0
22 A	Georgia Tech	7 2							268 H	Harvard	3 0
22 A	Georgia Tech	2 3							268 H	Harvard	11 5
LAST 10 GAMES											
159 H	Richmond	6 2	22 A	Georgia Tech	2 3						
7 H	Florida St.	5 2	22 A	Georgia Tech	7 2						
7 H	Florida St.	2 0	22 A	Georgia Tech	1 2						
7 H	Florida St.	9 2	119 H	Radford	8 9						
88 H	Old Dominion	10 9	55 A	Wake Forest	9 7						

Non-Div. I Games:

Virginia

Average RPI Win:		109	WON-LOST RECORD		WINNING PCT. RANK		LAST 10 GAMES		STRENGTH OF SCHEDULE		OPP. STRENGTH OF SCHEDULE		TEAM RPI		ADJ RPI		CONF. RPI		ADJ CONF. RPI					
DIV. I ONLY			35-6-0		.85366		3		8-2-0		56		26		4		.62031		4		2		2	
DIV. I NON-CONF.			19-4-0		.82609		16		2-1-0		31		188		7		.6048		7		2		2	
TOTALS		RPI 1-25		RPI 26-50				W-L RECORDS				RPI 51-100				RPI 101-150				RPI 150+				
35-6-0		8-2-0		4-0-0				OVERALL				4-1-0				10-3-0				10-0-0				
24-3-0		2-1-0		1-0-0				HOME				4-0-0				7-2-0				10-0-0				
11-3-0		6-1-0		3-0-0				AWAY				0-1-0				3-1-0				0-0-0				
0-0-0		0-0-0		0-0-0				NEUTRAL				0-0-0				0-0-0				0-0-0				
19-4-0		3-1-0		1-0-0				NON-CONFERENCE				1-1-0				5-2-0				10-0-0				
16-2-0		0-0-0		1-0-0				HOME				1-0-0				4-2-0				10-0-0				
4-2-0		3-1-0		0-0-				AWAY				0-1-0				1-0-0				0-0-0				
0-0-0		0-0-0		0-0-0				NEUTRAL				0-0-0				0-0-0				0-0-0				
16-2-0		5-1-0		3-0-0				CONFERENCE				3-0-0				5-1-0				0-0-0				
8-1-0		2-1-0		0-0-0				HOME				3-0-0				3-0-0				0-0-0				
8-1-0		3-0-0		3-0-0				AWAY				0-0-0				2-1-0				0-0-0				
0-0-0		0-0-0		0-0-0				NEUTRAL				0-0-0				0-0-0				0-0-0				
RPI	S	Opponent		Score		RPI	S	Opponent		Score		RPI	S	Opponent		Score		RPI	S	Opponent		Score		
9	A	Oregon		4	1	32	H	Central Ark.		10	2	53	A	Middle Tenn.		1	4	115	H	Missouri		12	1	
9	A	Oregon		4	2	37	A	Auburn		8	1	53	H	Middle Tenn.		12	3	115	H	Missouri		16	4	
9	A	Oregon		5	7	37	A	Auburn		8	6	75	H	Tennessee		12	8	115	H	Missouri		11	5	
18	H	Florida		1	7	37	A	Auburn		5	2	75	H	Tennessee		4	3	116	A	Belmont		9	3	
18	H	Florida		6	1							75	H	Tennessee		8	3	124	H	Arkansas St.		7	3	
18	H	Florida		5	4													127	H	Tennessee Tech		9	10	
19	A	Ole Miss		3	1													138	H	Long Beach St.		12	2	
19	A	Ole Miss		2	1													138	H	Long Beach St.		10	4	
19	A	Ole Miss		7	6													138	H	Long Beach St.		9	13	
24	A	Louisville		10	2													146	A	Georgia		1	3	
																		146	A	Georgia		5	1	
																		146	A	Georgia		15	4	
																		147	H	Buffalo		4	2	
																		162	H	Monmouth		13	1	
																		162	H	Monmouth		5	1	
																		162	H	Monmouth		11	1	
																		182	H	Eastern Ill.		8	3	
																		207	H	Lipscomb		4	1	
																		224	H	Ill.-Chicago		9	0	
																		224	H	Ill.-Chicago		3	1	
																		224	H	Ill.-Chicago		5	3	
																		228	H	Evansville		13	0	
																		283	H	UT Martin		10	3	

Non-Div. I Games:

Vanderbilt

Average RPI Win: 105		WON-LOST	WINNING	LAST 10	STRENGTH OF		OPP. STRENGTH	TEAM	ADJ	CONF.	ADJ CONF.
Average RPI Loss: 53		RECORD	PCT. RANK	GAMES	SCHEDULE		OF SCHEDULE	RPI	RPI	RPI	RPI
DIV. I ONLY		30-8-0	.78947	8	7-3-0		26	31	5	.61922	5
DIV. I NON-CONF.		19-3-0	.86364	9	2-0-0		38	88	4	.62677	4
TOTALS		RPI 1-25	RPI 26-50		W-L RECORDS		RPI 51-100		RPI 101-150		RPI 150+
30-8-0		4-3-0	1-2-0		OVERALL		9-1-0		10-2-0		7-0-0
14-3-0		2-2-0	0-0-0		HOME		1-1-0		7-0-0		4-0-0
12-5-0		2-1-0	1-2-0		AWAY		7-0-0		1-2-0		2-0-0
4-0-0		0-0-0	0-0-0		NEUTRAL		1-0-0		2-0-0		1-0-0
19-3-0		0-0-0	1-2-0		NON-CONFERENCE		6-1-0		6-0-0		7-0-0
9-1-0		0-0-0	0-0-0		HOME		1-1-0		4-0-0		4-0-0
7-2-0		0-0-0	1-0-		AWAY		4-0-0		0-0-0		2-0-0
4-0-0		0-0-0	0-0-0		NEUTRAL		1-0-0		2-0-0		1-0-0
11-5-0		4-3-0	0-0-0		CONFERENCE		3-0-0		4-2-0		0-0-0
5-2-0		2-2-0	0-0-0		HOME		0-0-0		3-0-0		0-0-0
6-3-0		2-1-0	0-0-0		AWAY		3-0-0		1-2-0		0-0-0
0-0-0		0-0-0	0-0-0		NEUTRAL		0-0-0		0-0-0		0-0-0
RPI S	Opponent	Score	RPI S	Opponent	Score	RPI S	Opponent	Score	RPI S	Opponent	Score
9 H	Oregon	3 6	31 A	San Diego	4 7	52 N	Gonzaga	9 2	109 H	Bryant	7 2
16 A	UCLA	2 3	31 A	San Diego	3 13	64 A	Arizona	6 2	109 H	Bryant	14 0
16 A	UCLA	5 2	31 A	San Diego	14 5	64 A	Arizona	4 3	109 H	Bryant	3 1
16 A	UCLA	5 0				64 A	Arizona	8 4	109 H	Bryant	2 1
20 H	Arizona St.	5 0				74 A	San Diego St.	5 0	114 A	Washington	1 5
20 H	Arizona St.	4 3				74 A	San Diego St.	2 0	114 A	Washington	8 0
20 H	Arizona St.	0 4				74 A	San Diego St.	8 1	114 A	Washington	3 10
						74 A	San Diego St.	7 1	121 H	Utah	8 3
						91 H	San Francisco	1 5	121 H	Utah	4 1
						91 H	San Francisco	6 5	121 H	Utah	1 0
									122 N	UC Riverside	5 4
									122 N	UC Riverside	14 3
									174 H	Texas St.	6 4
									174 H	Texas St.	6 3
									174 H	Texas St.	16 4
									181 N	Utah Valley	5 2
									196 A	Portland	5 1
									196 H	Portland	7 5
									257 A	Seattle	4 3
			LAST 10 GAMES								
			257 A	Seattle	4 3	121 H	Utah	4 1			
			114 A	Washington	8 0	121 H	Utah	8 3			
			114 A	Washington	3 10	121 H	Utah	1 0			
			114 A	Washington	1 5	9 H	Oregon	3 6			
			196 A	Portland	5 1	16 A	UCLA	5 2			

Non-Div. I Games:

Oregon St.

Average RPI Win:		99	WON-LOST RECORD		WINNING PCT. RANK		LAST 10 GAMES		STRENGTH OF SCHEDULE		OPP. STRENGTH OF SCHEDULE		TEAM RPI		ADJ RPI		CONF. RPI		ADJ CONF. RPI					
DIV. I ONLY			34-6-0		.85		5		8-2-0		69		4		6		.61915		6		7		7	
DIV. I NON-CONF.			21-4-0		.84		13		2-0-0		44		1		3		.62678		3		6		6	
TOTALS		RPI 1-25		RPI 26-50				W-L RECORDS				RPI 51-100				RPI 101-150				RPI 150+				
34-6-0		3-1-0		8-4-0				OVERALL				8-1-0				9-0-0				6-0-0				
15-4-0		2-1-0		6-2-0				HOME				4-1-0				0-0-0				3-0-0				
19-2-0		1-0-0		2-2-0				AWAY				4-0-0				9-0-0				3-0-0				
0-0-0		0-0-0		0-0-0				NEUTRAL				0-0-0				0-0-0				0-0-0				
21-4-0		3-1-0		6-3-0				NON-CONFERENCE				6-0-0				6-0-0				0-0-0				
10-3-0		2-1-0		6-2-0				HOME				2-0-0				0-0-0				0-0-0				
11-1-0		1-0-0		0-0-				AWAY				4-0-0				6-0-0				0-0-0				
0-0-0		0-0-0		0-0-0				NEUTRAL				0-0-0				0-0-0				0-0-0				
13-2-0		0-0-0		2-1-0				CONFERENCE				2-1-0				3-0-0				6-0-0				
5-1-0		0-0-0		0-0-0				HOME				2-1-0				0-0-0				3-0-0				
8-1-0		0-0-0		2-1-0				AWAY				0-0-0				3-0-0				3-0-0				
0-0-0		0-0-0		0-0-0				NEUTRAL				0-0-0				0-0-0				0-0-0				
RPI	S	Opponent		Score		RPI	S	Opponent		Score		RPI	S	Opponent		Score		RPI	S	Opponent		Score		
9	H	Oregon		8	2	31	A	San Diego		3	7	58	A	CSU Bakersfield		8	2	130	A	TCU		7	2	
9	H	Oregon		5	2	34	H	Texas A&M		7	6	83	A	Pepperdine		6	3	130	A	TCU		6	2	
9	H	Oregon		1	9	34	H	Texas A&M		2	0	83	A	Pepperdine		8	4	130	A	TCU		7	0	
16	A	UCLA		9	6	34	H	Texas A&M		1	6	97	H	UC Santa Barbara		0	2	136	A	Oral Roberts		5	0	
						35	H	Nebraska		8	7	97	H	UC Santa Barbara		4	3	136	A	Oral Roberts		6	2	
						35	H	Nebraska		10	4	97	H	UC Santa Barbara		10	2	136	A	Oral Roberts		7	4	
						35	H	Nebraska		9	0	98	A	Southern California		11	4	138	A	Long Beach St.		6	0	
						35	H	Nebraska		10	5	98	H	Southern California		3	2	138	A	Long Beach St.		8	6	
						41	A	Cal Poly		10	5	98	H	Southern California		6	4	138	A	Long Beach St.		2	1	
						41	A	Cal Poly		6	4							187	A	UC Davis		3	0	
						41	A	Cal Poly		1	2							187	A	UC Davis		4	2	
						42	H	Loyola Marymount		2	3							187	A	UC Davis		5	2	
																		190	H	Pacific		9	2	
																		190	H	Pacific		11	6	
																		190	H	Pacific		25	0	
						LAST 10 GAMES																		
						41	A	Cal Poly		6	4	97	H	UC Santa Barbara		10	2							
						41	A	Cal Poly		10	5	97	H	UC Santa Barbara		4	3							
						41	A	Cal Poly		1	2	98	H	Southern California		6	4							
						83	A	Pepperdine		8	4	187	A	UC Davis		5	2							
						97	H	UC Santa Barbara		0	2	187	A	UC Davis		4	2							

Non-Div. I Games:

Cal St. Fullerton

Average RPI Win: 109		WON-LOST	WINNING	LAST 10	STRENGTH OF		OPP. STRENGTH	TEAM	ADJ	CONF.	ADJ CONF.
Average RPI Loss: 16		RECORD	PCT. RANK	GAMES	SCHEDULE		OF SCHEDULE	RPI	RPI	RPI	RPI
DIV. I ONLY		31-9-0	.775	10	6-4-0		49	3	7	.61254	7
DIV. I NON-CONF.		18-1-0	.94737	4	2-1-0		78	25	2	.63015	2
TOTALS		RPI 1-25	RPI 26-50		W-L RECORDS		RPI 51-100		RPI 101-150		RPI 150+
31-9-0		8-8-0	3-1-0		OVERALL		6-0-0		5-0-0		10-0-0
24-2-0		3-2-0	1-0-0		HOME		6-0-0		5-0-0		9-0-0
6-7-0		4-6-0	2-1-0		AWAY		0-0-0		0-0-0		1-0-0
1-0-0		1-0-0	0-0-0		NEUTRAL		0-0-0		0-0-0		0-0-0
18-1-0		3-1-0	1-0-0		NON-CONFERENCE		3-0-0		5-0-0		7-0-0
16-1-0		1-1-0	1-0-0		HOME		3-0-0		5-0-0		6-0-0
2-0-0		1-0-0	0-0-		AWAY		0-0-0		0-0-0		1-0-0
1-0-0		1-0-0	0-0-0		NEUTRAL		0-0-0		0-0-0		0-0-0
13-8-0		5-7-0	2-1-0		CONFERENCE		3-0-0		0-0-0		3-0-0
8-1-0		2-1-0	0-0-0		HOME		3-0-0		0-0-0		3-0-0
5-7-0		3-6-0	2-1-0		AWAY		0-0-0		0-0-0		0-0-0
0-0-0		0-0-0	0-0-0		NEUTRAL		0-0-0		0-0-0		0-0-0
RPI S	Opponent	Score	RPI S	Opponent	Score	RPI S	Opponent	Score	RPI S	Opponent	Score
3 A	Virginia	2 5	47 H	FGCU	12 9	61 H	Duke	8 5	108 H	Presbyterian	9 2
3 A	Virginia	2 9	49 A	Maryland	4 3	61 H	Duke	16 2	108 H	Presbyterian	10 4
3 A	Virginia	0 2	49 A	Maryland	3 5	61 H	Duke	8 3	141 H	Rhode Island	8 6
12 A	Miami (FL)	5 1	49 A	Maryland	7 6	96 H	South Fla.	8 0	141 H	Rhode Island	11 5
12 A	Miami (FL)	0 6				96 H	South Fla.	14 3	141 H	Rhode Island	6 2
12 A	Miami (FL)	4 2				96 H	South Fla.	5 2	184 H	Boston College	4 0
15 A	Virginia Tech	1 8							184 H	Boston College	9 1
15 A	Virginia Tech	2 3							184 H	Boston College	9 4
15 A	Virginia Tech	11 10							191 H	Stetson	5 3
17 H	South Ala.	2 0							191 H	Stetson	14 1
18 A	Florida	4 1							198 A	Jacksonville	9 0
18 H	Florida	3 4							198 H	Jacksonville	9 7
18 N	Florida	2 1							256 H	Villanova	23 5
22 H	Georgia Tech	8 6							256 H	Villanova	2 1
22 H	Georgia Tech	0 10							256 H	Villanova	7 0
22 H	Georgia Tech	11 3									
LAST 10 GAMES											
198 A	Jacksonville	9 0	61 H	Duke	8 3						
3 A	Virginia	2 5	61 H	Duke	8 5						
3 A	Virginia	0 2	61 H	Duke	16 2						
3 A	Virginia	2 9	18 H	Florida	3 4						
17 H	South Ala.	2 0	12 A	Miami (FL)	5 1						

Non-Div. I Games:

Florida St.

Average RPI Win: 110		WON-LOST	WINNING	LAST 10	STRENGTH OF		OPP. STRENGTH	TEAM	ADJ	CONF.	ADJ CONF.
Average RPI Loss: 53		RECORD	PCT. RANK	GAMES	SCHEDULE		OF SCHEDULE	RPI	RPI	RPI	RPI
DIV. I ONLY		32-10-0	.7619	12	10-0-0		35	15	8	.60558	8
DIV. I NON-CONF.		18-3-0	.85714	11	3-0-0		83	114	8	.60062	8
TOTALS		RPI 1-25	RPI 26-50		W-L RECORDS		RPI 51-100		RPI 101-150		RPI 150+
32-10-0		7-5-0	6-1-0		OVERALL		6-3-0		4-0-0		10-1-0
18-5-0		4-2-0	3-1-0		HOME		3-1-0		3-0-0		6-1-0
12-5-0		3-3-0	2-0-0		AWAY		3-2-0		1-0-0		3-0-0
2-0-0		0-0-0	1-0-0		NEUTRAL		0-0-0		0-0-0		1-0-0
18-3-0		0-0-0	4-0-0		NON-CONFERENCE		4-2-0		4-0-0		7-1-0
13-2-0		0-0-0	1-0-0		HOME		3-1-0		3-0-0		6-1-0
4-1-0		0-0-0	2-0-		AWAY		1-1-0		1-0-0		0-0-0
2-0-0		0-0-0	1-0-0		NEUTRAL		0-0-0		0-0-0		1-0-0
14-7-0		7-5-0	2-1-0		CONFERENCE		2-1-0		0-0-0		3-0-0
6-3-0		4-2-0	2-1-0		HOME		0-0-0		0-0-0		0-0-0
8-4-0		3-3-0	0-0-0		AWAY		2-1-0		0-0-0		3-0-0
0-0-0		0-0-0	0-0-0		NEUTRAL		0-0-0		0-0-0		0-0-0
RPI S	Opponent	Score	RPI S	Opponent	Score	RPI S	Opponent	Score	RPI S	Opponent	Score
3 A	Virginia	3 6	26 A	UNC Wilmington	10 6	55 A	Wake Forest	4 13	144 A	Charlotte	2 1
3 A	Virginia	3 4	36 N	Fla. Atlantic	2 1	55 A	Wake Forest	5 2	144 H	Charlotte	5 0
3 A	Virginia	2 8	43 A	Coastal Caro.	5 4	55 A	Wake Forest	12 6	149 H	New Mexico St.	8 3
13 H	Clemson	4 7	46 H	Campbell	5 2	70 A	Elon	12 24	149 H	New Mexico St.	9 2
13 H	Clemson	4 1	49 H	Maryland	9 4	70 H	Elon	8 6	184 A	Boston College	6 2
13 H	Clemson	5 10	49 H	Maryland	3 2	78 A	East Carolina	6 1	184 A	Boston College	6 5
15 H	Virginia Tech	8 7	49 H	Maryland	2 3	78 H	East Carolina	2 0	184 A	Boston College	3 2
15 H	Virginia Tech	13 4				88 H	Old Dominion	5 0	225 H	UNC Greensboro	5 8
15 H	Virginia Tech	7 3				92 H	Appalachian St.	3 6	236 H	La Salle	5 0
22 A	Georgia Tech	6 2							238 H	Davidson	4 3
22 A	Georgia Tech	13 4							240 H	Quinnipiac	1 0
22 A	Georgia Tech	8 7							243 H	Wagner	18 0
									243 H	Wagner	25 4
									255 N	UMBC	5 3
									256 H	Villanova	14 3
LAST 10 GAMES											
			238 H	Davidson	4 3		184 A	Boston College	3 2		
			22 A	Georgia Tech	8 7		184 A	Boston College	6 5		
			22 A	Georgia Tech	6 2		184 A	Boston College	6 2		
			22 A	Georgia Tech	13 4		78 H	East Carolina	2 0		
			144 A	Charlotte	2 1		15 H	Virginia Tech	7 3		

Non-Div. I Games:

North Carolina St.

Average RPI Win:	106	WON-LOST RECORD	WINNING PCT. RANK	LAST 10 GAMES	STRENGTH OF SCHEDULE	OPP. STRENGTH OF SCHEDULE	TEAM RPI	ADJ RPI	CONF. RPI	ADJ CONF. RPI		
DIV. I ONLY		29-10-0	.74359	17	8-2-0	52	1	9	.6031	9	3	3
DIV. I NON-CONF.		15-5-0	.75	30	2-0-0	59	3	11	.59443	11	3	3
<hr/>												
TOTALS	RPI 1-25	RPI 26-50		W-L RECORDS		RPI 51-100		RPI 101-150		RPI 150+		
29-10-0	5-8-0	2-1-0		OVERALL		10-1-0		3-0-0		10-0-0		
16-5-0	2-4-0	2-1-0		HOME		5-0-0		3-0-0		4-0-0		
13-5-0	3-4-0	0-0-0		AWAY		5-1-0		0-0-0		6-0-0		
0-0-0	0-0-0	0-0-0		NEUTRAL		0-0-0		0-0-0		0-0-0		
15-5-0	2-4-0	2-1-0		NON-CONFERENCE		2-0-0		0-0-0		10-0-0		
9-3-0	1-2-0	2-1-0		HOME		2-0-0		0-0-0		4-0-0		
7-2-0	1-2-0	0-0-		AWAY		0-0-0		0-0-0		6-0-0		
0-0-0	0-0-0	0-0-0		NEUTRAL		0-0-0		0-0-0		0-0-0		
14-5-0	3-4-0	0-0-0		CONFERENCE		8-1-0		3-0-0		0-0-0		
7-2-0	1-2-0	0-0-0		HOME		3-0-0		3-0-0		0-0-0		
7-3-0	2-2-0	0-0-0		AWAY		5-1-0		0-0-0		0-0-0		
0-0-0	0-0-0	0-0-0		NEUTRAL		0-0-0		0-0-0		0-0-0		
RPI S	Opponent	Score		RPI S	Opponent	Score		RPI S	Opponent	Score		
4 H	Vanderbilt	2	4	42 H	Loyola Marymount	2	7	64 H	Arizona	2	1	
4 H	Vanderbilt	7	5	42 H	Loyola Marymount	6	1	64 H	Arizona	7	6	
4 H	Vanderbilt	1	4	42 H	Loyola Marymount	6	1	64 H	Arizona	5	1	
5 A	Oregon St.	6	3					87 A	California	5	4	
6 A	Cal St. Fullerton	2	8					87 A	California	3	2	
6 A	Cal St. Fullerton	2	5					87 A	California	10	4	
6 A	Cal St. Fullerton	9	1					94 H	Cal St. Northridge	4	1	
16 H	UCLA	5	3					94 H	Cal St. Northridge	12	4	
16 H	UCLA	0	1					98 A	Southern California	8	4	
16 H	UCLA	0	1					98 A	Southern California	3	5	
20 A	Arizona St.	16	3					98 A	Southern California	5	2	
20 A	Arizona St.	9	14									
20 A	Arizona St.	5	6									
<hr/>												
LAST 10 GAMES												
196 A	Portland	11	7	87 A	California	5	4					
16 H	UCLA	5	3	87 A	California	10	4					
16 H	UCLA	0	1	87 A	California	3	2					
16 H	UCLA	0	1	5 A	Oregon St.	6	3					
196 A	Portland	4	1	20 A	Arizona St.	16	3					

Non-Div. I Games:

Oregon

Average RPI Win:	119	WON-LOST	WINNING	LAST 10	STRENGTH OF	OPP. STRENGTH	TEAM	ADJ	CONF.	ADJ CONF.				
Average RPI Loss:	30	RECORD	PCT. RANK	GAMES	SCHEDULE	OF SCHEDULE	RPI	RPI	RPI	RPI				
DIV. I ONLY		32-10-0	.7619	12	8-2-0	24	33	10	.59855	10	2	2		
DIV. I NON-CONF.		21-2-0	.91304	6	1-0-0	146	178	14	.58976	14	2	2		
<hr/>														
TOTALS	RPI 1-25	RPI 26-50		W-L RECORDS		RPI 51-100		RPI 101-150		RPI 150+				
32-10-0	6-3-0	7-5-0		OVERALL		2-2-0		3-0-0		15-0-0				
24-6-0	4-3-0	3-3-0		HOME		0-0-0		2-0-0		15-0-0				
6-4-0	1-0-0	4-2-0		AWAY		1-2-0		1-0-0		0-0-0				
2-0-0	1-0-0	0-0-0		NEUTRAL		1-0-0		0-0-0		0-0-0				
21-2-0	2-0-0	1-2-0		NON-CONFERENCE		1-0-0		3-0-0		15-0-0				
19-2-0	1-0-0	1-2-0		HOME		0-0-0		2-0-0		15-0-0				
2-0-0	1-0-0	0-0-		AWAY		0-0-0		1-0-0		0-0-0				
1-0-0	0-0-0	0-0-0		NEUTRAL		1-0-0		0-0-0		0-0-0				
11-8-0	4-3-0	6-3-0		CONFERENCE		1-2-0		0-0-0		0-0-0				
5-4-0	3-3-0	2-1-0		HOME		0-0-0		0-0-0		0-0-0				
5-4-0	0-0-0	4-2-0		AWAY		1-2-0		0-0-0		0-0-0				
1-0-0	1-0-0	0-0-0		NEUTRAL		0-0-0		0-0-0		0-0-0				
RPI	S	Opponent	Score		RPI	S	Opponent	Score		RPI	S	Opponent	Score	
2	H	LSU	4	6	27	A	Kentucky	3	4	60	A	Arkansas	4	5
2	H	LSU	3	7	27	A	Kentucky	2	3	60	A	Arkansas	1	3
2	H	LSU	10	2	27	A	Kentucky	8	4	60	A	Arkansas	4	1
17	A	South Ala.	6	4	32	H	Central Ark.	5	7	77	N	Southern Miss.	13	5
18	H	Florida	7	3	32	H	Central Ark.	3	7					
18	H	Florida	2	0	32	H	Central Ark.	4	2					
18	H	Florida	3	8	34	A	Texas A&M	3	2					
19	N	Ole Miss	5	1	34	A	Texas A&M	9	3					
25	H	Austin Peay	13	5	34	A	Texas A&M	15	4					
					37	H	Auburn	1	3					
					37	H	Auburn	6	3					
					37	H	Auburn	6	0					
LAST 10 GAMES														
113	A	Memphis	12	1	34	A	Texas A&M	9	3					
37	H	Auburn	6	0	34	A	Texas A&M	3	2					
37	H	Auburn	1	3	19	N	Ole Miss	5	1					
37	H	Auburn	6	3	18	H	Florida	3	8					
34	A	Texas A&M	15	4	18	H	Florida	2	0					

Non-Div. I Games:

Mississippi St.

Average RPI Win:		101	WON-LOST RECORD		WINNING PCT. RANK		LAST 10 GAMES		STRENGTH OF SCHEDULE		OPP. STRENGTH OF SCHEDULE		TEAM RPI		ADJ RPI		CONF. RPI		ADJ CONF. RPI					
Average RPI Loss:		66																						
DIV. I ONLY			31-10-0		.7561		14		6-4-0		53		11		11		.59771		11		2		2	
DIV. I NON-CONF.			20-3-0		.86957		7		2-1-0		27		82		5		.62471		5		2		2	
TOTALS		RPI 1-25		RPI 26-50		W-L RECORDS		RPI 51-100		RPI 101-150		RPI 150+												
31-10-0		2-4-0		6-0-0		OVERALL		10-5-0		5-1-0		8-1-0												
23-4-0		1-0-0		6-0-0		HOME		5-4-0		3-0-0		8-0-0												
8-5-0		1-3-0		0-0-0		AWAY		5-1-0		2-1-0		0-0-0												
0-2-0		0-1-0		0-0-0		NEUTRAL		0-0-0		0-0-0		0-1-0												
20-3-0		2-1-0		0-0-0		NON-CONFERENCE		7-2-0		3-0-0		8-1-0												
17-1-0		1-0-0		0-0-0		HOME		5-1-0		3-0-0		8-0-0												
3-1-0		1-0-0		0-0-		AWAY		2-1-0		0-0-0		0-0-0												
0-2-0		0-1-0		0-0-0		NEUTRAL		0-0-0		0-0-0		0-1-0												
11-7-0		0-3-0		6-0-0		CONFERENCE		3-3-0		2-1-0		0-0-0												
6-3-0		0-0-0		6-0-0		HOME		0-3-0		0-0-0		0-0-0												
5-4-0		0-3-0		0-0-0		AWAY		3-0-0		2-1-0		0-0-0												
0-0-0		0-0-0		0-0-0		NEUTRAL		0-0-0		0-0-0		0-0-0												
RPI	S	Opponent		Score		RPI	S	Opponent		Score		RPI	S	Opponent		Score		RPI	S	Opponent		Score		
13	A	Clemson		6	0	27	H	Kentucky		5	2	60	H	Arkansas		3	5	115	A	Missouri		0	4	
13	H	Clemson		8	0	27	H	Kentucky		7	6	60	H	Arkansas		2	4	115	A	Missouri		4	1	
13	N	Clemson		3	6	27	H	Kentucky		3	1	60	H	Arkansas		3	15	115	A	Missouri		2	0	
18	A	Florida		5	14	34	H	Texas A&M		6	4	69	A	Citadel		9	5	118	H	Rider		1	0	
18	A	Florida		2	3	34	H	Texas A&M		3	2	69	H	Citadel		6	5	118	H	Rider		9	5	
18	A	Florida		3	4	34	H	Texas A&M		6	3	71	A	Col. of Charleston		3	1	118	H	Rider		2	0	
												71	H	Col. of Charleston		10	6	157	H	Albany (NY)		14	1	
												75	A	Tennessee		19	2	157	H	Albany (NY)		8	3	
												75	A	Tennessee		12	8	157	H	Albany (NY)		6	4	
												75	A	Tennessee		5	4	168	N	Gardner-Webb		6	7	
												99	A	Furman		5	6	177	H	Charleston So.		9	5	
												99	H	Furman		5	2	214	H	USC Upstate		12	3	
												100	H	Liberty		4	3	219	H	Ball St.		14	4	
												100	H	Liberty		8	7	219	H	Ball St.		10	0	
												100	H	Liberty		2	3	238	H	Davidson		12	4	
LAST 10 GAMES																								
168	N	Gardner-Webb		6	7	18	A	Florida		5	14													
27	H	Kentucky		3	1	18	A	Florida		3	4													
27	H	Kentucky		5	2	18	A	Florida		2	3													
27	H	Kentucky		7	6	69	H	Citadel		6	5													
71	H	Col. of Charleston		10	6	75	A	Tennessee		19	2													

Non-Div. I Games:

South Carolina

Average RPI Win: 72		WON-LOST RECORD		WINNING PCT. RANK		LAST 10 GAMES		STRENGTH OF SCHEDULE		OPP. STRENGTH OF SCHEDULE		TEAM RPI		ADJ RPI		CONF. RPI		ADJ CONF. RPI	
DIV. I ONLY		25-16-0		.60976 68		7-3-0		2		7		12		.59507 12		1		1	
DIV. I NON-CONF.		15-5-0		.75 30		2-0-0		50		32		22		.58112 22		1		1	
TOTALS		RPI 1-25		RPI 26-50		W-L RECORDS		RPI 51-100		RPI 101-150		RPI 150+							
25-16-0		8-10-0		3-2-0		OVERALL		4-2-0		8-2-0		2-0-0							
19-9-0		5-4-0		0-1-0		HOME		4-2-0		8-2-0		2-0-0							
6-7-0		3-6-0		3-1-0		AWAY		0-0-0		0-0-0		0-0-0							
0-0-0		0-0-0		0-0-0		NEUTRAL		0-0-0		0-0-0		0-0-0							
15-5-0		1-2-0		1-1-0		NON-CONFERENCE		3-0-0		8-2-0		2-0-0							
13-3-0		0-0-0		0-1-0		HOME		3-0-0		8-2-0		2-0-0							
2-2-0		1-2-0		1-0-		AWAY		0-0-0		0-0-0		0-0-0							
0-0-0		0-0-0		0-0-0		NEUTRAL		0-0-0		0-0-0		0-0-0							
10-11-0		7-8-0		2-1-0		CONFERENCE		1-2-0		0-0-0		0-0-0							
6-6-0		5-4-0		0-0-0		HOME		1-2-0		0-0-0		0-0-0							
4-5-0		2-4-0		2-1-0		AWAY		0-0-0		0-0-0		0-0-0							
0-0-0		0-0-0		0-0-0		NEUTRAL		0-0-0		0-0-0		0-0-0							
RPI	S	Opponent		Score		RPI	S	Opponent		Score		RPI	S	Opponent		Score			
1	A	North Carolina		1 4		36	A	Fla. Atlantic		5 4		56	H	Rutgers		4 1			
1	A	North Carolina		2 14		36	H	Fla. Atlantic		1 6		56	H	Rutgers		5 4			
1	A	North Carolina		4 1		49	A	Maryland		5 3		56	H	Rutgers		7 0			
3	A	Virginia		4 3		49	A	Maryland		2 7		61	H	Duke		2 4			
3	A	Virginia		4 15		49	A	Maryland		1 0		61	H	Duke		2 9			
3	A	Virginia		1 8								61	H	Duke		5 3			
7	H	Florida St.		2 4															
7	H	Florida St.		1 5															
7	H	Florida St.		6 0															
13	H	Clemson		7 0															
13	H	Clemson		2 1															
13	H	Clemson		0 1															
15	H	Virginia Tech		2 0															
15	H	Virginia Tech		11 9															
15	H	Virginia Tech		5 8															
18	A	Florida		4 6															
18	A	Florida		3 2															
18	A	Florida		3 6															
						LAST 10 GAMES													
						13	H	Clemson		7 0		49	A	Maryland		5 3			
						13	H	Clemson		2 1		49	A	Maryland		1 0			
						13	H	Clemson		0 1		191	H	Stetson		8 2			
						107	H	Bethune-Cookman		6 1		7	H	Florida St.		1 5			
						49	A	Maryland		2 7		7	H	Florida St.		6 0			

Non-Div. I Games: St. Thomas (FL) 5 4 Barry 5 1

Miami (FL)

Average RPI Win:		112	WON-LOST		WINNING		LAST 10		STRENGTH OF		OPP. STRENGTH		TEAM	ADJ		CONF.	ADJ CONF.		
Average RPI Loss:		39	RECORD		PCT. RANK		GAMES		SCHEDULE		OF SCHEDULE		RPI	RPI		RPI	RPI		
DIV. I ONLY			27-13-0		.675		42	8-2-0		13		10		13	.59312		13	1	1
DIV. I NON-CONF.			14-5-0		.73684		42	2-0-0		104		64		44	.55479		44	1	1
TOTALS		RPI 1-25		RPI 26-50		W-L RECORDS		RPI 51-100		RPI 101-150		RPI 150+							
27-13-0		6-9-0		2-1-0		OVERALL		6-1-0		2-1-0		11-1-0							
17-7-0		1-3-0		2-1-0		HOME		5-1-0		1-1-0		8-1-0							
9-6-0		4-6-0		0-0-0		AWAY		1-0-0		1-0-0		3-0-0							
1-0-0		1-0-0		0-0-0		NEUTRAL		0-0-0		0-0-0		0-0-0							
14-5-0		1-2-0		2-1-0		NON-CONFERENCE		1-0-0		2-1-0		8-1-0							
11-4-0		0-1-0		2-1-0		HOME		0-0-0		1-1-0		8-1-0							
2-1-0		0-1-0		0-0-		AWAY		1-0-0		1-0-0		0-0-0							
1-0-0		1-0-0		0-0-0		NEUTRAL		0-0-0		0-0-0		0-0-0							
13-8-0		5-7-0		0-0-0		CONFERENCE		5-1-0		0-0-0		3-0-0							
6-3-0		1-2-0		0-0-0		HOME		5-1-0		0-0-0		0-0-0							
7-5-0		4-5-0		0-0-0		AWAY		0-0-0		0-0-0		3-0-0							
0-0-0		0-0-0		0-0-0		NEUTRAL		0-0-0		0-0-0		0-0-0							
RPI	S	Opponent		Score		RPI	S	Opponent		Score		RPI	S	Opponent		Score			
1	A	North Carolina		3	10	30	H	William & Mary		2	0	55	H	Wake Forest		6	4		
1	A	North Carolina		5	4	30	H	William & Mary		12	2	55	H	Wake Forest		8	2		
1	A	North Carolina		2	6	30	H	William & Mary		2	11	55	H	Wake Forest		1	0		
3	H	Virginia		7	6							61	H	Duke		7	0		
3	H	Virginia		5	6							61	H	Duke		8	4		
3	H	Virginia		5	8							61	H	Duke		1	13		
8	A	North Carolina St.		7	4							86	A	Western Caro.		12	9		
8	A	North Carolina St.		10	5														
8	A	North Carolina St.		1	4														
11	A	South Carolina		0	8														
11	H	South Carolina		0	6														
11	N	South Carolina		6	3														
12	A	Miami (FL)		1	0														
12	A	Miami (FL)		1	2														
12	A	Miami (FL)		0	7														
LAST 10 GAMES																			
12 A Miami (FL)						0	7	55 H Wake Forest						8	2				
12 A Miami (FL)						1	2	108 H Presbyterian						5	4				
12 A Miami (FL)						1	0	86 A Western Caro.						12	9				
55 H Wake Forest						6	4	184 A Boston College						1	0				
55 H Wake Forest						1	0	184 A Boston College						9	2				

Non-Div. I Games:

Clemson

Indiana

Indiana

Indiana

Average RPI Win: 85		WON-LOST	WINNING	LAST 10	STRENGTH OF		OPP. STRENGTH	TEAM	ADJ		CONF.	ADJ CONF.
Average RPI Loss: 41		RECORD	PCT. RANK	GAMES	SCHEDULE		OF SCHEDULE	RPI	RPI		RPI	RPI
DIV. I ONLY		24-17-0	.58537	86	3		17	15	.59226		15	1
DIV. I NON-CONF.		15-5-0	.75	30	66		73	20	.5826		20	1
TOTALS		RPI 1-25	RPI 26-50		W-L RECORDS		RPI 51-100		RPI 101-150		RPI 150+	
24-17-0		4-11-0	6-2-0		OVERALL		5-2-0		5-1-0		4-1-0	
10-8-0		3-6-0	2-0-0		HOME		1-0-0		1-1-0		3-1-0	
9-7-0		1-5-0	4-1-0		AWAY		3-1-0		1-0-0		0-0-0	
5-2-0		0-0-0	0-1-0		NEUTRAL		1-1-0		3-0-0		1-0-0	
15-5-0		0-0-0	4-1-0		NON-CONFERENCE		2-2-0		5-1-0		4-1-0	
7-2-0		0-0-0	2-0-0		HOME		1-0-0		1-1-0		3-1-0	
3-1-0		0-0-0	2-0-		AWAY		0-1-0		1-0-0		0-0-0	
5-2-0		0-0-0	0-1-0		NEUTRAL		1-1-0		3-0-0		1-0-0	
9-12-0		4-11-0	2-1-0		CONFERENCE		3-0-0		0-0-0		0-0-0	
3-6-0		3-6-0	0-0-0		HOME		0-0-0		0-0-0		0-0-0	
6-6-0		1-5-0	2-1-0		AWAY		3-0-0		0-0-0		0-0-0	
0-0-0		0-0-0	0-0-0		NEUTRAL		0-0-0		0-0-0		0-0-0	
RPI S	Opponent	Score	RPI S	Opponent	Score	RPI S	Opponent	Score	RPI S	Opponent	Score	
1 H	North Carolina	8 9	26 A	UNC Wilmington	7 2	61 A	Duke	14 7	101 N	Kent St.	10 9	
1 H	North Carolina	8 21	26 A	UNC Wilmington	9 0	61 A	Duke	6 2	101 N	Kent St.	8 1	
1 H	North Carolina	0 3	28 N	Notre Dame	0 3	61 A	Duke	2 1	119 H	Radford	14 10	
7 H	Florida St.	8 1	44 H	Delaware	13 4	70 A	Elon	3 4	141 N	Rhode Island	7 3	
7 H	Florida St.	10 11	44 H	Delaware	5 3	75 N	Tennessee	4 5	143 H	VMI	0 8	
7 H	Florida St.	3 2	49 A	Maryland	11 0	75 N	Tennessee	7 3	144 A	Charlotte	6 1	
8 A	North Carolina St.	4 13	49 A	Maryland	9 10	100 H	Liberty	16 6	152 H	Longwood	7 5	
8 A	North Carolina St.	3 7	49 A	Maryland	3 2				155 H	VCU	11 5	
8 A	North Carolina St.	7 8							201 H	Holy Cross	7 5	
12 A	Miami (FL)	8 5							232 H	Temple	3 7	
12 A	Miami (FL)	9 11							290 N	Ohio	8 2	
12 A	Miami (FL)	0 2										
22 H	Georgia Tech	1 11										
22 H	Georgia Tech	6 2										
22 H	Georgia Tech	9 14										
LAST 10 GAMES												
49 A	Maryland	3 2	1 H	North Carolina	8 9							
49 A	Maryland	9 10	1 H	North Carolina	8 21							
49 A	Maryland	11 0	152 H	Longwood	7 5							
75 N	Tennessee	4 5	8 A	North Carolina St.	3 7							
1 H	North Carolina	0 3	8 A	North Carolina St.	4 13							

Non-Div. I Games:

Virginia Tech

Average RPI Win:		95	WON-LOST		WINNING		LAST 10		STRENGTH OF		OPP. STRENGTH		TEAM	ADJ		CONF.	ADJ CONF.	
Average RPI Loss:		46	RECORD		PCT. RANK		GAMES		SCHEDULE		OF SCHEDULE		RPI	RPI		RPI	RPI	
DIV. I ONLY			25-11-0		.69444		35		6-4-0		17		9		16		.59172	
DIV. I NON-CONF.			15-5-0		.75		30		4-2-0		35		26		13		.59158	
TOTALS		RPI 1-25		RPI 26-50		W-L RECORDS		RPI 51-100		RPI 101-150		RPI 150+						
25-11-0		4-6-0		3-2-0		OVERALL		10-3-0		4-1-0		4-0-0						
16-7-0		1-3-0		3-2-0		HOME		5-2-0		3-1-0		4-0-0						
9-4-0		3-3-0		0-0-0		AWAY		5-1-0		1-0-0		0-0-0						
0-0-0		0-0-0		0-0-0		NEUTRAL		0-0-0		0-0-0		0-0-0						
15-5-0		0-1-0		3-2-0		NON-CONFERENCE		7-2-0		1-1-0		4-0-0						
9-5-0		0-1-0		3-2-0		HOME		2-1-0		0-1-0		4-0-0						
6-1-0		0-0-0		0-0-		AWAY		5-1-0		1-0-0		0-0-0						
0-0-0		0-0-0		0-0-0		NEUTRAL		0-0-0		0-0-0		0-0-0						
10-6-0		4-5-0		0-0-0		CONFERENCE		3-1-0		3-0-0		0-0-0						
7-3-0		1-2-0		0-0-0		HOME		3-1-0		3-0-0		0-0-0						
3-3-0		3-3-0		0-0-0		AWAY		0-0-0		0-0-0		0-0-0						
0-0-0		0-0-0		0-0-0		NEUTRAL		0-0-0		0-0-0		0-0-0						
RPI	S	Opponent		Score		RPI	S	Opponent		Score		RPI	S	Opponent		Score		
5	H	Oregon St.		3	2	28	H	Notre Dame		2	1	66	A	UC Irvine		6	4	
5	H	Oregon St.		2	5	40	H	Oklahoma		0	4	85	A	Baylor		5	4	
5	H	Oregon St.		0	5	42	H	Loyola Marymount		3	1	85	A	Baylor		0	5	
6	H	Cal St. Fullerton		6	9	42	H	Loyola Marymount		1	4	85	A	Baylor		4	3	
9	A	Oregon		3	5	42	H	Loyola Marymount		2	0	87	H	California		1	5	
9	A	Oregon		1	0							87	H	California		8	3	
9	A	Oregon		1	0							87	H	California		10	2	
20	A	Arizona St.		12	10							89	H	Minnesota		2	6	
20	A	Arizona St.		4	7							89	H	Minnesota		14	1	
20	A	Arizona St.		1	4							89	H	Minnesota		14	0	
												94	A	Cal St. Northridge		5	4	
												97	A	UC Santa Barbara		12	3	
												98	H	Southern California		6	1	
												</						

Non-Div. I Games:

UCLA

Average RPI Win:		133	WON-LOST RECORD		WINNING PCT. RANK	LAST 10 GAMES		STRENGTH OF SCHEDULE		OPP. STRENGTH OF SCHEDULE	TEAM RPI	ADJ RPI	CONF. RPI	ADJ CONF. RPI			
Average RPI Loss:		58															
DIV. I ONLY			29-12-0		.70732	28	6-4-0		29		77	17	.59155	17	5	5	
DIV. I NON-CONF.			17-6-0		.73913	40	1-2-0		58		74	18	.58612	18	7	7	
TOTALS		RPI 1-25		RPI 26-50		W-L RECORDS		RPI 51-100		RPI 101-150		RPI 150+					
29-12-0		0-2-0		0-3-0		OVERALL		10-5-0		12-2-0		8-0-0					
17-5-0		0-1-0		0-0-0		HOME		5-2-0		6-2-0		7-0-0					
12-7-0		0-1-0		0-3-0		AWAY		5-3-0		6-0-0		1-0-0					
0-0-0		0-0-0		0-0-0		NEUTRAL		0-0-0		0-0-0		0-0-0					
17-6-0		0-2-0		0-0-0		NON-CONFERENCE		6-3-0		7-1-0		5-0-0					
11-3-0		0-1-0		0-0-0		HOME		3-1-0		4-1-0		4-0-0					
7-3-0		0-1-0		0-0-		AWAY		3-2-0		3-0-0		1-0-0					
0-0-0		0-0-0		0-0-0		NEUTRAL		0-0-0		0-0-0		0-0-0					
12-6-0		0-0-0		0-3-0		CONFERENCE		4-2-0		5-1-0		3-0-0					
7-2-0		0-0-0		0-0-0		HOME		2-1-0		2-1-0		3-0-0					
5-4-0		0-0-0		0-3-0		AWAY		2-1-0		3-0-0		0-0-0					
0-0-0		0-0-0		0-0-0		NEUTRAL		0-0-0		0-0-0		0-0-0					
RPI	S	Opponent		Score		RPI	S	Opponent		Score		RPI	S	Opponent		Score	
7	A	Florida St.		0	2	36	A	Fla. Atlantic		3	6	57	A	Troy		11	10
10	H	Mississippi St.		4	6	36	A	Fla. Atlantic		0	3	57	A	Troy		7	8
						36	A	Fla. Atlantic		6	7	57	A	Troy		7	5
												62	H	North Florida		9	8
												62	H	North Florida		6	5
												62	H	North Florida		2	15
												71	A	Col. of Charleston		2	3
												71	A	Col. of Charleston		2	12
												71	A	Col. of Charleston		3	0
												77	A	Southern Miss.		3	1
												77	H	Southern Miss.		6	5
												79	A	Southeastern La.		13	7
												81	H	Western Ky.		7	5
												81	H	Western Ky.		8	10
												81	H	Western Ky.		6	3
												106	H	FIU			
												106	H	FIU			
												106	H	FIU			
												112	A	Jacksonville St.		3	1
												112	A	Jacksonville St.		8	3
												112	H	Jacksonville St.		9	6
												124	A	Arkansas St.		20	2
												124	A	Arkansas St.		4	1
												124	A	Arkansas St.		6	2
												126	A	Nicholls St.		11	7
												126	H	Nicholls St.		1	4
												135	H	Stephen F. Austin		13	4
												135	H	Stephen F. Austin		7	6
												135	H	Stephen F. Austin		10	0
												170	H	UALR		6	5
												170	H	UALR		4	3
												170	H	UALR		11	1
												254	A	Alabama St.		5	1
												254	H	Alabama St.		15	4
												269	H	New Orleans		5	2
												269	H	New Orleans		4	1
												269	H	New Orleans		29	6
LAST 10 GAMES																	
						112	H	Jacksonville St.		9	6	124	A	Arkansas St.		4	1
						81	H	Western Ky.		7	5	124	A	Arkansas St.		20	2
						81	H	Western Ky.		6	3	124	A	Arkansas St.		6	2
						81	H	Western Ky.		8	10	126	H	Nicholls St.		1	4
						7	A	Florida St.		0	2	106	H	FIU		4	7

Non-Div. I Games:

South Ala.

Average RPI Win: 62		WON-LOST	WINNING	LAST 10	STRENGTH OF	OPP. STRENGTH	TEAM	ADJ	CONF.	ADJ CONF.													
Average RPI Loss: 34		RECORD	PCT. RANK	GAMES	SCHEDULE	OF SCHEDULE	RPI	RPI	RPI	RPI													
DIV. I ONLY		22-19-0	.53659	121	9-1-0	1	6	18	.58928	18	2	2											
DIV. I NON-CONF.		12-11-0	.52174	130	3-0-0	2	6	37	.56073	37	2	2											
<hr/>																							
TOTALS		RPI 1-25		RPI 26-50		W-L RECORDS		RPI 51-100		RPI 101-150		RPI 150+											
22-19-0		11-10-0		2-5-0		OVERALL		4-2-0		2-2-0		4-0-0											
14-13-0		8-5-0		1-5-0		HOME		4-2-0		0-1-0		2-0-0											
8-5-0		3-4-0		1-0-0		AWAY		0-0-0		2-1-0		2-0-0											
0-1-0		0-1-0		0-0-0		NEUTRAL		0-0-0		0-0-0		0-0-0											
12-11-0		4-5-0		1-3-0		NON-CONFERENCE		4-2-0		0-1-0		4-0-0											
9-10-0		3-4-0		0-3-0		HOME		4-2-0		0-1-0		2-0-0											
4-0-0		1-0-0		1-0-		AWAY		0-0-0		0-0-0		2-0-0											
0-1-0		0-1-0		0-0-0		NEUTRAL		0-0-0		0-0-0		0-0-0											
10-8-0		7-5-0		1-2-0		CONFERENCE		0-0-0		2-1-0		0-0-0											
6-3-0		5-1-0		1-2-0		HOME		0-0-0		0-0-0		0-0-0											
4-5-0		2-4-0		0-0-0		AWAY		0-0-0		2-1-0		0-0-0											
0-0-0		0-0-0		0-0-0		NEUTRAL		0-0-0		0-0-0		0-0-0											
RPI	S	Opponent		Score		RPI	S	Opponent		Score		RPI	S	Opponent		Score							
4	A	Vanderbilt		7 1		27	H	Kentucky		4 1		61	H	Duke		3 4							
4	A	Vanderbilt		4 5		27	H	Kentucky		2 6		61	H	Duke		4 2							
4	A	Vanderbilt		1 6		27	H	Kentucky		5 11		61	H	Duke		16 5							
7	A	Florida St.		4 3		47	A	FGCU		5 3		62	H	North Florida		6 7							
7	H	Florida St.		1 4		47	H	FGCU		4 7		62	H	North Florida		9 4							
7	N	Florida St.		1 2		47	H	FGCU		3 8		96	H	South Fla.		12 1							
10	A	Mississippi St.		0 2		47	H	FGCU		2 8													
10	A	Mississippi St.		8 3																			
10	A	Mississippi St.		3 7																			
11	H	South Carolina		4 3																			
11	H	South Carolina		14 5																			
11	H	South Carolina		3 2																			
12	H	Miami (FL)		6 4																			
12	H	Miami (FL)		2 3																			
12	H	Miami (FL)		6 3																			
14	H	Indiana		4 7																			
14	H	Indiana		6 4																			
14	H	Indiana		1 4																			
19	H	Ole Miss		3 4																			
19	H	Ole Miss		4 0																			
19	H	Ole Miss		7 0																			
LAST 10 GAMES																							
96 H South Fla.						12 1						11 H South Carolina						14 5					
115 A Missouri						2 8						11 H South Carolina						4 3					
115 A Missouri						4 3						11 H South Carolina						3 2					
115 A Missouri						8 6						7 A Florida St.						4 3					
47 A FGCU						5 3						10 A Mississippi St.						8 3					

Non-Div. I Games:

Florida

Average RPI Win:	118	WON-LOST	WINNING	LAST 10	STRENGTH OF	OPP. STRENGTH	TEAM	ADJ	CONF.	ADJ CONF.		
Average RPI Loss:	41	RECORD	PCT. RANK	GAMES	SCHEDULE	OF SCHEDULE	RPI	RPI	RPI	RPI		
DIV. I ONLY		29-12-0	.70732	28	7-3-0	38	12	19	.58791	19	2	2
DIV. I NON-CONF.		19-3-0	.86364	9	1-2-0	120	77	10	.59607	10	2	2
<hr/>												
TOTALS	RPI 1-25	RPI 26-50		W-L RECORDS		RPI 51-100		RPI 101-150		RPI 150+		
29-12-0	1-6-0	4-2-0		OVERALL		7-2-0		11-2-0		7-0-0		
18-6-0	0-3-0	4-2-0		HOME		2-0-0		7-1-0		5-0-0		
11-4-0	1-2-0	0-0-0		AWAY		5-1-0		4-1-0		2-0-0		
0-2-0	0-1-0	0-0-0		NEUTRAL		0-1-0		0-0-0		0-0-0		
19-3-0	0-0-0	0-0-0		NON-CONFERENCE		2-1-0		11-2-0		7-0-0		
14-1-0	0-0-0	0-0-0		HOME		2-0-0		7-1-0		5-0-0		
6-1-0	0-0-0	0-0-		AWAY		0-0-0		4-1-0		2-0-0		
0-1-0	0-0-0	0-0-0		NEUTRAL		0-1-0		0-0-0		0-0-0		
10-9-0	1-6-0	4-2-0		CONFERENCE		5-1-0		0-0-0		0-0-0		
4-5-0	0-3-0	4-2-0		HOME		0-0-0		0-0-0		0-0-0		
6-3-0	1-2-0	0-0-0		AWAY		5-1-0		0-0-0		0-0-0		
0-1-0	0-1-0	0-0-0		NEUTRAL		0-0-0		0-0-0		0-0-0		
RPI S	Opponent	Score	RPI S	Opponent	Score	RPI S	Opponent	Score	RPI S	Opponent	Score	
4 H	Vanderbilt	1 3	33 H	Alabama	5 2	60 A	Arkansas	6 4	106 A	FIU	8 1	
4 H	Vanderbilt	6 7	33 H	Alabama	6 0	60 A	Arkansas	1 10	106 A	FIU	8 3	
4 H	Vanderbilt	1 2	33 H	Alabama	4 3	60 A	Arkansas	7 1	106 A	FIU	11 9	
10 N	Mississippi St.	1 5	34 H	Texas A&M	1 2	75 A	Tennessee	6 4	113 A	Memphis	0 4	
18 A	Florida	0 4	34 H	Texas A&M	8 2	75 A	Tennessee	4 3	113 H	Memphis	3 4	
18 A	Florida	0 7	34 H	Texas A&M	6 10	75 A	Tennessee	5 0	124 A	Arkansas St.	11 1	
18 A	Florida	4 3				77 N	Southern Miss.	1 2	124 H	Arkansas St.	10 4	
						79 H	Southeastern La.	6 2	130 H	TCU	1 0	
						79 H	Southeastern La.	2 0	130 H	TCU	5 2	
									130 H	TCU	5 2	
									141 H	Rhode Island	8 1	
									141 H	Rhode Island	1 0	
									141 H	Rhode Island	5 3	
									186 A	La.-Monroe	8 3	
									186 A	La.-Monroe	10 4	
									207 H	Lipscomb	8 5	
									207 H	Lipscomb	10 1	
									207 H	Lipscomb	9 8	
									221 H	Ark.-Pine Bluff	7 2	
									283 H	UT Martin	15 2	
LAST 10 GAMES												
124 A	Arkansas St.	11 1	113 A	Memphis	0 4							
75 A	Tennessee	4 3	33 H	Alabama	4 3							
75 A	Tennessee	6 4	33 H	Alabama	5 2							
75 A	Tennessee	5 0	33 H	Alabama	6 0							
77 N	Southern Miss.	1 2	10 N	Mississippi St.	1 5							

Non-Div. I Games:

Ole Miss

Average RPI Win: 100		WON-LOST	WINNING	LAST 10	STRENGTH OF		OPP. STRENGTH	TEAM	ADJ	CONF.	ADJ CONF.			
Average RPI Loss: 78		RECORD	PCT. RANK	GAMES	SCHEDULE		OF SCHEDULE	RPI	RPI	RPI	RPI			
DIV. I ONLY		24-12-1	.66216	50	6-4-0		21	28	20	.58547	20	3	3	
DIV. I NON-CONF.		16-4-1	.78571	26	3-1-0		96	75	15	.58974	15	3	3	
TOTALS		RPI 1-25	RPI 26-50		W-L RECORDS		RPI 51-100		RPI 101-150		RPI 150+			
24-12-1		5-4-0	0-0-0		OVERALL		8-3-1		6-4-0		5-1-0			
13-6-0		4-2-0	0-0-0		HOME		1-0-0		6-3-0		2-1-0			
8-6-0		1-2-0	0-0-0		AWAY		5-3-0		0-1-0		2-0-0			
3-0-1		0-0-0	0-0-0		NEUTRAL		2-0-1		0-0-0		1-0-0			
16-4-1		0-0-0	0-0-0		NON-CONFERENCE		6-1-1		5-2-0		5-1-0			
8-2-0		0-0-0	0-0-0		HOME		1-0-0		5-1-0		2-1-0			
5-2-0		0-0-0	0-0-		AWAY		3-1-0		0-1-0		2-0-0			
3-0-1		0-0-0	0-0-0		NEUTRAL		2-0-1		0-0-0		1-0-0			
8-8-0		5-4-0	0-0-0		CONFERENCE		2-2-0		1-2-0		0-0-0			
5-4-0		4-2-0	0-0-0		HOME		0-0-0		1-2-0		0-0-0			
3-4-0		1-2-0	0-0-0		AWAY		2-2-0		0-0-0		0-0-0			
0-0-0		0-0-0	0-0-0		NEUTRAL		0-0-0		0-0-0		0-0-0			
RPI	S	Opponent	Score		RPI	S	Opponent	Score		RPI	S	Opponent	Score	
5	A	Oregon St.	3	4						52	N	Gonzaga	6	6
5	A	Oregon St.	0	5						60	N	Arkansas	3	2
5	A	Oregon St.	4	0						60	N	Arkansas	3	1
9	H	Oregon	14	9						64	A	Arizona	9	10
9	H	Oregon	6	5						67	A	UNLV	11	3
9	H	Oregon	3	16						72	H	New Mexico	4	3
16	H	UCLA	10	12						75	A	Tennessee	4	0
16	H	UCLA	4	1						75	A	Tennessee	2	11
16	H	UCLA	7	4						75	A	Tennessee	5	1
										98	A	Southern California	0	5
										98	A	Southern California	6	3
										98	A	Southern California	6	5

Non-Div. I Games:

Arizona St.

M
e
r
c
e
r

Mercer

RPI	S	Opponent	Score	
254	A	Alabama St.	0	4
254	H	Alabama St.	10	2
281	A	Florida A&M	5	11
281	H	Florida A&M	18	3
281	H	Florida A&M	11	1

Mercer

M
e
r
c
e
r

M
e
r
c
e
r

Average RPI Win: 108		WON-LOST	WINNING	LAST 10	STRENGTH OF		OPP. STRENGTH	TEAM	ADJ		CONF.	ADJ CONF.
Average RPI Loss: 47		RECORD	PCT. RANK	GAMES	SCHEDULE		OF SCHEDULE	RPI	RPI		RPI	RPI
DIV. I ONLY		27-13-0	.675	42	4-6-0		45	8	22		1	1
DIV. I NON-CONF.		16-3-0	.84211	12	2-1-0		142	48	21		1	1
TOTALS		RPI 1-25	RPI 26-50		W-L RECORDS		RPI 51-100		RPI 101-150		RPI 150+	
27-13-0		6-8-0	0-0-0		OVERALL		7-3-0		6-3-0		8-0-0	
20-7-0		3-4-0	0-0-0		HOME		6-1-0		3-2-0		8-0-0	
7-6-0		3-4-0	0-0-0		AWAY		1-2-0		3-0-0		0-0-0	
0-1-0		0-0-0	0-0-0		NEUTRAL		0-0-0		0-1-0		0-0-0	
16-3-0		1-1-0	0-0-0		NON-CONFERENCE		4-0-0		6-3-0		5-0-0	
13-2-0		1-0-0	0-0-0		HOME		4-0-0		3-2-0		5-0-0	
3-1-0		0-1-0	0-0-		AWAY		0-0-0		3-0-0		0-0-0	
0-1-0		0-0-0	0-0-0		NEUTRAL		0-0-0		0-1-0		0-0-0	
11-10-0		5-7-0	0-0-0		CONFERENCE		3-3-0		0-0-0		3-0-0	
7-5-0		2-4-0	0-0-0		HOME		2-1-0		0-0-0		3-0-0	
4-5-0		3-3-0	0-0-0		AWAY		1-2-0		0-0-0		0-0-0	
0-0-0		0-0-0	0-0-0		NEUTRAL		0-0-0		0-0-0		0-0-0	
RPI S	Opponent	Score	RPI S	Opponent	Score	RPI S	Opponent	Score	RPI S	Opponent	Score	
3 H	Virginia	3 2				55 H	Wake Forest	5 1	111 A	Ga. Southern	14 8	
3 H	Virginia	2 7				55 H	Wake Forest	8 1	111 A	Ga. Southern	11 4	
3 H	Virginia	2 1				55 H	Wake Forest	6 8	111 H	Ga. Southern	4 5	
7 A	Florida St.	6 8				56 H	Rutgers	12 0	140 H	St. John's (NY)	10 1	
7 A	Florida St.	10 0				56 H	Rutgers	11 2	140 H	St. John's (NY)	3 2	
7 A	Florida St.	3 11				56 H	Rutgers	13 1	140 H	St. John's (NY)	7 9	
8 H	North Carolina St.	7 8				61 A	Duke	0 3	145 H	Kennesaw St.	9 1	
8 H	North Carolina St.	2 6				61 A	Duke	0 2	146 A	Georgia	7 5	
8 H	North Carolina St.	4 13				61 A	Duke	2 1	146 N	Georgia	0 17	
15 A	Virginia Tech	14 9				69 H	Citadel	5 4	165 H	Georgia St.	16 5	
15 A	Virginia Tech	11 1							184 H	Boston College	12 5	
15 A	Virginia Tech	2 6							184 H	Boston College	9 1	
21 A	Mercer	1 10							184 H	Boston College	11 3	
21 H	Mercer	16 9							189 H	Savannah St.	14 1	
									244 H	Akron	10 3	
									244 H	Akron	3 0	
									244 H	Akron	5 3	
LAST 10 GAMES												
146 N	Georgia	0 17	3 H	Virginia	3 2							
8 H	North Carolina St.	7 8	3 H	Virginia	2 7							
8 H	North Carolina St.	2 6	3 H	Virginia	2 1							
8 H	North Carolina St.	4 13	146 A	Georgia	7 5							
189 H	Savannah St.	14 1	61 A	Duke	0 3							

Non-Div. I Games:

Georgia Tech

Average RPI Win: 124		WON-LOST	WINNING	LAST 10	STRENGTH OF		OPP. STRENGTH	TEAM	ADJ	CONF.	ADJ CONF.
Average RPI Loss: 63		RECORD	PCT. RANK	GAMES	SCHEDULE		OF SCHEDULE	RPI	RPI	RPI	RPI
DIV. I ONLY		30-9-0	.76923	11	6-4-0		131	37	24	.5703	24
DIV. I NON-CONF.		21-5-0	.80769	21	4-2-0		134	18	25	.57648	25
TOTALS		RPI 1-25	RPI 26-50		W-L RECORDS		RPI 51-100		RPI 101-150		RPI 150+
30-9-0		0-3-0	7-1-0		OVERALL		10-3-0		3-3-0		10-0-0
23-4-0		0-1-0	6-1-0		HOME		9-2-0		2-1-0		6-0-0
5-4-0		0-1-0	1-0-0		AWAY		0-1-0		1-2-0		3-0-0
2-1-0		0-1-0	0-0-0		NEUTRAL		1-0-0		0-0-0		1-0-0
21-5-0		0-3-0	4-1-0		NON-CONFERENCE		8-1-0		2-1-0		7-0-0
19-3-0		0-1-0	3-1-0		HOME		8-0-0		2-1-0		6-0-0
1-2-0		0-1-0	1-0-		AWAY		0-1-0		0-0-0		0-0-0
1-1-0		0-1-0	0-0-0		NEUTRAL		0-0-0		0-0-0		1-0-0
9-4-0		0-0-0	3-0-0		CONFERENCE		2-2-0		1-2-0		3-0-0
4-2-0		0-0-0	3-0-0		HOME		1-2-0		0-0-0		0-0-0
4-2-0		0-0-0	0-0-0		AWAY		0-0-0		1-2-0		3-0-0
1-0-0		0-0-0	0-0-0		NEUTRAL		1-0-0		0-0-0		0-0-0
RPI S	Opponent	Score	RPI S	Opponent	Score	RPI S	Opponent	Score	RPI S	Opponent	Score
4 H	Vanderbilt	2 10	27 A	Kentucky	12 5	56 H	Rutgers	2 6	101 H	Kent St.	2 3
14 A	Indiana	2 6	27 H	Kentucky	4 5	56 H	Rutgers	3 7	101 H	Kent St.	10 3
14 N	Indiana	0 2	28 H	Notre Dame	10 5	56 H	Rutgers	4 0	101 H	Kent St.	14 2
			28 H	Notre Dame	10 5	70 H	Elon	10 1	140 A	St. John's (NY)	3 4
			28 H	Notre Dame	2 1	70 H	Elon	7 5	140 A	St. John's (NY)	5 6
			33 H	Alabama	4 3	70 H	Elon	4 0	140 A	St. John's (NY)	7 4
			33 H	Alabama	6 0	81 A	Western Ky.	5 6	195 H	Purdue	3 1
			33 H	Alabama	8 7	90 H	Xavier	8 6	195 N	Purdue	9 4
						90 H	Xavier	6 1	234 H	Eastern Ky.	17 6
						90 H	Xavier	7 0	244 H	Akron	2 1
						96 N	South Fla.	10 1	244 H	Akron	8 0
						98 H	Southern California	6 3	244 H	Akron	7 0
						98 H	Southern California	13 6	245 A	Cincinnati	7 4
									245 A	Cincinnati	4 1
									245 A	Cincinnati	8 3
									253 H	Morehead St.	13 4
LAST 10 GAMES											
4 H	Vanderbilt	2 10	70 H	Elon	4 0						
140 A	St. John's (NY)	5 6	70 H	Elon	7 5						
140 A	St. John's (NY)	3 4	70 H	Elon	10 1						
140 A	St. John's (NY)	7 4	81 A	Western Ky.	5 6						
27 A	Kentucky	12 5	245 A	Cincinnati	7 4						

Non-Div. I Games:

Louisville

[illegible]

Non-Div. I Games:

Austin Peay

RPI	S	Opponent	Score	
272	A	Murray St.	10	3
272	A	Murray St.	4	3

Austin Peay

A
u
s
t
i
n
P
e
a
y

A
u
s
t
i
n
P
e
a
y

Average RPI Win:		143	WON-LOST RECORD		WINNING PCT. RANK	LAST 10 GAMES		STRENGTH OF SCHEDULE		OPP. STRENGTH OF SCHEDULE	TEAM RPI	ADJ RPI	CONF. RPI	ADJ CONF. RPI						
Average RPI Loss:		94																		
DIV. I ONLY			30-11-0		.73171	20		87		72	26	.5666	26	8	8					
DIV. I NON-CONF.			18-9-0		.66667	61		111		44	81	.53457	81	9	9					
TOTALS		RPI 1-25		RPI 26-50		W-L RECORDS		RPI 51-100		RPI 101-150		RPI 150+								
30-11-0		1-4-0		3-2-0		OVERALL		8-1-0		2-0-0		17-4-0								
21-7-0		0-4-0		3-2-0		HOME		3-0-0		2-0-0		13-1-0								
9-4-0		1-0-0		0-0-0		AWAY		5-1-0		0-0-0		4-3-0								
0-0-0		0-0-0		0-0-0		NEUTRAL		0-0-0		0-0-0		0-0-0								
18-9-0		1-4-0		1-1-0		NON-CONFERENCE		5-1-0		2-0-0		10-3-0								
16-6-0		0-4-0		1-1-0		HOME		3-0-0		2-0-0		10-1-0								
3-3-0		1-0-0		0-0-		AWAY		2-1-0		0-0-0		0-2-0								
0-0-0		0-0-0		0-0-0		NEUTRAL		0-0-0		0-0-0		0-0-0								
12-2-0		0-0-0		2-1-0		CONFERENCE		3-0-0		0-0-0		7-1-0								
5-1-0		0-0-0		2-1-0		HOME		0-0-0		0-0-0		3-0-0								
7-1-0		0-0-0		0-0-0		AWAY		3-0-0		0-0-0		4-1-0								
0-0-0		0-0-0		0-0-0		NEUTRAL		0-0-0		0-0-0		0-0-0								
RPI	S	Opponent		Score		RPI	S	Opponent		Score		RPI	S	Opponent		Score				
1	A	North Carolina		9	8	31	H	San Diego		0	2	70	A	Elon		8	5			
1	H	North Carolina		0	10	43	H	Coastal Caro.		13	7	70	H	Elon		7	3			
8	H	North Carolina St.		6	10	44	H	Delaware		4	2	71	A	Col. of Charleston		5	6			
15	H	Virginia Tech		0	9	44	H	Delaware		7	11	71	H	Col. of Charleston		7	2			
15	H	Virginia Tech		2	7	44	H	Delaware		3	2	78	A	East Carolina		7	2			
												78	H	East Carolina		10	3			
												88	A	Old Dominion		8	1			
												88	A	Old Dominion		1	0			
												88	A	Old Dominion		6	3			
														163 A James Madison		5	17			
														163 A James Madison		9	1			
														165 H Georgia St.		9	0			
														165 H Georgia St.		12	11			
														165 H Georgia St.		12	1			
														168 H Gardner-Webb		7	6			
														177 A Charleston So.		6	7			
														177 H Charleston So.		10	3			
														238 A Davidson		1	2			
														238 H Davidson		4	1			
														238 H Davidson		15	2			
														246 A George Mason		10	2			
														246 A George Mason		4	2			
														246 A George Mason		8	3			
														247 H Stony Brook		3	2			
														276 H Lehigh		6	1			
														276 H Lehigh		1	4			
														276 H Lehigh		15	0			
					LAST 10 GAMES															
					1	A	North Carolina		9	8	44	H	Delaware		7	11	276	H	Lehigh	
					246	A	George Mason		10	2	44	H	Delaware		4	2				
					246	A	George Mason		8	3	44	H	Delaware		3	2				
					246	A	George Mason		4	2	70	A	Elon		8	5				
					78	A	East Carolina		7	2	238	H	Davidson		4	1				

Non-Div. I Games:

UNC Wilmington

Average RPI Win: 129		WON-LOST RECORD		WINNING PCT. RANK		LAST 10 GAMES		STRENGTH OF SCHEDULE		OPP. STRENGTH OF SCHEDULE		TEAM RPI		ADJ RPI		CONF. RPI		ADJ CONF. RPI	
DIV. I ONLY		24-15-0		.61538 66		2-8-0		32		21		27		.56352 27		2		2	
DIV. I NON-CONF.		17-4-0		.80952 19		1-1-0		121		110		30		.57012 30		2		2	
TOTALS		RPI 1-25		RPI 26-50		W-L RECORDS		RPI 51-100		RPI 101-150		RPI 150+							
24-15-0		8-10-0		1-1-0		OVERALL		3-3-0		2-1-0		10-0-0							
16-7-0		5-3-0		0-0-0		HOME		2-3-0		2-1-0		7-0-0							
5-7-0		3-7-0		1-0-0		AWAY		0-0-0		0-0-0		1-0-0							
3-1-0		0-0-0		0-1-0		NEUTRAL		1-0-0		0-0-0		2-0-0							
17-4-0		4-2-0		1-1-0		NON-CONFERENCE		2-1-0		0-0-0		10-0-0							
11-3-0		3-2-0		0-0-0		HOME		1-1-0		0-0-0		7-0-0							
3-0-0		1-0-0		1-0-		AWAY		0-0-0		0-0-0		1-0-0							
3-1-0		0-0-0		0-1-0		NEUTRAL		1-0-0		0-0-0		2-0-0							
7-11-0		4-8-0		0-0-0		CONFERENCE		1-2-0		2-1-0		0-0-0							
5-4-0		2-1-0		0-0-0		HOME		1-2-0		2-1-0		0-0-0							
2-7-0		2-7-0		0-0-0		AWAY		0-0-0		0-0-0		0-0-0							
0-0-0		0-0-0		0-0-0		NEUTRAL		0-0-0		0-0-0		0-0-0							
RPI	S	Opponent		Score		RPI	S	Opponent		Score		RPI	S	Opponent		Score			
2	A	LSU		4 11		39	N	Kansas St.		5 7		70	N	Elon		6 1			
2	A	LSU		1 9		43	A	Coastal Caro.		8 2		75	H	Tennessee		9 10			
2	A	LSU		1 11								75	H	Tennessee		0 5			
10	H	Mississippi St.		4 3								75	H	Tennessee		5 4			
10	H	Mississippi St.		3 2								81	H	Western Ky.		3 6			
10	H	Mississippi St.		4 8								90	H	Xavier		6 3			
11	A	South Carolina		2 5												214 A USC Upstate			
11	A	South Carolina		1 3												234 H Eastern Ky.			
11	A	South Carolina		6 7												235 N Niagara			
18	A	Florida		6 2												244 H Akron			
18	A	Florida		1 4												244 H Akron			
18	A	Florida		11 5												244 H Akron			
23	H	Michigan St.		3 1												272 H Murray St.			
23	H	Michigan St.		1 6												290 H Ohio			
23	H	Michigan St.		2 1															
24	A	Louisville		5 4															
24	H	Louisville		5 12															
25	H	Austin Peay		6 3															
LAST 10 GAMES																			
11	A	South Carolina		1 3		75	H	Tennessee		9 10									
11	A	South Carolina		2 5		75	H	Tennessee		5 4									
11	A	South Carolina		6 7		25	H	Austin Peay		6 3									
24	H	Louisville		5 12		2	A	LSU		4 11									
75	H	Tennessee		0 5		2	A	LSU		1 9									

Non-Div. I Games:

Kentucky

Notre Dame

Average RPI Win: 134		WON-LOST RECORD		WINNING PCT. RANK		LAST 10 GAMES		STRENGTH OF SCHEDULE		OPP. STRENGTH OF SCHEDULE		TEAM RPI		ADJ RPI		CONF. RPI		ADJ CONF. RPI	
DIV. I ONLY		22-15-0		.59459 75		3-7-0		46		102		28		.56205 28		9		9	
DIV. I NON-CONF.		18-7-0		.72 47		3-3-0		63		84		16		.58946 16		11		11	
TOTALS		RPI 1-25		RPI 26-50		W-L RECORDS		RPI 51-100		RPI 101-150		RPI 150+							
22-15-0		1-5-0		7-2-0		OVERALL		2-4-0		4-3-0		8-2-0							
9-3-0		0-0-0		2-1-0		HOME		0-0-0		0-1-0		7-1-0							
6-10-0		0-4-0		2-1-0		AWAY		1-4-0		3-1-0		0-1-0							
7-2-0		1-1-0		3-0-0		NEUTRAL		1-0-0		1-1-0		1-0-0							
18-7-0		1-2-0		5-1-0		NON-CONFERENCE		2-1-0		4-3-0		6-1-0							
5-1-0		0-0-0		0-0-0		HOME		0-0-0		0-1-0		5-0-0							
6-5-0		0-1-0		2-0-		AWAY		1-1-0		3-1-0		0-1-0							
7-2-0		1-1-0		3-0-0		NEUTRAL		1-0-0		1-1-0		1-0-0							
4-8-0		0-3-0		2-1-0		CONFERENCE		0-3-0		0-0-0		2-1-0							
4-2-0		0-0-0		2-1-0		HOME		0-0-0		0-0-0		2-1-0							
0-6-0		0-3-0		0-0-0		AWAY		0-3-0		0-0-0		0-0-0							
0-0-0		0-0-0		0-0-0		NEUTRAL		0-0-0		0-0-0		0-0-0							
RPI	S	Opponent		Score	RPI	S	Opponent		Score	RPI	S	Opponent		Score					
15	N	Virginia Tech		3 0	38	N	Ohio St.		13 3	59	A	Pittsburgh		2 4					
16	A	UCLA		1 2	40	N	Oklahoma		6 5	59	A	Pittsburgh		3 12					
21	N	Mercer		4 5	41	A	Cal Poly		1 0	59	A	Pittsburgh		0 4					
24	A	Louisville		5 10	41	A	Cal Poly		6 5	75	N	Tennessee		3 2					
24	A	Louisville		5 10	41	A	Cal Poly		3 6	97	A	UC Santa Barbara		2 7					
24	A	Louisville		1 2	47	N	FGCU		6 5	98	A	Southern California		2 1					
					50	H	Seton Hall		3 2										
					50	H	Seton Hall		3 2										
					50	H	Seton Hall		3 4										

Non-Div. I Games:

Notre Dame

Average RPI Win:		146	WON-LOST RECORD		WINNING PCT. RANK	LAST 10 GAMES	STRENGTH OF SCHEDULE		OPP. STRENGTH OF SCHEDULE	TEAM RPI	ADJ RPI	CONF. RPI	ADJ CONF. RPI
Average RPI Loss:		84											
DIV. I ONLY		27-13-0			.675 42	6-4-0	73		74	29	.56202 29	5	5
DIV. I NON-CONF.		17-5-0			.77273 27	2-2-0	98		132	28	.57167 28	7	7
TOTALS		RPI 1-25	RPI 26-50		W-L RECORDS		RPI 51-100		RPI 101-150		RPI 150+		
27-13-0		0-1-0	2-1-0		OVERALL		6-7-0		4-2-0		16-2-0		
20-5-0		0-1-0	2-1-0		HOME		2-1-0		4-1-0		12-1-0		
7-8-0		0-0-0	0-0-0		AWAY		4-6-0		0-1-0		4-1-0		
0-0-0		0-0-0	0-0-0		NEUTRAL		0-0-0		0-0-0		0-0-0		
17-5-0		0-1-0	0-0-0		NON-CONFERENCE		3-1-0		4-2-0		11-1-0		
13-3-0		0-1-0	0-0-0		HOME		0-0-0		4-1-0		9-1-0		
5-2-0		0-0-0	0-0-		AWAY		3-1-0		0-1-0		2-0-0		
0-0-0		0-0-0	0-0-0		NEUTRAL		0-0-0		0-0-0		0-0-0		
10-8-0		0-0-0	2-1-0		CONFERENCE		3-6-0		0-0-0		5-1-0		
7-2-0		0-0-0	2-1-0		HOME		2-1-0		0-0-0		3-0-0		
3-6-0		0-0-0	0-0-0		AWAY		1-5-0		0-0-0		2-1-0		
0-0-0		0-0-0	0-0-0		NEUTRAL		0-0-0		0-0-0		0-0-0		
RPI S	Opponent	Score	RPI S	Opponent	Score	RPI S	Opponent	Score	RPI S	Opponent	Score		
2 H	LSU	2 11	36 H	Fla. Atlantic	5 3	53 A	Middle Tenn.	5 7	126 A	Nicholls St.	3 4		
			36 H	Fla. Atlantic	12 2	53 A	Middle Tenn.	3 9	126 H	Nicholls St.	5 1		
			36 H	Fla. Atlantic	4 5	53 A	Middle Tenn.	5 12	128 H	Tulane	5 7		
						57 H	Troy	4 10	148 H	UTSA	18 6		
						57 H	Troy	7 6	148 H	UTSA	9 6		
						57 H	Troy	9 2	148 H	UTSA	2 1		
						77 A	Southern Miss.	9 1	170 A	UALR	9 2		
						77 A	Southern Miss.	13 4	170 A	UALR	15 10		
						77 A	Southern Miss.	2 9	170 A	UALR	2 7		
						79 A	Southeastern La.	9 6	172 H	Sacred Heart	8 2		
						81 A	Western Ky.	0 3	172 H	Sacred Heart	4 2		
						81 A	Western Ky.	9 10	172 H	Sacred Heart	4 3		
						81 A	Western Ky.	8 6	179 H	Central Mich.	12 6		
									179 H	Central Mich.	5 3		
									179 H	Central Mich.	5 4		
									179 H	Central Mich.	2 10		
									186 H	La.-Monroe	9 2		
									186 H	La.-Monroe	5 2		
									186 H	La.-Monroe	3 2		
									205 A	Northwestern St.	12 0		
									205 H	Northwestern St.	12 3		
									218 A	McNeese St.	11 9		
									218 H	McNeese St.	8 5		
									229 H	Southern U.	11 6		
			LAST 10 GAMES										
			218 A	McNeese St.	11 9	170 A	UALR	15 10					
			36 H	Fla. Atlantic	12 2	170 A	UALR	2 7					
			36 H	Fla. Atlantic	4 5	170 A	UALR	9 2					
			36 H	Fla. Atlantic	5 3	205 A	Northwestern St.	12 0					
			126 A	Nicholls St.	3 4	128 H	Tulane	5 7					

Non-Div. I Games:

La.-Lafayette

Average RPI Win:		144	WON-LOST RECORD		WINNING PCT. RANK		LAST 10 GAMES		STRENGTH OF SCHEDULE		OPP. STRENGTH OF SCHEDULE		TEAM RPI		ADJ RPI		CONF. RPI		ADJ CONF. RPI					
DIV. I ONLY			26-16-0		.61905		62		5-5-0		54		126		30		.56069		30		8		8	
DIV. I NON-CONF.			17-10-0		.62963		78		2-1-0		62		164		59		.54545		59		9		9	
TOTALS		RPI 1-25		RPI 26-50		W-L RECORDS		RPI 51-100		RPI 101-150		RPI 150+												
26-16-0		1-3-0		2-1-0		OVERALL		4-5-0		6-5-0		13-2-0												
16-5-0		0-0-0		0-0-0		HOME		2-2-0		2-2-0		12-1-0												
10-11-0		1-3-0		2-1-0		AWAY		2-3-0		4-3-0		1-1-0												
0-0-0		0-0-0		0-0-0		NEUTRAL		0-0-0		0-0-0		0-0-0												
17-10-0		1-3-0		0-0-0		NON-CONFERENCE		4-2-0		2-3-0		10-2-0												
13-5-0		0-0-0		0-0-0		HOME		2-2-0		2-2-0		9-1-0												
4-5-0		1-3-0		0-0-		AWAY		2-0-0		0-1-0		1-1-0												
0-0-0		0-0-0		0-0-0		NEUTRAL		0-0-0		0-0-0		0-0-0												
9-6-0		0-0-0		2-1-0		CONFERENCE		0-3-0		4-2-0		3-0-0												
3-0-0		0-0-0		0-0-0		HOME		0-0-0		0-0-0		3-0-0												
6-6-0		0-0-0		2-1-0		AWAY		0-3-0		4-2-0		0-0-0												
0-0-0		0-0-0		0-0-0		NEUTRAL		0-0-0		0-0-0		0-0-0												
RPI	S	Opponent		Score		RPI	S	Opponent		Score		RPI	S	Opponent		Score		RPI	S	Opponent		Score		
3	A	Virginia		2	11	44	A	Delaware		3	20	56	H	Rutgers		4	3	104	A	Towson		5	2	
13	A	Clemson		2	12	44	A	Delaware		4	2	56	H	Rutgers		3	5	104	A	Towson		4	12	
13	A	Clemson		0	2	44	A	Delaware		9	0	56	H	Rutgers		4	3	104	A	Towson		8	13	
13	A	Clemson		11	2							78	A	East Carolina		10	4	132	H	High Point		9	5	
												88	A	Old Dominion		0	1	132	H	High Point		5	4	
												88	A	Old Dominion		5	6	132	H	High Point		5	7	
												88	A	Old Dominion		1	10	137	A	Northeastern		1	0	
												100	A	Liberty		5	3	137	A	Northeastern		1	0	
												100	H	Liberty		2	6	137	A	Northeastern		1	0	
																		143	A	VMI		2	4	
																		143	H	VMI		2	6	
																		152	H	Longwood		5	2	
																		159	A	Richmond		4	5	
																		159	H	Richmond		7	6	
																		163	H	James Madison		5	3	
																		163	H	James Madison		9	8	
																		163	H	James Madison		8	4	
																		200	H	Siena		4	2	
																		200	H	Siena		9	3	
																		200	H	Siena		13	2	
																		208	H	Penn		19	5	
																		208	H	Penn		8	2	
																		208	H	Penn		4	10	
																		208	H	Penn		7	5	
																		270	A	Norfolk St.		4	0	
																		270	H	Norfolk St.		13	4	
																		143	A	VMI		2	4	
																		104	A	Towson		8	13	
LAST 10 GAMES				88	A	Old Dominion		0	1	163	H	James Madison		9	8	208	H	Penn		4	10			
				88	A	Old Dominion		1	10	163	H	James Madison		5	3	208	H	Penn		7	5			
				88	A	Old Dominion		5	6	270	H	Norfolk St.		13	4	270	A	Norfolk St.		4	0			
				159	H	Richmond		7	6	143	A	VMI		2	4	270	H	Norfolk St.		13	4			
				163	H	James Madison		8	4															

Non-Div. I Games:

William & Mary

Average RPI Win:		107	WON-LOST RECORD		WINNING PCT. RANK		LAST 10 GAMES		STRENGTH OF SCHEDULE		OPP. STRENGTH OF SCHEDULE		TEAM RPI		ADJ RPI		CONF. RPI		ADJ CONF. RPI				
DIV. I ONLY			24-15-0		.61538 66		6-4-0		16		73		31		.56068 31		12		12				
DIV. I NON-CONF.			15-9-0		.625 80		2-1-0		7		72		32		.56705 32		8		8				
TOTALS		RPI 1-25		RPI 26-50		W-L RECORDS		RPI 51-100		RPI 101-150		RPI 150+											
24-15-0		3-1-0		4-2-0		OVERALL		7-9-0		5-3-0		6-0-0											
15-10-0		3-1-0		1-0-0		HOME		6-6-0		5-3-0		1-0-0											
7-5-0		0-0-0		3-2-0		AWAY		1-3-0		0-0-0		3-0-0											
2-0-0		0-0-0		0-0-0		NEUTRAL		0-0-0		0-0-0		2-0-0											
15-9-0		3-1-0		3-0-0		NON-CONFERENCE		2-5-0		5-3-0		3-0-0											
12-8-0		3-1-0		1-0-0		HOME		2-4-0		5-3-0		1-0-0											
2-1-0		0-0-0		2-0-		AWAY		0-1-0		0-0-0		0-0-0											
2-0-0		0-0-0		0-0-0		NEUTRAL		0-0-0		0-0-0		2-0-0											
9-6-0		0-0-0		1-2-0		CONFERENCE		5-4-0		0-0-0		3-0-0											
4-2-0		0-0-0		0-0-0		HOME		4-2-0		0-0-0		0-0-0											
5-4-0		0-0-0		1-2-0		AWAY		1-2-0		0-0-0		3-0-0											
0-0-0		0-0-0		0-0-0		NEUTRAL		0-0-0		0-0-0		0-0-0											
RPI	S	Opponent		Score		RPI	S	Opponent		Score		RPI	S	Opponent		Score		RPI	S	Opponent		Score	
5	H	Oregon St.		7	4	26	A	UNC Wilmington		2	0	52	A	Gonzaga		10	9	101	H	Kent St.		2	1
5	H	Oregon St.		13	3	42	A	Loyola Marymount		1	3	52	A	Gonzaga		2	6	101	H	Kent St.		5	9
5	H	Oregon St.		5	14	42	A	Loyola Marymount		0	4	52	A	Gonzaga		1	8	101	H	Kent St.		18	11
6	H	Cal St. Fullerton		7	3	42	A	Loyola Marymount		4	2	65	H	BYU		7	5	101	H	Kent St.		14	2
						43	A	Coastal Caro.		8	3	65	H	BYU		5	3	122	H	UC Riverside		3	2
						50	H	Seton Hall		2	1	65	H	BYU		10	9	123	H	Saint Louis		3	6
												66	H	UC Irvine		3	11	123	H	Saint Louis		11	3
												67	H	UNLV		6	3	134	H	Michigan		2	5
												74	H	San Diego St.		3	5	168	N	Gardner-Webb		5	0
												74	H	San Diego St.		1	8	201	H	Holy Cross		17	2
												74	H	San Diego St.		2	4	247	N	Stony Brook		15	4
												83	H	Pepperdine		4	7	277	A	Santa Clara		6	3
												83	H	Pepperdine		4	2	277	A	Santa Clara		7	3
												83	H	Pepperdine		2	5	277	A	Santa Clara		7	4
												94	A	Cal St. Northridge		4	8						
												97	H	UC Santa Barbara		7	5						
						LAST 10 GAMES																	
						122	H	UC Riverside		3	2	83	H	Pepperdine		2	5						
						277	A	Santa Clara		6	3	83	H	Pepperdine		4	2						
						277	A	Santa Clara		7	4	83	H	Pepperdine		4	7						
						277	A	Santa Clara		7	3	66	H	UC Irvine		3	11						
						97	H	UC Santa Barbara		7	5	42	A	Loyola Marymount		1	3						

Non-Div. I Games:

San Diego

Average RPI Win: 183		WON-LOST RECORD		WINNING PCT. RANK		LAST 10 GAMES		STRENGTH OF SCHEDULE		OPP. STRENGTH OF SCHEDULE		TEAM RPI		ADJ RPI		CONF. RPI		ADJ CONF. RPI	
DIV. I ONLY		28-10-0		.73684 19		8-2-0		181		113		32		.55938 32		11		11	
DIV. I NON-CONF.		20-3-0		.86957 7		2-0-0		184		213		17		.58926 17		13		13	
TOTALS		RPI 1-25		RPI 26-50		W-L RECORDS		RPI 51-100		RPI 101-150		RPI 150+							
28-10-0		2-2-0		0-0-0		OVERALL		6-2-0		4-5-0		17-1-0							
17-2-0		0-0-0		0-0-0		HOME		3-1-0		2-1-0		13-0-0							
11-8-0		2-2-0		0-0-0		AWAY		3-1-0		2-4-0		4-1-0							
0-0-0		0-0-0		0-0-0		NEUTRAL		0-0-0		0-0-0		0-0-0							
20-3-0		2-2-0		0-0-0		NON-CONFERENCE		4-1-0		0-0-0		15-0-0							
14-0-0		0-0-0		0-0-0		HOME		1-0-0		0-0-0		13-0-0							
7-3-0		2-2-0		0-0-		AWAY		3-1-0		0-0-0		2-0-0							
0-0-0		0-0-0		0-0-0		NEUTRAL		0-0-0		0-0-0		0-0-0							
8-7-0		0-0-0		0-0-0		CONFERENCE		2-1-0		4-5-0		2-1-0							
4-2-0		0-0-0		0-0-0		HOME		2-1-0		2-1-0		0-0-0							
4-5-0		0-0-0		0-0-0		AWAY		0-0-0		2-4-0		2-1-0							
0-0-0		0-0-0		0-0-0		NEUTRAL		0-0-0		0-0-0		0-0-0							
RPI S	Opponent		Score		RPI S	Opponent		Score		RPI S	Opponent		Score		RPI S	Opponent		Score	
4 A	Vanderbilt		2	10						51 H	Kansas		9	3	126 H	Nicholls St.		7	6
10 A	Mississippi St.		7	5						68 H	Lamar		12	7	126 H	Nicholls St.		1	2
10 A	Mississippi St.		7	3						68 H	Lamar		10	0	126 H	Nicholls St.		5	4
10 A	Mississippi St.		2	4						68 H	Lamar		2	3	136 A	Oral Roberts		3	4
										76 A	Oklahoma St.		11	3	136 A	Oral Roberts		2	3
										77 A	Southern Miss.		14	3	136 A	Oral Roberts		1	8
										77 A	Southern Miss.		3	1	139 A	A&M-Corpus Christi		8	7
										77 A	Southern Miss.		1	2	139 A	A&M-Corpus Christi		0	3
															139 A	A&M-Corpus Christi		7	2
															180 H	Wichita St.		6	3
															205 A	Northwestern St.		2	1
															205 A	Northwestern St.		7	4
															205 A	Northwestern St.		0	1
															221 A	Ark.-Pine Bluff		6	1
															221 H	Ark.-Pine Bluff		6	3
															263 H	Jackson St.		13	0
															263 H	Jackson St.		19	4
															269 H	New Orleans		4	3
															269 H	New Orleans		11	1
															272 H	Murray St.		6	5
															272 H	Murray St.		13	1
															272 H	Murray St.		10	1
															282 A	Grambling		10	1
															282 H	Grambling		30	0
															283 H	UT Martin		16	8
															297 H	Mississippi Val.		7	1
															297 H	Mississippi Val.		19	3
LAST 10 GAMES																			
283 H	UT Martin		16	8	126 H	Nicholls St.		1	2	282 A	Grambling		10	1	282 H	Grambling		30	0
139 A	A&M-Corpus Christi		8	7	126 H	Nicholls St.		5	4	282 H	Grambling		30	0	283 H	UT Martin		16	8
139 A	A&M-Corpus Christi		0	3	205 A	Northwestern St.		7	4	297 H	Mississippi Val.		7	1	297 H	Mississippi Val.		19	3
139 A	A&M-Corpus Christi		7	2	205 A	Northwestern St.		2	1										
126 H	Nicholls St.		7	6															

Non-Div. I Games:

Central Ark.

Average RPI Win:	118	WON-LOST	WINNING	LAST 10	STRENGTH OF	OPP. STRENGTH	TEAM	ADJ	CONF.	ADJ CONF.		
Average RPI Loss:	55	RECORD	PCT. RANK	GAMES	SCHEDULE	OF SCHEDULE	RPI	RPI	RPI	RPI		
DIV. I ONLY		24-18-0	.57143	95	5-5-0	19	30	33	.55909	33	2	2
DIV. I NON-CONF.		15-8-0	.65217	68	3-0-0	68	85	45	.55452	45	2	2
<hr/>												
TOTALS	RPI 1-25	RPI 26-50		W-L RECORDS		RPI 51-100		RPI 101-150		RPI 150+		
24-18-0	1-8-0	4-3-0		OVERALL		5-3-0		9-3-0		5-1-0		
16-8-0	1-2-0	0-0-0		HOME		5-3-0		6-3-0		4-0-0		
8-8-0	0-6-0	4-2-0		AWAY		0-0-0		3-0-0		1-0-0		
0-2-0	0-0-0	0-1-0		NEUTRAL		0-0-0		0-0-0		0-1-0		
15-8-0	0-3-0	2-1-0		NON-CONFERENCE		2-0-0		6-3-0		5-1-0		
12-3-0	0-0-0	0-0-0		HOME		2-0-0		6-3-0		4-0-0		
3-4-0	0-3-0	2-0-		AWAY		0-0-0		0-0-0		1-0-0		
0-1-0	0-0-0	0-0-0		NEUTRAL		0-0-0		0-0-0		0-1-0		
9-10-0	1-5-0	2-2-0		CONFERENCE		3-3-0		3-0-0		0-0-0		
4-5-0	1-2-0	0-0-0		HOME		3-3-0		0-0-0		0-0-0		
5-4-0	0-3-0	2-1-0		AWAY		0-0-0		3-0-0		0-0-0		
0-1-0	0-0-0	0-1-0		NEUTRAL		0-0-0		0-0-0		0-0-0		
<hr/>												
RPI S	Opponent	Score	RPI S	Opponent	Score	RPI S	Opponent	Score	RPI S	Opponent	Score	
2 H	LSU	8 11	36 A	Fla. Atlantic	5 2	60 H	Arkansas	1 3	112 H	Jacksonville St.	6 5	
2 H	LSU	0 5	36 A	Fla. Atlantic	4 2	60 H	Arkansas	5 0	113 H	Memphis	0 6	
2 H	LSU	4 3	36 A	Fla. Atlantic	0 3	60 H	Arkansas	0 6	113 H	Memphis	4 2	
19 A	Ole Miss	0 6	37 A	Auburn	2 0	75 H	Tennessee	6 7	128 H	Tulane	12 6	
19 A	Ole Miss	2 5	37 A	Auburn	6 2	75 H	Tennessee	12 1	128 H	Tulane	0 4	
19 A	Ole Miss	3 4	37 A	Auburn	3 6	75 H	Tennessee	15 1	128 H	Tulane	2 6	
24 A	Louisville	0 6	37 N	Auburn	3 6	77 H	Southern Miss.	10 8	143 H	VMI	7 4	
24 A	Louisville	3 4				79 H	Southeastern La.	9 1	143 H	VMI	8 3	
24 A	Louisville	7 8							143 H	VMI	10 5	
									146 A	Georgia	3 0	
									146 A	Georgia	6 3	
									146 A	Georgia	6 3	
									171 A	Samford	15 7	
									171 H	Samford	5 4	
									188 H	UAB	7 4	
									188 N	UAB	0 1	
									285 H	Alcorn	7 3	
									285 H	Alcorn	3 2	
<hr/>												
LAST 10 GAMES												
2 H	LSU	4 3	19 A	Ole Miss	2 5							
2 H	LSU	8 11	19 A	Ole Miss	0 6							
2 H	LSU	0 5	285 H	Alcorn	7 3							
188 H	UAB	7 4	285 H	Alcorn	3 2							
19 A	Ole Miss	3 4	60 H	Arkansas	5 0							

Non-Div. I Games:

Alabama

**T
e
x
a
s
A
&
M**

**T
e
x
a
s
A
&
M**

Texas A&M

Average RPI Win: 135		WON-LOST	WINNING	LAST 10	STRENGTH OF		OPP. STRENGTH	TEAM	ADJ	CONF.	ADJ CONF.
Average RPI Loss: 73		RECORD	PCT. RANK	GAMES	SCHEDULE		OF SCHEDULE	RPI	RPI	RPI	RPI
DIV. I ONLY		19-19-0	.5	152	7-3-0		18	96	35	.5579	35
DIV. I NON-CONF.		8-15-0	.34783	223	2-0-0		10	90	92	.52882	92
TOTALS		RPI 1-25	RPI 26-50		W-L RECORDS		RPI 51-100		RPI 101-150		RPI 150+
19-19-0		0-4-0	3-5-0		OVERALL		5-7-0		0-0-0		11-3-0
10-2-0		0-0-0	1-2-0		HOME		4-0-0		0-0-0		5-0-0
9-17-0		0-4-0	2-3-0		AWAY		1-7-0		0-0-0		6-3-0
0-0-0		0-0-0	0-0-0		NEUTRAL		0-0-0		0-0-0		0-0-0
8-15-0		0-4-0	0-2-0		NON-CONFERENCE		5-7-0		0-0-0		3-2-0
6-0-0		0-0-0	0-0-0		HOME		4-0-0		0-0-0		2-0-0
2-15-0		0-4-0	0-0-		AWAY		1-7-0		0-0-0		1-2-0
0-0-0		0-0-0	0-0-0		NEUTRAL		0-0-0		0-0-0		0-0-0
11-4-0		0-0-0	3-3-0		CONFERENCE		0-0-0		0-0-0		8-1-0
4-2-0		0-0-0	1-2-0		HOME		0-0-0		0-0-0		3-0-0
7-2-0		0-0-0	2-1-0		AWAY		0-0-0		0-0-0		5-1-0
0-0-0		0-0-0	0-0-0		NEUTRAL		0-0-0		0-0-0		0-0-0
RPI S	Opponent	Score	RPI S	Opponent	Score	RPI S	Opponent	Score	RPI S	Opponent	Score
6 A	Cal St. Fullerton	0 9	38 H	Ohio St.	5 6	54 A	Texas	0 2	153 A	Iowa	5 6
6 A	Cal St. Fullerton	4 10	38 H	Ohio St.	11 2	54 A	Texas	3 4	153 A	Iowa	12 8
6 A	Cal St. Fullerton	7 8	38 H	Ohio St.	4 7	54 A	Texas	2 8	153 A	Iowa	12 5
6 A	Cal St. Fullerton	5 10	39 A	Kansas St.	8 10	58 A	CSU Bakersfield	4 9	166 H	Northwestern	8 5
			39 A	Kansas St.	1 9	60 H	Arkansas	4 2	166 H	Northwestern	8 6
			48 A	Illinois	6 4	60 H	Arkansas	3 0	166 H	Northwestern	10 9
			48 A	Illinois	9 5	66 A	UC Irvine	1 2	195 A	Purdue	12 2
			48 A	Illinois	7 8	66 A	UC Irvine	4 1	195 A	Purdue	10 4
						66 A	UC Irvine	0 2	195 A	Purdue	10 2
						72 H	New Mexico	3 0	217 H	Northern Colo.	5 1
						72 H	New Mexico	8 5	217 H	Northern Colo.	10 5
						98 A	Southern California	3 4	279 A	Louisiana Tech	0 5
									279 A	Louisiana Tech	1 2
									279 A	Louisiana Tech	3 2
LAST 10 GAMES											
			195 A	Purdue	12 2	38 H	Ohio St.	4 7			
			195 A	Purdue	10 4	38 H	Ohio St.	5 6			
			195 A	Purdue	10 2	38 H	Ohio St.	11 2			
			60 H	Arkansas	4 2	153 A	Iowa	5 6			
			60 H	Arkansas	3 0	153 A	Iowa	12 8			

Non-Div. I Games:

Nebraska

Average RPI Win: 123		WON-LOST	WINNING	LAST 10	STRENGTH OF		OPP. STRENGTH	TEAM	ADJ	CONF.	ADJ CONF.
Average RPI Loss: 85		RECORD	PCT. RANK	GAMES	SCHEDULE		OF SCHEDULE	RPI	RPI	RPI	RPI
DIV. I ONLY		25-14-0	.64103	56	5-5-0		67	32	36	.55748	36
DIV. I NON-CONF.		14-7-0	.66667	61	2-0-0		145	42	77	.53712	77
TOTALS		RPI 1-25	RPI 26-50		W-L RECORDS		RPI 51-100		RPI 101-150		RPI 150+
25-14-0		4-2-0	4-5-0		OVERALL		2-1-0		6-3-0		9-3-0
15-7-0		3-1-0	2-2-0		HOME		2-1-0		3-2-0		5-1-0
9-6-0		1-0-0	2-3-0		AWAY		0-0-0		2-1-0		4-2-0
1-1-0		0-1-0	0-0-0		NEUTRAL		0-0-0		1-0-0		0-0-0
14-7-0		1-2-0	3-3-0		NON-CONFERENCE		0-0-0		2-1-0		8-1-0
8-5-0		0-1-0	2-2-0		HOME		0-0-0		1-1-0		5-1-0
5-1-0		1-0-0	1-0-		AWAY		0-0-0		0-0-0		3-0-0
1-1-0		0-1-0	0-0-0		NEUTRAL		0-0-0		1-0-0		0-0-0
11-7-0		3-0-0	1-2-0		CONFERENCE		2-1-0		4-2-0		1-2-0
7-2-0		3-0-0	0-0-0		HOME		2-1-0		2-1-0		0-0-0
4-5-0		0-0-0	1-2-0		AWAY		0-0-0		2-1-0		1-2-0
0-0-0		0-0-0	0-0-0		NEUTRAL		0-0-0		0-0-0		0-0-0
RPI S	Opponent	Score	RPI S	Opponent	Score	RPI S	Opponent	Score	RPI S	Opponent	Score
8 N	North Carolina St.	1 2	29 A	La.-Lafayette	5 4	53 H	Middle Tenn.	2 3	105 N	West Virginia	6 5
12 A	Miami (FL)	6 1	29 A	La.-Lafayette	2 12	53 H	Middle Tenn.	8 3	106 H	FIU	1 12
12 H	Miami (FL)	4 5	29 A	La.-Lafayette	3 5	53 H	Middle Tenn.	5 3	106 H	FIU	6 5
17 H	South Ala.	3 0	33 H	Alabama	2 5				106 H	FIU	6 0
17 H	South Ala.	6 3	33 H	Alabama	2 4				124 A	Arkansas St.	10 5
17 H	South Ala.	7 6	33 H	Alabama	3 0				124 A	Arkansas St.	3 2
			43 A	Coastal Caro.	1 4				124 A	Arkansas St.	2 3
			47 A	FGCU	9 0				150 H	Maine	15 6
			47 H	FGCU	9 8				150 H	Maine	0 8
									154 A	UCF	10 2
									186 A	La.-Monroe	4 8
									186 A	La.-Monroe	5 8
									186 A	La.-Monroe	8 6
									199 H	Toledo	4 3
									199 H	Toledo	1 6
									199 H	Toledo	7 5
									245 H	Cincinnati	4 3
									245 H	Cincinnati	7 5
									245 H	Cincinnati	9 2
									281 A	Florida A&M	15 3
									281 A	Florida A&M	8 3
LAST 10 GAMES											
29 A	La.-Lafayette	2 12	53 H	Middle Tenn.	5 3						
29 A	La.-Lafayette	5 4	53 H	Middle Tenn.	2 3						
29 A	La.-Lafayette	3 5	47 A	FGCU	9 0						
154 A	UCF	10 2	186 A	La.-Monroe	4 8						
53 H	Middle Tenn.	8 3	186 A	La.-Monroe	5 8						

Non-Div. I Games: Lynn 7 6

Fla. Atlantic

Average RPI Win: 145		WON-LOST	WINNING	LAST 10	STRENGTH OF	OPP. STRENGTH	TEAM	ADJ	CONF.	ADJ CONF.				
Average RPI Loss: 45		RECORD	PCT. RANK	GAMES	SCHEDULE	OF SCHEDULE	RPI	RPI	RPI	RPI				
DIV. I ONLY		24-16-0	.6	71	6-4-0	25	38	37	.55702	37	2	2		
DIV. I NON-CONF.		17-4-0	.80952	19	2-0-0	175	176	42	.55557	42	2	2		
<hr/>														
TOTALS		RPI 1-25		RPI 26-50		W-L RECORDS		RPI 51-100		RPI 101-150		RPI 150+		
24-16-0		1-8-0		4-3-0		OVERALL		3-2-0		7-2-0		9-1-0		
17-9-0		0-3-0		1-2-0		HOME		2-1-0		6-2-0		8-1-0		
5-7-0		1-5-0		2-1-0		AWAY		0-1-0		1-0-0		1-0-0		
2-0-0		0-0-0		1-0-0		NEUTRAL		1-0-0		0-0-0		0-0-0		
17-4-0		0-0-0		0-0-0		NON-CONFERENCE		3-2-0		5-1-0		9-1-0		
14-3-0		0-0-0		0-0-0		HOME		2-1-0		4-1-0		8-1-0		
2-1-0		0-0-0		0-0-		AWAY		0-1-0		1-0-0		1-0-0		
1-0-0		0-0-0		0-0-0		NEUTRAL		1-0-0		0-0-0		0-0-0		
7-12-0		1-8-0		4-3-0		CONFERENCE		0-0-0		2-1-0		0-0-0		
3-6-0		0-3-0		1-2-0		HOME		0-0-0		2-1-0		0-0-0		
3-6-0		1-5-0		2-1-0		AWAY		0-0-0		0-0-0		0-0-0		
1-0-0		0-0-0		1-0-0		NEUTRAL		0-0-0		0-0-0		0-0-0		
RPI	S	Opponent		Score	RPI	S	Opponent		Score	RPI	S	Opponent		Score
2	A	LSU		1 5	33	H	Alabama		0 2	53	H	Middle Tenn.		1 2
2	A	LSU		2 8	33	H	Alabama		6 3	57	A	Troy		2 11
2	A	LSU		4 9	33	H	Alabama		2 6	71	H	Col. of Charleston		5 1
4	H	Vanderbilt		6 8	33	N	Alabama		6 3	77	N	Southern Miss.		4 3
4	H	Vanderbilt		1 8	34	A	Texas A&M		1 4	95	H	Indiana St.		6 5
4	H	Vanderbilt		2 5	34	A	Texas A&M		10 5					
10	A	Mississippi St.		3 6	34	A	Texas A&M		6 4					
10	A	Mississippi St.		0 6										
10	A	Mississippi St.		3 1										
					LAST 10 GAMES									
					10	A	Mississippi St.		0 6	146	H	Georgia		8 4
					10	A	Mississippi St.		3 1	146	H	Georgia		4 3
					10	A	Mississippi St.		3 6	254	H	Alabama St.		2 1
					171	A	Samford		6 2	34	A	Texas A&M		1 4
					146	H	Georgia		1 7	34	A	Texas A&M		10 5

Non-Div. I Games:

Auburn

Average RPI Win: 149		WON-LOST RECORD	WINNING PCT. RANK	LAST 10 GAMES	STRENGTH OF SCHEDULE	OPP. STRENGTH OF SCHEDULE	TEAM RPI	ADJ RPI		CONF. RPI	ADJ CONF. RPI						
Average RPI Loss: 81																	
DIV. I ONLY		25-13-0	.65789	52	6-4-0	91	149	38	.55616	38	6	6					
DIV. I NON-CONF.		16-7-0	.69565	52	2-1-0	138	239	53	.54763	53	5	5					
<hr/>																	
TOTALS		RPI 1-25		RPI 26-50		W-L RECORDS		RPI 51-100		RPI 101-150		RPI 150+					
25-13-0		1-3-0		5-4-0		OVERALL		1-2-0		4-2-0		14-2-0					
9-4-0		1-2-0		2-1-0		HOME		0-0-0		3-1-0		3-0-0					
8-6-0		0-0-0		3-2-0		AWAY		1-2-0		0-0-0		4-2-0					
8-3-0		0-1-0		0-1-0		NEUTRAL		0-0-0		1-1-0		7-0-0					
16-7-0		0-1-0		1-2-0		NON-CONFERENCE		0-0-0		4-2-0		11-2-0					
6-1-0		0-0-0		0-0-0		HOME		0-0-0		3-1-0		3-0-0					
2-3-0		0-0-0		1-0-		AWAY		0-0-0		0-0-0		1-2-0					
8-3-0		0-1-0		0-1-0		NEUTRAL		0-0-0		1-1-0		7-0-0					
9-6-0		1-2-0		4-2-0		CONFERENCE		1-2-0		0-0-0		3-0-0					
3-3-0		1-2-0		2-1-0		HOME		0-0-0		0-0-0		0-0-0					
6-3-0		0-0-0		2-1-0		AWAY		1-2-0		0-0-0		3-0-0					
0-0-0		0-0-0		0-0-0		NEUTRAL		0-0-0		0-0-0		0-0-0					
RPI	S	Opponent		Score		RPI	S	Opponent		Score		RPI	S	Opponent		Score	
21	N	Mercer		5	6	28	N	Notre Dame		3	13	89	A	Minnesota		0	7
23	H	Michigan St.		8	3	35	A	Nebraska		6	5	89	A	Minnesota		0	1
23	H	Michigan St.		2	7	35	A	Nebraska		7	4	89	A	Minnesota		5	2
23	H	Michigan St.		7	8	35	A	Nebraska		2	11						
						43	A	Coastal Caro.		3	2						
						43	A	Coastal Caro.		1	3						
						48	H	Illinois		7	3						
						48	H	Illinois		7	6						
						48	H	Illinois		2	9						
						LAST 10 GAMES											
						48	H	Illinois		7	3	35	A	Nebraska		6	5
						48	H	Illinois		7	6	35	A	Nebraska		2	11
						48	H	Illinois		2	9	206	H	Marshall		5	0
						245	A	Cincinnati		3	5	105	H	West Virginia		9	0
						35	A	Nebraska		7	4	89	A	Minnesota		0	1

Non-Div. I Games:

Ohio St.

Average RPI Win:	143	WON-LOST	WINNING	LAST 10	STRENGTH OF	OPP. STRENGTH	TEAM	ADJ	CONF.	ADJ CONF.		
Average RPI Loss:	88	RECORD	PCT. RANK	GAMES	SCHEDULE	OF SCHEDULE	RPI	RPI	RPI	RPI		
DIV. I ONLY		28-13-0	.68293	40	7-3-0	89	104	39	.55574	39	4	4
DIV. I NON-CONF.		21-8-0	.72414	46	4-1-0	119	144	49	.55149	49	4	4
<hr/>												
TOTALS	RPI 1-25	RPI 26-50		W-L RECORDS		RPI 51-100		RPI 101-150		RPI 150+		
28-13-0	0-0-0	4-3-0		OVERALL		3-7-0		9-1-0		12-2-0		
20-5-0	0-0-0	3-2-0		HOME		1-1-0		8-1-0		8-1-0		
5-7-0	0-0-0	0-1-0		AWAY		2-5-0		0-0-0		3-1-0		
3-1-0	0-0-0	1-0-0		NEUTRAL		0-1-0		1-0-0		1-0-0		
<hr/>												
21-8-0	0-0-0	4-3-0		NON-CONFERENCE		1-3-0		4-0-0		12-2-0		
15-4-0	0-0-0	3-2-0		HOME		1-1-0		3-0-0		8-1-0		
3-3-0	0-0-0	0-0-		AWAY		0-1-0		0-0-0		3-1-0		
3-1-0	0-0-0	1-0-0		NEUTRAL		0-1-0		1-0-0		1-0-0		
<hr/>												
7-5-0	0-0-0	0-0-0		CONFERENCE		2-4-0		5-1-0		0-0-0		
5-1-0	0-0-0	0-0-0		HOME		0-0-0		5-1-0		0-0-0		
2-4-0	0-0-0	0-0-0		AWAY		2-4-0		0-0-0		0-0-0		
0-0-0	0-0-0	0-0-0		NEUTRAL		0-0-0		0-0-0		0-0-0		
<hr/>												
RPI S	Opponent	Score	RPI S	Opponent	Score	RPI S	Opponent	Score	RPI S	Opponent	Score	
			27 N	Kentucky	7 5	69 A	Citadel	8 10	105 H	West Virginia	6 5	
			35 H	Nebraska	9 1	70 N	Elon	3 4	105 H	West Virginia	4 3	
			35 H	Nebraska	10 8	76 A	Oklahoma St.	6 7	105 H	West Virginia	2 13	
			41 H	Cal Poly	10 4	76 A	Oklahoma St.	2 9	107 H	Bethune-Cookman	6 3	
			41 H	Cal Poly	10 13	76 A	Oklahoma St.	3 2	107 H	Bethune-Cookman	9 2	
			41 H	Cal Poly	2 6	85 A	Baylor	6 7	107 H	Bethune-Cookman	12 0	
			43 A	Coastal Caro.	1 2	85 A	Baylor	8 10	120 H	Texas Tech	12 2	
						85 A	Baylor	3 2	120 H	Texas Tech	15 2	
						89 H	Minnesota	3 8	120 H	Texas Tech	6 5	
						89 H	Minnesota	4 3	132 N	High Point	5 1	
									153 A	Iowa	5 3	
									153 A	Iowa	11 4	
									153 A	Iowa	1 6	
									180 A	Wichita St.	4 1	
									180 H	Wichita St.	7 6	
									217 H	Northern Colo.	11 0	
									217 H	Northern Colo.	0 3	
									233 H	Neb. Omaha	3 2	
									235 H	Niagara	10 2	
									235 H	Niagara	10 1	
									246 N	George Mason	7 6	
									252 H	Oakland	9 2	
									252 H	Oakland	13 3	
									252 H	Oakland	4 2	
			LAST 10 GAMES									
			76 A	Oklahoma St.	3 2	153 A	Iowa	11 4				
			76 A	Oklahoma St.	6 7	153 A	Iowa	1 6				
			76 A	Oklahoma St.	2 9	180 H	Wichita St.	7 6				
			180 A	Wichita St.	4 1	120 H	Texas Tech	12 2				
			153 A	Iowa	5 3	120 H	Texas Tech	15 2				

Non-Div. I Games:

Kansas St.

Average RPI Win: 147		WON-LOST RECORD		WINNING PCT. RANK		LAST 10 GAMES		STRENGTH OF SCHEDULE		OPP. STRENGTH OF SCHEDULE		TEAM RPI		ADJ RPI		CONF. RPI		ADJ CONF. RPI					
DIV. I ONLY		26-11-0		.7027 31		7-3-0		137		50		41		.55428 41		7		7					
DIV. I NON-CONF.		17-5-0		.77273 27		3-0-0		163		102		31		.56709 31		6		6					
TOTALS		RPI 1-25		RPI 26-50		W-L RECORDS		RPI 51-100		RPI 101-150		RPI 150+											
26-11-0		1-2-0		3-3-0		OVERALL		8-4-0		2-1-0		13-1-0											
16-6-0		1-2-0		1-2-0		HOME		2-1-0		0-0-0		12-1-0											
10-5-0		0-0-0		2-1-0		AWAY		6-3-0		2-1-0		1-0-0											
0-0-0		0-0-0		0-0-0		NEUTRAL		0-0-0		0-0-0		0-0-0											
17-5-0		0-0-0		3-3-0		NON-CONFERENCE		5-1-0		2-1-0		8-0-0											
8-3-0		0-0-0		1-2-0		HOME		0-1-0		0-0-0		7-0-0											
10-2-0		0-0-0		2-0-		AWAY		5-0-0		2-1-0		1-0-0											
0-0-0		0-0-0		0-0-0		NEUTRAL		0-0-0		0-0-0		0-0-0											
9-6-0		1-2-0		0-0-0		CONFERENCE		3-3-0		0-0-0		5-1-0											
8-3-0		1-2-0		0-0-0		HOME		2-0-0		0-0-0		5-1-0											
1-3-0		0-0-0		0-0-0		AWAY		1-3-0		0-0-0		0-0-0											
0-0-0		0-0-0		0-0-0		NEUTRAL		0-0-0		0-0-0		0-0-0											
RPI	S	Opponent		Score		RPI	S	Opponent		Score		RPI	S	Opponent		Score		RPI	S	Opponent		Score	
6	H	Cal St. Fullerton		2	1	28	H	Notre Dame		0	1	58	A	CSU Bakersfield		5	2	114	A	Washington		1	2
6	H	Cal St. Fullerton		4	6	28	H	Notre Dame		6	3	83	H	Pepperdine		6	8	114	A	Washington		5	1
6	H	Cal St. Fullerton		5	10	28	H	Notre Dame		5	6	87	A	California		7	1	114	A	Washington		5	3
						39	A	Kansas St.		6	2	91	A	San Francisco		10	5	183	H	Hawaii		6	7
						39	A	Kansas St.		13	10	91	A	San Francisco		1	0	183	H	Hawaii		8	3
						39	A	Kansas St.		4	10	91	A	San Francisco		5	3	183	H	Hawaii		3	2
												97	A	UC Santa Barbara		2	13	187	H	UC Davis		6	5
												97	A	UC Santa Barbara		2	4	187	H	UC Davis		7	1
												97	A	UC Santa Barbara		7	6	187	H	UC Davis		5	4
												97	A	UC Santa Barbara		3	7	201	H	Holy Cross		6	1
												97	H	UC Santa Barbara		7	0	201	H	Holy Cross		11	6
												97	H	UC Santa Barbara		10	4	257	H	Seattle		4	1
																		257	H	Seattle		1	0
																		257	H	Seattle		2	1
																		266	H	San Jose St.		6	5
																		277	A	Santa Clara		5	4
																		277	H	Santa Clara		7	2
LAST 10 GAMES																							
87	A	California		7	1	183	H	Hawaii		6	7												
6	H	Cal St. Fullerton		4	6	183	H	Hawaii		3	2												
6	H	Cal St. Fullerton		5	10	183	H	Hawaii		8	3												
6	H	Cal St. Fullerton		2	1	58	A	CSU Bakersfield		5	2												
277	H	Santa Clara		7	2	97	A	UC Santa Barbara		7	6												

Non-Div. I Games:

Cal Poly

Average RPI Win: 102		WON-LOST	WINNING	LAST 10	STRENGTH OF		OPP. STRENGTH	TEAM	ADJ		CONF.	ADJ CONF.
Average RPI Loss: 82		RECORD	PCT. RANK	GAMES	SCHEDULE		OF SCHEDULE	RPI	RPI		RPI	RPI
DIV. I ONLY		20-19-0	.51282	147	6-4-0		30	46	42	.55412	42	12
DIV. I NON-CONF.		11-13-0	.45833	166	3-3-0		32	13	63	.54385	63	8
TOTALS		RPI 1-25	RPI 26-50		W-L RECORDS		RPI 51-100		RPI 101-150		RPI 150+	
20-19-0		3-4-0	2-1-0		OVERALL		8-10-0		4-2-0		4-2-0	
8-5-0		0-0-0	2-1-0		HOME		3-3-0		4-1-0		0-0-0	
10-13-0		3-4-0	0-0-0		AWAY		5-7-0		0-1-0		2-1-0	
2-1-0		0-0-0	0-0-0		NEUTRAL		0-0-0		0-0-0		2-1-0	
11-13-0		3-4-0	0-0-0		NON-CONFERENCE		3-6-0		4-2-0		2-1-0	
5-3-0		0-0-0	0-0-0		HOME		1-2-0		4-1-0		0-0-0	
5-9-0		3-4-0	0-0-		AWAY		2-4-0		0-1-0		0-0-0	
2-1-0		0-0-0	0-0-0		NEUTRAL		0-0-0		0-0-0		2-1-0	
9-6-0		0-0-0	2-1-0		CONFERENCE		5-4-0		0-0-0		2-1-0	
4-2-0		0-0-0	2-1-0		HOME		2-1-0		0-0-0		0-0-0	
5-4-0		0-0-0	0-0-0		AWAY		3-3-0		0-0-0		2-1-0	
0-0-0		0-0-0	0-0-0		NEUTRAL		0-0-0		0-0-0		0-0-0	
RPI S	Opponent	Score	RPI S	Opponent	Score	RPI S	Opponent	Score	RPI S	Opponent	Score	
6 A	Cal St. Fullerton	3 2	31 H	San Diego	4 0	52 H	Gonzaga	7 4	121 H	Utah	3 6	
9 A	Oregon	1 6	31 H	San Diego	3 1	52 H	Gonzaga	1 2	121 H	Utah	1 0	
9 A	Oregon	1 6	31 H	San Diego	2 4	52 H	Gonzaga	9 2	121 H	Utah	11 2	
9 A	Oregon	7 2				66 H	UC Irvine	3 10	122 A	UC Riverside	4 6	
16 A	UCLA	4 1				67 A	UNLV	5 6	122 H	UC Riverside	10 3	
16 A	UCLA	0 2				76 A	Oklahoma St.	1 2	138 H	Long Beach St.	4 1	
16 A	UCLA	1 3				76 A	Oklahoma St.	5 2	183 N	Hawaii	9 0	
						76 A	Oklahoma St.	3 4	183 N	Hawaii	3 8	
						83 A	Pepperdine	1 11	203 N	Bradley	23 10	
						83 A	Pepperdine	3 0	261 A	St. Mary's (CA)	6 1	
						83 A	Pepperdine	3 4	261 A	St. Mary's (CA)	0 2	
						91 A	San Francisco	5 10	261 A	St. Mary's (CA)	4 2	
						91 A	San Francisco	4 3				
						91 A	San Francisco	5 3				
						94 A	Cal St. Northridge	9 7				
						94 H	Cal St. Northridge	5 0				
						98 A	Southern California	1 2				
						98 H	Southern California	2 5				
LAST 10 GAMES												
94 H	Cal St. Northridge	5 0	16 A	UCLA	4 1							
91 A	San Francisco	5 3	16 A	UCLA	1 3							
91 A	San Francisco	4 3	16 A	UCLA	0 2							
91 A	San Francisco	5 10	122 H	UC Riverside	10 3							
98 H	Southern California	2 5	31 H	San Diego	3 1							

Non-Div. I Games:

Loyola Marymount

Average RPI Win:		135	WON-LOST RECORD		WINNING PCT. RANK		LAST 10 GAMES		STRENGTH OF SCHEDULE		OPP. STRENGTH OF SCHEDULE		TEAM RPI		ADJ RPI		CONF. RPI		ADJ CONF. RPI				
DIV. I ONLY			25-15-0		.625	61		7-3-0		33		57		43		.55402		43		14		14	
DIV. I NON-CONF.			14-11-0		.56	105		1-1-0		9		37		46		.55363		46		14		14	
TOTALS		RPI 1-25		RPI 26-50		W-L RECORDS		RPI 51-100		RPI 101-150		RPI 150+											
25-15-0		0-4-0		3-4-0		OVERALL		7-3-0		5-3-0		10-1-0											
17-11-0		0-2-0		3-3-0		HOME		5-3-0		3-2-0		6-1-0											
7-4-0		0-2-0		0-1-0		AWAY		2-0-0		2-1-0		3-0-0											
1-0-0		0-0-0		0-0-0		NEUTRAL		0-0-0		0-0-0		1-0-0											
14-11-0		0-4-0		3-4-0		NON-CONFERENCE		4-3-0		2-0-0		5-0-0											
11-8-0		0-2-0		3-3-0		HOME		2-3-0		2-0-0		4-0-0											
2-3-0		0-2-0		0-0-		AWAY		2-0-0		0-0-0		0-0-0											
1-0-0		0-0-0		0-0-0		NEUTRAL		0-0-0		0-0-0		1-0-0											
11-4-0		0-0-0		0-0-0		CONFERENCE		3-0-0		3-3-0		5-1-0											
6-3-0		0-0-0		0-0-0		HOME		3-0-0		1-2-0		2-1-0											
5-1-0		0-0-0		0-0-0		AWAY		0-0-0		2-1-0		3-0-0											
0-0-0		0-0-0		0-0-0		NEUTRAL		0-0-0		0-0-0		0-0-0											
RPI	S	Opponent		Score		RPI	S	Opponent		Score		RPI	S	Opponent		Score		RPI	S	Opponent		Score	
1	A	North Carolina		1	7	26	A	UNC Wilmington		7	13	55	A	Wake Forest		7	6	119	H	Radford		3	4
1	A	North Carolina		1	5	27	H	Kentucky		2	8	69	A	Citadel		3	2	119	H	Radford		2	5
8	H	North Carolina St.		4	5	31	H	San Diego		3	8	69	H	Citadel		10	2	119	H	Radford		1	0
14	H	Indiana		1	9	36	H	Fla. Atlantic		4	1	70	H	Elon		7	8	134	H	Michigan		8	4
						38	H	Ohio St.		3	1	71	H	Col. of Charleston		2	1	134	H	Michigan		6	2
						38	H	Ohio St.		2	3	99	H	Furman		6	11	143	A	VMI		6	1
						39	H	Kansas St.		2	1	99	H	Furman		1	4	143	A	VMI		9	10
												100	H	Liberty		5	1	143	A	VMI		3	2
												100	H	Liberty		8	6	163	H	James Madison		8	7
												100	H	Liberty		12	1	163	N	James Madison		4	3
																		168	H	Gardner-Webb		4	3
																		168	H	Gardner-Webb		3	6
																		168	H	Gardner-Webb		4	1
																		209	A	Winthrop		3	2
																		209	A	Winthrop		4	3
																		209	A	Winthrop		13	2
																		219	H	Ball St.		5	3
																		244	H	Akron		7	3
																		268	H	Harvard		10	0
						LAST 10 GAMES																	
						119	H	Radford		2	5	209	A	Winthrop		13	2						
						119	H	Radford		3	4	209	A	Winthrop		3	2						
						119	H	Radford		1	0	71	H	Col. of Charleston		2	1						
						1	A	North Carolina		1	5	100	H	Liberty		12	1						
						209	A	Winthrop		4	3	100	H	Liberty		8	6						

Non-Div. I Games:

Coastal Caro.

Delaware

RPI	S	Opponent	Score
256	N	Villanova	8 3

Delaware

R
i
c
e

Rice

Average RPI Win:	176	WON-LOST RECORD	WINNING PCT. RANK	LAST 10 GAMES	STRENGTH OF SCHEDULE	OPP. STRENGTH OF SCHEDULE	TEAM RPI	ADJ RPI	CONF. RPI	ADJ CONF. RPI		
DIV. I ONLY		35-8-0	.81395	6	7-3-0	228	111	47	.55241	46	14	14
DIV. I NON-CONF.		21-4-0	.84	13	2-2-0	264	150	61	.54446	61	14	14
<hr/>												
TOTALS	RPI 1-25	RPI 26-50		W-L RECORDS		RPI 51-100		RPI 101-150		RPI 150+		
35-8-0	0-1-0	0-0-0		OVERALL		6-0-0		9-2-0		21-5-0		
23-5-0	0-0-0	0-0-0		HOME		3-0-0		6-2-0		15-3-0		
11-3-0	0-1-0	0-0-0		AWAY		2-0-0		3-0-0		6-2-0		
1-0-0	0-0-0	0-0-0		NEUTRAL		1-0-0		0-0-0		0-0-0		
<hr/>												
21-4-0	0-1-0	0-0-0		NON-CONFERENCE		6-0-0		2-0-0		14-3-0		
18-2-0	0-0-0	0-0-0		HOME		3-0-0		2-0-0		13-2-0		
3-2-0	0-1-0	0-0-		AWAY		2-0-0		0-0-0		1-1-0		
1-0-0	0-0-0	0-0-0		NEUTRAL		1-0-0		0-0-0		0-0-0		
<hr/>												
14-4-0	0-0-0	0-0-0		CONFERENCE		0-0-0		7-2-0		7-2-0		
6-3-0	0-0-0	0-0-0		HOME		0-0-0		4-2-0		2-1-0		
8-1-0	0-0-0	0-0-0		AWAY		0-0-0		3-0-0		5-1-0		
0-0-0	0-0-0	0-0-0		NEUTRAL		0-0-0		0-0-0		0-0-0		
<hr/>												
RPI	S	Opponent	Score	RPI	S	Opponent	Score	RPI	S	Opponent	Score	
8	A	North Carolina St.	2 5					61	A	Duke	9 3	
								61	H	Duke	6 3	
								78	A	East Carolina	6 4	
								78	H	East Carolina	8 6	
								88	H	Old Dominion	8 0	
								92	N	Appalachian St.	11 6	
					</							

Non-Div. I Games:

Campbell

RPI	S	Opponent	Score	
227	A	N.C. Central	1	5
227	H	N.C. Central	10	0
258	A	N.C. A&T	10	2
258	H	N.C. A&T	10	2
289	H	Fairleigh Dickinson	15	5
289	H	Fairleigh Dickinson	10	4
289	H	Fairleigh Dickinson	15	3
291	H	Lafayette	17	6
291	H	Lafayette	8	3
291	H	Lafayette	7	2

Campbell

C
a
m
p
b
e
l
l

C
a
m
p
b
e
l
l

FGCU				Through Games Of April 21, 2013										
Average RPI Win: 155		WON-LOST	WINNING	LAST 10	STRENGTH OF		OPP. STRENGTH	TEAM	ADJ		CONF.	ADJ CONF.		
Average RPI Loss: 84		RECORD	PCT. RANK	GAMES	SCHEDULE		OF SCHEDULE	RPI	RPI		RPI	RPI		
DIV. I ONLY		22-13-0	.62857	60	3-7-0		82	59	46	.55099	47	16	16	
DIV. I NON-CONF.		14-6-0	.7	51	0-3-0		112	10	38	.55791	39	17	17	
TOTALS		RPI 1-25	RPI 26-50		W-L RECORDS		RPI 51-100		RPI 101-150		RPI 150+			
22-13-0		3-5-0	0-3-0		OVERALL		1-0-0		7-3-0		11-3-0			
12-5-0		0-1-0	0-1-0		HOME		0-0-0		1-1-0		11-3-0			
8-7-0		3-4-0	0-1-0		AWAY		1-0-0		4-2-0		0-0-0			
2-1-0		0-0-0	0-1-0		NEUTRAL		0-0-0		2-0-0		0-0-0			
14-6-0		3-2-0	0-3-0		NON-CONFERENCE		1-0-0		3-1-0		7-1-0			
8-4-0		0-1-0	0-1-0		HOME		0-0-0		1-1-0		7-1-0			
4-2-0		3-1-0	0-0-		AWAY		1-0-0		0-0-0		0-0-0			
2-1-0		0-0-0	0-1-0		NEUTRAL		0-0-0		2-0-0		0-0-0			
8-7-0		0-3-0	0-0-0		CONFERENCE		0-0-0		4-2-0		4-2-0			
4-2-0		0-0-0	0-0-0		HOME		0-0-0		0-0-0		4-2-0			
4-5-0		0-3-0	0-0-0		AWAY		0-0-0		4-2-0		0-0-0			
0-0-0		0-0-0	0-0-0		NEUTRAL		0-0-0		0-0-0		0-0-0			
RPI	S	Opponent	Score		RPI	S	Opponent	Score		RPI	S	Opponent	Score	
7	A	Florida St.	9	12	28	N	Notre Dame	5	6	96	A	South Fla.	13	5
18	A	Florida	8	3	36	A	Fla. Atlantic	8	9			Bethune-Cookman	5	7
18	A	Florida	7	4	36	H	Fla. Atlantic	0	9			East Tenn. St.	10	9
18	A	Florida	8	2								East Tenn. St.	2	3
18	H	Florida	3	5								East Tenn. St.	3	2
21	A	Mercer	6	7								Michigan	11	6
21	A	Mercer	3	4								St. John's (NY)	6	0
21	A	Mercer	3	7								St. John's (NY)	4	0
												Kennesaw St.	1	6
												Kennesaw St.	4	1
												Kennesaw St.	5	3
												Manhattan	3	0
												Manhattan	1	0
												Manhattan	6	2
												Manhattan	5	6
												Lipscomb	2	5
												Lipscomb	8	0
												Lipscomb	4	3
												USC Upstate	9	17
												USC Upstate	3	2
												USC Upstate	3	2
												Bowling Green	7	0
												Western Mich.	5	2
												Western Mich.	3	2
												Western Mich.	10	3
LAST 10 GAMES														
					107	H	Bethune-Cookman	5	7	21	A	Mercer	3	7
					214	H	USC Upstate	9	17	21	A	Mercer	3	4
					214	H	USC Upstate	3	2	21	A	Mercer	6	7
					214	H	USC Upstate	3	2	36	H	Fla. Atlantic	0	9
					18	H	Florida	3	5	145	A	Kennesaw St.	4	1

Non-Div. I Games: Ave Maria

6 8

FGCU

Average RPI Win:		155	WON-LOST RECORD		WINNING PCT. RANK	LAST 10 GAMES		STRENGTH OF SCHEDULE		OPP. STRENGTH OF SCHEDULE	TEAM RPI	ADJ RPI	CONF. RPI	ADJ CONF. RPI			
Average RPI Loss:		92															
DIV. I ONLY			24-12-0		.66667	47	6-4-0		157		82	48	.5505	48	6	6	
DIV. I NON-CONF.			18-6-0		.75	30	1-1-0		236		135	51	.55053	51	5	5	
TOTALS		RPI 1-25		RPI 26-50		W-L RECORDS		RPI 51-100		RPI 101-150		RPI 150+					
24-12-0		1-2-0		2-4-0		OVERALL		3-1-0		4-2-0		14-3-0					
7-4-0		0-0-0		1-2-0		HOME		0-0-0		0-0-0		6-2-0					
10-8-0		1-2-0		1-2-0		AWAY		3-1-0		2-2-0		3-1-0					
7-0-0		0-0-0		0-0-0		NEUTRAL		0-0-0		2-0-0		5-0-0					
18-6-0		0-0-0		0-0-0		NON-CONFERENCE		3-1-0		4-2-0		11-3-0					
3-2-0		0-0-0		0-0-0		HOME		0-0-0		0-0-0		3-2-0					
8-4-0		0-0-0		0-0-		AWAY		3-1-0		2-2-0		3-1-0					
7-0-0		0-0-0		0-0-0		NEUTRAL		0-0-0		2-0-0		5-0-0					
6-6-0		1-2-0		2-4-0		CONFERENCE		0-0-0		0-0-0		3-0-0					
4-2-0		0-0-0		1-2-0		HOME		0-0-0		0-0-0		3-0-0					
2-4-0		1-2-0		1-2-0		AWAY		0-0-0		0-0-0		0-0-0					
0-0-0		0-0-0		0-0-0		NEUTRAL		0-0-0		0-0-0		0-0-0					
RPI	S	Opponent		Score		RPI	S	Opponent		Score		RPI	S	Opponent		Score	
14	A	Indiana		2 3		35	H	Nebraska		5 9		78	A	East Carolina		2 8	
14	A	Indiana		3 2		35	H	Nebraska		4 6		85	A	Baylor		5 4	
14	A	Indiana		3 7		35	H	Nebraska		8 7		85	A	Baylor		6 1	
						38	A	Ohio St.		9 2		85	A	Baylor		4 3	
						38	A	Ohio St.		6 7							
						38	A	Ohio St.		3 7							
												</					

Non-Div. I Games:

Illinois

Average RPI Win: 148		WON-LOST RECORD	WINNING PCT. RANK	LAST 10 GAMES	STRENGTH OF SCHEDULE	OPP. STRENGTH OF SCHEDULE	TEAM RPI	ADJ RPI		CONF. RPI	ADJ CONF. RPI		
Average RPI Loss: 37													
DIV. I ONLY		21-20-0	.5122	148	5-5-0	8	29	49	.55047	49	1	1	
DIV. I NON-CONF.		15-5-0	.75	30	3-1-0	224	203	78	.53599	78	1	1	
<hr/>													
TOTALS		RPI 1-25		RPI 26-50		W-L RECORDS		RPI 51-100		RPI 101-150		RPI 150+	
21-20-0		5-16-0		0-0-0		OVERALL		2-2-0		1-0-0		14-2-0	
16-10-0		3-6-0		0-0-0		HOME		2-2-0		1-0-0		11-2-0	
5-10-0		2-10-0		0-0-0		AWAY		0-0-0		0-0-0		3-0-0	
0-0-0		0-0-0		0-0-0		NEUTRAL		0-0-0		0-0-0		0-0-0	
15-5-0		0-3-0		0-0-0		NON-CONFERENCE		1-0-0		1-0-0		14-2-0	
13-2-0		0-0-0		0-0-0		HOME		1-0-0		1-0-0		11-2-0	
3-3-0		0-3-0		0-0-		AWAY		0-0-0		0-0-0		3-0-0	
0-0-0		0-0-0		0-0-0		NEUTRAL		0-0-0		0-0-0		0-0-0	
6-15-0		5-13-0		0-0-0		CONFERENCE		1-2-0		0-0-0		0-0-0	
4-8-0		3-6-0		0-0-0		HOME		1-2-0		0-0-0		0-0-0	
2-7-0		2-7-0		0-0-0		AWAY		0-0-0		0-0-0		0-0-0	
0-0-0		0-0-0		0-0-0		NEUTRAL		0-0-0		0-0-0		0-0-0	
RPI	S	Opponent		Score	RPI	S	Opponent		Score	RPI	S	Opponent	Score
1	A	North Carolina		4 8						55	H	Wake Forest	5 4
1	A	North Carolina		3 5						55	H	Wake Forest	7 8
1	A	North Carolina		4 12						55	H	Wake Forest	4 7
2	A	LSU		0 1						100	H	Liberty	5 3
2	A	LSU		3 14									
2	A	LSU		1 5									
3	A	Virginia		6 7									
3	A	Virginia		0 5									
3	A	Virginia		4 2									
7	H	Florida St.		6 7									
7	H	Florida St.		5 3									
7	H	Florida St.		3 4									
8	A	North Carolina St.		4 9									
8	A	North Carolina St.		2 3									
8	A	North Carolina St.		3 2									
12	H	Miami (FL)		0 1									
12	H	Miami (FL)		3 5									
12	H	Miami (FL)		7 2									
15	H	Virginia Tech		0 11									
15	H	Virginia Tech		10 9									
15	H	Virginia Tech		2 3									
					LAST 10 GAMES								
					100	H	Liberty		5 3	155	A	VCU	4 3
					15	H	Virginia Tech		2 3	12	H	Miami (FL)	7 2
					15	H	Virginia Tech		10 9	12	H	Miami (FL)	3 5
					15	H	Virginia Tech		0 11	12	H	Miami (FL)	0 1
					294	H	Mt. St. Mary's		1 2	246	A	George Mason	16 1

Non-Div. I Games:

Maryland

Average RPI Win:		155	WON-LOST RECORD		WINNING PCT. RANK		LAST 10 GAMES		STRENGTH OF SCHEDULE		OPP. STRENGTH OF SCHEDULE		TEAM RPI		ADJ RPI		CONF. RPI		ADJ CONF. RPI					
DIV. I ONLY			21-16-0		.56757		96		8-2-0		65		138		50		.54886		50		9		9	
DIV. I NON-CONF.			14-11-0		.56		105		5-1-0		105		139		67		.5429		67		11		11	
TOTALS		RPI 1-25		RPI 26-50		W-L RECORDS		RPI 51-100		RPI 101-150		RPI 150+												
21-16-0		0-2-0		1-3-0		OVERALL		7-5-0		3-4-0		11-2-0												
11-3-0		0-0-0		0-0-0		HOME		0-0-0		3-1-0		8-2-0												
10-13-0		0-2-0		1-3-0		AWAY		7-5-0		0-3-0		3-0-0												
0-0-0		0-0-0		0-0-0		NEUTRAL		0-0-0		0-0-0		0-0-0												
14-11-0		0-2-0		0-1-0		NON-CONFERENCE		5-4-0		1-3-0		9-1-0												
7-1-0		0-0-0		0-0-0		HOME		0-0-0		1-0-0		6-1-0												
8-10-0		0-2-0		0-0-		AWAY		5-4-0		0-3-0		3-0-0												
0-0-0		0-0-0		0-0-0		NEUTRAL		0-0-0		0-0-0		0-0-0												
7-5-0		0-0-0		1-2-0		CONFERENCE		2-1-0		2-1-0		2-1-0												
4-2-0		0-0-0		0-0-0		HOME		0-0-0		2-1-0		2-1-0												
3-3-0		0-0-0		1-2-0		AWAY		2-1-0		0-0-0		0-0-0												
0-0-0		0-0-0		0-0-0		NEUTRAL		0-0-0		0-0-0		0-0-0												
RPI	S	Opponent		Score		RPI	S	Opponent		Score		RPI	S	Opponent		Score								
1	A	North Carolina		2	17	28	A	Notre Dame		4	3	56	A	Rutgers		5	7	103	H	Connecticut		3	0	
1	A	North Carolina		0	1	28	A	Notre Dame		2	3	56	A	Rutgers		15	1	103	H	Connecticut		4	3	
						28	A	Notre Dame		2	3	56	A	Rutgers		5	3	103	H	Connecticut		2	3	
						31	A	San Diego		1	2	63	A	Houston		0	4	118	H	Rider		9	2	
												63	A	Houston		11	1	131	A	East Tenn. St.		3	4	
												63	A	Houston		15	1	131	A	East Tenn. St.		3	7	
												74	A	San Diego St.		3	4	131	A	East Tenn. St.		8	9	
												74	A	San Diego St.		2	6	162	A	Monmouth		10	1	
												74	A	San Diego St.		4	10	178	H	Manhattan		17	7	
												83	A	Pepperdine		3	1	178	H	Manhattan		1	2	
												83	A	Pepperdine		6	2	193	H	Georgetown		0	2	
												83	A	Pepperdine		9	3	193	H	Georgetown		11	4	
																		193	H	Georgetown		9	2	
																		213	H	Princeton		5	0	
																		239	H	Saint Peter's		10	1	
																		243	A	Wagner		12	5	
																		280	H	Massachusetts		9	0	
																		280	H	Massachusetts		11	5	
																		291	A	Lafayette		11	2	
																		292	H	Iona		4	2	
						LAST 10 GAMES																		
						162	A	Monmouth		10	1	63	A	Houston		15	1							
						193	H	Georgetown		0	2	63	A	Houston		0	4							
						193	H	Georgetown		11	4	63	A	Houston		11	1							
						193	H	Georgetown		9	2	243	A	Wagner		12	5							
						292	H	Iona		4	2	56	A	Rutgers		5	3							

Non-Div. I Games:

Seton Hall

Average RPI Win: 158		WON-LOST	WINNING	LAST 10	STRENGTH OF		OPP. STRENGTH	TEAM	ADJ		CONF.	ADJ CONF.					
Average RPI Loss: 99		RECORD	PCT. RANK	GAMES	SCHEDULE		OF SCHEDULE	RPI	RPI		RPI	RPI					
DIV. I ONLY		22-15-0	.59459	75	6-3-0		71	156	51	.54729	51	4	4				
DIV. I NON-CONF.		13-9-0	.59091	93	1-1-0		172	242	116	.51561	116	4	4				
TOTALS		RPI 1-25	RPI 26-50		W-L RECORDS		RPI 51-100		RPI 101-150		RPI 150+						
22-15-0		0-0-0	1-3-0		OVERALL		5-6-0		4-2-0		12-4-0						
9-3-0		0-0-0	0-0-0		HOME		4-3-0		0-0-0		5-0-0						
7-8-0		0-0-0	1-3-0		AWAY		1-3-0		4-2-0		1-0-0						
6-4-0		0-0-0	0-0-0		NEUTRAL		0-0-0		0-0-0		6-4-0						
13-9-0		0-0-0	0-1-0		NON-CONFERENCE		1-4-0		0-0-0		12-4-0						
5-1-0		0-0-0	0-0-0		HOME		0-1-0		0-0-0		5-0-0						
2-4-0		0-0-0	0-0-		AWAY		1-3-0		0-0-0		1-0-0						
6-4-0		0-0-0	0-0-0		NEUTRAL		0-0-0		0-0-0		6-4-0						
9-6-0		0-0-0	1-2-0		CONFERENCE		4-2-0		4-2-0		0-0-0						
4-2-0		0-0-0	0-0-0		HOME		4-2-0		0-0-0		0-0-0						
5-4-0		0-0-0	1-2-0		AWAY		0-0-0		4-2-0		0-0-0						
0-0-0		0-0-0	0-0-0		NEUTRAL		0-0-0		0-0-0		0-0-0						
RPI	S	Opponent	Score		RPI	S	Opponent	Score		RPI	S	Opponent	Score				
			32	A	Central Ark.	3	9	54	H	Texas	4	3	120	A	Texas Tech	5	16
			40	A	Oklahoma	1	2	54	H	Texas	1	2	120	A	Texas Tech	6	1
			40	A	Oklahoma	10	8	54	H	Texas	7	6	120	A	Texas Tech	4	3
			40	A	Oklahoma	1	12	65	A	BYU	3	6	130	A	TCU	1	8
								65	A	BYU	0	3	130	A	TCU	8	4
								65	A	BYU	15	4	130	A	TCU	2	0
								73	A	Creighton	4	12	153	A	Iowa	8	3
								73	H	Creighton	4	6	175	N	Nevada	8	9
								76	H	Oklahoma St.	3	2	175	N	Nevada	6	3
								76	H	Oklahoma St.	7	5	175	N	Nevada	11	4
								76	H	Oklahoma St.	3	14	175	N	Nevada	1	2
													185	N	Eastern Mich.	8	0
													185	N	Eastern Mich.	4	6
													185	N	Eastern Mich.	5	4
													185	N	Eastern Mich.	6	11
													235	H	Niagara	7	0
													235	H	Niagara	11	4
													235	H	Niagara	3	2
													235	H	Niagara	5	4
													263	H	Jackson St.	11	0
													263	N	Jackson St.	10	6
													273	N	SIU Edwardsville	8	0
LAST 10 GAMES																	
			120	A	Texas Tech	5	16	54	H	Texas	1	2					
			120	A	Texas Tech	6	1	54	H	Texas	7	6					
			120	A	Texas Tech	4	3	153	A	Iowa	8	3					
			73	A	Creighton	4	12	76	H	Oklahoma St.	3	2					
			54	H	Texas	4	3	76	H	Oklahoma St.	3	14					

Non-Div. I Games: St. Mary (KS) 3 0 Missouri Valley 10 1

Kansas

Average RPI Win: 107		WON-LOST	WINNING	LAST 10	STRENGTH OF		OPP. STRENGTH	TEAM	ADJ		CONF.	ADJ CONF.
Average RPI Loss: 95		RECORD	PCT. RANK	GAMES	SCHEDULE		OF SCHEDULE	RPI	RPI		RPI	RPI
DIV. I ONLY		22-20-0	.52381	134	6-4-0		12	98	53		5	5
DIV. I NON-CONF.		15-9-0	.625	80	3-0-0		15	148	35		7	7
TOTALS		RPI 1-25	RPI 26-50		W-L RECORDS		RPI 51-100		RPI 101-150		RPI 150+	
22-20-0		1-2-0	5-2-0		OVERALL		4-8-0		8-4-0		5-4-0	
16-9-0		1-1-0	3-0-0		HOME		2-2-0		6-2-0		5-4-0	
4-11-0		0-1-0	2-2-0		AWAY		0-6-0		2-2-0		0-0-0	
2-0-0		0-0-0	0-0-0		NEUTRAL		2-0-0		0-0-0		0-0-0	
15-9-0		1-2-0	1-0-0		NON-CONFERENCE		4-2-0		7-2-0		3-3-0	
11-6-0		1-1-0	0-0-0		HOME		2-2-0		5-0-0		3-3-0	
3-3-0		0-1-0	1-0-		AWAY		0-0-0		2-2-0		0-0-0	
2-0-0		0-0-0	0-0-0		NEUTRAL		2-0-0		0-0-0		0-0-0	
7-11-0		0-0-0	4-2-0		CONFERENCE		0-6-0		1-2-0		2-1-0	
6-3-0		0-0-0	3-0-0		HOME		0-0-0		1-2-0		2-1-0	
1-8-0		0-0-0	1-2-0		AWAY		0-6-0		0-0-0		0-0-0	
0-0-0		0-0-0	0-0-0		NEUTRAL		0-0-0		0-0-0		0-0-0	
RPI S	Opponent	Score	RPI S	Opponent	Score	RPI S	Opponent	Score	RPI S	Opponent	Score	
4 A	Vanderbilt	3 12	29 H	La.-Lafayette	9 3	57 A	Troy	3 5	106 H	FIU	4 7	
4 H	Vanderbilt	4 1	29 H	La.-Lafayette	7 5	57 A	Troy	0 3	106 H	FIU	3 12	
25 H	Austin Peay	2 5	29 H	La.-Lafayette	12 5	57 A	Troy	2 3	106 H	FIU	3 2	
			36 A	Fla. Atlantic	3 8	71 N	Col. of Charleston	4 3	113 A	Memphis	4 6	
			36 A	Fla. Atlantic	3 5	75 H	Tennessee	11 5	113 A	Memphis	2 1	
			36 A	Fla. Atlantic	3 2	81 A	Western Ky.	5 6	116 A	Belmont	1 3	
			37 A	Auburn	2 1	81 A	Western Ky.	7 9	116 H	Belmont	12 9	
						81 A	Western Ky.	2 12	127 A	Tennessee Tech	9 7	
						90 H	Xavier	0 12	127 H	Tennessee Tech	12 9	
						90 H	Xavier	4 8	145 H	Kennesaw St.	5 2	
						90 H	Xavier	24 4	145 H	Kennesaw St.	6 1	
						95 N	Indiana St.	8 1	145 H	Kennesaw St.	11 1	
									160 H	Southern Ill.	4 2	
									160 H	Southern Ill.	2 4	
									170 H	UALR	8 6	
									170 H	UALR	1 11	
									170 H	UALR	14 6	
									207 H	Lipscomb	2 3	
									219 H	Ball St.	11 6	
									219 H	Ball St.	1 0	
									219 H	Ball St.	1 5	
LAST 10 GAMES												
			75 H	Tennessee	11 5	36 A	Fla. Atlantic	3 8				
			106 H	FIU	3 2	36 A	Fla. Atlantic	3 5				
			106 H	FIU	4 7	36 A	Fla. Atlantic	3 2				
			106 H	FIU	3 12	127 H	Tennessee Tech	12 9				
			116 H	Belmont	12 9	170 H	UALR	8 6				

Non-Div. I Games:

Middle Tenn.

Average RPI Win: 106		WON-LOST RECORD	WINNING PCT. RANK	LAST 10 GAMES	STRENGTH OF SCHEDULE	OPP. STRENGTH OF SCHEDULE	TEAM RPI	ADJ RPI		CONF. RPI	ADJ CONF. RPI				
Average RPI Loss: 81															
DIV. I ONLY		21-17-0	.55263	108	5-5-0	15	90	54	.5454	54	4	4			
DIV. I NON-CONF.		16-7-0	.69565	52	3-0-0	40	62	24	.57761	24	4	4			
<hr/>															
TOTALS		RPI 1-25		RPI 26-50		W-L RECORDS		RPI 51-100		RPI 101-150		RPI 150+			
21-17-0		0-0-0		4-2-0		OVERALL		8-10-0		5-5-0		5-0-0			
17-8-0		0-0-0		4-2-0		HOME		4-1-0		5-5-0		5-0-0			
4-9-0		0-0-0		0-0-0		AWAY		4-9-0		0-0-0		0-0-0			
0-0-0		0-0-0		0-0-0		NEUTRAL		0-0-0		0-0-0		0-0-0			
16-7-0		0-0-0		3-0-0		NON-CONFERENCE		6-6-0		3-1-0		5-0-0			
15-2-0		0-0-0		3-0-0		HOME		4-1-0		3-1-0		5-0-0			
2-5-0		0-0-0		0-0-		AWAY		2-5-0		0-0-0		0-0-0			
0-0-0		0-0-0		0-0-0		NEUTRAL		0-0-0		0-0-0		0-0-0			
5-10-0		0-0-0		1-2-0		CONFERENCE		2-4-0		2-4-0		0-0-0			
3-6-0		0-0-0		1-2-0		HOME		0-0-0		2-4-0		0-0-0			
2-4-0		0-0-0		0-0-0		AWAY		2-4-0		0-0-0		0-0-0			
0-0-0		0-0-0		0-0-0		NEUTRAL		0-0-0		0-0-0		0-0-0			
RPI	S	Opponent	Score	RPI	S	Opponent	Score	RPI	S	Opponent	Score	RPI	S	Opponent	Score
				35	H	Nebraska	8 2	51	A	Kansas	3 4	105	H	West Virginia	0 1
				35	H	Nebraska	4 3	51	A	Kansas	6 7	105	H	West Virginia	12 0
				35	H	Nebraska	2 0	51	A	Kansas	2 1	105	H	West Virginia	3 6
				40	H	Oklahoma	1 2	63	A	Houston	3 4	117	H	Sacramento St.	6 3
				40	H	Oklahoma	1 0	63	H	Houston	4 0	117	H	Sacramento St.	6 5
				40	H	Oklahoma	2 4	76	A	Oklahoma St.	3 8	117	H	Sacramento St.	3 5
								76	A	Oklahoma St.	4 5	120	H	Texas Tech	2 1
								76	A	Oklahoma St.	8 5	120	H	Texas Tech	2 4
								80	H	Sam Houston St.	3 5	120	H	Texas Tech	0 1
								82	A	Stanford	1 2	136	H	Oral Roberts	4 3
								82	A	Stanford	2 6	164	H	Texas-Arlington	2 1
								82	A	Stanford	0 2	174	H	Texas St.	5 3
								89	A	Minnesota	5 4	174	H	Texas St.	12 5
								89	A	Minnesota	1 5	215	H	Tex.-Pan American	6 1
								89	A	Minnesota	6 3	215	H	Tex.-Pan American	6 1
								97	H	UC Santa Barbara	11 6				
								97	H	UC Santa Barbara	3 2				
								97	H	UC Santa Barbara	5 1				
LAST 10 GAMES															
				63	H	Houston	4 0	51	A	Kansas	3 4				
				105	H	West Virginia	3 6	51	A	Kansas	2 1				
				105	H	West Virginia	12 0	51	A	Kansas	6 7				
				105	H	West Virginia	0 1	174	H	Texas St.	12 5				
				215	H	Tex.-Pan American	6 1	40	H	Oklahoma	2 4				

Non-Div. I Games:

Texas

Average RPI Win: 158		WON-LOST	WINNING	LAST 10	STRENGTH OF		OPP. STRENGTH	TEAM	ADJ		CONF.	ADJ CONF.	
Average RPI Loss: 44		RECORD	PCT. RANK	GAMES	SCHEDULE		OF SCHEDULE	RPI	RPI		RPI	RPI	
DIV. I ONLY		23-20-0	.53488	126	7-3-0		22	41	55	.54459	55	1	1
DIV. I NON-CONF.		16-6-0	.72727	45	4-0-0		161	206	57	.54585	57	1	1
TOTALS		RPI 1-25	RPI 26-50		W-L RECORDS		RPI 51-100		RPI 101-150		RPI 150+		
23-20-0		2-13-0	2-2-0		OVERALL		1-1-0		7-3-0		12-1-0		
14-11-0		1-8-0	0-1-0		HOME		1-0-0		6-2-0		6-0-0		
6-9-0		1-5-0	2-1-0		AWAY		0-1-0		1-1-0		3-1-0		
3-0-0		0-0-0	0-0-0		NEUTRAL		0-0-0		0-0-0		3-0-0		
16-6-0		0-0-0	0-1-0		NON-CONFERENCE		1-1-0		7-3-0		9-1-0		
10-3-0		0-0-0	0-1-0		HOME		1-0-0		6-2-0		3-0-0		
4-3-0		0-0-0	0-0-		AWAY		0-1-0		1-1-0		3-1-0		
3-0-0		0-0-0	0-0-0		NEUTRAL		0-0-0		0-0-0		3-0-0		
7-14-0		2-13-0	2-1-0		CONFERENCE		0-0-0		0-0-0		3-0-0		
4-8-0		1-8-0	0-0-0		HOME		0-0-0		0-0-0		3-0-0		
3-6-0		1-5-0	2-1-0		AWAY		0-0-0		0-0-0		0-0-0		
0-0-0		0-0-0	0-0-0		NEUTRAL		0-0-0		0-0-0		0-0-0		
RPI S	Opponent	Score	RPI S	Opponent	Score	RPI S	Opponent	Score	RPI S	Opponent	Score		
1 H	North Carolina	2 6	43 H	Coastal Caro.	6 7	86 A	Western Caro.	2 7	105 H	West Virginia	2 9		
1 H	North Carolina	0 4	49 A	Maryland	8 7	86 H	Western Caro.	3 1	105 H	West Virginia	11 3		
1 H	North Carolina	6 20	49 A	Maryland	7 4				132 A	High Point	11 7		
3 H	Virginia	6 8	49 A	Maryland	4 5				132 H	High Point	15 6		
3 H	Virginia	7 9							141 H	Rhode Island	9 5		
3 H	Virginia	6 7							144 A	Charlotte	4 5		
8 H	North Carolina St.	2 5							144 H	Charlotte	8 4		
8 H	North Carolina St.	6 12							149 H	New Mexico St.	0 4		
8 H	North Carolina St.	13 4							149 H	New Mexico St.	14 1		
13 A	Clemson	0 1							149 H	New Mexico St.	6 1		
13 A	Clemson	4 6							168 N	Gardner-Webb	8 7		
13 A	Clemson	2 8							184 H	Boston College	10 9		
22 A	Georgia Tech	1 5							184 H	Boston College	9 2		
22 A	Georgia Tech	8 6							184 H	Boston College	5 1		
22 A	Georgia Tech	1 8							186 A	La.-Monroe	11 4		
									186 A	La.-Monroe	0 9		
									209 A	Winthrop	10 2		
									225 A	UNC Greensboro	11 4		
									225 H	UNC Greensboro	5 4		
									249 H	Youngstown St.	6 5		
									249 H	Youngstown St.	8 2		
									285 N	Alcorn	17 2		
									285 N	Alcorn	3 0		
			LAST 10 GAMES										
			209 A	Winthrop	10 2	13 A	Clemson	4 6					
			184 H	Boston College	10 9	13 A	Clemson	0 1					
			184 H	Boston College	9 2	13 A	Clemson	2 8					
			184 H	Boston College	5 1	132 H	High Point	15 6					
			225 A	UNC Greensboro	11 4	132 A	High Point	11 7					

Non-Div. I Games:

Wake Forest

Average RPI Win:		162	WON-LOST		WINNING	LAST 10	STRENGTH OF		OPP. STRENGTH	TEAM	ADJ		CONF.	ADJ CONF.					
Average RPI Loss:		71	RECORD		PCT. RANK	GAMES	SCHEDULE		OF SCHEDULE	RPI	RPI		RPI	RPI					
DIV. I ONLY			18-19-0		.48649	168	4-6-0		59	94	56	.54458	56	9	9				
DIV. I NON-CONF.			10-12-0		.45455	169	2-1-0		74	41	62	.54418	62	11	11				
TOTALS		RPI 1-25		RPI 26-50		W-L RECORDS		RPI 51-100		RPI 101-150		RPI 150+							
18-19-0		2-7-0		2-4-0		OVERALL		2-4-0		1-1-0		11-3-0							
6-3-0		0-0-0		1-2-0		HOME		0-0-0		1-0-0		4-1-0							
12-16-0		2-7-0		1-2-0		AWAY		2-4-0		0-1-0		7-2-0							
0-0-0		0-0-0		0-0-0		NEUTRAL		0-0-0		0-0-0		0-0-0							
10-12-0		0-6-0		1-2-0		NON-CONFERENCE		2-1-0		1-1-0		6-2-0							
3-0-0		0-0-0		0-0-0		HOME		0-0-0		1-0-0		2-0-0							
7-12-0		0-6-0		1-0-		AWAY		2-1-0		0-1-0		4-2-0							
0-0-0		0-0-0		0-0-0		NEUTRAL		0-0-0		0-0-0		0-0-0							
8-7-0		2-1-0		1-2-0		CONFERENCE		0-3-0		0-0-0		5-1-0							
3-3-0		0-0-0		1-2-0		HOME		0-0-0		0-0-0		2-1-0							
5-4-0		2-1-0		0-0-0		AWAY		0-3-0		0-0-0		3-0-0							
0-0-0		0-0-0		0-0-0		NEUTRAL		0-0-0		0-0-0		0-0-0							
RPI	S	Opponent		Score		RPI	S	Opponent		Score		RPI	S	Opponent		Score			
12	A	Miami (FL)		1	4	30	A	William & Mary		3	4	59	A	Pittsburgh		4	9		
12	A	Miami (FL)		4	5	30	A	William & Mary		5	3	59	A	Pittsburgh		5	14		
12	A	Miami (FL)		0	7	30	A	William & Mary		3	4	59	A	Pittsburgh		3	6		
22	A	Georgia Tech		1	13	50	H	Seton Hall		1	15	88	A	Old Dominion		17	7		
22	A	Georgia Tech		2	11	50	H	Seton Hall		7	5	88	A	Old Dominion		3	0		
22	A	Georgia Tech		0	12	50	H	Seton Hall		3	5	88	A	Old Dominion		3	4		
24	A	Louisville		6	2									162		H	Monmouth	7	6
24	A	Louisville		0	4									245		H	Cincinnati	6	1
24	A	Louisville		7	3									245		H	Cincinnati	2	3
														245		H	Cincinnati	7	2
														256		A	Villanova	2	0
														256		A	Villanova	6	0
														256		A	Villanova	9	4
														287		A	Fordham	14	15
														291		A	Lafayette	14	8
														292		H	Iona	6	3
</																			

Non-Div. I Games:

Rutgers

RPI	S	Opponent	Score	
250	H	Fresno St.	5	3
259	H	LIU Brooklyn	10	3
259	H	LIU Brooklyn	5	3
259	H	LIU Brooklyn	7	3

CSU Bakersfield

C
S
U
B
a
k
e
r
s
f
i
e
l
d

C
S
U
B
a
k
e
r
s
f
i
e
l
d

Average RPI Win: 162		WON-LOST	WINNING	LAST 10	STRENGTH OF		OPP. STRENGTH	TEAM	ADJ		CONF.	ADJ CONF.			
Average RPI Loss: 154		RECORD	PCT. RANK	GAMES	SCHEDULE		OF SCHEDULE	RPI	RPI		RPI	RPI			
DIV. I ONLY		29-10-0	.74359	17	9-1-0		216	123	59	.54404	59	9	9		
DIV. I NON-CONF.		20-7-0	.74074	38	3-1-0		275	199	124	.51232	124	11	11		
TOTALS		RPI 1-25	RPI 26-50		W-L RECORDS		RPI 51-100		RPI 101-150		RPI 150+				
29-10-0		0-0-0	3-0-0		OVERALL		3-4-0		6-1-0		17-5-0				
18-3-0		0-0-0	3-0-0		HOME		3-0-0		3-1-0		9-2-0				
11-5-0		0-0-0	0-0-0		AWAY		0-4-0		3-0-0		8-1-0				
0-2-0		0-0-0	0-0-0		NEUTRAL		0-0-0		0-0-0		0-2-0				
20-7-0		0-0-0	0-0-0		NON-CONFERENCE		0-1-0		3-1-0		17-5-0				
12-3-0		0-0-0	0-0-0		HOME		0-0-0		3-1-0		9-2-0				
8-2-0		0-0-0	0-0-		AWAY		0-1-0		0-0-0		8-1-0				
0-2-0		0-0-0	0-0-0		NEUTRAL		0-0-0		0-0-0		0-2-0				
9-3-0		0-0-0	3-0-0		CONFERENCE		3-3-0		3-0-0		0-0-0				
6-0-0		0-0-0	3-0-0		HOME		3-0-0		0-0-0		0-0-0				
3-3-0		0-0-0	0-0-0		AWAY		0-3-0		3-0-0		0-0-0				
0-0-0		0-0-0	0-0-0		NEUTRAL		0-0-0		0-0-0		0-0-0				
RPI	S	Opponent	Score	RPI	S	Opponent	Score	RPI	S	Opponent	Score				
				28	H	Notre Dame	4 0	56	H	Rutgers	9 4	104	H	Towson	2 1
				28	H	Notre Dame	12 3	56	H	Rutgers	14 5	104	H	Towson	5 2
				28	H	Notre Dame	4 2	56	H	Rutgers	6 3	104	H	Towson	7 5
								69	A	Citadel	0 8	105	H	West Virginia	7 8
								96	A	South Fla.	6 7	140	A	St. John's (NY)	12 9
								96	A	South Fla.	0 1	140	A	St. John's (NY)	14 2
								96	A	South Fla.	2 3	140	A	St. John's (NY)	11 2
												155	N	VCU	4 6
												178	H	Manhattan	6 5
												178	H	Manhattan	9 3
												180	A	Wichita St.	6 4
												180	A	Wichita St.	10 8
												180	A	Wichita St.	11 3
												194	N	UNC Asheville	4 5
												199	H	Toledo	4 2
												199	H	Toledo	9 5
												210	A	Wofford	19 8
												210	A	Wofford	4 3
												210	A	Wofford	2 3
												235	H	Niagara	5 7
												235	H	Niagara	17 3
				LAST 10 GAMES								241	A	Penn St.	10 8
				56	H	Rutgers	6 3	249	H	Youngstown St.	11 9	244	A	Akron	11 7
				56	H	Rutgers	9 4	28	H	Notre Dame	12 3	249	A	Youngstown St.	24 7
				56	H	Rutgers	14 5	28	H	Notre Dame	4 2	249	H	Youngstown St.	11 9
				286	H	Coppin St.	10 4	28	H	Notre Dame	4 0	249	H	Youngstown St.	16 1
				286	H	Coppin St.	3 6	249	A	Youngstown St.	24 7	249	H	Youngstown St.	9 2

Non-Div. I Games:

Pittsburgh

RPI	S	Opponent	Score	
286	H	Coppin St.	10	4
286	H	Coppin St.	3	6

Pittsburgh

P
i
t
t
s
b
u
r
g
h

P
i
t
t
s
b
u
r
g
h

Average RPI Win: 129		WON-LOST	WINNING	LAST 10	STRENGTH OF		OPP. STRENGTH	TEAM	ADJ		CONF.	ADJ CONF.
Average RPI Loss: 53		RECORD	PCT. RANK	GAMES	SCHEDULE		OF SCHEDULE	RPI	RPI		RPI	RPI
DIV. I ONLY		27-15-0	.64286	55	4-6-0		93	19	60		.54339	60
DIV. I NON-CONF.		16-8-0	.66667	61	1-3-0		293	45	218		.46672	218
TOTALS		RPI 1-25	RPI 26-50		W-L RECORDS		RPI 51-100		RPI 101-150		RPI 150+	
27-15-0		7-7-0	4-4-0		OVERALL		5-2-0		0-0-0		11-2-0	
21-8-0		4-5-0	2-1-0		HOME		5-1-0		0-0-0		10-1-0	
5-3-0		3-0-0	2-3-0		AWAY		0-0-0		0-0-0		0-0-0	
1-4-0		0-2-0	0-0-0		NEUTRAL		0-1-0		0-0-0		1-1-0	
16-8-0		0-2-0	0-2-0		NON-CONFERENCE		5-2-0		0-0-0		11-2-0	
15-2-0		0-0-0	0-0-0		HOME		5-1-0		0-0-0		10-1-0	
0-2-0		0-0-0	0-0-		AWAY		0-0-0		0-0-0		0-0-0	
1-4-0		0-2-0	0-0-0		NEUTRAL		0-1-0		0-0-0		1-1-0	
11-7-0		7-5-0	4-2-0		CONFERENCE		0-0-0		0-0-0		0-0-0	
6-6-0		4-5-0	2-1-0		HOME		0-0-0		0-0-0		0-0-0	
5-1-0		3-0-0	2-1-0		AWAY		0-0-0		0-0-0		0-0-0	
0-0-0		0-0-0	0-0-0		NEUTRAL		0-0-0		0-0-0		0-0-0	
RPI S	Opponent	Score	RPI S	Opponent	Score	RPI S	Opponent	Score	RPI S	Opponent	Score	
2 H	LSU	2 6	33 A	Alabama	6 0	52 N	Gonzaga	0 3	190 N	Pacific	3 4	
2 H	LSU	3 5	33 A	Alabama	0 5	72 H	New Mexico	0 3	228 H	Evansville	5 2	
2 H	LSU	8 3	33 A	Alabama	3 1	72 H	New Mexico	4 3	228 H	Evansville	10 2	
10 H	Mississippi St.	3 1	34 H	Texas A&M	12 2	74 H	San Diego St.	8 2	228 H	Evansville	10 4	
10 H	Mississippi St.	1 4	34 H	Texas A&M	2 1	74 H	San Diego St.	4 3	248 H	Western Ill.	9 1	
10 H	Mississippi St.	5 4	34 H	Texas A&M	3 5	74 H	San Diego St.	2 0	248 H	Western Ill.	5 7	
11 A	South Carolina	5 3	35 A	Nebraska	2 4	74 H	San Diego St.	4 1	248 H	Western Ill.	7 2	
11 A	South Carolina	15 3	35 A	Nebraska	0 3				269 H	New Orleans	14 0	
11 A	South Carolina	4 2							269 H	New Orleans	3 0	
19 H	Ole Miss	10 1							293 H	Alabama A&M	20 2	
19 H	Ole Miss	1 7							293 H	Alabama A&M	13 0	
19 H	Ole Miss	4 6							297 H	Mississippi Val.	6 0	
20 N	Arizona St.	1 3							297 N	Mississippi Val.	2 1	
20 N	Arizona St.	2 3										
LAST 10 GAMES												
34 H	Texas A&M	2 1	2 H	LSU	3 5							
34 H	Texas A&M	12 2	2 H	LSU	8 3							
34 H	Texas A&M	3 5	2 H	LSU	2 6							
35 A	Nebraska	2 4	72 H	New Mexico	4 3							
35 A	Nebraska	0 3	72 H	New Mexico	0 3							

Non-Div. I Games:

Arkansas

Duke				Through Games Of April 21, 2013													
Average RPI Win: 155		WON-LOST	WINNING	LAST 10	STRENGTH OF		OPP. STRENGTH	TEAM	ADJ		CONF.	ADJ CONF.					
Average RPI Loss: 34		RECORD	PCT. RANK	GAMES	SCHEDULE		OF SCHEDULE	RPI	RPI		RPI	RPI					
DIV. I ONLY		22-20-0	.52381	134	4-6-0		36	16	61	.54314	61	1	1				
DIV. I NON-CONF.		14-7-0	.66667	61	3-0-0		179	120	100	.52502	100	1	1				
TOTALS		RPI 1-25		RPI 26-50		W-L RECORDS		RPI 51-100		RPI 101-150		RPI 150+					
22-20-0		6-15-0		0-2-0		OVERALL		0-0-0		2-2-0		14-1-0					
16-8-0		2-4-0		0-1-0		HOME		0-0-0		2-2-0		12-1-0					
6-12-0		4-11-0		0-1-0		AWAY		0-0-0		0-0-0		2-0-0					
0-0-0		0-0-0		0-0-0		NEUTRAL		0-0-0		0-0-0		0-0-0					
14-7-0		1-2-0		0-2-0		NON-CONFERENCE		0-0-0		2-2-0		11-1-0					
11-4-0		0-0-0		0-1-0		HOME		0-0-0		2-2-0		9-1-0					
3-3-0		1-2-0		0-0-		AWAY		0-0-0		0-0-0		2-0-0					
0-0-0		0-0-0		0-0-0		NEUTRAL		0-0-0		0-0-0		0-0-0					
8-13-0		5-13-0		0-0-0		CONFERENCE		0-0-0		0-0-0		3-0-0					
5-4-0		2-4-0		0-0-0		HOME		0-0-0		0-0-0		3-0-0					
3-9-0		3-9-0		0-0-0		AWAY		0-0-0		0-0-0		0-0-0					
0-0-0		0-0-0		0-0-0		NEUTRAL		0-0-0		0-0-0		0-0-0					
RPI	S	Opponent		Score		RPI	S	Opponent		Score		RPI	S	Opponent		Score	
1	A	North Carolina		1	7	46	A	Campbell		3	6	104	H	Towson		3	9
1	A	North Carolina		1	10	46	H	Campbell		3	9	104	H	Towson		5	6
1	A	North Carolina		1	4							104	H	Towson		8	6
7	A	Florida St.		2	16							144	H	Charlotte		3	0
7	A	Florida St.		5	8							184	H	Boston College		13	0
7	A	Florida St.		3	8							184	H	Boston College		7	4
12	A	Miami (FL)		3	5							184	H	Boston College		6	0
12	A	Miami (FL)		4	2							208	H	Penn		8	1
12	A	Miami (FL)		9	2							208	H	Penn		0	6
13	A	Clemson		0	7							212	H	Bucknell		4	1
13	A	Clemson		4	8							212	H	Bucknell		2	0
13	A	Clemson		13	1							212	H	Bucknell		9	0
15	H	Virginia Tech		1	2							225	H	UNC Greensboro		17	2
15	H	Virginia Tech		2	6							227	A	N.C. Central		6	3
15	H	Virginia Tech		7	14							227	H	N.C. Central		8	3
18	A	Florida		2	4							238	H	Davidson		9	3
18	A	Florida		4	3							240	H	Quinnipiac		15	2
18	A	Florida		5	16							258	A	N.C. A&T		15	1
22	H	Georgia Tech		3	0							258	H	N.C. A&T		12	2
22	H	Georgia Tech		1	2												
22	H	Georgia Tech		2	0												
LAST 10 GAMES																	
		1 A North Carolina		1	10	7		A Florida St.		5	8						
		1 A North Carolina		1	7	7		A Florida St.		2	16						
		1 A North Carolina		1	4	227	H	N.C. Central		8	3						
		258 H N.C. A&T		12	2	225	H	UNC Greensboro		17	2						
		7 A Florida St.		3	8	22	H	Georgia Tech		3	0						

Non-Div. I Games:

Duke

RPI	S	Opponent	Score	
291	H	Lafayette	7	1
291	H	Lafayette	7	1
291	H	Lafayette	7	5

North Florida

N
o
r
t
h
F
l
o
r
i
d
a

N
o
r
t
h
F
l
o
r
i
d
a

Average RPI Win:	140	WON-LOST RECORD	WINNING PCT. RANK	LAST 10 GAMES	STRENGTH OF SCHEDULE	OPP. STRENGTH OF SCHEDULE	TEAM RPI	ADJ RPI	CONF. RPI	ADJ CONF. RPI		
DIV. I ONLY		27-13-0	.675	42	4-6-0	135	66	63	.54232	63	10	10
DIV. I NON-CONF.		20-8-0	.71429	48	2-3-0	177	51	72	.53987	72	10	10
<hr/>												
TOTALS	RPI 1-25	RPI 26-50		W-L RECORDS		RPI 51-100		RPI 101-150		RPI 150+		
27-13-0	0-0-0	3-4-0		OVERALL		8-4-0		6-3-0		10-3-0		
18-7-0	0-0-0	2-4-0		HOME		5-1-0		4-2-0		7-0-0		
7-5-0	0-0-0	0-0-0		AWAY		2-2-0		2-1-0		3-3-0		
2-1-0	0-0-0	1-0-0		NEUTRAL		1-1-0		0-0-0		0-0-0		
<hr/>												
20-8-0	0-0-0	2-2-0		NON-CONFERENCE		5-4-0		4-2-0		9-1-0		
14-5-0	0-0-0	1-2-0		HOME		2-1-0		4-2-0		7-0-0		
4-3-0	0-0-0	0-0-		AWAY		2-2-0		0-0-0		2-1-0		
2-1-0	0-0-0	1-0-0		NEUTRAL		1-1-0		0-0-0		0-0-0		
<hr/>												
7-5-0	0-0-0	1-2-0		CONFERENCE		3-0-0		2-1-0		1-2-0		
4-2-0	0-0-0	1-2-0		HOME		3-0-0		0-0-0		0-0-0		
3-3-0	0-0-0	0-0-0		AWAY		0-0-0		2-1-0		1-2-0		
0-0-0	0-0-0	0-0-0		NEUTRAL		0-0-0		0-0-0		0-0-0		
<hr/>												
RPI	S	Opponent	Score	RPI	S	Opponent	Score	RPI	S	Opponent	Score	
				34	N	Texas A&M	7 6	54	A	Texas	0 4	
				45	H	Rice	0 4	54	H	Texas	4 3	
				45	H	Rice	8 7	68	A	Lamar	3 6	
				45	H	Rice	1 11	78	H	East Carolina	7 2	
				50	H	Seton Hall	4 0	78	H	East Carolina	5 4	
				50	H	Seton Hall	1 11	78	H	East Carolina	4 3	
				50	H	Seton Hall	1 15	80	A	Sam Houston St.	6 3	
								80	H	Sam Houston St.	1 4	
								85	A	Baylor	5 3	
								85	H	Baylor	3 2	
								85	N	Baylor	15 4	
								87	N	California	2 13	

Non-Div. I Games:

Houston

Average RPI Win: 152		WON-LOST	WINNING	LAST 10	STRENGTH OF		OPP. STRENGTH	TEAM	ADJ		CONF.	ADJ CONF.			
Average RPI Loss: 71		RECORD	PCT. RANK	GAMES	SCHEDULE		OF SCHEDULE	RPI	RPI		RPI	RPI			
DIV. I ONLY		25-14-0	.64103	56	7-3-0		78	91	64	.54222	64	3	3		
DIV. I NON-CONF.		15-5-0	.75	30	0-0-0		235	219	119	.51354	119	3	3		
TOTALS		RPI 1-25	RPI 26-50		W-L RECORDS		RPI 51-100		RPI 101-150		RPI 150+				
25-14-0		1-6-0	0-0-0		OVERALL		6-3-0		9-4-0		9-1-0				
21-7-0		1-3-0	0-0-0		HOME		5-1-0		6-2-0		9-1-0				
4-7-0		0-3-0	0-0-0		AWAY		1-2-0		3-2-0		0-0-0				
0-0-0		0-0-0	0-0-0		NEUTRAL		0-0-0		0-0-0		0-0-0				
15-5-0		0-0-0	0-0-0		NON-CONFERENCE		2-1-0		4-3-0		9-1-0				
14-4-0		0-0-0	0-0-0		HOME		2-1-0		3-2-0		9-1-0				
1-1-0		0-0-0	0-0-		AWAY		0-0-0		1-1-0		0-0-0				
0-0-0		0-0-0	0-0-0		NEUTRAL		0-0-0		0-0-0		0-0-0				
10-9-0		1-6-0	0-0-0		CONFERENCE		4-2-0		5-1-0		0-0-0				
7-3-0		1-3-0	0-0-0		HOME		3-0-0		3-0-0		0-0-0				
3-6-0		0-3-0	0-0-0		AWAY		1-2-0		2-1-0		0-0-0				
0-0-0		0-0-0	0-0-0		NEUTRAL		0-0-0		0-0-0		0-0-0				
RPI S	Opponent	Score		RPI S	Opponent	Score		RPI S	Opponent	Score		RPI S	Opponent	Score	
5	H Oregon St.	2	6					82	A Stanford	10	9	110	A Washington St.	6	5
5	H Oregon St.	3	4					82	A Stanford	3	4	110	A Washington St.	5	9
5	H Oregon St.	4	8					82	A Stanford	8	12	110	A Washington St.	7	3
9	A Oregon	1	2					87	H California	10	1	120	H Texas Tech	2	5
9	A Oregon	1	5					87	H California	6	4	120	H Texas Tech	6	2
9	A Oregon	6	7					87	H California	5	4	121	H Utah	2	1
20	H Arizona St.	10	9					91	H San Francisco	5	2	121	H Utah	15	4
								91	H San Francisco	6	4	121	H Utah	4	3
								91	H San Francisco	2	9	138	A Long Beach St.	3	1
												138	A Long Beach St.	4	5
												142	H Columbia	4	8
												142	H Columbia	7	5
												142	H Columbia	4	3
												151	H Butler	14	2
												151	H Butler	14	2
												181	H Utah Valley	14	5
												181	H Utah Valley	1	3
												266	H San Jose St.	9	4
												266	H San Jose St.	15	4
												266	H San Jose St.	8	7
												286	H Coppin St.	16	0
												286	H Coppin St.	14	1
												286	H Coppin St.	13	9
				LAST 10 GAMES											
				82	A Stanford	8	12	110	A Washington St.	6	5				
				82	A Stanford	10	9	110	A Washington St.	5	9				
				82	A Stanford	3	4	87	H California	5	4				
				20	H Arizona St.	10	9	87	H California	6	4				
				110	A Washington St.	7	3	87	H California	10	1				

Non-Div. I Games:

Arizona

BYU				Through Games Of April 21, 2013													
Average RPI Win:		151	WON-LOST	WINNING	LAST 10	STRENGTH OF		OPP. STRENGTH	TEAM	ADJ		CONF.	ADJ CONF.				
Average RPI Loss:		83	RECORD	PCT. RANK	GAMES	SCHEDULE		OF SCHEDULE	RPI	RPI		RPI	RPI				
DIV. I ONLY			19-15-0	.55882	106	8-2-0		55	155	65	.54218	65	12	12			
DIV. I NON-CONF.			12-10-0	.54545	113	2-0-0		5	234	33	.56636	33	8	8			
TOTALS		RPI 1-25		RPI 26-50		W-L RECORDS		RPI 51-100		RPI 101-150		RPI 150+					
19-15-0		1-1-0		0-3-0		OVERALL		8-7-0		1-2-0		10-2-0					
9-4-0		0-0-0		0-0-0		HOME		6-3-0		1-0-0		3-1-0					
6-7-0		1-1-0		0-3-0		AWAY		0-1-0		0-2-0		5-0-0					
4-4-0		0-0-0		0-0-0		NEUTRAL		2-3-0		0-0-0		2-1-0					
12-10-0		1-1-0		0-0-0		NON-CONFERENCE		6-6-0		1-2-0		5-1-0					
6-2-0		0-0-0		0-0-0		HOME		4-2-0		1-0-0		1-0-0					
3-4-0		1-1-0		0-0-		AWAY		0-1-0		0-2-0		2-0-0					
4-4-0		0-0-0		0-0-0		NEUTRAL		2-3-0		0-0-0		2-1-0					
7-5-0		0-0-0		0-3-0		CONFERENCE		2-1-0		0-0-0		5-1-0					
4-2-0		0-0-0		0-0-0		HOME		2-1-0		0-0-0		2-1-0					
3-3-0		0-0-0		0-3-0		AWAY		0-0-0		0-0-0		3-0-0					
0-0-0		0-0-0		0-0-0		NEUTRAL		0-0-0		0-0-0		0-0-0					
RPI	S	Opponent		Score		RPI	S	Opponent		Score		RPI	S	Opponent		Score	
2	A	LSU		9	4	31	A	San Diego		5	7	51	H	Kansas		4	15
2	A	LSU		5	6	31	A	San Diego		9	10	51	H	Kansas		6	3
						31	A	San Diego		3	5	51	H	Kansas		3	0
												66	H	UC Irvine		3	8
												66	H	UC Irvine		6	3
												66	H	UC Irvine		3	1
												67	A	UNLV		3	10
												73	N	Creighton		1	5
												73	N	Creighton		9	0
												73	N	Creighton		14	5
												79	N	Southeastern La.		1	4
												79	N	Southeastern La.		2	3
												83	H	Pepperdine		8	3
												83	H	Pepperdine		10	9
												83	H	Pepperdine		6	9
				LAST 10 GAMES													
				121	H	Utah		9	3	277	A	Santa Clara		8	2		
				196	H	Portland		7	6	277	A	Santa Clara		3	1		
				196	H	Portland		11	7	181	H	Utah Valley		8	0		
				196	H	Portland		4	8	83	H	Pepperdine		6	9		
				277	A	Santa Clara		5	2	83	H	Pepperdine		10	9		

Non-Div. I Games:

BYU

Average RPI Win:		109	WON-LOST RECORD		WINNING PCT. RANK	LAST 10 GAMES		STRENGTH OF SCHEDULE		OPP. STRENGTH OF SCHEDULE	TEAM RPI	ADJ RPI	CONF. RPI	ADJ CONF. RPI
Average RPI Loss:		99												
DIV. I ONLY			25-11-0		.69444	35		6-4-0		205	5	66	.54184	66
DIV. I NON-CONF.			18-6-0		.75	30		1-2-0		123	2	29	.571	29
TOTALS		RPI 1-25		RPI 26-50		W-L RECORDS		RPI 51-100		RPI 101-150		RPI 150+		
25-11-0		0-1-0		4-1-0		OVERALL		13-5-0		0-3-0		8-2-0		
18-5-0		0-1-0		2-1-0		HOME		10-2-0		0-0-0		6-1-0		
7-6-0		0-0-0		2-0-0		AWAY		3-3-0		0-3-0		2-1-0		
0-0-0		0-0-0		0-0-0		NEUTRAL		0-0-0		0-0-0		0-0-0		
18-6-0		0-1-0		4-1-0		NON-CONFERENCE		11-4-0		0-0-0		3-1-0		
13-4-0		0-1-0		2-1-0		HOME		8-1-0		0-0-0		3-1-0		
5-3-0		0-0-0		2-0-		AWAY		3-3-0		0-0-0		0-0-0		
0-0-0		0-0-0		0-0-0		NEUTRAL		0-0-0		0-0-0		0-0-0		
7-5-0		0-0-0		0-0-0		CONFERENCE		2-1-0		0-3-0		5-1-0		
5-1-0		0-0-0		0-0-0		HOME		2-1-0		0-0-0		3-0-0		
2-4-0		0-0-0		0-0-0		AWAY		0-0-0		0-3-0		2-1-0		
0-0-0		0-0-0		0-0-0		NEUTRAL		0-0-0		0-0-0		0-0-0		
RPI	S	Opponent	Score		RPI	S	Opponent	Score		RPI	S	Opponent	Score	
16	H	UCLA	4	6	31	A	San Diego	11	3	58	A	CSU Bakersfield	5	4
					35	H	Nebraska	2	1	58	H	CSU Bakersfield	6	1
					35	H	Nebraska	1	4	65	A	BYU	3	6
					35	H	Nebraska	2	0	65	A	BYU	8	3
					42	A	Loyola Marymount	10	3	65	A	BYU	1	3
										74	A	San Diego St.	2	18
										74	H	San Diego St.	4	2
										85	H	Baylor	15	3
										85	H	Baylor	6	4
										85	H	Baylor	5	0
										87	H	California	6	8
										87	H	California	4	3
										87	H	California	5	3
										87	H	California	9	1
										94	H	Cal St. Northridge	4	3
										94	H	Cal St. Northridge	1	2
										94	H	Cal St. Northridge	2	0
										98	A	Southern California	3	1
LAST 10 GAMES														
					74	A	San Diego St.	2	18	94	H	Cal St. Northridge	2	0
					190	A	Pacific	1	0	94	H	Cal St. Northridge	1	2
					190	A	Pacific	13	14	94	H	Cal St. Northridge	4	3
					190	A	Pacific	8	4	31	A	San Diego	11	3
					16	H	UCLA	4	6	183	H	Hawaii	9	0

Non-Div. I Games:

UC Irvine

L
a
m
a
r

Lamar

RPI	S	Opponent	Score	
280	H	Massachusetts	4	2
288	H	Prairie View	7	1

Average RPI Win: 145		WON-LOST RECORD	WINNING PCT. RANK	LAST 10 GAMES	STRENGTH OF SCHEDULE	OPP. STRENGTH OF SCHEDULE	TEAM RPI	ADJ RPI	CONF. RPI	ADJ CONF. RPI	
Average RPI Loss: 71											
DIV. I ONLY		22-20-0	.52381 134	2-8-0	34	52	70	.54033 70	13	13	
DIV. I NON-CONF.		8-13-0	.38095 211	0-7-0	4	24	80	.53517 80	12	12	
TOTALS		RPI 1-25	RPI 26-50		W-L RECORDS		RPI 51-100		RPI 101-150		RPI 150+
22-20-0		2-6-0	2-3-0		OVERALL		6-8-0		1-1-0		11-3-0
12-10-0		2-1-0	0-1-0		HOME		2-5-0		1-0-0		7-3-0
9-9-0		0-5-0	1-1-0		AWAY		4-3-0		0-1-0		4-0-0
1-1-0		0-0-0	1-1-0		NEUTRAL		0-0-0		0-0-0		0-0-0
8-13-0		2-6-0	2-3-0		NON-CONFERENCE		0-2-0		1-1-0		3-2-0
5-5-0		2-1-0	0-1-0		HOME		0-1-0		1-0-0		2-2-0
2-8-0		0-5-0	1-0-		AWAY		0-1-0		0-1-0		1-0-0
1-1-0		0-0-0	1-1-0		NEUTRAL		0-0-0		0-0-0		0-0-0
14-7-0		0-0-0	0-0-0		CONFERENCE		6-6-0		0-0-0		8-1-0
7-5-0		0-0-0	0-0-0		HOME		2-4-0		0-0-0		5-1-0
7-2-0		0-0-0	0-0-0		AWAY		4-2-0		0-0-0		3-0-0
0-0-0		0-0-0	0-0-0		NEUTRAL		0-0-0		0-0-0		0-0-0
RPI S	Opponent	Score	RPI S	Opponent	Score	RPI S	Opponent	Score	RPI S	Opponent	Score
1 A	North Carolina	5 14	26 A	UNC Wilmington	3 7	69 A	Citadel	7 14	132 A	High Point	0 8
1 H	North Carolina	3 15	26 H	UNC Wilmington	5 8	69 A	Citadel	8 5	132 H	High Point	16 7
8 A	North Carolina St.	6 8	27 N	Kentucky	1 6	69 A	Citadel	8 6	155 H	VCU	2 6
8 H	North Carolina St.	24 12	39 N	Kansas St.	4 3	71 H	Col. of Charleston	3 2	184 H	Boston College	6 7
15 H	Virginia Tech	4 3	43 A	Coastal Caro.	8 7	71 H	Col. of Charleston	6 11	197 H	Marist	11 3
24 A	Louisville	1 10				71 H	Col. of Charleston	4 7	210 H	Wofford	5 11
24 A	Louisville	5 7				78 A	East Carolina	5 8	210 H	Wofford	14 3
24 A	Louisville	0 4				78 H	East Carolina	4 11	210 H	Wofford	15 5
						86 A	Western Caro.	2 1	213 H	Princeton	12 11
						86 A	Western Caro.	8 5	225 A	UNC Greensboro	14 8
						86 A	Western Caro.	5 7	225 A	UNC Greensboro	8 4
						99 H	Furman	5 4	225 A	UNC Greensboro	6 3
						99 H	Furman	4 10	238 H	Davidson	6 1
						99 H	Furman	6 10	238 H	Davidson	8 2
									238 H	Davidson	8 2
									258 A	N.C. A&T	7 5
LAST 10 GAMES											
78 A	East Carolina	5 8	24 A	Louisville	0 4						
210 H	Wofford	14 3	24 A	Louisville	5 7						
210 H	Wofford	5 11	24 A	Louisville	1 10						
210 H	Wofford	15 5	26 H	UNC Wilmington	5 8						
1 A	North Carolina	5 14	1 H	North Carolina	3 15						

Non-Div. I Games:

Elon

Average RPI Win:		129	WON-LOST RECORD		WINNING PCT. RANK		LAST 10 GAMES		STRENGTH OF SCHEDULE		OPP. STRENGTH OF SCHEDULE		TEAM RPI		ADJ RPI		CONF. RPI		ADJ CONF. RPI				
DIV. I ONLY			21-18-0		.53846 118		5-5-0		42		54		71		.53914 71		13		13				
DIV. I NON-CONF.			8-10-0		.44444 181		0-2-0		8		9		70		.54028 70		12		12				
TOTALS		RPI 1-25		RPI 26-50		W-L RECORDS		RPI 51-100		RPI 101-150		RPI 150+											
21-18-0		2-3-0		1-3-0		OVERALL		8-9-0		0-1-0		10-2-0											
12-10-0		2-2-0		1-0-0		HOME		6-6-0		0-1-0		3-1-0											
9-6-0		0-1-0		0-3-0		AWAY		2-1-0		0-0-0		7-1-0											
0-2-0		0-0-0		0-0-0		NEUTRAL		0-2-0		0-0-0		0-0-0											
8-10-0		2-3-0		1-3-0		NON-CONFERENCE		2-3-0		0-1-0		3-0-0											
6-4-0		2-2-0		1-0-0		HOME		2-1-0		0-1-0		1-0-0											
2-4-0		0-1-0		0-0-		AWAY		0-0-0		0-0-0		2-0-0											
0-2-0		0-0-0		0-0-0		NEUTRAL		0-2-0		0-0-0		0-0-0											
13-8-0		0-0-0		0-0-0		CONFERENCE		6-6-0		0-0-0		7-2-0											
6-6-0		0-0-0		0-0-0		HOME		4-5-0		0-0-0		2-1-0											
7-2-0		0-0-0		0-0-0		AWAY		2-1-0		0-0-0		5-1-0											
0-0-0		0-0-0		0-0-0		NEUTRAL		0-0-0		0-0-0		0-0-0											
RPI	S	Opponent		Score		RPI	S	Opponent		Score		RPI	S	Opponent		Score							
11	A	South Carolina		6	10	26	A	UNC Wilmington		2	7	53	N	Middle Tenn.		3	4	103	H	Connecticut 4 9			
11	H	South Carolina		1	3	26	H	UNC Wilmington		6	5	69	H	Citadel		11	7	171	A	Samford 10 0			
17	H	South Ala.		0	3	37	A	Auburn		1	5	70	A	Elon		2	3	171	A	Samford 13 7			
17	H	South Ala.		12	2	43	A	Coastal Caro.		1	2	70	A	Elon		11	6	171	A	Samford 9 7			
17	H	South Ala.		3	2							70	A	Elon		7	4	177	A	Charleston So. 15 1			
												86	H	Western Caro.		6	4	177	H	Charleston So. 13 5			
												86	H	Western Caro.		4	5	198	A	Jacksonville 12 5			
												86	H	Western Caro.		6	10	225	H	UNC Greensboro 0 12			
												90	H	Xavier		4	1	225	H	UNC Greensboro 11 3			
												90	H	Xavier		6	3	225	H	UNC Greensboro 3 2			
												90	H	Xavier		5	6	238	A	Davidson 4 5			
												92	H	Appalachian St.		2	5	238	A	Davidson 10 5			
												92	H	Appalachian St.		4	2	238	A	Davidson 18 5			
												95	N	Indiana St.		1	3						
												99	H	Furman		6	1						
												99	H	Furman		9	11						
												99	H	Furman		5	6						
LAST 10 GAMES																							
						99	H	Furman		6	1	238	A	Davidson		4	5						
						99	H	Furman		5	6	238	A	Davidson		10	5						
						99	H	Furman		9	11	43	A	Coastal Caro.		1	2						
						11	A	South Carolina		6	10	225	H	UNC Greensboro		3	2						
						238	A	Davidson		18	5	225	H	UNC Greensboro		11	3						

Non-Div. I Games:

Col. of Charleston

Average RPI Win:		158	WON-LOST RECORD		WINNING PCT. RANK		LAST 10 GAMES		STRENGTH OF SCHEDULE		OPP. STRENGTH OF SCHEDULE		TEAM RPI		ADJ RPI		CONF. RPI		ADJ CONF. RPI				
DIV. I ONLY			24-16-0		.6 71		8-2-0		70		160		72		.5391 72		17		17				
DIV. I NON-CONF.			10-12-0		.45455 169		2-1-0		24		125		113		.51602 113		16		16				
TOTALS		RPI 1-25		RPI 26-50		W-L RECORDS		RPI 51-100		RPI 101-150		RPI 150+											
24-16-0		0-1-0		0-3-0		OVERALL		7-6-0		5-3-0		12-3-0											
15-7-0		0-0-0		0-0-0		HOME		4-4-0		4-2-0		7-1-0											
9-7-0		0-1-0		0-2-0		AWAY		3-2-0		1-1-0		5-1-0											
0-2-0		0-0-0		0-1-0		NEUTRAL		0-0-0		0-0-0		0-1-0											
10-12-0		0-1-0		0-3-0		NON-CONFERENCE		3-4-0		5-3-0		2-1-0											
8-5-0		0-0-0		0-0-0		HOME		2-3-0		4-2-0		2-0-0											
2-5-0		0-1-0		0-0-		AWAY		1-1-0		1-1-0		0-0-0											
0-2-0		0-0-0		0-1-0		NEUTRAL		0-0-0		0-0-0		0-1-0											
14-4-0		0-0-0		0-0-0		CONFERENCE		4-2-0		0-0-0		10-2-0											
7-2-0		0-0-0		0-0-0		HOME		2-1-0		0-0-0		5-1-0											
7-2-0		0-0-0		0-0-0		AWAY		2-1-0		0-0-0		5-1-0											
0-0-0		0-0-0		0-0-0		NEUTRAL		0-0-0		0-0-0		0-0-0											
RPI	S	Opponent		Score		RPI	S	Opponent		Score		RPI	S	Opponent		Score		RPI	S	Opponent		Score	
20	A	Arizona St.		3	4	35	A	Nebraska		5	8	60	A	Arkansas		3	0	120	H	Texas Tech		10	3
						35	A	Nebraska		0	3	60	A	Arkansas		3	4	122	H	UC Riverside		11	9
						40	N	Oklahoma		8	10	67	A	UNLV		12	7	122	H	UC Riverside		12	14
												67	A	UNLV		7	8	122	H	UC Riverside		10	7
												67	A	UNLV		3	2	122	H	UC Riverside		9	14
												74	H	San Diego St.		6	13	139	A	A&M-Corpus Christi		7	0
												74	H	San Diego St.		7	5	149	A	New Mexico St.		5	10
												74	H	San Diego St.		14	3	149	H	New Mexico St.		13	6
												76	H	Oklahoma St.		14	15	153	N	Iowa		2	6
												76	H	Oklahoma St.		2	4	175	A	Nevada		7	2
												76	H	Oklahoma St.		9	1	175	A	Nevada		5	2
												84	H	Missouri St.		6	5	175	A	Nevada		15	11
												84	H	Missouri St.		2	8	175	H	Nevada		2	3
																		175	H	Nevada		9	8
																		175	H	Nevada		7	5
																		236	H	La Salle		17	4
																		236	H	La Salle		16	3
																		250	H	Fresno St.		4	3
																		250	H	Fresno St.		11	4
																		250	H	Fresno St.		14	3
																		275	A	Air Force		19	5
																		275	A	Air Force		11	5
																		275	A	Air Force		4	11
LAST 10 GAMES																							
						175	A	Nevada		15	11	250	H	Fresno St.		14	3	275	A	Air Force			
						175	A	Nevada		7	2	250	H	Fresno St.		11	4						
						175	A	Nevada		5	2	60	A	Arkansas		3	4						
						149	H	New Mexico St.		13	6	60	A	Arkansas		3	0						
						250	H	Fresno St.		4	3	275	A	Air Force		4	11						

Non-Div. I Games:

New Mexico

Average RPI Win:	172	WON-LOST RECORD	WINNING PCT. RANK	LAST 10 GAMES	STRENGTH OF SCHEDULE	OPP. STRENGTH OF SCHEDULE	TEAM RPI	ADJ RPI	CONF. RPI	ADJ CONF. RPI		
DIV. I ONLY		22-9-0	.70968	27	7-3-0	221	109	73	.53898	73	15	15
DIV. I NON-CONF.		14-5-0	.73684	42	1-0-0	171	116	43	.55529	43	15	15
<hr/>												
TOTALS	RPI 1-25	RPI 26-50		W-L RECORDS		RPI 51-100		RPI 101-150		RPI 150+		
22-9-0	0-1-0	0-0-0		OVERALL		3-5-0		1-0-0		18-3-0		
11-2-0	0-0-0	0-0-0		HOME		1-0-0		0-0-0		10-2-0		
8-5-0	0-1-0	0-0-0		AWAY		1-3-0		0-0-0		7-1-0		
3-2-0	0-0-0	0-0-0		NEUTRAL		1-2-0		1-0-0		1-0-0		
<hr/>												
14-5-0	0-1-0	0-0-0		NON-CONFERENCE		3-2-0		1-0-0		10-2-0		
5-2-0	0-0-0	0-0-0		HOME		1-0-0		0-0-0		4-2-0		
6-1-0	0-1-0	0-0-		AWAY		1-0-0		0-0-0		5-0-0		
3-2-0	0-0-0	0-0-0		NEUTRAL		1-2-0		1-0-0		1-0-0		
<hr/>												
8-4-0	0-0-0	0-0-0		CONFERENCE		0-3-0		0-0-0		8-1-0		
6-0-0	0-0-0	0-0-0		HOME		0-0-0		0-0-0		6-0-0		
2-4-0	0-0-0	0-0-0		AWAY		0-3-0		0-0-0		2-1-0		
0-0-0	0-0-0	0-0-0		NEUTRAL		0-0-0		0-0-0		0-0-0		
<hr/>												
RPI	S	Opponent	Score	RPI	S	Opponent	Score	RPI	S	Opponent	Score	
25	A	Austin Peay	8 9					51	A	Kansas	6 4	
								51	H	Kansas	12 4	
								65	N	BYU	5 1	
								65	N	BYU	5 14	
								65	N	BYU	0 9	
								95	A	Indiana St.	1 6	
								95	A	Indiana St.	4 5	
								95	A	Indiana St.	3 5	
								125	N	Milwaukee	14 6	
								156	A	Dallas Baptist	11 9	
								156	A	Dallas Baptist	15 6	
								156	A	Dallas Baptist	3 1	
								160	H	Southern Ill.	5 3	
								160	H	Southern Ill.	9 1	
								160	H	Southern Ill.	4 3	
								170	N	UALR	4 2	
								190	H	Pacific	5 2	
								190	H	Pacific	7 2	
								190	H	Pacific	2 5	
								203	H	Bradley	7 5	
								203	H	Bradley	7 3	
								203	H	Bradley	5 4	
								228	A	Evansville	1 4	
								228	A	Evansville	6 1	
								228	A	Evansville	6 2	
								231	A	Southeast Mo. St.	17 2	
								233	A	Neb. Omaha	11 4	
								233	H	Neb. Omaha	4 3	
								233	H	Neb. Omaha	2 4	
								237	H	North Dakota	4 1	
<hr/>												
LAST 10 GAMES												
				160	H	Southern Ill.	9 1	95	A	Indiana St.	4 5	
				160	H	Southern Ill.	5 3	95	A	Indiana St.	1 6	
				160	H	Southern Ill.	4 3	203	H	Bradley	7 3	
				51	H	Kansas	12 4	203	H	Bradley	7 5	
				95	A	Indiana St.	3 5	203	H	Bradley	5 4	

Non-Div. I Games:

Creighton

Average RPI Win:		131	WON-LOST RECORD		WINNING PCT. RANK	LAST 10 GAMES		STRENGTH OF SCHEDULE		OPP. STRENGTH OF SCHEDULE	TEAM RPI	ADJ RPI	CONF. RPI	ADJ CONF. RPI
Average RPI Loss:		90	19-20-0		.48718 166	5-5-0		47		84	74	.53842 74	17	17
DIV. I ONLY			9-12-0		.42857 189	1-1-0		16		12	69	.54062 69	16	16
DIV. I NON-CONF.														
TOTALS		RPI 1-25	RPI 26-50		W-L RECORDS		RPI 51-100		RPI 101-150		RPI 150+			
19-20-0		0-4-0	6-0-0		OVERALL		4-11-0		2-2-0		8-3-0			
10-5-0		0-4-0	3-0-0		HOME		3-1-0		2-0-0		3-0-0			
9-15-0		0-0-0	3-0-0		AWAY		1-10-0		0-2-0		5-3-0			
0-0-0		0-0-0	0-0-0		NEUTRAL		0-0-0		0-0-0		0-0-0			
9-12-0		0-4-0	6-0-0		NON-CONFERENCE		1-5-0		2-2-0		1-1-0			
6-4-0		0-4-0	3-0-0		HOME		1-0-0		2-0-0		0-0-0			
4-8-0		0-0-0	3-0-		AWAY		0-5-0		0-2-0		1-1-0			
0-0-0		0-0-0	0-0-0		NEUTRAL		0-0-0		0-0-0		0-0-0			
10-8-0		0-0-0	0-0-0		CONFERENCE		3-6-0		0-0-0		7-2-0			
5-1-0		0-0-0	0-0-0		HOME		2-1-0		0-0-0		3-0-0			
5-7-0		0-0-0	0-0-0		AWAY		1-5-0		0-0-0		4-2-0			
0-0-0		0-0-0	0-0-0		NEUTRAL		0-0-0		0-0-0		0-0-0			
RPI S	Opponent	Score	RPI S	Opponent	Score	RPI S	Opponent	Score	RPI S	Opponent	Score	RPI S	Opponent	Score
5 H	Oregon St.	1 8	31 A	San Diego	8 1	60 A	Arkansas	0 2	122 A	UC Riverside	3 6			
5 H	Oregon St.	1 7	31 A	San Diego	4 2	60 A	Arkansas	3 4	122 H	UC Riverside	10 2			
5 H	Oregon St.	0 5	31 A	San Diego	5 3	60 A	Arkansas	1 4	138 A	Long Beach St.	3 4			
5 H	Oregon St.	0 2	50 H	Seton Hall	4 3	60 A	Arkansas	2 8	138 H	Long Beach St.	12 2			
			50 H	Seton Hall	10 4	66 A	UC Irvine	2 4	175 H	Nevada	2 0			
			50 H	Seton Hall	6 2	66 H	UC Irvine	18 2	175 H	Nevada	8 1			
						67 A	UNLV	2 5	175 H	Nevada	5 4			
						67 A	UNLV	3 4	250 A	Fresno St.	11 6			
						67 A	UNLV	8 9	250 A	Fresno St.	0 1			
						67 H	UNLV	5 3	250 A	Fresno St.	4 2			
						67 H	UNLV	5 4	275 A	Air Force	9 10			
						67 H	UNLV	2 4	275 A	Air Force	11 0			
						72 A	New Mexico	5 7	275 A	Air Force	4 2			
						72 A	New Mexico	13 6	277 A	Santa Clara	3 12			
						72 A	New Mexico	3 14	277 A	Santa Clara	7 4			
LAST 10 GAMES														
			66 H	UC Irvine	18 2	275 A	Air Force	9 10						
			67 A	UNLV	2 5	275 A	Air Force	4 2						
			67 A	UNLV	3 4	138 A	Long Beach St.	3 4						
			67 A	UNLV	8 9	175 H	Nevada	8 1						
			275 A	Air Force	11 0	175 H	Nevada	5 4						

Non-Div. I Games:

San Diego St.

Average RPI Win: 121		WON-LOST	WINNING	LAST 10	STRENGTH OF		OPP. STRENGTH	TEAM	ADJ	CONF.	ADJ CONF.
Average RPI Loss: 36		RECORD	PCT. RANK	GAMES	SCHEDULE		OF SCHEDULE	RPI	RPI	RPI	RPI
DIV. I ONLY		17-21-0	.44737	195	4-6-0		11	22	75	.53774	75
DIV. I NON-CONF.		12-8-0	.6	89	2-1-0		46	65	54	.54721	54
TOTALS		RPI 1-25	RPI 26-50		W-L RECORDS		RPI 51-100		RPI 101-150		RPI 150+
17-21-0		2-12-0	3-4-0		OVERALL		4-4-0		4-1-0		4-1-0
10-10-0		1-8-0	0-0-0		HOME		3-0-0		3-1-0		3-1-0
5-9-0		0-3-0	3-3-0		AWAY		1-4-0		1-0-0		0-0-0
2-2-0		1-1-0	0-1-0		NEUTRAL		0-0-0		0-0-0		1-0-0
12-8-0		2-3-0	0-1-0		NON-CONFERENCE		4-4-0		2-0-0		4-1-0
8-3-0		1-2-0	0-0-0		HOME		3-0-0		1-0-0		3-1-0
2-4-0		0-0-0	0-0-		AWAY		1-4-0		1-0-0		0-0-0
2-2-0		1-1-0	0-1-0		NEUTRAL		0-0-0		0-0-0		1-0-0
5-13-0		0-9-0	3-3-0		CONFERENCE		0-0-0		2-1-0		0-0-0
2-7-0		0-6-0	0-0-0		HOME		0-0-0		2-1-0		0-0-0
3-6-0		0-3-0	3-3-0		AWAY		0-0-0		0-0-0		0-0-0
0-0-0		0-0-0	0-0-0		NEUTRAL		0-0-0		0-0-0		0-0-0
RPI S	Opponent	Score		RPI S	Opponent	Score		RPI S	Opponent	Score	
4 A	Vanderbilt	8	12	27 A	Kentucky	10	9	53 A	Middle Tenn.	5	11
4 A	Vanderbilt	3	8	27 A	Kentucky	4	5	67 A	UNLV	8	3
4 A	Vanderbilt	3	4	27 A	Kentucky	5	0	67 A	UNLV	4	5
11 H	South Carolina	8	12	28 N	Notre Dame	2	3	67 A	UNLV	9	10
11 H	South Carolina	2	19	33 A	Alabama	7	6	67 A	UNLV	2	3
11 H	South Carolina	4	5	33 A	Alabama	1	12	81 H	Western Ky.	5	4
15 N	Virginia Tech	5	4	33 A	Alabama	1	15	81 H	Western Ky.	4	0
15 N	Virginia Tech	3	7					86 H	Western Caro.	10	5
19 H	Ole Miss	3	4								
19 H	Ole Miss	4	6								
19 H	Ole Miss	0	5								
20 H	Arizona St.	1	5								
20 H	Arizona St.	0	4								
20 H	Arizona St.	11	2								
LAST 10 GAMES											
53 A	Middle Tenn.	5	11	27 A	Kentucky	5	0				
19 H	Ole Miss	3	4	27 A	Kentucky	10	9				
19 H	Ole Miss	4	6	27 A	Kentucky	4	5				
19 H	Ole Miss	0	5	131 A	East Tenn. St.	4	3				
15 N	Virginia Tech	5	4	11 H	South Carolina	2	19				

Non-Div. I Games:

Tennessee

Average RPI Win:	158	WON-LOST RECORD	WINNING PCT. RANK	LAST 10 GAMES	STRENGTH OF SCHEDULE	OPP. STRENGTH OF SCHEDULE	TEAM RPI	ADJ RPI	CONF. RPI	ADJ CONF. RPI		
DIV. I ONLY		26-11-0	.7027	31	6-4-0	169	88	76	.53654	76	4	4
DIV. I NON-CONF.		19-4-0	.82609	16	3-0-0	259	204	82	.53409	82	4	4
<hr/>												
TOTALS	RPI 1-25	RPI 26-50		W-L RECORDS		RPI 51-100		RPI 101-150		RPI 150+		
26-11-0	0-0-0	4-3-0		OVERALL		8-5-0		2-2-0		13-1-0		
20-6-0	0-0-0	4-3-0		HOME		4-2-0		0-0-0		13-1-0		
5-5-0	0-0-0	0-0-0		AWAY		4-3-0		1-2-0		0-0-0		
1-0-0	0-0-0	0-0-0		NEUTRAL		0-0-0		1-0-0		0-0-0		
<hr/>												
19-4-0	0-0-0	2-2-0		NON-CONFERENCE		4-1-0		1-0-0		13-1-0		
16-3-0	0-0-0	2-2-0		HOME		1-0-0		0-0-0		13-1-0		
3-1-0	0-0-0	0-0-		AWAY		3-1-0		0-0-0		0-0-0		
1-0-0	0-0-0	0-0-0		NEUTRAL		0-0-0		1-0-0		0-0-0		
<hr/>												
7-7-0	0-0-0	2-1-0		CONFERENCE		4-4-0		1-2-0		0-0-0		
5-3-0	0-0-0	2-1-0		HOME		3-2-0		0-0-0		0-0-0		
2-4-0	0-0-0	0-0-0		AWAY		1-2-0		1-2-0		0-0-0		
0-0-0	0-0-0	0-0-0		NEUTRAL		0-0-0		0-0-0		0-0-0		
<hr/>												
RPI	S	Opponent	Score	RPI	S	Opponent	Score	RPI	S	Opponent	Score	
				32	H	Central Ark.	3 11	51	A	Kansas	2 3	
				39	H	Kansas St.	2 3	51	A	Kansas	14 3	
				39	H	Kansas St.	9 2	51	A	Kansas	5 7	
				39	H	Kansas St.	7 6	54	H	Texas	5 8	
				42	H	Loyola Marymount	2 5	54	H	Texas	8 3	
				42	H	Loyola Marymount	4 3	54	H	Texas	5 4	
				42	H	Loyola Marymount	2 1	72	A	New Mexico	15 14	
								72	A	New Mexico	4 2	
								72	A	New Mexico	1 9	
								84	A	Missouri St.	6 4	
								84	H	Missouri St.	5 4	
								85	H	Baylor	3 5	
								85	H	Baylor	5 0	

Non-Div. I Games: Southeastern Okla. 5 3

Oklahoma St.

Average RPI Win:		140	WON-LOST RECORD		WINNING PCT. RANK		LAST 10 GAMES		STRENGTH OF SCHEDULE		OPP. STRENGTH OF SCHEDULE		TEAM RPI		ADJ RPI		CONF. RPI		ADJ CONF. RPI				
DIV. I ONLY			21-18-0		.53846 118		9-1-0		37		69		77		.53553 77		10		10				
DIV. I NON-CONF.			11-13-0		.45833 166		3-0-0		34		27		108		.51834 108		10		10				
TOTALS		RPI 1-25		RPI 26-50		W-L RECORDS		RPI 51-100		RPI 101-150		RPI 150+											
21-18-0		1-3-0		3-8-0		OVERALL		1-3-0		7-2-0		9-2-0											
14-9-0		0-1-0		3-6-0		HOME		0-1-0		5-1-0		6-0-0											
6-7-0		0-1-0		0-1-0		AWAY		1-2-0		2-1-0		3-2-0											
1-2-0		1-1-0		0-1-0		NEUTRAL		0-0-0		0-0-0		0-0-0											
11-13-0		1-3-0		2-6-0		NON-CONFERENCE		1-3-0		3-0-0		4-1-0											
8-6-0		0-1-0		2-4-0		HOME		0-1-0		3-0-0		3-0-0											
2-5-0		0-1-0		0-0-		AWAY		1-2-0		0-0-0		1-1-0											
1-2-0		1-1-0		0-1-0		NEUTRAL		0-0-0		0-0-0		0-0-0											
10-5-0		0-0-0		1-2-0		CONFERENCE		0-0-0		4-2-0		5-1-0											
6-3-0		0-0-0		1-2-0		HOME		0-0-0		2-1-0		3-0-0											
4-2-0		0-0-0		0-0-0		AWAY		0-0-0		2-1-0		2-1-0											
0-0-0		0-0-0		0-0-0		NEUTRAL		0-0-0		0-0-0		0-0-0											
RPI	S	Opponent		Score		RPI	S	Opponent		Score		RPI	S	Opponent		Score							
10	N	Mississippi St.		5	13	29	H	La.-Lafayette		1	9	57	A	Troy		12	4	113	A	Memphis		5	3
17	A	South Ala.		5	6	29	H	La.-Lafayette		9	2	57	A	Troy		3	8	113	A	Memphis		8	1
17	H	South Ala.		1	3	29	H	La.-Lafayette		4	13	57	A	Troy		3	6	113	A	Memphis		1	2
19	N	Ole Miss		2	1	32	H	Central Ark.		3	14	84	H	Missouri St.		1	5	115	H	Missouri		6	1
						32	H	Central Ark.		2	1							115	H	Missouri		5	2
						32	H	Central Ark.		1	3							115	H	Missouri		5	3
						33	A	Alabama		8	10							128	H	Tulane		2	0
						37	N	Auburn		3	4							128	H	Tulane		6	2
						45	H	Rice		0	3							128	H	Tulane		2	3
						45	H	Rice		3	6							154	A	UCF		4	3
						45	H	Rice		10	1							154	A	UCF		3	4
																		154	A	UCF		4	1
																		182	H	Eastern Ill.		6	3
																		186	A	La.-Monroe		5	6
																		206	H	Marshall		1	0
																		206	H	Marshall		8	7
																		206	H	Marshall		4	1
																		269	A	New Orleans		2	1
																		269	H	New Orleans		8	5
																		285	H	Alcorn		7	2
LAST 10 GAMES																							
						113	A	Memphis		1	2	206	H	Marshall		8	7						
						113	A	Memphis		8	1	206	H	Marshall		1	0						
						113	A	Memphis		5	3	269	H	New Orleans		8	5						
						19	N	Ole Miss		2	1	269	A	New Orleans		2	1						
						206	H	Marshall		4	1	128	H	Tulane		2	0						

Non-Div. I Games:

Southern Miss.

Average RPI Win:		153	WON-LOST RECORD		WINNING PCT. RANK		LAST 10 GAMES		STRENGTH OF SCHEDULE		OPP. STRENGTH OF SCHEDULE		TEAM RPI		ADJ RPI		CONF. RPI		ADJ CONF. RPI				
DIV. I ONLY			20-20-0		.5	152	6-4-0		23		80		78		.53552		78	10		10			
DIV. I NON-CONF.			14-14-0		.5	137	1-2-0		22		71		97		.52658		95	10		10			
TOTALS		RPI 1-25		RPI 26-50			W-L RECORDS			RPI 51-100			RPI 101-150			RPI 150+							
20-20-0		0-4-0		2-7-0			OVERALL			2-5-0			6-2-0			11-2-0							
11-12-0		0-3-0		2-5-0			HOME			1-2-0			4-1-0			5-1-0							
9-8-0		0-1-0		0-2-0			AWAY			1-3-0			2-1-0			6-1-0							
0-0-0		0-0-0		0-0-0			NEUTRAL			0-0-0			0-0-0			0-0-0							
14-14-0		0-4-0		1-5-0			NON-CONFERENCE			2-2-0			4-1-0			8-2-0							
11-10-0		0-3-0		1-3-0			HOME			1-2-0			4-1-0			5-1-0							
4-4-0		0-1-0		0-0-			AWAY			1-0-0			0-0-0			3-1-0							
0-0-0		0-0-0		0-0-0			NEUTRAL			0-0-0			0-0-0			0-0-0							
6-6-0		0-0-0		1-2-0			CONFERENCE			0-3-0			2-1-0			3-0-0							
1-2-0		0-0-0		1-2-0			HOME			0-0-0			0-0-0			0-0-0							
5-4-0		0-0-0		0-0-0			AWAY			0-3-0			2-1-0			3-0-0							
0-0-0		0-0-0		0-0-0			NEUTRAL			0-0-0			0-0-0			0-0-0							
RPI	S	Opponent		Score		RPI	S	Opponent		Score		RPI	S	Opponent		Score		RPI	S	Opponent		Score	
3	H	Virginia		4	14	26	A	UNC Wilmington		3	10	63	A	Houston		3	4	128	A	Tulane		4	2
3	H	Virginia		9	13	26	H	UNC Wilmington		2	7	63	A	Houston		4	5	128	A	Tulane		3	2
8	A	North Carolina St.		0	2	30	H	William & Mary		4	10	63	A	Houston		2	7	128	A	Tulane		4	5
8	H	North Carolina St.		1	6	45	H	Rice		0	3	70	A	Elon		11	4	132	H	High Point		2	4
						45	H	Rice		3	2	70	H	Elon		8	5	140	H	St. John's (NY)		6	3
						45	H	Rice		7	8	88	H	Old Dominion		3	5	140	H	St. John's (NY)		7	3
						46	A	Campbell		6	8	100	H	Liberty		4	14	140	H	St. John's (NY)		8	1
						46	H	Campbell		4	6							149	H	New Mexico St.		5	1
						48	H	Illinois		8	2							162	H	Monmouth		4	0
																		162	H	Monmouth		3	4
																		162	H	Monmouth		7	6
																		184	H	Boston College		2	1
																		188	A	UAB		4	1
																		188	A	UAB		9	5
																		188	A	UAB		5	4
																		198	A	Jacksonville		16	9
																		198	A	Jacksonville		2	3
																		198	A	Jacksonville		6	4
																		225	H	UNC Greensboro		11	9
																		227	A	N.C. Central		5	1
																		227	H	N.C. Central		3	0
LAST 10 GAMES																							
						70	H	Elon		8	5	128	A	Tulane		4	2						
						188	A	UAB		9	5	128	A	Tulane		4	5						
						188	A	UAB		4	1	128	A	Tulane		3	2						
						188	A	UAB		5	4	8	A	North Carolina St.		0	2						
						26	H	UNC Wilmington		2	7	45	H	Rice		7	8						

Non-Div. I Games:

East Carolina

Average RPI Win:	190	WON-LOST	WINNING	LAST 10	STRENGTH OF	OPP. STRENGTH	TEAM	ADJ	CONF.	ADJ CONF.				
Average RPI Loss:	74	RECORD	PCT. RANK	GAMES	SCHEDULE	OF SCHEDULE	RPI	RPI	RPI	RPI				
DIV. I ONLY		26-15-0	.63415	58	5-5-0	167	76	79	.53545	79	11	11		
DIV. I NON-CONF.		17-9-0	.65385	65	2-0-0	166	121	79	.53588	79	13	13		
<hr/>														
TOTALS	RPI 1-25	RPI 26-50		W-L RECORDS		RPI 51-100		RPI 101-150		RPI 150+				
26-15-0	0-4-0	0-2-0		OVERALL		3-3-0		6-6-0		17-0-0				
15-4-0	0-1-0	0-1-0		HOME		1-2-0		3-0-0		11-0-0				
7-11-0	0-3-0	0-1-0		AWAY		0-1-0		3-6-0		4-0-0				
4-0-0	0-0-0	0-0-0		NEUTRAL		2-0-0		0-0-0		2-0-0				
17-9-0	0-4-0	0-2-0		NON-CONFERENCE		2-1-0		1-2-0		14-0-0				
12-2-0	0-1-0	0-1-0		HOME		0-0-0		1-0-0		11-0-0				
1-7-0	0-3-0	0-0-		AWAY		0-1-0		0-2-0		1-0-0				
4-0-0	0-0-0	0-0-0		NEUTRAL		2-0-0		0-0-0		2-0-0				
9-6-0	0-0-0	0-0-0		CONFERENCE		1-2-0		5-4-0		3-0-0				
3-2-0	0-0-0	0-0-0		HOME		1-2-0		2-0-0		0-0-0				
6-4-0	0-0-0	0-0-0		AWAY		0-0-0		3-4-0		3-0-0				
0-0-0	0-0-0	0-0-0		NEUTRAL		0-0-0		0-0-0		0-0-0				
<hr/>														
RPI	S	Opponent	Score		RPI	S	Opponent	Score		RPI	S	Opponent	Score	
2	A	LSU	1	13	29	H	La.-Lafayette	6	9	57	A	Troy	1	3
17	H	South Ala.	7	13	33	A	Alabama	1	9	65	N	BYU	3	2
19	A	Ole Miss	2	6						65	N	BYU	4	1
19	A	Ole Miss	0	2						68	H	Lamar	1	18
										68	H	Lamar	2	6
										68	H	Lamar	7	5
										126	A	Nicholls St.	3	2
										126	H	Nicholls St.	10	9
										126	H	Nicholls St.	9	6
										128	A	Tulane	3	5
										128	A	Tulane	2	3
										128	H	Tulane	7	4
										135	A	Stephen F. Austin	3	8
										135	A	Stephen F. Austin	7	3
										135	A	Stephen F. Austin	0	4
										136	A	Oral Roberts	1	9
										136	A	Oral Roberts	4	3
										136	A	Oral Roberts	2	6
										202	H	Texas Southern	7	6
										202	H	Texas Southern	5	3
										202	H	Texas Southern	9	0
										205	A	Northwestern St.	7	4
										205	A	Northwestern St.	3	2
										205	A	Northwestern St.	3	2
										220	N	Hartford	5	3
										220	N	Hartford	11	1
										221	H	Ark.-Pine Bluff	17	1
										221	H	Ark.-Pine Bluff	4	3
										221	H	Ark.-Pine Bluff	14	1
										263	A	Jackson St.	7	4
										263	H	Jackson St.	13	1
										269	H	New Orleans	7	2
										283	H	UT Martin	9	3
<hr/>														
LAST 10 GAMES														
135	A	Stephen F. Austin	3	8	136	A	Oral Roberts	4	3	221	H	Ark.-Pine Bluff	14	1
135	A	Stephen F. Austin	7	3	136	A	Oral Roberts	2	6	263	A	Jackson St.	7	4
135	A	Stephen F. Austin	0	4	263	H	Jackson St.	13	1	263	H	Jackson St.	13	1
269	H	New Orleans	7	2	68	H	Lamar	1	18	269	H	New Orleans	7	2
136	A	Oral Roberts	1	9	68	H	Lamar	7	5	283	H	UT Martin	9	3

Non-Div. I Games:

Southeastern La.

RPI	S	Opponent	Score	
283	H	UT Martin	5	3
283	H	UT Martin	5	4

Southeastern La.

S
o
u
t
h
e
a
s
t
e
r
n
L
a
.

S
o
u
t
h
e
a
s
t
e
r
n
L
a
.

Average RPI Win:	135	WON-LOST	WINNING		LAST 10		STRENGTH OF		OPP. STRENGTH		TEAM	ADJ		CONF.	ADJ CONF.
Average RPI Loss:	112	RECORD	PCT. RANK		GAMES		SCHEDULE		OF SCHEDULE		RPI	RPI		RPI	RPI
DIV. I ONLY		23-17-0	.575	94	5-5-0		64		99		80	.53528	80	11	11
DIV. I NON-CONF.		14-11-0	.56	105	3-1-0		70		81		87	.53263	87	13	13
<hr/>															
TOTALS		RPI 1-25		RPI 26-50		W-L RECORDS		RPI 51-100		RPI 101-150		RPI 150+			
23-17-0		0-0-0		3-1-0		OVERALL		4-5-0		8-8-0		9-3-0			
14-9-0		0-0-0		2-0-0		HOME		0-2-0		6-6-0		7-1-0			
9-6-0		0-0-0		1-1-0		AWAY		4-2-0		2-1-0		2-2-0			
0-2-0		0-0-0		0-0-0		NEUTRAL		0-1-0		0-1-0		0-0-0			
14-11-0		0-0-0		3-1-0		NON-CONFERENCE		3-3-0		3-4-0		6-3-0			
9-6-0		0-0-0		2-0-0		HOME		0-2-0		3-3-0		4-1-0			
6-3-0		0-0-0		1-0-		AWAY		3-0-0		0-0-0		2-2-0			
0-2-0		0-0-0		0-0-0		NEUTRAL		0-1-0		0-1-0		0-0-0			
9-6-0		0-0-0		0-0-0		CONFERENCE		1-2-0		5-4-0		3-0-0			
6-3-0		0-0-0		0-0-0		HOME		0-0-0		3-3-0		3-0-0			
3-3-0		0-0-0		0-0-0		AWAY		1-2-0		2-1-0		0-0-0			
0-0-0		0-0-0		0-0-0		NEUTRAL		0-0-0		0-0-0		0-0-0			
RPI	S	Opponent	Score	RPI	S	Opponent	Score	RPI	S	Opponent	Score	RPI	S	Opponent	Score
				34	A	Texas A&M	1 4	54	A	Texas	5 3	103	H	Connecticut	6 4
				34	H	Texas A&M	9 8	63	A	Houston	4 1	103	H	Connecticut	0 8
				45	A	Rice	3 0	63	H	Houston	3 6	103	H	Connecticut	5 6
				45	H	Rice	9 3	68	A	Lamar	1 5	124	H	Arkansas St.	8 1
								68	A	Lamar	8 19	124	H	Arkansas St.	11 6
								68	A	Lamar	7 4	124	H	Arkansas St.	3 5
								84	N	Missouri St.	2 3	128	N	Tulane	0 2
								85	A	Baylor	4 2	135	A	Stephen F. Austin	0 2
								85	H	Baylor	1 4	135	A	Stephen F. Austin	5 3
												135	A	Stephen F. Austin	14 4
												136	H	Oral Roberts	6 4
												136	H	Oral Roberts	2 7
												136	H	Oral Roberts	4 8
												139	H	A&M-Corpus Christi	5 0
												139	H	A&M-Corpus Christi	5 6
												139	H	A&M-Corpus Christi	5 3
												156	A	Dallas Baptist	7 8
												156	A	Dallas Baptist	4 18
												156	A	Dallas Baptist	12 8
												164	H	Texas-Arlington	10 7
												174	A	Texas St.	10 9
				LAST 10 GAMES								186	H	La.-Monroe	7 3
				164	H	Texas-Arlington	10 7	34	H	Texas A&M	9 8	186	H	La.-Monroe	4 2
				136	H	Oral Roberts	6 4	68	A	Lamar	1 5	186	H	La.-Monroe	1 2
				136	H	Oral Roberts	2 7	68	A	Lamar	7 4	218	H	McNeese St.	5 2
				136	H	Oral Roberts	4 8	68	A	Lamar	8 19	218	H	McNeese St.	5 2
				288	H	Prairie View	12 8	34	A	Texas A&M	1 4	218	H	McNeese St.	12 2

Non-Div. I Games:

Sam Houston St.

RPI	S	Opponent	Score	
288	H	Prairie View	12	8

Sam Houston St.

S
a
m
H
o
u
s
t
o
n
S
t
.

S
a
m
H
o
u
s
t
o
n
S
t
.

Average RPI Win:	102	WON-LOST RECORD	WINNING PCT. RANK	LAST 10 GAMES		STRENGTH OF SCHEDULE	OPP. STRENGTH OF SCHEDULE	TEAM RPI	ADJ RPI	CONF. RPI	ADJ CONF. RPI
DIV. I ONLY		21-19-0	.525 131	5-5-0		50	60	81	.53423 81	5	5
DIV. I NON-CONF.		10-12-0	.45455 169	1-1-0		185	98	207	.47196 207	7	7
TOTALS	RPI 1-25		RPI 26-50	W-L RECORDS		RPI 51-100		RPI 101-150		RPI 150+	
21-19-0	2-4-0		3-1-0	OVERALL		5-3-0		6-5-0		5-6-0	
15-8-0	1-1-0		2-1-0	HOME		5-1-0		3-1-0		4-4-0	
6-11-0	1-3-0		1-0-0	AWAY		0-2-0		3-4-0		1-2-0	
0-0-0	0-0-0		0-0-0	NEUTRAL		0-0-0		0-0-0		0-0-0	
10-12-0	1-2-0		1-0-0	NON-CONFERENCE		0-2-0		3-2-0		5-6-0	
8-6-0	1-1-0		0-0-0	HOME		0-0-0		3-1-0		4-4-0	
2-6-0	0-1-0		1-0-	AWAY		0-2-0		0-1-0		1-2-0	
0-0-0	0-0-0		0-0-0	NEUTRAL		0-0-0		0-0-0		0-0-0	
11-7-0	1-2-0		2-1-0	CONFERENCE		5-1-0		3-3-0		0-0-0	
7-2-0	0-0-0		2-1-0	HOME		5-1-0		0-0-0		0-0-0	
4-5-0	1-2-0		0-0-0	AWAY		0-0-0		3-3-0		0-0-0	
0-0-0	0-0-0		0-0-0	NEUTRAL		0-0-0		0-0-0		0-0-0	
RPI S Opponent	Score	RPI S Opponent	Score	RPI S Opponent	Score	RPI S Opponent	Score	RPI S Opponent	Score		
17 A South Ala.	3 6	27 A Kentucky	6 3	53 H Middle Tenn.	12 2	106 A FIU	2 5				
17 A South Ala.	10 8	29 H La.-Lafayette	3 0	53 H Middle Tenn.	9 7	106 A FIU	9 8				
17 A South Ala.	5 7	29 H La.-Lafayette	6 8	53 H Middle Tenn.	6 5	106 A FIU	4 3				
24 H Louisville	6 5	29 H La.-Lafayette	10 9	57 H Troy	7 6	116 A Belmont	4 13				
25 A Austin Peay	6 7			57 H Troy	5 4	116 H Belmont	6 7				
25 H Austin Peay	1 3			57 H Troy	3 11	124 A Arkansas St.	3 5				
				75 A Tennessee	4 5	124 A Arkansas St.	4 2				
				75 A Tennessee	0 4	124 A Arkansas St.	0 6				
						143 H VMI	13 5				
						143 H VMI	7 2				
						143 H VMI	4 3				
						160 A Southern Ill.	6 4				
						160 A Southern Ill.	1 6				
						179 H Central Mich.	2 4				
						179 H Central Mich.	12 6				
						179 H Central Mich.	4 2				
						207 A Lipscomb	0 2				
						207 H Lipscomb	4 5				
						223 H Bowling Green	8 9				
						223 H Bowling Green	4 3				
						223 H Bowling Green	2 3				
						228 H Evansville	8 5				
		LAST 10 GAMES									
		17 A South Ala.	5 7	57 H Troy	5 4						
		17 A South Ala.	3 6	57 H Troy	3 11						
		17 A South Ala.	10 8	24 H Louisville	6 5						
		207 A Lipscomb	0 2	124 A Arkansas St.	3 5						
		57 H Troy	7 6	124 A Arkansas St.	4 2						

Non-Div. I Games:

Western Ky.

Average RPI Win:	143	WON-LOST	WINNING	LAST 10	STRENGTH OF	OPP. STRENGTH	TEAM	ADJ	CONF.	ADJ CONF.	
Average RPI Loss:	92	RECORD	PCT. RANK	GAMES	SCHEDULE	OF SCHEDULE	RPI	RPI	RPI	RPI	
DIV. I ONLY	22-12-0	.64706	54	7-3-0	168	34	82	.53293	82	3	3
DIV. I NON-CONF.	11-6-0	.64706	74	3-0-0	137	108	71	.53996	71	3	3
<hr/>											
TOTALS	RPI 1-25	RPI 26-50		W-L RECORDS		RPI 51-100		RPI 101-150		RPI 150+	
22-12-0	0-0-0	1-2-0		OVERALL		9-5-0		5-4-0		8-1-0	
13-7-0	0-0-0	0-0-0		HOME		7-4-0		3-3-0		4-0-0	
9-5-0	0-0-0	1-2-0		AWAY		2-1-0		2-1-0		4-1-0	
0-0-0	0-0-0	0-0-0		NEUTRAL		0-0-0		0-0-0		0-0-0	
<hr/>											
11-6-0	0-0-0	1-2-0		NON-CONFERENCE		3-3-0		0-0-0		8-1-0	
7-3-0	0-0-0	0-0-0		HOME		3-3-0		0-0-0		4-0-0	
5-3-0	0-0-0	1-0-		AWAY		0-0-0		0-0-0		4-1-0	
0-0-0	0-0-0	0-0-0		NEUTRAL		0-0-0		0-0-0		0-0-0	
<hr/>											
11-6-0	0-0-0	0-0-0		CONFERENCE		6-2-0		5-4-0		0-0-0	
7-4-0	0-0-0	0-0-0		HOME		4-1-0		3-3-0		0-0-0	
4-2-0	0-0-0	0-0-0		AWAY		2-1-0		2-1-0		0-0-0	
0-0-0	0-0-0	0-0-0		NEUTRAL		0-0-0		0-0-0		0-0-0	
<hr/>											
RPI S	Opponent	Score	RPI S	Opponent	Score	RPI S	Opponent	Score	RPI S	Opponent	Score
			45 A	Rice	1 5	54 H	Texas	6 2	110 A	Washington St.	9 3
			45 A	Rice	0 3	54 H	Texas	2 1	110 A	Washington St.	3 0
			45 A	Rice	3 2	54 H	Texas	2 0	110 A	Washington St.	5 8
						64 H	Arizona	4 3	114 H	Washington	7 5
						64 H	Arizona	12 8	114 H	Washington	3 11
						64 H	Arizona	9 10	114 H	Washington	12 2
						67 H	UNLV	2 12	121 H	Utah	5 7
						67 H	UNLV	2 3	121 H	Utah	6 4
						67 H	UNLV	1 5	121 H	Utah	2 3
						87 H	California	4 3	187 A	UC Davis	1 2
						87 H	California	5 0	190 A	Pacific	9 2
						98 A	Southern California	10 3	250 H	Fresno St.	7 4
						98 A	Southern California	6 7	250 H	Fresno St.	7 4
						98 A	Southern California	4 2	250 H	Fresno St.	3 1
									261 A	St. Mary's (CA)	7 2
									266 A	San Jose St.	10 8
									266 H	San Jose St.	17 2
									277 A	Santa Clara	6 4
<hr/>											
LAST 10 GAMES											
			266 H	San Jose St.	17 2	114 H	Washington	12 2			
			64 H	Arizona	12 8	114 H	Washington	3 11			
			64 H	Arizona	9 10	114 H	Washington	7 5			
			64 H	Arizona	4 3	266 A	San Jose St.	10 8			
			190 A	Pacific	9 2	98 A	Southern California	6 7			

Non-Div. I Games:

Stanford

Average RPI Win: 123		WON-LOST	WINNING	LAST 10	STRENGTH OF		OPP. STRENGTH	TEAM	ADJ	CONF.	ADJ CONF.
Average RPI Loss: 52		RECORD	PCT. RANK	GAMES	SCHEDULE		OF SCHEDULE	RPI	RPI	RPI	RPI
DIV. I ONLY		21-17-0	.55263	108	5-5-0		81	24	83	.53291	83
DIV. I NON-CONF.		12-11-0	.52174	130	2-2-0		91	8	98	.5263	97
TOTALS		RPI 1-25	RPI 26-50		W-L RECORDS		RPI 51-100		RPI 101-150		RPI 150+
21-17-0		0-2-0	8-8-0		OVERALL		4-6-0		2-1-0		7-0-0
12-10-0		0-2-0	2-4-0		HOME		1-3-0		2-1-0		7-0-0
9-7-0		0-0-0	6-4-0		AWAY		3-3-0		0-0-0		0-0-0
0-0-0		0-0-0	0-0-0		NEUTRAL		0-0-0		0-0-0		0-0-0
12-11-0		0-2-0	4-6-0		NON-CONFERENCE		2-2-0		2-1-0		4-0-0
6-7-0		0-2-0	0-3-0		HOME		0-1-0		2-1-0		4-0-0
6-4-0		0-0-0	4-0-		AWAY		2-1-0		0-0-0		0-0-0
0-0-0		0-0-0	0-0-0		NEUTRAL		0-0-0		0-0-0		0-0-0
9-6-0		0-0-0	4-2-0		CONFERENCE		2-4-0		0-0-0		3-0-0
6-3-0		0-0-0	2-1-0		HOME		1-2-0		0-0-0		3-0-0
3-3-0		0-0-0	2-1-0		AWAY		1-2-0		0-0-0		0-0-0
0-0-0		0-0-0	0-0-0		NEUTRAL		0-0-0		0-0-0		0-0-0
RPI S	Opponent	Score		RPI S	Opponent	Score		RPI S	Opponent	Score	
6 H	Cal St. Fullerton	4	8	31 A	San Diego	7	4	52 H	Gonzaga	10	4
6 H	Cal St. Fullerton	3	6	31 A	San Diego	2	4	52 H	Gonzaga	3	6
				31 A	San Diego	5	2	52 H	Gonzaga	0	2
				34 A	Texas A&M	2	1	65 A	BYU	9	10
				34 A	Texas A&M	5	3	65 A	BYU	3	8
				34 A	Texas A&M	1	3	65 A	BYU	9	6
				40 A	Oklahoma	7	2	85 A	Baylor	4	5
				40 A	Oklahoma	1	8	97 A	UC Santa Barbara	3	1
				40 A	Oklahoma	7	10	97 H	UC Santa Barbara	4	5
				41 A	Cal Poly	8	6	98 A	Southern California	9	4
				42 H	Loyola Marymount	4	3				
				42 H	Loyola Marymount	0	3				
				42 H	Loyola Marymount	11	1				
				50 H	Seton Hall	1	3				
				50 H	Seton Hall	2	6				
				50 H	Seton Hall	3	9				
LAST 10 GAMES											
				52 H	Gonzaga	10	4	31 A	San Diego	2	4
				52 H	Gonzaga	0	2	31 A	San Diego	7	4
				52 H	Gonzaga	3	6	97 H	UC Santa Barbara	4	5
				6 H	Cal St. Fullerton	4	8	114 H	Washington	4	1
				31 A	San Diego	5	2	114 H	Washington	1	0

Non-Div. I Games:

Pepperdine

Average RPI Win:	164	WON-LOST	WINNING	LAST 10	STRENGTH OF	OPP. STRENGTH	TEAM	ADJ	CONF.	ADJ CONF.							
Average RPI Loss:	128	RECORD	PCT. RANK	GAMES	SCHEDULE	OF SCHEDULE	RPI	RPI	RPI	RPI							
DIV. I ONLY	24-11-0	.68571	38	6-4-0	223	81	84	.5327	84	15	15						
DIV. I NON-CONF.	15-8-0	.65217	68	0-2-0	244	78	118	.51464	118	15	15						
<hr/>																	
TOTALS	RPI 1-25	RPI 26-50		W-L RECORDS		RPI 51-100		RPI 101-150		RPI 150+							
24-11-0	0-0-0	0-0-0		OVERALL		6-3-0		2-5-0		16-3-0							
12-3-0	0-0-0	0-0-0		HOME		3-1-0		0-1-0		9-1-0							
7-6-0	0-0-0	0-0-0		AWAY		2-2-0		2-3-0		3-1-0							
5-2-0	0-0-0	0-0-0		NEUTRAL		1-0-0		0-1-0		4-1-0							
<hr/>																	
15-8-0	0-0-0	0-0-0		NON-CONFERENCE		3-3-0		1-3-0		11-2-0							
6-3-0	0-0-0	0-0-0		HOME		0-1-0		0-1-0		6-1-0							
4-3-0	0-0-0	0-0-		AWAY		2-2-0		1-1-0		1-0-0							
5-2-0	0-0-0	0-0-0		NEUTRAL		1-0-0		0-1-0		4-1-0							
<hr/>																	
9-3-0	0-0-0	0-0-0		CONFERENCE		3-0-0		1-2-0		5-1-0							
6-0-0	0-0-0	0-0-0		HOME		3-0-0		0-0-0		3-0-0							
3-3-0	0-0-0	0-0-0		AWAY		0-0-0		1-2-0		2-1-0							
0-0-0	0-0-0	0-0-0		NEUTRAL		0-0-0		0-0-0		0-0-0							
<hr/>																	
RPI	S	Opponent	Score	RPI	S	Opponent	Score	RPI	S	Opponent	Score						
				72		A	New Mexico	5	6	102		A	Illinois St.	0	6		
				72		A	New Mexico	8	2	102		A	Illinois St.	1	2		
				76		A	Oklahoma St.	4	5	102		A	Illinois St.	8	3		
				76		H	Oklahoma St.	4	6	115		H	Missouri	4	5		
				77		A	Southern Miss.	5	1	124		A	Arkansas St.	5	7		
				80		N	Sam Houston St.	3	2	124		A	Arkansas St.	6	2		
				95		H	Indiana St.	8	7	128		N	Tulane	4	6		
				95		H	Indiana St.	3	0	160		A	Southern Ill.	14	6		
				95		H	Indiana St.	5	1	160		A	Southern Ill.	5	8		
										160		A	Southern Ill.	7	3		
										166		H	Northwestern	2	1		
										166		H	Northwestern	7	5		
										166		H	Northwestern	3	2		
										174		A	Texas St.	3	2		
										182		N	Eastern Ill.	5	4		
										203		H	Bradley	12	2		
				LAST 10 GAMES													
203		H	Bradley	6	2	160		A	Southern Ill.	14	6	248		H	Western Ill.	3	2
203		H	Bradley	12	2	160		A	Southern Ill.	7	3	248		H	Western Ill.	10	4
203		H	Bradley	5	2	115		H	Missouri	4	5	248		H	Western Ill.	3	6
76		H	Oklahoma St.	4	6	102		A	Illinois St.	8	3	285		N	Alcorn	8	1
160		A	Southern Ill.	5	8	102		A	Illinois St.	0	6						

Non-Div. I Games:

Missouri St.

Average RPI Win:		125	WON-LOST		WINNING		LAST 10		STRENGTH OF		OPP. STRENGTH		TEAM		ADJ		CONF.		ADJ CONF.	
Average RPI Loss:		74	RECORD		PCT. RANK		GAMES		SCHEDULE		OF SCHEDULE		RPI		RPI		RPI		RPI	
DIV. I ONLY			20-20-0		.5		152		6-4-0		14		108		85		.53261		85	
DIV. I NON-CONF.			12-14-0		.46154		163		2-1-0		60		92		137		.50621		137	
TOTALS		RPI 1-25		RPI 26-50		W-L RECORDS		RPI 51-100		RPI 101-150		RPI 150+								
20-20-0		1-2-0		5-5-0		OVERALL		4-8-0		3-4-0		8-1-0								
13-10-0		1-2-0		4-5-0		HOME		1-2-0		2-1-0		5-0-0								
3-9-0		0-0-0		0-0-0		AWAY		2-5-0		1-3-0		1-1-0								
4-1-0		0-0-0		1-0-0		NEUTRAL		1-1-0		0-0-0		2-0-0								
12-14-0		1-2-0		1-3-0		NON-CONFERENCE		3-7-0		0-1-0		8-1-0								
7-7-0		1-2-0		0-3-0		HOME		1-2-0		0-0-0		5-0-0								
2-6-0		0-0-0		0-0-		AWAY		1-4-0		0-1-0		1-1-0								
4-1-0		0-0-0		1-0-0		NEUTRAL		1-1-0		0-0-0		2-0-0								
8-6-0		0-0-0		4-2-0		CONFERENCE		1-1-0		3-3-0		0-0-0								
6-3-0		0-0-0		4-2-0		HOME		0-0-0		2-1-0		0-0-0								
2-3-0		0-0-0		0-0-0		AWAY		1-1-0		1-2-0		0-0-0								
0-0-0		0-0-0		0-0-0		NEUTRAL		0-0-0		0-0-0		0-0-0								
RPI	S	Opponent		Score		RPI	S	Opponent		Score		RPI	S	Opponent		Score				
16	H	UCLA		3	4	39	H	Kansas St.		2	3	63	A	Houston		2	3			
16	H	UCLA		4	5	39	H	Kansas St.		7	6	63	H	Houston		3	5			
16	H	UCLA		5	0	39	H	Kansas St.		10	8	63	N	Houston		4	15			
						40	H	Oklahoma		12	10	66	A	UC Irvine		4	6			
						40	H	Oklahoma		2	1	66	A	UC Irvine		3	15			
						40	H	Oklahoma		1	3	66	A	UC Irvine		0	5			
						45	N	Rice		9	2	76	A	Oklahoma St.		0	5			
						48	H	Illinois		1	6	76	A	Oklahoma St.		5	3			
						48	H	Illinois		4	5	80	A	Sam Houston St.		4	1			
						48	H	Illinois		3	4	80	H	Sam Houston St.		2	4			
												83	H	Pepperdine		5	4			
												87	N	California		9	0			
LAST 10 GAMES																				
						156	A	Dallas Baptist		9	5	40	H	Oklahoma		12	10			
						130	A	TCU		4	5	40	H	Oklahoma		1	3			
						130	A	TCU		1	2	40	H	Oklahoma		2	1			
						130	A	TCU		3	2	164	H	Texas-Arlington		14	4			
						174	A	Texas St.		0	3	105	H	West Virginia		11	1			

Non-Div. I Games:

Baylor

Average RPI Win: 134		WON-LOST	WINNING	LAST 10	STRENGTH OF		OPP. STRENGTH	TEAM	ADJ		CONF.	ADJ CONF.
Average RPI Loss: 111		RECORD	PCT. RANK	GAMES	SCHEDULE		OF SCHEDULE	RPI	RPI		RPI	RPI
DIV. I ONLY		26-16-0	.61905	62	9-1-0		134	42	86		.53243	86
DIV. I NON-CONF.		11-10-0	.52381	129	2-1-0		186	29	168		.49111	168
TOTALS		RPI 1-25	RPI 26-50		W-L RECORDS		RPI 51-100		RPI 101-150		RPI 150+	
26-16-0		0-2-0	0-0-0		OVERALL		8-7-0		9-2-0		10-5-0	
18-7-0		0-1-0	0-0-0		HOME		4-3-0		8-2-0		7-1-0	
8-6-0		0-0-0	0-0-0		AWAY		4-4-0		1-0-0		3-2-0	
0-3-0		0-1-0	0-0-0		NEUTRAL		0-0-0		0-0-0		0-2-0	
11-10-0		0-2-0	0-0-0		NON-CONFERENCE		1-2-0		6-2-0		5-4-0	
10-4-0		0-1-0	0-0-0		HOME		1-0-0		5-2-0		4-1-0	
2-3-0		0-0-0	0-0-		AWAY		0-2-0		1-0-0		1-1-0	
0-3-0		0-1-0	0-0-0		NEUTRAL		0-0-0		0-0-0		0-2-0	
15-6-0		0-0-0	0-0-0		CONFERENCE		7-5-0		3-0-0		5-1-0	
9-3-0		0-0-0	0-0-0		HOME		3-3-0		3-0-0		3-0-0	
6-3-0		0-0-0	0-0-0		AWAY		4-2-0		0-0-0		2-1-0	
0-0-0		0-0-0	0-0-0		NEUTRAL		0-0-0		0-0-0		0-0-0	
RPI S	Opponent	Score	RPI S	Opponent	Score	RPI S	Opponent	Score	RPI S	Opponent	Score	
13 H	Clemson	9 12				55 A	Wake Forest	1 3	110 H	Washington St.	8 5	
23 N	Michigan St.	1 4				55 H	Wake Forest	7 2	110 H	Washington St.	15 10	
						69 H	Citadel	7 6	110 H	Washington St.	1 4	
						69 H	Citadel	4 5	111 H	Ga. Southern	7 4	
						69 H	Citadel	5 4	111 H	Ga. Southern	9 8	
						70 H	Elon	7 5	111 H	Ga. Southern	9 3	
						70 H	Elon	5 8	133 H	Hofstra	2 5	
						70 H	Elon	1 2	133 H	Hofstra	6 2	
						71 A	Col. of Charleston	10 6	133 H	Hofstra	7 6	
						71 A	Col. of Charleston	4 6	145 H	Kennesaw St.	2 0	
						71 A	Col. of Charleston	5 4	146 A	Georgia	12 7	
						75 A	Tennessee	5 10	152 H	Longwood	8 5	
						99 A	Furman	9 3	152 H	Longwood	1 4	
						99 A	Furman	2 9	161 N	Miami (OH)	2 3	
						99 A	Furman	8 5	168 A	Gardner-Webb	5 2	
									168 H	Gardner-Webb	9 6	
									171 H	Samford	5 2	
									171 H	Samford	21 7	
									171 H	Samford	9 8	
									194 A	UNC Asheville	0 15	
									194 H	UNC Asheville	13 9	
									234 H	Eastern Ky.	11 7	
									238 A	Davidson	5 2	
									238 A	Davidson	5 7	
									238 A	Davidson	9 4	
									245 N	Cincinnati	6 7	
			LAST 10 GAMES			171 H	Samford	5 2	238 A	Davidson	5 7	
			145 H	Kennesaw St.	2 0	171 H	Samford	21 7	238 A	Davidson	9 4	
			111 H	Ga. Southern	7 4	171 H	Samford	9 8	245 N	Cincinnati	6 7	
			111 H	Ga. Southern	9 8	13 H	Clemson	9 12				
			111 H	Ga. Southern	9 3	99 A	Furman	9 3				
			168 H	Gardner-Webb	9 6							

Non-Div. I Games:

Western Caro.

California

Through Games Of April 21, 2013

Average RPI Win: 144		WON-LOST	WINNING	LAST 10	STRENGTH OF		OPP. STRENGTH	TEAM	ADJ		CONF.	ADJ CONF.		
Average RPI Loss: 66		RECORD	PCT. RANK	GAMES	SCHEDULE		OF SCHEDULE	RPI	RPI		RPI	RPI		
DIV. I ONLY		18-21-0	.46154	183	2-8-0		28	78	87	.53157	87	3	3	
DIV. I NON-CONF.		11-8-0	.57895	97	0-2-0		39	207	50	.55074	50	3	3	
TOTALS		RPI 1-25	RPI 26-50		W-L RECORDS		RPI 51-100		RPI 101-150		RPI 150+			
18-21-0		1-6-0	0-2-0		OVERALL		4-12-0		8-1-0		5-1-0			
10-7-0		0-3-0	0-1-0		HOME		1-3-0		5-1-0		4-0-0			
7-12-0		1-2-0	0-1-0		AWAY		2-8-0		3-0-0		1-1-0			
1-2-0		0-1-0	0-0-0		NEUTRAL		1-1-0		0-0-0		0-0-0			
11-8-0		0-1-0	0-2-0		NON-CONFERENCE		3-5-0		3-0-0		5-1-0			
7-2-0		0-0-0	0-1-0		HOME		0-1-0		3-0-0		4-0-0			
3-5-0		0-0-0	0-0-		AWAY		2-3-0		0-0-0		1-1-0			
1-2-0		0-1-0	0-0-0		NEUTRAL		1-1-0		0-0-0		0-0-0			
7-13-0		1-5-0	0-0-0		CONFERENCE		1-7-0		5-1-0		0-0-0			
3-6-0		0-3-0	0-0-0		HOME		1-2-0		2-1-0		0-0-0			
4-7-0		1-2-0	0-0-0		AWAY		0-5-0		3-0-0		0-0-0			
0-0-0		0-0-0	0-0-0		NEUTRAL		0-0-0		0-0-0		0-0-0			
RPI	S	Opponent	Score		RPI	S	Opponent	Score		RPI	S	Opponent	Score	
1	N	North Carolina	5	11	41	H	Cal Poly	1	7	63	N	Houston	13	2
9	H	Oregon	4	10	45	A	Rice	0	1	64	A	Arizona	1	10
9	H	Oregon	2	3						64	A	Arizona	4	5
9	H	Oregon	4	5						64	A	Arizona	4	6
16	A	UCLA	3	8						66	A	UC Irvine	1	9
16	A	UCLA	5	1						66	A	UC Irvine	8	6
16	A	UCLA	2	10						66	A	UC Irvine	3	4
										66	A	UC Irvine	3	5
										82	A	Stanford	3	4
										82	A	Stanford	0	5
										85	N	Baylor	0	9
										91	A	San Francisco	5	2
										91	H	San Francisco	5	11
										98	H	Southern California	3	4
										98	H	Southern California	5	9
										98	H	Southern California	15	5
LAST 10 GAMES														
	41	H	Cal Poly	1	7	9	H	Oregon	4	5				
	110	H	Washington St.	2	1	9	H	Oregon	4	10				
	110	H	Washington St.	6	7	9	H	Oregon	2	3				
	110	H	Washington St.	4	2	64	A	Arizona	4	5				
	91	H	San Francisco	5	11	64	A	Arizona	4	6				

Non-Div. I Games:

California

Average RPI Win:		135	WON-LOST RECORD		WINNING PCT. RANK	LAST 10 GAMES	STRENGTH OF SCHEDULE		OPP. STRENGTH OF SCHEDULE	TEAM RPI	ADJ RPI	CONF. RPI	ADJ CONF. RPI
Average RPI Loss:		98											
DIV. I ONLY		20-18-0			.52632 128	5-5-0	44		127	88	.53153 88	8	8
DIV. I NON-CONF.		9-8-0			.52941 124	1-3-0	84		136	106	.51895 106	9	9
TOTALS		RPI 1-25	RPI 26-50		W-L RECORDS		RPI 51-100		RPI 101-150		RPI 150+		
20-18-0		0-2-0	3-4-0		OVERALL		2-3-0		6-4-0		9-6-0		
14-8-0		0-0-0	3-3-0		HOME		1-2-0		4-2-0		6-2-0		
6-10-0		0-2-0	0-1-0		AWAY		1-1-0		2-2-0		3-4-0		
0-0-0		0-0-0	0-0-0		NEUTRAL		0-0-0		0-0-0		0-0-0		
9-8-0		0-2-0	0-1-0		NON-CONFERENCE		2-3-0		1-0-0		6-3-0		
7-4-0		0-0-0	0-0-0		HOME		1-2-0		0-0-0		6-2-0		
2-5-0		0-2-0	0-0-		AWAY		1-1-0		1-0-0		0-1-0		
0-0-0		0-0-0	0-0-0		NEUTRAL		0-0-0		0-0-0		0-0-0		
11-10-0		0-0-0	3-3-0		CONFERENCE		0-0-0		5-4-0		3-3-0		
7-5-0		0-0-0	3-3-0		HOME		0-0-0		4-2-0		0-0-0		
4-5-0		0-0-0	0-0-0		AWAY		0-0-0		1-2-0		3-3-0		
0-0-0		0-0-0	0-0-0		NEUTRAL		0-0-0		0-0-0		0-0-0		
RPI S	Opponent	Score	RPI S	Opponent	Score	RPI S	Opponent	Score	RPI S	Opponent	Score		
3 A	Virginia	9 10	26 H	UNC Wilmington	0 1	56 H	Rutgers	0 3	104 H	Towson	1 9		
8 A	North Carolina St.	0 5	26 H	UNC Wilmington	3 6	56 H	Rutgers	7 17	104 H	Towson	4 3		
			26 H	UNC Wilmington	1 8	56 H	Rutgers	4 3	104 H	Towson	13 4		
			30 H	William & Mary	1 0	78 A	East Carolina	5 3	133 A	Hofstra	1 5		
			30 H	William & Mary	6 5	100 A	Liberty	2 6	133 A	Hofstra	4 8		
			30 H	William & Mary	10 1				133 A	Hofstra	14 5		
			46 A	Campbell	0 8				137 H	Northeastern	11 4		
									137 H	Northeastern	1 2		
									137 H	Northeastern	10 8		
									143 A	VMI	11 5		
									155 H	VCU	4 5		
									159 A	Richmond	6 7		
									159 H	Richmond	7 4		
									163 A	James Madison	7 4		
									163 A	James Madison	6 5		
									163 A	James Madison	14 2		
									165 A	Georgia St.	10 12		
									165 A	Georgia St.	8 13		
									165 A	Georgia St.	4 7		
									177 H	Charleston So.	4 3		
									206 H	Marshall	10 1		
									206 H	Marshall	0 3		
									232 H	Temple	2 0		
									232 H	Temple	12 4		
									232 H	Temple	9 2		
			LAST 10 GAMES										
			155 H	VCU	4 5	100 A	Liberty	2 6					
			30 H	William & Mary	1 0	133 A	Hofstra	14 5					
			30 H	William & Mary	10 1	133 A	Hofstra	1 5					
			30 H	William & Mary	6 5	133 A	Hofstra	4 8					
			3 A	Virginia	9 10	159 H	Richmond	7 4					

Non-Div. I Games: Virginia St. 13 3

Old Dominion

Average RPI Win: 152		WON-LOST RECORD		WINNING PCT. RANK		LAST 10 GAMES		STRENGTH OF SCHEDULE		OPP. STRENGTH OF SCHEDULE		TEAM RPI		ADJ RPI		CONF. RPI		ADJ CONF. RPI	
DIV. I ONLY		21-13-0		.61765 65		7-2-0		101		115		89		.53053 89		6		6	
DIV. I NON-CONF.		14-11-0		.56 105		0-0-0		178		97		172		.48965 171		5		5	
TOTALS		RPI 1-25		RPI 26-50		W-L RECORDS		RPI 51-100		RPI 101-150		RPI 150+							
21-13-0		1-2-0		3-2-0		OVERALL		2-4-0		3-2-0		12-3-0							
14-9-0		0-0-0		2-1-0		HOME		2-4-0		1-1-0		9-3-0							
7-4-0		1-2-0		1-1-0		AWAY		0-0-0		2-1-0		3-0-0							
0-0-0		0-0-0		0-0-0		NEUTRAL		0-0-0		0-0-0		0-0-0							
14-11-0		1-2-0		1-1-0		NON-CONFERENCE		2-4-0		1-1-0		9-3-0							
12-8-0		0-0-0		0-0-0		HOME		2-4-0		1-1-0		9-3-0							
2-3-0		1-2-0		1-0-		AWAY		0-0-0		0-0-0		0-0-0							
0-0-0		0-0-0		0-0-0		NEUTRAL		0-0-0		0-0-0		0-0-0							
7-2-0		0-0-0		2-1-0		CONFERENCE		0-0-0		2-1-0		3-0-0							
2-1-0		0-0-0		2-1-0		HOME		0-0-0		0-0-0		0-0-0							
5-1-0		0-0-0		0-0-0		AWAY		0-0-0		2-1-0		3-0-0							
0-0-0		0-0-0		0-0-0		NEUTRAL		0-0-0		0-0-0		0-0-0							
RPI S	Opponent	Score		RPI S	Opponent	Score		RPI S	Opponent	Score		RPI S	Opponent	Score					
16 A	UCLA	6	2	38 H	Ohio St.	7	0	54 H	Texas	4	5	121 H	Utah	4	1				
16 A	UCLA	1	14	38 H	Ohio St.	2	5	54 H	Texas	5	1	129 H	Dartmouth	3	10				
16 A	UCLA	0	14	38 H	Ohio St.	1	0	54 H	Texas	3	6	134 A	Michigan	3	11				
				39 A	Kansas St.	3	4	95 H	Indiana St.	3	0	134 A	Michigan	3	1				
				39 A	Kansas St.	8	3	95 H	Indiana St.	1	2	134 A	Michigan	2	1				
								95 H	Indiana St.	4	9	158 H	South Dakota St.	5	1				
												166 A	Northwestern	7	1				
												166 A	Northwestern	6	3				
												166 A	Northwestern	4	2				
												204 H	North Dakota St.	4	2				
												211 H	Northern Ill.	1	2				
												230 H	Western Mich.	9	2				
												230 H	Western Mich.	0	2				
												230 H	Western Mich.	7	1				
												230 H	Western Mich.	15	1				
												233 H	Neb. Omaha	6	1				
												233 H	Neb. Omaha	9	10				
												248 H	Western Ill.	5	3				
												248 H	Western Ill.	5	1				
												248 H	Western Ill.	3	0				
				LAST 10 GAMES															
				166 A	Northwestern	7	1	38 H	Ohio St.	7	0								
				166 A	Northwestern	6	3	134 A	Michigan	2	1								
				166 A	Northwestern	4	2	134 A	Michigan	3	11								
				38 H	Ohio St.	1	0	134 A	Michigan	3	1								
				38 H	Ohio St.	2	5	158 H	South Dakota St.	5	1								

Non-Div. I Games: Hamline 3 1 Augsburg 4 1

Minnesota

x
a
v
i
e
r

Xavier

RPI	S	Opponent	Score
290	A	Ohio	15 10

Xavier

Average RPI Win:		157	WON-LOST RECORD		WINNING PCT. RANK	LAST 10 GAMES		STRENGTH OF SCHEDULE		OPP. STRENGTH OF SCHEDULE	TEAM RPI	ADJ RPI	CONF. RPI	ADJ CONF. RPI			
Average RPI Loss:		84															
DIV. I ONLY			21-17-0		.55263	108	8-2-0		141		58	91	.52881	91	12	12	
DIV. I NON-CONF.			12-11-0		.52174	130	4-0-0		55		16	39	.55863	38	8	8	
TOTALS		RPI 1-25		RPI 26-50		W-L RECORDS		RPI 51-100		RPI 101-150		RPI 150+					
21-17-0		1-1-0		1-5-0		OVERALL		5-7-0		4-2-0		10-2-0					
6-8-0		0-0-0		1-5-0		HOME		0-1-0		0-0-0		5-2-0					
15-9-0		1-1-0		0-0-0		AWAY		5-6-0		4-2-0		5-0-0					
0-0-0		0-0-0		0-0-0		NEUTRAL		0-0-0		0-0-0		0-0-0					
12-11-0		1-1-0		0-3-0		NON-CONFERENCE		4-5-0		4-2-0		3-0-0					
1-4-0		0-0-0		0-3-0		HOME		0-1-0		0-0-0		1-0-0					
11-7-0		1-1-0		0-0-		AWAY		4-4-0		4-2-0		2-0-0					
0-0-0		0-0-0		0-0-0		NEUTRAL		0-0-0		0-0-0		0-0-0					
9-6-0		0-0-0		1-2-0		CONFERENCE		1-2-0		0-0-0		7-2-0					
5-4-0		0-0-0		1-2-0		HOME		0-0-0		0-0-0		4-2-0					
4-2-0		0-0-0		0-0-0		AWAY		1-2-0		0-0-0		3-0-0					
0-0-0		0-0-0		0-0-0		NEUTRAL		0-0-0		0-0-0		0-0-0					
RPI	S	Opponent		Score		RPI	S	Opponent		Score		RPI	S	Opponent		Score	
5	A	Oregon St.		5	6	41	H	Cal Poly		3	5	52	A	Gonzaga		9	3
5	A	Oregon St.		5	1	41	H	Cal Poly		0	1	52	A	Gonzaga		5	9
						41	H	Cal Poly		5	10	52	A	Gonzaga		2	3
						42	H	Loyola Marymount		10	5	64	A	Arizona		2	5
						42	H	Loyola Marymount		3	4	64	A	Arizona		9	2
						42	H	Loyola Marymount		3	5	64	A	Arizona		4	6
												87	A	California		11	5
												87	H	California		2	5
												97	A	UC Santa Barbara		11	5
												97	A	UC Santa Barbara		4	1
												97	A	UC Santa Barbara		1	6
												97	A	UC Santa Barbara		2	6
												115	A	Missouri		2	6
												115	A	Missouri		8	3
												117	A	Sacramento St.		8	4
												130	A	TCU		4	3
												130	A	TCU		3	0
												130	A	TCU		1	4
												175	A	Nevada		4	1
												175	H	Nevada		7	1
												196	H	Portland		2	1
												196	H	Portland		2	1
												196	H	Portland		1	5
												261	H	St. Mary's (CA)		5	4
												261	H	St. Mary's (CA)		0	6
												261	H	St. Mary's (CA)		4	3
												266	A	San Jose St.		2	1
												277	A	Santa Clara		4	3
												277	A	Santa Clara		5	3
												277	A	Santa Clara		7	5
LAST 10 GAMES																	
						42	H	Loyola Marymount		3	5	277	A	Santa Clara		5	3
						42	H	Loyola Marymount		3	4	277	A	Santa Clara		4	3
						42	H	Loyola Marymount		10	5	175	A	Nevada		4	1
						87	A	California		11	5	130	A	TCU		4	3
						277	A	Santa Clara		7	5	130	A	TCU		3	0

Non-Div. I Games: San Fran. St. 10 5

San Francisco

Average RPI Win: 167		WON-LOST	WINNING	LAST 10	STRENGTH OF		OPP. STRENGTH	TEAM	ADJ	CONF.	ADJ CONF.
Average RPI Loss: 129		RECORD	PCT. RANK	GAMES	SCHEDULE		OF SCHEDULE	RPI	RPI	RPI	RPI
DIV. I ONLY		21-15-0	.58333	88	5-5-0		154	121	92	.52808	92
DIV. I NON-CONF.		11-5-0	.6875	57	3-1-0		100	202	47	.5525	47
TOTALS		RPI 1-25	RPI 26-50		W-L RECORDS		RPI 51-100		RPI 101-150		RPI 150+
21-15-0		1-0-0	0-1-0		OVERALL		3-6-0		5-2-0		13-6-0
9-5-0		0-0-0	0-0-0		HOME		1-0-0		3-1-0		6-4-0
12-9-0		1-0-0	0-0-0		AWAY		2-6-0		2-1-0		7-2-0
0-1-0		0-0-0	0-1-0		NEUTRAL		0-0-0		0-0-0		0-0-0
11-5-0		1-0-0	0-1-0		NON-CONFERENCE		1-0-0		3-1-0		7-3-0
6-3-0		0-0-0	0-0-0		HOME		1-0-0		1-0-0		4-3-0
6-1-0		1-0-0	0-0-		AWAY		0-0-0		2-1-0		3-0-0
0-1-0		0-0-0	0-1-0		NEUTRAL		0-0-0		0-0-0		0-0-0
10-10-0		0-0-0	0-0-0		CONFERENCE		2-6-0		2-1-0		6-3-0
4-2-0		0-0-0	0-0-0		HOME		0-0-0		2-1-0		2-1-0
6-8-0		0-0-0	0-0-0		AWAY		2-6-0		0-0-0		4-2-0
0-0-0		0-0-0	0-0-0		NEUTRAL		0-0-0		0-0-0		0-0-0
RPI S	Opponent	Score		RPI S	Opponent	Score		RPI S	Opponent	Score	
8 A	North Carolina St.	6	3	46 N	Campbell	6	11	69 A	Citadel	3	5
								69 A	Citadel	3	6
								69 A	Citadel	7	8
								71 A	Col. of Charleston	5	2
								71 A	Col. of Charleston	2	4
								93 H	Canisius	13	6
								99 A	Furman	1	3
								99 A	Furman	5	6
								99 A	Furman	10	9
								111 H	Ga. Southern	7	8
								111 H	Ga. Southern	2	0
								111 H	Ga. Southern	9	5
								132 A	High Point	8	5
								132 H	High Point	6	4
								146 A	Georgia	8	5
								146 A	Georgia	4	9
								151 H	Butler	8	5
								151 H	Butler	6	2
								151 H	Butler	7	12
								169 H	Cornell	9	4
								169 H	Cornell	5	15
								169 H	Cornell	4	8
								194 A	UNC Asheville	6	3
								210 H	Wofford	4	0
								210 H	Wofford	1	9
								210 H	Wofford	7	6
								225 A	UNC Greensboro	9	5
								225 A	UNC Greensboro	9	1
								225 A	UNC Greensboro	5	6
								234 A	Eastern Ky.	9	6
								238 A	Davidson	4	1
								238 A	Davidson	3	4
								238 A	Davidson	10	4
								258 A	N.C. A&T	10	2
								258 H	N.C. A&T	7	3
LAST 10 GAMES				258 H	N.C. A&T	7	3	132 A	High Point	8	5
				69 A	Citadel	7	8	225 A	UNC Greensboro	9	5
				69 A	Citadel	3	5	225 A	UNC Greensboro	5	6
				69 A	Citadel	3	6	225 A	UNC Greensboro	9	1
				46 N	Campbell	6	11	194 A	UNC Asheville	6	3

Non-Div. I Games:

Appalachian St.

Average RPI Win:	218	WON-LOST RECORD	WINNING PCT. RANK	LAST 10 GAMES	STRENGTH OF SCHEDULE	OPP. STRENGTH OF SCHEDULE	TEAM RPI	ADJ RPI	CONF. RPI	ADJ CONF. RPI		
DIV. I ONLY		26-10-0	.72222	23	7-2-0	270	229	93	.52778	93	24	24
DIV. I NON-CONF.		19-5-0	.79167	25	4-0-0	253	232	41	.55597	40	23	23
<hr/>												
TOTALS	RPI 1-25	RPI 26-50		W-L RECORDS		RPI 51-100		RPI 101-150		RPI 150+		
26-10-0	0-0-0	0-1-0		OVERALL		0-1-0		3-3-0		24-5-0		
4-2-0	0-0-0	0-0-0		HOME		0-0-0		3-0-0		2-2-0		
20-7-0	0-0-0	0-0-0		AWAY		0-1-0		0-3-0		20-3-0		
2-1-0	0-0-0	0-1-0		NEUTRAL		0-0-0		0-0-0		2-0-0		
<hr/>												
19-5-0	0-0-0	0-1-0		NON-CONFERENCE		0-1-0		3-0-0		17-3-0		
4-0-0	0-0-0	0-0-0		HOME		0-0-0		3-0-0		1-0-0		
14-4-0	0-0-0	0-0-		AWAY		0-1-0		0-0-0		14-3-0		
2-1-0	0-0-0	0-1-0		NEUTRAL		0-0-0		0-0-0		2-0-0		
<hr/>												
7-5-0	0-0-0	0-0-0		CONFERENCE		0-0-0		0-3-0		7-2-0		
1-2-0	0-0-0	0-0-0		HOME		0-0-0		0-0-0		1-2-0		
6-3-0	0-0-0	0-0-0		AWAY		0-0-0		0-3-0		6-0-0		
0-0-0	0-0-0	0-0-0		NEUTRAL		0-0-0		0-0-0		0-0-0		
<hr/>												
RPI S	Opponent	Score	RPI S	Opponent	Score	RPI S	Opponent	Score	RPI S	Opponent	Score	
			44 N	Delaware	1 9	92 A	Appalachian St.	6 13	118 A	Rider	7 10	
									118 A	Rider	3 4	
									118 A	Rider	2 3	
									147 H	Buffalo	2 1	
									147 H	Buffalo	7 5	
									147 H	Buffalo	6 5	
									152 A	Longwood	8 6	
									152 A	Longwood	3 4	
									152 A	Longwood	7 0	
									152 A	Longwood	12 6	
									157 N	Albany (NY)	12 4	
									157 N	Albany (NY)	8 2	
									169 A	Cornell	14 5	
									178 A	Manhattan	8 5	
									178 A	Manhattan	9 5	
									178 A	Manhattan	4 3	
									194 A	UNC Asheville	6 4	
									194 A	UNC Asheville	2 14	
									194 A	UNC Asheville	4 2	
									194 A	UNC Asheville	4 6	
									239 H	Saint Peter's	5 7	
			LAST 10 GAMES						239 H	Saint Peter's	6 3	
			244 H	Akron	4 3	147 H	Buffalo	7 5	239 H	Saint Peter's	0 2	
			178 A	Manhattan	8 5	244 A	Akron	8 5	244 A	Akron	8 5	
			178 A	Manhattan	9 5	118 A	Rider	2 3	244 H	Akron	4 3	
			178 A	Manhattan	4 3	118 A	Rider	3 4	272 A	Murray St.	11 4	
			147 H	Buffalo	2 1	118 A	Rider	7 10	272 A	Murray St.	6 5	

Non-Div. I Games: Gannon 9 3

Canisius

RPI	S	Opponent	Score	
272	A	Murray St.	15	5
290	A	Ohio	6	2
290	A	Ohio	16	8
290	A	Ohio	12	0
290	A	Ohio	10	7
292	A	Iona	7	0
292	A	Iona	8	0
292	A	Iona	5	2

Canisius

C
a
n
i
s
i
u
s

C
a
n
i
s
i
u
s

[illegible]

Non-Div. I Games:

Cal St. Northridge

Average RPI Win:		133	WON-LOST RECORD		WINNING PCT. RANK	LAST 10 GAMES	STRENGTH OF SCHEDULE		OPP. STRENGTH OF SCHEDULE	TEAM RPI	ADJ RPI	CONF. RPI	ADJ CONF. RPI								
Average RPI Loss:		128																			
DIV. I ONLY			17-17-0		.5	152	5-5-0		58	179	95	.52686	95								
DIV. I NON-CONF.			10-9-0		.52632	125	1-1-0		147	111	131	.5101	131								
TOTALS		RPI 1-25		RPI 26-50		W-L RECORDS		RPI 51-100		RPI 101-150		RPI 150+									
17-17-0		2-2-0		0-1-0		OVERALL		6-5-0		0-3-0		9-6-0									
10-3-0		2-1-0		0-0-0		HOME		3-0-0		0-0-0		5-2-0									
5-11-0		0-1-0		0-1-0		AWAY		2-4-0		0-3-0		3-2-0									
2-3-0		0-0-0		0-0-0		NEUTRAL		1-1-0		0-0-0		1-2-0									
10-9-0		2-2-0		0-1-0		NON-CONFERENCE		3-2-0		0-0-0		5-4-0									
4-3-0		2-1-0		0-0-0		HOME		0-0-0		0-0-0		2-2-0									
4-3-0		0-1-0		0-0-		AWAY		2-1-0		0-0-0		2-0-0									
2-3-0		0-0-0		0-0-0		NEUTRAL		1-1-0		0-0-0		1-2-0									
7-8-0		0-0-0		0-0-0		CONFERENCE		3-3-0		0-3-0		4-2-0									
6-0-0		0-0-0		0-0-0		HOME		3-0-0		0-0-0		3-0-0									
1-8-0		0-0-0		0-0-0		AWAY		0-3-0		0-3-0		1-2-0									
0-0-0		0-0-0		0-0-0		NEUTRAL		0-0-0		0-0-0		0-0-0									
RPI	S	Opponent		Score		RPI	S	Opponent		Score		RPI	S	Opponent		Score					
21	H	Mercer		1	9	37	A	Auburn		5	6	53	N	Middle Tenn.		1	8				
21	H	Mercer		10	2							71	N	Col. of Charleston		3	1				
25	A	Austin Peay		5	6							73	H	Creighton		5	4				
25	H	Austin Peay		8	1							73	H	Creighton		6	1				
												73	H	Creighton		5	3				
												84	A	Missouri St.		0	3				
												84	A	Missouri St.		7	8				
												84	A	Missouri St.		1	5				
												89	A	Minnesota		2	1				
												89	A	Minnesota		0	3				
												89	A	Minnesota		9	4				
												102	A	Illinois St.							
												102	A	Illinois St.		2	4				
												102	A	Illinois St.		0	2				
												158	H	South Dakota St.		5	4				
												160	H	Southern Ill.		8	1				
												160	H	Southern Ill.		8	4				
												160	H	Southern Ill.		1	0				
												180	A	Wichita St.		1	4				
												180	A	Wichita St.		3	11				
												180	A	Wichita St.		7	5				
												195	A	Purdue		4	3				
												195	H	Purdue		10	5				
												224	H	Ill.-Chicago		2	6				
												253	N	Morehead St.		5	6				
												253	N	Morehead St.		7	5				
												273	H	SIU Edwardsville		3	6				
												284	N	IPFW		0	2				
												293	A	Alabama A&M		12	5				
LAST 10 GAMES																					
102 A Illinois St.						0	2	73 H Creighton						5	4						
102 A Illinois St.						1	9	73 H Creighton						6	1						
102 A Illinois St.						2	4	195 H Purdue						10	5						
273 H SIU Edwardsville						3	6	180 A Wichita St.						7	5						
73 H Creighton						5	3	180 A Wichita St.						3	11						

Non-Div. I Games:

Indiana St.

Average RPI Win:		193	WON-LOST RECORD		WINNING PCT. RANK		LAST 10 GAMES		STRENGTH OF SCHEDULE		OPP. STRENGTH OF SCHEDULE		TEAM RPI	ADJ RPI		CONF. RPI	ADJ CONF. RPI
Average RPI Loss:		96															
DIV. I ONLY			26-14-0		.65	53	9-1-0		170		172		96	.5265	96	9	9
DIV. I NON-CONF.			16-11-0		.59259	91	5-1-0		277		76		201	.47539	200	11	11
TOTALS		RPI 1-25		RPI 26-50		W-L RECORDS		RPI 51-100		RPI 101-150		RPI 150+					
26-14-0		0-6-0		0-1-0		OVERALL		3-0-0		3-3-0		20-5-0					
19-4-0		0-0-0		0-1-0		HOME		3-0-0		0-0-0		16-3-0					
6-8-0		0-3-0		0-0-0		AWAY		0-0-0		3-3-0		3-2-0					
1-2-0		0-2-0		0-0-0		NEUTRAL		0-0-0		0-0-0		1-0-0					
16-11-0		0-5-0		0-1-0		NON-CONFERENCE		0-0-0		0-3-0		16-3-0					
13-4-0		0-0-0		0-1-0		HOME		0-0-0		0-0-0		13-3-0					
2-7-0		0-4-0		0-0-		AWAY		0-0-0		0-3-0		2-0-0					
1-1-0		0-1-0		0-0-0		NEUTRAL		0-0-0		0-0-0		1-0-0					
10-3-0		0-1-0		0-0-0		CONFERENCE		3-0-0		3-0-0		4-2-0					
6-0-0		0-0-0		0-0-0		HOME		3-0-0		0-0-0		3-0-0					
4-2-0		0-0-0		0-0-0		AWAY		0-0-0		3-0-0		1-2-0					
0-1-0		0-1-0		0-0-0		NEUTRAL		0-0-0		0-0-0		0-0-0					
RPI	S	Opponent		Score		RPI	S	Opponent		Score		RPI	S	Opponent		Score	
7	A	Florida St.		3	14	47	H	FGCU		5	13	59	H	Pittsburgh		1	0
7	A	Florida St.		2	5							59	H	Pittsburgh		3	2
7	A	Florida St.		0	8							59	H	Pittsburgh		7	6
14	N	Indiana		2	12							103	A	Connecticut		4	3
18	A	Florida		1	12							106	A	FIU		3	4
24	N	Louisville		1	10							106	A	FIU		4	5
												107	A	Bethune-Cookman		2	6
												154	A	UCF		6	4
												154	H	UCF		9	3
												184	H	Boston College		9	4
												184	H	Boston College		4	10
												191	A	Stetson		6	2
												191	H	Stetson		12	8
												193	A	Georgetown		2	7
												193	A	Georgetown		10	6
												193	A	Georgetown		0	1
												195	N	Purdue		20	2
												199	H	Toledo		4	5
												199	H	Toledo		9	8
												199	H	Toledo		7	5
												222	H	Valparaiso		7	3
												222	H	Valparaiso		2	5
												222	H	Valparaiso		3	2
												245	H	Cincinnati		8	4
												245	H	Cincinnati		8	3
												245	H	Cincinnati		8	5
												281	H	Florida A&M		11	3
												281	H	Florida A&M		11	2
LAST 10 GAMES																	
						18	A	Florida		1	12	285	H	Alcorn		12	0
						103	A	Connecticut		4	3	285	H	Alcorn		3	2
						103	A	Connecticut		7	4	285	H	Alcorn		15	7
						103	A	Connecticut		3	2	154	H	UCF		9	3
						191	A	Stetson		6	2	59	H	Pittsburgh		3	2

Non-Div. I Games:

South Fla.

South Fla.

Through Games Of April 21, 2013

RPI	S	Opponent	Score	
281	H	Florida A&M	11	4
285	H	Alcorn	3	2
285	H	Alcorn	15	7
285	H	Alcorn	12	0

South Fla.

S
o
u
t
h
F
l
a
.

S
o
u
t
h
F
l
a
.

Average RPI Win:	143	WON-LOST RECORD	WINNING PCT. RANK	LAST 10 GAMES	STRENGTH OF SCHEDULE	OPP. STRENGTH OF SCHEDULE	TEAM RPI	ADJ RPI	CONF. RPI	ADJ CONF. RPI	
DIV. I ONLY		20-18-0	.52632 128	5-5-0	80	44	97	.52618 97	7	7	
DIV. I NON-CONF.		12-10-0	.54545 113	1-1-0	153	86	140	.50471 140	6	6	
<hr/>											
TOTALS	RPI 1-25	RPI 26-50		W-L RECORDS	RPI 51-100		RPI 101-150		RPI 150+		
20-18-0	1-3-0	4-4-0		OVERALL	3-6-0		4-2-0		8-3-0		
14-7-0	0-1-0	4-1-0		HOME	2-3-0		4-2-0		4-0-0		
6-11-0	1-2-0	0-3-0		AWAY	1-3-0		0-0-0		4-3-0		
0-0-0	0-0-0	0-0-0		NEUTRAL	0-0-0		0-0-0		0-0-0		
12-10-0	0-1-0	1-1-0		NON-CONFERENCE	3-6-0		2-1-0		6-1-0		
9-5-0	0-1-0	1-0-0		HOME	2-3-0		2-1-0		4-0-0		
3-5-0	0-0-0	0-0-		AWAY	1-3-0		0-0-0		2-1-0		
0-0-0	0-0-0	0-0-0		NEUTRAL	0-0-0		0-0-0		0-0-0		
8-8-0	1-2-0	3-3-0		CONFERENCE	0-0-0		2-1-0		2-2-0		
5-2-0	0-0-0	3-1-0		HOME	0-0-0		2-1-0		0-0-0		
3-6-0	1-2-0	0-2-0		AWAY	0-0-0		0-0-0		2-2-0		
0-0-0	0-0-0	0-0-0		NEUTRAL	0-0-0		0-0-0		0-0-0		
RPI S	Opponent	Score	RPI S	Opponent	Score	RPI S	Opponent	Score	RPI S	Opponent	Score
6 A	Cal St. Fullerton	3 4	28 H	Notre Dame	7 2	54 A	Texas	1 5	117 H	Sacramento St.	7 13
6 A	Cal St. Fullerton	2 0	31 A	San Diego	5 7	54 A	Texas	6 11	117 H	Sacramento St.	5 4
6 A	Cal St. Fullerton	2 10	41 A	Cal Poly	0 7	54 A	Texas	2 3	117 H	Sacramento St.	5 0
16 H	UCLA	3 12	41 A	Cal Poly	4 10	83 A	Pepperdine	5 4	138 H	Long Beach St.	5 4
			41 H	Cal Poly	4 2	83 H	Pepperdine	1 3	138 H	Long Beach St.	4 8
			41 H	Cal Poly	13 2	91 H	San Francisco	6 2	138 H	Long Beach St.	2 1
			41 H	Cal Poly	6 7	91 H	San Francisco	5 11	183 A	Hawaii	2 6
			41 H	Cal Poly	7 3	91 H	San Francisco	1 4	183 A	Hawaii	10 4
						91 H	San Francisco	6 1	183 A	Hawaii	4 6
									183 A	Hawaii	7 6
									250 A	Fresno St.	1 8
									250 A	Fresno St.	8 1
									250 A	Fresno St.	11 3
									261 H	St. Mary's (CA)	10 1
									266 H	San Jose St.	7 2
									266 H	San Jose St.	5 4
									266 H	San Jose St.	2 1
LAST 10 GAMES											
			138 H	Long Beach St.	4 8	6 A	Cal St. Fullerton	2 10			
			138 H	Long Beach St.	5 4	6 A	Cal St. Fullerton	3 4			
			138 H	Long Beach St.	2 1	83 A	Pepperdine	5 4			
			31 A	San Diego	5 7	41 H	Cal Poly	6 7			
			6 A	Cal St. Fullerton	2 0	41 H	Cal Poly	13 2			

Non-Div. I Games:

UC Santa Barbara

Average RPI Win:		86	WON-LOST RECORD		WINNING PCT. RANK	LAST 10 GAMES		STRENGTH OF SCHEDULE		OPP. STRENGTH OF SCHEDULE		TEAM RPI	ADJ RPI	CONF. RPI	ADJ CONF. RPI
Average RPI Loss:		68	16-23-0		.41026 212	5-5-0		20		27		98	.52612 98	3	3
DIV. I ONLY			8-12-0		.4 202	1-1-0		11		58		89	.52918 89	3	3
DIV. I NON-CONF.															
TOTALS		RPI 1-25	RPI 26-50		W-L RECORDS		RPI 51-100		RPI 101-150		RPI 150+				
16-23-0		2-10-0	4-1-0		OVERALL		5-7-0		4-3-0		1-2-0				
8-11-0		2-5-0	3-1-0		HOME		2-5-0		1-0-0		0-0-0				
8-12-0		0-5-0	1-0-0		AWAY		3-2-0		3-3-0		1-2-0				
0-0-0		0-0-0	0-0-0		NEUTRAL		0-0-0		0-0-0		0-0-0				
8-12-0		0-5-0	4-1-0		NON-CONFERENCE		2-4-0		1-0-0		1-2-0				
5-5-0		0-1-0	3-1-0		HOME		1-3-0		1-0-0		0-0-0				
3-7-0		0-4-0	1-0-		AWAY		1-1-0		0-0-0		1-2-0				
0-0-0		0-0-0	0-0-0		NEUTRAL		0-0-0		0-0-0		0-0-0				
8-11-0		2-5-0	0-0-0		CONFERENCE		3-3-0		3-3-0		0-0-0				
3-6-0		2-4-0	0-0-0		HOME		1-2-0		0-0-0		0-0-0				
5-5-0		0-1-0	0-0-0		AWAY		2-1-0		3-3-0		0-0-0				
0-0-0		0-0-0	0-0-0		NEUTRAL		0-0-0		0-0-0		0-0-0				
RPI S	Opponent	Score	RPI S	Opponent	Score	RPI S	Opponent	Score	RPI S	Opponent	Score	RPI S	Opponent	Score	
6 A	Cal St. Fullerton	2 3	28 H	Notre Dame	1 2	58 A	CSU Bakersfield	4 9	114 A	Washington	5 4				
6 A	Cal St. Fullerton	4 6	35 H	Nebraska	4 3	66 H	UC Irvine	1 3	114 A	Washington	3 8				
6 H	Cal St. Fullerton	4 11	40 H	Oklahoma	5 3	82 H	Stanford	3 10	114 A	Washington	1 3				
9 H	Oregon	4 8	42 A	Loyola Marymount	5 2	82 H	Stanford	2 4	121 A	Utah	15 10				
9 H	Oregon	2 5	42 H	Loyola Marymount	2 1	82 H	Stanford	7 6	121 A	Utah	0 10				
9 H	Oregon	5 3				83 H	Pepperdine	4 9	121 A	Utah	7 4				
16 A	UCLA	1 6				87 A	California	5 15	138 H	Long Beach St.	4 1				
20 H	Arizona St.	5 0				87 A	California	9 5	250 A	Fresno St.	3 14				
20 H	Arizona St.	3 6				87 A	California	4 3	250 A	Fresno St.	1 5				
20 H	Arizona St.	5 6				94 A	Cal St. Northridge	6 5	250 A	Fresno St.	9 1				
24 A	Louisville	6 13				94 H	Cal St. Northridge	4 9							
24 A	Louisville	3 6				94 H	Cal St. Northridge	4 2							
LAST 10 GAMES															
			121 A	Utah	15 10	20 H	Arizona St.	3 6							
			121 A	Utah	7 4	20 H	Arizona St.	5 0							
			121 A	Utah	0 10	6 A	Cal St. Fullerton	4 6							
			42 A	Loyola Marymount	5 2	82 H	Stanford	7 6							
			20 H	Arizona St.	5 6	82 H	Stanford	3 10							

Non-Div. I Games:

Southern California

F
u
r
m
a
n

**F
u
r
m
a
n**

Furman

Average RPI Win: 164		WON-LOST	WINNING	LAST 10	STRENGTH OF		OPP. STRENGTH	TEAM	ADJ		CONF.	ADJ CONF.
Average RPI Loss: 77		RECORD	PCT. RANK	GAMES	SCHEDULE		OF SCHEDULE	RPI	RPI		RPI	RPI
DIV. I ONLY		22-19-0	.53659	121	5-5-0		97	48	100		.52512	100
DIV. I NON-CONF.		14-12-0	.53846	119	3-4-0		53	47	73		.53947	73
TOTALS		RPI 1-25	RPI 26-50		W-L RECORDS		RPI 51-100		RPI 101-150		RPI 150+	
22-19-0		1-6-0	1-5-0		OVERALL		2-0-0		3-6-0		15-3-0	
17-6-0		0-1-0	0-1-0		HOME		1-0-0		1-2-0		15-2-0	
5-13-0		1-5-0	1-4-0		AWAY		1-0-0		2-4-0		0-1-0	
0-0-0		0-0-0	0-0-0		NEUTRAL		0-0-0		0-0-0		0-0-0	
14-12-0		1-6-0	1-2-0		NON-CONFERENCE		2-0-0		2-4-0		8-1-0	
10-4-0		0-1-0	0-1-0		HOME		1-0-0		1-2-0		8-0-0	
4-9-0		1-5-0	1-0-		AWAY		1-0-0		1-2-0		0-1-0	
0-0-0		0-0-0	0-0-0		NEUTRAL		0-0-0		0-0-0		0-0-0	
8-7-0		0-0-0	0-3-0		CONFERENCE		0-0-0		1-2-0		7-2-0	
7-2-0		0-0-0	0-0-0		HOME		0-0-0		0-0-0		7-2-0	
1-5-0		0-0-0	0-3-0		AWAY		0-0-0		1-2-0		0-0-0	
0-0-0		0-0-0	0-0-0		NEUTRAL		0-0-0		0-0-0		0-0-0	
RPI S	Opponent	Score	RPI S	Opponent	Score	RPI S	Opponent	Score	RPI S	Opponent	Score	
1 A	North Carolina	5 7	30 A	William & Mary	6 2	78 A	East Carolina	14 4	105 H	West Virginia	1 2	
3 A	Virginia	2 7	30 H	William & Mary	3 5	88 H	Old Dominion	6 2	105 H	West Virginia	9 2	
3 H	Virginia	0 2	43 A	Coastal Caro.	1 5				105 H	West Virginia	0 8	
11 A	South Carolina	3 2	43 A	Coastal Caro.	6 8				132 A	High Point	3 9	
11 A	South Carolina	3 4	43 A	Coastal Caro.	1 12				132 A	High Point	3 5	
11 A	South Carolina	7 8	49 A	Maryland	3 5				132 A	High Point	5 4	
15 A	Virginia Tech	6 16							146 A	Georgia	11 8	
									146 A	Georgia	1 3	
									146 A	Georgia	0 12	
									152 H	Longwood	8 1	
									152 H	Longwood	2 6	
									152 H	Longwood	8 1	
									163 A	James Madison	4 21	
									163 H	James Madison	12 11	
									177 H	Charleston So.	3 1	
									177 H	Charleston So.	8 4	
									177 H	Charleston So.	8 2	
									200 H	Siena	9 0	
									200 H	Siena	4 0	
									209 H	Winthrop	2 3	
									209 H	Winthrop	3 1	
									209 H	Winthrop	4 1	
									241 H	Penn St.	6 1	
									241 H	Penn St.	4 1	
									241 H	Penn St.	12 3	
									242 H	Army	6 4	
									242 H	Army	4 3	
LAST 10 GAMES												

Non-Div. I Games:

Liberty

[illegible]

Non-Div. I Games:

Illinois St.

Average RPI Win: 163		WON-LOST RECORD		WINNING PCT. RANK		LAST 10 GAMES		STRENGTH OF SCHEDULE		OPP. STRENGTH OF SCHEDULE		TEAM RPI		ADJ RPI		CONF. RPI		ADJ CONF. RPI	
DIV. I ONLY		19-19-0		.5 152		6-4-0		108		161		104		.52398 104		8		8	
DIV. I NON-CONF.		10-13-0		.43478 186		2-2-0		114		256		146		.5024 146		9		9	
TOTALS		RPI 1-25		RPI 26-50		W-L RECORDS		RPI 51-100		RPI 101-150		RPI 150+							
19-19-0		0-1-0		3-3-0		OVERALL		3-6-0		4-2-0		9-7-0							
6-6-0		0-0-0		3-3-0		HOME		0-0-0		0-0-0		3-3-0							
13-13-0		0-1-0		0-0-0		AWAY		3-6-0		4-2-0		6-4-0							
0-0-0		0-0-0		0-0-0		NEUTRAL		0-0-0		0-0-0		0-0-0							
10-13-0		0-1-0		0-0-0		NON-CONFERENCE		2-4-0		1-2-0		7-6-0							
3-3-0		0-0-0		0-0-0		HOME		0-0-0		0-0-0		3-3-0							
7-10-0		0-1-0		0-0-		AWAY		2-4-0		1-2-0		4-3-0							
0-0-0		0-0-0		0-0-0		NEUTRAL		0-0-0		0-0-0		0-0-0							
9-6-0		0-0-0		3-3-0		CONFERENCE		1-2-0		3-0-0		2-1-0							
3-3-0		0-0-0		3-3-0		HOME		0-0-0		0-0-0		0-0-0							
6-3-0		0-0-0		0-0-0		AWAY		1-2-0		3-0-0		2-1-0							
0-0-0		0-0-0		0-0-0		NEUTRAL		0-0-0		0-0-0		0-0-0							
RPI	S	Opponent		Score		RPI	S	Opponent		Score		RPI	S	Opponent		Score			
3	A	Virginia		1 7		30	H	William & Mary		2 5		59	A	Pittsburgh		2 5			
						30	H	William & Mary		12 4		59	A	Pittsburgh		1 2			
						30	H	William & Mary		13 8		59	A	Pittsburgh		5 7			
						44	H	Delaware		0 8		61	A	Duke		6 8			
						44	H	Delaware		2 3		61	A	Duke		9 3			
						44	H	Delaware		19 14		61	A	Duke		6 5			
												88	A	Old Dominion		4 13			
												88	A	Old Dominion		3 4			
												88	A	Old Dominion		9 1			
														126 A Nicholls St.		3 5			
														126 A Nicholls St.		0 1			
														126 A Nicholls St.		3 1			
														133 A Hofstra		14 4			
														133 A Hofstra		15 3			
														133 A Hofstra		14 8			
														152 H Longwood		2 3			
														167 A Delaware St.		7 10			
														208 H Penn		4 5			
														212 A Bucknell		4 5			
														218 A McNeese St.		8 1			
														218 A McNeese St.		10 9			
														218 A McNeese St.		12 5			
														246 A George Mason		2 4			
														246 A George Mason		10 6			
														246 A George Mason		8 0			
														255 H UMBC		2 0			
														260 H Navy		3 5			
														264 A George Washington		9 10			
														264 H George Washington		9 5			
														294 A Mt. St. Mary's		12 7			
														295 H UMES		7 4			
LAST 10 GAMES																			
						264	A	George Washington		9 10		294	A	Mt. St. Mary's		12 7			
						212	A	Bucknell		4 5		295	H	UMES		7 4			
						246	A	George Mason		8 0		30	H	William & Mary		13 8			
						246	A	George Mason		2 4		30	H	William & Mary		2 5			
						246	A	George Mason		10 6		30	H	William & Mary		12 4			

Non-Div. I Games:

Towson

Average RPI Win: 166		WON-LOST	WINNING	LAST 10	STRENGTH OF		OPP. STRENGTH	TEAM	ADJ	CONF.	ADJ CONF.				
Average RPI Loss: 96		RECORD	PCT. RANK	GAMES	SCHEDULE		OF SCHEDULE	RPI	RPI	RPI	RPI				
DIV. I ONLY		23-18-0	.56098	102	6-4-0		185	63	105	.52318	105	4	4		
DIV. I NON-CONF.		17-12-0	.58621	96	4-2-0		240	145	134	.50714	134	4	4		
TOTALS		RPI 1-25	RPI 26-50		W-L RECORDS		RPI 51-100		RPI 101-150		RPI 150+				
23-18-0		0-1-0	1-4-0		OVERALL		8-7-0		2-2-0		12-4-0				
10-1-0		0-0-0	0-0-0		HOME		0-0-0		2-1-0		8-0-0				
10-11-0		0-0-0	1-3-0		AWAY		8-7-0		0-0-0		1-1-0				
3-6-0		0-1-0	0-1-0		NEUTRAL		0-0-0		0-1-0		3-3-0				
17-12-0		0-1-0	0-2-0		NON-CONFERENCE		5-4-0		0-1-0		12-4-0				
8-0-0		0-0-0	0-0-0		HOME		0-0-0		0-0-0		8-0-0				
6-6-0		0-0-0	0-0-		AWAY		5-4-0		0-0-0		1-1-0				
3-6-0		0-1-0	0-1-0		NEUTRAL		0-0-0		0-1-0		3-3-0				
6-6-0		0-0-0	1-2-0		CONFERENCE		3-3-0		2-1-0		0-0-0				
2-1-0		0-0-0	0-0-0		HOME		0-0-0		2-1-0		0-0-0				
4-5-0		0-0-0	1-2-0		AWAY		3-3-0		0-0-0		0-0-0				
0-0-0		0-0-0	0-0-0		NEUTRAL		0-0-0		0-0-0		0-0-0				
RPI S	Opponent	Score		RPI S	Opponent	Score		RPI S	Opponent	Score		RPI S	Opponent	Score	
14 N	Indiana	5	8	36 N	Fla. Atlantic	5	6	54 A	Texas	1	0	120 H	Texas Tech	2	0
				38 A	Ohio St.	0	9	54 A	Texas	0	12	120 H	Texas Tech	3	1
				39 A	Kansas St.	3	4	54 A	Texas	6	3	120 H	Texas Tech	4	6
				39 A	Kansas St.	13	2	55 A	Wake Forest	9	2	150 N	Maine	1	2
				39 A	Kansas St.	5	6	55 A	Wake Forest	3	11	153 N	Iowa	4	6
								59 A	Pittsburgh	8	7	179 N	Central Mich.	1	4
								62 A	North Florida	4	3	206 A	Marshall	0	8
								62 A	North Florida	0	4	206 H	Marshall	10	2
								62 A	North Florida	6	7	223 N	Bowling Green	8	2
								85 A	Baylor	0	8	234 A	Eastern Ky.	16	9
								85 A	Baylor	9	8	234 H	Eastern Ky.	2	1
								85 A	Baylor	1	11	249 H	Youngstown St.	5	1
								100 A	Liberty	8	0	249 N	Youngstown St.	7	3
								100 A	Liberty	2	9	249 N	Youngstown St.	7	10
								100 A	Liberty	2	1	253 H	Morehead St.	13	5
												255 N	UMBC	4	0
												269 H	New Orleans	11	2
												269 H	New Orleans	12	2
												269 H	New Orleans	4	3
												269 H	New Orleans	5	1
LAST 10 GAMES															
				54 A	Texas	6	3	100 A	Liberty	2	9				
				54 A	Texas	0	12	100 A	Liberty	8	0				
				54 A	Texas	1	0	249 H	Youngstown St.	5	1				
				253 H	Morehead St.	13	5	38 A	Ohio St.	0	9				
				100 A	Liberty	2	1	85 A	Baylor	1	11				

Non-Div. I Games:

West Virginia

FIU

Average RPI Win:	144	WON-LOST RECORD	WINNING PCT. RANK	LAST 10 GAMES	STRENGTH OF SCHEDULE	OPP. STRENGTH OF SCHEDULE	TEAM RPI	ADJ RPI	CONF. RPI	ADJ CONF. RPI		
DIV. I ONLY		22-17-0	.5641	98	5-5-0	85	40	106	.52308	106	5	5
DIV. I NON-CONF.		12-9-0	.57143	100	0-1-0	140	66	162	.49288	162	7	7
<hr/>												
TOTALS	RPI 1-25	RPI 26-50		W-L RECORDS		RPI 51-100		RPI 101-150		RPI 150+		
22-17-0	1-5-0	2-4-0		OVERALL		5-3-0		4-3-0		10-2-0		
18-10-0	0-3-0	1-2-0		HOME		3-2-0		4-2-0		10-1-0		
4-7-0	1-2-0	1-2-0		AWAY		2-1-0		0-1-0		0-1-0		
0-0-0	0-0-0	0-0-0		NEUTRAL		0-0-0		0-0-0		0-0-0		
12-9-0	0-3-0	1-2-0		NON-CONFERENCE		2-0-0		1-3-0		8-1-0		
12-7-0	0-3-0	1-2-0		HOME		2-0-0		1-2-0		8-0-0		
0-2-0	0-0-0	0-0-		AWAY		0-0-0		0-1-0		0-1-0		
0-0-0	0-0-0	0-0-0		NEUTRAL		0-0-0		0-0-0		0-0-0		
10-8-0	1-2-0	1-2-0		CONFERENCE		3-3-0		3-0-0		2-1-0		
6-3-0	0-0-0	0-0-0		HOME		1-2-0		3-0-0		2-1-0		
4-5-0	1-2-0	1-2-0		AWAY		2-1-0		0-0-0		0-0-0		
0-0-0	0-0-0	0-0-0		NEUTRAL		0-0-0		0-0-0		0-0-0		
RPI	S	Opponent	Score	RPI	S	Opponent	Score	RPI	S	Opponent	Score	
17	A	South Ala.	5 6	36	A	Fla. Atlantic	5 6	53	A	Middle Tenn.	12 3	
17	A	South Ala.	1 8	36	A	Fla. Atlantic	0 6	53	A	Middle Tenn.	2 3	
17	A	South Ala.	7 4	36	A	Fla. Atlantic	12 1	53	A	Middle Tenn.	7 4	
19	H	Ole Miss	3 8	45	H	Rice	5 6	81	H	Western Ky.	5 2	
19	H	Ole Miss	9 11	45	H	Rice	2 7	81	H	Western Ky.	3 4	
19	H	Ole Miss	1 8	45	H	Rice	11 7	81	H	Western Ky.	8 9	
								96	H	South Fla.	5 4	
								96	H	South Fla.	4 3	
										107	A Bethune-Cookman	0 1
										107	H Bethune-Cookman	3 4
										120	H Texas Tech	6 8
										120	H Texas Tech	9 7
										124	H Arkansas St.	8 7
										124	H Arkansas St.	1 0
										124	H Arkansas St.	9 6
										178	H Manhattan	18 6
										178	H Manhattan	14 4
										178	H Manhattan	8 7
										186	H La.-Monroe	9 4
										186	H La.-Monroe	11 7
										186	H La.-Monroe	4 7
										191	A Stetson	3 16
										247	H Stony Brook	1 0
										247	H Stony Brook	3 0
										247	H Stony Brook	10 4
										281	H Florida A&M	8 4
										281	H Florida A&M	7 4
<hr/>												
LAST 10 GAMES												
				53	A	Middle Tenn.	2 3	186	H	La.-Monroe	9 4	
				53	A	Middle Tenn.	7 4	186	H	La.-Monroe	4 7	
				53	A	Middle Tenn.	12 3	17	A	South Ala.	7 4	
				107	H	Bethune-Cookman	3 4	17	A	South Ala.	5 6	
				186	H	La.-Monroe	11 7	17	A	South Ala.	1 8	

Non-Div. I Games:

FIU

Average RPI Win:		192	WON-LOST RECORD		WINNING PCT. RANK	LAST 10 GAMES		STRENGTH OF SCHEDULE		OPP. STRENGTH OF SCHEDULE	TEAM RPI	ADJ RPI	CONF. RPI	ADJ CONF. RPI					
Average RPI Loss:		109																	
DIV. I ONLY			26-19-0		.57778	92	7-2-0		184		95	107	.52296	107	28	28			
DIV. I NON-CONF.			11-13-0		.45833	166	2-1-0		12		23	36	.56102	36	28	28			
TOTALS		RPI 1-25		RPI 26-50		W-L RECORDS		RPI 51-100		RPI 101-150		RPI 150+							
26-19-0		2-6-0		1-3-0		OVERALL		2-2-0		2-0-0		20-8-0							
12-5-0		0-0-0		0-0-0		HOME		1-1-0		1-0-0		10-4-0							
11-14-0		2-6-0		1-3-0		AWAY		1-1-0		1-0-0		7-4-0							
3-0-0		0-0-0		0-0-0		NEUTRAL		0-0-0		0-0-0		3-0-0							
11-13-0		2-6-0		1-3-0		NON-CONFERENCE		2-2-0		2-0-0		5-2-0							
6-2-0		0-0-0		0-0-0		HOME		1-1-0		1-0-0		4-1-0							
6-11-0		2-6-0		1-0-		AWAY		1-1-0		1-0-0		1-1-0							
0-0-0		0-0-0		0-0-0		NEUTRAL		0-0-0		0-0-0		0-0-0							
15-6-0		0-0-0		0-0-0		CONFERENCE		0-0-0		0-0-0		15-6-0							
6-3-0		0-0-0		0-0-0		HOME		0-0-0		0-0-0		6-3-0							
6-3-0		0-0-0		0-0-0		AWAY		0-0-0		0-0-0		6-3-0							
3-0-0		0-0-0		0-0-0		NEUTRAL		0-0-0		0-0-0		3-0-0							
RPI	S	Opponent		Score		RPI	S	Opponent		Score		RPI	S	Opponent		Score			
12	A	Miami (FL)		5	3	39	A	Kansas St.		2	9	62	A	North Florida		1	3		
12	A	Miami (FL)		1	6	39	A	Kansas St.		0	12	62	A	North Florida		6	5		
20	A	Arizona St.		7	15	39	A	Kansas St.		3	6	62	H	North Florida		2	4		
20	A	Arizona St.		7	6	47	A	FGCU		7	5	96	H	South Fla.		6	2		
20	A	Arizona St.		4	5							179	H	Central Mich.		1	11		
21	A	Mercer		4	19							179	H	Central Mich.		10	5		
21	A	Mercer		0	5							189	H	Savannah St.		4	14		
21	A	Mercer		4	9							189	H	Savannah St.		14	2		
												189	H	Savannah St.		2	3		
												191	A	Stetson		2	7		
												191	H	Stetson		10	2		
												198	A	Jacksonville		5	3		
												198	H	Jacksonville		3	2		
												227	A	N.C. Central		7	0		
												227	A	N.C. Central		2	3		
												227	A	N.C. Central		3	2		
												227	H	N.C. Central		0	10		
												227	H	N.C. Central		4	2		
												227	H	N.C. Central		9	2		
												258	A	N.C. A&T		6	15		
												258	A	N.C. A&T		15	2		
												258	A	N.C. A&T		6	9		
												258	N	N.C. A&T		4	3		
												258	N	N.C. A&T		4	2		
												258	N	N.C. A&T		7	5		
												281	A	Florida A&M		4	1		
												281	A	Florida A&M		4	0		
												281	A	Florida A&M		16	3		

Non-Div. I Games:

Bethune-Cookman

RPI	S	Opponent	Score	
281	H	Florida A&M	8	6
281	H	Florida A&M	3	2
281	H	Florida A&M	7	0

Bethune-Cookman

B
e
t
h
u
n
e
-
C
o
o
k
m
a
n

B
e
t
h
u
n
e
-
C
o
o
k
m
a
n

Average RPI Win: 177		WON-LOST RECORD		WINNING PCT. RANK		LAST 10 GAMES		STRENGTH OF SCHEDULE		OPP. STRENGTH OF SCHEDULE		TEAM RPI		ADJ RPI		CONF. RPI		ADJ CONF. RPI	
DIV. I ONLY		21-20-0		.5122 148		4-6-0		110		192		108		.52111 108		14		14	
DIV. I NON-CONF.		13-13-0		.5 137		1-2-0		73		254		99		.52567 99		14		14	
TOTALS		RPI 1-25		RPI 26-50		W-L RECORDS		RPI 51-100		RPI 101-150		RPI 150+							
21-20-0		0-3-0		0-3-0		OVERALL		2-1-0		7-2-0		13-11-0							
6-7-0		0-0-0		0-3-0		HOME		0-1-0		6-1-0		0-2-0							
12-12-0		0-3-0		0-0-0		AWAY		2-0-0		1-1-0		10-8-0							
3-1-0		0-0-0		0-0-0		NEUTRAL		0-0-0		0-0-0		3-1-0							
13-13-0		0-3-0		0-0-0		NON-CONFERENCE		2-1-0		4-2-0		8-7-0							
3-4-0		0-0-0		0-0-0		HOME		0-1-0		3-1-0		0-2-0							
8-8-0		0-3-0		0-0-		AWAY		2-0-0		1-1-0		5-4-0							
3-1-0		0-0-0		0-0-0		NEUTRAL		0-0-0		0-0-0		3-1-0							
8-7-0		0-0-0		0-3-0		CONFERENCE		0-0-0		3-0-0		5-4-0							
3-3-0		0-0-0		0-3-0		HOME		0-0-0		3-0-0		0-0-0							
5-4-0		0-0-0		0-0-0		AWAY		0-0-0		0-0-0		5-4-0							
0-0-0		0-0-0		0-0-0		NEUTRAL		0-0-0		0-0-0		0-0-0							
RPI	S	Opponent		Score		RPI	S	Opponent		Score		RPI	S	Opponent		Score			
7	A	Florida St.		2	9	46	H	Campbell		1	7	99	A	Furman		10	8		
7	A	Florida St.		4	10	46	H	Campbell		1	3	99	A	Furman		6	2		
13	A	Clemson		4	5	46	H	Campbell		3	14	99	H	Furman		3	8		
														103	H	Connecticut	2	13	
														103	H	Connecticut	6	4	
														103	H	Connecticut	5	4	
														132	H	High Point	4	1	
														132	H	High Point	7	2	
														132	H	High Point	7	6	
														144	A	Charlotte	8	3	
														144	H	Charlotte	6	5	
														146	A	Georgia	1	10	
														177	A	Charleston So.	2	5	
														177	A	Charleston So.	8	4	
														177	A	Charleston So.	0	1	
														189	A	Savannah St.	4	8	
														189	A	Savannah St.	1	3	
														189	A	Savannah St.	0	1	
														189	A	Savannah St.	17	3	
														194	A	UNC Asheville	5	4	
														194	A	UNC Asheville	5	4	
														194	A	UNC Asheville	2	4	
														209	A	Winthrop	1	3	
														209	A	Winthrop	9	3	
														209	A	Winthrop	4	3	
														210	A	Wofford	3	1	
														210	H	Wofford	6	8	
														210	N	Wofford	4	3	
														214	A	USC Upstate	2	5	
														214	H	USC Upstate	7	13	
LAST 10 GAMES																			
144	A	Charlotte		8	3	194	A	UNC Asheville		5	4	210	A	Wofford		3	1		
177	A	Charleston So.		2	5	194	A	UNC Asheville		2	4	210	H	Wofford		6	8		
177	A	Charleston So.		8	4	194	A	UNC Asheville		5	4	210	N	Wofford		4	3		
177	A	Charleston So.		0	1	13	A	Clemson		4	5	214	A	USC Upstate		2	5		
146	A	Georgia		1	10	46	H	Campbell		1	3	214	H	USC Upstate		7	13		

Non-Div. I Games:

Presbyterian

RPI	S	Opponent	Score	
227	A	N.C. Central	3	2
227	A	N.C. Central	5	0
227	A	N.C. Central	5	3
271	N	NJIT	2	1
271	N	NJIT	3	2
271	N	NJIT	0	1

Presbyterian

P
r
e
s
b
y
t
e
r
i
a
n

P
r
e
s
b
y
t
e
r
i
a
n

Average RPI Win:		238	WON-LOST RECORD		WINNING PCT. RANK		LAST 10 GAMES		STRENGTH OF SCHEDULE		OPP. STRENGTH OF SCHEDULE		TEAM RPI		ADJ RPI		CONF. RPI		ADJ CONF. RPI	
DIV. I ONLY			25-12-1		.67105	46	7-3-0		261		212		109		.52096	109	26		26	
DIV. I NON-CONF.			12-9-1		.56818	102	2-0-0		151		130		65		.54353	65	27		27	
TOTALS		RPI 1-25		RPI 26-50		W-L RECORDS		RPI 51-100		RPI 101-150		RPI 150+								
25-12-1		0-4-0		1-2-0		OVERALL		0-1-0		1-0-0		23-5-1								
13-0-0		0-0-0		0-0-0		HOME		0-0-0		1-0-0		12-0-0								
12-12-1		0-4-0		1-2-0		AWAY		0-1-0		0-0-0		11-5-1								
0-0-0		0-0-0		0-0-0		NEUTRAL		0-0-0		0-0-0		0-0-0								
12-9-1		0-4-0		1-2-0		NON-CONFERENCE		0-1-0		1-0-0		10-2-1								
5-0-0		0-0-0		0-0-0		HOME		0-0-0		1-0-0		4-0-0								
7-9-1		0-4-0		1-0-		AWAY		0-1-0		0-0-0		6-2-1								
0-0-0		0-0-0		0-0-0		NEUTRAL		0-0-0		0-0-0		0-0-0								
13-3-0		0-0-0		0-0-0		CONFERENCE		0-0-0		0-0-0		13-3-0								
8-0-0		0-0-0		0-0-0		HOME		0-0-0		0-0-0		8-0-0								
5-3-0		0-0-0		0-0-0		AWAY		0-0-0		0-0-0		5-3-0								
0-0-0		0-0-0		0-0-0		NEUTRAL		0-0-0		0-0-0		0-0-0								
RPI	S	Opponent		Score		RPI	S	Opponent		Score		RPI	S	Opponent		Score				
5	A	Oregon St.		1	2	38	A	Ohio St.		1	4	90	A	Xavier		0	1			
5	A	Oregon St.		0	14	38	A	Ohio St.		4	6			141 H Rhode Island		8	1			
5	A	Oregon St.		1	3	38	A	Ohio St.		3	2			172 A Sacred Heart		2	3			
5	A	Oregon St.		2	7									172 A Sacred Heart		1	4			
														172 A Sacred Heart		7	2			
														172 A Sacred Heart		2	4			
														184 H Boston College		13	2			
														200 H Siena		3	2			
														200 H Siena		10	5			
														200 H Siena		11	9			
														216 A Houston Baptist		4	4			
														216 A Houston Baptist		4	5			
														216 A Houston Baptist		2	3			
														226 A Wright St.		12	0			
														226 A Wright St.		7	0			
														240 H Quinnipiac		10	5			
														240 H Quinnipiac		3	2			
														240 H Quinnipiac		4	0			
														240 H Quinnipiac		4	3			
														247 A Stony Brook		10	0			
														265 A Brown		11	4			
														278 A Dayton		3	2			
														278 A Dayton		3	1			
														289 A Fairleigh Dickinson		9	1			
														289 A Fairleigh Dickinson		7	1			
														289 A Fairleigh Dickinson		12	3			
														289 A Fairleigh Dickinson		8	4			
														294 H Mt. St. Mary's		5	2			
LAST 10 GAMES																				

Non-Div. I Games:

Bryant

RPI	S	Opponent	Score	
294	H	Mt. St. Mary's	7	3
294	H	Mt. St. Mary's	6	0
294	H	Mt. St. Mary's	8	1

Bryant

B
r
y
a
n
t

B
r
y
a
n
t

Average RPI Win: 143		WON-LOST	WINNING	LAST 10	STRENGTH OF		OPP. STRENGTH	TEAM	ADJ	CONF.	ADJ CONF.			
Average RPI Loss: 89		RECORD	PCT. RANK	GAMES	SCHEDULE		OF SCHEDULE	RPI	RPI	RPI	RPI			
DIV. I ONLY		19-18-0	.51351	143	3-7-0		77	97	110	.52051	110	3	3	
DIV. I NON-CONF.		13-9-0	.59091	93	0-1-0		127	180	110	.51803	110	3	3	
TOTALS		RPI 1-25	RPI 26-50		W-L RECORDS		RPI 51-100		RPI 101-150		RPI 150+			
19-18-0		2-1-0	0-0-0		OVERALL		7-12-0		2-5-0		8-0-0			
13-7-0		0-0-0	0-0-0		HOME		5-7-0		0-0-0		8-0-0			
6-11-0		2-1-0	0-0-0		AWAY		2-5-0		2-5-0		0-0-0			
0-0-0		0-0-0	0-0-0		NEUTRAL		0-0-0		0-0-0		0-0-0			
13-9-0		0-0-0	0-0-0		NON-CONFERENCE		4-6-0		1-3-0		8-0-0			
11-3-0		0-0-0	0-0-0		HOME		3-3-0		0-0-0		8-0-0			
2-6-0		0-0-0	0-0-		AWAY		1-3-0		1-3-0		0-0-0			
0-0-0		0-0-0	0-0-0		NEUTRAL		0-0-0		0-0-0		0-0-0			
6-9-0		2-1-0	0-0-0		CONFERENCE		3-6-0		1-2-0		0-0-0			
2-4-0		0-0-0	0-0-0		HOME		2-4-0		0-0-0		0-0-0			
4-5-0		2-1-0	0-0-0		AWAY		1-2-0		1-2-0		0-0-0			
0-0-0		0-0-0	0-0-0		NEUTRAL		0-0-0		0-0-0		0-0-0			
RPI	S	Opponent	Score		RPI	S	Opponent	Score		RPI	S	Opponent	Score	
20	A	Arizona St.	15	4						121	A	Utah	1	2
20	A	Arizona St.	11	8						121	A	Utah	4	7
20	A	Arizona St.	1	4						121	A	Utah	5	0
										148	A	UTSA	3	4
										148	A	UTSA	10	13
										148	A	UTSA	3	12
										148	A	UTSA	6	3
										185	H	Eastern Mich.	12	2
										185	H	Eastern Mich.	1	0
										185	H	Eastern Mich.	8	4
										185	H	Eastern Mich.	13	10
										265	H	Brown	8	2
										265	H	Brown	14	0
										265	H	Brown	20	1
										265	H	Brown	3	1
LAST 10 GAMES														
					87	A	California	1	2	64	H	Arizona	5	6
					87	A	California	7	6	64	H	Arizona	9	5
					87	A	California	2	4	121	A	Utah	5	0
					52	A	Gonzaga	3	4	121	A	Utah	1	2
					64	H	Arizona	3	7	121	A	Utah	4	7

Non-Div. I Games:

Washington St.

Average RPI Win: 149		WON-LOST	WINNING	LAST 10	STRENGTH OF		OPP. STRENGTH	TEAM	ADJ	CONF.	ADJ CONF.
Average RPI Loss: 99		RECORD	PCT. RANK	GAMES	SCHEDULE		OF SCHEDULE	RPI	RPI	RPI	RPI
DIV. I ONLY		21-19-0	.525	131	2-8-0		99	62	111	.52048	111
DIV. I NON-CONF.		11-8-0	.57895	97	1-2-0		43	7	56	.54639	56
TOTALS		RPI 1-25	RPI 26-50		W-L RECORDS		RPI 51-100		RPI 101-150		RPI 150+
21-19-0		4-4-0	0-0-0		OVERALL		3-9-0		2-3-0		12-3-0
12-10-0		1-4-0	0-0-0		HOME		2-4-0		2-2-0		7-0-0
9-9-0		3-0-0	0-0-0		AWAY		1-5-0		0-1-0		5-3-0
0-0-0		0-0-0	0-0-0		NEUTRAL		0-0-0		0-0-0		0-0-0
11-8-0		4-4-0	0-0-0		NON-CONFERENCE		2-1-0		2-3-0		3-0-0
6-7-0		1-4-0	0-0-0		HOME		2-1-0		2-2-0		1-0-0
5-1-0		3-0-0	0-0-		AWAY		0-0-0		0-1-0		2-0-0
0-0-0		0-0-0	0-0-0		NEUTRAL		0-0-0		0-0-0		0-0-0
10-11-0		0-0-0	0-0-0		CONFERENCE		1-8-0		0-0-0		9-3-0
6-3-0		0-0-0	0-0-0		HOME		0-3-0		0-0-0		6-0-0
4-8-0		0-0-0	0-0-0		AWAY		1-5-0		0-0-0		3-3-0
0-0-0		0-0-0	0-0-0		NEUTRAL		0-0-0		0-0-0		0-0-0
RPI S	Opponent	Score	RPI S	Opponent	Score	RPI S	Opponent	Score	RPI S	Opponent	Score
14 H	Indiana	12 7				69 H	Citadel	0 1	145 A	Kennesaw St.	0 5
14 H	Indiana	5 11				69 H	Citadel	0 11	145 H	Kennesaw St.	3 8
18 A	Florida	8 7				69 H	Citadel	2 8	146 H	Georgia	5 6
21 A	Mercer	10 8				86 A	Western Caro.	8 9	146 H	Georgia	3 2
21 H	Mercer	3 5				86 A	Western Caro.	3 9	146 H	Georgia	11 2
22 A	Georgia Tech	5 4				86 A	Western Caro.	4 7	171 A	Samford	6 3
22 H	Georgia Tech	8 14				90 H	Xavier	4 11	171 A	Samford	18 14
22 H	Georgia Tech	4 11				90 H	Xavier	9 3	171 A	Samford	2 6
						90 H	Xavier	7 5	177 A	Charleston So.	3 2
						92 A	Appalachian St.	0 2	198 A	Jacksonville	8 4
						92 A	Appalachian St.	5 9	198 H	Jacksonville	11 4
						92 A	Appalachian St.	8 7	210 H	Wofford	7 5
									210 H	Wofford	7 2
									210 H	Wofford	3 0
									225 A	UNC Greensboro	8 4
									225 A	UNC Greensboro	4 5
									225 A	UNC Greensboro	6 10
									238 H	Davidson	9 4
									238 H	Davidson	3 2
									238 H	Davidson	6 4
			LAST 10 GAMES								
			86 A	Western Caro.	4 7	69 H	Citadel	2 8			
			86 A	Western Caro.	8 9	69 H	Citadel	0 1			
			86 A	Western Caro.	3 9	69 H	Citadel	0 11			
			145 H	Kennesaw St.	3 8	177 A	Charleston So.	3 2			
			21 H	Mercer	3 5	92 A	Appalachian St.	8 7			

Non-Div. I Games:

Ga. Southern

Average RPI Win:	201	WON-LOST	WINNING	LAST 10	STRENGTH OF	OPP. STRENGTH	TEAM	ADJ	CONF.	ADJ CONF.	
Average RPI Loss:	102	RECORD	PCT. RANK	GAMES	SCHEDULE	OF SCHEDULE	RPI	RPI	RPI	RPI	
DIV. I ONLY	22-17-0	.5641	98	6-4-0	142	168	112	.51996	112	19	19
DIV. I NON-CONF.	8-13-0	.38095	211	1-3-0	80	107	159	.49338	159	22	22
<hr/>											
TOTALS	RPI 1-25	RPI 26-50		W-L RECORDS		RPI 51-100		RPI 101-150		RPI 150+	
22-17-0	1-5-0	0-1-0		OVERALL		1-3-0		2-4-0		18-5-0	
12-6-0	0-2-0	0-0-0		HOME		0-1-0		2-1-0		10-2-0	
9-11-0	1-3-0	0-1-0		AWAY		1-2-0		0-3-0		7-3-0	
1-0-0	0-0-0	0-0-0		NEUTRAL		0-0-0		0-0-0		1-0-0	
<hr/>											
8-13-0	0-3-0	0-1-0		NON-CONFERENCE		1-3-0		0-3-0		7-4-0	
4-5-0	0-2-0	0-0-0		HOME		0-1-0		0-0-0		4-2-0	
3-9-0	0-1-0	0-0-		AWAY		1-2-0		0-3-0		2-2-0	
1-0-0	0-0-0	0-0-0		NEUTRAL		0-0-0		0-0-0		1-0-0	
<hr/>											
14-4-0	1-2-0	0-0-0		CONFERENCE		0-0-0		2-1-0		11-1-0	
8-1-0	0-0-0	0-0-0		HOME		0-0-0		2-1-0		6-0-0	
6-3-0	1-2-0	0-0-0		AWAY		0-0-0		0-0-0		5-1-0	
0-0-0	0-0-0	0-0-0		NEUTRAL		0-0-0		0-0-0		0-0-0	
<hr/>											
RPI S	Opponent	Score		RPI S	Opponent	Score		RPI S	Opponent	Score	
17 A	South Ala.	6	9	33 A	Alabama	5	6	57 A	Troy	4	8
17 H	South Ala.	3	8					57 H	Troy	5	13
17 H	South Ala.	1	3					62 A	North Florida	3	7
25 A	Austin Peay	19	9					62 A	North Florida	5	2
25 A	Austin Peay	4	5					145 A	Kennesaw St.	3	9
25 A	Austin Peay	1	10					145 A	Kennesaw St.	6	11
								145 A	Kennesaw St.	1	2
								160 H	Southern Ill.	4	12
								160 H	Southern Ill.	5	4
								160 H	Southern Ill.	6	12
								171 A	Samford	2	12
								171 H	Samford	12	11
								177 N	Charleston So.	7	4
								182 H	Eastern Ill.	3	2
								182 H	Eastern Ill.	2	1
								182 H	Eastern Ill.	5	2
								188 A	UAB	2	8
								188 A	UAB	7	4
								188 H	UAB	8	2
								188 H	UAB	7	0
								254 A	Alabama St.	1	0
								272 A	Murray St.	14	11
								272 A	Murray St.	10	7
								272 A	Murray St.	7	6
								273 H	SIU Edwardsville	2	1
								273 H	SIU Edwardsville	11	0
								273 H	SIU Edwardsville	7	6
								283 A	UT Martin	3	5
<hr/>											
LAST 10 GAMES											
17 A	South Ala.	6	9	272 A	Murray St.	7	6	272 A	Murray St.	7	6
127 H	Tennessee Tech	0	4	272 A	Murray St.	14	11	273 H	SIU Edwardsville	2	1
127 H	Tennessee Tech	7	5	188 H	UAB	8	2	273 H	SIU Edwardsville	11	0
127 H	Tennessee Tech	6	5	57 A	Troy	4	8	273 H	SIU Edwardsville	7	6
272 A	Murray St.	10	7	188 A	UAB	2	8	283 A	UT Martin	3	5

Non-Div. I Games:

Jacksonville St.

RPI	S	Opponent	Score	
283	A	UT Martin	10	5
283	A	UT Martin	20	2

Jacksonville St.

J
a
c
k
s
o
n
v
i
l
l
e
s
t
.

J
a
c
k
s
o
n
v
i
l
l
e
s
t
.

RPI	S	Opponent	Score	
272	H	Murray St.	5	0
283	A	UT Martin	18	4

Memphis

M
e
m
p
h
i
s

M
e
m
p
h
i
s

Average RPI Win: 107		WON-LOST RECORD		WINNING PCT. RANK		LAST 10 GAMES		STRENGTH OF SCHEDULE		OPP. STRENGTH OF SCHEDULE		TEAM RPI		ADJ RPI		CONF. RPI		ADJ CONF. RPI	
DIV. I ONLY		11-26-0		.2973 266		3-7-0		5		56		115		.51818 114		3		3	
DIV. I NON-CONF.		6-16-0		.27273 257		0-4-0		21		151		153		.49662 153		3		3	
TOTALS		RPI 1-25		RPI 26-50		W-L RECORDS		RPI 51-100		RPI 101-150		RPI 150+							
11-26-0		2-10-0		1-2-0		OVERALL		5-9-0		0-0-0		3-5-0							
6-6-0		2-1-0		1-2-0		HOME		2-1-0		0-0-0		1-2-0							
5-20-0		0-9-0		0-0-0		AWAY		3-8-0		0-0-0		2-3-0							
0-0-0		0-0-0		0-0-0		NEUTRAL		0-0-0		0-0-0		0-0-0							
6-16-0		0-3-0		1-2-0		NON-CONFERENCE		2-6-0		0-0-0		3-5-0							
2-4-0		0-0-0		1-2-0		HOME		0-0-0		0-0-0		1-2-0							
4-12-0		0-3-0		0-0-		AWAY		2-6-0		0-0-0		2-3-0							
0-0-0		0-0-0		0-0-0		NEUTRAL		0-0-0		0-0-0		0-0-0							
5-10-0		2-7-0		0-0-0		CONFERENCE		3-3-0		0-0-0		0-0-0							
4-2-0		2-1-0		0-0-0		HOME		2-1-0		0-0-0		0-0-0							
1-8-0		0-6-0		0-0-0		AWAY		1-2-0		0-0-0		0-0-0							
0-0-0		0-0-0		0-0-0		NEUTRAL		0-0-0		0-0-0		0-0-0							
RPI	S	Opponent		Score		RPI	S	Opponent		Score		RPI	S	Opponent		Score			
2	A	LSU		4	8	41	H	Cal Poly		2	1	68	A	Lamar		1	3		
2	A	LSU		4	9	41	H	Cal Poly		1	5	68	A	Lamar		8	2		
2	A	LSU		5	7	41	H	Cal Poly		3	5	68	A	Lamar		1	6		
5	H	Oregon St.		0	8							68	A	Lamar		3	6		
5	H	Oregon St.		5	1							82	A	Stanford		2	12		
5	H	Oregon St.		10	3							82	A	Stanford		5	7		
9	A	Oregon		0	1							82	A	Stanford		11	3		
9	A	Oregon		0	6							83	A	Pepperdine		1	4		
9	A	Oregon		3	5							83	A	Pepperdine		0	1		
16	A	UCLA		0	5							83	A	Pepperdine		6	2		
16	A	UCLA		2	3							94	A	Cal St. Northridge		7	8		
16	A	UCLA		0	3							98	H	Southern California		3	1		
												98	H	Southern California		4	5		
												98	H	Southern California		8	3		
LAST 10 GAMES																			
						5	H	Oregon St.		0	8	82	A	Stanford		11	3		
						5	H	Oregon St.		10	3	82	A	Stanford		5	7		
						5	H	Oregon St.		5	1	94	A	Cal St. Northridge		7	8		
						257	H	Seattle		4	10	83	A	Pepperdine		1	4		
						82	A	Stanford		2	12	83	A	Pepperdine		0	1		

Non-Div. I Games:

Washington

Average RPI Win: 130		WON-LOST RECORD	WINNING PCT. RANK	LAST 10 GAMES	STRENGTH OF SCHEDULE	OPP. STRENGTH OF SCHEDULE	TEAM RPI	ADJ RPI	CONF. RPI	ADJ CONF. RPI					
Average RPI Loss: 55															
DIV. I ONLY		12-22-0	.35294	238	4-6-0	10	25	116	.51786	115	2	2			
DIV. I NON-CONF.		7-9-0	.4375	184	1-0-0	51	196	145	.50287	145	2	2			
<hr/>															
TOTALS		RPI 1-25	RPI 26-50		W-L RECORDS		RPI 51-100		RPI 101-150		RPI 150+				
12-22-0		2-10-0	0-1-0		OVERALL		3-6-0		3-5-0		4-0-0				
8-9-0		2-7-0	0-0-0		HOME		1-1-0		1-1-0		4-0-0				
4-12-0		0-3-0	0-0-0		AWAY		2-5-0		2-4-0		0-0-0				
0-1-0		0-0-0	0-1-0		NEUTRAL		0-0-0		0-0-0		0-0-0				
7-9-0		0-0-0	0-1-0		NON-CONFERENCE		2-4-0		1-4-0		4-0-0				
6-2-0		0-0-0	0-0-0		HOME		1-1-0		1-1-0		4-0-0				
1-6-0		0-0-0	0-0-		AWAY		1-3-0		0-3-0		0-0-0				
0-1-0		0-0-0	0-1-0		NEUTRAL		0-0-0		0-0-0		0-0-0				
5-13-0		2-10-0	0-0-0		CONFERENCE		1-2-0		2-1-0		0-0-0				
2-7-0		2-7-0	0-0-0		HOME		0-0-0		0-0-0		0-0-0				
3-6-0		0-3-0	0-0-0		AWAY		1-2-0		2-1-0		0-0-0				
0-0-0		0-0-0	0-0-0		NEUTRAL		0-0-0		0-0-0		0-0-0				
RPI	S	Opponent	Score	RPI	S	Opponent	Score	RPI	S	Opponent	Score	RPI	S	Opponent	Score
2	H	LSU	5 6	48	N	Illinois	2 6	75	A	Tennessee	14 6	113	A	Memphis	0 6
2	H	LSU	0 8					75	A	Tennessee	0 4	113	A	Memphis	3 5
2	H	LSU	0 2					75	A	Tennessee	6 7	113	A	Memphis	2 8
4	A	Vanderbilt	1 12					77	A	Southern Miss.	3 5	124	H	Arkansas St.	3 10
4	A	Vanderbilt	4 16					77	A	Southern Miss.	1 6	124	H	Arkansas St.	5 1
4	A	Vanderbilt	5 11					77	A	Southern Miss.	2 5	146	A	Georgia	5 6
11	H	South Carolina	4 0					84	A	Missouri St.	5 4	146	A	Georgia	8 5
11	H	South Carolina	0 2					91	H	San Francisco	6 2	146	A	Georgia	4 0
11	H	South Carolina	1 4					91	H	San Francisco	3 8	185	H	Eastern Mich.	7 1
18	H	Florida	8 2									185	H	Eastern Mich.	1 0
18	H	Florida	3 4									233	H	Neb. Omaha	11 4
18	H	Florida	6 8									263	H	Jackson St.	9 3
<hr/>															
LAST 10 GAMES															
18	H	Florida	8 2	4	A	Vanderbilt	5 11								
18	H	Florida	3 4	84	A	Missouri St.	5 4								
18	H	Florida	6 8	146	A	Georgia	8 5								
4	A	Vanderbilt	4 16	146	A	Georgia	5 6								
4	A	Vanderbilt	1 12	146	A	Georgia	4 0								

Non-Div. I Games: Truman 14 4

Missouri

Average RPI Win:	199	WON-LOST RECORD	WINNING PCT. RANK	LAST 10 GAMES	STRENGTH OF SCHEDULE	OPP. STRENGTH OF SCHEDULE	TEAM RPI	ADJ RPI	CONF. RPI	ADJ CONF. RPI					
DIV. I ONLY		27-11-0	.71053	25	5-5-0	247	158	117	.51771	116	19	19			
DIV. I NON-CONF.		13-7-0	.65	73	0-2-0	218	68	123	.51253	123	22	22			
<hr/>															
TOTALS	RPI 1-25	RPI 26-50		W-L RECORDS		RPI 51-100		RPI 101-150		RPI 150+					
27-11-0	1-3-0	0-0-0		OVERALL		3-1-0		5-2-0		18-5-0					
18-5-0	0-1-0	0-0-0		HOME		2-0-0		3-1-0		13-3-0					
9-6-0	1-2-0	0-0-0		AWAY		1-1-0		2-1-0		5-2-0					
0-0-0	0-0-0	0-0-0		NEUTRAL		0-0-0		0-0-0		0-0-0					
13-7-0	0-1-0	0-0-0		NON-CONFERENCE		3-1-0		5-2-0		5-3-0					
10-4-0	0-1-0	0-0-0		HOME		2-0-0		3-1-0		5-2-0					
3-3-0	0-0-0	0-0-		AWAY		1-1-0		2-1-0		0-1-0					
0-0-0	0-0-0	0-0-0		NEUTRAL		0-0-0		0-0-0		0-0-0					
14-4-0	1-2-0	0-0-0		CONFERENCE		0-0-0		0-0-0		13-2-0					
8-1-0	0-0-0	0-0-0		HOME		0-0-0		0-0-0		8-1-0					
6-3-0	1-2-0	0-0-0		AWAY		0-0-0		0-0-0		5-1-0					
0-0-0	0-0-0	0-0-0		NEUTRAL		0-0-0		0-0-0		0-0-0					
RPI	S	Opponent	Score		RPI	S	Opponent	Score		RPI	S	Opponent	Score		
4	H	Vanderbilt	3	9						102	H	Illinois St.	5	3	
25	A	Austin Peay	3	5						102	H	Illinois St.	3	14	
25	A	Austin Peay	6	10						102	H	Illinois St.	6	5	
25	A	Austin Peay	5	2						146	A	Georgia	1	2	
										146	A	Georgia	11	10	
										146	A	Georgia	5	4	
										147	H	Buffalo	9	2	
										203	H	Bradley	3	4	
										207	A	Lipscomb	3	5	
										211	H	Northern Ill.	2	8	
										211	H	Northern Ill.	4	3	
										222	H	Valparaiso	4	3	
										222	H	Valparaiso	7	3	
										228	H	Evansville	3	1	
										231	H	Southeast Mo. St.	11	6	
										231	H	Southeast Mo. St.	0	1	
										231	H	Southeast Mo. St.	6	2	
										234	A	Eastern Ky.	1	0	
										234	A	Eastern Ky.	13	6	
										234	A	Eastern Ky.	14	1	
										253	H	Morehead St.	2	0	
										253	H	Morehead St.	7	4	
										253	H	Morehead St.	2	1	
										273	H	SIU Edwardsville	5	3	
										273	H	SIU Edwardsville	7	4	
										207	A	Lipscomb	3	5	
										283	A	UT Martin	11	2	
										283	A	UT Martin	8	9	
										283	A	UT Martin	11	2	
LAST 10 GAMES															
25	A	Austin Peay	6	10	273	H	SIU Edwardsville	5	3	253	H	Morehead St.	2	1	
25	A	Austin Peay	3	5	273	H	SIU Edwardsville	7	4	273	H	SIU Edwardsville	5	3	
25	A	Austin Peay	5	2	207	A	Lipscomb	3	5	273	H	SIU Edwardsville	25	7	
53	A	Middle Tenn.	9	12	283	A	UT Martin	11	2	273	H	SIU Edwardsville	7	4	
273	H	SIU Edwardsville	25	7	283	A	UT Martin	8	9	283	A	UT Martin	11	2	

Non-Div. I Games:

Belmont

RPI	S	Opponent	Score	
283	A	UT Martin	8	9
283	A	UT Martin	4	0
290	H	Ohio	5	1

Belmont

B
e
l
m
o
n
t

B
e
l
m
o
n
t

Average RPI Win:	157	WON-LOST RECORD	WINNING PCT. RANK	LAST 10 GAMES	STRENGTH OF SCHEDULE	OPP. STRENGTH OF SCHEDULE	TEAM RPI	ADJ RPI	CONF. RPI	ADJ CONF. RPI			
DIV. I ONLY		21-17-0	.55263	108	6-3-0	133	112	118	.51766	117	18	18	
DIV. I NON-CONF.		13-10-0	.56522	103	1-0-0	194	89	148	.50167	148	20	20	
<hr/>													
TOTALS	RPI 1-25	RPI 26-50		W-L RECORDS		RPI 51-100		RPI 101-150		RPI 150+			
21-17-0	0-0-0	0-0-0		OVERALL		5-8-0		5-5-0		12-4-0			
12-8-0	0-0-0	0-0-0		HOME		3-4-0		2-2-0		8-2-0			
9-9-0	0-0-0	0-0-0		AWAY		2-4-0		3-3-0		4-2-0			
0-0-0	0-0-0	0-0-0		NEUTRAL		0-0-0		0-0-0		0-0-0			
13-10-0	0-0-0	0-0-0		NON-CONFERENCE		4-6-0		2-2-0		8-2-0			
9-6-0	0-0-0	0-0-0		HOME		2-2-0		2-2-0		5-2-0			
5-4-0	0-0-0	0-0-		AWAY		2-4-0		0-0-0		3-0-0			
0-0-0	0-0-0	0-0-0		NEUTRAL		0-0-0		0-0-0		0-0-0			
8-7-0	0-0-0	0-0-0		CONFERENCE		1-2-0		3-3-0		4-2-0			
4-2-0	0-0-0	0-0-0		HOME		1-2-0		0-0-0		3-0-0			
4-5-0	0-0-0	0-0-0		AWAY		0-0-0		3-3-0		1-2-0			
0-0-0	0-0-0	0-0-0		NEUTRAL		0-0-0		0-0-0		0-0-0			
RPI	S	Opponent	Score	RPI	S	Opponent	Score	RPI	S	Opponent	Score		
						54 A	Texas	5	3	122 H	UC Riverside	1	2
						54 A	Texas	5	6	122 H	UC Riverside	4	3
						54 A	Texas	3	6	122 H	UC Riverside	6	7
						58 H	CSU Bakersfield	3	6	122 H	UC Riverside	7	4
						58 H	CSU Bakersfield	2	4	148 A	UTSA	5	8
						58 H	CSU Bakersfield	5	0	148 A	UTSA	12	1
						91 H	San Francisco	4	8	148 A	UTSA	2	7
						94 H	Cal St. Northridge	9	6	149 A	New Mexico St.	4	5
						94 H	Cal St. Northridge	4	3	149 A	New Mexico St.	16	4
						94 H	Cal St. Northridge	3	5	149 A	New Mexico St.	6	4
						97 A	UC Santa Barbara	13	7	156 A	Dallas Baptist	0	10
						97 A	UC Santa Barbara	4	5	156 A	Dallas Baptist	3	6
						97 A	UC Santa Barbara	0	5	156 A	Dallas Baptist	11	7
										174 H	Texas St.	1	0
										174 H	Texas St.	3	2
										174 H	Texas St.	7	5
										175 H	Nevada	4	1
										181 H	Utah Valley	10	3
										181 H	Utah Valley	1	0
										181 H	Utah Valley	4	6
										187 A	UC Davis	14	0
										187 H	UC Davis	6	4
										250 H	Fresno St.	2	3
										261 A	St. Mary's (CA)	9	7
										261 A	St. Mary's (CA)	10	0
										261 H	St. Mary's (CA)	3	0
				LAST 10 GAMES									
				261 H		St. Mary's (CA)	3	0	149 A		New Mexico St.	16	4
				148 A		UTSA	5	8	149 A		New Mexico St.	4	5
				148 A		UTSA	12	1	174 H		Texas St.	1	0
				148 A		UTSA	2	7	174 H		Texas St.	7	5
				149 A		New Mexico St.	6	4	174 H		Texas St.	3	2

Non-Div. I Games: Simpson (CA) 7 0

Sacramento St.

R
i
d
e
r

Rider

Average RPI Win: 156		WON-LOST	WINNING	LAST 10	STRENGTH OF	OPP. STRENGTH	TEAM	ADJ	CONF.	ADJ CONF.		
Average RPI Loss: 131		RECORD	PCT. RANK	GAMES	SCHEDULE	OF SCHEDULE	RPI	RPI	RPI	RPI		
DIV. I ONLY		22-16-0	.57895	89	5-5-0	165	85	120	.51653	119	14	14
DIV. I NON-CONF.		13-10-0	.56522	103	2-1-0	249	100	157	.49407	157	14	14
TOTALS		RPI 1-25	RPI 26-50		W-L RECORDS	RPI 51-100		RPI 101-150		RPI 150+		
22-16-0	1-1-0		4-2-0		OVERALL	0-0-0		8-9-0		10-4-0		
10-8-0	0-0-0		0-0-0		HOME	0-0-0		4-6-0		7-2-0		
12-5-0	1-1-0		4-2-0		AWAY	0-0-0		4-0-0		3-2-0		
0-3-0	0-0-0		0-0-0		NEUTRAL	0-0-0		0-3-0		0-0-0		
13-10-0	1-1-0		0-0-0		NON-CONFERENCE	0-0-0		6-5-0		7-4-0		
6-4-0	0-0-0		0-0-0		HOME	0-0-0		2-2-0		4-2-0		
8-3-0	1-1-0		0-0-0		AWAY	0-0-0		4-0-0		3-2-0		
0-3-0	0-0-0		0-0-0		NEUTRAL	0-0-0		0-3-0		0-0-0		
9-6-0	0-0-0		4-2-0		CONFERENCE	0-0-0		2-4-0		3-0-0		
5-4-0	0-0-0		0-0-0		HOME	0-0-0		2-4-0		3-0-0		
4-2-0	0-0-0		4-2-0		AWAY	0-0-0		0-0-0		0-0-0		
0-0-0	0-0-0		0-0-0		NEUTRAL	0-0-0		0-0-0		0-0-0		
RPI S	Opponent	Score	RPI S	Opponent	Score	RPI S	Opponent	Score	RPI S	Opponent	Score	
3 A	Virginia	9 8	43 A	Coastal Caro.	4 3				118 N	Rider	0 13	
15 A	Virginia Tech	10 14	43 A	Coastal Caro.	0 1				118 N	Rider	3 5	
			43 A	Coastal Caro.	5 2				118 N	Rider	7 15	
			46 A	Campbell	3 2				131 A	East Tenn. St.	4 2	
			46 A	Campbell	3 11				131 H	East Tenn. St.	14 10	
			46 A	Campbell	5 2				132 H	High Point	6 10	
									132 H	High Point	3 8	
									132 H	High Point	5 11	
									140 H	St. John's (NY)	9 12	
									140 H	St. John's (NY)	3 4	
									140 H	St. John's (NY)	5 4	
									143 H	VMI	4 3	
									143 H	VMI	8 4	
									143 H	VMI	4 10	
									145 A	Kennesaw St.	5 3	
									145 A	Kennesaw St.	3 2	
									145 A	Kennesaw St.	4 2	
									163 H	James Madison	6 8	
									198 A	Jacksonville	11 5	
									198 A	Jacksonville	1 2	
									198 A	Jacksonville	7 4	
									206 H	Marshall	4 5	
									206 H	Marshall	8 3	
									206 H	Marshall	5 0	
									209 H	Winthrop	7 5	
									209 H	Winthrop	6 5	
									209 H	Winthrop	11 7	
LAST 10 GAMES			131 H	East Tenn. St.	14 10	132 H	High Point	3 8	206 H	Marshall	8 3	
			43 A	Coastal Caro.	5 2	132 H	High Point	6 10	206 H	Marshall	5 0	
			43 A	Coastal Caro.	4 3	132 H	High Point	5 11	209 H	Winthrop	7 5	
			43 A	Coastal Caro.	0 1	3 A	Virginia	9 8	209 H	Winthrop	6 5	
			163 H	James Madison	6 8	209 H	Winthrop	7 5	209 H	Winthrop	11 7	

Non-Div. I Games:

Radford

RPI	S	Opponent	Score	
246	A	George Mason	4	5
258	A	N.C. A&T	13	3
292	H	Iona	10	1
292	H	Iona	12	1

Radford

R
a
d
f
o
r
d

R
a
d
f
o
r
d

Average RPI Win:	157	WON-LOST RECORD	WINNING PCT. RANK	LAST 10 GAMES	STRENGTH OF SCHEDULE	OPP. STRENGTH OF SCHEDULE	TEAM RPI	ADJ RPI	CONF. RPI	ADJ CONF. RPI		
Average RPI Loss:	84											
DIV. I ONLY		16-19-0	.45714	190	3-7-0	113	53	121	.51609	121	3	3
DIV. I NON-CONF.		11-6-0	.64706	74	1-1-0	220	147	64	.54374	64	3	3
<hr/>												
TOTALS	RPI 1-25	RPI 26-50		W-L RECORDS		RPI 51-100		RPI 101-150		RPI 150+		
16-19-0	0-3-0	1-2-0		OVERALL		4-11-0		2-2-0		9-2-0		
5-6-0	0-0-0	0-0-0		HOME		2-5-0		2-1-0		1-0-0		
10-12-0	0-3-0	1-2-0		AWAY		2-6-0		0-0-0		7-2-0		
1-1-0	0-0-0	0-0-0		NEUTRAL		0-0-0		0-1-0		1-0-0		
<hr/>												
11-6-0	0-0-0	1-2-0		NON-CONFERENCE		1-2-0		0-1-0		9-2-0		
2-0-0	0-0-0	0-0-0		HOME		1-0-0		0-0-0		1-0-0		
8-6-0	0-0-0	1-0-		AWAY		0-2-0		0-0-0		7-2-0		
1-1-0	0-0-0	0-0-0		NEUTRAL		0-0-0		0-1-0		1-0-0		
<hr/>												
5-13-0	0-3-0	0-0-0		CONFERENCE		3-9-0		2-1-0		0-0-0		
3-6-0	0-0-0	0-0-0		HOME		1-5-0		2-1-0		0-0-0		
2-7-0	0-3-0	0-0-0		AWAY		2-4-0		0-0-0		0-0-0		
0-0-0	0-0-0	0-0-0		NEUTRAL		0-0-0		0-0-0		0-0-0		
<hr/>												
RPI	S	Opponent	Score	RPI	S	Opponent	Score	RPI	S	Opponent	Score	
5	A	Oregon St.	0 1	42	A	Loyola Marymount	6 3	64	A	Arizona	4 15	
5	A	Oregon St.	1 4	42	A	Loyola Marymount	2 11	64	A	Arizona	3 4	
5	A	Oregon St.	3 8	42	A	Loyola Marymount	0 1	64	A	Arizona	1 2	
								65	A	BYU	3 9	
								65	H	BYU	5 4	
								82	A	Stanford	4 6	
								82	A	Stanford	3 2	
								82	A	Stanford	7 5	
								87	H	California	4 6	
								87	H	California	5 9	
								87	H	California	5 9	
								89	A	Minnesota	1 4	
								98	H	Southern California	10 0	
								98	H	Southern California	4 7	
								98	H	Southern California	10 15	

Non-Div. I Games:

Utah

Average RPI Win:		142	WON-LOST RECORD		WINNING PCT. RANK		LAST 10 GAMES		STRENGTH OF SCHEDULE		OPP. STRENGTH OF SCHEDULE		TEAM RPI		ADJ RPI		CONF. RPI		ADJ CONF. RPI				
DIV. I ONLY			17-18-0		.48571 171		3-7-0		121		71		122		.51597 122		7		7				
DIV. I NON-CONF.			11-12-0		.47826 152		0-3-0		101		50		101		.52459 101		6		6				
TOTALS		RPI 1-25		RPI 26-50		W-L RECORDS		RPI 51-100		RPI 101-150		RPI 150+											
17-18-0		0-2-0		1-2-0		OVERALL		6-8-0		2-2-0		8-5-0											
11-1-0		0-0-0		1-0-0		HOME		4-1-0		0-0-0		6-0-0											
5-14-0		0-0-0		0-2-0		AWAY		2-6-0		2-2-0		1-5-0											
1-3-0		0-2-0		0-0-0		NEUTRAL		0-1-0		0-0-0		1-0-0											
11-12-0		0-2-0		1-2-0		NON-CONFERENCE		3-5-0		2-2-0		5-2-0											
5-1-0		0-0-0		1-0-0		HOME		1-1-0		0-0-0		3-0-0											
5-9-0		0-0-0		0-0-		AWAY		2-3-0		2-2-0		1-2-0											
1-3-0		0-2-0		0-0-0		NEUTRAL		0-1-0		0-0-0		1-0-0											
6-6-0		0-0-0		0-0-0		CONFERENCE		3-3-0		0-0-0		3-3-0											
6-0-0		0-0-0		0-0-0		HOME		3-0-0		0-0-0		3-0-0											
0-6-0		0-0-0		0-0-0		AWAY		0-3-0		0-0-0		0-3-0											
0-0-0		0-0-0		0-0-0		NEUTRAL		0-0-0		0-0-0		0-0-0											
RPI	S	Opponent		Score		RPI	S	Opponent		Score		RPI	S	Opponent		Score		RPI	S	Opponent		Score	
5	N	Oregon St.		4	5	31	A	San Diego		2	3	52	N	Gonzaga		3	6	117	A	Sacramento St.		2	1
5	N	Oregon St.		3	14	42	A	Loyola Marymount		3	10	66	H	UC Irvine		7	5	117	A	Sacramento St.		3	4
						42	H	Loyola Marymount		6	4	66	H	UC Irvine		3	2	117	A	Sacramento St.		7	6
												66	H	UC Irvine		4	3	117	A	Sacramento St.		4	7
												67	H	UNLV		11	24	181	N	Utah Valley		8	7
												72	A	New Mexico		14	9	187	A	UC Davis		4	7
												72	A	New Mexico		14	12	187	A	UC Davis		8	19
												72	A	New Mexico		7	10	187	A	UC Davis		3	4
												72	A	New Mexico		9	11	190	H	Pacific		11	6
												74	A	San Diego St.		2	10	190	H	Pacific		6	4
												74	H	San Diego St.		6	3	190	H	Pacific		6	5
												94	A	Cal St. Northridge		3	5	196	A	Portland		5	1
												94	A	Cal St. Northridge		3	15	196	A	Portland		0	2
												94	A	Cal St. Northridge		1	3	196	A	Portland		2	4
																		261	H	St. Mary's (CA)		4	1
																		261	H	St. Mary's (CA)		19	5
																		261	H	St. Mary's (CA)		12	6
LAST 10 GAMES																							
						31	A	San Diego		2	3	190	H	Pacific		6	4						
						187	A	UC Davis		8	19	190	H	Pacific		11	6						
						187	A	UC Davis		4	7	190	H	Pacific		6	5						
						187	A	UC Davis		3	4	42	A	Loyola Marymount		3	10						
						67	H	UNLV		11	24	94	A	Cal St. Northridge		3	15						

Non-Div. I Games:

UC Riverside

Average RPI Win:	192	WON-LOST RECORD	WINNING PCT. RANK	LAST 10 GAMES		STRENGTH OF SCHEDULE	OPP. STRENGTH OF SCHEDULE	TEAM RPI	ADJ RPI	CONF. RPI	ADJ CONF. RPI				
DIV. I ONLY		28-11-0	.71795	24	8-1-0	254	178	123	.51507	123	22	22			
DIV. I NON-CONF.		17-10-0	.62963	78	3-1-0	269	153	161	.49295	161	25	25			
<hr/>															
TOTALS	RPI 1-25	RPI 26-50		W-L RECORDS		RPI 51-100		RPI 101-150		RPI 150+					
28-11-0	0-0-0	1-1-0		OVERALL		2-1-0		6-4-0		19-5-0					
12-5-0	0-0-0	0-0-0		HOME		2-1-0		2-1-0		8-3-0					
11-2-0	0-0-0	1-1-0		AWAY		0-0-0		2-1-0		8-0-0					
5-4-0	0-0-0	0-0-0		NEUTRAL		0-0-0		2-2-0		3-2-0					
17-10-0	0-0-0	1-1-0		NON-CONFERENCE		0-0-0		6-4-0		10-5-0					
7-4-0	0-0-0	0-0-0		HOME		0-0-0		2-1-0		5-3-0					
5-2-0	0-0-0	1-0-		AWAY		0-0-0		2-1-0		2-0-0					
5-4-0	0-0-0	0-0-0		NEUTRAL		0-0-0		2-2-0		3-2-0					
11-1-0	0-0-0	0-0-0		CONFERENCE		2-1-0		0-0-0		9-0-0					
5-1-0	0-0-0	0-0-0		HOME		2-1-0		0-0-0		3-0-0					
6-0-0	0-0-0	0-0-0		AWAY		0-0-0		0-0-0		6-0-0					
0-0-0	0-0-0	0-0-0		NEUTRAL		0-0-0		0-0-0		0-0-0					
RPI	S	Opponent	Score	RPI	S	Opponent	Score	RPI	S	Opponent	Score				
				31	A	San Diego	3 11	90	H	Xavier	4 3				
				31	A	San Diego	6 3	90	H	Xavier	11 1				
								90	H	Xavier	4 14				
								125	H	Milwaukee	4 2				
								125	H	Milwaukee	0 4				
								125	H	Milwaukee	8 4				
								134	N	Michigan	0 11				
								134	N	Michigan	8 5				
								134	N	Michigan	9 5				
								136	A	Oral Roberts	4 2				
								136	A	Oral Roberts	0 5				
								136	A	Oral Roberts	11 4				
								150	N	Maine	1 6				
								151	A	Butler	6 3				
								151	A	Butler	10 5				
								151	A	Butler	7 5				
								158	H	South Dakota St.	0 3				
								158	H	South Dakota St.	11 6				
								158	H	South Dakota St.	3 5				
								166	N	Northwestern	10 4				
								201	N	Holy Cross	5 11				
								230	N	Western Mich.	6 2				
								231	A	Southeast Mo. St.	8 4				
								231	H	Southeast Mo. St.	7 6				
				LAST 10 GAMES						237	H	North Dakota	12 0		
				251	H	St. Bonaventure	4 0	125	H	Milwaukee	0 4	248	H	Western Ill.	6 7
				251	H	St. Bonaventure	10 4	273	H	SIU Edwardsville	7 5	248	H	Western Ill.	14 8
				251	H	St. Bonaventure	3 1	151	A	Butler	7 5	251	H	St. Bonaventure	4 0
				125	H	Milwaukee	8 4	151	A	Butler	10 5	251	H	St. Bonaventure	10 4
				125	H	Milwaukee	4 2	151	A	Butler	6 3	251	H	St. Bonaventure	3 1

Non-Div. I Games: Washington-St. Louis 5 4

Saint Louis

RPI	S	Opponent	Score	
273	A	SIU Edwardsville	14	5
273	H	SIU Edwardsville	7	5
274	N	Northern Ky.	5	3
274	N	Northern Ky.	3	5
278	A	Dayton	14	4
278	A	Dayton	9	1
278	A	Dayton	7	2

Saint Louis

S
a
i
n
t
L
o
u
i
s

S
a
i
n
t
L
o
u
i
s

Average RPI Win: 168		WON-LOST RECORD		WINNING PCT. RANK		LAST 10 GAMES		STRENGTH OF SCHEDULE		OPP. STRENGTH OF SCHEDULE		TEAM RPI		ADJ RPI		CONF. RPI		ADJ CONF. RPI	
DIV. I ONLY		22-18-0		.55 115		4-6-0		156		45		125		.51406 124		5		5	
DIV. I NON-CONF.		14-8-0		.63636 76		1-1-0		237		60		120		.51332 120		7		7	
TOTALS		RPI 1-25		RPI 26-50		W-L RECORDS		RPI 51-100		RPI 101-150		RPI 150+							
22-18-0		0-6-0		1-2-0		OVERALL		4-4-0		2-4-0		15-3-0							
13-9-0		0-4-0		1-2-0		HOME		3-2-0		0-0-0		9-2-0							
9-9-0		0-2-0		0-0-0		AWAY		1-2-0		2-4-0		6-1-0							
0-0-0		0-0-0		0-0-0		NEUTRAL		0-0-0		0-0-0		0-0-0							
14-8-0		0-3-0		0-0-0		NON-CONFERENCE		2-3-0		2-1-0		10-2-0							
10-4-0		0-1-0		0-0-0		HOME		1-1-0		0-0-0		9-2-0							
4-5-0		0-2-0		0-0-		AWAY		1-2-0		2-1-0		1-0-0							
0-0-0		0-0-0		0-0-0		NEUTRAL		0-0-0		0-0-0		0-0-0							
8-10-0		0-3-0		1-2-0		CONFERENCE		2-1-0		0-3-0		5-1-0							
3-6-0		0-3-0		1-2-0		HOME		2-1-0		0-0-0		0-0-0							
5-4-0		0-0-0		0-0-0		AWAY		0-0-0		0-3-0		5-1-0							
0-0-0		0-0-0		0-0-0		NEUTRAL		0-0-0		0-0-0		0-0-0							
RPI	S	Opponent		Score		RPI	S	Opponent		Score		RPI	S	Opponent		Score			
4	A	Vanderbilt		3	7	36	H	Fla. Atlantic		3	2	80	A	Sam Houston St.		6	9		
17	H	South Ala.		2	6	36	H	Fla. Atlantic		2	3	80	A	Sam Houston St.		7	8		
17	H	South Ala.		1	4	36	H	Fla. Atlantic		5	10	80	A	Sam Houston St.		0	1		
17	H	South Ala.		2	20							81	H	Western Ky.		3	2		
19	A	Ole Miss		4	10							81	H	Western Ky.		10	3		
19	H	Ole Miss		1	11							81	H	Western Ky.		1	5		
												84	H	Missouri St.		7	5		
												84	H	Missouri St.		9	7		
														UALR		6	3		
														UALR		7	5		
														La.-Monroe		1	3		
														La.-Monroe		2	4		
														La.-Monroe		2	1		
														UAB		8	1		
														UAB		10	1		
														UAB		10	5		
														Bradley		12	2		
														Bradley		5	4		
														Bradley		9	8		
														Southeast Mo. St.		1	2		
														Southeast Mo. St.		14	6		
														Western Ill.		6	3		
														Western Ill.		9	0		
														Western Ill.					
														UT Martin					
LAST 10 GAMES						19	H	Ole Miss		1	11	17	H	South Ala.		1	4		
						186	A	La.-Monroe		1	3	17	H	South Ala.		2	20		
						186	A	La.-Monroe		6	2	17	H	South Ala.		2	6		
						186	A	La.-Monroe		7	5	81	H	Western Ky.		5	3		
						231	A	Southeast Mo. St.		5	4	81	H	Western Ky.		2	4		

Non-Div. I Games:

Arkansas St.

Average RPI Win:		203	WON-LOST RECORD		WINNING PCT. RANK		LAST 10 GAMES		STRENGTH OF SCHEDULE		OPP. STRENGTH OF SCHEDULE		TEAM RPI		ADJ RPI		CONF. RPI		ADJ CONF. RPI	
DIV. I ONLY			13-16-0		.44828 194		5-5-0		148		223		126		.51371 125		23		23	
DIV. I NON-CONF.			5-12-0		.29412 248		1-3-0		45		138		132		.50799 132		21		21	
TOTALS		RPI 1-25		RPI 26-50		W-L RECORDS		RPI 51-100		RPI 101-150		RPI 150+								
13-16-0		0-4-0		0-0-0		OVERALL		0-1-0		3-4-0		10-7-0								
0-0-0		0-0-0		0-0-0		HOME		0-0-0		0-0-0		0-0-0								
9-15-0		0-4-0		0-0-0		AWAY		0-0-0		3-4-0		6-7-0								
4-1-0		0-0-0		0-0-0		NEUTRAL		0-1-0		0-0-0		4-0-0								
5-12-0		0-4-0		0-0-0		NON-CONFERENCE		0-1-0		3-4-0		2-3-0								
0-0-0		0-0-0		0-0-0		HOME		0-0-0		0-0-0		0-0-0								
4-11-0		0-4-0		0-0-		AWAY		0-0-0		3-4-0		1-3-0								
1-1-0		0-0-0		0-0-0		NEUTRAL		0-1-0		0-0-0		1-0-0								
8-4-0		0-0-0		0-0-0		CONFERENCE		0-0-0		0-0-0		8-4-0								
0-0-0		0-0-0		0-0-0		HOME		0-0-0		0-0-0		0-0-0								
5-4-0		0-0-0		0-0-0		AWAY		0-0-0		0-0-0		5-4-0								
3-0-0		0-0-0		0-0-0		NEUTRAL		0-0-0		0-0-0		3-0-0								
RPI	S	Opponent		Score		RPI	S	Opponent		Score		RPI	S	Opponent		Score				
12	A	Miami (FL)		1	6							123	A	Saint Louis		4	0			
12	A	Miami (FL)		1	6							123	A	Saint Louis		2	4			
12	A	Miami (FL)		6	7							123	A	Saint Louis		4	8			
25	A	Austin Peay		3	4							149	A	New Mexico St.		8	16			
												149	A	New Mexico St.		13	8			
												149	A	New Mexico St.		3	4			
												149	A	New Mexico St.		11	0			
												170	N	UALR		10	7			
												211	A	Northern Ill.		6	10			
												222	N	Valparaiso		7	5			
												222	N	Valparaiso		8	2			
												222	N	Valparaiso		2	0			
												224	A	Ill.-Chicago		4	0			
												224	A	Ill.-Chicago		10	0			
												224	A	Ill.-Chicago		5	6			
												226	A	Wright St.		15	2			
												226	A	Wright St.		4	1			
												226	A	Wright St.		3	9			
												228	A	Evansville		5	4			
												228	A	Evansville		1	13			
												228	A	Evansville		3	7			
												249	A	Youngstown St.		14	4			
												249	A	Youngstown St.		1	10			
												249	A	Youngstown St.		2	6			

Non-Div. I Games:

Milwaukee

[illegible]

Non-Div. I Games:

Nicholls St.

RPI	S	Opponent	Score	
266	A	San Jose St.	6	1
269	H	New Orleans	14	4

Nicholls St.

N
i
c
h
o
l
l
s
s
t
.

N
i
c
h
o
l
l
s
s
t
.

Average RPI Win:		200	WON-LOST		WINNING	LAST 10		STRENGTH OF		OPP. STRENGTH	TEAM	ADJ		CONF.	ADJ CONF.
Average RPI Loss:		126	RECORD		PCT. RANK	GAMES		SCHEDULE		OF SCHEDULE	RPI	RPI		RPI	RPI
DIV. I ONLY			26-12-0		.68421	39		252		141	128	.51325		127	19
DIV. I NON-CONF.			10-7-0		.58824	95		234		101	176	.48862		175	22
TOTALS		RPI 1-25	RPI 26-50		W-L RECORDS		RPI 51-100		RPI 101-150		RPI 150+				
26-12-0		3-2-0	2-1-0		OVERALL		0-2-0		1-3-0		20-4-0				
16-5-0		0-1-0	2-1-0		HOME		0-1-0		0-0-0		14-2-0				
10-7-0		3-1-0	0-0-0		AWAY		0-1-0		1-3-0		6-2-0				
0-0-0		0-0-0	0-0-0		NEUTRAL		0-0-0		0-0-0		0-0-0				
10-7-0		1-1-0	2-1-0		NON-CONFERENCE		0-2-0		0-1-0		7-2-0				
8-4-0		0-1-0	2-1-0		HOME		0-1-0		0-0-0		6-1-0				
2-3-0		1-0-0	0-0-0		AWAY		0-1-0		0-1-0		1-1-0				
0-0-0		0-0-0	0-0-0		NEUTRAL		0-0-0		0-0-0		0-0-0				
16-5-0		2-1-0	0-0-0		CONFERENCE		0-0-0		1-2-0		13-2-0				
8-1-0		0-0-0	0-0-0		HOME		0-0-0		0-0-0		8-1-0				
8-4-0		2-1-0	0-0-0		AWAY		0-0-0		1-2-0		5-1-0				
0-0-0		0-0-0	0-0-0		NEUTRAL		0-0-0		0-0-0		0-0-0				
RPI S	Opponent	Score		RPI S	Opponent	Score		RPI S	Opponent	Score		RPI S	Opponent	Score	
4 A	Vanderbilt	10	9	48 H	Illinois	2	13	53 A	Middle Tenn.	9	12	112 A	Jacksonville St.	5	6
23 H	Michigan St.	3	5	48 H	Illinois	7	6	53 H	Middle Tenn.	7	9	112 A	Jacksonville St.	4	0
25 A	Austin Peay	12	4	48 H	Illinois	6	5					112 A	Jacksonville St.	5	7
25 A	Austin Peay	3	7									131 A	East Tenn. St.	0	3
25 A	Austin Peay	10	7									182 H	Eastern Ill.	20	5
												182 H	Eastern Ill.	6	5
												182 H	Eastern Ill.	5	2
												207 A	Lipscomb	1	12
												223 H	Bowling Green	8	5
												223 H	Bowling Green	10	4
												234 A	Eastern Ky.	5	4
												234 A	Eastern Ky.	7	18
												234 A	Eastern Ky.	5	1
												235 H	Niagara	10	9
												235 H	Niagara	9	0
												235 H	Niagara	2	4
												253 H	Morehead St.	11	4
												253 H	Morehead St.	5	2
												253 H	Morehead St.	11	5
												273 H	SIU Edwardsville	1	0
												273 H	SIU Edwardsville	4	6
												273 H	SIU Edwardsville	11	3
												274 H	Northern Ky.	7	1
												274 H	Northern Ky.	13	2
												283 A	UT Martin	8	5
												283 A	UT Martin	13	8
												283 A	UT Martin	3	1
LAST 10 GAMES															
				112 A	Jacksonville St.	4	0	182 H	Eastern Ill.	5	2				
				112 A	Jacksonville St.	5	7	182 H	Eastern Ill.	20	5				
				112 A	Jacksonville St.	5	6	53 A	Middle Tenn.	9	12				
				4 A	Vanderbilt	10	9	25 A	Austin Peay	12	4				
				182 H	Eastern Ill.	6	5	25 A	Austin Peay	10	7				

Non-Div. I Games: Berea 9 4 Maryville (TN) 1 0

Tennessee Tech

RPI	S	Opponent	Score	
293	A	Alabama A&M	8	6

Tennessee Tech

T
e
n
n
e
s
s
e
e
T
e
c
h

T
e
n
n
e
s
s
e
e
T
e
c
h

Average RPI Win:		117	WON-LOST RECORD		WINNING PCT. RANK		LAST 10 GAMES		STRENGTH OF SCHEDULE		OPP. STRENGTH OF SCHEDULE		TEAM RPI		ADJ RPI		CONF. RPI		ADJ CONF. RPI				
DIV. I ONLY			20-20-0		.5 152		5-5-0		90		35		129		.51308 128		10		10				
DIV. I NON-CONF.			15-13-0		.53571 123		3-1-0		132		33		136		.50683 136		10		10				
TOTALS		RPI 1-25		RPI 26-50		W-L RECORDS		RPI 51-100		RPI 101-150		RPI 150+											
20-20-0		0-1-0		4-6-0		OVERALL		6-5-0		6-5-0		4-3-0											
12-12-0		0-1-0		0-3-0		HOME		3-2-0		6-4-0		3-2-0											
6-8-0		0-0-0		4-3-0		AWAY		1-3-0		0-1-0		1-1-0											
2-0-0		0-0-0		0-0-0		NEUTRAL		2-0-0		0-0-0		0-0-0											
15-13-0		0-1-0		3-4-0		NON-CONFERENCE		4-1-0		4-4-0		4-3-0											
9-9-0		0-1-0		0-3-0		HOME		2-0-0		4-3-0		3-2-0											
4-4-0		0-0-0		3-0-		AWAY		0-1-0		0-1-0		1-1-0											
2-0-0		0-0-0		0-0-0		NEUTRAL		2-0-0		0-0-0		0-0-0											
5-7-0		0-0-0		1-2-0		CONFERENCE		2-4-0		2-1-0		0-0-0											
3-3-0		0-0-0		0-0-0		HOME		1-2-0		2-1-0		0-0-0											
2-4-0		0-0-0		1-2-0		AWAY		1-2-0		0-0-0		0-0-0											
0-0-0		0-0-0		0-0-0		NEUTRAL		0-0-0		0-0-0		0-0-0											
RPI	S	Opponent		Score		RPI	S	Opponent		Score		RPI	S	Opponent		Score							
2	H	LSU		1	14	28	H	Notre Dame		1	3	77	A	Southern Miss.		3	2	113	H	Memphis	3	2	
						28	H	Notre Dame		3	8	77	A	Southern Miss.		0	2	113	H	Memphis	0	16	
						28	H	Notre Dame		1	2	77	A	Southern Miss.		2	6	113	H	Memphis	6	4	
						29	A	La.-Lafayette		7	5	78	H	East Carolina		2	4	126	A	Nicholls St.	5	6	
						33	A	Alabama		6	12	78	H	East Carolina		2	3	126	H	Nicholls St.	3	5	
						33	A	Alabama		4	0	78	H	East Carolina		5	4	132	H	High Point	3	2	
						33	A	Alabama		6	2	79	A	Southeastern La.		4	7	132	H	High Point	2	4	
						45	A	Rice		3	6	79	H	Southeastern La.		3	2	132	H	High Point	11	10	
						45	A	Rice		7	6	79	H	Southeastern La.		5	3	148	H	UTSA	2	3	
						45	A	Rice		2	4	80	N	Sam Houston St.		2	0	148	H	UTSA	8	3	
												84	N	Missouri St.		6	4	148	H	UTSA	2	1	
																		174	A	Texas St.	0	2	
																		186	A	La.-Monroe	5	2	
																		205	H	Northwestern St.	1	5	
																		205	H	Northwestern St.	3	0	
																		269	H	New Orleans	4	5	
																		269	H	New Orleans	5	3	
																		269	H	New Orleans	3	2	
						LAST 10 GAMES																	
						269	H	New Orleans		3	2	29	A	La.-Lafayette		7	5						
						186	A	La.-Monroe		5	2	77	A	Southern Miss.		0	2						
						78	H	East Carolina		2	4	77	A	Southern Miss.		2	6						
						78	H	East Carolina		5	4	77	A	Southern Miss.		3	2						
						78	H	East Carolina		2	3	126	H	Nicholls St.		3	5						

Non-Div. I Games:

Tulane

Average RPI Win:	213	WON-LOST RECORD	WINNING PCT. RANK	LAST 10 GAMES	STRENGTH OF SCHEDULE	OPP. STRENGTH OF SCHEDULE	TEAM RPI	ADJ RPI	CONF. RPI	ADJ CONF. RPI	
DIV. I ONLY	23-6-0	.7931	7	8-1-0	291	213	124	.51264	129	25	25
DIV. I NON-CONF.	12-1-0	.92308	5	1-0-0	274	238	40	.55566	41	24	24

TOTALS	RPI 1-25	RPI 26-50		W-L RECORDS		RPI 51-100		RPI 101-150		RPI 150+	
23-6-0	0-0-0	0-0-0		OVERALL		1-0-0		3-0-0		19-6-0	
7-3-0	0-0-0	0-0-0		HOME		0-0-0		0-0-0		7-3-0	
8-3-0	0-0-0	0-0-0		AWAY		1-0-0		2-0-0		5-3-0	
8-0-0	0-0-0	0-0-0		NEUTRAL		0-0-0		1-0-0		7-0-0	
12-1-0	0-0-0	0-0-0		NON-CONFERENCE		1-0-0		1-0-0		10-1-0	
1-1-0	0-0-0	0-0-0		HOME		0-0-0		0-0-0		1-1-0	
3-0-0	0-0-0	0-0-		AWAY		1-0-0		0-0-0		2-0-0	
8-0-0	0-0-0	0-0-0		NEUTRAL		0-0-0		1-0-0		7-0-0	
11-5-0	0-0-0	0-0-0		CONFERENCE		0-0-0		2-0-0		9-5-0	
6-2-0	0-0-0	0-0-0		HOME		0-0-0		0-0-0		6-2-0	
5-3-0	0-0-0	0-0-0		AWAY		0-0-0		2-0-0		3-3-0	
0-0-0	0-0-0	0-0-0		NEUTRAL		0-0-0		0-0-0		0-0-0	
RPI	S	Opponent	Score	RPI	S	Opponent	Score	RPI	S	Opponent	Score

RPI	S	Opponent	Score
267	A	Yale	0 2

Dartmouth

D
a
r
t
m
o
u
t
h

D
a
r
t
m
o
u
t
h

Average RPI Win: 148		WON-LOST RECORD		WINNING PCT. RANK		LAST 10 GAMES		STRENGTH OF SCHEDULE		OPP. STRENGTH OF SCHEDULE		TEAM RPI		ADJ RPI		CONF. RPI		ADJ CONF. RPI	
DIV. I ONLY		19-21-0		.475 177		5-5-0		61		55		130		.5123 130		4		4	
DIV. I NON-CONF.		12-13-0		.48 149		1-3-0		128		56		163		.49279 163		4		4	
TOTALS		RPI 1-25		RPI 26-50		W-L RECORDS		RPI 51-100		RPI 101-150		RPI 150+							
19-21-0		0-6-0		0-3-0		OVERALL		6-6-0		2-2-0		11-4-0							
12-13-0		0-3-0		0-0-0		HOME		6-6-0		0-1-0		6-3-0							
6-8-0		0-3-0		0-3-0		AWAY		0-0-0		2-1-0		4-1-0							
1-0-0		0-0-0		0-0-0		NEUTRAL		0-0-0		0-0-0		1-0-0							
12-13-0		0-6-0		0-0-0		NON-CONFERENCE		1-2-0		0-1-0		11-4-0							
7-9-0		0-3-0		0-0-0		HOME		1-2-0		0-1-0		6-3-0							
4-4-0		0-3-0		0-0-		AWAY		0-0-0		0-0-0		4-1-0							
1-0-0		0-0-0		0-0-0		NEUTRAL		0-0-0		0-0-0		1-0-0							
7-8-0		0-0-0		0-3-0		CONFERENCE		5-4-0		2-1-0		0-0-0							
5-4-0		0-0-0		0-0-0		HOME		5-4-0		0-0-0		0-0-0							
2-4-0		0-0-0		0-3-0		AWAY		0-0-0		2-1-0		0-0-0							
0-0-0		0-0-0		0-0-0		NEUTRAL		0-0-0		0-0-0		0-0-0							
RPI S	Opponent		Score		RPI S	Opponent		Score		RPI S	Opponent		Score		RPI S	Opponent		Score	
6 H	Cal St. Fullerton		2	6	40 A	Oklahoma		2	3	51 H	Kansas		4	8	120 A	Texas Tech		7	3
6 H	Cal St. Fullerton		2	7	40 A	Oklahoma		3	4	51 H	Kansas		8	1	120 A	Texas Tech		7	8
6 H	Cal St. Fullerton		0	7	40 A	Oklahoma		1	3	51 H	Kansas		0	2	120 A	Texas Tech		4	1
19 A	Ole Miss		2	5						76 H	Oklahoma St.		1	4	135 H	Stephen F. Austin		3	6
19 A	Ole Miss		0	1						76 H	Oklahoma St.		3	2	156 A	Dallas Baptist		6	1
19 A	Ole Miss		2	5						76 H	Oklahoma St.		2	0	156 H	Dallas Baptist		4	5
										85 H	Baylor		5	4	164 A	Texas-Arlington		11	4
										85 H	Baylor		2	3	164 N	Texas-Arlington		5	4
										85 H	Baylor		2	1	190 H	Pacific		3	2
										91 H	San Francisco		0	3	190 H	Pacific		3	5
										91 H	San Francisco		4	1	190 H	Pacific		2	1
										91 H	San Francisco		3	4	198 A	Jacksonville		13	0
															198 A	Jacksonville		10	0
															198 A	Jacksonville		3	5
															205 H	Northwestern St.		9	2
															205 H	Northwestern St.		13	6
															215 H	Tex.-Pan American		9	5
															215 H	Tex.-Pan American		10	0
															221 H	Ark.-Pine Bluff		4	6
					LAST 10 GAMES														
					85 H	Baylor		5	4	76 H	Oklahoma St.		1	4					
					85 H	Baylor		2	1	76 H	Oklahoma St.		2	0					
					85 H	Baylor		2	3	135 H	Stephen F. Austin		3	6					
					164 A	Texas-Arlington		11	4	91 H	San Francisco		3	4					
					76 H	Oklahoma St.		3	2	91 H	San Francisco		0	3					

Non-Div. I Games:

TCU

[illegible]

Non-Div. I Games:

East Tenn. St.

H
i
g
h
P
o
i
n
t

High Point

Hofstra

Average RPI Win:	166	WON-LOST	WINNING	LAST 10	STRENGTH OF	OPP. STRENGTH	TEAM	ADJ	CONF.	ADJ CONF.		
Average RPI Loss:	100	RECORD	PCT. RANK	GAMES	SCHEDULE	OF SCHEDULE	RPI	RPI	RPI	RPI		
DIV. I ONLY		19-21-0	.475	177	6-4-0	103	181	133	.51203	133	8	8
DIV. I NON-CONF.		11-11-0	.5	137	2-1-0	82	255	74	.53936	74	9	9
<hr/>												
TOTALS	RPI 1-25	RPI 26-50		W-L RECORDS		RPI 51-100		RPI 101-150		RPI 150+		
19-21-0	0-0-0	2-5-0		OVERALL		5-5-0		3-7-0		9-4-0		
11-5-0	0-0-0	2-1-0		HOME		2-1-0		0-3-0		7-0-0		
8-16-0	0-0-0	0-4-0		AWAY		3-4-0		3-4-0		2-4-0		
0-0-0	0-0-0	0-0-0		NEUTRAL		0-0-0		0-0-0		0-0-0		
11-11-0	0-0-0	0-4-0		NON-CONFERENCE		3-4-0		2-2-0		6-1-0		
4-0-0	0-0-0	0-0-0		HOME		0-0-0		0-0-0		4-0-0		
7-11-0	0-0-0	0-0-		AWAY		3-4-0		2-2-0		2-1-0		
0-0-0	0-0-0	0-0-0		NEUTRAL		0-0-0		0-0-0		0-0-0		
8-10-0	0-0-0	2-1-0		CONFERENCE		2-1-0		1-5-0		3-3-0		
7-5-0	0-0-0	2-1-0		HOME		2-1-0		0-3-0		3-0-0		
1-5-0	0-0-0	0-0-0		AWAY		0-0-0		1-2-0		0-3-0		
0-0-0	0-0-0	0-0-0		NEUTRAL		0-0-0		0-0-0		0-0-0		
RPI	S	Opponent	Score	RPI	S	Opponent	Score	RPI	S	Opponent	Score	
				40	A	Oklahoma	4 10	58	A	CSU Bakersfield	1 0	
				40	A	Oklahoma	2 3	58	A	CSU Bakersfield	3 7	
				40	A	Oklahoma	10 11	58	A	CSU Bakersfield	6 4	
				40	A	Oklahoma	4 7	58	A	CSU Bakersfield	1 5	
				44	H	Delaware	7 13	86	A	Western Caro.	5 2	
				44	H	Delaware	4 3	86	A	Western Caro.	6 7	
				44	H	Delaware	7 3	86	A	Western Caro.	2 6	
								88	H	Old Dominion	5 1	
								88	H	Old Dominion	8 4	
								88	H	Old Dominion	5 14	

Non-Div. I Games: Farmingdale St. 6 2

Hofstra

M
i
c
h
i
g
a
n

Michigan

[illegible]

Non-Div. I Games:	Arlington Baptist	18	0	Arlington Baptist	9	0	Arlington Baptist	13	2
-------------------	-------------------	----	---	-------------------	---	---	-------------------	----	---

Stephen F. Austin

Average RPI Win: 130		WON-LOST	WINNING	LAST 10	STRENGTH OF		OPP. STRENGTH	TEAM	ADJ	CONF.	ADJ CONF.
Average RPI Loss: 112		RECORD	PCT. RANK	GAMES	SCHEDULE		OF SCHEDULE	RPI	RPI	RPI	RPI
DIV. I ONLY		13-24-0	.35135	239	4-6-0		9	205	136	.51029	136
DIV. I NON-CONF.		5-17-0	.22727	269	0-1-0		14	266	202	.47479	201
TOTALS		RPI 1-25	RPI 26-50		W-L RECORDS		RPI 51-100		RPI 101-150		RPI 150+
13-24-0		0-3-0	3-3-0		OVERALL		4-4-0		2-7-0		4-7-0
6-11-0		0-3-0	3-1-0		HOME		2-1-0		1-2-0		0-4-0
7-12-0		0-0-0	0-2-0		AWAY		2-2-0		1-5-0		4-3-0
0-1-0		0-0-0	0-0-0		NEUTRAL		0-1-0		0-0-0		0-0-0
5-17-0		0-3-0	0-3-0		NON-CONFERENCE		0-2-0		1-2-0		4-7-0
1-10-0		0-3-0	0-1-0		HOME		0-0-0		1-2-0		0-4-0
4-6-0		0-0-0	0-0-		AWAY		0-1-0		0-0-0		4-3-0
0-1-0		0-0-0	0-0-0		NEUTRAL		0-1-0		0-0-0		0-0-0
8-7-0		0-0-0	3-0-0		CONFERENCE		4-2-0		1-5-0		0-0-0
5-1-0		0-0-0	3-0-0		HOME		2-1-0		0-0-0		0-0-0
3-6-0		0-0-0	0-0-0		AWAY		2-1-0		1-5-0		0-0-0
0-0-0		0-0-0	0-0-0		NEUTRAL		0-0-0		0-0-0		0-0-0
RPI S	Opponent	Score	RPI S	Opponent	Score	RPI S	Opponent	Score	RPI S	Opponent	Score
6 H	Cal St. Fullerton	0 5	32 H	Central Ark.	8 1	54 A	Texas	3 4	123 H	Saint Louis	2 4
6 H	Cal St. Fullerton	4 7	32 H	Central Ark.	4 3	76 N	Oklahoma St.	2 4	123 H	Saint Louis	4 11
6 H	Cal St. Fullerton	2 6	32 H	Central Ark.	3 2	79 H	Southeastern La.	6 2	123 H	Saint Louis	5 0
			40 A	Oklahoma	8 15	79 H	Southeastern La.	3 4	135 A	Stephen F. Austin	1 2
			40 A	Oklahoma	8 9	79 H	Southeastern La.	9 1	135 A	Stephen F. Austin	3 5
			40 H	Oklahoma	1 3	80 A	Sam Houston St.	8 4	135 A	Stephen F. Austin	5 6
						80 A	Sam Houston St.	7 2	139 A	A&M-Corpus Christi	3 9
						80 A	Sam Houston St.	4 6	139 A	A&M-Corpus Christi	5 6
									139 A	A&M-Corpus Christi	8 2
									156 H	Dallas Baptist	3 8
									156 H	Dallas Baptist	6 13
									156 H	Dallas Baptist	2 4
									180 A	Wichita St.	1 8
									180 H	Wichita St.	4 5
									231 A	Southeast Mo. St.	5 6
									231 A	Southeast Mo. St.	3 1
									231 A	Southeast Mo. St.	4 3
									279 A	Louisiana Tech	0 2
									279 A	Louisiana Tech	9 3
									279 A	Louisiana Tech	5 4
			LAST 10 GAMES								
			80 A	Sam Houston St.	4 6	79 H	Southeastern La.	6 2			
			80 A	Sam Houston St.	7 2	76 N	Oklahoma St.	2 4			
			80 A	Sam Houston St.	8 4	135 A	Stephen F. Austin	3 5			
			79 H	Southeastern La.	9 1	135 A	Stephen F. Austin	1 2			
			79 H	Southeastern La.	3 4	135 A	Stephen F. Austin	5 6			

Non-Div. I Games:

Oral Roberts

Average RPI Win:		191	WON-LOST RECORD		WINNING PCT. RANK		LAST 10 GAMES		STRENGTH OF SCHEDULE		OPP. STRENGTH OF SCHEDULE		TEAM RPI		ADJ RPI		CONF. RPI		ADJ CONF. RPI				
Average RPI Loss:		120																					
DIV. I ONLY			22-15-0		.59459 75		7-3-0		227		133		137		.50919 137		8		8				
DIV. I NON-CONF.			15-7-0		.68182 58		5-2-0		247		227		90		.52892 90		9		9				
TOTALS		RPI 1-25		RPI 26-50		W-L RECORDS		RPI 51-100		RPI 101-150		RPI 150+											
22-15-0		0-0-0		0-3-0		OVERALL		2-4-0		3-2-0		17-6-0											
9-5-0		0-0-0		0-3-0		HOME		0-0-0		2-2-0		7-0-0											
8-10-0		0-0-0		0-0-0		AWAY		2-4-0		1-0-0		5-6-0											
5-0-0		0-0-0		0-0-0		NEUTRAL		0-0-0		0-0-0		5-0-0											
15-7-0		0-0-0		0-0-0		NON-CONFERENCE		1-2-0		1-1-0		13-4-0											
4-1-0		0-0-0		0-0-0		HOME		0-0-0		0-1-0		4-0-0											
6-6-0		0-0-0		0-0-		AWAY		1-2-0		1-0-0		4-4-0											
5-0-0		0-0-0		0-0-0		NEUTRAL		0-0-0		0-0-0		5-0-0											
7-8-0		0-0-0		0-3-0		CONFERENCE		1-2-0		2-1-0		4-2-0											
5-4-0		0-0-0		0-3-0		HOME		0-0-0		2-1-0		3-0-0											
2-4-0		0-0-0		0-0-0		AWAY		1-2-0		0-0-0		1-2-0											
0-0-0		0-0-0		0-0-0		NEUTRAL		0-0-0		0-0-0		0-0-0											
RPI	S	Opponent		Score		RPI	S	Opponent		Score		RPI	S	Opponent		Score							
						30	H	William & Mary		0	1	63	A	Houston		3	9	103	A	Connecticut		4	2
						30	H	William & Mary		0	1	63	A	Houston		1	4	133	H	Hofstra		2	9
						30	H	William & Mary		0	1	63	A	Houston		9	3	133	H	Hofstra		9	1
												88	A	Old Dominion		4	11	133	H	Hofstra		4	1
												88	A	Old Dominion		8	10	141	H	Rhode Island		2	4
												88	A	Old Dominion		2	1	159	A	Richmond		12	5
																		159	A	Richmond		10	11
																		159	A	Richmond		4	5
																		163	H	James Madison		12	5
																		163	H	James Madison		8	3
																		163	H	James Madison		5	0
																		164	A	Texas-Arlington		0	6
																		164	A	Texas-Arlington		8	10
																		164	A	Texas-Arlington		4	0
																		184	H	Boston College		4	2
																		184	H	Boston College		10	1
																		192	A	Central Conn. St.		7	0
																		222	N	Valparaiso		3	1
																		230	N	Western Mich.		4	2
																		246	A	George Mason		2	3
																		246	A	George Mason		2	3
																		246	A	George Mason		12	5
																		251	N	St. Bonaventure		6	5
																		256	N	Villanova		7	2
																		262	A	Fairfield		10	6
																		268	H	Harvard		10	2
																		280	H	Massachusetts		3	1
LAST 10 GAMES																							
						262	A	Fairfield		10	6	103	A	Connecticut		4	2	251	N	St. Bonaventure		6	5
						159	A	Richmond		4	5	133	H	Hofstra		9	1	256	N	Villanova		7	2
						159	A	Richmond		12	5	133	H	Hofstra		4	1	262	A	Fairfield		10	6
						159	A	Richmond		10	11	133	H	Hofstra		2	9	268	H	Harvard		10	2
						268	H	Harvard		10	2	280	H	Massachusetts		3	1	280	H	Massachusetts		3	1

Non-Div. I Games:

Northeastern

RPI	S	Opponent	Score	
296	N	Chicago St.	10	3

Northeastern

N
o
r
t
h
e
a
s
t
e
r
n

N
o
r
t
h
e
a
s
t
e
r
n

Average RPI Win: 148		WON-LOST RECORD		WINNING PCT. RANK		LAST 10 GAMES		STRENGTH OF SCHEDULE		OPP. STRENGTH OF SCHEDULE		TEAM RPI		ADJ RPI		CONF. RPI		ADJ CONF. RPI	
DIV. I ONLY		17-20-0		.45946 189		7-3-0		60		67		138		.50898 138		7		7	
DIV. I NON-CONF.		10-12-0		.45455 169		2-0-0		41		87		125		.51193 125		6		6	
TOTALS		RPI 1-25		RPI 26-50		W-L RECORDS		RPI 51-100		RPI 101-150		RPI 150+							
17-20-0		2-9-0		0-1-0		OVERALL		5-6-0		0-0-0		11-4-0							
14-8-0		0-4-0		0-0-0		HOME		4-2-0		0-0-0		10-2-0							
3-12-0		2-5-0		0-1-0		AWAY		1-4-0		0-0-0		1-2-0							
0-0-0		0-0-0		0-0-0		NEUTRAL		0-0-0		0-0-0		0-0-0							
10-12-0		2-6-0		0-1-0		NON-CONFERENCE		2-3-0		0-0-0		7-2-0							
9-4-0		0-1-0		0-0-0		HOME		2-1-0		0-0-0		7-2-0							
2-8-0		2-5-0		0-0-		AWAY		0-2-0		0-0-0		0-0-0							
0-0-0		0-0-0		0-0-0		NEUTRAL		0-0-0		0-0-0		0-0-0							
7-8-0		0-3-0		0-0-0		CONFERENCE		3-3-0		0-0-0		4-2-0							
5-4-0		0-3-0		0-0-0		HOME		2-1-0		0-0-0		3-0-0							
2-4-0		0-0-0		0-0-0		AWAY		1-2-0		0-0-0		1-2-0							
0-0-0		0-0-0		0-0-0		NEUTRAL		0-0-0		0-0-0		0-0-0							
RPI	S	Opponent		Score		RPI	S	Opponent		Score		RPI	S	Opponent		Score			
4	A	Vanderbilt		13 9		42	A	Loyola Marymount		1 4		64	H	Arizona		5 4			
4	A	Vanderbilt		4 10								64	H	Arizona		1 3			
4	A	Vanderbilt		2 12								74	A	San Diego St.		2 12			
6	H	Cal St. Fullerton		1 2								74	H	San Diego St.		4 3			
6	H	Cal St. Fullerton		6 8								94	H	Cal St. Northridge		5 10			
6	H	Cal St. Fullerton		0 6								94	H	Cal St. Northridge		14 2			
16	A	UCLA		11 1								94	H	Cal St. Northridge		7 5			
16	H	UCLA		2 3								97	A	UC Santa Barbara		1 2			
20	A	Arizona St.		2 11								97	A	UC Santa Barbara		4 5			
20	A	Arizona St.		0 6								97	A	UC Santa Barbara		8 4			
20	A	Arizona St.		0 4								98	A	Southern California		1 4			

Non-Div. I Games:

Long Beach St.

[illegible]

Non-Div. I Games: **Houston-Victoria**

8	6	Incarnate Word	7	2
---	---	----------------	---	---

Houston-Victoria	8	1
------------------	---	---

A&M-Corpus Christi

Average RPI Win: 183		WON-LOST	WINNING	LAST 10	STRENGTH OF		OPP. STRENGTH	TEAM	ADJ	CONF.	ADJ CONF.
Average RPI Loss: 90		RECORD	PCT. RANK	GAMES	SCHEDULE		OF SCHEDULE	RPI	RPI	RPI	RPI
DIV. I ONLY		18-23-0	.43902	197	51		208	140	.50847	140	9
DIV. I NON-CONF.		11-15-0	.42308	193	117		170	173	.4895	172	11
TOTALS		RPI 1-25	RPI 26-50		W-L RECORDS		RPI 51-100		RPI 101-150		RPI 150+
18-23-0		3-5-0	0-3-0		OVERALL		0-6-0		3-5-0		12-4-0
10-8-0		2-1-0	0-0-0		HOME		0-3-0		0-1-0		8-3-0
7-11-0		1-3-0	0-0-0		AWAY		0-3-0		3-4-0		3-1-0
1-4-0		0-1-0	0-3-0		NEUTRAL		0-0-0		0-0-0		1-0-0
11-15-0		1-4-0	0-3-0		NON-CONFERENCE		0-3-0		2-3-0		8-2-0
6-3-0		0-0-0	0-0-0		HOME		0-0-0		0-1-0		6-2-0
4-8-0		1-3-0	0-0-		AWAY		0-3-0		2-2-0		1-0-0
1-4-0		0-1-0	0-3-0		NEUTRAL		0-0-0		0-0-0		1-0-0
7-8-0		2-1-0	0-0-0		CONFERENCE		0-3-0		1-2-0		4-2-0
4-5-0		2-1-0	0-0-0		HOME		0-3-0		0-0-0		2-1-0
3-3-0		0-0-0	0-0-0		AWAY		0-0-0		1-2-0		2-1-0
0-0-0		0-0-0	0-0-0		NEUTRAL		0-0-0		0-0-0		0-0-0
RPI S	Opponent	Score	RPI S	Opponent	Score	RPI S	Opponent	Score	RPI S	Opponent	Score
1 A	North Carolina	5 18	38 N	Ohio St.	1 3	59 H	Pittsburgh	2 14	103 A	Connecticut	3 5
21 N	Mercer	5 13	47 N	FGCU	0 4	59 H	Pittsburgh	9 12	103 A	Connecticut	2 9
22 A	Georgia Tech	2 3	47 N	FGCU	0 6	59 H	Pittsburgh	2 11	103 A	Connecticut	3 0
22 A	Georgia Tech	9 7				78 A	East Carolina	1 8	119 A	Radford	4 3
22 A	Georgia Tech	1 10				78 A	East Carolina	3 6	119 A	Radford	4 5
24 H	Louisville	4 7				78 A	East Carolina	3 7	119 A	Radford	12 9
24 H	Louisville	4 3							133 H	Hofstra	2 4
24 H	Louisville	6 5							142 A	Columbia	3 5
									157 H	Albany (NY)	6 8
									193 A	Georgetown	20 1
									193 A	Georgetown	4 3
									193 A	Georgetown	0 3
									201 H	Holy Cross	12 8
									201 H	Holy Cross	8 3
									213 H	Princeton	17 2
									243 H	Wagner	16 22
									245 H	Cincinnati	5 6
									245 H	Cincinnati	7 4
									245 H	Cincinnati	6 5
									247 N	Stony Brook	7 1
									259 A	LIU Brooklyn	9 6
									289 H	Fairleigh Dickinson	12 2
									298 H	NYIT	6 0
									298 H	NYIT	13 7
LAST 10 GAMES											
	24 H Louisville	6 5		193 A Georgetown	20 1						
	24 H Louisville	4 3		193 A Georgetown	4 3						
	24 H Louisville	4 7		193 A Georgetown	0 3						
	213 H Princeton	17 2		133 H Hofstra	2 4						
	157 H Albany (NY)	6 8		142 A Columbia	3 5						

Non-Div. I Games:

St. John's (NY)

[illegible]

Non-Div. I Games:	Mass.-Lowell	10	0
--------------------------	---------------------	-----------	----------

Rhode Island

Average RPI Win:	221	WON-LOST RECORD	WINNING PCT. RANK	LAST 10 GAMES	STRENGTH OF SCHEDULE	OPP. STRENGTH OF SCHEDULE	TEAM RPI	ADJ RPI	CONF. RPI	ADJ CONF. RPI	
DIV. I ONLY		20-17-0	.54054 116	8-2-0	196	226	142	.50535 142	25	25	
DIV. I NON-CONF.		8-13-0	.38095 211	1-0-0	122	194	175	.4887 174	24	24	
<hr/>											
TOTALS	RPI 1-25	RPI 26-50		W-L RECORDS	RPI 51-100		RPI 101-150		RPI 150+		
20-17-0	0-2-0	0-0-0		OVERALL	1-7-0		1-2-0		18-6-0		
9-4-0	0-0-0	0-0-0		HOME	0-0-0		1-2-0		8-2-0		
10-13-0	0-2-0	0-0-0		AWAY	1-7-0		0-0-0		9-4-0		
1-0-0	0-0-0	0-0-0		NEUTRAL	0-0-0		0-0-0		1-0-0		
<hr/>											
8-13-0	0-2-0	0-0-0		NON-CONFERENCE	1-7-0		1-0-0		6-4-0		
4-1-0	0-0-0	0-0-0		HOME	0-0-0		1-0-0		3-1-0		
3-12-0	0-2-0	0-0-		AWAY	1-7-0		0-0-0		2-3-0		
1-0-0	0-0-0	0-0-0		NEUTRAL	0-0-0		0-0-0		1-0-0		
<hr/>											
12-4-0	0-0-0	0-0-0		CONFERENCE	0-0-0		0-2-0		12-2-0		
5-3-0	0-0-0	0-0-0		HOME	0-0-0		0-2-0		5-1-0		
7-1-0	0-0-0	0-0-0		AWAY	0-0-0		0-0-0		7-1-0		
0-0-0	0-0-0	0-0-0		NEUTRAL	0-0-0		0-0-0		0-0-0		
<hr/>											
RPI S	Opponent	Score		RPI S	Opponent	Score		RPI S	Opponent	Score	
12 A	Miami (FL)	4	6			56 A	Rutgers 6 15	129 H	Dartmouth	2	3
12 A	Miami (FL)	6	9			64 A	Arizona 5 7	129 H	Dartmouth	4	7
						64 A	Arizona 8 4	140 H	St. John's (NY)	5	3
						64 A	Arizona 3 4	154 A	UCF	1	5
						68 A	Lamar 5 7	154 A	UCF	1	6
						68 A	Lamar 5 9	154 A	UCF	3	10
						68 A	Lamar 1 5	154 A	UCF	5	4
						68 A	Lamar 0 6	169 H	Cornell	4	5
								169 H	Cornell	5	2
								169 H	Cornell	8	1
								169 H	Cornell	5	0
								178 H	Manhattan	0	4
								178 H	Manhattan	6	3
								213 A	Princeton	10	2
								213 A	Princeton	4	0
								213 A	Princeton	7	1
								213 A	Princeton	0	2
								242 A	Army	5	1
								265 A	Brown	13	4
								265 A	Brown	2	0
								267 A	Yale	5	2
								267 A	Yale	2	1
								268 H	Harvard	5	0
								268 H	Harvard	3	2
								298 H	NYIT	2	0
								298 H	NYIT	2	1
								298 N	NYIT	9	4
LAST 10 GAMES											
				213 A Princeton	0	2	169 H Cornell	5	2		
				213 A Princeton	10	2	169 H Cornell	8	1		
				213 A Princeton	4	0	169 H Cornell	5	0		
				213 A Princeton	7	1	140 H St. John's (NY)	5	3		
				169 H Cornell	4	5	265 A Brown	2	0		

Non-Div. I Games:

Columbia

V
M
I

Tie, Loss, Non-Conf, S Site, H Home, A Away, N Neutral Page 168

Average RPI Win: 187		WON-LOST	WINNING	LAST 10	STRENGTH OF		OPP. STRENGTH	TEAM	ADJ	CONF.	ADJ CONF.
Average RPI Loss: 115		RECORD	PCT. RANK	GAMES	SCHEDULE		OF SCHEDULE	RPI	RPI	RPI	RPI
DIV. I ONLY		23-16-0	.58974	82	5-5-0		175	148	144	.50455	144
DIV. I NON-CONF.		15-12-0	.55556	110	0-4-0		213	91	185	.4826	184
TOTALS		RPI 1-25	RPI 26-50		W-L RECORDS		RPI 51-100		RPI 101-150		RPI 150+
23-16-0		0-3-0	0-0-0		OVERALL		3-3-0		2-4-0		18-7-0
18-8-0		0-2-0	0-0-0		HOME		1-0-0		1-3-0		16-4-0
5-8-0		0-1-0	0-0-0		AWAY		2-3-0		1-1-0		2-3-0
0-0-0		0-0-0	0-0-0		NEUTRAL		0-0-0		0-0-0		0-0-0
15-12-0		0-3-0	0-0-0		NON-CONFERENCE		1-2-0		2-4-0		12-4-0
14-7-0		0-2-0	0-0-0		HOME		1-0-0		1-3-0		12-2-0
1-6-0		0-1-0	0-0-		AWAY		0-2-0		1-1-0		0-2-0
0-0-0		0-0-0	0-0-0		NEUTRAL		0-0-0		0-0-0		0-0-0
8-4-0		0-0-0	0-0-0		CONFERENCE		2-1-0		0-0-0		6-3-0
4-2-0		0-0-0	0-0-0		HOME		0-0-0		0-0-0		4-2-0
4-2-0		0-0-0	0-0-0		AWAY		2-1-0		0-0-0		2-1-0
0-0-0		0-0-0	0-0-0		NEUTRAL		0-0-0		0-0-0		0-0-0
RPI S	Opponent	Score	RPI S	Opponent	Score	RPI S	Opponent	Score	RPI S	Opponent	Score
8 A	North Carolina St.	0 5				55 A	Wake Forest	4 8	101 H	Kent St.	5 4
8 H	North Carolina St.	1 2				55 H	Wake Forest	5 4	101 H	Kent St.	5 7
15 H	Virginia Tech	1 6				61 A	Duke	0 3	101 H	Kent St.	1 2
						90 A	Xavier	3 5	108 A	Presbyterian	5 6
						90 A	Xavier	8 7	108 H	Presbyterian	3 8
						90 A	Xavier	3 2	132 A	High Point	12 3
									155 H	VCU	3 4
									155 H	VCU	9 8
									155 H	VCU	2 5
									159 A	Richmond	3 4
									159 A	Richmond	6 4
									159 A	Richmond	8 5
									167 H	Delaware St.	13 7
									194 H	UNC Asheville	8 7
									194 H	UNC Asheville	3 6
									194 H	UNC Asheville	8 4
									200 H	Siena	5 3
									200 H	Siena	14 4
									200 H	Siena	7 6
									200 H	Siena	9 3
									206 H	Marshall	7 3
									209 A	Winthrop	2 11
									209 H	Winthrop	5 6
									214 A	USC Upstate	0 6
									249 H	Youngstown St.	5 2
									249 H	Youngstown St.	3 1
									249 H	Youngstown St.	9 3
LAST 10 GAMES			LAST 10 GAMES								
108 H	Presbyterian	3 8	8 H	North Carolina St.	1 2						
90 A	Xavier	3 2	264 H	George Washington	2 1						
90 A	Xavier	8 7	264 H	George Washington	10 4						
90 A	Xavier	3 5	264 H	George Washington	4 3						
209 A	Winthrop	2 11	209 H	Winthrop	5 6						

Non-Div. I Games: Pfeiffer 7 4

Charlotte

RPI	S	Opponent	Score	
249	H	Youngstown St.	10	4
264	H	George Washington	2	1
264	H	George Washington	4	3
264	H	George Washington	10	4

Charlotte

C
h
a
r
l
o
t
t
e

C
h
a
r
l
o
t
t
e

Average RPI Win: 163		WON-LOST	WINNING	LAST 10	STRENGTH OF		OPP. STRENGTH	TEAM	ADJ	CONF.	ADJ CONF.
Average RPI Loss: 101		RECORD	PCT. RANK	GAMES	SCHEDULE		OF SCHEDULE	RPI	RPI	RPI	RPI
DIV. I ONLY		21-21-0	.5	152	3-7-0		101	103	145	.50405	145
DIV. I NON-CONF.		12-12-0	.5	137	1-3-0		87	131	133	.50737	133
TOTALS		RPI 1-25	RPI 26-50		W-L RECORDS		RPI 51-100		RPI 101-150		RPI 150+
21-21-0		1-3-0	2-3-0		OVERALL		1-6-0		6-4-0		11-6-0
14-13-0		1-2-0	1-3-0		HOME		0-0-0		4-4-0		8-4-0
7-8-0		0-1-0	1-0-0		AWAY		1-6-0		2-0-0		3-2-0
0-0-0		0-0-0	0-0-0		NEUTRAL		0-0-0		0-0-0		0-0-0
12-12-0		0-1-0	1-1-0		NON-CONFERENCE		0-4-0		6-4-0		5-3-0
8-7-0		0-0-0	0-1-0		HOME		0-0-0		4-4-0		4-2-0
4-6-0		0-1-0	1-0-		AWAY		0-4-0		2-0-0		1-1-0
0-0-0		0-0-0	0-0-0		NEUTRAL		0-0-0		0-0-0		0-0-0
9-9-0		1-2-0	1-2-0		CONFERENCE		1-2-0		0-0-0		6-3-0
6-6-0		1-2-0	1-2-0		HOME		0-0-0		0-0-0		4-2-0
3-3-0		0-0-0	0-0-0		AWAY		1-2-0		0-0-0		2-1-0
0-0-0		0-0-0	0-0-0		NEUTRAL		0-0-0		0-0-0		0-0-0
RPI S	Opponent	Score	RPI S	Opponent	Score	RPI S	Opponent	Score	RPI S	Opponent	Score
21 H	Mercer	3 4	37 A	Auburn	9 2	53 A	Middle Tenn.	1 11	111 A	Ga. Southern	8 3
21 H	Mercer	1 5	37 H	Auburn	3 8	53 A	Middle Tenn.	1 6	111 H	Ga. Southern	5 0
21 H	Mercer	5 4	47 H	FGCU	3 5	53 A	Middle Tenn.	2 5	112 H	Jacksonville St.	2 1
22 A	Georgia Tech	1 9	47 H	FGCU	1 4	62 A	North Florida	4 0	112 H	Jacksonville St.	9 3
			47 H	FGCU	6 1	62 A	North Florida	1 9	112 H	Jacksonville St.	11 6
						62 A	North Florida	3 14	119 H	Radford	2 3
						86 A	Western Caro.	0 2	119 H	Radford	2 4
									119 H	Radford	3 5
									146 A	Georgia	2 1
									146 H	Georgia	1 2
									165 A	Georgia St.	5 12
									165 H	Georgia St.	2 3
									189 H	Savannah St.	11 2
									191 A	Stetson	4 0
									191 A	Stetson	0 5
									191 A	Stetson	4 0
									198 H	Jacksonville	0 4
									198 H	Jacksonville	10 12
									198 H	Jacksonville	14 4
									228 H	Evansville	3 8
									228 H	Evansville	6 3
									228 H	Evansville	4 3
									254 A	Alabama St.	2 1
									254 H	Alabama St.	6 2
									274 H	Northern Ky.	14 4
									274 H	Northern Ky.	15 4
									274 H	Northern Ky.	12 1
LAST 10 GAMES			86 A	Western Caro.	0 2	165 H	Georgia St.	2 3	254 A	Alabama St.	2 1
			62 A	North Florida	3 14	198 H	Jacksonville	10 12	254 H	Alabama St.	6 2
			62 A	North Florida	1 9	198 H	Jacksonville	0 4	274 H	Northern Ky.	14 4
			62 A	North Florida	4 0	198 H	Jacksonville	14 4	274 H	Northern Ky.	15 4
			111 A	Ga. Southern	8 3	165 A	Georgia St.	5 12	274 H	Northern Ky.	12 1

Non-Div. I Games:

Kennesaw St.

Average RPI Win: 97		WON-LOST	WINNING	LAST 10	STRENGTH OF		OPP. STRENGTH	TEAM	ADJ	CONF.	ADJ CONF.
Average RPI Loss: 67		RECORD	PCT. RANK	GAMES	SCHEDULE		OF SCHEDULE	RPI	RPI	RPI	RPI
DIV. I ONLY		15-26-0	.36585	228	4-6-0		27	20	146	.50309	146
DIV. I NON-CONF.		11-12-0	.47826	152	2-1-0		28	83	115	.51568	115
TOTALS		RPI 1-25	RPI 26-50		W-L RECORDS		RPI 51-100		RPI 101-150		RPI 150+
15-26-0		3-4-0	2-10-0		OVERALL		3-4-0		5-7-0		3-1-0
10-16-0		1-4-0	0-3-0		HOME		3-4-0		3-5-0		3-0-0
5-10-0		1-0-0	2-7-0		AWAY		0-0-0		2-2-0		0-1-0
1-0-0		1-0-0	0-0-0		NEUTRAL		0-0-0		0-0-0		0-0-0
11-12-0		2-2-0	0-0-0		NON-CONFERENCE		3-4-0		4-5-0		3-1-0
8-9-0		0-2-0	0-0-0		HOME		3-4-0		2-3-0		3-0-0
3-3-0		1-0-0	0-0-0		AWAY		0-0-0		2-2-0		0-1-0
1-0-0		1-0-0	0-0-0		NEUTRAL		0-0-0		0-0-0		0-0-0
4-14-0		1-2-0	2-10-0		CONFERENCE		0-0-0		1-2-0		0-0-0
2-7-0		1-2-0	0-3-0		HOME		0-0-0		1-2-0		0-0-0
2-7-0		0-0-0	2-7-0		AWAY		0-0-0		0-0-0		0-0-0
0-0-0		0-0-0	0-0-0		NEUTRAL		0-0-0		0-0-0		0-0-0
RPI	S	Opponent	Score	RPI	S	Opponent	Score	RPI	S	Opponent	Score
4	H	Vanderbilt	4 15	27	A	Kentucky	7 6	86	H	Western Caro.	7 12
4	H	Vanderbilt	1 5	27	A	Kentucky	0 5	92	H	Appalachian St.	5 8
4	H	Vanderbilt	3 1	27	A	Kentucky	2 3	92	H	Appalachian St.	9 4
13	A	Clemson	5 3	33	H	Alabama	3 6	99	H	Furman	5 7
13	H	Clemson	1 9	33	H	Alabama	3 6	100	H	Liberty	3 1
22	H	Georgia Tech	5 7	33	H	Alabama	0 3	100	H	Liberty	12 0
22	N	Georgia Tech	17 0	34	A	Texas A&M	4 11	100	H	Liberty	8 11
				34	A	Texas A&M	1 2				
				34	A	Texas A&M	1 4				
				37	A	Auburn	3 4				
				37	A	Auburn	4 8				
				37	A	Auburn	7 1				
LAST 10 GAMES											
22	N	Georgia Tech	17 0	37	A	Auburn	7 1	108	H	Presbyterian	10 1
4	H	Vanderbilt	1 5	37	A	Auburn	4 8	111	A	Ga. Southern	6 5
4	H	Vanderbilt	3 1	37	A	Auburn	3 4	111	A	Ga. Southern	2 3
4	H	Vanderbilt	4 15	22	H	Georgia Tech	5 7	111	A	Ga. Southern	2 11
108	H	Presbyterian	10 1	115	H	Missouri	5 8	115	H	Missouri	5 8
								115	H	Missouri	6 5
								116	H	Belmont	10 11
								116	H	Belmont	4 5
								116	H	Belmont	2 1
								145	A	Kennesaw St.	2 1
								145	H	Kennesaw St.	1 2
								165	A	Georgia St.	7 10
								188	H	UAB	6 2
								188	H	UAB	14 2
								188	H	UAB	13 2

Non-Div. I Games:

Georgia

Average RPI Win:		195	WON-LOST RECORD		WINNING PCT. RANK		LAST 10 GAMES		STRENGTH OF SCHEDULE		OPP. STRENGTH OF SCHEDULE		TEAM RPI		ADJ RPI		CONF. RPI		ADJ CONF. RPI	
DIV. I ONLY			21-16-0		.56757 96		5-5-0		244		203		147		.50298 147		21		21	
DIV. I NON-CONF.			10-12-0		.45455 169		0-3-0		243		228		165		.49244 165		18		18	
TOTALS		RPI 1-25		RPI 26-50		W-L RECORDS		RPI 51-100		RPI 101-150		RPI 150+								
21-16-0		0-1-0		0-0-0		OVERALL		0-3-0		5-4-0		16-9-0								
7-2-0		0-0-0		0-0-0		HOME		0-0-0		3-0-0		4-3-0								
11-13-0		0-1-0		0-0-0		AWAY		0-3-0		2-4-0		9-5-0								
3-1-0		0-0-0		0-0-0		NEUTRAL		0-0-0		0-0-0		3-1-0								
10-12-0		0-1-0		0-0-0		NON-CONFERENCE		0-3-0		2-4-0		8-5-0								
0-1-0		0-0-0		0-0-0		HOME		0-0-0		0-0-0		0-1-0								
7-11-0		0-1-0		0-0-		AWAY		0-3-0		2-4-0		5-3-0								
3-1-0		0-0-0		0-0-0		NEUTRAL		0-0-0		0-0-0		3-1-0								
11-4-0		0-0-0		0-0-0		CONFERENCE		0-0-0		3-0-0		8-4-0								
7-2-0		0-0-0		0-0-0		HOME		0-0-0		3-0-0		4-2-0								
4-2-0		0-0-0		0-0-0		AWAY		0-0-0		0-0-0		4-2-0								
0-0-0		0-0-0		0-0-0		NEUTRAL		0-0-0		0-0-0		0-0-0								
RPI	S	Opponent		Score		RPI	S	Opponent		Score		RPI	S	Opponent		Score				
4	A	Vanderbilt		2 4								93	A	Canisius		5 6				
												93	A	Canisius		1 2				
												93	A	Canisius		5 7				
												101	H	Kent St.		3 2				
												101	H	Kent St.		4 3				
												101	H	Kent St.		6 5				
												113	A	Memphis		9 8				
												113	A	Memphis		1 9				
												113	A	Memphis		4 7				
												116	A	Belmont		2 9				
												143	A	VMI		4 6				
												143	A	VMI		10 3				
												152	A	Longwood		3 2				
												152	A	Longwood		2 5				
												152	A	Longwood		11 4				
												179	H	Central Mich.		5 4				
												179	H	Central Mich.		7 0				
												179	H	Central Mich.		3 4				
												185	A	Eastern Mich.		2 9				
												185	A	Eastern Mich.		7 4				
												185	A	Eastern Mich.		4 0				
												199	H	Toledo		3 1				
												199	H	Toledo		6 3				
												199	H	Toledo		0 6				
												230	A	Western Mich.		3 4				
												230	A	Western Mich.		10 3				
												230	A	Western Mich.		7 5				
												235	H	Niagara		3 9				
												252	N	Oakland		8 4				
												252	N	Oakland		3 8				
LAST 10 GAMES																				
												235	H	Niagara		3 9				
												93	A	Canisius		5 7				
												185	A	Eastern Mich.		4 0				
												185	A	Eastern Mich.		2 9				
												185	A	Eastern Mich.		7 4				
												199	H	Toledo		0 6				

Non-Div. I Games:

Buffalo

RPI	S	Opponent	Score	
258	A	N.C. A&T	10	6
258	A	N.C. A&T	3	6
258	A	N.C. A&T	5	6
278	A	Dayton	8	5
278	A	Dayton	4	0
295	N	UMES	6	3
295	N	UMES	9	6

B
u
f
f
a
l
o

B
u
f
f
a
l
o

Buffalo

Average RPI Win: 187		WON-LOST RECORD	WINNING PCT. RANK	LAST 10 GAMES	STRENGTH OF SCHEDULE	OPP. STRENGTH OF SCHEDULE	TEAM RPI	ADJ RPI	CONF. RPI	ADJ CONF. RPI		
Average RPI Loss: 107												
DIV. I ONLY		21-18-0	.53846 118	5-5-0	152	145	148	.5021 148	18	18		
DIV. I NON-CONF.		15-9-0	.625 80	1-1-0	143	95	75	.53744 75	20	20		
<hr/>												
TOTALS		RPI 1-25		RPI 26-50		W-L RECORDS		RPI 51-100		RPI 101-150		RPI 150+
21-18-0		0-0-0		0-5-0		OVERALL		1-4-0		9-4-0		11-5-0
17-6-0		0-0-0		0-0-0		HOME		1-0-0		7-2-0		9-4-0
4-12-0		0-0-0		0-5-0		AWAY		0-4-0		2-2-0		2-1-0
0-0-0		0-0-0		0-0-0		NEUTRAL		0-0-0		0-0-0		0-0-0
15-9-0		0-0-0		0-5-0		NON-CONFERENCE		1-1-0		7-3-0		7-0-0
13-1-0		0-0-0		0-0-0		HOME		1-0-0		5-1-0		7-0-0
2-8-0		0-0-0		0-0-		AWAY		0-1-0		2-2-0		0-0-0
0-0-0		0-0-0		0-0-0		NEUTRAL		0-0-0		0-0-0		0-0-0
6-9-0		0-0-0		0-0-0		CONFERENCE		0-3-0		2-1-0		4-5-0
4-5-0		0-0-0		0-0-0		HOME		0-0-0		2-1-0		2-4-0
2-4-0		0-0-0		0-0-0		AWAY		0-3-0		0-0-0		2-1-0
0-0-0		0-0-0		0-0-0		NEUTRAL		0-0-0		0-0-0		0-0-0
RPI	S	Opponent	Score	RPI	S	Opponent	Score	RPI	S	Opponent	Score	
				29	A	La.-Lafayette	6 18	58	A	CSU Bakersfield	1 10	
				29	A	La.-Lafayette	6 9	58	A	CSU Bakersfield	5 6	
				29	A	La.-Lafayette	1 2	58	A	CSU Bakersfield	3 6	
				34	A	Texas A&M	4 11	68	A	Lamar	0 4	
				45	A	Rice	5 11	85	H	Baylor	5 3	
										110	H Washington St.	4 3
										110	H Washington St.	13 10
										110	H Washington St.	12 3
										110	H Washington St.	3 6
										117	H Sacramento St.	1 12
										117	H Sacramento St.	7 2
										117	H Sacramento St.	8 5
										128	A Tulane	3 2
										128	A Tulane	3 8
										128	A Tulane	1 2
										135	H Stephen F. Austin	13 3
										139	A A&M-Corpus Christi	19 4
										139	H A&M-Corpus Christi	12 5
										164	H Texas-Arlington	2 15
										164	H Texas-Arlington	6 7
										164	H Texas-Arlington	9 2
										174	A Texas St.	0 6
										215	H Tex.-Pan American	7 1
										233	H Neb. Omaha	5 0
										241	H Penn St.	3 2
										257	A Seattle	8 1
										257	A Seattle	8 4
										266	H San Jose St.	7 11
										266	H San Jose St.	4 12
										266	H San Jose St.	14 8
										275	H Air Force	9 2
										275	H Air Force	6 1
LAST 10 GAMES												
				117	H	Sacramento St.	8 5	58	A	CSU Bakersfield	1 10	
				117	H	Sacramento St.	1 12	58	A	CSU Bakersfield	3 6	
				117	H	Sacramento St.	7 2	139	H	A&M-Corpus Christi	12 5	
				68	A	Lamar	0 4	257	A	Seattle	8 4	
				58	A	CSU Bakersfield	5 6	257	A	Seattle	8 1	

Non-Div. I Games:

UTSA

RPI	S	Opponent	Score	
275	H	Air Force	13	8
275	H	Air Force	12	4

UTSA

U
T
S
A

U
T
S
A

Average RPI Win:		203	WON-LOST RECORD		WINNING PCT. RANK		LAST 10 GAMES		STRENGTH OF SCHEDULE		OPP. STRENGTH OF SCHEDULE		TEAM RPI		ADJ RPI		CONF. RPI		ADJ CONF. RPI				
Average RPI Loss:		86																					
DIV. I ONLY			23-18-0		.56098 102		5-5-0		187		161		149		.50111 149		18		18				
DIV. I NON-CONF.			14-11-0		.56 105		0-2-0		197		143		150		.49899 150		20		20				
TOTALS		RPI 1-25		RPI 26-50		W-L RECORDS		RPI 51-100		RPI 101-150		RPI 150+											
23-18-0		0-2-0		0-3-0		OVERALL		3-6-0		4-5-0		16-3-0											
16-7-0		0-0-0		0-0-0		HOME		1-0-0		4-4-0		11-3-0											
6-10-0		0-2-0		0-2-0		AWAY		2-6-0		0-1-0		4-0-0											
1-1-0		0-0-0		0-1-0		NEUTRAL		0-0-0		0-0-0		1-0-0											
14-11-0		0-2-0		0-3-0		NON-CONFERENCE		2-4-0		3-3-0		9-0-0											
12-2-0		0-0-0		0-0-0		HOME		1-0-0		3-2-0		8-0-0											
1-9-0		0-2-0		0-0-		AWAY		1-4-0		0-1-0		0-0-0											
1-1-0		0-0-0		0-1-0		NEUTRAL		0-0-0		0-0-0		1-0-0											
9-7-0		0-0-0		0-0-0		CONFERENCE		1-2-0		1-2-0		7-3-0											
4-5-0		0-0-0		0-0-0		HOME		0-0-0		1-2-0		3-3-0											
5-2-0		0-0-0		0-0-0		AWAY		1-2-0		0-0-0		4-0-0											
0-0-0		0-0-0		0-0-0		NEUTRAL		0-0-0		0-0-0		0-0-0											
RPI	S	Opponent		Score		RPI	S	Opponent		Score		RPI	S	Opponent		Score		RPI	S	Opponent		Score	
8	A	North Carolina St.		3	8	40	A	Oklahoma		0	8	55	A	Wake Forest		4	0	117	H	Sacramento St.		4	16
8	A	North Carolina St.		2	9	40	A	Oklahoma		2	3	55	A	Wake Forest		1	6	117	H	Sacramento St.		5	4
						48	N	Illinois		2	3	55	A	Wake Forest		1	14	117	H	Sacramento St.		4	6
												58	A	CSU Bakersfield		0	4	120	A	Texas Tech		1	6
												58	A	CSU Bakersfield		5	4	120	H	Texas Tech		7	6
												58	A	CSU Bakersfield		2	13	125	H	Milwaukee		0	11
												72	A	New Mexico		6	13	125	H	Milwaukee		8	13
												72	H	New Mexico		10	5	125	H	Milwaukee		4	3
												78	A	East Carolina		1	5	125	H	Milwaukee		16	8
														156 H Dallas Baptist						7		5	
														156 H Dallas Baptist						16		5	
														156 H Dallas Baptist						10		12	
														174 H Texas St.						12		6	
														174 H Texas St.						7		12	
														174 H Texas St.						3		10	
														236 H La Salle						18		8	
														236 H La Salle						8		2	
														236 H La Salle						4		2	
														236 H La Salle						12		11	
														279 A Louisiana Tech						4		1	
														279 A Louisiana Tech						10		4	
														279 A Louisiana Tech						6		4	
														279 A Louisiana Tech						5		1	
														290 N Ohio						7		0	
														293 H Alabama A&M						20		6	
														293 H Alabama A&M						5		3	
														293 H Alabama A&M						30		3	
LAST 10 GAMES																							
						120	A	Texas Tech		1	6	72	A	New Mexico		6	13	279	A	Louisiana Tech		5	1
						279	A	Louisiana Tech		5	1	117	H	Sacramento St.		4	6	290	N	Ohio		7	0
						279	A	Louisiana Tech		4	1	117	H	Sacramento St.		4	16	293	H	Alabama A&M		20	6
						279	A	Louisiana Tech		6	4	117	H	Sacramento St.		5	4	293	H	Alabama A&M		5	3
						279	A	Louisiana Tech		10	4	156	H	Dallas Baptist		10	12	293	H	Alabama A&M		30	3

Non-Div. I Games:

New Mexico St.

RPI	S	Opponent	Score	
293	H	Alabama A&M	24	4

New Mexico St.

N
e
w
M
e
x
i
c
o
s
t
.

N
e
w
M
e
x
i
c
o
s
t
.

Average RPI Win: 212		WON-LOST RECORD	WINNING PCT. RANK	LAST 10 GAMES	STRENGTH OF SCHEDULE	OPP. STRENGTH OF SCHEDULE	TEAM RPI	ADJ RPI		CONF. RPI	ADJ CONF. RPI						
Average RPI Loss: 138																	
DIV. I ONLY		22-15-0	.59459	75	7-1-0	265	169	150	.50043	150	20	20					
DIV. I NON-CONF.		9-11-0	.45	177	0-0-0	256	70	181	.48503	180	19	19					
<hr/>																	
TOTALS		RPI 1-25		RPI 26-50		W-L RECORDS		RPI 51-100		RPI 101-150		RPI 150+					
22-15-0		0-1-0		1-5-0		OVERALL		0-0-0		2-0-0		19-9-0					
6-2-0		0-0-0		0-0-0		HOME		0-0-0		0-0-0		6-2-0					
12-9-0		0-1-0		1-5-0		AWAY		0-0-0		0-0-0		11-3-0					
4-4-0		0-0-0		0-0-0		NEUTRAL		0-0-0		2-0-0		2-4-0					
9-11-0		0-1-0		1-5-0		NON-CONFERENCE		0-0-0		2-0-0		6-5-0					
0-0-0		0-0-0		0-0-0		HOME		0-0-0		0-0-0		0-0-0					
5-7-0		0-1-0		1-0-		AWAY		0-0-0		0-0-0		4-1-0					
4-4-0		0-0-0		0-0-0		NEUTRAL		0-0-0		2-0-0		2-4-0					
13-4-0		0-0-0		0-0-0		CONFERENCE		0-0-0		0-0-0		13-4-0					
6-2-0		0-0-0		0-0-0		HOME		0-0-0		0-0-0		6-2-0					
7-2-0		0-0-0		0-0-0		AWAY		0-0-0		0-0-0		7-2-0					
0-0-0		0-0-0		0-0-0		NEUTRAL		0-0-0		0-0-0		0-0-0					
RPI	S	Opponent		Score		RPI	S	Opponent		Score		RPI	S	Opponent		Score	
12	A	Miami (FL)		2	6	36	A	Fla. Atlantic		8	0	105	N	West Virginia		2	1
						36	A	Fla. Atlantic		6	15	123	N	Saint Louis		6	1
						37	A	Auburn		4	8	153	N	Iowa		2	9
						37	A	Auburn		3	4	157	H	Albany (NY)		7	4
						37	A	Auburn		2	3	157	H	Albany (NY)		6	7
						37	A	Auburn		3	12	157	H	Albany (NY)		4	1
												176	H	Binghamton		3	2
												176	H	Binghamton		5	2
												191	A	Stetson		7	1
												191	A	Stetson		16	4
												191	A	Stetson		3	6
												193	N	Georgetown		3	8
												220	A	Hartford		9	3
												220	A	Hartford		6	7
												220	A	Hartford		7	2
												230	N	Western Mich.		0	1
												230	N	Western Mich.		3	7
												247	A	Stony Brook		1	7
												247	A	Stony Brook		1	0
												247	A	Stony Brook		8	3
												247	H	Stony Brook		2	1
												247	H	Stony Brook		3	2
												247	H	Stony Brook		0	1
												255	A	UMBC		8	7
												255	A	UMBC		10	7
												255	A	UMBC		19	0
												281	A	Florida A&M		6	2
<hr/>																	
Non-Div. I Games:				Thomas (ME)		19	3	Colby		9	8						

Maine

RPI	S	Opponent	Score	
281	A	Florida A&M	5	0
296	N	Chicago St.	13	7
296	N	Chicago St.	9	5

Maine

M
a
i
n
e

M
a
i
n
e

Butler

Longwood

Longwood

Average RPI Win: 152		WON-LOST	WINNING	LAST 10	STRENGTH OF	OPP. STRENGTH	TEAM	ADJ	CONF.	ADJ CONF.										
Average RPI Loss: 107		RECORD	PCT. RANK	GAMES	SCHEDULE	OF SCHEDULE	RPI	RPI	RPI	RPI										
DIV. I ONLY		14-20-0	.41176	210	4-6-0	76	144	153	.49836	153	6	6								
DIV. I NON-CONF.		11-11-0	.5	137	2-3-0	48	201	96	.52806	94	5	5								
<hr/>																				
TOTALS		RPI 1-25		RPI 26-50		W-L RECORDS		RPI 51-100		RPI 101-150		RPI 150+								
14-20-0		1-5-0		2-5-0		OVERALL		1-1-0		3-0-0		7-9-0								
3-8-0		0-3-0		2-4-0		HOME		0-1-0		0-0-0		1-0-0								
5-8-0		1-2-0		0-0-0		AWAY		0-0-0		1-0-0		3-6-0								
6-4-0		0-0-0		0-1-0		NEUTRAL		1-0-0		2-0-0		3-3-0								
11-11-0		1-2-0		1-3-0		NON-CONFERENCE		1-1-0		3-0-0		5-5-0								
2-3-0		0-0-0		1-2-0		HOME		0-1-0		0-0-0		1-0-0								
3-4-0		1-2-0		0-0-		AWAY		0-0-0		1-0-0		1-2-0								
6-4-0		0-0-0		0-1-0		NEUTRAL		1-0-0		2-0-0		3-3-0								
3-9-0		0-3-0		1-2-0		CONFERENCE		0-0-0		0-0-0		2-4-0								
1-5-0		0-3-0		1-2-0		HOME		0-0-0		0-0-0		0-0-0								
2-4-0		0-0-0		0-0-0		AWAY		0-0-0		0-0-0		2-4-0								
0-0-0		0-0-0		0-0-0		NEUTRAL		0-0-0		0-0-0		0-0-0								
<hr/>																				
RPI	S	Opponent		Score		RPI	S	Opponent		Score		RPI	S	Opponent		Score				
14	H	Indiana		4 6		35	H	Nebraska		6 5		51	H	Kansas		3 8				
14	H	Indiana		5 16		35	H	Nebraska		8 12		72	N	New Mexico		6 2				
14	H	Indiana		6 9		35	H	Nebraska		5 12										
25	A	Austin Peay		13 1		39	H	Kansas St.		3 5										
25	A	Austin Peay		2 4		39	H	Kansas St.		4 11										
25	A	Austin Peay		1 6		39	H	Kansas St.		6 1										
						40	N	Oklahoma		1 3										
<hr/>																				
LAST 10 GAMES																				
241	A	Penn St.		4 7		39	H	Kansas St.		4 11										
241	A	Penn St.		7 8		39	H	Kansas St.		6 1										
241	A	Penn St.		5 2		51	H	Kansas		3 8										
233	A	Neb. Omaha		3 0		35	H	Nebraska		6 5										
39	H	Kansas St.		3 5		35	H	Nebraska		8 12										

Non-Div. I Games:

Iowa

UCF

Average RPI Win: 172		WON-LOST RECORD		WINNING PCT. RANK		LAST 10 GAMES		STRENGTH OF SCHEDULE		OPP. STRENGTH OF SCHEDULE		TEAM RPI		ADJ RPI		CONF. RPI		ADJ CONF. RPI	
DIV. I ONLY		22-19-0		.53659 121		4-6-0		171		70		154		.49747 154		10		10	
DIV. I NON-CONF.		14-12-0		.53846 119		0-2-0		217		52		195		.47761 194		10		10	
TOTALS		RPI 1-25		RPI 26-50		W-L RECORDS		RPI 51-100		RPI 101-150		RPI 150+							
22-19-0		0-3-0		2-2-0		OVERALL		1-5-0		5-5-0		14-4-0							
16-10-0		0-1-0		0-1-0		HOME		1-4-0		5-1-0		10-3-0							
6-9-0		0-2-0		2-1-0		AWAY		0-1-0		0-4-0		4-1-0							
0-0-0		0-0-0		0-0-0		NEUTRAL		0-0-0		0-0-0		0-0-0							
14-12-0		0-3-0		0-1-0		NON-CONFERENCE		0-3-0		5-2-0		9-3-0							
13-7-0		0-1-0		0-1-0		HOME		0-2-0		5-1-0		8-2-0							
1-5-0		0-2-0		0-0-		AWAY		0-1-0		0-1-0		1-1-0							
0-0-0		0-0-0		0-0-0		NEUTRAL		0-0-0		0-0-0		0-0-0							
8-7-0		0-0-0		2-1-0		CONFERENCE		1-2-0		0-3-0		5-1-0							
3-3-0		0-0-0		0-0-0		HOME		1-2-0		0-0-0		2-1-0							
5-4-0		0-0-0		2-1-0		AWAY		0-0-0		0-3-0		3-0-0							
0-0-0		0-0-0		0-0-0		NEUTRAL		0-0-0		0-0-0		0-0-0							
RPI S	Opponent	Score		RPI S	Opponent	Score		RPI S	Opponent	Score		RPI S	Opponent	Score					
12 A	Miami (FL)	0	5	36 H	Fla. Atlantic	2	10	62 H	North Florida	5	9	103 H	Connecticut	7	3				
18 A	Florida	3	5	45 A	Rice	6	7	77 H	Southern Miss.	1	4	107 A	Bethune-Cookman	0	6				
18 H	Florida	3	5	45 A	Rice	5	1	77 H	Southern Miss.	3	4	113 A	Memphis	1	2				
				45 A	Rice	11	7	77 H	Southern Miss.	4	3	113 A	Memphis	2	5				
								96 A	South Fla.	3	9	113 A	Memphis	7	8				
								96 H	South Fla.	4	6	120 H	Texas Tech	13	8				
												142 H	Columbia	6	1				
												142 H	Columbia	10	3				
												142 H	Columbia	4	5				
												142 H	Columbia	5	1				
												188 A	UAB	12	10				
												188 A	UAB	6	1				
												188 A	UAB	8	0				
												198 A	Jacksonville	5	7				
												198 A	Jacksonville	6	4				
												198 H	Jacksonville	5	2				
												198 H	Jacksonville	0	4				
												200 H	Siena	4	7				
												200 H	Siena	7	1				
												200 H	Siena	8	2				
												206 H	Marshall	3	1				
												206 H	Marshall	11	0				
												206 H	Marshall	4	5				
												209 H	Winthrop	12	7				
												209 H	Winthrop	3	0				
												209 H	Winthrop	7	6				
												281 H	Florida A&M	6	4				

Non-Div. I Games:

UCF

RPI	S	Opponent	Score	
281	H	Florida A&M	5	2

UCF

U
C
F

U
C
F

V
C
U

VCU

Average RPI Win:	170	WON-LOST RECORD	WINNING PCT. RANK	LAST 10 GAMES	STRENGTH OF SCHEDULE	OPP. STRENGTH OF SCHEDULE	TEAM RPI	ADJ RPI	CONF. RPI	ADJ CONF. RPI		
DIV. I ONLY		21-19-0	.525	131	5-5-0	193	134	156	.49739	156	18	18
DIV. I NON-CONF.		13-12-0	.52	134	1-2-0	209	57	169	.49065	169	20	20
<hr/>												
TOTALS	RPI 1-25	RPI 26-50		W-L RECORDS		RPI 51-100		RPI 101-150		RPI 150+		
21-19-0	0-0-0	1-1-0		OVERALL		3-8-0		9-8-0		8-3-0		
11-9-0	0-0-0	0-0-0		HOME		2-5-0		3-3-0		6-2-0		
10-10-0	0-0-0	1-1-0		AWAY		1-3-0		6-5-0		2-1-0		
0-0-0	0-0-0	0-0-0		NEUTRAL		0-0-0		0-0-0		0-0-0		
13-12-0	0-0-0	1-1-0		NON-CONFERENCE		2-6-0		6-5-0		4-1-0		
7-8-0	0-0-0	0-0-0		HOME		2-5-0		1-2-0		4-1-0		
6-5-0	0-0-0	1-0-		AWAY		0-1-0		5-3-0		0-0-0		
0-0-0	0-0-0	0-0-0		NEUTRAL		0-0-0		0-0-0		0-0-0		
8-7-0	0-0-0	0-0-0		CONFERENCE		1-2-0		3-3-0		4-2-0		
4-2-0	0-0-0	0-0-0		HOME		0-0-0		2-1-0		2-1-0		
4-5-0	0-0-0	0-0-0		AWAY		1-2-0		1-2-0		2-1-0		
0-0-0	0-0-0	0-0-0		NEUTRAL		0-0-0		0-0-0		0-0-0		
RPI	S	Opponent	Score	RPI	S	Opponent	Score	RPI	S	Opponent	Score	
				34	A	Texas A&M	0 2	58	A	CSU Bakersfield	4 10	
				45	A	Rice	6 4	58	A	CSU Bakersfield	4 10	
								58	A	CSU Bakersfield	7 3	
								73	H	Creighton	1 3	
								73	H	Creighton	9 11	
								73	H	Creighton	6 15	
								80	H	Sam Houston St.	8 7	
								80	H	Sam Houston St.	18 4	
								80	H	Sam Houston St.	8 12	
								85	A	Baylor	1 6	
								85	H	Baylor	5 9	

Non-Div. I Games:

Dallas Baptist

RPI	S	Opponent	Score	
297	H	Mississippi Val.	24	3

Dallas Baptist

D
a
l
l
a
s
B
a
p
t
i
s
t

D
a
l
l
a
s
B
a
p
t
i
s
t

Average RPI Win:		223	WON-LOST RECORD		WINNING PCT. RANK		LAST 10 GAMES		STRENGTH OF SCHEDULE		OPP. STRENGTH OF SCHEDULE		TEAM RPI		ADJ RPI		CONF. RPI		ADJ CONF. RPI				
DIV. I ONLY			16-16-1		.5 152		6-3-1		206		264		157		.49686 157		20		20				
DIV. I NON-CONF.			6-8-1		.43333 188		2-0-1		77		285		103		.52253 103		19		19				
TOTALS		RPI 1-25		RPI 26-50		W-L RECORDS		RPI 51-100		RPI 101-150		RPI 150+											
16-16-1		0-3-0		0-0-0		OVERALL		0-2-0		2-2-0		14-9-1											
5-1-0		0-0-0		0-0-0		HOME		0-0-0		0-0-0		5-1-0											
11-13-1		0-3-0		0-0-0		AWAY		0-0-0		2-2-0		9-8-1											
0-2-0		0-0-0		0-0-0		NEUTRAL		0-2-0		0-0-0		0-0-0											
6-8-1		0-3-0		0-0-0		NON-CONFERENCE		0-2-0		1-0-0		5-3-1											
0-0-0		0-0-0		0-0-0		HOME		0-0-0		0-0-0		0-0-0											
6-6-1		0-3-0		0-0-		AWAY		0-0-0		1-0-0		5-3-1											
0-2-0		0-0-0		0-0-0		NEUTRAL		0-2-0		0-0-0		0-0-0											
10-8-0		0-0-0		0-0-0		CONFERENCE		0-0-0		1-2-0		9-6-0											
5-1-0		0-0-0		0-0-0		HOME		0-0-0		0-0-0		5-1-0											
5-7-0		0-0-0		0-0-0		AWAY		0-0-0		1-2-0		4-5-0											
0-0-0		0-0-0		0-0-0		NEUTRAL		0-0-0		0-0-0		0-0-0											
RPI	S	Opponent		Score		RPI	S	Opponent		Score		RPI	S	Opponent		Score							
11	A	South Carolina		3	8							140	A	St. John's (NY)		8	6						
11	A	South Carolina		1	14							150	A	Maine		4	7						
11	A	South Carolina		4	6							150	A	Maine		7	6						
												150	A	Maine		1	4						
												169	A	Cornell		4	1						
												169	A	Cornell		4	5						
												176	A	Binghamton		1	4						
												176	A	Binghamton		3	4						
												176	A	Binghamton		5	3						
												197	A	Marist		6	6						
												197	A	Marist		5	4						
												220	A	Hartford		5	15						
												220	A	Hartford		9	6						
												220	A	Hartford		1	3						
												220	H	Hartford		23	8						
												220	H	Hartford		10	9						
												220	H	Hartford		5	11						
												225	A	UNC Greensboro		8	9						
												225	A	UNC Greensboro		8	5						
												225	A	UNC Greensboro		0	9						
												247	H	Stony Brook		5	4						
												247	H	Stony Brook		4	3						
												247	H	Stony Brook		9	6						
												255	A	UMBC		5	2						
												255	A	UMBC		3	4						
												255	A	UMBC		13	1						
												298	A	NYIT		2	0						
LAST 10 GAMES																							
220 H Hartford						10 9						176 A Binghamton						5 3					
220 H Hartford						23 8						176 A Binghamton						3 4					
220 H Hartford						5 11						197 A Marist						6 6					
140 A St. John's (NY)						8 6						197 A Marist						5 4					
176 A Binghamton						1 4						247 H Stony Brook						4 3					

Non-Div. I Games:

Albany (NY)

RPI	S	Opponent	Score	
298	A	NYIT	3	2

Albany (NY)

A
l
b
a
n
y
(
N
Y
)

A
l
b
a
n
y
(
N
Y
)

Average RPI Win:		236	WON-LOST RECORD		WINNING PCT. RANK		LAST 10 GAMES		STRENGTH OF SCHEDULE		OPP. STRENGTH OF SCHEDULE		TEAM RPI		ADJ RPI		CONF. RPI		ADJ CONF. RPI		
DIV. I ONLY			15-12-0		.55556 107		6-4-0		224		283		158		.49609 158		27		27		
DIV. I NON-CONF.			10-9-0		.52632 125		1-1-0		187		274		129		.51045 129		26		26		
TOTALS		RPI 1-25		RPI 26-50		W-L RECORDS		RPI 51-100		RPI 101-150		RPI 150+									
15-12-0		0-2-0		0-2-0		OVERALL		0-2-0		2-1-0		13-5-0									
2-2-0		0-0-0		0-0-0		HOME		0-0-0		0-0-0		2-2-0									
10-5-0		0-0-0		0-0-0		AWAY		0-2-0		2-1-0		8-2-0									
3-5-0		0-2-0		0-2-0		NEUTRAL		0-0-0		0-0-0		3-1-0									
10-9-0		0-2-0		0-2-0		NON-CONFERENCE		0-2-0		2-1-0		8-2-0									
0-0-0		0-0-0		0-0-0		HOME		0-0-0		0-0-0		0-0-0									
7-4-0		0-0-0		0-0-		AWAY		0-2-0		2-1-0		5-1-0									
3-5-0		0-2-0		0-2-0		NEUTRAL		0-0-0		0-0-0		3-1-0									
5-3-0		0-0-0		0-0-0		CONFERENCE		0-0-0		0-0-0		5-3-0									
2-2-0		0-0-0		0-0-0		HOME		0-0-0		0-0-0		2-2-0									
3-1-0		0-0-0		0-0-0		AWAY		0-0-0		0-0-0		3-1-0									
0-0-0		0-0-0		0-0-0		NEUTRAL		0-0-0		0-0-0		0-0-0									
RPI	S	Opponent		Score		RPI	S	Opponent		Score		RPI	S	Opponent		Score					
21	N	Mercer		2	10	38	N	Ohio St.		2	5	89	A	Minnesota		1	5				
21	N	Mercer		3	4	38	N	Ohio St.		2	10	95	A	Indiana St.		4	5				
												123 A Saint Louis						3	0		
												123 A Saint Louis						6	11		
												123 A Saint Louis						5	3		
												204 H North Dakota St.						1	3		
												204 H North Dakota St.						5	4		
												204 H North Dakota St.						3	0		
												204 H North Dakota St.						2	3		
												217 A Northern Colo.						12	13		
												217 A Northern Colo.						5	1		
												217 A Northern Colo.						11	8		
						251 N St. Bonaventure						10	5								
						251 N St. Bonaventure						12	7								
						252 A Oakland						3	0								
						252 A Oakland						10	3								
						284 A IPFW						14	11								
						284 A IPFW						0	1								
						285 A Alcorn						10	2								
						285 A Alcorn						18	4								
						297 A Mississippi Val.						6	4								
						297 N Mississippi Val.						12	2								
						297 N Mississippi Val.						3	4								
						LAST 10 GAMES															
						252 A Oakland						3	0	204 H North Dakota St.						5	4
						252 A Oakland						10	3	204 H North Dakota St.						1	3
						284 A IPFW						0	1	204 H North Dakota St.						2	3
						284 A IPFW						14	11	217 A Northern Colo.						12	13
						204 H North Dakota St.						3	0	217 A Northern Colo.						11	8

Non-Div. I Games:	Waldorf	5	0	Waldorf	3	0
-------------------	---------	---	---	---------	---	---

South Dakota St.

Average RPI Win: 206		WON-LOST	WINNING	LAST 10	STRENGTH OF		OPP. STRENGTH	TEAM	ADJ		CONF.	ADJ CONF.			
Average RPI Loss: 135		RECORD	PCT. RANK	GAMES	SCHEDULE		OF SCHEDULE	RPI	RPI		RPI	RPI			
DIV. I ONLY		24-14-0	.63158	59	4-6-0		239	187	159		.49529	159			
DIV. I NON-CONF.		17-9-0	.65385	65	2-4-0		270	123	166		.49215	166			
TOTALS		RPI 1-25	RPI 26-50		W-L RECORDS		RPI 51-100		RPI 101-150		RPI 150+				
24-14-0		0-1-0	1-1-0		OVERALL		1-3-0		4-4-0		18-6-0				
17-8-0		0-0-0	1-0-0		HOME		1-2-0		4-3-0		11-3-0				
7-6-0		0-1-0	0-1-0		AWAY		0-1-0		0-1-0		7-3-0				
0-0-0		0-0-0	0-0-0		NEUTRAL		0-0-0		0-0-0		0-0-0				
17-9-0		0-1-0	1-1-0		NON-CONFERENCE		1-3-0		3-2-0		12-3-0				
15-4-0		0-0-0	1-0-0		HOME		1-2-0		3-1-0		10-1-0				
2-6-0		0-1-0	0-0-		AWAY		0-1-0		0-1-0		2-2-0				
0-0-0		0-0-0	0-0-0		NEUTRAL		0-0-0		0-0-0		0-0-0				
7-5-0		0-0-0	0-0-0		CONFERENCE		0-0-0		1-2-0		6-3-0				
2-4-0		0-0-0	0-0-0		HOME		0-0-0		1-2-0		1-2-0				
5-1-0		0-0-0	0-0-0		AWAY		0-0-0		0-0-0		5-1-0				
0-0-0		0-0-0	0-0-0		NEUTRAL		0-0-0		0-0-0		0-0-0				
RPI	S	Opponent	Score		RPI	S	Opponent	Score		RPI	S	Opponent	Score		
3	A	Virginia	2	6	30	A	William & Mary	6	7	56	H	Rutgers	4	5	
					30	H	William & Mary	5	4						
										137	H	Northeastern	11	10	
										137	H	Northeastern	5	12	
										137	H	Northeastern	5	4	
										143	A	VMI	5	9	
										143	H	VMI	5	4	
										144	H	Charlotte	4	3	
										144	H	Charlotte	4	6	
										144	H	Charlotte	5	8	
										173	H	Saint Joseph's	7	9	
										173	H	Saint Joseph's	2	1	
										173	H	Saint Joseph's	3	7	
										198	A	Jacksonville	4	5	
										198	A	Jacksonville	8	3	
										198	A	Jacksonville	8	9	
										212	H	Bucknell	6	1	
										212	H	Bucknell	10	4	
										212	H	Bucknell	6	3	
										236	A	La Salle	22	1	
										236	A	La Salle	3	5	
										236	A	La Salle	6	2	
										240	H	Quinnipiac	5	4	
										240	H	Quinnipiac	2	1	
										240	H	Quinnipiac	2	5	
										243	H	Wagner	10	5	
										243	H	Wagner	4	2	
										243	H	Wagner	8	6	
										246	A	George Mason	7	5	
LAST 10 GAMES															

Non-Div. I Games:

Richmond

RPI	S	Opponent	Score	
246	H	George Mason	11	2
264	A	George Washington	8	7
264	A	George Washington	10	2
264	A	George Washington	3	1
286	H	Coppin St.	13	0

Richmond

R
i
c
h
m
o
n
d

R
i
c
h
m
o
n
d

Average RPI Win:		183	WON-LOST RECORD		WINNING PCT. RANK		LAST 10 GAMES		STRENGTH OF SCHEDULE		OPP. STRENGTH OF SCHEDULE		TEAM RPI		ADJ RPI		CONF. RPI		ADJ CONF. RPI	
DIV. I ONLY			18-21-0		.46154 183		5-5-0		147		174		160		.49483 160		15		15	
DIV. I NON-CONF.			16-11-0		.59259 91		3-0-0		188		162		111		.51688 111		15		15	
TOTALS		RPI 1-25		RPI 26-50		W-L RECORDS		RPI 51-100		RPI 101-150		RPI 150+								
18-21-0		1-1-0		0-3-0		OVERALL		3-10-0		2-1-0		12-6-0								
11-5-0		1-0-0		0-2-0		HOME		2-3-0		0-0-0		8-0-0								
7-15-0		0-1-0		0-0-0		AWAY		1-7-0		2-1-0		4-6-0								
0-1-0		0-0-0		0-1-0		NEUTRAL		0-0-0		0-0-0		0-0-0								
16-11-0		1-1-0		0-3-0		NON-CONFERENCE		2-2-0		2-1-0		11-4-0								
10-3-0		1-0-0		0-2-0		HOME		1-1-0		0-0-0		8-0-0								
6-7-0		0-1-0		0-0-		AWAY		1-1-0		2-1-0		3-4-0								
0-1-0		0-0-0		0-1-0		NEUTRAL		0-0-0		0-0-0		0-0-0								
2-10-0		0-0-0		0-0-0		CONFERENCE		1-8-0		0-0-0		1-2-0								
1-2-0		0-0-0		0-0-0		HOME		1-2-0		0-0-0		0-0-0								
1-8-0		0-0-0		0-0-0		AWAY		0-6-0		0-0-0		1-2-0								
0-0-0		0-0-0		0-0-0		NEUTRAL		0-0-0		0-0-0		0-0-0								
RPI	S	Opponent		Score		RPI	S	Opponent		Score		RPI	S	Opponent		Score				
25	A	Austin Peay		8	11	48	H	Illinois		1	4	53	A	Middle Tenn.		2	4			
25	H	Austin Peay		10	9	48	H	Illinois		5	7	53	A	Middle Tenn.		4	2			
						48	N	Illinois		1	2	73	A	Creighton		3	5			
												73	A	Creighton		3	4			
												73	A	Creighton		1	9			
												81	H	Western Ky.		4	6			
												81	H	Western Ky.		6	1			
												84	H	Missouri St.		3	7			
												84	H	Missouri St.		6	14			
												84	H	Missouri St.		8	5			
												95	A	Indiana St.		0	1			
												95	A	Indiana St.		1	8			
												95	A	Indiana St.		4	8			
														228 A Evansville		13	5			
														228 A Evansville		2	3			
														228 A Evansville		4	5			
														231 A Southeast Mo. St.		25	3			
														234 H Eastern Ky.		6	2			
														234 H Eastern Ky.		4	3			
														234 H Eastern Ky.		4	1			
														272 A Murray St.		8	9			
														272 H Murray St.		7	2			
														283 A UT Martin		8	4			
														283 H UT Martin		7	6			
LAST 10 GAMES																				
73 A Creighton						1	9	84 H Missouri St.						6	14					
73 A Creighton						3	5	84 H Missouri St.						3	7					
73 A Creighton						3	4	25 H Austin Peay						10	9					
283 H UT Martin						7	6	231 A Southeast Mo. St.						25	3					
84 H Missouri St.						8	5	228 A Evansville						13	5					

Non-Div. I Games:

Southern Ill.

Non-Div. I Games:

Tie, Loss, Non-Conf,S Site, H Home, A Away, N Neutral Page 195

Average RPI Win: 218		WON-LOST	WINNING	LAST 10	STRENGTH OF		OPP. STRENGTH	TEAM	ADJ	CONF.	ADJ CONF.
Average RPI Loss: 131		RECORD	PCT. RANK	GAMES	SCHEDULE		OF SCHEDULE	RPI	RPI	RPI	RPI
DIV. I ONLY		23-16-0	.58974	82	5-5-0		257	204	162	.4939	162
DIV. I NON-CONF.		9-10-0	.47368	158	1-2-0		76	55	66	.54304	66
TOTALS		RPI 1-25	RPI 26-50		W-L RECORDS		RPI 51-100		RPI 101-150		RPI 150+
23-16-0		0-3-0	1-3-0		OVERALL		1-3-0		2-0-0		19-8-0
10-5-0		0-0-0	0-1-0		HOME		0-0-0		1-0-0		9-5-0
12-11-0		0-3-0	1-2-0		AWAY		1-3-0		1-0-0		9-3-0
1-0-0		0-0-0	0-0-0		NEUTRAL		0-0-0		0-0-0		1-0-0
9-10-0		0-3-0	1-3-0		NON-CONFERENCE		1-3-0		2-0-0		5-2-0
2-2-0		0-0-0	0-1-0		HOME		0-0-0		1-0-0		1-1-0
6-9-0		0-3-0	1-0-		AWAY		1-3-0		1-0-0		3-1-0
1-0-0		0-0-0	0-0-0		NEUTRAL		0-0-0		0-0-0		1-0-0
14-6-0		0-0-0	0-0-0		CONFERENCE		0-0-0		0-0-0		14-6-0
8-4-0		0-0-0	0-0-0		HOME		0-0-0		0-0-0		8-4-0
6-2-0		0-0-0	0-0-0		AWAY		0-0-0		0-0-0		6-2-0
0-0-0		0-0-0	0-0-0		NEUTRAL		0-0-0		0-0-0		0-0-0
RPI S	Opponent	Score	RPI S	Opponent	Score	RPI S	Opponent	Score	RPI S	Opponent	Score
4 A	Vanderbilt	1 5	44 A	Delaware	7 3	56 A	Rutgers	6 7	118 A	Rider	3 1
4 A	Vanderbilt	1 13	44 A	Delaware	4 5	78 A	East Carolina	0 4	133 H	Hofstra	5 1
4 A	Vanderbilt	1 11	44 A	Delaware	4 11	78 A	East Carolina	4 3	155 A	VCU	7 1
			50 H	Seton Hall	1 10	78 A	East Carolina	6 7	155 A	VCU	3 8
									155 A	VCU	3 1
									192 H	Central Conn. St.	4 8
									192 H	Central Conn. St.	4 3
									192 H	Central Conn. St.	2 1
									192 H	Central Conn. St.	3 0
									213 H	Princeton	7 9
									239 H	Saint Peter's	12 2
									240 H	Quinnipiac	1 5
									240 H	Quinnipiac	5 1
									240 H	Quinnipiac	2 3
									240 H	Quinnipiac	1 0
									243 H	Wagner	3 6
									243 H	Wagner	3 2
									243 H	Wagner	3 1
									243 H	Wagner	7 3
									256 N	Villanova	7 6
									289 A	Fairleigh Dickinson	5 7
									289 A	Fairleigh Dickinson	5 6
									289 A	Fairleigh Dickinson	8 3
									289 A	Fairleigh Dickinson	8 2
									294 A	Mt. St. Mary's	13 7
									294 A	Mt. St. Mary's	13 1
									294 A	Mt. St. Mary's	7 2
LAST 10 GAMES			LAST 10 GAMES			LAST 10 GAMES			LAST 10 GAMES		
			50 H	Seton Hall	1 10	56 A	Rutgers	6 7	289 A	Fairleigh Dickinson	8 3
			289 A	Fairleigh Dickinson	5 6	118 A	Rider	3 1	289 A	Fairleigh Dickinson	8 2
			289 A	Fairleigh Dickinson	5 7	243 H	Wagner	7 3	294 A	Mt. St. Mary's	13 7
			289 A	Fairleigh Dickinson	8 3	243 H	Wagner	3 6	294 A	Mt. St. Mary's	13 1
			289 A	Fairleigh Dickinson	8 2	243 H	Wagner	3 2	294 A	Mt. St. Mary's	7 2

Non-Div. I Games:

Monmouth

RPI	S	Opponent	Score	
294	A	Mt. St. Mary's	15	4
295	A	UMES	8	2

Monmouth

M
o
n
m
o
u
t
h

M
o
n
m
o
u
t
h

Average RPI Win:	166	WON-LOST	WINNING	LAST 10	STRENGTH OF	OPP. STRENGTH	TEAM	ADJ	CONF.	ADJ CONF.		
Average RPI Loss:	102	RECORD	PCT. RANK	GAMES	SCHEDULE	OF SCHEDULE	RPI	RPI	RPI	RPI		
DIV. I ONLY		18-21-0	.46154	183	4-6-0	111	114	163	.493	163	8	8
DIV. I NON-CONF.		10-9-0	.52632	125	2-1-0	154	112	154	.49606	154	9	9
<hr/>												
TOTALS	RPI 1-25	RPI 26-50		W-L RECORDS		RPI 51-100		RPI 101-150		RPI 150+		
18-21-0	0-0-0	1-8-0		OVERALL		1-4-0		5-4-0		11-5-0		
14-9-0	0-0-0	1-2-0		HOME		1-3-0		4-0-0		8-4-0		
4-11-0	0-0-0	0-5-0		AWAY		0-1-0		1-4-0		3-1-0		
0-1-0	0-0-0	0-1-0		NEUTRAL		0-0-0		0-0-0		0-0-0		
<hr/>												
10-9-0	0-0-0	0-4-0		NON-CONFERENCE		1-1-0		2-1-0		7-3-0		
8-4-0	0-0-0	0-1-0		HOME		1-0-0		1-0-0		6-3-0		
2-4-0	0-0-0	0-0-		AWAY		0-1-0		1-1-0		1-0-0		
0-1-0	0-0-0	0-1-0		NEUTRAL		0-0-0		0-0-0		0-0-0		
<hr/>												
8-12-0	0-0-0	1-4-0		CONFERENCE		0-3-0		3-3-0		4-2-0		
6-5-0	0-0-0	1-1-0		HOME		0-3-0		3-0-0		2-1-0		
2-7-0	0-0-0	0-3-0		AWAY		0-0-0		0-3-0		2-1-0		
0-0-0	0-0-0	0-0-0		NEUTRAL		0-0-0		0-0-0		0-0-0		
<hr/>												
RPI	S	Opponent	Score	RPI	S	Opponent	Score	RPI	S	Opponent	Score	
				26	H	UNC Wilmington	1 9	88	H	Old Dominion	5 6	
				26	H	UNC Wilmington	17 5	88	H	Old Dominion	2 14	
				30	A	William & Mary	8 9	88	H	Old Dominion	4 7	
				30	A	William & Mary	4 8	100	A	Liberty	11 12	
				30	A	William & Mary	3 5	100	H	Liberty	21 4	
				43	A	Coastal Caro.	7 8					
				43	N	Coastal Caro.	3 4					
				49	A	Maryland	7 10					
				49	H	Maryland	5 10					
<hr/>												
LAST 10 GAMES												
				165	H	Georgia St.	8 5	30	A	William & Mary	4 8	
				165	H	Georgia St.	12 14	30	A	William & Mary	8 9	
				165	H	Georgia St.	9 8	30	A	William & Mary	3 5	
				152	A	Longwood	6 4	100	A	Liberty	11 12	
				119	A	Radford	8 6	88	H	Old Dominion	2 14	
<hr/>												
				220	H	Hartford		220	H	Hartford		
				220	H	Hartford		220	H	Hartford		
				220	H	Hartford		220	H	Hartford		
				246	A	George Mason	2 11	246	A	George Mason	5 2	
				246	A	George Mason		246	A	George Mason	11 4	

Non-Div. I Games:

James Madison

T
e
x
a
s
-
A
r
l
i
n
g
t
o
n

Texas-Arlington

Texas-Arlington

Average RPI Win:		201	WON-LOST		WINNING		LAST 10		STRENGTH OF		OPP. STRENGTH		TEAM		ADJ		CONF.		ADJ CONF.				
Average RPI Loss:		125	RECORD		PCT. RANK		GAMES		SCHEDULE		OF SCHEDULE		RPI		RPI		RPI		RPI				
DIV. I ONLY			26-16-0		.61905		62		7-3-0		269		93		165		.49265		165				
DIV. I NON-CONF.			20-7-0		.74074		38		6-1-0		296		134		187		.48209		186				
TOTALS			RPI 1-25		RPI 26-50		W-L RECORDS		RPI 51-100		RPI 101-150		RPI 150+										
26-16-0			1-2-0		0-6-0		OVERALL		3-0-0		3-0-0		19-8-0										
18-5-0			0-1-0		0-0-0		HOME		3-0-0		2-0-0		13-4-0										
6-10-0			1-1-0		0-6-0		AWAY		0-0-0		1-0-0		4-3-0										
2-1-0			0-0-0		0-0-0		NEUTRAL		0-0-0		0-0-0		2-1-0										
20-7-0			1-2-0		0-0-0		NON-CONFERENCE		0-0-0		3-0-0		16-5-0										
13-4-0			0-1-0		0-0-0		HOME		0-0-0		2-0-0		11-3-0										
5-2-0			1-1-0		0-0-		AWAY		0-0-0		1-0-0		3-1-0										
2-1-0			0-0-0		0-0-0		NEUTRAL		0-0-0		0-0-0		2-1-0										
6-9-0			0-0-0		0-6-0		CONFERENCE		3-0-0		0-0-0		3-3-0										
5-1-0			0-0-0		0-0-0		HOME		3-0-0		0-0-0		2-1-0										
1-8-0			0-0-0		0-6-0		AWAY		0-0-0		0-0-0		1-2-0										
0-0-0			0-0-0		0-0-0		NEUTRAL		0-0-0		0-0-0		0-0-0										
RPI	S	Opponent		Score		RPI	S	Opponent		Score		RPI	S	Opponent		Score		RPI	S	Opponent		Score	
21	A	Mercer		13 7		26	A	UNC Wilmington		0 9		88	H	Old Dominion		13 8		145	A	Kennesaw St.		3 2	
21	H	Mercer		4 9		26	A	UNC Wilmington		1 12		88	H	Old Dominion		7 4		145	H	Kennesaw St.		12 5	
22	A	Georgia Tech		5 16		26	A	UNC Wilmington		11 12		88	H	Old Dominion		12 10		146	H	Georgia		10 7	
						44	A	Delaware		2 7								151	H	Butler		12 7	
						44	A	Delaware		7 8								151	H	Butler		17 9	
						44	A	Delaware		2 4								151	H	Butler		8 10	
																		163	A	James Madison		14 12	
																		163	A	James Madison		5 8	
																		163	A	James Madison		8 9	
																		184	N	Boston College		0 2	
																		184	N	Boston College		7 6	
																		184	N	Boston College		5 4	
																		194	H	UNC Asheville		12 3	
																		194	H	UNC Asheville		13 5	
																		246	H	George Mason		12 3	
																		246	H	George Mason		13 14	
																		246	H	George Mason		8 7	
																		254	H	Alabama St.		14 1	
																		269	A	New Orleans		4 3	
																		269	A	New Orleans		2 3	
																		269	A	New Orleans		5 4	
																		269	A	New Orleans		6 5	
																		282	H	Grambling		8 7	
																		282	H	Grambling		4 9	
																		282	H	Grambling		7 17	
																		287	H	Fordham		9 3	
																		287	H	Fordham		12 9	

RPI	S	Opponent	Score	
287	H	Fordham	5	3
287	H	Fordham	5	2
293	H	Alabama A&M	20	0

Georgia St.

G
e
o
r
g
i
a
S
t
.

G
e
o
r
g
i
a
S
t
.

Average RPI Win:		201	WON-LOST RECORD		WINNING PCT. RANK		LAST 10 GAMES		STRENGTH OF SCHEDULE		OPP. STRENGTH OF SCHEDULE		TEAM RPI		ADJ RPI		CONF. RPI		ADJ CONF. RPI				
DIV. I ONLY			15-14-0		.51724 138		4-5-0		197		165		166		.49135 166		6		6				
DIV. I NON-CONF.			9-4-0		.69231 55		0-0-0		212		281		84		.53382 84		5		5				
TOTALS		RPI 1-25		RPI 26-50		W-L RECORDS		RPI 51-100		RPI 101-150		RPI 150+											
15-14-0		0-1-0		0-3-0		OVERALL		0-6-0		2-2-0		13-2-0											
6-5-0		0-0-0		0-0-0		HOME		0-3-0		2-1-0		4-1-0											
3-7-0		0-0-0		0-3-0		AWAY		0-3-0		0-0-0		3-1-0											
6-2-0		0-1-0		0-0-0		NEUTRAL		0-0-0		0-1-0		6-0-0											
9-4-0		0-0-0		0-0-0		NON-CONFERENCE		0-3-0		0-1-0		9-0-0											
2-0-0		0-0-0		0-0-0		HOME		0-0-0		0-0-0		2-0-0											
1-3-0		0-0-0		0-0-		AWAY		0-3-0		0-0-0		1-0-0											
6-1-0		0-0-0		0-0-0		NEUTRAL		0-0-0		0-1-0		6-0-0											
6-10-0		0-1-0		0-3-0		CONFERENCE		0-3-0		2-1-0		4-2-0											
4-5-0		0-0-0		0-0-0		HOME		0-3-0		2-1-0		2-1-0											
2-4-0		0-0-0		0-3-0		AWAY		0-0-0		0-0-0		2-1-0											
0-1-0		0-1-0		0-0-0		NEUTRAL		0-0-0		0-0-0		0-0-0											
RPI	S	Opponent		Score		RPI	S	Opponent		Score		RPI	S	Opponent		Score							
23	N	Michigan St.		4 7		35	A	Nebraska		9 10		84	A	Missouri St.		1 2		123	N	Saint Louis		4 10	
						35	A	Nebraska		6 8		84	A	Missouri St.		5 7		134	H	Michigan		0 5	
						35	A	Nebraska		5 8		84	A	Missouri St.		2 3		134	H	Michigan		6 0	
												89	H	Minnesota		2 4		134	H	Michigan		3 2	
												89	H	Minnesota		3 6		153	H	Iowa		1 2	
												89	H	Minnesota		1 7		153	H	Iowa		5 1	
																		153	H	Iowa		2 1	
																		161	N	Miami (OH)		8 1	
																		195	A	Purdue		13 4	
																		195	A	Purdue		4 13	
																		195	A	Purdue		10 6	
																		204	N	North Dakota St.		3 2	
																		207	A	Lipscomb		11 4	
																		212	N	Bucknell		17 2	
																		219	N	Ball St.		5 2	
																		224	H	Ill.-Chicago		3 1	
																		259	N	LIU Brooklyn		12 3	
																		274	N	Northern Ky.		4 3	
																		296	H	Chicago St.		3 1	
						LAST 10 GAMES																	
						134	H	Michigan		3 2		89	H	Minnesota		2 4							
						134	H	Michigan		0 5		195	A	Purdue		13 4							
						134	H	Michigan		6 0		195	A	Purdue		10 6							
						89	H	Minnesota		1 7		195	A	Purdue		4 13							
						89	H	Minnesota		3 6		224	H	Ill.-Chicago		3 1							

Non-Div. I Games: St. Francis (IL) 14 12 Wheaton (IL) 6 0

Northwestern

Average RPI Win: 253		WON-LOST	WINNING	LAST 10	STRENGTH OF		OPP. STRENGTH	TEAM	ADJ	CONF.	ADJ CONF.
Average RPI Loss: 209		RECORD	PCT. RANK	GAMES	SCHEDULE		OF SCHEDULE	RPI	RPI	RPI	RPI
DIV. I ONLY		27-11-0	.71053	25	8-2-0		289	285	167	.48967	167
DIV. I NON-CONF.		10-8-0	.55556	110	1-2-0		246	251	183	.48465	182
TOTALS		RPI 1-25	RPI 26-50		W-L RECORDS		RPI 51-100		RPI 101-150		RPI 150+
27-11-0		0-0-0	1-1-0		OVERALL		0-0-0		1-1-0		25-9-0
12-5-0		0-0-0	0-0-0		HOME		0-0-0		1-0-0		11-5-0
14-6-0		0-0-0	1-1-0		AWAY		0-0-0		0-1-0		13-4-0
1-0-0		0-0-0	0-0-0		NEUTRAL		0-0-0		0-0-0		1-0-0
10-8-0		0-0-0	1-1-0		NON-CONFERENCE		0-0-0		1-1-0		8-6-0
5-3-0		0-0-0	0-0-0		HOME		0-0-0		1-0-0		4-3-0
4-5-0		0-0-0	1-0-		AWAY		0-0-0		0-1-0		3-3-0
1-0-0		0-0-0	0-0-0		NEUTRAL		0-0-0		0-0-0		1-0-0
17-3-0		0-0-0	0-0-0		CONFERENCE		0-0-0		0-0-0		17-3-0
7-2-0		0-0-0	0-0-0		HOME		0-0-0		0-0-0		7-2-0
10-1-0		0-0-0	0-0-0		AWAY		0-0-0		0-0-0		10-1-0
0-0-0		0-0-0	0-0-0		NEUTRAL		0-0-0		0-0-0		0-0-0
RPI S	Opponent	Score	RPI S	Opponent	Score	RPI S	Opponent	Score	RPI S	Opponent	Score
			44 A	Delaware	6 4				104 H	Towson	10 7
			44 A	Delaware	5 6				144 A	Charlotte	7 13
									173 H	Saint Joseph's	1 8
									209 A	Winthrop	5 0
									209 A	Winthrop	6 5
									209 A	Winthrop	2 3
									227 A	N.C. Central	1 5
									227 A	N.C. Central	9 6
									235 H	Niagara	11 16
									235 H	Niagara	10 13
									235 H	Niagara	8 1
									236 A	La Salle	7 8
									239 H	Saint Peter's	14 0
									239 H	Saint Peter's	5 1
									239 H	Saint Peter's	4 0
									242 N	Army	6 5
									260 A	Navy	10 12
									270 A	Norfolk St.	6 5
									270 A	Norfolk St.	8 3
									270 A	Norfolk St.	9 7
									270 H	Norfolk St.	3 5
									270 H	Norfolk St.	2 4
									270 H	Norfolk St.	7 0
									276 A	Lehigh	10 8
									286 A	Coppin St.	8 4
									286 A	Coppin St.	3 1
									286 A	Coppin St.	7 0
LAST 10 GAMES			295 A	UMES	11 0	286 H	Coppin St.	12 0	270 H	Norfolk St.	7 0
			295 A	UMES	7 4	286 H	Coppin St.	10 2	276 A	Lehigh	10 8
			295 A	UMES	7 3	276 A	Lehigh	10 8	286 A	Coppin St.	8 4
			236 A	La Salle	7 8	173 H	Saint Joseph's	1 8	286 A	Coppin St.	3 1
			286 H	Coppin St.	6 0	270 H	Norfolk St.	7 0	286 A	Coppin St.	7 0

Non-Div. I Games:

Delaware St.

Average RPI Win:	199	WON-LOST	WINNING	LAST 10	STRENGTH OF	OPP. STRENGTH	TEAM	ADJ	CONF.	ADJ CONF.	
Average RPI Loss:	106	RECORD	PCT. RANK	GAMES	SCHEDULE	OF SCHEDULE	RPI	RPI	RPI	RPI	
DIV. I ONLY	19-18-1	.51316	146	3-6-0	198	120	168	.48937	168	14	14
DIV. I NON-CONF.	12-10-1	.54348	117	2-3-0	265	165	219	.4659	219	14	14
<hr/>											
TOTALS	RPI 1-25	RPI 26-50		W-L RECORDS		RPI 51-100		RPI 101-150		RPI 150+	
19-18-1	1-2-0	2-6-0		OVERALL		1-3-0		0-0-0		16-7-1	
13-6-1	0-0-0	1-2-0		HOME		0-1-0		0-0-0		12-3-1	
5-10-0	0-2-0	1-3-0		AWAY		1-1-0		0-0-0		3-4-0	
2-2-0	1-0-0	0-1-0		NEUTRAL		0-1-0		0-0-0		1-0-0	
<hr/>											
12-10-1	1-2-0	0-2-0		NON-CONFERENCE		1-3-0		0-0-0		11-3-1	
9-4-1	0-0-0	0-0-0		HOME		0-1-0		0-0-0		9-3-1	
2-4-0	0-2-0	0-0-		AWAY		1-1-0		0-0-0		1-0-0	
2-2-0	1-0-0	0-1-0		NEUTRAL		0-1-0		0-0-0		1-0-0	
<hr/>											
7-8-0	0-0-0	2-4-0		CONFERENCE		0-0-0		0-0-0		5-4-0	
4-2-0	0-0-0	1-2-0		HOME		0-0-0		0-0-0		3-0-0	
3-6-0	0-0-0	1-2-0		AWAY		0-0-0		0-0-0		2-4-0	
0-0-0	0-0-0	0-0-0		NEUTRAL		0-0-0		0-0-0		0-0-0	
<hr/>											
RPI S	Opponent	Score		RPI S	Opponent	Score		RPI S	Opponent	Score	
1 A	North Carolina	0	12	26 A	UNC Wilmington	6	7	55 N	Wake Forest	7	8
11 N	South Carolina	7	6	31 N	San Diego	0	5	86 A	Western Caro.	6	9
13 A	Clemson	1	4	43 A	Coastal Caro.	1	4	86 H	Western Caro.	2	5
				43 A	Coastal Caro.	6	3	99 A	Furman	6	1
				43 A	Coastal Caro.	3	4				
				46 H	Campbell	10	11				
				46 H	Campbell	1	7				
				46 H	Campbell	4	0				
<hr/>											
LAST 10 GAMES											
				11 N	South Carolina	7	6	258 H	N.C. A&T	4	3
				152 A	Longwood	2	6	258 H	N.C. A&T	1	5
				152 A	Longwood	5	6	258 H	N.C. A&T	5	6
				152 A	Longwood	1	2	177 H	Charleston So.	3	2
				86 A	Western Caro.	6	9	177 H	Charleston So.	4	2
<hr/>											

Non-Div. I Games: Mars Hill 12 2

Gardner-Webb

Average RPI Win: 221		WON-LOST RECORD	WINNING PCT. RANK		LAST 10 GAMES	STRENGTH OF SCHEDULE	OPP. STRENGTH OF SCHEDULE	TEAM RPI	ADJ RPI		CONF. RPI	ADJ CONF. RPI
Average RPI Loss: 191												
DIV. I ONLY		21-14-0	.6	71	5-5-0	272	258	169	.48927	169	25	25
DIV. I NON-CONF.		12-7-0	.63158	77	0-0-0	290	257	178	.4868	178	24	24
<hr/>												
TOTALS		RPI 1-25		RPI 26-50		W-L RECORDS		RPI 51-100		RPI 101-150		RPI 150+
21-14-0		0-0-0		0-0-0		OVERALL		2-2-0		2-4-0		17-8-0
7-4-0		0-0-0		0-0-0		HOME		0-1-0		0-0-0		7-3-0
13-9-0		0-0-0		0-0-0		AWAY		2-1-0		2-4-0		9-4-0
1-1-0		0-0-0		0-0-0		NEUTRAL		0-0-0		0-0-0		1-1-0
12-7-0		0-0-0		0-0-0		NON-CONFERENCE		2-2-0		0-0-0		10-5-0
1-2-0		0-0-0		0-0-0		HOME		0-1-0		0-0-0		1-1-0
10-4-0		0-0-0		0-0-		AWAY		2-1-0		0-0-0		8-3-0
1-1-0		0-0-0		0-0-0		NEUTRAL		0-0-0		0-0-0		1-1-0
9-7-0		0-0-0		0-0-0		CONFERENCE		0-0-0		2-4-0		7-3-0
6-2-0		0-0-0		0-0-0		HOME		0-0-0		0-0-0		6-2-0
3-5-0		0-0-0		0-0-0		AWAY		0-0-0		2-4-0		1-1-0
0-0-0		0-0-0		0-0-0		NEUTRAL		0-0-0		0-0-0		0-0-0
RPI	S	Opponent	Score	RPI	S	Opponent	Score	RPI	S	Opponent	Score	
								92	A	Appalachian St.	15	5
								92	A	Appalachian St.	4	9
								92	A	Appalachian St.	8	4
								93	H	Canisius	5	14
										142	A	Dartmouth
										129	A	Dartmouth
										142	A	Columbia
										142	A	Columbia
										142	A	Columbia
										142	A	Columbia
										157	H	Albany (NY)
										157	H	Albany (NY)
										208	H	Penn
										208	H	Penn
										208	H	Penn
										208	H	Penn
										238	A	Davidson
										238	A	Davidson
										239	N	Saint Peter's
										239	N	Saint Peter's
										256	A	Villanova
										256	A	Villanova
										256	A	Villanova
										264	A	George Washington
										264	A	George Washington
										264	A	George Washington
										264	A	George Washington
										265	H	Brown
										265	H	Brown
										267	H	Yale
										267	H	Yale
LAST 10 GAMES												

Non-Div. I Games:

Cornell

RPI	S	Opponent	Score	
268	A	Harvard	7	10
268	A	Harvard	3	1
295	A	UMES	6	2
295	A	UMES	5	3

Cornell

C
o
r
n
e
l
l

C
o
r
n
e
l
l

Average RPI Win: 171		WON-LOST	WINNING	LAST 10	STRENGTH OF		OPP. STRENGTH	TEAM	ADJ		CONF.	ADJ CONF.
Average RPI Loss: 104		RECORD	PCT. RANK	GAMES	SCHEDULE		OF SCHEDULE	RPI	RPI		RPI	RPI
DIV. I ONLY		18-21-0	.46154	183	3-7-0		120	122	170		5	5
DIV. I NON-CONF.		13-8-0	.61905	85	2-0-0		239	231	177		7	7
TOTALS		RPI 1-25	RPI 26-50		W-L RECORDS		RPI 51-100		RPI 101-150		RPI 150+	
18-21-0		0-4-0	3-2-0		OVERALL		1-6-0		1-4-0		13-5-0	
14-9-0		0-0-0	1-2-0		HOME		0-0-0		0-3-0		13-4-0	
4-10-0		0-4-0	2-0-0		AWAY		1-5-0		1-0-0		0-1-0	
0-2-0		0-0-0	0-0-0		NEUTRAL		0-1-0		0-1-0		0-0-0	
13-8-0		0-1-0	2-0-0		NON-CONFERENCE		0-1-0		1-1-0		10-5-0	
10-4-0		0-0-0	0-0-0		HOME		0-0-0		0-0-0		10-4-0	
3-2-0		0-1-0	2-0-		AWAY		0-0-0		1-0-0		0-1-0	
0-2-0		0-0-0	0-0-0		NEUTRAL		0-1-0		0-1-0		0-0-0	
5-13-0		0-3-0	1-2-0		CONFERENCE		1-5-0		0-3-0		3-0-0	
4-5-0		0-0-0	1-2-0		HOME		0-0-0		0-3-0		3-0-0	
1-8-0		0-3-0	0-0-0		AWAY		1-5-0		0-0-0		0-0-0	
0-0-0		0-0-0	0-0-0		NEUTRAL		0-0-0		0-0-0		0-0-0	
RPI S	Opponent	Score	RPI S	Opponent	Score	RPI S	Opponent	Score	RPI S	Opponent	Score	
17 A	South Ala.	3 4	29 H	La.-Lafayette	2 9	53 A	Middle Tenn.	6 8	124 H	Arkansas St.	7 9	
17 A	South Ala.	1 11	29 H	La.-Lafayette	7 2	53 A	Middle Tenn.	6 14	124 H	Arkansas St.	5 7	
17 A	South Ala.	5 6	29 H	La.-Lafayette	10 15	53 A	Middle Tenn.	11 1	124 H	Arkansas St.	3 6	
25 A	Austin Peay	4 8	40 A	Oklahoma	5 2	57 A	Troy	5 10	125 N	Milwaukee	7 10	
			40 A	Oklahoma	4 3	57 A	Troy	6 14	135 A	Stephen F. Austin	10 4	
						57 A	Troy	1 2	153 H	Iowa	5 2	
						73 N	Creighton	2 4	153 H	Iowa	9 3	
									164 H	Texas-Arlington	12 2	
									180 H	Wichita St.	5 9	
									186 H	La.-Monroe	11 3	
									186 H	La.-Monroe	13 3	
									186 H	La.-Monroe	3 2	
									228 H	Evansville	6 5	
									228 H	Evansville	1 2	
									228 H	Evansville	8 7	
									231 H	Southeast Mo. St.	3 2	
									231 H	Southeast Mo. St.	3 4	
									248 H	Western Ill.	11 3	
									273 H	SIU Edwardsville	13 1	
									273 H	SIU Edwardsville	2 0	
									273 H	SIU Edwardsville	2 1	
									279 A	Louisiana Tech	3 4	
									279 H	Louisiana Tech	3 6	
LAST 10 GAMES			57 A	Troy	5 10	29 H	La.-Lafayette	10 15				
			57 A	Troy	6 14	29 H	La.-Lafayette	7 2				
			57 A	Troy	1 2	29 H	La.-Lafayette	2 9				
			40 A	Oklahoma	4 3	53 A	Middle Tenn.	6 8				
			40 A	Oklahoma	5 2	53 A	Middle Tenn.	6 14				

Non-Div. I Games:

UALR

Average RPI Win: 190		WON-LOST	WINNING	LAST 10	STRENGTH OF		OPP. STRENGTH	TEAM	ADJ		CONF.	ADJ CONF.			
Average RPI Loss: 81		RECORD	PCT. RANK	GAMES	SCHEDULE		OF SCHEDULE	RPI	RPI		RPI	RPI			
DIV. I ONLY		22-19-0	.53659	121	4-6-0		208	61	171		.48819	171			
DIV. I NON-CONF.		14-9-0	.6087	88	4-3-0		278	63	203		.47387	203			
TOTALS		RPI 1-25	RPI 26-50		W-L RECORDS		RPI 51-100		RPI 101-150		RPI 150+				
22-19-0		0-2-0	0-3-0		OVERALL		4-10-0		2-3-0		16-2-0				
16-9-0		0-0-0	0-2-0		HOME		0-4-0		2-2-0		14-1-0				
5-9-0		0-2-0	0-1-0		AWAY		4-6-0		0-1-0		1-0-0				
1-1-0		0-0-0	0-0-0		NEUTRAL		0-0-0		0-0-0		1-1-0				
14-9-0		0-2-0	0-3-0		NON-CONFERENCE		0-2-0		1-1-0		13-2-0				
12-4-0		0-0-0	0-2-0		HOME		0-1-0		1-0-0		11-1-0				
1-5-0		0-2-0	0-0-		AWAY		0-1-0		0-1-0		1-0-0				
1-1-0		0-0-0	0-0-0		NEUTRAL		0-0-0		0-0-0		1-1-0				
8-10-0		0-0-0	0-0-0		CONFERENCE		4-8-0		1-2-0		3-0-0				
4-5-0		0-0-0	0-0-0		HOME		0-3-0		1-2-0		3-0-0				
4-5-0		0-0-0	0-0-0		AWAY		4-5-0		0-0-0		0-0-0				
0-0-0		0-0-0	0-0-0		NEUTRAL		0-0-0		0-0-0		0-0-0				
RPI S	Opponent	Score		RPI S	Opponent	Score		RPI S	Opponent	Score		RPI S	Opponent	Score	
10 A	Mississippi St.	1	8	33 A	Alabama	4	5	57 A	Troy	2	8	111 H	Ga. Southern	14	18
10 A	Mississippi St.	2	8	33 H	Alabama	7	15	57 H	Troy	4	15	111 H	Ga. Southern	6	2
				37 H	Auburn	2	6	69 A	Citadel	3	12	111 H	Ga. Southern	3	6
								69 A	Citadel	1	2	112 A	Jacksonville St.	11	12
								69 A	Citadel	14	8	112 H	Jacksonville St.	12	2
								71 H	Col. of Charleston	7	9	188 H	UAB	11	4
								71 H	Col. of Charleston	0	10	195 H	Purdue	4	1
								71 H	Col. of Charleston	7	13	195 H	Purdue	13	6
								86 A	Western Caro.	2	5	195 H	Purdue	8	0
								86 A	Western Caro.	8	9	195 N	Purdue	4	9
								86 A	Western Caro.	7	21	195 N	Purdue	6	3
								99 A	Furman	9	4	210 H	Wofford	3	2
								99 A	Furman	9	1	210 H	Wofford	8	4
								99 A	Furman	16	6	210 H	Wofford	3	2
												221 H	Ark.-Pine Bluff	8	2
												221 H	Ark.-Pine Bluff	17	9
												221 H	Ark.-Pine Bluff	7	1
												249 H	Youngstown St.	13	0
												249 H	Youngstown St.	5	3
												249 H	Youngstown St.	17	3
												249 H	Youngstown St.	4	6
												293 A	Alabama A&M	7	6
												293 H	Alabama A&M	12	1
LAST 10 GAMES				57 A	Troy	2	8	86 A	Western Caro.	2	5				
				221 H	Ark.-Pine Bluff	17	9	86 A	Western Caro.	7	21				
				221 H	Ark.-Pine Bluff	8	2	86 A	Western Caro.	8	9				
				221 H	Ark.-Pine Bluff	7	1	57 H	Troy	4	15				
				37 H	Auburn	2	6	188 H	UAB	11	4				

Non-Div. I Games:

Samford

Average RPI Win:	214	WON-LOST	WINNING	LAST 10	STRENGTH OF	OPP. STRENGTH	TEAM	ADJ	CONF.	ADJ CONF.	
Average RPI Loss:	165	RECORD	PCT. RANK	GAMES	SCHEDULE	OF SCHEDULE	RPI	RPI	RPI	RPI	
DIV. I ONLY	18-17-0	.51429	141	8-2-0	218	242	172	.48719	172	26	26
DIV. I NON-CONF.	4-11-0	.26667	260	2-0-0	233	154	262	.43202	261	27	27
<hr/>											
TOTALS	RPI 1-25	RPI 26-50		W-L RECORDS		RPI 51-100		RPI 101-150		RPI 150+	
18-17-0	0-1-0	0-3-0		OVERALL		0-0-0		4-4-0		15-9-0	
7-5-0	0-0-0	0-0-0		HOME		0-0-0		3-1-0		4-4-0	
10-10-0	0-1-0	0-3-0		AWAY		0-0-0		1-2-0		10-4-0	
1-2-0	0-0-0	0-0-0		NEUTRAL		0-0-0		0-1-0		1-1-0	
<hr/>											
4-11-0	0-1-0	0-3-0		NON-CONFERENCE		0-0-0		1-3-0		4-4-0	
1-2-0	0-0-0	0-0-0		HOME		0-0-0		0-0-0		1-2-0	
3-7-0	0-1-0	0-0-		AWAY		0-0-0		1-2-0		2-1-0	
1-2-0	0-0-0	0-0-0		NEUTRAL		0-0-0		0-1-0		1-1-0	
<hr/>											
14-6-0	0-0-0	0-0-0		CONFERENCE		0-0-0		3-1-0		11-5-0	
6-3-0	0-0-0	0-0-0		HOME		0-0-0		3-1-0		3-2-0	
8-3-0	0-0-0	0-0-0		AWAY		0-0-0		0-0-0		8-3-0	
0-0-0	0-0-0	0-0-0		NEUTRAL		0-0-0		0-0-0		0-0-0	
<hr/>											
RPI	S	Opponent	Score	RPI	S	Opponent	Score	RPI	S	Opponent	Score
2	A	LSU	2 10	29	A	La.-Lafayette	2 4	109	H	Bryant	4 1
				29	A	La.-Lafayette	3 4	109	H	Bryant	3 2
				29	A	La.-Lafayette	2 8	109	H	Bryant	4 2
								109	H	Bryant	2 7
								126	A	Nicholls St.	7 4
								126	A	Nicholls St.	1 4
								126	A	Nicholls St.	2 3
								135	N	Stephen F. Austin	5 6
								192	A	Central Conn. St.	1 3
								192	A	Central Conn. St.	2 1
								192	A	Central Conn. St.	6 5
								192	A	Central Conn. St.	3 0
								220	H	Hartford	4 8
								239	N	Saint Peter's	7 2
								240	A	Quinnipiac	4 0
								240	A	Quinnipiac	19 1
								240	A	Quinnipiac	10 0
								240	A	Quinnipiac	1 4
								243	A	Wagner	3 1
								243	A	Wagner	2 5
								243	A	Wagner	8 1
								243	H	Wagner	4 6
				LAST 10 GAMES				243	H	Wagner	
				262	A	Fairfield	7 5	267	H	Yale	3 2
				109	H	Bryant	4 2	192	A	Central Conn. St.	1 3
				109	H	Bryant	2 7	192	A	Central Conn. St.	2 1
				109	H	Bryant	3 2	192	A	Central Conn. St.	6 5
				109	H	Bryant	4 1	192	A	Central Conn. St.	3 0
								262	A	Fairfield	7 5

Non-Div. I Games:

Sacred Heart

RPI	S	Opponent	Score	
267	A	Yale	3	5
267	H	Yale	3	2
271	N	NJIT	3	6
287	A	Fordham	9	1
292	H	Iona	3	6

Sacred Heart

S
a
c
r
e
d
H
e
a
r
t

S
a
c
r
e
d
H
e
a
r
t

Average RPI Win: 225		WON-LOST RECORD		WINNING PCT. RANK		LAST 10 GAMES		STRENGTH OF SCHEDULE		OPP. STRENGTH OF SCHEDULE		TEAM RPI		ADJ RPI		CONF. RPI		ADJ CONF. RPI	
DIV. I ONLY		19-19-0		.5 152		6-4-0		195		243		173		.48677 173		22		22	
DIV. I NON-CONF.		10-10-0		.5 137		1-0-0		133		189		130		.51027 130		25		25	
TOTALS		RPI 1-25		RPI 26-50		W-L RECORDS		RPI 51-100		RPI 101-150		RPI 150+							
19-19-0		0-4-0		0-1-0		OVERALL		0-0-0		0-0-0		19-14-0							
11-6-0		0-0-0		0-0-0		HOME		0-0-0		0-0-0		11-6-0							
8-13-0		0-4-0		0-1-0		AWAY		0-0-0		0-0-0		8-8-0							
0-0-0		0-0-0		0-0-0		NEUTRAL		0-0-0		0-0-0		0-0-0							
10-10-0		0-4-0		0-1-0		NON-CONFERENCE		0-0-0		0-0-0		10-5-0							
6-2-0		0-0-0		0-0-0		HOME		0-0-0		0-0-0		6-2-0							
4-8-0		0-4-0		0-0-		AWAY		0-0-0		0-0-0		4-3-0							
0-0-0		0-0-0		0-0-0		NEUTRAL		0-0-0		0-0-0		0-0-0							
9-9-0		0-0-0		0-0-0		CONFERENCE		0-0-0		0-0-0		9-9-0							
5-4-0		0-0-0		0-0-0		HOME		0-0-0		0-0-0		5-4-0							
4-5-0		0-0-0		0-0-0		AWAY		0-0-0		0-0-0		4-5-0							
0-0-0		0-0-0		0-0-0		NEUTRAL		0-0-0		0-0-0		0-0-0							
RPI	S	Opponent		Score		RPI	S	Opponent		Score		RPI	S	Opponent		Score			
10	A	Mississippi St.		0	10	44	A	Delaware		3	17	155	A	VCU		2	3		
10	A	Mississippi St.		0	2							155	A	VCU		0	2		
10	A	Mississippi St.		2	3							155	A	VCU		0	1		
10	A	Mississippi St.		1	4							159	A	Richmond		7	3		
												159	A	Richmond		1	2		
												159	A	Richmond		9	7		
												167	A	Delaware St.		8	1		
												188	A	UAB		3	11		
												188	A	UAB		1	2		
												191	A	Stetson		6	7		
												191	A	Stetson		5	2		
												191	A	Stetson		5	4		
												192	H	Central Conn. St.		9	4		
												192	H	Central Conn. St.		2	1		
												197	H	Marist		4	6		
												212	A	Bucknell		4	2		
												232	A	Temple		10	6		
												232	A	Temple		1	11		
												232	A	Temple		8	3		
												236	H	La Salle		4	7		
												236	H	La Salle		2	10		
												236	H	La Salle		12	1		
												243	H	Wagner		14	5		
												243	H	Wagner		6	5		
												251	H	St. Bonaventure		7	3		
												251	H	St. Bonaventure		5	6		
												251	H	St. Bonaventure		8	4		
LAST 10 GAMES																			
												159	A	Richmond		1	2		
												159	A	Richmond		7	3		
												159	A	Richmond		9	7		
												236	H	La Salle		4	7		
												236	H	La Salle		2	10		

Non-Div. I Games:

Saint Joseph's

RPI	S	Opponent	Score	
256	H	Villanova	15	10
276	H	Lehigh	7	10
287	H	Fordham	11	1
287	H	Fordham	6	2
287	H	Fordham	3	4
292	H	Iona	14	3

Saint Joseph's

S
a
i
n
t
J
o
s
e
p
h
'
s

S
a
i
n
t
J
o
s
e
p
h
'
s

T
e
x
a
s
s
t

Texas St.

Average RPI Win: 180		WON-LOST	WINNING	LAST 10	STRENGTH OF	OPP. STRENGTH	TEAM	ADJ	CONF.	ADJ CONF.							
Average RPI Loss: 117		RECORD	PCT. RANK	GAMES	SCHEDULE	OF SCHEDULE	RPI	RPI	RPI	RPI							
DIV. I ONLY		19-20-0	.48718	166	3-7-0	190	170	175	.48598	175	17	17					
DIV. I NON-CONF.		12-9-0	.57143	100	1-2-0	192	217	141	.50456	141	16	16					
<hr/>																	
TOTALS		RPI 1-25	RPI 26-50		W-L RECORDS	RPI 51-100		RPI 101-150		RPI 150+							
19-20-0	0-0-0		0-0-0		OVERALL	5-13-0		0-1-0		15-6-0							
10-8-0	0-0-0		0-0-0		HOME	0-4-0		0-0-0		11-4-0							
7-10-0	0-0-0		0-0-0		AWAY	3-7-0		0-1-0		4-2-0							
2-2-0	0-0-0		0-0-0		NEUTRAL	2-2-0		0-0-0		0-0-0							
<hr/>																	
12-9-0	0-0-0		0-0-0		NON-CONFERENCE	2-4-0		0-1-0		11-4-0							
7-3-0	0-0-0		0-0-0		HOME	0-1-0		0-0-0		7-2-0							
4-4-0	0-0-0		0-0-		AWAY	0-1-0		0-1-0		4-2-0							
2-2-0	0-0-0		0-0-0		NEUTRAL	2-2-0		0-0-0		0-0-0							
<hr/>																	
7-11-0	0-0-0		0-0-0		CONFERENCE	3-9-0		0-0-0		4-2-0							
4-5-0	0-0-0		0-0-0		HOME	0-3-0		0-0-0		4-2-0							
3-6-0	0-0-0		0-0-0		AWAY	3-6-0		0-0-0		0-0-0							
0-0-0	0-0-0		0-0-0		NEUTRAL	0-0-0		0-0-0		0-0-0							
<hr/>																	
RPI S	Opponent	Score	RPI S	Opponent	Score	RPI S	Opponent	Score	RPI S	Opponent	Score						
						51 N	Kansas	4 11	117 A	Sacramento St.	1 4						
						51 N	Kansas	2 1	181 A	Utah Valley	10 3						
						51 N	Kansas	3 6	181 A	Utah Valley	5 6						
						51 N	Kansas	9 8	181 A	Utah Valley	6 17						
						67 A	UNLV	7 6	187 A	UC Davis	11 10						
						67 A	UNLV	5 4	187 H	UC Davis	7 10						
						67 A	UNLV	2 15	190 A	Pacific	11 9						
						72 A	New Mexico	3 2	190 H	Pacific	6 4						
						72 A	New Mexico	5 7	201 H	Holy Cross	12 10						
						72 A	New Mexico	8 9	201 H	Holy Cross	8 1						
						72 H	New Mexico	2 7	201 H	Holy Cross	7 6						
						72 H	New Mexico	11 15	211 H	Northern Ill.	13 0						
						72 H	New Mexico	2 5	211 H	Northern Ill.	7 3						
						74 A	San Diego St.	0 2	211 H	Northern Ill.	3 1						
						74 A	San Diego St.	4 5	211 H	Northern Ill.	4 12						
						74 A	San Diego St.	1 8	250 H	Fresno St.	7 6						
						91 A	San Francisco	1 7	250 H	Fresno St.	0 4						
						91 H	San Francisco	1 4	250 H	Fresno St.	5 3						
															261 A	St. Mary's (CA)	10 6
															275 H	Air Force	6 1
275 H	Air Force	3 2															
275 H	Air Force	3 7															
<hr/>																	
LAST 10 GAMES																	
190 H	Pacific	6 4	67 A	UNLV	5 4												
72 H	New Mexico	11 15	67 A	UNLV	2 15												
72 H	New Mexico	2 7	67 A	UNLV	7 6												
72 H	New Mexico	2 5	91 H	San Francisco	1 4												
187 H	UC Davis	7 10	74 A	San Diego St.	1 8												

Non-Div. I Games:

Nevada

Average RPI Win:	214	WON-LOST	WINNING	LAST 10	STRENGTH OF	OPP. STRENGTH	TEAM	ADJ	CONF.	ADJ CONF.										
Average RPI Loss:	197	RECORD	PCT. RANK	GAMES	SCHEDULE	OF SCHEDULE	RPI	RPI	RPI	RPI										
DIV. I ONLY	19-14-0	.57576	93	5-5-0	288	189	176	.48445	176	20	20									
DIV. I NON-CONF.	10-6-0	.625	80	1-1-0	283	124	122	.51273	122	19	19									
<hr/>																				
TOTALS	RPI 1-25	RPI 26-50		W-L RECORDS		RPI 51-100		RPI 101-150		RPI 150+										
19-14-0	0-0-0	0-0-0		OVERALL		0-0-0		2-4-0		17-10-0										
4-3-0	0-0-0	0-0-0		HOME		0-0-0		0-0-0		4-3-0										
15-11-0	0-0-0	0-0-0		AWAY		0-0-0		2-4-0		13-6-0										
0-0-0	0-0-0	0-0-0		NEUTRAL		0-0-0		0-0-0		0-0-0										
<hr/>																				
10-6-0	0-0-0	0-0-0		NON-CONFERENCE		0-0-0		2-2-0		8-4-0										
0-1-0	0-0-0	0-0-0		HOME		0-0-0		0-0-0		0-1-0										
10-5-0	0-0-0	0-0-		AWAY		0-0-0		2-2-0		8-3-0										
0-0-0	0-0-0	0-0-0		NEUTRAL		0-0-0		0-0-0		0-0-0										
<hr/>																				
9-8-0	0-0-0	0-0-0		CONFERENCE		0-0-0		0-2-0		9-6-0										
4-2-0	0-0-0	0-0-0		HOME		0-0-0		0-0-0		4-2-0										
5-6-0	0-0-0	0-0-0		AWAY		0-0-0		0-2-0		5-4-0										
0-0-0	0-0-0	0-0-0		NEUTRAL		0-0-0		0-0-0		0-0-0										
<hr/>																				
RPI	S	Opponent	Score	RPI	S	Opponent	Score	RPI	S	Opponent	Score									
								143	A	VMI	2	3								
								143	A	VMI	4	6								
								143	A	VMI	11	6								
								143	A	VMI	9	7								
								150	A	Maine	2	3								
								150	A	Maine	2	5								
								157	H	Albany (NY)	4	3								
								157	H	Albany (NY)	4	1								
								157	H	Albany (NY)	3	5								
								163	A	James Madison	1	14								
								163	A	James Madison	5	1								
								163	A	James Madison	8	4								
								163	A	James Madison	1	9								
								197	A	Marist	11	9								
								212	A	Bucknell	5	4								
								212	A	Bucknell	1	3								
								220	A	Hartford	3	1								
								220	A	Hartford	3	4								
								220	A	Hartford	3	2								
								247	A	Stony Brook	8	1								
								247	A	Stony Brook	1	4								
																247	A	Stony Brook	10	7
																251	H	St. Bonaventure	2	4
																255	A	UMBC	17	11
255	A	UMBC	0	2																
255	A	UMBC	4	7																
255	H	UMBC	9	0																

Non-Div. I Games:

Binghamton

Binghamton

Average RPI Win: 167		WON-LOST	WINNING	LAST 10	STRENGTH OF		OPP. STRENGTH	TEAM	ADJ	CONF.	ADJ CONF.
Average RPI Loss: 105		RECORD	PCT. RANK	GAMES	SCHEDULE		OF SCHEDULE	RPI	RPI	RPI	RPI
DIV. I ONLY		17-23-0	.425	203	6-4-0		100	131	177	.48407	177
DIV. I NON-CONF.		10-15-0	.4	202	2-1-0		29	198	151	.49763	151
TOTALS		RPI 1-25	RPI 26-50		W-L RECORDS		RPI 51-100		RPI 101-150		RPI 150+
17-23-0		0-2-0	1-2-0		OVERALL		1-9-0		4-4-0		11-6-0
15-8-0		0-0-0	1-1-0		HOME		1-1-0		4-3-0		9-3-0
2-14-0		0-2-0	0-1-0		AWAY		0-8-0		0-0-0		2-3-0
0-1-0		0-0-0	0-0-0		NEUTRAL		0-0-0		0-1-0		0-0-0
10-15-0		0-2-0	1-2-0		NON-CONFERENCE		1-6-0		0-2-0		8-3-0
8-6-0		0-0-0	1-1-0		HOME		1-1-0		0-1-0		6-3-0
2-8-0		0-2-0	0-0-		AWAY		0-5-0		0-0-0		2-0-0
0-1-0		0-0-0	0-0-0		NEUTRAL		0-0-0		0-1-0		0-0-0
7-8-0		0-0-0	0-0-0		CONFERENCE		0-3-0		4-2-0		3-3-0
7-2-0		0-0-0	0-0-0		HOME		0-0-0		4-2-0		3-0-0
0-6-0		0-0-0	0-0-0		AWAY		0-3-0		0-0-0		0-3-0
0-0-0		0-0-0	0-0-0		NEUTRAL		0-0-0		0-0-0		0-0-0
RPI S	Opponent	Score	RPI S	Opponent	Score	RPI S	Opponent	Score	RPI S	Opponent	Score
11 A	South Carolina	5 9	26 A	UNC Wilmington	3 10	62 A	North Florida	5 10	108 H	Presbyterian	4 8
13 A	Clemson	1 3	26 H	UNC Wilmington	7 6	62 A	North Florida	1 9	108 H	Presbyterian	5 2
			38 H	Ohio St.	3 6	69 A	Citadel	4 6	108 H	Presbyterian	1 0
						69 H	Citadel	8 6	111 H	Ga. Southern	2 3
						71 A	Col. of Charleston	5 13	112 N	Jacksonville St.	4 7
						71 H	Col. of Charleston	1 15	143 H	VMI	7 4
						88 A	Old Dominion	3 4	143 H	VMI	6 4
						100 A	Liberty	4 8	143 H	VMI	2 4
						100 A	Liberty	1 3	168 A	Gardner-Webb	3 7
						100 A	Liberty	2 8	168 A	Gardner-Webb	2 3
									168 A	Gardner-Webb	2 4
									189 A	Savannah St.	11 5
									189 H	Savannah St.	8 4
									194 H	UNC Asheville	8 1
									194 H	UNC Asheville	6 2
									194 H	UNC Asheville	11 7
									197 H	Marist	1 2
									197 H	Marist	9 0
									200 H	Siena	8 7
									200 H	Siena	8 3
									200 H	Siena	5 10
									214 A	USC Upstate	9 3
									234 H	Eastern Ky.	17 4
									234 H	Eastern Ky.	6 5
									234 H	Eastern Ky.	1 5
LAST 10 GAMES			108 H	Presbyterian	5 2	143 H	VMI	2 4	234 H	Eastern Ky.	17 4
			108 H	Presbyterian	4 8	143 H	VMI	6 4	234 H	Eastern Ky.	6 5
			108 H	Presbyterian	1 0	214 A	USC Upstate	9 3	234 H	Eastern Ky.	1 5
			189 A	Savannah St.	11 5	111 H	Ga. Southern	2 3			
			143 H	VMI	7 4	168 A	Gardner-Webb	2 3			

Non-Div. I Games:

Charleston So.

Average RPI Win: 221		WON-LOST	WINNING	LAST 10	STRENGTH OF		OPP. STRENGTH	TEAM	ADJ		CONF.	ADJ CONF.
Average RPI Loss: 117		RECORD	PCT. RANK	GAMES	SCHEDULE		OF SCHEDULE	RPI	RPI		RPI	RPI
DIV. I ONLY		16-21-0	.43243	199	4-6-0		166	231	178		24	24
DIV. I NON-CONF.		10-12-0	.45455	169	3-1-0		141	169	117		23	23
TOTALS		RPI 1-25	RPI 26-50		W-L RECORDS		RPI 51-100		RPI 101-150		RPI 150+	
16-21-0		0-0-0	2-4-0		OVERALL		0-5-0		2-8-0		13-4-0	
4-7-0		0-0-0	0-0-0		HOME		0-3-0		1-3-0		4-1-0	
8-14-0		0-0-0	2-4-0		AWAY		0-2-0		1-5-0		5-3-0	
4-0-0		0-0-0	0-0-0		NEUTRAL		0-0-0		0-0-0		4-0-0	
10-12-0		0-0-0	2-4-0		NON-CONFERENCE		0-2-0		1-6-0		8-0-0	
2-1-0		0-0-0	0-0-0		HOME		0-0-0		0-1-0		2-0-0	
5-11-0		0-0-0	2-0-		AWAY		0-2-0		1-5-0		2-0-0	
4-0-0		0-0-0	0-0-0		NEUTRAL		0-0-0		0-0-0		4-0-0	
6-9-0		0-0-0	0-0-0		CONFERENCE		0-3-0		1-2-0		5-4-0	
3-6-0		0-0-0	0-0-0		HOME		0-3-0		1-2-0		2-1-0	
3-3-0		0-0-0	0-0-0		AWAY		0-0-0		0-0-0		3-3-0	
0-0-0		0-0-0	0-0-0		NEUTRAL		0-0-0		0-0-0		0-0-0	
RPI S	Opponent	Score	RPI S	Opponent	Score	RPI S	Opponent	Score	RPI S	Opponent	Score	
			47 A	FGCU	2 6	59 A	Pittsburgh	3 9	106 A	FIU	6 18	
			47 A	FGCU	6 5	59 A	Pittsburgh	5 6	106 A	FIU	4 14	
			47 A	FGCU	0 1	93 H	Canisius	5 9	106 A	FIU	7 8	
			47 A	FGCU	0 3	93 H	Canisius	5 8	118 H	Rider	3 1	
			50 A	Seton Hall	2 1	93 H	Canisius	3 4	118 H	Rider	3 6	
			50 A	Seton Hall	7 17				118 H	Rider	5 6	
									133 A	Hofstra	3 12	
									133 H	Hofstra	3 6	
									142 A	Columbia	3 6	
									142 A	Columbia	4 0	
									197 H	Marist	2 0	
									197 H	Marist	1 16	
									197 H	Marist	3 2	
									235 A	Niagara	0 7	
									235 A	Niagara	5 7	
									235 A	Niagara	1 2	
									242 A	Army	4 3	
									247 A	Stony Brook	9 5	
									249 N	Youngstown St.	7 5	
									249 N	Youngstown St.	6 1	
									280 N	Massachusetts	7 1	
									280 N	Massachusetts	2 1	
									287 H	Fordham	5 4	
									292 A	Iona	4 3	
									292 A	Iona	2 0	
									292 A	Iona	5 4	
									298 H	NYIT	17 14	
LAST 10 GAMES			298 H	NYIT	17 14	133 H	Hofstra	3 6				
			93 H	Canisius	5 8	118 H	Rider	5 6				
			93 H	Canisius	5 9	118 H	Rider	3 6				
			93 H	Canisius	3 4	118 H	Rider	3 1				
			242 A	Army	4 3	247 A	Stony Brook	9 5				

Non-Div. I Games:

Manhattan

Average RPI Win:		181	WON-LOST RECORD		WINNING PCT. RANK	LAST 10 GAMES		STRENGTH OF SCHEDULE		OPP. STRENGTH OF SCHEDULE	TEAM RPI	ADJ RPI	CONF. RPI	ADJ CONF. RPI			
Average RPI Loss:		135															
DIV. I ONLY			16-21-0		.43243	199	4-4-0		191	227	179	.48286	179	21	21		
DIV. I NON-CONF.			10-12-0		.45455	169	1-0-0		109	163	114	.5158	114	18	18		
TOTALS		RPI 1-25		RPI 26-50		W-L RECORDS		RPI 51-100		RPI 101-150		RPI 150+					
16-21-0		0-1-0		1-4-0		OVERALL		1-2-0		3-5-0		11-9-0					
3-4-0		0-0-0		0-0-0		HOME		0-0-0		0-0-0		3-4-0					
8-13-0		0-1-0		1-3-0		AWAY		1-2-0		2-3-0		4-3-0					
5-4-0		0-0-0		0-1-0		NEUTRAL		0-0-0		1-1-0		4-2-0					
10-12-0		0-1-0		1-4-0		NON-CONFERENCE		1-2-0		2-3-0		6-2-0					
1-0-0		0-0-0		0-0-0		HOME		0-0-0		0-0-0		1-0-0					
4-8-0		0-1-0		1-0-		AWAY		1-2-0		1-2-0		1-0-0					
5-4-0		0-0-0		0-1-0		NEUTRAL		0-0-0		1-1-0		4-2-0					
6-9-0		0-0-0		0-0-0		CONFERENCE		0-0-0		1-2-0		5-7-0					
2-4-0		0-0-0		0-0-0		HOME		0-0-0		0-0-0		2-4-0					
4-5-0		0-0-0		0-0-0		AWAY		0-0-0		1-2-0		3-3-0					
0-0-0		0-0-0		0-0-0		NEUTRAL		0-0-0		0-0-0		0-0-0					
RPI	S	Opponent		Score		RPI	S	Opponent		Score		RPI	S	Opponent		Score	
23	A	Michigan St.		2	4	29	A	La.-Lafayette		6	12	81	A	Western Ky.		4	2
						29	A	La.-Lafayette		3	5	81	A	Western Ky.		2	4
						29	A	La.-Lafayette		4	5	81	A	Western Ky.		6	12
						29	A	La.-Lafayette		10	2						
						38	N	Ohio St.		1	8						

RPI	S	Opponent	Score	
296	N	Chicago St.	6	0

Central Mich.

C
e
n
t
r
a
l
M
i
c
h
.

C
e
n
t
r
a
l
M
i
c
h
.

[illegible]

Non-Div. I Games:

Wichita St.

RPI	S	Opponent	Score	
269	N	New Orleans	5	1
275	H	Air Force	4	1
275	H	Air Force	3	2

Wichita St.

W
i
c
h
i
t
a
s
t
.

W
i
c
h
i
t
a
s
t
.

Average RPI Win:		196	WON-LOST RECORD		WINNING PCT. RANK		LAST 10 GAMES		STRENGTH OF SCHEDULE		OPP. STRENGTH OF SCHEDULE		TEAM RPI		ADJ RPI		CONF. RPI		ADJ CONF. RPI				
DIV. I ONLY			14-21-0		.4	215	5-5-0		177		180		181		.48221		181		30		30		
DIV. I NON-CONF.			9-18-0		.33333	227	0-2-0		159		105		191		.47897		190		30		29		
TOTALS		RPI 1-25		RPI 26-50				W-L RECORDS				RPI 51-100				RPI 101-150				RPI 150+			
14-21-0		0-1-0		0-0-0				OVERALL				2-7-0				1-7-0				11-6-0			
4-4-0		0-0-0		0-0-0				HOME				0-0-0				0-1-0				4-3-0			
9-14-0		0-0-0		0-0-0				AWAY				1-6-0				1-5-0				7-3-0			
1-3-0		0-1-0		0-0-0				NEUTRAL				1-1-0				0-1-0				0-0-0			
9-18-0		0-1-0		0-0-0				NON-CONFERENCE				2-7-0				1-7-0				6-3-0			
2-2-0		0-0-0		0-0-0				HOME				0-0-0				0-1-0				2-1-0			
6-13-0		0-0-0		0-0-				AWAY				1-6-0				1-5-0				4-2-0			
1-3-0		0-1-0		0-0-0				NEUTRAL				1-1-0				0-1-0				0-0-0			
5-3-0		0-0-0		0-0-0				CONFERENCE				0-0-0				0-0-0				5-3-0			
2-2-0		0-0-0		0-0-0				HOME				0-0-0				0-0-0				2-2-0			
3-1-0		0-0-0		0-0-0				AWAY				0-0-0				0-0-0				3-1-0			
0-0-0		0-0-0		0-0-0				NEUTRAL				0-0-0				0-0-0				0-0-0			
RPI	S	Opponent		Score		RPI	S	Opponent		Score		RPI	S	Opponent		Score		RPI	S	Opponent		Score	
5	N	Oregon St.		2	5							52	N	Gonzaga		4	6	117	A	Sacramento St.		3	10
												52	N	Gonzaga		6	2	117	A	Sacramento St.		6	4
												64	A	Arizona		3	1	117	A	Sacramento St.		0	1
												64	A	Arizona		5	14	120	A	Texas Tech		0	6
												65	A	BYU		0	8	120	A	Texas Tech		2	9
												94	A	Cal St. Northridge		1	3	121	A	Utah		2	3
												94	A	Cal St. Northridge		3	4	121	H	Utah		6	7
												94	A	Cal St. Northridge		4	5	122	N	UC Riverside		7	8
												94	A	Cal St. Northridge		2	8	175	H	Nevada		3	10
																		175	H	Nevada		17	6
																		175	H	Nevada		6	5
																		196	A	Portland		7	6
																		196	A	Portland		3	1
																		196	A	Portland		3	7
																		216	H	Houston Baptist		3	4
																		216	H	Houston Baptist		3	2
																		216	H	Houston Baptist		3	5
																		216	H	Houston Baptist		10	3
																		261	A	St. Mary's (CA)		9	6
																		261	A	St. Mary's (CA)		0	3
																		261	A	St. Mary's (CA)		6	3
																		271	A	NJIT		5	1
																		271	A	NJIT		9	2
																		271	A	NJIT		7	9
																		271	A	NJIT		3	1
																		65	A	BYU		0	8
LAST 10 GAMES																							
						121	H	Utah		6	7	271	A	NJIT		9	2	271	A	NJIT		9	2
						216	H	Houston Baptist		3	4	271	A	NJIT		5	1	271	A	NJIT		7	9
						216	H	Houston Baptist		3	2	271	A	NJIT		7	9	271	A	NJIT		3	1
						216	H	Houston Baptist		3	5	271	A	NJIT		3	1						
						216	H	Houston Baptist		10	3												

Non-Div. I Games:

Utah Valley

Average RPI Win: 183		WON-LOST	WINNING	LAST 10	STRENGTH OF		OPP. STRENGTH	TEAM	ADJ	CONF.	ADJ CONF.
Average RPI Loss: 139		RECORD	PCT. RANK	GAMES	SCHEDULE		OF SCHEDULE	RPI	RPI	RPI	RPI
DIV. I ONLY		13-22-0	.37143	224	5-4-0		114	214	182	.48128	182
DIV. I NON-CONF.		8-10-0	.44444	181	1-0-0		56	167	88	.53211	88
TOTALS		RPI 1-25	RPI 26-50		W-L RECORDS		RPI 51-100		RPI 101-150		RPI 150+
13-22-0		0-3-0	2-2-0		OVERALL		0-2-0		3-7-0		8-8-0
7-3-0		0-2-0	0-0-0		HOME		0-0-0		1-0-0		6-1-0
5-16-0		0-1-0	2-2-0		AWAY		0-1-0		2-7-0		1-5-0
1-3-0		0-0-0	0-0-0		NEUTRAL		0-1-0		0-0-0		1-2-0
8-10-0		0-1-0	2-2-0		NON-CONFERENCE		0-2-0		3-1-0		3-4-0
2-0-0		0-0-0	0-0-0		HOME		0-0-0		1-0-0		1-0-0
5-7-0		0-1-0	2-0-		AWAY		0-1-0		2-1-0		1-2-0
1-3-0		0-0-0	0-0-0		NEUTRAL		0-1-0		0-0-0		1-2-0
5-12-0		0-2-0	0-0-0		CONFERENCE		0-0-0		0-6-0		5-4-0
5-3-0		0-2-0	0-0-0		HOME		0-0-0		0-0-0		5-1-0
0-9-0		0-0-0	0-0-0		AWAY		0-0-0		0-6-0		0-3-0
0-0-0		0-0-0	0-0-0		NEUTRAL		0-0-0		0-0-0		0-0-0
RPI S	Opponent	Score	RPI S	Opponent	Score	RPI S	Opponent	Score	RPI S	Opponent	Score
4 A	Vanderbilt	3 8	37 A	Auburn	11 10	77 A	Southern Miss.	3 6	102 A	Illinois St.	3 18
25 H	Austin Peay	2 5	37 A	Auburn	7 14	84 N	Missouri St.	4 5	102 A	Illinois St.	7 2
25 H	Austin Peay	3 11	37 A	Auburn	2 8				102 A	Illinois St.	9 5
			48 A	Illinois	8 4				102 H	Illinois St.	20 2
									112 A	Jacksonville St.	1 2
									112 A	Jacksonville St.	2 3
									112 A	Jacksonville St.	2 5
									127 A	Tennessee Tech	5 6
									127 A	Tennessee Tech	2 5
									127 A	Tennessee Tech	5 20
									160 H	Southern Ill.	11 7
									202 N	Texas Southern	3 4
									202 N	Texas Southern	7 10
									228 A	Evansville	5 7
									231 H	Southeast Mo. St.	13 3
									231 H	Southeast Mo. St.	6 25
									231 H	Southeast Mo. St.	4 2
									263 A	Jackson St.	2 8
									263 A	Jackson St.	4 3
									272 H	Murray St.	15 8
									272 H	Murray St.	6 3
									272 H	Murray St.	16 6
									273 A	SIU Edwardsville	0 6
									273 A	SIU Edwardsville	2 6
									273 A	SIU Edwardsville	5 7
									285 N	Alcorn	2 0
			LAST 10 GAMES								
			231 H	Southeast Mo. St.	13 3	127 A	Tennessee Tech	5 20			
			231 H	Southeast Mo. St.	6 25	48 A	Illinois	8 4			
			231 H	Southeast Mo. St.	4 2	272 H	Murray St.	16 6			
			127 A	Tennessee Tech	5 6	272 H	Murray St.	15 8			
			127 A	Tennessee Tech	2 5	272 H	Murray St.	6 3			

Non-Div. I Games: Illinois Col. 8 5

Eastern Ill.

Average RPI Win: 109		WON-LOST RECORD		WINNING PCT. RANK		LAST 10 GAMES		STRENGTH OF SCHEDULE		OPP. STRENGTH OF SCHEDULE		TEAM RPI		ADJ RPI		CONF. RPI		ADJ CONF. RPI	
DIV. I ONLY		8-27-0		.22857 284		1-9-0		4		129		183		.48094 183		7		7	
DIV. I NON-CONF.		5-17-0		.22727 269		0-1-0		3		133		188		.482 187		6		6	
TOTALS		RPI 1-25		RPI 26-50		W-L RECORDS		RPI 51-100		RPI 101-150		RPI 150+							
8-27-0		0-5-0		2-7-0		OVERALL		3-13-0		0-0-0		3-2-0							
6-17-0		0-4-0		0-4-0		HOME		3-8-0		0-0-0		3-1-0							
1-8-0		0-1-0		1-2-0		AWAY		0-5-0		0-0-0		0-0-0							
1-2-0		0-0-0		1-1-0		NEUTRAL		0-0-0		0-0-0		0-1-0							
5-17-0		0-5-0		1-5-0		NON-CONFERENCE		1-5-0		0-0-0		3-2-0							
4-12-0		0-4-0		0-4-0		HOME		1-3-0		0-0-0		3-1-0							
0-3-0		0-1-0		0-0-		AWAY		0-2-0		0-0-0		0-0-0							
1-2-0		0-0-0		1-1-0		NEUTRAL		0-0-0		0-0-0		0-1-0							
3-10-0		0-0-0		1-2-0		CONFERENCE		2-8-0		0-0-0		0-0-0							
2-5-0		0-0-0		0-0-0		HOME		2-5-0		0-0-0		0-0-0							
1-5-0		0-0-0		1-2-0		AWAY		0-3-0		0-0-0		0-0-0							
0-0-0		0-0-0		0-0-0		NEUTRAL		0-0-0		0-0-0		0-0-0							
RPI	S	Opponent		Score		RPI	S	Opponent		Score		RPI	S	Opponent		Score			
9	H	Oregon		0	3	41	A	Cal Poly		2	3	52	H	Gonzaga		1	3		
9	H	Oregon		4	5	41	A	Cal Poly		3	8	52	H	Gonzaga		2	0		
9	H	Oregon		5	9	41	A	Cal Poly		7	6	52	H	Gonzaga		1	3		
9	H	Oregon		2	4	42	N	Loyola Marymount		0	9	52	H	Gonzaga		1	7		
16	A	UCLA		1	5	42	N	Loyola Marymount		8	3	66	A	UC Irvine		1	4		
						45	H	Rice		0	2	66	A	UC Irvine		0	9		
						45	H	Rice		1	3	66	A	UC Irvine		1	4		
						45	H	Rice		5	7	67	A	UNLV		1	14		
						45	H	Rice		0	5	67	A	UNLV		4	12		
												94	H	Cal St. Northridge		4	9		
												94	H	Cal St. Northridge		5	10		
												94	H	Cal St. Northridge		1	4		
												97	H	UC Santa Barbara		6	7		
												97	H	UC Santa Barbara		6	2		
												97	H	UC Santa Barbara		6	4		
												97	H	UC Santa Barbara		4	10		
LAST 10 GAMES																			
						94	H	Cal St. Northridge		5	10	41	A	Cal Poly		3	8		
						94	H	Cal St. Northridge		4	9	16	A	UCLA		1	5		
						94	H	Cal St. Northridge		1	4	66	A	UC Irvine		0	9		
						41	A	Cal Poly		7	6	66	A	UC Irvine		1	4		
						41	A	Cal Poly		2	3	66	A	UC Irvine		1	4		

Non-Div. I Games:

Hawaii

Average RPI Win: 139		WON-LOST	WINNING	LAST 10	STRENGTH OF		OPP. STRENGTH	TEAM	ADJ	CONF.	ADJ CONF.
Average RPI Loss: 76		RECORD	PCT. RANK	GAMES	SCHEDULE		OF SCHEDULE	RPI	RPI	RPI	RPI
DIV. I ONLY		6-33-0	.15385	289	1-9-0		6	86	184	.48061	184
DIV. I NON-CONF.		6-13-0	.31579	240	1-2-0		57	275	182	.48472	181
TOTALS		RPI 1-25	RPI 26-50		W-L RECORDS		RPI 51-100		RPI 101-150		RPI 150+
6-33-0		0-14-0	0-1-0		OVERALL		2-8-0		2-4-0		2-6-0
1-7-0		0-6-0	0-0-0		HOME		0-0-0		0-1-0		1-0-0
4-20-0		0-8-0	0-0-0		AWAY		2-8-0		2-3-0		0-1-0
1-6-0		0-0-0	0-1-0		NEUTRAL		0-0-0		0-0-0		1-5-0
6-13-0		0-0-0	0-1-0		NON-CONFERENCE		2-2-0		2-4-0		2-6-0
1-1-0		0-0-0	0-0-0		HOME		0-0-0		0-1-0		1-0-0
4-6-0		0-0-0	0-0-		AWAY		2-2-0		2-3-0		0-1-0
1-6-0		0-0-0	0-1-0		NEUTRAL		0-0-0		0-0-0		1-5-0
0-20-0		0-14-0	0-0-0		CONFERENCE		0-6-0		0-0-0		0-0-0
0-6-0		0-6-0	0-0-0		HOME		0-0-0		0-0-0		0-0-0
0-14-0		0-8-0	0-0-0		AWAY		0-6-0		0-0-0		0-0-0
0-0-0		0-0-0	0-0-0		NEUTRAL		0-0-0		0-0-0		0-0-0
RPI S	Opponent	Score	RPI S	Opponent	Score	RPI S	Opponent	Score	RPI S	Opponent	Score
1 A	North Carolina	0 11	48 N	Illinois	2 5	55 A	Wake Forest	2 9	103 A	Connecticut	7 4
1 A	North Carolina	2 5				55 A	Wake Forest	1 5	109 A	Bryant	2 13
7 A	Florida St.	1 9				55 A	Wake Forest	9 10	129 A	Dartmouth	9 5
7 A	Florida St.	4 9				61 A	Duke	0 13	137 A	Northeastern	1 10
7 A	Florida St.	0 4				61 A	Duke	4 7	137 A	Northeastern	2 4
8 H	North Carolina St.	5 6				61 A	Duke	0 6	141 H	Rhode Island	2 3
8 H	North Carolina St.	2 6				70 A	Elon	7 6	155 N	VCU	1 4
8 H	North Carolina St.	2 3				78 A	East Carolina	1 2	165 N	Georgia St.	6 7
13 H	Clemson	5 7				96 A	South Fla.	10 4	165 N	Georgia St.	2 0
13 H	Clemson	2 9				96 A	South Fla.	4 9	165 N	Georgia St.	4 5
13 H	Clemson	0 1							197 N	Marist	3 9
22 A	Georgia Tech	3 11							268 H	Harvard	8 6
22 A	Georgia Tech	5 12							280 A	Massachusetts	6 11
22 A	Georgia Tech	1 9							290 N	Ohio	1 8
LAST 10 GAMES											
	55 A Wake Forest	9 10		8 H North Carolina St.	5 6						
	55 A Wake Forest	2 9		8 H North Carolina St.	2 6						
	55 A Wake Forest	1 5		280 A Massachusetts	6 11						
	141 H Rhode Island	2 3		129 A Dartmouth	9 5						
	8 H North Carolina St.	2 3		13 H Clemson	0 1						

Non-Div. I Games:

Boston College

Average RPI Win:		199	WON-LOST RECORD		WINNING PCT. RANK		LAST 10 GAMES		STRENGTH OF SCHEDULE		OPP. STRENGTH OF SCHEDULE		TEAM RPI		ADJ RPI		CONF. RPI		ADJ CONF. RPI					
DIV. I ONLY			17-18-0		.48571		171		7-2-0		234		184		185		.48047		185		21		21	
DIV. I NON-CONF.			9-11-0		.45		177		1-0-0		169		80		128		.51051		128		18		18	
TOTALS		RPI 1-25		RPI 26-50		W-L RECORDS		RPI 51-100		RPI 101-150		RPI 150+												
17-18-0		0-1-0		1-1-0		OVERALL		2-2-0		2-8-0		13-6-0												
6-4-0		0-1-0		0-0-0		HOME		0-0-0		2-2-0		5-1-0												
8-11-0		0-0-0		1-1-0		AWAY		0-0-0		0-6-0		7-4-0												
3-3-0		0-0-0		0-0-0		NEUTRAL		2-2-0		0-0-0		1-1-0												
9-11-0		0-1-0		1-1-0		NON-CONFERENCE		2-2-0		1-6-0		6-1-0												
1-1-0		0-1-0		0-0-0		HOME		0-0-0		1-0-0		0-0-0												
6-7-0		0-0-0		1-0-		AWAY		0-0-0		0-6-0		5-0-0												
3-3-0		0-0-0		0-0-0		NEUTRAL		2-2-0		0-0-0		1-1-0												
8-7-0		0-0-0		0-0-0		CONFERENCE		0-0-0		1-2-0		7-5-0												
6-3-0		0-0-0		0-0-0		HOME		0-0-0		1-2-0		5-1-0												
2-4-0		0-0-0		0-0-0		AWAY		0-0-0		0-0-0		2-4-0												
0-0-0		0-0-0		0-0-0		NEUTRAL		0-0-0		0-0-0		0-0-0												
RPI	S	Opponent		Score		RPI	S	Opponent		Score		RPI	S	Opponent		Score								
23	H	Michigan St.		3	9	46	A	Campbell		10	6	51	N	Kansas		6	4	110	A	Washington St.		0	1	
						46	A	Campbell		2	8	51	N	Kansas		11	6	110	A	Washington St.		4	8	
												51	N	Kansas		0	8	110	A	Washington St.		2	12	
												51	N	Kansas		4	5	110	A	Washington St.		10	13	
																		115	A	Missouri		1	7	
																		115	A	Missouri		0	1	
																		134	H	Michigan		15	10	
																		147	H	Buffalo		0	4	
																		147	H	Buffalo		9	2	
																		147	H	Buffalo		4	7	
																		151	N	Butler		2	9	
																		151	N	Butler		10	9	
																		161	A	Miami (OH)		4	6	
																		161	A	Miami (OH)		6	13	
																		161	A	Miami (OH)		0	4	
																		223	A	Bowling Green		13	5	
																		223	A	Bowling Green		11	6	
																		223	A	Bowling Green		4	10	
																		230	H	Western Mich.		7	1	
																		230	H	Western Mich.		7	4	
																		230	H	Western Mich.		9	5	
																		245	A	Cincinnati		7	3	
																		245	A	Cincinnati		10	4	
																		245	A	Cincinnati		3	0	
																		274	A	Northern Ky.		2	1	
																		274	A	Northern Ky.		15	9	
																		290	H	Ohio		3	5	
LAST 10 GAMES																								
						134	H	Michigan		15	10	147	H	Buffalo		9	2	245	A	Cincinnati		10	4	
						230	H	Western Mich.		7	4	147	H	Buffalo		4	7	245	A	Cincinnati		3	0	
						230	H	Western Mich.		9	5	223	A	Bowling Green		13	5	274	A	Northern Ky.		2	1	
						230	H	Western Mich.		7	1	223	A	Bowling Green		11	6	274	A	Northern Ky.		15	9	
						147	H	Buffalo		0	4	223	A	Bowling Green		4	10	290	H	Ohio		3	5	

Non-Div. I Games: Concordia (MI) 4 3

Eastern Mich.

RPI	S	Opponent	Score	
290	H	Ohio	13	6
290	H	Ohio	5	4

Eastern Mich.

E
a
s
t
e
r
n
M
i
c
h
.

E
a
s
t
e
r
n
M
i
c
h
.

Average RPI Win:		144	WON-LOST RECORD		WINNING PCT. RANK		LAST 10 GAMES		STRENGTH OF SCHEDULE		OPP. STRENGTH OF SCHEDULE		TEAM RPI		ADJ RPI		CONF. RPI		ADJ CONF. RPI				
DIV. I ONLY			15-25-0		.375	223	4-6-0		105		83		186		.48035	186	5		5				
DIV. I NON-CONF.			10-12-0		.45455	169	0-2-0		221		79		208		.47188	208	7		7				
TOTALS		RPI 1-25		RPI 26-50			W-L RECORDS			RPI 51-100			RPI 101-150			RPI 150+							
15-25-0		0-2-0		2-4-0			OVERALL			4-5-0			3-7-0			6-7-0							
10-11-0		0-2-0		2-1-0			HOME			3-3-0			1-3-0			4-2-0							
5-14-0		0-0-0		0-3-0			AWAY			1-2-0			2-4-0			2-5-0							
0-0-0		0-0-0		0-0-0			NEUTRAL			0-0-0			0-0-0			0-0-0							
10-12-0		0-2-0		0-0-0			NON-CONFERENCE			3-3-0			1-3-0			6-4-0							
6-6-0		0-2-0		0-0-0			HOME			2-1-0			0-1-0			4-2-0							
4-6-0		0-0-0		0-0-			AWAY			1-2-0			1-2-0			2-2-0							
0-0-0		0-0-0		0-0-0			NEUTRAL			0-0-0			0-0-0			0-0-0							
5-13-0		0-0-0		2-4-0			CONFERENCE			1-2-0			2-4-0			0-3-0							
4-5-0		0-0-0		2-1-0			HOME			1-2-0			1-2-0			0-0-0							
1-8-0		0-0-0		0-3-0			AWAY			0-0-0			1-2-0			0-3-0							
0-0-0		0-0-0		0-0-0			NEUTRAL			0-0-0			0-0-0			0-0-0							
RPI	S	Opponent		Score		RPI	S	Opponent		Score		RPI	S	Opponent		Score							
19	H	Ole Miss		3	8	29	A	La.-Lafayette		2	9	55	H	Wake Forest		9	0	106	A	FIU	7	11	
19	H	Ole Miss		4	10	29	A	La.-Lafayette		2	5	55	H	Wake Forest		4	11	106	A	FIU	4	9	
						29	A	La.-Lafayette		2	3	57	H	Troy		6	10	106	A	FIU	7	4	
						36	H	Fla. Atlantic		6	8	57	H	Troy		4	2	113	A	Memphis	1	3	
						36	H	Fla. Atlantic		8	5	57	H	Troy		0	10	113	A	Memphis	2	4	
						36	H	Fla. Atlantic		8	4	77	H	Southern Miss.		6	5	113	A	Memphis	5	3	
												80	A	Sam Houston St.		2	4	124	H	Arkansas St.	3	1	
												80	A	Sam Houston St.		2	1	124	H	Arkansas St.	5	7	
												80	A	Sam Houston St.		3	7	124	H	Arkansas St.	2	6	
																		128	H	Tulane	2	5	
																		170	A	UALR	2	3	
																		170	A	UALR	3	13	
																		170	A	UALR	3	11	
																		205	A	Northwestern St.	4	2	
																		205	A	Northwestern St.	5	4	
																		205	H	Northwestern St.	5	7	
																		205	H	Northwestern St.	3	4	
																		218	A	McNeese St.	2	6	
																		218	H	McNeese St.	17	8	
																		282	A	Grambling	0	4	
																		282	H	Grambling	3	2	
																		285	H	Alcorn	12	0	
																		285	H	Alcorn	7	3	
						LAST 10 GAMES																	
						124	H	Arkansas St.		3	1	106	A	FIU		4	9	285	H				
						124	H	Arkansas St.		2	6	106	A	FIU		7	4						
						124	H	Arkansas St.		5	7	218	A	McNeese St.		2	6						
						128	H	Tulane		2	5	36	H	Fla. Atlantic		8	4						
						106	A	FIU		7	11	36	H	Fla. Atlantic		8	5						

Non-Div. I Games:

La.-Monroe

U
C
D
a
v
i
s

UC Davis

UAB

Average RPI Win: 144		WON-LOST RECORD	WINNING PCT. RANK	LAST 10 GAMES	STRENGTH OF SCHEDULE	OPP. STRENGTH OF SCHEDULE	TEAM RPI	ADJ RPI		CONF. RPI	ADJ CONF. RPI						
Average RPI Loss: 128																	
DIV. I ONLY		16-24-0	.4 215	1-9-0	104	153	189	.47836	188	10	10						
DIV. I NON-CONF.		13-15-0	.46429 161	0-4-0	72	171	138	.50616	138	10	10						
<hr/>																	
TOTALS		RPI 1-25		RPI 26-50		W-L RECORDS		RPI 51-100		RPI 101-150		RPI 150+					
16-24-0		0-1-0		1-1-0		OVERALL		3-4-0		3-11-0		9-8-0					
10-12-0		0-0-0		0-0-0		HOME		2-4-0		2-3-0		6-5-0					
4-10-0		0-0-0		0-1-0		AWAY		1-0-0		1-7-0		2-3-0					
2-2-0		0-1-0		1-0-0		NEUTRAL		0-0-0		0-1-0		1-0-0					
13-15-0		0-1-0		1-1-0		NON-CONFERENCE		3-1-0		2-9-0		7-4-0					
9-4-0		0-0-0		0-0-0		HOME		2-1-0		1-1-0		6-2-0					
2-10-0		0-0-0		0-0-		AWAY		1-0-0		1-7-0		0-2-0					
2-2-0		0-1-0		1-0-0		NEUTRAL		0-0-0		0-1-0		1-0-0					
3-9-0		0-0-0		0-0-0		CONFERENCE		0-3-0		1-2-0		2-4-0					
1-8-0		0-0-0		0-0-0		HOME		0-3-0		1-2-0		0-3-0					
2-1-0		0-0-0		0-0-0		AWAY		0-0-0		0-0-0		2-1-0					
0-0-0		0-0-0		0-0-0		NEUTRAL		0-0-0		0-0-0		0-0-0					
RPI	S	Opponent		Score		RPI	S	Opponent		Score		RPI	S	Opponent		Score	
14	N	Indiana		3 12		33	A	Alabama		4 7		57	A	Troy		9 3	
						33	N	Alabama		1 0		78	H	East Carolina		5 9	
												78	H	East Carolina		4 5	
												78	H	East Carolina		1 4	
												90	H	Xavier		4 2	
												90	H	Xavier		4 12	
												90	H	Xavier		4 3	
														112 A Jacksonville St.		2 8	
														112 A Jacksonville St.		0 7	
														112 H Jacksonville St.		4 7	
														112 H Jacksonville St.		8 2	
														113 H Memphis		3 6	
														113 H Memphis		9 8	
														113 H Memphis		1 7	
														124 A Arkansas St.		4 2	
														124 A Arkansas St.		1 8	
														124 A Arkansas St.		1 2	
														129 N Dartmouth		0 4	
														146 A Georgia		2 13	
														146 A Georgia		2 14	
														146 A Georgia		2 6	
														154 H UCF		0 8	
														154 H UCF		10 12	
														154 H UCF		1 6	
														160 H Southern Ill.		1 0	
														160 H Southern Ill.		3 1	
														160 H Southern Ill.		4 5	
														171 A Samford		4 11	
														173 H Saint Joseph's		11 3	
														173 H Saint Joseph's		2 1	
														189 H Savannah St.		7 1	
														189 H Savannah St.		12 3	
														189 H Savannah St.		1 5	
														206 A Marshall		12 4	
<hr/>																	
LAST 10 GAMES																	
						254	A	Alabama St.		1 7		113	H	Memphis		9 8	
						78	H	East Carolina		5 9		113	H	Memphis		1 7	
						78	H	East Carolina		1 4		113	H	Memphis		3 6	
						78	H	East Carolina		4 5		112	A	Jacksonville St.		2 8	
						33	A	Alabama		4 7		171	A	Samford		4 11	

Non-Div. I Games:

UAB

RPI	S	Opponent	Score	
206	A	Marshall	1	3
206	A	Marshall	10	6
222	N	Valparaiso	1	0
254	A	Alabama St.	1	7

UAB

U
A
B

U
A
B

S
a
v
a
n
n
a
h
s
t
.

Savannah St.

Average RPI Win: 124		WON-LOST RECORD		WINNING PCT. RANK		LAST 10 GAMES		STRENGTH OF SCHEDULE		OPP. STRENGTH OF SCHEDULE		TEAM RPI		ADJ RPI		CONF. RPI		ADJ CONF. RPI					
DIV. I ONLY		10-24-0		.29412 267		2-8-0		31		167		190		.47739 190		7		7					
DIV. I NON-CONF.		7-15-0		.31818 237		0-3-0		69		216		209		.47176 209		6		6					
TOTALS		RPI 1-25		RPI 26-50		W-L RECORDS		RPI 51-100		RPI 101-150		RPI 150+											
10-24-0		0-4-0		0-0-0		OVERALL		5-9-0		3-6-0		2-6-0											
7-8-0		0-0-0		0-0-0		HOME		3-5-0		2-1-0		2-2-0											
2-14-0		0-3-0		0-0-0		AWAY		1-3-0		1-5-0		0-4-0											
1-2-0		0-1-0		0-0-0		NEUTRAL		1-1-0		0-0-0		0-0-0											
7-15-0		0-1-0		0-0-0		NON-CONFERENCE		4-7-0		1-2-0		2-6-0											
4-5-0		0-0-0		0-0-0		HOME		2-3-0		0-0-0		2-2-0											
2-9-0		0-0-0		0-0-		AWAY		1-3-0		1-2-0		0-4-0											
1-2-0		0-1-0		0-0-0		NEUTRAL		1-1-0		0-0-0		0-0-0											
3-9-0		0-3-0		0-0-0		CONFERENCE		1-2-0		2-4-0		0-0-0											
3-3-0		0-0-0		0-0-0		HOME		1-2-0		2-1-0		0-0-0											
0-6-0		0-3-0		0-0-0		AWAY		0-0-0		0-3-0		0-0-0											
0-0-0		0-0-0		0-0-0		NEUTRAL		0-0-0		0-0-0		0-0-0											
RPI	S	Opponent		Score		RPI	S	Opponent		Score		RPI	S	Opponent		Score							
6	A	Cal St. Fullerton		2 9								52	H	Gonzaga		9 3		122	A	UC Riverside	4 6		
6	A	Cal St. Fullerton		0 25								52	H	Gonzaga		8 9		122	A	UC Riverside	6 11		
6	A	Cal St. Fullerton		6 11								52	N	Gonzaga		3 7		122	A	UC Riverside	5 6		
20	N	Arizona St.		1 8								60	N	Arkansas		4 3		130	A	TCU	5 3		
												66	H	UC Irvine		4 8		130	A	TCU	2 3		
												66	H	UC Irvine		0 1		130	A	TCU	1 2		
												66	H	UC Irvine		14 13		138	H	Long Beach St.	3 1		
												67	H	UNLV		1 9		138	H	Long Beach St.	8 6		
												67	H	UNLV		3 0		138	H	Long Beach St.	2 6		
												73	A	Creighton		2 7		175	A	Nevada	4 6		
												73	A	Creighton		5 2		175	H	Nevada	9 11		
												73	A	Creighton		2 5		250	A	Fresno St.	3 4		
												76	A	Oklahoma St.		3 11		250	H	Fresno St.	11 4		
												82	H	Stanford		2 9		266	A	San Jose St.	0 10		
																		266	A	San Jose St.	4 6		
																		266	H	San Jose St.	8 1		
																		277	H	Santa Clara	5 7		
LAST 10 GAMES																							
						175	A	Nevada		4 6								122	A	UC Riverside	4 6		
						66	H	UC Irvine		0 1								122	A	UC Riverside	6 11		
						66	H	UC Irvine		14 13								122	A	UC Riverside	5 6		
						66	H	UC Irvine		4 8								277	H	Santa Clara	5 7		
						82	H	Stanford		2 9								138	H	Long Beach St.	8 6		

Non-Div. I Games:

Pacific

Average RPI Win: 172		WON-LOST	WINNING	LAST 10	STRENGTH OF		OPP. STRENGTH	TEAM	ADJ		CONF.	ADJ CONF.
Average RPI Loss: 130		RECORD	PCT. RANK	GAMES	SCHEDULE		OF SCHEDULE	RPI	RPI		RPI	RPI
DIV. I ONLY		19-22-0	.46341	182	5-5-0		125	183	191		.47676	191
DIV. I NON-CONF.		11-15-0	.42308	193	0-3-0		190	191	244		.44428	242
TOTALS		RPI 1-25	RPI 26-50		W-L RECORDS		RPI 51-100		RPI 101-150		RPI 150+	
19-22-0		1-5-0	1-0-0		OVERALL		0-2-0		6-7-0		11-8-0	
15-15-0		1-2-0	1-0-0		HOME		0-1-0		6-6-0		7-6-0	
4-7-0		0-3-0	0-0-0		AWAY		0-1-0		0-1-0		4-2-0	
0-0-0		0-0-0	0-0-0		NEUTRAL		0-0-0		0-0-0		0-0-0	
11-15-0		0-3-0	1-0-0		NON-CONFERENCE		0-2-0		3-4-0		7-6-0	
11-10-0		0-0-0	1-0-0		HOME		0-1-0		3-3-0		7-6-0	
0-5-0		0-3-0	0-0-		AWAY		0-1-0		0-1-0		0-0-0	
0-0-0		0-0-0	0-0-0		NEUTRAL		0-0-0		0-0-0		0-0-0	
8-7-0		1-2-0	0-0-0		CONFERENCE		0-0-0		3-3-0		4-2-0	
4-5-0		1-2-0	0-0-0		HOME		0-0-0		3-3-0		0-0-0	
4-2-0		0-0-0	0-0-0		AWAY		0-0-0		0-0-0		4-2-0	
0-0-0		0-0-0	0-0-0		NEUTRAL		0-0-0		0-0-0		0-0-0	
RPI S	Opponent	Score	RPI S	Opponent	Score	RPI S	Opponent	Score	RPI S	Opponent	Score	
7 A	Florida St.	1 14	38 H	Ohio St.	3 2	96 A	South Fla.	8 12	103 H	Connecticut	3 9	
7 A	Florida St.	3 5				96 H	South Fla.	2 6	106 H	FIU	16 3	
12 A	Miami (FL)	2 8							107 A	Bethune-Cookman	2 10	
21 H	Mercer	1 9							107 H	Bethune-Cookman	7 2	
21 H	Mercer	6 4							131 H	East Tenn. St.	2 0	
21 H	Mercer	4 7							131 H	East Tenn. St.	7 3	
									131 H	East Tenn. St.	2 3	
									145 H	Kennesaw St.	0 4	
									145 H	Kennesaw St.	0 4	
									145 H	Kennesaw St.	5 0	
									150 H	Maine	1 7	
									150 H	Maine	6 3	
									150 H	Maine	4 16	
									173 H	Saint Joseph's	7 6	
									173 H	Saint Joseph's	2 5	
									173 H	Saint Joseph's	4 5	
									179 H	Central Mich.	5 6	
									198 A	Jacksonville	9 8	
									198 A	Jacksonville	8 1	
									198 A	Jacksonville	7 9	
									213 H	Princeton	7 6	
									213 H	Princeton	2 1	
									213 H	Princeton	7 6	
									213 H	Princeton	1 2	
									214 A	USC Upstate	6 8	
									214 A	USC Upstate	10 2	
									214 A	USC Upstate	6 8	
									214 A	USC Upstate	10 2	
									214 A	USC Upstate	6 2	
LAST 10 GAMES												
			131 H	East Tenn. St.	2 0		214 A	USC Upstate	10 2			
			131 H	East Tenn. St.	7 3		214 A	USC Upstate	6 8			
			131 H	East Tenn. St.	2 3		12 A	Miami (FL)	2 8			
			96 H	South Fla.	2 6		107 A	Bethune-Cookman	2 10			
			214 A	USC Upstate	6 2		198 A	Jacksonville	8 1			

Non-Div. I Games:

Stetson

RPI	S	Opponent	Score	
262	H	Fairfield	7	8
262	H	Fairfield	5	7
262	H	Fairfield	3	2
262	H	Fairfield	5	1
281	H	Florida A&M	9	4

Stetson

S
t
e
t
s
o
n

S
t
e
t
s
o
n

Average RPI Win:	236	WON-LOST RECORD	WINNING PCT. RANK	LAST 10 GAMES	STRENGTH OF SCHEDULE	OPP. STRENGTH OF SCHEDULE	TEAM RPI	ADJ RPI	CONF. RPI	ADJ CONF. RPI		
DIV. I ONLY		17-18-0	.48571	171	4-6-0	231	280	192	.4754	192	26	26
DIV. I NON-CONF.		7-8-0	.46667	160	1-1-0	150	286	143	.50304	143	27	27
<hr/>												
TOTALS	RPI 1-25	RPI 26-50		W-L RECORDS		RPI 51-100		RPI 101-150		RPI 150+		
17-18-0	0-0-0	0-0-0		OVERALL		0-0-0		2-4-0		15-14-0		
6-5-0	0-0-0	0-0-0		HOME		0-0-0		0-2-0		6-3-0		
11-13-0	0-0-0	0-0-0		AWAY		0-0-0		2-2-0		9-11-0		
0-0-0	0-0-0	0-0-0		NEUTRAL		0-0-0		0-0-0		0-0-0		
7-8-0	0-0-0	0-0-0		NON-CONFERENCE		0-0-0		2-4-0		5-4-0		
1-2-0	0-0-0	0-0-0		HOME		0-0-0		0-2-0		1-0-0		
6-6-0	0-0-0	0-0-		AWAY		0-0-0		2-2-0		4-4-0		
0-0-0	0-0-0	0-0-0		NEUTRAL		0-0-0		0-0-0		0-0-0		
10-10-0	0-0-0	0-0-0		CONFERENCE		0-0-0		0-0-0		10-10-0		
5-3-0	0-0-0	0-0-0		HOME		0-0-0		0-0-0		5-3-0		
5-7-0	0-0-0	0-0-0		AWAY		0-0-0		0-0-0		5-7-0		
0-0-0	0-0-0	0-0-0		NEUTRAL		0-0-0		0-0-0		0-0-0		
RPI	S	Opponent	Score	RPI	S	Opponent	Score	RPI	S	Opponent	Score	
								103	H	Connecticut	5 8	
								132	A	High Point	7 1	
								132	A	High Point	2 10	
								132	A	High Point	2 6	
								137	H	Northeastern	0 7	
								141	A	Rhode Island	4 0	
								162	A	Monmouth	8 4	
								162	A	Monmouth	3 4	
								162	A	Monmouth	1 2	
								162	A	Monmouth	0 3	
								172	H	Sacred Heart	1 2	
								172	H	Sacred Heart	5 6	
								172	H	Sacred Heart	0 3	
								172	H	Sacred Heart	3 1	
								173	A	Saint Joseph's	1 2	
								173	A	Saint Joseph's	4 9	
								201	H	Holy Cross	5 4	
								243	A	Wagner	13 1	
								243	A	Wagner	1 8	
								243	A	Wagner	4 3	
								243	A	Wagner	6 7	
				LAST 10 GAMES				256	A	Villanova	6 4	
				243	A	Wagner	1 8	172	H	Sacred Heart	3 1	
				243	A	Wagner	13 1	172	H	Sacred Heart	1 2	
				243	A	Wagner	4 3	172	H	Sacred Heart	5 6	
				243	A	Wagner	6 7	172	H	Sacred Heart	0 3	
				280	A	Massachusetts	5 9	201	H	Holy Cross	5 4	
								260	A	Navy	6 4	

Non-Div. I Games:

Central Conn. St.

Central Conn. St.

Average RPI Win:	207	WON-LOST	WINNING	LAST 10	STRENGTH OF	OPP. STRENGTH	TEAM	ADJ	CONF.	ADJ CONF.		
Average RPI Loss:	158	RECORD	PCT. RANK	GAMES	SCHEDULE	OF SCHEDULE	RPI	RPI	RPI	RPI		
DIV. I ONLY	22-15-0	.59459	75	5-5-0	277	190	193	.47523	193	9	9	
DIV. I NON-CONF.	17-8-0	.68	59	3-1-0	298	243	217	.46679	217	11	11	
<hr/>												
TOTALS	RPI 1-25	RPI 26-50		W-L RECORDS		RPI 51-100		RPI 101-150		RPI 150+		
22-15-0	0-0-0	1-2-0		OVERALL		2-1-0		3-5-0		16-7-0		
9-6-0	0-0-0	0-0-0		HOME		2-1-0		2-4-0		5-1-0		
6-5-0	0-0-0	1-2-0		AWAY		0-0-0		0-0-0		5-3-0		
7-4-0	0-0-0	0-0-0		NEUTRAL		0-0-0		1-1-0		6-3-0		
17-8-0	0-0-0	0-0-0		NON-CONFERENCE		0-0-0		1-1-0		16-7-0		
5-1-0	0-0-0	0-0-0		HOME		0-0-0		0-0-0		5-1-0		
5-3-0	0-0-0	0-0-		AWAY		0-0-0		0-0-0		5-3-0		
7-4-0	0-0-0	0-0-0		NEUTRAL		0-0-0		1-1-0		6-3-0		
5-7-0	0-0-0	1-2-0		CONFERENCE		2-1-0		2-4-0		0-0-0		
4-5-0	0-0-0	0-0-0		HOME		2-1-0		2-4-0		0-0-0		
1-2-0	0-0-0	1-2-0		AWAY		0-0-0		0-0-0		0-0-0		
0-0-0	0-0-0	0-0-0		NEUTRAL		0-0-0		0-0-0		0-0-0		
RPI	S	Opponent	Score	RPI	S	Opponent	Score	RPI	S	Opponent	Score	
				50	A	Seton Hall	2 9	96	H	South Fla.	1 0	
				50	A	Seton Hall	2 0	96	H	South Fla.	7 2	
				50	A	Seton Hall	4 11	96	H	South Fla.	6 10	
										103	H Connecticut	0 6
										103	H Connecticut	5 2
										103	H Connecticut	2 3
										134	N Michigan	2 5
										140	H St. John's (NY)	3 0
										140	H St. John's (NY)	3 4
										140	H St. John's (NY)	1 20
										150	N Maine	8 3
										153	N Iowa	2 7
										179	N Central Mich.	4 3
										194	N UNC Asheville	4 7
										199	N Toledo	5 4
										210	A Wofford	5 6
										213	H Princeton	3 0
										213	H Princeton	3 2
										213	H Princeton	5 4
										222	N Valparaiso	4 3
										223	N Bowling Green	7 8
										238	A Davidson	8 4
										246	A George Mason	10 9
										246	H George Mason	1 4
										255	H UMBC	7 4
										261	A St. Mary's (CA)	7 6
										261	A St. Mary's (CA)	1 4
										261	A St. Mary's (CA)	1 6
										264	A George Washington	10 4
										261	A St. Mary's (CA)	7 6
										261	A St. Mary's (CA)	1 4
										264	H George Washington	9 1
<hr/>												
				LAST 10 GAMES								
				50	A	Seton Hall	2 0	140	H	St. John's (NY)	3 4	
				50	A	Seton Hall	4 11	140	H	St. John's (NY)	3 0	
				50	A	Seton Hall	2 9	264	H	George Washington	9 1	
				246	A	George Mason	10 9	261	A	St. Mary's (CA)	7 6	
				140	H	St. John's (NY)	1 20	261	A	St. Mary's (CA)	1 4	

Non-Div. I Games:

Georgetown

RPI	S	Opponent	Score	
275	N	Air Force	4	3
291	N	Lafayette	8	3
295	A	UMES	17	15
296	N	Chicago St.	8	5

Georgetown

G
e
o
r
g
e
t
o
w
n

G
e
o
r
g
e
t
o
w
n

[illegible]

Non-Div. I Games:

UNC Asheville

RPI	S	Opponent	Score
232	H	Temple	5 4

UNC Asheville

Average RPI Win: 199		WON-LOST RECORD		WINNING PCT. RANK		LAST 10 GAMES		STRENGTH OF SCHEDULE		OPP. STRENGTH OF SCHEDULE		TEAM RPI		ADJ RPI		CONF. RPI		ADJ CONF. RPI	
DIV. I ONLY		11-25-0		.30556 263		1-9-0		98		151		195		.47409 195		6		6	
DIV. I NON-CONF.		7-14-0		.33333 227		0-1-0		75		211		158		.494 158		5		5	
TOTALS		RPI 1-25		RPI 26-50		W-L RECORDS		RPI 51-100		RPI 101-150		RPI 150+							
11-25-0		0-4-0		0-9-0		OVERALL		0-3-0		2-0-0		9-9-0							
1-10-0		0-0-0		0-6-0		HOME		0-1-0		0-0-0		1-3-0							
7-12-0		0-3-0		0-3-0		AWAY		0-1-0		0-0-0		7-5-0							
3-3-0		0-1-0		0-0-0		NEUTRAL		0-1-0		2-0-0		1-1-0							
7-14-0		0-4-0		0-0-0		NON-CONFERENCE		0-3-0		2-0-0		5-7-0							
0-2-0		0-0-0		0-0-0		HOME		0-1-0		0-0-0		0-1-0							
4-9-0		0-3-0		0-0-		AWAY		0-1-0		0-0-0		4-5-0							
3-3-0		0-1-0		0-0-0		NEUTRAL		0-1-0		2-0-0		1-1-0							
4-11-0		0-0-0		0-9-0		CONFERENCE		0-0-0		0-0-0		4-2-0							
1-8-0		0-0-0		0-6-0		HOME		0-0-0		0-0-0		1-2-0							
3-3-0		0-0-0		0-3-0		AWAY		0-0-0		0-0-0		3-0-0							
0-0-0		0-0-0		0-0-0		NEUTRAL		0-0-0		0-0-0		0-0-0							
RPI	S	Opponent		Score		RPI	S	Opponent		Score		RPI	S	Opponent		Score			
10	A	Mississippi St.		2	3	35	H	Nebraska		4	10	95	A	Indiana St.		5	10		
10	A	Mississippi St.		6	7	35	H	Nebraska		2	10	95	H	Indiana St.		3	4		
24	A	Louisville		1	3	35	H	Nebraska		2	12	96	N	South Fla.		2	20		
24	N	Louisville		4	9	38	H	Ohio St.		0	7			166 H Northwestern		6	10		
						38	H	Ohio St.		1	10			166 H Northwestern		4	13		
						38	H	Ohio St.		3	8			166 H Northwestern		13	4		
						48	A	Illinois		6	17			171 A Samford		1	4		
						48	A	Illinois		12	17			171 A Samford		0	8		
						48	A	Illinois		4	6			171 A Samford		6	13		
														171 N Samford		9	4		
														171 N Samford		3	6		
														224 A Ill.-Chicago		17	10		
														224 A Ill.-Chicago		2	9		
														228 A Evansville		1	15		
														228 A Evansville		4	3		
														228 A Evansville		4	1		
														241 A Penn St.		5	4		
														241 A Penn St.		6	1		
														241 A Penn St.		7	5		
														245 A Cincinnati		7	4		
				LAST 10 GAMES															
				35	H	Nebraska	2	12	48	A	Illinois	12	17						
				35	H	Nebraska	4	10	95	A	Indiana St.	5	10						
				35	H	Nebraska	2	10	166	H	Northwestern	4	13						
				48	A	Illinois	6	17	166	H	Northwestern	6	10						
				48	A	Illinois	4	6	166	H	Northwestern	13	4						

Non-Div. I Games:

Purdue

Average RPI Win: 182		WON-LOST	WINNING	LAST 10	STRENGTH OF		OPP. STRENGTH	TEAM	ADJ	CONF.	ADJ CONF.
Average RPI Loss: 90		RECORD	PCT. RANK	GAMES	SCHEDULE		OF SCHEDULE	RPI	RPI	RPI	RPI
DIV. I ONLY		13-27-0	.325	248	1-9-0		94	142	196	.47399	196
DIV. I NON-CONF.		8-17-0	.32	235	0-3-0		36	116	167	.4921	167
TOTALS		RPI 1-25	RPI 26-50		W-L RECORDS		RPI 51-100		RPI 101-150		RPI 150+
13-27-0		0-10-0	0-0-0		OVERALL		3-10-0		3-1-0		7-7-0
7-10-0		0-3-0	0-0-0		HOME		0-3-0		2-1-0		5-4-0
6-17-0		0-7-0	0-0-0		AWAY		3-7-0		1-0-0		2-3-0
0-0-0		0-0-0	0-0-0		NEUTRAL		0-0-0		0-0-0		0-0-0
8-17-0		0-10-0	0-0-0		NON-CONFERENCE		1-3-0		3-1-0		4-4-0
4-8-0		0-3-0	0-0-0		HOME		0-0-0		2-1-0		2-4-0
4-10-0		0-7-0	0-0-		AWAY		1-3-0		1-0-0		2-0-0
0-0-0		0-0-0	0-0-0		NEUTRAL		0-0-0		0-0-0		0-0-0
5-10-0		0-0-0	0-0-0		CONFERENCE		2-7-0		0-0-0		3-3-0
3-3-0		0-0-0	0-0-0		HOME		0-3-0		0-0-0		3-0-0
2-7-0		0-0-0	0-0-0		AWAY		2-4-0		0-0-0		0-3-0
0-0-0		0-0-0	0-0-0		NEUTRAL		0-0-0		0-0-0		0-0-0
RPI S	Opponent	Score	RPI S	Opponent	Score	RPI S	Opponent	Score	RPI S	Opponent	Score
5 A	Oregon St.	5 7				52 H	Gonzaga	1 4	114 A	Washington	4 2
5 H	Oregon St.	1 5				52 H	Gonzaga	4 5	122 H	UC Riverside	4 2
9 A	Oregon	1 3				52 H	Gonzaga	1 2	122 H	UC Riverside	2 0
9 A	Oregon	1 5				65 A	BYU	6 7	122 H	UC Riverside	1 5
9 H	Oregon	7 11				65 A	BYU	8 4	181 H	Utah Valley	7 3
9 H	Oregon	1 4				65 A	BYU	7 11	181 H	Utah Valley	6 7
10 A	Mississippi St.	1 16				66 A	UC Irvine	7 8	181 H	Utah Valley	1 3
10 A	Mississippi St.	1 2				66 A	UC Irvine	1 10	257 A	Seattle	6 4
10 A	Mississippi St.	1 7				66 A	UC Irvine	1 3	257 A	Seattle	13 6
10 A	Mississippi St.	0 6				66 A	UC Irvine	2 0	257 H	Seattle	1 0
						91 A	San Francisco	5 1	257 H	Seattle	3 9
						91 A	San Francisco	1 2	257 H	Seattle	4 8
						91 A	San Francisco	1 2	261 A	St. Mary's (CA)	0 4
									261 A	St. Mary's (CA)	3 4
									261 A	St. Mary's (CA)	2 14
									277 H	Santa Clara	7 6
									277 H	Santa Clara	10 3
									277 H	Santa Clara	2 1
LAST 10 GAMES											
9 H	Oregon	7 11	9 H	Oregon	1 4						
261 A	St. Mary's (CA)	2 14	65 A	BYU	6 7						
261 A	St. Mary's (CA)	0 4	65 A	BYU	7 11						
261 A	St. Mary's (CA)	3 4	65 A	BYU	8 4						
5 H	Oregon St.	1 5	52 H	Gonzaga	1 2						

Non-Div. I Games:

Portland

Average RPI Win: 227		WON-LOST RECORD	WINNING PCT. RANK		LAST 10 GAMES	STRENGTH OF SCHEDULE	OPP. STRENGTH OF SCHEDULE	TEAM RPI	ADJ RPI	CONF. RPI	ADJ CONF. RPI	
Average RPI Loss: 175												
DIV. I ONLY		20-14-1	.58571	85	5-4-1	287	225	197	.47317	197	24	24
DIV. I NON-CONF.		9-10-1	.475	157	0-2-1	254	187	189	.47953	188	23	23
<hr/>												
TOTALS		RPI 1-25		RPI 26-50		W-L RECORDS		RPI 51-100		RPI 101-150		RPI 150+
20-14-1		0-0-0		0-1-0		OVERALL		0-1-0		1-2-0		19-10-1
11-3-1		0-0-0		0-0-0		HOME		0-0-0		0-0-0		11-3-1
8-11-0		0-0-0		0-1-0		AWAY		0-1-0		1-2-0		7-7-0
1-0-0		0-0-0		0-0-0		NEUTRAL		0-0-0		0-0-0		1-0-0
9-10-1		0-0-0		0-1-0		NON-CONFERENCE		0-1-0		1-2-0		8-6-1
3-2-1		0-0-0		0-0-0		HOME		0-0-0		0-0-0		3-2-1
5-8-0		0-0-0		0-0-		AWAY		0-1-0		1-2-0		4-4-0
1-0-0		0-0-0		0-0-0		NEUTRAL		0-0-0		0-0-0		1-0-0
11-4-0		0-0-0		0-0-0		CONFERENCE		0-0-0		0-0-0		11-4-0
8-1-0		0-0-0		0-0-0		HOME		0-0-0		0-0-0		8-1-0
3-3-0		0-0-0		0-0-0		AWAY		0-0-0		0-0-0		3-3-0
0-0-0		0-0-0		0-0-0		NEUTRAL		0-0-0		0-0-0		0-0-0
RPI	S	Opponent	Score	RPI	S	Opponent	Score	RPI	S	Opponent	Score	
				49	A	Maryland	3 9	70	A	Elon	3 11	
										131	A	East Tenn. St.
										131	A	East Tenn. St.
										131	A	East Tenn. St.
										157	H	Albany (NY)
										157	H	Albany (NY)
										173	A	Saint Joseph's
										176	H	Binghamton
										177	A	Charleston So.
										177	A	Charleston So.
										178	A	Manhattan
										178	A	Manhattan
										178	A	Manhattan
										184	N	Boston College
										200	A	Siena
										200	A	Siena
										200	A	Siena
										201	H	Holy Cross
										225	A	UNC Greensboro
										225	A	UNC Greensboro
										225	A	UNC Greensboro
										235	H	Niagara
										235	H	Niagara
										235	H	Niagara
										247	H	Stony Brook
										256	A	Villanova
										256	A	Villanova
										262	H	Fairfield
LAST 10 GAMES												

Non-Div. I Games:

Marist

RPI	S	Opponent	Score	
262	H	Fairfield	4	2
262	H	Fairfield	4	2
287	H	Fordham	7	1
292	H	Iona	10	1
292	H	Iona	14	4
292	H	Iona	1	6

Marist

Average RPI Win:	154	WON-LOST RECORD	WINNING PCT. RANK	LAST 10 GAMES	STRENGTH OF SCHEDULE	OPP. STRENGTH OF SCHEDULE	TEAM RPI	ADJ RPI	CONF. RPI	ADJ CONF. RPI	
DIV. I ONLY		14-25-0	.35897 231	3-7-0	106	87	198	.47177 198	16	16	
DIV. I NON-CONF.		7-17-0	.29167 251	0-2-0	64	42	225	.46035 225	17	17	
<hr/>											
TOTALS	RPI 1-25	RPI 26-50		W-L RECORDS	RPI 51-100		RPI 101-150		RPI 150+		
14-25-0	1-6-0	0-0-0		OVERALL	1-3-0		4-9-0		8-8-0		
9-15-0	0-2-0	0-0-0		HOME	1-3-0		2-6-0		6-5-0		
5-10-0	1-4-0	0-0-0		AWAY	0-0-0		2-3-0		2-3-0		
0-0-0	0-0-0	0-0-0		NEUTRAL	0-0-0		0-0-0		0-0-0		
7-17-0	0-4-0	0-0-0		NON-CONFERENCE	1-3-0		2-8-0		4-3-0		
6-13-0	0-2-0	0-0-0		HOME	1-3-0		2-6-0		3-2-0		
1-5-0	0-2-0	0-0-		AWAY	0-0-0		0-2-0		1-1-0		
0-0-0	0-0-0	0-0-0		NEUTRAL	0-0-0		0-0-0		0-0-0		
7-8-0	1-2-0	0-0-0		CONFERENCE	0-0-0		2-1-0		4-5-0		
3-3-0	0-0-0	0-0-0		HOME	0-0-0		0-0-0		3-3-0		
4-5-0	1-2-0	0-0-0		AWAY	0-0-0		2-1-0		1-2-0		
0-0-0	0-0-0	0-0-0		NEUTRAL	0-0-0		0-0-0		0-0-0		
RPI	S	Opponent	Score	RPI	S	Opponent	Score	RPI	S	Opponent	Score
7	A	Florida St.	7 9					107	A	Bethune-Cookman	2 3
7	H	Florida St.	0 9					107	H	Bethune-Cookman	3 5
18	A	Florida	6 7					111	A	Ga. Southern	4 11
18	H	Florida	5 8					111	H	Ga. Southern	4 8
21	A	Mercer	5 2					119	H	Radford	2 1
21	A	Mercer	1 6					119	H	Radford	4 7
21	A	Mercer	5 13					119	H	Radford	5 11
								130	H	TCU	5 3
								130	H	TCU	0 10
								130	H	TCU	0 13
								145	A	Kennesaw St.	12 10
								145	A	Kennesaw St.	4 14
								145	A	Kennesaw St.	4 0
								154	A	UCF	4 0
								154	A	UCF	2 5
								154	H	UCF	7 5
								154	H	UCF	4 6
								159	H	Richmond	5 4
								159	H	Richmond	3 8
								159	H	Richmond	9 8
								191	H	Stetson	9 7
								191	H	Stetson	8 9
								191	H	Stetson	1 8
								214	H	USC Upstate	6 4
								214	H	USC Upstate	7 19
								214	H	USC Upstate	3 0
								274	A	Northern Ky.	4 1

Non-Div. I Games:

Jacksonville

RPI	S	Opponent	Score
274	A	Northern Ky.	3 4
274	A	Northern Ky.	2 5

Jacksonville

J
a
c
k
s
o
n
v
i
l
l
e

J
a
c
k
s
o
n
v
i
l
l
e

Average RPI Win: 180		WON-LOST	WINNING	LAST 10	STRENGTH OF		OPP. STRENGTH	TEAM	ADJ	CONF.	ADJ CONF.						
Average RPI Loss: 133		RECORD	PCT. RANK	GAMES	SCHEDULE		OF SCHEDULE	RPI	RPI	RPI	RPI						
DIV. I ONLY		14-24-0	.36842	226	3-6-0		144	209	199	.47163	199	21	21				
DIV. I NON-CONF.		8-14-0	.36364	217	1-2-0		32	161	109	.51814	109	18	18				
<hr/>																	
TOTALS		RPI 1-25		RPI 26-50		W-L RECORDS		RPI 51-100		RPI 101-150		RPI 150+					
14-24-0		0-4-0		3-2-0		OVERALL		1-4-0		1-3-0		10-11-0					
4-8-0		0-0-0		1-0-0		HOME		0-0-0		0-1-0		4-7-0					
6-14-0		0-4-0		1-2-0		AWAY		1-4-0		1-2-0		3-2-0					
4-2-0		0-0-0		1-0-0		NEUTRAL		0-0-0		0-0-0		3-2-0					
8-14-0		0-4-0		3-2-0		NON-CONFERENCE		1-4-0		0-0-0		5-4-0					
2-1-0		0-0-0		1-0-0		HOME		0-0-0		0-0-0		1-1-0					
3-11-0		0-4-0		1-0-		AWAY		1-4-0		0-0-0		1-1-0					
4-2-0		0-0-0		1-0-0		NEUTRAL		0-0-0		0-0-0		3-2-0					
6-10-0		0-0-0		0-0-0		CONFERENCE		0-0-0		1-3-0		5-7-0					
3-7-0		0-0-0		0-0-0		HOME		0-0-0		0-1-0		3-6-0					
3-3-0		0-0-0		0-0-0		AWAY		0-0-0		1-2-0		2-1-0					
0-0-0		0-0-0		0-0-0		NEUTRAL		0-0-0		0-0-0		0-0-0					
RPI	S	Opponent		Score		RPI	S	Opponent		Score		RPI	S	Opponent		Score	
3	A	Virginia		0	15	28	H	Notre Dame		15	3	59	A	Pittsburgh		2	4
3	A	Virginia		0	5	36	A	Fla. Atlantic		3	4	59	A	Pittsburgh		5	9
3	A	Virginia		3	6	36	A	Fla. Atlantic		6	1	96	A	South Fla.		5	4
23	A	Michigan St.		6	7	36	A	Fla. Atlantic		5	7	96	A	South Fla.		5	7
						44	N	Delaware		3	1	96	A	South Fla.		8	9
						</											

Non-Div. I Games:

Toledo

S
i
e
n
a

Siena

RPI	S	Opponent	Score	
287	H	Fordham	5	2
289	A	Fairleigh Dickinson	0	1
292	A	Iona	8	4
292	A	Iona	4	2
292	A	Iona	3	2
298	H	NYIT	8	1
298	H	NYIT	10	3

Siena

S
i
e
n
a

S
i
e
n
a

Average RPI Win: 253		WON-LOST	WINNING	LAST 10	STRENGTH OF		OPP. STRENGTH	TEAM	ADJ		CONF.	ADJ CONF.
Average RPI Loss: 151		RECORD	PCT. RANK	GAMES	SCHEDULE		OF SCHEDULE	RPI	RPI		RPI	RPI
DIV. I ONLY		22-20-0	.52381	134	8-2-0		264	238	201		29	29
DIV. I NON-CONF.		10-16-0	.38462	208	2-0-0		227	168	212		31	31
TOTALS		RPI 1-25	RPI 26-50		W-L RECORDS		RPI 51-100		RPI 101-150		RPI 150+	
22-20-0		0-1-0	0-4-0		OVERALL		0-0-0		1-5-0		21-10-0	
11-4-0		0-0-0	0-0-0		HOME		0-0-0		0-1-0		11-3-0	
9-12-0		0-1-0	0-3-0		AWAY		0-0-0		0-2-0		9-6-0	
2-4-0		0-0-0	0-1-0		NEUTRAL		0-0-0		1-2-0		1-1-0	
10-16-0		0-1-0	0-4-0		NON-CONFERENCE		0-0-0		1-5-0		9-6-0	
2-1-0		0-0-0	0-0-0		HOME		0-0-0		0-1-0		2-0-0	
6-11-0		0-1-0	0-0-		AWAY		0-0-0		0-2-0		6-5-0	
2-4-0		0-0-0	0-1-0		NEUTRAL		0-0-0		1-2-0		1-1-0	
12-4-0		0-0-0	0-0-0		CONFERENCE		0-0-0		0-0-0		12-4-0	
9-3-0		0-0-0	0-0-0		HOME		0-0-0		0-0-0		9-3-0	
3-1-0		0-0-0	0-0-0		AWAY		0-0-0		0-0-0		3-1-0	
0-0-0		0-0-0	0-0-0		NEUTRAL		0-0-0		0-0-0		0-0-0	
RPI S	Opponent	Score	RPI S	Opponent	Score	RPI S	Opponent	Score	RPI S	Opponent	Score	
15 A	Virginia Tech	5 7	31 A	San Diego	2 17				123 N	Saint Louis	11 5	
			41 A	Cal Poly	1 6				129 H	Dartmouth	4 19	
			41 A	Cal Poly	6 11				134 N	Michigan	4 7	
			44 N	Delaware	8 9				134 N	Michigan	3 6	
									140 A	St. John's (NY)	8 12	
									140 A	St. John's (NY)	3 8	
									175 A	Nevada	10 12	
									175 A	Nevada	1 8	
									175 A	Nevada	6 7	
									192 A	Central Conn. St.	4 5	
									197 A	Marist	5 17	
									212 H	Bucknell	5 4	
									212 H	Bucknell	5 4	
									212 H	Bucknell	3 6	
									212 H	Bucknell	9 3	
									220 A	Hartford	10 3	
									232 N	Temple	8 6	
									232 N	Temple	12 13	
									260 H	Navy	10 9	
									260 H	Navy	3 0	
									260 H	Navy	1 5	
									260 H	Navy	1 7	
									265 H	Brown	7 0	
									265 H	Brown	1 0	
									267 A	Yale	7 6	
									267 A	Yale	5 4	
									267 A	Yale	7 4	
LAST 10 GAMES			LAST 10 GAMES			LAST 10 GAMES			LAST 10 GAMES			
			276 H	Lehigh	3 2	265 H	Brown	1 0				
			276 H	Lehigh	4 0	260 H	Navy	1 5				
			276 H	Lehigh	3 1	260 H	Navy	1 7				
			276 H	Lehigh	9 6	260 H	Navy	3 0				
			265 H	Brown	7 0	260 H	Navy	10 9				

Non-Div. I Games:

Holy Cross

RPI	S	Opponent	Score	
267	A	Yale	2	0
268	A	Harvard	9	4
276	H	Lehigh	3	2
276	H	Lehigh	9	6
276	H	Lehigh	3	1
276	H	Lehigh	4	0
291	A	Lafayette	23	4
291	A	Lafayette	3	0
291	A	Lafayette	7	8
291	A	Lafayette	11	5

Holy Cross

H
o
l
y
C
r
o
s
s

H
o
l
y
C
r
o
s
s

Average RPI Win:	234	WON-LOST	WINNING	LAST 10	STRENGTH OF	OPP. STRENGTH	TEAM	ADJ	CONF.	ADJ CONF.		
Average RPI Loss:	191	RECORD	PCT. RANK	GAMES	SCHEDULE	OF SCHEDULE	RPI	RPI	RPI	RPI		
DIV. I ONLY		15-19-0	.44118	196	5-5-0	215	288	202	.46972	202	32	32
DIV. I NON-CONF.		3-8-0	.27273	257	0-2-0	61	141	164	.4926	164	29	30
<hr/>												
TOTALS	RPI 1-25	RPI 26-50		W-L RECORDS		RPI 51-100		RPI 101-150		RPI 150+		
15-19-0	0-0-0	0-1-0		OVERALL		0-5-0		0-1-0		15-13-0		
2-4-0	0-0-0	0-0-0		HOME		0-0-0		0-0-0		2-4-0		
7-13-0	0-0-0	0-1-0		AWAY		0-5-0		0-1-0		7-7-0		
6-2-0	0-0-0	0-0-0		NEUTRAL		0-0-0		0-0-0		6-2-0		
3-8-0	0-0-0	0-1-0		NON-CONFERENCE		0-5-0		0-1-0		3-2-0		
0-0-0	0-0-0	0-0-0		HOME		0-0-0		0-0-0		0-0-0		
1-9-0	0-0-0	0-0-		AWAY		0-5-0		0-1-0		1-2-0		
2-0-0	0-0-0	0-0-0		NEUTRAL		0-0-0		0-0-0		2-0-0		
12-11-0	0-0-0	0-0-0		CONFERENCE		0-0-0		0-0-0		12-11-0		
2-4-0	0-0-0	0-0-0		HOME		0-0-0		0-0-0		2-4-0		
6-5-0	0-0-0	0-0-0		AWAY		0-0-0		0-0-0		6-5-0		
4-2-0	0-0-0	0-0-0		NEUTRAL		0-0-0		0-0-0		4-2-0		
RPI	S	Opponent	Score	RPI	S	Opponent	Score	RPI	S	Opponent	Score	
34	A	Texas A&M	1 7	63	A	Houston	2 12	135	A	Stephen F. Austin	1 3	
				68	A	Lamar	1 8	156	A	Dallas Baptist	6 4	
				79	A	Southeastern La.	6 7	156	A	Dallas Baptist	5 6	
				79	A	Southeastern La.	3 5	182	N	Eastern Ill.	10 7	
				79	A	Southeastern La.	0 9	182	N	Eastern Ill.	4 3	
								216	A	Houston Baptist	3 9	
								221	H	Ark.-Pine Bluff	1 5	
								221	H	Ark.-Pine Bluff	8 3	
								221	H	Ark.-Pine Bluff	6 3	
								229	A	Southern U.	2 1	
								229	A	Southern U.	9 7	
								229	A	Southern U.	5 12	
								229	N	Southern U.	9 5	
								229	N	Southern U.	0 1	
								229	N	Southern U.	5 2	
								229	N	Southern U.	1 0	
								254	N	Alabama St.	1 3	
								263	A	Jackson St.	14 5	
								263	A	Jackson St.	0 4	
								282	A	Grambling	3 4	
								282	A	Grambling	8 7	
								282	A	Grambling	10 6	
								288	A	Prairie View	13 0	
								288	A	Prairie View	3 6	
								288	A	Prairie View	6 11	
								288	H	Prairie View	2 6	
								288	H	Prairie View	2 11	

Non-Div. I Games:	Huston-Tillotson	20	4	Huston-Tillotson	7	1
-------------------	------------------	----	---	------------------	---	---

Texas Southern

RPI	S	Opponent	Score	
288	H	Prairie View	6	8
288	N	Prairie View	9	0

Texas Southern

T
e
x
a
s
S
o
u
t
h
e
r
n

T
e
x
a
s
S
o
u
t
h
e
r
n

Average RPI Win:	208	WON-LOST	WINNING	LAST 10	STRENGTH OF	OPP. STRENGTH	TEAM	ADJ	CONF.	ADJ CONF.	
Average RPI Loss:	133	RECORD	PCT. RANK	GAMES	SCHEDULE	OF SCHEDULE	RPI	RPI	RPI	RPI	
DIV. I ONLY	10-22-0	.3125	260	1-9-0	122	234	203	.46918	203	15	15
DIV. I NON-CONF.	9-11-0	.45	177	1-0-0	176	230	139	.50505	139	15	15
<hr/>											
TOTALS	RPI 1-25	RPI 26-50		W-L RECORDS		RPI 51-100		RPI 101-150		RPI 150+	
10-22-0	0-0-0	0-1-0		OVERALL		0-8-0		1-5-0		9-8-0	
1-5-0	0-0-0	0-0-0		HOME		0-0-0		0-0-0		1-5-0	
7-13-0	0-0-0	0-0-0		AWAY		0-8-0		1-3-0		6-2-0	
2-4-0	0-0-0	0-1-0		NEUTRAL		0-0-0		0-2-0		2-1-0	
<hr/>											
9-11-0	0-0-0	0-1-0		NON-CONFERENCE		0-2-0		1-5-0		8-3-0	
0-0-0	0-0-0	0-0-0		HOME		0-0-0		0-0-0		0-0-0	
7-7-0	0-0-0	0-0-		AWAY		0-2-0		1-3-0		6-2-0	
2-4-0	0-0-0	0-1-0		NEUTRAL		0-0-0		0-2-0		2-1-0	
<hr/>											
1-11-0	0-0-0	0-0-0		CONFERENCE		0-6-0		0-0-0		1-5-0	
1-5-0	0-0-0	0-0-0		HOME		0-0-0		0-0-0		1-5-0	
0-6-0	0-0-0	0-0-0		AWAY		0-6-0		0-0-0		0-0-0	
0-0-0	0-0-0	0-0-0		NEUTRAL		0-0-0		0-0-0		0-0-0	
<hr/>											
RPI S	Opponent	Score	RPI S	Opponent	Score	RPI S	Opponent	Score	RPI S	Opponent	Score
			42 N	Loyola Marymount	10 23	67 A	UNLV	6 8	116 A	Belmont	4 3
						67 A	UNLV	3 8	124 A	Arkansas St.	5 10
						73 A	Creighton	4 5	124 A	Arkansas St.	1 10
						73 A	Creighton	5 7	124 A	Arkansas St.	2 12
						73 A	Creighton	3 7	129 N	Dartmouth	4 7
						84 A	Missouri St.	2 5	129 N	Dartmouth	8 11
						84 A	Missouri St.	2 12	180 H	Wichita St.	8 18
						84 A	Missouri St.	2 6	180 H	Wichita St.	6 10
									180 H	Wichita St.	0 4
									183 N	Hawaii	6 5
									207 A	Lipscomb	7 0
									207 A	Lipscomb	11 9
									207 A	Lipscomb	11 10
									207 A	Lipscomb	5 9
									211 A	Northern Ill.	19 0
									219 N	Ball St.	13 8
									219 N	Ball St.	4 7
									226 A	Wright St.	6 7
									226 A	Wright St.	12 3
									228 H	Evansville	1 9
									228 H	Evansville	8 5
									228 H	Evansville	0 10
									278 A	Dayton	9 3
<hr/>											
			LAST 10 GAMES								
			84 A	Missouri St.	2 6	180 H	Wichita St.	6 10			
			84 A	Missouri St.	2 12	180 H	Wichita St.	0 4			
			84 A	Missouri St.	2 5	73 A	Creighton	3 7			
			211 A	Northern Ill.	19 0	73 A	Creighton	5 7			
			180 H	Wichita St.	8 18	73 A	Creighton	4 5			

Non-Div. I Games: Eureka 20 0 Wash. & Jeff. 12 2

Bradley

Average RPI Win: 233		WON-LOST	WINNING	LAST 10	STRENGTH OF		OPP. STRENGTH	TEAM	ADJ		CONF.	ADJ CONF.
Average RPI Loss: 199		RECORD	PCT. RANK	GAMES	SCHEDULE		OF SCHEDULE	RPI	RPI		RPI	RPI
DIV. I ONLY		13-14-0	.48148	176	5-5-0		271	265	204		27	27
DIV. I NON-CONF.		10-11-0	.47619	155	2-2-0		285	262	232		26	26
TOTALS		RPI 1-25	RPI 26-50		W-L RECORDS		RPI 51-100		RPI 101-150		RPI 150+	
13-14-0		0-0-0	0-0-0		OVERALL		0-1-0		0-1-0		13-12-0	
0-0-0		0-0-0	0-0-0		HOME		0-0-0		0-0-0		0-0-0	
7-8-0		0-0-0	0-0-0		AWAY		0-1-0		0-0-0		7-7-0	
6-6-0		0-0-0	0-0-0		NEUTRAL		0-0-0		0-1-0		6-5-0	
10-11-0		0-0-0	0-0-0		NON-CONFERENCE		0-1-0		0-1-0		10-9-0	
0-0-0		0-0-0	0-0-0		HOME		0-0-0		0-0-0		0-0-0	
4-5-0		0-0-0	0-0-		AWAY		0-1-0		0-0-0		4-4-0	
6-6-0		0-0-0	0-0-0		NEUTRAL		0-0-0		0-1-0		6-5-0	
3-3-0		0-0-0	0-0-0		CONFERENCE		0-0-0		0-0-0		3-3-0	
0-0-0		0-0-0	0-0-0		HOME		0-0-0		0-0-0		0-0-0	
3-3-0		0-0-0	0-0-0		AWAY		0-0-0		0-0-0		3-3-0	
0-0-0		0-0-0	0-0-0		NEUTRAL		0-0-0		0-0-0		0-0-0	
RPI S	Opponent	Score	RPI S	Opponent	Score	RPI S	Opponent	Score	RPI S	Opponent	Score	
						89 A	Minnesota	2 4	129 N	Dartmouth	0 6	
									158 A	South Dakota St.	3 1	
									158 A	South Dakota St.	3 2	
									158 A	South Dakota St.	4 5	
									158 A	South Dakota St.	0 3	
									161 N	Miami (OH)	1 18	
									166 N	Northwestern	2 3	
									212 N	Bucknell	0 3	
									221 A	Ark.-Pine Bluff	4 5	
									221 A	Ark.-Pine Bluff	1 5	
									221 A	Ark.-Pine Bluff	4 0	
									223 N	Bowling Green	8 5	
									231 A	Southeast Mo. St.	9 6	
									231 A	Southeast Mo. St.	7 2	
									231 A	Southeast Mo. St.	7 13	
									237 N	North Dakota	2 8	
									237 N	North Dakota	4 7	
									237 N	North Dakota	9 3	
									237 N	North Dakota	1 0	
									242 N	Army	8 7	
									260 N	Navy	5 1	
									267 N	Yale	17 2	
									283 A	UT Martin	2 3	
									283 A	UT Martin	5 0	
									284 A	IPFW	6 4	
									284 A	IPFW	3 4	
LAST 10 GAMES												
						284 A	IPFW	3 4	158 A	South Dakota St.	3 2	
						284 A	IPFW	6 4	237 N	North Dakota	2 8	
						158 A	South Dakota St.	0 3	237 N	North Dakota	4 7	
						158 A	South Dakota St.	4 5	237 N	North Dakota	1 0	
						158 A	South Dakota St.	3 1	237 N	North Dakota	9 3	

Non-Div. I Games: Northern St. 5 2 Northern St. 16 2

North Dakota St.

Average RPI Win:		185	WON-LOST RECORD		WINNING PCT. RANK		LAST 10 GAMES		STRENGTH OF SCHEDULE		OPP. STRENGTH OF SCHEDULE		TEAM RPI		ADJ RPI		CONF. RPI		ADJ CONF. RPI		
DIV. I ONLY			11-30-0		.26829	272	1-9-0		41		196		205		.46784		205	11		11	
DIV. I NON-CONF.			9-17-0		.34615	226	0-2-0		88		184		198		.4769		197	13		13	
TOTALS		RPI 1-25		RPI 26-50		W-L RECORDS		RPI 51-100		RPI 101-150		RPI 150+									
11-30-0		0-1-0		1-9-0		OVERALL		1-8-0		2-5-0		7-7-0									
6-13-0		0-0-0		1-3-0		HOME		0-6-0		0-0-0		5-4-0									
4-15-0		0-1-0		0-6-0		AWAY		0-0-0		2-5-0		2-3-0									
1-2-0		0-0-0		0-0-0		NEUTRAL		1-2-0		0-0-0		0-0-0									
9-17-0		0-1-0		0-7-0		NON-CONFERENCE		1-2-0		1-3-0		7-4-0									
5-5-0		0-0-0		0-1-0		HOME		0-0-0		0-0-0		5-4-0									
3-10-0		0-1-0		0-0-		AWAY		0-0-0		1-3-0		2-0-0									
1-2-0		0-0-0		0-0-0		NEUTRAL		1-2-0		0-0-0		0-0-0									
2-13-0		0-0-0		1-2-0		CONFERENCE		0-6-0		1-2-0		0-3-0									
1-8-0		0-0-0		1-2-0		HOME		0-6-0		0-0-0		0-0-0									
1-5-0		0-0-0		0-0-0		AWAY		0-0-0		1-2-0		0-3-0									
0-0-0		0-0-0		0-0-0		NEUTRAL		0-0-0		0-0-0		0-0-0									
RPI	S	Opponent		Score		RPI	S	Opponent		Score		RPI	S	Opponent		Score					
2	A	LSU		1	2	29	A	La.-Lafayette		3	12	68	H	Lamar		1	11				
						29	H	La.-Lafayette		0	12	68	H	Lamar		2	8				
						32	H	Central Ark.		4	7	68	H	Lamar		4	18				
						32	H	Central Ark.		1	2	79	H	Southeastern La.		2	3				
						32	H	Central Ark.		1	0	79	H	Southeastern La.		4	7				
						34	A	Texas A&M		1	2	79	H	Southeastern La.		2	3				
						34	A	Texas A&M		5	9	84	N	Missouri St.		11	3				
						40	A	Oklahoma		3	8	84	N	Missouri St.		3	14				
						40	A	Oklahoma		0	1	84	N	Missouri St.		0	5				
						40	A	Oklahoma		2	7										
						LAST 10 GAMES															
						68 H Lamar						4	18	139 A A&M-Corpus Christi						0	11
						68 H Lamar						1	11	139 A A&M-Corpus Christi						12	1
						68 H Lamar						2	8	29 H La.-Lafayette						0	12
						279 H Louisiana Tech						1	3	32 H Central Ark.						4	7
						139 A A&M-Corpus Christi						2	12	32 H Central Ark.						1	2

Non-Div. I Games:

Northwestern St.

Average RPI Win:	184	WON-LOST RECORD	WINNING PCT. RANK	LAST 10 GAMES	STRENGTH OF SCHEDULE	OPP. STRENGTH OF SCHEDULE	TEAM RPI	ADJ RPI	CONF. RPI	ADJ CONF. RPI	
Average RPI Loss:	146										
DIV. I ONLY	14-24-0	.36842	226	3-7-0	222	135	206	.46755	206	10	10
DIV. I NON-CONF.	10-16-0	.38462	208	0-1-0	268	175	220	.46494	220	10	10
<hr/>											
TOTALS	RPI 1-25	RPI 26-50		W-L RECORDS		RPI 51-100		RPI 101-150		RPI 150+	
14-24-0	0-0-0	0-2-0		OVERALL		3-5-0		2-4-0		9-13-0	
4-3-0	0-0-0	0-0-0		HOME		2-1-0		1-0-0		1-2-0	
9-18-0	0-0-0	0-2-0		AWAY		1-4-0		1-4-0		7-8-0	
1-3-0	0-0-0	0-0-0		NEUTRAL		0-0-0		0-0-0		1-3-0	
<hr/>											
10-16-0	0-0-0	0-2-0		NON-CONFERENCE		1-1-0		2-4-0		7-9-0	
1-0-0	0-0-0	0-0-0		HOME		0-0-0		1-0-0		0-0-0	
8-13-0	0-0-0	0-0-		AWAY		1-1-0		1-4-0		6-6-0	
1-3-0	0-0-0	0-0-0		NEUTRAL		0-0-0		0-0-0		1-3-0	
<hr/>											
4-8-0	0-0-0	0-0-0		CONFERENCE		2-4-0		0-0-0		2-4-0	
3-3-0	0-0-0	0-0-0		HOME		2-1-0		0-0-0		1-2-0	
1-5-0	0-0-0	0-0-0		AWAY		0-3-0		0-0-0		1-2-0	
0-0-0	0-0-0	0-0-0		NEUTRAL		0-0-0		0-0-0		0-0-0	
<hr/>											
RPI S	Opponent	Score	RPI S	Opponent	Score	RPI S	Opponent	Score	RPI S	Opponent	Score
			27 A	Kentucky	2 8	63 H	Houston	4 0	105 A	West Virginia	2 10
			38 A	Ohio St.	0 5	63 H	Houston	1 9	105 H	West Virginia	8 0
						63 H	Houston	19 13	119 A	Radford	3 8
						77 A	Southern Miss.	1 4	119 A	Radford	0 5
						77 A	Southern Miss.	7 8	119 A	Radford	5 4
						77 A	Southern Miss.	0 1	144 A	Charlotte	3 7
						88 A	Old Dominion	1 10	154 A	UCF	1 3
						88 A	Old Dominion	3 0	154 A	UCF	0 11
									154 A	UCF	5 4
									179 N	Central Mich.	3 7
									179 N	Central Mich.	6 4
									179 N	Central Mich.	8 10
									179 N	Central Mich.	7 9
									188 H	UAB	3 1
									188 H	UAB	4 12
									188 H	UAB	6 10
									210 A	Wofford	8 9
									210 A	Wofford	0 6
									214 A	USC Upstate	5 6
									214 A	USC Upstate	0 3
									234 A	Eastern Ky.	3 10
									258 A	N.C. A&T	7 10
									258 A	N.C. A&T	3 0
									258 A	N.C. A&T	16 3
									274 A	Northern Ky.	7 1
									274 A	Northern Ky.	2 1
									274 A	Northern Ky.	9 0
<hr/>											
			LAST 10 GAMES								
			154 A	UCF	0 11	77 A	Southern Miss.	0 1	258 A	N.C. A&T	3 0
			154 A	UCF	1 3	38 A	Ohio St.	0 5	258 A	N.C. A&T	16 3
			154 A	UCF	5 4	63 H	Houston	1 9	274 A	Northern Ky.	7 1
			77 A	Southern Miss.	1 4	63 H	Houston	4 0	274 A	Northern Ky.	2 1
			77 A	Southern Miss.	7 8	63 H	Houston	19 13	274 A	Northern Ky.	9 0

Non-Div. I Games:

Marshall

RPI	S	Opponent	Score	
274	A	Northern Ky.	6	3

Marshall

M
a
r
s
h
a
l
l

M
a
r
s
h
a
l
l

Average RPI Win:	137	WON-LOST RECORD	WINNING PCT. RANK	LAST 10 GAMES	STRENGTH OF SCHEDULE	OPP. STRENGTH OF SCHEDULE	TEAM RPI	ADJ RPI	CONF. RPI	ADJ CONF. RPI		
DIV. I ONLY		14-27-0	.34146	243	4-6-0	86	143	207	.46754	207	16	16
DIV. I NON-CONF.		10-16-0	.38462	208	2-0-0	222	109	252	.4408	250	17	17
<hr/>												
TOTALS	RPI 1-25	RPI 26-50		W-L RECORDS		RPI 51-100		RPI 101-150		RPI 150+		
14-27-0	1-8-0	1-2-0		OVERALL		4-2-0		2-3-0		6-12-0		
10-14-0	0-1-0	0-0-0		HOME		2-2-0		2-0-0		6-11-0		
4-13-0	1-7-0	1-2-0		AWAY		2-0-0		0-3-0		0-1-0		
0-0-0	0-0-0	0-0-0		NEUTRAL		0-0-0		0-0-0		0-0-0		
10-16-0	0-6-0	0-0-0		NON-CONFERENCE		3-0-0		2-0-0		5-10-0		
8-10-0	0-1-0	0-0-0		HOME		1-0-0		2-0-0		5-9-0		
2-6-0	0-5-0	0-0-		AWAY		2-0-0		0-0-0		0-1-0		
0-0-0	0-0-0	0-0-0		NEUTRAL		0-0-0		0-0-0		0-0-0		
4-11-0	1-2-0	1-2-0		CONFERENCE		1-2-0		0-3-0		1-2-0		
2-4-0	0-0-0	0-0-0		HOME		1-2-0		0-0-0		1-2-0		
2-7-0	1-2-0	1-2-0		AWAY		0-0-0		0-3-0		0-0-0		
0-0-0	0-0-0	0-0-0		NEUTRAL		0-0-0		0-0-0		0-0-0		
<hr/>												
RPI S	Opponent	Score		RPI S	Opponent	Score		RPI S	Opponent	Score		
4 A	Vanderbilt	1	4	47 A	FGCU	0	8	53 A	Middle Tenn.	3	2	
19 A	Ole Miss	5	8	47 A	FGCU	3	4	62 H	North Florida	2	8	
19 A	Ole Miss	8	9	47 A	FGCU	5	2	62 H	North Florida	4	3	
19 A	Ole Miss	1	10					62 H	North Florida	5	7	
21 A	Mercer	8	4					81 A	Western Ky.	5	4	
21 A	Mercer	4	7					81 H	Western Ky.	2	0	
21 A	Mercer	2	5									
25 A	Austin Peay	4	6									
25 H	Austin Peay	1	3									
</												

Non-Div. I Games:

Lipscomb

Average RPI Win:	217	WON-LOST RECORD	WINNING PCT. RANK	LAST 10 GAMES	STRENGTH OF SCHEDULE	OPP. STRENGTH OF SCHEDULE	TEAM RPI	ADJ RPI	CONF. RPI	ADJ CONF. RPI		
DIV. I ONLY		22-17-0	.5641	98	4-6-0	290	202	208	.46728	208	25	25
DIV. I NON-CONF.		15-8-0	.65217	68	2-0-0	291	149	160	.49317	160	24	24
<hr/>												
TOTALS	RPI 1-25	RPI 26-50		W-L RECORDS		RPI 51-100		RPI 101-150		RPI 150+		
22-17-0	0-0-0	1-3-0		OVERALL		1-1-0		3-0-0		17-13-0		
7-7-0	0-0-0	0-0-0		HOME		0-0-0		2-0-0		5-7-0		
15-10-0	0-0-0	1-3-0		AWAY		1-1-0		1-0-0		12-6-0		
0-0-0	0-0-0	0-0-0		NEUTRAL		0-0-0		0-0-0		0-0-0		
15-8-0	0-0-0	1-3-0		NON-CONFERENCE		1-1-0		1-0-0		12-4-0		
3-3-0	0-0-0	0-0-0		HOME		0-0-0		0-0-0		3-3-0		
12-5-0	0-0-0	1-0-		AWAY		1-1-0		1-0-0		9-1-0		
0-0-0	0-0-0	0-0-0		NEUTRAL		0-0-0		0-0-0		0-0-0		
7-9-0	0-0-0	0-0-0		CONFERENCE		0-0-0		2-0-0		5-9-0		
4-4-0	0-0-0	0-0-0		HOME		0-0-0		2-0-0		2-4-0		
3-5-0	0-0-0	0-0-0		AWAY		0-0-0		0-0-0		3-5-0		
0-0-0	0-0-0	0-0-0		NEUTRAL		0-0-0		0-0-0		0-0-0		
RPI	S	Opponent	Score	RPI	S	Opponent	Score	RPI	S	Opponent	Score	
				30	A	William & Mary	5 7					
				30	A	William & Mary	5 19					
				30	A	William & Mary	2 8					
				30	A	William & Mary	10 4					
		</										

Non-Div. I Games:

Penn

RPI	S	Opponent	Score	
276	A	Lehigh	13	2
291	A	Lafayette	8	1
291	A	Lafayette	12	5
291	A	Lafayette	8	1
291	H	Lafayette	7	6
291	H	Lafayette	6	8

Penn

P
e
n
n

P
e
n
n

RPI	S	Opponent	Score	
238	A	Davidson	5	3
238	H	Davidson	8	4
295	H	UMES	4	7
295	H	UMES	2	1

Winthrop

W
i
n
t
h
r
o
p

W
i
n
t
h
r
o
p

Non-Div. I Games:

W
o
f
f
o
r
d

W
o
f
f
o
r
d

Average RPI Win:	202	WON-LOST RECORD	WINNING PCT. RANK	LAST 10 GAMES	STRENGTH OF SCHEDULE	OPP. STRENGTH OF SCHEDULE	TEAM RPI	ADJ RPI	CONF. RPI	ADJ CONF. RPI				
DIV. I ONLY		16-21-0	.43243	199	7-3-0	255	198	211	.46712	21	21			
DIV. I NON-CONF.		5-17-0	.22727	269	0-2-0	183	209	250	.44107	18	18			
<hr/>														
TOTALS	RPI 1-25	RPI 26-50		W-L RECORDS		RPI 51-100		RPI 101-150		RPI 150+				
16-21-0	0-0-0	0-0-0		OVERALL		1-1-0		3-8-0		12-12-0				
4-1-0	0-0-0	0-0-0		HOME		0-0-0		1-0-0		3-1-0				
11-14-0	0-0-0	0-0-0		AWAY		1-0-0		1-4-0		9-10-0				
1-6-0	0-0-0	0-0-0		NEUTRAL		0-1-0		1-4-0		0-1-0				
<hr/>														
5-17-0	0-0-0	0-0-0		NON-CONFERENCE		1-1-0		2-6-0		2-10-0				
1-1-0	0-0-0	0-0-0		HOME		0-0-0		1-0-0		0-1-0				
4-12-0	0-0-0	0-0-		AWAY		1-0-0		1-4-0		2-8-0				
0-4-0	0-0-0	0-0-0		NEUTRAL		0-1-0		0-2-0		0-1-0				
<hr/>														
11-4-0	0-0-0	0-0-0		CONFERENCE		0-0-0		1-2-0		10-2-0				
3-0-0	0-0-0	0-0-0		HOME		0-0-0		0-0-0		3-0-0				
7-2-0	0-0-0	0-0-0		AWAY		0-0-0		0-0-0		7-2-0				
1-2-0	0-0-0	0-0-0		NEUTRAL		0-0-0		1-2-0		0-0-0				
<hr/>														
RPI	S	Opponent	Score	RPI	S	Opponent	Score	RPI	S	Opponent	Score			
				65 N BYU				3	5	101 N Kent St.	3	0		
				89 A Minnesota				2	1	101 N Kent St.	2	3		
												101 N Kent St.	1	13
												102 A Illinois St.	3	9
												116 A Belmont	8	2
												116 A Belmont	3	4
												120 A Texas Tech	0	8
												120 A Texas Tech	0	13
												121 N Utah	1	6
												125 H Milwaukee	10	6
												129 N Dartmouth	0	1
												160 A Southern Ill.	2	3
												160 A Southern Ill.	2	4
												160 A Southern Ill.	3	8
												175 A Nevada	1	3
												175 A Nevada	12	4
												175 A Nevada	0	13
												175 A Nevada	3	7
												179 A Central Mich.	5	3
												179 A Central Mich.	3	6
								179 A Central Mich.	7	2				
				LAST 10 GAMES				203 H Bradley	0	19				
				290 A Ohio				10	3	207 A Lipscomb	8	12		
				290 A Ohio				11	2	217 N Northern Colo.	2	3		
				290 A Ohio				4	5	230 H Western Mich.	3	2		
				203 H Bradley				0	19	230 H Western Mich.	9	8		
				230 H Western Mich.				9	8	230 H Western Mich.	5	3		

Non-Div. I Games:

Northern Ill.

Northern Ill.

Average RPI Win:	237	WON-LOST RECORD	WINNING PCT. RANK	LAST 10 GAMES	STRENGTH OF SCHEDULE	OPP. STRENGTH OF SCHEDULE	TEAM RPI	ADJ RPI	CONF. RPI	ADJ CONF. RPI	
DIV. I ONLY		14-27-0	.34146 243	4-6-0	132	276	213	.46458 212	29	29	
DIV. I NON-CONF.		6-19-0	.24 265	1-3-0	108	210	247	.4422 245	31	31	
<hr/>											
TOTALS	RPI 1-25	RPI 26-50		W-L RECORDS	RPI 51-100		RPI 101-150		RPI 150+		
14-27-0	0-3-0	0-3-0		OVERALL	0-3-0		1-0-0		13-20-0		
3-6-0	0-0-0	0-1-0		HOME	0-0-0		1-0-0		2-5-0		
7-16-0	0-2-0	0-2-0		AWAY	0-3-0		0-0-0		7-11-0		
4-5-0	0-1-0	0-0-0		NEUTRAL	0-0-0		0-0-0		4-4-0		
6-19-0	0-3-0	0-3-0		NON-CONFERENCE	0-3-0		1-0-0		5-12-0		
2-3-0	0-0-0	0-1-0		HOME	0-0-0		1-0-0		1-2-0		
0-13-0	0-2-0	0-0-		AWAY	0-3-0		0-0-0		0-6-0		
4-5-0	0-1-0	0-0-0		NEUTRAL	0-0-0		0-0-0		4-4-0		
8-8-0	0-0-0	0-0-0		CONFERENCE	0-0-0		0-0-0		8-8-0		
1-3-0	0-0-0	0-0-0		HOME	0-0-0		0-0-0		1-3-0		
7-5-0	0-0-0	0-0-0		AWAY	0-0-0		0-0-0		7-5-0		
0-0-0	0-0-0	0-0-0		NEUTRAL	0-0-0		0-0-0		0-0-0		
RPI S	Opponent	Score	RPI S	Opponent	Score	RPI S	Opponent	Score	RPI S	Opponent	Score
3 A	Virginia	4 12	44 A	Delaware	3 4	61 A	Duke	0 9	104 H	Towson	5 4
3 A	Virginia	1 9	44 A	Delaware	12 13	61 A	Duke	1 4	159 A	Richmond	4 10
14 N	Indiana	5 8	44 H	Delaware	4 5	61 A	Duke	0 2	159 A	Richmond	3 6
									159 A	Richmond	1 6
									166 N	Northwestern	2 17
									173 H	Saint Joseph's	2 4
									176 H	Binghamton	3 1
									176 H	Binghamton	4 5
									201 A	Holy Cross	4 5
									201 A	Holy Cross	3 9
									201 A	Holy Cross	6 3
									201 A	Holy Cross	4 5
									204 N	North Dakota St.	3 0
									222 N	Valparaiso	2 6
									241 A	Penn St.	6 7
									242 H	Army	2 3
									242 H	Army	5 0
									242 H	Army	0 7
									242 H	Army	2 5
									251 A	St. Bonaventure	2 3
									251 A	St. Bonaventure	1 10
			LAST 10 GAMES						259 N	LIU Brooklyn	13 4
			251 A	St. Bonaventure	1 10	242 H	Army	2 5	260 A	Navy	1 2
			251 A	St. Bonaventure	2 3	241 A	Penn St.	6 7	260 A	Navy	16 10
			242 H	Army	2 3	104 H	Towson	5 4	260 A	Navy	3 1
			242 H	Army	5 0	276 A	Lehigh	7 2	260 A	Navy	8 4
			242 H	Army	0 7	276 A	Lehigh	8 1	262 N	Fairfield	5 1

Non-Div. I Games:

Bucknell

RPI	S	Opponent	Score	
267	N	Yale	2	5
268	N	Harvard	1	2
268	N	Harvard	7	4
276	A	Lehigh	3	4
276	A	Lehigh	7	6
276	A	Lehigh	8	1
276	A	Lehigh	7	2

Bucknell

B
u
c
k
n
e
l
l

B
u
c
k
n
e
l
l

Average RPI Win:		214	WON-LOST RECORD		WINNING PCT. RANK		LAST 10 GAMES		STRENGTH OF SCHEDULE		OPP. STRENGTH OF SCHEDULE		TEAM RPI		ADJ RPI		CONF. RPI		ADJ CONF. RPI	
DIV. I ONLY			12-25-0		.32432 251		5-5-0		158		235		214		.4645 213		25		25	
DIV. I NON-CONF.			3-18-0		.14286 285		1-1-0		118		200		255		.43836 254		24		24	
TOTALS		RPI 1-25		RPI 26-50		W-L RECORDS		RPI 51-100		RPI 101-150		RPI 150+								
12-25-0		0-1-0		0-5-0		OVERALL		0-1-0		2-5-0		10-13-0								
4-4-0		0-0-0		0-0-0		HOME		0-0-0		1-3-0		3-1-0								
8-21-0		0-1-0		0-4-0		AWAY		0-1-0		1-2-0		7-12-0								
0-0-0		0-0-0		0-0-0		NEUTRAL		0-0-0		0-0-0		0-0-0								
3-18-0		0-1-0		0-5-0		NON-CONFERENCE		0-1-0		0-1-0		3-10-0								
0-0-0		0-0-0		0-0-0		HOME		0-0-0		0-0-0		0-0-0								
3-18-0		0-1-0		0-0-		AWAY		0-1-0		0-1-0		3-10-0								
0-0-0		0-0-0		0-0-0		NEUTRAL		0-0-0		0-0-0		0-0-0								
9-7-0		0-0-0		0-0-0		CONFERENCE		0-0-0		2-4-0		7-3-0								
4-4-0		0-0-0		0-0-0		HOME		0-0-0		1-3-0		3-1-0								
5-3-0		0-0-0		0-0-0		AWAY		0-0-0		1-1-0		4-2-0								
0-0-0		0-0-0		0-0-0		NEUTRAL		0-0-0		0-0-0		0-0-0								
RPI	S	Opponent		Score		RPI	S	Opponent		Score		RPI	S	Opponent		Score				
1	A	North Carolina		0 16		49	A	Maryland		0 6		70	A	Elon		11 12				
						49	A	Maryland		3 16										
						49	A	Maryland		2 9										
						49	A	Maryland		4 9										
						50	A	Seton Hall		0 5										

Non-Div. I Games:

Princeton

RPI	S	Opponent	Score	
267	H	Yale	1	9
268	A	Harvard	19	20
268	A	Harvard	13	1

Princeton

P
r
i
n
c
e
t
o
n

P
r
i
n
c
e
t
o
n

Average RPI Win:		206	WON-LOST RECORD		WINNING PCT. RANK		LAST 10 GAMES		STRENGTH OF SCHEDULE		OPP. STRENGTH OF SCHEDULE		TEAM RPI		ADJ RPI		CONF. RPI		ADJ CONF. RPI			
Average RPI Loss:		153																				
DIV. I ONLY			23-18-0		.56098 102		4-6-0		280		106		215		.46448 214		16		16			
DIV. I NON-CONF.			15-8-0		.65217 68		2-2-0		282		126		190		.47928 189		17		17			
TOTALS		RPI 1-25		RPI 26-50		W-L RECORDS		RPI 51-100		RPI 101-150		RPI 150+										
23-18-0		0-1-0		1-3-0		OVERALL		0-1-0		4-2-0		18-11-0										
17-9-0		0-0-0		0-1-0		HOME		0-0-0		3-2-0		14-6-0										
6-9-0		0-1-0		1-2-0		AWAY		0-1-0		1-0-0		4-5-0										
0-0-0		0-0-0		0-0-0		NEUTRAL		0-0-0		0-0-0		0-0-0										
15-8-0		0-1-0		0-1-0		NON-CONFERENCE		0-1-0		3-0-0		12-5-0										
13-4-0		0-0-0		0-1-0		HOME		0-0-0		2-0-0		11-3-0										
2-4-0		0-1-0		0-0-		AWAY		0-1-0		1-0-0		1-2-0										
0-0-0		0-0-0		0-0-0		NEUTRAL		0-0-0		0-0-0		0-0-0										
8-10-0		0-0-0		1-2-0		CONFERENCE		0-0-0		1-2-0		6-6-0										
4-5-0		0-0-0		0-0-0		HOME		0-0-0		1-2-0		3-3-0										
4-5-0		0-0-0		1-2-0		AWAY		0-0-0		0-0-0		3-3-0										
0-0-0		0-0-0		0-0-0		NEUTRAL		0-0-0		0-0-0		0-0-0										
RPI	S	Opponent		Score		RPI	S	Opponent		Score		RPI	S	Opponent		Score						
11	A	South Carolina		3	12	27	H	Kentucky		10	11	99	A	Furman		5	6	108	A	Presbyterian	13	7
						47	A	FGCU		2	3							108	H	Presbyterian	5	2
						47	A	FGCU		17	9							131	H	East Tenn. St.	6	3
						47	A	FGCU		2	3							131	H	East Tenn. St.	4	10
																		131	H	East Tenn. St.	0	8
																		144	H	Charlotte	6	0
																		168	A	Gardner-Webb	1	4
																		177	H	Charleston So.	3	9
																		191	H	Stetson	8	6
																		191	H	Stetson	2	10
																		191	H	Stetson	2	6
																		194	A	UNC Asheville	4	5
																		194	H	UNC Asheville	10	8
																		198	A	Jacksonville	4	6
																		198	A	Jacksonville	19	7
																		198	A	Jacksonville	0	3
																		206	H	Marshall	6	5
																		206	H	Marshall	3	0
																		207	A	Lipscomb	4	0
																		207	A	Lipscomb	4	6
																		207	A	Lipscomb	5	3
																		210	A	Wofford	12	0
																		210	H	Wofford	11	12
																		235	H	Niagara	23	6
																		238	H	Davidson	8	3
																		244	H	Akron	4	6
																		244	H	Akron	8	2

TOTALS		RPI 1-25		RPI 26-50		W-L RECORDS		RPI 51-100		RPI 101-150		RPI 150+										
23-18-0		0-1-0		1-3-0		OVERALL		0-1-0		4-2-0		18-11-0										
17-9-0		0-0-0		0-1-0		HOME		0-0-0		3-2-0		14-6-0										
6-9-0		0-1-0		1-2-0		AWAY		0-1-0		1-0-0		4-5-0										
0-0-0		0-0-0		0-0-0		NEUTRAL		0-0-0		0-0-0		0-0-0										
15-8-0		0-1-0		0-1-0		NON-CONFERENCE		0-1-0		3-0-0		12-5-0										
13-4-0		0-0-0		0-1-0		HOME		0-0-0		2-0-0		11-3-0										
2-4-0		0-1-0		0-0-		AWAY		0-1-0		1-0-0		1-2-0										
0-0-0		0-0-0		0-0-0		NEUTRAL		0-0-0		0-0-0		0-0-0										
8-10-0		0-0-0		1-2-0		CONFERENCE		0-0-0		1-2-0		6-6-0										
4-5-0		0-0-0		0-0-0		HOME		0-0-0		1-2-0		3-3-0										
4-5-0		0-0-0		1-2-0		AWAY		0-0-0		0-0-0		3-3-0										
0-0-0		0-0-0		0-0-0		NEUTRAL		0-0-0		0-0-0		0-0-0										

Non-Div. I Games:

USC Upstate

USC Upstate

T
e
x
.
-
P
a
n
A
m
e
r
i
c
a
n

Tex.-Pan American

Tex.-Pan American

Average RPI Win:	190	WON-LOST RECORD	WINNING PCT. RANK	LAST 10 GAMES	STRENGTH OF SCHEDULE	OPP. STRENGTH OF SCHEDULE	TEAM RPI	ADJ RPI	CONF. RPI	ADJ CONF. RPI	
DIV. I ONLY	17-19-1	.47297	179	5-5-0	207	222	218	.46188	216	30	30
DIV. I NON-CONF.	11-13-1	.46	165	2-0-0	139	214	192	.47882	191	30	29
<hr/>											
TOTALS	RPI 1-25	RPI 26-50		W-L RECORDS		RPI 51-100		RPI 101-150		RPI 150+	
17-19-1	0-0-0	0-3-0		OVERALL		1-2-0		5-3-1		12-11-0	
12-10-1	0-0-0	0-0-0		HOME		0-0-0		4-2-1		8-8-0	
5-7-0	0-0-0	0-1-0		AWAY		1-2-0		1-1-0		4-3-0	
0-2-0	0-0-0	0-2-0		NEUTRAL		0-0-0		0-0-0		0-0-0	
<hr/>											
11-13-1	0-0-0	0-3-0		NON-CONFERENCE		1-2-0		5-3-1		6-5-0	
8-6-1	0-0-0	0-0-0		HOME		0-0-0		4-2-1		4-4-0	
4-5-0	0-0-0	0-0-		AWAY		1-2-0		1-1-0		2-1-0	
0-2-0	0-0-0	0-2-0		NEUTRAL		0-0-0		0-0-0		0-0-0	
<hr/>											
6-6-0	0-0-0	0-0-0		CONFERENCE		0-0-0		0-0-0		6-6-0	
4-4-0	0-0-0	0-0-0		HOME		0-0-0		0-0-0		4-4-0	
2-2-0	0-0-0	0-0-0		AWAY		0-0-0		0-0-0		2-2-0	
0-0-0	0-0-0	0-0-0		NEUTRAL		0-0-0		0-0-0		0-0-0	
<hr/>											
RPI S	Opponent	Score	RPI S	Opponent	Score	RPI S	Opponent	Score	RPI S	Opponent	Score
			34 A	Texas A&M	5 6	63 A	Houston	2 10	109 H	Bryant	4 4
			48 N	Illinois	3 8	68 A	Lamar	8 1	109 H	Bryant	5 4
			48 N	Illinois	3 12	68 A	Lamar	6 8	109 H	Bryant	3 2
									126 H	Nicholls St.	9 0
									126 H	Nicholls St.	2 9
									126 H	Nicholls St.	5 15
									135 A	Stephen F. Austin	4 3
									139 A	A&M-Corpus Christi	4 5
									139 H	A&M-Corpus Christi	7 2
									164 A	Texas-Arlington	7 6
									164 A	Texas-Arlington	5 7
									181 A	Utah Valley	4 3
									181 A	Utah Valley	2 3
									181 A	Utah Valley	5 3
									181 A	Utah Valley	3 10
									202 H	Texas Southern	9 3
									215 H	Tex.-Pan American	4 12
									215 H	Tex.-Pan American	1 4
									215 H	Tex.-Pan American	3 4
									215 H	Tex.-Pan American	5 4
									237 H	North Dakota	9 5
									237 H	North Dakota	1 3
									237 H	North Dakota	2 1
									237 H	North Dakota	19 4
									241 H	Penn St.	3 9
									241 H	Penn St.	4 8
									241 H	Penn St.	11 10
<hr/>											
			LAST 10 GAMES								
			288 A	Prairie View	14 4	139 H	A&M-Corpus Christi	7 2			
			215 H	Tex.-Pan American	1 4	181 A	Utah Valley	4 3			
			215 H	Tex.-Pan American	4 12	181 A	Utah Valley	2 3			
			215 H	Tex.-Pan American	3 4	181 A	Utah Valley	5 3			
			215 H	Tex.-Pan American	5 4	181 A	Utah Valley	3 10			

Non-Div. I Games:

Houston Baptist

RPI	S	Opponent	Score	
268	H	Harvard	12	6
268	H	Harvard	3	4
268	H	Harvard	1	6
288	A	Prairie View	14	4
288	H	Prairie View	4	3

Houston Baptist

H
o
u
s
t
o
n
B
a
p
t
i
s
t

H
o
u
s
t
o
n
B
a
p
t
i
s
t

Average RPI Win: 230		WON-LOST	WINNING	LAST 10	STRENGTH OF		OPP. STRENGTH	TEAM	ADJ	CONF.	ADJ CONF.				
Average RPI Loss: 138		RECORD	PCT. RANK	GAMES	SCHEDULE		OF SCHEDULE	RPI	RPI	RPI	RPI				
DIV. I ONLY		17-16-0	.51515	139	7-3-0		274	219	220	.46161	217	30	30		
DIV. I NON-CONF.		8-13-0	.38095	211	0-0-0		170	128	200	.47543	199	30	29		
TOTALS		RPI 1-25	RPI 26-50		W-L RECORDS		RPI 51-100		RPI 101-150		RPI 150+				
17-16-0		0-0-0	1-3-0		OVERALL		1-5-0		0-1-0		15-7-0				
10-4-0		0-0-0	0-0-0		HOME		0-0-0		0-0-0		10-4-0				
5-11-0		0-0-0	1-3-0		AWAY		0-4-0		0-1-0		4-3-0				
2-1-0		0-0-0	0-0-0		NEUTRAL		1-1-0		0-0-0		1-0-0				
8-13-0		0-0-0	1-3-0		NON-CONFERENCE		1-5-0		0-1-0		6-4-0				
4-2-0		0-0-0	0-0-0		HOME		0-0-0		0-0-0		4-2-0				
2-10-0		0-0-0	1-0-		AWAY		0-4-0		0-1-0		1-2-0				
2-1-0		0-0-0	0-0-0		NEUTRAL		1-1-0		0-0-0		1-0-0				
9-3-0		0-0-0	0-0-0		CONFERENCE		0-0-0		0-0-0		9-3-0				
6-2-0		0-0-0	0-0-0		HOME		0-0-0		0-0-0		6-2-0				
3-1-0		0-0-0	0-0-0		AWAY		0-0-0		0-0-0		3-1-0				
0-0-0		0-0-0	0-0-0		NEUTRAL		0-0-0		0-0-0		0-0-0				
RPI	S	Opponent	Score	RPI	S	Opponent	Score	RPI	S	Opponent	Score				
				35	A	Nebraska	5 10	58	A	CSU Bakersfield	0 12	120	A	Texas Tech	1 10
				35	A	Nebraska	1 5	58	A	CSU Bakersfield	0 9	158	H	South Dakota St.	13 12
				39	A	Kansas St.	0 11	58	A	CSU Bakersfield	1 4	158	H	South Dakota St.	8 11
				39	A	Kansas St.	3 0	58	A	CSU Bakersfield	3 4	158	H	South Dakota St.	1 5
								65	N	BYU	0 9	211	N	Northern Ill.	3 2
								65	N	BYU	6 4	233	H	Neb. Omaha	13 12
												233	H	Neb. Omaha	19 3
												237	H	North Dakota	4 3
												237	H	North Dakota	5 2
												237	H	North Dakota	7 23
												237	H	North Dakota	5 3
												271	H	NJIT	1 2
												271	H	NJIT	15 5
												271	H	NJIT	16 6
												271	H	NJIT	7 4
												275	H	Air Force	12 4
												277	A	Santa Clara	3 2
												277	A	Santa Clara	1 6
												277	A	Santa Clara	1 7
												296	A	Chicago St.	4 7
												296	A	Chicago St.	5 1
												296	A	Chicago St.	8 3
												296	A	Chicago St.	1 0
				LAST 10 GAMES											
				271	H	NJIT	15 5	237	H	North Dakota	5 2	296	A	Chicago St.	1 0
				271	H	NJIT	1 2	237	H	North Dakota	4 3				
				271	H	NJIT	16 6	237	H	North Dakota	5 3				
				271	H	NJIT	7 4	296	A	Chicago St.	4 7				
				237	H	North Dakota	7 23	296	A	Chicago St.	5 1				

Non-Div. I Games: Adams St. 14 6

Northern Colo.

Average RPI Win:	205	WON-LOST	WINNING	LAST 10	STRENGTH OF	OPP. STRENGTH	TEAM	ADJ	CONF.	ADJ CONF.	
Average RPI Loss:	124	RECORD	PCT. RANK	GAMES	SCHEDULE	OF SCHEDULE	RPI	RPI	RPI	RPI	
DIV. I ONLY	18-17-0	.51429	141	2-8-0	258	110	216	.4616	218	11	11
DIV. I NON-CONF.	12-8-0	.6	89	1-1-0	294	173	246	.4404	251	13	13
<hr/>											
TOTALS	RPI 1-25	RPI 26-50		W-L RECORDS		RPI 51-100		RPI 101-150		RPI 150+	
18-17-0	0-0-0	0-2-0		OVERALL		2-4-0		1-8-0		15-4-0	
14-7-0	0-0-0	0-1-0		HOME		0-0-0		1-5-0		13-2-0	
4-10-0	0-0-0	0-1-0		AWAY		2-4-0		0-3-0		2-2-0	
0-0-0	0-0-0	0-0-0		NEUTRAL		0-0-0		0-0-0		0-0-0	
12-8-0	0-0-0	0-2-0		NON-CONFERENCE		0-0-0		0-3-0		12-4-0	
10-6-0	0-0-0	0-1-0		HOME		0-0-0		0-3-0		10-2-0	
2-3-0	0-0-0	0-0-		AWAY		0-0-0		0-0-0		2-2-0	
0-0-0	0-0-0	0-0-0		NEUTRAL		0-0-0		0-0-0		0-0-0	
6-9-0	0-0-0	0-0-0		CONFERENCE		2-4-0		1-5-0		3-0-0	
4-2-0	0-0-0	0-0-0		HOME		0-0-0		1-2-0		3-0-0	
2-7-0	0-0-0	0-0-0		AWAY		2-4-0		0-3-0		0-0-0	
0-0-0	0-0-0	0-0-0		NEUTRAL		0-0-0		0-0-0		0-0-0	
RPI	S	Opponent	Score	RPI	S	Opponent	Score	RPI	S	Opponent	Score
				29	A	La.-Lafayette	5 8	68	A	Lamar	9 6
				29	H	La.-Lafayette	9 11	68	A	Lamar	0 1
								68	A	Lamar	14 13
								80	A	Sam Houston St.	2 5
								80	A	Sam Houston St.	2 5
								80	A	Sam Houston St.	2 12

Non-Div. I Games: LSU-Alexandria 4 11 LSU-Alexandria 5 4

McNeese St.

RPI	S	Opponent	Score	
279	H	Louisiana Tech	0	6

McNeese St.

M
c
N
e
e
s
e
s
t
.

M
c
N
e
e
s
e
s
t
.

Ball St.

H
a
r
t
f
o
r
d

Hartford

RPI	S	Opponent	Score	
280	A	Massachusetts	3	4

Hartford

H
a
r
t
f
o
r
d

H
a
r
t
f
o
r
d

[illegible]

Non-Div. I Games:	Jarvis Christian	8	1	Jarvis Christian	0	5
-------------------	------------------	---	---	------------------	---	---

Ark.-Pine Bluff

RPI	S	Opponent	Score
285	A	Alcorn	10 3
297	N	Mississippi Val.	24 5

Ark.-Pine Bluff

Average RPI Win:		212	WON-LOST RECORD		WINNING PCT. RANK		LAST 10 GAMES		STRENGTH OF SCHEDULE		OPP. STRENGTH OF SCHEDULE		TEAM RPI		ADJ RPI		CONF. RPI		ADJ CONF. RPI				
DIV. I ONLY			13-23-0		.36111 229		4-5-0		214		207		224		.45948 222		23		23				
DIV. I NON-CONF.			9-15-0		.375 216		1-3-0		165		160		180		.48521 179		21		21				
TOTALS		RPI 1-25		RPI 26-50		W-L RECORDS		RPI 51-100		RPI 101-150		RPI 150+											
13-23-0		1-2-0		0-1-0		OVERALL		1-2-0		0-9-0		11-9-0											
1-2-0		0-0-0		0-0-0		HOME		0-0-0		0-0-0		1-2-0											
5-14-0		1-2-0		0-1-0		AWAY		1-2-0		0-5-0		3-4-0											
7-7-0		0-0-0		0-0-0		NEUTRAL		0-0-0		0-4-0		7-3-0											
9-15-0		1-2-0		0-1-0		NON-CONFERENCE		1-2-0		0-6-0		7-4-0											
0-0-0		0-0-0		0-0-0		HOME		0-0-0		0-0-0		0-0-0											
2-11-0		1-2-0		0-0-		AWAY		1-2-0		0-5-0		0-1-0											
7-4-0		0-0-0		0-0-0		NEUTRAL		0-0-0		0-1-0		7-3-0											
4-8-0		0-0-0		0-0-0		CONFERENCE		0-0-0		0-3-0		4-5-0											
1-2-0		0-0-0		0-0-0		HOME		0-0-0		0-0-0		1-2-0											
3-3-0		0-0-0		0-0-0		AWAY		0-0-0		0-0-0		3-3-0											
0-3-0		0-0-0		0-0-0		NEUTRAL		0-0-0		0-3-0		0-0-0											
RPI	S	Opponent		Score		RPI	S	Opponent		Score		RPI	S	Opponent		Score		RPI	S	Opponent		Score	
20	A	Arizona St.		3	16	28	A	Notre Dame		1	3	96	A	South Fla.		2	3	116	A	Belmont		3	7
20	A	Arizona St.		8	6							96	A	South Fla.		3	7	116	A	Belmont		3	4
20	A	Arizona St.		3	15							96	A	South Fla.		5	2	125	N	Milwaukee		2	8
																		125	N	Milwaukee		0	2
																		125	N	Milwaukee		5	7
																		137	N	Northeastern		1	3
																		138	A	Long Beach St.		2	3
																		138	A	Long Beach St.		2	7
																		138	A	Long Beach St.		0	2
																		161	N	Miami (OH)		9	6
																		188	N	UAB		0	1
																		193	N	Georgetown		3	4
																		199	N	Toledo		8	9
																		212	N	Bucknell		6	2
																		224	H	Ill.-Chicago		6	2
																		224	H	Ill.-Chicago		3	4
																		224	H	Ill.-Chicago		1	2
																		226	A	Wright St.		2	7
																		226	A	Wright St.		5	3
																		226	A	Wright St.		5	6
																		230	A	Western Mich.		4	5
																		249	A	Youngstown St.		3	4
																		249	A	Youngstown St.		6	3
																		249	A	Youngstown St.		9	2
																		251	N	St. Bonaventure		5	4
																		256	N	Villanova		7	6
																		260	N	Navy		7	1
LAST 10 GAMES																							

Non-Div. I Games:	Purdue-North Cent.	5	2	Roosevelt	15	3
-------------------	--------------------	---	---	-----------	----	---

Valparaiso

RPI	S	Opponent	Score	
267	N	Yale	9	2
290	N	Ohio	1	0

Valparaiso

V
a
l
p
a
r
a
i
s
o

V
a
l
p
a
r
a
i
s
o

Average RPI Win:	171	WON-LOST	WINNING	LAST 10	STRENGTH OF	OPP. STRENGTH	TEAM	ADJ	CONF.	ADJ CONF.	
Average RPI Loss:	172	RECORD	PCT. RANK	GAMES	SCHEDULE	OF SCHEDULE	RPI	RPI	RPI	RPI	
DIV. I ONLY	13-20-0	.39394	219	7-3-0	235	211	225	.45887	223	21	21
DIV. I NON-CONF.	4-13-0	.23529	267	1-0-0	90	221	213	.47063	213	18	18
TOTALS	RPI 1-25	RPI 26-50	W-L RECORDS	RPI 51-100	RPI 101-150	RPI 150+					
13-20-0	0-0-0	0-1-0	OVERALL	3-1-0	1-7-0	10-11-0					
3-6-0	0-0-0	0-0-0	HOME	0-0-0	0-0-0	3-6-0					
9-12-0	0-0-0	0-1-0	AWAY	3-1-0	1-6-0	6-4-0					
1-2-0	0-0-0	0-0-0	NEUTRAL	0-0-0	0-1-0	1-1-0					
4-13-0	0-0-0	0-1-0	NON-CONFERENCE	3-1-0	1-7-0	1-4-0					
0-0-0	0-0-0	0-0-0	HOME	0-0-0	0-0-0	0-0-0					
4-11-0	0-0-0	0-0-	AWAY	3-1-0	1-6-0	0-3-0					
1-2-0	0-0-0	0-0-0	NEUTRAL	0-0-0	0-1-0	1-1-0					
9-7-0	0-0-0	0-0-0	CONFERENCE	0-0-0	0-0-0	9-7-0					
3-6-0	0-0-0	0-0-0	HOME	0-0-0	0-0-0	3-6-0					
6-1-0	0-0-0	0-0-0	AWAY	0-0-0	0-0-0	6-1-0					
0-0-0	0-0-0	0-0-0	NEUTRAL	0-0-0	0-0-0	0-0-0					
RPI S	Opponent	Score	RPI S	Opponent	Score	RPI S	Opponent	Score	RPI S	Opponent	Score
			47 A	FGCU	0 7	81 A	Western Ky.	9 8	102 A	Illinois St.	0 5
						81 A	Western Ky.	3 2	102 A	Illinois St.	7 5
						81 A	Western Ky.	3 4	102 A	Illinois St.	1 3
						90 A	Xavier	9 0	102 A	Illinois St.	3 6
									105 N	West Virginia	2 8
									127 A	Tennessee Tech	4 10
									127 A	Tennessee Tech	5 8
									134 A	Michigan	0 2
									179 A	Central Mich.	3 5
									179 A	Central Mich.	9 5
									179 A	Central Mich.	1 0
									185 H	Eastern Mich.	5 13
									185 H	Eastern Mich.	6 11
									185 H	Eastern Mich.	10 4
									193 N	Georgetown	8 7
									199 A	Toledo	6 3
									199 A	Toledo	14 1
									199 A	Toledo	5 0
									204 N	North Dakota St.	5 8
									219 A	Ball St.	7 5
									230 H	Western Mich.	6 13
									230 H	Western Mich.	3 4
									230 H	Western Mich.	3 4
									244 H	Akron	14 6
									244 H	Akron	3 7
									244 H	Akron	5 1
									272 A	Murray St.	7 9
LAST 10 GAMES											
			90 A	Xavier	9 0	199 A	Toledo	14 1	230 H	Western Mich.	3 4
			244 H	Akron	3 7	199 A	Toledo	5 0	244 H	Akron	14 6
			244 H	Akron	14 6	219 A	Ball St.	7 5	244 H	Akron	3 7
			244 H	Akron	5 1	185 H	Eastern Mich.	5 13	244 H	Akron	5 1
			199 A	Toledo	6 3	185 H	Eastern Mich.	6 11	272 A	Murray St.	7 9

Non-Div. I Games:

Bowling Green

RPI	S	Opponent	Score	
272	A	Murray St.	1	2
272	A	Murray St.	6	8

Bowling Green

B
o
w
l
i
n
g
G
r
e
e
n

B
o
w
l
i
n
g
G
r
e
e
n

Average RPI Win:	218	WON-LOST RECORD	WINNING PCT. RANK	LAST 10 GAMES	STRENGTH OF SCHEDULE	OPP. STRENGTH OF SCHEDULE	TEAM RPI	ADJ RPI	CONF. RPI	ADJ CONF. RPI				
DIV. I ONLY		17-16-0	.51515	139	6-4-0	285	124	222	.45789	224	23	23		
DIV. I NON-CONF.		9-9-0	.5	137	1-0-0	262	31	170	.48796	176	21	21		
<hr/>														
TOTALS	RPI 1-25	RPI 26-50		W-L RECORDS		RPI 51-100		RPI 101-150		RPI 150+				
17-16-0	0-3-0	1-3-0		OVERALL		1-0-0		1-2-0		14-8-0				
9-6-0	0-0-0	0-0-0		HOME		0-0-0		1-2-0		8-4-0				
8-10-0	0-3-0	1-3-0		AWAY		1-0-0		0-0-0		6-4-0				
0-0-0	0-0-0	0-0-0		NEUTRAL		0-0-0		0-0-0		0-0-0				
9-9-0	0-3-0	1-3-0		NON-CONFERENCE		1-0-0		0-0-0		7-3-0				
5-1-0	0-0-0	0-0-0		HOME		0-0-0		0-0-0		5-1-0				
4-8-0	0-3-0	1-0-		AWAY		1-0-0		0-0-0		2-2-0				
0-0-0	0-0-0	0-0-0		NEUTRAL		0-0-0		0-0-0		0-0-0				
8-7-0	0-0-0	0-0-0		CONFERENCE		0-0-0		1-2-0		7-5-0				
4-5-0	0-0-0	0-0-0		HOME		0-0-0		1-2-0		3-3-0				
4-2-0	0-0-0	0-0-0		AWAY		0-0-0		0-0-0		4-2-0				
0-0-0	0-0-0	0-0-0		NEUTRAL		0-0-0		0-0-0		0-0-0				
RPI	S	Opponent	Score		RPI	S	Opponent	Score		RPI	S	Opponent	Score	
4	A	Vanderbilt	0	9	28	A	Notre Dame	2	6	95	A	Indiana St.	6	2
4	A	Vanderbilt	1	3	34	A	Texas A&M	1	5					
4	A	Vanderbilt	3	5	34	A	Texas A&M	2	0					
					34	A	Texas A&M	3	4					

Non-Div. I Games:

Chicago

15 6

Edgewood

5 3

Roosevelt

16

Ill.-Chicago

Average RPI Win:	178	WON-LOST	WINNING	LAST 10	STRENGTH OF	OPP. STRENGTH	TEAM	ADJ	CONF.	ADJ CONF.	
Average RPI Loss:	142	RECORD	PCT. RANK	GAMES	SCHEDULE	OF SCHEDULE	RPI	RPI	RPI	RPI	
DIV. I ONLY	18-22-0	.45	193	2-8-0	212	140	227	.45786	225	13	13
DIV. I NON-CONF.	12-10-0	.54545	113	0-2-0	216	241	215	.46756	214	12	12
<hr/>											
TOTALS	RPI 1-25	RPI 26-50		W-L RECORDS		RPI 51-100		RPI 101-150		RPI 150+	
18-22-0	1-0-0	0-0-0		OVERALL		2-11-0		2-2-0		13-9-0	
13-13-0	0-0-0	0-0-0		HOME		1-6-0		2-2-0		10-5-0	
4-9-0	1-0-0	0-0-0		AWAY		1-5-0		0-0-0		2-4-0	
1-0-0	0-0-0	0-0-0		NEUTRAL		0-0-0		0-0-0		1-0-0	
12-10-0	1-0-0	0-0-0		NON-CONFERENCE		0-4-0		0-1-0		11-5-0	
10-7-0	0-0-0	0-0-0		HOME		0-1-0		0-1-0		10-5-0	
1-3-0	1-0-0	0-0-		AWAY		0-3-0		0-0-0		0-0-0	
1-0-0	0-0-0	0-0-0		NEUTRAL		0-0-0		0-0-0		1-0-0	
6-12-0	0-0-0	0-0-0		CONFERENCE		2-7-0		2-1-0		2-4-0	
3-6-0	0-0-0	0-0-0		HOME		1-5-0		2-1-0		0-0-0	
3-6-0	0-0-0	0-0-0		AWAY		1-2-0		0-0-0		2-4-0	
0-0-0	0-0-0	0-0-0		NEUTRAL		0-0-0		0-0-0		0-0-0	
RPI	S	Opponent	Score	RPI	S	Opponent	Score	RPI	S	Opponent	Score
8	A	North Carolina St.	8 5								
						55 A Wake Forest	4 5	111 H Ga. Southern		5 4	
						55 H Wake Forest	4 11	111 H Ga. Southern		10 6	
						61 A Duke	2 17	111 H Ga. Southern		4 8	
						70 H Elon	8 14	141 H Rhode Island		8 18	
						70 H Elon	3 6	157 H Albany (NY)		9 8	
						70 H Elon	4 8	157 H Albany (NY)		5 8	
						71 A Col. of Charleston	2 3	157 H Albany (NY)		9 0	
						71 A Col. of Charleston	12 0	194 H UNC Asheville		10 9	
						71 A Col. of Charleston	3 11	197 H Marist		3 7	
						78 A East Carolina	9 11	197 H Marist		9 4	
						92 H Appalachian St.	1 9	197 H Marist		6 5	
						92 H Appalachian St.	6 5	210 A Wofford		2 3	
						92 H Appalachian St.	5 9	210 A Wofford		1 4	
								210 A Wofford		10 9	
								213 H Princeton		9 7	
								227 H N.C. Central		17 8	
								238 A Davidson		5 7	
								238 A Davidson		4 5	
								238 A Davidson		8 6	
								242 H Army		7 4	
								242 H Army		8 5	
								258 N N.C. A&T		10 4	
								276 H Lehigh		8 9	
								278 H Dayton		2 3	
								278 H Dayton		8 9	
								278 H Dayton		8 2	
LAST 10 GAMES											
						92 H Appalachian St.	6 5	276 H Lehigh		8 9	
						92 H Appalachian St.	1 9	278 H Dayton		2 3	
						61 A Duke	2 17	278 H Dayton		8 9	
						71 A Col. of Charleston	2 3	278 H Dayton		8 2	
						71 A Col. of Charleston	3 11				

Non-Div. I Games:

UNC Greensboro

Average RPI Win: 225		WON-LOST	WINNING	LAST 10	STRENGTH OF		OPP. STRENGTH	TEAM	ADJ	CONF.	ADJ CONF.
Average RPI Loss: 127		RECORD	PCT. RANK	GAMES	SCHEDULE		OF SCHEDULE	RPI	RPI	RPI	RPI
DIV. I ONLY		15-18-0	.45455	192	6-3-0		241	193	228	.45766	226
DIV. I NON-CONF.		9-12-0	.42857	189	4-2-0		198	118	193	.47856	192
TOTALS		RPI 1-25	RPI 26-50		W-L RECORDS		RPI 51-100		RPI 101-150		RPI 150+
15-18-0		0-6-0	0-0-0		OVERALL		0-1-0		1-4-0		14-7-0
7-9-0		0-0-0	0-0-0		HOME		0-0-0		1-4-0		6-5-0
5-9-0		0-6-0	0-0-0		AWAY		0-1-0		0-0-0		5-2-0
3-0-0		0-0-0	0-0-0		NEUTRAL		0-0-0		0-0-0		3-0-0
9-12-0		0-6-0	0-0-0		NON-CONFERENCE		0-1-0		0-2-0		9-3-0
3-4-0		0-0-0	0-0-0		HOME		0-0-0		0-2-0		3-2-0
3-8-0		0-6-0	0-0-		AWAY		0-1-0		0-0-0		3-1-0
3-0-0		0-0-0	0-0-0		NEUTRAL		0-0-0		0-0-0		3-0-0
6-6-0		0-0-0	0-0-0		CONFERENCE		0-0-0		1-2-0		5-4-0
4-5-0		0-0-0	0-0-0		HOME		0-0-0		1-2-0		3-3-0
2-1-0		0-0-0	0-0-0		AWAY		0-0-0		0-0-0		2-1-0
0-0-0		0-0-0	0-0-0		NEUTRAL		0-0-0		0-0-0		0-0-0
RPI S	Opponent	Score		RPI S	Opponent	Score		RPI S	Opponent	Score	
13 A	Clemson	0	6					90 A	Xavier	4	8
13 A	Clemson	3	5					109 H	Bryant	0	12
13 A	Clemson	0	7					109 H	Bryant	0	7
16 A	UCLA	3	6					125 H	Milwaukee	2	15
16 A	UCLA	2	4					125 H	Milwaukee	1	4
16 A	UCLA	2	10					125 H	Milwaukee	9	3
								161 N	Miami (OH)	10	2
								203 H	Bradley	7	6
								203 H	Bradley	3	12
								222 H	Valparaiso	3	5
								222 H	Valparaiso	6	5
								222 H	Valparaiso	7	2
								224 A	Ill.-Chicago	6	4
								224 A	Ill.-Chicago	11	6
								224 A	Ill.-Chicago	1	6
								232 N	Temple	8	3
								236 N	La Salle	9	5
								241 A	Penn St.	3	11
								241 A	Penn St.	6	2
								241 A	Penn St.	7	4
								245 A	Cincinnati	19	16
								245 H	Cincinnati	2	6
								249 H	Youngstown St.	4	7
								249 H	Youngstown St.	5	3
								249 H	Youngstown St.	1	10
								278 H	Dayton	5	1
								278 H	Dayton	7	5
LAST 10 GAMES				LAST 10 GAMES				LAST 10 GAMES			
278 H	Dayton	7	5	245 A	Cincinnati	19	16	249 H	Youngstown St.	5	3
90 A	Xavier	4	8	161 N	Miami (OH)	10	2	249 H	Youngstown St.	1	10
224 A	Ill.-Chicago	6	4	241 A	Penn St.	3	11	278 H	Dayton	5	1
224 A	Ill.-Chicago	11	6	241 A	Penn St.	6	2	278 H	Dayton	7	5
224 A	Ill.-Chicago	1	6	241 A	Penn St.	7	4				

Non-Div. I Games:

Wilmington (OH)

25 0

Otterbein

17 6

Shawnee St.

12 1

Wright St.

Average RPI Win:	217	WON-LOST	WINNING	LAST 10	STRENGTH OF	OPP. STRENGTH	TEAM	ADJ	CONF.	ADJ CONF.		
Average RPI Loss:	142	RECORD	PCT. RANK	GAMES	SCHEDULE	OF SCHEDULE	RPI	RPI	RPI	RPI		
DIV. I ONLY	20-21-0	.4878	164	2-8-0	226	224	229	.45677	227	28	28	
DIV. I NON-CONF.	6-9-0	.4	202	1-3-0	180	94	234	.45008	234	28	28	
<hr/>												
TOTALS	RPI 1-25	RPI 26-50		W-L RECORDS		RPI 51-100		RPI 101-150		RPI 150+		
20-21-0	0-0-0	1-1-0		OVERALL		0-4-0		2-8-0		17-9-0		
16-12-0	0-0-0	1-0-0		HOME		0-2-0		1-5-0		14-5-0		
4-9-0	0-0-0	0-1-0		AWAY		0-2-0		1-3-0		3-4-0		
0-0-0	0-0-0	0-0-0		NEUTRAL		0-0-0		0-0-0		0-0-0		
<hr/>												
6-9-0	0-0-0	1-1-0		NON-CONFERENCE		0-4-0		0-4-0		5-1-0		
6-5-0	0-0-0	1-0-0		HOME		0-2-0		0-3-0		5-0-0		
0-5-0	0-0-0	0-0-		AWAY		0-2-0		0-1-0		0-1-0		
0-0-0	0-0-0	0-0-0		NEUTRAL		0-0-0		0-0-0		0-0-0		
<hr/>												
14-12-0	0-0-0	0-0-0		CONFERENCE		0-0-0		2-4-0		12-8-0		
10-7-0	0-0-0	0-0-0		HOME		0-0-0		1-2-0		9-5-0		
4-5-0	0-0-0	0-0-0		AWAY		0-0-0		1-2-0		3-3-0		
0-0-0	0-0-0	0-0-0		NEUTRAL		0-0-0		0-0-0		0-0-0		
<hr/>												
RPI	S	Opponent	Score	RPI	S	Opponent	Score	RPI	S	Opponent	Score	
				46	A	Campbell	0 10	61	A	Duke	3 8	
				46	H	Campbell	5 1	61	H	Duke	3 6	
								78	A	East Carolina	0 3	
								78	H	East Carolina	1 5	
										107	A Bethune-Cookman	
											2 9	
										107	A Bethune-Cookman	
											10 0	
										107	A Bethune-Cookman	
											2 4	
										107	H Bethune-Cookman	
											2 3	
										107	H Bethune-Cookman	
											0 7	
										107	H Bethune-Cookman	
											3 2	
										108	H Presbyterian	
											2 3	
										108	H Presbyterian	
											3 5	
										108	H Presbyterian	
											0 5	
										132	A High Point	
											0 7	
										152	H Longwood	
											10 0	
										152	H Longwood	
											5 4	
										167	H Delaware St.	
											6 9	
										167	H Delaware St.	
											5 1	
										189	A Savannah St.	
											14 0	
										189	A Savannah St.	
											5 8	
										189	A Savannah St.	
											7 4	
										189	H Savannah St.	
											1 7	
										189	H Savannah St.	
											3 6	
										189	H Savannah St.	
											3 4	
										225	A UNC Greensboro	
											8 17	
				LAST 10 GAMES						238	H Davidson	
											3 1	
				46	A	Campbell	0 10	46	H	Campbell	5 1	
										258	A N.C. A&T	
											3 7	
				189	H	Savannah St.	3 6	107	A	Bethune-Cookman	2 9	
											4 2	
				189	H	Savannah St.	1 7	107	A	Bethune-Cookman	2 4	
											8 11	
				189	H	Savannah St.	2 4	107	A	Bethune-Cookman	10 0	
											3 8	
				132	A	High Point	0 7	61	A	Duke	3 8	
											258	H N.C. A&T
											8 7	
<hr/>												
Non-Div. I Games:	Saint Augustine's	9	8	Virginia St.	6	1	Virginia St.	5	2	N.C. Central		

N.C. Central

RPI	S	Opponent	Score
258	H	N.C. A&T	10 0
270	H	Norfolk St.	6 1
271	H	NJIT	11 4
271	H	NJIT	5 1
281	H	Florida A&M	5 4
281	H	Florida A&M	5 4
281	H	Florida A&M	3 2
286	H	Coppin St.	11 1
286	H	Coppin St.	2 1

Average RPI Win: 177		WON-LOST	WINNING	LAST 10	STRENGTH OF		OPP. STRENGTH	TEAM	ADJ	CONF.	ADJ CONF.				
Average RPI Loss: 129		RECORD	PCT. RANK	GAMES	SCHEDULE		OF SCHEDULE	RPI	RPI	RPI	RPI				
DIV. I ONLY		14-25-0	.35897	231	2-8-0		173	159	230	.45638	228				
DIV. I NON-CONF.		8-19-0	.2963	247	0-5-0		202	106	259	.43471	257				
TOTALS		RPI 1-25	RPI 26-50		W-L RECORDS		RPI 51-100		RPI 101-150		RPI 150+				
14-25-0		0-2-0	0-0-0		OVERALL		1-9-0		3-4-0		10-10-0				
9-10-0		0-1-0	0-0-0		HOME		1-5-0		2-1-0		6-3-0				
5-15-0		0-1-0	0-0-0		AWAY		0-4-0		1-3-0		4-7-0				
0-0-0		0-0-0	0-0-0		NEUTRAL		0-0-0		0-0-0		0-0-0				
8-19-0		0-2-0	0-0-0		NON-CONFERENCE		0-7-0		3-4-0		5-6-0				
6-7-0		0-1-0	0-0-0		HOME		0-3-0		2-1-0		4-2-0				
2-12-0		0-1-0	0-0-		AWAY		0-4-0		1-3-0		1-4-0				
0-0-0		0-0-0	0-0-0		NEUTRAL		0-0-0		0-0-0		0-0-0				
6-6-0		0-0-0	0-0-0		CONFERENCE		1-2-0		0-0-0		5-4-0				
3-3-0		0-0-0	0-0-0		HOME		1-2-0		0-0-0		2-1-0				
3-3-0		0-0-0	0-0-0		AWAY		0-0-0		0-0-0		3-3-0				
0-0-0		0-0-0	0-0-0		NEUTRAL		0-0-0		0-0-0		0-0-0				
RPI S	Opponent	Score		RPI S	Opponent	Score		RPI S	Opponent	Score					
4 A	Vanderbilt	0	13			60 A	Arkansas	4	10	116 A	Belmont	1	3		
14 H	Indiana	8	10			60 A	Arkansas	2	5	125 H	Milwaukee	7	3		
						60 A	Arkansas	2	10	125 H	Milwaukee	4	5		
						73 H	Creighton	1	6	125 H	Milwaukee	13	1		
						73 H	Creighton	2	6	145 A	Kennesaw St.	3	4		
						73 H	Creighton	4	1	145 A	Kennesaw St.	8	3		
						81 A	Western Ky.	5	8	145 A	Kennesaw St.	3	6		
						90 H	Xavier	7	9	160 H	Southern Ill.	5	4		
						90 H	Xavier	2	3	160 H	Southern Ill.	3	2		
						90 H	Xavier	3	4	160 H	Southern Ill.	5	13		
										170 A	UALR	2	1		
										170 A	UALR	7	8		
										170 A	UALR	5	6		
										180 A	Wichita St.	6	3		
										180 A	Wichita St.	5	6		
										180 A	Wichita St.	4	5		
										182 H	Eastern Ill.	7	5		
										195 H	Purdue	3	4		
										195 H	Purdue	15	1		
										195 H	Purdue	1	4		
										203 A	Bradley	9	1		
										203 A	Bradley	10	0		
										203 A	Bradley	5	8		
										272 A	Murray St.	6	12		
										272 H	Murray St.	5	3		
										283 A	UT Martin	3	8		
										283 H	UT Martin	6	1		
LAST 10 GAMES				180 A	Wichita St.	5	6	90 H	Xavier	7	9	203 A	Bradley	5	8
				180 A	Wichita St.	6	3	272 A	Murray St.	6	12	272 A	Murray St.	6	12
				180 A	Wichita St.	4	5	14 H	Indiana	8	10	272 H	Murray St.	5	3
				90 H	Xavier	3	4	160 H	Southern Ill.	5	13	283 A	UT Martin	3	8
				90 H	Xavier	2	3	160 H	Southern Ill.	5	4	283 H	UT Martin	6	1

Non-Div. I Games: Oakland City 9 0

Evansville

Average RPI Win: 248		WON-LOST RECORD		WINNING PCT. RANK		LAST 10 GAMES		STRENGTH OF SCHEDULE		OPP. STRENGTH OF SCHEDULE		TEAM RPI		ADJ RPI		CONF. RPI		ADJ CONF. RPI	
DIV. I ONLY		14-15-0		.48276 175		4-4-0		246		270		226		.45634 229		32		32	
DIV. I NON-CONF.		1-4-0		.2 274		0-2-0		1		19		94		.52646 96		29		30	
TOTALS		RPI 1-25		RPI 26-50		W-L RECORDS		RPI 51-100		RPI 101-150		RPI 150+							
14-15-0		0-2-0		0-1-0		OVERALL		0-0-0		1-1-0		13-11-0							
6-4-0		0-0-0		0-0-0		HOME		0-0-0		1-0-0		5-4-0							
6-6-0		0-1-0		0-1-0		AWAY		0-0-0		0-1-0		6-3-0							
2-5-0		0-1-0		0-0-0		NEUTRAL		0-0-0		0-0-0		2-4-0							
1-4-0		0-2-0		0-1-0		NON-CONFERENCE		0-0-0		1-1-0		0-0-0							
1-0-0		0-0-0		0-0-0		HOME		0-0-0		1-0-0		0-0-0							
0-3-0		0-1-0		0-0-		AWAY		0-0-0		0-1-0		0-0-0							
0-1-0		0-1-0		0-0-0		NEUTRAL		0-0-0		0-0-0		0-0-0							
13-11-0		0-0-0		0-0-0		CONFERENCE		0-0-0		0-0-0		13-11-0							
5-4-0		0-0-0		0-0-0		HOME		0-0-0		0-0-0		5-4-0							
6-3-0		0-0-0		0-0-0		AWAY		0-0-0		0-0-0		6-3-0							
2-4-0		0-0-0		0-0-0		NEUTRAL		0-0-0		0-0-0		2-4-0							
RPI	S	Opponent		Score		RPI	S	Opponent		Score		RPI	S	Opponent		Score			
2	A	LSU		2	16	29	A	La.-Lafayette		6	11			126	A	Nicholls St.		1	11
2	N	LSU		2	11									126	H	Nicholls St.		8	6
														202	H	Texas Southern		12	5
														202	H	Texas Southern		1	2
														202	H	Texas Southern		7	9
														202	N	Texas Southern		5	9
														202	N	Texas Southern		2	5
														202	N	Texas Southern		0	1
														202	N	Texas Southern		1	0
														221	A	Ark.-Pine Bluff		11	8
														221	A	Ark.-Pine Bluff		2	0
														221	A	Ark.-Pine Bluff		4	5
														221	H	Ark.-Pine Bluff		1	9
														221	H	Ark.-Pine Bluff		7	5
														221	H	Ark.-Pine Bluff		1	8
														254	N	Alabama St.		4	6
														282	A	Grambling		6	7
														282	A	Grambling		10	7
														282	A	Grambling		8	3
														282	H	Grambling		11	3
														282	H	Grambling		3	2
														282	H	Grambling		2	1
								LAST 10 GAMES						288	A	Prairie View		2	3
								282 H Grambling		11	3			288	A	Prairie View		3	1
								282 H Grambling		2	1			288	A	Prairie View		8	2
								282 H Grambling		3	2			288	N	Prairie View		5	4
								202 N Texas Southern		5	9								
								221 H Ark.-Pine Bluff		1	8								
								221 H Ark.-Pine Bluff		1	9								
Non-Div. I Games:		Loyola (LA)		8	2	Loyola (LA)		3	7	Stillman		6	1	Stillman		10		3	
		Stillman		9	13											Southern U.			

[illegible]

Non-Div. I Games:

Western Mich.

Average RPI Win: 210		WON-LOST	WINNING	LAST 10	STRENGTH OF		OPP. STRENGTH	TEAM	ADJ	CONF.	ADJ CONF.
Average RPI Loss: 157		RECORD	PCT. RANK	GAMES	SCHEDULE		OF SCHEDULE	RPI	RPI	RPI	RPI
DIV. I ONLY		18-21-0	.46154	183	5-5-0		256	186	232	.45607	231
DIV. I NON-CONF.		6-12-0	.33333	227	0-2-0		250	156	266	.43065	265
TOTALS		RPI 1-25	RPI 26-50		W-L RECORDS		RPI 51-100		RPI 101-150		RPI 150+
18-21-0		2-1-0	0-0-0		OVERALL		0-2-0		2-8-0		14-10-0
9-10-0		2-1-0	0-0-0		HOME		0-1-0		1-4-0		6-4-0
9-11-0		0-0-0	0-0-0		AWAY		0-1-0		1-4-0		8-6-0
0-0-0		0-0-0	0-0-0		NEUTRAL		0-0-0		0-0-0		0-0-0
6-12-0		0-0-0	0-0-0		NON-CONFERENCE		0-2-0		1-6-0		5-4-0
2-8-0		0-0-0	0-0-0		HOME		0-1-0		1-4-0		1-3-0
4-4-0		0-0-0	0-0-		AWAY		0-1-0		0-2-0		4-1-0
0-0-0		0-0-0	0-0-0		NEUTRAL		0-0-0		0-0-0		0-0-0
12-9-0		2-1-0	0-0-0		CONFERENCE		0-0-0		1-2-0		9-6-0
7-2-0		2-1-0	0-0-0		HOME		0-0-0		0-0-0		5-1-0
5-7-0		0-0-0	0-0-0		AWAY		0-0-0		1-2-0		4-5-0
0-0-0		0-0-0	0-0-0		NEUTRAL		0-0-0		0-0-0		0-0-0
RPI S	Opponent	Score	RPI S	Opponent	Score	RPI S	Opponent	Score	RPI S	Opponent	Score
25 H	Austin Peay	4 9				73 H	Creighton	2 17	116 A	Belmont	6 11
25 H	Austin Peay	14 8				84 A	Missouri St.	4 11	116 A	Belmont	1 0
25 H	Austin Peay	5 3							116 A	Belmont	2 6
									123 A	Saint Louis	6 7
									123 H	Saint Louis	4 8
									124 A	Arkansas St.	8 9
									124 H	Arkansas St.	4 5
									136 H	Oral Roberts	1 3
									136 H	Oral Roberts	3 4
									136 H	Oral Roberts	6 5
									160 H	Southern Ill.	3 25
									170 A	UALR	4 3
									170 A	UALR	2 3
									182 A	Eastern Ill.	25 6
									182 A	Eastern Ill.	3 13
									182 A	Eastern Ill.	2 4
									204 H	North Dakota St.	13 7
									204 H	North Dakota St.	6 9
									204 H	North Dakota St.	2 7
									234 H	Eastern Ky.	1 7
									234 H	Eastern Ky.	8 6
									234 H	Eastern Ky.	5 3
									253 A	Morehead St.	2 4
									253 A	Morehead St.	8 11
									253 A	Morehead St.	10 5
									269 A	New Orleans	6 1
									269 A	New Orleans	11 2
LAST 10 GAMES			LAST 10 GAMES			LAST 10 GAMES			LAST 10 GAMES		
182 A	Eastern Ill.	3 13	25 H	Austin Peay	5 3	25 H	Austin Peay	4 9	253 A	Morehead St.	8 11
182 A	Eastern Ill.	25 6	25 H	Austin Peay	4 9	160 H	Southern Ill.	3 25	253 A	Morehead St.	10 5
182 A	Eastern Ill.	2 4	273 A	SIU Edwardsville	13 11	273 A	SIU Edwardsville	8 4	269 A	New Orleans	6 1
124 H	Arkansas St.	4 5	273 A	SIU Edwardsville	8 4				269 A	New Orleans	11 2
25 H	Austin Peay	14 8									

Non-Div. I Games: Harris-Stowe 12 1 Mid-Continent 9 1

Southeast Mo. St.

RPI	S	Opponent	Score	
269	A	New Orleans	7	4
273	A	SIU Edwardsville	13	11
273	A	SIU Edwardsville	0	4
273	A	SIU Edwardsville	8	4
283	H	UT Martin	9	6
283	H	UT Martin	8	5
283	H	UT Martin	7	2

Southeast Mo. St.

S
o
u
t
h
e
a
s
t
M
o
.
S
t
.

S
o
u
t
h
e
a
s
t
M
o
.
S
t
.

Average RPI Win: 214		WON-LOST	WINNING	LAST 10	STRENGTH OF		OPP. STRENGTH	TEAM	ADJ		CONF.	ADJ CONF.			
Average RPI Loss: 162		RECORD	PCT. RANK	GAMES	SCHEDULE		OF SCHEDULE	RPI	RPI		RPI	RPI			
DIV. I ONLY		14-20-0	.41176	210	5-5-0		243	200	233		.45563	232			
DIV. I NON-CONF.		9-10-0	.47368	158	2-0-0		267	140	210		.47142	210			
TOTALS		RPI 1-25	RPI 26-50		W-L RECORDS		RPI 51-100		RPI 101-150		RPI 150+				
14-20-0		1-0-0	0-2-0		OVERALL		0-3-0		0-3-0		14-12-0				
7-4-0		0-0-0	0-0-0		HOME		0-0-0		0-0-0		8-4-0				
6-13-0		1-0-0	0-1-0		AWAY		0-3-0		0-3-0		5-6-0				
1-3-0		0-0-0	0-1-0		NEUTRAL		0-0-0		0-0-0		1-2-0				
9-10-0		1-0-0	0-2-0		NON-CONFERENCE		0-3-0		0-0-0		9-5-0				
6-0-0		0-0-0	0-0-0		HOME		0-0-0		0-0-0		6-0-0				
3-7-0		1-0-0	0-0-		AWAY		0-3-0		0-0-0		2-3-0				
1-3-0		0-0-0	0-1-0		NEUTRAL		0-0-0		0-0-0		1-2-0				
5-10-0		0-0-0	0-0-0		CONFERENCE		0-0-0		0-3-0		5-7-0				
2-4-0		0-0-0	0-0-0		HOME		0-0-0		0-0-0		2-4-0				
3-6-0		0-0-0	0-0-0		AWAY		0-0-0		0-3-0		3-3-0				
0-0-0		0-0-0	0-0-0		NEUTRAL		0-0-0		0-0-0		0-0-0				
RPI S	Opponent	Score		RPI S	Opponent	Score		RPI S	Opponent	Score		RPI S	Opponent	Score	
15 A	Virginia Tech	7	3	44 A	Delaware	3	5	88 A	Old Dominion	2	9	141 A	Rhode Island	0	3
				44 N	Delaware	4	8	88 A	Old Dominion	0	2	141 A	Rhode Island	1	3
								88 A	Old Dominion	4	12	141 A	Rhode Island	2	6
												152 A	Longwood	6	9
												155 A	VCU	4	3
												155 A	VCU	1	2
												155 A	VCU	5	1
												173 H	Saint Joseph's	11	1
												173 H	Saint Joseph's	3	8
												173 H	Saint Joseph's	6	10
												194 A	UNC Asheville	5	6
												194 A	UNC Asheville	4	5
												194 A	UNC Asheville	7	2
												201 N	Holy Cross	13	12
												201 N	Holy Cross	6	8
												226 N	Wright St.	3	8
												236 H	La Salle	7	12
												236 H	La Salle	3	0
												236 H	La Salle	3	4
												239 H	Saint Peter's	9	7
												241 H	Penn St.	3	2
												241 H	Penn St.	4	2
												256 H	Villanova	8	4
												264 A	George Washington	3	4
												264 A	George Washington	3	1
												264 A	George Washington	0	1
												276 A	Lehigh	11	8
				LAST 10 GAMES											
				256 H	Villanova	8	4	155 A	VCU	5	1	256 H	Villanova	8	4
				141 A	Rhode Island	2	6	155 A	VCU	1	2	264 A	George Washington	3	4
				141 A	Rhode Island	1	3	239 H	Saint Peter's	9	7	264 A	George Washington	3	1
				141 A	Rhode Island	0	3	236 H	La Salle	7	12	264 A	George Washington	0	1
				155 A	VCU	4	3	236 H	La Salle	3	0	276 A	Lehigh	11	8

Non-Div. I Games:

Temple

RPI	S	Opponent	Score	
276	H	Lehigh	9	3
291	H	Lafayette	10	3

Temple

T
e
m
p
l
e

T
e
m
p
l
e

Average RPI Win:	217	WON-LOST	WINNING	LAST 10	STRENGTH OF	OPP. STRENGTH	TEAM	ADJ	CONF.	ADJ CONF.	
Average RPI Loss:	161	RECORD	PCT. RANK	GAMES	SCHEDULE	OF SCHEDULE	RPI	RPI	RPI	RPI	
DIV. I ONLY	14-16-0	.46667	181	8-2-0	276	197	234	.45503	233	27	27
DIV. I NON-CONF.	6-16-0	.27273	257	0-2-0	238	166	265	.43069	264	26	26
<hr/>											
TOTALS	RPI 1-25	RPI 26-50		W-L RECORDS		RPI 51-100		RPI 101-150		RPI 150+	
14-16-0	0-0-0	0-1-0		OVERALL		2-3-0		0-3-0		12-9-0	
5-4-0	0-0-0	0-0-0		HOME		0-1-0		0-0-0		5-3-0	
7-9-0	0-0-0	0-1-0		AWAY		2-2-0		0-2-0		5-4-0	
2-3-0	0-0-0	0-0-0		NEUTRAL		0-0-0		0-1-0		2-2-0	
6-16-0	0-0-0	0-1-0		NON-CONFERENCE		2-3-0		0-3-0		4-9-0	
1-4-0	0-0-0	0-0-0		HOME		0-1-0		0-0-0		1-3-0	
3-9-0	0-0-0	0-0-		AWAY		2-2-0		0-2-0		1-4-0	
2-3-0	0-0-0	0-0-0		NEUTRAL		0-0-0		0-1-0		2-2-0	
8-0-0	0-0-0	0-0-0		CONFERENCE		0-0-0		0-0-0		8-0-0	
4-0-0	0-0-0	0-0-0		HOME		0-0-0		0-0-0		4-0-0	
4-0-0	0-0-0	0-0-0		AWAY		0-0-0		0-0-0		4-0-0	
0-0-0	0-0-0	0-0-0		NEUTRAL		0-0-0		0-0-0		0-0-0	
RPI	S	Opponent	Score	RPI	S	Opponent	Score	RPI	S	Opponent	Score
				39	A	Kansas St.	2 3	73	A	Creighton	3 4
								73	A	Creighton	4 2
								73	H	Creighton	4 11
								89	A	Minnesota	10 9
								89	A	Minnesota	1 6
								115	A	Missouri	4 11
								135	N	Stephen F. Austin	2 9
								148	A	UTSA	0 5
								153	H	Iowa	0 3
								153	N	Iowa	7 6
								153	N	Iowa	9 6
								153	N	Iowa	1 4
								180	A	Wichita St.	3 5
								217	A	Northern Colo.	3 19
								217	A	Northern Colo.	12 13
								237	H	North Dakota	3 5
								237	H	North Dakota	0 2
								237	H	North Dakota	13 2
								241	N	Penn St.	0 3
								248	A	Western Ill.	5 3
								248	A	Western Ill.	5 3
								248	A	Western Ill.	9 2
								248	A	Western Ill.	11 6
								252	H	Oakland	7 0
								252	H	Oakland	7 4
								275	A	Air Force	0 2
								275	A	Air Force	11 10
								284	H	IPFW	6 3
								284	H	IPFW	2 0
								39	A	Kansas St.	2 3
LAST 10 GAMES											
				153	H	Iowa	0 3	252	H	Oakland	7 0
				248	A	Western Ill.	5 3	252	H	Oakland	7 4
				248	A	Western Ill.	5 3	284	H	IPFW	6 3
				248	A	Western Ill.	9 2	284	H	IPFW	2 0
				248	A	Western Ill.	11 6				

Non-Div. I Games:

Neb. Omaha

Average RPI Win:		238	WON-LOST RECORD		WINNING PCT. RANK		LAST 10 GAMES		STRENGTH OF SCHEDULE		OPP. STRENGTH OF SCHEDULE		TEAM RPI		ADJ RPI		CONF. RPI		ADJ CONF. RPI	
DIV. I ONLY			14-23-0		.37838	222	5-5-0		225		228		235		.45477	234	19		19	
DIV. I NON-CONF.			4-15-0		.21053	272	0-4-0		199		159		270		.42735	270	22		22	
TOTALS		RPI 1-25		RPI 26-50		W-L RECORDS		RPI 51-100		RPI 101-150		RPI 150+								
14-23-0		0-2-0		0-1-0		OVERALL		0-3-0		1-7-0		13-11-0								
4-9-0		0-0-0		0-0-0		HOME		0-1-0		1-6-0		3-2-0								
9-14-0		0-2-0		0-1-0		AWAY		0-2-0		0-1-0		9-9-0								
1-0-0		0-0-0		0-0-0		NEUTRAL		0-0-0		0-0-0		1-0-0								
4-15-0		0-2-0		0-1-0		NON-CONFERENCE		0-3-0		0-2-0		4-8-0								
1-3-0		0-0-0		0-0-0		HOME		0-1-0		0-1-0		1-1-0								
2-13-0		0-2-0		0-0-		AWAY		0-2-0		0-1-0		2-7-0								
1-0-0		0-0-0		0-0-0		NEUTRAL		0-0-0		0-0-0		1-0-0								
10-8-0		0-0-0		0-0-0		CONFERENCE		0-0-0		1-5-0		9-3-0								
3-6-0		0-0-0		0-0-0		HOME		0-0-0		1-5-0		2-1-0								
7-2-0		0-0-0		0-0-0		AWAY		0-0-0		0-0-0		7-2-0								
0-0-0		0-0-0		0-0-0		NEUTRAL		0-0-0		0-0-0		0-0-0								
RPI	S	Opponent		Score		RPI	S	Opponent		Score		RPI	S	Opponent		Score				
14	A	Indiana		2	5	27	A	Kentucky		2	6	86	A	Western Caro.		7	11			
24	A	Louisville		6	17							92	H	Appalachian St.		6	9			
												99	A	Furman		3	7			
												105	A	West Virginia		1	2			
												105	H	West Virginia		9	16			
												116	H	Belmont		6	13			
												116	H	Belmont		0	1			
												116	H	Belmont		1	14			
												127	H	Tennessee Tech		1	5			
												127	H	Tennessee Tech		4	5			
												127	H	Tennessee Tech		18	7			
												160	A	Southern Ill.		3	4			
												160	A	Southern Ill.		2	6			
												160	A	Southern Ill.		1	4			
												161	A	Miami (OH)		5	6			
												161	H	Miami (OH)		2	19			
												177	A	Charleston So.		5	6			
												177	A	Charleston So.		4	17			
												177	A	Charleston So.		5	1			
												206	H	Marshall		10	3			
												209	A	Winthrop		7	6			
												231	A	Southeast Mo. St.		7	1			
												231	A	Southeast Mo. St.		6	8			
												231	A	Southeast Mo. St.		3	5			
LAST 10 GAMES																				
14	A	Indiana		2	5	161	H	Miami (OH)		2	19	253	A	Morehead St.		30	14			
273	A	SIU Edwardsville		6	2	283	H	UT Martin		1	5	253	A	Morehead St.		18	6			
273	A	SIU Edwardsville		7	5	283	H	UT Martin		7	3	253	A	Morehead St.		5	4			
273	A	SIU Edwardsville		5	2	283	H	UT Martin		30	4	273	A	SIU Edwardsville		7	5			
161	A	Miami (OH)		5	6	290	A	Ohio		3	10	273	A	SIU Edwardsville		5	2			

Non-Div. I Games:

Eastern Ky.

RPI	S	Opponent	Score	
273	A	SIU Edwardsville	6	2
283	H	UT Martin	30	4
283	H	UT Martin	1	5
283	H	UT Martin	7	3
290	A	Ohio	3	10

Eastern Ky.

E
a
s
t
e
r
n
K
y
.

E
a
s
t
e
r
n
K
y
.

Average RPI Win: 193		WON-LOST	WINNING	LAST 10	STRENGTH OF		OPP. STRENGTH	TEAM	ADJ	CONF.	ADJ CONF.
Average RPI Loss: 148		RECORD	PCT. RANK	GAMES	SCHEDULE		OF SCHEDULE	RPI	RPI	RPI	RPI
DIV. I ONLY		12-26-0	.31579	256	3-7-0		155	252	236	.45471	235
DIV. I NON-CONF.		5-19-0	.20833	273	1-3-0		42	235	206	.47239	206
TOTALS		RPI 1-25	RPI 26-50		W-L RECORDS		RPI 51-100		RPI 101-150		RPI 150+
12-26-0	0-0-0	0-3-0		OVERALL		1-5-0		2-4-0		10-15-0	
6-4-0	0-0-0	0-0-0		HOME		0-0-0		0-0-0		6-5-0	
6-19-0	0-0-0	0-2-0		AWAY		1-5-0		2-4-0		4-8-0	
0-3-0	0-0-0	0-1-0		NEUTRAL		0-0-0		0-0-0		0-2-0	
5-19-0	0-0-0	0-3-0		NON-CONFERENCE		1-5-0		2-4-0		3-7-0	
1-1-0	0-0-0	0-0-0		HOME		0-0-0		0-0-0		1-1-0	
5-15-0	0-0-0	0-0-		AWAY		1-5-0		2-4-0		2-4-0	
0-3-0	0-0-0	0-1-0		NEUTRAL		0-0-0		0-0-0		0-2-0	
7-8-0	0-0-0	0-0-0		CONFERENCE		0-0-0		0-0-0		7-8-0	
5-4-0	0-0-0	0-0-0		HOME		0-0-0		0-0-0		5-4-0	
2-4-0	0-0-0	0-0-0		AWAY		0-0-0		0-0-0		2-4-0	
0-0-0	0-0-0	0-0-0		NEUTRAL		0-0-0		0-0-0		0-0-0	
RPI S	Opponent	Score	RPI S	Opponent	Score	RPI S	Opponent	Score	RPI S	Opponent	Score
27 N	Kentucky	3 20	51 A	Kansas	0 7	101 A	Kent St.	2 21			
39 A	Kansas St.	1 10	51 A	Kansas	4 5	101 A	Kent St.	1 19			
39 A	Kansas St.	2 10	51 A	Kansas	2 3	127 A	Tennessee Tech	4 2			
			51 A	Kansas	4 11	127 A	Tennessee Tech	0 9			
			59 A	Pittsburgh	3 17	127 A	Tennessee Tech	9 10			
			59 A	Pittsburgh	7 5	147 A	Buffalo	9 3			
						167 A	Delaware St.	16 11			
						167 A	Delaware St.	1 8			
						167 A	Delaware St.	13 10			
						178 H	Manhattan	7 5			
						178 H	Manhattan	2 1			
						178 H	Manhattan	7 0			
						197 A	Marist	2 6			
						197 A	Marist	3 4			
						197 A	Marist	2 5			
						199 N	Toledo	2 11			
						199 N	Toledo	4 7			
						200 H	Siena	0 10			
						200 H	Siena	11 12			
						200 H	Siena	1 3			
						210 A	Wofford	4 7			
						210 A	Wofford	1 9			
						214 A	USC Upstate	6 23			
						239 A	Saint Peter's	6 5			
						239 A	Saint Peter's	15 11			
						239 A	Saint Peter's	7 11			
						239 A	Saint Peter's	6 5			
						251 H	St. Bonaventure	0 4			
						251 H	St. Bonaventure	7 11			
						251 H	St. Bonaventure	6 3			
LAST 10 GAMES											
147 A	Buffalo	9 3	101 A	Kent St.	1 19	214 A	USC Upstate	6 23			
200 H	Siena	0 10	239 A	Saint Peter's	15 11	239 A	Saint Peter's	6 5			
200 H	Siena	11 12	239 A	Saint Peter's	7 11	239 A	Saint Peter's	15 11			
200 H	Siena	1 3	239 A	Saint Peter's	6 5	239 A	Saint Peter's	7 11			
101 A	Kent St.	2 21	251 H	St. Bonaventure	0 4	251 H	St. Bonaventure	6 3			

Non-Div. I Games:

Niagara

RPI	S	Opponent	Score	
251	H	St. Bonaventure	0	4
292	H	Iona	6	13
292	H	Iona	7	2
292	H	Iona	4	3

Niagara

N
i
a
g
a
r
a

N
i
a
g
a
r
a

L
a
s
a
l
l
e

La Salle

RPI	S	Opponent	Score	
287	H	Fordham	3	1
287	H	Fordham	3	2
287	H	Fordham	4	2
291	A	Lafayette	6	2
291	H	Lafayette	9	6
296	H	Chicago St.	1	6
296	H	Chicago St.	7	0

La Salle

L
a
S
a
l
l
e

L
a
S
a
l
l
e

Average RPI Win: 218		WON-LOST	WINNING	LAST 10	STRENGTH OF		OPP. STRENGTH	TEAM	ADJ	CONF.	ADJ CONF.
Average RPI Loss: 192		RECORD	PCT. RANK	GAMES	SCHEDULE		OF SCHEDULE	RPI	RPI	RPI	RPI
DIV. I ONLY		6-13-0	.31579	256	4-6-0		145	293	212	.45397	237
DIV. I NON-CONF.		4-7-0	.36364	217	2-0-0		89	297	178	.4746	202
TOTALS		RPI 1-25	RPI 26-50		W-L RECORDS		RPI 51-100		RPI 101-150		RPI 150+
6-13-0	0-0-0	0-0-0		OVERALL		0-1-0		0-1-0		6-11-0	
0-0-0	0-0-0	0-0-0		HOME		0-0-0		0-0-0		0-0-0	
4-11-0	0-0-0	0-0-0		AWAY		0-1-0		0-1-0		4-9-0	
2-2-0	0-0-0	0-0-0		NEUTRAL		0-0-0		0-0-0		2-2-0	
4-7-0	0-0-0	0-0-0		NON-CONFERENCE		0-1-0		0-1-0		4-5-0	
0-0-0	0-0-0	0-0-0		HOME		0-0-0		0-0-0		0-0-0	
2-5-0	0-0-0	0-0-		AWAY		0-1-0		0-1-0		2-3-0	
2-2-0	0-0-0	0-0-0		NEUTRAL		0-0-0		0-0-0		2-2-0	
2-6-0	0-0-0	0-0-0		CONFERENCE		0-0-0		0-0-0		2-6-0	
0-0-0	0-0-0	0-0-0		HOME		0-0-0		0-0-0		0-0-0	
2-6-0	0-0-0	0-0-0		AWAY		0-0-0		0-0-0		2-6-0	
0-0-0	0-0-0	0-0-0		NEUTRAL		0-0-0		0-0-0		0-0-0	
RPI S	Opponent	Score	RPI S	Opponent	Score	RPI S	Opponent	Score	RPI S	Opponent	Score
						73 A	Creighton	1 4	123 A	Saint Louis	0 12
									180 A	Wichita St.	3 9
									180 A	Wichita St.	1 6
									204 N	North Dakota St.	8 2
									204 N	North Dakota St.	3 9
									204 N	North Dakota St.	0 1
									204 N	North Dakota St.	7 4
									216 A	Houston Baptist	3 1
									216 A	Houston Baptist	5 9
									216 A	Houston Baptist	1 2
									216 A	Houston Baptist	4 19
									217 A	Northern Colo.	2 5
									217 A	Northern Colo.	23 7
									217 A	Northern Colo.	3 4
									217 A	Northern Colo.	3 5
									233 A	Neb. Omaha	2 0
									233 A	Neb. Omaha	5 3
									233 A	Neb. Omaha	2 13
LAST 10 GAMES											
						217 A	Northern Colo.	23 7	216 A	Houston Baptist	1 2
						217 A	Northern Colo.	2 5	216 A	Houston Baptist	3 1
						217 A	Northern Colo.	3 4	216 A	Houston Baptist	5 9
						217 A	Northern Colo.	3 5	204 N	North Dakota St.	8 2
						216 A	Houston Baptist	4 19	204 N	North Dakota St.	7 4
Non-Div. I Games:		Mt. Marty	6 5	Mt. Marty	2 1	Mt. Marty		5 7	Mary		11 2
		Mary	7 7	St. Cloud St.	2 4	Mt. Marty		10 6	St. Cloud St.		North Dakota 2 0

Average RPI Win: 169		WON-LOST	WINNING	LAST 10	STRENGTH OF		OPP. STRENGTH	TEAM	ADJ	CONF.	ADJ CONF.
Average RPI Loss: 107		RECORD	PCT. RANK	GAMES	SCHEDULE		OF SCHEDULE	RPI	RPI	RPI	RPI
DIV. I ONLY		12-26-0	.31579	256	3-7-0		88	119	238	.45344	238
DIV. I NON-CONF.		5-12-0	.29412	248	0-4-0		97	205	241	.44671	240
TOTALS		RPI 1-25	RPI 26-50		W-L RECORDS		RPI 51-100		RPI 101-150		RPI 150+
12-26-0		0-3-0	1-2-0		OVERALL		5-11-0		0-3-0		6-8-0
12-12-0		0-0-0	1-0-0		HOME		5-7-0		0-0-0		6-5-0
0-14-0		0-3-0	0-2-0		AWAY		0-4-0		0-3-0		0-3-0
0-0-0		0-0-0	0-0-0		NEUTRAL		0-0-0		0-0-0		0-0-0
5-12-0		0-3-0	1-2-0		NON-CONFERENCE		0-1-0		0-0-0		4-7-0
5-4-0		0-0-0	1-0-0		HOME		0-0-0		0-0-0		4-4-0
0-9-0		0-3-0	0-0-		AWAY		0-1-0		0-0-0		0-3-0
0-0-0		0-0-0	0-0-0		NEUTRAL		0-0-0		0-0-0		0-0-0
7-14-0		0-0-0	0-0-0		CONFERENCE		5-10-0		0-3-0		2-1-0
7-8-0		0-0-0	0-0-0		HOME		5-7-0		0-0-0		2-1-0
0-6-0		0-0-0	0-0-0		AWAY		0-3-0		0-3-0		0-0-0
0-0-0		0-0-0	0-0-0		NEUTRAL		0-0-0		0-0-0		0-0-0
RPI S	Opponent	Score	RPI S	Opponent	Score	RPI S	Opponent	Score	RPI S	Opponent	Score
1 A	North Carolina	2 10	26 A	UNC Wilmington	2 15	61 A	Duke	3 9	111 A	Ga. Southern	2 3
8 A	North Carolina St.	3 4	26 A	UNC Wilmington	1 4	70 A	Elon	2 8	111 A	Ga. Southern	4 9
11 A	South Carolina	4 12	26 H	UNC Wilmington	2 1	70 A	Elon	1 6	111 A	Ga. Southern	4 6
						70 A	Elon	2 8	169 H	Cornell	2 3
						71 H	Col. of Charleston	5 10	169 H	Cornell	9 10
						71 H	Col. of Charleston	5 18	193 H	Georgetown	4 8
						71 H	Col. of Charleston	5 4	209 A	Winthrop	4 8
						86 H	Western Caro.	2 5	209 H	Winthrop	3 5
						86 H	Western Caro.	4 9	214 A	USC Upstate	3 8
						86 H	Western Caro.	7 5	225 H	UNC Greensboro	5 4
						92 H	Appalachian St.	4 10	225 H	UNC Greensboro	7 5
						92 H	Appalachian St.	1 4	225 H	UNC Greensboro	6 8
						92 H	Appalachian St.	4 3	227 A	N.C. Central	1 3
						99 H	Furman	22 2	264 H	George Washington	6 5
						99 H	Furman	1 7	264 H	George Washington	7 5
						99 H	Furman	7 6	291 H	Lafayette	13 6
									291 H	Lafayette	9 3
LAST 10 GAMES											
8 A	North Carolina St.	3 4	71 H	Col. of Charleston	5 18						
225 H	UNC Greensboro	7 5	71 H	Col. of Charleston	5 4						
225 H	UNC Greensboro	5 4	71 H	Col. of Charleston	5 10						
225 H	UNC Greensboro	6 8	214 A	USC Upstate	3 8						
209 H	Winthrop	3 5	26 A	UNC Wilmington	1 4						

Non-Div. I Games:

Davidson

Average RPI Win: 222		WON-LOST	WINNING	LAST 10	STRENGTH OF		OPP. STRENGTH	TEAM	ADJ	CONF.	ADJ CONF.
Average RPI Loss: 192		RECORD	PCT. RANK	GAMES	SCHEDULE		OF SCHEDULE	RPI	RPI	RPI	RPI
DIV. I ONLY		13-22-0	.37143	224	4-6-0		230	284	239	.45325	239
DIV. I NON-CONF.		7-16-0	.30435	243	1-2-0		260	294	274	.42235	274
TOTALS		RPI 1-25	RPI 26-50		W-L RECORDS		RPI 51-100		RPI 101-150		RPI 150+
13-22-0	0-1-0	0-1-0		OVERALL		2-1-0		1-2-0		10-17-0	
3-2-0	0-0-0	0-0-0		HOME		0-0-0		0-0-0		3-2-0	
7-18-0	0-1-0	0-1-0		AWAY		2-1-0		1-0-0		4-11-0	
3-2-0	0-0-0	0-0-0		NEUTRAL		0-0-0		0-0-0		3-2-0	
7-16-0	0-1-0	0-1-0		NON-CONFERENCE		0-0-0		0-0-0		7-14-0	
2-0-0	0-0-0	0-0-0		HOME		0-0-0		0-0-0		2-0-0	
2-14-0	0-1-0	0-0-		AWAY		0-0-0		0-0-0		2-12-0	
3-2-0	0-0-0	0-0-0		NEUTRAL		0-0-0		0-0-0		3-2-0	
6-6-0	0-0-0	0-0-0		CONFERENCE		2-1-0		1-2-0		3-3-0	
1-2-0	0-0-0	0-0-0		HOME		0-0-0		0-0-0		1-2-0	
5-4-0	0-0-0	0-0-0		AWAY		2-1-0		1-2-0		2-1-0	
0-0-0	0-0-0	0-0-0		NEUTRAL		0-0-0		0-0-0		0-0-0	
RPI S	Opponent	Score		RPI S	Opponent	Score		RPI S	Opponent	Score	
3 A	Virginia	1	9	50 A	Seton Hall	1	10	93 A	Canisius	2	0
								93 A	Canisius	3	6
								93 A	Canisius	7	5
								118 A	Rider	4	2
								118 A	Rider	2	4
								118 A	Rider	0	3
								162 A	Monmouth	2	12
								167 A	Delaware St.	1	5
								167 A	Delaware St.	0	4
								167 A	Delaware St.	0	14
								169 N	Cornell	4	3
								169 N	Cornell	2	3
								172 N	Sacred Heart	2	7
								232 A	Temple	7	9
								235 H	Niagara	5	6
								235 H	Niagara	11	15
								235 H	Niagara	11	7
								243 A	Wagner	0	13
								243 A	Wagner	5	7
								243 A	Wagner	0	1
								243 H	Wagner	12	8
								259 H	LIU Brooklyn	18	8
								262 A	Fairfield	11	7
								262 A	Fairfield	1	7
								262 A	Fairfield	8	7
								271 N	NJIT	5	3
								286 N	Coppin St.	9	2
								287 A	Fordham	0	1
								287 A	Fordham	2	4
								287 A	Fordham	5	8
LAST 10 GAMES				118 A	Rider	2	4	235 H	Niagara	11	15
				118 A	Rider	4	2	235 H	Niagara	5	6
				118 A	Rider	0	3	235 H	Niagara	11	7
				289 A	Fairleigh Dickinson	1	5	232 A	Temple	7	9
				243 H	Wagner	12	8	262 A	Fairfield	11	7

Non-Div. I Games:

Saint Peter's

RPI	S	Opponent	Score	
289	A	Fairleigh Dickinson	1	5
295	A	UMES	12	3
295	A	UMES	7	4

Saint Peter's

S
a
i
n
t
P
e
t
e
r
'
s

S
a
i
n
t
P
e
t
e
r
'
s

Average RPI Win:	228	WON-LOST RECORD	WINNING PCT. RANK	LAST 10 GAMES	STRENGTH OF SCHEDULE	OPP. STRENGTH OF SCHEDULE	TEAM RPI	ADJ RPI	CONF. RPI	ADJ CONF. RPI									
DIV. I ONLY	10-24-0	.29412	267	0-10-0	176	260	240	.45316	240	26	26								
DIV. I NON-CONF.	5-13-0	.27778	255	0-5-0	162	192	221	.46412	221	27	27								
<hr/>																			
TOTALS	RPI 1-25	RPI 26-50		W-L RECORDS	RPI 51-100		RPI 101-150		RPI 150+										
10-24-0	0-1-0	0-3-0		OVERALL	0-1-0		0-7-0		10-12-0										
1-5-0	0-0-0	0-0-0		HOME	0-0-0		0-1-0		1-4-0										
8-18-0	0-1-0	0-3-0		AWAY	0-1-0		0-6-0		8-7-0										
1-1-0	0-0-0	0-0-0		NEUTRAL	0-0-0		0-0-0		1-1-0										
<hr/>																			
5-13-0	0-1-0	0-3-0		NON-CONFERENCE	0-1-0		0-3-0		5-5-0										
0-2-0	0-0-0	0-0-0		HOME	0-0-0		0-1-0		0-1-0										
4-10-0	0-1-0	0-0-		AWAY	0-1-0		0-2-0		4-3-0										
1-1-0	0-0-0	0-0-0		NEUTRAL	0-0-0		0-0-0		1-1-0										
<hr/>																			
5-11-0	0-0-0	0-0-0		CONFERENCE	0-0-0		0-4-0		5-7-0										
1-3-0	0-0-0	0-0-0		HOME	0-0-0		0-0-0		1-3-0										
4-8-0	0-0-0	0-0-0		AWAY	0-0-0		0-4-0		4-4-0										
0-0-0	0-0-0	0-0-0		NEUTRAL	0-0-0		0-0-0		0-0-0										
<hr/>																			
RPI S	Opponent	Score		RPI S	Opponent	Score		RPI S	Opponent	Score									
8	A	North Carolina St.	0	1	28	A	Notre Dame	0	6	61	A	Duke	2	15	103	A	Connecticut	2	4
					28	A	Notre Dame	1	5						109	A	Bryant	3	4
					28	A	Notre Dame	6	9						109	A	Bryant	2	3
															109	A	Bryant	5	10
															109	A	Bryant	0	4
															129	H	Dartmouth	4	9
															141	A	Rhode Island	3	7
															159	A	Richmond	1	2
															159	A	Richmond	5	2
															159	A	Richmond	4	5
															162	A	Monmouth	3	2
															162	A	Monmouth	5	1
															162	A	Monmouth	1	5
															162	A	Monmouth	0	1
															172	H	Sacred Heart	0	4
															172	H	Sacred Heart	1	19
															172	H	Sacred Heart	0	10
															172	H	Sacred Heart	4	1
															220	H	Hartford	5	8
															244	N	Akron	4	1
															244	N	Akron	4	9
															262	A	Fairfield	4	10
															264	A	George Washington	4	3
															264	A	George Washington	8	3
															264	A	George Washington	4	2
															294	A	Mt. St. Mary's	3	2
															294	A	Mt. St. Mary's	0	2
<hr/>																			
LAST 10 GAMES				LAST 10 GAMES				LAST 10 GAMES											
															28	A	Notre Dame	1	5
															28	A	Notre Dame	6	9
															28	A	Notre Dame	0	6
															220	H	Hartford	5	8
															109	A	Bryant	0	4

Non-Div. I Games:

Quinnipiac

Quinnipiac

Average RPI Win: 178		WON-LOST	WINNING	LAST 10	STRENGTH OF		OPP. STRENGTH	TEAM	ADJ	CONF.	ADJ CONF.
Average RPI Loss: 132		RECORD	PCT. RANK	GAMES	SCHEDULE		OF SCHEDULE	RPI	RPI	RPI	RPI
DIV. I ONLY		10-25-0	.28571	269	5-5-0		143	173	241	.45099	241
DIV. I NON-CONF.		8-15-0	.34783	223	3-1-0		129	224	204	.47373	204
TOTALS		RPI 1-25	RPI 26-50		W-L RECORDS		RPI 51-100		RPI 101-150		RPI 150+
10-25-0	0-3-0	0-0-0		OVERALL		0-6-0		3-7-0		7-9-0	
5-7-0	0-0-0	0-0-0		HOME		0-1-0		1-0-0		4-6-0	
3-18-0	0-3-0	0-0-0		AWAY		0-5-0		1-7-0		2-3-0	
2-0-0	0-0-0	0-0-0		NEUTRAL		0-0-0		1-0-0		1-0-0	
8-15-0	0-0-0	0-0-0		NON-CONFERENCE		0-6-0		3-4-0		5-5-0	
3-3-0	0-0-0	0-0-0		HOME		0-1-0		1-0-0		2-2-0	
3-12-0	0-0-0	0-0-0		AWAY		0-5-0		1-4-0		2-3-0	
2-0-0	0-0-0	0-0-0		NEUTRAL		0-0-0		1-0-0		1-0-0	
2-10-0	0-3-0	0-0-0		CONFERENCE		0-0-0		0-3-0		2-4-0	
2-4-0	0-0-0	0-0-0		HOME		0-0-0		0-0-0		2-4-0	
0-6-0	0-3-0	0-0-0		AWAY		0-0-0		0-3-0		0-0-0	
0-0-0	0-0-0	0-0-0		NEUTRAL		0-0-0		0-0-0		0-0-0	
RPI S	Opponent	Score	RPI S	Opponent	Score	RPI S	Opponent	Score	RPI S	Opponent	Score
14 A	Indiana	3 9				59 H	Pittsburgh	8 10	101 A	Kent St.	0 10
14 A	Indiana	3 11				63 A	Houston	5 15	101 H	Kent St.	3 2
14 A	Indiana	0 2				63 A	Houston	8 14	131 A	East Tenn. St.	3 8
						100 A	Liberty	1 6	131 A	East Tenn. St.	7 9
						100 A	Liberty	1 4	131 A	East Tenn. St.	6 4
						100 A	Liberty	3 12	134 A	Michigan	1 8
									134 A	Michigan	2 3
									134 A	Michigan	1 5
									135 N	Stephen F. Austin	4 2
									148 A	UTSA	2 3
									153 H	Iowa	8 7
									153 H	Iowa	7 4
									153 H	Iowa	2 5
									195 H	Purdue	5 7
									195 H	Purdue	1 6
									195 H	Purdue	4 5
									212 H	Bucknell	7 6
									216 A	Houston Baptist	8 4
									216 A	Houston Baptist	9 3
									216 A	Houston Baptist	10 11
									226 H	Wright St.	2 6
									226 H	Wright St.	4 7
									226 H	Wright St.	11 3
									232 A	Temple	2 3
									232 A	Temple	2 4
									233 N	Neb. Omaha	3 0
LAST 10 GAMES			LAST 10 GAMES			LAST 10 GAMES			LAST 10 GAMES		
153 H	Iowa	7 4	134 A	Michigan	2 3	134 A	Michigan	1 5	232 A	Temple	2 3
153 H	Iowa	8 7	134 A	Michigan	1 5	101 H	Kent St.	3 2	232 A	Temple	2 4
153 H	Iowa	2 5	101 H	Kent St.	3 2	226 H	Wright St.	11 3	233 N	Neb. Omaha	3 0
212 H	Bucknell	7 6	226 H	Wright St.	11 3	226 H	Wright St.	2 6			
134 A	Michigan	1 8	226 H	Wright St.	2 6						

Non-Div. I Games:

Penn St.

Tie, Loss, Non-Conf,S Site, H Home, A Away, N Neutral Page 320

RPI	S	Opponent	Score	
289	A	Fairleigh Dickinson	6	4
291	A	Lafayette	2	1
291	A	Lafayette	9	4
291	A	Lafayette	8	4
291	A	Lafayette	2	1
298	H	NYIT	12	1
298	H	NYIT	9	1

A
r
m
y

A
r
m
y

Army

Average RPI Win:	229	WON-LOST RECORD	WINNING PCT. RANK	LAST 10 GAMES	STRENGTH OF SCHEDULE	OPP. STRENGTH OF SCHEDULE	TEAM RPI	ADJ RPI	CONF. RPI	ADJ CONF. RPI	
DIV. I ONLY		15-22-0	.40541 213	3-7-0	229	254	243	.44767 243	26	26	
DIV. I NON-CONF.		7-14-0	.33333 227	0-2-0	228	253	243	.44512 241	27	27	
<hr/>											
TOTALS	RPI 1-25	RPI 26-50		W-L RECORDS	RPI 51-100		RPI 101-150		RPI 150+		
15-22-0	0-2-0	0-1-0		OVERALL	0-0-0		1-0-0		14-19-0		
10-6-0	0-0-0	0-1-0		HOME	0-0-0		0-0-0		10-5-0		
4-16-0	0-2-0	0-0-0		AWAY	0-0-0		1-0-0		3-14-0		
1-0-0	0-0-0	0-0-0		NEUTRAL	0-0-0		0-0-0		1-0-0		
<hr/>											
7-14-0	0-2-0	0-1-0		NON-CONFERENCE	0-0-0		1-0-0		6-11-0		
4-1-0	0-0-0	0-1-0		HOME	0-0-0		0-0-0		4-0-0		
2-13-0	0-2-0	0-0-		AWAY	0-0-0		1-0-0		1-11-0		
1-0-0	0-0-0	0-0-0		NEUTRAL	0-0-0		0-0-0		1-0-0		
<hr/>											
8-8-0	0-0-0	0-0-0		CONFERENCE	0-0-0		0-0-0		8-8-0		
6-5-0	0-0-0	0-0-0		HOME	0-0-0		0-0-0		6-5-0		
2-3-0	0-0-0	0-0-0		AWAY	0-0-0		0-0-0		2-3-0		
0-0-0	0-0-0	0-0-0		NEUTRAL	0-0-0		0-0-0		0-0-0		
<hr/>											
RPI S	Opponent	Score	RPI S	Opponent	Score	RPI S	Opponent	Score	RPI S	Opponent	Score
8 A	North Carolina St.	4 25	50 H	Seton Hall	5 12		140 A	St. John's (NY)	22 16		
8 A	North Carolina St.	0 18					155 A	VCU	8 11		
							159 A	Richmond	2 4		
							159 A	Richmond	6 8		
							159 A	Richmond	5 10		
							162 A	Monmouth	1 3		
							162 A	Monmouth	2 3		
							162 A	Monmouth	3 7		
							162 A	Monmouth	6 3		
							172 A	Sacred Heart	6 4		
							172 H	Sacred Heart	5 2		
							172 H	Sacred Heart	1 8		
							172 H	Sacred Heart	1 3		
							173 A	Saint Joseph's	5 14		
							173 A	Saint Joseph's	5 6		
							192 H	Central Conn. St.	1 13		
							192 H	Central Conn. St.	3 4		
							192 H	Central Conn. St.	7 6		
							192 H	Central Conn. St.	8 1		
							236 A	La Salle	7 8		
							239 A	Saint Peter's	8 12		
							239 H	Saint Peter's	7 5		
							239 H	Saint Peter's	13 0		
							239 H	Saint Peter's	1 0		
							256 N	Villanova	5 4		
							270 A	Norfolk St.	4 3		
							270 A	Norfolk St.	1 2		
<hr/>											
LAST 10 GAMES			192 H Central Conn. St. 8 1			162 A Monmouth 3 7			239 H Saint Peter's 13 0		
			192 H Central Conn. St. 1 13			162 A Monmouth 6 3			239 H Saint Peter's 1 0		
			192 H Central Conn. St. 3 4			162 A Monmouth 2 3			256 N Villanova 5 4		
			192 H Central Conn. St. 7 6			162 A Monmouth 1 3			270 A Norfolk St. 4 3		
			239 A Saint Peter's 8 12			50 H Seton Hall 5 12			270 A Norfolk St. 1 2		

Non-Div. I Games:

Wagner

RPI	S	Opponent	Score	
270	A	Norfolk St.	3	7
287	A	Fordham	1	8
289	H	Fairleigh Dickinson	12	13
289	H	Fairleigh Dickinson	8	3
289	H	Fairleigh Dickinson	10	0
289	H	Fairleigh Dickinson	5	3
291	H	Lafayette	6	0

Wagner

W
a
g
n
e
r

W
a
g
n
e
r

Average RPI Win:	190	WON-LOST RECORD	WINNING PCT. RANK	LAST 10 GAMES	STRENGTH OF SCHEDULE	OPP. STRENGTH OF SCHEDULE	TEAM RPI	ADJ RPI	CONF. RPI	ADJ CONF. RPI	
Average RPI Loss:	125										
DIV. I ONLY	13-28-0	.31707	253	1-9-0	138	194	246	.44502	246	8	8
DIV. I NON-CONF.	8-12-0	.4	202	0-3-0	255	245	264	.4311	263	9	9
<hr/>											
TOTALS	RPI 1-25	RPI 26-50		W-L RECORDS	RPI 51-100		RPI 101-150		RPI 150+		
13-28-0	0-0-0	1-8-0		OVERALL	0-1-0		4-7-0		8-12-0		
10-13-0	0-0-0	0-4-0		HOME	0-0-0		4-3-0		6-6-0		
3-13-0	0-0-0	1-3-0		AWAY	0-1-0		0-3-0		2-6-0		
0-2-0	0-0-0	0-1-0		NEUTRAL	0-0-0		0-1-0		0-0-0		
<hr/>											
8-12-0	0-0-0	1-2-0		NON-CONFERENCE	0-1-0		1-1-0		6-8-0		
6-5-0	0-0-0	0-1-0		HOME	0-0-0		1-0-0		5-4-0		
2-5-0	0-0-0	1-0-		AWAY	0-1-0		0-0-0		1-4-0		
0-2-0	0-0-0	0-1-0		NEUTRAL	0-0-0		0-1-0		0-0-0		
<hr/>											
5-16-0	0-0-0	0-6-0		CONFERENCE	0-0-0		3-6-0		2-4-0		
4-8-0	0-0-0	0-3-0		HOME	0-0-0		3-3-0		1-2-0		
1-8-0	0-0-0	0-3-0		AWAY	0-0-0		0-3-0		1-2-0		
0-0-0	0-0-0	0-0-0		NEUTRAL	0-0-0		0-0-0		0-0-0		
<hr/>											
RPI S	Opponent	Score	RPI S	Opponent	Score	RPI S	Opponent	Score	RPI S	Opponent	Score
			26 H	UNC Wilmington	2 4	69 A	Citadel	1 9	104 H	Towson	0 8
			26 H	UNC Wilmington	2 10				104 H	Towson	4 2
			26 H	UNC Wilmington	3 8				104 H	Towson	6 10
			39 N	Kansas St.	6 7				119 H	Radford	5 4
			44 A	Delaware	1 7				132 N	High Point	6 8
			44 A	Delaware	8 11				133 A	Hofstra	9 14
			44 A	Delaware	1 16				133 A	Hofstra	3 10
			49 A	Maryland	3 2				133 A	Hofstra	3 6
			49 H	Maryland	1 16				137 H	Northeastern	3 2
									137 H	Northeastern	3 2
									137 H	Northeastern	5 12
									152 A	Longwood	5 9
									155 A	VCU	2 4
									159 A	Richmond	2 11
									159 H	Richmond	5 7
									163 H	James Madison	2 5
									163 H	James Madison	4 11
									163 H	James Madison	11 2
									165 A	Georgia St.	14 13
									165 A	Georgia St.	3 12
									165 A	Georgia St.	7 8
			LAST 10 GAMES						193 A	Georgetown	4 1
			26 H	UNC Wilmington	2 10	104 H	Towson	0 8	193 H	Georgetown	9 10
			26 H	UNC Wilmington	3 8	104 H	Towson	4 2	255 A	UMBC	10 11
			26 H	UNC Wilmington	2 4	104 H	Towson	6 10	262 H	Fairfield	3 5
			255 A	UMBC	10 11	49 H	Maryland	1 16	262 H	Fairfield	7 6
			193 H	Georgetown	9 10	44 A	Delaware	1 16	262 H	Fairfield	7 4

Non-Div. I Games:

George Mason

RPI	S	Opponent	Score	
264	H	George Washington	9	11
292	H	Iona	5	4
292	H	Iona	13	1
292	H	Iona	12	3

George Mason

G
e
o
r
g
e
M
a
s
o
n

G
e
o
r
g
e
M
a
s
o
n

Average RPI Win: 247		WON-LOST RECORD		WINNING PCT. RANK		LAST 10 GAMES		STRENGTH OF SCHEDULE		OPP. STRENGTH OF SCHEDULE		TEAM RPI		ADJ RPI		CONF. RPI		ADJ CONF. RPI	
DIV. I ONLY		14-26-0		.35 242		5-5-0		178		253		247		.44426 247		20		20	
DIV. I NON-CONF.		7-15-0		.31818 237		2-2-0		164		246		230		.45463 230		19		19	
TOTALS		RPI 1-25		RPI 26-50		W-L RECORDS		RPI 51-100		RPI 101-150		RPI 150+							
14-26-0		0-3-0		0-2-0		OVERALL		0-0-0		2-10-0		12-11-0							
10-8-0		0-0-0		0-0-0		HOME		0-0-0		1-3-0		9-5-0							
4-15-0		0-3-0		0-1-0		AWAY		0-0-0		1-6-0		3-5-0							
0-3-0		0-0-0		0-1-0		NEUTRAL		0-0-0		0-1-0		0-1-0							
7-15-0		0-3-0		0-2-0		NON-CONFERENCE		0-0-0		0-6-0		7-4-0							
4-2-0		0-0-0		0-0-0		HOME		0-0-0		0-1-0		4-1-0							
3-10-0		0-3-0		0-0-		AWAY		0-0-0		0-4-0		3-2-0							
0-3-0		0-0-0		0-1-0		NEUTRAL		0-0-0		0-1-0		0-1-0							
7-11-0		0-0-0		0-0-0		CONFERENCE		0-0-0		2-4-0		5-7-0							
6-6-0		0-0-0		0-0-0		HOME		0-0-0		1-2-0		5-4-0							
1-5-0		0-0-0		0-0-0		AWAY		0-0-0		1-2-0		0-3-0							
0-0-0		0-0-0		0-0-0		NEUTRAL		0-0-0		0-0-0		0-0-0							
RPI	S	Opponent		Score		RPI	S	Opponent		Score		RPI	S	Opponent		Score			
1	A	North Carolina		2	11	26	A	UNC Wilmington		2	3	106	A	FIU		4	10		
1	A	North Carolina		1	7	31	N	San Diego		4	15	106	A	FIU		0	3		
1	A	North Carolina		8	9							106	A	FIU		0	1		
												109	H	Bryant		0	10		
												140	N	St. John's (NY)		1	7		
												141	A	Rhode Island		4	8		
												150	A	Maine		2	3		
												150	A	Maine		1	2		
												150	A	Maine		1	0		
												150	H	Maine		7	1		
												150	H	Maine		0	1		
												150	H	Maine		3	8		
												157	A	Albany (NY)		6	9		
												157	A	Albany (NY)		3	4		
												157	A	Albany (NY)		4	5		
												168	N	Gardner-Webb		0	4		
												176	H	Binghamton		4	1		
												176	H	Binghamton		7	10		
												176	H	Binghamton		1	8		
												178	H	Manhattan		5	9		
												197	A	Marist		6	12		
												220	H	Hartford		3	4		
												220	H	Hartford		5	4		
												220	H	Hartford		3	2		
												255	H	UMBC		8	0		
												255	H	UMBC		1	2		
												255	H	UMBC		5	2		
LAST 10 GAMES						LAST 10 GAMES						LAST 10 GAMES							
150	A	Maine		1	0	220	H	Hartford		5	4	220	H	Hartford		5	4		
150	A	Maine		1	2	220	H	Hartford		3	4	220	H	Hartford		3	2		
150	A	Maine		2	3	220	H	Hartford		3	2	255	H	UMBC		8	0		
298	H	NYIT		6	0	178	H	Manhattan		5	9	255	H	UMBC		1	2		
109	H	Bryant		0	10	292	A	Iona		12	3	255	H	UMBC		5	2		

Non-Div. I Games:

Stony Brook

RPI	S	Opponent	Score	
287	A	Fordham	0	3
287	A	Fordham	2	0
287	A	Fordham	3	2
287	H	Fordham	3	2
289	H	Fairleigh Dickinson	6	5
292	A	Iona	12	3
292	H	Iona	5	1
298	H	NYIT	6	0

Stony Brook

S
t
o
n
y
B
r
o
o
k

S
t
o
n
y
B
r
o
o
k

Average RPI Win: 135		WON-LOST	WINNING	LAST 10	STRENGTH OF		OPP. STRENGTH	TEAM	ADJ	CONF.	ADJ CONF.
Average RPI Loss: 164		RECORD	PCT. RANK	GAMES	SCHEDULE		OF SCHEDULE	RPI	RPI	RPI	RPI
DIV. I ONLY		7-25-0	.21875	285	1-7-0		117	257	248	.44331	248
DIV. I NON-CONF.		6-18-0	.25	263	0-0-0		26	229	149	.50018	149
TOTALS		RPI 1-25	RPI 26-50		W-L RECORDS		RPI 51-100		RPI 101-150		RPI 150+
7-25-0	0-0-0	0-0-0		OVERALL		2-7-0		4-4-0		1-14-0	
1-7-0	0-0-0	0-0-0		HOME		0-0-0		0-0-0		1-7-0	
6-16-0	0-0-0	0-0-0		AWAY		2-7-0		4-4-0		0-5-0	
0-2-0	0-0-0	0-0-0		NEUTRAL		0-0-0		0-0-0		0-2-0	
6-18-0	0-0-0	0-0-0		NON-CONFERENCE		2-7-0		4-4-0		0-7-0	
0-0-0	0-0-0	0-0-0		HOME		0-0-0		0-0-0		0-0-0	
6-16-0	0-0-0	0-0-		AWAY		2-7-0		4-4-0		0-5-0	
0-2-0	0-0-0	0-0-0		NEUTRAL		0-0-0		0-0-0		0-2-0	
1-7-0	0-0-0	0-0-0		CONFERENCE		0-0-0		0-0-0		1-7-0	
1-7-0	0-0-0	0-0-0		HOME		0-0-0		0-0-0		1-7-0	
0-0-0	0-0-0	0-0-0		AWAY		0-0-0		0-0-0		0-0-0	
0-0-0	0-0-0	0-0-0		NEUTRAL		0-0-0		0-0-0		0-0-0	
RPI S	Opponent	Score	RPI S	Opponent	Score	RPI S	Opponent	Score	RPI S	Opponent	Score
						60 A	Arkansas	7 5	123 A	Saint Louis	7 6
						60 A	Arkansas	1 9	123 A	Saint Louis	8 14
						60 A	Arkansas	2 7	124 A	Arkansas St.	6 14
						84 A	Missouri St.	4 10	124 A	Arkansas St.	2 1
						84 A	Missouri St.	2 3	124 A	Arkansas St.	3 6
						84 A	Missouri St.	6 3	134 A	Michigan	5 3
						89 A	Minnesota	3 5	134 A	Michigan	1 6
						89 A	Minnesota	0 3	134 A	Michigan	2 1
						89 A	Minnesota	1 5	153 A	Iowa	6 10
									153 N	Iowa	3 7
									170 A	UALR	3 11
									180 N	Wichita St.	3 11
									224 A	Ill.-Chicago	5 6
									224 A	Ill.-Chicago	0 2
									224 A	Ill.-Chicago	2 3
									233 H	Neb. Omaha	6 11
									233 H	Neb. Omaha	2 9
									233 H	Neb. Omaha	3 5
									233 H	Neb. Omaha	3 5
									252 H	Oakland	2 4
									252 H	Oakland	1 5
									284 H	IPFW	2 3
									284 H	IPFW	2 1
LAST 10 GAMES											
						233 H	Neb. Omaha	3 5	284 H	IPFW	2 3
						233 H	Neb. Omaha	3 5	252 H	Oakland	1 5
						233 H	Neb. Omaha	2 9	252 H	Oakland	2 4
						233 H	Neb. Omaha	6 11	153 A	Iowa	6 10
						284 H	IPFW	2 1	224 A	Ill.-Chicago	5 6

Non-Div. I Games: MacMurray 11 0 Blackburn 20 2

Western Ill.

Average RPI Win: 199		WON-LOST	WINNING	LAST 10	STRENGTH OF		OPP. STRENGTH	TEAM	ADJ		CONF.	ADJ CONF.
Average RPI Loss: 151		RECORD	PCT. RANK	GAMES	SCHEDULE		OF SCHEDULE	RPI	RPI		RPI	RPI
DIV. I ONLY		12-28-0	.3	264	3-7-0		188	247	249		23	23
DIV. I NON-CONF.		5-20-0	.2	274	1-3-0		135	218	251		21	21
TOTALS		RPI 1-25	RPI 26-50		W-L RECORDS		RPI 51-100		RPI 101-150		RPI 150+	
12-28-0		0-0-0	0-1-0		OVERALL		0-6-0		3-7-0		9-14-0	
4-7-0		0-0-0	0-0-0		HOME		0-1-0		2-1-0		2-5-0	
6-17-0		0-0-0	0-1-0		AWAY		0-5-0		0-5-0		6-6-0	
2-4-0		0-0-0	0-0-0		NEUTRAL		0-0-0		1-1-0		1-3-0	
5-20-0		0-0-0	0-1-0		NON-CONFERENCE		0-6-0		1-6-0		4-7-0	
0-2-0		0-0-0	0-0-0		HOME		0-1-0		0-0-0		0-1-0	
3-14-0		0-0-0	0-0-		AWAY		0-5-0		0-5-0		3-3-0	
2-4-0		0-0-0	0-0-0		NEUTRAL		0-0-0		1-1-0		1-3-0	
7-8-0		0-0-0	0-0-0		CONFERENCE		0-0-0		2-1-0		5-7-0	
4-5-0		0-0-0	0-0-0		HOME		0-0-0		2-1-0		2-4-0	
3-3-0		0-0-0	0-0-0		AWAY		0-0-0		0-0-0		3-3-0	
0-0-0		0-0-0	0-0-0		NEUTRAL		0-0-0		0-0-0		0-0-0	
RPI S	Opponent	Score	RPI S	Opponent	Score	RPI S	Opponent	Score	RPI S	Opponent	Score	
			38 A	Ohio St.	0 3	55 A	Wake Forest	5 6	105 A	West Virginia	1 5	
						55 A	Wake Forest	2 8	105 N	West Virginia	10 7	
						59 A	Pittsburgh	1 16	105 N	West Virginia	3 7	
						59 A	Pittsburgh	9 11	125 H	Milwaukee	6 2	
						59 A	Pittsburgh	2 9	125 H	Milwaukee	4 14	
						59 H	Pittsburgh	7 24	125 H	Milwaukee	10 1	
									144 A	Charlotte	1 3	
									144 A	Charlotte	4 10	
									144 A	Charlotte	2 5	
									144 A	Charlotte	3 9	
									171 A	Samford	3 17	
									171 A	Samford	0 13	
									171 A	Samford	3 5	
									171 A	Samford	6 4	
									178 N	Manhattan	1 6	
									178 N	Manhattan	5 7	
									199 A	Toledo	13 4	
									222 H	Valparaiso	3 6	
									222 H	Valparaiso	2 9	
									222 H	Valparaiso	4 3	
									224 A	Ill.-Chicago	1 4	
									224 A	Ill.-Chicago	8 7	
									224 A	Ill.-Chicago	1 8	
									224 H	Ill.-Chicago	4 5	
									224 H	Ill.-Chicago	12 7	
									224 H	Ill.-Chicago	11 15	
									105 A	West Virginia	1 5	
									59 H	Pittsburgh	7 24	
									226 A	Wright St.	10 1	
LAST 10 GAMES												
			224 H	Ill.-Chicago	4 5		222 H	Valparaiso	4 3			
			224 H	Ill.-Chicago	12 7		222 H	Valparaiso	3 6			
			224 H	Ill.-Chicago	11 15		222 H	Valparaiso	2 9			
			199 A	Toledo	13 4		105 A	West Virginia	1 5			
			59 A	Pittsburgh	9 11		59 H	Pittsburgh	7 24			

Non-Div. I Games:

Youngstown St.

RPI	S	Opponent	Score	
226	A	Wright St.	3	5
226	A	Wright St.	7	4
244	H	Akron	4	5
253	N	Morehead St.	10	7
253	N	Morehead St.	1	3
290	A	Ohio	20	15

Youngstown St.

Y
o
u
n
g
s
t
o
w
n
s
t
.

Y
o
u
n
g
s
t
o
w
n
s
t
.

Average RPI Win: 176		WON-LOST	WINNING	LAST 10	STRENGTH OF		OPP. STRENGTH	TEAM	ADJ	CONF.	ADJ CONF.
Average RPI Loss: 108		RECORD	PCT. RANK	GAMES	SCHEDULE		OF SCHEDULE	RPI	RPI	RPI	RPI
DIV. I ONLY		13-24-0	.35135	239	6-4-0		209	65	250	.4425	250
DIV. I NON-CONF.		5-14-0	.26316	261	0-1-0		208	11	263	.4313	262
TOTALS		RPI 1-25	RPI 26-50		W-L RECORDS		RPI 51-100		RPI 101-150		RPI 150+
13-24-0		0-0-0	0-0-0		OVERALL		5-19-0		1-0-0		7-5-0
11-9-0		0-0-0	0-0-0		HOME		5-8-0		0-0-0		6-1-0
2-15-0		0-0-0	0-0-0		AWAY		0-11-0		1-0-0		1-4-0
0-0-0		0-0-0	0-0-0		NEUTRAL		0-0-0		0-0-0		0-0-0
5-14-0		0-0-0	0-0-0		NON-CONFERENCE		3-12-0		1-0-0		1-2-0
4-5-0		0-0-0	0-0-0		HOME		3-4-0		0-0-0		1-1-0
1-9-0		0-0-0	0-0-		AWAY		0-8-0		1-0-0		0-1-0
0-0-0		0-0-0	0-0-0		NEUTRAL		0-0-0		0-0-0		0-0-0
8-10-0		0-0-0	0-0-0		CONFERENCE		2-7-0		0-0-0		6-3-0
7-4-0		0-0-0	0-0-0		HOME		2-4-0		0-0-0		5-0-0
1-6-0		0-0-0	0-0-0		AWAY		0-3-0		0-0-0		1-3-0
0-0-0		0-0-0	0-0-0		NEUTRAL		0-0-0		0-0-0		0-0-0
RPI S	Opponent	Score	RPI S	Opponent	Score	RPI S	Opponent	Score	RPI S	Opponent	Score
						58 A	CSU Bakersfield	3 5	117 A	Sacramento St.	3 2
						58 H	CSU Bakersfield	5 8	175 A	Nevada	6 7
						67 H	UNLV	5 3	175 A	Nevada	4 0
						67 H	UNLV	8 9	175 A	Nevada	3 5
						67 H	UNLV	8 9	190 A	Pacific	4 11
						72 A	New Mexico	3 14	190 H	Pacific	4 3
						72 A	New Mexico	3 4	266 H	San Jose St.	3 10
						72 A	New Mexico	4 11	275 A	Air Force	7 14
						74 H	San Diego St.	6 11	275 H	Air Force	9 4
						74 H	San Diego St.	1 0	275 H	Air Force	5 3
						74 H	San Diego St.	2 4	275 H	Air Force	7 0
						82 A	Stanford	1 3	275 H	Air Force	8 6
						82 A	Stanford	4 7	275 H	Air Force	8 5
						82 A	Stanford	4 7			
						87 A	California	4 8			
						87 A	California	3 4			
						87 A	California	4 5			
						87 A	California	1 8			
						97 H	UC Santa Barbara	3 11			
						97 H	UC Santa Barbara	1 8			
LAST 10 GAMES											
						275 H	Air Force	5 3			
						275 H	Air Force	7 0			
						275 H	Air Force	8 6			
						275 H	Air Force	9 4			
						275 H	Air Force	8 5			

Non-Div. I Games:

Fresno St.

RPI	S	Opponent	Score	
97	H	UC Santa Barbara	8	1
98	H	Southern California	5	1
98	H	Southern California	1	9
98	H	Southern California	14	3
58	H	CSU Bakersfield	5	8
72	A	New Mexico	3	4
72	A	New Mexico	3	14
72	A	New Mexico	4	11
67	H	UNLV	5	3

F
r
e
s
n
o
s
t
.

F
r
e
s
n
o
s
t
.

Average RPI Win: Average RPI Loss:	208 171	WON-LOST RECORD	WINNING PCT. RANK	LAST 10 GAMES	STRENGTH OF SCHEDULE	OPP. STRENGTH OF SCHEDULE	TEAM RPI	ADJ RPI	CONF. RPI	ADJ CONF. RPI		
DIV. I ONLY		11-20-0	.35484	237	4-6-0	237	263	251	.44217	251	22	22
DIV. I NON-CONF.		7-9-0	.4375	184	3-1-0	279	284	256	.43822	255	25	25
<hr/>												
TOTALS	RPI 1-25	RPI 26-50			W-L RECORDS		RPI 51-100		RPI 101-150		RPI 150+	
11-20-0	0-0-0	0-0-0			OVERALL		0-3-0		2-6-0		11-11-0	
2-1-0	0-0-0	0-0-0			HOME		0-0-0		0-0-0		4-1-0	
4-11-0	0-0-0	0-0-0			AWAY		0-3-0		0-3-0		4-5-0	
5-8-0	0-0-0	0-0-0			NEUTRAL		0-0-0		2-3-0		3-5-0	
7-9-0	0-0-0	0-0-0			NON-CONFERENCE		0-0-0		2-3-0		7-6-0	
2-0-0	0-0-0	0-0-0			HOME		0-0-0		0-0-0		2-0-0	
2-1-0	0-0-0	0-0-			AWAY		0-0-0		0-0-0		2-1-0	
5-8-0	0-0-0	0-0-0			NEUTRAL		0-0-0		2-3-0		3-5-0	
4-11-0	0-0-0	0-0-0			CONFERENCE		0-3-0		0-3-0		4-5-0	
2-1-0	0-0-0	0-0-0			HOME		0-0-0		0-0-0		2-1-0	
2-10-0	0-0-0	0-0-0			AWAY		0-3-0		0-3-0		2-4-0	
0-0-0	0-0-0	0-0-0			NEUTRAL		0-0-0		0-0-0		0-0-0	
RPI	S	Opponent	Score	RPI	S	Opponent	Score	RPI	S	Opponent	Score	
						90 A Xavier	3 12	118 N Rider		1 4		
						90 A Xavier	0 15	118 N Rider		3 4		
						90 A Xavier	2 11	118 N Rider		6 5		
								118 N Rider		2 1		
								123 A Saint Louis		4 10		
								123 A Saint Louis		1 3		
								123 A Saint Louis		0 4		
								137 N Northeastern		5 6		
								151 H Butler		8 3		
								151 H Butler		3 1		
								151 H Butler		6 9		
								158 N South Dakota St.		5 10		
								158 N South Dakota St.		7 12		
								173 A Saint Joseph's		6 5		
								173 A Saint Joseph's		3 7		
								173 A Saint Joseph's		4 8		
								176 A Binghamton		4 2		
								212 H Bucknell		10 1		
								212 H Bucknell		3 2		
								222 N Valparaiso		4 5		
								235 A Niagara		4 0		
								235 A Niagara		3 6		
								275 N Air Force		3 4		
						212 H Bucknell	10 1	280 A Massachusetts		5 6		
						212 H Bucknell	3 2	280 A Massachusetts		3 9		
						123 A Saint Louis	0 4	280 A Massachusetts		4 3		
						123 A Saint Louis	4 10	235 A Niagara		3 6		
						123 A Saint Louis	1 3					

Non-Div. I Games:

St. Bonaventure

RPI	S	Opponent	Score	
294	N	Mt. St. Mary's	6	5
294	N	Mt. St. Mary's	9	7
296	N	Chicago St.	16	3

St. Bonaventure

S
t
.
B
o
n
a
v
e
n
t
u
r
e

S
t
.
B
o
n
a
v
e
n
t
u
r
e

Oakland

Oakland

[illegible]

Non-Div. I Games:

St. Catharine

15 3

Campbellsville

1

4

Morehead St.

RPI	S	Opponent	Score	
272	N	Murray St.	2	1
274	A	Northern Ky.	2	8
283	A	UT Martin	7	3
283	A	UT Martin	11	6
283	A	UT Martin	3	1
284	N	IPFW	11	6
293	A	Alabama A&M	11	0

Morehead St.

M
o
r
e
h
e
a
d
s
t
.

M
o
r
e
h
e
a
d
s
t
.

[illegible]

Non-Div. I Games:

Alabama St.

RPI	S	Opponent	Score	
293	A	Alabama A&M	16	6
293	H	Alabama A&M	10	4
293	H	Alabama A&M	12	2
293	H	Alabama A&M	9	6
296	H	Chicago St.	14	0
296	H	Chicago St.	14	2
296	H	Chicago St.	11	2
297	H	Mississippi Val.	11	1
297	H	Mississippi Val.	10	3
297	H	Mississippi Val.	8	1

Alabama St.

A
l
a
b
a
m
a
s
t
.

A
l
a
b
a
m
a
s
t
.

Average RPI Win: 237		WON-LOST RECORD		WINNING PCT. RANK		LAST 10 GAMES		STRENGTH OF SCHEDULE		OPP. STRENGTH OF SCHEDULE		TEAM RPI		ADJ RPI		CONF. RPI		ADJ CONF. RPI	
DIV. I ONLY		10-20-0		.33333 245		3-7-0		201		268		256		.43843 255		20		20	
DIV. I NON-CONF.		5-7-0		.41667 196		2-1-0		193		247		205		.47361 205		19		19	
TOTALS		RPI 1-25		RPI 26-50		W-L RECORDS		RPI 51-100		RPI 101-150		RPI 150+							
10-20-0		0-2-0		0-2-0		OVERALL		0-0-0		0-5-0		11-11-0							
5-7-0		0-0-0		0-1-0		HOME		0-0-0		0-3-0		6-3-0							
5-10-0		0-0-0		0-1-0		AWAY		0-0-0		0-1-0		5-8-0							
0-3-0		0-2-0		0-0-0		NEUTRAL		0-0-0		0-1-0		0-0-0							
5-7-0		0-2-0		0-2-0		NON-CONFERENCE		0-0-0		0-2-0		6-1-0							
3-1-0		0-0-0		0-1-0		HOME		0-0-0		0-0-0		3-0-0							
3-3-0		0-0-0		0-0-		AWAY		0-0-0		0-1-0		3-1-0							
0-3-0		0-2-0		0-0-0		NEUTRAL		0-0-0		0-1-0		0-0-0							
5-13-0		0-0-0		0-0-0		CONFERENCE		0-0-0		0-3-0		5-10-0							
3-6-0		0-0-0		0-0-0		HOME		0-0-0		0-3-0		3-3-0							
2-7-0		0-0-0		0-0-0		AWAY		0-0-0		0-0-0		2-7-0							
0-0-0		0-0-0		0-0-0		NEUTRAL		0-0-0		0-0-0		0-0-0							
RPI S	Opponent		Score		RPI S	Opponent		Score		RPI S	Opponent		Score		RPI S	Opponent		Score	
8 N	North Carolina St.		3	5	44 A	Delaware		4	12			104 A	Towson		0	2			
14 N	Indiana		1	7	44 H	Delaware		3	6			105 N	West Virginia		0	4			
												150 H	Maine		0	19			
												150 H	Maine		7	8			
												150 H	Maine		7	10			
												157 H	Albany (NY)		4	3			
												157 H	Albany (NY)		2	5			
												157 H	Albany (NY)		1	13			
												176 A	Binghamton		0	9			
												176 A	Binghamton		1	0			
												176 A	Binghamton		0	1			
												176 H	Binghamton		7	4			
												176 H	Binghamton		11	17			
												176 H	Binghamton		2	0			
												193 A	Georgetown		4	7			
												220 A	Hartford		1	6			
												220 A	Hartford		2	3			
												220 A	Hartford		3	8			
												246 H	George Mason		11	10			
												247 A	Stony Brook		0	8			
												247 A	Stony Brook		2	1			
												247 A	Stony Brook		2	5			
												264 A	George Washington		4	1			
												286 H	Coppin St.		2	1			
												294 A	Mt. St. Mary's		3	1			
												294 H	Mt. St. Mary's		5	3			
												295 A	UMES		3	1			
				LAST 10 GAMES															
				286 H	Coppin St.		2	1	150 H	Maine		7	10	264 A	George Washington		4	1	
				176 A	Binghamton		1	0	150 H	Maine		0	19	286 H	Coppin St.		2	1	
				176 A	Binghamton		0	9	150 H	Maine		7	8	294 A	Mt. St. Mary's		3	1	
				176 A	Binghamton		0	1	44 H	Delaware		3	6	294 H	Mt. St. Mary's		5	3	
				246 H	George Mason		11	10	220 A	Hartford		1	6	295 A	UMES		3	1	

Non-Div. I Games:

UMBC

Average RPI Win: 227		WON-LOST RECORD		WINNING PCT. RANK		LAST 10 GAMES		STRENGTH OF SCHEDULE		OPP. STRENGTH OF SCHEDULE		TEAM RPI		ADJ RPI		CONF. RPI		ADJ CONF. RPI	
DIV. I ONLY		10-27-0		.27027 271		2-8-0		124		245		255		.43639 256		9		9	
DIV. I NON-CONF.		8-17-0		.32 235		0-3-0		107		287		242		.44405 243		11		11	
TOTALS		RPI 1-25		RPI 26-50		W-L RECORDS		RPI 51-100		RPI 101-150		RPI 150+							
10-27-0		0-4-0		1-3-0		OVERALL		0-3-0		0-4-0		9-14-0							
5-12-0		0-0-0		0-0-0		HOME		0-3-0		0-3-0		5-6-0							
4-10-0		0-4-0		1-2-0		AWAY		0-0-0		0-0-0		3-5-0							
1-5-0		0-0-0		0-1-0		NEUTRAL		0-0-0		0-1-0		1-3-0							
8-17-0		0-4-0		0-1-0		NON-CONFERENCE		0-0-0		0-1-0		8-12-0							
5-6-0		0-0-0		0-0-0		HOME		0-0-0		0-0-0		5-6-0							
2-7-0		0-4-0		0-0-		AWAY		0-0-0		0-0-0		2-3-0							
1-5-0		0-0-0		0-1-0		NEUTRAL		0-0-0		0-1-0		1-3-0							
2-10-0		0-0-0		1-2-0		CONFERENCE		0-3-0		0-3-0		1-2-0							
0-6-0		0-0-0		0-0-0		HOME		0-3-0		0-3-0		0-0-0							
2-4-0		0-0-0		1-2-0		AWAY		0-0-0		0-0-0		1-2-0							
0-0-0		0-0-0		0-0-0		NEUTRAL		0-0-0		0-0-0		0-0-0							
RPI	S	Opponent		Score		RPI	S	Opponent		Score		RPI	S	Opponent		Score			
7	A	Florida St.		5	23	28	A	Notre Dame		3	4	56	H	Rutgers		0	6		
7	A	Florida St.		1	2	28	A	Notre Dame		8	11	56	H	Rutgers		4	9		
7	A	Florida St.		0	7	28	A	Notre Dame		10	6	56	H	Rutgers		0	2		
8	A	North Carolina St.		3	14	44	N	Delaware		3	8								
														103		H	Connecticut	4	9
														103		H	Connecticut	3	4
														103		H	Connecticut	1	4
														137		N	Northeastern	2	7
														162		N	Monmouth	6	7
														169		H	Cornell	2	3
														169		H	Cornell	1	3
														169		H	Cornell	0	4
														173		A	Saint Joseph's	10	15
														192		H	Central Conn. St.	4	6
														197		H	Marist	0	1
														197		H	Marist	4	3
														208		A	Penn	5	12
														208		A	Penn	5	4
														222		N	Valparaiso	6	7
														232		A	Temple	4	8
														236		A	La Salle	5	3
														236		H	La Salle	3	1
														236		N	La Salle	6	3
														243		N	Wagner	4	5
														245		A	Cincinnati	1	5
														245		A	Cincinnati	0	4
														245		A	Cincinnati	12	4
														259		H	LIU Brooklyn	3	5
														292		H	Iona	3	1
														292		H	Iona	5	2
														296		H	Chicago St.	8	2
LAST 10 GAMES																			
232	A	Temple		4	8	103	H	Connecticut		4	9	245	A	Cincinnati		12	4		
245	A	Cincinnati		12	4	103	H	Connecticut		1	4	259	H	LIU Brooklyn		3	5		
245	A	Cincinnati		0	4	103	H	Connecticut		3	4	292	H	Iona		3	1		
245	A	Cincinnati		1	5	259	H	LIU Brooklyn		3	5	292	H	Iona		5	2		
44	N	Delaware		3	8	28	A	Notre Dame		10	6	296	H	Chicago St.		8	2		

Non-Div. I Games: USciences 0 1

Villanova

Seattle

Seattle

RPI	S	Opponent	Score	
277	A	Santa Clara	11	16
279	A	Louisiana Tech	12	8
279	A	Louisiana Tech	2	5
279	A	Louisiana Tech	7	4

Seattle

S
e
a
t
t
l
e

S
e
a
t
t
l
e

Average RPI Win: 198		WON-LOST RECORD	WINNING PCT. RANK		LAST 10 GAMES	STRENGTH OF SCHEDULE	OPP. STRENGTH OF SCHEDULE	TEAM RPI	ADJ RPI		CONF. RPI	ADJ CONF. RPI
Average RPI Loss: 149												
DIV. I ONLY		13-27-0	.325	248	2-7-0	162	248	258	.43459	258	28	28
DIV. I NON-CONF.		6-17-0	.26087	262	2-4-0	102	276	267	.43063	266	28	28
<hr/>												
TOTALS		RPI 1-25		RPI 26-50		W-L RECORDS		RPI 51-100		RPI 101-150		RPI 150+
13-27-0		0-0-0		0-2-0		OVERALL		0-5-0		4-6-0		9-15-0
8-17-0		0-0-0		0-1-0		HOME		0-3-0		4-3-0		4-10-0
5-6-0		0-0-0		0-1-0		AWAY		0-2-0		0-0-0		5-4-0
0-4-0		0-0-0		0-0-0		NEUTRAL		0-0-0		0-3-0		0-1-0
<hr/>												
6-17-0		0-0-0		0-2-0		NON-CONFERENCE		0-5-0		2-2-0		4-9-0
4-13-0		0-0-0		0-1-0		HOME		0-3-0		2-2-0		2-7-0
2-4-0		0-0-0		0-0-		AWAY		0-2-0		0-0-0		2-1-0
0-1-0		0-0-0		0-0-0		NEUTRAL		0-0-0		0-0-0		0-1-0
<hr/>												
7-10-0		0-0-0		0-0-0		CONFERENCE		0-0-0		2-4-0		5-6-0
4-4-0		0-0-0		0-0-0		HOME		0-0-0		2-1-0		2-3-0
3-3-0		0-0-0		0-0-0		AWAY		0-0-0		0-0-0		3-3-0
0-3-0		0-0-0		0-0-0		NEUTRAL		0-0-0		0-3-0		0-0-0
<hr/>												
RPI	S	Opponent	Score	RPI	S	Opponent	Score	RPI	S	Opponent	Score	
				46	A	Campbell	2 10	61	A	Duke	2 12	107 H Bethune-Cookman 9 6
				46	H	Campbell	2 10	61	H	Duke	1 15	107 H Bethune-Cookman 15 6
								70	H	Elon	5 7	107 H Bethune-Cookman 2 15
								92	A	Appalachian St.	3 7	107 N Bethune-Cookman 3 4
								92	H	Appalachian St.	2 10	107 N Bethune-Cookman 5 7
												107 N Bethune-Cookman 2 4
												119 H Radford 3 13
												147 H Buffalo 6 3
												147 H Buffalo 6 10
												147 H Buffalo 6 5
												168 A Gardner-Webb 6 5
												168 A Gardner-Webb 3 4
												168 A Gardner-Webb 5 1
												168 H Gardner-Webb 5 16
												176 H Binghamton 0 13
												176 H Binghamton 4 9
												176 H Binghamton 4 10
												176 H Binghamton 6 9
												189 H Savannah St. 1 4
												189 H Savannah St. 5 12
												206 H Marshall 0 3
												206 H Marshall 10 7
												206 H Marshall 3 16
												225 N UNC Greensboro 4 10
												227 A N.C. Central 0 10
												227 A N.C. Central 8 3
												227 A N.C. Central 7 8
<hr/>												
LAST 10 GAMES												
				92	A	Appalachian St.	3 7	168	A	Gardner-Webb	3 4	206 H Marshall 3 16
				107	N	Bethune-Cookman	5 7	168	A	Gardner-Webb	5 1	225 N UNC Greensboro 4 10
				107	N	Bethune-Cookman	3 4	168	A	Gardner-Webb	6 5	227 A N.C. Central 0 10
				107	N	Bethune-Cookman	2 4	46	A	Campbell	2 10	227 A N.C. Central 8 3
				61	A	Duke	2 12	227	H	N.C. Central	2 4	227 A N.C. Central 7 8

Non-Div. I Games:

N.C. A&T

RPI	S	Opponent	Score	
227	H	N.C. Central	2	4
227	H	N.C. Central	11	8
227	H	N.C. Central	7	3
276	H	Lehigh	17	8
281	A	Florida A&M	12	7
281	A	Florida A&M	12	3
281	A	Florida A&M	2	3

N.C. A&T

N
.
C
.
A
&
T

N
.
C
.
A
&
T

Average RPI Win:	262	WON-LOST RECORD	WINNING PCT. RANK	LAST 10 GAMES	STRENGTH OF SCHEDULE	OPP. STRENGTH OF SCHEDULE	TEAM RPI	ADJ RPI	CONF. RPI	ADJ CONF. RPI									
DIV. I ONLY		14-22-0	.38889	220	8-2-0	263	259	259	.43397	259	26	26							
DIV. I NON-CONF.		4-16-0	.2	274	1-1-0	189	244	279	.4198	279	27	27							
<hr/>																			
TOTALS	RPI 1-25	RPI 26-50			W-L RECORDS		RPI 51-100		RPI 101-150		RPI 150+								
14-22-0	0-0-0	0-0-0			OVERALL		0-3-0		0-7-0		14-12-0								
7-4-0	0-0-0	0-0-0			HOME		0-0-0		0-1-0		7-3-0								
6-12-0	0-0-0	0-0-0			AWAY		0-3-0		0-4-0		6-5-0								
1-6-0	0-0-0	0-0-0			NEUTRAL		0-0-0		0-2-0		1-4-0								
<hr/>																			
4-16-0	0-0-0	0-0-0			NON-CONFERENCE		0-3-0		0-7-0		4-6-0								
1-2-0	0-0-0	0-0-0			HOME		0-0-0		0-1-0		1-1-0								
2-8-0	0-0-0	0-0-			AWAY		0-3-0		0-4-0		2-1-0								
1-6-0	0-0-0	0-0-0			NEUTRAL		0-0-0		0-2-0		1-4-0								
<hr/>																			
10-6-0	0-0-0	0-0-0			CONFERENCE		0-0-0		0-0-0		10-6-0								
6-2-0	0-0-0	0-0-0			HOME		0-0-0		0-0-0		6-2-0								
4-4-0	0-0-0	0-0-0			AWAY		0-0-0		0-0-0		4-4-0								
0-0-0	0-0-0	0-0-0			NEUTRAL		0-0-0		0-0-0		0-0-0								
<hr/>																			
RPI	S	Opponent	Score	RPI	S	Opponent	Score	RPI	S	Opponent	Score	RPI	S	Opponent	Score				
								58	A	CSU Bakersfield	3	5	102	N	Illinois St.	3	6		
								58	A	CSU Bakersfield	3	10	118	A	Rider	4	9		
								58	A	CSU Bakersfield	3	7	129	N	Dartmouth	4	11		
								132	A	High Point	3	14	132	A	High Point	5	6		
								132	A	High Point	1	19	140	H	St. John's (NY)	6	9		
								161	N	Miami (OH)	1	8	166	N	Northwestern	3	12		
								172	A	Sacred Heart	9	8	172	A	Sacred Heart	7	9		
								172	A	Sacred Heart	0	5	172	A	Sacred Heart	1	2		
								192	H	Central Conn. St.	5	6	192	H	Central Conn. St.	6	2		
								192	H	Central Conn. St.	2	3	192	H	Central Conn. St.	9	1		
								212	N	Bucknell	4	13	239	A	Saint Peter's	8	18		
								256	A	Villanova	5	3	260	N	Navy	0	12		
								267	N	Yale	4	3	276	A	Lehigh	5	3		
								276	H	Lehigh	1	4	276	H	Lehigh	10	9		
								289	A	Fairleigh Dickinson	11	9	289	A	Fairleigh Dickinson	11	9		
								289	A	Fairleigh Dickinson	3	4	289	A	Fairleigh Dickinson	3	4		
								289	A	Fairleigh Dickinson	9	3	289	A	Fairleigh Dickinson	4	2		
								289	A	Fairleigh Dickinson	4	2	256	A	Villanova	5	3		
								256	A	Villanova	4	9	256	A	Villanova	5	3		
								LAST 10 GAMES				LAST 10 GAMES				LAST 10 GAMES			
294	H	Mt. St. Mary's	7	6	289	A	Fairleigh Dickinson	11	9	276	A	Lehigh	5	3	289	A	Fairleigh Dickinson	11	9
294	H	Mt. St. Mary's	8	3	289	A	Fairleigh Dickinson	3	4	276	H	Lehigh	1	4	289	A	Fairleigh Dickinson	3	4
294	H	Mt. St. Mary's	2	1	289	A	Fairleigh Dickinson	9	3	276	H	Lehigh	10	9	289	A	Fairleigh Dickinson	4	2
294	H	Mt. St. Mary's	10	3	289	A	Fairleigh Dickinson	4	2	289	A	Fairleigh Dickinson	11	9	289	A	Fairleigh Dickinson	3	4
118	A	Rider	4	9	256	A	Villanova	5	3	289	A	Fairleigh Dickinson	3	4	289	A	Fairleigh Dickinson	3	4

Non-Div. I Games:

LIU Brooklyn

RPI	S	Opponent	Score	
289	A	Fairleigh Dickinson	4	2
289	A	Fairleigh Dickinson	9	3
294	H	Mt. St. Mary's	10	3
294	H	Mt. St. Mary's	2	1
294	H	Mt. St. Mary's	7	6
294	H	Mt. St. Mary's	8	3

LIU Brooklyn

L
I
U
B
r
o
o
k
l
y
n

L
I
U
B
r
o
o
k
l
y
n

RPI	S	Opponent	Score	
270	A	Norfolk St.	13	1
270	A	Norfolk St.	4	3
270	A	Norfolk St.	6	7
275	N	Air Force	3	13
275	N	Air Force	3	2
275	N	Air Force	7	8
275	N	Air Force	3	1
286	A	Coppin St.	6	7
286	H	Coppin St.	8	10
291	H	Lafayette	1	0
291	H	Lafayette	6	7
291	H	Lafayette	4	3
291	H	Lafayette	7	2
295	A	UMES	13	2
295	H	UMES	9	4

Navy

Average RPI Win:	190	WON-LOST RECORD	WINNING PCT. RANK	LAST 10 GAMES	STRENGTH OF SCHEDULE	OPP. STRENGTH OF SCHEDULE	TEAM RPI	ADJ RPI	CONF. RPI	ADJ CONF. RPI	
Average RPI Loss:	111										
DIV. I ONLY	14-25-0	.35897	231	4-6-0	210	188	261	.43328	261	12	12
DIV. I NON-CONF.	9-18-0	.33333	227	1-3-0	252	236	283	.41019	282	8	8
<hr/>											
TOTALS	RPI 1-25	RPI 26-50		W-L RECORDS	RPI 51-100		RPI 101-150		RPI 150+		
14-25-0	0-0-0	1-2-0		OVERALL	2-10-0		1-9-0		10-5-0		
12-12-0	0-0-0	1-2-0		HOME	0-1-0		1-5-0		10-4-0		
2-13-0	0-0-0	0-0-0		AWAY	2-9-0		0-4-0		0-1-0		
0-0-0	0-0-0	0-0-0		NEUTRAL	0-0-0		0-0-0		0-0-0		
<hr/>											
9-18-0	0-0-0	0-0-0		NON-CONFERENCE	1-5-0		1-9-0		7-5-0		
8-10-0	0-0-0	0-0-0		HOME	0-1-0		1-5-0		7-4-0		
1-9-0	0-0-0	0-0-		AWAY	1-4-0		0-4-0		0-1-0		
0-0-0	0-0-0	0-0-0		NEUTRAL	0-0-0		0-0-0		0-0-0		
<hr/>											
5-7-0	0-0-0	1-2-0		CONFERENCE	1-5-0		0-0-0		3-0-0		
4-2-0	0-0-0	1-2-0		HOME	0-0-0		0-0-0		3-0-0		
1-5-0	0-0-0	0-0-0		AWAY	1-5-0		0-0-0		0-0-0		
0-0-0	0-0-0	0-0-0		NEUTRAL	0-0-0		0-0-0		0-0-0		
<hr/>											
RPI S	Opponent	Score	RPI S	Opponent	Score	RPI S	Opponent	Score	RPI S	Opponent	Score
			42 H	Loyola Marymount	2 4	52 A	Gonzaga	6 10	117 A	Sacramento St.	0 3
			42 H	Loyola Marymount	2 0	52 A	Gonzaga	7 8	117 H	Sacramento St.	0 10
			42 H	Loyola Marymount	1 6	52 A	Gonzaga	2 4	117 H	Sacramento St.	7 9
						82 H	Stanford	2 7	121 H	Utah	1 3
						91 A	San Francisco	4 5	121 H	Utah	1 3
						91 A	San Francisco	6 0	121 H	Utah	4 14
						91 A	San Francisco	3 4	121 H	Utah	2 1
						94 A	Cal St. Northridge	3 8	122 A	UC Riverside	1 4
						94 A	Cal St. Northridge	3 8	122 A	UC Riverside	6 12
						94 A	Cal St. Northridge	8 6	122 A	UC Riverside	5 19
						94 A	Cal St. Northridge	0 5	175 H	Nevada	6 10
						97 A	UC Santa Barbara	1 10	181 H	Utah Valley	6 9
									181 H	Utah Valley	3 0
									181 H	Utah Valley	3 6
									187 A	UC Davis	15 16
									193 H	Georgetown	6 1
									193 H	Georgetown	4 1
									193 H	Georgetown	6 7
									196 H	Portland	14 2
									196 H	Portland	4 0
									196 H	Portland	4 3
									266 H	San Jose St.	9 8
									296 H	Chicago St.	7 5
									296 H	Chicago St.	3 2
									296 H	Chicago St.	15 0
<hr/>											
LAST 10 GAMES											
			117 A	Sacramento St.	0 3	52 A	Gonzaga	2 4			
			196 H	Portland	14 2	52 A	Gonzaga	7 8			
			196 H	Portland	4 0	187 A	UC Davis	15 16			
			196 H	Portland	4 3	193 H	Georgetown	6 7			
			52 A	Gonzaga	6 10	193 H	Georgetown	4 1			

Non-Div. I Games:

St. Mary's (CA)

Average RPI Win:	200	WON-LOST	WINNING	LAST 10	STRENGTH OF	OPP. STRENGTH	TEAM	ADJ	CONF.	ADJ CONF.		
Average RPI Loss:	179	RECORD	PCT. RANK	GAMES	SCHEDULE	OF SCHEDULE	RPI	RPI	RPI	RPI		
DIV. I ONLY		10-22-0	.3125	260	2-8-0	232	218	262	.43299	262	24	24
DIV. I NON-CONF.		7-13-0	.35	221	1-3-0	257	146	240	.44674	239	23	23
<hr/>												
TOTALS	RPI 1-25	RPI 26-50		W-L RECORDS		RPI 51-100		RPI 101-150		RPI 150+		
10-22-0	0-1-0	0-0-0		OVERALL		0-0-0		1-5-0		9-17-0		
4-6-0	0-0-0	0-0-0		HOME		0-0-0		0-1-0		4-6-0		
6-12-0	0-0-0	0-0-0		AWAY		0-0-0		1-3-0		5-9-0		
0-4-0	0-1-0	0-0-0		NEUTRAL		0-0-0		0-1-0		0-2-0		
<hr/>												
7-13-0	0-1-0	0-0-0		NON-CONFERENCE		0-0-0		0-3-0		7-10-0		
2-3-0	0-0-0	0-0-0		HOME		0-0-0		0-1-0		2-2-0		
5-7-0	0-0-0	0-0-		AWAY		0-0-0		0-1-0		5-6-0		
0-4-0	0-1-0	0-0-0		NEUTRAL		0-0-0		0-1-0		0-2-0		
<hr/>												
3-9-0	0-0-0	0-0-0		CONFERENCE		0-0-0		1-2-0		2-7-0		
2-4-0	0-0-0	0-0-0		HOME		0-0-0		0-0-0		2-4-0		
1-5-0	0-0-0	0-0-0		AWAY		0-0-0		1-2-0		0-3-0		
0-0-0	0-0-0	0-0-0		NEUTRAL		0-0-0		0-0-0		0-0-0		
<hr/>												
RPI	S	Opponent	Score	RPI	S	Opponent	Score	RPI	S	Opponent	Score	
14	N	Indiana	0 8					102	N	Illinois St.	2	4
								103	A	Connecticut	5	12
								118	A	Rider	1	13
								118	A	Rider	2	3
								118	A	Rider	5	2
								137	H	Northeastern	6	10
								152	A	Longwood	4	12
								152	A	Longwood	4	0
								152	A	Longwood	6	1
								161	N	Miami (OH)	3	12
								172	H	Sacred Heart	5	7
								191	A	Stetson	7	5
								191	A	Stetson	8	7
								191	A	Stetson	2	3
								191	A	Stetson	1	5
								197	A	Marist	2	4
								197	A	Marist	2	4
								197	A	Marist	3	6
								200	H	Siena	4	3
								200	H	Siena	4	7
								200	H	Siena	3	9
				LAST 10 GAMES				212	N	Bucknell	1	5
				172	H	Sacred Heart	5 7	197	A	Marist	3 6	
				137	H	Northeastern	6 10	267	H	Yale	3 2	
				103	A	Connecticut	5 12	239	H	Saint Peter's	7 11	
				197	A	Marist	2 4	239	H	Saint Peter's	7 1	
				197	A	Marist	2 4	239	H	Saint Peter's	7 1	
								240	H	Quinnipiac	10 4	

Non-Div. I Games:

Fairfield

RPI	S	Opponent	Score	
246	A	George Mason	5	3
246	A	George Mason	4	7
246	A	George Mason	6	7
267	H	Yale	3	2
271	A	NJIT	6	10

Fairfield

F
a
i
r
f
i
e
l
d

F
a
i
r
f
i
e
l
d

Average RPI Win:	275	WON-LOST	WINNING	LAST 10	STRENGTH OF	OPP. STRENGTH	TEAM	ADJ	CONF.	ADJ CONF.			
Average RPI Loss:	160	RECORD	PCT. RANK	GAMES	SCHEDULE	OF SCHEDULE	RPI	RPI	RPI	RPI			
DIV. I ONLY	19-18-0	.51351	143	7-3-0	296	272	263	.43112	263	32	32		
DIV. I NON-CONF.	2-12-0	.14286	285	0-1-0	130	177	278	.41996	278	29	30		
<hr/>													
TOTALS	RPI 1-25	RPI 26-50		W-L RECORDS		RPI 51-100		RPI 101-150		RPI 150+			
19-18-0	0-0-0	0-2-0		OVERALL		0-5-0		0-1-0		19-10-0			
9-5-0	0-0-0	0-0-0		HOME		0-1-0		0-0-0		9-4-0			
7-12-0	0-0-0	0-2-0		AWAY		0-3-0		0-1-0		7-4-0			
3-1-0	0-0-0	0-0-0		NEUTRAL		0-1-0		0-0-0		3-0-0			
<hr/>													
2-12-0	0-0-0	0-2-0		NON-CONFERENCE		0-5-0		0-1-0		2-4-0			
1-2-0	0-0-0	0-0-0		HOME		0-1-0		0-0-0		1-1-0			
1-9-0	0-0-0	0-0-		AWAY		0-3-0		0-1-0		1-3-0			
0-1-0	0-0-0	0-0-0		NEUTRAL		0-1-0		0-0-0		0-0-0			
<hr/>													
17-6-0	0-0-0	0-0-0		CONFERENCE		0-0-0		0-0-0		17-6-0			
8-3-0	0-0-0	0-0-0		HOME		0-0-0		0-0-0		8-3-0			
6-3-0	0-0-0	0-0-0		AWAY		0-0-0		0-0-0		6-3-0			
3-0-0	0-0-0	0-0-0		NEUTRAL		0-0-0		0-0-0		3-0-0			
<hr/>													
RPI	S	Opponent	Score	RPI	S	Opponent	Score	RPI	S	Opponent	Score		
32	A	Central Ark.	0 13	32	A	Central Ark.	4 19	51	A	Kansas	0 11		
32	A	Central Ark.						51	N	Kansas	6 10		
								57	A	Troy	2 7		
								79	A	Southeastern La.	1 13		
								79	H	Southeastern La.	4 7		
										115	A	Missouri	3 9
										182	H	Eastern Ill.	3 4
										182	H	Eastern Ill.	8 2
										202	H	Texas Southern	5 14
										202	H	Texas Southern	4 0
										215	A	Tex.-Pan American	4 2
										215	A	Tex.-Pan American	2 13
										215	A	Tex.-Pan American	3 8
										254	A	Alabama St.	8 9
										254	A	Alabama St.	12 1
										254	A	Alabama St.	4 14
										254	H	Alabama St.	2 4
										254	H	Alabama St.	15 4
										254	H	Alabama St.	2 3
										269	A	New Orleans	0 1
										285	A	Alcorn	4 6
										285	A	Alcorn	15 9
										285	A	Alcorn	12 3
										293	A	Alabama A&M	8 5
										293	A	Alabama A&M	10 0
										293	A	Alabama A&M	10 7
LAST 10 GAMES								293	H	Alabama A&M	5 4		
				254	H	Alabama St.	15 4	297	N	Mississippi Val.	10 6		
				254	H	Alabama St.	2 4	79	A	Southeastern La.	1 13		
				254	H	Alabama St.	2 3	293	H	Alabama A&M	7 0		
				297	N	Mississippi Val.	8 6	293	H	Alabama A&M	9 8		
				297	N	Mississippi Val.	10 3	293	H	Alabama A&M	5 4		
								297	H	Mississippi Val.	12 2		
								297	H	Mississippi Val.	10 0		
								297	H	Mississippi Val.	12 11		
<hr/>													
Non-Div. I Games:	Rust	14	0	Loyola (LA)	6	3	Rust	19	0	Jackson St.			

RPI	S	Opponent	Score	
297	N	Mississippi Val.	10	6
297	N	Mississippi Val.	10	3
297	N	Mississippi Val.	8	6

Jackson St.

J
a
c
k
s
o
n
S
t
.

J
a
c
k
s
o
n
S
t
.

Average RPI Win:		231	WON-LOST RECORD		WINNING PCT. RANK		LAST 10 GAMES		STRENGTH OF SCHEDULE		OPP. STRENGTH OF SCHEDULE		TEAM RPI		ADJ RPI		CONF. RPI		ADJ CONF. RPI	
DIV. I ONLY			14-25-0		.35897 231		3-7-0		219		279		264		.42952 264		22		22	
DIV. I NON-CONF.			7-17-0		.29167 251		1-1-0		206		288		276		.42067 276		25		25	
TOTALS		RPI 1-25		RPI 26-50		W-L RECORDS		RPI 51-100		RPI 101-150		RPI 150+								
14-25-0		0-1-0		0-0-0		OVERALL		0-0-0		1-4-0		13-20-0								
9-12-0		0-0-0		0-0-0		HOME		0-0-0		1-0-0		8-12-0								
5-13-0		0-1-0		0-0-0		AWAY		0-0-0		0-4-0		5-8-0								
0-0-0		0-0-0		0-0-0		NEUTRAL		0-0-0		0-0-0		0-0-0								
7-17-0		0-1-0		0-0-0		NON-CONFERENCE		0-0-0		1-1-0		6-15-0								
4-8-0		0-0-0		0-0-0		HOME		0-0-0		1-0-0		3-8-0								
3-9-0		0-1-0		0-0-		AWAY		0-0-0		0-1-0		3-7-0								
0-0-0		0-0-0		0-0-0		NEUTRAL		0-0-0		0-0-0		0-0-0								
7-8-0		0-0-0		0-0-0		CONFERENCE		0-0-0		0-3-0		7-5-0								
5-4-0		0-0-0		0-0-0		HOME		0-0-0		0-0-0		5-4-0								
2-4-0		0-0-0		0-0-0		AWAY		0-0-0		0-3-0		2-1-0								
0-0-0		0-0-0		0-0-0		NEUTRAL		0-0-0		0-0-0		0-0-0								
RPI	S	Opponent		Score		RPI	S	Opponent		Score		RPI	S	Opponent		Score				
3	A	Virginia		0 11								104	A	Towson		5 9				
												104	H	Towson		10 9				
												144	A	Charlotte		4 10				
												144	A	Charlotte		3 4				
												144	A	Charlotte		1 2				
												159	H	Richmond		7 8				
												159	H	Richmond		1 3				
												159	H	Richmond		2 10				
												169	H	Cornell		5 3				
												169	H	Cornell		4 3				
												169	H	Cornell		5 7				
												169	H	Cornell		1 0				
												193	A	Georgetown		1 9				
												193	H	Georgetown		4 10				
												208	A	Penn		4 6				
												208	A	Penn		6 4				
												208	H	Penn		2 9				
												208	H	Penn		1 2				
												214	A	USC Upstate		1 3				
												214	A	USC Upstate		3 9				
												214	A	USC Upstate		0 5				
								LAST 10 GAMES				232	H	Temple		1 3				
								287 A Fordham		5 2		144 A Charlotte	4 10		232 H Temple	1 0				
								287 A Fordham		1 5		144 A Charlotte	3 4		232 H Temple	4 3				
								287 A Fordham		9 0		193 A Georgetown	1 9		238 A Davidson	5 6				
								104 H Towson		10 9		159 H Richmond	7 8		238 A Davidson	5 7				
								144 A Charlotte		1 2		159 H Richmond	1 3		240 H Quinnipiac	3 8				

Non-Div. I Games:

George Washington

RPI	S	Opponent	Score	
240	H	Quinnipiac	3	4
240	H	Quinnipiac	2	4
246	A	George Mason	11	9
255	H	UMBC	1	4
280	H	Massachusetts	1	0
280	H	Massachusetts	4	1
280	H	Massachusetts	7	1
287	A	Fordham	5	2
287	A	Fordham	9	0
287	A	Fordham	1	5
295	A	UMES	13	7

George Washington

**B
r
o
w
n**

B
r
o
w
n

Brown

Average RPI Win:	191	WON-LOST	WINNING	LAST 10	STRENGTH OF	OPP. STRENGTH	TEAM	ADJ	CONF.	ADJ CONF.								
Average RPI Loss:	146	RECORD	PCT. RANK	GAMES	SCHEDULE	OF SCHEDULE	RPI	RPI	RPI	RPI								
DIV. I ONLY		13-26-0	.33333	245	4-6-0	242	118	266	.42842	266	18	18						
DIV. I NON-CONF.		6-18-0	.25	263	0-2-0	260	53	285	.40865	284	20	20						
<hr/>																		
TOTALS	RPI 1-25	RPI 26-50		W-L RECORDS		RPI 51-100		RPI 101-150		RPI 150+								
13-26-0	0-0-0	0-1-0		OVERALL		1-9-0		3-4-0		9-13-0								
9-12-0	0-0-0	0-0-0		HOME		1-2-0		1-3-0		7-7-0								
4-14-0	0-0-0	0-1-0		AWAY		0-7-0		2-1-0		2-6-0								
0-0-0	0-0-0	0-0-0		NEUTRAL		0-0-0		0-0-0		0-0-0								
<hr/>																		
6-18-0	0-0-0	0-1-0		NON-CONFERENCE		1-9-0		1-3-0		4-6-0								
4-8-0	0-0-0	0-0-0		HOME		1-2-0		1-3-0		2-3-0								
2-11-0	0-0-0	0-0-		AWAY		0-7-0		0-0-0		2-3-0								
0-0-0	0-0-0	0-0-0		NEUTRAL		0-0-0		0-0-0		0-0-0								
<hr/>																		
7-8-0	0-0-0	0-0-0		CONFERENCE		0-0-0		2-1-0		5-7-0								
5-4-0	0-0-0	0-0-0		HOME		0-0-0		0-0-0		5-4-0								
2-4-0	0-0-0	0-0-0		AWAY		0-0-0		2-1-0		0-3-0								
0-0-0	0-0-0	0-0-0		NEUTRAL		0-0-0		0-0-0		0-0-0								
<hr/>																		
RPI	S	Opponent	Score	RPI	S	Opponent	Score	RPI	S	Opponent	Score							
				41	A	Cal Poly	5	6	64	A	Arizona	4	9	126	H	Nicholls St.	3	2
				64	A	Arizona	7	8	126	H	Nicholls St.	1	6					
				64	A	Arizona	4	15	126	H	Nicholls St.	1	4					
				82	A	Stanford	2	17	126	H	Nicholls St.	1	9					
				82	H	Stanford	8	10	148	A	UTSA	8	14					
				87	H	California	3	1	148	A	UTSA	11	7					
				91	H	San Francisco	1	2	148	A	UTSA	12	4					
				97	A	UC Santa Barbara	1	2	156	H	Dallas Baptist	8	1					
				97	A	UC Santa Barbara	2	7	156	H	Dallas Baptist	3	13					
				97	A	UC Santa Barbara	4	5	156	H	Dallas Baptist	1	6					
				164	A	Texas-Arlington	4	9										
				164	A	Texas-Arlington	7	9										
				164	A	Texas-Arlington	7	8										
				174	H	Texas St.	5	4										
				174	H	Texas St.	5	11										
				174	H	Texas St.	11	5										
				187	A	UC Davis	4	22										
				187	H	UC Davis	2	9										
				190	A	Pacific	1	8										
190	H	Pacific	10	0														
190	H	Pacific	6	4														
250	A	Fresno St.	10	3														
261	A	St. Mary's (CA)	8	9														
277	A	Santa Clara	9	1														
277	H	Santa Clara	1	2														
277	H	Santa Clara	0	5														
279	H	Louisiana Tech	7	1														

Non-Div. I Games:

San Jose St.

Average RPI Win:		194	WON-LOST RECORD		WINNING PCT. RANK		LAST 10 GAMES		STRENGTH OF SCHEDULE		OPP. STRENGTH OF SCHEDULE		TEAM RPI		ADJ RPI		CONF. RPI		ADJ CONF. RPI	
DIV. I ONLY			9-25-0		.26471 273		3-7-0		136		289		267		.42822 267		25		25	
DIV. I NON-CONF.			3-15-0		.16667 280		0-2-0		160		289		290		.39644 290		24		24	
TOTALS		RPI 1-25		RPI 26-50		W-L RECORDS		RPI 51-100		RPI 101-150		RPI 150+								
9-25-0		0-2-0		0-0-0		OVERALL		0-0-0		2-5-0		7-18-0								
4-10-0		0-0-0		0-0-0		HOME		0-0-0		2-5-0		2-5-0								
4-8-0		0-2-0		0-0-0		AWAY		0-0-0		0-0-0		4-6-0								
1-7-0		0-0-0		0-0-0		NEUTRAL		0-0-0		0-0-0		1-7-0								
3-15-0		0-2-0		0-0-0		NON-CONFERENCE		0-0-0		1-0-0		2-13-0								
2-4-0		0-0-0		0-0-0		HOME		0-0-0		1-0-0		1-4-0								
0-4-0		0-2-0		0-0-		AWAY		0-0-0		0-0-0		0-2-0								
1-7-0		0-0-0		0-0-0		NEUTRAL		0-0-0		0-0-0		1-7-0								
6-10-0		0-0-0		0-0-0		CONFERENCE		0-0-0		1-5-0		5-5-0								
2-6-0		0-0-0		0-0-0		HOME		0-0-0		1-5-0		1-1-0								
4-4-0		0-0-0		0-0-0		AWAY		0-0-0		0-0-0		4-4-0								
0-0-0		0-0-0		0-0-0		NEUTRAL		0-0-0		0-0-0		0-0-0								
RPI	S	Opponent		Score		RPI	S	Opponent		Score		RPI	S	Opponent		Score				
3	A	Virginia		0	10							103	H	Connecticut		15	5			
3	A	Virginia		3	14							129	H	Dartmouth		0	5			
												129	H	Dartmouth		1	9			
												129	H	Dartmouth		3	7			
												129	H	Dartmouth		2	0			
												142	H	Columbia		1	2			
												142	H	Columbia		2	5			
												169	A	Cornell		4	2			
												169	A	Cornell		5	8			
												172	A	Sacred Heart		2	3			
												172	H	Sacred Heart		5	3			
												201	H	Holy Cross		4	7			
												201	H	Holy Cross		4	5			
												201	H	Holy Cross		0	2			
												201	H	Holy Cross		6	7			
												204	N	North Dakota St.		2	17			
												208	H	Penn		1	0			
												208	H	Penn		1	5			
												212	N	Bucknell		5	2			
												213	A	Princeton		0	4			
												213	A	Princeton		9	1			
						LAST 10 GAMES						222	N	Valparaiso		2	9			
						129 H Dartmouth						2	0	268 A Harvard	2	6	242 N Army	4	14	
						129 H Dartmouth						0	5	268 A Harvard	5	2	242 N Army	4	8	
						129 H Dartmouth						1	9	268 A Harvard	1	2	242 N Army	1	4	
						129 H Dartmouth						3	7	268 A Harvard	7	3	259 N LIU Brooklyn	3	4	
						172 A Sacred Heart						2	3	262 A Fairfield	2	3	260 N Navy	5	6	

Non-Div. I Games:

Yale

RPI	S	Opponent	Score	
262	A	Fairfield	2	3
268	A	Harvard	5	2
268	A	Harvard	2	6
268	A	Harvard	1	2
268	A	Harvard	7	3

Yale

Y
a
l
e

Y
a
l
e

H
a
r
v
a
r
d

Harvard

RPI	S	Opponent	Score
267	H	Yale	3 7

Harvard

H
a
r
v
a
r
d

H
a
r
v
a
r
d

Average RPI Win:		224	WON-LOST RECORD		WINNING PCT. RANK	LAST 10 GAMES		STRENGTH OF SCHEDULE		OPP. STRENGTH OF SCHEDULE	TEAM RPI	ADJ RPI		CONF. RPI	ADJ CONF. RPI		
DIV. I ONLY			6-36-0		.14286	293		1-9-0		72	221	269	.42725	269	31	31	
DIV. I NON-CONF.			6-36-0		.14286	285		1-9-0		81	237	271	.42725	271	32	32	
TOTALS		RPI 1-25		RPI 26-50		W-L RECORDS		RPI 51-100		RPI 101-150		RPI 150+					
6-36-0		0-3-0		0-5-0		OVERALL		0-9-0		1-7-0		5-12-0					
4-7-0		0-0-0		0-0-0		HOME		0-1-0		0-0-0		4-6-0					
2-26-0		0-3-0		0-5-0		AWAY		0-5-0		1-7-0		1-5-0					
0-3-0		0-0-0		0-0-0		NEUTRAL		0-2-0		0-0-0		0-1-0					
6-36-0		0-3-0		0-5-0		NON-CONFERENCE		0-9-0		1-7-0		5-12-0					
4-7-0		0-0-0		0-0-0		HOME		0-1-0		0-0-0		4-6-0					
2-26-0		0-3-0		0-0-		AWAY		0-6-0		1-7-0		1-5-0					
0-3-0		0-0-0		0-0-0		NEUTRAL		0-2-0		0-0-0		0-1-0					
0-0-0		0-0-0		0-0-0		CONFERENCE		0-0-0		0-0-0		0-0-0					
0-0-0		0-0-0		0-0-0		HOME		0-0-0		0-0-0		0-0-0					
0-0-0		0-0-0		0-0-0		AWAY		0-0-0		0-0-0		0-0-0					
0-0-0		0-0-0		0-0-0		NEUTRAL		0-0-0		0-0-0		0-0-0					
RPI	S	Opponent		Score		RPI	S	Opponent		Score		RPI	S	Opponent		Score	
17	A	South Ala.		6	29	32	A	Central Ark.		3	4	60	A	Arkansas		0	3
17	A	South Ala.		2	5	32	A	Central Ark.		1	11	60	A	Arkansas		0	14
17	A	South Ala.		1	4	40	A	Oklahoma		5	14	63	A	Houston		3	13
						40	A	Oklahoma		3	14	63	A	Houston		3	8
						40	A	Oklahoma		0	10	77	A	Southern Miss.		5	8
												77	H	Southern Miss.		1	2
												79	A	Southeastern La.		2	7
												85	N	Baylor		0	10
												85	N	Baylor		3	8
												105	A	West Virginia		3	4
												105	A	West Virginia		2	12
												105	A	West Virginia		2	11
												105	A	West Virginia		1	5
												126	A	Nicholls St.		4	14
												128	A	Tulane		5	4
												128	A	Tulane		2	3
												128	A	Tulane		3	5
												165	H	Georgia St.		3	2
												165	H	Georgia St.		4	5
												165	H	Georgia St.		5	6
												165	H	Georgia St.		3	4
												180	N	Wichita St.		1	5
												218	A	McNeese St.		8	7
												218	A	McNeese St.		8	10
												218	A	McNeese St.		2	5
												231	H	Southeast Mo. St.		2	11
												231	H	Southeast Mo. St.		4	7
												231	H	Southeast Mo. St.		1	6
												263	H	Jackson St.		1	0
												282	A	Grambling		4	5
												282	A	Grambling		5	9
												282	A	Grambling		5	17
												285	H	Alcorn		7	5
												285	H	Alcorn		6	5
LAST 10 GAMES																	
40	A	Oklahoma		3	14	165	H	Georgia St.		3	2	282	A	Grambling		5	17
40	A	Oklahoma		5	14	165	H	Georgia St.		4	5	285	H	Alcorn		7	5
40	A	Oklahoma		0	10	165	H	Georgia St.		5	6	285	H	Alcorn		6	5
128	A	Tulane		2	3	165	H	Georgia St.		3	4						
79	A	Southeastern La.		2	7	77	A	Southern Miss.		5	8						

Non-Div. I Games:

New Orleans

Average RPI Win: 254		WON-LOST RECORD		WINNING PCT. RANK		LAST 10 GAMES		STRENGTH OF SCHEDULE		OPP. STRENGTH OF SCHEDULE		TEAM RPI		ADJ RPI		CONF. RPI		ADJ CONF. RPI	
DIV. I ONLY		15-21-0		.41667 208		6-4-0		251		291		270		.42714 270		28		28	
DIV. I NON-CONF.		5-10-0		.33333 227		0-1-0		203		259		277		.42058 277		28		28	
TOTALS		RPI 1-25		RPI 26-50		W-L RECORDS		RPI 51-100		RPI 101-150		RPI 150+							
15-21-0		0-0-0		0-2-0		OVERALL		0-0-0		1-3-0		14-16-0							
8-11-0		0-0-0		0-1-0		HOME		0-0-0		1-2-0		7-8-0							
6-9-0		0-0-0		0-1-0		AWAY		0-0-0		0-1-0		6-7-0							
1-1-0		0-0-0		0-0-0		NEUTRAL		0-0-0		0-0-0		1-1-0							
5-10-0		0-0-0		0-2-0		NON-CONFERENCE		0-0-0		1-3-0		4-5-0							
4-6-0		0-0-0		0-1-0		HOME		0-0-0		1-2-0		3-3-0							
0-3-0		0-0-0		0-0-		AWAY		0-0-0		0-1-0		0-1-0							
1-1-0		0-0-0		0-0-0		NEUTRAL		0-0-0		0-0-0		1-1-0							
10-11-0		0-0-0		0-0-0		CONFERENCE		0-0-0		0-0-0		10-11-0							
4-5-0		0-0-0		0-0-0		HOME		0-0-0		0-0-0		4-5-0							
6-6-0		0-0-0		0-0-0		AWAY		0-0-0		0-0-0		6-6-0							
0-0-0		0-0-0		0-0-0		NEUTRAL		0-0-0		0-0-0		0-0-0							
RPI	S	Opponent		Score		RPI	S	Opponent		Score		RPI	S	Opponent		Score			
				30	A	William & Mary	4	13				118	H	Rider	2	5			
				30	H	William & Mary	0	4				118	H	Rider	6	4			
												118	H	Rider	0	2			
												143	A	VMI	6	17			
												152	A	Longwood	4	17			
												167	A	Delaware St.	4	2			
												167	A	Delaware St.	0	7			
												167	A	Delaware St.	5	3			
												167	H	Delaware St.	7	9			
												167	H	Delaware St.	5	6			
												167	H	Delaware St.	3	8			
												189	A	Savannah St.	1	5			
												189	A	Savannah St.	6	16			
												227	A	N.C. Central	1	6			
												243	H	Wagner	3	4			
												243	H	Wagner	2	1			
												243	H	Wagner	7	3			
												260	H	Navy	1	13			
												260	H	Navy	3	4			
												260	H	Navy	7	6			
												286	A	Coppin St.	7	4			
												286	A	Coppin St.	6	9			
												286	A	Coppin St.	5	4			
												286	H	Coppin St.	1	2			
												286	H	Coppin St.	6	0			
												286	H	Coppin St.	9	5			
												289	N	Fairleigh Dickinson	15	2			
LAST 10 GAMES				286	H	Coppin St.	1	2	295	H	UMES	6	8	286	A	Coppin St.	5	4	
				286	H	Coppin St.	9	5	30	A	William & Mary	4	13	286	H	Coppin St.	1	2	
				286	H	Coppin St.	6	0	167	A	Delaware St.	0	7	286	H	Coppin St.	6	0	
				295	H	UMES	6	2	167	A	Delaware St.	5	3	286	H	Coppin St.	9	5	
				295	H	UMES	5	0	167	A	Delaware St.	4	2						

Non-Div. I Games:

Norfolk St.

Norfolk St.

1
6
:
:
6
:
1
:
:

Norfolk St.

Average RPI Win: 242		WON-LOST RECORD	WINNING PCT. RANK		LAST 10 GAMES	STRENGTH OF SCHEDULE	OPP. STRENGTH OF SCHEDULE	TEAM RPI	ADJ RPI		CONF. RPI	ADJ CONF. RPI	
Average RPI Loss: 178													
DIV. I ONLY		14-21-0	.4	215	5-5-0	275	277	271	.42508	271	30	30	
DIV. I NON-CONF.		8-15-0	.34783	223	0-1-0	232	268	245	.44382	244	30	29	
<hr/>													
TOTALS		RPI 1-25		RPI 26-50		W-L RECORDS		RPI 51-100		RPI 101-150		RPI 150+	
14-21-0		0-0-0		0-0-0		OVERALL		0-3-0		2-5-0		12-13-0	
4-6-0		0-0-0		0-0-0		HOME		0-0-0		0-2-0		4-4-0	
3-12-0		0-0-0		0-0-0		AWAY		0-3-0		1-1-0		2-8-0	
7-3-0		0-0-0		0-0-0		NEUTRAL		0-0-0		1-2-0		6-1-0	
8-15-0		0-0-0		0-0-0		NON-CONFERENCE		0-3-0		2-5-0		6-7-0	
1-3-0		0-0-0		0-0-0		HOME		0-0-0		0-2-0		1-1-0	
2-9-0		0-0-0		0-0-		AWAY		0-3-0		1-1-0		1-5-0	
5-3-0		0-0-0		0-0-0		NEUTRAL		0-0-0		1-2-0		4-1-0	
6-6-0		0-0-0		0-0-0		CONFERENCE		0-0-0		0-0-0		6-6-0	
3-3-0		0-0-0		0-0-0		HOME		0-0-0		0-0-0		3-3-0	
1-3-0		0-0-0		0-0-0		AWAY		0-0-0		0-0-0		1-3-0	
2-0-0		0-0-0		0-0-0		NEUTRAL		0-0-0		0-0-0		2-0-0	
RPI	S	Opponent	Score	RPI	S	Opponent	Score	RPI	S	Opponent	Score		
								76	A	Oklahoma St.	3	6	
								76	A	Oklahoma St.	2	5	
								76	A	Oklahoma St.	1	11	
										108	N	Presbyterian	
											1	2	
										108	N	Presbyterian	
											2	3	
										108	N	Presbyterian	
											1	0	
										118	A	Rider	
											4	3	
										118	A	Rider	
											0	5	
										118	H	Rider	
											2	10	
										118	H	Rider	
											5	6	
										172	N	Sacred Heart	
											6	3	
										181	H	Utah Valley	
											2	9	
										181	H	Utah Valley	
											1	3	
										181	H	Utah Valley	
											1	5	
										181	H	Utah Valley	
											9	7	
										200	H	Siena	
											8	11	
										217	A	Northern Colo.	
											6	16	
										217	A	Northern Colo.	
											2	1	
										217	A	Northern Colo.	
											5	15	
										217	A	Northern Colo.	
											4	7	
										227	A	N.C. Central	
											4	11	
										227	A	N.C. Central	
											1	5	
										239	N	Saint Peter's	
											3	5	
										262	H	Fairfield	
											10	6	
										280	A	Massachusetts	
											7	6	
										280	A	Massachusetts	
											4	10	
										280	A	Massachusetts	
											0	1	
										286	N	Coppin St.	
											13	2	
										286	N	Coppin St.	
											10	1	
										286	N	Coppin St.	
											4	3	
LAST 10 GAMES													
				217	A	Northern Colo.	5	15	298	N	NYIT	11	1
				217	A	Northern Colo.	2	1	298	H	NYIT	6	5
				217	A	Northern Colo.	6	16	298	H	NYIT	6	5
				217	A	Northern Colo.	4	7	118	H	Rider	5	6
				298	N	NYIT	10	4	181	H	Utah Valley	2	9

Non-Div. I Games:

NJIT

RPI	S	Opponent	Score	
287	A	Fordham	3	8
298	H	NYIT	6	5
298	H	NYIT	6	5
298	N	NYIT	11	1
298	N	NYIT	10	4

NJIT

N
J
I
T

N
J
I
T

Average RPI Win:	253	WON-LOST	WINNING	LAST 10	STRENGTH OF	OPP. STRENGTH	TEAM	ADJ	CONF.	ADJ CONF.		
Average RPI Loss:	124	RECORD	PCT. RANK	GAMES	SCHEDULE	OF SCHEDULE	RPI	RPI	RPI	RPI		
DIV. I ONLY		15-23-0	.39474	218	4-5-0	259	201	272	.42398	272	19	19
DIV. I NON-CONF.		9-11-0	.45	177	4-1-0	204	261	233	.45124	233	22	22
<hr/>												
TOTALS	RPI 1-25	RPI 26-50		W-L RECORDS		RPI 51-100		RPI 101-150		RPI 150+		
15-23-0	0-3-0	0-4-0		OVERALL		0-3-0		0-4-0		15-9-0		
12-10-0	0-3-0	0-0-0		HOME		0-3-0		0-3-0		12-1-0		
2-11-0	0-0-0	0-4-0		AWAY		0-0-0		0-1-0		2-6-0		
1-2-0	0-0-0	0-0-0		NEUTRAL		0-0-0		0-0-0		1-2-0		
9-11-0	0-0-0	0-4-0		NON-CONFERENCE		0-3-0		0-1-0		9-3-0		
9-4-0	0-0-0	0-0-0		HOME		0-3-0		0-0-0		9-1-0		
0-7-0	0-0-0	0-0-		AWAY		0-0-0		0-1-0		0-2-0		
0-0-0	0-0-0	0-0-0		NEUTRAL		0-0-0		0-0-0		0-0-0		
6-12-0	0-3-0	0-0-0		CONFERENCE		0-0-0		0-3-0		6-6-0		
3-6-0	0-3-0	0-0-0		HOME		0-0-0		0-3-0		3-0-0		
2-4-0	0-0-0	0-0-0		AWAY		0-0-0		0-0-0		2-4-0		
1-2-0	0-0-0	0-0-0		NEUTRAL		0-0-0		0-0-0		1-2-0		
RPI	S	Opponent	Score	RPI	S	Opponent	Score	RPI	S	Opponent	Score	
25	H	Austin Peay	3 4	27	A	Kentucky	5 11	93	H	Canisius	5 15	
25	H	Austin Peay	4 6	32	A	Central Ark.	5 6	93	H	Canisius	5 6	
25	H	Austin Peay	3 10	32	A	Central Ark.	1 10	93	H	Canisius	4 11	
				32	A	Central Ark.	1 13					
										112	H Jacksonville St.	
										11	14	
										112	H Jacksonville St.	
										6	7	
										112	H Jacksonville St.	
										7	10	
										113	A Memphis	
										0	5	
										160	A Southern Ill.	
										2	7	
										160	H Southern Ill.	
										9	8	
										182	A Eastern Ill.	
										8	15	
										182	A Eastern Ill.	
										6	16	
										182	A Eastern Ill.	
										3	6	
										211	H Northern Ill.	
										4	8	
										211	H Northern Ill.	
										7	1	
										223	H Bowling Green	
										8	6	
										223	H Bowling Green	
										2	1	
										223	H Bowling Green	
										9	7	
										228	A Evansville	
										3	5	
										228	H Evansville	
										12	6	
										253	N Morehead St.	
										9	10	
										253	N Morehead St.	
										1	2	
										253	N Morehead St.	
										7	3	
										273	A SIU Edwardsville	
										8	1	
										273	A SIU Edwardsville	
										12	13	
										273	A SIU Edwardsville	
										1	0	
				LAST 10 GAMES						283	H UT Martin	
				293	H	Alabama A&M	5 1	112	H Jacksonville St.	6 7	283	H UT Martin
				293	H	Alabama A&M	16 4	112	H Jacksonville St.	11 14	283	H UT Martin
				293	H	Alabama A&M	11 1	228	H Evansville	12 6	283	H UT Martin
				113	A	Memphis	0 5	182	A Eastern Ill.	6 16	293	H Alabama A&M
				112	H	Jacksonville St.	7 10	182	A Eastern Ill.	8 15	293	H Alabama A&M
											11	1
											16	4

Murray St.

RPI	S	Opponent	Score	
293	H	Alabama A&M	5	1

Murray St.

M
u
r
r
a
y
S
t
.

M
u
r
r
a
y
S
t
.

Average RPI Win: 196		WON-LOST	WINNING	LAST 10	STRENGTH OF		OPP. STRENGTH	TEAM	ADJ		CONF.	ADJ CONF.	
Average RPI Loss: 170		RECORD	PCT. RANK	GAMES	SCHEDULE		OF SCHEDULE	RPI	RPI		RPI	RPI	
DIV. I ONLY		9-25-0	.26471	273	1-9-0		189	249	273	.4225	273	19	19
DIV. I NON-CONF.		3-10-0	.23077	268	1-1-0		214	222	275	.42221	275	22	22
TOTALS		RPI 1-25	RPI 26-50		W-L RECORDS		RPI 51-100		RPI 101-150		RPI 150+		
9-25-0	0-0-0	0-0-0		OVERALL		1-1-0		1-11-0		7-13-0			
6-10-0	0-0-0	0-0-0		HOME		0-0-0		0-2-0		6-8-0			
3-14-0	0-0-0	0-0-0		AWAY		1-0-0		1-9-0		1-5-0			
0-1-0	0-0-0	0-0-0		NEUTRAL		0-1-0		0-0-0		0-0-0			
3-10-0	0-0-0	0-0-0		NON-CONFERENCE		1-1-0		0-3-0		2-6-0			
1-3-0	0-0-0	0-0-0		HOME		0-0-0		0-2-0		1-1-0			
2-6-0	0-0-0	0-0-		AWAY		1-0-0		0-1-0		1-5-0			
0-1-0	0-0-0	0-0-0		NEUTRAL		0-1-0		0-0-0		0-0-0			
6-15-0	0-0-0	0-0-0		CONFERENCE		0-0-0		1-8-0		5-7-0			
5-7-0	0-0-0	0-0-0		HOME		0-0-0		0-0-0		5-7-0			
1-8-0	0-0-0	0-0-0		AWAY		0-0-0		1-8-0		0-0-0			
0-0-0	0-0-0	0-0-0		NEUTRAL		0-0-0		0-0-0		0-0-0			
RPI S	Opponent	Score	RPI S	Opponent	Score	RPI S	Opponent	Score	RPI S	Opponent	Score		
						51 N	Kansas	0 8	102 H	Illinois St.	0 5		
						95 A	Indiana St.	6 3	112 A	Jacksonville St.	1 2		
									112 A	Jacksonville St.	0 11		
									112 A	Jacksonville St.	6 7		
									116 A	Belmont	4 7		
									116 A	Belmont	3 5		
									116 A	Belmont	7 25		
									123 A	Saint Louis	5 7		
									123 H	Saint Louis	5 14		
									127 A	Tennessee Tech	3 11		
									127 A	Tennessee Tech	6 4		
									127 A	Tennessee Tech	0 1		
									170 A	UALR	1 13		
									170 A	UALR	0 2		
									170 A	UALR	1 2		
									182 H	Eastern Ill.	6 2		
									182 H	Eastern Ill.	6 0		
									182 H	Eastern Ill.	7 5		
									207 A	Lipscomb	3 2		
									207 A	Lipscomb	4 7		
									207 A	Lipscomb	4 11		
									231 H	Southeast Mo. St.	4 8		
									231 H	Southeast Mo. St.	4 0		
									231 H	Southeast Mo. St.	11 13		
									234 H	Eastern Ky.	5 7		
									234 H	Eastern Ky.	2 6		
									234 H	Eastern Ky.	2 5		
LAST 10 GAMES													
			234 H	Eastern Ky.	2 6	116 A	Belmont	3 5	231 H	Southeast Mo. St.	4 0		
			234 H	Eastern Ky.	5 7	116 A	Belmont	4 7	231 H	Southeast Mo. St.	11 13		
			234 H	Eastern Ky.	2 5	123 A	Saint Louis	5 7	234 H	Eastern Ky.	5 7		
			95 A	Indiana St.	6 3	231 H	Southeast Mo. St.	11 13	234 H	Eastern Ky.	2 6		
			116 A	Belmont	7 25	231 H	Southeast Mo. St.	4 8	234 H	Eastern Ky.	2 5		

Non-Div. I Games:

SIU Edwardsville

RPI	S	Opponent	Score	
272	H	Murray St.	0	1
272	H	Murray St.	13	12
272	H	Murray St.	1	8
284	H	IPFW	2	1
284	H	IPFW	6	7

SIU Edwardsville

SIU Edwardsville

SIU Edwardsville

Average RPI Win: 197		WON-LOST	WINNING	LAST 10	STRENGTH OF		OPP. STRENGTH	TEAM	ADJ		CONF.	ADJ CONF.			
Average RPI Loss: 147		RECORD	PCT. RANK	GAMES	SCHEDULE		OF SCHEDULE	RPI	RPI		RPI	RPI			
DIV. I ONLY		7-31-0	.18421	287	3-6-0		128	232	274	.42174	274	16	16		
DIV. I NON-CONF.		4-19-0	.17391	278	1-0-0		154	272	281	.41389	280	17	17		
TOTALS		RPI 1-25	RPI 26-50		W-L RECORDS		RPI 51-100		RPI 101-150		RPI 150+				
7-31-0		0-0-0	0-0-0		OVERALL		0-7-0		1-9-0		6-15-0				
3-12-0		0-0-0	0-0-0		HOME		0-0-0		0-3-0		3-9-0				
3-17-0		0-0-0	0-0-0		AWAY		0-7-0		0-5-0		3-5-0				
1-2-0		0-0-0	0-0-0		NEUTRAL		0-0-0		1-1-0		0-1-0				
4-19-0		0-0-0	0-0-0		NON-CONFERENCE		0-4-0		1-3-0		3-12-0				
1-8-0		0-0-0	0-0-0		HOME		0-0-0		0-0-0		1-8-0				
2-9-0		0-0-0	0-0-		AWAY		0-4-0		0-2-0		2-3-0				
1-2-0		0-0-0	0-0-0		NEUTRAL		0-0-0		1-1-0		0-1-0				
3-12-0		0-0-0	0-0-0		CONFERENCE		0-3-0		0-6-0		3-3-0				
2-4-0		0-0-0	0-0-0		HOME		0-0-0		0-3-0		2-1-0				
1-8-0		0-0-0	0-0-0		AWAY		0-3-0		0-3-0		1-2-0				
0-0-0		0-0-0	0-0-0		NEUTRAL		0-0-0		0-0-0		0-0-0				
RPI	S	Opponent	Score	RPI	S	Opponent	Score	RPI	S	Opponent	Score	RPI	S	Opponent	Score
						62 A North Florida	7 8			123 N Saint Louis	3 5				
						62 A North Florida	1 12			123 N Saint Louis	5 3				
						62 A North Florida	4 12			127 A Tennessee Tech	2 13				
						68 A Lamar	3 5			127 A Tennessee Tech	1 7				
						68 A Lamar	5 10			131 H East Tenn. St.	4 13				
						68 A Lamar	6 7			131 H East Tenn. St.	9 12				
						68 A Lamar	4 14			131 H East Tenn. St.	2 5				
										145 A Kennesaw St.	1 12				
										145 A Kennesaw St.	4 15				
										145 A Kennesaw St.	4 14				
										151 H Butler	3 8				
										151 H Butler	2 6				
										166 N Northwestern	3 4				
										174 A Texas St.	6 5				
										174 A Texas St.	0 13				
										174 A Texas St.	7 11				
										185 H Eastern Mich.	1 2				
										185 H Eastern Mich.	9 15				
										198 H Jacksonville	4 3				
										198 H Jacksonville	1 4				
										198 H Jacksonville	5 2				
						LAST 10 GAMES				206 H Marshall	0 9				
						198 H Jacksonville	5 2			206 H Marshall	3 6				
						198 H Jacksonville	4 3			206 H Marshall	1 2				
						198 H Jacksonville	1 4			206 H Marshall	1 7				
						62 A North Florida	4 12			214 A USC Upstate	5 3				
						62 A North Florida	7 8			214 A USC Upstate	1 4				

Non-Div. I Games: Indianapolis 5 4

Northern Ky.

RPI	S	Opponent	Score	
214	A	USC Upstate	4	5
219	A	Ball St.	10	9
245	A	Cincinnati	3	4
253	H	Morehead St.	8	2

Northern Ky.

N
o
r
t
h
e
r
n
K
y
.

N
o
r
t
h
e
r
n
K
y
.

A
i
r
F
O
r
C
e

Tie, Loss, Non-Conf,S Site, H Home, A Away, N Neutral Page 377

RPI	S	Opponent	Score	
260	N	Navy	8	7
294	N	Mt. St. Mary's	7	3

Air Force

A
i
r
F
o
r
c
e

A
i
r
F
o
r
c
e

Lehigh

Lehigh

RPI	S	Opponent	Score	
287	A	Fordham	6	0
291	A	Lafayette	5	10
291	A	Lafayette	8	0
291	A	Lafayette	7	4
291	A	Lafayette	6	10
292	N	Iona	4	3
292	N	Iona	1	4
294	A	Mt. St. Mary's	8	9
294	A	Mt. St. Mary's	10	9
295	A	UMES	8	4
295	A	UMES	13	2

Lehigh

L
e
h
i
g
h

L
e
h
i
g
h

Average RPI Win: 216		WON-LOST RECORD		WINNING PCT. RANK		LAST 10 GAMES		STRENGTH OF SCHEDULE		OPP. STRENGTH OF SCHEDULE		TEAM RPI		ADJ RPI		CONF. RPI		ADJ CONF. RPI	
DIV. I ONLY		9-28-0		.24324 277		2-8-0		172		154		278		.41863 277		12		12	
DIV. I NON-CONF.		9-13-0		.40909 197		2-1-0		174		260		239		.44709 237		8		8	
TOTALS		RPI 1-25		RPI 26-50		W-L RECORDS		RPI 51-100		RPI 101-150		RPI 150+							
9-28-0		0-3-0		0-5-0		OVERALL		1-12-0		0-0-0		9-8-0							
6-21-0		0-3-0		0-4-0		HOME		1-9-0		0-0-0		6-5-0							
3-7-0		0-0-0		0-1-0		AWAY		0-3-0		0-0-0		3-3-0							
0-0-0		0-0-0		0-0-0		NEUTRAL		0-0-0		0-0-0		0-0-0							
9-13-0		0-3-0		0-2-0		NON-CONFERENCE		1-3-0		0-0-0		9-5-0							
7-12-0		0-3-0		0-1-0		HOME		1-3-0		0-0-0		6-5-0							
3-1-0		0-0-0		0-0-		AWAY		0-0-0		0-0-0		3-0-0							
0-0-0		0-0-0		0-0-0		NEUTRAL		0-0-0		0-0-0		0-0-0							
0-15-0		0-0-0		0-3-0		CONFERENCE		0-9-0		0-0-0		0-3-0							
0-9-0		0-0-0		0-3-0		HOME		0-6-0		0-0-0		0-0-0							
0-6-0		0-0-0		0-0-0		AWAY		0-3-0		0-0-0		0-3-0							
0-0-0		0-0-0		0-0-0		NEUTRAL		0-0-0		0-0-0		0-0-0							
RPI	S	Opponent		Score		RPI	S	Opponent		Score		RPI	S	Opponent		Score			
23	H	Michigan St.		1	6	31	H	San Diego		3	7	65	H	BYU		1	3		
23	H	Michigan St.		5	7	31	H	San Diego		4	7	65	H	BYU		2	8		
23	H	Michigan St.		1	9	31	H	San Diego		3	6	65	H	BYU		2	5		
						41	A	Cal Poly		2	7	74	H	San Diego St.		12	3		
						41	H	Cal Poly		4	5	74	H	San Diego St.		4	7		
												82	H	Stanford		4	6		
												83	A	Pepperdine		5	7		
												83	A	Pepperdine		3	4		
												83	A	Pepperdine		4	19		
												87	H	California		1	3		
												91	H	San Francisco		3	4		
												91	H	San Francisco		3	5		
												91	H	San Francisco		5	7		

Non-Div. I Games:

Santa Clara

Average RPI Win: 200		WON-LOST RECORD	WINNING PCT. RANK		LAST 10 GAMES	STRENGTH OF SCHEDULE	OPP. STRENGTH OF SCHEDULE	TEAM RPI	ADJ RPI		CONF. RPI	ADJ CONF. RPI
Average RPI Loss: 162												
DIV. I ONLY		8-26-1	.24286	280	1-9-0	192	251	276	.41721	278	22	22
DIV. I NON-CONF.		5-14-1	.275	256	0-3-0	258	277	288	.40141	287	25	25
<hr/>												
TOTALS		RPI 1-25		RPI 26-50		W-L RECORDS		RPI 51-100		RPI 101-150		RPI 150+
8-26-1		0-0-0		0-0-0		OVERALL		0-3-0		2-8-0		6-15-1
3-15-0		0-0-0		0-0-0		HOME		0-0-0		0-7-0		3-8-0
5-11-1		0-0-0		0-0-0		AWAY		0-3-0		2-1-0		3-7-1
0-0-0		0-0-0		0-0-0		NEUTRAL		0-0-0		0-0-0		0-0-0
5-14-1		0-0-0		0-0-0		NON-CONFERENCE		0-0-0		0-4-0		5-10-1
2-7-0		0-0-0		0-0-0		HOME		0-0-0		0-4-0		2-3-0
3-7-1		0-0-0		0-0-		AWAY		0-0-0		0-0-0		3-7-1
0-0-0		0-0-0		0-0-0		NEUTRAL		0-0-0		0-0-0		0-0-0
3-12-0		0-0-0		0-0-0		CONFERENCE		0-3-0		2-4-0		1-5-0
1-8-0		0-0-0		0-0-0		HOME		0-0-0		0-3-0		1-5-0
2-4-0		0-0-0		0-0-0		AWAY		0-3-0		2-1-0		0-0-0
0-0-0		0-0-0		0-0-0		NEUTRAL		0-0-0		0-0-0		0-0-0
RPI	S	Opponent	Score	RPI	S	Opponent	Score	RPI	S	Opponent	Score	
						90 A Xavier	3 12			109 H Bryant	1 3	
						90 A Xavier	4 12			109 H Bryant	2 3	
						90 A Xavier	3 4			123 H Saint Louis	2 7	
										123 H Saint Louis	4 14	
										123 H Saint Louis	1 9	
										141 A Rhode Island	6 2	
										141 A Rhode Island	0 4	
										141 A Rhode Island	6 3	
										147 H Buffalo	5 8	
										147 H Buffalo	0 4	
										151 H Butler	2 7	
										151 H Butler	4 9	
										151 H Butler	4 8	
										155 H VCU	1 8	
										155 H VCU	4 1	
										155 H VCU	2 10	
										168 A Gardner-Webb	3 8	
										168 A Gardner-Webb	0 0	
										199 A Toledo	2 10	
										199 H Toledo	1 6	
										203 H Bradley	3 9	
										210 A Wofford	5 4	
										210 A Wofford	3 4	
										214 A USC Upstate	3 4	
										225 A UNC Greensboro	3 2	
										225 A UNC Greensboro	2 8	
										225 A UNC Greensboro	9 8	
<hr/>												
LAST 10 GAMES												
						155 H VCU	4 1			151 H Butler	4 9	
						155 H VCU	1 8			151 H Butler	4 8	
						155 H VCU	2 10			284 H IPFW	10 18	
						226 A Wright St.	5 7			199 A Toledo	2 10	
						151 H Butler	2 7			90 A Xavier	4 12	

Non-Div. I Games: Baldwin Wallace 6 8

Dayton

RPI	S	Opponent	Score	
226	A	Wright St.	1	5
226	A	Wright St.	5	7
252	H	Oakland	8	5
252	H	Oakland	6	0
284	H	IPFW	10	18

Dayton

D
a
y
t
o
n

D
a
y
t
o
n

Average RPI Win:	179	WON-LOST RECORD		WINNING PCT. RANK		LAST 10 GAMES		STRENGTH OF SCHEDULE		OPP. STRENGTH OF SCHEDULE		TEAM RPI		ADJ RPI		CONF. RPI		ADJ CONF. RPI	
DIV. I ONLY		13-28-0		.31707	253	1-9-0		248		157		279		.41719	279	18		18	
DIV. I NON-CONF.		11-11-0		.5	137	1-0-0		229		49		186		.48235	185	20		20	
<hr/>																			
TOTALS		RPI 1-25		RPI 26-50		W-L RECORDS		RPI 51-100		RPI 101-150		RPI 150+							
13-28-0		0-0-0		2-3-0		OVERALL		0-2-0		3-8-0		8-15-0							
9-13-0		0-0-0		2-1-0		HOME		0-0-0		3-7-0		4-5-0							
4-15-0		0-0-0		0-2-0		AWAY		0-2-0		0-1-0		4-10-0							
0-0-0		0-0-0		0-0-0		NEUTRAL		0-0-0		0-0-0		0-0-0							
11-11-0		0-0-0		2-3-0		NON-CONFERENCE		0-2-0		3-4-0		6-2-0							
8-4-0		0-0-0		2-1-0		HOME		0-0-0		3-3-0		3-0-0							
3-7-0		0-0-0		0-0-		AWAY		0-2-0		0-1-0		3-2-0							
0-0-0		0-0-0		0-0-0		NEUTRAL		0-0-0		0-0-0		0-0-0							
2-17-0		0-0-0		0-0-0		CONFERENCE		0-0-0		0-4-0		2-13-0							
1-9-0		0-0-0		0-0-0		HOME		0-0-0		0-4-0		1-5-0							
1-8-0		0-0-0		0-0-0		AWAY		0-0-0		0-0-0		1-8-0							
0-0-0		0-0-0		0-0-0		NEUTRAL		0-0-0		0-0-0		0-0-0							
RPI	S	Opponent	Score	RPI	S	Opponent	Score	RPI	S	Opponent	Score	RPI	S	Opponent	Score				
				35	H	Nebraska	5 0	85	A	Baylor	4 5	135	A	Stephen F. Austin	5 10				
				35	H	Nebraska	2 3	85	A	Baylor	2 4	135	H	Stephen F. Austin	7 3				
				35	H	Nebraska	2 1					135	H	Stephen F. Austin	2 3				
				45	A	Rice	2 4					135	H	Stephen F. Austin	12 2				
				45	A	Rice	5 7					136	H	Oral Roberts	2 0				
												136	H	Oral Roberts	4 5				
												136	H	Oral Roberts	3 9				
												149	H	New Mexico St.	1 5				
												149	H	New Mexico St.	4 6				
												149	H	New Mexico St.	4 10				
												149	H	New Mexico St.	1 4				
												164	A	Texas-Arlington	3 9				
												164	A	Texas-Arlington	6 7				
												164	A	Texas-Arlington	3 4				
												164	H	Texas-Arlington	0 11				
												164	H	Texas-Arlington	1 3				
												164	H	Texas-Arlington	1 7				
												170	A	UALR	6 3				
												170	H	UALR	4 3				
												174	A	Texas St.	5 9				
												174	A	Texas St.	6 13				
												174	A	Texas St.	0 1				
				LAST 10 GAMES															
				149	H	New Mexico St.	1 5	174	A	Texas St.	6 13	205	A	Northwestern St.	3 1				
				149	H	New Mexico St.	1 4	174	A	Texas St.	5 9	218	A	McNeese St.	5 6				
				149	H	New Mexico St.	4 6	174	A	Texas St.	0 1	218	A	McNeese St.	0 2				
				149	H	New Mexico St.	4 10	266	A	San Jose St.	8 12	218	A	McNeese St.	6 0				
				205	A	Northwestern St.	3 1	266	A	San Jose St.	1 7	257	H	Seattle	5 2				

Non-Div. I Games:

Louisiana Tech

RPI	S	Opponent	Score	
257	H	Seattle	8	12
257	H	Seattle	4	7
266	A	San Jose St.	8	12
266	A	San Jose St.	1	7
266	A	San Jose St.	6	2
282	H	Grambling	6	0
285	H	Alcorn	9	1

Louisiana Tech

L
o
u
i
s
i
a
n
a
T
e
c
h

L
o
u
i
s
i
a
n
a
T
e
c
h

Average RPI Win: 230		WON-LOST	WINNING	LAST 10	STRENGTH OF	OPP. STRENGTH	TEAM	ADJ	CONF.	ADJ CONF.					
Average RPI Loss: 159		RECORD	PCT. RANK	GAMES	SCHEDULE	OF SCHEDULE	RPI	RPI	RPI	RPI					
DIV. I ONLY		9-21-0	.3	264	5-5-0	240	233	280	.41703	280	22	22			
DIV. I NON-CONF.		6-12-0	.33333	227	3-1-0	207	195	257	.43548	256	25	25			
<hr/>															
TOTALS		RPI 1-25		RPI 26-50		W-L RECORDS		RPI 51-100		RPI 101-150		RPI 150+			
9-21-0		0-0-0		0-3-0		OVERALL		0-4-0		1-4-0		8-11-0			
7-2-0		0-0-0		0-0-0		HOME		0-0-0		0-0-0		7-2-0			
1-15-0		0-0-0		0-2-0		AWAY		0-3-0		1-4-0		0-7-0			
1-4-0		0-0-0		0-1-0		NEUTRAL		0-1-0		0-0-0		1-2-0			
<hr/>															
6-12-0		0-0-0		0-3-0		NON-CONFERENCE		0-4-0		0-2-0		6-4-0			
5-1-0		0-0-0		0-0-0		HOME		0-0-0		0-0-0		5-1-0			
0-8-0		0-0-0		0-0-		AWAY		0-3-0		0-2-0		0-1-0			
1-4-0		0-0-0		0-1-0		NEUTRAL		0-1-0		0-0-0		1-2-0			
<hr/>															
3-9-0		0-0-0		0-0-0		CONFERENCE		0-0-0		1-2-0		2-7-0			
2-1-0		0-0-0		0-0-0		HOME		0-0-0		0-0-0		2-1-0			
1-8-0		0-0-0		0-0-0		AWAY		0-0-0		1-2-0		0-6-0			
0-0-0		0-0-0		0-0-0		NEUTRAL		0-0-0		0-0-0		0-0-0			
<hr/>															
RPI	S	Opponent	Score	RPI	S	Opponent	Score	RPI	S	Opponent	Score				
				28	N	Notre Dame	4 9	68	A	Lamar	2 4	103	A	Connecticut	4 5
				50	A	Seton Hall	5 11	68	A	Lamar	0 8	137	A	Northeastern	1 3
				50	A	Seton Hall	0 9	68	A	Lamar	2 10	141	A	Rhode Island	1 3
								75	N	Tennessee	4 6	141	A	Rhode Island	2 0
												141	A	Rhode Island	2 9
												178	N	Manhattan	1 7
												178	N	Manhattan	1 2
												184	H	Boston College	11 6
												192	H	Central Conn. St.	9 5
												200	A	Siena	4 8
												220	H	Hartford	4 3
												236	A	La Salle	2 6
												236	A	La Salle	7 9
												236	A	La Salle	5 17
												251	H	St. Bonaventure	9 3
												251	H	St. Bonaventure	6 5
												251	H	St. Bonaventure	3 4
												264	A	George Washington	1 7
												264	A	George Washington	1 4
												264	A	George Washington	0 1
												271	H	NJIT	6 7
												271	H	NJIT	1 0
												271	H	NJIT	10 4
												290	N	Ohio	7 6
<hr/>															
LAST 10 GAMES															
				103	A	Connecticut	4 5	192	H	Central Conn. St.	9 5	271	H	NJIT	10 4
				236	A	La Salle	2 6	251	H	St. Bonaventure	6 5	290	N	Ohio	7 6
				236	A	La Salle	7 9	251	H	St. Bonaventure	3 4				
				236	A	La Salle	5 17	251	H	St. Bonaventure	9 3				
				220	H	Hartford	4 3	184	H	Boston College	11 6				

Non-Div. I Games:

Massachusetts

Average RPI Win:		164	WON-LOST RECORD		WINNING PCT. RANK		LAST 10 GAMES		STRENGTH OF SCHEDULE		OPP. STRENGTH OF SCHEDULE		TEAM RPI		ADJ RPI		CONF. RPI		ADJ CONF. RPI								
DIV. I ONLY			3-37-0		.075	298	2-8-0		43		246		281		.41688		281	28		28							
DIV. I NON-CONF.			0-22-0		0	296	1-3-0		6		223		269		.42958		268	28		28							
TOTALS		RPI 1-25		RPI 26-50		W-L RECORDS		RPI 51-100		RPI 101-150		RPI 150+															
3-37-0		1-2-0		0-2-0		OVERALL		0-9-0		0-10-0		3-14-0															
2-12-0		1-0-0		0-2-0		HOME		0-1-0		0-5-0		2-4-0															
1-25-0		0-2-0		0-0-0		AWAY		0-8-0		0-5-0		1-10-0															
0-0-0		0-0-0		0-0-0		NEUTRAL		0-0-0		0-0-0		0-0-0															
0-22-0		1-2-0		0-2-0		NON-CONFERENCE		0-9-0		0-4-0		0-5-0															
1-5-0		1-0-0		0-2-0		HOME		0-1-0		0-2-0		0-0-0															
0-17-0		0-2-0		0-0-		AWAY		0-8-0		0-2-0		0-5-0															
0-0-0		0-0-0		0-0-0		NEUTRAL		0-0-0		0-0-0		0-0-0															
3-15-0		0-0-0		0-0-0		CONFERENCE		0-0-0		0-6-0		3-9-0															
2-7-0		0-0-0		0-0-0		HOME		0-0-0		0-3-0		2-4-0															
1-8-0		0-0-0		0-0-0		AWAY		0-0-0		0-3-0		1-5-0															
0-0-0		0-0-0		0-0-0		NEUTRAL		0-0-0		0-0-0		0-0-0															
RPI	S	Opponent		Score		RPI	S	Opponent		Score		RPI	S	Opponent		Score											
21	A	Mercer		3	18	36	H	Fla. Atlantic		3	15	57	A	Troy		1	11	106	A	FIU		4	7				
21	A	Mercer		1	11	36	H	Fla. Atlantic		3	8	57	A	Troy		5	22	106	A	FIU		4	8				
21	H	Mercer		11	5							57	A	Troy		2	12	107	A	Bethune-Cookman		6	8				
												57	A	Troy		2	8	107	A	Bethune-Cookman		0	7				
												62	A	North Florida		0	2	107	A	Bethune-Cookman		2	3				
												62	H	North Florida		2	5	107	H	Bethune-Cookman		0	4				
												96	A	South Fla.		4	11	107	H	Bethune-Cookman		3	16				
												96	A	South Fla.		2	11	107	H	Bethune-Cookman		1	4				
												96	A	South Fla.		3	11	150	H	Maine		0	5				
																		150	H	Maine		2	6				
																		154	A	UCF		4	6				
																		154	A	UCF		2	5				
																		189	A	Savannah St.		0	9				
																		189	A	Savannah St.		5	4				
																		189	A	Savannah St.		0	5				
																		189	H	Savannah St.		6	5				
																		189	H	Savannah St.		3	4				
																		189	H	Savannah St.		2	7				
																		191	A	Stetson		4	9				
																		227	A	N.C. Central		4	5				
																		227	A	N.C. Central		2	3				
																		227	A	N.C. Central		4	5				
						LAST 10 GAMES												254	A	Alabama St.		2	11				
						21 H Mercer						11	5	189 A Savannah St.						0	5	254	A	Alabama St.		1	14
						254 A Alabama St.						2	11	62 A North Florida						0	2	258	H	N.C. A&T		3	12
						254 A Alabama St.						1	14	107 H Bethune-Cookman						0	4	258	H	N.C. A&T		3	2
						189 A Savannah St.						0	9	107 H Bethune-Cookman						1	4	258	H	N.C. A&T		7	12
						189 A Savannah St.						5	4	107 H Bethune-Cookman						3	16						

Non-Div. I Games:

Florida A&M

Average RPI Win: 239		WON-LOST RECORD		WINNING PCT. RANK		LAST 10 GAMES		STRENGTH OF SCHEDULE		OPP. STRENGTH OF SCHEDULE		TEAM RPI		ADJ RPI		CONF. RPI		ADJ CONF. RPI			
DIV. I ONLY		14-25-0		.35897 231		3-7-0		278		237		282		.41379 282		32		32			
DIV. I NON-CONF.		6-12-0		.33333 227		0-2-0		245		104		248		.44199 246		29		30			
TOTALS		RPI 1-25		RPI 26-50		W-L RECORDS		RPI 51-100		RPI 101-150		RPI 150+									
14-25-0		0-2-0		0-2-0		OVERALL		0-0-0		0-2-0		14-19-0									
10-8-0		0-0-0		0-1-0		HOME		0-0-0		0-1-0		10-6-0									
4-17-0		0-2-0		0-1-0		AWAY		0-0-0		0-1-0		4-11-0									
0-0-0		0-0-0		0-0-0		NEUTRAL		0-0-0		0-0-0		0-0-0									
6-12-0		0-2-0		0-2-0		NON-CONFERENCE		0-0-0		0-2-0		6-6-0									
4-2-0		0-0-0		0-1-0		HOME		0-0-0		0-1-0		4-0-0									
2-10-0		0-2-0		0-0-		AWAY		0-0-0		0-1-0		2-6-0									
0-0-0		0-0-0		0-0-0		NEUTRAL		0-0-0		0-0-0		0-0-0									
8-13-0		0-0-0		0-0-0		CONFERENCE		0-0-0		0-0-0		8-13-0									
6-6-0		0-0-0		0-0-0		HOME		0-0-0		0-0-0		6-6-0									
2-7-0		0-0-0		0-0-0		AWAY		0-0-0		0-0-0		2-7-0									
0-0-0		0-0-0		0-0-0		NEUTRAL		0-0-0		0-0-0		0-0-0									
RPI	S	Opponent		Score		RPI	S	Opponent		Score		RPI	S	Opponent		Score					
2	A	LSU		0 4		32	A	Central Ark.		0 30		135	A	Stephen F. Austin		3 8					
10	A	Mississippi St.		0 2		32	H	Central Ark.		1 10		135	H	Stephen F. Austin		4 9					
												165	A	Georgia St.		9 4					
												165	A	Georgia St.		17 7					
												165	A	Georgia St.		7 8					
												186	A	La.-Monroe		2 3					
												186	H	La.-Monroe		4 0					
												202	H	Texas Southern		7 8					
												202	H	Texas Southern		4 3					
												202	H	Texas Southern		6 10					
												205	A	Northwestern St.		7 8					
												205	A	Northwestern St.		5 11					
												205	A	Northwestern St.		0 6					
												221	A	Ark.-Pine Bluff		4 6					
												221	A	Ark.-Pine Bluff		3 0					
												221	A	Ark.-Pine Bluff		3 8					
												221	H	Ark.-Pine Bluff		5 15					
												221	H	Ark.-Pine Bluff		6 7					
												221	H	Ark.-Pine Bluff		6 5					
												229	A	Southern U.		2 3					
												229	A	Southern U.		3 11					
												229	A	Southern U.		1 2					
LAST 10 GAMES												229	H	Southern U.		7 6					
229 A Southern U.						3 11						221 A Ark.-Pine Bluff	4 6						229 H Southern U.	3 8	
229 A Southern U.						1 2						221 A Ark.-Pine Bluff	3 0						229 H Southern U.	7 10	
229 A Southern U.						2 3						32 A Central Ark.	0 30						229 H Southern U.	9 5	
2 A LSU						0 4						288 H Prairie View	8 2						269 H New Orleans	5 4	
221 A Ark.-Pine Bluff						3 8						288 H Prairie View	10 0						269 H New Orleans		

Non-Div. I Games:

Grambling

Grambling

U
T
M
a
r
t
i
n

UT Martin

RPI	S	Opponent	Score	
272	A	Murray St.	4	5
272	A	Murray St.	13	15
272	A	Murray St.	7	11
284	H	IPFW	1	0
284	H	IPFW	4	3
284	H	IPFW	5	4

UT Martin

Average RPI Win: 220		WON-LOST RECORD	WINNING PCT. RANK	LAST 10 GAMES	STRENGTH OF SCHEDULE	OPP. STRENGTH OF SCHEDULE	TEAM RPI	ADJ RPI		CONF. RPI	ADJ CONF. RPI				
Average RPI Loss: 239															
DIV. I ONLY		13-18-0	.41935 206	5-5-0	298	267	285	.40649	284	27	27				
DIV. I NON-CONF.		8-11-0	.42105 195	1-0-0	297	278	273	.42443	273	26	26				
<hr/>															
TOTALS		RPI 1-25		RPI 26-50		W-L RECORDS		RPI 51-100		RPI 101-150		RPI 150+			
13-18-0		0-0-0		0-0-0		OVERALL		1-0-0		0-0-0		12-18-0			
4-4-0		0-0-0		0-0-0		HOME		0-0-0		0-0-0		4-4-0			
6-12-0		0-0-0		0-0-0		AWAY		0-0-0		0-0-0		6-12-0			
3-2-0		0-0-0		0-0-0		NEUTRAL		1-0-0		0-0-0		2-2-0			
<hr/>															
8-11-0		0-0-0		0-0-0		NON-CONFERENCE		1-0-0		0-0-0		7-11-0			
0-0-0		0-0-0		0-0-0		HOME		0-0-0		0-0-0		0-0-0			
5-9-0		0-0-0		0-0-		AWAY		0-0-0		0-0-0		5-9-0			
3-2-0		0-0-0		0-0-0		NEUTRAL		1-0-0		0-0-0		2-2-0			
<hr/>															
5-7-0		0-0-0		0-0-0		CONFERENCE		0-0-0		0-0-0		5-7-0			
4-4-0		0-0-0		0-0-0		HOME		0-0-0		0-0-0		4-4-0			
1-3-0		0-0-0		0-0-0		AWAY		0-0-0		0-0-0		1-3-0			
0-0-0		0-0-0		0-0-0		NEUTRAL		0-0-0		0-0-0		0-0-0			
<hr/>															
RPI	S	Opponent	Score	RPI	S	Opponent	Score	RPI	S	Opponent	Score				
								95	N	Indiana St.	2 0				
								151	N	Butler	4 3				
								151	N	Butler	2 1				
								151	N	Butler	0 1				
								158	H	South Dakota St.	11 14				
								158	H	South Dakota St.	1 0				
								204	H	North Dakota St.	4 6				
								204	H	North Dakota St.	4 3				
								219	A	Ball St.	3 4				
								219	A	Ball St.	2 9				
								219	A	Ball St.	2 3				
								233	A	Neb. Omaha	0 2				
								233	A	Neb. Omaha	3 6				
								248	A	Western Ill.	3 2				
								248	A	Western Ill.	1 2				
								252	H	Oakland	0 5				
								252	H	Oakland	1 9				
								252	H	Oakland	5 4				
								252	H	Oakland	5 4				
								253	N	Morehead St.	6 11				
								254	A	Alabama St.	11 8				
								254	A	Alabama St.	4 3				
								LAST 10 GAMES				254	A	Alabama St.	0 2
												252	H	Oakland	0 5
												252	H	Oakland	1 9
252	H	Oakland	5 4												
252	H	Oakland	5 4												
204	H	North Dakota St.	4 3												
				204	H	North Dakota St.	4 6								
				158	H	South Dakota St.	1 0								
				158	H	South Dakota St.	11 14								
				278	A	Dayton	18 10								
				248	A	Western Ill.	1 2								
				273	A	SIU Edwardsville	1 2								
				273	A	SIU Edwardsville	7 6								
				278	A	Dayton	18 10								
				283	A	UT Martin	0 1								
				283	A	UT Martin	3 4								
Non-Div. I Games:		Bethel (IN)	10 0	Anderson (IN)	7 5	Taylor (IN)	7 5	Bethel (IN)	16 11	IPFW					

RPI	S	Opponent	Score	
283	A	UT Martin	4	5
293	A	Alabama A&M	7	6
293	A	Alabama A&M	6	7

IPFW

I
P
F
W

I
P
F
W

[illegible]

Non-Div. I Games:

Alcorn

Average RPI Win:	266	WON-LOST	WINNING	LAST 10	STRENGTH OF	OPP. STRENGTH	TEAM	ADJ	CONF.	ADJ CONF.	
Average RPI Loss:	207	RECORD	PCT. RANK	GAMES	SCHEDULE	OF SCHEDULE	RPI	RPI	RPI	RPI	
DIV. I ONLY	12-25-0	.32432	251	3-7-0	266	298	287	.4005	286	28	28
DIV. I NON-CONF.	5-12-0	.29412	248	2-2-0	225	298	282	.41175	281	28	28
<hr/>											
TOTALS	RPI 1-25	RPI 26-50		W-L RECORDS		RPI 51-100		RPI 101-150		RPI 150+	
12-25-0	0-0-0	0-0-0		OVERALL		1-4-0		0-0-0		11-22-0	
7-8-0	0-0-0	0-0-0		HOME		0-0-0		0-0-0		7-8-0	
5-13-0	0-0-0	0-0-0		AWAY		1-4-0		0-0-0		4-10-0	
0-4-0	0-0-0	0-0-0		NEUTRAL		0-0-0		0-0-0		0-4-0	
<hr/>											
5-12-0	0-0-0	0-0-0		NON-CONFERENCE		1-4-0		0-0-0		4-9-0	
3-3-0	0-0-0	0-0-0		HOME		0-0-0		0-0-0		3-3-0	
2-6-0	0-0-0	0-0-		AWAY		1-4-0		0-0-0		1-2-0	
0-4-0	0-0-0	0-0-0		NEUTRAL		0-0-0		0-0-0		0-4-0	
<hr/>											
7-13-0	0-0-0	0-0-0		CONFERENCE		0-0-0		0-0-0		7-13-0	
4-5-0	0-0-0	0-0-0		HOME		0-0-0		0-0-0		4-5-0	
3-8-0	0-0-0	0-0-0		AWAY		0-0-0		0-0-0		3-8-0	
0-0-0	0-0-0	0-0-0		NEUTRAL		0-0-0		0-0-0		0-0-0	
<hr/>											
RPI S	Opponent	Score	RPI S	Opponent	Score	RPI S	Opponent	Score	RPI S	Opponent	Score
						59 A	Pittsburgh	6 3	159 A	Richmond	0 13
						59 A	Pittsburgh	4 10	167 A	Delaware St.	0 6
						64 A	Arizona	1 14	167 A	Delaware St.	0 12
						64 A	Arizona	0 16	167 A	Delaware St.	2 10
						64 A	Arizona	9 13	167 H	Delaware St.	4 8
									167 H	Delaware St.	0 7
									167 H	Delaware St.	1 3
									227 A	N.C. Central	1 2
									227 A	N.C. Central	1 11
									239 N	Saint Peter's	2 9
									255 A	UMBC	1 2
									260 A	Navy	10 8
									260 H	Navy	7 6
									270 A	Norfolk St.	2 1
									270 A	Norfolk St.	5 9
									270 A	Norfolk St.	0 6
									270 H	Norfolk St.	4 5
									270 H	Norfolk St.	9 6
									270 H	Norfolk St.	4 7
									271 N	NJIT	1 10
									271 N	NJIT	2 13
									271 N	NJIT	3 4
									276 H	Lehigh	0 1
									276 H	Lehigh	4 9
									276 H	Lehigh	1 7
			295 A	UMES	7 0						
			295 A	UMES	7 6						
			LAST 10 GAMES								
			255 A	UMBC	1 2	59 A	Pittsburgh	6 3			
			270 A	Norfolk St.	2 1	167 A	Delaware St.	0 6			
			270 A	Norfolk St.	5 9	167 A	Delaware St.	0 12			
			270 A	Norfolk St.	0 6	167 A	Delaware St.	2 10			
			59 A	Pittsburgh	4 10	260 H	Navy	7 6			

Non-Div. I Games:

Coppin St.

C o p p i n s t .

C
o
p
p
i
n
s
t
.

Coppin St.

Average RPI Win: 229		WON-LOST	WINNING	LAST 10	STRENGTH OF		OPP. STRENGTH	TEAM	ADJ		CONF.	ADJ CONF.
Average RPI Loss: 199		RECORD	PCT. RANK	GAMES	SCHEDULE		OF SCHEDULE	RPI	RPI		RPI	RPI
DIV. I ONLY		13-27-0	.325	248	2-8-0		262	278	288		.39768	287
DIV. I NON-CONF.		11-17-0	.39286	207	1-3-0		273	291	286		.40785	285
TOTALS		RPI 1-25	RPI 26-50		W-L RECORDS		RPI 51-100		RPI 101-150		RPI 150+	
13-27-0		0-0-0	0-0-0		OVERALL		1-0-0		1-6-0		11-21-0	
11-11-0		0-0-0	0-0-0		HOME		1-0-0		0-4-0		10-7-0	
1-14-0		0-0-0	0-0-0		AWAY		0-0-0		0-0-0		1-14-0	
1-2-0		0-0-0	0-0-0		NEUTRAL		0-0-0		1-2-0		0-0-0	
11-17-0		0-0-0	0-0-0		NON-CONFERENCE		1-0-0		1-3-0		9-14-0	
10-6-0		0-0-0	0-0-0		HOME		1-0-0		0-1-0		9-5-0	
0-9-0		0-0-0	0-0-		AWAY		0-0-0		0-0-0		0-9-0	
1-2-0		0-0-0	0-0-0		NEUTRAL		0-0-0		1-2-0		0-0-0	
2-10-0		0-0-0	0-0-0		CONFERENCE		0-0-0		0-3-0		2-7-0	
1-5-0		0-0-0	0-0-0		HOME		0-0-0		0-3-0		1-2-0	
1-5-0		0-0-0	0-0-0		AWAY		0-0-0		0-0-0		1-5-0	
0-0-0		0-0-0	0-0-0		NEUTRAL		0-0-0		0-0-0		0-0-0	
RPI S	Opponent	Score	RPI S	Opponent	Score	RPI S	Opponent	Score	RPI S	Opponent	Score	
						56 H	Rutgers	15 14	133 H	Hofstra	1 5	
									134 N	Michigan	1 9	
									134 N	Michigan	2 10	
									134 N	Michigan	14 11	
									141 H	Rhode Island	2 4	
									141 H	Rhode Island	3 4	
									141 H	Rhode Island	3 4	
									165 A	Georgia St.	2 5	
									165 A	Georgia St.	3 5	
									165 A	Georgia St.	9 12	
									165 A	Georgia St.	3 9	
									172 H	Sacred Heart	1 9	
									173 A	Saint Joseph's	4 3	
									173 A	Saint Joseph's	2 6	
									173 A	Saint Joseph's	1 11	
									178 A	Manhattan	4 5	
									197 A	Marist	1 7	
									200 A	Siena	2 5	
									236 A	La Salle	2 4	
									236 A	La Salle	1 3	
									236 A	La Salle	2 3	
									239 H	Saint Peter's	1 0	
									239 H	Saint Peter's	8 5	
									239 H	Saint Peter's	4 2	
									242 A	Army	2 8	
									243 H	Wagner	8 1	
									247 A	Stony Brook	2 3	
LAST 10 GAMES												
			264 H	George Washington	2 5	141 H	Rhode Island	2 4	239 H	Saint Peter's	8 5	
			264 H	George Washington	5 1	141 H	Rhode Island	3 4	239 H	Saint Peter's	4 2	
			264 H	George Washington	0 9	141 H	Rhode Island	3 4	242 A	Army	2 8	
			200 A	Siena	2 5	242 A	Army	2 8	243 H	Wagner	8 1	
			292 H	Iona	4 7	56 H	Rutgers	15 14	247 A	Stony Brook	2 3	

Non-Div. I Games:

Fordham

Fordham

Average RPI Win:	245	WON-LOST RECORD	WINNING PCT. RANK	LAST 10 GAMES	STRENGTH OF SCHEDULE	OPP. STRENGTH OF SCHEDULE	TEAM RPI	ADJ RPI	CONF. RPI	ADJ CONF. RPI	
DIV. I ONLY	11-15-0	.42308	204	2-4-0	292	282	283	.39651	288	32	32
DIV. I NON-CONF.	0-4-0	0	296	0-2-0	30	39	280	.39908	288	29	30
<hr/>											
TOTALS	RPI 1-25	RPI 26-50		W-L RECORDS	RPI 51-100		RPI 101-150		RPI 150+		
11-15-0	0-0-0	0-1-0		OVERALL	0-2-0		0-0-0		11-13-0		
5-4-0	0-0-0	0-0-0		HOME	0-0-0		0-0-0		5-5-0		
3-7-0	0-0-0	0-1-0		AWAY	0-2-0		0-0-0		3-3-0		
3-4-0	0-0-0	0-0-0		NEUTRAL	0-0-0		0-0-0		3-4-0		
<hr/>											
0-4-0	0-0-0	0-1-0		NON-CONFERENCE	0-2-0		0-0-0		0-2-0		
0-1-0	0-0-0	0-0-0		HOME	0-0-0		0-0-0		0-1-0		
0-4-0	0-0-0	0-0-		AWAY	0-2-0		0-0-0		0-1-0		
0-0-0	0-0-0	0-0-0		NEUTRAL	0-0-0		0-0-0		0-0-0		
<hr/>											
11-11-0	0-0-0	0-0-0		CONFERENCE	0-0-0		0-0-0		11-11-0		
5-4-0	0-0-0	0-0-0		HOME	0-0-0		0-0-0		5-4-0		
3-3-0	0-0-0	0-0-0		AWAY	0-0-0		0-0-0		3-3-0		
3-4-0	0-0-0	0-0-0		NEUTRAL	0-0-0		0-0-0		3-4-0		
<hr/>											
RPI	S	Opponent	Score	RPI	S	Opponent	Score	RPI	S	Opponent	Score
				34	A	Texas A&M	2 8	68	A	Lamar	1 7
				80	A	Sam Houston St.	8 12	202	A	Texas Southern	8 6
				202	A	Texas Southern	11 2				
				202	A	Texas Southern	6 2				
				202	H	Texas Southern	0 13				
				202	H	Texas Southern	6 3				
				202	H	Texas Southern	11 6				
				202	N	Texas Southern	0 9				
				216	A	Houston Baptist	3 4				
				216	H	Houston Baptist	4 14				
				229	H	Southern U.	1 3				
				229	H	Southern U.	2 8				
				229	H	Southern U.	3 2				
				229	N	Southern U.	4 5				
				254	N	Alabama St.	2 9				
				282	A	Grambling	1 9				
				282	A	Grambling	2 8				
				282	A	Grambling	0 10				
				282	H	Grambling	1 11				
				282	H	Grambling	3 1				
				282	H	Grambling	7 5				
				297	N	Mississippi Val.	6 7				
				297	N	Mississippi Val.	16 3				
				297	N	Mississippi Val.	14 11				
				297	N	Mississippi Val.	5 3				
LAST 10 GAMES											
216	H	Houston Baptist	4 14	282	A	Grambling	2 8	297	N	Mississippi Val.	14 11
202	H	Texas Southern	0 13	282	A	Grambling	0 10	297	N	Mississippi Val.	5 3
202	H	Texas Southern	6 3	282	A	Grambling	1 9				
202	H	Texas Southern	11 6	229	H	Southern U.	2 8				
80	A	Sam Houston St.	8 12	229	H	Southern U.	3 2				
<hr/>											
Non-Div. I Games:	Huston-Tillotson	9 0	Jarvis Christian	5 2	Texas Col.	11 7	Texas Col.	4 1			
	Texas Col.	2 1	Huston-Tillotson	14 11	Huston-Tillotson	5 10	Texas Col.	Prairie View			

Non-Div. I Games:

Jarvis Christian

5

3

Huston-Tillotson

4

3

Prairie View

P
r
a
i
r
i
e
V
i
e
w

P
r
a
i
r
i
e
V
i
e
w

Average RPI Win:	225	WON-LOST	WINNING	LAST 10	STRENGTH OF	OPP. STRENGTH	TEAM	ADJ	CONF.	ADJ CONF.	
Average RPI Loss:	187	RECORD	PCT. RANK	GAMES	SCHEDULE	OF SCHEDULE	RPI	RPI	RPI	RPI	
DIV. I ONLY	8-26-0	.23529	283	5-5-0	217	292	289	.39536	289	26	26
DIV. I NON-CONF.	4-10-0	.28571	253	2-0-0	242	296	287	.40648	286	27	27
<hr/>											
TOTALS	RPI 1-25	RPI 26-50		W-L RECORDS		RPI 51-100		RPI 101-150		RPI 150+	
8-26-0	0-0-0	0-3-0		OVERALL		0-0-0		0-5-0		9-18-0	
5-12-0	0-0-0	0-0-0		HOME		0-0-0		0-4-0		6-8-0	
2-13-0	0-0-0	0-3-0		AWAY		0-0-0		0-1-0		2-9-0	
1-1-0	0-0-0	0-0-0		NEUTRAL		0-0-0		0-0-0		1-1-0	
<hr/>											
4-10-0	0-0-0	0-3-0		NON-CONFERENCE		0-0-0		0-1-0		5-6-0	
3-3-0	0-0-0	0-0-0		HOME		0-0-0		0-0-0		3-3-0	
1-6-0	0-0-0	0-0-		AWAY		0-0-0		0-1-0		1-2-0	
1-1-0	0-0-0	0-0-0		NEUTRAL		0-0-0		0-0-0		1-1-0	
<hr/>											
4-16-0	0-0-0	0-0-0		CONFERENCE		0-0-0		0-4-0		4-12-0	
3-9-0	0-0-0	0-0-0		HOME		0-0-0		0-4-0		3-5-0	
1-7-0	0-0-0	0-0-0		AWAY		0-0-0		0-0-0		1-7-0	
0-0-0	0-0-0	0-0-0		NEUTRAL		0-0-0		0-0-0		0-0-0	
<hr/>											
RPI S	Opponent	Score	RPI S	Opponent	Score	RPI S	Opponent	Score	RPI S	Opponent	Score
			46 A	Campbell	5 15				109 H	Bryant	3 12
			46 A	Campbell	3 15				109 H	Bryant	1 7
			46 A	Campbell	4 10				109 H	Bryant	4 8
									109 H	Bryant	1 9
									140 A	St. John's (NY)	2 12
									162 H	Monmouth	6 5
									162 H	Monmouth	7 5
									162 H	Monmouth	3 8
									162 H	Monmouth	2 8
									189 A	Savannah St.	0 6
									189 A	Savannah St.	8 2
									192 A	Central Conn. St.	3 6
									192 A	Central Conn. St.	1 7
									192 A	Central Conn. St.	3 9
									192 A	Central Conn. St.	2 5
			200 H	Siena	1 0				200 H	Siena	1 0
			239 H	Saint Peter's	5 1				239 H	Saint Peter's	5 1
			242 H	Army	4 6				242 H	Army	4 6
			243 A	Wagner	0 10				243 A	Wagner	0 10
			243 A	Wagner	3 5				243 A	Wagner	3 5
			243 A	Wagner	3 8				243 A	Wagner	3 8
			243 A	Wagner	13 12				243 A	Wagner	13 12
			247 A	Stony Brook	5 6				247 A	Stony Brook	5 6
			259 H	LIU Brooklyn	2 4				259 H	LIU Brooklyn	2 4
			259 H	LIU Brooklyn	3 9				259 H	LIU Brooklyn	3 9
			259 H	LIU Brooklyn	4 3				259 H	LIU Brooklyn	4 3
			259 H	LIU Brooklyn	9 11				259 H	LIU Brooklyn	9 11
			259 H	LIU Brooklyn	2 4				259 H	LIU Brooklyn	2 4
			259 H	LIU Brooklyn	9 11				259 H	LIU Brooklyn	9 11
			<hr/>								
LAST 10 GAMES											
200 H	Siena	1 0	239 H	Saint Peter's	5 1	247 A	Stony Brook	5 6	259 H	LIU Brooklyn	2 4
162 H	Monmouth	6 5	259 H	LIU Brooklyn	9 11	259 H	LIU Brooklyn	2 4	259 H	LIU Brooklyn	2 4
162 H	Monmouth	7 5	259 H	LIU Brooklyn	4 3	259 H	LIU Brooklyn	3 9	259 H	LIU Brooklyn	3 9
162 H	Monmouth	3 8	259 H	LIU Brooklyn	3 9	259 H	LIU Brooklyn	4 3	259 H	LIU Brooklyn	4 3
162 H	Monmouth	2 8	259 H	LIU Brooklyn	2 4	259 H	LIU Brooklyn	9 11	259 H	LIU Brooklyn	9 11

Non-Div. I Games:

Fairleigh Dickinson

RPI	S	Opponent	Score	
270	N	Norfolk St.	2	15
270	N	Norfolk St.	4	3
298	H	NYIT	10	4
298	H	NYIT	2	6
298	H	NYIT	1	2

Fairleigh Dickinson

F
a
i
r
l
e
i
g
h
D
i
c
k
i
n
s
o
n

F
a
i
r
l
e
i
g
h
D
i
c
k
i
n
s
o
n

Average RPI Win: 194		WON-LOST	WINNING	LAST 10	STRENGTH OF		OPP. STRENGTH	TEAM	ADJ	CONF.	ADJ CONF.
Average RPI Loss: 160		RECORD	PCT. RANK	GAMES	SCHEDULE		OF SCHEDULE	RPI	RPI	RPI	RPI
DIV. I ONLY		9-28-0	.24324	277	4-6-0		249	215	290	.39388	290
DIV. I NON-CONF.		4-18-0	.18182	277	1-0-0		205	226	289	.3976	289
TOTALS		RPI 1-25	RPI 26-50		W-L RECORDS		RPI 51-100		RPI 101-150		RPI 150+
9-28-0		0-1-0	0-2-0		OVERALL		0-5-0		2-6-0		7-14-0
5-14-0		0-0-0	0-0-0		HOME		0-5-0		0-0-0		5-9-0
3-8-0		0-0-0	0-1-0		AWAY		0-0-0		2-4-0		1-3-0
1-6-0		0-1-0	0-1-0		NEUTRAL		0-0-0		0-2-0		1-2-0
4-18-0		0-1-0	0-2-0		NON-CONFERENCE		0-5-0		1-4-0		3-6-0
2-8-0		0-0-0	0-0-0		HOME		0-5-0		0-0-0		2-3-0
1-4-0		0-0-0	0-0-		AWAY		0-0-0		1-2-0		0-1-0
1-6-0		0-1-0	0-1-0		NEUTRAL		0-0-0		0-2-0		1-2-0
5-10-0		0-0-0	0-0-0		CONFERENCE		0-0-0		1-2-0		4-8-0
3-6-0		0-0-0	0-0-0		HOME		0-0-0		0-0-0		3-6-0
2-4-0		0-0-0	0-0-0		AWAY		0-0-0		1-2-0		1-2-0
0-0-0		0-0-0	0-0-0		NEUTRAL		0-0-0		0-0-0		0-0-0
RPI S	Opponent	Score	RPI S	Opponent	Score	RPI S	Opponent	Score	RPI S	Opponent	Score
15 N	Virginia Tech	2 8	27 A	Kentucky	3 6	90 H	Xavier	10 15	101 A	Kent St.	6 3
			48 N	Illinois	6 11	93 H	Canisius	0 12	101 A	Kent St.	5 6
						93 H	Canisius	2 6	101 A	Kent St.	3 10
						93 H	Canisius	7 10	116 A	Belmont	1 5
						93 H	Canisius	8 16	132 A	High Point	1 4
									132 A	High Point	10 7
									141 N	Rhode Island	0 3
									149 N	New Mexico St.	0 7
									184 N	Boston College	8 1
									185 A	Eastern Mich.	6 13
									185 A	Eastern Mich.	4 5
									185 A	Eastern Mich.	5 3
									199 H	Toledo	9 3
									199 H	Toledo	5 8
									199 H	Toledo	2 5
									211 H	Northern Ill.	2 11
									211 H	Northern Ill.	5 4
									211 H	Northern Ill.	3 10
									222 N	Valparaiso	0 1
									234 H	Eastern Ky.	10 3
									244 H	Akron	2 4
									244 H	Akron	4 2
									244 H	Akron	8 11
									245 A	Cincinnati	1 4
									249 H	Youngstown St.	15 20
									252 H	Oakland	4 6
									252 H	Oakland	12 3
LAST 10 GAMES			211 H	Northern Ill.	3 10	244 H	Akron	2 4	244 H	Akron	8 11
			211 H	Northern Ill.	2 11	234 H	Eastern Ky.	10 3	245 A	Cincinnati	1 4
			211 H	Northern Ill.	5 4	101 A	Kent St.	3 10	249 H	Youngstown St.	15 20
			244 H	Akron	4 2	101 A	Kent St.	6 3	252 H	Oakland	4 6
			244 H	Akron	8 11	101 A	Kent St.	5 6	252 H	Oakland	12 3

Non-Div. I Games:

Ohio

RPI	S	Opponent	Score	
252	H	Oakland	2	6
280	N	Massachusetts	6	7

Ohio

O
h
i
o

O
h
i
o

Average RPI Win: 259		WON-LOST	WINNING	LAST 10	STRENGTH OF		OPP. STRENGTH	TEAM	ADJ		CONF.	ADJ CONF.
Average RPI Loss: 191		RECORD	PCT. RANK	GAMES	SCHEDULE		OF SCHEDULE	RPI	RPI		RPI	RPI
DIV. I ONLY		7-34-0	.17073	288	1-9-0		200	295	291	.39008	291	29
DIV. I NON-CONF.		3-22-0	.12	290	0-2-0		196	290	292	.39428	291	31
TOTALS		RPI 1-25	RPI 26-50		W-L RECORDS		RPI 51-100		RPI 101-150		RPI 150+	
7-34-0		0-0-0	0-4-0		OVERALL		0-4-0		0-1-0		7-25-0	
3-15-0		0-0-0	0-1-0		HOME		0-1-0		0-0-0		3-13-0	
4-18-0		0-0-0	0-3-0		AWAY		0-3-0		0-1-0		4-11-0	
0-1-0		0-0-0	0-0-0		NEUTRAL		0-0-0		0-0-0		0-1-0	
3-22-0		0-0-0	0-4-0		NON-CONFERENCE		0-4-0		0-1-0		3-13-0	
0-6-0		0-0-0	0-1-0		HOME		0-1-0		0-0-0		0-4-0	
3-15-0		0-0-0	0-0-		AWAY		0-3-0		0-1-0		3-8-0	
0-1-0		0-0-0	0-0-0		NEUTRAL		0-0-0		0-0-0		0-1-0	
4-12-0		0-0-0	0-0-0		CONFERENCE		0-0-0		0-0-0		4-12-0	
3-9-0		0-0-0	0-0-0		HOME		0-0-0		0-0-0		3-9-0	
1-3-0		0-0-0	0-0-0		AWAY		0-0-0		0-0-0		1-3-0	
0-0-0		0-0-0	0-0-0		NEUTRAL		0-0-0		0-0-0		0-0-0	
RPI S	Opponent	Score	RPI S	Opponent	Score	RPI S	Opponent	Score	RPI S	Opponent	Score	
			46 A	Campbell	6 17	56 H	Rutgers	8 14	118 A	Rider	3 5	
			46 A	Campbell	3 8	62 A	North Florida	1 7	193 N	Georgetown	3 8	
			46 A	Campbell	2 7	62 A	North Florida	5 7	201 H	Holy Cross	4 23	
			50 H	Seton Hall	2 11	62 A	North Florida	1 7	201 H	Holy Cross	0 3	
									201 H	Holy Cross	8 7	
									201 H	Holy Cross	5 11	
									208 A	Penn	8 6	
									208 A	Penn	6 7	
									208 H	Penn	1 8	
									208 H	Penn	1 8	
									208 H	Penn	5 12	
									232 A	Temple	3 10	
									236 A	La Salle	6 9	
									236 H	La Salle	2 6	
									238 A	Davidson	3 9	
									238 A	Davidson	6 13	
									242 H	Army	1 2	
									242 H	Army	1 2	
									242 H	Army	4 9	
									242 H	Army	4 8	
									243 A	Wagner	0 6	
									260 A	Navy	2 7	
									260 A	Navy	0 1	
									260 A	Navy	3 4	
									260 A	Navy	7 6	
									276 H	Lehigh	10 6	
									276 H	Lehigh	4 7	
LAST 10 GAMES			260 A	Navy	0 1	242 H	Army	4 8	260 A	Navy	0 1	
			260 A	Navy	2 7	242 H	Army	4 9	260 A	Navy	3 4	
			260 A	Navy	3 4	242 H	Army	1 2	260 A	Navy	7 6	
			260 A	Navy	7 6	242 H	Army	1 2	276 H	Lehigh	10 6	
			56 H	Rutgers	8 14	236 A	La Salle	6 9	276 H	Lehigh	4 7	

Non-Div. I Games:

Lafayette

RPI	S	Opponent	Score	
276	H	Lehigh	0	8
276	H	Lehigh	10	5
295	A	UMES	15	1
295	A	UMES	4	5
295	A	UMES	3	10
295	A	UMES	7	6

Lafayette

L
a
f
a
y
e
t
t
e

L
a
f
a
y
e
t
t
e

I
o
n
a

Iona

RPI	S	Opponent	Score	
294	A	Mt. St. Mary's	5	10
294	A	Mt. St. Mary's	5	4
294	A	Mt. St. Mary's	7	10

Iona

I
o
n
a

I
o
n
a

Average RPI Win: 259		WON-LOST	WINNING	LAST 10	STRENGTH OF		OPP. STRENGTH	TEAM	ADJ		CONF.	ADJ CONF.			
Average RPI Loss: 202		RECORD	PCT. RANK	GAMES	SCHEDULE		OF SCHEDULE	RPI	RPI	RPI	RPI				
DIV. I ONLY		3-34-0	.08108	297	0-10-0		186	296	293	.36621	293	32	32		
DIV. I NON-CONF.		2-21-0	.08696	293	0-5-0		125	283	291	.39212	292	29	30		
TOTALS		RPI 1-25	RPI 26-50		W-L RECORDS		RPI 51-100		RPI 101-150		RPI 150+				
3-34-0		0-0-0	0-0-0		OVERALL		0-5-0		0-5-0		3-24-0				
2-12-0		0-0-0	0-0-0		HOME		0-1-0		0-1-0		2-10-0				
1-22-0		0-0-0	0-0-0		AWAY		0-4-0		0-3-0		1-13-0				
0-0-0		0-0-0	0-0-0		NEUTRAL		0-0-0		0-0-0		0-0-0				
2-21-0		0-0-0	0-0-0		NON-CONFERENCE		0-5-0		0-5-0		2-11-0				
1-5-0		0-0-0	0-0-0		HOME		0-1-0		0-1-0		1-3-0				
1-16-0		0-0-0	0-0-		AWAY		0-4-0		0-4-0		1-8-0				
0-0-0		0-0-0	0-0-0		NEUTRAL		0-0-0		0-0-0		0-0-0				
1-13-0		0-0-0	0-0-0		CONFERENCE		0-0-0		0-0-0		1-13-0				
1-7-0		0-0-0	0-0-0		HOME		0-0-0		0-0-0		1-7-0				
0-6-0		0-0-0	0-0-0		AWAY		0-0-0		0-0-0		0-6-0				
0-0-0		0-0-0	0-0-0		NEUTRAL		0-0-0		0-0-0		0-0-0				
RPI	S	Opponent	Score	RPI	S	Opponent	Score	RPI	S	Opponent	Score	RPI	S	Opponent	Score
										</					

Non-Div. I Games: North Ala. 1 6

Alabama A&M

RPI	S	Opponent	Score	
272	A	Murray St.	1	11
284	H	IPFW	7	6
284	H	IPFW	6	7
285	H	Alcorn	10	6
285	H	Alcorn	5	11

Alabama A&M

A
l
a
b
a
m
a
A
&
M

A
l
a
b
a
m
a
A
&
M

RPI	S	Opponent	Score	
292	H	Iona	10	7
292	H	Iona	4	5

Mt. St. Mary's

M
t
.
S
t
.
M
a
r
y
'
s

M
t
.
S
t
.
M
a
r
y
'
s

UMES

Average RPI Win: 270		WON-LOST	WINNING	LAST 10	STRENGTH OF		OPP. STRENGTH	TEAM	ADJ	CONF.	ADJ CONF.						
Average RPI Loss: 221		RECORD	PCT. RANK	GAMES	SCHEDULE		OF SCHEDULE	RPI	RPI	RPI	RPI						
DIV. I ONLY		6-35-0	.14634	292	1-9-0		284	290	296	.34222	295	28	28				
DIV. I NON-CONF.		3-20-0	.13043	289	0-2-0		287	282	298	.3363	298	28	28				
TOTALS		RPI 1-25	RPI 26-50		W-L RECORDS		RPI 51-100		RPI 101-150		RPI 150+						
6-35-0		0-0-0	0-0-0		OVERALL		0-0-0		0-5-0		6-30-0						
4-20-0		0-0-0	0-0-0		HOME		0-0-0		0-0-0		4-20-0						
2-13-0		0-0-0	0-0-0		AWAY		0-0-0		0-3-0		2-10-0						
0-2-0		0-0-0	0-0-0		NEUTRAL		0-0-0		0-2-0		0-0-0						
3-20-0		0-0-0	0-0-0		NON-CONFERENCE		0-0-0		0-5-0		3-15-0						
2-13-0		0-0-0	0-0-0		HOME		0-0-0		0-0-0		2-13-0						
1-5-0		0-0-0	0-0-		AWAY		0-0-0		0-3-0		1-2-0						
0-2-0		0-0-0	0-0-0		NEUTRAL		0-0-0		0-2-0		0-0-0						
3-15-0		0-0-0	0-0-0		CONFERENCE		0-0-0		0-0-0		3-15-0						
2-7-0		0-0-0	0-0-0		HOME		0-0-0		0-0-0		2-7-0						
1-8-0		0-0-0	0-0-0		AWAY		0-0-0		0-0-0		1-8-0						
0-0-0		0-0-0	0-0-0		NEUTRAL		0-0-0		0-0-0		0-0-0						
RPI	S	Opponent	Score	RPI	S	Opponent	Score	RPI	S	Opponent	Score	RPI	S	Opponent	Score		
										104 A	Towson	4		7			
										143 A	VMI	1		10			
										143 A	VMI	4		17			
										147 N	Buffalo	6		9			
										147 N	Buffalo	3		6			
										162 H	Monmouth	2		8			
										167 A	Delaware St.	0		12			
										167 A	Delaware St.	4		9			
										167 A	Delaware St.	5		17			
										167 H	Delaware St.	0		11			
										167 H	Delaware St.	4		7			
										167 H	Delaware St.	3		7			
										169 H	Cornell	2		6			
										169 H	Cornell	3		5			
										193 H	Georgetown	15		17			
										209 A	Winthrop	1		2			
										209 A	Winthrop	7		4			
										239 H	Saint Peter's	4		7			
										239 H	Saint Peter's	3		12			
										255 H	UMBC	1		3			
										260 A	Navy	4		9			
										260 H	Navy	2		13			
										264 H	George Washington	7		13			
										270 A	Norfolk St.	2		6			
										270 A	Norfolk St.	8		6			
										270 A	Norfolk St.	0		5			
										270 H	Norfolk St.	6		7			
LAST 10 GAMES			LAST 10 GAMES			LAST 10 GAMES			LAST 10 GAMES			LAST 10 GAMES			LAST 10 GAMES		

Non-Div. I Games: Wilmington (DE) 4 14

UMES

RPI	S	Opponent	Score	
270	H	Norfolk St.	6	5
270	H	Norfolk St.	2	8
276	H	Lehigh	4	8
276	H	Lehigh	2	13
286	A	Coppin St.	3	7
286	A	Coppin St.	3	5
286	A	Coppin St.	1	3
286	H	Coppin St.	3	0
286	H	Coppin St.	6	7
286	H	Coppin St.	0	7
291	H	Lafayette	10	3
291	H	Lafayette	6	7
291	H	Lafayette	1	15
291	H	Lafayette	5	4

UMES

U
M
E
S

U
M
E
S

Average RPI Win:	262	WON-LOST	WINNING	LAST 10	STRENGTH OF	OPP. STRENGTH	TEAM	ADJ	CONF.	ADJ CONF.												
Average RPI Loss:	224	RECORD	PCT. RANK	GAMES	SCHEDULE	OF SCHEDULE	RPI	RPI	RPI	RPI												
DIV. I ONLY		4-26-0	.13333	295	3-7-0	282	297	297	.34004	296	30	30										
DIV. I NON-CONF.		1-17-0	.05556	295	0-1-0	241	295	296	.35853	296	30	29										
<hr/>																						
TOTALS	RPI 1-25	RPI 26-50		W-L RECORDS		RPI 51-100		RPI 101-150		RPI 150+												
4-26-0	0-0-0	0-0-0		OVERALL		0-0-0		0-3-0		4-23-0												
3-5-0	0-0-0	0-0-0		HOME		0-0-0		0-0-0		3-5-0												
1-15-0	0-0-0	0-0-0		AWAY		0-0-0		0-0-0		1-15-0												
0-6-0	0-0-0	0-0-0		NEUTRAL		0-0-0		0-3-0		0-3-0												
<hr/>																						
1-17-0	0-0-0	0-0-0		NON-CONFERENCE		0-0-0		0-3-0		1-14-0												
0-0-0	0-0-0	0-0-0		HOME		0-0-0		0-0-0		0-0-0												
1-11-0	0-0-0	0-0-		AWAY		0-0-0		0-0-0		1-11-0												
0-6-0	0-0-0	0-0-0		NEUTRAL		0-0-0		0-3-0		0-3-0												
<hr/>																						
3-9-0	0-0-0	0-0-0		CONFERENCE		0-0-0		0-0-0		3-9-0												
3-5-0	0-0-0	0-0-0		HOME		0-0-0		0-0-0		3-5-0												
0-4-0	0-0-0	0-0-0		AWAY		0-0-0		0-0-0		0-4-0												
0-0-0	0-0-0	0-0-0		NEUTRAL		0-0-0		0-0-0		0-0-0												
<hr/>																						
RPI	S	Opponent	Score	RPI	S	Opponent	Score	RPI	S	Opponent	Score											
								137	N	Northeastern	3	10										
								150	N	Maine	5	9										
								150	N	Maine	7	13										
								166	A	Northwestern	1	3										
								179	N	Central Mich.	0	6										
								193	N	Georgetown	5	8										
								215	A	Tex.-Pan American	1	7										
								215	A	Tex.-Pan American	0	6										
								215	A	Tex.-Pan American	0	7										
								215	A	Tex.-Pan American	1	10										
								217	H	Northern Colo.	3	8										
								217	H	Northern Colo.	7	4										
								217	H	Northern Colo.	1	5										
								217	H	Northern Colo.	0	1										
								224	A	Ill.-Chicago	0	6										
								230	A	Western Mich.	1	12										
								236	A	La Salle	0	7										
								236	A	La Salle	6	1										
								251	N	St. Bonaventure	3	16										
								254	A	Alabama St.	2	14										
								254	A	Alabama St.	0	14										
								LAST 10 GAMES								254	A	Alabama St.	2	11		
								298	H	NYIT	6	9	215	A	Tex.-Pan American	0	7	256	A	Villanova	2	8
								298	H	NYIT	7	15	215	A	Tex.-Pan American	1	10	261	A	St. Mary's (CA)	0	15
								298	H	NYIT	5	2	215	A	Tex.-Pan American	0	6	261	A	St. Mary's (CA)	2	3
298	H	NYIT	3	1	215	A	Tex.-Pan American	1	7	261	A	St. Mary's (CA)	5	7								
224	A	Ill.-Chicago	0	6	217	H	Northern Colo.	7	4	298	H	NYIT	6	9								

Non-Div. I Games:	Muskingum	11	1	Holy Cross (IN)	5	2
--------------------------	------------------	-----------	----------	------------------------	----------	----------

Chicago St.

RPI	S	Opponent	Score	
298	H	NYIT	3	1
298	H	NYIT	5	2
298	H	NYIT	7	15

Chicago St.




C
h
i
c
a
g
o
s
t
.

C
h
i
c
a
g
o
s
t
.

Average RPI Win: 244		WON-LOST RECORD		WINNING PCT. RANK		LAST 10 GAMES		STRENGTH OF SCHEDULE		OPP. STRENGTH OF SCHEDULE		TEAM RPI		ADJ RPI		CONF. RPI		ADJ CONF. RPI					
Average RPI Loss: 208																							
DIV. I ONLY		3-28-0		.09677 296		0-7-0		250		294		295		.33818 297		32		32					
DIV. I NON-CONF.		1-10-0		.09091 292		0-0-0		13		183		238		.42932 269		29		30					
TOTALS		RPI 1-25		RPI 26-50		W-L RECORDS		RPI 51-100		RPI 101-150		RPI 150+											
3-28-0		0-1-0		0-2-0		OVERALL		0-2-0		0-0-0		3-23-0											
0-1-0		0-0-0		0-0-0		HOME		0-0-0		0-0-0		0-1-0											
1-15-0		0-1-0		0-2-0		AWAY		0-1-0		0-0-0		1-11-0											
2-12-0		0-0-0		0-0-0		NEUTRAL		0-1-0		0-0-0		2-11-0											
1-10-0		0-1-0		0-2-0		NON-CONFERENCE		0-2-0		0-0-0		1-5-0											
0-1-0		0-0-0		0-0-0		HOME		0-0-0		0-0-0		0-1-0											
0-7-0		0-1-0		0-0-		AWAY		0-1-0		0-0-0		0-3-0											
1-2-0		0-0-0		0-0-0		NEUTRAL		0-1-0		0-0-0		1-1-0											
2-18-0		0-0-0		0-0-0		CONFERENCE		0-0-0		0-0-0		2-18-0											
0-0-0		0-0-0		0-0-0		HOME		0-0-0		0-0-0		0-0-0											
1-8-0		0-0-0		0-0-0		AWAY		0-0-0		0-0-0		1-8-0											
1-10-0		0-0-0		0-0-0		NEUTRAL		0-0-0		0-0-0		1-10-0											
RPI	S	Opponent		Score		RPI	S	Opponent		Score		RPI	S	Opponent		Score		RPI	S	Opponent		Score	
10	A	Mississippi St.		2	14	32	A	Central Ark.		1	7	60	A	Arkansas		0	6	156	A	Dallas Baptist		1	18
						32	A	Central Ark.		3	19	60	N	Arkansas		1	2	156	A	Dallas Baptist		1	8
																		156	A	Dallas Baptist		3	24
																		158	H	South Dakota St.		4	6
																		158	N	South Dakota St.		2	12
																		158	N	South Dakota St.		4	3
																		221	N	Ark.-Pine Bluff		5	24
																		254	A	Alabama St.		3	10
																		254	A	Alabama St.		1	8
																		254	A	Alabama St.		1	11
																		263	A	Jackson St.		11	12
																		263	A	Jackson St.		0	10
																		263	A	Jackson St.		2	12
																		263	N	Jackson St.		3	10
																		263	N	Jackson St.		6	8
																		263	N	Jackson St.		6	10
																		285	A	Alcorn		1	2
																		285	A	Alcorn		0	10
																		285	A	Alcorn		11	10
																		285	N	Alcorn		3	5
																		285	N	Alcorn		3	8
																		285	N	Alcorn		1	9
																		288	N	Prairie View		11	14
																		288	N	Prairie View		3	16
																		288	N	Prairie View		7	6
																		288	N	Prairie View		3	5
LAST 10 GAMES																							
																		285	N	Alcorn		3	8
																		285	N	Alcorn		3	5
																		285	N	Alcorn		1	9
																		221	N	Ark.-Pine Bluff		5	24
																		263	N	Jackson St.		6	8

Non-Div. I Games:	West Florida	0	10	Belhaven	4	12	West Florida	1	9	Delta St.	5	13
	Blue Mountain	0	5	West Florida	1	11	Blue Mountain	7	0	Delta St.	3	9

Mississippi Val.

 Tie,  Loss,  Non-Conf, S Site, H Home, A Away, N Neutral Page 418

RPI	S	Opponent	Score	
286	A	Coppin St.	1	4
286	A	Coppin St.	7	10
287	A	Fordham	5	8
289	A	Fairleigh Dickinson	2	1
289	A	Fairleigh Dickinson	4	10
289	A	Fairleigh Dickinson	6	2
296	A	Chicago St.	2	5
296	A	Chicago St.	15	7
296	A	Chicago St.	9	6
296	A	Chicago St.	1	3

NYIT