

Average RPI Win:	91	WON-LOST RECORD	WINNING PCT. RANK	LAST 10 GAMES	STRENGTH OF SCHEDULE	OPP. STRENGTH OF SCHEDULE	TEAM RPI	ADJ RPI	CONF. RPI	ADJ CONF. RPI					
Average RPI Loss:	98														
DIV. I ONLY		30-2-0	.9375	1	9-1-0	44	4	1	.65735	1	4	4			
DIV. I NON-CONF.		16-1-0	.94118	2	1-0-0	130	32	2	.6224	2	2	2			
<hr/>															
TOTALS	RPI 1-25	RPI 26-50		W-L RECORDS		RPI 51-100		RPI 101-150		RPI 150+					
30-2-0	3-0-0	10-1-0		OVERALL		6-0-0		6-0-0		5-1-0					
13-0-0	3-0-0	3-0-0		HOME		0-0-0		4-0-0		3-0-0					
10-1-0	0-0-0	5-1-0		AWAY		4-0-0		0-0-0		1-0-0					
7-1-0	0-0-0	2-0-0		NEUTRAL		2-0-0		2-0-0		1-1-0					
16-1-0	0-0-0	2-0-0		NON-CONFERENCE		3-0-0		6-0-0		5-1-0					
7-0-0	0-0-0	0-0-0		HOME		0-0-0		4-0-0		3-0-0					
2-0-0	0-0-0	0-0-		AWAY		1-0-0		0-0-0		1-0-0					
7-1-0	0-0-0	2-0-0		NEUTRAL		2-0-0		2-0-0		1-1-0					
14-1-0	3-0-0	8-1-0		CONFERENCE		3-0-0		0-0-0		0-0-0					
6-0-0	3-0-0	3-0-0		HOME		0-0-0		0-0-0		0-0-0					
8-1-0	0-0-0	5-1-0		AWAY		3-0-0		0-0-0		0-0-0					
0-0-0	0-0-0	0-0-0		NEUTRAL		0-0-0		0-0-0		0-0-0					
RPI	S	Opponent	Score	RPI	S	Opponent	Score	RPI	S	Opponent	Score				
2	H	Arizona	4 3	40	A	Stanford	3 1	51	N	Nebraska	5 2	130	H	Ball St.	5 0
2	H	Arizona	11 7	40	A	Stanford	15 7	51	N	Nebraska	10 1	130	H	Ball St.	5 1
2	H	Arizona	5 4	40	A	Stanford	7 0	80	A	Saint Mary's (CA)	4 3	130	H	Ball St.	8 4
				41	N	Indiana	1 0	95	A	Arizona St.	4 0	130	H	Ball St.	2 0
				41	N	Indiana	4 1	95	A	Arizona St.	10 1	146	N	Duke	6 3
				43	A	Washington	5 2	95	A	Arizona St.	2 0	146	N	Duke	11 2
				43	A	Washington	2 3					152	N	Ohio St.	1 6
				43	A	Washington	3 0					152	N	Ohio St.	5 1
				49	H	Utah	5 1					193	H	UC Davis	4 1
				49	H	Utah	5 4					193	H	UC Davis	14 2
				49	H	Utah	5 4					193	H	UC Davis	4 0
												275	A	Portland	4 3
				LAST 10 GAMES											
				43	A	Washington	3 0	49	H	Utah	5 4				
				43	A	Washington	5 2	275	A	Portland	4 3				
				43	A	Washington	2 3	40	A	Stanford	7 0				
				49	H	Utah	5 1	40	A	Stanford	15 7				
				49	H	Utah	5 4	40	A	Stanford	3 1				

Non-Div. I Games:

Oregon St.

Average RPI Win: 98		WON-LOST	WINNING	LAST 10	STRENGTH OF	OPP. STRENGTH	TEAM	ADJ	CONF.	ADJ CONF.					
Average RPI Loss: 37		RECORD	PCT. RANK	GAMES	SCHEDULE	OF SCHEDULE	RPI	RPI	RPI	RPI					
DIV. I ONLY		26-10-0	.72222	17	7-3-0	3	42	2	.62796	2	4	4			
DIV. I NON-CONF.		16-3-0	.84211	9	1-0-0	3	70	1	.65514	1	2	2			
<hr/>															
TOTALS		RPI 1-25	RPI 26-50		W-L RECORDS		RPI 51-100		RPI 101-150		RPI 150+				
26-10-0		5-4-0	2-3-0		OVERALL		7-2-0		5-1-0		7-0-0				
19-2-0		4-0-0	2-2-0		HOME		4-0-0		2-0-0		7-0-0				
5-7-0		0-4-0	0-1-0		AWAY		2-1-0		3-1-0		0-0-0				
2-1-0		1-0-0	0-0-0		NEUTRAL		1-1-0		0-0-0		0-0-0				
16-3-0		5-1-0	0-1-0		NON-CONFERENCE		1-1-0		3-0-0		7-0-0				
13-0-0		4-0-0	0-0-0		HOME		0-0-0		2-0-0		7-0-0				
1-2-0		0-1-0	0-0-		AWAY		0-0-0		1-0-0		0-0-0				
2-1-0		1-0-0	0-0-0		NEUTRAL		1-1-0		0-0-0		0-0-0				
10-7-0		0-3-0	2-2-0		CONFERENCE		6-1-0		2-1-0		0-0-0				
6-2-0		0-0-0	2-2-0		HOME		4-0-0		0-0-0		0-0-0				
4-5-0		0-3-0	0-0-0		AWAY		2-1-0		2-1-0		0-0-0				
0-0-0		0-0-0	0-0-0		NEUTRAL		0-0-0		0-0-0		0-0-0				
RPI S	Opponent	Score		RPI S	Opponent	Score		RPI S	Opponent	Score		RPI S	Opponent	Score	
1 A	Oregon St.	4	5	26 A	Cal St. Fullerton	0	4	51 N	Nebraska	0	1	118 A	Grand Canyon	7	3
1 A	Oregon St.	3	4	38 H	Oregon	4	8	62 N	Oklahoma St.	10	9	118 H	Grand Canyon	3	2
1 A	Oregon St.	7	11	38 H	Oregon	5	4	67 A	UCLA	4	3	123 H	New Mexico St.	6	3
4 A	Texas Tech	1	13	38 H	Oregon	18	4	67 A	UCLA	19	4	132 A	Washington St.	19	5
13 N	Arkansas	3	0	49 H	Utah	5	12	67 A	UCLA	7	8	132 A	Washington St.	6	5
17 H	McNeese	12	3					77 H	Southern California	9	4	132 A	Washington St.	3	9
17 H	McNeese	8	3					77 H	Southern California	5	1	177 H	Hartford	25	3
17 H	McNeese	9	3					77 H	Southern California	8	1	177 H	Hartford	21	5
17 H	McNeese	12	5					95 H	Arizona St.	11	2	177 H	Hartford	17	13
												180 H	Eastern Ky.	18	4
												180 H	Eastern Ky.	16	13
												180 H	Eastern Ky.	6	0
												180 H	Eastern Ky.	9	8
				LAST 10 GAMES											
				49 H	Utah	5	12	132 A	Washington St.	6	5				
				38 H	Oregon	18	4	132 A	Washington St.	3	9				
				38 H	Oregon	5	4	132 A	Washington St.	19	5				
				38 H	Oregon	4	8	95 H	Arizona St.	11	2				
				118 A	Grand Canyon	7	3	77 H	Southern California	8	1				

Non-Div. I Games:

Arizona

# North Carolina

Through Games Of April 20, 2017

Average RPI Win: 65		WON-LOST	WINNING	LAST 10	STRENGTH OF		OPP. STRENGTH	TEAM	ADJ	CONF.	ADJ CONF.
Average RPI Loss: 38		RECORD	PCT. RANK	GAMES	SCHEDULE		OF SCHEDULE	RPI	RPI	RPI	RPI
DIV. I ONLY		29-8-0	.78378	11	8-2-0		16	2	3	.62234	3
DIV. I NON-CONF.		15-4-0	.78947	15	2-1-0		5	6	3	.62058	3
TOTALS		RPI 1-25	RPI 26-50		W-L RECORDS		RPI 51-100		RPI 101-150		RPI 150+
29-8-0		6-3-0	7-2-0		OVERALL		8-3-0		4-0-0		4-0-0
19-7-0		6-3-0	3-2-0		HOME		5-2-0		1-0-0		4-0-0
9-1-0		0-0-0	3-0-0		AWAY		3-1-0		3-0-0		0-0-0
1-0-0		0-0-0	1-0-0		NEUTRAL		0-0-0		0-0-0		0-0-0
15-4-0		4-2-0	2-1-0		NON-CONFERENCE		4-1-0		1-0-0		4-0-0
13-4-0		4-2-0	1-1-0		HOME		3-1-0		1-0-0		4-0-0
1-0-0		0-0-0	0-0-		AWAY		1-0-0		0-0-0		0-0-0
1-0-0		0-0-0	1-0-0		NEUTRAL		0-0-0		0-0-0		0-0-0
14-4-0		2-1-0	5-1-0		CONFERENCE		4-2-0		3-0-0		0-0-0
6-3-0		2-1-0	2-1-0		HOME		2-1-0		0-0-0		0-0-0
8-1-0		0-0-0	3-0-0		AWAY		2-1-0		3-0-0		0-0-0
0-0-0		0-0-0	0-0-0		NEUTRAL		0-0-0		0-0-0		0-0-0
RPI S	Opponent	Score		RPI S	Opponent	Score		RPI S	Opponent	Score	
7 H	Kentucky	5	4	27 N	South Carolina	20	5	53 A	Georgia Tech	6	5
7 H	Kentucky	3	1	29 A	Florida St.	9	7	53 A	Georgia Tech	2	4
7 H	Kentucky	6	5	29 A	Florida St.	5	2	53 A	Georgia Tech	7	4
11 H	Virginia	1	2	29 A	Florida St.	3	1	54 H	Coastal Caro.	7	6
11 H	Virginia	9	4	30 H	St. John's (NY)	4	5	64 H	Liberty	2	5
11 H	Virginia	12	2	33 H	Maryland	9	2	68 H	Miami (FL)	7	2
20 H	Long Beach St.	8	5	39 H	North Carolina St.	2	4	68 H	Miami (FL)	2	6
20 H	Long Beach St.	2	5	39 H	North Carolina St.	7	1	68 H	Miami (FL)	6	3
20 H	Long Beach St.	1	4	39 H	North Carolina St.	7	2	78 H	Winthrop	11	0
								81 A	East Carolina	6	2
								81 H	East Carolina	3	2
				LAST 10 GAMES							
				64 H	Liberty	2	5	108 A	Boston College	16	4
				39 H	North Carolina St.	2	4	108 A	Boston College	15	3
				39 H	North Carolina St.	7	1	108 A	Boston College	17	7
				39 H	North Carolina St.	7	2	81 H	East Carolina	3	2
				27 N	South Carolina	20	5	29 A	Florida St.	9	7

Non-Div. I Games:

North Carolina

Average RPI Win:		107	WON-LOST RECORD		WINNING PCT. RANK		LAST 10 GAMES		STRENGTH OF SCHEDULE		OPP. STRENGTH OF SCHEDULE		TEAM RPI		ADJ RPI		CONF. RPI		ADJ CONF. RPI				
DIV. I ONLY			32-8-0		.8		8		7-3-0		36		16		4		.62208		4				
DIV. I NON-CONF.			24-4-0		.85714		6		3-0-0		64		34		4		.61421		4				
TOTALS		RPI 1-25		RPI 26-50		W-L RECORDS		RPI 51-100		RPI 101-150		RPI 150+											
32-8-0		6-4-0		6-1-0		OVERALL		4-0-0		10-3-0		6-0-0											
16-2-0		3-1-0		2-0-0		HOME		4-0-0		3-1-0		4-0-0											
11-4-0		2-3-0		3-0-0		AWAY		0-0-0		6-1-0		0-0-0											
5-2-0		1-0-0		1-1-0		NEUTRAL		0-0-0		1-1-0		2-0-0											
24-4-0		3-1-0		3-1-0		NON-CONFERENCE		4-0-0		8-2-0		6-0-0											
14-1-0		1-0-0		2-0-0		HOME		4-0-0		3-1-0		4-0-0											
5-1-0		1-1-0		0-0-		AWAY		0-0-0		4-0-0		0-0-0											
5-2-0		1-0-0		1-1-0		NEUTRAL		0-0-0		1-1-0		2-0-0											
8-4-0		3-3-0		3-0-0		CONFERENCE		0-0-0		2-1-0		0-0-0											
2-1-0		2-1-0		0-0-0		HOME		0-0-0		0-0-0		0-0-0											
6-3-0		1-2-0		3-0-0		AWAY		0-0-0		2-1-0		0-0-0											
0-0-0		0-0-0		0-0-0		NEUTRAL		0-0-0		0-0-0		0-0-0											
RPI	S	Opponent		Score		RPI	S	Opponent		Score		RPI	S	Opponent		Score		RPI	S	Opponent		Score	
2	H	Arizona		13	1	36	N	Texas A&M		0	9	79	H	California		4	2	105	A	Kansas St.		7	4
14	N	LSU		5	4	37	A	Texas		2	1	79	H	California		11	2	105	A	Kansas St.		12	8
15	H	Baylor		5	3	37	A	Texas		8	5	79	H	California		5	1	105	A	Kansas St.		3	5
15	H	Baylor		13	2	37	A	Texas		2	1	79	H	California		3	2	115	H	UTSA		7	6
15	H	Baylor		9	10	42	N	Ole Miss		5	1							115	H	UTSA		2	3
16	A	Mississippi St.		5	2	47	H	New Mexico		12	4							115	H	UTSA		8	4
16	A	Mississippi St.		5	8	47	H	New Mexico		7	2							123	A	New Mexico St.		15	4
25	A	Oklahoma		4	5													123	H	New Mexico St.		16	1
25	A	Oklahoma		9	4													123	N	New Mexico St.		6	4
25	A	Oklahoma		2	6													124	N	UT Arlington		1	5
																		135	A	Wichita St.		3	1
																		135	A	Wichita St.		4	1
																		135	A	Wichita St.		10	5
																		227	H	UNLV		5	4
																		227	H	UNLV		5	2
																		271	N	Western Ill.		13	5
																		271	N	Western Ill.		15	1
																		274	H	Texas Southern		14	7
																		274	H	Texas Southern		8	4
						LAST 10 GAMES																	
						123	N	New Mexico St.		6	4	15	H	Baylor		9	10						
						105	A	Kansas St.		12	8	15	H	Baylor		5	3						
						105	A	Kansas St.		7	4	15	H	Baylor		13	2						
						105	A	Kansas St.		3	5	123	A	New Mexico St.		15	4						
						47	H	New Mexico		12	4	25	A	Oklahoma		4	5						

Non-Div. I Games:

Texas Tech

Average RPI Win:	117	WON-LOST RECORD	WINNING PCT. RANK	LAST 10 GAMES	STRENGTH OF SCHEDULE	OPP. STRENGTH OF SCHEDULE	TEAM RPI	ADJ RPI	CONF. RPI	ADJ CONF. RPI		
DIV. I ONLY		31-5-0	.86111	2	8-2-0	77	35	5	.6189	5	3	3
DIV. I NON-CONF.		16-2-0	.88889	4	2-1-0	200	178	22	.58625	22	4	4
<hr/>												
TOTALS	RPI 1-25	RPI 26-50		W-L RECORDS		RPI 51-100		RPI 101-150		RPI 150+		
31-5-0	5-3-0	3-1-0		OVERALL		7-1-0		6-0-0		10-0-0		
21-1-0	3-1-0	0-0-0		HOME		4-0-0		5-0-0		9-0-0		
7-4-0	2-2-0	2-1-0		AWAY		3-1-0		0-0-0		0-0-0		
3-0-0	0-0-0	1-0-0		NEUTRAL		0-0-0		1-0-0		1-0-0		
16-2-0	1-1-0	1-0-0		NON-CONFERENCE		1-1-0		3-0-0		10-0-0		
13-0-0	1-0-0	0-0-0		HOME		1-0-0		2-0-0		9-0-0		
0-2-0	0-1-0	0-0-		AWAY		0-1-0		0-0-0		0-0-0		
3-0-0	0-0-0	1-0-0		NEUTRAL		0-0-0		1-0-0		1-0-0		
15-3-0	4-2-0	2-1-0		CONFERENCE		6-0-0		3-0-0		0-0-0		
8-1-0	2-1-0	0-0-0		HOME		3-0-0		3-0-0		0-0-0		
7-2-0	2-1-0	2-1-0		AWAY		3-0-0		0-0-0		0-0-0		
0-0-0	0-0-0	0-0-0		NEUTRAL		0-0-0		0-0-0		0-0-0		
RPI	S	Opponent	Score	RPI	S	Opponent	Score	RPI	S	Opponent	Score	
7	A	Kentucky	7 11	33	N	Maryland	10 7	53	A	Georgia Tech	3 0	
7	H	Kentucky	5 3	39	A	North Carolina St.	7 6	53	A	Georgia Tech	10 1	
11	A	Virginia	4 3	39	A	North Carolina St.	8 1	53	A	Georgia Tech	5 4	
11	A	Virginia	5 2	39	A	North Carolina St.	1 3	70	H	Morehead St.	20 2	
11	A	Virginia	2 11					94	H	Pittsburgh	8 2	
12	H	Wake Forest	1 2					94	H	Pittsburgh	3 0	
12	H	Wake Forest	7 6					94	H	Pittsburgh	3 1	
12	H	Wake Forest	7 5					96	A	Cincinnati	3 6	
					</							

Non-Div. I Games:

Louisville

Average RPI Win:	96	WON-LOST	WINNING	LAST 10	STRENGTH OF	OPP. STRENGTH	TEAM	ADJ	CONF.	ADJ CONF.		
Average RPI Loss:	38	RECORD	PCT. RANK	GAMES	SCHEDULE	OF SCHEDULE	RPI	RPI	RPI	RPI		
DIV. I ONLY		31-7-0	.81579	5	8-2-0	42	12	6	.61715	6	3	3
DIV. I NON-CONF.		17-3-0	.85	8	3-0-0	34	36	5	.61348	5	4	4
<hr/>												
TOTALS	RPI 1-25	RPI 26-50		W-L RECORDS		RPI 51-100		RPI 101-150		RPI 150+		
31-7-0	2-1-0	3-3-0		OVERALL		12-3-0		10-0-0		4-0-0		
20-4-0	2-1-0	0-1-0		HOME		8-2-0		7-0-0		3-0-0		
9-3-0	0-0-0	2-2-0		AWAY		3-1-0		3-0-0		1-0-0		
2-0-0	0-0-0	1-0-0		NEUTRAL		1-0-0		0-0-0		0-0-0		
<hr/>												
17-3-0	0-0-0	2-1-0		NON-CONFERENCE		7-2-0		4-0-0		4-0-0		
12-3-0	0-0-0	0-1-0		HOME		5-2-0		4-0-0		3-0-0		
3-0-0	0-0-0	1-0-		AWAY		1-0-0		0-0-0		1-0-0		
2-0-0	0-0-0	1-0-0		NEUTRAL		1-0-0		0-0-0		0-0-0		
<hr/>												
14-4-0	2-1-0	1-2-0		CONFERENCE		5-1-0		6-0-0		0-0-0		
8-1-0	2-1-0	0-0-0		HOME		3-0-0		3-0-0		0-0-0		
6-3-0	0-0-0	1-2-0		AWAY		2-1-0		3-0-0		0-0-0		
0-0-0	0-0-0	0-0-0		NEUTRAL		0-0-0		0-0-0		0-0-0		
<hr/>												
RPI S	Opponent	Score	RPI S	Opponent	Score	RPI S	Opponent	Score	RPI S	Opponent	Score	
11 H	Virginia	0 2	27 A	South Carolina	5 3	53 A	Georgia Tech	13 6	101 H	Western Caro.	11 5	
11 H	Virginia	12 1	27 H	South Carolina	0 2	53 A	Georgia Tech	1 5	103 H	Virginia Tech	8 3	
11 H	Virginia	7 6	27 N	South Carolina	8 7	53 A	Georgia Tech	11 6	103 H	Virginia Tech	6 3	
			29 A	Florida St.	6 7	58 H	Wright St.	4 6	103 H	Virginia Tech	12 1	
			29 A	Florida St.	12 10	58 H	Wright St.	6 2	108 A	Boston College	8 2	
			29 A	Florida St.	3 7	58 H	Wright St.	2 9	108 A	Boston College	2 0	
						72 N	Michigan St.	9 2	108 A	Boston College	1 0	
						78 H	Winthrop	6 5	149 H	Elon	13 5	
						82 H	Yale	10 8	149 H	Elon	1 0	
						82 H	Yale	10 6	149 H	Elon	3 0	
						99 H	Notre Dame	4 0	158 H	Furman	8 0	
						99 H	Notre Dame	6 5	162 H	Wofford	9 2	
						99 H	Notre Dame	4 1	164 A	Col. of Charleston	8 4	
						100 A	Georgia	4 0	228 H	Charleston So.	6 5	
						100 H	Georgia	9 7				
LAST 10 GAMES												
100 H	Georgia	9 7	103 H	Virginia Tech	8 3							
29 A	Florida St.	6 7	103 H	Virginia Tech	6 3							
29 A	Florida St.	3 7	103 H	Virginia Tech	12 1							
29 A	Florida St.	12 10	100 A	Georgia	4 0							
228 H	Charleston So.	6 5	53 A	Georgia Tech	13 6							

Non-Div. I Games:

Clemson

Average RPI Win: 108		WON-LOST RECORD		WINNING PCT. RANK		LAST 10 GAMES		STRENGTH OF SCHEDULE		OPP. STRENGTH OF SCHEDULE		TEAM RPI		ADJ RPI		CONF. RPI		ADJ CONF. RPI									
DIV. I ONLY		26-12-0		.68421 35		5-5-0		7		21		7		.61559 7		2		2									
DIV. I NON-CONF.		16-7-0		.69565 39		2-1-0		36		55		20		.59046 20		3		3									
TOTALS		RPI 1-25		RPI 26-50		W-L RECORDS		RPI 51-100		RPI 101-150		RPI 150+															
26-12-0		4-7-0		6-1-0		OVERALL		4-3-0		3-0-0		9-1-0															
17-2-0		3-1-0		2-1-0		HOME		2-0-0		3-0-0		7-0-0															
8-9-0		1-6-0		4-0-0		AWAY		2-3-0		0-0-0		1-0-0															
1-1-0		0-0-0		0-0-0		NEUTRAL		0-0-0		0-0-0		1-1-0															
16-7-0		1-4-0		1-0-0		NON-CONFERENCE		2-2-0		3-0-0		9-1-0															
13-0-0		1-0-0		0-0-0		HOME		2-0-0		3-0-0		7-0-0															
2-6-0		0-4-0		1-0-		AWAY		0-2-0		0-0-0		1-0-0															
1-1-0		0-0-0		0-0-0		NEUTRAL		0-0-0		0-0-0		1-1-0															
10-5-0		3-3-0		5-1-0		CONFERENCE		2-1-0		0-0-0		0-0-0															
4-2-0		2-1-0		2-1-0		HOME		0-0-0		0-0-0		0-0-0															
6-3-0		1-2-0		3-0-0		AWAY		2-1-0		0-0-0		0-0-0															
0-0-0		0-0-0		0-0-0		NEUTRAL		0-0-0		0-0-0		0-0-0															
RPI S	Opponent			Score		RPI S	Opponent			Score		RPI S	Opponent			Score		RPI S	Opponent			Score					
3	A	North Carolina			4	5	36	A	Texas A&M			11	7	56	A	Missouri			6	1	107	H	UC Santa Barbara			12	1
3	A	North Carolina			1	3	36	A	Texas A&M			7	6	56	A	Missouri			5	2	107	H	UC Santa Barbara			3	2
3	A	North Carolina			5	6	36	A	Texas A&M			6	0	56	A	Missouri			8	9	107	H	UC Santa Barbara			2	1
5	A	Louisville			3	5	42	H	Ole Miss			4	1	58	H	Wright St.			15	1	180	H	Eastern Ky.			12	0
5	H	Louisville			11	7	42	H	Ole Miss			4	2	64	A	Liberty			4	5	183	N	Delaware			3	4
16	A	Mississippi St.			6	10	42	H	Ole Miss			6	9	96	A	Cincinnati			1	2	194	H	UT Martin			8	0
16	A	Mississippi St.			6	10	50	A	Old Dominion			19	2	96	H	Cincinnati			13	7	201	H	Miami (OH)			6	4
16	A	Mississippi St.			5	2													201	H	Miami (OH)			14	2		
22	H	Vanderbilt			7	4													201	H	Miami (OH)			16	3		
22	H	Vanderbilt			10	3													204	H	Murray St.			9	7		
22	H	Vanderbilt			4	6													246	A	Western Ky.			4	3		
																		246	H	Western Ky.			17	2			
																		248	N	Saint Joseph's			16	9			
LAST 10 GAMES																											
5	H	Louisville			11	7	16	A	Mississippi St.			6	10														
56	A	Missouri			6	1	16	A	Mississippi St.			6	10														
56	A	Missouri			8	9	16	A	Mississippi St.			5	2														
56	A	Missouri			5	2	5	A	Louisville			3	5														
194	H	UT Martin			8	0	22	H	Vanderbilt			4	6														

Average RPI Win:	76	WON-LOST RECORD	WINNING PCT. RANK	LAST 10 GAMES	STRENGTH OF SCHEDULE	OPP. STRENGTH OF SCHEDULE	TEAM RPI	ADJ RPI	CONF. RPI	ADJ CONF. RPI		
DIV. I ONLY		22-13-0	.62857	55	7-3-0	10	9	8	.61092	8	1	1
DIV. I NON-CONF.		14-9-0	.6087	81	3-1-0	22	18	12	.59947	12	1	1
<hr/>												
TOTALS	RPI 1-25	RPI 26-50		W-L RECORDS		RPI 51-100		RPI 101-150		RPI 150+		
22-13-0	4-2-0	2-5-0		OVERALL		11-6-0		3-0-0		2-0-0		
8-3-0	2-1-0	0-0-0		HOME		5-2-0		1-0-0		0-0-0		
12-10-0	2-1-0	2-5-0		AWAY		6-4-0		1-0-0		1-0-0		
2-0-0	0-0-0	0-0-0		NEUTRAL		0-0-0		1-0-0		1-0-0		
14-9-0	0-0-0	2-5-0		NON-CONFERENCE		7-4-0		3-0-0		2-0-0		
4-1-0	0-0-0	0-0-0		HOME		3-1-0		1-0-0		0-0-0		
8-8-0	0-0-0	2-0-		AWAY		4-3-0		1-0-0		1-0-0		
2-0-0	0-0-0	0-0-0		NEUTRAL		0-0-0		1-0-0		1-0-0		
8-4-0	4-2-0	0-0-0		CONFERENCE		4-2-0		0-0-0		0-0-0		
4-2-0	2-1-0	0-0-0		HOME		2-1-0		0-0-0		0-0-0		
4-2-0	2-1-0	0-0-0		AWAY		2-1-0		0-0-0		0-0-0		
0-0-0	0-0-0	0-0-0		NEUTRAL		0-0-0		0-0-0		0-0-0		
RPI S	Opponent	Score	RPI S	Opponent	Score	RPI S	Opponent	Score	RPI S	Opponent	Score	
10 H	TCU	6 8	33 A	Maryland	6 7	54 A	Coastal Caro.	4 1	114 A	Marshall	8 4	
10 H	TCU	5 4	44 A	Charlotte	2 13	54 A	Coastal Caro.	22 9	114 H	Marshall	14 7	
10 H	TCU	5 4	44 A	Charlotte	3 6	57 A	Southeastern La.	2 4	130 N	Ball St.	4 1	
15 A	Baylor	6 5	44 A	Charlotte	6 3	62 A	Oklahoma St.	2 3	153 A	Nicholls St.	8 1	
15 A	Baylor	7 1	50 A	Old Dominion	4 7	62 A	Oklahoma St.	9 8	200 N	George Mason	5 3	
15 A	Baylor	1 5	50 A	Old Dominion	3 1	62 A	Oklahoma St.	5 3				
			50 A	Old Dominion	4 8	70 H	Morehead St.	5 1				
						71 H	Jacksonville	8 1				
						71 H	Jacksonville	5 3				
						71 H	Jacksonville	2 8				
						87 A	Tulane	18 5				
						87 A	Tulane	0 6				
						87 A	Tulane	8 9				
						91 H	Kansas	2 7				
						91 H	Kansas	10 1				
						91 H	Kansas	8 0				
						94 A	Pittsburgh	8 4				
LAST 10 GAMES												
114 A	Marshall	8 4	91 H	Kansas	2 7							
10 H	TCU	5 4	91 H	Kansas	8 0							
10 H	TCU	6 8	91 H	Kansas	10 1							
10 H	TCU	5 4	70 H	Morehead St.	5 1							
33 A	Maryland	6 7	114 H	Marshall	14 7							

Non-Div. I Games:

West Virginia



Average RPI Win:	79	WON-LOST	WINNING	LAST 10	STRENGTH OF	OPP. STRENGTH	TEAM	ADJ	CONF.	ADJ CONF.					
Average RPI Loss:	42	RECORD	PCT. RANK	GAMES	SCHEDULE	OF SCHEDULE	RPI	RPI	RPI	RPI					
DIV. I ONLY		26-12-0	.68421	35	7-3-0	13	3	9	.60856	9	2	2			
DIV. I NON-CONF.		17-5-0	.77273	21	2-0-0	42	7	8	.60211	8	3	3			
<hr/>															
TOTALS	RPI 1-25	RPI 26-50		W-L RECORDS		RPI 51-100		RPI 101-150		RPI 150+					
26-12-0	5-3-0	5-5-0		OVERALL		8-4-0		4-0-0		4-0-0					
18-5-0	3-1-0	3-2-0		HOME		5-2-0		4-0-0		3-0-0					
7-7-0	2-2-0	1-3-0		AWAY		3-2-0		0-0-0		1-0-0					
1-0-0	0-0-0	1-0-0		NEUTRAL		0-0-0		0-0-0		0-0-0					
<hr/>															
17-5-0	1-1-0	3-0-0		NON-CONFERENCE		5-4-0		4-0-0		4-0-0					
14-2-0	1-0-0	1-0-0		HOME		5-2-0		4-0-0		3-0-0					
2-3-0	0-1-0	1-0-		AWAY		0-2-0		0-0-0		1-0-0					
1-0-0	0-0-0	1-0-0		NEUTRAL		0-0-0		0-0-0		0-0-0					
<hr/>															
9-7-0	4-2-0	2-5-0		CONFERENCE		3-0-0		0-0-0		0-0-0					
4-3-0	2-1-0	2-2-0		HOME		0-0-0		0-0-0		0-0-0					
5-4-0	2-1-0	0-3-0		AWAY		3-0-0		0-0-0		0-0-0					
0-0-0	0-0-0	0-0-0		NEUTRAL		0-0-0		0-0-0		0-0-0					
<hr/>															
RPI S	Opponent	Score		RPI S	Opponent	Score		RPI S	Opponent	Score		RPI S	Opponent	Score	
14 H	LSU	8	1	27 H	South Carolina	1	0	52 A	FGCU	3	7	126 H	North Florida	2	1
14 H	LSU	6	10	28 A	Auburn	3	14	52 H	FGCU	2	3	129 H	William & Mary	8	1
14 H	LSU	1	0	28 A	Auburn	1	2	56 A	Missouri	2	1	129 H	William & Mary	5	4
21 A	UCF	2	11	28 A	Auburn	5	6	56 A	Missouri	4	3	129 H	William & Mary	11	6
21 H	UCF	4	3	29 A	Florida St.	10	7	56 A	Missouri	2	1	170 H	Columbia	8	4
22 A	Vanderbilt	20	8	29 H	Florida St.	1	0	68 H	Miami (FL)	1	0	170 H	Columbia	7	2
22 A	Vanderbilt	0	2	29 N	Florida St.	4	1	68 H	Miami (FL)	2	0	170 H	Columbia	7	0
22 A	Vanderbilt	10	6	46 H	Tennessee	5	4	68 H	Miami (FL)	6	2	221 A	Stetson	9	8
				46 H	Tennessee	6	7	71 A	Jacksonville	2	3				
				46 H	Tennessee	2	3	92 H	Seton Hall	2	3				
								92 H	Seton Hall	4	3				
								92 H	Seton Hall	8	0				
<hr/>															
LAST 10 GAMES															
				27 H	South Carolina	1	0	29 A	Florida St.	10	7				
				126 H	North Florida	2	1	46 H	Tennessee	5	4				
				22 A	Vanderbilt	20	8	46 H	Tennessee	2	3				
				22 A	Vanderbilt	0	2	46 H	Tennessee	6	7				
				22 A	Vanderbilt	10	6	56 A	Missouri	2	1				

Non-Div. I Games:

Florida

Average RPI Win:	114	WON-LOST RECORD	WINNING PCT. RANK	LAST 10 GAMES	STRENGTH OF SCHEDULE	OPP. STRENGTH OF SCHEDULE	TEAM RPI	ADJ RPI	CONF. RPI	ADJ CONF. RPI				
DIV. I ONLY		28-7-0	.8	8	8-2-0	96	10	10	.60236	10	1	1		
DIV. I NON-CONF.		19-4-0	.82609	11	5-0-0	150	14	16	.5928	16	1	1		
<hr/>														
TOTALS	RPI 1-25	RPI 26-50		W-L RECORDS		RPI 51-100		RPI 101-150		RPI 150+				
28-7-0	2-3-0	2-0-0		OVERALL		10-2-0		6-2-0		8-0-0				
17-2-0	0-0-0	0-0-0		HOME		9-2-0		0-0-0		8-0-0				
8-5-0	1-3-0	0-0-0		AWAY		1-0-0		6-2-0		0-0-0				
3-0-0	1-0-0	2-0-0		NEUTRAL		0-0-0		0-0-0		0-0-0				
<hr/>														
19-4-0	1-1-0	2-0-0		NON-CONFERENCE		5-1-0		3-2-0		8-0-0				
12-1-0	0-0-0	0-0-0		HOME		4-1-0		0-0-0		8-0-0				
4-3-0	0-1-0	0-0-		AWAY		1-0-0		3-2-0		0-0-0				
3-0-0	1-0-0	2-0-0		NEUTRAL		0-0-0		0-0-0		0-0-0				
<hr/>														
9-3-0	1-2-0	0-0-0		CONFERENCE		5-1-0		3-0-0		0-0-0				
5-1-0	0-0-0	0-0-0		HOME		5-1-0		0-0-0		0-0-0				
4-2-0	1-2-0	0-0-0		AWAY		0-0-0		3-0-0		0-0-0				
0-0-0	0-0-0	0-0-0		NEUTRAL		0-0-0		0-0-0		0-0-0				
<hr/>														
RPI	S	Opponent	Score		RPI	S	Opponent	Score		RPI	S	Opponent	Score	
8	A	West Virginia	4	5	36	N	Texas A&M	11	10	62	H	Oklahoma St.	6	5
8	A	West Virginia	8	6	42	N	Ole Miss	5	3	62	H	Oklahoma St.	5	1
8	A	West Virginia	4	5						62	H	Oklahoma St.	7	5
14	N	LSU	9	6						65	A	DBU	9	3
20	A	Long Beach St.	0	7						65	H	DBU	3	2
										85	H	Rice	13	5
										91	H	Kansas	3	4
										91	H	Kansas	5	1
										91	H	Kansas	3	1
										95	H	Arizona St.	8	4
										95	H	Arizona St.	9	13
										95	H	Arizona St.	5	2
										105	A	Kansas St.	12	4
										105	A	Kansas St.	1	0
										105	A	Kansas St.	5	0
										124	A	UT Arlington	5	4
										124	A	UT Arlington	7	2
										127	A	UC Irvine	16	7
										127	A	UC Irvine	2	11
										127	A	UC Irvine	3	6
										188	H	Penn St.	12	1
										188	H	Penn St.	6	3
										188	H	Penn St.	9	3
										204	H	Murray St.	15	6
										204	H	Murray St.	13	2
										204	H	Murray St.	9	2
										231	H	UTRGV	10	2
										231	H	UTRGV	18	2
<hr/>														
LAST 10 GAMES														
8	A	West Virginia	4	5	204	H	Murray St.	15	6					
8	A	West Virginia	8	6	204	H	Murray St.	9	2					
8	A	West Virginia	4	5	124	A	UT Arlington	5	4					
65	A	DBU	9	3	105	A	Kansas St.	12	4					
204	H	Murray St.	13	2	105	A	Kansas St.	1	0					

Non-Div. I Games:

TCU

[illegible]

**Non-Div. I Games:**

Virginia

Average RPI Win:		102	WON-LOST RECORD		WINNING PCT. RANK	LAST 10 GAMES		STRENGTH OF SCHEDULE		OPP. STRENGTH OF SCHEDULE	TEAM RPI	ADJ RPI	CONF. RPI	ADJ CONF. RPI					
Average RPI Loss:		57																	
DIV. I ONLY			28-11-0		.71795	20	7-3-0	40		19	12	.59849	12	3	3				
DIV. I NON-CONF.			16-5-0		.7619	22	3-1-0	39		49	14	.59709	14	4	4				
TOTALS		RPI 1-25		RPI 26-50		W-L RECORDS		RPI 51-100		RPI 101-150		RPI 150+							
28-11-0		1-4-0		3-2-0		OVERALL		13-3-0		5-1-0		6-1-0							
17-4-0		0-0-0		2-2-0		HOME		10-2-0		1-0-0		4-0-0							
10-6-0		1-4-0		1-0-0		AWAY		3-1-0		4-1-0		1-0-0							
1-1-0		0-0-0		0-0-0		NEUTRAL		0-0-0		0-0-0		1-1-0							
16-5-0		0-2-0		1-1-0		NON-CONFERENCE		6-1-0		3-0-0		6-1-0							
10-2-0		0-0-0		0-1-0		HOME		5-1-0		1-0-0		4-0-0							
5-2-0		0-2-0		1-0-		AWAY		1-0-0		2-0-0		1-0-0							
1-1-0		0-0-0		0-0-0		NEUTRAL		0-0-0		0-0-0		1-1-0							
12-6-0		1-2-0		2-1-0		CONFERENCE		7-2-0		2-1-0		0-0-0							
7-2-0		0-0-0		2-1-0		HOME		5-1-0		0-0-0		0-0-0							
5-4-0		1-2-0		0-0-0		AWAY		2-1-0		2-1-0		0-0-0							
0-0-0		0-0-0		0-0-0		NEUTRAL		0-0-0		0-0-0		0-0-0							
RPI	S	Opponent		Score		RPI	S	Opponent		Score		RPI	S	Opponent		Score			
5	A	Louisville		2	1	39	H	North Carolina St.		6	4	53	H	Georgia Tech		8	4		
5	A	Louisville		6	7	39	H	North Carolina St.		5	8	53	H	Georgia Tech		6	7		
5	A	Louisville		5	7	39	H	North Carolina St.		6	5	53	H	Georgia Tech		17	8		
19	A	Houston		4	5	44	A	Charlotte		13	4	54	A	Coastal Caro.		13	8		
19	A	Houston		1	8	44	H	Charlotte		1	6	54	H	Coastal Caro.		19	9		
												68	A	Miami (FL)		1	5		
												68	A	Miami (FL)		9	0		
												68	A	Miami (FL)		2	1		
												74	H	Kent St.		5	0		
												74	H	Kent St.		7	2		
												77	H	Southern California		18	5		
												77	H	Southern California		15	5		
												77	H	Southern California		9	15		
												99	H	Notre Dame		4	3		
												99	H	Notre Dame		13	7		
												99	H	Notre Dame		5	1		
LAST 10 GAMES																			
44	H	Charlotte		1	6	5	A	Louisville		5	7								
99	H	Notre Dame		5	1	5	A	Louisville		6	7								
99	H	Notre Dame		13	7	5	A	Louisville		2	1								
99	H	Notre Dame		4	3	149	A	Elon		13	1								
54	H	Coastal Caro.		19	9	149	H	Elon		14	1								

Non-Div. I Games:

Wake Forest

Wake Forest

Average RPI Win: 120		WON-LOST RECORD		WINNING PCT. RANK		LAST 10 GAMES		STRENGTH OF SCHEDULE		OPP. STRENGTH OF SCHEDULE		TEAM RPI		ADJ RPI		CONF. RPI		ADJ CONF. RPI	
DIV. I ONLY		31-8-0		.79487 10		8-2-0		73		17		13		.59602 13		2		2	
DIV. I NON-CONF.		20-4-0		.83333 10		4-0-0		129		61		23		.58424 23		3		3	
TOTALS		RPI 1-25		RPI 26-50		W-L RECORDS		RPI 51-100		RPI 101-150		RPI 150+							
31-8-0		5-3-0		1-1-0		OVERALL		8-3-0		5-0-0		12-1-0							
24-3-0		4-2-0		0-0-0		HOME		5-1-0		5-0-0		10-0-0							
6-3-0		1-0-0		1-1-0		AWAY		2-1-0		0-0-0		2-1-0							
1-2-0		0-1-0		0-0-0		NEUTRAL		1-1-0		0-0-0		0-0-0							
20-4-0		1-1-0		1-1-0		NON-CONFERENCE		3-2-0		5-0-0		10-0-0							
17-1-0		0-0-0		0-0-0		HOME		2-1-0		5-0-0		10-0-0							
2-1-0		1-0-0		1-0-		AWAY		0-0-0		0-0-0		0-0-0							
1-2-0		0-1-0		0-0-0		NEUTRAL		1-1-0		0-0-0		0-0-0							
11-4-0		4-2-0		0-0-0		CONFERENCE		5-1-0		0-0-0		2-1-0							
7-2-0		4-2-0		0-0-0		HOME		3-0-0		0-0-0		0-0-0							
4-2-0		0-0-0		0-0-0		AWAY		2-1-0		0-0-0		2-1-0							
0-0-0		0-0-0		0-0-0		NEUTRAL		0-0-0		0-0-0		0-0-0							
RPI	S	Opponent		Score		RPI	S	Opponent		Score		RPI	S	Opponent		Score			
2	N	Arizona		0	3	35	A	Louisiana Tech		13	10	51	N	Nebraska		15	5		
14	H	LSU		8	10	35	A	Louisiana Tech		3	4	56	A	Missouri		9	2		
14	H	LSU		9	3							56	A	Missouri		9	8		
14	H	LSU		0	2							56	A	Missouri		2	7		
16	H	Mississippi St.		5	4							62	N	Oklahoma St.		3	8		
16	H	Mississippi St.		3	1							63	H	Rhode Island		0	3		
16	H	Mississippi St.		6	1							63	H	Rhode Island		3	2		
18	A	Missouri St.		12	4							63	H	Rhode Island		5	2		
												100	H	Georgia		11	3		
												100	H	Georgia		14	4		
												100	H	Georgia		5	4		

Non-Div. I Games:

Arkansas

Average RPI Win: 106		WON-LOST	WINNING	LAST 10	STRENGTH OF		OPP. STRENGTH	TEAM	ADJ		CONF.	ADJ CONF.			
Average RPI Loss: 45		RECORD	PCT. RANK	GAMES	SCHEDULE		OF SCHEDULE	RPI	RPI		RPI	RPI			
DIV. I ONLY		25-12-0	.67568	40	7-3-0		5	43	14	.59482	14	2			
DIV. I NON-CONF.		16-6-0	.72727	26	3-0-0		26	115	26	.58263	26	3			
TOTALS		RPI 1-25	RPI 26-50		W-L RECORDS		RPI 51-100		RPI 101-150		RPI 150+				
25-12-0		4-6-0	6-3-0		OVERALL		5-1-0		4-2-0		6-0-0				
20-5-0		0-0-0	6-3-0		HOME		4-1-0		4-1-0		6-0-0				
3-5-0		3-4-0	0-0-0		AWAY		0-0-0		0-1-0		0-0-0				
2-2-0		1-2-0	0-0-0		NEUTRAL		1-0-0		0-0-0		0-0-0				
16-6-0		1-3-0	3-0-0		NON-CONFERENCE		2-1-0		4-2-0		6-0-0				
14-2-0		0-0-0	3-0-0		HOME		1-1-0		4-1-0		6-0-0				
0-2-0		0-1-0	0-0-		AWAY		0-0-0		0-1-0		0-0-0				
2-2-0		1-2-0	0-0-0		NEUTRAL		1-0-0		0-0-0		0-0-0				
9-6-0		3-3-0	3-3-0		CONFERENCE		3-0-0		0-0-0		0-0-0				
6-3-0		0-0-0	3-3-0		HOME		3-0-0		0-0-0		0-0-0				
3-3-0		3-3-0	0-0-0		AWAY		0-0-0		0-0-0		0-0-0				
0-0-0		0-0-0	0-0-0		NEUTRAL		0-0-0		0-0-0		0-0-0				
RPI S	Opponent	Score		RPI S	Opponent	Score		RPI S	Opponent	Score		RPI S	Opponent	Score	
4 N	Texas Tech	4	5	33 H	Maryland	6	1	57 H	Southeastern La.	8	2	122 H	Lamar University	10	4
9 A	Florida	0	1	33 H	Maryland	14	0	59 N	Louisiana	3	2	135 H	Wichita St.	9	2
9 A	Florida	10	6	33 H	Maryland	9	5	87 H	Tulane	6	7	135 H	Wichita St.	12	5
9 A	Florida	1	8	36 H	Texas A&M	0	4	100 H	Georgia	5	1	135 H	Wichita St.	6	1
10 N	TCU	6	9	36 H	Texas A&M	7	4	100 H	Georgia	22	9	139 A	New Orleans	8	11
13 A	Arkansas	2	0	36 H	Texas A&M	3	4	100 H	Georgia	7	6	139 H	New Orleans	4	7
13 A	Arkansas	3	9	42 H	Ole Miss	15	2					153 H	Nicholls St.	3	2
13 A	Arkansas	10	8	42 H	Ole Miss	1	4					245 H	Army West Point	9	0
15 N	Baylor	4	0	42 H	Ole Miss	3	2					245 H	Army West Point	6	0
17 A	McNeese	4	5									251 H	Air Force	10	3
												276 H	Hofstra	8	1
												280 H	Grambling	13	2
LAST 10 GAMES															
				122 H	Lamar University	10	4	13 A	Arkansas	2	0				
				42 H	Ole Miss	3	2	13 A	Arkansas	10	8				
				42 H	Ole Miss	1	4	13 A	Arkansas	3	9				
				42 H	Ole Miss	15	2	280 H	Grambling	13	2				
				59 N	Louisiana	3	2	36 H	Texas A&M	3	4				

Non-Div. I Games: Louisiana Col. 13 0

LSU

Average RPI Win:	86	WON-LOST RECORD	WINNING PCT. RANK	LAST 10 GAMES	STRENGTH OF SCHEDULE	OPP. STRENGTH OF SCHEDULE	TEAM RPI	ADJ RPI	CONF. RPI	ADJ CONF. RPI		
DIV. I ONLY		23-14-0	.62162	59	5-5-0	2	38	15	.59191	15	1	1
DIV. I NON-CONF.		18-7-0	.72	30	2-2-0	10	83	9	.60201	9	1	1
<hr/>												
TOTALS	RPI 1-25	RPI 26-50		W-L RECORDS		RPI 51-100		RPI 101-150		RPI 150+		
23-14-0	5-8-0	5-3-0		OVERALL		6-1-0		1-2-0		6-0-0		
16-9-0	4-5-0	2-1-0		HOME		4-1-0		1-2-0		5-0-0		
5-4-0	1-2-0	1-2-0		AWAY		2-0-0		0-0-0		1-0-0		
2-1-0	0-1-0	2-0-0		NEUTRAL		0-0-0		0-0-0		0-0-0		
18-7-0	2-2-0	3-2-0		NON-CONFERENCE		6-1-0		1-2-0		6-0-0		
12-4-0	2-1-0	0-0-0		HOME		4-1-0		1-2-0		5-0-0		
4-2-0	0-0-0	1-0-		AWAY		2-0-0		0-0-0		1-0-0		
2-1-0	0-1-0	2-0-0		NEUTRAL		0-0-0		0-0-0		0-0-0		
5-7-0	3-6-0	2-1-0		CONFERENCE		0-0-0		0-0-0		0-0-0		
4-5-0	2-4-0	2-1-0		HOME		0-0-0		0-0-0		0-0-0		
1-2-0	1-2-0	0-0-0		AWAY		0-0-0		0-0-0		0-0-0		
0-0-0	0-0-0	0-0-0		NEUTRAL		0-0-0		0-0-0		0-0-0		
RPI	S	Opponent	Score	RPI	S	Opponent	Score	RPI	S	Opponent	Score	
4	A	Texas Tech	3 5	36	N	Texas A&M	6 3	60	H	South Ala.	3 2	
4	A	Texas Tech	2 13	37	H	Texas	4 3	60	H	South Ala.	10 9	
4	A	Texas Tech	10 9	37	H	Texas	6 2	60	H	South Ala.	9 7	
8	H	West Virginia	5 1	37	H	Texas	3 5	65	A	DBU	4 1	
8	H	West Virginia	5 6	42	N	Ole Miss	4 0	65	H	DBU	8 6	
8	H	West Virginia	1 7	43	A	Washington	6 3	84	A	Sam Houston St.	6 5	
14	N	LSU	0 4	43	A	Washington	4 5	84	H	Sam Houston St.	4 7	
19	H	Houston	0 2	43	A	Washington	0 6					
19	H	Houston	2 1									
19	H	Houston	5 0									
25	H	Oklahoma	3 11									
25	H	Oklahoma	7 0									
25	H	Oklahoma	0 3									
<hr/>												
LAST 10 GAMES												
137	H	SFA	2 1	4	A	Texas Tech	10 9					
37	H	Texas	3 5	4	A	Texas Tech	3 5					
37	H	Texas	4 3	4	A	Texas Tech	2 13					
37	H	Texas	6 2	122	H	Lamar University	1 11					
84	H	Sam Houston St.	4 7	43	A	Washington	6 3					

Non-Div. I Games:

Baylor

Average RPI Win:	108	WON-LOST RECORD	WINNING PCT. RANK	LAST 10 GAMES	STRENGTH OF SCHEDULE	OPP. STRENGTH OF SCHEDULE	TEAM RPI	ADJ RPI	CONF. RPI	ADJ CONF. RPI					
DIV. I ONLY		26-14-0	.65	45	7-3-0	9	51	16	.59069	16	2	2			
DIV. I NON-CONF.		15-9-0	.625	72	2-1-0	35	161	67	.5437	67	3	3			
<hr/>															
TOTALS	RPI 1-25	RPI 26-50		W-L RECORDS		RPI 51-100		RPI 101-150		RPI 150+					
26-14-0	3-5-0	9-5-0		OVERALL		3-3-0		2-1-0		9-0-0					
19-6-0	3-2-0	3-1-0		HOME		3-2-0		1-1-0		9-0-0					
7-7-0	0-3-0	6-3-0		AWAY		0-1-0		1-0-0		0-0-0					
0-1-0	0-0-0	0-1-0		NEUTRAL		0-0-0		0-0-0		0-0-0					
15-9-0	1-1-0	1-4-0		NON-CONFERENCE		3-3-0		2-1-0		8-0-0					
13-5-0	1-1-0	0-1-0		HOME		3-2-0		1-1-0		8-0-0					
2-3-0	0-0-0	1-0-		AWAY		0-1-0		1-0-0		0-0-0					
0-1-0	0-0-0	0-1-0		NEUTRAL		0-0-0		0-0-0		0-0-0					
11-5-0	2-4-0	8-1-0		CONFERENCE		0-0-0		0-0-0		1-0-0					
6-1-0	2-1-0	3-0-0		HOME		0-0-0		0-0-0		1-0-0					
5-4-0	0-3-0	5-1-0		AWAY		0-0-0		0-0-0		0-0-0					
0-0-0	0-0-0	0-0-0		NEUTRAL		0-0-0		0-0-0		0-0-0					
RPI S	Opponent	Score		RPI S	Opponent	Score		RPI S	Opponent	Score					
4 H	Texas Tech	2	5	27 A	South Carolina	1	6	60 A	South Ala.	2	5	104 A	Memphis	8	3
4 H	Texas Tech	8	5	27 A	South Carolina	7	4	60 H	South Ala.	2	0	120 H	Marist	8	9
7 H	Kentucky	10	6	27 A	South Carolina	5	4	60 H	South Ala.	8	6	120 H	Marist	12	4
7 H	Kentucky	2	5	32 N	Southern Miss.	5	7	70 H	Morehead St.	8	13	170 H	Columbia	11	8
7 H	Kentucky	10	6	35 H	Louisiana Tech	2	3	93 H	FIU	3	8	170 H	Columbia	5	4
13 A	Arkansas	1	6	38 A	Oregon	5	6	93 H	FIU	9	7	178 H	Alabama	6	5
13 A	Arkansas	1	3	38 A	Oregon	0	1					184 H	Indiana St.	11	6
13 A	Arkansas	4	5	38 A	Oregon	5	4					184 H	Indiana St.	9	1
				42 A	Ole Miss	4	3					271 H	Western Ill.	10	9
				42 A	Ole Miss	5	3					271 H	Western Ill.	8	2
				42 A	Ole Miss	2	1					273 H	Ark.-Pine Bluff	11	8
				46 H	Tennessee	7	4					294 H	Mississippi Val.	5	0
				46 H	Tennessee	5	4								
				46 H	Tennessee	14	4								
LAST 10 GAMES															
				178 H	Alabama	6	5	294 H	Mississippi Val.	5	0				
				60 A	South Ala.	2	5	7 H	Kentucky	10	6				
				27 A	South Carolina	1	6	7 H	Kentucky	10	6				
				27 A	South Carolina	5	4	7 H	Kentucky	2	5				
				27 A	South Carolina	7	4	93 H	FIU	9	7				

Non-Div. I Games:

Mississippi St.



Average RPI Win:		159	WON-LOST RECORD		WINNING PCT. RANK		LAST 10 GAMES		STRENGTH OF SCHEDULE		OPP. STRENGTH OF SCHEDULE		TEAM RPI		ADJ RPI		CONF. RPI		ADJ CONF. RPI					
DIV. I ONLY			26-10-0		.72222		17		8-2-0		78		54		17		.5875		17		12		12	
DIV. I NON-CONF.			10-8-0		.55556		115		1-1-0		68		9		65		.54437		65		16		16	
TOTALS		RPI 1-25		RPI 26-50		W-L RECORDS		RPI 51-100		RPI 101-150		RPI 150+												
26-10-0		2-5-0		1-1-0		OVERALL		2-4-0		6-0-0		15-0-0												
18-1-0		2-0-0		1-0-0		HOME		1-1-0		6-0-0		8-0-0												
8-9-0		0-5-0		0-1-0		AWAY		1-3-0		0-0-0		7-0-0												
0-0-0		0-0-0		0-0-0		NEUTRAL		0-0-0		0-0-0		0-0-0												
10-8-0		2-5-0		1-1-0		NON-CONFERENCE		1-2-0		0-0-0		6-0-0												
9-1-0		2-0-0		1-0-0		HOME		1-1-0		0-0-0		5-0-0												
1-7-0		0-5-0		0-0-		AWAY		0-1-0		0-0-0		1-0-0												
0-0-0		0-0-0		0-0-0		NEUTRAL		0-0-0		0-0-0		0-0-0												
16-2-0		0-0-0		0-0-0		CONFERENCE		1-2-0		6-0-0		9-0-0												
9-0-0		0-0-0		0-0-0		HOME		0-0-0		6-0-0		3-0-0												
7-2-0		0-0-0		0-0-0		AWAY		1-2-0		0-0-0		6-0-0												
0-0-0		0-0-0		0-0-0		NEUTRAL		0-0-0		0-0-0		0-0-0												
RPI	S	Opponent		Score		RPI	S	Opponent		Score		RPI	S	Opponent		Score								
2	A	Arizona		3	12	35	A	Louisiana Tech		7	8	57	A	Southeastern La.		4	1							
2	A	Arizona		5	12	35	H	Louisiana Tech		5	3	57	A	Southeastern La.		2	10							
2	A	Arizona		3	8							57	A	Southeastern La.		4	5							
2	A	Arizona		3	9							59	H	Louisiana		1	3							
14	H	LSU		5	4							63	H	Rhode Island		5	4							
18	H	Missouri St.		4	3							87	A	Tulane		2	10							
19	A	Houston		5	6																			

Non-Div. I Games:

McNeese

Average RPI Win: 107		WON-LOST	WINNING	LAST 10	STRENGTH OF		OPP. STRENGTH	TEAM	ADJ	CONF.	ADJ CONF.
Average RPI Loss: 76		RECORD	PCT. RANK	GAMES	SCHEDULE		OF SCHEDULE	RPI	RPI	RPI	RPI
DIV. I ONLY		24-13-0	.64865	46	1-0-0		25	77	18	.58727	18
DIV. I NON-CONF.		18-13-0	.58065	94	1-0-0		18	95	29	.57815	29
TOTALS		RPI 1-25	RPI 26-50		W-L RECORDS		RPI 51-100		RPI 101-150		RPI 150+
24-13-0		0-2-0	3-3-0		OVERALL		9-3-0		5-5-0		7-0-0
11-5-0		0-1-0	0-0-0		HOME		6-2-0		2-2-0		3-0-0
11-8-0		0-1-0	3-3-0		AWAY		2-1-0		3-3-0		3-0-0
2-0-0		0-0-0	0-0-0		NEUTRAL		1-0-0		0-0-0		1-0-0
18-13-0		0-2-0	3-3-0		NON-CONFERENCE		3-3-0		5-5-0		7-0-0
5-5-0		0-1-0	0-0-0		HOME		0-2-0		2-2-0		3-0-0
11-8-0		0-1-0	3-0-		AWAY		2-1-0		3-3-0		3-0-0
2-0-0		0-0-0	0-0-0		NEUTRAL		1-0-0		0-0-0		1-0-0
6-0-0		0-0-0	0-0-0		CONFERENCE		6-0-0		0-0-0		0-0-0
6-0-0		0-0-0	0-0-0		HOME		6-0-0		0-0-0		0-0-0
0-0-0		0-0-0	0-0-0		AWAY		0-0-0		0-0-0		0-0-0
0-0-0		0-0-0	0-0-0		NEUTRAL		0-0-0		0-0-0		0-0-0
RPI S	Opponent	Score	RPI S	Opponent	Score	RPI S	Opponent	Score	RPI S	Opponent	Score
13 H	Arkansas	4 12	47 A	New Mexico	5 9	56 A	Missouri	5 3	102 A	Middle Tenn.	5 0
17 A	McNeese	3 4	47 A	New Mexico	8 17	62 A	Oklahoma St.	3 7	104 H	Memphis	4 5
			47 A	New Mexico	8 0	63 N	Rhode Island	12 1	104 H	Memphis	5 6
			48 A	Minnesota	7 2	65 H	DBU	5 1	104 H	Memphis	9 5
			48 A	Minnesota	2 5	65 H	DBU	7 3	116 A	Central Mich.	4 7
			48 A	Minnesota	12 3	65 H	DBU	11 8	116 A	Central Mich.	1 2
						86 H	Bradley	9 2	116 A	Central Mich.	12 1
						86 H	Bradley	5 3	125 A	Southeast Mo. St.	4 5
						86 H	Bradley	13 3	139 H	New Orleans	7 2
						91 H	Kansas	2 4	145 A	Saint Louis	15 8
						98 A	Oral Roberts	9 5	155 H	Central Ark.	5 3
						98 H	Oral Roberts	1 3	155 H	Central Ark.	5 0
									155 H	Central Ark.	4 0
									161 N	Stony Brook	7 0
									165 A	Lipscomb	6 4
									173 A	Arkansas St.	13 0
									174 A	Belmont	7 5
LAST 10 GAMES											
145 A	Saint Louis	15 8	13 H	Arkansas	4 12	65 H	DBU	7 3			
56 A	Missouri	5 3	65 H	DBU	11 8	65 H	DBU	5 1			
47 A	New Mexico	8 0	65 H	DBU	5 1	91 H	Kansas	2 4			
47 A	New Mexico	5 9									
47 A	New Mexico	8 17									

Non-Div. I Games:

Missouri St.

Average RPI Win:	125	WON-LOST RECORD	WINNING PCT. RANK	LAST 10 GAMES	STRENGTH OF SCHEDULE	OPP. STRENGTH OF SCHEDULE	TEAM RPI	ADJ RPI	CONF. RPI	ADJ CONF. RPI				
DIV. I ONLY		25-11-0	.69444	31	5-5-0	55	18	19	.58724	19	5	5		
DIV. I NON-CONF.		19-8-0	.7037	36	0-3-0	84	24	35	.57126	35	5	5		
<hr/>														
TOTALS	RPI 1-25	RPI 26-50		W-L RECORDS		RPI 51-100		RPI 101-150		RPI 150+				
25-11-0	5-4-0	1-1-0		OVERALL		4-4-0		6-2-0		9-0-0				
15-3-0	3-0-0	1-1-0		HOME		3-1-0		0-1-0		8-0-0				
9-6-0	2-4-0	0-0-0		AWAY		1-1-0		5-1-0		1-0-0				
1-2-0	0-0-0	0-0-0		NEUTRAL		0-2-0		1-0-0		0-0-0				
19-8-0	4-2-0	1-1-0		NON-CONFERENCE		1-4-0		4-1-0		9-0-0				
12-3-0	3-0-0	1-1-0		HOME		0-1-0		0-1-0		8-0-0				
6-3-0	1-2-0	0-0-		AWAY		1-1-0		3-0-0		1-0-0				
1-2-0	0-0-0	0-0-0		NEUTRAL		0-2-0		1-0-0		0-0-0				
6-3-0	1-2-0	0-0-0		CONFERENCE		3-0-0		2-1-0		0-0-0				
3-0-0	0-0-0	0-0-0		HOME		3-0-0		0-0-0		0-0-0				
3-3-0	1-2-0	0-0-0		AWAY		0-0-0		2-1-0		0-0-0				
0-0-0	0-0-0	0-0-0		NEUTRAL		0-0-0		0-0-0		0-0-0				
<hr/>														
RPI	S	Opponent	Score		RPI	S	Opponent	Score		RPI	S	Opponent	Score	
12	H	Wake Forest	5	4	26	H	Cal St. Fullerton	1	4	56	N	Missouri	2	4
12	H	Wake Forest	8	1	26	H	Cal St. Fullerton	7	4	59	A	Louisiana	4	0
15	A	Baylor	2	0						81	H	East Carolina	17	3
15	A	Baylor	1	2						81	H	East Carolina	9	6
15	A	Baylor	0	5						81	H	East Carolina	8	1
17	H	McNeese	6	5						84	N	Sam Houston St.	4	5
21	A	UCF	2	5						85	A	Rice	3	4
21	A	UCF	3	1						85	H	Rice	0	9
21	A	UCF	1	6										

Non-Div. I Games:

Houston

Average RPI Win:		106	WON-LOST RECORD		WINNING PCT. RANK		LAST 10 GAMES		STRENGTH OF SCHEDULE		OPP. STRENGTH OF SCHEDULE		TEAM RPI		ADJ RPI		CONF. RPI		ADJ CONF. RPI	
DIV. I ONLY			22-13-0		.62857 55		8-2-0		31		32		20		.58645 20		8		8	
DIV. I NON-CONF.			12-11-0		.52174 137		1-1-0		12		30		27		.57991 27		7		7	
TOTALS		RPI 1-25		RPI 26-50		W-L RECORDS		RPI 51-100		RPI 101-150		RPI 150+								
22-13-0		4-3-0		3-1-0		OVERALL		2-7-0		7-1-0		6-1-0								
14-2-0		1-0-0		3-0-0		HOME		1-1-0		4-0-0		5-1-0								
7-11-0		3-3-0		0-1-0		AWAY		1-6-0		2-1-0		1-0-0								
1-0-0		0-0-0		0-0-0		NEUTRAL		0-0-0		1-0-0		0-0-0								
12-11-0		4-3-0		0-1-0		NON-CONFERENCE		2-7-0		2-0-0		4-0-0								
6-1-0		1-0-0		0-0-0		HOME		1-1-0		1-0-0		3-0-0								
5-10-0		3-3-0		0-0-		AWAY		1-6-0		0-0-0		1-0-0								
1-0-0		0-0-0		0-0-0		NEUTRAL		0-0-0		1-0-0		0-0-0								
10-2-0		0-0-0		3-0-0		CONFERENCE		0-0-0		5-1-0		2-1-0								
8-1-0		0-0-0		3-0-0		HOME		0-0-0		3-0-0		2-1-0								
2-1-0		0-0-0		0-0-0		AWAY		0-0-0		2-1-0		0-0-0								
0-0-0		0-0-0		0-0-0		NEUTRAL		0-0-0		0-0-0		0-0-0								
RPI	S	Opponent		Score		RPI	S	Opponent		Score		RPI	S	Opponent		Score				
3	A	North Carolina		5	2	26	H	Cal St. Fullerton		6	4	67	A	UCLA		1	2			
3	A	North Carolina		5	8	26	H	Cal St. Fullerton		8	5	77	A	Southern California		3	4			
3	A	North Carolina		4	1	26	H	Cal St. Fullerton		1	0	77	H	Southern California		6	0			
10	H	TCU		7	0	40	A	Stanford		3	7	79	A	California		3	1			
25	A	Oklahoma		2	4							88	A	San Diego St.		5	12			
25	A	Oklahoma		8	3							88	H	San Diego St.		2	6			
25	A	Oklahoma		2	6							95	A	Arizona St.		4	9			
												95	A	Arizona St.		6	7			
												95	A	Arizona St.		5	8			
														163 A Pepperdine		2	1			
														187 H CSUN		4	0			
														187 H CSUN		5	8			
														187 H CSUN		6	2			
														230 H Fordham		6	0			
														230 H Fordham		8	4			
														230 H Fordham		7	1			
LAST 10 GAMES																				
						67	A	UCLA		1	2	119	H	UC Riverside		11	4			
						187	H	CSUN		5	8	119	H	UC Riverside		8	0			
						187	H	CSUN		4	0	77	H	Southern California		6	0			
						187	H	CSUN		6	2	107	A	UC Santa Barbara		5	2			
						119	H	UC Riverside		3	0	107	A	UC Santa Barbara		9	3			

Non-Div. I Games:

Long Beach St.

UCF

Average RPI Win: 129		WON-LOST	WINNING	LAST 10	STRENGTH OF	OPP. STRENGTH	TEAM	ADJ	CONF.	ADJ CONF.				
Average RPI Loss: 47		RECORD	PCT. RANK	GAMES	SCHEDULE	OF SCHEDULE	RPI	RPI	RPI	RPI				
DIV. I ONLY		27-11-0	.71053	24	6-4-0	24	82	21	.58641	21	5	5		
DIV. I NON-CONF.		22-7-0	.75862	23	2-1-0	54	104	36	.57081	36	5	5		
<hr/>														
TOTALS		RPI 1-25		RPI 26-50		W-L RECORDS		RPI 51-100		RPI 101-150		RPI 150+		
27-11-0		3-5-0		0-2-0		OVERALL		9-2-0		5-2-0		10-0-0		
22-6-0		3-1-0		0-2-0		HOME		4-1-0		5-2-0		10-0-0		
5-5-0		0-4-0		0-0-0		AWAY		5-1-0		0-0-0		0-0-0		
0-0-0		0-0-0		0-0-0		NEUTRAL		0-0-0		0-0-0		0-0-0		
<hr/>														
22-7-0		1-1-0		0-2-0		NON-CONFERENCE		6-2-0		5-2-0		10-0-0		
20-5-0		1-0-0		0-2-0		HOME		4-1-0		5-2-0		10-0-0		
2-2-0		0-1-0		0-0-		AWAY		2-1-0		0-0-0		0-0-0		
0-0-0		0-0-0		0-0-0		NEUTRAL		0-0-0		0-0-0		0-0-0		
<hr/>														
5-4-0		2-4-0		0-0-0		CONFERENCE		3-0-0		0-0-0		0-0-0		
2-1-0		2-1-0		0-0-0		HOME		0-0-0		0-0-0		0-0-0		
3-3-0		0-3-0		0-0-0		AWAY		3-0-0		0-0-0		0-0-0		
0-0-0		0-0-0		0-0-0		NEUTRAL		0-0-0		0-0-0		0-0-0		
<hr/>														
RPI	S	Opponent	Score		RPI	S	Opponent	Score		RPI	S	Opponent	Score	
9	A	Florida	3	4	29	H	Florida St.	0	5	66	A	Bethune-Cookman	5	4
9	H	Florida	11	2	29	H	Florida St.	2	5	66	H	Bethune-Cookman	5	1
19	H	Houston	5	2						71	A	Jacksonville	10	3
19	H	Houston	1	3						71	A	Jacksonville	1	7
19	H	Houston	6	1						71	H	Jacksonville	4	0
24	A	South Fla.	4	5						71	H	Jacksonville	10	1
24	A	South Fla.	5	6						76	H	Fla. Atlantic	3	8
24	A	South Fla.	5	7						81	A	East Carolina	8	7
										81	A	East Carolina	9	4
										81	A	East Carolina	7	0
										86	H	Bradley	12	9
										221	H	Stetson		
										237	H	Siena		
										237	H	Siena		
										237	H	Siena		
										258	H	Manhattan		
										258	H	Manhattan		
										258	H	Manhattan		
<hr/>														
LAST 10 GAMES														
					66	H	Bethune-Cookman	5	1	24	A	South Fla.	5	7
					81	A	East Carolina	7	0	24	A	South Fla.	5	6
					81	A	East Carolina	9	4	24	A	South Fla.	4	5
					81	A	East Carolina	8	7	221	H	Stetson	5	3
					76	H	Fla. Atlantic	3	8	19	H	Houston	6	1

Non-Div. I Games:

UCF

Average RPI Win: 99		WON-LOST	WINNING	LAST 10	STRENGTH OF		OPP. STRENGTH	TEAM	ADJ		CONF.	ADJ CONF.
Average RPI Loss: 67		RECORD	PCT. RANK	GAMES	SCHEDULE		OF SCHEDULE	RPI	RPI		RPI	RPI
DIV. I ONLY		23-15-0	.60526	69	6-4-0		4	63	22		2	2
DIV. I NON-CONF.		16-7-0	.69565	39	2-1-0		15	226	34		3	3
TOTALS		RPI 1-25	RPI 26-50		W-L RECORDS		RPI 51-100		RPI 101-150		RPI 150+	
23-15-0		2-4-0	7-5-0		OVERALL		4-2-0		2-2-0		8-2-0	
14-9-0		1-2-0	2-1-0		HOME		4-2-0		1-2-0		6-2-0	
7-6-0		1-2-0	5-4-0		AWAY		0-0-0		1-0-0		0-0-0	
2-0-0		0-0-0	0-0-0		NEUTRAL		0-0-0		0-0-0		2-0-0	
16-7-0		0-0-0	2-1-0		NON-CONFERENCE		4-2-0		2-2-0		8-2-0	
11-6-0		0-0-0	0-0-0		HOME		4-2-0		1-2-0		6-2-0	
3-1-0		0-0-0	2-0-		AWAY		0-0-0		1-0-0		0-0-0	
2-0-0		0-0-0	0-0-0		NEUTRAL		0-0-0		0-0-0		2-0-0	
7-8-0		2-4-0	5-4-0		CONFERENCE		0-0-0		0-0-0		0-0-0	
3-3-0		1-2-0	2-1-0		HOME		0-0-0		0-0-0		0-0-0	
4-5-0		1-2-0	3-3-0		AWAY		0-0-0		0-0-0		0-0-0	
0-0-0		0-0-0	0-0-0		NEUTRAL		0-0-0		0-0-0		0-0-0	
RPI S	Opponent	Score	RPI S	Opponent	Score	RPI S	Opponent	Score	RPI S	Opponent	Score	
7 A	Kentucky	3 10	27 A	South Carolina	1 6	57 H	Southeastern La.	4 2	102 A	Middle Tenn.	21 2	
7 A	Kentucky	4 7	27 A	South Carolina	7 6	57 H	Southeastern La.	9 6	130 H	Ill.-Chicago	6 2	
7 A	Kentucky	6 4	27 A	South Carolina	5 3	73 H	Tennessee Tech	2 5	130 H	Ill.-Chicago	2 5	
9 H	Florida	6 10	34 A	San Diego	2 3	80 H	Saint Mary's (CA)	1 5	130 H	Ill.-Chicago	3 5	
9 H	Florida	2 0	34 A	San Diego	11 1	80 H	Saint Mary's (CA)	9 1	155 H	Central Ark.	9 1	
9 H	Florida	8 20	34 A	San Diego	8 2	80 H	Saint Mary's (CA)	9 8	155 H	Central Ark.	10 5	
			36 H	Texas A&M	4 3				165 N	Lipscomb	10 0	
			36 H	Texas A&M	17 3				174 N	Belmont	17 11	
			36 H	Texas A&M	4 6				187 H	CSUN	1 4	
			42 A	Ole Miss	6 2				187 H	CSUN	4 6	
			42 A	Ole Miss	0 1				187 H	CSUN	11 3	
			42 A	Ole Miss	8 10				194 H	UT Martin	11 0	
									246 H	Western Ky.	8 1	
									253 H	Evansville	7 4	
LAST 10 GAMES												
102 A	Middle Tenn.	21 2	27 A	South Carolina	1 6							
9 H	Florida	8 20	27 A	South Carolina	5 3							
9 H	Florida	2 0	27 A	South Carolina	7 6							
9 H	Florida	6 10	194 H	UT Martin	11 0							
73 H	Tennessee Tech	2 5	7 A	Kentucky	6 4							

Non-Div. I Games:

Vanderbilt



Average RPI Win: 147		WON-LOST	WINNING	LAST 10	STRENGTH OF	OPP. STRENGTH	TEAM	ADJ	CONF.	ADJ CONF.				
Average RPI Loss: 82		RECORD	PCT. RANK	GAMES	SCHEDULE	OF SCHEDULE	RPI	RPI	RPI	RPI				
DIV. I ONLY		30-7-0	.81081	6	7-3-0	97	66	24	.58408	24	5	5		
DIV. I NON-CONF.		25-3-0	.89286	3	2-0-0	139	103	15	.59403	15	5	5		
<hr/>														
TOTALS		RPI 1-25		RPI 26-50		W-L RECORDS		RPI 51-100		RPI 101-150		RPI 150+		
30-7-0		3-0-0		1-0-0		OVERALL		7-7-0		2-0-0		17-0-0		
26-4-0		3-0-0		0-0-0		HOME		6-4-0		1-0-0		16-0-0		
4-3-0		0-0-0		1-0-0		AWAY		1-3-0		1-0-0		1-0-0		
0-0-0		0-0-0		0-0-0		NEUTRAL		0-0-0		0-0-0		0-0-0		
<hr/>														
25-3-0		0-0-0		1-0-0		NON-CONFERENCE		5-3-0		2-0-0		17-0-0		
22-2-0		0-0-0		0-0-0		HOME		5-2-0		1-0-0		16-0-0		
3-1-0		0-0-0		1-0-		AWAY		0-1-0		1-0-0		1-0-0		
0-0-0		0-0-0		0-0-0		NEUTRAL		0-0-0		0-0-0		0-0-0		
<hr/>														
5-4-0		3-0-0		0-0-0		CONFERENCE		2-4-0		0-0-0		0-0-0		
4-2-0		3-0-0		0-0-0		HOME		1-2-0		0-0-0		0-0-0		
1-2-0		0-0-0		0-0-0		AWAY		1-2-0		0-0-0		0-0-0		
0-0-0		0-0-0		0-0-0		NEUTRAL		0-0-0		0-0-0		0-0-0		
<hr/>														
RPI	S	Opponent		Score	RPI	S	Opponent		Score	RPI	S	Opponent		Score
21	H	UCF		5 4	29	A	Florida St.		4 2	52	A	FGCU		1 2
21	H	UCF		7 5						71	H	Jacksonville		12 6
21	H	UCF		6 5						75	H	Florida A&M		2 3
										75	H	Florida A&M		7 1
										75	H	Florida A&M		11 1
										83	H	Iowa		2 4
										83	H	Iowa		9 4
										83	H	Iowa		6 0
										87	A	Tulane		4 6
										87	A	Tulane		3 4
										87	A	Tulane		7 5
										96	H	Cincinnati		4 2
										96	H	Cincinnati		3 9
										96	H	Cincinnati		2 3

Non-Div. I Games:

South Fla.



Average RPI Win: 150		WON-LOST RECORD		WINNING PCT. RANK		LAST 10 GAMES		STRENGTH OF SCHEDULE		OPP. STRENGTH OF SCHEDULE		TEAM RPI		ADJ RPI		CONF. RPI		ADJ CONF. RPI					
DIV. I ONLY		27-13-0		.675 41		3-7-0		41		74		25		.58392 25		1		1					
DIV. I NON-CONF.		22-8-0		.73333 25		1-5-0		92		154		37		.56905 37		1		1					
TOTALS		RPI 1-25		RPI 26-50		W-L RECORDS		RPI 51-100		RPI 101-150		RPI 150+											
27-13-0		6-6-0		1-2-0		OVERALL		1-4-0		4-1-0		15-0-0											
20-3-0		4-2-0		0-0-0		HOME		1-0-0		1-1-0		14-0-0											
7-10-0		2-4-0		1-2-0		AWAY		0-4-0		3-0-0		1-0-0											
0-0-0		0-0-0		0-0-0		NEUTRAL		0-0-0		0-0-0		0-0-0											
22-8-0		2-4-0		0-0-0		NON-CONFERENCE		1-3-0		4-1-0		15-0-0											
18-2-0		2-1-0		0-0-0		HOME		1-0-0		1-1-0		14-0-0											
4-6-0		0-3-0		0-0-		AWAY		0-3-0		3-0-0		1-0-0											
0-0-0		0-0-0		0-0-0		NEUTRAL		0-0-0		0-0-0		0-0-0											
5-5-0		4-2-0		1-2-0		CONFERENCE		0-1-0		0-0-0		0-0-0											
2-1-0		2-1-0		0-0-0		HOME		0-0-0		0-0-0		0-0-0											
3-4-0		2-1-0		1-2-0		AWAY		0-1-0		0-0-0		0-0-0											
0-0-0		0-0-0		0-0-0		NEUTRAL		0-0-0		0-0-0		0-0-0											
RPI	S	Opponent		Score		RPI	S	Opponent		Score		RPI	S	Opponent		Score							
4	H	Texas Tech		4	9	37	A	Texas		3	5	53	A	Georgia Tech		0	2	108	H	Boston College		5	4
4	H	Texas Tech		5	4	37	A	Texas		2	1	62	A	Oklahoma St.		3	4	135	H	Wichita St.		2	4
4	H	Texas Tech		6	2	37	A	Texas		3	9	65	A	DBU		10	16	143	A	Kennesaw St.		17	9
15	A	Baylor		0	7							98	A	Oral Roberts		2	3	143	A	Kennesaw St.		14	4
15	A	Baylor		11	3							98	H	Oral Roberts		6	2	143	A	Kennesaw St.		5	2
15	A	Baylor		3	0													186	H	Buffalo		16	10
20	H	Long Beach St.		4	2													186	H	Buffalo		11	0
20	H	Long Beach St.		3	8													186	H	Buffalo		5	1
20	H	Long Beach St.		6	2													186	H	Buffalo		1	0
23	A	Michigan		2	5													189	H	Central Conn. St.		11	2
23	A	Michigan		4	14													189	H	Central Conn. St.		6	1
23	A	Michigan		2	6													189	H	Central Conn. St.		3	0
																		189	H	Central Conn. St.		13	2
																		217	A	Georgia St.		5	4
																		243	H	Little Rock		10	5
																		256	H	Northern Ill.		10	3
																		268	H	Villanova		17	1
																		268	H	Villanova		9	2
																		280	H	Grambling		10	2
																		280	H	Grambling		11	2
						LAST 10 GAMES																	
						65	A	DBU		10	16	37	A	Texas		2	1						
						23	A	Michigan		2	6	37	A	Texas		3	9						
						23	A	Michigan		4	14	37	A	Texas		3	5						
						23	A	Michigan		2	5	98	H	Oral Roberts		6	2						
						98	A	Oral Roberts		2	3	4	H	Texas Tech		5	4						

Non-Div. I Games:

Oklahoma

Average RPI Win:	98	WON-LOST	WINNING	LAST 10	STRENGTH OF	OPP. STRENGTH	TEAM	ADJ	CONF.	ADJ CONF.	
Average RPI Loss:	66	RECORD	PCT. RANK	GAMES	SCHEDULE	OF SCHEDULE	RPI	RPI	RPI	RPI	
DIV. I ONLY	23-12-0	.65714	43	1-0-0	48	14	26	.58271	26	8	8
DIV. I NON-CONF.	18-8-0	.69231	43	1-0-0	16	17	10	.60094	10	7	7
<hr/>											
TOTALS	RPI 1-25	RPI 26-50		W-L RECORDS		RPI 51-100		RPI 101-150		RPI 150+	
23-12-0	2-4-0	7-2-0		OVERALL		6-4-0		2-1-0		6-1-0	
15-3-0	1-0-0	6-1-0		HOME		4-2-0		0-0-0		4-0-0	
8-8-0	1-4-0	1-0-0		AWAY		2-2-0		2-1-0		2-1-0	
0-1-0	0-0-0	0-1-0		NEUTRAL		0-0-0		0-0-0		0-0-0	
18-8-0	2-1-0	7-2-0		NON-CONFERENCE		6-4-0		0-0-0		3-1-0	
12-3-0	1-0-0	6-1-0		HOME		4-2-0		0-0-0		1-0-0	
6-4-0	1-1-0	1-0-		AWAY		2-2-0		0-0-0		2-1-0	
0-1-0	0-0-0	0-1-0		NEUTRAL		0-0-0		0-0-0		0-0-0	
5-4-0	0-3-0	0-0-0		CONFERENCE		0-0-0		2-1-0		3-0-0	
3-0-0	0-0-0	0-0-0		HOME		0-0-0		0-0-0		3-0-0	
2-4-0	0-3-0	0-0-0		AWAY		0-0-0		2-1-0		0-0-0	
0-0-0	0-0-0	0-0-0		NEUTRAL		0-0-0		0-0-0		0-0-0	
RPI S	Opponent	Score	RPI S	Opponent	Score	RPI S	Opponent	Score	RPI S	Opponent	Score
2 H	Arizona	4 0	34 A	San Diego	9 2	61 H	Gonzaga	4 3	119 A	UC Riverside	2 3
19 A	Houston	4 1	34 H	San Diego	13 2	61 H	Gonzaga	3 2	119 A	UC Riverside	15 2
19 A	Houston	4 7	34 N	San Diego	6 11	61 H	Gonzaga	0 1	119 A	UC Riverside	6 1
20 A	Long Beach St.	0 1	40 H	Stanford	6 7	67 A	UCLA	7 9	193 H	UC Davis	8 5
20 A	Long Beach St.	4 6	40 H	Stanford	1 0	77 A	Southern California	9 13	193 H	UC Davis	6 0
20 A	Long Beach St.	5 8	40 H	Stanford	8 1	77 H	Southern California	2 1	193 H	UC Davis	9 8
			47 H	New Mexico	1 0	77 H	Southern California	13 5	215 H	San Jose St.	6 1
			47 H	New Mexico	2 1	88 H	San Diego St.	4 5	227 A	UNLV	5 0
			47 H	New Mexico	5 4	95 A	Arizona St.	13 4	227 A	UNLV	4 1
						95 A	Arizona St.	10 4	227 A	UNLV	1 6
<hr/>											
LAST 10 GAMES											
34 H San Diego 13 2						193 H UC Davis 8 5					
34 N San Diego 6 11						193 H UC Davis 9 8					
77 H Southern California 2 1						193 H UC Davis 6 0					
77 H Southern California 13 5						119 A UC Riverside 15 2					
77 A Southern California 9 13						119 A UC Riverside 6 1					

Non-Div. I Games:

Cal St. Fullerton



Average RPI Win:	115	WON-LOST RECORD	WINNING PCT. RANK	LAST 10 GAMES	STRENGTH OF SCHEDULE	OPP. STRENGTH OF SCHEDULE	TEAM RPI	ADJ RPI	CONF. RPI	ADJ CONF. RPI			
DIV. I ONLY		28-11-0	.71795	20	6-4-0	61	33	28	.57877	28	2	2	
DIV. I NON-CONF.		17-6-0	.73913	24	2-1-0	104	141	66	.54429	66	3	3	
<hr/>													
TOTALS	RPI 1-25	RPI 26-50		W-L RECORDS		RPI 51-100		RPI 101-150		RPI 150+			
28-11-0	3-0-0	5-4-0		OVERALL		5-4-0		3-0-0		12-3-0			
19-7-0	3-0-0	2-1-0		HOME		1-3-0		2-0-0		11-3-0			
8-4-0	0-0-0	3-3-0		AWAY		4-1-0		1-0-0		0-0-0			
1-0-0	0-0-0	0-0-0		NEUTRAL		0-0-0		0-0-0		1-0-0			
17-6-0	0-0-0	0-0-0		NON-CONFERENCE		3-3-0		3-0-0		11-3-0			
14-6-0	0-0-0	0-0-0		HOME		1-3-0		2-0-0		11-3-0			
3-0-0	0-0-0	0-0-		AWAY		2-0-0		1-0-0		0-0-0			
0-0-0	0-0-0	0-0-0		NEUTRAL		0-0-0		0-0-0		0-0-0			
11-5-0	3-0-0	5-4-0		CONFERENCE		2-1-0		0-0-0		1-0-0			
5-1-0	3-0-0	2-1-0		HOME		0-0-0		0-0-0		0-0-0			
5-4-0	0-0-0	3-3-0		AWAY		2-1-0		0-0-0		0-0-0			
1-0-0	0-0-0	0-0-0		NEUTRAL		0-0-0		0-0-0		1-0-0			
RPI	S	Opponent	Score	RPI	S	Opponent	Score	RPI	S	Opponent	Score		
9	H	Florida	14 3	27	H	South Carolina	5 4	53	A	Georgia Tech	7 4		
9	H	Florida	6 5	27	H	South Carolina	0 7	53	H	Georgia Tech	8 11		
9	H	Florida	2 1	27	H	South Carolina	6 5	60	H	South Ala.	3 14		
				36	A	Texas A&M	2 1	75	H	Florida A&M	12 8		
				36	A	Texas A&M	3 6	97	A	Samford	16 15		
				36	A	Texas A&M	1 3	97	H	Samford	6 7		
				46	A	Tennessee	3 2	100	A	Georgia	4 1		
				46	A	Tennessee	4 5	100	A	Georgia	1 4		
				46	A	Tennessee	8 1	100	A	Georgia	2 1		
										165	H	Lipscomb	7 8
										165	H	Lipscomb	8 0
										165	H	Lipscomb	8 11
										165	H	Lipscomb	7 8
										165	H	Lipscomb	8 0
										165	H	Lipscomb	5 4
										178	N	Alabama	4 3
										185	H	Holy Cross	4 0
										185	H	Holy Cross	7 0
										185	H	Holy Cross	13 4
										202	H	George Washington	4 3
										202	H	George Washington	2 0
										202	H	George Washington	5 9
										202	H	George Washington	9 0
										208	H	UAB	4 0
<hr/>													
LAST 10 GAMES													
143	A	Kennesaw St.	15 7	36	A	Texas A&M	1 3						
46	A	Tennessee	8 1	36	A	Texas A&M	3 6						
46	A	Tennessee	4 5	36	A	Texas A&M	2 1						
46	A	Tennessee	3 2	53	H	Georgia Tech	8 11						
97	A	Samford	16 15	27	H	South Carolina	6 5						

Non-Div. I Games:

Auburn

Average RPI Win: 101		WON-LOST	WINNING	LAST 10	STRENGTH OF		OPP. STRENGTH	TEAM	ADJ	CONF.	ADJ CONF.
Average RPI Loss: 43		RECORD	PCT. RANK	GAMES	SCHEDULE		OF SCHEDULE	RPI	RPI	RPI	RPI
DIV. I ONLY		24-15-0	.61538	64	6-4-0		17	11	29	.57752	29
DIV. I NON-CONF.		15-6-0	.71429	32	3-1-0		13	35	13	.59749	13
TOTALS		RPI 1-25	RPI 26-50		W-L RECORDS		RPI 51-100		RPI 101-150		RPI 150+
24-15-0		4-8-0	1-2-0		OVERALL		10-1-0		5-4-0		4-0-0
16-8-0		2-6-0	0-0-0		HOME		6-0-0		4-2-0		4-0-0
8-6-0		2-1-0	1-2-0		AWAY		4-1-0		1-2-0		0-0-0
0-1-0		0-1-0	0-0-0		NEUTRAL		0-0-0		0-0-0		0-0-0
15-6-0		2-4-0	0-0-0		NON-CONFERENCE		7-1-0		2-1-0		4-0-0
12-3-0		0-2-0	0-0-0		HOME		6-0-0		2-1-0		4-0-0
3-2-0		2-1-0	0-0-		AWAY		1-1-0		0-0-0		0-0-0
0-1-0		0-1-0	0-0-0		NEUTRAL		0-0-0		0-0-0		0-0-0
9-9-0		2-4-0	1-2-0		CONFERENCE		3-0-0		3-3-0		0-0-0
4-5-0		2-4-0	0-0-0		HOME		0-0-0		2-1-0		0-0-0
5-4-0		0-0-0	1-2-0		AWAY		3-0-0		1-2-0		0-0-0
0-0-0		0-0-0	0-0-0		NEUTRAL		0-0-0		0-0-0		0-0-0
RPI S	Opponent	Score	RPI S	Opponent	Score	RPI S	Opponent	Score	RPI S	Opponent	Score
3 H	North Carolina	1 3	39 A	North Carolina St.	16 7	52 A	FGCU	2 5	103 A	Virginia Tech	0 17
3 H	North Carolina	7 9	39 A	North Carolina St.	4 8	52 H	FGCU	7 6	103 A	Virginia Tech	12 13
3 H	North Carolina	2 5	39 A	North Carolina St.	3 4	52 H	FGCU	3 2	103 A	Virginia Tech	9 2
6 H	Clemson	7 3				71 A	Jacksonville	6 5	108 H	Boston College	5 8
6 H	Clemson	10 12				71 H	Jacksonville	10 9	108 H	Boston College	13 0
6 H	Clemson	7 6				97 H	Samford	8 0	108 H	Boston College	11 1
9 A	Florida	0 1				97 H	Samford	16 3	128 H	VCU	12 3
9 H	Florida	7 10				97 H	Samford	13 4	128 H	VCU	0 3
9 N	Florida	1 4				99 A	Notre Dame	8 2	128 H	VCU	11 3
21 A	UCF	5 2				99 A	Notre Dame	8 3	221 H	Stetson	7 3
21 A	UCF	5 0				99 A	Notre Dame	5 1	232 H	Oakland	14 6
24 H	South Fla.	2 4							232 H	Oakland	12 1
									232 H	Oakland	18 10
LAST 10 GAMES											
221 H	Stetson	7 3	39 A	North Carolina St.	4 8						
6 H	Clemson	7 6	39 A	North Carolina St.	3 4						
6 H	Clemson	7 3	39 A	North Carolina St.	16 7						
6 H	Clemson	10 12	52 H	FGCU	3 2						
9 H	Florida	7 10	52 H	FGCU	7 6						

Non-Div. I Games:

Florida St.

[illegible]

**Non-Div. I Games:**

St. John's (NY)

Mercer		Average RPI Win: 153	WON-LOST RECORD	WINNING PCT. RANK	LAST 10 GAMES	STRENGTH OF SCHEDULE	OPP. STRENGTH OF SCHEDULE	TEAM RPI	ADJ RPI	CONF. RPI	ADJ CONF. RPI
DIV. I ONLY		32-7-0		.82051 4	9-1-0	208	39	31	.57435 31	10	10
DIV. I NON-CONF.		21-6-0		.77778 18	2-1-0	258	12	58	.55113 58	13	13
TOTALS		RPI 1-25		RPI 26-50	W-L RECORDS		RPI 51-100		RPI 101-150		RPI 150+
32-7-0		0-0-0		0-0-0	OVERALL		12-5-0		5-2-0		15-0-0
17-3-0		0-0-0		0-0-0	HOME		8-2-0		2-1-0		7-0-0
15-4-0		0-0-0		0-0-0	AWAY		4-2-0		3-1-0		8-0-0
0-0-0		0-0-0		0-0-0	NEUTRAL		0-0-0		0-0-0		0-0-0
21-6-0		0-0-0		0-0-0	NON-CONFERENCE		9-5-0		3-1-0		9-0-0
12-2-0		0-0-0		0-0-0	HOME		5-2-0		0-0-0		7-0-0
9-4-0		0-0-0		0-0-	AWAY		4-3-0		3-1-0		2-0-0
0-0-0		0-0-0		0-0-0	NEUTRAL		0-0-0		0-0-0		0-0-0
11-1-0		0-0-0		0-0-0	CONFERENCE		3-0-0		2-1-0		6-0-0
5-1-0		0-0-0		0-0-0	HOME		3-0-0		2-1-0		0-0-0
6-0-0		0-0-0		0-0-0	AWAY		0-0-0		0-0-0		6-0-0
0-0-0		0-0-0		0-0-0	NEUTRAL		0-0-0		0-0-0		0-0-0
RPI S	Opponent	Score	RPI S	Opponent	Score	RPI S	Opponent	Score	RPI S	Opponent	Score
						53 A	Georgia Tech	5 8	117 A	Austin Peay	10 6
						53 H	Georgia Tech	3 11	117 A	Austin Peay	4 14
						75 A	Florida A&M	7 10	117 A	Austin Peay	9 1
						75 A	Florida A&M	6 9	136 H	ETSU	2 9
						75 H	Florida A&M	11 5	136 H	ETSU	10 6
						75 H	Florida A&M	9 2	136 H	ETSU	5 2
						81 A	East Carolina	10 7	143 A	Kennesaw St.	10 4
						81 A	East Carolina	8 2	158 A	Furman	7 6
						81 A	East Carolina	7 5	158 A	Furman	5 4
						86 H	Bradley	6 5	158 A	Furman	5 3
						86 H	Bradley	11 10	176 A	VMI	10 6
						86 H	Bradley	6 8	176 A	VMI	9 6
						97 H	Samford	7 1	176 A	VMI	17 5
						97 H	Samford	4 2	177 H	Hartford	4 3
						97 H	Samford	9 6	177 H	Hartford	20 14
						100 A	Georgia	4 3	177 H	Hartford	15 6
						100 H	Georgia	6 5	217 A	Georgia St.	11 4
									287 H	UMES	8 4
									287 H	UMES	13 2
									287 H	UMES	15 0
									288 A	Savannah St.	6 0
									288 H	Savannah St.	12 2
					LAST 10 GAMES						
						53 A	Georgia Tech	5 8	97 H	Samford	7 1
						176 A	VMI	17 5	97 H	Samford	9 6
						176 A	VMI	9 6	97 H	Samford	4 2
						176 A	VMI	10 6	143 A	Kennesaw St.	10 4
						217 A	Georgia St.	11 4	158 A	Furman	7 6

Non-Div. I Games:

Mercer

Average RPI Win: 133		WON-LOST	WINNING	LAST 10	STRENGTH OF		OPP. STRENGTH	TEAM	ADJ	CONF.	ADJ CONF.
Average RPI Loss: 89		RECORD	PCT. RANK	GAMES	SCHEDULE		OF SCHEDULE	RPI	RPI	RPI	RPI
DIV. I ONLY		29-10-0	.74359	16	5-5-0		119	41	32	.57381	32
DIV. I NON-CONF.		17-7-0	.70833	34	1-3-0		107	59	46	.5601	46
TOTALS		RPI 1-25	RPI 26-50		W-L RECORDS		RPI 51-100		RPI 101-150		RPI 150+
29-10-0		1-0-0	3-2-0		OVERALL		7-5-0		9-2-0		9-1-0
17-4-0		0-0-0	0-1-0		HOME		4-1-0		8-2-0		5-0-0
10-5-0		0-0-0	3-0-0		AWAY		3-4-0		1-0-0		3-1-0
2-1-0		1-0-0	0-1-0		NEUTRAL		0-0-0		0-0-0		1-0-0
17-7-0		1-0-0	0-2-0		NON-CONFERENCE		3-3-0		7-1-0		6-1-0
13-2-0		0-0-0	0-1-0		HOME		2-0-0		6-1-0		5-0-0
2-4-0		0-0-0	0-0-		AWAY		1-3-0		1-0-0		0-1-0
2-1-0		1-0-0	0-1-0		NEUTRAL		0-0-0		0-0-0		1-0-0
12-3-0		0-0-0	3-0-0		CONFERENCE		4-2-0		2-1-0		3-0-0
4-2-0		0-0-0	0-0-0		HOME		2-1-0		2-1-0		0-0-0
8-1-0		0-0-0	3-0-0		AWAY		2-1-0		0-0-0		3-0-0
0-0-0		0-0-0	0-0-0		NEUTRAL		0-0-0		0-0-0		0-0-0
RPI S	Opponent	Score	RPI S	Opponent	Score	RPI S	Opponent	Score	RPI S	Opponent	Score
16 N	Mississippi St.	7 5	35 A	Louisiana Tech	5 2	59 A	Louisiana	1 3	114 H	Marshall	13 3
			35 A	Louisiana Tech	13 9	59 A	Louisiana	15 11	114 H	Marshall	7 8
			35 A	Louisiana Tech	8 5	59 A	Louisiana	4 5	114 H	Marshall	5 3
			42 H	Ole Miss	2 6	60 H	South Ala.	4 2	133 H	Northeastern	9 4
			42 N	Ole Miss	5 6	85 A	Rice	15 4	133 H	Northeastern	14 1
						85 A	Rice	17 6	133 H	Northeastern	8 7
						85 A	Rice	4 11	134 H	Xavier	10 0
						87 A	Tulane	8 10	134 H	Xavier	2 0
						87 H	Tulane	2 1	134 H	Xavier	0 2
						93 H	FIU	4 10	139 A	New Orleans	6 0
						93 H	FIU	5 1	139 H	New Orleans	8 4
						93 H	FIU	15 4	153 N	Nicholls St.	16 8
									170 H	Columbia	4 3
									170 H	Columbia	20 5
									178 A	Alabama	5 12
									246 A	Western Ky.	6 1
									246 A	Western Ky.	5 0
									246 A	Western Ky.	13 1
									253 H	Evansville	18 2
									253 H	Evansville	9 2
									253 H	Evansville	14 10
LAST 10 GAMES											
			87 A	Tulane	8 10	42 H	Ole Miss	2 6			
			153 N	Nicholls St.	16 8	93 H	FIU	4 10			
			85 A	Rice	17 6	93 H	FIU	5 1			
			85 A	Rice	4 11	93 H	FIU	15 4			
			85 A	Rice	15 4	42 N	Ole Miss	5 6			

Non-Div. I Games:

Southern Miss.



Average RPI Win: 139		WON-LOST RECORD		WINNING PCT. RANK		LAST 10 GAMES		STRENGTH OF SCHEDULE		OPP. STRENGTH OF SCHEDULE		TEAM RPI		ADJ RPI		CONF. RPI		ADJ CONF. RPI	
DIV. I ONLY		25-11-0		.69444 31		7-3-0		105		36		33		.57325 33		7		7	
DIV. I NON-CONF.		16-8-0		.66667 50		3-1-0		144		29		49		.55709 49		6		6	
TOTALS		RPI 1-25		RPI 26-50		W-L RECORDS		RPI 51-100		RPI 101-150		RPI 150+							
25-11-0		3-6-0		1-0-0		OVERALL		2-2-0		5-1-0		14-2-0							
15-1-0		3-1-0		0-0-0		HOME		0-0-0		1-0-0		11-0-0							
6-8-0		0-4-0		0-0-0		AWAY		1-2-0		4-0-0		1-2-0							
4-2-0		0-1-0		1-0-0		NEUTRAL		1-0-0		0-1-0		2-0-0							
16-8-0		1-5-0		1-0-0		NON-CONFERENCE		1-0-0		2-1-0		11-2-0							
10-0-0		1-0-0		0-0-0		HOME		0-0-0		1-0-0		8-0-0							
2-6-0		0-4-0		0-0-		AWAY		0-0-0		1-0-0		1-2-0							
4-2-0		0-1-0		1-0-0		NEUTRAL		1-0-0		0-1-0		2-0-0							
9-3-0		2-1-0		0-0-0		CONFERENCE		1-2-0		3-0-0		3-0-0							
5-1-0		2-1-0		0-0-0		HOME		0-0-0		0-0-0		3-0-0							
4-2-0		0-0-0		0-0-0		AWAY		1-2-0		3-0-0		0-0-0							
0-0-0		0-0-0		0-0-0		NEUTRAL		0-0-0		0-0-0		0-0-0							
RPI S	Opponent		Score		RPI S	Opponent		Score		RPI S	Opponent		Score		RPI S	Opponent		Score	
3 A	North Carolina		2	9	39 N	North Carolina St.		9	2	51 A	Nebraska		1	3	111 A	Rutgers		9	1
5 N	Louisville		7	10						51 A	Nebraska		4	8	111 A	Rutgers		5	1
8 H	West Virginia		7	6						51 A	Nebraska		8	5	111 A	Rutgers		6	1
14 A	LSU		1	6						99 N	Notre Dame		4	3	129 A	William & Mary		6	0
14 A	LSU		0	14											129 H	William & Mary		9	8
14 A	LSU		5	9											130 N	Ball St.		3	8
23 H	Michigan		7	2											154 H	Princeton		4	0
23 H	Michigan		5	4											154 H	Princeton		6	2
23 H	Michigan		2	6											154 H	Princeton		2	0
															156 H	Bryant		4	0
															156 H	Bryant		7	1
															156 H	Bryant		9	2
															179 A	UNCW		10	6
															179 A	UNCW		7	10
															188 H	Penn St.		15	2
															188 H	Penn St.		8	3
															188 H	Penn St.		2	1
															192 N	Alabama St.		9	7
															200 A	George Mason		5	8
															248 H	Saint Joseph's		11	5
															252 H	Richmond		12	11
															281 N	Dayton		11	2
				LAST 10 GAMES															
					129 A	William & Mary		6	0	8 H	West Virginia		7	6					
					188 H	Penn St.		15	2	51 A	Nebraska		4	8					
					188 H	Penn St.		8	3	51 A	Nebraska		8	5					
					188 H	Penn St.		2	1	51 A	Nebraska		1	3					
					200 A	George Mason		5	8	252 H	Richmond		12	11					

Non-Div. I Games:

Maryland

Average RPI Win: 132		WON-LOST	WINNING	LAST 10	STRENGTH OF		OPP. STRENGTH	TEAM	ADJ	CONF.	ADJ CONF.
Average RPI Loss: 67		RECORD	PCT. RANK	GAMES	SCHEDULE		OF SCHEDULE	RPI	RPI	RPI	RPI
DIV. I ONLY		27-9-0	.75	14	8-2-0		135	23	34	.57287	34
DIV. I NON-CONF.		14-6-0	.7	37	3-0-0		25	2	11	.60045	11
TOTALS		RPI 1-25	RPI 26-50		W-L RECORDS		RPI 51-100		RPI 101-150		RPI 150+
27-9-0		1-3-0	3-2-0		OVERALL		9-3-0		6-0-0		8-1-0
16-4-0		1-2-0	2-1-0		HOME		2-1-0		5-0-0		6-0-0
10-4-0		0-0-0	0-1-0		AWAY		7-2-0		1-0-0		2-1-0
1-1-0		0-1-0	1-0-0		NEUTRAL		0-0-0		0-0-0		0-0-0
14-6-0		1-3-0	3-2-0		NON-CONFERENCE		7-1-0		3-0-0		0-0-0
6-4-0		1-2-0	2-1-0		HOME		1-1-0		2-0-0		0-0-0
7-1-0		0-0-0	0-0-		AWAY		6-0-0		1-0-0		0-0-0
1-1-0		0-1-0	1-0-0		NEUTRAL		0-0-0		0-0-0		0-0-0
13-3-0		0-0-0	0-0-0		CONFERENCE		2-2-0		3-0-0		8-1-0
10-0-0		0-0-0	0-0-0		HOME		1-0-0		3-0-0		6-0-0
3-3-0		0-0-0	0-0-0		AWAY		1-2-0		0-0-0		2-1-0
0-0-0		0-0-0	0-0-0		NEUTRAL		0-0-0		0-0-0		0-0-0
RPI S	Opponent	Score	RPI S	Opponent	Score	RPI S	Opponent	Score	RPI S	Opponent	Score
22 H	Vanderbilt	3 2	26 A	Cal St. Fullerton	2 13	61 A	Gonzaga	2 9	112 H	San Francisco	8 2
22 H	Vanderbilt	2 8	26 H	Cal St. Fullerton	2 9	61 A	Gonzaga	0 3	112 H	San Francisco	8 4
22 H	Vanderbilt	1 11	26 N	Cal St. Fullerton	11 6	61 A	Gonzaga	4 1	112 H	San Francisco	6 4
23 N	Michigan	1 3	38 H	Oregon	7 2	67 A	UCLA	3 1	119 A	UC Riverside	14 1
			47 H	New Mexico	7 2	69 H	BYU	6 3	119 H	UC Riverside	10 2
						77 A	Southern California	8 3	127 H	UC Irvine	14 6
						87 A	Tulane	6 2	213 H	Pacific	1 0
						87 A	Tulane	7 4	213 H	Pacific	10 4
						87 A	Tulane	11 4	213 H	Pacific	9 5
						87 A	Tulane	5 4	270 A	Santa Clara	9 2
						88 H	San Diego St.	1 10	270 A	Santa Clara	11 1
						99 H	Notre Dame	6 2	270 A	Santa Clara	12 15
									275 H	Portland	8 2
									275 H	Portland	2 1
									275 H	Portland	3 2
			LAST 10 GAMES								
			69 H	BYU	6 3	119 A	UC Riverside	14 1			
			26 N	Cal St. Fullerton	11 6	61 A	Gonzaga	4 1			
			213 H	Pacific	10 4	61 A	Gonzaga	0 3			
			213 H	Pacific	1 0	61 A	Gonzaga	2 9			
			213 H	Pacific	9 5	47 H	New Mexico	7 2			

Non-Div. I Games:

San Diego

Average RPI Win: 137		WON-LOST	WINNING	LAST 10	STRENGTH OF		OPP. STRENGTH	TEAM	ADJ	CONF.	ADJ CONF.
Average RPI Loss: 68		RECORD	PCT. RANK	GAMES	SCHEDULE		OF SCHEDULE	RPI	RPI	RPI	RPI
DIV. I ONLY		25-13-0	.65789	42	7-3-0		53	84	35	.5712	35
DIV. I NON-CONF.		19-4-0	.82609	11	3-1-0		58	183	6	.60412	6
TOTALS		RPI 1-25	RPI 26-50		W-L RECORDS		RPI 51-100		RPI 101-150		RPI 150+
25-13-0		3-2-0	3-6-0		OVERALL		3-1-0		8-3-0		8-1-0
14-6-0		2-1-0	0-3-0		HOME		1-0-0		5-2-0		6-0-0
11-7-0		1-1-0	3-3-0		AWAY		2-1-0		3-1-0		2-1-0
0-0-0		0-0-0	0-0-0		NEUTRAL		0-0-0		0-0-0		0-0-0
19-4-0		3-2-0	0-0-0		NON-CONFERENCE		1-0-0		7-1-0		8-1-0
13-1-0		2-1-0	0-0-0		HOME		1-0-0		4-0-0		6-0-0
6-3-0		1-1-0	0-0-		AWAY		0-0-0		3-1-0		2-1-0
0-0-0		0-0-0	0-0-0		NEUTRAL		0-0-0		0-0-0		0-0-0
6-9-0		0-0-0	3-6-0		CONFERENCE		2-1-0		1-2-0		0-0-0
1-5-0		0-0-0	0-3-0		HOME		0-0-0		1-2-0		0-0-0
5-4-0		0-0-0	3-3-0		AWAY		2-1-0		0-0-0		0-0-0
0-0-0		0-0-0	0-0-0		NEUTRAL		0-0-0		0-0-0		0-0-0
RPI S	Opponent	Score	RPI S	Opponent	Score	RPI S	Opponent	Score	RPI S	Opponent	Score
13 H	Arkansas	4 3	32 H	Southern Miss.	2 5	59 H	Louisiana	6 5	115 H	UTSA	6 0
13 H	Arkansas	10 13	32 H	Southern Miss.	9 13	85 A	Rice	2 3	115 H	UTSA	4 8
16 A	Mississippi St.	3 2	32 H	Southern Miss.	5 8	85 A	Rice	6 0	115 H	UTSA	3 6
17 A	McNeese	3 5	44 A	Charlotte	7 13	85 A	Rice	6 4	124 A	UT Arlington	3 1
17 H	McNeese	8 7	44 A	Charlotte	12 7				124 A	UT Arlington	6 4
			44 A	Charlotte	2 4				124 A	UT Arlington	7 3
			50 A	Old Dominion	7 3				135 H	Wichita St.	15 1
			50 A	Old Dominion	2 3				135 H	Wichita St.	6 2
			50 A	Old Dominion	7 3				135 H	Wichita St.	12 10
									137 A	SFA	2 6
									137 H	SFA	10 8
									173 A	Arkansas St.	5 6
									173 A	Arkansas St.	19 3
									218 H	La.-Monroe	12 3
									243 A	Little Rock	10 6
									243 H	Little Rock	4 2
									273 H	Ark.-Pine Bluff	11 0
									273 H	Ark.-Pine Bluff	13 3
									273 H	Ark.-Pine Bluff	16 1
									280 H	Grambling	15 1
			LAST 10 GAMES								
			243 A	Little Rock	10 6	85 A	Rice	6 0			
			17 H	McNeese	8 7	85 A	Rice	2 3			
			50 A	Old Dominion	7 3	85 A	Rice	6 4			
			50 A	Old Dominion	2 3	17 A	McNeese	3 5			
			50 A	Old Dominion	7 3	137 H	SFA	10 8			

Non-Div. I Games:

Louisiana Tech

Average RPI Win:		156	WON-LOST RECORD		WINNING PCT. RANK	LAST 10 GAMES		STRENGTH OF SCHEDULE		OPP. STRENGTH OF SCHEDULE	TEAM RPI	ADJ RPI	CONF. RPI	ADJ CONF. RPI			
Average RPI Loss:		38	26-12-0		.68421	35	8-2-0		67	26	36	.56951	36	2	2		
DIV. I ONLY			18-5-0		.78261	17	2-1-0		180	120	53	.55496	53	3	3		
DIV. I NON-CONF.																	
TOTALS		RPI 1-25		RPI 26-50		W-L RECORDS		RPI 51-100		RPI 101-150		RPI 150+					
26-12-0		4-8-0		2-2-0		OVERALL		2-0-0		1-1-0		17-1-0					
18-5-0		0-3-0		2-1-0		HOME		2-0-0		1-0-0		13-1-0					
7-5-0		3-3-0		0-1-0		AWAY		0-0-0		0-1-0		4-0-0					
1-2-0		1-2-0		0-0-0		NEUTRAL		0-0-0		0-0-0		0-0-0					
18-5-0		1-2-0		0-1-0		NON-CONFERENCE		2-0-0		1-1-0		14-1-0					
16-1-0		0-0-0		0-0-0		HOME		2-0-0		1-0-0		13-1-0					
1-2-0		0-0-0		0-0-		AWAY		0-0-0		0-1-0		1-0-0					
1-2-0		1-2-0		0-0-0		NEUTRAL		0-0-0		0-0-0		0-0-0					
8-7-0		3-6-0		2-1-0		CONFERENCE		0-0-0		0-0-0		3-0-0					
2-4-0		0-3-0		2-1-0		HOME		0-0-0		0-0-0		0-0-0					
6-3-0		3-3-0		0-0-0		AWAY		0-0-0		0-0-0		3-0-0					
0-0-0		0-0-0		0-0-0		NEUTRAL		0-0-0		0-0-0		0-0-0					
RPI	S	Opponent		Score		RPI	S	Opponent		Score		RPI	S	Opponent		Score	
4	N	Texas Tech		9	0	28	H	Auburn		1	2	65	H	DBU		7	3
7	H	Kentucky		7	11	28	H	Auburn		3	1	85	H	Rice		8	5
7	H	Kentucky		6	7	28	H	Auburn		6	3						
7	H	Kentucky		0	6	37	A	Texas		3	4						
10	N	TCU		10	11												
14	A	LSU		4	7												
14	A	LSU		4	3												
14	A	LSU		4	0												
15	N	Baylor		3	6												
22	A	Vanderbilt		3	4												
22	A	Vanderbilt		3	17												
22	A	Vanderbilt		6	4												
LAST 10 GAMES																	
124	A	UT Arlington		2	3	28	H	Auburn		3	1						
178	A	Alabama		3	2	28	H	Auburn		6	3						
178	A	Alabama		8	2	28	H	Auburn		1	2						
178	A	Alabama		9	5	65	H	DBU		7	3						
249	H	Abilene Christian		8	1	14	A	LSU		4	3						

Non-Div. I Games:

Texas A&amp;M

Average RPI Win:	102	WON-LOST RECORD	WINNING PCT. RANK	LAST 10 GAMES	STRENGTH OF SCHEDULE	OPP. STRENGTH OF SCHEDULE	TEAM RPI	ADJ RPI	CONF. RPI	ADJ CONF. RPI		
DIV. I ONLY		25-15-0	.625	57	6-4-0	34	8	37	.56935	37	1	1
DIV. I NON-CONF.		18-7-0	.72	30	3-0-0	67	26	30	.57479	30	1	1
<hr/>												
TOTALS	RPI 1-25	RPI 26-50		W-L RECORDS		RPI 51-100		RPI 101-150		RPI 150+		
25-15-0	3-6-0	2-3-0		OVERALL		10-5-0		4-0-0		6-1-0		
20-7-0	2-4-0	1-0-0		HOME		8-3-0		4-0-0		5-0-0		
5-8-0	1-2-0	1-3-0		AWAY		2-2-0		0-0-0		1-1-0		
0-0-0	0-0-0	0-0-0		NEUTRAL		0-0-0		0-0-0		0-0-0		
18-7-0	0-0-0	2-3-0		NON-CONFERENCE		9-3-0		1-0-0		6-1-0		
15-3-0	0-0-0	1-0-0		HOME		8-3-0		1-0-0		5-0-0		
3-4-0	0-0-0	1-0-		AWAY		1-0-0		0-0-0		1-1-0		
0-0-0	0-0-0	0-0-0		NEUTRAL		0-0-0		0-0-0		0-0-0		
7-8-0	3-6-0	0-0-0		CONFERENCE		1-2-0		3-0-0		0-0-0		
5-4-0	2-4-0	0-0-0		HOME		0-0-0		3-0-0		0-0-0		
2-4-0	1-2-0	0-0-0		AWAY		1-2-0		0-0-0		0-0-0		
0-0-0	0-0-0	0-0-0		NEUTRAL		0-0-0		0-0-0		0-0-0		
RPI	S	Opponent	Score	RPI	S	Opponent	Score	RPI	S	Opponent	Score	
4	H	Texas Tech	5 8	36	H	Texas A&M	4 3	55	H	UConn	4 1	
4	H	Texas Tech	1 2	40	A	Stanford	2 3	55	H	UConn	1 2	
4	H	Texas Tech	1 2	40	A	Stanford	1 2	55	H	UConn	9 3	
15	A	Baylor	3 4	40	A	Stanford	4 0	67	H	UCLA	10 5	
15	A	Baylor	2 6	40	A	Stanford	2 5	67	H	UCLA	5 2	
15	A	Baylor	5 3					67	H	UCLA	5 4	
25	H	Oklahoma	1 2					84	A	Sam Houston St.	7 2	
25	H	Oklahoma	5 3					84	H	Sam Houston St.	8 1	
25	H	Oklahoma	9 3					85	H	Rice	1 7	
								85	H	Rice	6 1	
								85	H	Rice	2 3	
								85	H	Rice	5 4	
								91	A	Kansas	1 2	
								91	A	Kansas	4 5	
								91	A	Kansas	5 3	
				LAST 10 GAMES								
				167	H	Texas St.	2 0	25	H	Oklahoma	1 2	
				15	A	Baylor	5 3	25	H	Oklahoma	9 3	
				15	A	Baylor	3 4	25	H	Oklahoma	5 3	
				15	A	Baylor	2 6	84	H	Sam Houston St.	8 1	
				167	H	Texas St.	9 2	91	A	Kansas	4 5	

Non-Div. I Games:

Texas

Average RPI Win: 137		WON-LOST RECORD	WINNING PCT. RANK	LAST 10 GAMES	STRENGTH OF SCHEDULE	OPP. STRENGTH OF SCHEDULE	TEAM RPI	ADJ RPI	CONF. RPI	ADJ CONF. RPI	
Average RPI Loss: 61											
DIV. I ONLY		23-10-0	.69697 30	7-3-0	151	5	38	.56871 38	4	4	
DIV. I NON-CONF.		17-4-0	.80952 14	5-0-0	240	22	43	.56537 43	2	2	
TOTALS		RPI 1-25	RPI 26-50		W-L RECORDS		RPI 51-100		RPI 101-150		RPI 150+
23-10-0		3-3-0	3-4-0		OVERALL		4-1-0		4-0-0		9-2-0
13-2-0		2-1-0	2-1-0		HOME		0-0-0		3-0-0		6-0-0
8-8-0		1-2-0	1-3-0		AWAY		3-1-0		0-0-0		3-2-0
2-0-0		0-0-0	0-0-0		NEUTRAL		1-0-0		1-0-0		0-0-0
17-4-0		2-1-0	0-1-0		NON-CONFERENCE		2-0-0		4-0-0		9-2-0
11-1-0		2-1-0	0-0-0		HOME		0-0-0		3-0-0		6-0-0
4-3-0		0-0-0	0-0-		AWAY		1-0-0		0-0-0		3-2-0
2-0-0		0-0-0	0-0-0		NEUTRAL		1-0-0		1-0-0		0-0-0
6-6-0		1-2-0	3-3-0		CONFERENCE		2-1-0		0-0-0		0-0-0
2-1-0		0-0-0	2-1-0		HOME		0-0-0		0-0-0		0-0-0
4-5-0		1-2-0	1-2-0		AWAY		2-1-0		0-0-0		0-0-0
0-0-0		0-0-0	0-0-0		NEUTRAL		0-0-0		0-0-0		0-0-0
RPI S	Opponent	Score	RPI S	Opponent	Score	RPI S	Opponent	Score	RPI S	Opponent	Score
2 A	Arizona	4 5	34 A	San Diego	2 7	69 A	BYU	9 6	127 H	UC Irvine	10 1
2 A	Arizona	8 4	43 H	Washington	1 0	79 A	California	7 1	127 H	UC Irvine	6 3
2 A	Arizona	4 18	43 H	Washington	4 3	79 A	California	13 2	127 H	UC Irvine	7 2
16 H	Mississippi St.	4 5	43 H	Washington	3 12	79 A	California	1 4	127 N	UC Irvine	11 5
16 H	Mississippi St.	1 0	49 A	Utah	1 13	92 N	Seton Hall	1 0	166 A	Fresno St.	3 2
16 H	Mississippi St.	6 5	49 A	Utah	11 1				166 A	Fresno St.	13 1
			49 A	Utah	5 11				166 A	Fresno St.	1 9
									166 A	Fresno St.	3 8
									193 H	UC Davis	7 2
									270 H	Santa Clara	10 0
									270 H	Santa Clara	3 0
									270 H	Santa Clara	6 2
									270 H	Santa Clara	2 1
									275 A	Portland	1 0
									275 H	Portland	6 1
			LAST 10 GAMES								
	2 A Arizona	4 18		127 H UC Irvine	6 3						
	2 A Arizona	4 5		127 H UC Irvine	10 1						
	2 A Arizona	8 4		69 A BYU	9 6						
	275 H Portland	6 1		49 A Utah	5 11						
	127 H UC Irvine	7 2		49 A Utah	11 1						

Non-Div. I Games:

Oregon

Average RPI Win: 103		WON-LOST	WINNING	LAST 10	STRENGTH OF		OPP. STRENGTH	TEAM	ADJ	CONF.	ADJ CONF.
Average RPI Loss: 62		RECORD	PCT. RANK	GAMES	SCHEDULE		OF SCHEDULE	RPI	RPI	RPI	RPI
DIV. I ONLY		20-17-0	.54054	115	6-4-0		12	24	39	.56833	39
DIV. I NON-CONF.		12-7-0	.63158	70	2-0-0		47	109	57	.55173	57
TOTALS		RPI 1-25	RPI 26-50		W-L RECORDS		RPI 51-100		RPI 101-150		RPI 150+
20-17-0		3-6-0	3-3-0		OVERALL		3-4-0		6-3-0		5-1-0
11-9-0		1-2-0	2-2-0		HOME		2-2-0		3-2-0		3-1-0
9-7-0		2-4-0	1-0-0		AWAY		1-2-0		3-1-0		2-0-0
0-1-0		0-0-0	0-1-0		NEUTRAL		0-0-0		0-0-0		0-0-0
12-7-0		0-0-0	1-2-0		NON-CONFERENCE		0-1-0		6-3-0		5-1-0
6-5-0		0-0-0	0-1-0		HOME		0-1-0		3-2-0		3-1-0
6-1-0		0-0-0	1-0-		AWAY		0-0-0		3-1-0		2-0-0
0-1-0		0-0-0	0-1-0		NEUTRAL		0-0-0		0-0-0		0-0-0
8-10-0		3-6-0	2-1-0		CONFERENCE		3-3-0		0-0-0		0-0-0
5-4-0		1-2-0	2-1-0		HOME		2-1-0		0-0-0		0-0-0
3-6-0		2-4-0	0-0-0		AWAY		1-2-0		0-0-0		0-0-0
0-0-0		0-0-0	0-0-0		NEUTRAL		0-0-0		0-0-0		0-0-0
RPI S	Opponent	Score	RPI S	Opponent	Score	RPI S	Opponent	Score	RPI S	Opponent	Score
3 A	North Carolina	1 7	29 H	Florida St.	4 3	63 H	Rhode Island	2 5	101 H	Western Caro.	8 9
3 A	North Carolina	2 7	29 H	Florida St.	8 4	68 H	Miami (FL)	5 2	117 H	Austin Peay	9 3
3 A	North Carolina	4 2	29 H	Florida St.	7 16	68 H	Miami (FL)	5 3	117 H	Austin Peay	6 3
5 H	Louisville	3 1	33 N	Maryland	2 9	68 H	Miami (FL)	5 7	117 H	Austin Peay	3 7
5 H	Louisville	6 7	44 A	Charlotte	15 10	99 A	Notre Dame	1 4	121 A	Hawaii	4 0
5 H	Louisville	1 8	44 H	Charlotte	5 6	99 A	Notre Dame	1 2	121 A	Hawaii	3 8
12 A	Wake Forest	8 5				99 A	Notre Dame	9 2	121 A	Hawaii	8 1
12 A	Wake Forest	4 6							140 H	UMass Lowell	8 0
12 A	Wake Forest	5 6							149 A	Elon	6 2
									175 A	UNCG	8 2
									175 H	UNCG	10 1
									179 A	UNCW	8 5
									200 H	George Mason	7 3
									206 H	UNC Asheville	13 1
									240 H	Campbell	8 9
LAST 10 GAMES											
3 A	North Carolina	4 2	29 H	Florida St.	4 3						
3 A	North Carolina	1 7	29 H	Florida St.	7 16						
3 A	North Carolina	2 7	206 H	UNC Asheville	13 1						
175 H	UNCG	10 1	99 A	Notre Dame	9 2						
29 H	Florida St.	8 4	99 A	Notre Dame	1 2						

Non-Div. I Games:

North Carolina St.

Average RPI Win: 81		WON-LOST	WINNING	LAST 10	STRENGTH OF		OPP. STRENGTH	TEAM	ADJ		CONF.	ADJ CONF.
Average RPI Loss: 44		RECORD	PCT. RANK	GAMES	SCHEDULE		OF SCHEDULE	RPI	RPI		RPI	RPI
DIV. I ONLY		20-12-0	.625	57	6-4-0		60	1	40		.56629	40
DIV. I NON-CONF.		13-5-0	.72222	29	1-0-0		105	1	21		.58814	21
TOTALS		RPI 1-25	RPI 26-50		W-L RECORDS		RPI 51-100		RPI 101-150		RPI 150+	
20-12-0		1-3-0	6-4-0		OVERALL		10-5-0		1-0-0		2-0-0	
14-7-0		1-3-0	5-2-0		HOME		6-2-0		1-0-0		1-0-0	
6-5-0		0-0-0	1-2-0		AWAY		4-3-0		0-0-0		1-0-0	
0-0-0		0-0-0	0-0-0		NEUTRAL		0-0-0		0-0-0		0-0-0	
13-5-0		1-0-0	4-3-0		NON-CONFERENCE		5-2-0		1-0-0		2-0-0	
9-1-0		1-0-0	3-1-0		HOME		3-0-0		1-0-0		1-0-0	
4-4-0		0-0-0	1-0-		AWAY		2-2-0		0-0-0		1-0-0	
0-0-0		0-0-0	0-0-0		NEUTRAL		0-0-0		0-0-0		0-0-0	
7-7-0		0-3-0	2-1-0		CONFERENCE		5-3-0		0-0-0		0-0-0	
5-6-0		0-3-0	2-1-0		HOME		3-2-0		0-0-0		0-0-0	
2-1-0		0-0-0	0-0-0		AWAY		2-1-0		0-0-0		0-0-0	
0-0-0		0-0-0	0-0-0		NEUTRAL		0-0-0		0-0-0		0-0-0	
RPI S	Opponent	Score	RPI S	Opponent	Score	RPI S	Opponent	Score	RPI S	Opponent	Score	
1 H	Oregon St.	1 3	26 A	Cal St. Fullerton	0 1	67 H	UCLA	6 7	142 H	Cal Poly	5 2	
1 H	Oregon St.	0 7	26 A	Cal St. Fullerton	1 8	67 H	UCLA	5 3	193 H	UC Davis	8 2	
1 H	Oregon St.	7 15	26 A	Cal St. Fullerton	7 6	67 H	UCLA	0 2	215 A	San Jose St.	9 3	
20 H	Long Beach St.	7 3	37 H	Texas	0 4	77 A	Southern California	6 3				
			37 H	Texas	3 2	77 A	Southern California	8 3				
			37 H	Texas	2 1	77 A	Southern California	5 7				
			37 H	Texas	5 2	79 H	California	8 4				
			49 H	Utah	6 4	79 H	California	6 4				
			49 H	Utah	0 4	85 A	Rice	2 12				
			49 H	Utah	5 1	85 A	Rice	0 4				
						85 A	Rice	16 6				
						85 A	Rice	2 0				
						91 H	Kansas	4 2				
						91 H	Kansas	5 0				
						91 H	Kansas	6 0				
LAST 10 GAMES												
			79 H	California	6 4	77 A	Southern California	6 3				
			67 H	UCLA	6 7	77 A	Southern California	8 3				
			67 H	UCLA	5 3	77 A	Southern California	5 7				
			67 H	UCLA	0 2	79 H	California	8 4				
			215 A	San Jose St.	9 3	1 H	Oregon St.	0 7				

Non-Div. I Games:

Stanford



Average RPI Win:		132	WON-LOST RECORD		WINNING PCT. RANK		LAST 10 GAMES		STRENGTH OF SCHEDULE		OPP. STRENGTH OF SCHEDULE		TEAM RPI		ADJ RPI		CONF. RPI		ADJ CONF. RPI	
DIV. I ONLY		19-15-2		.55556 104		5-4-1		14		163		41		.56584 41		7		7		
DIV. I NON-CONF.		13-10-1		.5625 108		2-1-0		6		170		28		.57914 28		6		6		
TOTALS		RPI 1-25		RPI 26-50		W-L RECORDS		RPI 51-100		RPI 101-150		RPI 150+								
19-15-2		0-2-0		2-1-0		OVERALL		5-6-2		7-5-0		5-1-0								
7-6-1		0-0-0		2-1-0		HOME		1-2-1		3-2-0		1-1-0								
10-7-1		0-0-0		0-0-0		AWAY		2-4-1		4-3-0		4-0-0								
2-2-0		0-2-0		0-0-0		NEUTRAL		2-0-0		0-0-0		0-0-0								
13-10-1		0-2-0		0-0-0		NON-CONFERENCE		5-4-1		6-3-0		2-1-0								
5-3-0		0-0-0		0-0-0		HOME		1-0-0		3-2-0		1-1-0								
6-5-1		0-0-0		0-0-		AWAY		2-4-1		3-1-0		1-0-0								
2-2-0		0-2-0		0-0-0		NEUTRAL		2-0-0		0-0-0		0-0-0								
6-5-1		0-0-0		2-1-0		CONFERENCE		0-2-1		1-2-0		3-0-0								
2-3-1		0-0-0		2-1-0		HOME		0-2-1		0-0-0		0-0-0								
4-2-0		0-0-0		0-0-0		AWAY		0-0-0		1-2-0		3-0-0								
0-0-0		0-0-0		0-0-0		NEUTRAL		0-0-0		0-0-0		0-0-0								
RPI	S	Opponent		Score		RPI	S	Opponent		Score		RPI	S	Opponent		Score				
1	N	Oregon St.		1	4	48	H	Minnesota		0	11	51	H	Nebraska		1	1			
1	N	Oregon St.		0	1	48	H	Minnesota		4	0	51	H	Nebraska		1	3			
						48	H	Minnesota		13	12	51	H	Nebraska		3	7			
												61	N	Gonzaga		12	3			
												61	N	Gonzaga		5	1			
												76	A	Fla. Atlantic		2	6			
												76	A	Fla. Atlantic		8	4			
												76	A	Fla. Atlantic		6	6			
												96	A	Cincinnati		1	6			
												96	H	Cincinnati		3	2			
												97	A	Samford		3	5			
												97	A	Samford		5	6			
												97	A	Samford		10	5			

Non-Div. I Games:

Indiana

Average RPI Win: 129		WON-LOST	WINNING	LAST 10	STRENGTH OF		OPP. STRENGTH	TEAM	ADJ	CONF.	ADJ CONF.
Average RPI Loss: 40		RECORD	PCT. RANK	GAMES	SCHEDULE		OF SCHEDULE	RPI	RPI	RPI	RPI
DIV. I ONLY		23-14-0	.62162	59	7-3-0		35	6	42	.56501	42
DIV. I NON-CONF.		16-6-0	.72727	26	3-0-0		63	44	38	.56901	38
TOTALS		RPI 1-25	RPI 26-50		W-L RECORDS		RPI 51-100		RPI 101-150		RPI 150+
23-14-0		4-11-0	2-0-0		OVERALL		3-0-0		0-2-0		14-1-0
18-6-0		2-4-0	0-0-0		HOME		3-0-0		0-1-0		13-1-0
3-5-0		2-4-0	1-0-0		AWAY		0-0-0		0-1-0		0-0-0
2-3-0		0-3-0	1-0-0		NEUTRAL		0-0-0		0-0-0		1-0-0
16-6-0		0-3-0	2-0-0		NON-CONFERENCE		3-0-0		0-2-0		11-1-0
13-2-0		0-0-0	0-0-0		HOME		3-0-0		0-1-0		10-1-0
1-1-0		0-0-0	1-0-		AWAY		0-0-0		0-1-0		0-0-0
2-3-0		0-3-0	1-0-0		NEUTRAL		0-0-0		0-0-0		1-0-0
7-8-0		4-8-0	0-0-0		CONFERENCE		0-0-0		0-0-0		3-0-0
5-4-0		2-4-0	0-0-0		HOME		0-0-0		0-0-0		3-0-0
2-4-0		2-4-0	0-0-0		AWAY		0-0-0		0-0-0		0-0-0
0-0-0		0-0-0	0-0-0		NEUTRAL		0-0-0		0-0-0		0-0-0
RPI S	Opponent	Score		RPI S	Opponent	Score		RPI S	Opponent	Score	
4 N	Texas Tech	1	5	32 A	Southern Miss.	6	2	81 H	East Carolina	5	4
7 A	Kentucky	2	4	32 N	Southern Miss.	6	5	81 H	East Carolina	8	6
7 A	Kentucky	1	4					81 H	East Carolina	3	2
7 A	Kentucky	9	6								
10 N	TCU	3	5								
14 A	LSU	2	15								
14 A	LSU	2	3								
14 A	LSU	4	1								
15 N	Baylor	0	4								
16 H	Mississippi St.	3	4								
16 H	Mississippi St.	1	2								
16 H	Mississippi St.	3	5								
22 H	Vanderbilt	2	6								
22 H	Vanderbilt	1	0								
22 H	Vanderbilt	10	8								
				LAST 10 GAMES							
				273 H	Ark.-Pine Bluff	14	6	178 H	Alabama	8	2
				14 A	LSU	2	3	178 H	Alabama	5	4
				14 A	LSU	4	1	178 H	Alabama	7	2
				14 A	LSU	2	15	32 N	Southern Miss.	6	5
				32 A	Southern Miss.	6	2	16 H	Mississippi St.	1	2

Non-Div. I Games:

Ole Miss

Average RPI Win:	111	WON-LOST RECORD	WINNING PCT. RANK	LAST 10 GAMES		STRENGTH OF SCHEDULE	OPP. STRENGTH OF SCHEDULE	TEAM RPI	ADJ RPI	CONF. RPI	ADJ CONF. RPI		
DIV. I ONLY		20-14-0	.58824	80	5-5-0	27	92	43	.56375	43	4	4	
DIV. I NON-CONF.		13-9-0	.59091	88	2-2-0	99	176	88	.52976	88	2	2	
<hr/>													
TOTALS	RPI 1-25	RPI 26-50		W-L RECORDS		RPI 51-100		RPI 101-150		RPI 150+			
20-14-0	3-3-0	4-2-0		OVERALL		6-4-0		0-0-0		7-5-0			
11-7-0	3-3-0	3-0-0		HOME		0-0-0		0-0-0		5-4-0			
9-7-0	0-0-0	1-2-0		AWAY		6-4-0		0-0-0		2-1-0			
0-0-0	0-0-0	0-0-0		NEUTRAL		0-0-0		0-0-0		0-0-0			
13-9-0	2-1-0	0-0-0		NON-CONFERENCE		4-3-0		0-0-0		7-5-0			
7-5-0	2-1-0	0-0-0		HOME		0-0-0		0-0-0		5-4-0			
6-4-0	0-0-0	0-0-		AWAY		4-3-0		0-0-0		2-1-0			
0-0-0	0-0-0	0-0-0		NEUTRAL		0-0-0		0-0-0		0-0-0			
7-5-0	1-2-0	4-2-0		CONFERENCE		2-1-0		0-0-0		0-0-0			
4-2-0	1-2-0	3-0-0		HOME		0-0-0		0-0-0		0-0-0			
3-3-0	0-0-0	1-2-0		AWAY		2-1-0		0-0-0		0-0-0			
0-0-0	0-0-0	0-0-0		NEUTRAL		0-0-0		0-0-0		0-0-0			
RPI	S	Opponent	Score	RPI	S	Opponent	Score	RPI	S	Opponent	Score		
1	H	Oregon St.	2 5	38	A	Oregon	0 1	61	A	Gonzaga	5 4		
1	H	Oregon St.	3 2	38	A	Oregon	3 4	61	A	Gonzaga	7 8		
1	H	Oregon St.	0 3	38	A	Oregon	12 3	67	A	UCLA	5 6		
15	H	Baylor	6 0	49	H	Utah	4 3	67	A	UCLA	7 3		
15	H	Baylor	5 4	49	H	Utah	3 1	67	A	UCLA	6 3		
15	H	Baylor	3 6	49	H	Utah	4 1	80	A	Saint Mary's (CA)	11 5		
								80	A	Saint Mary's (CA)	5 6		
								80	A	Saint Mary's (CA)	11 1		
								80	A	Saint Mary's (CA)	5 6		
								89	A	Loyola Marymount	8 7		
										216	H	Indiana St.	3 5
										216	H	Indiana St.	2 4
										216	H	Indiana St.	8 0
										216	H	Indiana St.	3 2
										216	H	Sacramento St.	4 0
										216	H	Sacramento St.	3 2
										216	H	Sacramento St.	1 7
										216	H	Sacramento St.	8 5
										270	A	Santa Clara	8 1
										270	A	Santa Clara	3 4
										270	A	Santa Clara	5 2
										278	H	Seattle U	2 4
<hr/>													
LAST 10 GAMES													
				1	H	Oregon St.	0 3	67	A	UCLA	6 3		
				1	H	Oregon St.	2 5	67	A	UCLA	7 3		
				1	H	Oregon St.	3 2	278	H	Seattle U	2 4		
				89	A	Loyola Marymount	8 7	15	H	Baylor	3 6		
				67	A	UCLA	5 6	15	H	Baylor	6 0		

**Non-Div. I Games:**

Washington

Average RPI Win: 125		WON-LOST	WINNING	LAST 10	STRENGTH OF		OPP. STRENGTH	TEAM	ADJ	CONF.	ADJ CONF.				
Average RPI Loss: 78		RECORD	PCT. RANK	GAMES	SCHEDULE		OF SCHEDULE	RPI	RPI	RPI	RPI				
DIV. I ONLY		21-16-0	.56757	97	5-5-0		18	87	44	.56105	44	6	6		
DIV. I NON-CONF.		12-10-0	.54545	118	1-2-0		29	71	71	.54032	71	8	8		
TOTALS		RPI 1-25	RPI 26-50		W-L RECORDS		RPI 51-100		RPI 101-150		RPI 150+				
21-16-0		3-2-0	4-5-0		OVERALL		4-6-0		2-1-0		8-2-0				
12-9-0		2-2-0	2-2-0		HOME		1-3-0		2-1-0		5-1-0				
9-7-0		1-0-0	2-3-0		AWAY		3-3-0		0-0-0		3-1-0				
0-0-0		0-0-0	0-0-0		NEUTRAL		0-0-0		0-0-0		0-0-0				
12-10-0		3-2-0	1-2-0		NON-CONFERENCE		1-3-0		2-1-0		5-2-0				
9-6-0		2-2-0	0-1-0		HOME		0-1-0		2-1-0		5-1-0				
3-4-0		1-0-0	1-0-		AWAY		1-2-0		0-0-0		0-1-0				
0-0-0		0-0-0	0-0-0		NEUTRAL		0-0-0		0-0-0		0-0-0				
9-6-0		0-0-0	3-3-0		CONFERENCE		3-3-0		0-0-0		3-0-0				
3-3-0		0-0-0	2-1-0		HOME		1-2-0		0-0-0		0-0-0				
6-3-0		0-0-0	1-2-0		AWAY		2-1-0		0-0-0		3-0-0				
0-0-0		0-0-0	0-0-0		NEUTRAL		0-0-0		0-0-0		0-0-0				
RPI S	Opponent	Score		RPI S	Opponent	Score		RPI S	Opponent	Score		RPI S	Opponent	Score	
8 H	West Virginia	6	3	27 A	South Carolina	4	5	76 H	Fla. Atlantic	4	7	134 H	Xavier	6	7
8 H	West Virginia	13	2	35 H	Louisiana Tech	4	2	76 H	Fla. Atlantic	10	13	134 H	Xavier	7	1
8 H	West Virginia	3	6	35 H	Louisiana Tech	7	12	76 H	Fla. Atlantic	11	5	134 H	Xavier	2	1
12 A	Wake Forest	6	1	35 H	Louisiana Tech	13	7	78 H	Winthrop	2	3	203 A	N.C. A&T	5	6
12 H	Wake Forest	4	13	39 A	North Carolina St.	6	5	81 A	East Carolina	0	3	203 H	N.C. A&T	6	12
				39 H	North Carolina St.	10	15	81 A	East Carolina	2	0	206 H	UNC Asheville	14	5
				50 A	Old Dominion	0	3	81 A	East Carolina	7	10	219 H	Rider	4	2
				50 A	Old Dominion	0	2	93 A	FIU	8	7	219 H	Rider	12	2
				50 A	Old Dominion	3	1	93 A	FIU	4	0	219 H	Rider	12	2
								93 A	FIU	4	5	219 H	Rider	13	2
												246 A	Western Ky.	3	1
												246 A	Western Ky.	6	4
												246 A	Western Ky.	16	5
				LAST 10 GAMES											
				12 A	Wake Forest	6	1	76 H	Fla. Atlantic	11	5				
				246 A	Western Ky.	3	1	76 H	Fla. Atlantic	4	7				
				246 A	Western Ky.	16	5	76 H	Fla. Atlantic	10	13				
				246 A	Western Ky.	6	4	78 H	Winthrop	2	3				
				203 H	N.C. A&T	6	12	50 A	Old Dominion	0	3				

Non-Div. I Games:

Charlotte

Average RPI Win:	181	WON-LOST RECORD	WINNING PCT. RANK	LAST 10 GAMES	STRENGTH OF SCHEDULE	OPP. STRENGTH OF SCHEDULE	TEAM RPI	ADJ RPI	CONF. RPI	ADJ CONF. RPI	
Average RPI Loss:	111										
DIV. I ONLY	17-7-0	.70833	26	8-2-0	171	165	45	.55921	45	17	17
DIV. I NON-CONF.	11-5-0	.6875	45	3-1-0	151	111	32	.57371	32	17	17
TOTALS	RPI 1-25	RPI 26-50	W-L RECORDS	RPI 51-100	RPI 101-150	RPI 150+					
17-7-0	0-0-0	0-3-0	OVERALL	0-1-0	6-1-0	11-2-0					
3-1-0	0-0-0	0-0-0	HOME	0-0-0	1-0-0	2-1-0					
11-5-0	0-0-0	0-3-0	AWAY	0-1-0	4-0-0	7-1-0					
3-1-0	0-0-0	0-0-0	NEUTRAL	0-0-0	1-1-0	2-0-0					
11-5-0	0-0-0	0-3-0	NON-CONFERENCE	0-1-0	5-0-0	6-1-0					
1-0-0	0-0-0	0-0-0	HOME	0-0-0	1-0-0	0-0-0					
8-5-0	0-0-0	0-0-	AWAY	0-1-0	4-0-0	4-1-0					
2-0-0	0-0-0	0-0-0	NEUTRAL	0-0-0	0-0-0	2-0-0					
6-2-0	0-0-0	0-0-0	CONFERENCE	0-0-0	1-1-0	5-1-0					
2-1-0	0-0-0	0-0-0	HOME	0-0-0	0-0-0	2-1-0					
3-0-0	0-0-0	0-0-0	AWAY	0-0-0	0-0-0	3-0-0					
1-1-0	0-0-0	0-0-0	NEUTRAL	0-0-0	1-1-0	0-0-0					
RPI S Opponent Score	RPI S Opponent Score	RPI S Opponent Score	RPI S Opponent Score	RPI S Opponent Score	RPI S Opponent Score	RPI S Opponent Score					
	47 A New Mexico 4 8		90 A Cornell 4 6		103 A Virginia Tech 9 8						
	47 A New Mexico 4 11				103 A Virginia Tech 2 1						
	47 A New Mexico 4 10				103 A Virginia Tech 6 5						
					103 A Virginia Tech 12 5						
					120 H Marist 3 1						
					140 N UMass Lowell 1 0						
					140 N UMass Lowell 2 5						
					188 A Penn St. 6 3						
					189 A Central Conn. St. 3 0						
					189 A Central Conn. St. 1 2						
					195 N Toledo 7 3						
					195 N Toledo 9 3						
					220 H UMBC 9 1						
					220 H UMBC 3 12						
					220 H UMBC 11 2						
					229 A Albany (NY) 7 2						
					229 A Albany (NY) 4 3						
					229 A Albany (NY) 3 0						
					252 A Richmond 15 0						
					263 A Bucknell 12 0						
LAST 10 GAMES											
	120 H Marist 3 1		188 A Penn St. 6 3								
	229 A Albany (NY) 3 0		220 H UMBC 11 2								
	229 A Albany (NY) 4 3		220 H UMBC 3 12								
	229 A Albany (NY) 7 2		220 H UMBC 9 1								
	90 A Cornell 4 6		263 A Bucknell 12 0								

Non-Div. I Games:

Binghamton

Average RPI Win:	113	WON-LOST RECORD	WINNING PCT. RANK	LAST 10 GAMES	STRENGTH OF SCHEDULE	OPP. STRENGTH OF SCHEDULE	TEAM RPI	ADJ RPI	CONF. RPI	ADJ CONF. RPI		
DIV. I ONLY		19-15-0	.55882	101	4-6-0	22	22	46	.5588	46	2	2
DIV. I NON-CONF.		15-4-0	.78947	15	1-2-0	33	143	7	.60258	7	3	3
<hr/>												
TOTALS	RPI 1-25	RPI 26-50		W-L RECORDS		RPI 51-100		RPI 101-150		RPI 150+		
19-15-0	2-4-0	1-5-0		OVERALL		7-3-0		5-3-0		4-0-0		
11-9-0	0-0-0	1-5-0		HOME		4-3-0		2-1-0		4-0-0		
6-6-0	2-4-0	0-0-0		AWAY		2-0-0		2-2-0		0-0-0		
2-0-0	0-0-0	0-0-0		NEUTRAL		1-0-0		1-0-0		0-0-0		
15-4-0	0-0-0	0-0-0		NON-CONFERENCE		6-1-0		5-3-0		4-0-0		
9-2-0	0-0-0	0-0-0		HOME		3-1-0		2-1-0		4-0-0		
4-2-0	0-0-0	0-0-		AWAY		2-0-0		2-2-0		0-0-0		
2-0-0	0-0-0	0-0-0		NEUTRAL		1-0-0		1-0-0		0-0-0		
4-11-0	2-4-0	1-5-0		CONFERENCE		1-2-0		0-0-0		0-0-0		
2-7-0	0-0-0	1-5-0		HOME		1-2-0		0-0-0		0-0-0		
2-4-0	2-4-0	0-0-0		AWAY		0-0-0		0-0-0		0-0-0		
0-0-0	0-0-0	0-0-0		NEUTRAL		0-0-0		0-0-0		0-0-0		
RPI	S	Opponent	Score	RPI	S	Opponent	Score	RPI	S	Opponent	Score	
9	A	Florida	3 2	27	H	South Carolina	1 7	73	H	Tennessee Tech	6 0	
9	A	Florida	7 6	27	H	South Carolina	4 6	88	A	San Diego St.	8 4	
9	A	Florida	4 5	27	H	South Carolina	2 10	89	A	Loyola Marymount	8 4	
16	A	Mississippi St.	4 14	28	H	Auburn	2 3	92	N	Seton Hall	12 5	
16	A	Mississippi St.	4 5	28	H	Auburn	5 4	96	H	Cincinnati	2 1	
16	A	Mississippi St.	4 7	28	H	Auburn	1 8	96	H	Cincinnati	1 2	
								96	H	Cincinnati	6 2	
								100	H	Georgia	6 5	
								100	H	Georgia	5 7	
								100	H	Georgia	1 3	
									</			

Non-Div. I Games:

Tennessee

Average RPI Win:		151	WON-LOST RECORD		WINNING PCT. RANK		LAST 10 GAMES		STRENGTH OF SCHEDULE		OPP. STRENGTH OF SCHEDULE		TEAM RPI		ADJ RPI		CONF. RPI		ADJ CONF. RPI								
DIV. I ONLY			20-16-1		.55405 107		3-6-1		45		90		47		.55761 47		19		19								
DIV. I NON-CONF.			9-14-0		.3913 214		2-5-0		2		19		52		.55568 52		14		14								
TOTALS		RPI 1-25		RPI 26-50		W-L RECORDS		RPI 51-100		RPI 101-150		RPI 150+															
20-16-1		2-3-0		3-4-0		OVERALL		1-4-0		3-3-0		11-2-1															
11-3-0		2-1-0		3-0-0		HOME		0-0-0		1-1-0		5-1-0															
8-13-1		0-2-0		0-4-0		AWAY		1-4-0		1-2-0		6-1-1															
1-0-0		0-0-0		0-0-0		NEUTRAL		0-0-0		1-0-0		0-0-0															
9-14-0		2-3-0		3-4-0		NON-CONFERENCE		1-4-0		3-3-0		0-0-0															
6-2-0		2-1-0		3-0-0		HOME		0-0-0		1-1-0		0-0-0															
2-12-0		0-2-0		0-0-		AWAY		1-4-0		1-2-0		0-0-0															
1-0-0		0-0-0		0-0-0		NEUTRAL		0-0-0		1-0-0		0-0-0															
11-2-1		0-0-0		0-0-0		CONFERENCE		0-0-0		0-0-0		11-2-1															
5-1-0		0-0-0		0-0-0		HOME		0-0-0		0-0-0		5-1-0															
6-1-1		0-0-0		0-0-0		AWAY		0-0-0		0-0-0		6-1-1															
0-0-0		0-0-0		0-0-0		NEUTRAL		0-0-0		0-0-0		0-0-0															
RPI	S	Opponent		Score		RPI	S	Opponent		Score		RPI	S	Opponent		Score											
4	A	Texas Tech		4	12	26	A	Cal St. Fullerton		1	2	62	A	Oklahoma St.		0	3	105	A	Kansas St.		2	3				
4	A	Texas Tech		2	7	26	A	Cal St. Fullerton		0	1	62	A	Oklahoma St.		0	13	105	A	Kansas St.		10	12				
18	H	Missouri St.		9	5	26	A	Cal St. Fullerton		4	5	65	A	DBU		6	5	118	H	Grand Canyon		1	6				
18	H	Missouri St.		0	8	34	A	San Diego		2	7	65	A	DBU		2	5	118	H	Grand Canyon		22	3				
18	H	Missouri St.		17	8	45	H	Binghamton		11	4	65	A	DBU		6	7	123	A	New Mexico St.		5	3				
						45	H	Binghamton		10	4											123	N	New Mexico St.		8	2
						45	H	Binghamton		8	4											166	H	Fresno St.		24	4
																						166	H	Fresno St.		6	2
																						166	H	Fresno St.		1	2
																						215	A	San Jose St.		5	5
																						215	A	San Jose St.		1	2
																						215	H	San Jose St.		16	8
																						215	H	San Jose St.		11	1
																						215	H	San Jose St.		8	3
																						227	A	UNLV		7	3
																						227	A	UNLV		4	2
																						227	A	UNLV		29	8
																						251	A	Air Force		24	16
																						251	A	Air Force		19	5
																						251	A	Air Force		16	7
						LAST 10 GAMES																					
						105	A	Kansas St.		2	3	4	A	Texas Tech		4	12										
						105	A	Kansas St.		10	12	215	A	San Jose St.		5	5										
						18	H	Missouri St.		0	8	215	A	San Jose St.		1	2										
						18	H	Missouri St.		9	5	34	A	San Diego		2	7										
						18	H	Missouri St.		17	8	166	H	Fresno St.		6	2										

Non-Div. I Games:

New Mexico

Average RPI Win:	166	WON-LOST RECORD	WINNING PCT. RANK	LAST 10 GAMES	STRENGTH OF SCHEDULE	OPP. STRENGTH OF SCHEDULE	TEAM RPI	ADJ RPI	CONF. RPI	ADJ CONF. RPI	
Average RPI Loss:	105										
DIV. I ONLY		22-10-0	.6875 34	8-2-0	109	161	48	.55635 48	7	7	
DIV. I NON-CONF.		14-8-0	.63636 65	4-0-0	149	254	112	.51809 112	6	6	
<hr/>											
TOTALS	RPI 1-25	RPI 26-50		W-L RECORDS	RPI 51-100		RPI 101-150		RPI 150+		
22-10-0	1-2-0	1-2-0		OVERALL	6-1-0		1-3-0		13-2-0		
10-5-0	1-2-0	0-0-0		HOME	2-0-0		0-2-0		7-1-0		
12-5-0	0-0-0	1-2-0		AWAY	4-1-0		1-1-0		6-1-0		
0-0-0	0-0-0	0-0-0		NEUTRAL	0-0-0		0-0-0		0-0-0		
14-8-0	1-2-0	0-0-0		NON-CONFERENCE	2-1-0		1-3-0		10-2-0		
9-5-0	1-2-0	0-0-0		HOME	1-0-0		0-2-0		7-1-0		
5-3-0	0-0-0	0-0-		AWAY	1-1-0		1-1-0		3-1-0		
0-0-0	0-0-0	0-0-0		NEUTRAL	0-0-0		0-0-0		0-0-0		
8-2-0	0-0-0	1-2-0		CONFERENCE	4-0-0		0-0-0		3-0-0		
1-0-0	0-0-0	0-0-0		HOME	1-0-0		0-0-0		0-0-0		
7-2-0	0-0-0	1-2-0		AWAY	3-0-0		0-0-0		3-0-0		
0-0-0	0-0-0	0-0-0		NEUTRAL	0-0-0		0-0-0		0-0-0		
RPI S	Opponent	Score	RPI S	Opponent	Score	RPI S	Opponent	Score	RPI S	Opponent	Score
18 H	Missouri St.	5 2	41 A	Indiana	11 0	72 A	Michigan St.	4 3	121 H	Hawaii	2 11
18 H	Missouri St.	3 12	41 A	Indiana	0 4	72 A	Michigan St.	9 4	121 H	Hawaii	0 4
18 H	Missouri St.	2 7	41 A	Indiana	12 13	72 A	Michigan St.	3 2	127 A	UC Irvine	9 8
						79 A	California	1 7	127 A	UC Irvine	5 7
						83 H	Iowa	6 3	152 A	Ohio St.	6 5
						91 A	Kansas	5 2	152 A	Ohio St.	15 5
						98 H	Oral Roberts	4 3	152 A	Ohio St.	5 2
									216 A	Sacramento St.	2 3
									216 A	Sacramento St.	9 2
									216 A	Sacramento St.	5 2
									226 H	Milwaukee	5 4
									250 H	South Dakota St.	7 5
									250 H	South Dakota St.	5 2
									267 A	North Dakota St.	6 1
									267 H	North Dakota St.	1 3
									267 H	North Dakota St.	7 1
									278 H	Seattle U	11 7
									278 H	Seattle U	6 3
									278 H	Seattle U	13 4
			LAST 10 GAMES								
			250 H	South Dakota St.	5 2	267 H	North Dakota St.	7 1			
			41 A	Indiana	0 4	72 A	Michigan St.	9 4			
			41 A	Indiana	12 13	72 A	Michigan St.	4 3			
			41 A	Indiana	11 0	72 A	Michigan St.	3 2			
			267 A	North Dakota St.	6 1	91 A	Kansas	5 2			

Non-Div. I Games:

Minnesota



Average RPI Win:	99	WON-LOST	WINNING	LAST 10	STRENGTH OF	OPP. STRENGTH	TEAM	ADJ	CONF.	ADJ CONF.	
Average RPI Loss:	80	RECORD	PCT. RANK	GAMES	SCHEDULE	OF SCHEDULE	RPI	RPI	RPI	RPI	
DIV. I ONLY	15-17-0	.46875	176	5-5-0	15	56	49	.55549	49	4	4
DIV. I NON-CONF.	9-7-0	.5625	108	0-0-0	88	152	84	.53345	84	2	2
<hr/>											
TOTALS	RPI 1-25	RPI 26-50		W-L RECORDS		RPI 51-100		RPI 101-150		RPI 150+	
15-17-0	1-3-0	3-6-0		OVERALL		3-3-0		4-2-0		4-3-0	
6-5-0	0-0-0	2-1-0		HOME		2-2-0		2-1-0		0-1-0	
6-11-0	1-3-0	1-5-0		AWAY		0-0-0		2-1-0		2-2-0	
3-1-0	0-0-0	0-0-0		NEUTRAL		1-1-0		0-0-0		2-0-0	
9-7-0	0-0-0	0-0-0		NON-CONFERENCE		1-2-0		4-2-0		4-3-0	
2-3-0	0-0-0	0-0-0		HOME		0-1-0		2-1-0		0-1-0	
4-3-0	0-0-0	0-0-		AWAY		0-0-0		2-1-0		2-2-0	
3-1-0	0-0-0	0-0-0		NEUTRAL		1-1-0		0-0-0		2-0-0	
6-10-0	1-3-0	3-6-0		CONFERENCE		2-1-0		0-0-0		0-0-0	
4-2-0	0-0-0	2-1-0		HOME		2-1-0		0-0-0		0-0-0	
2-8-0	1-3-0	1-5-0		AWAY		0-0-0		0-0-0		0-0-0	
0-0-0	0-0-0	0-0-0		NEUTRAL		0-0-0		0-0-0		0-0-0	
<hr/>											
RPI S	Opponent	Score		RPI S	Opponent	Score		RPI S	Opponent	Score	
1 A	Oregon St.	4	5	38 H	Oregon	1	11	51 N	Nebraska	7	5
1 A	Oregon St.	4	5	38 H	Oregon	13	1	51 N	Nebraska	3	4
1 A	Oregon St.	1	5	38 H	Oregon	11	5	69 H	BYU	6	11
2 A	Arizona	12	5	40 A	Stanford	4	0	79 H	California	9	3
				40 A	Stanford	4	6	79 H	California	16	8
				40 A	Stanford	1	5	79 H	California	7	8
				43 A	Washington	3	4				
				43 A	Washington	1	3				
				43 A	Washington	1	4				
<hr/>											
LAST 10 GAMES											
2 A	Arizona	12	5	1 A	Oregon St.	4	5				
79 H	California	7	8	1 A	Oregon St.	4	5				
79 H	California	16	8	38 H	Oregon	11	5				
79 H	California	9	3	38 H	Oregon	1	11				
1 A	Oregon St.	1	5	38 H	Oregon	13	1				

Non-Div. I Games:

Utah

Average RPI Win:	126	WON-LOST RECORD	WINNING PCT. RANK	LAST 10 GAMES	STRENGTH OF SCHEDULE	OPP. STRENGTH OF SCHEDULE	TEAM RPI	ADJ RPI	CONF. RPI	ADJ CONF. RPI						
DIV. I ONLY		26-11-0	.7027	27	5-5-0	112	27	50	.55501	50	6	6				
DIV. I NON-CONF.		16-6-0	.72727	26	1-2-0	141	68	63	.54534	63	8	8				
<hr/>																
TOTALS	RPI 1-25	RPI 26-50		W-L RECORDS		RPI 51-100		RPI 101-150		RPI 150+						
26-11-0	2-3-0	3-3-0		OVERALL		3-0-0		9-3-0		9-2-0						
20-7-0	2-2-0	3-3-0		HOME		3-0-0		3-1-0		9-1-0						
6-4-0	0-1-0	0-0-0		AWAY		0-0-0		6-2-0		0-1-0						
0-0-0	0-0-0	0-0-0		NEUTRAL		0-0-0		0-0-0		0-0-0						
16-6-0	2-3-0	0-0-0		NON-CONFERENCE		0-0-0		5-1-0		9-2-0						
14-4-0	2-2-0	0-0-0		HOME		0-0-0		3-1-0		9-1-0						
2-2-0	0-1-0	0-0-		AWAY		0-0-0		2-0-0		0-1-0						
0-0-0	0-0-0	0-0-0		NEUTRAL		0-0-0		0-0-0		0-0-0						
10-5-0	0-0-0	3-3-0		CONFERENCE		3-0-0		4-2-0		0-0-0						
6-3-0	0-0-0	3-3-0		HOME		3-0-0		0-0-0		0-0-0						
4-2-0	0-0-0	0-0-0		AWAY		0-0-0		4-2-0		0-0-0						
0-0-0	0-0-0	0-0-0		NEUTRAL		0-0-0		0-0-0		0-0-0						
RPI	S	Opponent	Score		RPI	S	Opponent	Score		RPI	S	Opponent	Score			
7	H	Kentucky	2	19	35	H	Louisiana Tech	3	2	85	H	Rice	6	5		
8	H	West Virginia	8	4	35	H	Louisiana Tech	3	7	85	H	Rice	2	0		
8	H	West Virginia	1	3	35	H	Louisiana Tech	3	7	85	H	Rice	3	2		
8	H	West Virginia	7	4	44	H	Charlotte	2	0			111	H	Rutgers	6	2
11	A	Virginia	5	18	44	H	Charlotte	1	3			111	H	Rutgers	15	4
					44	H	Charlotte	3	0			111	H	Rutgers	5	8
												115	A	UTSA	11	5
												115	A	UTSA	5	7
												115	A	UTSA	9	1
												128	A	VCU	5	4
												129	A	William & Mary	11	6
												129	H	William & Mary	6	3
												154	H	Princeton	7	1
												154	H	Princeton	14	4
												176	A	VMI	14	17
												176	H	VMI	14	2
												183	H	Delaware	2	1
												214	H	James Madison	9	8
												214	H	James Madison	3	4
												238	H	LIU Brooklyn	11	7
												238	H	LIU Brooklyn	16	8
												238	H	LIU Brooklyn	13	0
												248	H	Saint Joseph's	7	6
LAST 10 GAMES																
					35	H	Louisiana Tech	3	7	102	A	Middle Tenn.	5	3		
					35	H	Louisiana Tech	3	2	102	A	Middle Tenn.	9	8		
					35	H	Louisiana Tech	3	7	176	A	VMI	14	17		
					129	H	William & Mary	6	3	11	A	Virginia	5	18		
					102	A	Middle Tenn.	6	17	44	H	Charlotte	3	0		

Non-Div. I Games:

Old Dominion



**Non-Div. I Games:**

Tie, Loss, Non-Conf,S Site, H Home, A Away, N Neutral Page 52

Average RPI Win: 110		WON-LOST	WINNING	LAST 10	STRENGTH OF		OPP. STRENGTH	TEAM	ADJ	CONF.	ADJ CONF.
Average RPI Loss: 59		RECORD	PCT. RANK	GAMES	SCHEDULE		OF SCHEDULE	RPI	RPI	RPI	RPI
DIV. I ONLY		18-18-0	.5	145	3-7-0		11	34	53	.55284	53
DIV. I NON-CONF.		14-4-0	.77778	18	3-1-0		80	124	31	.57407	31
TOTALS		RPI 1-25	RPI 26-50		W-L RECORDS		RPI 51-100		RPI 101-150		RPI 150+
18-18-0		4-9-0	3-1-0		OVERALL		2-6-0		2-0-0		7-2-0
12-10-0		3-7-0	1-1-0		HOME		1-0-0		1-0-0		6-2-0
6-8-0		1-2-0	2-0-0		AWAY		1-6-0		1-0-0		1-0-0
0-0-0		0-0-0	0-0-0		NEUTRAL		0-0-0		0-0-0		0-0-0
14-4-0		1-0-0	3-1-0		NON-CONFERENCE		1-1-0		2-0-0		7-2-0
10-3-0		1-0-0	1-1-0		HOME		1-0-0		1-0-0		6-2-0
4-1-0		0-0-0	2-0-		AWAY		0-1-0		1-0-0		1-0-0
0-0-0		0-0-0	0-0-0		NEUTRAL		0-0-0		0-0-0		0-0-0
4-14-0		3-9-0	0-0-0		CONFERENCE		1-5-0		0-0-0		0-0-0
2-7-0		2-7-0	0-0-0		HOME		0-0-0		0-0-0		0-0-0
2-7-0		1-2-0	0-0-0		AWAY		1-5-0		0-0-0		0-0-0
0-0-0		0-0-0	0-0-0		NEUTRAL		0-0-0		0-0-0		0-0-0
RPI S	Opponent	Score	RPI S	Opponent	Score	RPI S	Opponent	Score	RPI S	Opponent	Score
3 H	North Carolina	4 7	28 A	Auburn	11 8	68 A	Miami (FL)	7 17	109 A	Ga. Southern	10 3
3 H	North Carolina	5 6	28 H	Auburn	4 7	68 A	Miami (FL)	7 5	114 H	Marshall	11 3
3 H	North Carolina	4 2	31 A	Mercer	11 3	68 A	Miami (FL)	8 10	174 H	Belmont	5 11
5 H	Louisville	0 3	31 H	Mercer	8 5	69 H	BYU	5 3	174 H	Belmont	10 2
5 H	Louisville	1 10				99 A	Notre Dame	3 4	174 H	Belmont	12 3
5 H	Louisville	4 5				99 A	Notre Dame	6 9	182 H	Western Mich.	8 3
6 H	Clemson	6 11				99 A	Notre Dame	3 4	217 A	Georgia St.	7 0
6 H	Clemson	6 13				100 A	Georgia	1 5	217 H	Georgia St.	12 5
6 H	Clemson	5 1							264 H	Youngstown St.	14 6
12 A	Wake Forest	8 17							264 H	Youngstown St.	15 6
12 A	Wake Forest	7 6							264 H	Youngstown St.	3 12
12 A	Wake Forest	4 8									
25 H	Oklahoma	2 0									
LAST 10 GAMES											
217 A	Georgia St.	7 0	100 A	Georgia	1 5						
31 H	Mercer	8 5	99 A	Notre Dame	6 9						
5 H	Louisville	4 5	99 A	Notre Dame	3 4						
5 H	Louisville	1 10	99 A	Notre Dame	3 4						
5 H	Louisville	0 3	28 A	Auburn	11 8						

Non-Div. I Games:

Georgia Tech

Average RPI Win: 157		WON-LOST RECORD		WINNING PCT. RANK		LAST 10 GAMES		STRENGTH OF SCHEDULE		OPP. STRENGTH OF SCHEDULE		TEAM RPI		ADJ RPI		CONF. RPI		ADJ CONF. RPI					
DIV. I ONLY		23-13-1		.63514		53		5-3-1		63		93		54		.55213		54		11		11	
DIV. I NON-CONF.		13-9-0		.59091		88		1-1-0		72		39		95		.52524		95		11		11	
TOTALS		RPI 1-25		RPI 26-50		W-L RECORDS		RPI 51-100		RPI 101-150		RPI 150+											
23-13-1		0-5-0		0-1-0		OVERALL		4-2-1		5-2-0		14-3-0											
15-8-1		0-3-0		0-1-0		HOME		2-1-1		5-2-0		8-1-0											
8-5-0		0-2-0		0-0-0		AWAY		2-1-0		0-0-0		6-2-0											
0-0-0		0-0-0		0-0-0		NEUTRAL		0-0-0		0-0-0		0-0-0											
13-9-0		0-5-0		0-1-0		NON-CONFERENCE		1-0-0		5-2-0		7-1-0											
11-7-0		0-3-0		0-1-0		HOME		1-0-0		5-2-0		5-1-0											
2-2-0		0-2-0		0-0-		AWAY		0-0-0		0-0-0		2-0-0											
0-0-0		0-0-0		0-0-0		NEUTRAL		0-0-0		0-0-0		0-0-0											
10-4-1		0-0-0		0-0-0		CONFERENCE		3-2-1		0-0-0		7-2-0											
4-1-1		0-0-0		0-0-0		HOME		1-1-1		0-0-0		3-0-0											
6-3-0		0-0-0		0-0-0		AWAY		2-1-0		0-0-0		4-2-0											
0-0-0		0-0-0		0-0-0		NEUTRAL		0-0-0		0-0-0		0-0-0											
RPI	S	Opponent		Score		RPI	S	Opponent		Score		RPI	S	Opponent		Score		RPI	S	Opponent		Score	
3	A	North Carolina		6	7	30	H	St. John's (NY)		4	7	59	H	Louisiana		7	7	101	H	Western Caro.		4	5
8	H	West Virginia		9	22							59	H	Louisiana		9	8	112	H	San Francisco		6	1
8	H	West Virginia		1	4							59	H	Louisiana		0	1	112	H	San Francisco		7	5
12	A	Wake Forest		9	19							60	A	South Ala.		3	4	130	H	Ball St.		1	0
12	H	Wake Forest		8	13							60	A	South Ala.		11	9	148	H	Illinois		6	0
												60	A	South Ala.		4	3	148	H	Illinois		3	2
												78	H	Winthrop		8	3	148	H	Illinois		6	7
																		164	A	Col. of Charleston		8	5
																		164	H	Col. of Charleston		16	7
																		167	A	Texas St.		4	5
																		167	A	Texas St.		7	10
																		167	A	Texas St.		4	3
																		173	H	Arkansas St.		5	0
																		173	H	Arkansas St.		6	1
																		173	H	Arkansas St.		11	6
																		179	A	UNCW		4	1
																		179	H	UNCW		13	2
																		200	H	George Mason		9	8
																		214	H	James Madison		3	11
																		217	A	Georgia St.		8	5
																		217	A	Georgia St.		4	0
																		217	A	Georgia St.		17	0
																		229	H	Albany (NY)		14	0
																		252	H	Richmond		8	5
LAST 10 GAMES						164	A	Col. of Charleston		8	5	59	H	Louisiana		7	7	229	H	Albany (NY)		14	0
						60	A	South Ala.		3	4	59	H	Louisiana		9	8	252	H	Richmond		8	5
						60	A	South Ala.		11	9	59	H	Louisiana		0	1						
						60	A	South Ala.		4	3	217	A	Georgia St.		17	0						
						12	A	Wake Forest		9	19	217	A	Georgia St.		8	5						

Non-Div. I Games:

Coastal Caro.

Average RPI Win:	142	WON-LOST RECORD	WINNING PCT. RANK	LAST 10 GAMES	STRENGTH OF SCHEDULE	OPP. STRENGTH OF SCHEDULE	TEAM RPI	ADJ RPI	CONF. RPI	ADJ CONF. RPI	
DIV. I ONLY	21-14-0	.6	72	1-0-0	146	60	55	.55207	55	5	5
DIV. I NON-CONF.	15-11-0	.57692	100	1-0-0	173	82	77	.53697	77	5	5
<hr/>											
TOTALS	RPI 1-25	RPI 26-50		W-L RECORDS	RPI 51-100		RPI 101-150		RPI 150+		
21-14-0	0-0-0	1-2-0		OVERALL	6-6-0		6-1-0		8-5-0		
5-1-0	0-0-0	0-0-0		HOME	0-0-0		3-0-0		2-1-0		
12-11-0	0-0-0	1-2-0		AWAY	6-6-0		0-0-0		5-3-0		
4-2-0	0-0-0	0-0-0		NEUTRAL	0-0-0		3-1-0		1-1-0		
<hr/>											
15-11-0	0-0-0	1-2-0		NON-CONFERENCE	3-3-0		3-1-0		8-5-0		
2-1-0	0-0-0	0-0-0		HOME	0-0-0		0-0-0		2-1-0		
9-8-0	0-0-0	1-0-		AWAY	3-3-0		0-0-0		5-3-0		
4-2-0	0-0-0	0-0-0		NEUTRAL	0-0-0		3-1-0		1-1-0		
<hr/>											
6-3-0	0-0-0	0-0-0		CONFERENCE	3-3-0		3-0-0		0-0-0		
3-0-0	0-0-0	0-0-0		HOME	0-0-0		3-0-0		0-0-0		
3-3-0	0-0-0	0-0-0		AWAY	3-3-0		0-0-0		0-0-0		
0-0-0	0-0-0	0-0-0		NEUTRAL	0-0-0		0-0-0		0-0-0		
<hr/>											
RPI	S	Opponent	Score	RPI	S	Opponent	Score	RPI	S	Opponent	Score
37	A	Texas	1 4	69	A	BYU	8 7	104	H	Memphis	10 7
37	A	Texas	3 9	69	A	BYU	6 7	104	H	Memphis	6 2
37	A	Texas	2 1	69	A	BYU	9 10	104	H	Memphis	4 0
				81	A	East Carolina	3 2	140	N	UMass Lowell	7 1
				81	A	East Carolina	5 1	140	N	UMass Lowell	7 3
				81	A	East Carolina	3 2	140	N	UMass Lowell	8 11
				87	A	Tulane	5 6	140	N	UMass Lowell	5 3
				87	A	Tulane	3 8	156	A	Bryant	3 9
				87	A	Tulane	1 3	177	H	Hartford	4 6
				92	A	Seton Hall	2 3	182	N	Western Mich.	3 4
				92	A	Seton Hall	2 1	189	A	Central Conn. St.	7 5
				92	A	Seton Hall	4 0	193	A	UC Davis	9 6
								193	A	UC Davis	7 4
								193	A	UC Davis	7 8
								197	A	Fairfield	6 1
								221	A	Stetson	9 3
								225	H	Quinnipiac	4 3
								241	H	Massachusetts	11 3
								248	N	Saint Joseph's	11 0
								270	A	Santa Clara	5 9
<hr/>											
LAST 10 GAMES											
225	H	Quinnipiac	4 3	156	A	Bryant	3 9				
241	H	Massachusetts	11 3	104	H	Memphis	4 0				
87	A	Tulane	5 6	104	H	Memphis	10 7				
87	A	Tulane	1 3	104	H	Memphis	6 2				
87	A	Tulane	3 8	177	H	Hartford	4 6				

Non-Div. I Games:

UConn

Average RPI Win:	155	WON-LOST RECORD	WINNING PCT. RANK	LAST 10 GAMES	STRENGTH OF SCHEDULE	OPP. STRENGTH OF SCHEDULE	TEAM RPI	ADJ RPI	CONF. RPI	ADJ CONF. RPI		
DIV. I ONLY		26-12-0	.68421	35	5-5-0	95	53	56	.55162	56	2	2
DIV. I NON-CONF.		19-4-0	.82609	11	2-2-0	190	168	47	.55861	47	3	3
<hr/>												
TOTALS	RPI 1-25	RPI 26-50		W-L RECORDS		RPI 51-100		RPI 101-150		RPI 150+		
26-12-0	3-8-0	0-0-0		OVERALL		2-1-0		8-2-0		13-1-0		
14-9-0	2-8-0	0-0-0		HOME		0-0-0		7-1-0		5-0-0		
7-1-0	0-0-0	0-0-0		AWAY		2-1-0		0-0-0		5-0-0		
5-2-0	1-0-0	0-0-0		NEUTRAL		0-0-0		1-1-0		3-1-0		
<hr/>												
19-4-0	1-1-0	0-0-0		NON-CONFERENCE		0-0-0		8-2-0		10-1-0		
12-2-0	0-1-0	0-0-0		HOME		0-0-0		7-1-0		5-0-0		
2-0-0	0-0-0	0-0-		AWAY		0-0-0		0-0-0		2-0-0		
5-2-0	1-0-0	0-0-0		NEUTRAL		0-0-0		1-1-0		3-1-0		
<hr/>												
7-8-0	2-7-0	0-0-0		CONFERENCE		2-1-0		0-0-0		3-0-0		
2-7-0	2-7-0	0-0-0		HOME		0-0-0		0-0-0		0-0-0		
5-1-0	0-0-0	0-0-0		AWAY		2-1-0		0-0-0		3-0-0		
0-0-0	0-0-0	0-0-0		NEUTRAL		0-0-0		0-0-0		0-0-0		
<hr/>												
RPI S	Opponent	Score	RPI S	Opponent	Score	RPI S	Opponent	Score	RPI S	Opponent	Score	
7 H	Kentucky	1 6				100 A	Georgia	0 3	101 H	Western Caro.	7 6	
7 H	Kentucky	9 8				100 A	Georgia	6 1	125 H	Southeast Mo. St.	5 6	
7 H	Kentucky	2 5				100 A	Georgia	8 5	130 H	Ill.-Chicago	11 10	
9 H	Florida	1 2							130 H	Ill.-Chicago	7 2	
9 H	Florida	1 2							130 H	Ill.-Chicago	6 4	
9 H	Florida	3 4							138 H	Appalachian St.	7 1	
13 H	Arkansas	7 2							138 H	Appalachian St.	3 2	
13 H	Arkansas	2 9							138 H	Appalachian St.	4 0	
13 H	Arkansas	8 9							148 N	Illinois	3 5	
18 H	Missouri St.	3 5							148 N	Illinois	7 6	
19 N	Houston	4 2							159 N	Eastern Mich.	7 2	
									159 N	Eastern Mich.	6 5	
									159 N	Eastern Mich.	2 6	
									159 N	Eastern Mich.	27 9	
									178 A	Alabama	9 5	
									178 A	Alabama	7 4	
									178 A	Alabama	3 0	
									207 A	A&M-Corpus Christi	7 6	
									207 A	A&M-Corpus Christi	9 0	
									243 H	Little Rock	11 8	
									244 H	Eastern Ill.	10 1	
									273 H	Ark.-Pine Bluff	13 1	
									273 H	Ark.-Pine Bluff	15 6	
									282 H	Chicago St.	7 6	
<hr/>												
LAST 10 GAMES												
18 H	Missouri St.	3 5	273 H	Ark.-Pine Bluff	13 1							
7 H	Kentucky	1 6	100 A	Georgia	6 1							
7 H	Kentucky	9 8	100 A	Georgia	8 5							
7 H	Kentucky	2 5	100 A	Georgia	0 3							
273 H	Ark.-Pine Bluff	15 6	148 N	Illinois	3 5							

Non-Div. I Games:

Missouri



Average RPI Win: 111		WON-LOST	WINNING	LAST 10	STRENGTH OF		OPP. STRENGTH	TEAM	ADJ		CONF.	ADJ CONF.			
Average RPI Loss: 117		RECORD	PCT. RANK	GAMES	SCHEDULE		OF SCHEDULE	RPI	RPI		RPI	RPI			
DIV. I ONLY		22-14-0	.61111	65	5-5-0		99	29	57	.5508	57	12	12		
DIV. I NON-CONF.		12-6-0	.66667	50	1-1-0		76	4	24	.58355	24	16	16		
TOTALS		RPI 1-25	RPI 26-50		W-L RECORDS		RPI 51-100		RPI 101-150		RPI 150+				
22-14-0		3-4-0	0-0-0		OVERALL		9-2-0		6-4-0		4-4-0				
13-4-0		3-1-0	0-0-0		HOME		4-0-0		3-1-0		3-2-0				
6-10-0		0-3-0	0-0-0		AWAY		3-2-0		2-3-0		1-2-0				
3-0-0		0-0-0	0-0-0		NEUTRAL		2-0-0		1-0-0		0-0-0				
12-6-0		1-3-0	0-0-0		NON-CONFERENCE		9-2-0		1-0-0		1-1-0				
6-1-0		1-0-0	0-0-0		HOME		4-0-0		0-0-0		1-1-0				
3-5-0		0-3-0	0-0-		AWAY		3-2-0		0-0-0		0-0-0				
3-0-0		0-0-0	0-0-0		NEUTRAL		2-0-0		1-0-0		0-0-0				
10-8-0		2-1-0	0-0-0		CONFERENCE		0-0-0		5-4-0		3-3-0				
7-3-0		2-1-0	0-0-0		HOME		0-0-0		3-1-0		2-1-0				
3-5-0		0-0-0	0-0-0		AWAY		0-0-0		2-3-0		1-2-0				
0-0-0		0-0-0	0-0-0		NEUTRAL		0-0-0		0-0-0		0-0-0				
RPI S	Opponent	Score		RPI S	Opponent	Score		RPI S	Opponent	Score		RPI S	Opponent	Score	
8 H	West Virginia	4	2					59 A	Louisiana	2	9	122 H	Lamar University	5	13
14 A	LSU	2	8					59 H	Louisiana	5	4	122 H	Lamar University	4	1
17 H	McNeese	5	4					59 H	Louisiana	15	3	122 H	Lamar University	6	5
17 H	McNeese	10	2					60 A	South Ala.	12	4	139 A	New Orleans	8	0
17 H	McNeese	1	4					60 H	South Ala.	12	9	139 A	New Orleans	4	2
22 A	Vanderbilt	6	9					60 N	South Ala.	4	3	139 H	New Orleans	8	3
22 A	Vanderbilt	2	4					85 A	Rice	5	15	144 N	Troy	5	4
								85 A	Rice	8	4	147 A	Houston Baptist	0	4
								85 A	Rice	12	4	147 A	Houston Baptist	3	6
								87 H	Tulane	8	5	147 A	Houston Baptist	7	8
								92 N	Seton Hall	13	1	204 H	Murray St.	1	3
												207 A	A&M-Corpus Christi	2	3
												207 A	A&M-Corpus Christi	4	5
												207 A	A&M-Corpus Christi	8	5
												235 H	Northwestern St.	7	0
												235 H	Northwestern St.	3	2
												235 H	Northwestern St.	4	6
												276 H	Hofstra	11	1
LAST 10 GAMES															
								59 A	Louisiana	2	9	207 A	A&M-Corpus Christi	4	5
								235 H	Northwestern St.	4	6	207 A	A&M-Corpus Christi	2	3
								235 H	Northwestern St.	3	2	60 H	South Ala.	12	9
								235 H	Northwestern St.	7	0	17 H	McNeese	5	4
								207 A	A&M-Corpus Christi	8	5	17 H	McNeese	1	4

Non-Div. I Games:

Southeastern La.



Average RPI Win:	139	WON-LOST RECORD	WINNING PCT. RANK	LAST 10 GAMES	STRENGTH OF SCHEDULE	OPP. STRENGTH OF SCHEDULE	TEAM RPI	ADJ RPI	CONF. RPI	ADJ CONF. RPI									
DIV. I ONLY		23-14-1	.61842	62	7-2-1	74	102	59	.54974	59	11	11							
DIV. I NON-CONF.		13-10-0	.56522	106	3-1-0	89	84	82	.53442	82	11	11							
<hr/>																			
TOTALS	RPI 1-25	RPI 26-50		W-L RECORDS		RPI 51-100		RPI 101-150		RPI 150+									
23-14-1	1-2-0	2-2-0		OVERALL		7-6-1		4-2-0		9-2-0									
14-5-0	0-1-0	2-1-0		HOME		3-2-0		2-1-0		7-0-0									
8-7-1	1-0-0	0-1-0		AWAY		4-4-1		2-1-0		1-1-0									
1-2-0	0-1-0	0-0-0		NEUTRAL		0-0-0		0-0-0		1-1-0									
13-10-0	1-2-0	2-2-0		NON-CONFERENCE		4-4-0		0-0-0		6-2-0									
7-3-0	0-1-0	2-1-0		HOME		1-1-0		0-0-0		4-0-0									
5-5-0	1-0-0	0-0-		AWAY		3-3-0		0-0-0		1-1-0									
1-2-0	0-1-0	0-0-0		NEUTRAL		0-0-0		0-0-0		1-1-0									
10-4-1	0-0-0	0-0-0		CONFERENCE		3-2-1		4-2-0		3-0-0									
7-2-0	0-0-0	0-0-0		HOME		2-1-0		2-1-0		3-0-0									
3-2-1	0-0-0	0-0-0		AWAY		1-1-1		2-1-0		0-0-0									
0-0-0	0-0-0	0-0-0		NEUTRAL		0-0-0		0-0-0		0-0-0									
<hr/>																			
RPI	S	Opponent	Score		RPI	S	Opponent	Score		RPI	S	Opponent	Score						
14	N	LSU	2	3	32	H	Southern Miss.	3	1	54	A	Coastal Caro.	7	7	138	H	Appalachian St.	4	3
17	A	McNeese	3	1	32	H	Southern Miss.	5	4	54	A	Coastal Caro.	8	9	138	H	Appalachian St.	4	12
19	H	Houston	0	4	32	H	Southern Miss.	11	15	54	A	Coastal Caro.	1	0	138	H	Appalachian St.	3	0
					35	A	Louisiana Tech	5	6	57	A	Southeastern La.	4	5	144	A	Troy	7	2
										57	A	Southeastern La.	3	15	144	A	Troy	5	7
										57	H	Southeastern La.	9	2	144	A	Troy	6	5
										60	H	South Ala.	11	1	153	A	Nicholls St.	1	3
										60	H	South Ala.	10	2	153	H	Nicholls St.	18	2
										60	H	South Ala.	0	6	173	H	Arkansas St.	13	2
										84	A	Sam Houston St.	3	8	173	H	Arkansas St.	3	2
										84	A	Sam Houston St.	6	1	173	H	Arkansas St.	8	0
										84	A	Sam Houston St.	2	0	204	N	Murray St.	0	2
										87	A	Tulane	1	0	235	A	Northwestern St.	8	6
										87	H	Tulane	4	6	276	N	Hofstra	1	0
															297	H	Saint Peter's	10	0
															297	H	Saint Peter's	6	1
															297	H	Saint Peter's	4	0
<hr/>																			
LAST 10 GAMES																			
					57	H	Southeastern La.	9	2	14	N	LSU	2	3					
					87	A	Tulane	1	0	54	A	Coastal Caro.	7	7					
					173	H	Arkansas St.	3	2	54	A	Coastal Caro.	8	9					
					173	H	Arkansas St.	13	2	54	A	Coastal Caro.	1	0					
					173	H	Arkansas St.	8	0	153	H	Nicholls St.	18	2					

Non-Div. I Games:

Louisiana

Average RPI Win:		168	WON-LOST		WINNING		LAST 10		STRENGTH OF		OPP. STRENGTH		TEAM		ADJ		CONF.		ADJ CONF.				
Average RPI Loss:		47	RECORD		PCT. RANK		GAMES		SCHEDULE		OF SCHEDULE		RPI		RPI		RPI		RPI				
DIV. I ONLY			23-15-0		.60526		69		7-3-0		118		40		60		.54886		60				
DIV. I NON-CONF.			12-10-0		.54545		118		3-1-0		143		11		86		.53052		86				
TOTALS		RPI 1-25		RPI 26-50		W-L RECORDS		RPI 51-100		RPI 101-150		RPI 150+											
23-15-0		1-5-0		1-1-0		OVERALL		2-8-0		5-1-0		14-0-0											
11-3-0		1-0-0		0-0-0		HOME		1-3-0		1-0-0		8-0-0											
9-10-0		0-5-0		1-1-0		AWAY		1-3-0		3-1-0		4-0-0											
3-2-0		0-0-0		0-0-0		NEUTRAL		0-2-0		1-0-0		2-0-0											
12-10-0		1-5-0		1-1-0		NON-CONFERENCE		0-4-0		2-0-0		8-0-0											
7-1-0		1-0-0		0-0-0		HOME		0-1-0		1-0-0		5-0-0											
3-7-0		0-5-0		1-0-		AWAY		0-1-0		1-0-0		1-0-0											
2-2-0		0-0-0		0-0-0		NEUTRAL		0-2-0		0-0-0		2-0-0											
11-5-0		0-0-0		0-0-0		CONFERENCE		2-4-0		3-1-0		6-0-0											
4-2-0		0-0-0		0-0-0		HOME		1-2-0		0-0-0		3-0-0											
6-3-0		0-0-0		0-0-0		AWAY		1-2-0		2-1-0		3-0-0											
1-0-0		0-0-0		0-0-0		NEUTRAL		0-0-0		1-0-0		0-0-0											
RPI	S	Opponent		Score		RPI	S	Opponent		Score		RPI	S	Opponent		Score		RPI	S	Opponent		Score	
15	A	Baylor		2	3	28	A	Auburn		14	3	54	H	Coastal Caro.		3	4	109	A	Ga. Southern		5	0
15	A	Baylor		9	10	32	A	Southern Miss.		2	4	54	H	Coastal Caro.		4	3	109	A	Ga. Southern		19	6
15	A	Baylor		7	9							54	H	Coastal Caro.		9	11	109	A	Ga. Southern		5	8
16	A	Mississippi St.		0	2							57	A	Southeastern La.		9	12	139	A	New Orleans		9	6
16	A	Mississippi St.		6	8							57	H	Southeastern La.		4	12	139	H	New Orleans		10	7
16	H	Mississippi St.		5	2							57	N	Southeastern La.		3	4	144	N	Troy		6	4
												59	A	Louisiana		2	10	170	N	Columbia		4	1
												59	A	Louisiana		1	11	170	N	Columbia		4	3
												59	A	Louisiana		6	0	192	A	Alabama St.		13	4
												92	N	Seton Hall		2	3	192	H	Alabama St.		6	4
																		217	H	Georgia St.		19	9
																		217	H	Georgia St.		16	6
																		217	H	Georgia St.		7	0
																		218	A	La.-Monroe		14	2
																		218	A	La.-Monroe		4	1
																		218	A	La.-Monroe		8	3
																		244	H	Eastern Ill.		32	0
																		244	H	Eastern Ill.		8	3
																		244	H	Eastern Ill.		8	2
																		295	H	Alabama A&M		11	1
LAST 10 GAMES																							
						192	H	Alabama St.		6	4	139	A	New Orleans		9	6						
						16	H	Mississippi St.		5	2	218	A	La.-Monroe		8	3						
						54	H	Coastal Caro.		4	3	218	A	La.-Monroe		4	1						
						54	H	Coastal Caro.		9	11	218	A	La.-Monroe		14	2						
						54	H	Coastal Caro.		3	4	57	A	Southeastern La.		9	12						

Non-Div. I Games:

South Ala.

Gonzaga

Average RPI Win: 119		WON-LOST RECORD		WINNING PCT. RANK		LAST 10 GAMES		STRENGTH OF SCHEDULE		OPP. STRENGTH OF SCHEDULE		TEAM RPI		ADJ RPI		CONF. RPI		ADJ CONF. RPI	
DIV. I ONLY		21-15-0		.58333 85		5-5-0		49		58		62		.54665 62		1		1	
DIV. I NON-CONF.		16-7-0		.69565 39		2-1-0		79		114		56		.55369 56		1		1	
TOTALS		RPI 1-25		RPI 26-50		W-L RECORDS		RPI 51-100		RPI 101-150		RPI 150+							
21-15-0		4-6-0		2-0-0		OVERALL		4-2-0		4-4-0		7-3-0							
15-7-0		3-2-0		2-0-0		HOME		1-0-0		2-2-0		7-3-0							
4-7-0		0-3-0		0-0-0		AWAY		2-2-0		2-2-0		0-0-0							
2-1-0		1-1-0		0-0-0		NEUTRAL		1-0-0		0-0-0		0-0-0							
16-7-0		2-1-0		2-0-0		NON-CONFERENCE		3-0-0		2-3-0		7-3-0							
11-4-0		1-0-0		2-0-0		HOME		1-0-0		0-1-0		7-3-0							
3-2-0		0-0-0		0-0-		AWAY		1-0-0		2-2-0		0-0-0							
2-1-0		1-1-0		0-0-0		NEUTRAL		1-0-0		0-0-0		0-0-0							
5-8-0		2-5-0		0-0-0		CONFERENCE		1-2-0		2-1-0		0-0-0							
4-3-0		2-2-0		0-0-0		HOME		0-0-0		2-1-0		0-0-0							
1-5-0		0-3-0		0-0-0		AWAY		1-2-0		0-0-0		0-0-0							
0-0-0		0-0-0		0-0-0		NEUTRAL		0-0-0		0-0-0		0-0-0							
RPI	S	Opponent		Score		RPI	S	Opponent		Score		RPI	S	Opponent		Score			
2	N	Arizona		9	10	47	H	New Mexico		13	0	51	N	Nebraska		1	0		
8	H	West Virginia		3	5	47	H	New Mexico		3	0	91	A	Kansas		11	6		
8	H	West Virginia		3	2							91	A	Kansas		2	4		
8	H	West Virginia		8	9							91	A	Kansas		5	6		
10	A	TCU		5	7							95	A	Arizona St.		18	4		
10	A	TCU		1	5							98	H	Oral Roberts		7	6		
10	A	TCU		5	6														
13	N	Arkansas		8	3														
18	H	Missouri St.		7	3														
25	H	Oklahoma		4	3														
LAST 10 GAMES																			
98	H	Oral Roberts		7	6	105	H	Kansas St.		6	3								
91	A	Kansas		2	4	105	H	Kansas St.		13	3								
91	A	Kansas		5	6	105	H	Kansas St.		4	10								
91	A	Kansas		11	6	135	A	Wichita St.		6	3								
155	H	Central Ark.		5	11	8	H	West Virginia		8	9								

Non-Div. I Games:

Oklahoma St.



Liberty

Liberty



DBU				Through Games Of April 20, 2017																			
Average RPI Win: 162		WON-LOST RECORD		WINNING PCT. RANK		LAST 10 GAMES		STRENGTH OF SCHEDULE		OPP. STRENGTH OF SCHEDULE		TEAM RPI		ADJ RPI		CONF. RPI		ADJ CONF. RPI					
DIV. I ONLY		21-15-0		.58333 85		4-6-0		66		109		65		.54485 65		14		14					
DIV. I NON-CONF.		18-12-0		.6 86		3-3-0		38		107		50		.55672 50		12		12					
TOTALS		RPI 1-25		RPI 26-50		W-L RECORDS		RPI 51-100		RPI 101-150		RPI 150+											
21-15-0		1-7-0		2-2-0		OVERALL		3-1-0		5-3-0		10-2-0											
14-5-0		1-2-0		2-1-0		HOME		0-0-0		3-1-0		8-1-0											
7-10-0		0-5-0		0-1-0		AWAY		3-1-0		2-2-0		2-1-0											
0-0-0		0-0-0		0-0-0		NEUTRAL		0-0-0		0-0-0		0-0-0											
18-12-0		1-4-0		2-2-0		NON-CONFERENCE		3-1-0		5-3-0		7-2-0											
11-5-0		1-2-0		2-1-0		HOME		0-0-0		3-1-0		5-1-0											
7-7-0		0-2-0		0-0-		AWAY		3-1-0		2-2-0		2-1-0											
0-0-0		0-0-0		0-0-0		NEUTRAL		0-0-0		0-0-0		0-0-0											
3-3-0		0-3-0		0-0-0		CONFERENCE		0-0-0		0-0-0		3-0-0											
3-0-0		0-0-0		0-0-0		HOME		0-0-0		0-0-0		3-0-0											
0-3-0		0-3-0		0-0-0		AWAY		0-0-0		0-0-0		0-0-0											
0-0-0		0-0-0		0-0-0		NEUTRAL		0-0-0		0-0-0		0-0-0											
RPI	S	Opponent		Score		RPI	S	Opponent		Score		RPI	S	Opponent		Score							
10	A	TCU		2	3	36	A	Texas A&M		3	7	85	A	Rice		8	4	110	H	Jacksonville St.	10	6	
10	H	TCU		3	9	47	H	New Mexico		7	6	98	A	Oral Roberts		3	7	110	H	Jacksonville St.	14	11	
15	A	Baylor		6	8	47	H	New Mexico		5	2	98	A	Oral Roberts		13	5	110	H	Jacksonville St.	3	7	
15	H	Baylor		1	4	47	H	New Mexico		5	6	98	A	Oral Roberts		9	7	124	A	UT Arlington	9	7	
18	A	Missouri St.		3	7							124	H	UT Arlington		12	7	126	A	North Florida		7	8
18	A	Missouri St.		8	11							126	A	North Florida		9	5	126	A	North Florida		2	6
18	A	Missouri St.		1	5							155	A	Central Ark.		4	10	155	A	Central Ark.		4	0
25	H	Oklahoma		16	10							155	A	Central Ark.		7	1	218	H	La.-Monroe		12	4
												218	H	La.-Monroe		3	8	218	H	La.-Monroe		11	0
						272	H	Illinois St.		7	6	272	H	Illinois St.		11	4	272	H	Illinois St.		10	2
						280	H	Grambling		7	6	280	H	Grambling		3	0	280	H	Grambling		15	0
						LAST 10 GAMES																	
						25	H	Oklahoma		16	10	18	A	Missouri St.		3	7	18	A	Missouri St.		8	11
						155	A	Central Ark.		7	1	18	A	Missouri St.		1	5	36	A	Texas A&M		3	7
						155	A	Central Ark.		4	0	272	H	Illinois St.		10	2						
						155	A	Central Ark.		4	10												
						10	H	TCU		3	9												

Non-Div. I Games:

DBU

Average RPI Win: 156		WON-LOST RECORD		WINNING PCT. RANK		LAST 10 GAMES		STRENGTH OF SCHEDULE		OPP. STRENGTH OF SCHEDULE		TEAM RPI		ADJ RPI		CONF. RPI		ADJ CONF. RPI	
DIV. I ONLY		22-18-0		.55 110		3-7-0		50		125		66		.54425 66		27		27	
DIV. I NON-CONF.		13-12-0		.52 138		0-4-0		9		101		44		.56186 44		27		27	
TOTALS		RPI 1-25		RPI 26-50		W-L RECORDS		RPI 51-100		RPI 101-150		RPI 150+							
22-18-0		0-2-0		0-0-0		OVERALL		7-13-0		5-1-0		10-2-0							
14-6-0		0-1-0		0-0-0		HOME		4-4-0		4-1-0		6-0-0							
8-12-0		0-1-0		0-0-0		AWAY		3-9-0		1-0-0		4-2-0							
0-0-0		0-0-0		0-0-0		NEUTRAL		0-0-0		0-0-0		0-0-0							
13-12-0		0-2-0		0-0-0		NON-CONFERENCE		5-9-0		5-1-0		3-0-0							
10-4-0		0-1-0		0-0-0		HOME		3-2-0		4-1-0		3-0-0							
3-8-0		0-1-0		0-0-		AWAY		2-7-0		1-0-0		0-0-0							
0-0-0		0-0-0		0-0-0		NEUTRAL		0-0-0		0-0-0		0-0-0							
9-6-0		0-0-0		0-0-0		CONFERENCE		2-4-0		0-0-0		7-2-0							
4-2-0		0-0-0		0-0-0		HOME		1-2-0		0-0-0		3-0-0							
5-4-0		0-0-0		0-0-0		AWAY		1-2-0		0-0-0		4-2-0							
0-0-0		0-0-0		0-0-0		NEUTRAL		0-0-0		0-0-0		0-0-0							
RPI S	Opponent		Score		RPI S	Opponent		Score		RPI S	Opponent		Score		RPI S	Opponent		Score	
21 A	UCF		1	5						52 A	FGCU		3	8	106 H	Dartmouth		9	2
21 H	UCF		4	5						52 A	FGCU		13	7	108 H	Boston College		2	1
										52 A	FGCU		4	7	108 H	Boston College		3	2
										64 A	Liberty		3	4	108 H	Boston College		6	5
										64 A	Liberty		1	6	126 A	North Florida		10	2
										64 A	Liberty		5	4	126 H	North Florida		4	5
										71 A	Jacksonville		9	24	197 H	Fairfield		9	5
										71 H	Jacksonville		5	4	197 H	Fairfield		7	5
										73 H	Tennessee Tech		3	1	203 A	N.C. A&T		5	6
										73 H	Tennessee Tech		0	5	203 A	N.C. A&T		10	5
										73 H	Tennessee Tech		5	4	203 A	N.C. A&T		10	4
										75 A	Florida A&M		9	10	221 H	Stetson		9	8
										75 A	Florida A&M		8	1	265 H	N.C. Central		15	5
										75 A	Florida A&M		1	3	265 H	N.C. Central		7	5
										75 H	Florida A&M		6	11	265 H	N.C. Central		13	1
										75 H	Florida A&M		5	1	288 A	Savannah St.		1	0
										75 H	Florida A&M		3	4	288 A	Savannah St.		8	4
										76 A	Fla. Atlantic		6	9	288 A	Savannah St.		7	8
										76 H	Fla. Atlantic		6	12					
										93 A	FIU		1	3					
LAST 10 GAMES																			
21 A	UCF		1	5	288 A	Savannah St.		7	8										
75 A	Florida A&M		8	1	288 A	Savannah St.		8	4										
75 A	Florida A&M		9	10	288 A	Savannah St.		1	0										
75 A	Florida A&M		1	3	71 A	Jacksonville		9	24										
93 A	FIU		1	3	76 A	Fla. Atlantic		6	9										

Non-Div. I Games:

Bethune-Cookman

UCLA

Average RPI Win: 80		WON-LOST	WINNING	LAST 10	STRENGTH OF	OPP. STRENGTH	TEAM	ADJ	CONF.	ADJ CONF.				
Average RPI Loss: 64		RECORD	PCT. RANK	GAMES	SCHEDULE	OF SCHEDULE	RPI	RPI	RPI	RPI				
DIV. I ONLY		17-16-0	.51515	131	5-5-0	28	7	67	.54321	67	4	4		
DIV. I NON-CONF.		8-9-0	.47059	174	1-1-0	31	51	120	.51348	120	2	2		
<hr/>														
TOTALS		RPI 1-25	RPI 26-50		W-L RECORDS		RPI 51-100		RPI 101-150		RPI 150+			
17-16-0		3-2-0	4-7-0		OVERALL		7-4-0		0-2-0		3-1-0			
13-8-0		3-2-0	2-3-0		HOME		5-1-0		0-2-0		3-0-0			
4-6-0		0-0-0	2-4-0		AWAY		2-1-0		0-0-0		0-1-0			
0-2-0		0-0-0	0-0-0		NEUTRAL		0-2-0		0-0-0		0-0-0			
8-9-0		2-0-0	1-4-0		NON-CONFERENCE		2-2-0		0-2-0		3-1-0			
8-4-0		2-0-0	1-1-0		HOME		2-1-0		0-2-0		3-0-0			
0-4-0		0-0-0	0-0-		AWAY		0-0-0		0-0-0		0-1-0			
0-1-0		0-0-0	0-0-0		NEUTRAL		0-1-0		0-0-0		0-0-0			
9-7-0		1-2-0	3-3-0		CONFERENCE		5-2-0		0-0-0		0-0-0			
5-4-0		1-2-0	1-2-0		HOME		3-0-0		0-0-0		0-0-0			
4-2-0		0-0-0	2-1-0		AWAY		2-1-0		0-0-0		0-0-0			
0-1-0		0-0-0	0-0-0		NEUTRAL		0-1-0		0-0-0		0-0-0			
RPI	S	Opponent	Score		RPI	S	Opponent	Score		RPI	S	Opponent	Score	
2	H	Arizona	3	4	26	H	Cal St. Fullerton	9	7	61	H	Gonzaga	1	2
2	H	Arizona	8	7	34	H	San Diego	1	3	61	H	Gonzaga	6	1
2	H	Arizona	4	19	37	A	Texas	2	5	61	H	Gonzaga	5	4
20	H	Long Beach St.	2	1	37	A	Texas	5	10	77	N	Southern California	3	4
23	H	Michigan	1	0	37	A	Texas	4	5	79	H	California	9	5
					40	A	Stanford	3	5	79	H	California	9	4
					40	A	Stanford	2	0	79	H	California	20	0
					40	A	Stanford	7	6	88	N	San Diego St.	4	5
					43	H	Washington	6	5	95	A	Arizona St.	9	3
					43	H	Washington	3	6	95	A	Arizona St.	4	5
					43	H	Washington	3	7	95	A	Arizona St.	17	4
LAST 10 GAMES														
20	H	Long Beach St.	2	1	43	H	Washington	3	6	119	H	UC Riverside	2	3
40	A	Stanford	7	6	43	H	Washington	3	7	127	H	UC Irvine	3	5
40	A	Stanford	3	5	88	N	San Diego St.	4	5	187	A	CSUN	5	6
40	A	Stanford	2	0	95	A	Arizona St.	17	4	187	H	CSUN	7	2
43	H	Washington	6	5	95	A	Arizona St.	4	5	215	H	San Jose St.	10	1
										215	H	San Jose St.	3	2

Non-Div. I Games:

UCLA

Average RPI Win:	94	WON-LOST RECORD	WINNING PCT. RANK	LAST 10 GAMES	STRENGTH OF SCHEDULE	OPP. STRENGTH OF SCHEDULE	TEAM RPI	ADJ RPI	CONF. RPI	ADJ CONF. RPI		
DIV. I ONLY		17-19-0	.47222	168	5-4-0	19	13	68	.54274	68	3	3
DIV. I NON-CONF.		8-10-0	.44444	190	1-1-0	23	57	111	.5182	111	4	4
<hr/>												
TOTALS	RPI 1-25	RPI 26-50		W-L RECORDS		RPI 51-100		RPI 101-150		RPI 150+		
17-19-0	2-7-0	1-2-0		OVERALL		7-6-0		5-4-0		2-0-0		
12-9-0	1-2-0	0-0-0		HOME		4-3-0		5-4-0		2-0-0		
5-10-0	1-5-0	1-2-0		AWAY		3-3-0		0-0-0		0-0-0		
0-0-0	0-0-0	0-0-0		NEUTRAL		0-0-0		0-0-0		0-0-0		
8-10-0	0-3-0	0-0-0		NON-CONFERENCE		3-4-0		3-3-0		2-0-0		
7-5-0	0-0-0	0-0-0		HOME		2-2-0		3-3-0		2-0-0		
1-5-0	0-3-0	0-0-		AWAY		1-2-0		0-0-0		0-0-0		
0-0-0	0-0-0	0-0-0		NEUTRAL		0-0-0		0-0-0		0-0-0		
9-9-0	2-4-0	1-2-0		CONFERENCE		4-2-0		2-1-0		0-0-0		
5-4-0	1-2-0	0-0-0		HOME		2-1-0		2-1-0		0-0-0		
4-5-0	1-2-0	1-2-0		AWAY		2-1-0		0-0-0		0-0-0		
0-0-0	0-0-0	0-0-0		NEUTRAL		0-0-0		0-0-0		0-0-0		
RPI	S	Opponent	Score	RPI	S	Opponent	Score	RPI	S	Opponent	Score	
3	A	North Carolina	3 6	39	A	North Carolina St.	3 5	52	A	FGCU	0 3	
3	A	North Carolina	6 2	39	A	North Carolina St.	7 5	52	H	FGCU	4 5	
3	A	North Carolina	2 7	39	A	North Carolina St.	2 5	53	H	Georgia Tech	10 8	
9	A	Florida	2 6					53	H	Georgia Tech	5 7	
9	A	Florida	0 2					53	H	Georgia Tech	17 7	
9	A	Florida	0 1					76	A	Fla. Atlantic	5 2	
12	H	Wake Forest	1 2					76	H	Fla. Atlantic	8 2	
12	H	Wake Forest	0 9					76	H	Fla. Atlantic	7 5	
12	H	Wake Forest	5 1					93	A	FIU	2 3	
								93	H	FIU	1 12	
								94	A	Pittsburgh	3 10	
								94	A	Pittsburgh	1 0	
								94	A	Pittsburgh	5 3	
LAST 10 GAMES												
76	H	Fla. Atlantic	8 2	146	H	Duke	2 5					
94	A	Pittsburgh	5 3	146	H	Duke	7 0					
94	A	Pittsburgh	1 0	146	H	Duke	9 7					
94	A	Pittsburgh	3 10	12	H	Wake Forest	0 9					
52	H	FGCU	4 5	12	H	Wake Forest	5 1					

Non-Div. I Games: St. Thomas (FL) 14 2

Miami (FL)

Average RPI Win: 143		WON-LOST RECORD		WINNING PCT. RANK		LAST 10 GAMES		STRENGTH OF SCHEDULE		OPP. STRENGTH OF SCHEDULE		TEAM RPI		ADJ RPI		CONF. RPI		ADJ CONF. RPI	
DIV. I ONLY		20-14-0		.58824 80		7-3-0		80		149		69		.5421 69		9		9	
DIV. I NON-CONF.		11-10-0		.52381 135		1-1-0		140		133		123		.51126 123		10		10	
TOTALS		RPI 1-25		RPI 26-50		W-L RECORDS		RPI 51-100		RPI 101-150		RPI 150+							
20-14-0		0-0-0		1-2-0		OVERALL		6-4-0		4-2-0		9-6-0							
10-5-0		0-0-0		0-1-0		HOME		5-1-0		3-2-0		2-1-0							
8-9-0		0-0-0		1-1-0		AWAY		1-3-0		1-0-0		5-5-0							
2-0-0		0-0-0		0-0-0		NEUTRAL		0-0-0		0-0-0		2-0-0							
11-10-0		0-0-0		1-1-0		NON-CONFERENCE		2-2-0		4-2-0		4-5-0							
5-4-0		0-0-0		0-1-0		HOME		2-1-0		3-2-0		0-0-0							
4-6-0		0-0-0		1-0-		AWAY		0-1-0		1-0-0		2-5-0							
2-0-0		0-0-0		0-0-0		NEUTRAL		0-0-0		0-0-0		2-0-0							
9-4-0		0-0-0		0-1-0		CONFERENCE		4-2-0		0-0-0		5-1-0							
5-1-0		0-0-0		0-0-0		HOME		3-0-0		0-0-0		2-1-0							
4-3-0		0-0-0		0-1-0		AWAY		1-2-0		0-0-0		3-0-0							
0-0-0		0-0-0		0-0-0		NEUTRAL		0-0-0		0-0-0		0-0-0							
RPI	S	Opponent		Score		RPI	S	Opponent		Score		RPI	S	Opponent		Score			
34	A	San Diego		3	6	53	A	Georgia Tech		3	5	107	H	UC Santa Barbara		14	8		
38	H	Oregon		6	9	55	H	UConn		7	8	107	H	UC Santa Barbara		7	6		
49	A	Utah		11	6	55	H	UConn		10	9	107	H	UC Santa Barbara		17	3		
						55	H	UConn		7	6	107	H	UC Santa Barbara		8	10		
						80	H	Saint Mary's (CA)		6	2	123	H	New Mexico St.		6	8		
						80	H	Saint Mary's (CA)		7	6	143	A	Kennesaw St.		13	4		
						80	H	Saint Mary's (CA)		14	1	163	H	Pepperdine		7	2		
						89	A	Loyola Marymount		0	2	163	H	Pepperdine		9	4		
						89	A	Loyola Marymount		5	9	163	H	Pepperdine		7	11		
						89	A	Loyola Marymount		5	3	190	A	CSU Bakersfield		10	2		
												190	A	CSU Bakersfield		5	7		
												190	A	CSU Bakersfield		4	5		
												213	A	Pacific		6	0		
												213	A	Pacific		5	2		
												213	A	Pacific		12	1		
												215	A	San Jose St.		2	4		
												215	A	San Jose St.		2	3		
												217	A	Georgia St.		2	3		
												247	N	Northern Colo.		10	9		
												247	N	Northern Colo.		6	0		
												254	A	Utah Valley		8	3		
LAST 10 GAMES																			
34	A	San Diego		3	6	213	A	Pacific		5	2								
163	H	Pepperdine		9	4	213	A	Pacific		12	1								
163	H	Pepperdine		7	2	213	A	Pacific		6	0								
163	H	Pepperdine		7	11	38	H	Oregon		6	9								
254	A	Utah Valley		8	3	80	H	Saint Mary's (CA)		14	1								

Non-Div. I Games:

BYU

M  
o  
r  
e  
h  
e  
a  
d  
s  
t  
.

Morehead St.

RPI	S	Opponent	Score	
264	H	Youngstown St.	23	9
295	H	Alabama A&M	13	6
295	H	Alabama A&M	12	2

Morehead St.

M  
o  
r  
e  
h  
e  
a  
d  
s  
t  
.

M  
o  
r  
e  
h  
e  
a  
d  
s  
t  
.

Average RPI Win: 155		WON-LOST	WINNING	LAST 10	STRENGTH OF		OPP. STRENGTH	TEAM	ADJ	CONF.	ADJ CONF.
Average RPI Loss: 79		RECORD	PCT. RANK	GAMES	SCHEDULE		OF SCHEDULE	RPI	RPI	RPI	RPI
DIV. I ONLY		23-16-0	.58974	79	10-0-0		79	78	71	.54077	71
DIV. I NON-CONF.		15-14-0	.51724	143	3-0-0		52	31	89	.52838	89
TOTALS		RPI 1-25	RPI 26-50		W-L RECORDS		RPI 51-100		RPI 101-150		RPI 150+
23-16-0		3-6-0	0-2-0		OVERALL		6-3-0		0-1-0		14-4-0
14-7-0		2-1-0	0-1-0		HOME		2-0-0		0-1-0		10-4-0
8-8-0		1-5-0	0-1-0		AWAY		3-2-0		0-0-0		4-0-0
1-1-0		0-0-0	0-0-0		NEUTRAL		1-1-0		0-0-0		0-0-0
15-14-0		3-6-0	0-2-0		NON-CONFERENCE		4-2-0		0-0-0		8-4-0
11-6-0		2-1-0	0-1-0		HOME		2-0-0		0-0-0		7-4-0
3-7-0		1-5-0	0-0-		AWAY		1-1-0		0-0-0		1-0-0
1-1-0		0-0-0	0-0-0		NEUTRAL		1-1-0		0-0-0		0-0-0
8-2-0		0-0-0	0-0-0		CONFERENCE		2-1-0		0-1-0		6-0-0
3-1-0		0-0-0	0-0-0		HOME		0-0-0		0-1-0		3-0-0
5-1-0		0-0-0	0-0-0		AWAY		2-1-0		0-0-0		3-0-0
0-0-0		0-0-0	0-0-0		NEUTRAL		0-0-0		0-0-0		0-0-0
RPI S	Opponent	Score	RPI S	Opponent	Score	RPI S	Opponent	Score	RPI S	Opponent	Score
8 A	West Virginia	1 8	29 A	Florida St.	9 10	52 A	FGCU	0 4	126 H	North Florida	5 7
8 A	West Virginia	8 2	29 H	Florida St.	5 6	52 A	FGCU	5 2	165 H	Lipscomb	6 5
8 A	West Virginia	3 5				52 A	FGCU	10 5	165 H	Lipscomb	2 1
9 H	Florida	3 2				66 A	Bethune-Cookman	4 5	165 H	Lipscomb	5 3
21 A	UCF	0 4				66 H	Bethune-Cookman	24 9	171 H	Valparaiso	3 6
21 A	UCF	1 10				70 N	Morehead St.	6 0	171 H	Valparaiso	2 5
21 H	UCF	3 10				70 N	Morehead St.	2 5	171 H	Valparaiso	6 3
21 H	UCF	7 1				75 A	Florida A&M	12 5	209 A	Jackson St.	7 1
24 A	South Fla.	6 12				75 H	Florida A&M	10 6	217 H	Georgia St.	2 5
									217 H	Georgia St.	7 2
									217 H	Georgia St.	9 8
									223 H	Harvard	5 3
									223 H	Harvard	1 4
									223 H	Harvard	12 1
									223 H	Harvard	2 1
									288 H	Savannah St.	9 7
									291 A	NJIT	13 11
									291 A	NJIT	5 3
									291 A	NJIT	4 3
			LAST 10 GAMES								
			75 H	Florida A&M	10 6	291 A	NJIT	4 3			
			165 H	Lipscomb	5 3	291 A	NJIT	5 3			
			165 H	Lipscomb	2 1	291 A	NJIT	13 11			
			165 H	Lipscomb	6 5	66 H	Bethune-Cookman	24 9			
			288 H	Savannah St.	9 7	52 A	FGCU	5 2			

Non-Div. I Games:

Jacksonville





Average RPI Win:		181	WON-LOST RECORD		WINNING PCT. RANK	LAST 10 GAMES		STRENGTH OF SCHEDULE		OPP. STRENGTH OF SCHEDULE	TEAM RPI	ADJ RPI	CONF. RPI	ADJ CONF. RPI							
Average RPI Loss:		120																			
DIV. I ONLY			30-9-0	.76923	13	8-2-0		252	101	73	.54036	73	15	15							
DIV. I NON-CONF.			14-7-0	.66667	50	3-0-0		262	86	137	.50592	137	19	19							
TOTALS		RPI 1-25		RPI 26-50		W-L RECORDS		RPI 51-100		RPI 101-150		RPI 150+									
30-9-0		1-0-0		0-1-0		OVERALL		3-3-0		4-2-0		22-3-0									
19-3-0		0-0-0		0-0-0		HOME		2-1-0		0-0-0		17-2-0									
11-6-0		1-0-0		0-1-0		AWAY		1-2-0		4-2-0		5-1-0									
0-0-0		0-0-0		0-0-0		NEUTRAL		0-0-0		0-0-0		0-0-0									
14-7-0		1-0-0		0-1-0		NON-CONFERENCE		3-3-0		0-0-0		10-3-0									
10-3-0		0-0-0		0-0-0		HOME		2-1-0		0-0-0		8-2-0									
4-4-0		1-0-0		0-0-		AWAY		1-2-0		0-0-0		2-1-0									
0-0-0		0-0-0		0-0-0		NEUTRAL		0-0-0		0-0-0		0-0-0									
16-2-0		0-0-0		0-0-0		CONFERENCE		0-0-0		4-2-0		12-0-0									
9-0-0		0-0-0		0-0-0		HOME		0-0-0		0-0-0		9-0-0									
7-2-0		0-0-0		0-0-0		AWAY		0-0-0		4-2-0		3-0-0									
0-0-0		0-0-0		0-0-0		NEUTRAL		0-0-0		0-0-0		0-0-0									
RPI	S	Opponent		Score		RPI	S	Opponent		Score		RPI	S	Opponent		Score					
22	A	Vanderbilt		5	2	46	A	Tennessee		0	6	66	A	Bethune-Cookman		4	5				
												66	A	Bethune-Cookman		5	0				
												66	A	Bethune-Cookman		1	3				
												86	H	Bradley		5	7				
												86	H	Bradley		13	7				
												86	H	Bradley		16	14				
												110	A	Jacksonville St.		3	8				
												110	A	Jacksonville St.		2	7				
												110	A	Jacksonville St.		22	6				
												117	A	Austin Peay		10	8				
												117	A	Austin Peay		14	3				
												117	A	Austin Peay		14	13				
												155	H	Central Ark.		6	10				
												155	H	Central Ark.		11	6				
												165	A	Lipscomb		9	11				
												165	H	Lipscomb		10	1				
												194	A	UT Martin		9	6				
												194	A	UT Martin		14	6				
												194	A	UT Martin		4	3				
												195	H	Toledo		10	0				
												195	H	Toledo		10	2				
												195	H	Toledo		7	5				
												195	H	Toledo		2	0				
												204	H	Murray St.		14	10				
												204	H	Murray St.		6	4				
												204	H	Murray St.		4	2				
												205	H	SIUE		3	2				
												205	H	SIUE		11	7				
												205	H	SIUE		13	8				
												206	A	UNC Asheville		20	9				
												244	H	Eastern Ill.		11	4				
												244	H	Eastern Ill.		13	9				
												244	H	Eastern Ill.		5	3				
				LAST 10 GAMES																	
				295	A	Alabama A&M		10	4	110	A	Jacksonville St.		3	8	205	H	SIUE		13	8
				204	H	Murray St.		14	10	110	A	Jacksonville St.		22	6	206	A	UNC Asheville		20	9
				204	H	Murray St.		6	4	110	A	Jacksonville St.		2	7	244	H	Eastern Ill.		11	4
				204	H	Murray St.		4	2	165	H	Lipscomb		10	1	244	H	Eastern Ill.		13	9
				22	A	Vanderbilt		5	2	244	H	Eastern Ill.		13	9	244	H	Eastern Ill.		5	3

Non-Div. I Games:

Tennessee Tech

RPI	S	Opponent	Score	
272	H	Illinois St.	4	3
272	H	Illinois St.	2	9
295	A	Alabama A&M	10	4
295	H	Alabama A&M	17	3

Tennessee Tech

T  
e  
n  
n  
e  
s  
s  
e  
e  
T  
e  
c  
h

T  
e  
n  
n  
e  
s  
s  
e  
e  
T  
e  
c  
h

Average RPI Win: 153		WON-LOST RECORD		WINNING PCT. RANK		LAST 10 GAMES		STRENGTH OF SCHEDULE		OPP. STRENGTH OF SCHEDULE		TEAM RPI		ADJ RPI		CONF. RPI		ADJ CONF. RPI	
DIV. I ONLY		21-12-0		.63636 50		5-5-0		215		114		74		.53945 74		20		20	
DIV. I NON-CONF.		14-9-0		.6087 81		2-2-0		142		79		48		.55793 48		15		15	
TOTALS		RPI 1-25		RPI 26-50		W-L RECORDS		RPI 51-100		RPI 101-150		RPI 150+							
21-12-0		0-2-0		0-0-0		OVERALL		5-1-0		5-2-0		11-7-0							
3-2-0		0-0-0		0-0-0		HOME		1-0-0		0-0-0		2-2-0							
17-9-0		0-2-0		0-0-0		AWAY		4-1-0		5-2-0		8-4-0							
1-1-0		0-0-0		0-0-0		NEUTRAL		0-0-0		0-0-0		1-1-0							
14-9-0		0-2-0		0-0-0		NON-CONFERENCE		5-1-0		2-2-0		7-4-0							
1-1-0		0-0-0		0-0-0		HOME		1-0-0		0-0-0		0-1-0							
12-7-0		0-2-0		0-0-		AWAY		4-1-0		2-2-0		6-2-0							
1-1-0		0-0-0		0-0-0		NEUTRAL		0-0-0		0-0-0		1-1-0							
7-3-0		0-0-0		0-0-0		CONFERENCE		0-0-0		3-0-0		4-3-0							
2-1-0		0-0-0		0-0-0		HOME		0-0-0		0-0-0		2-1-0							
5-2-0		0-0-0		0-0-0		AWAY		0-0-0		3-0-0		2-2-0							
0-0-0		0-0-0		0-0-0		NEUTRAL		0-0-0		0-0-0		0-0-0							
RPI	S	Opponent		Score		RPI	S	Opponent		Score		RPI	S	Opponent		Score			
12	A	Wake Forest		0	5							101	A	Western Caro.		2	1		
12	A	Wake Forest		2	7							101	A	Western Caro.		16	10		
												101	A	Western Caro.		2	10		
												113	A	Purdue		2	3		
												130	A	Ball St.		6	5		
												130	A	Ball St.		9	4		
												130	A	Ball St.		6	3		
												151	N	Radford		9	1		
												152	A	Ohio St.		8	9		
												164	A	Col. of Charleston		5	0		
												164	A	Col. of Charleston		7	10		
												164	A	Col. of Charleston		13	5		
												174	A	Belmont		5	4		
												174	A	Belmont		15	0		
												174	A	Belmont		3	0		
												186	H	Buffalo		9	1		
												186	H	Buffalo		2	9		
												186	H	Buffalo		14	0		
												225	N	Quinnipiac		2	4		
												256	A	Northern Ill.		7	8		
												256	A	Northern Ill.		7	4		
												256	A	Northern Ill.		4	1		
												262	A	Bowling Green		3	9		
												264	A	Youngstown St.		6	3		
												264	H	Youngstown St.		6	11		
												186	H	Buffalo		14	0		
												186	H	Buffalo		2	9		
LAST 10 GAMES																			
												94	A	Pittsburgh		12	8		
												264	A	Youngstown St.		6	3		
												256	A	Northern Ill.		7	8		
												256	A	Northern Ill.		4	1		
												256	A	Northern Ill.		7	4		

Non-Div. I Games:

Kent St.

Average RPI Win: 152		WON-LOST RECORD		WINNING PCT. RANK		LAST 10 GAMES		STRENGTH OF SCHEDULE		OPP. STRENGTH OF SCHEDULE		TEAM RPI		ADJ RPI		CONF. RPI		ADJ CONF. RPI					
DIV. I ONLY		19-17-0		.52778 126		4-6-0		20		185		75		.5393 75		27		27					
DIV. I NON-CONF.		10-11-0		.47619 167		0-2-0		1		186		45		.5606 45		27		27					
TOTALS		RPI 1-25		RPI 26-50		W-L RECORDS		RPI 51-100		RPI 101-150		RPI 150+											
19-17-0		1-2-0		2-3-0		OVERALL		4-4-0		2-2-0		10-6-0											
15-7-0		0-0-0		2-0-0		HOME		2-2-0		2-1-0		9-4-0											
4-10-0		1-2-0		0-3-0		AWAY		2-2-0		0-1-0		1-2-0											
0-0-0		0-0-0		0-0-0		NEUTRAL		0-0-0		0-0-0		0-0-0											
10-11-0		1-2-0		2-3-0		NON-CONFERENCE		0-2-0		2-2-0		5-2-0											
9-4-0		0-0-0		2-0-0		HOME		0-1-0		2-1-0		5-2-0											
1-7-0		1-2-0		0-0-		AWAY		0-1-0		0-1-0		0-0-0											
0-0-0		0-0-0		0-0-0		NEUTRAL		0-0-0		0-0-0		0-0-0											
9-6-0		0-0-0		0-0-0		CONFERENCE		4-2-0		0-0-0		5-4-0											
6-3-0		0-0-0		0-0-0		HOME		2-1-0		0-0-0		4-2-0											
3-3-0		0-0-0		0-0-0		AWAY		2-1-0		0-0-0		1-2-0											
0-0-0		0-0-0		0-0-0		NEUTRAL		0-0-0		0-0-0		0-0-0											
RPI	S	Opponent		Score		RPI	S	Opponent		Score		RPI	S	Opponent		Score							
24	A	South Fla.		1	11	28	A	Auburn		8	12	66	A	Bethune-Cookman		11	6	126	A	North Florida		5	6
24	A	South Fla.		1	7	31	A	Mercer		2	9	66	A	Bethune-Cookman		1	5	136	H	ETSU		13	12
24	A	South Fla.		3	2	31	A	Mercer		5	11	66	A	Bethune-Cookman		4	3	136	H	ETSU		7	3
						31	H	Mercer		10	7	66	H	Bethune-Cookman		3	1	136	H	ETSU		8	10
						31	H	Mercer		9	6	66	H	Bethune-Cookman		10	9	162	H	Wofford		8	7
												66	H	Bethune-Cookman		1	8	162	H	Wofford		17	4
												71	A	Jacksonville		6	10	162	H	Wofford		2	3
												71	H	Jacksonville		5	12	192	H	Alabama St.		5	6
																		202	H	George Washington		6	5
																		202	H	George Washington		3	2
																		202	H	George Washington		2	1
																		203	H	N.C. A&T		10	0
																		203	H	N.C. A&T		1	7
																		203	H	N.C. A&T		3	4
																		265	A	N.C. Central		0	8
																		265	A	N.C. Central		17	5
																		265	A	N.C. Central		6	13
																		288	H	Savannah St.		4	3
																		288	H	Savannah St.		7	5
																		288	H	Savannah St.		15	6
						LAST 10 GAMES																	
						71	A	Jacksonville		6	10	203	H	N.C. A&T		10	0						
						66	H	Bethune-Cookman		1	8	203	H	N.C. A&T		1	7						
						66	H	Bethune-Cookman		10	9	203	H	N.C. A&T		3	4						
						66	H	Bethune-Cookman		3	1	265	A	N.C. Central		17	5						
						126	A	North Florida		5	6	265	A	N.C. Central		0	8						

Non-Div. I Games:

Florida A&amp;M

Average RPI Win:	128	WON-LOST RECORD	WINNING PCT. RANK	LAST 10 GAMES	STRENGTH OF SCHEDULE	OPP. STRENGTH OF SCHEDULE	TEAM RPI	ADJ RPI	CONF. RPI	ADJ CONF. RPI						
DIV. I ONLY		24-11-1	.68056	39	7-3-0	174	15	76	.53881	76	6	6				
DIV. I NON-CONF.		13-7-1	.64286	64	2-1-0	192	16	106	.52077	106	8	8				
<hr/>																
TOTALS	RPI 1-25	RPI 26-50		W-L RECORDS		RPI 51-100		RPI 101-150		RPI 150+						
24-11-1	1-0-0	3-2-1		OVERALL		4-5-0		8-2-0		8-2-0						
18-6-1	0-0-0	1-1-1		HOME		3-2-0		8-2-0		6-1-0						
6-5-0	1-0-0	2-1-0		AWAY		1-3-0		0-0-0		2-1-0						
0-0-0	0-0-0	0-0-0		NEUTRAL		0-0-0		0-0-0		0-0-0						
13-7-1	1-0-0	1-1-1		NON-CONFERENCE		2-4-0		3-1-0		6-1-0						
11-4-1	0-0-0	1-1-1		HOME		1-1-0		3-1-0		6-1-0						
2-3-0	1-0-0	0-0-		AWAY		1-3-0		0-0-0		0-0-0						
0-0-0	0-0-0	0-0-0		NEUTRAL		0-0-0		0-0-0		0-0-0						
11-4-0	0-0-0	2-1-0		CONFERENCE		2-1-0		5-1-0		2-1-0						
7-2-0	0-0-0	0-0-0		HOME		2-1-0		5-1-0		0-0-0						
4-2-0	0-0-0	2-1-0		AWAY		0-0-0		0-0-0		2-1-0						
0-0-0	0-0-0	0-0-0		NEUTRAL		0-0-0		0-0-0		0-0-0						
<hr/>																
RPI	S	Opponent	Score		RPI	S	Opponent	Score		RPI	S	Opponent	Score			
21	A	UCF	8	3	41	H	Indiana	4	8	52	A	FGCU	5	7		
					41	H	Indiana	6	2	66	A	Bethune-Cookman	12	6		
					41	H	Indiana	6	6	66	H	Bethune-Cookman	9	6		
					44	A	Charlotte	13	10	68	A	Miami (FL)	5	7		
					44	A	Charlotte	7	4	68	A	Miami (FL)	2	8		
					44	A	Charlotte	5	11	68	H	Miami (FL)	2	5		
										85	H	Rice	8	2		
										85	H	Rice	4	5		
										85	H	Rice	3	2		
												102	H	Middle Tenn.	7	6
												102	H	Middle Tenn.	7	6
												102	H	Middle Tenn.	10	1
												111	H	Rutgers	14	2
												114	H	Marshall	7	3
												114	H	Marshall	12	6
												114	H	Marshall	0	7
												148	H	Illinois	16	2
												148	H	Illinois	11	10
												148	H	Illinois	4	14
												195	H	Toledo	11	8
												195	H	Toledo	10	3
												195	H	Toledo	4	6
												199	H	Maine	11	3
												208	A	UAB	2	6
												208	A	UAB	6	3
												208	A	UAB	9	5
												222	H	Monmouth	12	10
												222	H	Monmouth	6	1
												222	H	Monmouth	16	5
<hr/>																
LAST 10 GAMES																
68	A	Miami (FL)	2	8	44	A	Charlotte	5	11							
114	H	Marshall	0	7	44	A	Charlotte	7	4							
114	H	Marshall	12	6	44	A	Charlotte	13	10							
114	H	Marshall	7	3	66	H	Bethune-Cookman	9	6							
21	A	UCF	8	3	85	H	Rice	8	2							

**Non-Div. I Games:**

Fla. Atlantic



Average RPI Win: 161		WON-LOST RECORD		WINNING PCT. RANK		LAST 10 GAMES		STRENGTH OF SCHEDULE		OPP. STRENGTH OF SCHEDULE		TEAM RPI		ADJ RPI		CONF. RPI		ADJ CONF. RPI	
DIV. I ONLY		21-16-0		.56757 97		7-3-0		103		139		78		.53712 78		18		18	
DIV. I NON-CONF.		13-11-0		.54167 125		4-0-0		108		119		83		.53363 83		21		21	
TOTALS		RPI 1-25		RPI 26-50		W-L RECORDS		RPI 51-100		RPI 101-150		RPI 150+							
21-16-0		0-2-0		1-1-0		OVERALL		3-1-0		3-4-0		14-8-0							
9-4-0		0-0-0		0-0-0		HOME		0-0-0		2-1-0		7-3-0							
11-10-0		0-2-0		1-1-0		AWAY		3-1-0		1-2-0		6-4-0							
1-2-0		0-0-0		0-0-0		NEUTRAL		0-0-0		0-1-0		1-1-0							
13-11-0		0-2-0		1-1-0		NON-CONFERENCE		0-1-0		3-4-0		9-3-0							
6-1-0		0-0-0		0-0-0		HOME		0-0-0		2-1-0		4-0-0							
6-8-0		0-2-0		1-0-		AWAY		0-1-0		1-2-0		4-2-0							
1-2-0		0-0-0		0-0-0		NEUTRAL		0-0-0		0-1-0		1-1-0							
8-5-0		0-0-0		0-0-0		CONFERENCE		3-0-0		0-0-0		5-5-0							
3-3-0		0-0-0		0-0-0		HOME		0-0-0		0-0-0		3-3-0							
5-2-0		0-0-0		0-0-0		AWAY		3-0-0		0-0-0		2-2-0							
0-0-0		0-0-0		0-0-0		NEUTRAL		0-0-0		0-0-0		0-0-0							
RPI S	Opponent		Score		RPI S	Opponent		Score		RPI S	Opponent		Score		RPI S	Opponent		Score	
3 A	North Carolina		0	11	27 A	South Carolina		6	8	54 A	Coastal Caro.		3	8	112 N	San Francisco		6	11
6 A	Clemson		5	6	44 A	Charlotte		3	2	64 A	Liberty		11	4	143 A	Kennesaw St.		1	13
										64 A	Liberty		13	2	143 A	Kennesaw St.		3	8
										64 A	Liberty		5	3	143 A	Kennesaw St.		4	3
															150 H	Canisius		5	9
															150 H	Canisius		2	1
															150 H	Canisius		3	1
															160 H	Presbyterian		1	3
															160 H	Presbyterian		5	9
															160 H	Presbyterian		0	5
															162 A	Wofford		10	6
															168 H	High Point		12	5
															168 H	High Point		4	0
															168 H	High Point		7	3
															181 A	Creighton		4	0
															181 A	Creighton		2	1
															181 A	Creighton		1	7
															199 H	Maine		12	5
															199 H	Maine		12	5
															199 H	Maine		3	2
															203 A	N.C. A&T		11	4
															206 A	UNC Asheville		1	0
															206 A	UNC Asheville		3	4
															206 A	UNC Asheville		8	0
															228 A	Charleston So.		2	4
															229 N	Albany (NY)		9	7
															229 N	Albany (NY)		2	3
LAST 10 GAMES																			
203 A	N.C. A&T		11	4	160 H	Presbyterian		1	3	206 A	UNC Asheville		3	4					
64 A	Liberty		13	2	160 H	Presbyterian		5	9	206 A	UNC Asheville		8	0					
64 A	Liberty		11	4	160 H	Presbyterian		0	5	228 A	Charleston So.		2	4					
64 A	Liberty		5	3	44 A	Charlotte		3	2	229 N	Albany (NY)		9	7					
242 H	The Citadel		6	4	181 A	Creighton		2	1	229 N	Albany (NY)		2	3					

Non-Div. I Games:

Winthrop



RPI	S	Opponent	Score	
242	A	The Citadel	8	34
242	H	The Citadel	6	4

Winthrop

W  
i  
n  
t  
h  
r  
o  
p

W  
i  
n  
t  
h  
r  
o  
p

Average RPI Win:	107	WON-LOST RECORD	WINNING PCT. RANK	LAST 10 GAMES	STRENGTH OF SCHEDULE	OPP. STRENGTH OF SCHEDULE	TEAM RPI	ADJ RPI	CONF. RPI	ADJ CONF. RPI	
DIV. I ONLY		16-18-0	.47059 171	5-5-0	29	30	79	.53668 79	4	4	
DIV. I NON-CONF.		8-9-0	.47059 174	0-1-0	7	64	55	.55413 55	2	2	
<hr/>											
TOTALS	RPI 1-25	RPI 26-50		W-L RECORDS		RPI 51-100		RPI 101-150		RPI 150+	
16-18-0	0-5-0	3-6-0		OVERALL		5-6-0		5-1-0		3-0-0	
12-6-0	0-1-0	2-2-0		HOME		5-2-0		5-1-0		0-0-0	
4-12-0	0-4-0	1-4-0		AWAY		0-4-0		0-0-0		3-0-0	
0-0-0	0-0-0	0-0-0		NEUTRAL		0-0-0		0-0-0		0-0-0	
8-9-0	0-5-0	1-0-0		NON-CONFERENCE		2-3-0		2-1-0		3-0-0	
5-4-0	0-1-0	1-0-0		HOME		2-2-0		2-1-0		0-0-0	
3-5-0	0-4-0	0-0-		AWAY		0-1-0		0-0-0		3-0-0	
0-0-0	0-0-0	0-0-0		NEUTRAL		0-0-0		0-0-0		0-0-0	
8-9-0	0-0-0	2-6-0		CONFERENCE		3-3-0		3-0-0		0-0-0	
7-2-0	0-0-0	1-2-0		HOME		3-0-0		3-0-0		0-0-0	
1-7-0	0-0-0	1-4-0		AWAY		0-3-0		0-0-0		0-0-0	
0-0-0	0-0-0	0-0-0		NEUTRAL		0-0-0		0-0-0		0-0-0	
RPI S	Opponent	Score	RPI S	Opponent	Score	RPI S	Opponent	Score	RPI S	Opponent	Score
4 A	Texas Tech	2 4	38 H	Oregon	4 1	61 H	Gonzaga	2 5	132 H	Washington St.	7 2
4 A	Texas Tech	2 3	38 H	Oregon	1 7	61 H	Gonzaga	3 8	132 H	Washington St.	12 2
4 A	Texas Tech	1 5	38 H	Oregon	2 13	61 H	Gonzaga	8 7	132 H	Washington St.	9 5
4 A	Texas Tech	2 11	40 A	Stanford	4 8	61 H	Gonzaga	9 5	142 H	Cal Poly	8 1
20 H	Long Beach St.	1 3	40 A	Stanford	4 6	67 A	UCLA	5 9	142 H	Cal Poly	4 6
			48 H	Minnesota	7 1	67 A	UCLA	4 9	142 H	Cal Poly	4 3
			49 A	Utah	3 9	67 A	UCLA	0 20	163 A	Pepperdine	3 1
			49 A	Utah	8 16	80 A	Saint Mary's (CA)	7 24	163 A	Pepperdine	12 7
			49 A	Utah	8 7	95 H	Arizona St.	9 6	163 A	Pepperdine	3 2
						95 H	Arizona St.	6 4			
						95 H	Arizona St.	10 2			
LAST 10 GAMES											
40 A	Stanford	4 6	95 H	Arizona St.	10 2						
49 A	Utah	8 7	95 H	Arizona St.	6 4						
49 A	Utah	8 16	95 H	Arizona St.	9 6						
49 A	Utah	3 9	40 A	Stanford	4 8						
80 A	Saint Mary's (CA)	7 24	132 H	Washington St.	9 5						

Non-Div. I Games:

California

Average RPI Win:		165	WON-LOST		WINNING		LAST 10		STRENGTH OF		OPP. STRENGTH		TEAM		ADJ		CONF.		ADJ CONF.				
Average RPI Loss:		72	RECORD		PCT. RANK		GAMES		SCHEDULE		OF SCHEDULE		RPI		RPI		RPI		RPI				
DIV. I ONLY			23-13-0		.63889		49		6-4-0		162		49		80		.53662		80				
DIV. I NON-CONF.			17-7-0		.70833		34		3-0-0		168		15		54		.55424		54				
TOTALS			RPI 1-25		RPI 26-50		W-L RECORDS		RPI 51-100		RPI 101-150		RPI 150+										
23-13-0			1-3-0		2-2-0		OVERALL		2-5-0		5-2-0		13-1-0										
12-6-0			0-1-0		2-2-0		HOME		2-2-0		2-1-0		6-0-0										
9-7-0			1-2-0		0-0-0		AWAY		0-3-0		3-1-0		5-1-0										
2-0-0			0-0-0		0-0-0		NEUTRAL		0-0-0		0-0-0		2-0-0										
17-7-0			1-3-0		2-2-0		NON-CONFERENCE		1-0-0		3-1-0		10-1-0										
8-4-0			0-1-0		2-2-0		HOME		1-0-0		2-1-0		3-0-0										
7-3-0			1-2-0		0-0-		AWAY		0-0-0		1-0-0		5-1-0										
2-0-0			0-0-0		0-0-0		NEUTRAL		0-0-0		0-0-0		2-0-0										
6-6-0			0-0-0		0-0-0		CONFERENCE		1-5-0		2-1-0		3-0-0										
4-2-0			0-0-0		0-0-0		HOME		1-2-0		0-0-0		3-0-0										
2-4-0			0-0-0		0-0-0		AWAY		0-3-0		2-1-0		0-0-0										
0-0-0			0-0-0		0-0-0		NEUTRAL		0-0-0		0-0-0		0-0-0										
RPI	S	Opponent		Score		RPI	S	Opponent		Score		RPI	S	Opponent		Score		RPI	S	Opponent		Score	
1	H	Oregon St.		3	4	43	H	Washington		6	5	69	A	BYU		6	7	107	A	UC Santa Barbara		4	1
22	A	Vanderbilt		1	9	43	H	Washington		6	5	69	A	BYU		2	6	112	A	San Francisco		1	8
22	A	Vanderbilt		8	9	43	H	Washington		5	11	69	A	BYU		1	14	112	A	San Francisco		2	1
22	A	Vanderbilt		5	1	43	H	Washington		1	11	79	H	California		24	7	112	A	San Francisco		5	3
												89	H	Loyola Marymount		3	12	118	H	Grand Canyon		12	11
												89	H	Loyola Marymount		1	0	118	H	Grand Canyon		8	6
												89	H	Loyola Marymount		0	7	118	H	Grand Canyon		4	6
																		187	A	CSUN		10	0
																		187	A	CSUN		2	1
																		187	A	CSUN		4	3
																		187	A	CSUN		4	5
																		193	A	UC Davis		5	2
																		193	N	UC Davis		6	4
																		215	H	San Jose St.		11	6
																		224	A	Nevada		6	1
																		224	H	Nevada		4	0
																		227	H	UNLV		7	3
																		275	H	Portland		7	5
																		275	H	Portland		6	5
																		275	H	Portland		11	5
																		283	N	Omaha		9	3
						LAST 10 GAMES																	
						215	H	San Jose St.		11	6	112	A	San Francisco		1	8						
						89	H	Loyola Marymount		0	7	112	A	San Francisco		2	1						
						89	H	Loyola Marymount		1	0	112	A	San Francisco		5	3						
						89	H	Loyola Marymount		3	12	224	A	Nevada		6	1						
						79	H	California		24	7	69	A	BYU		1	14						

Non-Div. I Games:

Saint Mary's (CA)

Average RPI Win:		165	WON-LOST RECORD		WINNING PCT. RANK		LAST 10 GAMES		STRENGTH OF SCHEDULE		OPP. STRENGTH OF SCHEDULE		TEAM RPI		ADJ RPI		CONF. RPI		ADJ CONF. RPI				
DIV. I ONLY			20-18-0		.52632 130		2-8-0		37		57		81		.53602 81		5		5				
DIV. I NON-CONF.			20-9-0		.68966 44		2-1-0		57		60		39		.5678 39		5		5				
TOTALS		RPI 1-25		RPI 26-50		W-L RECORDS		RPI 51-100		RPI 101-150		RPI 150+											
20-18-0		0-8-0		3-7-0		OVERALL		1-3-0		5-0-0		11-0-0											
14-11-0		0-4-0		3-4-0		HOME		1-3-0		3-0-0		7-0-0											
6-7-0		0-4-0		0-3-0		AWAY		0-0-0		2-0-0		4-0-0											
0-0-0		0-0-0		0-0-0		NEUTRAL		0-0-0		0-0-0		0-0-0											
20-9-0		0-2-0		3-7-0		NON-CONFERENCE		1-0-0		5-0-0		11-0-0											
14-5-0		0-1-0		3-4-0		HOME		1-0-0		3-0-0		7-0-0											
6-4-0		0-1-0		0-0-		AWAY		0-0-0		2-0-0		4-0-0											
0-0-0		0-0-0		0-0-0		NEUTRAL		0-0-0		0-0-0		0-0-0											
0-9-0		0-6-0		0-0-0		CONFERENCE		0-3-0		0-0-0		0-0-0											
0-6-0		0-3-0		0-0-0		HOME		0-3-0		0-0-0		0-0-0											
0-3-0		0-3-0		0-0-0		AWAY		0-0-0		0-0-0		0-0-0											
0-0-0		0-0-0		0-0-0		NEUTRAL		0-0-0		0-0-0		0-0-0											
RPI	S	Opponent		Score		RPI	S	Opponent		Score		RPI	S	Opponent		Score							
3	A	North Carolina		2	3	30	H	St. John's (NY)		7	4	55	H	UConn		2	3	101	H	Western Caro.		5	4
3	H	North Carolina		2	6	31	H	Mercer		7	10	55	H	UConn		1	5	138	H	Appalachian St.		4	0
19	A	Houston		3	17	31	H	Mercer		5	7	55	H	UConn		2	3	146	A	Duke		9	4
19	A	Houston		1	8	31	H	Mercer		2	8	64	H	Liberty		8	6	149	A	Elon		11	7
19	A	Houston		6	9	42	A	Ole Miss		6	8							149	H	Elon		7	2
21	H	UCF		7	8	42	A	Ole Miss		4	5							164	A	Col. of Charleston		15	12
21	H	UCF		4	9	42	A	Ole Miss		2	3							164	A	Col. of Charleston		12	7
21	H	UCF		0	7	44	H	Charlotte		3	0							179	A	UNCW		9	5
						44	H	Charlotte		10	7							179	H	UNCW		10	2
						44	H	Charlotte		0	2							236	H	Towson		9	4
																		236	H	Towson		8	5
																		236	H	Towson		12	7
																		240	A	Campbell		10	0
																		269	H	La Salle		8	4
																		269	H	La Salle		7	3
																		269	H	La Salle		12	1
LAST 10 GAMES																							
179	A	UNCW		9	5	19	A	Houston		6	9												
21	H	UCF		0	7	19	A	Houston		1	8												
21	H	UCF		4	9	19	A	Houston		3	17												
21	H	UCF		7	8	3	A	North Carolina		2	3												
179	H	UNCW		10	2	55	H	UConn		1	5												

Non-Div. I Games:

East Carolina



RPI	S	Opponent	Score	
239	H	Sacred Heart	6	9
248	N	Saint Joseph's	13	9
261	H	Iona	9	5

Yale

Y  
a  
l  
e

Y  
a  
l  
e

Iowa

Average RPI Win: 166		WON-LOST RECORD		WINNING PCT. RANK		LAST 10 GAMES		STRENGTH OF SCHEDULE		OPP. STRENGTH OF SCHEDULE		TEAM RPI		ADJ RPI		CONF. RPI		ADJ CONF. RPI	
DIV. I ONLY		20-13-0		.60606 67		6-4-0		141		171		83		.53493 83		7 7			
DIV. I NON-CONF.		15-8-0		.65217 57		3-1-0		157		174		72		.53994 72		6 6			
TOTALS		RPI 1-25		RPI 26-50		W-L RECORDS		RPI 51-100		RPI 101-150		RPI 150+							
20-13-0		1-2-0		0-1-0		OVERALL		5-2-0		4-3-0		10-5-0							
9-1-0		0-0-0		0-0-0		HOME		1-0-0		2-1-0		6-0-0							
5-9-0		1-2-0		0-1-0		AWAY		2-2-0		1-2-0		1-2-0							
6-3-0		0-0-0		0-0-0		NEUTRAL		2-0-0		1-0-0		3-3-0							
15-8-0		1-2-0		0-0-0		NON-CONFERENCE		3-1-0		2-2-0		9-3-0							
7-0-0		0-0-0		0-0-0		HOME		1-0-0		0-0-0		6-0-0							
2-5-0		1-2-0		0-0-		AWAY		0-1-0		1-2-0		0-0-0							
6-3-0		0-0-0		0-0-0		NEUTRAL		2-0-0		1-0-0		3-3-0							
5-5-0		0-0-0		0-1-0		CONFERENCE		2-1-0		2-1-0		1-2-0							
2-1-0		0-0-0		0-0-0		HOME		0-0-0		2-1-0		0-0-0							
3-4-0		0-0-0		0-1-0		AWAY		2-1-0		0-0-0		1-2-0							
0-0-0		0-0-0		0-0-0		NEUTRAL		0-0-0		0-0-0		0-0-0							
RPI S	Opponent	Score		RPI S	Opponent	Score		RPI S	Opponent	Score		RPI S	Opponent	Score					
24 A	South Fla.	4	9	48 A	Minnesota	3	6	51 A	Nebraska	7	6	105 A	Kansas St.	0	3				
24 A	South Fla.	0	6					51 A	Nebraska	6	8	105 A	Kansas St.	12	11				
24 A	South Fla.	4	2					51 A	Nebraska	5	3	105 A	Kansas St.	4	5				
								70 N	Morehead St.	14	7	113 H	Purdue	7	2				
								86 A	Bradley	4	6	113 H	Purdue	5	1				
								86 H	Bradley	12	1	113 H	Purdue	0	2				
								98 N	Oral Roberts	7	5	121 N	Hawaii	7	6				
												192 N	Alabama St.	9	2				
												192 N	Alabama St.	3	4				
												227 H	UNLV	6	5				
												227 H	UNLV	7	6				
												227 H	UNLV	3	0				
												250 H	South Dakota St.	4	3				
												256 H	Northern Ill.	12	8				
												257 A	Northwestern	5	7				
												257 A	Northwestern	5	6				
												257 A	Northwestern	14	2				
												263 N	Bucknell	1	7				
												268 N	Villanova	1	10				
												271 H	Western Ill.	4	1				
												286 N	Lehigh	15	7				
												286 N	Lehigh	8	3				
LAST 10 GAMES																			
86 A	Bradley	4	6	257 A	Northwestern	5	6												
51 A	Nebraska	6	8	257 A	Northwestern	5	7												
51 A	Nebraska	5	3	257 A	Northwestern	14	2												
51 A	Nebraska	7	6	250 H	South Dakota St.	4	3												
271 H	Western Ill.	4	1	227 H	UNLV	7	6												

Non-Div. I Games: Loras 8 1 Grand View 6 5

Iowa

Average RPI Win:		148	WON-LOST RECORD		WINNING PCT. RANK		LAST 10 GAMES		STRENGTH OF SCHEDULE		OPP. STRENGTH OF SCHEDULE		TEAM RPI		ADJ RPI		CONF. RPI		ADJ CONF. RPI					
DIV. I ONLY			26-11-0		.7027		27		7-3-0		196		37		84		.53363		84		12		12	
DIV. I NON-CONF.			13-9-0		.59091		88		2-1-0		205		5		144		.50134		144		16		16	
TOTALS		RPI 1-25		RPI 26-50		W-L RECORDS		RPI 51-100		RPI 101-150		RPI 150+												
26-11-0		2-1-0		0-2-0		OVERALL		5-3-0		5-2-0		14-3-0												
18-8-0		0-1-0		0-1-0		HOME		4-3-0		4-0-0		10-3-0												
7-3-0		1-0-0		0-1-0		AWAY		1-0-0		1-2-0		4-0-0												
1-0-0		1-0-0		0-0-0		NEUTRAL		0-0-0		0-0-0		0-0-0												
13-9-0		2-1-0		0-2-0		NON-CONFERENCE		5-3-0		1-0-0		5-3-0												
9-8-0		0-1-0		0-1-0		HOME		4-3-0		1-0-0		4-3-0												
3-1-0		1-0-0		0-0-		AWAY		1-0-0		0-0-0		1-0-0												
1-0-0		1-0-0		0-0-0		NEUTRAL		0-0-0		0-0-0		0-0-0												
13-2-0		0-0-0		0-0-0		CONFERENCE		0-0-0		4-2-0		9-0-0												
9-0-0		0-0-0		0-0-0		HOME		0-0-0		3-0-0		6-0-0												
4-2-0		0-0-0		0-0-0		AWAY		0-0-0		1-2-0		3-0-0												
0-0-0		0-0-0		0-0-0		NEUTRAL		0-0-0		0-0-0		0-0-0												
RPI	S	Opponent		Score		RPI	S	Opponent		Score		RPI	S	Opponent		Score		RPI	S	Opponent		Score		
15	A	Baylor		7	4	37	A	Texas		1	8	59	H	Louisiana		1	6	122	H	Lamar University		3	1	
15	H	Baylor		5	6	37	H	Texas		2	7	59	H	Louisiana		8	3	122	H	Lamar University		6	4	
19	N	Houston		5	4							59	H	Louisiana		0	2	122	H	Lamar University		9	4	
												85	A	Rice		6	2	124	H	UT Arlington		14	2	
												85	H	Rice		3	5	137	A	SFA		1	5	
												86	H	Bradley		8	2	137	A	SFA		2	12	
												86	H	Bradley		14	7	137	A	SFA		3	2	
												86	H	Bradley		7	1	153	H	Nicholls St.		8	3	
																		153	H	Nicholls St.		6	5	
																		153	H	Nicholls St.		11	2	
																		163	H	Pepperdine		2	1	
																		167	A	Texas St.		7	4	
																		186	H	Buffalo		3	5	
																		186	H	Buffalo		20	5	
																		186	H	Buffalo		4	10	
																		207	H	A&M-Corpus Christi		6	3	
																		207	H	A&M-Corpus Christi		19	1	
																		207	H	A&M-Corpus Christi		12	3	
																		224	H	Nevada		1	0	
																		224	H	Nevada		8	2	
																		224	H	Nevada		4	5	
								LAST 10 GAMES										249	A	Abilene Christian		14	3	
								19 N Houston		5	4			153 H Nicholls St.		11	2	249	A	Abilene Christian		13	3	
								137 A SFA		2	12			153 H Nicholls St.		6	5	249	A	Abilene Christian		19	12	
								137 A SFA		1	5			153 H Nicholls St.		8	3							
								137 A SFA		3	2			37 A Texas		1	8							
								15 A Baylor		7	4			249 A Abilene Christian		19	12							

Non-Div. I Games:

Sam Houston St.



Rice

Average RPI Win: 56		WON-LOST RECORD		WINNING PCT. RANK		LAST 10 GAMES		STRENGTH OF SCHEDULE		OPP. STRENGTH OF SCHEDULE		TEAM RPI		ADJ RPI		CONF. RPI		ADJ CONF. RPI					
Average RPI Loss: 68																							
DIV. I ONLY		13-25-0		.34211 256		5-5-0		1		65		85		.53312 85		6		6					
DIV. I NON-CONF.		9-14-0		.3913 214		2-0-0		4		41		74		.53864 74		8		8					
TOTALS		RPI 1-25		RPI 26-50		W-L RECORDS		RPI 51-100		RPI 101-150		RPI 150+											
13-25-0		2-1-0		6-12-0		OVERALL		4-8-0		0-1-0		1-3-0											
8-14-0		1-0-0		4-6-0		HOME		2-6-0		0-0-0		1-2-0											
5-11-0		1-1-0		2-6-0		AWAY		2-2-0		0-1-0		0-1-0											
0-0-0		0-0-0		0-0-0		NEUTRAL		0-0-0		0-0-0		0-0-0											
9-14-0		2-1-0		4-5-0		NON-CONFERENCE		2-4-0		0-1-0		1-3-0											
5-8-0		1-0-0		2-2-0		HOME		1-4-0		0-0-0		1-2-0											
4-6-0		1-1-0		2-0-		AWAY		1-0-0		0-1-0		0-1-0											
0-0-0		0-0-0		0-0-0		NEUTRAL		0-0-0		0-0-0		0-0-0											
4-11-0		0-0-0		2-7-0		CONFERENCE		2-4-0		0-0-0		0-0-0											
3-6-0		0-0-0		2-4-0		HOME		1-2-0		0-0-0		0-0-0											
1-5-0		0-0-0		0-3-0		AWAY		1-2-0		0-0-0		0-0-0											
0-0-0		0-0-0		0-0-0		NEUTRAL		0-0-0		0-0-0		0-0-0											
RPI	S	Opponent		Score		RPI	S	Opponent		Score		RPI	S	Opponent		Score		RPI	S	Opponent		Score	
10	A	TCU		5	13	32	H	Southern Miss.		6	17	57	H	Southeastern La.		15	5	122	A	Lamar University		4	10
19	A	Houston		9	0	32	H	Southern Miss.		11	4	57	H	Southeastern La.		4	12	163	H	Pepperdine		7	6
19	H	Houston		4	3	32	H	Southern Miss.		4	15	57	H	Southeastern La.		4	8	163	H	Pepperdine		5	7
						35	H	Louisiana Tech		4	6	65	H	DBU		4	8	163	H	Pepperdine		2	5
						35	H	Louisiana Tech		3	2	76	A	Fla. Atlantic		5	4	167	A	Texas St.		4	13
						35	H	Louisiana Tech		0	6	76	A	Fla. Atlantic		2	3						
						36	A	Texas A&M		5	8	76	A	Fla. Atlantic		2	8						
						37	A	Texas		7	1	84	A	Sam Houston St.		5	3						
						37	A	Texas		1	6	84	H	Sam Houston St.		2	6						
						37	A	Texas		3	2	93	H	FIU		5	7						
						37	A	Texas		4	5	93	H	FIU		3	4						
						40	H	Stanford		0	2	93	H	FIU		8	4						
						40	H	Stanford		12	2												
						40	H	Stanford		4	0												
						40	H	Stanford		6	16												
						50	A	Old Dominion		2	3												
						50	A	Old Dominion		5	6												
						50	A	Old Dominion		0	2												
LAST 10 GAMES																							
						32	H	Southern Miss.		6	17	35	H	Louisiana Tech		3	2						
						32	H	Southern Miss.		11	4	35	H	Louisiana Tech		4	6						
						32	H	Southern Miss.		4	15	19	A	Houston		9	0						
						19	H	Houston		4	3	76	A	Fla. Atlantic		2	8						
						35	H	Louisiana Tech		0	6	76	A	Fla. Atlantic		5	4						

Non-Div. I Games:

Rice

Average RPI Win: 150		WON-LOST RECORD		WINNING PCT. RANK		LAST 10 GAMES		STRENGTH OF SCHEDULE		OPP. STRENGTH OF SCHEDULE		TEAM RPI		ADJ RPI		CONF. RPI		ADJ CONF. RPI									
DIV. I ONLY		12-18-0		.4 219		6-4-0		23		162		86		.53255 86		14		14									
DIV. I NON-CONF.		10-14-0		.41667 199		4-2-0		20		233		70		.54091 70		12		12									
TOTALS		RPI 1-25		RPI 26-50		W-L RECORDS		RPI 51-100		RPI 101-150		RPI 150+															
12-18-0		0-4-0		1-2-0		OVERALL		2-6-0		4-3-0		5-3-0															
5-3-0		0-0-0		0-0-0		HOME		1-0-0		2-1-0		2-2-0															
7-15-0		0-4-0		1-2-0		AWAY		1-6-0		2-2-0		3-1-0															
0-0-0		0-0-0		0-0-0		NEUTRAL		0-0-0		0-0-0		0-0-0															
10-14-0		0-1-0		1-2-0		NON-CONFERENCE		2-6-0		2-2-0		5-3-0															
3-2-0		0-0-0		0-0-0		HOME		1-0-0		0-0-0		2-2-0															
7-12-0		0-1-0		1-0-		AWAY		1-6-0		2-2-0		3-1-0															
0-0-0		0-0-0		0-0-0		NEUTRAL		0-0-0		0-0-0		0-0-0															
2-4-0		0-3-0		0-0-0		CONFERENCE		0-0-0		2-1-0		0-0-0															
2-1-0		0-0-0		0-0-0		HOME		0-0-0		2-1-0		0-0-0															
0-3-0		0-3-0		0-0-0		AWAY		0-0-0		0-0-0		0-0-0															
0-0-0		0-0-0		0-0-0		NEUTRAL		0-0-0		0-0-0		0-0-0															
RPI	S	Opponent		Score		RPI	S	Opponent		Score		RPI	S	Opponent		Score											
18	A	Missouri St.		3	5	31	A	Mercer		10	11	73	A	Tennessee Tech		7	5	126	A	North Florida		2	4				
18	A	Missouri St.		2	9	31	A	Mercer		8	6	73	A	Tennessee Tech		14	16	126	A	North Florida		5	9				
18	A	Missouri St.		3	13	31	A	Mercer		5	6	73	A	Tennessee Tech		7	13	126	A	North Florida		4	2				
21	A	UCF		9	12							83	A	Iowa		1	12	135	H	Wichita St.		6	5				
												83	H	Iowa		6	4	135	H	Wichita St.		5	8				
												84	A	Sam Houston St.		7	14	135	H	Wichita St.		11	10				
												84	A	Sam Houston St.		2	8	148	A	Illinois		2	0				
												84	A	Sam Houston St.		1	7	205	A	SIUE		10	7				
																		207	A	A&M-Corpus Christi		7	6				
																		207	A	A&M-Corpus Christi		7	10				
																		207	A	A&M-Corpus Christi		9	5				
																		226	H	Milwaukee		11	5				
																		226	H	Milwaukee		3	2				
																		226	H	Milwaukee		4	13				
																		257	H	Northwestern		2	6				
						LAST 10 GAMES																					
						83 H Iowa						6	4	205 A SIUE						10	7						
						135 H Wichita St.						5	8	226 H Milwaukee						4	13						
						135 H Wichita St.						11	10	226 H Milwaukee						11	5						
						135 H Wichita St.						6	5	226 H Milwaukee						3	2						
						257 H Northwestern						2	6	18 A Missouri St.						2	9						
Non-Div. I Games:		Robert Morris-Peoria		4	3	Cornell College		5	4	Eureka		9	7	Robert Morris-S'fiel		15	0	Bradley									





RPI	S	Opponent	Score
227	H	UNLV	3 5

San Diego St.

S  
a  
n  
D  
i  
e  
g  
o  
s  
t  
.

S  
a  
n  
D  
i  
e  
g  
o  
s  
t  
.

[illegible]

**Non-Div. I Games:**

Loyola Marymount

Average RPI Win: 184		WON-LOST	WINNING	LAST 10	STRENGTH OF		OPP. STRENGTH	TEAM	ADJ	CONF.	ADJ CONF.
Average RPI Loss: 191		RECORD	PCT. RANK	GAMES	SCHEDULE		OF SCHEDULE	RPI	RPI	RPI	RPI
DIV. I ONLY		17-12-0	.58621	83	7-3-0		159	261	90	.5283	90
DIV. I NON-CONF.		11-6-0	.64706	62	2-0-0		82	292	42	.56605	42
TOTALS		RPI 1-25	RPI 26-50		W-L RECORDS		RPI 51-100		RPI 101-150		RPI 150+
17-12-0	0-0-0	1-0-0		OVERALL		2-1-0		1-1-0		13-10-0	
2-3-0	0-0-0	1-0-0		HOME		1-1-0		0-0-0		0-2-0	
13-9-0	0-0-0	0-0-0		AWAY		0-0-0		1-1-0		12-8-0	
2-0-0	0-0-0	0-0-0		NEUTRAL		1-0-0		0-0-0		1-0-0	
11-6-0	0-0-0	1-0-0		NON-CONFERENCE		1-0-0		0-0-0		9-6-0	
1-0-0	0-0-0	1-0-0		HOME		0-0-0		0-0-0		0-0-0	
8-6-0	0-0-0	0-0-		AWAY		0-0-0		0-0-0		8-6-0	
2-0-0	0-0-0	0-0-0		NEUTRAL		1-0-0		0-0-0		1-0-0	
6-6-0	0-0-0	0-0-0		CONFERENCE		1-1-0		1-1-0		4-4-0	
1-3-0	0-0-0	0-0-0		HOME		1-1-0		0-0-0		0-2-0	
5-3-0	0-0-0	0-0-0		AWAY		0-0-0		1-1-0		4-2-0	
0-0-0	0-0-0	0-0-0		NEUTRAL		0-0-0		0-0-0		0-0-0	
RPI S	Opponent	Score	RPI S	Opponent	Score	RPI S	Opponent	Score	RPI S	Opponent	Score
			45 H	Binghamton	6 4	72 N	Michigan St.	2 1	106 A	Dartmouth	2 0
						82 H	Yale	2 7	106 A	Dartmouth	0 5
						82 H	Yale	6 4	170 A	Columbia	7 8
									170 A	Columbia	8 7
									170 A	Columbia	12 6
									170 A	Columbia	9 5
									188 A	Penn St.	2 8
									196 H	Brown	4 7
									196 H	Brown	1 8
									200 A	George Mason	7 3
									200 A	George Mason	4 11
									200 A	George Mason	9 3
									210 A	Navy	7 8
									210 A	Navy	5 2
									210 A	Navy	8 5
									211 A	Georgetown	1 3
									223 A	Harvard	5 7
									223 A	Harvard	9 5
									236 A	Towson	27 14
									240 N	Campbell	3 2
									252 A	Richmond	7 8
									263 A	Bucknell	11 4
									263 A	Bucknell	5 2
									263 A	Bucknell	7 3
									263 A	Bucknell	0 1
LAST 10 GAMES			170 A	Columbia	9 5	106 A	Dartmouth	2 0	263 A	Bucknell	5 2
			170 A	Columbia	7 8	106 A	Dartmouth	0 5	263 A	Bucknell	7 3
			170 A	Columbia	8 7	223 A	Harvard	5 7	263 A	Bucknell	0 1
			170 A	Columbia	12 6	223 A	Harvard	9 5			
			45 H	Binghamton	6 4	236 A	Towson	27 14			

Non-Div. I Games:

Cornell

Average RPI Win: 126		WON-LOST	WINNING	LAST 10	STRENGTH OF		OPP. STRENGTH	TEAM	ADJ		CONF.	ADJ CONF.
Average RPI Loss: 72		RECORD	PCT. RANK	GAMES	SCHEDULE		OF SCHEDULE	RPI	RPI		RPI	RPI
DIV. I ONLY		17-19-0	.47222	168	6-4-0		30	61	91		.52825	91
DIV. I NON-CONF.		11-13-0	.45833	180	2-1-0		94	113	160		.49153	160
TOTALS		RPI 1-25	RPI 26-50		W-L RECORDS		RPI 51-100		RPI 101-150		RPI 150+	
17-19-0		3-5-0	2-5-0		OVERALL		4-5-0		3-2-0		5-2-0	
12-9-0		0-0-0	2-2-0		HOME		3-4-0		3-1-0		4-2-0	
5-8-0		3-4-0	0-3-0		AWAY		1-0-0		0-1-0		1-0-0	
0-2-0		0-1-0	0-0-0		NEUTRAL		0-1-0		0-0-0		0-0-0	
11-13-0		1-1-0	0-4-0		NON-CONFERENCE		2-4-0		3-2-0		5-2-0	
8-7-0		0-0-0	0-1-0		HOME		1-3-0		3-1-0		4-2-0	
3-4-0		1-0-0	0-0-		AWAY		1-0-0		0-1-0		1-0-0	
0-2-0		0-1-0	0-0-0		NEUTRAL		0-1-0		0-0-0		0-0-0	
6-6-0		2-4-0	2-1-0		CONFERENCE		2-1-0		0-0-0		0-0-0	
4-2-0		0-0-0	2-1-0		HOME		2-1-0		0-0-0		0-0-0	
2-4-0		2-4-0	0-0-0		AWAY		0-0-0		0-0-0		0-0-0	
0-0-0		0-0-0	0-0-0		NEUTRAL		0-0-0		0-0-0		0-0-0	
RPI S	Opponent	Score	RPI S	Opponent	Score	RPI S	Opponent	Score	RPI S	Opponent	Score	
8 A	West Virginia	1 10	37 H	Texas	5 4	62 H	Oklahoma St.	6 5	135 A	Wichita St.	0 8	
8 A	West Virginia	7 2	37 H	Texas	3 5	62 H	Oklahoma St.	4 2	135 H	Wichita St.	8 6	
8 A	West Virginia	0 8	37 H	Texas	2 1	62 H	Oklahoma St.	6 11	147 H	Houston Baptist	2 1	
10 A	TCU	1 5	40 A	Stanford	0 6	64 N	Liberty	1 6	147 H	Houston Baptist	2 4	
10 A	TCU	1 3	40 A	Stanford	0 5	97 H	Samford	1 6	147 H	Houston Baptist	4 2	
10 A	TCU	4 3	40 A	Stanford	2 4	97 H	Samford	6 4	181 H	Creighton	3 7	
11 N	Virginia	6 9	48 H	Minnesota	2 5	97 H	Samford	6 8	235 H	Northwestern St.	11 7	
18 A	Missouri St.	4 2				98 A	Oral Roberts	7 2	235 H	Northwestern St.	8 2	
						98 H	Oral Roberts	1 12	235 H	Northwestern St.	6 7	
									242 A	The Citadel	7 5	
									283 H	Omaha	11 1	
									283 H	Omaha	6 5	
LAST 10 GAMES												
135 A	Wichita St.	0 8	8 A	West Virginia	7 2							
62 H	Oklahoma St.	4 2	8 A	West Virginia	0 8							
62 H	Oklahoma St.	6 5	8 A	West Virginia	1 10							
62 H	Oklahoma St.	6 11	18 A	Missouri St.	4 2							
135 H	Wichita St.	8 6	37 H	Texas	5 4							

Non-Div. I Games:

Kansas



[illegible]

**Non-Div. I Games:**

Seton Hall

FIU

Average RPI Win: 133		WON-LOST RECORD		WINNING PCT. RANK		LAST 10 GAMES		STRENGTH OF SCHEDULE		OPP. STRENGTH OF SCHEDULE		TEAM RPI		ADJ RPI		CONF. RPI		ADJ CONF. RPI	
DIV. I ONLY		23-15-0		.60526 69		6-4-0		111		67		93		.52733 93		6		6	
DIV. I NON-CONF.		15-8-0		.65217 57		3-1-0		132		108		92		.52696 92		8		8	
TOTALS		RPI 1-25		RPI 26-50		W-L RECORDS		RPI 51-100		RPI 101-150		RPI 150+							
23-15-0		1-1-0		2-4-0		OVERALL		8-4-0		3-3-0		9-3-0							
15-11-0		0-0-0		1-2-0		HOME		4-3-0		3-3-0		7-3-0							
8-4-0		1-1-0		1-2-0		AWAY		4-1-0		0-0-0		2-0-0							
0-0-0		0-0-0		0-0-0		NEUTRAL		0-0-0		0-0-0		0-0-0							
15-8-0		1-1-0		0-0-0		NON-CONFERENCE		6-3-0		1-2-0		7-2-0							
10-7-0		0-0-0		0-0-0		HOME		4-3-0		1-2-0		5-2-0							
5-1-0		1-1-0		0-0-		AWAY		2-0-0		0-0-0		2-0-0							
0-0-0		0-0-0		0-0-0		NEUTRAL		0-0-0		0-0-0		0-0-0							
8-7-0		0-0-0		2-4-0		CONFERENCE		2-1-0		2-1-0		2-1-0							
5-4-0		0-0-0		1-2-0		HOME		0-0-0		2-1-0		2-1-0							
3-3-0		0-0-0		1-2-0		AWAY		2-1-0		0-0-0		0-0-0							
0-0-0		0-0-0		0-0-0		NEUTRAL		0-0-0		0-0-0		0-0-0							
RPI	S	Opponent		Score		RPI	S	Opponent		Score		RPI	S	Opponent		Score			
16	A	Mississippi St.		7	9	32	A	Southern Miss.		1	5	52	A	FGCU		12	5		
16	A	Mississippi St.		8	3	32	A	Southern Miss.		4	15	52	H	FGCU		7	0		
						32	A	Southern Miss.		10	4	66	H	Bethune-Cookman		3	1		
						44	H	Charlotte		5	4	68	A	Miami (FL)		12	1		
						44	H	Charlotte		0	4	68	H	Miami (FL)		3	2		
						44	H	Charlotte		7	8	74	H	Kent St.		2	3		
												74	H	Kent St.		7	6		
												74	H	Kent St.		5	13		
												74	H	Kent St.		2	3		
												85	A	Rice		4	8		
												85	A	Rice		4	3		
												85	A	Rice		7	5		
												221	A	Stetson		10	6		
												221	A	Stetson		9	0		
												228	H	Charleston So.		15	8		
												228	H	Charleston So.		8	0		
												228	H	Charleston So.		5	6		
												258	H	Manhattan		2	3		
												258	H	Manhattan		5	1		
												258	H	Manhattan		5	3		
												258	H	Manhattan		7	3		
LAST 10 GAMES																			
						52	H	FGCU		7	0	66	H	Bethune-Cookman		3	1		
						52	A	FGCU		12	5	32	A	Southern Miss.		10	4		
						115	H	UTSA		4	3	32	A	Southern Miss.		1	5		
						115	H	UTSA		5	10	32	A	Southern Miss.		4	15		
						115	H	UTSA		7	6	16	A	Mississippi St.		7	9		

Non-Div. I Games:

FIU

Average RPI Win: 165		WON-LOST	WINNING	LAST 10	STRENGTH OF		OPP. STRENGTH	TEAM	ADJ	CONF.	ADJ CONF.
Average RPI Loss: 71		RECORD	PCT. RANK	GAMES	SCHEDULE		OF SCHEDULE	RPI	RPI	RPI	RPI
DIV. I ONLY		16-18-0	.47059	171	4-6-0		51	91	94	.52703	94
DIV. I NON-CONF.		9-7-0	.5625	108	2-1-0		114	242	101	.52352	101
TOTALS		RPI 1-25	RPI 26-50		W-L RECORDS		RPI 51-100		RPI 101-150		RPI 150+
16-18-0		0-7-0	0-0-0		OVERALL		2-7-0		5-2-0		9-2-0
6-6-0		0-1-0	0-0-0		HOME		2-5-0		3-0-0		1-0-0
4-10-0		0-6-0	0-0-0		AWAY		0-1-0		2-1-0		2-2-0
6-2-0		0-0-0	0-0-0		NEUTRAL		0-1-0		0-1-0		6-0-0
9-7-0		0-1-0	0-0-0		NON-CONFERENCE		0-3-0		0-1-0		9-2-0
1-2-0		0-1-0	0-0-0		HOME		0-1-0		0-0-0		1-0-0
2-3-0		0-0-0	0-0-		AWAY		0-1-0		0-0-0		2-2-0
6-2-0		0-0-0	0-0-0		NEUTRAL		0-1-0		0-1-0		6-0-0
7-11-0		0-6-0	0-0-0		CONFERENCE		2-4-0		5-1-0		0-0-0
5-4-0		0-0-0	0-0-0		HOME		2-4-0		3-0-0		0-0-0
2-7-0		0-6-0	0-0-0		AWAY		0-0-0		2-1-0		0-0-0
0-0-0		0-0-0	0-0-0		NEUTRAL		0-0-0		0-0-0		0-0-0
RPI S	Opponent	Score	RPI S	Opponent	Score	RPI S	Opponent	Score	RPI S	Opponent	Score
5	A Louisville	0 3				58	N Wright St.	1 3	103	H Virginia Tech	9 5
5	A Louisville	2 8				68	H Miami (FL)	3 5	103	H Virginia Tech	3 2
5	A Louisville	1 3				68	H Miami (FL)	0 1	103	H Virginia Tech	8 2
8	H West Virginia	4 8				68	H Miami (FL)	10 3	105	N Kansas St.	4 5
11	A Virginia	1 12				74	A Kent St.	6 7	146	A Duke	6 2
11	A Virginia	2 5				74	H Kent St.	8 12	146	A Duke	0 14
11	A Virginia	3 4				99	H Notre Dame	2 1	146	A Duke	9 8
						99	H Notre Dame	3 4	152	N Ohio St.	7 2
						99	H Notre Dame	5 10	162	A Wofford	3 4
									183	N Delaware	5 3
									183	N Delaware	3 2
									188	A Penn St.	9 1
									188	H Penn St.	3 2
									237	N Siena	11 5
									237	N Siena	6 4
									237	N Siena	8 2
									266	A USC Upstate	3 1
									266	A USC Upstate	5 9
			LAST 10 GAMES								
			74	H Kent St.	8 12	11	A Virginia	3 4			
			188	A Penn St.	9 1	11	A Virginia	2 5			
			68	H Miami (FL)	3 5	11	A Virginia	1 12			
			68	H Miami (FL)	0 1	188	H Penn St.	3 2			
			68	H Miami (FL)	10 3	146	A Duke	6 2			

Non-Div. I Games:

Pittsburgh

Average RPI Win: 128		WON-LOST	WINNING	LAST 10	STRENGTH OF		OPP. STRENGTH	TEAM	ADJ	CONF.	ADJ CONF.
Average RPI Loss: 56		RECORD	PCT. RANK	GAMES	SCHEDULE		OF SCHEDULE	RPI	RPI	RPI	RPI
DIV. I ONLY		16-19-0	.45714	185	4-6-0		21	28	95	.52563	95
DIV. I NON-CONF.		11-8-0	.57895	96	1-1-0		17	81	62	.54697	62
TOTALS		RPI 1-25	RPI 26-50		W-L RECORDS		RPI 51-100		RPI 101-150		RPI 150+
16-19-0		4-6-0	0-2-0		OVERALL		3-10-0		4-0-0		5-1-0
14-10-0		3-3-0	0-2-0		HOME		2-5-0		4-0-0		5-0-0
2-9-0		1-3-0	0-0-0		AWAY		1-5-0		0-0-0		0-1-0
0-0-0		0-0-0	0-0-0		NEUTRAL		0-0-0		0-0-0		0-0-0
11-8-0		4-2-0	0-2-0		NON-CONFERENCE		1-3-0		1-0-0		5-1-0
10-5-0		3-0-0	0-2-0		HOME		1-3-0		1-0-0		5-0-0
1-3-0		1-2-0	0-0-		AWAY		0-0-0		0-0-0		0-1-0
0-0-0		0-0-0	0-0-0		NEUTRAL		0-0-0		0-0-0		0-0-0
5-11-0		0-4-0	0-0-0		CONFERENCE		2-7-0		3-0-0		0-0-0
4-5-0		0-3-0	0-0-0		HOME		1-2-0		3-0-0		0-0-0
1-6-0		0-1-0	0-0-0		AWAY		1-5-0		0-0-0		0-0-0
0-0-0		0-0-0	0-0-0		NEUTRAL		0-0-0		0-0-0		0-0-0
RPI S	Opponent	Score	RPI S	Opponent	Score	RPI S	Opponent	Score	RPI S	Opponent	Score
1 H	Oregon St.	0 4	26 H	Cal St. Fullerton	4 13	62 H	Oklahoma St.	4 18	123 H	New Mexico St.	12 5
1 H	Oregon St.	1 10	26 H	Cal St. Fullerton	4 10	67 H	UCLA	4 17	132 H	Washington St.	5 4
1 H	Oregon St.	0 2				67 H	UCLA	5 4	132 H	Washington St.	10 7
2 A	Arizona	2 11				67 H	UCLA	3 9	132 H	Washington St.	6 5
10 A	TCU	2 5				77 A	Southern California	7 0	227 A	UNLV	12 13
10 A	TCU	13 9				77 A	Southern California	4 5	227 H	UNLV	5 3
10 A	TCU	4 8				77 A	Southern California	4 7	227 H	UNLV	5 4
20 H	Long Beach St.	8 5				79 A	California	6 9	257 H	Northwestern	4 3
20 H	Long Beach St.	7 6				79 A	California	4 6	257 H	Northwestern	3 1
20 H	Long Beach St.	9 4				79 A	California	2 10	257 H	Northwestern	6 2
						89 H	Loyola Marymount	5 8			
						89 H	Loyola Marymount	2 3			
						89 H	Loyola Marymount	2 1			
LAST 10 GAMES											
227 A	UNLV	12 13	79 A	California	2 10						
132 H	Washington St.	5 4	79 A	California	4 6						
132 H	Washington St.	10 7	79 A	California	6 9						
132 H	Washington St.	6 5	2 A	Arizona	2 11						
227 H	UNLV	5 3	67 H	UCLA	4 17						

Non-Div. I Games:

Arizona St.

Average RPI Win:	121	WON-LOST RECORD	WINNING PCT. RANK	LAST 10 GAMES		STRENGTH OF SCHEDULE	OPP. STRENGTH OF SCHEDULE	TEAM RPI	ADJ RPI	CONF. RPI	ADJ CONF. RPI	
DIV. I ONLY		19-18-0	.51351	135	6-4-0	91	72	96	.52461	96	5	5
DIV. I NON-CONF.		15-13-0	.53571	128	3-1-0	155	85	113	.51807	113	5	5
TOTALS	RPI 1-25	RPI 26-50		W-L RECORDS		RPI 51-100		RPI 101-150		RPI 150+		
19-18-0	4-2-0	2-3-0		OVERALL		2-2-0		3-4-0		8-7-0		
11-7-0	2-0-0	1-0-0		HOME		2-2-0		3-4-0		3-1-0		
8-11-0	2-2-0	1-3-0		AWAY		0-0-0		0-0-0		5-6-0		
0-0-0	0-0-0	0-0-0		NEUTRAL		0-0-0		0-0-0		0-0-0		
15-13-0	2-1-0	2-3-0		NON-CONFERENCE		1-0-0		2-2-0		8-7-0		
9-3-0	2-0-0	1-0-0		HOME		1-0-0		2-2-0		3-1-0		
6-10-0	0-1-0	1-0-		AWAY		0-0-0		0-0-0		5-6-0		
0-0-0	0-0-0	0-0-0		NEUTRAL		0-0-0		0-0-0		0-0-0		
4-5-0	2-1-0	0-0-0		CONFERENCE		1-2-0		1-2-0		0-0-0		
2-4-0	0-0-0	0-0-0		HOME		1-2-0		1-2-0		0-0-0		
2-1-0	2-1-0	0-0-0		AWAY		0-0-0		0-0-0		0-0-0		
0-0-0	0-0-0	0-0-0		NEUTRAL		0-0-0		0-0-0		0-0-0		
RPI S Opponent	Score	RPI S Opponent	Score	RPI S Opponent	Score	RPI S Opponent	Score					
5 H Louisville	6 3	41 A Indiana	2 3	58 H Wright St.	4 2	104 H Memphis	5 7					
7 A Kentucky	7 13	41 H Indiana	6 1	87 H Tulane	11 1	104 H Memphis	4 3					
7 H Kentucky	2 1	46 A Tennessee	1 2	87 H Tulane	8 16	104 H Memphis	5 7					
24 A South Fla.	2 4	46 A Tennessee	2 1	87 H Tulane	2 6	133 H Northeastern	4 2					
24 A South Fla.	9 3	46 A Tennessee	2 6			133 H Northeastern	3 6					
24 A South Fla.	3 2					133 H Northeastern	10 8					
						134 H Xavier	1 9					
						152 A Ohio St.	7 1					
						164 A Col. of Charleston	3 5					
						164 A Col. of Charleston	5 4					
						164 A Col. of Charleston	3 4					
						173 A Arkansas St.	4 5					
						173 A Arkansas St.	11 4					
						173 A Arkansas St.	1 5					
						201 A Miami (OH)	8 6					
						201 H Miami (OH)	1 0					
						235 A Northwestern St.	2 6					
						235 A Northwestern St.	3 2					
						235 A Northwestern St.	2 3					
						255 H Northern Ky.	13 7					
						255 H Northern Ky.	9 1					
						255 H Northern Ky.	2 3					
		LAST 10 GAMES										
		58 H Wright St.	4 2	152 A Ohio St.	7 1							
		134 H Xavier	1 9	87 H Tulane	11 1							
		24 A South Fla.	2 4	87 H Tulane	2 6							
		24 A South Fla.	3 2	87 H Tulane	8 16							
		24 A South Fla.	9 3	201 A Miami (OH)	8 6							

**Non-Div. I Games:**

Cincinnati





Average RPI Win: 138		WON-LOST	WINNING	LAST 10	STRENGTH OF		OPP. STRENGTH	TEAM	ADJ	CONF.	ADJ CONF.
Average RPI Loss: 65		RECORD	PCT. RANK	GAMES	SCHEDULE		OF SCHEDULE	RPI	RPI	RPI	RPI
DIV. I ONLY		17-20-0	.45946	177	7-3-0		56	48	99	.52203	99
DIV. I NON-CONF.		10-9-0	.52632	132	4-0-0		153	229	150	.50043	150
TOTALS		RPI 1-25	RPI 26-50		W-L RECORDS		RPI 51-100		RPI 101-150		RPI 150+
17-20-0		0-7-0	2-6-0		OVERALL		7-2-0		1-4-0		7-1-0
10-4-0		0-0-0	2-4-0		HOME		4-0-0		0-0-0		4-0-0
3-10-0		0-7-0	0-1-0		AWAY		2-2-0		0-0-0		1-0-0
4-6-0		0-0-0	0-1-0		NEUTRAL		1-0-0		1-4-0		2-1-0
10-9-0		0-1-0	0-2-0		NON-CONFERENCE		2-1-0		1-4-0		7-1-0
5-0-0		0-0-0	0-0-0		HOME		1-0-0		0-0-0		4-0-0
1-3-0		0-1-0	0-0-		AWAY		0-1-0		0-0-0		1-0-0
4-6-0		0-0-0	0-1-0		NEUTRAL		1-0-0		1-4-0		2-1-0
7-11-0		0-6-0	2-4-0		CONFERENCE		5-1-0		0-0-0		0-0-0
5-4-0		0-0-0	2-4-0		HOME		3-0-0		0-0-0		0-0-0
2-7-0		0-6-0	0-0-0		AWAY		2-1-0		0-0-0		0-0-0
0-0-0		0-0-0	0-0-0		NEUTRAL		0-0-0		0-0-0		0-0-0
RPI S	Opponent	Score	RPI S	Opponent	Score	RPI S	Opponent	Score	RPI S	Opponent	Score
6 A	Clemson	1 4	29 H	Florida St.	3 8	53 H	Georgia Tech	9 6	116 N	Central Mich.	8 3
6 A	Clemson	5 6	29 H	Florida St.	1 5	53 H	Georgia Tech	4 3	127 N	UC Irvine	4 18
6 A	Clemson	0 4	29 H	Florida St.	2 8	53 H	Georgia Tech	4 3	140 N	UMass Lowell	0 8
12 A	Wake Forest	1 5	33 N	Maryland	3 4	63 N	Rhode Island	8 4	145 N	Saint Louis	6 8
12 A	Wake Forest	3 4	34 A	San Diego	2 6	72 H	Michigan St.	2 1	145 N	Saint Louis	3 8
12 A	Wake Forest	7 13	39 H	North Carolina St.	2 9	88 A	San Diego St.	6 7	191 A	Davidson	2 0
23 A	Michigan	3 4	39 H	North Carolina St.	2 1	94 A	Pittsburgh	4 3	195 H	Toledo	8 3
			39 H	North Carolina St.	4 1	94 A	Pittsburgh	10 5	222 N	Monmouth	4 0
						94 A	Pittsburgh	1 2	256 H	Northern Ill.	12 1
									260 N	Incarnate Word	12 10
									272 H	Illinois St.	7 6
									282 H	Chicago St.	7 4
									293 N	Lafayette	2 10
LAST 10 GAMES											
272 H	Illinois St.	7 6	195 H	Toledo	8 3						
116 N	Central Mich.	8 3	72 H	Michigan St.	2 1						
12 A	Wake Forest	1 5	53 H	Georgia Tech	9 6						
12 A	Wake Forest	7 13	53 H	Georgia Tech	4 3						
12 A	Wake Forest	3 4	53 H	Georgia Tech	4 3						

Non-Div. I Games:

Notre Dame



Average RPI Win: 131		WON-LOST	WINNING	LAST 10	STRENGTH OF		OPP. STRENGTH	TEAM	ADJ	CONF.	ADJ CONF.
Average RPI Loss: 75		RECORD	PCT. RANK	GAMES	SCHEDULE		OF SCHEDULE	RPI	RPI	RPI	RPI
DIV. I ONLY		15-23-0	.39474	220	3-7-0		8	98	100	.522	100
DIV. I NON-CONF.		11-12-0	.47826	162	1-2-0		45	227	146	.50091	146
TOTALS		RPI 1-25	RPI 26-50		W-L RECORDS		RPI 51-100		RPI 101-150		RPI 150+
15-23-0		0-8-0	3-5-0		OVERALL		2-2-0		4-3-0		6-5-0
10-13-0		0-1-0	1-3-0		HOME		2-2-0		1-2-0		6-5-0
5-10-0		0-7-0	2-2-0		AWAY		0-0-0		3-1-0		0-0-0
0-0-0		0-0-0	0-0-0		NEUTRAL		0-0-0		0-0-0		0-0-0
11-12-0		0-2-0	0-2-0		NON-CONFERENCE		1-0-0		4-3-0		6-5-0
8-9-0		0-1-0	0-1-0		HOME		1-0-0		1-2-0		6-5-0
3-3-0		0-1-0	0-0-		AWAY		0-0-0		3-1-0		0-0-0
0-0-0		0-0-0	0-0-0		NEUTRAL		0-0-0		0-0-0		0-0-0
4-11-0		0-6-0	3-3-0		CONFERENCE		1-2-0		0-0-0		0-0-0
2-4-0		0-0-0	1-2-0		HOME		1-2-0		0-0-0		0-0-0
2-7-0		0-6-0	2-1-0		AWAY		0-0-0		0-0-0		0-0-0
0-0-0		0-0-0	0-0-0		NEUTRAL		0-0-0		0-0-0		0-0-0
RPI S	Opponent	Score	RPI S	Opponent	Score	RPI S	Opponent	Score	RPI S	Opponent	Score
6 A	Clemson	7 9	28 H	Auburn	4 1	53 H	Georgia Tech	5 1	109 A	Ga. Southern	4 3
6 H	Clemson	0 4	28 H	Auburn	1 4	56 H	Missouri	1 6	109 A	Ga. Southern	7 0
13 A	Arkansas	4 14	28 H	Auburn	1 2	56 H	Missouri	3 0	109 A	Ga. Southern	1 2
13 A	Arkansas	4 5	31 A	Mercer	5 6	56 H	Missouri	5 8	134 H	Xavier	7 8
13 A	Arkansas	3 11	31 H	Mercer	3 4				134 H	Xavier	11 6
14 A	LSU	6 7	46 A	Tennessee	3 1				143 A	Kennesaw St.	9 6
14 A	LSU	9 22	46 A	Tennessee	7 5				143 H	Kennesaw St.	4 5
14 A	LSU	1 5	46 A	Tennessee	5 6				160 H	Presbyterian	8 7
									164 H	Col. of Charleston	9 8
									164 H	Col. of Charleston	3 9
									164 H	Col. of Charleston	6 15
									208 H	UAB	2 0
									208 H	UAB	1 2
									208 H	UAB	1 0
									219 H	Rider	4 11
									219 H	Rider	3 8
									219 H	Rider	9 3
									288 H	Savannah St.	12 3
LAST 10 GAMES											
6 A	Clemson	7 9	56 H	Missouri	1 6						
13 A	Arkansas	3 11	56 H	Missouri	5 8						
13 A	Arkansas	4 5	56 H	Missouri	3 0						
13 A	Arkansas	4 14	6 H	Clemson	0 4						
53 H	Georgia Tech	5 1	46 A	Tennessee	3 1						

Non-Div. I Games:

Georgia

Average RPI Win:		136	WON-LOST RECORD		WINNING PCT. RANK		LAST 10 GAMES		STRENGTH OF SCHEDULE		OPP. STRENGTH OF SCHEDULE		TEAM RPI		ADJ RPI		CONF. RPI		ADJ CONF. RPI	
DIV. I ONLY			16-19-0		.45714 185		6-4-0		57		108		101		.5219 101		10		10	
DIV. I NON-CONF.			9-14-0		.3913 214		1-1-0		24		74		100		.52422 100		13		13	
TOTALS		RPI 1-25		RPI 26-50		W-L RECORDS		RPI 51-100		RPI 101-150		RPI 150+								
16-19-0		0-1-0		1-2-0		OVERALL		4-5-0		5-3-0		6-8-0								
6-8-0		0-0-0		0-0-0		HOME		1-2-0		2-2-0		3-4-0								
9-8-0		0-1-0		1-0-0		AWAY		3-3-0		3-0-0		2-4-0								
1-3-0		0-0-0		0-2-0		NEUTRAL		0-0-0		0-1-0		1-0-0								
9-14-0		0-1-0		1-2-0		NON-CONFERENCE		4-5-0		2-3-0		2-3-0								
3-5-0		0-0-0		0-0-0		HOME		1-2-0		2-2-0		0-1-0								
5-6-0		0-1-0		1-0-		AWAY		3-3-0		0-0-0		1-2-0								
1-3-0		0-0-0		0-2-0		NEUTRAL		0-0-0		0-1-0		1-0-0								
7-5-0		0-0-0		0-0-0		CONFERENCE		0-0-0		3-0-0		4-5-0								
3-3-0		0-0-0		0-0-0		HOME		0-0-0		0-0-0		3-3-0								
4-2-0		0-0-0		0-0-0		AWAY		0-0-0		3-0-0		1-2-0								
0-0-0		0-0-0		0-0-0		NEUTRAL		0-0-0		0-0-0		0-0-0								
RPI	S	Opponent		Score		RPI	S	Opponent		Score		RPI	S	Opponent		Score				
6	A	Clemson		5	11	30	N	St. John's (NY)		3	14	51	A	Nebraska		8	2			
						30	N	St. John's (NY)		1	9	51	A	Nebraska		0	10			
						39	A	North Carolina St.		9	8	51	A	Nebraska		5	2			
												54	A	Coastal Caro.		5	4			
												56	A	Missouri		6	7			
												74	H	Kent St.		10	2			
												74	H	Kent St.		1	2			
												74	H	Kent St.		10	16			
												81	A	East Carolina		4	5			
											</									

Non-Div. I Games:

Western Caro.

Average RPI Win: 149		WON-LOST	WINNING	LAST 10	STRENGTH OF		OPP. STRENGTH	TEAM	ADJ	CONF.	ADJ CONF.
Average RPI Loss: 104		RECORD	PCT. RANK	GAMES	SCHEDULE		OF SCHEDULE	RPI	RPI	RPI	RPI
DIV. I ONLY		19-18-0	.51351	135	6-4-0		93	85	102	.52052	102
DIV. I NON-CONF.		12-10-0	.54545	118	2-1-0		93	38	81	.53583	81
TOTALS		RPI 1-25	RPI 26-50		W-L RECORDS		RPI 51-100		RPI 101-150		RPI 150+
19-18-0		0-2-0	3-4-0		OVERALL		0-3-0		8-5-0		8-4-0
11-8-0		0-2-0	1-2-0		HOME		0-0-0		3-1-0		7-3-0
8-10-0		0-0-0	2-2-0		AWAY		0-3-0		5-4-0		1-1-0
0-0-0		0-0-0	0-0-0		NEUTRAL		0-0-0		0-0-0		0-0-0
12-10-0		0-2-0	2-2-0		NON-CONFERENCE		0-0-0		6-4-0		4-2-0
6-4-0		0-2-0	0-0-0		HOME		0-0-0		3-1-0		3-1-0
6-6-0		0-0-0	2-0-		AWAY		0-0-0		3-3-0		1-1-0
0-0-0		0-0-0	0-0-0		NEUTRAL		0-0-0		0-0-0		0-0-0
7-8-0		0-0-0	1-2-0		CONFERENCE		0-3-0		2-1-0		4-2-0
5-4-0		0-0-0	1-2-0		HOME		0-0-0		0-0-0		4-2-0
2-4-0		0-0-0	0-0-0		AWAY		0-3-0		2-1-0		0-0-0
0-0-0		0-0-0	0-0-0		NEUTRAL		0-0-0		0-0-0		0-0-0
RPI S	Opponent	Score	RPI S	Opponent	Score	RPI S	Opponent	Score	RPI S	Opponent	Score
18 H	Missouri St.	0 5	41 A	Indiana	5 3	76 A	Fla. Atlantic	6 7	104 A	Memphis	11 7
22 H	Vanderbilt	2 21	41 A	Indiana	1 12	76 A	Fla. Atlantic	6 7	104 A	Memphis	6 5
			41 A	Indiana	0 6	76 A	Fla. Atlantic	1 10	109 A	Ga. Southern	6 5
			46 A	Tennessee	7 4				109 A	Ga. Southern	6 7
			50 H	Old Dominion	8 9				109 A	Ga. Southern	5 8
			50 H	Old Dominion	3 5				114 A	Marshall	8 6
			50 H	Old Dominion	17 6				114 A	Marshall	6 8
									114 A	Marshall	6 4
									117 A	Austin Peay	8 21
									117 H	Austin Peay	3 2
									143 H	Kennesaw St.	9 7
									143 H	Kennesaw St.	3 0
									143 H	Kennesaw St.	5 19
									165 A	Lipscomb	2 3
									165 H	Lipscomb	2 16
									174 A	Belmont	6 4
									174 H	Belmont	10 4
									208 H	UAB	11 10
									208 H	UAB	13 3
									208 H	UAB	18 3
									246 H	Western Ky.	3 10
									246 H	Western Ky.	2 4
									246 H	Western Ky.	10 9
									257 H	Northwestern	11 4
									262 H	Bowling Green	20 8
			LAST 10 GAMES								
			22 H	Vanderbilt	2 21	50 H	Old Dominion	17 6			
			208 H	UAB	13 3	50 H	Old Dominion	3 5			
			208 H	UAB	18 3	50 H	Old Dominion	8 9			
			208 H	UAB	11 10	46 A	Tennessee	7 4			
			174 H	Belmont	10 4	114 A	Marshall	6 8			

Non-Div. I Games:

Middle Tenn.

Average RPI Win: 151		WON-LOST	WINNING	LAST 10	STRENGTH OF		OPP. STRENGTH	TEAM	ADJ	CONF.	ADJ CONF.
Average RPI Loss: 83		RECORD	PCT. RANK	GAMES	SCHEDULE		OF SCHEDULE	RPI	RPI	RPI	RPI
DIV. I ONLY		19-20-0	.48718	155	3-7-0		81	64	103	.52027	103
DIV. I NON-CONF.		12-9-0	.57143	102	1-2-0		181	180	127	.51025	127
TOTALS		RPI 1-25	RPI 26-50		W-L RECORDS		RPI 51-100		RPI 101-150		RPI 150+
19-20-0	1-5-0	2-5-0		OVERALL		0-3-0		7-5-0		9-2-0	
11-8-0	1-2-0	2-5-0		HOME		0-0-0		6-0-0		2-1-0	
8-12-0	0-3-0	0-0-0		AWAY		0-3-0		1-5-0		7-1-0	
0-0-0	0-0-0	0-0-0		NEUTRAL		0-0-0		0-0-0		0-0-0	
12-9-0	0-0-0	0-4-0		NON-CONFERENCE		0-0-0		3-3-0		9-2-0	
5-5-0	0-0-0	0-4-0		HOME		0-0-0		3-0-0		2-1-0	
7-4-0	0-0-0	0-0-0		AWAY		0-0-0		0-3-0		7-1-0	
0-0-0	0-0-0	0-0-0		NEUTRAL		0-0-0		0-0-0		0-0-0	
7-11-0	1-5-0	2-1-0		CONFERENCE		0-3-0		4-2-0		0-0-0	
6-3-0	1-2-0	2-1-0		HOME		0-0-0		3-0-0		0-0-0	
1-8-0	0-3-0	0-0-0		AWAY		0-3-0		1-2-0		0-0-0	
0-0-0	0-0-0	0-0-0		NEUTRAL		0-0-0		0-0-0		0-0-0	
RPI S	Opponent	Score	RPI S	Opponent	Score	RPI S	Opponent	Score	RPI S	Opponent	Score
6 A	Clemson	1 12	29 H	Florida St.	13 12	94 A	Pittsburgh	5 9	108 H	Boston College	16 4
6 A	Clemson	3 6	29 H	Florida St.	2 9	94 A	Pittsburgh	2 3	108 H	Boston College	10 6
6 A	Clemson	3 8	29 H	Florida St.	17 0	94 A	Pittsburgh	2 8	108 H	Boston College	4 3
11 H	Virginia	9 10	45 H	Binghamton	5 6				114 A	Marshall	1 3
11 H	Virginia	2 3	45 H	Binghamton	8 9				114 H	Marshall	7 0
11 H	Virginia	7 5	45 H	Binghamton	5 12				129 A	William & Mary	10 19
			45 H	Binghamton	1 2				129 H	William & Mary	3 2
									136 A	ETSU	4 7
									146 A	Duke	1 10
									146 A	Duke	5 6
									146 A	Duke	7 5
									150 H	Canisius	11 0
									151 A	Radford	17 6
									151 H	Radford	9 7
									172 H	Niagara	8 3
									224 A	Nevada	8 5
									224 A	Nevada	24 10
									224 A	Nevada	4 7
									224 A	Nevada	8 7
									240 H	Campbell	8 15
									266 A	USC Upstate	8 2
									266 A	USC Upstate	9 8
									266 A	USC Upstate	11 3
LAST 10 GAMES											
136 A	ETSU	4 7	6 A	Clemson	3 8	108 H	Boston College	4 3			
11 H	Virginia	7 5	6 A	Clemson	3 6						
11 H	Virginia	2 3	6 A	Clemson	1 12						
11 H	Virginia	9 10	114 A	Marshall	1 3						
151 A	Radford	17 6									

Non-Div. I Games:

Virginia Tech

Average RPI Win: 165		WON-LOST RECORD		WINNING PCT. RANK		LAST 10 GAMES		STRENGTH OF SCHEDULE		OPP. STRENGTH OF SCHEDULE		TEAM RPI		ADJ RPI		CONF. RPI		ADJ CONF. RPI	
DIV. I ONLY		21-17-0		.55263 108		2-8-0		76		143		104		.51993 104		5		5	
DIV. I NON-CONF.		18-11-0		.62069 74		1-3-0		106		191		109		.51851 109		5		5	
TOTALS		RPI 1-25		RPI 26-50		W-L RECORDS		RPI 51-100		RPI 101-150		RPI 150+							
21-17-0		3-6-0		3-2-0		OVERALL		2-4-0		2-3-0		11-2-0							
15-10-0		1-3-0		2-2-0		HOME		0-0-0		2-3-0		10-2-0							
6-7-0		2-3-0		1-0-0		AWAY		2-4-0		0-0-0		1-0-0							
0-0-0		0-0-0		0-0-0		NEUTRAL		0-0-0		0-0-0		0-0-0							
18-11-0		2-4-0		3-2-0		NON-CONFERENCE		0-0-0		2-3-0		11-2-0							
14-8-0		0-1-0		2-2-0		HOME		0-0-0		2-3-0		10-2-0							
4-3-0		2-3-0		1-0-		AWAY		0-0-0		0-0-0		1-0-0							
0-0-0		0-0-0		0-0-0		NEUTRAL		0-0-0		0-0-0		0-0-0							
3-6-0		1-2-0		0-0-0		CONFERENCE		2-4-0		0-0-0		0-0-0							
1-2-0		1-2-0		0-0-0		HOME		0-0-0		0-0-0		0-0-0							
2-4-0		0-0-0		0-0-0		AWAY		2-4-0		0-0-0		0-0-0							
0-0-0		0-0-0		0-0-0		NEUTRAL		0-0-0		0-0-0		0-0-0							
RPI	S	Opponent		Score		RPI	S	Opponent		Score		RPI	S	Opponent		Score			
13	A	Arkansas		7	16	42	A	Ole Miss		9	6	55	A	UConn		7	10		
13	A	Arkansas		0	2	42	H	Ole Miss		2	1	55	A	UConn		2	6		
16	H	Mississippi St.		3	8	46	H	Tennessee		4	1	55	A	UConn		0	4		
18	A	Missouri St.		6	5	46	H	Tennessee		5	8	96	A	Cincinnati		3	4		
18	A	Missouri St.		5	4	46	H	Tennessee		0	10	96	A	Cincinnati		7	5		
18	A	Missouri St.		5	9							96	A	Cincinnati		7	5		
19	H	Houston		8	9														
19	H	Houston		10	8														
19	H	Houston		3	13														

Non-Div. I Games:

Memphis

Average RPI Win: 132		WON-LOST	WINNING	LAST 10	STRENGTH OF		OPP. STRENGTH	TEAM	ADJ	CONF.	ADJ CONF.
Average RPI Loss: 65		RECORD	PCT. RANK	GAMES	SCHEDULE		OF SCHEDULE	RPI	RPI	RPI	RPI
DIV. I ONLY		19-18-0	.51351	135	65		31	105	.51951	105	1
DIV. I NON-CONF.		17-8-0	.68	47	212		42	108	.51901	108	1
TOTALS		RPI 1-25	RPI 26-50		W-L RECORDS		RPI 51-100		RPI 101-150		RPI 150+
19-18-0		1-5-0	3-4-0		OVERALL		6-5-0		1-2-0		8-2-0
12-10-0		1-5-0	2-0-0		HOME		2-2-0		1-2-0		6-1-0
2-6-0		0-0-0	1-3-0		AWAY		1-3-0		0-0-0		0-0-0
5-2-0		0-0-0	0-1-0		NEUTRAL		3-0-0		0-0-0		2-1-0
17-8-0		0-0-0	3-1-0		NON-CONFERENCE		5-3-0		1-2-0		8-2-0
11-5-0		0-0-0	2-0-0		HOME		2-2-0		1-2-0		6-1-0
1-1-0		0-0-0	1-0-		AWAY		0-1-0		0-0-0		0-0-0
5-2-0		0-0-0	0-1-0		NEUTRAL		3-0-0		0-0-0		2-1-0
2-10-0		1-5-0	0-3-0		CONFERENCE		1-2-0		0-0-0		0-0-0
1-5-0		1-5-0	0-0-0		HOME		0-0-0		0-0-0		0-0-0
1-5-0		0-0-0	0-3-0		AWAY		1-2-0		0-0-0		0-0-0
0-0-0		0-0-0	0-0-0		NEUTRAL		0-0-0		0-0-0		0-0-0
RPI S	Opponent	Score	RPI S	Opponent	Score	RPI S	Opponent	Score	RPI S	Opponent	Score
4 H	Texas Tech	4 7	27 A	South Carolina	6 5	51 A	Nebraska	1 11	119 H	UC Riverside	2 11
4 H	Texas Tech	5 3	30 N	St. John's (NY)	2 9	51 H	Nebraska	1 6	119 H	UC Riverside	1 0
4 H	Texas Tech	8 12	37 A	Texas	0 2	62 A	Oklahoma St.	3 13	119 H	UC Riverside	1 5
10 H	TCU	0 1	37 A	Texas	0 5	62 A	Oklahoma St.	10 4	152 N	Ohio St.	3 6
10 H	TCU	0 5	37 A	Texas	5 6	62 A	Oklahoma St.	3 6	152 N	Ohio St.	3 2
10 H	TCU	4 12	47 H	New Mexico	12 10	64 N	Liberty	4 3	183 N	Delaware	7 0
			47 H	New Mexico	3 2	64 N	Liberty	8 2	235 H	Northwestern St.	16 4
						83 H	Iowa	5 4	235 H	Northwestern St.	19 9
						83 H	Iowa	3 0	244 H	Eastern Ill.	14 0
						83 H	Iowa	11 12	244 H	Eastern Ill.	12 11
						94 N	Pittsburgh	5 4	244 H	Eastern Ill.	15 10
									283 H	Omaha	2 5
									283 H	Omaha	10 1
LAST 10 GAMES											
47 H	New Mexico	3 2	51 H	Nebraska	1 6						
47 H	New Mexico	12 10	62 A	Oklahoma St.	3 6						
4 H	Texas Tech	8 12	62 A	Oklahoma St.	3 13						
4 H	Texas Tech	4 7	62 A	Oklahoma St.	10 4						
4 H	Texas Tech	5 3	10 H	TCU	4 12						

Non-Div. I Games:

Kansas St.

Average RPI Win: 147		WON-LOST	WINNING	LAST 10	STRENGTH OF		OPP. STRENGTH	TEAM	ADJ	CONF.	ADJ CONF.
Average RPI Loss: 150		RECORD	PCT. RANK	GAMES	SCHEDULE		OF SCHEDULE	RPI	RPI	RPI	RPI
DIV. I ONLY		17-12-0	.58621	83	6-4-0		213	67	106	.51864	106
DIV. I NON-CONF.		9-8-0	.52941	130	1-1-0		161	23	79	.53615	79
TOTALS		RPI 1-25	RPI 26-50		W-L RECORDS		RPI 51-100		RPI 101-150		RPI 150+
17-12-0		2-1-0	0-0-0		OVERALL		3-3-0		1-1-0		11-7-0
6-4-0		0-0-0	0-0-0		HOME		1-1-0		1-1-0		4-2-0
9-7-0		2-1-0	0-0-0		AWAY		2-2-0		0-0-0		5-4-0
2-1-0		0-0-0	0-0-0		NEUTRAL		0-0-0		0-0-0		2-1-0
9-8-0		2-1-0	0-0-0		NON-CONFERENCE		2-2-0		1-1-0		4-4-0
1-1-0		0-0-0	0-0-0		HOME		0-0-0		1-1-0		0-0-0
6-6-0		2-1-0	0-0-		AWAY		2-2-0		0-0-0		2-3-0
2-1-0		0-0-0	0-0-0		NEUTRAL		0-0-0		0-0-0		2-1-0
8-4-0		0-0-0	0-0-0		CONFERENCE		1-1-0		0-0-0		7-3-0
5-3-0		0-0-0	0-0-0		HOME		1-1-0		0-0-0		4-2-0
3-1-0		0-0-0	0-0-0		AWAY		0-0-0		0-0-0		3-1-0
0-0-0		0-0-0	0-0-0		NEUTRAL		0-0-0		0-0-0		0-0-0
RPI S	Opponent	Score		RPI S	Opponent	Score		RPI S	Opponent	Score	
21 A	UCF	4	3					66 A	Bethune-Cookman	2	9
21 A	UCF	0	15					68 A	Miami (FL)	2	3
21 A	UCF	4	1					68 A	Miami (FL)	1	0
								68 A	Miami (FL)	5	0
								90 H	Cornell	5	0
								90 H	Cornell	0	2
								108 H	Boston College	8	3
								140 H	UMass Lowell	5	9
								154 H	Princeton	2	4
								154 H	Princeton	7	6
								157 N	St. Bonaventure	7	8
								157 N	St. Bonaventure	13	1
								159 N	Eastern Mich.	8	4
								170 A	Columbia	9	2
								170 A	Columbia	6	2
								185 A	Holy Cross	2	5
								196 H	Brown	8	9
								196 H	Brown	5	1
								196 H	Brown	3	1
								196 H	Brown	7	1
								233 A	Penn	9	5
								233 A	Penn	6	7
								242 A	The Citadel	4	5
								242 A	The Citadel	7	8
								242 A	The Citadel	10	9
								242 A	The Citadel	7	2
LAST 10 GAMES											
108 H	Boston College	8	3	140 H	UMass Lowell	5	9				
196 H	Brown	3	1	90 H	Cornell	0	2				
196 H	Brown	8	9	90 H	Cornell	5	0				
196 H	Brown	5	1	154 H	Princeton	2	4				
196 H	Brown	7	1	154 H	Princeton	7	6				

Non-Div. I Games: Chicago 19 11 Southern Me. 9 1

Dartmouth

Average RPI Win:	125	WON-LOST RECORD	WINNING PCT. RANK	LAST 10 GAMES	STRENGTH OF SCHEDULE	OPP. STRENGTH OF SCHEDULE	TEAM RPI	ADJ RPI	CONF. RPI	ADJ CONF. RPI				
Average RPI Loss:	87													
DIV. I ONLY		16-18-0	.47059	171	5-5-0	62	62	107	.51858	107	8	8		
DIV. I NON-CONF.		12-13-0	.48	158	2-1-0	32	69	85	.5334	85	7	7		
<hr/>														
TOTALS	RPI 1-25	RPI 26-50		W-L RECORDS		RPI 51-100		RPI 101-150		RPI 150+				
16-18-0	1-5-0	0-0-0		OVERALL		5-7-0		4-2-0		6-4-0				
12-7-0	1-2-0	0-0-0		HOME		3-2-0		4-2-0		4-1-0				
4-11-0	0-3-0	0-0-0		AWAY		2-5-0		0-0-0		2-3-0				
0-0-0	0-0-0	0-0-0		NEUTRAL		0-0-0		0-0-0		0-0-0				
12-13-0	0-3-0	0-0-0		NON-CONFERENCE		5-7-0		2-1-0		5-2-0				
9-4-0	0-0-0	0-0-0		HOME		3-2-0		2-1-0		4-1-0				
3-9-0	0-3-0	0-0-		AWAY		2-5-0		0-0-0		1-1-0				
0-0-0	0-0-0	0-0-0		NEUTRAL		0-0-0		0-0-0		0-0-0				
4-5-0	1-2-0	0-0-0		CONFERENCE		0-0-0		2-1-0		1-2-0				
3-3-0	1-2-0	0-0-0		HOME		0-0-0		2-1-0		0-0-0				
1-2-0	0-0-0	0-0-0		AWAY		0-0-0		0-0-0		1-2-0				
0-0-0	0-0-0	0-0-0		NEUTRAL		0-0-0		0-0-0		0-0-0				
RPI	S	Opponent	Score		RPI	S	Opponent	Score		RPI	S	Opponent	Score	
7	A	Kentucky	1	2						61	H	Gonzaga	1	4
7	A	Kentucky	2	3						69	A	BYU	10	8
7	A	Kentucky	1	12						69	A	BYU	3	17
20	H	Long Beach St.	3	2						69	A	BYU	8	14
20	H	Long Beach St.	3	9						69	A	BYU	6	7
20	H	Long Beach St.	2	5						80	H	Saint Mary's (CA)	1	4
										87	H	Tulane	14	1
										87	H	Tulane	7	4
										87	H	Tulane	6	5
										89	A	Loyola Marymount	0	1
										89	A	Loyola Marymount	6	3
										89	A	Loyola Marymount	2	8

Non-Div. I Games:

UC Santa Barbara



Average RPI Win:		180	WON-LOST RECORD		WINNING PCT. RANK		LAST 10 GAMES		STRENGTH OF SCHEDULE		OPP. STRENGTH OF SCHEDULE		TEAM RPI		ADJ RPI		CONF. RPI		ADJ CONF. RPI	
DIV. I ONLY			12-22-0		.35294 246		4-6-0		33		44		108		.51787 108		3		3	
DIV. I NON-CONF.			9-7-0		.5625 108		2-1-0		228		121		118		.51381 118		4		4	
TOTALS		RPI 1-25		RPI 26-50		W-L RECORDS		RPI 51-100		RPI 101-150		RPI 150+								
12-22-0		0-10-0		1-2-0		OVERALL		0-3-0		5-6-0		6-1-0								
2-6-0		0-6-0		0-0-0		HOME		0-0-0		0-0-0		2-0-0								
5-14-0		0-4-0		1-2-0		AWAY		0-3-0		4-5-0		0-0-0								
5-2-0		0-0-0		0-0-0		NEUTRAL		0-0-0		1-1-0		4-1-0								
9-7-0		0-1-0		0-0-0		NON-CONFERENCE		0-3-0		3-2-0		6-1-0								
2-0-0		0-0-0		0-0-0		HOME		0-0-0		0-0-0		2-0-0								
2-5-0		0-1-0		0-0-		AWAY		0-3-0		2-1-0		0-0-0								
5-2-0		0-0-0		0-0-0		NEUTRAL		0-0-0		1-1-0		4-1-0								
3-15-0		0-9-0		1-2-0		CONFERENCE		0-0-0		2-4-0		0-0-0								
0-6-0		0-6-0		0-0-0		HOME		0-0-0		0-0-0		0-0-0								
3-9-0		0-3-0		1-2-0		AWAY		0-0-0		2-4-0		0-0-0								
0-0-0		0-0-0		0-0-0		NEUTRAL		0-0-0		0-0-0		0-0-0								
RPI	S	Opponent		Score		RPI	S	Opponent		Score		RPI	S	Opponent		Score				
3	H	North Carolina		7 17		29	A	Florida St.		8 5		66	A	Bethune-Cookman		1 2				
3	H	North Carolina		4 16		29	A	Florida St.		0 13		66	A	Bethune-Cookman		2 3				
3	H	North Carolina		3 15		29	A	Florida St.		1 11		66	A	Bethune-Cookman		5 6				
5	A	Louisville		0 6										103 A Virginia Tech		3 4				
5	A	Louisville		4 6										103 A Virginia Tech		6 10				
5	A	Louisville		3 5										103 A Virginia Tech		4 16				
6	H	Clemson		0 2										106 A Dartmouth		3 8				
6	H	Clemson		0 1										116 N Central Mich.		5 4				
6	H	Clemson		2 8										130 N Ball St.		1 4				
25	A	Oklahoma		4 5										133 A Northeastern		10 7				
														133 A Northeastern		5 1				
														146 A Duke		3 1				
														146 A Duke		15 6				
														146 A Duke		2 9				
														195 N Toledo		6 5				
														211 N Georgetown		3 4				
														223 H Harvard		8 5				
														241 H Massachusetts		13 1				
														256 N Northern Ill.		9 1				
														268 N Villanova		10 3				
														268 N Villanova		7 1				
LAST 10 GAMES																				
		106 A Dartmouth		3 8				3 H North Carolina		4 16										
		146 A Duke		2 9				3 H North Carolina		3 15										
		146 A Duke		15 6				3 H North Carolina		7 17										
		146 A Duke		3 1				133 A Northeastern		5 1										
		223 H Harvard		8 5				103 A Virginia Tech		3 4										

Non-Div. I Games:

Boston College

Average RPI Win:	168	WON-LOST	WINNING	LAST 10	STRENGTH OF	OPP. STRENGTH	TEAM	ADJ	CONF.	ADJ CONF.	
Average RPI Loss:	112	RECORD	PCT. RANK	GAMES	SCHEDULE	OF SCHEDULE	RPI	RPI	RPI	RPI	
DIV. I ONLY	24-13-0	.64865	46	8-2-0	217	79	109	.51774	109	11	11
DIV. I NON-CONF.	15-7-0	.68182	46	3-0-0	237	53	98	.52476	98	11	11
<hr/>											
TOTALS	RPI 1-25	RPI 26-50		W-L RECORDS		RPI 51-100		RPI 101-150		RPI 150+	
24-13-0	0-0-0	0-0-0		OVERALL		2-5-0		12-7-0		10-1-0	
14-8-0	0-0-0	0-0-0		HOME		2-5-0		5-2-0		7-1-0	
10-5-0	0-0-0	0-0-0		AWAY		0-0-0		7-5-0		3-0-0	
0-0-0	0-0-0	0-0-0		NEUTRAL		0-0-0		0-0-0		0-0-0	
15-7-0	0-0-0	0-0-0		NON-CONFERENCE		1-3-0		6-4-0		8-0-0	
9-4-0	0-0-0	0-0-0		HOME		1-3-0		3-1-0		5-0-0	
6-3-0	0-0-0	0-0-		AWAY		0-0-0		3-3-0		3-0-0	
0-0-0	0-0-0	0-0-0		NEUTRAL		0-0-0		0-0-0		0-0-0	
9-6-0	0-0-0	0-0-0		CONFERENCE		1-2-0		6-3-0		2-1-0	
5-4-0	0-0-0	0-0-0		HOME		1-2-0		2-1-0		2-1-0	
4-2-0	0-0-0	0-0-0		AWAY		0-0-0		4-2-0		0-0-0	
0-0-0	0-0-0	0-0-0		NEUTRAL		0-0-0		0-0-0		0-0-0	
RPI	S	Opponent	Score	RPI	S	Opponent	Score	RPI	S	Opponent	Score
						53 H Georgia Tech	3 10	102 H Middle Tenn.		5 6	
						60 H South Ala.	6 19	102 H Middle Tenn.		7 6	
						60 H South Ala.	8 5	102 H Middle Tenn.		8 5	
						60 H South Ala.	0 5	104 A Memphis		8 9	
						100 H Georgia	0 7	104 A Memphis		2 5	
						100 H Georgia	3 4	104 A Memphis		7 6	
						100 H Georgia	2 1	124 A UT Arlington		2 3	
								124 A UT Arlington		9 5	
								124 A UT Arlington		4 3	
								138 H Appalachian St.		3 7	
								138 H Appalachian St.		6 4	
								138 H Appalachian St.		6 2	
								143 H Kennesaw St.		8 4	
								144 A Troy		6 3	
								144 A Troy		5 3	
								144 A Troy		0 4	
								149 A Elon		5 1	
								149 A Elon		7 0	
								149 A Elon		6 8	
								164 A Col. of Charleston		8 4	
								164 H Col. of Charleston		14 7	
								218 H La.-Monroe		9 0	
								218 H La.-Monroe		9 3	
								218 H La.-Monroe		4 5	
								240 H Campbell		9 8	
								240 H Campbell		8 2	
								242 A The Citadel		7 3	
LAST 10 GAMES											
						288 A Savannah St.	6 5	144 A Troy		0 4	
						138 H Appalachian St.	6 4	144 A Troy		6 3	
						138 H Appalachian St.	3 7	144 A Troy		5 3	
						138 H Appalachian St.	6 2	288 H Savannah St.		11 7	
						143 H Kennesaw St.	8 4	218 H La.-Monroe		9 0	

Non-Div. I Games:

Ga. Southern

RPI	S	Opponent	Score	
242	H	The Citadel	1	0
288	A	Savannah St.	6	5
288	H	Savannah St.	11	7

Ga. Southern

G  
a  
.  
S  
o  
u  
t  
h  
e  
r  
n

G  
a  
.  
S  
o  
u  
t  
h  
e  
r  
n

Average RPI Win:	171	WON-LOST RECORD	WINNING PCT. RANK	LAST 10 GAMES	STRENGTH OF SCHEDULE	OPP. STRENGTH OF SCHEDULE	TEAM RPI	ADJ RPI	CONF. RPI	ADJ CONF. RPI		
DIV. I ONLY		18-16-0	.52941	121	5-5-0	154	150	110	.51738	110	15	15
DIV. I NON-CONF.		11-8-0	.57895	96	1-2-0	154	146	80	.53591	80	19	19
<hr/>												
TOTALS	RPI 1-25	RPI 26-50		W-L RECORDS		RPI 51-100		RPI 101-150		RPI 150+		
18-16-0	0-0-0	0-1-0		OVERALL		6-4-0		1-6-0		11-5-0		
7-4-0	0-0-0	0-0-0		HOME		3-1-0		0-1-0		4-2-0		
11-12-0	0-0-0	0-1-0		AWAY		3-3-0		1-5-0		7-3-0		
0-0-0	0-0-0	0-0-0		NEUTRAL		0-0-0		0-0-0		0-0-0		
<hr/>												
11-8-0	0-0-0	0-1-0		NON-CONFERENCE		4-3-0		0-1-0		7-3-0		
3-2-0	0-0-0	0-0-0		HOME		1-0-0		0-1-0		2-1-0		
8-6-0	0-0-0	0-0-		AWAY		3-3-0		0-0-0		5-2-0		
0-0-0	0-0-0	0-0-0		NEUTRAL		0-0-0		0-0-0		0-0-0		
<hr/>												
7-8-0	0-0-0	0-0-0		CONFERENCE		2-1-0		1-5-0		4-2-0		
4-2-0	0-0-0	0-0-0		HOME		2-1-0		0-0-0		2-1-0		
3-6-0	0-0-0	0-0-0		AWAY		0-0-0		1-5-0		2-1-0		
0-0-0	0-0-0	0-0-0		NEUTRAL		0-0-0		0-0-0		0-0-0		
<hr/>												
RPI	S	Opponent	Score	RPI	S	Opponent	Score	RPI	S	Opponent	Score	
				28	A	Auburn	1 10	65	A	DBU	6 10	
								65	A	DBU	11 14	
								65	A	DBU	7 3	
								73	H	Tennessee Tech	7 2	
								73	H	Tennessee Tech	8 3	
								73	H	Tennessee Tech	6 22	
								93	A	FIU	12 6	
								93	A	FIU	6 5	
								93	A	FIU	0 5	
								97	H	Samford	9 5	
										117	A Austin Peay	0 4
										117	A Austin Peay	5 6
										117	A Austin Peay	4 8
										125	A Southeast Mo. St.	17 7
										125	A Southeast Mo. St.	6 7
										125	A Southeast Mo. St.	0 1
										144	H Troy	5 10
										178	A Alabama	2 1
										192	H Alabama St.	5 6
										204	A Murray St.	7 5
										204	A Murray St.	4 3
										204	A Murray St.	4 6
										208	H UAB	12 6
										212	A Southern Ill.	7 0
										212	A Southern Ill.	4 5
										212	A Southern Ill.	8 6
										244	H Eastern Ill.	6 3
										244	H Eastern Ill.	5 7
										244	H Eastern Ill.	7 6
										246	A Western Ky.	9 5
										246	A Western Ky.	4 14
										246	A Western Ky.	3 2
										262	H Bowling Green	5 0
<hr/>												
LAST 10 GAMES												
				144	H	Troy	5 10	73	H	Tennessee Tech	8 3	
				192	H	Alabama St.	5 6	73	H	Tennessee Tech	6 22	
				125	A	Southeast Mo. St.	17 7	73	H	Tennessee Tech	7 2	
				125	A	Southeast Mo. St.	0 1	208	H	UAB	12 6	
				125	A	Southeast Mo. St.	6 7	204	A	Murray St.	4 3	

Non-Div. I Games:

Jacksonville St.

Average RPI Win:		188	WON-LOST		WINNING		LAST 10		STRENGTH OF		OPP. STRENGTH		TEAM		ADJ		CONF.		ADJ CONF.				
Average RPI Loss:		78	RECORD		PCT. RANK		GAMES		SCHEDULE		OF SCHEDULE		RPI		RPI		RPI		RPI				
DIV. I ONLY			13-21-0		.38235		227		3-7-0		47		137		111		.51599		111				
DIV. I NON-CONF.			11-17-0		.39286		212		1-3-0		48		129		93		.5266		93				
TOTALS		RPI 1-25		RPI 26-50		W-L RECORDS		RPI 51-100		RPI 101-150		RPI 150+											
13-21-0		0-3-0		1-5-0		OVERALL		1-8-0		4-3-0		7-2-0											
4-6-0		0-0-0		0-3-0		HOME		0-1-0		2-1-0		2-1-0											
9-15-0		0-3-0		1-2-0		AWAY		1-7-0		2-2-0		5-1-0											
0-0-0		0-0-0		0-0-0		NEUTRAL		0-0-0		0-0-0		0-0-0											
11-17-0		0-3-0		1-2-0		NON-CONFERENCE		1-8-0		2-2-0		7-2-0											
2-2-0		0-0-0		0-0-0		HOME		0-1-0		0-0-0		2-1-0											
9-15-0		0-3-0		1-0-		AWAY		1-7-0		2-2-0		5-1-0											
0-0-0		0-0-0		0-0-0		NEUTRAL		0-0-0		0-0-0		0-0-0											
2-4-0		0-0-0		0-3-0		CONFERENCE		0-0-0		2-1-0		0-0-0											
2-4-0		0-0-0		0-3-0		HOME		0-0-0		2-1-0		0-0-0											
0-0-0		0-0-0		0-0-0		AWAY		0-0-0		0-0-0		0-0-0											
0-0-0		0-0-0		0-0-0		NEUTRAL		0-0-0		0-0-0		0-0-0											
RPI	S	Opponent		Score		RPI	S	Opponent		Score		RPI	S	Opponent		Score							
11	A	Virginia		3	7	33	H	Maryland		1	9	52	A	FGCU		2	5	113	H	Purdue	7 6		
11	A	Virginia		2	18	33	H	Maryland		1	5	52	A	FGCU		3	8	113	H	Purdue	6 7		
11	A	Virginia		4	12	33	H	Maryland		1	6	52	A	FGCU		4	13	113	H	Purdue	8 2		
						50	A	Old Dominion		2	6	68	A	Miami (FL)		17	6	126	A	North Florida	12 4		
						50	A	Old Dominion		8	5	68	A	Miami (FL)		4	8	126	A	North Florida	2 13		
						50	A	Old Dominion		4	15	68	A	Miami (FL)		0	3	126	A	North Florida	1 15		
												76	A	Fla. Atlantic		2	14	126	A	North Florida	2 1		
												92	A	Seton Hall		9	10	219	H	Rider	2 7		
												92	H	Seton Hall		6	9	222	H	Monmouth	6 4		
																		261	A	Iona	12 3		
																		266	A	USC Upstate	11 3		
																		266	A	USC Upstate	5 1		
																		266	A	USC Upstate	10 7		
																		268	A	Villanova	2 3		
																		279	H	Wagner	9 2		
																		293	A	Lafayette	28 4		
						LAST 10 GAMES																	
						92	A	Seton Hall		9	10	293	A	Lafayette		28	4						
						92	H	Seton Hall		6	9	268	A	Villanova		2	3						
						113	H	Purdue		8	2	33	H	Maryland		1	6						
						113	H	Purdue		7	6	33	H	Maryland		1	9						
						113	H	Purdue		6	7	33	H	Maryland		1	5						

Non-Div. I Games:

Rutgers

Average RPI Win:	178	WON-LOST RECORD	WINNING PCT. RANK	LAST 10 GAMES	STRENGTH OF SCHEDULE	OPP. STRENGTH OF SCHEDULE	TEAM RPI	ADJ RPI	CONF. RPI	ADJ CONF. RPI	
DIV. I ONLY	19-19-0	.5	145	5-5-0	88	180	112	.51548	112	9	9
DIV. I NON-CONF.	14-9-0	.6087	81	2-2-0	135	209	73	.53917	73	10	10
TOTALS	RPI 1-25	RPI 26-50	W-L RECORDS	RPI 51-100	RPI 101-150	RPI 150+					
19-19-0	0-0-0	0-3-0	OVERALL	4-9-0	4-3-0	11-4-0					
10-7-0	0-0-0	0-0-0	HOME	2-4-0	0-0-0	8-3-0					
7-12-0	0-0-0	0-3-0	AWAY	1-5-0	4-3-0	2-1-0					
2-0-0	0-0-0	0-0-0	NEUTRAL	1-0-0	0-0-0	1-0-0					
14-9-0	0-0-0	0-0-0	NON-CONFERENCE	1-3-0	4-3-0	9-3-0					
6-2-0	0-0-0	0-0-0	HOME	0-0-0	0-0-0	6-2-0					
6-7-0	0-0-0	0-0-	AWAY	0-3-0	4-3-0	2-1-0					
2-0-0	0-0-0	0-0-0	NEUTRAL	1-0-0	0-0-0	1-0-0					
5-10-0	0-0-0	0-3-0	CONFERENCE	3-6-0	0-0-0	2-1-0					
4-5-0	0-0-0	0-0-0	HOME	2-4-0	0-0-0	2-1-0					
1-5-0	0-0-0	0-3-0	AWAY	1-2-0	0-0-0	0-0-0					
0-0-0	0-0-0	0-0-0	NEUTRAL	0-0-0	0-0-0	0-0-0					
RPI	S	Opponent	Score	RPI	S	Opponent	Score	RPI	S	Opponent	Score
				34	A	San Diego	4 6	54	A	Coastal Caro.	5 7
				34	A	San Diego	2 8	54	A	Coastal Caro.	1 6
				34	A	San Diego	4 8	61	A	Gonzaga	1 8
								61	A	Gonzaga	7 2
								61	A	Gonzaga	3 4
								78	N	Winthrop	11 6
								80	H	Saint Mary's (CA)	8 1
								80	H	Saint Mary's (CA)	3 5
								80	H	Saint Mary's (CA)	1 2
								88	A	San Diego St.	2 4
								89	H	Loyola Marymount	2 3
								89	H	Loyola Marymount	4 0
								89	H	Loyola Marymount	5 6
								</			

Non-Div. I Games:

San Francisco

Average RPI Win: 161		WON-LOST RECORD	WINNING PCT. RANK	LAST 10 GAMES	STRENGTH OF SCHEDULE	OPP. STRENGTH OF SCHEDULE	TEAM RPI	ADJ RPI	CONF. RPI	ADJ CONF. RPI											
Average RPI Loss: 143																					
DIV. I ONLY		19-18-0	.51351	135	4-6-0	199	116	113	.51541	113	7	7									
DIV. I NON-CONF.		13-12-0	.52	138	1-3-0	217	210	126	.51058	126	6	6									
<hr/>																					
TOTALS		RPI 1-25		RPI 26-50		W-L RECORDS		RPI 51-100		RPI 101-150		RPI 150+									
19-18-0		0-1-0		2-1-0		OVERALL		2-2-0		4-4-0		11-10-0									
3-4-0		0-0-0		2-1-0		HOME		1-0-0		0-1-0		0-2-0									
16-14-0		0-1-0		0-0-0		AWAY		1-2-0		4-3-0		11-8-0									
0-0-0		0-0-0		0-0-0		NEUTRAL		0-0-0		0-0-0		0-0-0									
13-12-0		0-1-0		0-0-0		NON-CONFERENCE		1-0-0		3-2-0		9-9-0									
1-3-0		0-0-0		0-0-0		HOME		1-0-0		0-1-0		0-2-0									
12-9-0		0-1-0		0-0-		AWAY		0-0-0		3-1-0		9-7-0									
0-0-0		0-0-0		0-0-0		NEUTRAL		0-0-0		0-0-0		0-0-0									
6-6-0		0-0-0		2-1-0		CONFERENCE		1-2-0		1-2-0		2-1-0									
2-1-0		0-0-0		2-1-0		HOME		0-0-0		0-0-0		0-0-0									
4-5-0		0-0-0		0-0-0		AWAY		1-2-0		1-2-0		2-1-0									
0-0-0		0-0-0		0-0-0		NEUTRAL		0-0-0		0-0-0		0-0-0									
RPI	S	Opponent		Score		RPI	S	Opponent		Score		RPI	S	Opponent		Score					
5	A	Louisville		2	13	41	H	Indiana		6	5	74	H	Kent St.		3	2				
						41	H	Indiana		9	14	83	A	Iowa		2	7				
						41	H	Indiana		7	3	83	A	Iowa		2	0				
												83	A	Iowa		1	5				
												111	A	Rutgers		6	7				
												111	A	Rutgers		7	6				
												111	A	Rutgers		2	8				
												125	A	Southeast Mo. St.		13	5				
												125	A	Southeast Mo. St.		7	17				
												125	A	Southeast Mo. St.		4	0				
												130	A	Ball St.		16	4				
												130	H	Ball St.		3	5				
												152	A	Ohio St.		2	1				
												152	A	Ohio St.		6	1				
												152	A	Ohio St.		2	13				
												167	A	Texas St.		5	14				
												167	A	Texas St.		12	8				
												167	A	Texas St.		9	3				
												167	A	Texas St.		11	13				
												171	H	Valparaiso		1	5				
												184	A	Indiana St.		10	7				
												184	H	Indiana St.		2	5				
												187	A	CSUN		9	3				
												187	A	CSUN		1	4				
												187	A	CSUN		8	16				
												187	A	CSUN		4	5				
												243	A	Little Rock		0	13				
												243	A	Little Rock		0	2				
												243	A	Little Rock		6	4				
												270	A	Santa Clara		3	0				
												270	A	Santa Clara		10	5				
<hr/>																					
LAST 10 GAMES																					
184	A	Indiana St.				10	7	5	A	Louisville				2	13	243	A	Little Rock			
130	H	Ball St.				3	5	41	H	Indiana				9	14	243	A	Little Rock			
111	A	Rutgers				2	8	41	H	Indiana				7	3	243	A	Little Rock			
111	A	Rutgers				6	7	41	H	Indiana				6	5	270	A	Santa Clara			
111	A	Rutgers				7	6	184	H	Indiana St.				2	5	270	A	Santa Clara			

Non-Div. I Games:

Purdue

RPI	S	Opponent	Score	
270	A	Santa Clara	12	4
270	A	Santa Clara	8	7

Purdue

P  
u  
r  
d  
u  
e

P  
u  
r  
d  
u  
e







[illegible]

**Non-Div. I Games:**

## Baldwin Wallace

15 5

## Madonna

4

6

Central Mich.

Average RPI Win:	161	WON-LOST	WINNING	LAST 10	STRENGTH OF	OPP. STRENGTH	TEAM	ADJ	CONF.	ADJ CONF.					
Average RPI Loss:	119	RECORD	PCT. RANK	GAMES	SCHEDULE	OF SCHEDULE	RPI	RPI	RPI	RPI					
DIV. I ONLY	17-18-0	.48571	160	6-4-0	67	206	117	.51241	117	15	15				
DIV. I NON-CONF.	9-8-0	.52941	130	2-0-0	97	153	110	.51827	110	19	19				
<hr/>															
TOTALS	RPI 1-25	RPI 26-50		W-L RECORDS	RPI 51-100		RPI 101-150		RPI 150+						
17-18-0	0-0-0	2-5-0		OVERALL	0-3-0		5-3-0		10-7-0						
11-7-0	0-0-0	1-2-0		HOME	0-3-0		4-0-0		6-2-0						
6-11-0	0-0-0	1-3-0		AWAY	0-0-0		1-3-0		4-5-0						
0-0-0	0-0-0	0-0-0		NEUTRAL	0-0-0		0-0-0		0-0-0						
9-8-0	0-0-0	2-5-0		NON-CONFERENCE	0-0-0		1-1-0		6-2-0						
6-3-0	0-0-0	1-2-0		HOME	0-0-0		1-0-0		4-1-0						
3-5-0	0-0-0	1-0-		AWAY	0-0-0		0-1-0		2-1-0						
0-0-0	0-0-0	0-0-0		NEUTRAL	0-0-0		0-0-0		0-0-0						
8-10-0	0-0-0	0-0-0		CONFERENCE	0-3-0		4-2-0		4-5-0						
5-4-0	0-0-0	0-0-0		HOME	0-3-0		3-0-0		2-1-0						
3-6-0	0-0-0	0-0-0		AWAY	0-0-0		1-2-0		2-4-0						
0-0-0	0-0-0	0-0-0		NEUTRAL	0-0-0		0-0-0		0-0-0						
RPI	S	Opponent	Score	RPI	S	Opponent	Score	RPI	S	Opponent	Score				
				31	H	Mercer	1 9	73	H	Tennessee Tech	3 14				
				31	H	Mercer	6 10	73	H	Tennessee Tech	13 14				
				31	H	Mercer	14 4	73	H	Tennessee Tech	8 10				
				39	A	North Carolina St.	7 3			110	H Jacksonville St.	8 4			
				39	A	North Carolina St.	3 6			110	H Jacksonville St.	6 5			
				39	A	North Carolina St.	3 9			110	H Jacksonville St.	4 0			
				46	A	Tennessee	4 18			125	A Southeast Mo. St.	11 7			
										125	A Southeast Mo. St.	0 10			
										125	A Southeast Mo. St.	3 5			
										173	H Arkansas St.	9 8			
										174	H Belmont	6 2			
										174	H Belmont	10 8			
										174	H Belmont	5 9			
										180	A Eastern Ky.	14 10			
										180	A Eastern Ky.	6 7			
										180	A Eastern Ky.	4 5			
										184	H Indiana St.	9 12			
										204	A Murray St.	12 17			
										204	A Murray St.	8 5			
										204	A Murray St.	6 8			
										212	A Southern Ill.	4 0			
										212	H Southern Ill.	10 3			
				LAST 10 GAMES						246	A Western Ky.	7 3			
				246	A	Western Ky.	7 3	174	H	Belmont	6 2	253	A	Evansville	1 6
				180	A	Eastern Ky.	14 10	174	H	Belmont	5 9	264	H	Youngstown St.	9 2
				180	A	Eastern Ky.	6 7	212	A	Southern Ill.	4 0	272	H	Illinois St.	9 4
				180	A	Eastern Ky.	4 5	125	A	Southeast Mo. St.	11 7				
				174	H	Belmont	10 8	125	A	Southeast Mo. St.	0 10				

Non-Div. I Games:

Austin Peay

Average RPI Win: 181		WON-LOST	WINNING	LAST 10	STRENGTH OF		OPP. STRENGTH	TEAM	ADJ	CONF.	ADJ CONF.
Average RPI Loss: 105		RECORD	PCT. RANK	GAMES	SCHEDULE		OF SCHEDULE	RPI	RPI	RPI	RPI
DIV. I ONLY		16-19-0	.45714	185	5-5-0		92	131	118	.51218	118
DIV. I NON-CONF.		6-17-0	.26087	263	0-3-0		40	28	179	.48615	179
TOTALS		RPI 1-25	RPI 26-50		W-L RECORDS		RPI 51-100		RPI 101-150		RPI 150+
16-19-0		0-5-0	1-1-0		OVERALL		3-3-0		1-5-0		11-5-0
9-4-0		0-1-0	0-0-0		HOME		2-1-0		1-2-0		6-0-0
7-14-0		0-3-0	1-1-0		AWAY		1-2-0		0-3-0		5-5-0
0-1-0		0-1-0	0-0-0		NEUTRAL		0-0-0		0-0-0		0-0-0
6-17-0		0-5-0	1-1-0		NON-CONFERENCE		3-3-0		1-5-0		1-3-0
3-4-0		0-1-0	0-0-0		HOME		2-1-0		1-2-0		0-0-0
3-12-0		0-3-0	1-0-		AWAY		1-2-0		0-3-0		1-3-0
0-1-0		0-1-0	0-0-0		NEUTRAL		0-0-0		0-0-0		0-0-0
10-2-0		0-0-0	0-0-0		CONFERENCE		0-0-0		0-0-0		10-2-0
6-0-0		0-0-0	0-0-0		HOME		0-0-0		0-0-0		6-0-0
4-2-0		0-0-0	0-0-0		AWAY		0-0-0		0-0-0		4-2-0
0-0-0		0-0-0	0-0-0		NEUTRAL		0-0-0		0-0-0		0-0-0
RPI S	Opponent	Score	RPI S	Opponent	Score	RPI S	Opponent	Score	RPI S	Opponent	Score
2 A	Arizona	2 3	47 A	New Mexico	3 22	62 H	Oklahoma St.	6 1	112 H	San Francisco	6 13
2 H	Arizona	3 7	47 A	New Mexico	6 1	62 H	Oklahoma St.	5 6	112 H	San Francisco	8 11
13 A	Arkansas	2 11				62 H	Oklahoma St.	4 0	112 H	San Francisco	5 4
13 A	Arkansas	1 6				80 A	Saint Mary's (CA)	11 12	135 A	Wichita St.	0 4
20 N	Long Beach St.	1 9				80 A	Saint Mary's (CA)	6 8	135 A	Wichita St.	0 1
						80 A	Saint Mary's (CA)	6 4	135 A	Wichita St.	3 5
									163 A	Pepperdine	2 7
									163 A	Pepperdine	0 1
									190 H	CSU Bakersfield	3 2
									190 H	CSU Bakersfield	8 3
									190 H	CSU Bakersfield	7 4
									216 A	Sacramento St.	2 1
									216 A	Sacramento St.	8 2
									216 A	Sacramento St.	1 7
									227 A	UNLV	4 5
									227 A	UNLV	10 8
									247 H	Northern Colo.	12 3
									247 H	Northern Colo.	12 2
									247 H	Northern Colo.	7 0
									282 A	Chicago St.	4 3
									282 A	Chicago St.	12 2
									282 A	Chicago St.	4 6
			LAST 10 GAMES								
			282 A	Chicago St.	4 3	216 A	Sacramento St.	1 7			
			282 A	Chicago St.	12 2	216 A	Sacramento St.	2 1			
			282 A	Chicago St.	4 6	13 A	Arkansas	1 6			
			2 H	Arizona	3 7	13 A	Arkansas	2 11			
			216 A	Sacramento St.	8 2	247 H	Northern Colo.	12 2			

Non-Div. I Games:

Grand Canyon

Average RPI Win:		137	WON-LOST RECORD		WINNING PCT. RANK		LAST 10 GAMES		STRENGTH OF SCHEDULE		OPP. STRENGTH OF SCHEDULE		TEAM RPI		ADJ RPI		CONF. RPI		ADJ CONF. RPI	
DIV. I ONLY			13-19-0		.40625 215		1-9-0		39		99		119		.51199 119		8		8	
DIV. I NON-CONF.			11-12-0		.47826 162		0-3-0		59		123		107		.51975 107		7		7	
TOTALS		RPI 1-25		RPI 26-50		W-L RECORDS		RPI 51-100		RPI 101-150		RPI 150+								
13-19-0		0-3-0		1-4-0		OVERALL		2-4-0		3-3-0		7-5-0								
6-10-0		0-0-0		1-3-0		HOME		0-2-0		1-2-0		4-3-0								
6-8-0		0-3-0		0-1-0		AWAY		1-1-0		2-1-0		3-2-0								
1-1-0		0-0-0		0-0-0		NEUTRAL		1-1-0		0-0-0		0-0-0								
11-12-0		0-0-0		0-2-0		NON-CONFERENCE		2-4-0		2-1-0		7-5-0								
4-6-0		0-0-0		0-1-0		HOME		0-2-0		0-0-0		4-3-0								
6-5-0		0-0-0		0-0-		AWAY		1-1-0		2-1-0		3-2-0								
1-1-0		0-0-0		0-0-0		NEUTRAL		1-1-0		0-0-0		0-0-0								
2-7-0		0-3-0		1-2-0		CONFERENCE		0-0-0		1-2-0		0-0-0								
2-4-0		0-0-0		1-2-0		HOME		0-0-0		1-2-0		0-0-0								
0-3-0		0-3-0		0-0-0		AWAY		0-0-0		0-0-0		0-0-0								
0-0-0		0-0-0		0-0-0		NEUTRAL		0-0-0		0-0-0		0-0-0								
RPI	S	Opponent		Score		RPI	S	Opponent		Score		RPI	S	Opponent		Score				
20	A	Long Beach St.		0	8	26	H	Cal St. Fullerton		1	6	51	N	Nebraska		4	5			
20	A	Long Beach St.		0	3	26	H	Cal St. Fullerton		2	15	51	N	Nebraska		4	3			
20	A	Long Beach St.		4	11	26	H	Cal St. Fullerton		3	2	61	H	Gonzaga		3	10			
						34	A	San Diego		2	10	67	A	UCLA		3	2			
						34	H	San Diego		1	14	88	H	San Diego St.		1	10			
												89	A	Loyola Marymount		8	9			
														105 A Kansas St.		0	1			
														105 A Kansas St.		5	1			
														105 A Kansas St.		11	2			
														121 H Hawaii		4	7			
														121 H Hawaii		9	2			
														121 H Hawaii		2	4			
														166 A Fresno St.		4	5			
														166 A Fresno St.		4	3			
														166 A Fresno St.		6	4			
														185 H Holy Cross		5	2			
														185 H Holy Cross		4	5			
														185 H Holy Cross		9	8			
														185 H Holy Cross		14	6			
														190 H CSU Bakersfield		5	7			
														190 H CSU Bakersfield		9	15			
														190 H CSU Bakersfield		11	2			
														227 A UNLV		11	9			
														227 A UNLV		7	8			
LAST 10 GAMES																				
						88	H	San Diego St.		1	10	20	A	Long Beach St.		0	3			
						121	H	Hawaii		4	7	20	A	Long Beach St.		4	11			
						121	H	Hawaii		9	2	20	A	Long Beach St.		0	8			
						121	H	Hawaii		2	4	89	A	Loyola Marymount		8	9			
						34	H	San Diego		1	14	26	H	Cal St. Fullerton		2	15			

Non-Div. I Games:

UC Riverside

Average RPI Win: 193		WON-LOST	WINNING	LAST 10	STRENGTH OF	OPP. STRENGTH	TEAM	ADJ	CONF.	ADJ CONF.				
Average RPI Loss: 189		RECORD	PCT. RANK	GAMES	SCHEDULE	OF SCHEDULE	RPI	RPI	RPI	RPI				
DIV. I ONLY		17-15-0	.53125	119	5-5-0	148	272	120	.5113	120	26	26		
DIV. I NON-CONF.		10-10-0	.5	145	0-3-0	61	278	91	.52719	91	25	25		
<hr/>														
TOTALS		RPI 1-25	RPI 26-50		W-L RECORDS		RPI 51-100		RPI 101-150		RPI 150+			
17-15-0		1-1-0	0-1-0		OVERALL		0-0-0		5-0-0		11-13-0			
3-1-0		0-0-0	0-0-0		HOME		0-0-0		3-0-0		0-1-0			
6-9-0		1-1-0	0-1-0		AWAY		0-0-0		1-0-0		4-7-0			
8-5-0		0-0-0	0-0-0		NEUTRAL		0-0-0		1-0-0		7-5-0			
10-10-0		1-1-0	0-1-0		NON-CONFERENCE		0-0-0		2-0-0		7-8-0			
0-1-0		0-0-0	0-0-0		HOME		0-0-0		0-0-0		0-1-0			
4-5-0		1-1-0	0-0-		AWAY		0-0-0		1-0-0		2-3-0			
6-4-0		0-0-0	0-0-0		NEUTRAL		0-0-0		1-0-0		5-4-0			
7-5-0		0-0-0	0-0-0		CONFERENCE		0-0-0		3-0-0		4-5-0			
3-0-0		0-0-0	0-0-0		HOME		0-0-0		3-0-0		0-0-0			
2-4-0		0-0-0	0-0-0		AWAY		0-0-0		0-0-0		2-4-0			
2-1-0		0-0-0	0-0-0		NEUTRAL		0-0-0		0-0-0		2-1-0			
RPI	S	Opponent	Score		RPI	S	Opponent	Score		RPI	S	Opponent	Score	
16	A	Mississippi St.	9	8	45	A	Binghamton	1	3	128	A	VCU	15	6
16	A	Mississippi St.	4	12						140	N	UMass Lowell	6	5
										150	H	Canisius	11	4
										150	H	Canisius	13	3
										150	H	Canisius	10	7
										161	H	Stony Brook	2	9
										177	A	Hartford	16	18
										184	N	Indiana St.	9	3
										184	N	Indiana St.	1	3
										189	N	Central Conn. St.	2	3
										200	A	George Mason	4	1
										200	A	George Mason	3	1
										200	A	George Mason	9	10
										210	A	Navy	2	3
										222	A	Monmouth	5	4
										222	A	Monmouth	2	7
										222	A	Monmouth	7	1
										225	A	Quinnipiac	2	4
										225	A	Quinnipiac	4	7
										225	A	Quinnipiac	0	2
										233	N	Penn	5	0
										233	N	Penn	4	5
										233	N	Penn	4	3
										261	N	Iona	10	3
										261	N	Iona	1	3
										261	N	Iona	5	1
										263	N	Bucknell	3	7
LAST 10 GAMES										233	N	Penn	4	5
					45	A	Binghamton	1	3	161	H	Stony Brook	2	9
					222	A	Monmouth	7	1	150	H	Canisius	13	3
					222	A	Monmouth	5	4	150	H	Canisius	11	4
					222	A	Monmouth	2	7	150	H	Canisius	10	7
					177	A	Hartford	16	18	225	A	Quinnipiac	2	4

Non-Div. I Games:

Marist

RPI	S	Opponent	Score	
263	N	Bucknell	5	0
263	N	Bucknell	10	8

Marist

M  
a  
r  
i  
s  
t

M  
a  
r  
i  
s  
t



Average RPI Win:	160	WON-LOST RECORD	WINNING PCT. RANK	LAST 10 GAMES	STRENGTH OF SCHEDULE	OPP. STRENGTH OF SCHEDULE	TEAM RPI	ADJ RPI	CONF. RPI	ADJ CONF. RPI	
Average RPI Loss:	95										
DIV. I ONLY	21-12-0	.63636	50	6-4-0	205	52	121	.5112	121	8	8
DIV. I NON-CONF.	18-9-0	.66667	50	3-1-0	187	40	124	.51116	124	7	7
<hr/>											
TOTALS	RPI 1-25	RPI 26-50		W-L RECORDS	RPI 51-100		RPI 101-150		RPI 150+		
21-12-0	0-0-0	4-5-0		OVERALL	1-1-0		5-5-0		11-1-0		
15-8-0	0-0-0	2-5-0		HOME	0-0-0		2-2-0		11-1-0		
5-3-0	0-0-0	2-0-0		AWAY	0-0-0		3-3-0		0-0-0		
1-1-0	0-0-0	0-0-0		NEUTRAL	1-1-0		0-0-0		0-0-0		
<hr/>											
18-9-0	0-0-0	4-5-0		NON-CONFERENCE	1-1-0		2-2-0		11-1-0		
15-8-0	0-0-0	2-5-0		HOME	0-0-0		2-2-0		11-1-0		
2-0-0	0-0-0	2-0-		AWAY	0-0-0		0-0-0		0-0-0		
1-1-0	0-0-0	0-0-0		NEUTRAL	1-1-0		0-0-0		0-0-0		
<hr/>											
3-3-0	0-0-0	0-0-0		CONFERENCE	0-0-0		3-3-0		0-0-0		
0-0-0	0-0-0	0-0-0		HOME	0-0-0		0-0-0		0-0-0		
3-3-0	0-0-0	0-0-0		AWAY	0-0-0		3-3-0		0-0-0		
0-0-0	0-0-0	0-0-0		NEUTRAL	0-0-0		0-0-0		0-0-0		
<hr/>											
RPI S	Opponent	Score	RPI S	Opponent	Score	RPI S	Opponent	Score	RPI S	Opponent	Score
			39 H	North Carolina St.	8 3	83 N	Iowa	6 7	112 H	San Francisco	1 3
			39 H	North Carolina St.	1 8	98 N	Oral Roberts	6 4	112 H	San Francisco	1 3
			39 H	North Carolina St.	0 4				112 H	San Francisco	3 2
			41 H	Indiana	5 8				112 H	San Francisco	3 2
			41 H	Indiana	11 10				119 A	UC Riverside	2 9
			41 H	Indiana	6 7				119 A	UC Riverside	7 4
			41 H	Indiana	3 4				119 A	UC Riverside	4 2
			48 A	Minnesota	11 2				142 A	Cal Poly	11 1
			48 A	Minnesota	4 0				142 A	Cal Poly	5 15
									142 A	Cal Poly	1 7
									215 H	San Jose St.	8 7
									215 H	San Jose St.	5 4
									215 H	San Jose St.	14 1
									215 H	San Jose St.	6 2
									224 H	Nevada	3 2
									224 H	Nevada	3 2
									224 H	Nevada	12 5
									224 H	Nevada	2 9
									239 H	Sacred Heart	6 5
									239 H	Sacred Heart	8 2
									239 H	Sacred Heart	4 1
									239 H	Sacred Heart	6 3
<hr/>											
			LAST 10 GAMES								
			119 A	UC Riverside	7 4	142 A	Cal Poly	11 1			
			119 A	UC Riverside	2 9	224 H	Nevada	3 2			
			119 A	UC Riverside	4 2	224 H	Nevada	2 9			
			142 A	Cal Poly	1 7	224 H	Nevada	3 2			
			142 A	Cal Poly	5 15	224 H	Nevada	12 5			

Non-Div. I Games:

Hawaii

Average RPI Win: 195		WON-LOST	WINNING	LAST 10	STRENGTH OF		OPP. STRENGTH	TEAM	ADJ	CONF.	ADJ CONF.
Average RPI Loss: 130		RECORD	PCT. RANK	GAMES	SCHEDULE		OF SCHEDULE	RPI	RPI	RPI	RPI
DIV. I ONLY		22-16-0	.57895	89	7-3-0		153	179	122	.51105	122
DIV. I NON-CONF.		12-6-0	.66667	50	2-1-0		194	221	103	.52149	103
TOTALS		RPI 1-25	RPI 26-50		W-L RECORDS		RPI 51-100		RPI 101-150		RPI 150+
22-16-0		1-1-0	0-1-0		OVERALL		2-5-0		4-4-0		15-5-0
18-4-0		0-0-0	0-0-0		HOME		1-0-0		3-2-0		14-2-0
4-12-0		1-1-0	0-1-0		AWAY		1-5-0		1-2-0		1-3-0
0-0-0		0-0-0	0-0-0		NEUTRAL		0-0-0		0-0-0		0-0-0
12-6-0		1-1-0	0-1-0		NON-CONFERENCE		1-0-0		2-0-0		8-4-0
10-2-0		0-0-0	0-0-0		HOME		1-0-0		2-0-0		7-2-0
2-4-0		1-1-0	0-0-0		AWAY		0-0-0		0-0-0		1-2-0
0-0-0		0-0-0	0-0-0		NEUTRAL		0-0-0		0-0-0		0-0-0
10-10-0		0-0-0	0-0-0		CONFERENCE		1-5-0		2-4-0		7-1-0
8-2-0		0-0-0	0-0-0		HOME		0-0-0		1-2-0		7-0-0
2-8-0		0-0-0	0-0-0		AWAY		1-5-0		1-2-0		0-1-0
0-0-0		0-0-0	0-0-0		NEUTRAL		0-0-0		0-0-0		0-0-0
RPI S	Opponent	Score		RPI S	Opponent	Score		RPI S	Opponent	Score	
14 A	LSU	4	10	37 A	Texas	5	9	57 A	Southeastern La.	5	6
15 A	Baylor	11	1					57 A	Southeastern La.	13	5
								57 A	Southeastern La.	1	4
								84 A	Sam Houston St.	4	6
								84 A	Sam Houston St.	4	9
								84 A	Sam Houston St.	1	3
								85 H	Rice	10	4
								139 A	New Orleans	9	1
								139 A	New Orleans	0	6
								139 A	New Orleans	0	2
								147 H	Houston Baptist	2	7
								147 H	Houston Baptist	10	4
								147 H	Houston Baptist	1	2
								148 H	Illinois	2	1
								148 H	Illinois	15	9
								197 H	Fairfield	19	9
								197 H	Fairfield	5	1
								197 H	Fairfield	6	7
								197 H	Fairfield	2	6
								207 H	A&M-Corpus Christi	8	2
								207 H	A&M-Corpus Christi	6	4
								207 H	A&M-Corpus Christi	4	2
								226 H	Milwaukee	2	1
								226 H	Milwaukee	6	0
								231 A	UTRGV	1	3
								231 A	UTRGV	5	6
								231 A	UTRGV	5	1
								235 A	Northwestern St.	9	11
								235 H	Northwestern St.	12	6
								260 H	Incarnate Word	3	1
								260 H	Incarnate Word	9	6
								260 H	Incarnate Word	5	2
								274 H	Texas Southern	5	2
								280 H	Grambling	11	2
LAST 10 GAMES				14 A	LSU	4	10	139 A	New Orleans	9	1
				207 H	A&M-Corpus Christi	6	4	139 A	New Orleans	0	6
				207 H	A&M-Corpus Christi	8	2	139 A	New Orleans	0	2
				207 H	A&M-Corpus Christi	4	2	15 A	Baylor	11	1
				280 H	Grambling	11	2	147 H	Houston Baptist	10	4

Non-Div. I Games:

Lamar University

RPI	S	Opponent	Score	
284	H	Prairie View	15	7

Lamar University

L  
a  
m  
a  
r  
U  
n  
i  
v  
e  
r  
s  
i  
t  
y

L  
a  
m  
a  
r  
U  
n  
i  
v  
e  
r  
s  
i  
t  
y

Average RPI Win: 197		WON-LOST	WINNING	LAST 10	STRENGTH OF		OPP. STRENGTH	TEAM	ADJ	CONF.	ADJ CONF.
Average RPI Loss: 75		RECORD	PCT. RANK	GAMES	SCHEDULE		OF SCHEDULE	RPI	RPI	RPI	RPI
DIV. I ONLY		20-15-0	.57143	94	4-2-0		170	145	123	.51093	123
DIV. I NON-CONF.		12-14-0	.46154	178	0-1-0		169	63	187	.48283	187
TOTALS		RPI 1-25	RPI 26-50		W-L RECORDS		RPI 51-100		RPI 101-150		RPI 150+
20-15-0		0-4-0	1-4-0		OVERALL		4-2-0		1-2-0		14-3-0
12-5-0		0-1-0	0-1-0		HOME		3-1-0		0-0-0		9-2-0
8-8-0		0-2-0	1-2-0		AWAY		1-1-0		1-2-0		5-1-0
0-2-0		0-1-0	0-1-0		NEUTRAL		0-0-0		0-0-0		0-0-0
12-14-0		0-4-0	1-4-0		NON-CONFERENCE		4-2-0		1-2-0		6-2-0
9-5-0		0-1-0	0-1-0		HOME		3-1-0		0-0-0		6-2-0
3-7-0		0-2-0	1-0-		AWAY		1-1-0		1-2-0		0-0-0
0-2-0		0-1-0	0-1-0		NEUTRAL		0-0-0		0-0-0		0-0-0
8-1-0		0-0-0	0-0-0		CONFERENCE		0-0-0		0-0-0		8-1-0
3-0-0		0-0-0	0-0-0		HOME		0-0-0		0-0-0		3-0-0
5-1-0		0-0-0	0-0-0		AWAY		0-0-0		0-0-0		5-1-0
0-0-0		0-0-0	0-0-0		NEUTRAL		0-0-0		0-0-0		0-0-0
RPI S	Opponent	Score	RPI S	Opponent	Score	RPI S	Opponent	Score	RPI S	Opponent	Score
2 A	Arizona	3 6	47 H	New Mexico	3 5	69 A	BYU	8 6	107 A	UC Santa Barbara	7 3
4 A	Texas Tech	1 16	47 N	New Mexico	2 8	82 H	Yale	1 3	107 A	UC Santa Barbara	0 8
4 H	Texas Tech	4 15	49 A	Utah	3 0	82 H	Yale	7 3	107 A	UC Santa Barbara	2 7
4 N	Texas Tech	4 6	49 A	Utah	1 5	82 H	Yale	16 5	156 H	Bryant	20 7
			49 A	Utah	1 5	82 H	Yale	18 5	156 H	Bryant	7 13
						95 A	Arizona St.	5 12	156 H	Bryant	3 6
									156 H	Bryant	4 3
									216 A	Sacramento St.	5 2
									216 A	Sacramento St.	1 2
									216 A	Sacramento St.	8 4
									231 H	UTRGV	10 2
									231 H	UTRGV	7 4
									231 H	UTRGV	15 5
									278 A	Seattle U	8 5
									278 A	Seattle U	6 2
									278 A	Seattle U	6 4
									299 H	Mt. St. Mary's	13 2
									299 H	Mt. St. Mary's	25 4
									299 H	Mt. St. Mary's	29 1
									299 H	Mt. St. Mary's	6 3
LAST 10 GAMES											
4 N	Texas Tech	4 6	231 H	UTRGV	7 4						
216 A	Sacramento St.	5 2	231 H	UTRGV	10 2						
216 A	Sacramento St.	1 2	4 H	Texas Tech	4 15						
216 A	Sacramento St.	8 4	278 A	Seattle U	6 4						
231 H	UTRGV	15 5	278 A	Seattle U	8 5						

Non-Div. I Games: Benedictine Mesa 8 6 Sul Ross St. 19 9 Benedictine Mesa 10 7 New Mexico St.

U  
T  
A  
r  
l  
i  
n  
g  
t  
o  
n

UT Arlington

S  
o  
u  
t  
h  
e  
a  
s  
t  
M  
o  
.  
S  
t  
.

Southeast Mo. St.

RPI	S	Opponent	Score	
271	H	Western Ill.	5	4
271	H	Western Ill.	5	1
271	H	Western Ill.	22	2

Southeast Mo. St.

S  
o  
u  
t  
h  
e  
a  
s  
t  
M  
o  
.  
S  
t  
.

S  
o  
u  
t  
h  
e  
a  
s  
t  
M  
o  
.  
S  
t  
.

[illegible]

**Non-Div. I Games:**

North Florida



Average RPI Win: 131		WON-LOST	WINNING	LAST 10	STRENGTH OF		OPP. STRENGTH	TEAM	ADJ	CONF.	ADJ CONF.
Average RPI Loss: 78		RECORD	PCT. RANK	GAMES	SCHEDULE		OF SCHEDULE	RPI	RPI	RPI	RPI
DIV. I ONLY		14-20-0	.41176	210	0-1-0		38	105	127	.50943	127
DIV. I NON-CONF.		12-16-0	.42857	195	0-1-0		14	112	99	.52469	99
TOTALS		RPI 1-25	RPI 26-50		W-L RECORDS		RPI 51-100		RPI 101-150		RPI 150+
14-20-0		2-4-0	1-7-0		OVERALL		5-3-0		2-4-0		4-2-0
8-10-0		2-4-0	1-1-0		HOME		1-2-0		1-2-0		3-1-0
5-8-0		0-0-0	0-4-0		AWAY		3-1-0		1-2-0		1-1-0
1-2-0		0-0-0	0-2-0		NEUTRAL		1-0-0		0-0-0		0-0-0
12-16-0		2-4-0	1-7-0		NON-CONFERENCE		5-3-0		0-0-0		4-2-0
7-8-0		2-4-0	1-1-0		HOME		1-2-0		0-0-0		3-1-0
4-6-0		0-0-0	0-0-		AWAY		3-1-0		0-0-0		1-1-0
1-2-0		0-0-0	0-2-0		NEUTRAL		1-0-0		0-0-0		0-0-0
2-4-0		0-0-0	0-0-0		CONFERENCE		0-0-0		2-4-0		0-0-0
1-2-0		0-0-0	0-0-0		HOME		0-0-0		1-2-0		0-0-0
1-2-0		0-0-0	0-0-0		AWAY		0-0-0		1-2-0		0-0-0
0-0-0		0-0-0	0-0-0		NEUTRAL		0-0-0		0-0-0		0-0-0
RPI S	Opponent	Score	RPI S	Opponent	Score	RPI S	Opponent	Score	RPI S	Opponent	Score
10 H	TCU	11 2	34 A	San Diego	6 14	67 A	UCLA	5 3	107 A	UC Santa Barbara	8 7
10 H	TCU	6 3	38 A	Oregon	2 7	77 A	Southern California	14 3	107 A	UC Santa Barbara	3 11
10 H	TCU	7 16	38 A	Oregon	1 10	77 H	Southern California	7 9	107 A	UC Santa Barbara	7 8
19 H	Houston	3 4	38 A	Oregon	3 6	88 A	San Diego St.	3 9	142 H	Cal Poly	2 3
19 H	Houston	4 5	38 N	Oregon	5 11	88 H	San Diego St.	7 5	142 H	Cal Poly	5 6
19 H	Houston	3 7	46 N	Tennessee	9 10	89 A	Loyola Marymount	7 6	142 H	Cal Poly	3 2
			48 H	Minnesota	7 5	89 H	Loyola Marymount	2 4	190 H	CSU Bakersfield	2 14
			48 H	Minnesota	8 9	99 N	Notre Dame	18 4	275 H	Portland	6 3
									275 H	Portland	3 1
									275 H	Portland	5 3
									278 A	Seattle U	3 2
									278 A	Seattle U	2 8
LAST 10 GAMES											
77 H	Southern California	7 9	88 A	San Diego St.	3 9						
77 A	Southern California	14 3	38 A	Oregon	2 7						
107 A	UC Santa Barbara	7 8	38 A	Oregon	3 6						
107 A	UC Santa Barbara	8 7	38 A	Oregon	1 10						
107 A	UC Santa Barbara	3 11	190 H	CSU Bakersfield	2 14						

Non-Div. I Games:

UC Irvine

V  
C  
U

VCU

RPI	S	Opponent	Score	
269	H	La Salle	8	1
269	H	La Salle	7	0
269	H	La Salle	3	0

VCU

V  
C  
U

V  
C  
U

William & Mary

William & Mary

Ball St.

Average RPI Win: 229		WON-LOST RECORD		WINNING PCT. RANK		LAST 10 GAMES		STRENGTH OF SCHEDULE		OPP. STRENGTH OF SCHEDULE		TEAM RPI		ADJ RPI		CONF. RPI		ADJ CONF. RPI	
DIV. I ONLY		24-8-0		.75 14		8-1-0		286		211		130		.50679 130		23		23	
DIV. I NON-CONF.		11-6-0		.64706 62		2-0-0		249		167		90		.5272 90		20		20	
TOTALS		RPI 1-25		RPI 26-50		W-L RECORDS		RPI 51-100		RPI 101-150		RPI 150+							
24-8-0		2-1-0		0-0-0		OVERALL		0-3-0		0-1-0		22-3-0							
16-2-0		0-0-0		0-0-0		HOME		0-0-0		0-0-0		16-2-0							
6-5-0		2-1-0		0-0-0		AWAY		0-3-0		0-1-0		4-0-0							
2-1-0		0-0-0		0-0-0		NEUTRAL		0-0-0		0-0-0		2-1-0							
11-6-0		2-1-0		0-0-0		NON-CONFERENCE		0-3-0		0-1-0		9-1-0							
3-0-0		0-0-0		0-0-0		HOME		0-0-0		0-0-0		3-0-0							
6-5-0		2-1-0		0-0-		AWAY		0-3-0		0-1-0		4-0-0							
2-1-0		0-0-0		0-0-0		NEUTRAL		0-0-0		0-0-0		2-1-0							
13-2-0		0-0-0		0-0-0		CONFERENCE		0-0-0		0-0-0		13-2-0							
13-2-0		0-0-0		0-0-0		HOME		0-0-0		0-0-0		13-2-0							
0-0-0		0-0-0		0-0-0		AWAY		0-0-0		0-0-0		0-0-0							
0-0-0		0-0-0		0-0-0		NEUTRAL		0-0-0		0-0-0		0-0-0							
RPI	S	Opponent		Score		RPI	S	Opponent		Score		RPI	S	Opponent		Score			
22	A	Vanderbilt		5	3			56	A	Missouri	2	7	139	A	New Orleans		5	8	
22	A	Vanderbilt		5	2			56	A	Missouri	10	11	171	H	Valparaiso		2	4	
22	A	Vanderbilt		2	6			56	A	Missouri	4	6	171	H	Valparaiso		8	1	
													171	H	Valparaiso		10	7	
													226	H	Milwaukee		8	7	
													226	H	Milwaukee		5	0	
													226	H	Milwaukee		11	4	
													232	H	Oakland		5	1	
													232	H	Oakland		14	7	
													232	H	Oakland		3	6	
													255	H	Northern Ky.		7	2	
													255	H	Northern Ky.		4	0	
													255	H	Northern Ky.		5	2	
													256	A	Northern Ill.		17	3	
													256	H	Northern Ill.		6	1	
													257	A	Northwestern		9	2	
													257	A	Northwestern		7	1	
													257	H	Northwestern		3	0	
													264	H	Youngstown St.		1	0	
													264	H	Youngstown St.		10	2	
													264	H	Youngstown St.		3	0	
						LAST 10 GAMES							280	N	Grambling		9	3	
						255	H	Northern Ky.		7	2		232	H	Oakland		3	6	
						255	H	Northern Ky.		4	0		232	H	Oakland		5	1	
						255	H	Northern Ky.		5	2		257	H	Northwestern		3	0	
						256	A	Northern Ill.		17	3		226	H	Milwaukee		8	7	
						232	H	Oakland		14	7		226	H	Milwaukee		5	0	
													282	A	Chicago St.		4	3	
													282	H	Chicago St.		8	0	
													284	N	Prairie View		6	1	
													284	N	Prairie View		4	5	

Non-Div. I Games:	Viterbo	9	2
-------------------	---------	---	---

### Ill.-Chicago

Average RPI Win:	171	WON-LOST RECORD	WINNING PCT. RANK	LAST 10 GAMES	STRENGTH OF SCHEDULE	OPP. STRENGTH OF SCHEDULE	TEAM RPI	ADJ RPI	CONF. RPI	ADJ CONF. RPI		
DIV. I ONLY		16-18-0	.47059	171	2-8-0	125	80	132	.50654	132	4	4
DIV. I NON-CONF.		14-8-0	.63636	65	1-2-0	134	240	76	.53747	76	2	2
<hr/>												
TOTALS	RPI 1-25	RPI 26-50		W-L RECORDS		RPI 51-100		RPI 101-150		RPI 150+		
16-18-0	1-3-0	0-0-0		OVERALL		3-11-0		3-0-0		9-4-0		
12-3-0	1-2-0	0-0-0		HOME		0-0-0		3-0-0		8-1-0		
4-15-0	0-1-0	0-0-0		AWAY		3-11-0		0-0-0		1-3-0		
0-0-0	0-0-0	0-0-0		NEUTRAL		0-0-0		0-0-0		0-0-0		
<hr/>												
14-8-0	0-1-0	0-0-0		NON-CONFERENCE		2-3-0		3-0-0		9-4-0		
11-1-0	0-0-0	0-0-0		HOME		0-0-0		3-0-0		8-1-0		
3-7-0	0-1-0	0-0-		AWAY		2-3-0		0-0-0		1-3-0		
0-0-0	0-0-0	0-0-0		NEUTRAL		0-0-0		0-0-0		0-0-0		
<hr/>												
2-10-0	1-2-0	0-0-0		CONFERENCE		1-8-0		0-0-0		0-0-0		
1-2-0	1-2-0	0-0-0		HOME		0-0-0		0-0-0		0-0-0		
1-8-0	0-0-0	0-0-0		AWAY		1-8-0		0-0-0		0-0-0		
0-0-0	0-0-0	0-0-0		NEUTRAL		0-0-0		0-0-0		0-0-0		
<hr/>												
RPI	S	Opponent	Score	RPI	S	Opponent	Score	RPI	S	Opponent	Score	
2	H	Arizona	5 19					61	A	Gonzaga	4 9	
2	H	Arizona	5 6					77	A	Southern California	4 1	
2	H	Arizona	9 3					77	A	Southern California	2 4	
20	A	Long Beach St.	7 8					77	A	Southern California	3 12	
								79	A	California	2 7	
								79	A	California	5 9	
								79	A	California	2 12	
								89	A	Loyola Marymount	3 7	
								89	A	Loyola Marymount	5 18	
								89	A	Loyola Marymount	7 4	
								89	A	Loyola Marymount	6 3	
								95	A	Arizona St.	5 6	
								95	A	Arizona St.	4 5	
								95	A	Arizona St.	7 10	

Non-Div. I Games:

Washington St.

Average RPI Win:	184	WON-LOST RECORD	WINNING PCT. RANK	LAST 10 GAMES	STRENGTH OF SCHEDULE	OPP. STRENGTH OF SCHEDULE	TEAM RPI	ADJ RPI	CONF. RPI	ADJ CONF. RPI	
DIV. I ONLY	16-17-0	.48485	163	0-1-0	129	176	133	.50635	133	22	22
DIV. I NON-CONF.	7-14-0	.33333	241	0-1-0	146	156	208	.47175	208	23	23
<hr/>											
TOTALS	RPI 1-25	RPI 26-50		W-L RECORDS	RPI 51-100		RPI 101-150		RPI 150+		
16-17-0	0-0-0	0-3-0		OVERALL	1-3-0		4-7-0		11-4-0		
5-4-0	0-0-0	0-0-0		HOME	0-1-0		0-2-0		5-1-0		
7-9-0	0-0-0	0-3-0		AWAY	1-2-0		3-4-0		3-0-0		
4-4-0	0-0-0	0-0-0		NEUTRAL	0-0-0		1-1-0		3-3-0		
7-14-0	0-0-0	0-3-0		NON-CONFERENCE	1-3-0		3-5-0		3-3-0		
0-3-0	0-0-0	0-0-0		HOME	0-1-0		0-2-0		0-0-0		
3-7-0	0-0-0	0-0-		AWAY	1-2-0		2-2-0		0-0-0		
4-4-0	0-0-0	0-0-0		NEUTRAL	0-0-0		1-1-0		3-3-0		
9-3-0	0-0-0	0-0-0		CONFERENCE	0-0-0		1-2-0		8-1-0		
5-1-0	0-0-0	0-0-0		HOME	0-0-0		0-0-0		5-1-0		
4-2-0	0-0-0	0-0-0		AWAY	0-0-0		1-2-0		3-0-0		
0-0-0	0-0-0	0-0-0		NEUTRAL	0-0-0		0-0-0		0-0-0		
RPI	S	Opponent	Score	RPI	S	Opponent	Score	RPI	S	Opponent	Score
				32	A	Southern Miss.	4 9	63	H	Rhode Island	3 7
				32	A	Southern Miss.	7 8	96	A	Cincinnati	2 4
				32	A	Southern Miss.	1 14	96	A	Cincinnati	8 10
								96	A	Cincinnati	6 3
										108	H Boston College
										108	H Boston College
										116	N Central Mich.
										126	A North Florida
										126	A North Florida
										126	A North Florida
										126	A North Florida
										130	N Ball St.
										149	A Elon
										149	A Elon
										149	A Elon
										164	H Col. of Charleston
										164	H Col. of Charleston
										164	H Col. of Charleston
										182	N Western Mich.
										183	H Delaware
										183	H Delaware
										183	H Delaware
										195	N Toledo
										236	A Towson
										236	A Towson
										236	A Towson
										241	N Massachusetts
										263	N Bucknell
										282	N Chicago St.
										286	N Lehigh

Non-Div. I Games:

Northeastern



Average RPI Win: 167		WON-LOST RECORD	WINNING PCT. RANK	LAST 10 GAMES	STRENGTH OF SCHEDULE	OPP. STRENGTH OF SCHEDULE	TEAM RPI	ADJ RPI	CONF. RPI	ADJ CONF. RPI				
Average RPI Loss: 134														
DIV. I ONLY		21-17-0	.55263 108	5-5-0	216	127	134	.50631 134	13	13				
DIV. I NON-CONF.		18-14-0	.5625 108	2-2-0	195	131	114	.51654 114	18	18				
<hr/>														
TOTALS		RPI 1-25	RPI 26-50		W-L RECORDS		RPI 51-100		RPI 101-150		RPI 150+			
21-17-0		0-1-0	2-4-0		OVERALL		5-3-0		2-2-0		12-7-0			
11-2-0		0-0-0	0-0-0		HOME		3-1-0		0-0-0		8-1-0			
8-12-0		0-1-0	2-4-0		AWAY		2-2-0		2-1-0		2-3-0			
2-3-0		0-0-0	0-0-0		NEUTRAL		0-0-0		0-0-0		2-3-0			
18-14-0		0-1-0	2-4-0		NON-CONFERENCE		3-2-0		2-2-0		11-5-0			
9-1-0		0-0-0	0-0-0		HOME		1-0-0		0-0-0		8-1-0			
7-10-0		0-1-0	2-0-		AWAY		2-2-0		2-2-0		1-1-0			
2-3-0		0-0-0	0-0-0		NEUTRAL		0-0-0		0-0-0		2-3-0			
3-3-0		0-0-0	0-0-0		CONFERENCE		2-1-0		0-0-0		1-2-0			
2-1-0		0-0-0	0-0-0		HOME		2-1-0		0-0-0		0-0-0			
1-2-0		0-0-0	0-0-0		AWAY		0-0-0		0-0-0		1-2-0			
0-0-0		0-0-0	0-0-0		NEUTRAL		0-0-0		0-0-0		0-0-0			
RPI	S	Opponent	Score		RPI	S	Opponent	Score		RPI	S	Opponent	Score	
5	A	Louisville	4	13	32	A	Southern Miss.	0	2	58	A	Wright St.	7	8
					32	A	Southern Miss.	2	0	58	H	Wright St.	7	4
					32	A	Southern Miss.	0	10	92	H	Seton Hall	2	1
					44	A	Charlotte	1	7	92	H	Seton Hall	3	6
					44	A	Charlotte	1	2	92	H	Seton Hall	9	0
					44	A	Charlotte	7	6	96	A	Cincinnati	9	1
										100	A	Georgia	6	11
										100	A	Georgia	8	7

Non-Div. I Games:

Xavier

Average RPI Win: 176		WON-LOST	WINNING	LAST 10	STRENGTH OF		OPP. STRENGTH	TEAM	ADJ	CONF.	ADJ CONF.
Average RPI Loss: 72		RECORD	PCT. RANK	GAMES	SCHEDULE		OF SCHEDULE	RPI	RPI	RPI	RPI
DIV. I ONLY		18-18-0	.5	145	5-5-0		117	73	135	.50519	135
DIV. I NON-CONF.		15-15-0	.5	145	2-2-0		85	50	121	.51285	121
TOTALS		RPI 1-25	RPI 26-50		W-L RECORDS		RPI 51-100		RPI 101-150		RPI 150+
18-18-0		1-6-0	0-3-0		OVERALL		2-5-0		4-2-0		11-2-0
15-6-0		0-3-0	0-0-0		HOME		1-1-0		3-0-0		11-2-0
3-12-0		1-3-0	0-3-0		AWAY		1-4-0		1-2-0		0-0-0
0-0-0		0-0-0	0-0-0		NEUTRAL		0-0-0		0-0-0		0-0-0
15-15-0		1-6-0	0-3-0		NON-CONFERENCE		1-3-0		4-2-0		9-1-0
13-5-0		0-3-0	0-0-0		HOME		1-1-0		3-0-0		9-1-0
2-10-0		1-3-0	0-0-0		AWAY		0-2-0		1-2-0		0-0-0
0-0-0		0-0-0	0-0-0		NEUTRAL		0-0-0		0-0-0		0-0-0
3-3-0		0-0-0	0-0-0		CONFERENCE		1-2-0		0-0-0		2-1-0
2-1-0		0-0-0	0-0-0		HOME		0-0-0		0-0-0		2-1-0
1-2-0		0-0-0	0-0-0		AWAY		1-2-0		0-0-0		0-0-0
0-0-0		0-0-0	0-0-0		NEUTRAL		0-0-0		0-0-0		0-0-0
RPI S	Opponent	Score	RPI S	Opponent	Score	RPI S	Opponent	Score	RPI S	Opponent	Score
4 H	Texas Tech	5 10	35 A	Louisiana Tech	2 6	62 H	Oklahoma St.	3 6	118 H	Grand Canyon	1 0
4 H	Texas Tech	1 3	35 A	Louisiana Tech	10 12	86 A	Bradley	5 6	118 H	Grand Canyon	5 3
4 H	Texas Tech	1 4	35 A	Louisiana Tech	1 15	86 A	Bradley	8 5	118 H	Grand Canyon	4 0
14 A	LSU	5 12				86 A	Bradley	10 11	142 A	Cal Poly	2 0
14 A	LSU	1 6				91 A	Kansas	6 8	142 A	Cal Poly	4 5
14 A	LSU	2 9				91 H	Kansas	8 0	142 A	Cal Poly	0 3
25 A	Oklahoma	4 2				98 A	Oral Roberts	4 7	171 H	Valparaiso	4 3
									171 H	Valparaiso	3 2
									171 H	Valparaiso	4 3
									212 H	Southern Ill.	8 11
									212 H	Southern Ill.	17 7
									212 H	Southern Ill.	7 0
									216 H	Sacramento St.	2 3
									247 H	Northern Colo.	11 5
									247 H	Northern Colo.	10 4
									254 H	Utah Valley	6 5
									254 H	Utah Valley	16 2
									254 H	Utah Valley	4 3
									283 H	Omaha	8 0
LAST 10 GAMES											
91 H	Kansas	8 0	212 H	Southern Ill.	17 7						
86 A	Bradley	8 5	212 H	Southern Ill.	8 11						
86 A	Bradley	10 11	212 H	Southern Ill.	7 0						
86 A	Bradley	5 6	62 H	Oklahoma St.	3 6						
91 A	Kansas	6 8	171 H	Valparaiso	4 3						

Non-Div. I Games:

Wichita St.

Average RPI Win: 145		WON-LOST	WINNING	LAST 10	STRENGTH OF	OPP. STRENGTH	TEAM	ADJ	CONF.	ADJ CONF.					
Average RPI Loss: 120		RECORD	PCT. RANK	GAMES	SCHEDULE	OF SCHEDULE	RPI	RPI	RPI	RPI					
DIV. I ONLY		19-15-0	.55882	101	6-4-0	132	112	136	.50518	136	10	10			
DIV. I NON-CONF.		17-8-0	.68	47	6-0-0	219	72	104	.52141	104	13	13			
<hr/>															
TOTALS		RPI 1-25		RPI 26-50		W-L RECORDS		RPI 51-100		RPI 101-150		RPI 150+			
19-15-0		0-0-0		2-2-0		OVERALL		1-2-0		7-5-0		9-6-0			
15-9-0		0-0-0		1-0-0		HOME		0-0-0		7-5-0		7-4-0			
4-6-0		0-0-0		1-2-0		AWAY		1-2-0		0-0-0		2-2-0			
0-0-0		0-0-0		0-0-0		NEUTRAL		0-0-0		0-0-0		0-0-0			
<hr/>															
17-8-0		0-0-0		1-0-0		NON-CONFERENCE		1-2-0		7-2-0		8-4-0			
14-4-0		0-0-0		1-0-0		HOME		0-0-0		7-2-0		6-2-0			
3-4-0		0-0-0		0-0-		AWAY		1-2-0		0-0-0		2-2-0			
0-0-0		0-0-0		0-0-0		NEUTRAL		0-0-0		0-0-0		0-0-0			
<hr/>															
2-7-0		0-0-0		1-2-0		CONFERENCE		0-0-0		0-3-0		1-2-0			
1-5-0		0-0-0		0-0-0		HOME		0-0-0		0-3-0		1-2-0			
1-2-0		0-0-0		1-2-0		AWAY		0-0-0		0-0-0		0-0-0			
0-0-0		0-0-0		0-0-0		NEUTRAL		0-0-0		0-0-0		0-0-0			
<hr/>															
RPI	S	Opponent	Score	RPI	S	Opponent	Score	RPI	S	Opponent	Score				
				31	A	Mercer	2 5	75	A	Florida A&M	3 7	101	H	Western Caro.	6 11
				31	A	Mercer	6 10	75	A	Florida A&M	12 13	101	H	Western Caro.	6 9
				31	A	Mercer	9 2	75	A	Florida A&M	10 8	101	H	Western Caro.	4 5
				46	H	Tennessee	10 2					103	H	Virginia Tech	7 4
												114	H	Marshall	3 9
												116	H	Central Mich.	18 6
												116	H	Central Mich.	7 8
												116	H	Central Mich.	7 6
												129	H	William & Mary	8 6
												129	H	William & Mary	9 3
												129	H	William & Mary	15 3
												138	H	Appalachian St.	5 4
												151	A	Radford	3 4
												169	H	Gardner-Webb	19 4
												169	H	Gardner-Webb	1 5
												169	H	Gardner-Webb	5 4
												175	H	UNCG	7 9
												175	H	UNCG	11 0
												175	H	UNCG	3 12
												182	H	Western Mich.	12 8
												182	H	Western Mich.	12 7
												182	H	Western Mich.	1 11
				LAST 10 GAMES								182	H	Western Mich.	
				103	H	Virginia Tech	7 4	101	H	Western Caro.	6 11	201	A	Miami (OH)	2 1
				129	H	William & Mary	8 6	101	H	Western Caro.	6 9	201	A	Miami (OH)	14 0
				129	H	William & Mary	9 3	101	H	Western Caro.	4 5	201	A	Miami (OH)	2 4
				129	H	William & Mary	15 3	138	H	Appalachian St.	5 4	232	H	Oakland	9 7
				46	H	Tennessee	10 2	175	H	UNCG	3 12	232	H	Oakland	10 2

Non-Div. I Games:

ETSU

SFA

Average RPI Win: 214		WON-LOST	WINNING	LAST 10	STRENGTH OF	OPP. STRENGTH	TEAM	ADJ	CONF.	ADJ CONF.							
Average RPI Loss: 100		RECORD	PCT. RANK	GAMES	SCHEDULE	OF SCHEDULE	RPI	RPI	RPI	RPI							
DIV. I ONLY		22-17-0	.5641	100	6-4-0	180	166	137	.50435	137	12	12					
DIV. I NON-CONF.		10-13-0	.43478	194	0-3-0	231	171	232	.45284	232	16	16					
<hr/>																	
TOTALS		RPI 1-25		RPI 26-50		W-L RECORDS		RPI 51-100		RPI 101-150		RPI 150+					
22-17-0		0-4-0		1-2-0		OVERALL		2-1-0		3-8-0		16-2-0					
18-4-0		0-0-0		1-0-0		HOME		2-1-0		2-2-0		13-1-0					
4-13-0		0-4-0		0-2-0		AWAY		0-0-0		1-6-0		3-1-0					
0-0-0		0-0-0		0-0-0		NEUTRAL		0-0-0		0-0-0		0-0-0					
10-13-0		0-1-0		1-2-0		NON-CONFERENCE		0-0-0		2-8-0		7-2-0					
10-3-0		0-0-0		1-0-0		HOME		0-0-0		2-2-0		7-1-0					
0-10-0		0-1-0		0-0-		AWAY		0-0-0		0-6-0		0-1-0					
0-0-0		0-0-0		0-0-0		NEUTRAL		0-0-0		0-0-0		0-0-0					
12-4-0		0-3-0		0-0-0		CONFERENCE		2-1-0		1-0-0		9-0-0					
8-1-0		0-0-0		0-0-0		HOME		2-1-0		0-0-0		6-0-0					
4-3-0		0-3-0		0-0-0		AWAY		0-0-0		1-0-0		3-0-0					
0-0-0		0-0-0		0-0-0		NEUTRAL		0-0-0		0-0-0		0-0-0					
RPI	S	Opponent		Score		RPI	S	Opponent		Score		RPI	S	Opponent		Score	
15	A	Baylor		1	2	35	A	Louisiana Tech		8	10	84	H	Sam Houston St.		2	3
17	A	McNeese		1	11	35	H	Louisiana Tech		6	2	84	H	Sam Houston St.		12	2
17	A	McNeese		1	4	36	A	Texas A&M		5	6	84	H	Sam Houston St.		5	1
17	A	McNeese		4	8												

Non-Div. I Games:

SFA

RPI	S	Opponent	Score	
280	H	Grambling	9	2
294	H	Mississippi Val.	8	2

S  
F  
A

S  
F  
A

SFA

Average RPI Win:		177	WON-LOST RECORD		WINNING PCT. RANK		LAST 10 GAMES		STRENGTH OF SCHEDULE		OPP. STRENGTH OF SCHEDULE		TEAM RPI		ADJ RPI		CONF. RPI		ADJ CONF. RPI	
DIV. I ONLY			14-23-0		.37838 231		3-7-0		71		126		138		.50407 138		11		11	
DIV. I NON-CONF.			10-12-0		.45455 182		1-2-0		66		87		87		.52991 87		11		11	
TOTALS		RPI 1-25		RPI 26-50		W-L RECORDS		RPI 51-100		RPI 101-150		RPI 150+								
14-23-0		0-1-0		0-2-0		OVERALL		1-6-0		2-6-0		11-8-0								
2-7-0		0-1-0		0-0-0		HOME		0-0-0		0-3-0		2-3-0								
9-13-0		0-0-0		0-1-0		AWAY		1-6-0		1-3-0		7-3-0								
3-3-0		0-0-0		0-1-0		NEUTRAL		0-0-0		1-0-0		2-2-0								
10-12-0		0-1-0		0-2-0		NON-CONFERENCE		0-4-0		1-1-0		9-4-0								
2-1-0		0-1-0		0-0-0		HOME		0-0-0		0-0-0		2-0-0								
5-8-0		0-0-0		0-0-		AWAY		0-4-0		0-1-0		5-2-0								
3-3-0		0-0-0		0-1-0		NEUTRAL		0-0-0		1-0-0		2-2-0								
4-11-0		0-0-0		0-0-0		CONFERENCE		1-2-0		1-5-0		2-4-0								
0-6-0		0-0-0		0-0-0		HOME		0-0-0		0-3-0		0-3-0								
4-5-0		0-0-0		0-0-0		AWAY		1-2-0		1-2-0		2-1-0								
0-0-0		0-0-0		0-0-0		NEUTRAL		0-0-0		0-0-0		0-0-0								
RPI	S	Opponent		Score		RPI	S	Opponent		Score		RPI	S	Opponent		Score				
12	H	Wake Forest		4	5	27	A	South Carolina		4	8	56	A	Missouri		2	3			
						30	N	St. John's (NY)		3	7	56	A	Missouri		1	7			
												56	A	Missouri		0	4			
												59	A	Louisiana		3	4			
												59	A	Louisiana		12	4			
												59	A	Louisiana		0	3			
												81	A	East Carolina		0	4			
														136 A ETSU		4	5			
														151 A Radford		7	5			
														151 H Radford		13	9			
														167 H Texas St.		4	7			
														167 H Texas St.		0	2			
														167 H Texas St.		3	6			
														169 A Gardner-Webb		4	2			
														169 A Gardner-Webb		5	4			
														169 A Gardner-Webb		5	1			
														176 N VMI		5	11			
														176 N VMI		3	1			
														179 A UNCW		5	6			
														191 A Davidson		6	12			
														200 N George Mason		1	3			
														206 H UNC Asheville		4	3			
														243 A Little Rock		3	2			
														243 A Little Rock		2	6			
														243 A Little Rock		7	6			
														265 A N.C. Central		7	5			
														265 N N.C. Central		9	5			
LAST 10 GAMES																				
151	A	Radford		7	5	124	H	UT Arlington		5	6	243	A	Little Rock		3	2			
109	A	Ga. Southern		4	6	124	H	UT Arlington		2	5	243	A	Little Rock		2	6			
109	A	Ga. Southern		7	3	124	H	UT Arlington		1	18	243	A	Little Rock		7	6			
109	A	Ga. Southern		2	6	136	A	ETSU		4	5	265	A	N.C. Central		7	5			
191	A	Davidson		6	12	243	A	Little Rock		3	2	265	N	N.C. Central		9	5			

**Non-Div. I Games:**

Appalachian St.

Average RPI Win:		189	WON-LOST RECORD		WINNING PCT. RANK		LAST 10 GAMES		STRENGTH OF SCHEDULE		OPP. STRENGTH OF SCHEDULE		TEAM RPI		ADJ RPI		CONF. RPI		ADJ CONF. RPI				
Average RPI Loss:		76																					
DIV. I ONLY			19-18-0		.51351 135		4-6-0		94		135		139		.50253 139		12		12				
DIV. I NON-CONF.			11-8-0		.57895 96		1-1-0		49		211		95		.52524 95		16		16				
TOTALS		RPI 1-25		RPI 26-50		W-L RECORDS		RPI 51-100		RPI 101-150		RPI 150+											
19-18-0		2-5-0		0-2-0		OVERALL		1-5-0		4-3-0		12-3-0											
17-8-0		1-0-0		0-1-0		HOME		1-3-0		4-3-0		11-1-0											
2-10-0		1-5-0		0-1-0		AWAY		0-2-0		0-0-0		1-2-0											
0-0-0		0-0-0		0-0-0		NEUTRAL		0-0-0		0-0-0		0-0-0											
11-8-0		2-2-0		0-2-0		NON-CONFERENCE		1-2-0		2-2-0		6-0-0											
10-4-0		1-0-0		0-1-0		HOME		1-1-0		2-2-0		6-0-0											
1-4-0		1-2-0		0-0-		AWAY		0-1-0		0-0-0		0-0-0											
0-0-0		0-0-0		0-0-0		NEUTRAL		0-0-0		0-0-0		0-0-0											
8-10-0		0-3-0		0-0-0		CONFERENCE		0-3-0		2-1-0		6-3-0											
7-4-0		0-0-0		0-0-0		HOME		0-2-0		2-1-0		5-1-0											
1-6-0		0-3-0		0-0-0		AWAY		0-1-0		0-0-0		1-2-0											
0-0-0		0-0-0		0-0-0		NEUTRAL		0-0-0		0-0-0		0-0-0											
RPI	S	Opponent		Score		RPI	S	Opponent		Score		RPI	S	Opponent		Score		RPI	S	Opponent		Score	
13	A	Arkansas		2	5	32	A	Southern Miss.		4	8	57	A	Southeastern La.		3	8	122	H	Lamar University		6	0
14	A	LSU		7	4	32	H	Southern Miss.		0	6	57	H	Southeastern La.		0	8	122	H	Lamar University		1	9
14	H	LSU		11	8							57	H	Southeastern La.		2	4	122	H	Lamar University		2	0
17	A	McNeese		7	9							60	A	South Ala.		7	10	130	H	Ill.-Chicago		8	5
17	A	McNeese		0	5							60	H	South Ala.		6	9	144	H	Troy		3	2
17	A	McNeese		3	5							87	H	Tulane		9	5	144	H	Troy		9	12
18	A	Missouri St.		2	7													144	H	Troy		3	4
																		155	A	Central Ark.		0	10
																		155	A	Central Ark.		5	6
																		155	A	Central Ark.		11	4
																		207	H	A&M-Corpus Christi		10	3
																		207	H	A&M-Corpus Christi		4	8
																		207	H	A&M-Corpus Christi		10	9
																		209	H	Jackson St.		16	2
																		249	H	Abilene Christian		12	6
																		249	H	Abilene Christian		8	6
																		249	H	Abilene Christian		9	8
																		284	H	Prairie View		14	0
																		285	H	Alcorn		14	0
																		285	H	Alcorn		10	0
																		285	H	Alcorn		7	6
																		292	H	Southern U.		5	0
				LAST 10 GAMES																			
						17	A	McNeese		7	9	122	H	Lamar University		6	0						
						17	A	McNeese		3	5	122	H	Lamar University		2	0						
						17	A	McNeese		0	5	87	H	Tulane		9	5						
						60	H	South Ala.		6	9	207	H	A&M-Corpus Christi		4	8						
						122	H	Lamar University		1	9	207	H	A&M-Corpus Christi		10	9						

Non-Div. I Games:

New Orleans

Average RPI Win: 187		WON-LOST	WINNING	LAST 10	STRENGTH OF		OPP. STRENGTH	TEAM	ADJ	CONF.	ADJ CONF.
Average RPI Loss: 132		RECORD	PCT. RANK	GAMES	SCHEDULE		OF SCHEDULE	RPI	RPI	RPI	RPI
DIV. I ONLY		19-14-0	.57576	91	7-3-0		178	231	140	.50185	140
DIV. I NON-CONF.		12-10-0	.54545	118	3-1-0		199	232	139	.50444	139
TOTALS		RPI 1-25	RPI 26-50		W-L RECORDS		RPI 51-100		RPI 101-150		RPI 150+
19-14-0	0-0-0	1-3-0		OVERALL		2-3-0		2-1-0		14-7-0	
7-4-0	0-0-0	0-0-0		HOME		0-0-0		0-0-0		7-4-0	
4-3-0	0-0-0	0-1-0		AWAY		0-0-0		2-0-0		2-2-0	
8-7-0	0-0-0	1-2-0		NEUTRAL		2-3-0		0-1-0		5-1-0	
12-10-0	0-0-0	0-2-0		NON-CONFERENCE		2-3-0		2-1-0		8-4-0	
1-1-0	0-0-0	0-0-0		HOME		0-0-0		0-0-0		1-1-0	
4-3-0	0-0-0	0-0-		AWAY		0-0-0		2-0-0		2-2-0	
7-6-0	0-0-0	0-1-0		NEUTRAL		2-3-0		0-1-0		5-1-0	
7-4-0	0-0-0	1-1-0		CONFERENCE		0-0-0		0-0-0		6-3-0	
6-3-0	0-0-0	0-0-0		HOME		0-0-0		0-0-0		6-3-0	
0-0-0	0-0-0	0-0-0		AWAY		0-0-0		0-0-0		0-0-0	
1-1-0	0-0-0	1-1-0		NEUTRAL		0-0-0		0-0-0		0-0-0	
RPI S	Opponent	Score	RPI S	Opponent	Score	RPI S	Opponent	Score	RPI S	Opponent	Score
			30 N	St. John's (NY)	3 6	55 N	UConn	3 5	106 A	Dartmouth	9 5
			39 A	North Carolina St.	0 8	55 N	UConn	3 7	120 N	Marist	5 6
			45 N	Binghamton	5 2	55 N	UConn	1 7	129 A	William & Mary	13 6
			45 N	Binghamton	0 1	55 N	UConn	11 8	161 H	Stony Brook	1 4
						99 N	Notre Dame	8 0	161 H	Stony Brook	4 0
									161 H	Stony Brook	7 5
									183 A	Delaware	6 5
									189 A	Central Conn. St.	0 5
									191 A	Davidson	5 8
									196 H	Brown	3 0
									196 H	Brown	7 8
									199 H	Maine	4 3
									199 H	Maine	5 8
									199 H	Maine	3 0
									229 H	Albany (NY)	4 0
									229 H	Albany (NY)	2 4
									229 H	Albany (NY)	18 0
									236 N	Towson	10 8
									241 A	Massachusetts	6 0
									258 N	Manhattan	5 2
									258 N	Manhattan	10 1
									281 N	Dayton	8 13
									286 N	Lehigh	3 2
									289 N	Fairleigh Dickinson	12 9
LAST 10 GAMES											
			196 H	Brown	3 0	241 A	Massachusetts	6 0			
			196 H	Brown	7 8	106 A	Dartmouth	9 5			
			161 H	Stony Brook	1 4	229 H	Albany (NY)	18 0			
			161 H	Stony Brook	4 0	229 H	Albany (NY)	2 4			
			161 H	Stony Brook	7 5	229 H	Albany (NY)	4 0			

Non-Div. I Games:

UMass Lowell



Butler

Butler

Average RPI Win:	147	WON-LOST	WINNING	LAST 10	STRENGTH OF	OPP. STRENGTH	TEAM	ADJ	CONF.	ADJ CONF.		
Average RPI Loss:	114	RECORD	PCT. RANK	GAMES	SCHEDULE	OF SCHEDULE	RPI	RPI	RPI	RPI		
DIV. I ONLY		16-19-0	.45714	185	7-3-0	123	94	142	.5014	142	8	8
DIV. I NON-CONF.		10-16-0	.38462	222	2-0-0	101	94	189	.48237	189	7	7
<hr/>												
TOTALS	RPI 1-25	RPI 26-50		W-L RECORDS		RPI 51-100		RPI 101-150		RPI 150+		
16-19-0	0-0-0	0-1-0		OVERALL		4-10-0		6-3-0		6-5-0		
9-7-0	0-0-0	0-0-0		HOME		3-5-0		4-2-0		2-0-0		
7-12-0	0-0-0	0-1-0		AWAY		1-5-0		2-1-0		4-5-0		
0-0-0	0-0-0	0-0-0		NEUTRAL		0-0-0		0-0-0		0-0-0		
<hr/>												
10-16-0	0-0-0	0-1-0		NON-CONFERENCE		4-10-0		2-1-0		4-4-0		
7-6-0	0-0-0	0-0-0		HOME		3-5-0		2-1-0		2-0-0		
3-10-0	0-0-0	0-0-		AWAY		1-5-0		0-0-0		2-4-0		
0-0-0	0-0-0	0-0-0		NEUTRAL		0-0-0		0-0-0		0-0-0		
<hr/>												
6-3-0	0-0-0	0-0-0		CONFERENCE		0-0-0		4-2-0		2-1-0		
2-1-0	0-0-0	0-0-0		HOME		0-0-0		2-1-0		0-0-0		
4-2-0	0-0-0	0-0-0		AWAY		0-0-0		2-1-0		2-1-0		
0-0-0	0-0-0	0-0-0		NEUTRAL		0-0-0		0-0-0		0-0-0		
<hr/>												
RPI	S	Opponent	Score	RPI	S	Opponent	Score	RPI	S	Opponent	Score	
				40	A	Stanford	2 5	51	H	Nebraska	5 6	
								51	H	Nebraska	3 2	
								51	H	Nebraska	2 3	
								51	H	Nebraska	4 6	
								61	H	Gonzaga	6 1	
								79	A	California	3 4	
								79	A	California	1 8	
								79	A	California	6 4	
								88	A	San Diego St.	4 6	
								88	A	San Diego St.	0 5	
								88	A	San Diego St.	0 2	
								89	H	Loyola Marymount	16 1	
								89	H	Loyola Marymount	5 6	
								89	H	Loyola Marymount	0 4	
		</										

Non-Div. I Games:

Cal Poly

Average RPI Win:	175	WON-LOST RECORD	WINNING PCT. RANK	LAST 10 GAMES		STRENGTH OF SCHEDULE	OPP. STRENGTH OF SCHEDULE	TEAM RPI	ADJ RPI	CONF. RPI	ADJ CONF. RPI				
DIV. I ONLY		17-20-0	.45946	177	5-5-0	72	134	143	.50122	143	21	21			
DIV. I NON-CONF.		11-17-0	.39286	212	0-3-0	51	102	175	.48772	175	22	22			
<hr/>															
TOTALS	RPI 1-25		RPI 26-50		W-L RECORDS		RPI 51-100		RPI 101-150		RPI 150+				
17-20-0	0-3-0		0-3-0		OVERALL		3-3-0		5-8-0		9-3-0				
10-13-0	0-3-0		0-2-0		HOME		2-3-0		2-3-0		6-2-0				
7-7-0	0-0-0		0-1-0		AWAY		1-0-0		3-5-0		3-1-0				
0-0-0	0-0-0		0-0-0		NEUTRAL		0-0-0		0-0-0		0-0-0				
11-17-0	0-3-0		0-3-0		NON-CONFERENCE		3-3-0		4-6-0		4-2-0				
7-13-0	0-3-0		0-2-0		HOME		2-3-0		2-3-0		3-2-0				
4-4-0	0-0-0		0-0-		AWAY		1-0-0		2-3-0		1-0-0				
0-0-0	0-0-0		0-0-0		NEUTRAL		0-0-0		0-0-0		0-0-0				
6-3-0	0-0-0		0-0-0		CONFERENCE		0-0-0		1-2-0		5-1-0				
3-0-0	0-0-0		0-0-0		HOME		0-0-0		0-0-0		3-0-0				
3-3-0	0-0-0		0-0-0		AWAY		0-0-0		1-2-0		2-1-0				
0-0-0	0-0-0		0-0-0		NEUTRAL		0-0-0		0-0-0		0-0-0				
<hr/>															
RPI	S	Opponent	Score	RPI	S	Opponent	Score	RPI	S	Opponent	Score				
25	H	Oklahoma	2 5	28	A	Auburn	4 6	69	H	BYU	4 13	101	A	Western Caro.	12 3
25	H	Oklahoma	4 14	28	H	Auburn	7 15	78	H	Winthrop	3 4	102	A	Middle Tenn.	19 5
25	H	Oklahoma	9 17	31	H	Mercer	4 10	78	H	Winthrop	8 3	102	A	Middle Tenn.	7 9
								78	H	Winthrop	13 1	102	A	Middle Tenn.	0 3
								100	A	Georgia	5 4	109	A	Ga. Southern	4 8
								100	H	Georgia	6 9	114	H	Marshall	4 7
												126	A	North Florida	8 3
												126	A	North Florida	2 9
												126	A	North Florida	3 4
												150	H	Canisius	5 2
												150	H	Canisius	5 8
												150	H	Canisius	7 15
												150	H	Canisius	8 4
												168	H	High Point	3 6
												168	H	High Point	6 7
												168	H	High Point	5 4
												182	H	Western Mich.	17 4
												217	A	Georgia St.	10 7
												221	A	Stetson	4 2
												221	A	Stetson	4 10
												221	A	Stetson	7 3
												266	H	USC Upstate	9 2
												266	H	USC Upstate	8 5
												266	H	USC Upstate	4 0
												288	H	Savannah St.	9 1

**Non-Div. I Games:**

Kennesaw St.

Troy

Average RPI Win:	171	WON-LOST RECORD	WINNING PCT. RANK	LAST 10 GAMES	STRENGTH OF SCHEDULE	OPP. STRENGTH OF SCHEDULE	TEAM RPI	ADJ RPI	CONF. RPI	ADJ CONF. RPI		
DIV. I ONLY		19-17-0	.52778	126	5-5-0	166	159	145	.49886	144	11	11
DIV. I NON-CONF.		13-7-0	.65	60	3-1-0	211	203	119	.51375	119	11	11
<hr/>												
TOTALS	RPI 1-25	RPI 26-50		W-L RECORDS		RPI 51-100		RPI 101-150		RPI 150+		
19-17-0	0-0-0	0-0-0		OVERALL		3-5-0		7-7-0		9-5-0		
9-8-0	0-0-0	0-0-0		HOME		2-2-0		3-4-0		4-2-0		
9-7-0	0-0-0	0-0-0		AWAY		0-1-0		4-3-0		5-3-0		
1-2-0	0-0-0	0-0-0		NEUTRAL		1-2-0		0-0-0		0-0-0		
<hr/>												
13-7-0	0-0-0	0-0-0		NON-CONFERENCE		2-2-0		5-3-0		6-2-0		
7-4-0	0-0-0	0-0-0		HOME		1-0-0		2-2-0		4-2-0		
5-2-0	0-0-0	0-0-		AWAY		0-1-0		3-1-0		2-0-0		
1-1-0	0-0-0	0-0-0		NEUTRAL		1-1-0		0-0-0		0-0-0		
<hr/>												
6-10-0	0-0-0	0-0-0		CONFERENCE		1-3-0		2-4-0		3-3-0		
2-4-0	0-0-0	0-0-0		HOME		1-2-0		1-2-0		0-0-0		
4-5-0	0-0-0	0-0-0		AWAY		0-0-0		1-2-0		3-3-0		
0-1-0	0-0-0	0-0-0		NEUTRAL		0-1-0		0-0-0		0-0-0		
<hr/>												
RPI S	Opponent	Score	RPI S	Opponent	Score	RPI S	Opponent	Score	RPI S	Opponent	Score	
						57 N	Southeastern La.	4 5	109 H	Ga. Southern	3 5	
						59 H	Louisiana	2 7	109 H	Ga. Southern	3 6	
						59 H	Louisiana	5 6	109 H	Ga. Southern	4 0	
						59 H	Louisiana	7 5	110 A	Jacksonville St.	10 5	
						60 N	South Ala.	4 6	124 A	UT Arlington	6 9	
						92 N	Seton Hall	6 3	124 A	UT Arlington	2 5	
						97 A	Samford	3 4	124 A	UT Arlington	13 5	
						97 H	Samford	9 2	134 H	Xavier	2 1	
									134 H	Xavier	2 6	
									134 H	Xavier	2 8	
									134 H	Xavier	5 2	
									139 A	New Orleans	12 9	
									139 A	New Orleans	2 3	
									139 A	New Orleans	4 3	
									178 H	Alabama	12 11	
									192 A	Alabama St.	6 4	
									208 A	UAB	4 2	
									208 H	UAB	1 6	
									217 A	Georgia St.	5 3	
									217 A	Georgia St.	2 3	
									217 A	Georgia St.	3 9	
									243 A	Little Rock	6 3	
									243 A	Little Rock	7 6	
									243 A	Little Rock	3 10	
									276 H	Hofstra	4 0	
									276 H	Hofstra	7 1	
									276 H	Hofstra	16 7	
LAST 10 GAMES												
						110 A	Jacksonville St.	10 5	192 A	Alabama St.	6 4	
						208 H	UAB	1 6	109 H	Ga. Southern	4 0	
						217 A	Georgia St.	5 3	109 H	Ga. Southern	3 6	
						217 A	Georgia St.	2 3	109 H	Ga. Southern	3 5	
						217 A	Georgia St.	3 9	178 H	Alabama	12 11	

T  
r  
o  
y

Non-Div. I Games:

Troy

RPI	S	Opponent	Score	
276	H	Hofstra	5	9

Troy

T  
r  
o  
y

T  
r  
o  
y

Average RPI Win: 216		WON-LOST	WINNING	LAST 10	STRENGTH OF		OPP. STRENGTH	TEAM	ADJ	CONF.	ADJ CONF.
Average RPI Loss: 144		RECORD	PCT. RANK	GAMES	SCHEDULE		OF SCHEDULE	RPI	RPI	RPI	RPI
DIV. I ONLY		21-12-0	.63636	50	4-5-0		248	244	144	.4987	145
DIV. I NON-CONF.		16-7-0	.69565	39	1-2-0		263	264	128	.50682	134
TOTALS		RPI 1-25	RPI 26-50		W-L RECORDS		RPI 51-100		RPI 101-150		RPI 150+
21-12-0	0-2-0	0-0-0		OVERALL		3-2-0		1-3-0		17-5-0	
10-4-0	0-1-0	0-0-0		HOME		0-0-0		0-0-0		10-3-0	
6-7-0	0-0-0	0-0-0		AWAY		1-2-0		1-3-0		4-2-0	
5-1-0	0-1-0	0-0-0		NEUTRAL		2-0-0		0-0-0		3-0-0	
16-7-0	0-2-0	0-0-0		NON-CONFERENCE		3-0-0		1-3-0		12-2-0	
7-2-0	0-1-0	0-0-0		HOME		0-0-0		0-0-0		7-1-0	
4-4-0	0-0-0	0-0-0		AWAY		1-0-0		1-3-0		2-1-0	
5-1-0	0-1-0	0-0-0		NEUTRAL		2-0-0		0-0-0		3-0-0	
5-5-0	0-0-0	0-0-0		CONFERENCE		0-2-0		0-0-0		5-3-0	
3-2-0	0-0-0	0-0-0		HOME		0-0-0		0-0-0		3-2-0	
2-3-0	0-0-0	0-0-0		AWAY		0-2-0		0-0-0		2-1-0	
0-0-0	0-0-0	0-0-0		NEUTRAL		0-0-0		0-0-0		0-0-0	
RPI S	Opponent	Score		RPI S	Opponent	Score		RPI S	Opponent	Score	
18 H	Missouri St.	8	15					125 A	Southeast Mo. St.	2	13
23 N	Michigan	1	6					62 A	Oklahoma St.	10	7
								63 A	Rhode Island	4	6
								63 A	Rhode Island	0	6
								99 N	Notre Dame	8	3
								99 N	Notre Dame	8	6
								157 H	St. Bonaventure	9	4
								157 H	St. Bonaventure	5	6
								157 H	St. Bonaventure	4	2
								181 N	Creighton	7	3
								205 A	SIUE	12	3
								230 H	Fordham	10	0
								230 H	Fordham	1	7
								241 A	Massachusetts	4	5
								241 A	Massachusetts	8	1
								241 A	Massachusetts	8	4
								244 H	Eastern Ill.	12	1
								256 H	Northern Ill.	0	2
								256 H	Northern Ill.	10	5
								256 H	Northern Ill.	8	1
								260 N	Incarnate Word	6	3
								270 A	Santa Clara	5	3
								271 H	Western Ill.	7	6
								272 A	Illinois St.	1	2
								289 H	Fairleigh Dickinson	5	2
								289 H	Fairleigh Dickinson	8	0
								289 H	Fairleigh Dickinson	7	5
								293 N	Lafayette	24	6
LAST 10 GAMES											
125 A	Southeast Mo. St.	2	13	230 H	Fordham	1	7				
18 H	Missouri St.	8	15	230 H	Fordham	10	0				
241 A	Massachusetts	4	5	244 H	Eastern Ill.	12	1				
241 A	Massachusetts	8	1	63 A	Rhode Island	4	6				
241 A	Massachusetts	8	4	63 A	Rhode Island	0	6				

Non-Div. I Games: McKendree

3 5

Saint Louis

Average RPI Win: 168		WON-LOST RECORD		WINNING PCT. RANK		LAST 10 GAMES		STRENGTH OF SCHEDULE		OPP. STRENGTH OF SCHEDULE		TEAM RPI		ADJ RPI		CONF. RPI		ADJ CONF. RPI	
DIV. I ONLY		20-19-0		.51282 142		4-6-0		121		59		146		.49861 146		3		3	
DIV. I NON-CONF.		13-8-0		.61905 75		2-0-0		172		173		141		.50396 141		4		4	
TOTALS		RPI 1-25		RPI 26-50		W-L RECORDS		RPI 51-100		RPI 101-150		RPI 150+							
20-19-0		2-6-0		0-0-0		OVERALL		2-9-0		3-3-0		13-1-0							
16-10-0		1-2-0		0-0-0		HOME		1-4-0		3-3-0		11-1-0							
4-5-0		1-2-0		0-0-0		AWAY		1-3-0		0-0-0		2-0-0							
0-4-0		0-2-0		0-0-0		NEUTRAL		0-2-0		0-0-0		0-0-0							
13-8-0		0-2-0		0-0-0		NON-CONFERENCE		0-5-0		0-0-0		13-1-0							
11-3-0		0-0-0		0-0-0		HOME		0-2-0		0-0-0		11-1-0							
2-1-0		0-0-0		0-0-		AWAY		0-1-0		0-0-0		2-0-0							
0-4-0		0-2-0		0-0-0		NEUTRAL		0-2-0		0-0-0		0-0-0							
7-11-0		2-4-0		0-0-0		CONFERENCE		2-4-0		3-3-0		0-0-0							
5-7-0		1-2-0		0-0-0		HOME		1-2-0		3-3-0		0-0-0							
2-4-0		1-2-0		0-0-0		AWAY		1-2-0		0-0-0		0-0-0							
0-0-0		0-0-0		0-0-0		NEUTRAL		0-0-0		0-0-0		0-0-0							
RPI	S	Opponent		Score		RPI	S	Opponent		Score		RPI	S	Opponent		Score			
1	N	Oregon St.		3	6			61	N	Gonzaga		1	6	103	H	Virginia Tech	6	5	
1	N	Oregon St.		2	11			61	N	Gonzaga		1	4	103	H	Virginia Tech	5	7	
11	A	Virginia		6	13			64	A	Liberty		4	8	103	H	Virginia Tech	10	1	
11	A	Virginia		19	3			68	A	Miami (FL)		0	7	108	H	Boston College	9	2	
11	A	Virginia		6	13			68	A	Miami (FL)		7	9	108	H	Boston College	6	15	
12	H	Wake Forest		2	11			68	A	Miami (FL)		5	2	108	H	Boston College	1	3	
12	H	Wake Forest		4	8			77	H	Southern California		0	2	154	H	Princeton	3	1	
12	H	Wake Forest		7	3			81	H	East Carolina		4	9	154	H	Princeton	9	2	
								94	H	Pittsburgh		2	6	154	H	Princeton	7	1	
								94	H	Pittsburgh		8	9	154	H	Princeton	6	1	
								94	H	Pittsburgh		14	0	191	H	Davidson	8	6	
													203	H	N.C. A&T	10	2		
													240	A	Campbell	12	10		
													245	H	Army West Point	5	1		
													245	H	Army West Point	5	9		
													245	H	Army West Point	8	5		
													265	A	N.C. Central	14	6		
													265	H	N.C. Central	8	4		
													287	H	UMES	10	3		
													299	H	Mt. St. Mary's	10	3		
LAST 10 GAMES																			
265	H	N.C. Central		8	4	68	A	Miami (FL)		5	2								
108	H	Boston College		9	2	68	A	Miami (FL)		0	7								
108	H	Boston College		6	15	68	A	Miami (FL)		7	9								
108	H	Boston College		1	3	94	H	Pittsburgh		2	6								
240	A	Campbell		12	10	94	H	Pittsburgh		8	9								

Non-Div. I Games:

Duke

Average RPI Win:	146	WON-LOST RECORD	WINNING PCT. RANK	LAST 10 GAMES	STRENGTH OF SCHEDULE	OPP. STRENGTH OF SCHEDULE	TEAM RPI	ADJ RPI	CONF. RPI	ADJ CONF. RPI	
DIV. I ONLY	17-15-0	.53125	119	6-4-0	127	148	147	.49738	147	12	12
DIV. I NON-CONF.	8-8-0	.5	145	0-1-0	133	208	185	.48321	185	16	16
<hr/>											
TOTALS	RPI 1-25	RPI 26-50		W-L RECORDS		RPI 51-100		RPI 101-150		RPI 150+	
17-15-0	1-0-0	0-0-0		OVERALL		6-4-0		2-3-0		8-8-0	
13-9-0	0-0-0	0-0-0		HOME		5-2-0		0-2-0		8-5-0	
4-6-0	1-0-0	0-0-0		AWAY		1-2-0		2-1-0		0-3-0	
0-0-0	0-0-0	0-0-0		NEUTRAL		0-0-0		0-0-0		0-0-0	
<hr/>											
8-8-0	1-0-0	0-0-0		NON-CONFERENCE		3-4-0		0-1-0		4-3-0	
6-6-0	0-0-0	0-0-0		HOME		2-2-0		0-1-0		4-3-0	
2-2-0	1-0-0	0-0-		AWAY		1-2-0		0-0-0		0-0-0	
0-0-0	0-0-0	0-0-0		NEUTRAL		0-0-0		0-0-0		0-0-0	
<hr/>											
9-7-0	0-0-0	0-0-0		CONFERENCE		3-0-0		2-2-0		4-5-0	
7-3-0	0-0-0	0-0-0		HOME		3-0-0		0-1-0		4-2-0	
2-4-0	0-0-0	0-0-0		AWAY		0-0-0		2-1-0		0-3-0	
0-0-0	0-0-0	0-0-0		NEUTRAL		0-0-0		0-0-0		0-0-0	
<hr/>											
RPI S	Opponent	Score		RPI S	Opponent	Score		RPI S	Opponent	Score	
19 A	Houston	3	2			57 H	Southeastern La. 4 0	115 H	UTSA	6	18
						57 H	Southeastern La. 8 7	122 A	Lamar University	7	2
						57 H	Southeastern La. 6 3	122 A	Lamar University	2	1
						63 H	Rhode Island 3 2	122 A	Lamar University	4	10
						63 H	Rhode Island 5 6	137 H	SFA	2	9
						63 H	Rhode Island 4 5	153 A	Nicholls St.	1	2
						63 H	Rhode Island 10 2	153 A	Nicholls St.	1	3
						91 A	Kansas 2 4	153 A	Nicholls St.	2	3
						91 A	Kansas 4 2	155 H	Central Ark.	3	4
						91 A	Kansas 1 2	155 H	Central Ark.	4	17
								155 H	Central Ark.	5	3
								230 H	Fordham	7	6
								230 H	Fordham	3	4
								230 H	Fordham	13	5
								238 H	LIU Brooklyn	2	4
								238 H	LIU Brooklyn	11	5
								238 H	LIU Brooklyn	14	1
								249 H	Abilene Christian	10	3
								249 H	Abilene Christian	8	7
								249 H	Abilene Christian	9	4
								274 H	Texas Southern	1	4
LAST 10 GAMES											
				249 H	Abilene Christian	10	3	155 H	Central Ark.	3	4
				249 H	Abilene Christian	9	4	274 H	Texas Southern	1	4
				249 H	Abilene Christian	8	7	122 A	Lamar University	4	10
				155 H	Central Ark.	4	17	122 A	Lamar University	2	1
				155 H	Central Ark.	5	3	122 A	Lamar University	7	2

Non-Div. I Games:

Houston Baptist



Average RPI Win: 175		WON-LOST	WINNING	LAST 10	STRENGTH OF		OPP. STRENGTH	TEAM	ADJ	CONF.	ADJ CONF.				
Average RPI Loss: 107		RECORD	PCT. RANK	GAMES	SCHEDULE		OF SCHEDULE	RPI	RPI	RPI	RPI				
DIV. I ONLY		15-19-0	.44118	196	75		194	148	.49708	148	7	7			
DIV. I NON-CONF.		12-13-0	.48	158	112		214	151	.50032	151	6	6			
TOTALS		RPI 1-25	RPI 26-50		W-L RECORDS		RPI 51-100		RPI 101-150		RPI 150+				
15-19-0		1-3-0	0-0-0		OVERALL		3-9-0		0-2-0		11-5-0				
8-8-0		0-0-0	0-0-0		HOME		0-4-0		0-0-0		8-4-0				
5-8-0		1-2-0	0-0-0		AWAY		2-4-0		0-2-0		2-0-0				
2-3-0		0-1-0	0-0-0		NEUTRAL		1-1-0		0-0-0		1-1-0				
12-13-0		0-1-0	0-0-0		NON-CONFERENCE		3-6-0		0-2-0		9-4-0				
6-4-0		0-0-0	0-0-0		HOME		0-1-0		0-0-0		6-3-0				
4-6-0		0-0-0	0-0-		AWAY		2-4-0		0-2-0		2-0-0				
2-3-0		0-1-0	0-0-0		NEUTRAL		1-1-0		0-0-0		1-1-0				
3-6-0		1-2-0	0-0-0		CONFERENCE		0-3-0		0-0-0		2-1-0				
2-4-0		0-0-0	0-0-0		HOME		0-3-0		0-0-0		2-1-0				
1-2-0		1-2-0	0-0-0		AWAY		0-0-0		0-0-0		0-0-0				
0-0-0		0-0-0	0-0-0		NEUTRAL		0-0-0		0-0-0		0-0-0				
RPI S	Opponent	Score		RPI S	Opponent	Score		RPI S	Opponent	Score		RPI S	Opponent	Score	
19 N	Houston	5	11					54 A	Coastal Caro.	2	3	122 A	Lamar University	9	15
23 A	Michigan	0	7					54 A	Coastal Caro.	0	6	122 A	Lamar University	1	2
23 A	Michigan	7	5					54 A	Coastal Caro.	7	6	182 H	Western Mich.	13	3
23 A	Michigan	8	9					56 N	Missouri	5	3	184 H	Indiana St.	2	1
								56 N	Missouri	6	7	184 H	Indiana St.	6	4
								72 H	Michigan St.	6	17	184 H	Indiana St.	5	2
								72 H	Michigan St.	4	12	195 H	Toledo	11	5
								72 H	Michigan St.	1	12	195 H	Toledo	4	10
								76 A	Fla. Atlantic	10	11	207 A	A&M-Corpus Christi	15	14
								76 A	Fla. Atlantic	14	4	212 H	Southern Ill.	5	8
								76 A	Fla. Atlantic	2	16	212 H	Southern Ill.	1	3
								86 H	Bradley	0	2	226 N	Milwaukee	2	4
												226 N	Milwaukee	10	2
												257 H	Northwestern	4	3
												257 H	Northwestern	4	11
												257 H	Northwestern	10	8
												272 A	Illinois St.	6	5
												272 H	Illinois St.	7	1
				LAST 10 GAMES											
				182 H	Western Mich.	13	3	23 A	Michigan	7	5				
				257 H	Northwestern	10	8	23 A	Michigan	0	7				
				257 H	Northwestern	4	11	23 A	Michigan	8	9				
				257 H	Northwestern	4	3	56 N	Missouri	5	3				
				272 A	Illinois St.	6	5	184 H	Indiana St.	5	2				

Non-Div. I Games:

Illinois

E  
l  
o  
n

Elon

RPI	S	Opponent	Score	
259	H	Longwood	10	5

Elon

E  
l  
o  
n

E  
l  
o  
n

C  
a  
n  
i  
s  
i  
u  
s

# Canisius

RPI	S	Opponent	Score	
237	A	Siena	7	2
282	N	Chicago St.	8	1
291	N	NJIT	6	1
298	N	Fort Wayne	8	4
298	N	Fort Wayne	13	6

Canisius

C  
a  
n  
i  
s  
i  
u  
s

C  
a  
n  
i  
s  
i  
u  
s

Average RPI Win: 207		WON-LOST RECORD		WINNING PCT. RANK		LAST 10 GAMES		STRENGTH OF SCHEDULE		OPP. STRENGTH OF SCHEDULE		TEAM RPI		ADJ RPI		CONF. RPI		ADJ CONF. RPI						
DIV. I ONLY		16-20-0		.44444 193		5-5-0		120		169		151		.4946 151		18		18						
DIV. I NON-CONF.		9-14-0		.3913 214		0-2-0		95		160		177		.48648 177		21		21						
TOTALS		RPI 1-25		RPI 26-50		W-L RECORDS		RPI 51-100		RPI 101-150		RPI 150+												
16-20-0		0-4-0		0-0-0		OVERALL		1-4-0		2-7-0		13-5-0												
8-7-0		0-0-0		0-0-0		HOME		0-3-0		1-2-0		7-2-0												
7-12-0		0-4-0		0-0-0		AWAY		1-0-0		1-5-0		5-3-0												
1-1-0		0-0-0		0-0-0		NEUTRAL		0-1-0		0-0-0		1-0-0												
9-14-0		0-4-0		0-0-0		NON-CONFERENCE		0-1-0		2-7-0		7-2-0												
6-3-0		0-0-0		0-0-0		HOME		0-0-0		1-2-0		5-1-0												
2-10-0		0-4-0		0-0-		AWAY		0-0-0		1-5-0		1-1-0												
1-1-0		0-0-0		0-0-0		NEUTRAL		0-1-0		0-0-0		1-0-0												
7-6-0		0-0-0		0-0-0		CONFERENCE		1-3-0		0-0-0		6-3-0												
2-4-0		0-0-0		0-0-0		HOME		0-3-0		0-0-0		2-1-0												
5-2-0		0-0-0		0-0-0		AWAY		1-0-0		0-0-0		4-2-0												
0-0-0		0-0-0		0-0-0		NEUTRAL		0-0-0		0-0-0		0-0-0												
RPI	S	Opponent		Score		RPI	S	Opponent		Score		RPI	S	Opponent		Score		RPI	S	Opponent		Score		
3	A	North Carolina		0	2					64	A	Liberty	5	4	103	A	Virginia Tech	7	9					
3	A	North Carolina		3	9					64	H	Liberty	4	9	103	H	Virginia Tech	6	17					
3	A	North Carolina		5	7					64	H	Liberty	3	13	126	A	North Florida	2	9					
12	A	Wake Forest		7	18					64	H	Liberty	1	6	126	A	North Florida	8	7					
										74	N	Kent St.	1	9	126	A	North Florida	0	9					
															136	H	ETSU	4	3					
															138	A	Appalachian St.	9	13					
															138	H	Appalachian St.	5	7					
															149	A	Elon	1	10					
															160	A	Presbyterian	4	1					
															160	A	Presbyterian	1	4					
															160	A	Presbyterian	3	4					
															200	A	George Mason	4	6					
															200	A	George Mason	9	4					
															219	H	Rider	3	1					
															219	H	Rider	18	0					
															219	H	Rider	11	5					
															225	N	Quinnipiac	4	0					
															240	A	Campbell	2	0					
															240	A	Campbell	7	4					
															240	A	Campbell	8	5					
															255	H	Northern Ky.	10	5					
															255	H	Northern Ky.	7	3					
															255	H	Northern Ky.	5	10					
															259	H	Longwood	10	0					
															259	H	Longwood	1	7					
															259	H	Longwood	16	6					
LAST 10 GAMES						LAST 10 GAMES						LAST 10 GAMES						LAST 10 GAMES						
						138	H	Appalachian St.	5	7	64	H	Liberty	3	13	255	H	Northern Ky.	7	3				
						240	A	Campbell	7	4	64	H	Liberty	1	6	255	H	Northern Ky.	5	10				
						240	A	Campbell	8	5	64	H	Liberty	4	9	259	H	Longwood	10	0				
						240	A	Campbell	2	0	64	A	Liberty	5	4	259	H	Longwood	1	7				
						103	H	Virginia Tech	6	17	160	A	Presbyterian	4	1	259	H	Longwood	16	6				

Non-Div. I Games:

Radford

Average RPI Win: 164		WON-LOST RECORD		WINNING PCT. RANK		LAST 10 GAMES		STRENGTH OF SCHEDULE		OPP. STRENGTH OF SCHEDULE		TEAM RPI		ADJ RPI		CONF. RPI		ADJ CONF. RPI				
DIV. I ONLY		15-22-0		.40541 217		4-6-0		83		142		152		.49443 152		7		7				
DIV. I NON-CONF.		11-14-0		.44 193		1-3-0		75		161		138		.5045 138		6		6				
TOTALS		RPI 1-25		RPI 26-50		W-L RECORDS		RPI 51-100		RPI 101-150		RPI 150+										
15-22-0		1-1-0		0-5-0		OVERALL		3-6-0		2-6-0		9-4-0										
4-9-0		0-0-0		0-3-0		HOME		1-1-0		1-3-0		2-2-0										
6-8-0		0-0-0		0-0-0		AWAY		2-4-0		0-2-0		4-2-0										
5-5-0		1-1-0		0-2-0		NEUTRAL		0-1-0		1-1-0		3-0-0										
11-14-0		1-1-0		0-2-0		NON-CONFERENCE		2-4-0		1-4-0		7-3-0										
3-4-0		0-0-0		0-0-0		HOME		1-1-0		0-1-0		2-2-0										
3-5-0		0-0-0		0-0-		AWAY		1-2-0		0-2-0		2-1-0										
5-5-0		1-1-0		0-2-0		NEUTRAL		0-1-0		1-1-0		3-0-0										
4-8-0		0-0-0		0-3-0		CONFERENCE		1-2-0		1-2-0		2-1-0										
1-5-0		0-0-0		0-3-0		HOME		0-0-0		1-2-0		0-0-0										
3-3-0		0-0-0		0-0-0		AWAY		1-2-0		0-0-0		2-1-0										
0-0-0		0-0-0		0-0-0		NEUTRAL		0-0-0		0-0-0		0-0-0										
RPI	S	Opponent		Score		RPI	S	Opponent		Score		RPI	S	Opponent		Score						
1	N	Oregon St.		1	5	48	H	Minnesota		2	5	52	A	FGCU		9	10	105	N	Kansas St.	6	3
1	N	Oregon St.		6	1	48	H	Minnesota		5	6	52	A	FGCU		1	13	105	N	Kansas St.	2	3
						48	H	Minnesota		5	15	52	A	FGCU		5	4	113	H	Purdue	1	2
						49	N	Utah		4	6	72	A	Michigan St.		5	6	113	H	Purdue	1	6
						49	N	Utah		0	12	72	A	Michigan St.		13	8	113	H	Purdue	13	2
												72	A	Michigan St.		0	2	134	A	Xavier	4	5
												74	H	Kent St.		9	8	134	A	Xavier	5	6
												94	N	Pittsburgh		2	7	134	H	Xavier	2	3
												96	H	Cincinnati		1	7	159	H	Eastern Mich.	1	3
																		183	N	Delaware	15	10
																		188	A	Penn St.	2	6
																		188	A	Penn St.	11	2
																		188	A	Penn St.	5	2
																		198	H	Ohio	3	0
																		240	A	Campbell	7	1
																		240	A	Campbell	7	6
																		240	A	Campbell	2	7
																		255	H	Northern Ky.	1	8
																		263	N	Bucknell	5	2
																		264	H	Youngstown St.	12	8
																		286	N	Lehigh	7	3
LAST 10 GAMES																						
						255	H	Northern Ky.		1	8	96	H	Cincinnati		1	7					
						72	A	Michigan St.		13	8	188	A	Penn St.		5	2					
						72	A	Michigan St.		5	6	188	A	Penn St.		11	2					
						72	A	Michigan St.		0	2	188	A	Penn St.		2	6					
						159	H	Eastern Mich.		1	3	74	H	Kent St.		9	8					

Non-Div. I Games:

Ohio St.

Average RPI Win: 216		WON-LOST	WINNING	LAST 10	STRENGTH OF		OPP. STRENGTH	TEAM	ADJ	CONF.	ADJ CONF.
Average RPI Loss: 90		RECORD	PCT. RANK	GAMES	SCHEDULE		OF SCHEDULE	RPI	RPI	RPI	RPI
DIV. I ONLY		20-19-0	.51282	142	3-7-0		140	175	153	.49392	153
DIV. I NON-CONF.		13-11-0	.54167	125	1-3-0		202	163	199	.47781	199
TOTALS		RPI 1-25	RPI 26-50		W-L RECORDS		RPI 51-100		RPI 101-150		RPI 150+
20-19-0		1-7-0	0-2-0		OVERALL		1-6-0		3-0-0		15-4-0
17-5-0		0-1-0	0-0-0		HOME		1-1-0		3-0-0		13-3-0
2-11-0		0-5-0	0-0-0		AWAY		0-5-0		0-0-0		2-1-0
1-3-0		1-1-0	0-2-0		NEUTRAL		0-0-0		0-0-0		0-0-0
13-11-0		1-4-0	0-2-0		NON-CONFERENCE		1-3-0		0-0-0		11-2-0
12-4-0		0-1-0	0-0-0		HOME		1-1-0		0-0-0		11-2-0
0-4-0		0-2-0	0-0-		AWAY		0-2-0		0-0-0		0-0-0
1-3-0		1-1-0	0-2-0		NEUTRAL		0-0-0		0-0-0		0-0-0
7-8-0		0-3-0	0-0-0		CONFERENCE		0-3-0		3-0-0		4-2-0
5-1-0		0-0-0	0-0-0		HOME		0-0-0		3-0-0		2-1-0
2-7-0		0-3-0	0-0-0		AWAY		0-3-0		0-0-0		2-1-0
0-0-0		0-0-0	0-0-0		NEUTRAL		0-0-0		0-0-0		0-0-0
RPI S	Opponent	Score	RPI S	Opponent	Score	RPI S	Opponent	Score	RPI S	Opponent	Score
8 H	West Virginia	1 8	32 N	Southern Miss.	8 16	59 A	Louisiana	2 18	147 H	Houston Baptist	3 2
12 N	Wake Forest	0 5	42 N	Ole Miss	0 5	59 H	Louisiana	3 1	147 H	Houston Baptist	3 1
12 N	Wake Forest	12 5				84 A	Sam Houston St.	3 8	147 H	Houston Baptist	2 1
14 A	LSU	2 3				84 A	Sam Houston St.	2 11	196 H	Brown	4 1
17 A	McNeese	2 9				84 A	Sam Houston St.	5 6	196 H	Brown	4 3
17 A	McNeese	3 12				87 A	Tulane	3 9	196 H	Brown	3 1
17 A	McNeese	8 11				87 H	Tulane	2 3	235 A	Northwestern St.	5 8
19 A	Houston	3 5							235 A	Northwestern St.	9 1
									235 A	Northwestern St.	8 4
									238 H	LIU Brooklyn	3 0
									260 H	Incarnate Word	9 8
									260 H	Incarnate Word	4 5
									260 H	Incarnate Word	4 1
									274 H	Texas Southern	2 1
									274 H	Texas Southern	2 3
									274 H	Texas Southern	10 1
									276 H	Hofstra	3 10
									279 H	Wagner	11 4
									285 H	Alcorn	7 6
									285 H	Alcorn	13 5
									292 H	Southern U.	10 9
									294 H	Mississippi Val.	4 3
LAST 10 GAMES											
32 N	Southern Miss.	8 16	84 A	Sam Houston St.	2 11						
260 H	Incarnate Word	9 8	84 A	Sam Houston St.	5 6						
260 H	Incarnate Word	4 5	84 A	Sam Houston St.	3 8						
260 H	Incarnate Word	4 1	294 H	Mississippi Val.	4 3						
87 A	Tulane	3 9	59 A	Louisiana	2 18						

Non-Div. I Games:

Nicholls St.



Average RPI Win:	190	WON-LOST RECORD	WINNING PCT. RANK	LAST 10 GAMES	STRENGTH OF SCHEDULE	OPP. STRENGTH OF SCHEDULE	TEAM RPI	ADJ RPI	CONF. RPI	ADJ CONF. RPI	
Average RPI Loss:	140										
DIV. I ONLY	9-22-1	.29688	270	3-6-1	46	266	154	.49376	154	16	16
DIV. I NON-CONF.	4-15-1	.225	270	0-1-1	11	273	143	.50173	143	9	9
TOTALS	RPI 1-25	RPI 26-50	W-L RECORDS		RPI 51-100	RPI 101-150	RPI 150+				
9-22-1	0-0-0	0-5-0	OVERALL		0-3-0	1-5-0	8-9-1				
2-2-1	0-0-0	0-0-0	HOME		0-2-0	0-0-0	2-0-1				
7-20-0	0-0-0	0-5-0	AWAY		0-1-0	1-5-0	6-9-0				
0-0-0	0-0-0	0-0-0	NEUTRAL		0-0-0	0-0-0	0-0-0				
4-15-1	0-0-0	0-5-0	NON-CONFERENCE		0-1-0	0-4-0	4-5-1				
0-0-1	0-0-0	0-0-0	HOME		0-0-0	0-0-0	0-0-1				
4-15-0	0-0-0	0-0-	AWAY		0-1-0	0-4-0	4-5-0				
0-0-0	0-0-0	0-0-0	NEUTRAL		0-0-0	0-0-0	0-0-0				
5-7-0	0-0-0	0-0-0	CONFERENCE		0-2-0	1-1-0	4-4-0				
2-2-0	0-0-0	0-0-0	HOME		0-2-0	0-0-0	2-0-0				
3-5-0	0-0-0	0-0-0	AWAY		0-0-0	1-1-0	2-4-0				
0-0-0	0-0-0	0-0-0	NEUTRAL		0-0-0	0-0-0	0-0-0				
RPI S	Opponent	Score	RPI S	Opponent	Score	RPI S	Opponent	Score	RPI S	Opponent	Score
			33 A	Maryland	0 4	82 H	Yale	0 8	106 A	Dartmouth	4 2
			33 A	Maryland	2 6	82 H	Yale	1 3	106 A	Dartmouth	6 7
			33 A	Maryland	0 2	92 A	Seton Hall	3 14	146 A	Duke	1 3
			50 A	Old Dominion	4 14				146 A	Duke	2 9
			50 A	Old Dominion	1 7				146 A	Duke	1 7
									146 A	Duke	1 6
									175 A	UNCG	3 12
									175 A	UNCG	10 5
									175 A	UNCG	5 3
									175 A	UNCG	1 6
									196 H	Brown	11 5
									196 H	Brown	3 2
									210 A	Navy	5 2
									210 A	Navy	4 2
									210 A	Navy	5 9
									210 A	Navy	6 8
									219 H	Rider	7 7
									222 A	Monmouth	4 8
									223 A	Harvard	9 4
									223 A	Harvard	5 3
									233 A	Penn	4 5
									233 A	Penn	1 3
									233 A	Penn	5 17
									233 A	Penn	2 10

Non-Div. I Games:

Princeton

Average RPI Win:		193	WON-LOST RECORD		WINNING PCT. RANK	LAST 10 GAMES		STRENGTH OF SCHEDULE		OPP. STRENGTH OF SCHEDULE	TEAM RPI	ADJ RPI	CONF. RPI	ADJ CONF. RPI
Average RPI Loss:		105	19-18-0		.51351 135	6-4-0		184		119	155	.49344 155	12	12
DIV. I ONLY			12-10-0		.54545 118	2-2-0		224		80	173	.48811 173	16	16
DIV. I NON-CONF.														
TOTALS		RPI 1-25	RPI 26-50		W-L RECORDS		RPI 51-100		RPI 101-150		RPI 150+			
19-18-0		0-8-0	0-0-0		OVERALL		3-3-0		5-2-0		11-5-0			
12-8-0		0-3-0	0-0-0		HOME		1-2-0		3-1-0		8-2-0			
7-10-0		0-5-0	0-0-0		AWAY		2-1-0		2-1-0		3-3-0			
0-0-0		0-0-0	0-0-0		NEUTRAL		0-0-0		0-0-0		0-0-0			
12-10-0		0-5-0	0-0-0		NON-CONFERENCE		3-3-0		1-0-0		8-2-0			
10-4-0		0-0-0	0-0-0		HOME		1-2-0		1-0-0		8-2-0			
2-6-0		0-5-0	0-0-0		AWAY		2-1-0		0-0-0		0-0-0			
0-0-0		0-0-0	0-0-0		NEUTRAL		0-0-0		0-0-0		0-0-0			
7-8-0		0-3-0	0-0-0		CONFERENCE		0-0-0		4-2-0		3-3-0			
2-4-0		0-3-0	0-0-0		HOME		0-0-0		2-1-0		0-0-0			
5-4-0		0-0-0	0-0-0		AWAY		0-0-0		2-1-0		3-3-0			
0-0-0		0-0-0	0-0-0		NEUTRAL		0-0-0		0-0-0		0-0-0			
RPI S	Opponent	Score	RPI S	Opponent	Score	RPI S	Opponent	Score	RPI S	Opponent	Score	RPI S	Opponent	Score
17 H	McNeese	3 5				62 A	Oklahoma St.	11 5	125 H	Southeast Mo. St.	5 4			
17 H	McNeese	3 5				65 H	DBU	1 7	139 H	New Orleans	10 0			
17 H	McNeese	3 6				65 H	DBU	10 4	139 H	New Orleans	4 11			
18 A	Missouri St.	3 5				65 H	DBU	0 4	139 H	New Orleans	6 5			
18 A	Missouri St.	0 4				73 A	Tennessee Tech	10 6	147 A	Houston Baptist	3 5			
18 A	Missouri St.	0 5				73 A	Tennessee Tech	6 11	147 A	Houston Baptist	17 4			
22 A	Vanderbilt	1 9							147 A	Houston Baptist	4 3			
22 A	Vanderbilt	5 10							235 A	Northwestern St.	2 3			
									235 A	Northwestern St.	1 0			
									235 A	Northwestern St.	9 3			
									243 H	Little Rock	12 3			
									244 H	Eastern Ill.	8 1			
									244 H	Eastern Ill.	2 4			
									244 H	Eastern Ill.	10 6			
									244 H	Eastern Ill.	6 1			
									253 H	Evansville	16 9			
									253 H	Evansville	3 9			
									253 H	Evansville	10 9			
									260 A	Incarnate Word	3 5			
									260 A	Incarnate Word	8 9			
									260 A	Incarnate Word	15 10			
									273 H	Ark.-Pine Bluff	9 3			
									294 H	Mississippi Val.	9 2			
LAST 10 GAMES														
65 H	DBU	1 7	147 A	Houston Baptist	3 5									
65 H	DBU	0 4	147 A	Houston Baptist	4 3									
65 H	DBU	10 4	235 A	Northwestern St.	1 0									
62 A	Oklahoma St.	11 5	235 A	Northwestern St.	9 3									
147 A	Houston Baptist	17 4	235 A	Northwestern St.	2 3									

Non-Div. I Games:

Central Ark.

B  
r  
y  
a  
n  
t

Bryant

Average RPI Win:	203	WON-LOST RECORD	WINNING PCT. RANK	LAST 10 GAMES	STRENGTH OF SCHEDULE	OPP. STRENGTH OF SCHEDULE	TEAM RPI	ADJ RPI	CONF. RPI	ADJ CONF. RPI	
Average RPI Loss:	184										
DIV. I ONLY	16-14-0	.53333	118	6-4-0	173	285	157	.49323	157	24	24
DIV. I NON-CONF.	9-9-0	.5	145	4-3-0	226	297	206	.47369	206	24	24
<hr/>											
TOTALS	RPI 1-25	RPI 26-50		W-L RECORDS		RPI 51-100		RPI 101-150		RPI 150+	
16-14-0	0-0-0	0-0-0		OVERALL		2-1-0		2-3-0		12-10-0	
6-2-0	0-0-0	0-0-0		HOME		2-1-0		0-0-0		4-1-0	
5-7-0	0-0-0	0-0-0		AWAY		0-0-0		1-2-0		4-5-0	
5-5-0	0-0-0	0-0-0		NEUTRAL		0-0-0		1-1-0		4-4-0	
9-9-0	0-0-0	0-0-0		NON-CONFERENCE		0-0-0		1-1-0		8-8-0	
1-1-0	0-0-0	0-0-0		HOME		0-0-0		0-0-0		1-1-0	
3-3-0	0-0-0	0-0-		AWAY		0-0-0		0-0-0		3-3-0	
5-5-0	0-0-0	0-0-0		NEUTRAL		0-0-0		1-1-0		4-4-0	
7-5-0	0-0-0	0-0-0		CONFERENCE		2-1-0		1-2-0		4-2-0	
5-1-0	0-0-0	0-0-0		HOME		2-1-0		0-0-0		3-0-0	
2-4-0	0-0-0	0-0-0		AWAY		0-0-0		1-2-0		1-2-0	
0-0-0	0-0-0	0-0-0		NEUTRAL		0-0-0		0-0-0		0-0-0	
RPI	S	Opponent	Score	RPI	S	Opponent	Score	RPI	S	Opponent	Score
						63 H Rhode Island	5 2	106 N Dartmouth		1	13
						63 H Rhode Island	7 5	106 N Dartmouth		8	7
						63 H Rhode Island	4 8	145 A Saint Louis		2	4
								145 A Saint Louis		4	9
								145 A Saint Louis		6	5
								159 N Eastern Mich.		7	12
								172 A Niagara		5	1
								172 A Niagara		1	2
								172 H Niagara		7	2
								186 H Buffalo		4	5
								191 A Davidson		2	9
								191 A Davidson		17	4
								191 A Davidson		2	9
								199 N Maine		4	3
								199 N Maine		5	6
								199 N Maine		4	5
								233 N Penn		4	0
								263 A Bucknell		7	4
								263 A Bucknell		5	4
								267 N North Dakota St.		0	10
								267 N North Dakota St.		7	3
								267 N North Dakota St.		10	3
								279 A Wagner		1	4
								279 A Wagner		5	6
								281 H Dayton		18	14
								281 H Dayton		6	4
								281 H Dayton		9	0
LAST 10 GAMES											
						263 A Bucknell	7 4	172 A Niagara		5	1
						263 A Bucknell	5 4	63 H Rhode Island		7	5
						279 A Wagner	1 4	63 H Rhode Island		4	8
						279 A Wagner	5 6	63 H Rhode Island		5	2
						172 A Niagara	1 2	172 H Niagara		7	2

Non-Div. I Games:

St. Bonaventure



Average RPI Win:		183	WON-LOST RECORD		WINNING PCT. RANK		LAST 10 GAMES		STRENGTH OF SCHEDULE		OPP. STRENGTH OF SCHEDULE		TEAM RPI		ADJ RPI		CONF. RPI		ADJ CONF. RPI				
Average RPI Loss:		126																					
DIV. I ONLY			16-21-0		.43243	199		7-3-0		145		172		159		.49244	159		20		20		
DIV. I NON-CONF.			9-19-0		.32143	247		2-2-0		74		158		164		.48986	164		15		15		
TOTALS		RPI 1-25		RPI 26-50		W-L RECORDS		RPI 51-100		RPI 101-150		RPI 150+											
16-21-0		0-4-0		0-0-0		OVERALL		3-6-0		1-2-0		12-9-0											
6-2-0		0-0-0		0-0-0		HOME		1-0-0		0-0-0		5-2-0											
7-11-0		0-4-0		0-0-0		AWAY		1-3-0		0-0-0		6-4-0											
3-8-0		0-0-0		0-0-0		NEUTRAL		1-3-0		1-2-0		1-3-0											
9-19-0		0-4-0		0-0-0		NON-CONFERENCE		3-6-0		1-2-0		5-7-0											
1-1-0		0-0-0		0-0-0		HOME		1-0-0		0-0-0		0-1-0											
5-10-0		0-4-0		0-0-		AWAY		1-3-0		0-0-0		4-3-0											
3-8-0		0-0-0		0-0-0		NEUTRAL		1-3-0		1-2-0		1-3-0											
7-2-0		0-0-0		0-0-0		CONFERENCE		0-0-0		0-0-0		7-2-0											
5-1-0		0-0-0		0-0-0		HOME		0-0-0		0-0-0		5-1-0											
2-1-0		0-0-0		0-0-0		AWAY		0-0-0		0-0-0		2-1-0											
0-0-0		0-0-0		0-0-0		NEUTRAL		0-0-0		0-0-0		0-0-0											
RPI	S	Opponent		Score		RPI	S	Opponent		Score		RPI	S	Opponent		Score		RPI	S	Opponent		Score	
5	A	Louisville		0	13							52	A	FGCU		5	12	106	N	Dartmouth		4	8
5	A	Louisville		2	3							56	N	Missouri		9	27	141	N	Butler		4	0
5	A	Louisville		7	8							56	N	Missouri		5	6	141	N	Butler		2	6
23	A	Michigan		1	2							56	N	Missouri		2	7	152	A	Ohio St.		3	1
												56	N	Missouri		6	2	157	N	St. Bonaventure		12	7
												72	H	Michigan St.		4	3	166	A	Fresno St.		15	11
												97	A	Samford		3	4	166	A	Fresno St.		2	10
												97	A	Samford		3	7	166	A	Fresno St.		3	6
												97	A	Samford		8	3	198	H	Ohio		12	11
																		198	H	Ohio		12	9
																		198	H	Ohio		8	2
																		201	A	Miami (OH)		2	6
																		201	A	Miami (OH)		10	6
																		201	A	Miami (OH)		7	5
																		226	N	Milwaukee		0	3
																		226	N	Milwaukee		4	15
																		226	N	Milwaukee		2	4
																		232	A	Oakland		11	14
																		232	H	Oakland		2	3
																		262	H	Bowling Green		7	6
																		262	H	Bowling Green		2	6
																		262	H	Bowling Green		3	0
																		282	A	Chicago St.		10	6
																		282	A	Chicago St.		5	2
LAST 10 GAMES					232	A	Oakland		11	14	23	A	Michigan		1	2	282	A	Chicago St.		10	6	
					198	H	Ohio		12	11	201	A	Miami (OH)		10	6	282	A	Chicago St.		5	2	
					198	H	Ohio		12	9	201	A	Miami (OH)		2	6							
					198	H	Ohio		8	2	201	A	Miami (OH)		7	5							
					152	A	Ohio St.		3	1	72	H	Michigan St.		4	3							

Non-Div. I Games:

Eastern Mich.



RPI	S	Opponent	Score	
259	A	Longwood	10	2
265	A	N.C. Central	8	7
265	H	N.C. Central	8	7
266	A	USC Upstate	4	5

Presbyterian

P  
r  
e  
s  
b  
y  
t  
e  
r  
i  
a  
n

P  
r  
e  
s  
b  
y  
t  
e  
r  
i  
a  
n



Average RPI Win: 211		WON-LOST	WINNING	LAST 10	STRENGTH OF		OPP. STRENGTH	TEAM	ADJ	CONF.	ADJ CONF.
Average RPI Loss: 102		RECORD	PCT. RANK	GAMES	SCHEDULE		OF SCHEDULE	RPI	RPI	RPI	RPI
DIV. I ONLY		17-16-0	.51515	131	8-2-0		201	155	161	.49205	161
DIV. I NON-CONF.		12-12-0	.5	145	6-0-0		179	148	148	.5008	148
TOTALS		RPI 1-25	RPI 26-50		W-L RECORDS		RPI 51-100		RPI 101-150		RPI 150+
17-16-0		0-5-0	0-0-0		OVERALL		0-2-0		3-4-0		14-5-0
12-3-0		0-0-0	0-0-0		HOME		0-1-0		0-0-0		12-2-0
5-11-0		0-4-0	0-0-0		AWAY		0-0-0		3-4-0		2-3-0
0-2-0		0-1-0	0-0-0		NEUTRAL		0-1-0		0-0-0		0-0-0
12-12-0		0-5-0	0-0-0		NON-CONFERENCE		0-2-0		2-2-0		10-3-0
8-1-0		0-0-0	0-0-0		HOME		0-1-0		0-0-0		8-0-0
4-9-0		0-4-0	0-0-0		AWAY		0-0-0		2-2-0		2-3-0
0-2-0		0-1-0	0-0-0		NEUTRAL		0-1-0		0-0-0		0-0-0
5-4-0		0-0-0	0-0-0		CONFERENCE		0-0-0		1-2-0		4-2-0
4-2-0		0-0-0	0-0-0		HOME		0-0-0		0-0-0		4-2-0
1-2-0		0-0-0	0-0-0		AWAY		0-0-0		1-2-0		0-0-0
0-0-0		0-0-0	0-0-0		NEUTRAL		0-0-0		0-0-0		0-0-0
RPI S	Opponent	Score	RPI S	Opponent	Score	RPI S	Opponent	Score	RPI S	Opponent	Score
17 A	McNeese	2 18				63 N	Rhode Island	3 6	107 A	UC Santa Barbara	5 8
18 N	Missouri St.	0 7				82 H	Yale	3 13	107 A	UC Santa Barbara	4 12
21 A	UCF	4 8							107 A	UC Santa Barbara	7 0
21 A	UCF	2 3							120 A	Marist	9 2
21 A	UCF	3 7							140 A	UMass Lowell	4 1
									140 A	UMass Lowell	0 4
									140 A	UMass Lowell	5 7
									160 A	Presbyterian	1 2
									160 A	Presbyterian	6 7
									160 A	Presbyterian	8 3
									163 A	Pepperdine	3 4
									177 H	Hartford	7 8
									177 H	Hartford	10 5
									177 H	Hartford	14 0
									229 H	Albany (NY)	8 3
									229 H	Albany (NY)	3 8
									229 H	Albany (NY)	7 1
									238 H	LIU Brooklyn	1 0
									238 H	LIU Brooklyn	15 11
									239 A	Sacred Heart	11 5
									239 H	Sacred Heart	9 3
									239 H	Sacred Heart	11 5
									239 H	Sacred Heart	6 5
									258 H	Manhattan	11 10
									261 H	Iona	13 2
									296 H	NYIT	7 2
			LAST 10 GAMES								
			140 A	UMass Lowell	4 1	239 H	Sacred Heart	6 5			
			140 A	UMass Lowell	0 4	239 H	Sacred Heart	11 5			
			140 A	UMass Lowell	5 7	239 H	Sacred Heart	9 3			
			120 A	Marist	9 2	261 H	Iona	13 2			
			239 A	Sacred Heart	11 5	229 H	Albany (NY)	7 1			

Non-Div. I Games:

Stony Brook

Average RPI Win: 189		WON-LOST	WINNING	LAST 10	STRENGTH OF		OPP. STRENGTH	TEAM	ADJ	CONF.	ADJ CONF.			
Average RPI Loss: 146		RECORD	PCT. RANK	GAMES	SCHEDULE		OF SCHEDULE	RPI	RPI	RPI	RPI			
DIV. I ONLY		20-17-0	.54054	115	7-3-0		176	184	162	.49192	162			
DIV. I NON-CONF.		15-13-0	.53571	128	4-0-0		196	206	170	.48883	170			
TOTALS		RPI 1-25	RPI 26-50		W-L RECORDS		RPI 51-100		RPI 101-150		RPI 150+			
20-17-0	0-1-0	0-0-0		OVERALL		4-6-0		0-0-0		16-10-0				
11-11-0	0-0-0	0-0-0		HOME		3-4-0		0-0-0		8-7-0				
8-6-0	0-1-0	0-0-0		AWAY		1-2-0		0-0-0		7-3-0				
1-0-0	0-0-0	0-0-0		NEUTRAL		0-0-0		0-0-0		1-0-0				
15-13-0	0-1-0	0-0-0		NON-CONFERENCE		4-6-0		0-0-0		11-6-0				
8-8-0	0-0-0	0-0-0		HOME		3-4-0		0-0-0		5-4-0				
6-5-0	0-1-0	0-0-		AWAY		1-2-0		0-0-0		5-2-0				
1-0-0	0-0-0	0-0-0		NEUTRAL		0-0-0		0-0-0		1-0-0				
5-4-0	0-0-0	0-0-0		CONFERENCE		0-0-0		0-0-0		5-4-0				
3-3-0	0-0-0	0-0-0		HOME		0-0-0		0-0-0		3-3-0				
2-1-0	0-0-0	0-0-0		AWAY		0-0-0		0-0-0		2-1-0				
0-0-0	0-0-0	0-0-0		NEUTRAL		0-0-0		0-0-0		0-0-0				
RPI	S	Opponent	Score		RPI	S	Opponent	Score		RPI	S	Opponent	Score	
6	A	Clemson	2	9						158	H	Furman	4	12
							58 H Wright St.	0	3	158	H	Furman	21	2
							75 A Florida A&M	3	2	158	H	Furman	9	8
							75 A Florida A&M	7	8	158	H	Furman	1	6
							75 A Florida A&M	4	17	160	A	Presbyterian	10	9
							78 H Winthrop	6	10	160	N	Presbyterian	8	7
							82 H Yale	3	2	175	A	UNCG	12	13
							82 H Yale	6	2	175	A	UNCG	13	4
							82 H Yale	15	18	175	A	UNCG	3	4
							82 H Yale	8	17	176	H	VMI	1	8
							94 H Pittsburgh	4	3	176	H	VMI	13	3
										176	H	VMI	17	8
										206	A	UNC Asheville	6	7
										206	H	UNC Asheville	6	3
										210	A	Navy	18	11
										211	H	Georgetown	1	5
										214	H	James Madison	4	6
										222	H	Monmouth	16	4
										222	H	Monmouth	6	5
										259	H	Longwood	10	14
										266	A	USC Upstate	4	2
										266	H	USC Upstate	7	3
										268	A	Villanova	13	0
										268	A	Villanova	8	0
										268	A	Villanova	6	1
										269	H	La Salle	6	7
										269	H	La Salle		
LAST 10 GAMES														
175	A	UNCG	12	13	176	H	VMI	1	8	268	A	Villanova	13	0
175	A	UNCG	8	7	176	H	VMI	3	4	268	A	Villanova	8	0
175	A	UNCG	13	4	210	A	Navy	6	3	269	H	La Salle	6	1
206	A	UNC Asheville	17	8	268	A	Villanova	8	0	269	H	La Salle	6	7
176	H	VMI	13	3	268	A	Villanova	7	3					

Non-Div. I Games:

Wofford

Average RPI Win:		156	WON-LOST RECORD		WINNING PCT. RANK		LAST 10 GAMES		STRENGTH OF SCHEDULE		OPP. STRENGTH OF SCHEDULE		TEAM RPI		ADJ RPI		CONF. RPI		ADJ CONF. RPI	
DIV. I ONLY			17-18-0		.48571 160		6-4-0		207		55		163		.4916 163		9		9	
DIV. I NON-CONF.			11-12-0		.47826 162		1-1-0		191		20		166		.48964 166		10		10	
TOTALS		RPI 1-25		RPI 26-50		W-L RECORDS		RPI 51-100		RPI 101-150		RPI 150+								
17-18-0		0-1-0		1-2-0		OVERALL		5-8-0		2-2-0		9-5-0								
9-7-0		0-1-0		0-0-0		HOME		2-4-0		2-1-0		5-1-0								
8-11-0		0-0-0		1-2-0		AWAY		3-4-0		0-1-0		4-4-0								
0-0-0		0-0-0		0-0-0		NEUTRAL		0-0-0		0-0-0		0-0-0								
11-12-0		0-1-0		1-2-0		NON-CONFERENCE		2-5-0		2-2-0		6-2-0								
7-6-0		0-1-0		0-0-0		HOME		0-3-0		2-1-0		5-1-0								
4-6-0		0-0-0		1-0-		AWAY		2-2-0		0-1-0		1-1-0								
0-0-0		0-0-0		0-0-0		NEUTRAL		0-0-0		0-0-0		0-0-0								
6-6-0		0-0-0		0-0-0		CONFERENCE		3-3-0		0-0-0		3-3-0								
2-1-0		0-0-0		0-0-0		HOME		2-1-0		0-0-0		0-0-0								
4-5-0		0-0-0		0-0-0		AWAY		1-2-0		0-0-0		3-3-0								
0-0-0		0-0-0		0-0-0		NEUTRAL		0-0-0		0-0-0		0-0-0								
RPI	S	Opponent		Score		RPI	S	Opponent		Score		RPI	S	Opponent		Score				
20	H	Long Beach St.		1	2	36	A	Texas A&M		0	3	61	H	Gonzaga		1	2			
						36	A	Texas A&M		6	10	61	H	Gonzaga		2	1			
						36	A	Texas A&M		2	1	61	H	Gonzaga		5	3			
												69	A	BYU		4	9			
												69	A	BYU		2	7			
												69	A	BYU		11	7			
												79	H	California		2	3			
												79	H	California		7	12			
												79	H	California		1	3			
												84	A	Sam Houston St.		1	2			
												85	A	Rice		6	7			
												85	A	Rice		7	5			
												85	A	Rice		5	2			

Non-Div. I Games:

Pepperdine

Average RPI Win:	180	WON-LOST RECORD	WINNING PCT. RANK	LAST 10 GAMES	STRENGTH OF SCHEDULE	OPP. STRENGTH OF SCHEDULE	TEAM RPI	ADJ RPI	CONF. RPI	ADJ CONF. RPI				
DIV. I ONLY		17-20-0	.45946	177	5-5-0	143	100	164	.49126	164	22	22		
DIV. I NON-CONF.		10-15-0	.4	206	2-1-0	62	46	153	.4996	153	23	23		
<hr/>														
TOTALS	RPI 1-25	RPI 26-50		W-L RECORDS		RPI 51-100		RPI 101-150		RPI 150+				
17-20-0	0-1-0	0-0-0		OVERALL		5-11-0		1-6-0		11-2-0				
10-10-0	0-1-0	0-0-0		HOME		3-6-0		0-2-0		7-1-0				
7-10-0	0-0-0	0-0-0		AWAY		2-5-0		1-4-0		4-1-0				
0-0-0	0-0-0	0-0-0		NEUTRAL		0-0-0		0-0-0		0-0-0				
10-15-0	0-1-0	0-0-0		NON-CONFERENCE		5-11-0		1-3-0		4-0-0				
5-9-0	0-1-0	0-0-0		HOME		3-6-0		0-2-0		2-0-0				
5-6-0	0-0-0	0-0-		AWAY		2-5-0		1-1-0		2-0-0				
0-0-0	0-0-0	0-0-0		NEUTRAL		0-0-0		0-0-0		0-0-0				
7-5-0	0-0-0	0-0-0		CONFERENCE		0-0-0		0-3-0		7-2-0				
5-1-0	0-0-0	0-0-0		HOME		0-0-0		0-0-0		5-1-0				
2-4-0	0-0-0	0-0-0		AWAY		0-0-0		0-3-0		2-1-0				
0-0-0	0-0-0	0-0-0		NEUTRAL		0-0-0		0-0-0		0-0-0				
RPI	S	Opponent	Score		RPI	S	Opponent	Score		RPI	S	Opponent	Score	
6	H	Clemson	4	8						51	A	Nebraska	2	6
										51	A	Nebraska	1	6
										51	A	Nebraska	1	10
										54	A	Coastal Caro.	7	16
										54	H	Coastal Caro.	5	8
										74	H	Kent St.	0	5
										74	H	Kent St.	10	7
										74	H	Kent St.	5	13
										81	H	East Carolina	12	15
										81	H	East Carolina	7	12
										96	H	Cincinnati	4	5
										96	H	Cincinnati	4	3
										96	H	Cincinnati	5	3
										100	A	Georgia	8	9
										100	A	Georgia	15	6
										100	A	Georgia	9	3

Non-Div. I Games:

Col. of Charleston

Average RPI Win:		207	WON-LOST RECORD		WINNING PCT. RANK		LAST 10 GAMES		STRENGTH OF SCHEDULE		OPP. STRENGTH OF SCHEDULE		TEAM RPI		ADJ RPI		CONF. RPI		ADJ CONF. RPI								
DIV. I ONLY			17-17-0		.5		145		3-7-0		139		153		165		.49122		165		21		21				
DIV. I NON-CONF.			14-11-0		.56		113		0-1-0		167		137		159		.49316		159		22		22				
TOTALS		RPI 1-25		RPI 26-50		W-L RECORDS		RPI 51-100		RPI 101-150		RPI 150+															
17-17-0		0-5-0		1-2-0		OVERALL		1-4-0		3-2-0		12-4-0															
12-9-0		0-4-0		0-0-0		HOME		1-0-0		2-2-0		9-3-0															
5-7-0		0-0-0		1-2-0		AWAY		0-4-0		1-0-0		3-1-0															
0-1-0		0-1-0		0-0-0		NEUTRAL		0-0-0		0-0-0		0-0-0															
14-11-0		0-5-0		1-2-0		NON-CONFERENCE		1-1-0		2-0-0		10-3-0															
11-7-0		0-4-0		0-0-0		HOME		1-0-0		1-0-0		9-3-0															
3-3-0		0-0-0		1-0-		AWAY		0-1-0		1-0-0		1-0-0															
0-1-0		0-1-0		0-0-0		NEUTRAL		0-0-0		0-0-0		0-0-0															
3-6-0		0-0-0		0-0-0		CONFERENCE		0-3-0		1-2-0		2-1-0															
1-2-0		0-0-0		0-0-0		HOME		0-0-0		1-2-0		0-0-0															
2-4-0		0-0-0		0-0-0		AWAY		0-3-0		0-0-0		2-1-0															
0-0-0		0-0-0		0-0-0		NEUTRAL		0-0-0		0-0-0		0-0-0															
RPI	S	Opponent		Score		RPI	S	Opponent		Score		RPI	S	Opponent		Score											
18	H	Missouri St.		4	6	28	A	Auburn		0	8	71	A	Jacksonville		5	6	102	A	Middle Tenn.		16	2				
22	N	Vanderbilt		0	10	28	A	Auburn		8	7	71	A	Jacksonville		1	2	102	H	Middle Tenn.		3	2				
23	H	Michigan		0	5	28	A	Auburn		4	5	71	A	Jacksonville		3	5	126	H	North Florida		8	1				
23	H	Michigan		3	4							73	A	Tennessee Tech		1	10	126	H	North Florida		5	7				
23	H	Michigan		2	8							73	H	Tennessee Tech		11	9	126	H	North Florida		1	11				
																		194	H	UT Martin		3	7				
																		232	H	Oakland		11	16				
																		232	H	Oakland		7	3				
																		232	H	Oakland		3	2				
																		246	A	Western Ky.		10	4				
																		253	H	Evansville		5	10				
																		253	H	Evansville		4	3				
																		253	H	Evansville		4	1				
																		257	H	Northwestern		10	6				
																		262	H	Bowling Green		2	0				
																		266	A	USC Upstate		19	4				
																		266	A	USC Upstate		5	3				
																		266	A	USC Upstate		7	16				
																		272	H	Illinois St.		3	1				
																		272	H	Illinois St.		10	8				
																		272	H	Illinois St.		8	3				
						LAST 10 GAMES																					
						71 A Jacksonville						3	5	126 H North Florida						1	11						
						71 A Jacksonville						1	2	73 A Tennessee Tech						1	10						
						71 A Jacksonville						5	6	266 A USC Upstate						7	16						
						126 H North Florida						8	1	266 A USC Upstate						5	3						
						126 H North Florida						5	7	266 A USC Upstate						19	4						

Non-Div. I Games:

Lipscomb

Average RPI Win: 164		WON-LOST	WINNING	LAST 10	STRENGTH OF		OPP. STRENGTH	TEAM	ADJ	CONF.	ADJ CONF.
Average RPI Loss: 121		RECORD	PCT. RANK	GAMES	SCHEDULE		OF SCHEDULE	RPI	RPI	RPI	RPI
DIV. I ONLY		18-18-0	.5	145	3-7-0		137	158	166	.49085	166
DIV. I NON-CONF.		10-11-0	.47619	167	1-5-0		122	99	171	.48873	171
TOTALS		RPI 1-25	RPI 26-50		W-L RECORDS		RPI 51-100		RPI 101-150		RPI 150+
18-18-0		0-0-0	3-4-0		OVERALL		1-5-0		3-3-0		11-6-0
13-10-0		0-0-0	2-2-0		HOME		1-2-0		2-3-0		8-3-0
5-8-0		0-0-0	1-2-0		AWAY		0-3-0		1-0-0		3-3-0
0-0-0		0-0-0	0-0-0		NEUTRAL		0-0-0		0-0-0		0-0-0
10-11-0		0-0-0	2-2-0		NON-CONFERENCE		0-3-0		3-3-0		5-3-0
8-6-0		0-0-0	2-2-0		HOME		0-0-0		2-3-0		4-1-0
2-5-0		0-0-0	0-0-		AWAY		0-3-0		1-0-0		1-2-0
0-0-0		0-0-0	0-0-0		NEUTRAL		0-0-0		0-0-0		0-0-0
8-7-0		0-0-0	1-2-0		CONFERENCE		1-2-0		0-0-0		6-3-0
5-4-0		0-0-0	0-0-0		HOME		1-2-0		0-0-0		4-2-0
3-3-0		0-0-0	1-2-0		AWAY		0-0-0		0-0-0		2-1-0
0-0-0		0-0-0	0-0-0		NEUTRAL		0-0-0		0-0-0		0-0-0
RPI S	Opponent	Score	RPI S	Opponent	Score	RPI S	Opponent	Score	RPI S	Opponent	Score
			38 H	Oregon	9 1	72 A	Michigan St.	5 9	112 A	San Francisco	6 3
			38 H	Oregon	8 3	72 A	Michigan St.	4 10	112 H	San Francisco	6 7
			38 H	Oregon	1 13	72 A	Michigan St.	2 8	119 H	UC Riverside	5 4
			38 H	Oregon	2 3	88 H	San Diego St.	0 12	119 H	UC Riverside	3 4
			47 A	New Mexico	4 24	88 H	San Diego St.	4 5	119 H	UC Riverside	4 6
			47 A	New Mexico	2 1	88 H	San Diego St.	8 7	142 H	Cal Poly	12 8
			47 A	New Mexico	2 6				159 H	Eastern Mich.	6 3
									159 H	Eastern Mich.	10 2
									159 H	Eastern Mich.	11 15
									163 A	Pepperdine	7 8
									163 H	Pepperdine	5 2
									213 A	Pacific	11 12
									213 H	Pacific	10 4
									216 A	Sacramento St.	9 0
									224 H	Nevada	8 10
									224 H	Nevada	3 2
									224 H	Nevada	9 5
									251 A	Air Force	15 7
									251 A	Air Force	5 14
									251 A	Air Force	10 8
									251 H	Air Force	5 10
									251 H	Air Force	8 7
									251 H	Air Force	7 5
LAST 10 GAMES			213 A	Pacific	11 12	72 A	Michigan St.	2 8			
			251 H	Air Force	8 7	72 A	Michigan St.	5 9			
			251 H	Air Force	5 10	72 A	Michigan St.	4 10			
			251 H	Air Force	7 5	216 A	Sacramento St.	9 0			
			112 H	San Francisco	6 7	47 A	New Mexico	2 6			

Non-Div. I Games:

Fresno St.

Average RPI Win: 179		WON-LOST RECORD		WINNING PCT. RANK		LAST 10 GAMES		STRENGTH OF SCHEDULE		OPP. STRENGTH OF SCHEDULE		TEAM RPI		ADJ RPI		CONF. RPI		ADJ CONF. RPI	
DIV. I ONLY		22-16-0		.57895 89		5-5-0		209		118		167		.4904 167		11		11	
DIV. I NON-CONF.		13-10-0		.56522 106		2-2-0		186		116		176		.48768 176		11		11	
TOTALS		RPI 1-25		RPI 26-50		W-L RECORDS		RPI 51-100		RPI 101-150		RPI 150+							
22-16-0		0-1-0		1-3-0		OVERALL		4-4-0		5-3-0		12-5-0							
17-10-0		0-1-0		1-1-0		HOME		3-2-0		2-3-0		11-3-0							
5-6-0		0-0-0		0-2-0		AWAY		1-2-0		3-0-0		1-2-0							
0-0-0		0-0-0		0-0-0		NEUTRAL		0-0-0		0-0-0		0-0-0							
13-10-0		0-1-0		1-3-0		NON-CONFERENCE		2-3-0		2-3-0		8-0-0							
12-6-0		0-1-0		1-1-0		HOME		1-1-0		2-3-0		8-0-0							
1-4-0		0-0-0		0-0-		AWAY		1-2-0		0-0-0		0-0-0							
0-0-0		0-0-0		0-0-0		NEUTRAL		0-0-0		0-0-0		0-0-0							
9-6-0		0-0-0		0-0-0		CONFERENCE		2-1-0		3-0-0		4-5-0							
5-4-0		0-0-0		0-0-0		HOME		2-1-0		0-0-0		3-3-0							
4-2-0		0-0-0		0-0-0		AWAY		0-0-0		3-0-0		1-2-0							
0-0-0		0-0-0		0-0-0		NEUTRAL		0-0-0		0-0-0		0-0-0							
RPI	S	Opponent		Score		RPI	S	Opponent		Score		RPI	S	Opponent		Score			
15	H	Baylor		0 4		36	H	Texas A&M		3 9		54	H	Coastal Caro.		10 7			
						37	A	Texas		0 2		54	H	Coastal Caro.		3 4			
						37	A	Texas		2 9		54	H	Coastal Caro.		5 4			
						37	H	Texas		11 10		62	A	Oklahoma St.		7 10			
												62	A	Oklahoma St.		12 11			
												62	A	Oklahoma St.		3 6			
												84	H	Sam Houston St.		4 7			
												85	H	Rice		13 4			

# High Point

Tie, Loss, Non-Conf, S Site, H Home, A Away, N Neutral Page 184



RPI	S	Opponent	Score	
291	H	NJIT	11	0
291	H	NJIT	6	5

High Point

H  
i  
g  
h  
P  
o  
i  
n  
t

H  
i  
g  
h  
P  
o  
i  
n  
t

Average RPI Win: 194		WON-LOST	WINNING	LAST 10	STRENGTH OF		OPP. STRENGTH	TEAM	ADJ	CONF.	ADJ CONF.
Average RPI Loss: 160		RECORD	PCT. RANK	GAMES	SCHEDULE		OF SCHEDULE	RPI	RPI	RPI	RPI
DIV. I ONLY		19-17-0	.52778	126	7-3-0		150	247	169	.48962	169
DIV. I NON-CONF.		12-12-0	.5	145	1-0-0		102	231	165	.48969	165
TOTALS		RPI 1-25	RPI 26-50		W-L RECORDS		RPI 51-100		RPI 101-150		RPI 150+
19-17-0		0-1-0	0-0-0		OVERALL		1-1-0		5-7-0		13-8-0
13-10-0		0-0-0	0-0-0		HOME		1-1-0		3-5-0		9-4-0
6-7-0		0-1-0	0-0-0		AWAY		0-0-0		2-2-0		4-4-0
0-0-0		0-0-0	0-0-0		NEUTRAL		0-0-0		0-0-0		0-0-0
12-12-0		0-1-0	0-0-0		NON-CONFERENCE		1-1-0		5-7-0		6-3-0
9-8-0		0-0-0	0-0-0		HOME		1-1-0		3-5-0		5-2-0
3-4-0		0-1-0	0-0-		AWAY		0-0-0		2-2-0		1-1-0
0-0-0		0-0-0	0-0-0		NEUTRAL		0-0-0		0-0-0		0-0-0
7-5-0		0-0-0	0-0-0		CONFERENCE		0-0-0		0-0-0		7-5-0
4-2-0		0-0-0	0-0-0		HOME		0-0-0		0-0-0		4-2-0
3-3-0		0-0-0	0-0-0		AWAY		0-0-0		0-0-0		3-3-0
0-0-0		0-0-0	0-0-0		NEUTRAL		0-0-0		0-0-0		0-0-0
RPI S	Opponent	Score		RPI S	Opponent	Score		RPI S	Opponent	Score	
3 A	North Carolina	1	11					58 H	Wright St.	6	8
								58 H	Wright St.	9	8
								101 A	Western Caro.	15	13
								101 H	Western Caro.	7	5
								136 A	ETSU	4	19
								136 A	ETSU	4	5
								136 A	ETSU	5	1
								138 H	Appalachian St.	2	4
								138 H	Appalachian St.	4	5
								138 H	Appalachian St.	1	5
								150 H	Canisius	7	10
								150 H	Canisius	5	0
								150 H	Canisius	5	9
								150 H	Canisius	6	5
								168 A	High Point	4	6
								168 A	High Point	7	12
								168 A	High Point	7	2
								191 A	Davidson	2	11
								211 H	Georgetown	2	4
								211 H	Georgetown	8	1
								211 H	Georgetown	4	3
								220 H	UMBC	4	3
								220 H	UMBC	5	2
								220 H	UMBC	0	6
								225 H	Quinnipiac	5	2
								228 A	Charleston So.	6	3
								228 A	Charleston So.	7	5
								228 A	Charleston So.	2	18
								240 H	Campbell	2	7
LAST 10 GAMES											
				101 H	Western Caro.	7	5	259 H	Longwood	4	3
				228 A	Charleston So.	7	5	259 H	Longwood	4	2
				228 A	Charleston So.	2	18	168 A	High Point	7	12
				228 A	Charleston So.	6	3	168 A	High Point	7	2
				259 H	Longwood	7	2	168 A	High Point	4	6

Non-Div. I Games:

Gardner-Webb

RPI	S	Opponent	Score	
240	H	Campbell	10	9
240	H	Campbell	6	8
259	H	Longwood	7	2
259	H	Longwood	4	2
259	H	Longwood	4	3
266	A	USC Upstate	10	5

Gardner-Webb

G  
a  
r  
d  
n  
e  
r  
-  
W  
e  
b  
b

G  
a  
r  
d  
n  
e  
r  
-  
W  
e  
b  
b

Average RPI Win: 165		WON-LOST	WINNING	LAST 10	STRENGTH OF		OPP. STRENGTH	TEAM	ADJ	CONF.	ADJ CONF.
Average RPI Loss: 79		RECORD	PCT. RANK	GAMES	SCHEDULE		OF SCHEDULE	RPI	RPI	RPI	RPI
DIV. I ONLY		10-21-0	.32258	263	84		76	170	.48956	170	16
DIV. I NON-CONF.		5-14-0	.26316	261	60		13	147	.50084	147	9
TOTALS		RPI 1-25	RPI 26-50		W-L RECORDS		RPI 51-100		RPI 101-150		RPI 150+
10-21-0		0-5-0	1-2-0		OVERALL		2-9-0		0-2-0		7-3-0
3-6-0		0-0-0	0-0-0		HOME		1-3-0		0-2-0		2-1-0
7-13-0		0-5-0	1-2-0		AWAY		1-4-0		0-0-0		5-2-0
0-2-0		0-0-0	0-0-0		NEUTRAL		0-2-0		0-0-0		0-0-0
5-14-0		0-5-0	1-2-0		NON-CONFERENCE		1-4-0		0-0-0		3-3-0
0-1-0		0-0-0	0-0-0		HOME		0-0-0		0-0-0		0-1-0
5-11-0		0-5-0	1-0-		AWAY		1-2-0		0-0-0		3-2-0
0-2-0		0-0-0	0-0-0		NEUTRAL		0-2-0		0-0-0		0-0-0
5-7-0		0-0-0	0-0-0		CONFERENCE		1-5-0		0-2-0		4-0-0
3-5-0		0-0-0	0-0-0		HOME		1-3-0		0-2-0		2-0-0
2-2-0		0-0-0	0-0-0		AWAY		0-2-0		0-0-0		2-0-0
0-0-0		0-0-0	0-0-0		NEUTRAL		0-0-0		0-0-0		0-0-0
RPI S	Opponent	Score	RPI S	Opponent	Score	RPI S	Opponent	Score	RPI S	Opponent	Score
9 A	Florida	0 7	30 A	St. John's (NY)	7 4	60 N	South Ala.	1 4	106 H	Dartmouth	2 6
9 A	Florida	2 7	32 A	Southern Miss.	3 4	60 N	South Ala.	3 4	106 H	Dartmouth	2 9
9 A	Florida	4 8	32 A	Southern Miss.	5 20	82 A	Yale	3 6	188 A	Penn St.	8 5
16 A	Mississippi St.	4 5				82 A	Yale	4 5	188 A	Penn St.	6 10
16 A	Mississippi St.	8 11				87 A	Tulane	7 8	188 A	Penn St.	4 2
						87 A	Tulane	11 5	188 A	Penn St.	7 11
						87 A	Tulane	0 7	196 A	Brown	3 1
						90 H	Cornell	8 7	196 A	Brown	9 5
						90 H	Cornell	5 9	222 H	Monmouth	12 17
						90 H	Cornell	7 8	223 H	Harvard	2 0
						90 H	Cornell	6 12	223 H	Harvard	5 1
									230 A	Fordham	6 1
LAST 10 GAMES											
230 A	Fordham	6 1	222 H	Monmouth	12 17						
90 H	Cornell	8 7	82 A	Yale	4 5						
90 H	Cornell	5 9	82 A	Yale	3 6						
90 H	Cornell	6 12	196 A	Brown	9 5						
90 H	Cornell	7 8	196 A	Brown	3 1						

Non-Div. I Games:

Columbia

Average RPI Win:	206	WON-LOST RECORD	WINNING PCT. RANK	LAST 10 GAMES	STRENGTH OF SCHEDULE	OPP. STRENGTH OF SCHEDULE	TEAM RPI	ADJ RPI	CONF. RPI	ADJ CONF. RPI		
DIV. I ONLY		14-20-0	.41176	210	5-5-0	163	233	171	.4867	171	23	23
DIV. I NON-CONF.		10-12-0	.45455	182	2-2-0	175	199	122	.51235	122	20	20
<hr/>												
TOTALS	RPI 1-25	RPI 26-50		W-L RECORDS		RPI 51-100		RPI 101-150		RPI 150+		
14-20-0	0-3-0	0-0-0		OVERALL		2-4-0		2-6-0		10-7-0		
4-3-0	0-0-0	0-0-0		HOME		0-0-0		0-0-0		4-3-0		
8-17-0	0-3-0	0-0-0		AWAY		2-4-0		2-6-0		4-4-0		
2-0-0	0-0-0	0-0-0		NEUTRAL		0-0-0		0-0-0		2-0-0		
10-12-0	0-3-0	0-0-0		NON-CONFERENCE		2-1-0		1-4-0		7-4-0		
1-0-0	0-0-0	0-0-0		HOME		0-0-0		0-0-0		1-0-0		
7-12-0	0-3-0	0-0-		AWAY		2-1-0		1-4-0		4-4-0		
2-0-0	0-0-0	0-0-0		NEUTRAL		0-0-0		0-0-0		2-0-0		
4-8-0	0-0-0	0-0-0		CONFERENCE		0-3-0		1-2-0		3-3-0		
3-3-0	0-0-0	0-0-0		HOME		0-0-0		0-0-0		3-3-0		
1-5-0	0-0-0	0-0-0		AWAY		0-3-0		1-2-0		0-0-0		
0-0-0	0-0-0	0-0-0		NEUTRAL		0-0-0		0-0-0		0-0-0		
RPI S	Opponent	Score	RPI S	Opponent	Score	RPI S	Opponent	Score	RPI S	Opponent	Score	
24 A	South Fla.	2 11				58 A	Wright St.	1 6	113 A	Purdue	5 1	
24 A	South Fla.	5 6				58 A	Wright St.	1 2	130 A	Ill.-Chicago	7 10	
24 A	South Fla.	1 8				58 A	Wright St.	0 7	130 A	Ill.-Chicago	1 8	
						71 A	Jacksonville	5 2	130 A	Ball St.	2 11	
						71 A	Jacksonville	6 3	130 A	Ill.-Chicago	4 2	
						71 A	Jacksonville	3 6	135 A	Wichita St.	2 3	
									135 A	Wichita St.	3 4	
									135 A	Wichita St.	3 4	
									208 A	UAB	2 3	
									208 A	UAB	1 5	
									208 A	UAB	9 5	
									232 H	Oakland	9 19	
									232 H	Oakland	6 9	
									232 H	Oakland	7 6	
									233 N	Penn	3 0	
									233 N	Penn	16 3	
									246 A	Western Ky.	5 6	
									246 A	Western Ky.	5 2	
									246 A	Western Ky.	3 4	
									255 H	Northern Ky.	10 9	
									255 H	Northern Ky.	8 7	
									255 H	Northern Ky.	7 18	
									272 A	Illinois St.	4 3	
									282 A	Chicago St.	13 1	
									282 H	Chicago St.	10 3	
			LAST 10 GAMES									
			282 H	Chicago St.	10 3	255 H	Northern Ky.	7 18	272 A	Illinois St.	4 3	
			232 H	Oakland	9 19	255 H	Northern Ky.	10 9	282 A	Chicago St.	13 1	
			232 H	Oakland	6 9	255 H	Northern Ky.	8 7	282 H	Chicago St.	10 3	
			232 H	Oakland	7 6	272 A	Illinois St.	4 3				
			130 A	Ball St.	2 11	135 A	Wichita St.	3 4				

Non-Div. I Games:

Valparaiso

Average RPI Win: 228		WON-LOST RECORD		WINNING PCT. RANK		LAST 10 GAMES		STRENGTH OF SCHEDULE		OPP. STRENGTH OF SCHEDULE		TEAM RPI		ADJ RPI		CONF. RPI		ADJ CONF. RPI	
DIV. I ONLY		17-14-0		.54839 111		5-5-0		273		170		172		.48606 172		26		26	
DIV. I NON-CONF.		10-9-0		.52632 132		1-2-0		125		90		68		.54168 68		25		25	
TOTALS		RPI 1-25		RPI 26-50		W-L RECORDS		RPI 51-100		RPI 101-150		RPI 150+							
17-14-0		1-4-0		0-0-0		OVERALL		0-0-0		1-3-0		15-7-0							
7-1-0		0-0-0		0-0-0		HOME		0-0-0		0-0-0		7-1-0							
8-13-0		1-4-0		0-0-0		AWAY		0-0-0		1-3-0		6-5-0							
2-0-0		0-0-0		0-0-0		NEUTRAL		0-0-0		0-0-0		2-0-0							
10-9-0		1-4-0		0-0-0		NON-CONFERENCE		0-0-0		1-3-0		8-2-0							
1-1-0		0-0-0		0-0-0		HOME		0-0-0		0-0-0		1-1-0							
7-8-0		1-4-0		0-0-		AWAY		0-0-0		1-3-0		5-1-0							
2-0-0		0-0-0		0-0-0		NEUTRAL		0-0-0		0-0-0		2-0-0							
7-5-0		0-0-0		0-0-0		CONFERENCE		0-0-0		0-0-0		7-5-0							
6-0-0		0-0-0		0-0-0		HOME		0-0-0		0-0-0		6-0-0							
1-5-0		0-0-0		0-0-0		AWAY		0-0-0		0-0-0		1-5-0							
0-0-0		0-0-0		0-0-0		NEUTRAL		0-0-0		0-0-0		0-0-0							
RPI S	Opponent	Score		RPI S	Opponent	Score		RPI S	Opponent	Score		RPI S	Opponent	Score					
11 A	Virginia	3	5							103 A	Virginia Tech	3	8						
11 A	Virginia	8	5							114 A	Marshall	9	3						
15 A	Baylor	3	6							114 A	Marshall	6	9						
15 A	Baylor	3	7							114 A	Marshall	4	5						
15 A	Baylor	6	21							157 A	St. Bonaventure	2	7						
										157 H	St. Bonaventure	1	5						
										157 H	St. Bonaventure	2	1						
										219 A	Rider	5	6						
										219 A	Rider	1	2						
										219 A	Rider	1	2						
										225 H	Quinnipiac	10	2						
										225 H	Quinnipiac	2	1						
										225 H	Quinnipiac	17	8						
										234 A	Norfolk St.	6	1						
										234 A	Norfolk St.	9	0						
										234 A	Norfolk St.	4	0						
										258 A	Manhattan	10	2						
										258 A	Manhattan	2	4						
										258 A	Manhattan	5	6						
										262 A	Bowling Green	3	2						
										262 A	Bowling Green	3	1						
										269 N	La Salle	8	5						
										269 N	La Salle	9	0						
										297 H	Saint Peter's	7	0						
										297 H	Saint Peter's	3	2						
										297 H	Saint Peter's	8	1						
				LAST 10 GAMES															
				219 A	Rider	5	6	225 H	Quinnipiac	17	8								
				219 A	Rider	1	2	225 H	Quinnipiac	2	1								
				219 A	Rider	1	2	225 H	Quinnipiac	10	2								
				157 H	St. Bonaventure	2	1	157 A	St. Bonaventure	2	7								
				157 H	St. Bonaventure	1	5	297 H	Saint Peter's	8	1								

Non-Div. I Games:

Niagara

Average RPI Win: 197		WON-LOST	WINNING	LAST 10	STRENGTH OF		OPP. STRENGTH	TEAM	ADJ		CONF.	ADJ CONF.		
Average RPI Loss: 112		RECORD	PCT. RANK	GAMES	SCHEDULE		OF SCHEDULE	RPI	RPI		RPI	RPI		
DIV. I ONLY		19-17-0	.52778	126	6-4-0		227	121	173		.48526	173	11	11
DIV. I NON-CONF.		12-9-0	.57143	102	2-1-0		264	155	205		.47372	205	11	11
TOTALS		RPI 1-25	RPI 26-50		W-L RECORDS		RPI 51-100		RPI 101-150		RPI 150+			
19-17-0		0-1-0	1-2-0		OVERALL		2-7-0		2-2-0		14-5-0			
13-6-0		0-1-0	1-1-0		HOME		2-1-0		1-0-0		9-3-0			
6-11-0		0-0-0	0-1-0		AWAY		0-6-0		1-2-0		5-2-0			
0-0-0		0-0-0	0-0-0		NEUTRAL		0-0-0		0-0-0		0-0-0			
12-9-0		0-1-0	1-2-0		NON-CONFERENCE		2-1-0		2-2-0		7-3-0			
8-5-0		0-1-0	1-1-0		HOME		2-1-0		1-0-0		4-2-0			
4-4-0		0-0-0	0-0-		AWAY		0-0-0		1-2-0		3-1-0			
0-0-0		0-0-0	0-0-0		NEUTRAL		0-0-0		0-0-0		0-0-0			
7-8-0		0-0-0	0-0-0		CONFERENCE		0-6-0		0-0-0		7-2-0			
5-1-0		0-0-0	0-0-0		HOME		0-0-0		0-0-0		5-1-0			
2-7-0		0-0-0	0-0-0		AWAY		0-6-0		0-0-0		2-1-0			
0-0-0		0-0-0	0-0-0		NEUTRAL		0-0-0		0-0-0		0-0-0			
RPI	S	Opponent	Score		RPI	S	Opponent	Score		RPI	S	Opponent	Score	
18	H	Missouri St.	0	13	35	H	Louisiana Tech	3	19	54	A	Coastal Caro.	6	11
					35	H	Louisiana Tech	6	5	54	A	Coastal Caro.	1	6
					42	A	Ole Miss	4	16	54	A	Coastal Caro.	0	5
										59	A	Louisiana	0	8
										59	A	Louisiana	2	3
										59	A	Louisiana	2	13
										96	H	Cincinnati	4	11
										96	H	Cincinnati	5	1
										96	H	Cincinnati	5	4

Non-Div. I Games:

Arkansas St.

Belmont

Average RPI Win: 193		WON-LOST	WINNING	LAST 10	STRENGTH OF		OPP. STRENGTH	TEAM	ADJ		CONF.	ADJ CONF.		
Average RPI Loss: 106		RECORD	PCT. RANK	GAMES	SCHEDULE		OF SCHEDULE	RPI	RPI		RPI	RPI		
DIV. I ONLY		17-18-0	.48571	160	4-5-0		188	107	174	.4849	174	15	15	
DIV. I NON-CONF.		6-11-0	.35294	234	1-2-0		174	75	233	.45274	233	19	19	
TOTALS		RPI 1-25	RPI 26-50		W-L RECORDS		RPI 51-100		RPI 101-150		RPI 150+			
17-18-0		0-2-0	0-0-0		OVERALL		2-7-0		1-5-0		14-4-0			
10-9-0		0-1-0	0-0-0		HOME		1-5-0		0-2-0		9-1-0			
7-8-0		0-0-0	0-0-0		AWAY		1-2-0		1-3-0		5-3-0			
0-1-0		0-1-0	0-0-0		NEUTRAL		0-0-0		0-0-0		0-0-0			
6-11-0		0-2-0	0-0-0		NON-CONFERENCE		1-5-0		0-3-0		5-1-0			
4-6-0		0-1-0	0-0-0		HOME		0-3-0		0-2-0		4-0-0			
2-4-0		0-0-0	0-0-		AWAY		1-2-0		0-1-0		1-1-0			
0-1-0		0-1-0	0-0-0		NEUTRAL		0-0-0		0-0-0		0-0-0			
11-7-0		0-0-0	0-0-0		CONFERENCE		1-2-0		1-2-0		9-3-0			
6-3-0		0-0-0	0-0-0		HOME		1-2-0		0-0-0		5-1-0			
5-4-0		0-0-0	0-0-0		AWAY		0-0-0		1-2-0		4-2-0			
0-0-0		0-0-0	0-0-0		NEUTRAL		0-0-0		0-0-0		0-0-0			
RPI	S	Opponent	Score		RPI	S	Opponent	Score		RPI	S	Opponent	Score	
18	H	Missouri St.	5	7						102	A	Middle Tenn.	4	10
22	N	Vanderbilt	11	17						102	H	Middle Tenn.	4	6
										104	H	Memphis	0	6
										117	A	Austin Peay	2	6
										117	A	Austin Peay	8	10
										117	A	Austin Peay	9	5
										180	A	Eastern Ky.	2	6
										180	A	Eastern Ky.	2	0
										180	A	Eastern Ky.	7	3
										194	A	UT Martin	8	6
										194	A	UT Martin	8	5
										194	A	UT Martin	4	7
										205	H	SIUE	8	6
										205	H	SIUE	4	3
										205	H	SIUE	8	5
										212	A	Southern Ill.	9	3
										212	H	Southern Ill.	18	17
										244	H	Eastern Ill.	3	7
										244	H	Eastern Ill.	8	3
										244	H	Eastern Ill.	10	1
										246	A	Western Ky.	2	3
										246	H	Western Ky.	11	3
										257	H	Northwestern	6	1
										262	H	Bowling Green	7	5
LAST 10 GAMES														
					212	A	Southern Ill.	9	3	117	A	Austin Peay	8	10
					244	H	Eastern Ill.	3	7	117	A	Austin Peay	2	6
					244	H	Eastern Ill.	8	3	117	A	Austin Peay	9	5
					244	H	Eastern Ill.	10	1	104	H	Memphis	0	6
					102	A	Middle Tenn.	4	10	205	H	SIUE	8	5

Non-Div. I Games:

Belmont



U  
N  
C  
G

UNCG

VMI				Through Games Of April 20, 2017									
Average RPI Win: 198		WON-LOST	WINNING	LAST 10	STRENGTH OF		OPP. STRENGTH	TEAM	ADJ		CONF.	ADJ CONF.	
Average RPI Loss: 138		RECORD	PCT. RANK	GAMES	SCHEDULE		OF SCHEDULE	RPI	RPI		RPI	RPI	
DIV. I ONLY		17-20-0	.45946	177	4-6-0		144	207	176	.4848	176	10	10
DIV. I NON-CONF.		13-12-0	.52	138	2-1-0		210	230	182	.48433	182	13	13
TOTALS		RPI 1-25	RPI 26-50		W-L RECORDS		RPI 51-100		RPI 101-150		RPI 150+		
17-20-0	0-1-0	1-4-0		OVERALL		1-2-0		2-5-0		13-8-0			
10-8-0	0-0-0	1-3-0		HOME		1-2-0		0-0-0		8-3-0			
6-10-0	0-1-0	0-1-0		AWAY		0-0-0		1-4-0		5-4-0			
1-2-0	0-0-0	0-0-0		NEUTRAL		0-0-0		1-1-0		0-1-0			
13-12-0	0-1-0	1-1-0		NON-CONFERENCE		0-0-0		2-5-0		10-5-0			
9-3-0	0-0-0	1-0-0		HOME		0-0-0		0-0-0		8-3-0			
3-7-0	0-1-0	0-0-		AWAY		0-0-0		1-4-0		2-1-0			
1-2-0	0-0-0	0-0-0		NEUTRAL		0-0-0		1-1-0		0-1-0			
4-8-0	0-0-0	0-3-0		CONFERENCE		1-2-0		0-0-0		3-3-0			
1-5-0	0-0-0	0-3-0		HOME		1-2-0		0-0-0		0-0-0			
3-3-0	0-0-0	0-0-0		AWAY		0-0-0		0-0-0		3-3-0			
0-0-0	0-0-0	0-0-0		NEUTRAL		0-0-0		0-0-0		0-0-0			
RPI S	Opponent	Score	RPI S	Opponent	Score	RPI S	Opponent	Score	RPI S	Opponent	Score		
11 A	Virginia	7 9	31 H	Mercer	6 10	97 H	Samford	4 0	128 A	VCU	4 5		
			31 H	Mercer	6 9	97 H	Samford	8 9	129 A	William & Mary	0 7		
			31 H	Mercer	5 17	97 H	Samford	1 2	138 N	Appalachian St.	11 5		
			50 A	Old Dominion	2 14				138 N	Appalachian St.	1 3		
			50 H	Old Dominion	17 14				149 A	Elon	3 8		
									149 A	Elon	10 4		
									149 A	Elon	2 3		
									162 A	Wofford	3 13		
									162 A	Wofford	8 1		
									162 A	Wofford	4 3		
									179 A	UNCW	3 4		
									200 N	George Mason	1 21		
									202 H	George Washington	10 0		
									202 H	George Washington	5 6		
									202 H	George Washington	13 8		
									214 A	James Madison	6 1		
									225 H	Quinnipiac	13 7		
									225 H	Quinnipiac	5 8		
									225 H	Quinnipiac	9 5		
									242 A	The Citadel	4 1		
									242 A	The Citadel	2 4		
									242 A	The Citadel	0 3		
			LAST 10 GAMES										
			128 A	VCU	4 5		162 A	Wofford	8 1		252 H	Richmond	6 3
			31 H	Mercer	5 17		162 A	Wofford	4 3		259 A	Longwood	6 4
			31 H	Mercer	6 9		50 H	Old Dominion	17 14		259 H	Longwood	4 3
			31 H	Mercer	6 10		259 H	Longwood	4 3		263 H	Bucknell	10 2
			162 A	Wofford	3 13		97 H	Samford	8 9		263 H	Bucknell	0 4

Non-Div. I Games:

VMI

RPI	S	Opponent	Score	
263	H	Bucknell	6	1

VMI

V  
M  
I



Average RPI Win: 187		WON-LOST	WINNING	LAST 10	STRENGTH OF		OPP. STRENGTH	TEAM	ADJ	CONF.	ADJ CONF.
Average RPI Loss: 70		RECORD	PCT. RANK	GAMES	SCHEDULE		OF SCHEDULE	RPI	RPI	RPI	RPI
DIV. I ONLY		15-23-0	.39474	220	2-8-0		52	116	178	.48418	178
DIV. I NON-CONF.		13-8-0	.61905	75	2-1-0		220	270	204	.47471	204
TOTALS		RPI 1-25	RPI 26-50		W-L RECORDS		RPI 51-100		RPI 101-150		RPI 150+
15-23-0	1-3-0	2-9-0		OVERALL		0-7-0		0-2-0		12-2-0	
13-15-0	1-2-0	1-3-0		HOME		0-7-0		0-1-0		11-2-0	
2-7-0	0-1-0	1-5-0		AWAY		0-0-0		0-1-0		1-0-0	
0-1-0	0-0-0	0-1-0		NEUTRAL		0-0-0		0-0-0		0-0-0	
13-8-0	0-0-0	1-0-0		NON-CONFERENCE		0-4-0		0-2-0		12-2-0	
12-7-0	0-0-0	1-0-0		HOME		0-4-0		0-1-0		11-2-0	
1-1-0	0-0-0	0-0-		AWAY		0-0-0		0-1-0		1-0-0	
0-0-0	0-0-0	0-0-0		NEUTRAL		0-0-0		0-0-0		0-0-0	
2-15-0	1-3-0	1-9-0		CONFERENCE		0-3-0		0-0-0		0-0-0	
1-8-0	1-2-0	0-3-0		HOME		0-3-0		0-0-0		0-0-0	
1-6-0	0-1-0	1-5-0		AWAY		0-0-0		0-0-0		0-0-0	
0-1-0	0-0-0	0-1-0		NEUTRAL		0-0-0		0-0-0		0-0-0	
RPI S	Opponent	Score	RPI S	Opponent	Score	RPI S	Opponent	Score	RPI S	Opponent	Score
13 H	Arkansas	1 7	27 A	South Carolina	5 6	56 H	Missouri	4 7	110 H	Jacksonville St.	1 2
13 H	Arkansas	7 1	27 A	South Carolina	2 4	56 H	Missouri	0 3	144 A	Troy	11 12
13 H	Arkansas	5 8	27 A	South Carolina	4 2	56 H	Missouri	5 9	160 H	Presbyterian	4 3
16 A	Mississippi St.	5 6	28 N	Auburn	3 4	97 H	Samford	3 10	160 H	Presbyterian	8 1
			32 H	Southern Miss.	12 5	98 H	Oral Roberts	4 5	160 H	Presbyterian	3 4
			36 H	Texas A&M	2 8	98 H	Oral Roberts	3 6	208 A	UAB	4 1
			36 H	Texas A&M	5 9	98 H	Oral Roberts	2 5	208 H	UAB	6 4
			36 H	Texas A&M	2 3				218 H	La.-Monroe	4 3
			42 A	Ole Miss	2 8				218 H	La.-Monroe	6 2
			42 A	Ole Miss	4 5				218 H	La.-Monroe	10 3
			42 A	Ole Miss	2 7				244 H	Eastern Ill.	5 0
									273 H	Ark.-Pine Bluff	12 2
									273 H	Ark.-Pine Bluff	14 1
									273 H	Ark.-Pine Bluff	6 5
									273 H	Ark.-Pine Bluff	3 8
									285 H	Alcorn	18 1
LAST 10 GAMES											
16 A	Mississippi St.	5 6	208 H	UAB	6 4						
285 H	Alcorn	18 1	42 A	Ole Miss	2 8						
36 H	Texas A&M	2 3	42 A	Ole Miss	4 5						
36 H	Texas A&M	2 8	42 A	Ole Miss	2 7						
36 H	Texas A&M	5 9	144 A	Troy	11 12						

Non-Div. I Games:

Alabama

UNCW				Through Games Of April 20, 2017								
Average RPI Win: 180 Average RPI Loss: 106		WON-LOST RECORD	WINNING PCT. RANK	LAST 10 GAMES	STRENGTH OF SCHEDULE	OPP. STRENGTH OF SCHEDULE	TEAM RPI	ADJ RPI	CONF. RPI	ADJ CONF. RPI		
DIV. I ONLY		16-19-0	.45714 185	5-5-0	98	124	179	.48286 179	22	22		
DIV. I NON-CONF.		11-15-0	.42308 197	2-4-0	77	100	192	.4816 192	23	23		
TOTALS		RPI 1-25	RPI 26-50		W-L RECORDS		RPI 51-100		RPI 101-150		RPI 150+	
16-19-0	0-0-0	1-5-0		OVERALL		0-7-0		6-1-0		9-6-0		
15-10-0	0-0-0	1-2-0		HOME		0-5-0		6-1-0		8-2-0		
1-9-0	0-0-0	0-3-0		AWAY		0-2-0		0-0-0		1-4-0		
0-0-0	0-0-0	0-0-0		NEUTRAL		0-0-0		0-0-0		0-0-0		
11-15-0	0-0-0	1-5-0		NON-CONFERENCE		0-7-0		4-0-0		6-3-0		
10-9-0	0-0-0	1-2-0		HOME		0-5-0		4-0-0		5-2-0		
1-6-0	0-0-0	0-0-		AWAY		0-2-0		0-0-0		1-1-0		
0-0-0	0-0-0	0-0-0		NEUTRAL		0-0-0		0-0-0		0-0-0		
5-4-0	0-0-0	0-0-0		CONFERENCE		0-0-0		2-1-0		3-3-0		
5-1-0	0-0-0	0-0-0		HOME		0-0-0		2-1-0		3-0-0		
0-3-0	0-0-0	0-0-0		AWAY		0-0-0		0-0-0		0-3-0		
0-0-0	0-0-0	0-0-0		NEUTRAL		0-0-0		0-0-0		0-0-0		
RPI	S	Opponent	Score	RPI	S	Opponent	Score	RPI	S	Opponent	Score	
33	H	Maryland	10 7	52	H	FGCU	1 10	128	H	VCU	10 1	
33	H	Maryland	6 10	52	H	FGCU	1 5	128	H	VCU	10 4	
39	H	North Carolina St.	5 8	52	H	FGCU	3 5	128	H	VCU	5 4	
42	A	Ole Miss	4 8	54	A	Coastal Caro.	2 13	129	H	William & Mary	9 10	
42	A	Ole Miss	2 7	54	H	Coastal Caro.	1 4	129	H	William & Mary	6 5	
42	A	Ole Miss	6 8	81	A	East Carolina	2 10	129	H	William & Mary	11 1	
				81	H	East Carolina	5 9	138	H	Appalachian St.	6 5	
								164	A	Col. of Charleston	6 7	
								164	A	Col. of Charleston	0 2	
								164	A	Col. of Charleston	7 8	
								176	H	VMI	4 3	
								200	H	George Mason	12 8	
								214	H	James Madison	6 2	
								214	H	James Madison	7 5	
								214	H	James Madison	4 1	
								240	H	Campbell	2 4	
								259	H	Longwood	11 1	
								259	H	Longwood	3 5	
								259	H	Longwood	7 3	
								265	A	N.C. Central	6 8	
								265	A	N.C. Central	16 8	
								265	H	N.C. Central	3 0	
LAST 10 GAMES				265	A	N.C. Central	16 8					
				214	H	James Madison	4 1	265	A	N.C. Central	6 8	
				214	H	James Madison	7 5	265	H	N.C. Central	3 0	
				214	H	James Madison	6 2	240	H	Campbell	2 4	
				81	A	East Carolina	2 10	164	A	Col. of Charleston	6 7	

Non-Div. I Games:

UNCW

Average RPI Win: 224		WON-LOST	WINNING	LAST 10	STRENGTH OF		OPP. STRENGTH	TEAM	ADJ	CONF.	ADJ CONF.
Average RPI Loss: 104		RECORD	PCT. RANK	GAMES	SCHEDULE		OF SCHEDULE	RPI	RPI	RPI	RPI
DIV. I ONLY		21-16-0	.56757	97	6-4-0		245	130	180	.48257	180
DIV. I NON-CONF.		14-8-0	.63636	65	1-1-0		282	126	184	.4833	184
TOTALS		RPI 1-25	RPI 26-50		W-L RECORDS		RPI 51-100		RPI 101-150		RPI 150+
21-16-0		0-6-0	0-0-0		OVERALL		0-3-0		3-1-0		18-6-0
18-5-0		0-0-0	0-0-0		HOME		0-0-0		2-1-0		16-4-0
3-11-0		0-6-0	0-0-0		AWAY		0-3-0		1-0-0		2-2-0
0-0-0		0-0-0	0-0-0		NEUTRAL		0-0-0		0-0-0		0-0-0
14-8-0		0-6-0	0-0-0		NON-CONFERENCE		0-0-0		1-0-0		13-2-0
12-2-0		0-0-0	0-0-0		HOME		0-0-0		0-0-0		12-2-0
2-6-0		0-6-0	0-0-		AWAY		0-0-0		1-0-0		1-0-0
0-0-0		0-0-0	0-0-0		NEUTRAL		0-0-0		0-0-0		0-0-0
7-8-0		0-0-0	0-0-0		CONFERENCE		0-3-0		2-1-0		5-4-0
6-3-0		0-0-0	0-0-0		HOME		0-0-0		2-1-0		4-2-0
1-5-0		0-0-0	0-0-0		AWAY		0-3-0		0-0-0		1-2-0
0-0-0		0-0-0	0-0-0		NEUTRAL		0-0-0		0-0-0		0-0-0
RPI S	Opponent	Score	RPI S	Opponent	Score	RPI S	Opponent	Score	RPI S	Opponent	Score
2 A	Arizona	0 6				70 A	Morehead St.	9 15	114 A	Marshall	6 3
2 A	Arizona	13 16				70 A	Morehead St.	7 18	117 H	Austin Peay	5 4
2 A	Arizona	4 18				70 A	Morehead St.	6 9	117 H	Austin Peay	7 6
2 A	Arizona	8 9							117 H	Austin Peay	10 14
5 A	Louisville	3 19							174 H	Belmont	0 2
7 A	Kentucky	0 12							174 H	Belmont	3 7
									174 H	Belmont	6 2
									194 H	UT Martin	3 0
									194 H	UT Martin	11 3
									194 H	UT Martin	3 2
									205 A	SIUE	2 11
									205 A	SIUE	17 9
									205 A	SIUE	2 11
									232 H	Oakland	9 4
									232 H	Oakland	3 2
									232 H	Oakland	2 1
									246 H	Western Ky.	16 15
									255 A	Northern Ky.	6 5
									255 H	Northern Ky.	10 8
									264 H	Youngstown St.	11 0
									264 H	Youngstown St.	11 6
									264 H	Youngstown St.	8 3
									281 H	Dayton	2 3
									282 H	Chicago St.	10 24
									282 H	Chicago St.	10 3
									282 H	Chicago St.	15 9
									295 H	Alabama A&M	19 0
LAST 10 GAMES											
281 H	Dayton	2 3	205 A	SIUE	2 11	281 H	Dayton	2 3			
117 H	Austin Peay	10 14	205 A	SIUE	2 11	282 H	Chicago St.	10 24			
117 H	Austin Peay	7 6	255 A	Northern Ky.	6 5	282 H	Chicago St.	10 3			
117 H	Austin Peay	5 4	194 H	UT Martin	3 0	282 H	Chicago St.	15 9			
205 A	SIUE	17 9	194 H	UT Martin	11 3	295 H	Alabama A&M	19 0			

Non-Div. I Games:

Eastern Ky.

RPI	S	Opponent	Score	
295	H	Alabama A&M	16	6

Eastern Ky.

E  
a  
s  
t  
e  
r  
n  
K  
y  
.

E  
a  
s  
t  
e  
r  
n  
K  
y  
.



Average RPI Win:	172	WON-LOST RECORD	WINNING PCT. RANK	LAST 10 GAMES	STRENGTH OF SCHEDULE	OPP. STRENGTH OF SCHEDULE	TEAM RPI	ADJ RPI	CONF. RPI	ADJ CONF. RPI					
DIV. I ONLY		15-16-0	.48387	164	7-3-0	182	195	181	.48226	181	13	13			
DIV. I NON-CONF.		10-15-0	.4	206	2-2-0	277	149	268	.42678	268	18	18			
<hr/>															
TOTALS	RPI 1-25	RPI 26-50		W-L RECORDS		RPI 51-100		RPI 101-150		RPI 150+					
15-16-0	0-1-0	2-1-0		OVERALL		3-3-0		0-1-0		10-10-0					
10-5-0	0-0-0	2-1-0		HOME		2-2-0		0-0-0		6-2-0					
5-9-0	0-0-0	0-0-0		AWAY		1-1-0		0-0-0		4-8-0					
0-2-0	0-1-0	0-0-0		NEUTRAL		0-0-0		0-1-0		0-0-0					
10-15-0	0-1-0	0-0-0		NON-CONFERENCE		3-3-0		0-1-0		7-10-0					
8-4-0	0-0-0	0-0-0		HOME		2-2-0		0-0-0		6-2-0					
2-9-0	0-0-0	0-0-		AWAY		1-1-0		0-0-0		1-8-0					
0-2-0	0-1-0	0-0-0		NEUTRAL		0-0-0		0-1-0		0-0-0					
5-1-0	0-0-0	2-1-0		CONFERENCE		0-0-0		0-0-0		3-0-0					
2-1-0	0-0-0	2-1-0		HOME		0-0-0		0-0-0		0-0-0					
3-0-0	0-0-0	0-0-0		AWAY		0-0-0		0-0-0		3-0-0					
0-0-0	0-0-0	0-0-0		NEUTRAL		0-0-0		0-0-0		0-0-0					
RPI	S	Opponent	Score	RPI	S	Opponent	Score	RPI	S	Opponent	Score				
23	N	Michigan	6 7	30	H	St. John's (NY)	2 3	51	A	Nebraska	6 14	145	N	Saint Louis	3 7
				30	H	St. John's (NY)	5 1	51	H	Nebraska	5 2	193	H	UC Davis	4 3
				30	H	St. John's (NY)	7 4	78	H	Winthrop	1 2	193	H	UC Davis	2 1
								78	H	Winthrop	7 1	193	H	UC Davis	1 12
								78	H	Winthrop	0 4	208	A	UAB	2 3
								91	A	Kansas	7 3	208	A	UAB	1 5
												208	A	UAB	1 14
												211	A	Georgetown	6 4
												211	A	Georgetown	11 9
												211	A	Georgetown	7 5
												249	A	Abilene Christian	2 3
												249	A	Abilene Christian	3 4
												249	A	Abilene Christian	7 8
												250	H	South Dakota St.	6 5
												251	A	Air Force	9 12
												251	A	Air Force	5 7
												254	H	Utah Valley	19 5
												254	H	Utah Valley	3 2
												254	H	Utah Valley	6 5
												254	H	Utah Valley	1 2
												270	A	Santa Clara	3 1
				LAST 10 GAMES											
				51	H	Nebraska	5 2	30	H	St. John's (NY)	5 1				
				211	A	Georgetown	11 9	30	H	St. John's (NY)	7 4				
				211	A	Georgetown	6 4	30	H	St. John's (NY)	2 3				
				211	A	Georgetown	7 5	51	A	Nebraska	6 14				
				250	H	South Dakota St.	6 5	78	H	Winthrop	1 2				

**Non-Div. I Games:**

Creighton

Average RPI Win: 181		WON-LOST	WINNING	LAST 10	STRENGTH OF		OPP. STRENGTH	TEAM	ADJ	CONF.	ADJ CONF.
Average RPI Loss: 155		RECORD	PCT. RANK	GAMES	SCHEDULE		OF SCHEDULE	RPI	RPI	RPI	RPI
DIV. I ONLY		13-18-0	.41935	207	2-8-0		225	146	182	.48221	182
DIV. I NON-CONF.		9-10-0	.47368	173	0-2-0		216	164	135	.50651	135
TOTALS		RPI 1-25	RPI 26-50		W-L RECORDS		RPI 51-100		RPI 101-150		RPI 150+
13-18-0	0-1-0	0-0-0		OVERALL		2-1-0		3-9-0		8-7-0	
0-3-0	0-0-0	0-0-0		HOME		0-0-0		0-3-0		0-0-0	
9-14-0	0-1-0	0-0-0		AWAY		1-1-0		2-6-0		6-6-0	
4-1-0	0-0-0	0-0-0		NEUTRAL		1-0-0		1-0-0		2-1-0	
9-10-0	0-1-0	0-0-0		NON-CONFERENCE		2-1-0		2-4-0		5-4-0	
0-0-0	0-0-0	0-0-0		HOME		0-0-0		0-0-0		0-0-0	
5-9-0	0-1-0	0-0-		AWAY		1-1-0		1-4-0		3-3-0	
4-1-0	0-0-0	0-0-0		NEUTRAL		1-0-0		1-0-0		2-1-0	
4-8-0	0-0-0	0-0-0		CONFERENCE		0-0-0		1-5-0		3-3-0	
0-3-0	0-0-0	0-0-0		HOME		0-0-0		0-3-0		0-0-0	
4-5-0	0-0-0	0-0-0		AWAY		0-0-0		1-2-0		3-3-0	
0-0-0	0-0-0	0-0-0		NEUTRAL		0-0-0		0-0-0		0-0-0	
RPI S	Opponent	Score		RPI S	Opponent	Score		RPI S	Opponent	Score	
23 A	Michigan	4	6					53 A	Georgia Tech	3	8
								55 N	UConn	4	3
								72 A	Michigan St.	3	2
								116 A	Central Mich.	5	7
								116 A	Central Mich.	11	2
								116 A	Central Mich.	4	10
								130 H	Ball St.	3	18
								130 H	Ball St.	5	16
								130 H	Ball St.	9	12
								133 N	Northeastern	14	7
								136 A	ETSU	11	1
								136 A	ETSU	7	12
								136 A	ETSU	8	12
								143 A	Kennesaw St.	4	17
								148 A	Illinois	3	13
								195 A	Toledo	4	1
								195 A	Toledo	0	1
								195 A	Toledo	8	9
								201 A	Miami (OH)	4	0
								201 A	Miami (OH)	8	4
								201 A	Miami (OH)	3	4
								211 N	Georgetown	8	12
								217 A	Georgia St.	4	6
								221 A	Stetson	5	3
								248 N	Saint Joseph's	9	2
								253 A	Evansville	5	6
								253 A	Evansville	11	2
								253 A	Evansville	4	3
								257 A	Northwestern	4	11
								268 N	Villanova	11	6
LAST 10 GAMES				148 A	Illinois	3	13	130 H	Ball St.	3	18
				116 A	Central Mich.	11	2	130 H	Ball St.	9	12
				116 A	Central Mich.	4	10	130 H	Ball St.	5	16
				116 A	Central Mich.	5	7	195 A	Toledo	8	9
				257 A	Northwestern	4	11	195 A	Toledo	4	1

Non-Div. I Games: Grace (IN) 9 1

Western Mich.



RPI	S	Opponent	Score	
277	H	Delaware St.	15	5
279	H	Wagner	15	7
279	H	Wagner	19	6
279	H	Wagner	21	8

Delaware

D  
e  
l  
a  
w  
a  
r  
e

D  
e  
l  
a  
w  
a  
r  
e

Average RPI Win: 188		WON-LOST	WINNING	LAST 10	STRENGTH OF		OPP. STRENGTH	TEAM	ADJ	CONF.	ADJ CONF.
Average RPI Loss: 147		RECORD	PCT. RANK	GAMES	SCHEDULE		OF SCHEDULE	RPI	RPI	RPI	RPI
DIV. I ONLY		18-16-0	.52941	121	6-4-0		266	120	184	.48155	184
DIV. I NON-CONF.		14-13-0	.51852	142	2-2-0		265	54	163	.48998	163
TOTALS		RPI 1-25	RPI 26-50		W-L RECORDS		RPI 51-100		RPI 101-150		RPI 150+
18-16-0		0-2-0	3-3-0		OVERALL		0-0-0		3-5-0		12-6-0
7-3-0		0-0-0	0-1-0		HOME		0-0-0		0-1-0		7-1-0
9-11-0		0-2-0	3-2-0		AWAY		0-0-0		2-3-0		4-4-0
2-2-0		0-0-0	0-0-0		NEUTRAL		0-0-0		1-1-0		1-1-0
14-13-0		0-2-0	3-3-0		NON-CONFERENCE		0-0-0		3-5-0		8-3-0
5-2-0		0-0-0	0-1-0		HOME		0-0-0		0-1-0		5-0-0
7-10-0		0-2-0	3-0-		AWAY		0-0-0		2-3-0		2-3-0
2-1-0		0-0-0	0-0-0		NEUTRAL		0-0-0		1-1-0		1-0-0
4-3-0		0-0-0	0-0-0		CONFERENCE		0-0-0		0-0-0		4-3-0
2-1-0		0-0-0	0-0-0		HOME		0-0-0		0-0-0		2-1-0
2-1-0		0-0-0	0-0-0		AWAY		0-0-0		0-0-0		2-1-0
0-1-0		0-0-0	0-0-0		NEUTRAL		0-0-0		0-0-0		0-1-0
RPI S	Opponent	Score		RPI S	Opponent	Score		RPI S	Opponent	Score	
16 A	Mississippi St.	1	9	41 A	Indiana	7	3	113 A	Purdue	5	2
16 A	Mississippi St.	6	11	41 H	Indiana	0	2	113 H	Purdue	7	10
				43 A	Washington	2	3	117 A	Austin Peay	12	9
				43 A	Washington	0	8	120 N	Marist	3	9
				43 A	Washington	4	2	120 N	Marist	3	1
				43 A	Washington	5	3	148 A	Illinois	4	6
								148 A	Illinois	2	5
								148 A	Illinois	1	2
								212 H	Southern Ill.	15	2
								212 H	Southern Ill.	4	1
								212 H	Southern Ill.	1	2
								232 H	Oakland	5	4
								232 H	Oakland	9	5
								232 H	Oakland	8	4
								244 H	Eastern Ill.	2	1
								253 A	Evansville	9	1
								253 A	Evansville	1	4
								253 A	Evansville	5	3
								254 A	Utah Valley	7	9
								254 A	Utah Valley	11	8
								254 A	Utah Valley	10	5
								254 A	Utah Valley	6	7
								256 H	Northern Ill.	17	8
								264 N	Youngstown St.	14	4
								272 N	Illinois St.	7	17
								278 A	Seattle U	0	4
LAST 10 GAMES				113 H	Purdue	7	10	41 H	Indiana	0	2
				256 H	Northern Ill.	17	8	253 A	Evansville	5	3
				212 H	Southern Ill.	4	1	253 A	Evansville	1	4
				212 H	Southern Ill.	15	2	253 A	Evansville	9	1
				212 H	Southern Ill.	1	2	113 A	Purdue	5	2

Non-Div. I Games:

Indiana St.

Average RPI Win:	199	WON-LOST	WINNING	LAST 10	STRENGTH OF	OPP. STRENGTH	TEAM	ADJ	CONF.	ADJ CONF.	
Average RPI Loss:	143	RECORD	PCT. RANK	GAMES	SCHEDULE	OF SCHEDULE	RPI	RPI	RPI	RPI	
DIV. I ONLY	15-20-0	.42857	201	0-1-0	147	258	185	.48057	185	28	28
DIV. I NON-CONF.	7-16-0	.30435	252	0-1-0	176	88	220	.46075	220	30	30
<hr/>											
TOTALS	RPI 1-25	RPI 26-50		W-L RECORDS		RPI 51-100		RPI 101-150		RPI 150+	
15-20-0	0-0-0	0-3-0		OVERALL		3-5-0		2-3-0		10-9-0	
7-4-0	0-0-0	0-0-0		HOME		0-0-0		1-0-0		6-4-0	
6-11-0	0-0-0	0-3-0		AWAY		2-2-0		1-3-0		3-3-0	
2-5-0	0-0-0	0-0-0		NEUTRAL		1-3-0		0-0-0		1-2-0	
<hr/>											
7-16-0	0-0-0	0-3-0		NON-CONFERENCE		3-5-0		2-3-0		2-5-0	
2-1-0	0-0-0	0-0-0		HOME		0-0-0		1-0-0		1-1-0	
3-10-0	0-0-0	0-0-		AWAY		2-2-0		1-3-0		0-2-0	
2-5-0	0-0-0	0-0-0		NEUTRAL		1-3-0		0-0-0		1-2-0	
<hr/>											
8-4-0	0-0-0	0-0-0		CONFERENCE		0-0-0		0-0-0		8-4-0	
5-3-0	0-0-0	0-0-0		HOME		0-0-0		0-0-0		5-3-0	
3-1-0	0-0-0	0-0-0		AWAY		0-0-0		0-0-0		3-1-0	
0-0-0	0-0-0	0-0-0		NEUTRAL		0-0-0		0-0-0		0-0-0	
<hr/>											
RPI	S	Opponent	Score	RPI	S	Opponent	Score	RPI	S	Opponent	Score
				28	A	Auburn	0 7	63	A	Rhode Island	7 3
				28	A	Auburn	4 13	77	A	Southern California	2 5
				28	A	Auburn	0 4	77	A	Southern California	6 4
								77	A	Southern California	3 6
								82	N	Yale	1 7
								82	N	Yale	8 7
								82	N	Yale	0 4
								82	N	Yale	3 4

Non-Div. I Games:

Holy Cross

# Buffalo

## Buffalo





Penn St.

Central Conn. St.

Central Conn. St.

[illegible]

**Non-Div. I Games:**

CSU Bakersfield

[illegible]

**Non-Div. I Games:**

Davidson

RPI	S	Opponent	Score	
289	H	Fairleigh Dickinson	5	2

Davidson

D  
a  
v  
i  
d  
s  
o  
n

D  
a  
v  
i  
d  
s  
o  
n

[illegible]

**Non-Div. I Games:**

Alabama St.

Average RPI Win:	189	WON-LOST RECORD	WINNING PCT. RANK	LAST 10 GAMES	STRENGTH OF SCHEDULE	OPP. STRENGTH OF SCHEDULE	TEAM RPI	ADJ RPI	CONF. RPI	ADJ CONF. RPI			
DIV. I ONLY		10-19-0	.34483 249	3-7-0	69	123	193	.47624 193	8	8			
DIV. I NON-CONF.		7-13-0	.35 235	1-1-0	44	138	169	.4891 169	7	7			
<hr/>													
TOTALS	RPI 1-25	RPI 26-50		W-L RECORDS	RPI 51-100		RPI 101-150		RPI 150+				
10-19-0	0-3-0	0-5-0		OVERALL	1-4-0		1-2-0		8-5-0				
8-7-0	0-0-0	0-0-0		HOME	1-3-0		1-2-0		6-2-0				
2-11-0	0-3-0	0-5-0		AWAY	0-0-0		0-0-0		2-3-0				
0-1-0	0-0-0	0-0-0		NEUTRAL	0-1-0		0-0-0		0-0-0				
7-13-0	0-3-0	0-2-0		NON-CONFERENCE	1-4-0		0-0-0		6-4-0				
5-4-0	0-0-0	0-0-0		HOME	1-3-0		0-0-0		4-1-0				
2-8-0	0-3-0	0-0-		AWAY	0-0-0		0-0-0		2-3-0				
0-1-0	0-0-0	0-0-0		NEUTRAL	0-1-0		0-0-0		0-0-0				
3-6-0	0-0-0	0-3-0		CONFERENCE	0-0-0		1-2-0		2-1-0				
3-3-0	0-0-0	0-0-0		HOME	0-0-0		1-2-0		2-1-0				
0-3-0	0-0-0	0-3-0		AWAY	0-0-0		0-0-0		0-0-0				
0-0-0	0-0-0	0-0-0		NEUTRAL	0-0-0		0-0-0		0-0-0				
RPI S	Opponent	Score	RPI S	Opponent	Score	RPI S	Opponent	Score	RPI S	Opponent	Score		
1 A	Oregon St.	2 14	26 A	Cal St. Fullerton	0 6	55 H	UConn	6 9	142 H	Cal Poly	3 0		
1 A	Oregon St.	1 4	26 A	Cal St. Fullerton	8 9	55 H	UConn	8 7	142 H	Cal Poly	1 4		
1 A	Oregon St.	0 4	26 A	Cal St. Fullerton	5 8	55 H	UConn	4 7	142 H	Cal Poly	6 9		
			38 A	Oregon	2 7	80 H	Saint Mary's (CA)	2 5	181 A	Creighton	3 4		
			40 A	Stanford	2 8	80 N	Saint Mary's (CA)	4 6	181 A	Creighton	1 2		
									181 A	Creighton	12 1		
									187 H	CSUN	7 5		
									187 H	CSUN	2 4		
									187 H	CSUN	8 2		
									188 H	Penn St.	10 2		
									216 A	Sacramento St.	0 1		
									216 H	Sacramento St.	7 6		
									227 A	UNLV	8 3		
									254 H	Utah Valley	7 6		
									254 H	Utah Valley	3 4		
									254 H	Utah Valley	9 4		
<hr/>													
LAST 10 GAMES													
142 H Cal Poly						6 9	26 A Cal St. Fullerton						8 9
142 H Cal Poly						3 0	26 A Cal St. Fullerton						0 6
142 H Cal Poly						1 4	216 H Sacramento St.						7 6
216 A Sacramento St.						0 1	187 H CSUN						7 5
26 A Cal St. Fullerton						5 8	187 H CSUN						2 4

Non-Div. I Games:

UC Davis

U  
T  
M  
a  
r  
t  
i  
n

UT Martin



T  
o  
l  
e  
d  
o

Toledo

B  
r  
o  
w  
n

Brown

Fairfield

Fairfield

Fairfield

RPI	S	Opponent	Score	
297	H	Saint Peter's	3	2
297	H	Saint Peter's	6	4

Fairfield

F  
a  
i  
r  
f  
i  
e  
l  
d

F  
a  
i  
r  
f  
i  
e  
l  
d

Average RPI Win:	198	WON-LOST RECORD	WINNING PCT. RANK	LAST 10 GAMES	STRENGTH OF SCHEDULE	OPP. STRENGTH OF SCHEDULE	TEAM RPI	ADJ RPI	CONF. RPI	ADJ CONF. RPI	
Average RPI Loss:	151										
DIV. I ONLY	16-19-0	.45714	185	3-7-0	211	218	199	.47232	198	20	20
DIV. I NON-CONF.	13-13-0	.5	145	3-1-0	225	255	201	.47628	201	15	15
<hr/>											
TOTALS	RPI 1-25	RPI 26-50		W-L RECORDS		RPI 51-100		RPI 101-150		RPI 150+	
16-19-0	0-0-0	0-0-0		OVERALL		1-2-0		5-8-0		10-9-0	
3-8-0	0-0-0	0-0-0		HOME		0-1-0		0-6-0		3-1-0	
7-7-0	0-0-0	0-0-0		AWAY		1-1-0		3-1-0		3-5-0	
6-4-0	0-0-0	0-0-0		NEUTRAL		0-0-0		2-1-0		4-3-0	
13-13-0	0-0-0	0-0-0		NON-CONFERENCE		1-2-0		2-5-0		10-6-0	
3-5-0	0-0-0	0-0-0		HOME		0-1-0		0-3-0		3-1-0	
4-4-0	0-0-0	0-0-		AWAY		1-1-0		0-1-0		3-2-0	
6-4-0	0-0-0	0-0-0		NEUTRAL		0-0-0		2-1-0		4-3-0	
3-6-0	0-0-0	0-0-0		CONFERENCE		0-0-0		3-3-0		0-3-0	
0-3-0	0-0-0	0-0-0		HOME		0-0-0		0-3-0		0-0-0	
3-3-0	0-0-0	0-0-0		AWAY		0-0-0		3-0-0		0-3-0	
0-0-0	0-0-0	0-0-0		NEUTRAL		0-0-0		0-0-0		0-0-0	
RPI	S	Opponent	Score	RPI	S	Opponent	Score	RPI	S	Opponent	Score
						58 A Wright St.	1 6			114 A Marshall	9 12
						58 A Wright St.	4 3			114 N Marshall	11 10
						70 H Morehead St.	1 3			116 H Central Mich.	2 4
										116 H Central Mich.	2 6
										116 H Central Mich.	8 10
										130 A Ball St.	10 0
										130 A Ball St.	7 4
										130 A Ball St.	6 4
										141 H Butler	4 5
										141 H Butler	6 7
										141 H Butler	3 4
										141 N Butler	4 0
										141 N Butler	4 15
										152 A Ohio St.	0 3
										159 A Eastern Mich.	2 8
										159 A Eastern Mich.	9 12
										159 A Eastern Mich.	11 12
										192 N Alabama St.	6 12
										205 N SIUE	6 4
										205 N SIUE	4 7
										205 N SIUE	2 1
										205 N SIUE	1 2
						114 N Marshall	11 10			237 H Siena	2 4
						159 A Eastern Mich.	11 12			237 H Siena	7 4
						159 A Eastern Mich.	9 12			237 H Siena	6 4
						159 A Eastern Mich.	2 8			246 A Western Ky.	4 5
						114 A Marshall	9 12			246 A Western Ky.	3 0
						281 H Dayton	5 2				

Non-Div. I Games: Shawnee St. 9 1

Ohio

RPI	S	Opponent	Score	
246	A	Western Ky.	3	0
264	A	Youngstown St.	6	5
269	N	La Salle	14	5
269	N	La Salle	10	2
281	H	Dayton	5	2

Ohio

O  
h  
i  
o

O  
h  
i  
o

Average RPI Win: 209		WON-LOST	WINNING	LAST 10	STRENGTH OF		OPP. STRENGTH	TEAM	ADJ	CONF.	ADJ CONF.
Average RPI Loss: 122		RECORD	PCT. RANK	GAMES	SCHEDULE		OF SCHEDULE	RPI	RPI	RPI	RPI
DIV. I ONLY		12-17-0	.41379	208	6-2-0		186	160	200	.47197	199
DIV. I NON-CONF.		9-14-0	.3913	214	3-1-0		185	182	212	.46801	209
TOTALS		RPI 1-25	RPI 26-50		W-L RECORDS		RPI 51-100		RPI 101-150		RPI 150+
12-17-0		0-0-0	0-3-0		OVERALL		0-6-0		1-2-0		11-6-0
5-2-0		0-0-0	0-0-0		HOME		0-0-0		0-0-0		5-2-0
1-11-0		0-0-0	0-2-0		AWAY		0-6-0		1-2-0		0-0-0
6-4-0		0-0-0	0-0-0		NEUTRAL		0-0-0		0-0-0		6-4-0
9-14-0		0-0-0	0-3-0		NON-CONFERENCE		0-6-0		0-0-0		9-5-0
3-1-0		0-0-0	0-0-0		HOME		0-0-0		0-0-0		3-1-0
0-9-0		0-0-0	0-0-		AWAY		0-6-0		0-0-0		0-0-0
6-4-0		0-0-0	0-0-0		NEUTRAL		0-0-0		0-0-0		6-4-0
3-3-0		0-0-0	0-0-0		CONFERENCE		0-0-0		1-2-0		2-1-0
2-1-0		0-0-0	0-0-0		HOME		0-0-0		0-0-0		2-1-0
1-2-0		0-0-0	0-0-0		AWAY		0-0-0		1-2-0		0-0-0
0-0-0		0-0-0	0-0-0		NEUTRAL		0-0-0		0-0-0		0-0-0
RPI S	Opponent	Score	RPI S	Opponent	Score	RPI S	Opponent	Score	RPI S	Opponent	Score
30 A	St. John's (NY)	0 3	30 A	St. John's (NY)	1 15	30 A	St. John's (NY)	3 9	68 A	Miami (FL)	3 4
30 A	St. John's (NY)		30 A	St. John's (NY)		30 A	St. John's (NY)		68 A	Miami (FL)	2 7
30 A	St. John's (NY)		30 A	St. John's (NY)		30 A	St. John's (NY)		76 A	Fla. Atlantic	3 11
									78 A	Winthrop	5 12
									78 A	Winthrop	5 12
									78 A	Winthrop	2 3
									140 A	UMass Lowell	8 5
									140 A	UMass Lowell	0 3
									140 A	UMass Lowell	3 4
									157 N	St. Bonaventure	3 4
									157 N	St. Bonaventure	5 4
									157 N	St. Bonaventure	6 5
									177 H	Hartford	3 2
									177 H	Hartford	1 0
									177 H	Hartford	6 10
									189 N	Central Conn. St.	6 3
									189 N	Central Conn. St.	3 6
									241 N	Massachusetts	4 2
									241 N	Massachusetts	1 5
									241 N	Massachusetts	6 10
									250 N	South Dakota St.	6 0
									250 N	South Dakota St.	4 3
									258 H	Manhattan	3 1
									258 H	Manhattan	4 6
									258 H	Manhattan	18 13
									258 H	Manhattan	10 6
LAST 10 GAMES											
258 H	Manhattan	10 6	177 H	Hartford	1 0	258 H	Manhattan	18 13	177 H	Hartford	3 2
258 H	Manhattan	4 6	140 A	UMass Lowell	8 5	258 H	Manhattan	3 1	140 A	UMass Lowell	0 3
258 H	Manhattan	6 10	140 A	UMass Lowell	3 4	177 H	Hartford	6 10	140 A	UMass Lowell	3 4

Non-Div. I Games: Me.-Farmington 12 2 Thomas (ME) 11 3

Maine

Average RPI Win: 200		WON-LOST	WINNING	LAST 10	STRENGTH OF		OPP. STRENGTH	TEAM	ADJ	CONF.	ADJ CONF.			
Average RPI Loss: 154		RECORD	PCT. RANK	GAMES	SCHEDULE		OF SCHEDULE	RPI	RPI	RPI	RPI			
DIV. I ONLY		17-21-0	.44737	191	7-3-0		172	254	201	.47073	200	24	24	
DIV. I NON-CONF.		11-18-0	.37931	225	3-1-0		123	234	215	.46506	213	24	24	
TOTALS		RPI 1-25	RPI 26-50		W-L RECORDS		RPI 51-100		RPI 101-150		RPI 150+			
17-21-0		0-1-0	1-1-0		OVERALL		1-3-0		3-6-0		12-10-0			
7-9-0		0-0-0	1-0-0		HOME		1-2-0		1-2-0		4-5-0			
7-7-0		0-0-0	0-1-0		AWAY		0-1-0		0-0-0		7-5-0			
3-5-0		0-1-0	0-0-0		NEUTRAL		0-0-0		2-4-0		1-0-0			
11-18-0		0-1-0	1-1-0		NON-CONFERENCE		1-3-0		3-6-0		6-7-0			
5-8-0		0-0-0	1-0-0		HOME		1-2-0		1-2-0		2-4-0			
3-5-0		0-0-0	0-0-		AWAY		0-1-0		0-0-0		3-3-0			
3-5-0		0-1-0	0-0-0		NEUTRAL		0-0-0		2-4-0		1-0-0			
6-3-0		0-0-0	0-0-0		CONFERENCE		0-0-0		0-0-0		6-3-0			
2-1-0		0-0-0	0-0-0		HOME		0-0-0		0-0-0		2-1-0			
4-2-0		0-0-0	0-0-0		AWAY		0-0-0		0-0-0		4-2-0			
0-0-0		0-0-0	0-0-0		NEUTRAL		0-0-0		0-0-0		0-0-0			
RPI	S	Opponent	Score		RPI	S	Opponent	Score		RPI	S	Opponent	Score	
8	N	West Virginia	3	5	33	H	Maryland	8	5	54	A	Coastal Caro.	8	9
					39	A	North Carolina St.	3	7	90	H	Cornell	11	4
										90	H	Cornell	3	9
										90	H	Cornell	3	7
										120	H	Marist	1	3
										120	H	Marist	1	4
										120	H	Marist	10	9
										130	N	Ball St.	0	7
										130	N	Ball St.	6	14
										138	N	Appalachian St.	3	1
										150	N	Canisius	6	5
										150	N	Canisius	1	7
										150	N	Canisius	2	4
										151	H	Radford	4	9
										151	H	Radford	6	4
										176	N	VMI	21	1
										179	A	UNCW	8	12
										210	A	Navy	2	11
										211	H	Georgetown	3	7
										211	H	Georgetown	2	4
										211	H	Georgetown	11	1
										214	A	James Madison	7	6
										220	A	UMBC	2	4
										230	H	Fordham	5	6
										230	H	Fordham	2	0
										230	H	Fordham	8	4
										236	H	Towson	2	14
										248	A	Saint Joseph's	4	1
										248	A	Saint Joseph's	2	5
										248	A	Saint Joseph's	2	5
										248	A	Saint Joseph's	2	5
										259	A	Longwood	6	5
LAST 10 GAMES														
					210	A	Navy	2	11	299	A	Mt. St. Mary's	19	4
					281	A	Dayton	10	5	248	A	Saint Joseph's	2	5
					281	A	Dayton	8	6	248	A	Saint Joseph's	2	5
					281	A	Dayton	7	1	248	A	Saint Joseph's	4	1
					33	H	Maryland	8	5	214	A	James Madison	7	6

Non-Div. I Games:

George Mason



RPI	S	Opponent	Score	
281	A	Dayton	7	1
281	A	Dayton	8	6
281	A	Dayton	10	5
299	A	Mt. St. Mary's	19	4

George Mason

G  
e  
o  
r  
g  
e  
M  
a  
s  
o  
n

G  
e  
o  
r  
g  
e  
M  
a  
s  
o  
n

Average RPI Win: 216		WON-LOST	WINNING	LAST 10	STRENGTH OF		OPP. STRENGTH	TEAM	ADJ		CONF.	ADJ CONF.
Average RPI Loss: 89		RECORD	PCT. RANK	GAMES	SCHEDULE		OF SCHEDULE	RPI	RPI		RPI	RPI
DIV. I ONLY		15-23-0	.39474	220	8-2-0		134	152	203		20	20
DIV. I NON-CONF.		13-16-0	.44828	187	7-0-0		86	139	142		15	15
TOTALS		RPI 1-25	RPI 26-50		W-L RECORDS		RPI 51-100		RPI 101-150		RPI 150+	
15-23-0		0-10-0	0-0-0		OVERALL		1-2-0		3-6-0		11-5-0	
11-8-0		0-0-0	0-0-0		HOME		0-1-0		2-2-0		9-5-0	
2-15-0		0-10-0	0-0-0		AWAY		0-1-0		0-4-0		2-0-0	
2-0-0		0-0-0	0-0-0		NEUTRAL		1-0-0		1-0-0		0-0-0	
13-16-0		0-10-0	0-0-0		NON-CONFERENCE		1-2-0		3-3-0		9-1-0	
9-4-0		0-0-0	0-0-0		HOME		0-1-0		2-2-0		7-1-0	
2-12-0		0-10-0	0-0-		AWAY		0-1-0		0-1-0		2-0-0	
2-0-0		0-0-0	0-0-0		NEUTRAL		1-0-0		1-0-0		0-0-0	
2-7-0		0-0-0	0-0-0		CONFERENCE		0-0-0		0-3-0		2-4-0	
2-4-0		0-0-0	0-0-0		HOME		0-0-0		0-0-0		2-4-0	
0-3-0		0-0-0	0-0-0		AWAY		0-0-0		0-3-0		0-0-0	
0-0-0		0-0-0	0-0-0		NEUTRAL		0-0-0		0-0-0		0-0-0	
RPI S	Opponent	Score	RPI S	Opponent	Score	RPI S	Opponent	Score	RPI S	Opponent	Score	
7 A	Kentucky	3 16				58 N	Wright St.	4 3	116 A	Central Mich.	1 5	
7 A	Kentucky	4 6				96 A	Cincinnati	0 1	116 A	Central Mich.	4 6	
7 A	Kentucky	2 14				96 H	Cincinnati	6 8	116 A	Central Mich.	7 13	
13 A	Arkansas	1 11							134 A	Xavier	4 9	
13 A	Arkansas	0 7							134 H	Xavier	7 0	
13 A	Arkansas	1 5							134 N	Xavier	12 6	
24 A	South Fla.	2 11							136 H	ETSU	1 2	
24 A	South Fla.	2 3							136 H	ETSU	4 2	
24 A	South Fla.	1 5							136 H	ETSU	0 14	
24 A	South Fla.	2 7							159 H	Eastern Mich.	6 2	
									159 H	Eastern Mich.	5 7	
									159 H	Eastern Mich.	6 10	
									182 H	Western Mich.	0 4	
									182 H	Western Mich.	4 8	
									182 H	Western Mich.	4 3	
									255 A	Northern Ky.	5 4	
									255 H	Northern Ky.	3 6	
									269 H	La Salle	7 1	
									269 H	La Salle	15 2	
									269 H	La Salle	3 2	
									272 H	Illinois St.	8 7	
									272 H	Illinois St.	9 4	
									272 H	Illinois St.	8 6	
									281 A	Dayton	16 9	
									281 H	Dayton	7 6	
			LAST 10 GAMES									
			134 N	Xavier	12 6	281 H	Dayton	7 6				
			58 N	Wright St.	4 3	281 A	Dayton	16 9				
			269 H	La Salle	7 1	159 H	Eastern Mich.	6 10				
			269 H	La Salle	15 2	159 H	Eastern Mich.	6 2				
			269 H	La Salle	3 2	159 H	Eastern Mich.	5 7				

Non-Div. I Games:

Miami (OH)

Average RPI Win:		235	WON-LOST RECORD		WINNING PCT. RANK		LAST 10 GAMES		STRENGTH OF SCHEDULE		OPP. STRENGTH OF SCHEDULE		TEAM RPI		ADJ RPI		CONF. RPI		ADJ CONF. RPI	
DIV. I ONLY			19-19-0		.5 145		6-4-0		259		183		204		.47034 202		24		24	
DIV. I NON-CONF.			15-14-0		.51724 143		4-3-0		252		198		200		.47709 200		24		24	
TOTALS		RPI 1-25		RPI 26-50		W-L RECORDS		RPI 51-100		RPI 101-150		RPI 150+								
19-19-0		0-2-0		1-3-0		OVERALL		0-3-0		1-2-0		17-9-0								
11-5-0		0-1-0		0-0-0		HOME		0-0-0		0-0-0		11-4-0								
8-14-0		0-1-0		1-3-0		AWAY		0-3-0		1-2-0		6-5-0								
0-0-0		0-0-0		0-0-0		NEUTRAL		0-0-0		0-0-0		0-0-0								
15-14-0		0-2-0		1-3-0		NON-CONFERENCE		0-3-0		0-0-0		14-6-0								
10-3-0		0-1-0		0-0-0		HOME		0-0-0		0-0-0		10-2-0								
5-11-0		0-1-0		1-0-		AWAY		0-3-0		0-0-0		4-4-0								
0-0-0		0-0-0		0-0-0		NEUTRAL		0-0-0		0-0-0		0-0-0								
4-5-0		0-0-0		0-0-0		CONFERENCE		0-0-0		1-2-0		3-3-0								
1-2-0		0-0-0		0-0-0		HOME		0-0-0		0-0-0		1-2-0								
3-3-0		0-0-0		0-0-0		AWAY		0-0-0		1-2-0		2-1-0								
0-0-0		0-0-0		0-0-0		NEUTRAL		0-0-0		0-0-0		0-0-0								
RPI	S	Opponent		Score		RPI	S	Opponent		Score		RPI	S	Opponent		Score				
11	A	Virginia		1	11	28	A	Auburn		0	9	75	A	Florida A&M		2	3			
11	H	Virginia		1	7	28	A	Auburn		3	4	75	A	Florida A&M		1	2			
						28	A	Auburn		9	5	75	A	Florida A&M		5	6			
						28	A	Auburn		0	2									

Non-Div. I Games:

George Washington

RPI	S	Opponent	Score	
291	H	NJIT	8	2
291	H	NJIT	6	2

George Washington

G  
e  
o  
r  
g  
e  
W  
a  
s  
h  
i  
n  
g  
t  
o  
n

G  
e  
o  
r  
g  
e  
W  
a  
s  
h  
i  
n  
g  
t  
o  
n

Average RPI Win: 219		WON-LOST RECORD		WINNING PCT. RANK		LAST 10 GAMES		STRENGTH OF SCHEDULE		OPP. STRENGTH OF SCHEDULE		TEAM RPI		ADJ RPI		CONF. RPI		ADJ CONF. RPI	
DIV. I ONLY		20-16-0		.55556 104		6-4-0		260		202		205		.46954 203		27		27	
DIV. I NON-CONF.		6-10-0		.375 226		1-2-0		270		178		272		.42405 272		27		27	
TOTALS		RPI 1-25		RPI 26-50		W-L RECORDS		RPI 51-100		RPI 101-150		RPI 150+							
20-16-0		0-0-0		2-0-0		OVERALL		3-4-0		0-2-0		15-10-0							
14-5-0		0-0-0		1-0-0		HOME		1-3-0		0-0-0		12-2-0							
6-7-0		0-0-0		1-0-0		AWAY		2-1-0		0-1-0		3-5-0							
0-4-0		0-0-0		0-0-0		NEUTRAL		0-0-0		0-1-0		0-3-0							
6-10-0		0-0-0		2-0-0		NON-CONFERENCE		0-1-0		0-2-0		4-7-0							
4-3-0		0-0-0		1-0-0		HOME		0-1-0		0-0-0		3-2-0							
2-3-0		0-0-0		1-0-		AWAY		0-0-0		0-1-0		1-2-0							
0-4-0		0-0-0		0-0-0		NEUTRAL		0-0-0		0-1-0		0-3-0							
14-6-0		0-0-0		0-0-0		CONFERENCE		3-3-0		0-0-0		11-3-0							
10-2-0		0-0-0		0-0-0		HOME		1-2-0		0-0-0		9-0-0							
4-4-0		0-0-0		0-0-0		AWAY		2-1-0		0-0-0		2-3-0							
0-0-0		0-0-0		0-0-0		NEUTRAL		0-0-0		0-0-0		0-0-0							
RPI	S	Opponent		Score		RPI	S	Opponent		Score		RPI	S	Opponent		Score			
44	A	Charlotte		12	6	66	H	Bethune-Cookman		4	10	101	N	Western Caro.		7	16		
44	H	Charlotte		6	5	66	H	Bethune-Cookman		5	10	146	A	Duke		2	10		
						66	H	Bethune-Cookman		6	5	158	A	Furman		2	17		
						75	A	Florida A&M		7	1	158	A	Furman		11	10		
						75	A	Florida A&M		4	3	158	A	Furman		3	7		
						75	A	Florida A&M		0	10	160	H	Presbyterian		2	3		
						78	H	Winthrop		4	11	168	H	High Point		5	9		
												175	N	UNCG		4	5		
												214	N	James Madison		1	5		
												234	A	Norfolk St.		4	3		
												234	A	Norfolk St.		7	12		
												252	N	Richmond		1	3		
												265	A	N.C. Central		7	10		
												265	A	N.C. Central		8	6		
												265	A	N.C. Central		1	11		
												265	H	N.C. Central		4	3		
												265	H	N.C. Central		5	2		
												265	H	N.C. Central		8	7		
												287	H	UMES		17	9		
												287	H	UMES		11	4		
												287	H	UMES		19	5		
LAST 10 GAMES												288	H	Savannah St.		11	5		
234	A	Norfolk St.		7	12	44	A	Charlotte		12	6	288	H	Savannah St.		12	3		
78	H	Winthrop		4	11	75	A	Florida A&M		0	10	288	H	Savannah St.		2	1		
265	H	N.C. Central		5	2	75	A	Florida A&M		4	3	299	H	Mt. St. Mary's		14	7		
265	H	N.C. Central		4	3	75	A	Florida A&M		7	1	299	H	Mt. St. Mary's		4	2		
265	H	N.C. Central		8	7	168	H	High Point		5	9	299	H	Mt. St. Mary's		3	1		

Non-Div. I Games:

N.C. A&amp;T

M  
u  
r  
r  
a  
y  
S  
t  
.

Murray St.

S  
I  
U  
E

SIUE

RPI	S	Opponent	Score	
278	A	Seattle U	3	9
278	A	Seattle U	1	4

SIUE

S  
I  
U  
E

S  
I  
U  
E



Average RPI Win:		194	WON-LOST RECORD		WINNING PCT. RANK		LAST 10 GAMES		STRENGTH OF SCHEDULE		OPP. STRENGTH OF SCHEDULE		TEAM RPI		ADJ RPI		CONF. RPI		ADJ CONF. RPI				
Average RPI Loss:		157																					
DIV. I ONLY			15-22-0		.40541 217		3-7-0		159		219		208		.46883 206		18		18				
DIV. I NON-CONF.			10-15-0		.4 206		1-3-0		201		236		219		.46104 219		21		21				
TOTALS		RPI 1-25		RPI 26-50		W-L RECORDS		RPI 51-100		RPI 101-150		RPI 150+											
15-22-0		0-0-0		0-3-0		OVERALL		2-5-0		1-1-0		12-13-0											
8-8-0		0-0-0		0-0-0		HOME		1-3-0		1-0-0		6-5-0											
6-13-0		0-0-0		0-3-0		AWAY		1-2-0		0-1-0		5-7-0											
1-1-0		0-0-0		0-0-0		NEUTRAL		0-0-0		0-0-0		1-1-0											
10-15-0		0-0-0		0-3-0		NON-CONFERENCE		1-3-0		1-1-0		8-8-0											
6-4-0		0-0-0		0-0-0		HOME		0-1-0		1-0-0		5-3-0											
3-10-0		0-0-0		0-0-		AWAY		1-2-0		0-1-0		2-4-0											
1-1-0		0-0-0		0-0-0		NEUTRAL		0-0-0		0-0-0		1-1-0											
5-7-0		0-0-0		0-0-0		CONFERENCE		1-2-0		0-0-0		4-5-0											
2-4-0		0-0-0		0-0-0		HOME		1-2-0		0-0-0		1-2-0											
3-3-0		0-0-0		0-0-0		AWAY		0-0-0		0-0-0		3-3-0											
0-0-0		0-0-0		0-0-0		NEUTRAL		0-0-0		0-0-0		0-0-0											
RPI	S	Opponent		Score		RPI	S	Opponent		Score		RPI	S	Opponent		Score		RPI	S	Opponent		Score	
39	A	North Carolina St.		1	13	73	H	Tennessee Tech		9	20	101	H	Western Caro.		5	3	138	A	Appalachian St.		3	4
44	A	Charlotte		5	14	78	H	Winthrop		0	8	160	A	Presbyterian		7	1	160	A	Presbyterian		4	7
46	A	Tennessee		2	5	78	H	Winthrop		0	1	160	A	Presbyterian		4	2	160	A	Wofford		7	6
						97	A	Samford		2	6	162	A	Wofford		8	17	162	H	Wofford		8	17
						97	A	Samford		6	4	168	A	High Point		3	1	168	A	High Point		0	7
						97	A	Samford		1	4	168	A	High Point		2	5	175	A	UNCG		3	14
												214	N	James Madison		9	25	220	H	UMBC		7	6
												220	H	UMBC		4	8	220	H	UMBC		11	5
												228	H	Charleston So.		3	10	228	H	Charleston So.		3	19
												228	H	Charleston So.		2	1	252	A	Richmond		4	1
												252	A	Richmond		2	4	252	A	Richmond		3	5
												261	H	Iona		1	4	261	H	Iona		10	8
												261	H	Iona		4	2	266	A	USC Upstate		9	10
												266	H	USC Upstate		8	4	266	H	USC Upstate		8	4
												281	N	Dayton		12	6						
				LAST 10 GAMES																			
46	A	Tennessee		2	5	162	H	Wofford		8	17	261	H	Iona		10	8	261	H	Iona		4	2
266	H	USC Upstate		8	4	228	H	Charleston So.		2	1	266	A	USC Upstate		9	10	266	H	USC Upstate		8	4
168	A	High Point		3	1	228	H	Charleston So.		3	19	266	A	USC Upstate		9	10	266	H	USC Upstate		8	4
168	A	High Point		0	7	228	H	Charleston So.		3	10	266	H	USC Upstate		8	4	266	H	USC Upstate		8	4
168	A	High Point		2	5	39	A	North Carolina St.		1	13	281	N	Dayton		12	6						

Non-Div. I Games:

UNC Asheville

Average RPI Win:		180	WON-LOST RECORD		WINNING PCT. RANK		LAST 10 GAMES		STRENGTH OF SCHEDULE		OPP. STRENGTH OF SCHEDULE		TEAM RPI		ADJ RPI		CONF. RPI		ADJ CONF. RPI	
DIV. I ONLY			12-23-0		.34286 251		4-6-0		107		113		206		.46842 207		12		12	
DIV. I NON-CONF.			6-13-0		.31579 249		1-1-0		136		66		223		.45946 223		16		16	
TOTALS		RPI 1-25		RPI 26-50		W-L RECORDS		RPI 51-100		RPI 101-150		RPI 150+								
12-23-0		0-1-0		0-2-0		OVERALL		3-8-0		2-10-0		7-2-0								
6-14-0		0-1-0		0-1-0		HOME		3-5-0		0-5-0		3-2-0								
6-9-0		0-0-0		0-1-0		AWAY		0-3-0		2-5-0		4-0-0								
0-0-0		0-0-0		0-0-0		NEUTRAL		0-0-0		0-0-0		0-0-0								
6-13-0		0-1-0		0-2-0		NON-CONFERENCE		1-4-0		1-5-0		4-1-0								
1-12-0		0-1-0		0-1-0		HOME		1-4-0		0-5-0		0-1-0								
5-1-0		0-0-0		0-0-		AWAY		0-0-0		1-0-0		4-0-0								
0-0-0		0-0-0		0-0-0		NEUTRAL		0-0-0		0-0-0		0-0-0								
6-10-0		0-0-0		0-0-0		CONFERENCE		2-4-0		1-5-0		3-1-0								
5-2-0		0-0-0		0-0-0		HOME		2-1-0		0-0-0		3-1-0								
1-8-0		0-0-0		0-0-0		AWAY		0-3-0		1-5-0		0-0-0								
0-0-0		0-0-0		0-0-0		NEUTRAL		0-0-0		0-0-0		0-0-0								
RPI	S	Opponent		Score		RPI	S	Opponent		Score		RPI	S	Opponent		Score				
19	H	Houston		2	4	37	A	Texas		0	15	56	H	Missouri		6	7			
						37	H	Texas		2	12	56	H	Missouri		0	9			
								57 H Southeastern La.		5	4	122	A	Lamar University		4	6			
								57 H Southeastern La.		3	2	122	A	Lamar University		2	8			
								57 H Southeastern La.		5	8	122	A	Lamar University		2	4			
								84 A Sam Houston St.		3	12	124	H	UT Arlington		3	7			
								84 A Sam Houston St.		3	6	124	H	UT Arlington		6	8			
								84 A Sam Houston St.		1	19	124	H	UT Arlington		2	4			
								86 H Bradley		10	7	139	A	New Orleans		3	10			
								86 H Bradley		5	9	139	A	New Orleans		9	10			
								86 H Bradley		6	7	139	A	New Orleans		8	4			
												148	H	Illinois		14	15			
												231	A	UTRGV		7	1			
												231	A	UTRGV		4	1			
												231	A	UTRGV		7	6			
												231	H	UTRGV		3	4			
												235	H	Northwestern St.		9	1			
												235	H	Northwestern St.		3	6			
												235	H	Northwestern St.		14	9			
												260	H	Incarnate Word		10	8			
												284	A	Prairie View		11	5			
LAST 10 GAMES																				
						231	H	UTRGV		3	4	57	H	Southeastern La.		5	4			
						122	A	Lamar University		4	6	57	H	Southeastern La.		3	2			
						122	A	Lamar University		2	8	115	A	UTSA		5	2			
						122	A	Lamar University		2	4	139	A	New Orleans		8	4			
						57	H	Southeastern La.		5	8	139	A	New Orleans		9	10			

Non-Div. I Games: Houston-Victoria 3 5 Houston-Victoria 7 5

A&M-Corpus Christi

UAB

Average RPI Win: 185		WON-LOST RECORD		WINNING PCT. RANK		LAST 10 GAMES		STRENGTH OF SCHEDULE		OPP. STRENGTH OF SCHEDULE		TEAM RPI		ADJ RPI		CONF. RPI		ADJ CONF. RPI	
DIV. I ONLY		17-20-0		.45946 177		2-8-0		222		104		209		.46804 208		6		6	
DIV. I NON-CONF.		12-10-0		.54545 118		1-2-0		269		105		213		.46706 211		8		8	
TOTALS		RPI 1-25		RPI 26-50		W-L RECORDS		RPI 51-100		RPI 101-150		RPI 150+							
17-20-0		0-0-0		0-1-0		OVERALL		3-7-0		2-7-0		12-5-0							
12-8-0		0-0-0		0-0-0		HOME		1-3-0		1-3-0		10-2-0							
5-12-0		0-0-0		0-1-0		AWAY		2-4-0		1-4-0		2-3-0							
0-0-0		0-0-0		0-0-0		NEUTRAL		0-0-0		0-0-0		0-0-0							
12-10-0		0-0-0		0-1-0		NON-CONFERENCE		1-3-0		1-2-0		10-4-0							
10-4-0		0-0-0		0-0-0		HOME		0-1-0		0-1-0		10-2-0							
2-6-0		0-0-0		0-0-		AWAY		1-2-0		1-1-0		0-2-0							
0-0-0		0-0-0		0-0-0		NEUTRAL		0-0-0		0-0-0		0-0-0							
5-10-0		0-0-0		0-0-0		CONFERENCE		2-4-0		1-5-0		2-1-0							
2-4-0		0-0-0		0-0-0		HOME		1-2-0		1-2-0		0-0-0							
3-6-0		0-0-0		0-0-0		AWAY		1-2-0		0-3-0		2-1-0							
0-0-0		0-0-0		0-0-0		NEUTRAL		0-0-0		0-0-0		0-0-0							
RPI	S	Opponent		Score		RPI	S	Opponent		Score		RPI	S	Opponent		Score			
				28	A	Auburn		0	4	76	H	Fla. Atlantic	3	6	102	A	Middle Tenn.	3	18
										76	H	Fla. Atlantic	5	9	102	A	Middle Tenn.	10	11
										76	H	Fla. Atlantic	6	2	102	A	Middle Tenn.	3	13
										93	A	FIU	8	5	110	A	Jacksonville St.	6	12
										93	A	FIU	2	6	114	H	Marshall	2	5
										93	A	FIU	6	12	114	H	Marshall	1	2
										97	H	Samford	1	5	114	H	Marshall	4	3
										100	A	Georgia	0	1	144	A	Troy	6	1
										100	A	Georgia	0	2	144	H	Troy	2	4
										100	A	Georgia	2	1	171	H	Valparaiso	3	2
															171	H	Valparaiso	5	1
															171	H	Valparaiso	5	9
															178	A	Alabama	4	6
															178	H	Alabama	1	4
															181	H	Creighton	14	1
															181	H	Creighton	3	2
															181	H	Creighton	5	1
															192	A	Alabama St.	2	7
															218	H	La.-Monroe	4	3
															218	H	La.-Monroe	4	3
															218	H	La.-Monroe	3	2
				LAST 10 GAMES											246	A	Western Ky.	5	0
				144	A	Troy	6	1	114	H	Marshall	2	5	246	A	Western Ky.	8	4	
				102	A	Middle Tenn.	3	13	114	H	Marshall	1	2	246	A	Western Ky.	6	9	
				102	A	Middle Tenn.	3	18	114	H	Marshall	4	3	295	H	Alabama A&M	7	1	
				102	A	Middle Tenn.	10	11	110	A	Jacksonville St.	6	12	295	H	Alabama A&M	8	2	
				178	A	Alabama	4	6	93	A	FIU	2	6						

Non-Div. I Games:

UAB

Average RPI Win:	257	WON-LOST RECORD	WINNING PCT. RANK	LAST 10 GAMES	STRENGTH OF SCHEDULE	OPP. STRENGTH OF SCHEDULE	TEAM RPI	ADJ RPI	CONF. RPI	ADJ CONF. RPI			
DIV. I ONLY		21-11-0	.65625	44	9-0-0	288	282	195	.46783	209	31	31	
DIV. I NON-CONF.		2-7-0	.22222	271	0-0-0	37	76	211	.4612	218	31	31	
<hr/>													
TOTALS	RPI 1-25	RPI 26-50		W-L RECORDS		RPI 51-100		RPI 101-150		RPI 150+			
21-11-0	0-0-0	0-0-0		OVERALL		1-5-0		0-1-0		20-5-0			
10-5-0	0-0-0	0-0-0		HOME		1-2-0		0-0-0		9-3-0			
10-5-0	0-0-0	0-0-0		AWAY		0-3-0		0-1-0		10-1-0			
1-1-0	0-0-0	0-0-0		NEUTRAL		0-0-0		0-0-0		1-1-0			
<hr/>													
2-7-0	0-0-0	0-0-0		NON-CONFERENCE		1-5-0		0-1-0		1-1-0			
1-3-0	0-0-0	0-0-0		HOME		1-2-0		0-0-0		0-1-0			
1-4-0	0-0-0	0-0-		AWAY		0-3-0		0-1-0		1-0-0			
0-0-0	0-0-0	0-0-0		NEUTRAL		0-0-0		0-0-0		0-0-0			
<hr/>													
19-4-0	0-0-0	0-0-0		CONFERENCE		0-0-0		0-0-0		19-4-0			
9-2-0	0-0-0	0-0-0		HOME		0-0-0		0-0-0		9-2-0			
9-1-0	0-0-0	0-0-0		AWAY		0-0-0		0-0-0		9-1-0			
1-1-0	0-0-0	0-0-0		NEUTRAL		0-0-0		0-0-0		1-1-0			
<hr/>													
RPI	S	Opponent	Score	RPI	S	Opponent	Score	RPI	S	Opponent	Score		
				52 A FGCU				4	7	139 A New Orleans		2	16
				52 A FGCU				4	6	192 A Alabama St.		16	1
				52 A FGCU				1	5	192 A Alabama St.		4	2
				70 H Morehead St.				10	5	192 A Alabama St.		8	3
				70 H Morehead St.				1	3	192 H Alabama St.		4	1
				71 H Jacksonville				1	7	192 H Alabama St.		7	15
										192 H Alabama St.		0	5
										218 A La.-Monroe		2	0
										218 H La.-Monroe		2	10
										274 H Texas Southern		12	4
										274 H Texas Southern		11	1
										274 N Texas Southern		15	0
										285 H Alcorn		16	4
										285 H Alcorn		11	6
										285 N Alcorn		4	5
										292 A Southern U.		8	13
										292 H Southern U.		5	4
										294 A Mississippi Val.		3	2
										294 A Mississippi Val.		5	3
										294 A Mississippi Val.		6	0
						294 H Mississippi Val.		9	2				
						294 H Mississippi Val.		9	8				
						294 H Mississippi Val.		13	6				
						295 A Alabama A&M		14	2				
						295 A Alabama A&M		6	3				
						295 A Alabama A&M		9	3				
						292 H Southern U.		5	4				
<hr/>													
Non-Div. I Games:	Concordia (AL)	12	1	Rust	17	4	Rust	9	2	LeMoyne-Owen	14	1	
	Tougaloo	21	0	LeMoyne-Owen	17	2	Tougaloo	8	4	Concordia (AL)	18	5	

Average RPI Win: 245		WON-LOST RECORD	WINNING PCT. RANK	LAST 10 GAMES	STRENGTH OF SCHEDULE	OPP. STRENGTH OF SCHEDULE	TEAM RPI	ADJ RPI	CONF. RPI	ADJ CONF. RPI				
Average RPI Loss: 189														
DIV. I ONLY		30-12-0	.71429	22	10-0-0	296	270	210	.46737	210	28	28		
DIV. I NON-CONF.		20-10-0	.66667	50	3-0-0	289	284	222	.46045	222	30	30		
<hr/>														
TOTALS		RPI 1-25		RPI 26-50		W-L RECORDS		RPI 51-100		RPI 101-150		RPI 150+		
30-12-0		0-0-0		0-0-0		OVERALL		1-2-0		1-0-0		28-10-0		
19-6-0		0-0-0		0-0-0		HOME		1-2-0		1-0-0		17-4-0		
10-4-0		0-0-0		0-0-0		AWAY		0-0-0		0-0-0		10-4-0		
1-2-0		0-0-0		0-0-0		NEUTRAL		0-0-0		0-0-0		1-2-0		
20-10-0		0-0-0		0-0-0		NON-CONFERENCE		1-2-0		1-0-0		18-8-0		
15-6-0		0-0-0		0-0-0		HOME		1-2-0		1-0-0		13-4-0		
4-2-0		0-0-0		0-0-		AWAY		0-0-0		0-0-0		4-2-0		
1-2-0		0-0-0		0-0-0		NEUTRAL		0-0-0		0-0-0		1-2-0		
10-2-0		0-0-0		0-0-0		CONFERENCE		0-0-0		0-0-0		10-2-0		
4-0-0		0-0-0		0-0-0		HOME		0-0-0		0-0-0		4-0-0		
6-2-0		0-0-0		0-0-0		AWAY		0-0-0		0-0-0		6-2-0		
0-0-0		0-0-0		0-0-0		NEUTRAL		0-0-0		0-0-0		0-0-0		
RPI	S	Opponent	Score	RPI	S	Opponent	Score	RPI	S	Opponent	Score			
								90	H	Cornell	2	5		
								90	H	Cornell	5	8		
								90	H	Cornell	8	7		
										120	H	Marist	3	2
										154	H	Princeton	2	4
										154	H	Princeton	8	6
										154	H	Princeton	2	5
										154	H	Princeton	9	5
										162	H	Wofford	3	6
										185	A	Holy Cross	11	8
										185	A	Holy Cross	6	1
										185	A	Holy Cross	7	8
										185	A	Holy Cross	3	6
										189	H	Central Conn. St.	11	6
										189	H	Central Conn. St.	7	3
										200	H	George Mason	11	2
										211	A	Georgetown	6	2
										211	H	Georgetown	3	11
										236	H	Towson	11	6
										251	N	Air Force	2	3
										251	N	Air Force	11	3
										251	N	Air Force	8	19
										265	A	N.C. Central	9	6
										265	A	N.C. Central	2	3
										265	A	N.C. Central	7	8
										277	A	Delaware St.	18	0
										277	H	Delaware St.	3	2
										286	A	Lehigh	3	2
										286	A	Lehigh	2	1
										286	A	Lehigh	11	5
LAST 10 GAMES														
				200	H	George Mason	11	2		287	A	UMES	13	5
				286	A	Lehigh	11	5		236	H	Towson	11	6
				286	A	Lehigh	1	0		293	H	Lafayette	9	6
				286	A	Lehigh	3	2		293	H	Lafayette	7	1
				286	A	Lehigh	2	1		293	H	Lafayette	10	6

Non-Div. I Games:

Navy

RPI	S	Opponent	Score	
286	A	Lehigh	1	0
287	A	UMES	13	5
287	H	UMES	17	5
290	H	Coppin St.	11	3
293	H	Lafayette	9	6
293	H	Lafayette	10	6
293	H	Lafayette	4	1
293	H	Lafayette	7	1
296	H	NYIT	15	3
296	H	NYIT	12	0
296	H	NYIT	10	2
296	H	NYIT	10	5

Navy

N  
a  
v  
y

N  
a  
v  
y

Average RPI Win: 229		WON-LOST RECORD	WINNING PCT. RANK	LAST 10 GAMES	STRENGTH OF SCHEDULE	OPP. STRENGTH OF SCHEDULE	TEAM RPI	ADJ RPI	CONF. RPI	ADJ CONF. RPI			
Average RPI Loss: 193													
DIV. I ONLY		21-15-0	.58333	85	6-4-0	293	263	211	.4668	211	13	13	
DIV. I NON-CONF.		21-12-0	.63636	65	6-1-0	292	274	183	.48372	183	18	18	
<hr/>													
TOTALS		RPI 1-25		RPI 26-50		W-L RECORDS		RPI 51-100		RPI 101-150		RPI 150+	
21-15-0		0-0-0		0-0-0		OVERALL		1-0-0		2-1-0		18-14-0	
5-4-0		0-0-0		0-0-0		HOME		1-0-0		0-0-0		4-4-0	
9-9-0		0-0-0		0-0-0		AWAY		0-0-0		0-0-0		9-9-0	
7-2-0		0-0-0		0-0-0		NEUTRAL		0-0-0		2-1-0		5-1-0	
21-12-0		0-0-0		0-0-0		NON-CONFERENCE		1-0-0		2-1-0		18-11-0	
5-1-0		0-0-0		0-0-0		HOME		1-0-0		0-0-0		4-1-0	
9-9-0		0-0-0		0-0-		AWAY		0-0-0		0-0-0		9-9-0	
7-2-0		0-0-0		0-0-0		NEUTRAL		0-0-0		2-1-0		5-1-0	
0-3-0		0-0-0		0-0-0		CONFERENCE		0-0-0		0-0-0		0-3-0	
0-3-0		0-0-0		0-0-0		HOME		0-0-0		0-0-0		0-3-0	
0-0-0		0-0-0		0-0-0		AWAY		0-0-0		0-0-0		0-0-0	
0-0-0		0-0-0		0-0-0		NEUTRAL		0-0-0		0-0-0		0-0-0	
RPI	S	Opponent	Score	RPI	S	Opponent	Score	RPI	S	Opponent	Score		
								90	H	Cornell	3	1	
								108	N	Boston College	4	3	
								116	N	Central Mich.	7	9	
								130	N	Ball St.	3	0	
								162	A	Wofford	11	18	
								169	A	Gardner-Webb	4	2	
								169	A	Gardner-Webb	3	4	
								169	A	Gardner-Webb	1	8	
								181	H	Creighton	9	11	
								181	H	Creighton	4	6	
								181	H	Creighton	5	7	
								182	N	Western Mich.	12	8	
								191	A	Davidson	4	9	
								191	A	Davidson	1	8	
								191	A	Davidson	6	5	
								196	A	Brown	3	2	
								196	A	Brown	0	2	
								196	A	Brown	10	11	
								200	A	George Mason	4	2	
								200	A	George Mason	1	11	
								200	A	George Mason	7	3	
								202	A	George Washington	6	4	
								210	A	Navy	11	3	
								210	H	Navy	2	6	
								266	A	USC Upstate	0	12	
								281	N	Dayton	7	8	
								282	N	Chicago St.	11	0	
								290	A	Coppin St.	6	5	
				LAST 10 GAMES									
				299	A	Mt. St. Mary's	13	2	296	H	NYIT	9	0
				181	H	Creighton	9	11	296	H	NYIT	6	4
				181	H	Creighton	4	6	90	H	Cornell	3	1
				181	H	Creighton	5	7	200	A	George Mason	4	2
				296	H	NYIT	13	3	200	A	George Mason	1	11

Non-Div. I Games:

Georgetown

RPI	S	Opponent	Score	
290	H	Coppin St.	14	4
293	N	Lafayette	13	6
293	N	Lafayette	10	4
293	N	Lafayette	14	7
296	H	NYIT	13	3
296	H	NYIT	6	4
296	H	NYIT	9	0
299	A	Mt. St. Mary's	13	2

Georgetown

G  
e  
o  
r  
g  
e  
t  
o  
w  
n

G  
e  
o  
r  
g  
e  
t  
o  
w  
n



Average RPI Win: 199		WON-LOST	WINNING	LAST 10	STRENGTH OF		OPP. STRENGTH	TEAM	ADJ		CONF.	ADJ CONF.
Average RPI Loss: 165		RECORD	PCT. RANK	GAMES	SCHEDULE		OF SCHEDULE	RPI	RPI		RPI	RPI
DIV. I ONLY		18-20-0	.47368	166	4-6-0		257	173	212		14	14
DIV. I NON-CONF.		13-16-0	.44828	187	1-2-0		271	134	228		12	12
TOTALS		RPI 1-25	RPI 26-50		W-L RECORDS		RPI 51-100		RPI 101-150		RPI 150+	
18-20-0		0-0-0	0-0-0		OVERALL		0-0-0		6-8-0		12-12-0	
8-6-0		0-0-0	0-0-0		HOME		0-0-0		2-3-0		6-3-0	
10-12-0		0-0-0	0-0-0		AWAY		0-0-0		4-5-0		6-7-0	
0-2-0		0-0-0	0-0-0		NEUTRAL		0-0-0		0-0-0		0-2-0	
13-16-0		0-0-0	0-0-0		NON-CONFERENCE		0-0-0		5-6-0		8-10-0	
5-6-0		0-0-0	0-0-0		HOME		0-0-0		2-3-0		3-3-0	
8-8-0		0-0-0	0-0-		AWAY		0-0-0		3-3-0		5-5-0	
0-2-0		0-0-0	0-0-0		NEUTRAL		0-0-0		0-0-0		0-2-0	
5-4-0		0-0-0	0-0-0		CONFERENCE		0-0-0		1-2-0		4-2-0	
3-0-0		0-0-0	0-0-0		HOME		0-0-0		0-0-0		3-0-0	
2-4-0		0-0-0	0-0-0		AWAY		0-0-0		1-2-0		1-2-0	
0-0-0		0-0-0	0-0-0		NEUTRAL		0-0-0		0-0-0		0-0-0	
RPI S	Opponent	Score	RPI S	Opponent	Score	RPI S	Opponent	Score	RPI S	Opponent	Score	
									104 A	Memphis	1	2
									104 A	Memphis	3	4
									104 A	Memphis	3	2
									110 H	Jacksonville St.	5	4
									110 H	Jacksonville St.	0	7
									110 H	Jacksonville St.	6	8
									117 A	Austin Peay	3	10
									117 H	Austin Peay	0	4
									125 H	Southeast Mo. St.	4	2
									135 A	Wichita St.	11	8
									135 A	Wichita St.	7	17
									135 A	Wichita St.	0	7
									148 A	Illinois	3	1
									148 A	Illinois	8	5
									173 A	Arkansas St.	4	2
									173 H	Arkansas St.	3	4
									174 A	Belmont	17	18
									174 H	Belmont	3	9
									184 A	Indiana St.	1	4
									184 A	Indiana St.	2	15
									184 A	Indiana St.	2	1
									195 N	Toledo	7	8
									195 N	Toledo	2	10
									204 A	Murray St.	12	13
									204 H	Murray St.	10	13
									218 A	La.-Monroe	2	6
									218 A	La.-Monroe	3	4
LAST 10 GAMES												
			174 H	Belmont	3	9	135 A	Wichita St.	7	17		
			184 A	Indiana St.	1	4	135 A	Wichita St.	11	8		
			184 A	Indiana St.	2	15	135 A	Wichita St.	0	7		
			184 A	Indiana St.	2	1	117 H	Austin Peay	0	4		
			125 H	Southeast Mo. St.	4	2	253 H	Evansville	8	3		

Non-Div. I Games:

Southern Ill.

RPI	S	Opponent	Score	
218	A	La.-Monroe	9	0
221	A	Stetson	8	4
221	A	Stetson	7	6
221	A	Stetson	7	0
244	A	Eastern Ill.	7	10
253	H	Evansville	5	2
253	H	Evansville	3	2
253	H	Evansville	8	3
271	H	Western Ill.	3	2
271	H	Western Ill.	12	2
271	H	Western Ill.	8	6

Southern Ill.

S  
o  
u  
t  
h  
e  
r  
n  
I  
l  
l  
.

S  
o  
u  
t  
h  
e  
r  
n  
I  
l  
l  
.

Average RPI Win:	183	WON-LOST	WINNING	LAST 10	STRENGTH OF	OPP. STRENGTH	TEAM	ADJ	CONF.	ADJ CONF.					
Average RPI Loss:	112	RECORD	PCT. RANK	GAMES	SCHEDULE	OF SCHEDULE	RPI	RPI	RPI	RPI					
DIV. I ONLY		13-21-0	.38235	227	2-8-0		110	189	213	.46565	213	9	9		
DIV. I NON-CONF.		11-8-0	.57895	96	2-0-0		233	251	193	.48146	193	10	10		
<hr/>															
TOTALS	RPI 1-25	RPI 26-50		W-L RECORDS		RPI 51-100		RPI 101-150		RPI 150+					
13-21-0	0-0-0	0-3-0		OVERALL		1-11-0		4-0-0		8-7-0					
12-7-0	0-0-0	0-0-0		HOME		0-3-0		4-0-0		8-4-0					
1-14-0	0-0-0	0-3-0		AWAY		1-8-0		0-0-0		0-3-0					
0-0-0	0-0-0	0-0-0		NEUTRAL		0-0-0		0-0-0		0-0-0					
11-8-0	0-0-0	0-0-0		NON-CONFERENCE		1-2-0		4-0-0		6-6-0					
10-3-0	0-0-0	0-0-0		HOME		0-0-0		4-0-0		6-3-0					
1-5-0	0-0-0	0-0-		AWAY		1-2-0		0-0-0		0-3-0					
0-0-0	0-0-0	0-0-0		NEUTRAL		0-0-0		0-0-0		0-0-0					
2-13-0	0-0-0	0-3-0		CONFERENCE		0-9-0		0-0-0		2-1-0					
2-4-0	0-0-0	0-0-0		HOME		0-3-0		0-0-0		2-1-0					
0-9-0	0-0-0	0-3-0		AWAY		0-6-0		0-0-0		0-0-0					
0-0-0	0-0-0	0-0-0		NEUTRAL		0-0-0		0-0-0		0-0-0					
RPI	S	Opponent	Score	RPI	S	Opponent	Score	RPI	S	Opponent	Score	RPI	S	Opponent	Score
				34	A	San Diego	5 9	61	A	Gonzaga	4 9	132	H	Washington St.	14 8
				34	A	San Diego	4 10	61	A	Gonzaga	0 9	142	H	Cal Poly	8 3
				34	A	San Diego	0 1	61	A	Gonzaga	0 4	142	H	Cal Poly	2 0
								69	H	BYU	2 5	142	H	Cal Poly	16 0
								69	H	BYU	0 6	163	H	Pepperdine	6 7
								69	H	BYU	1 12	163	H	Pepperdine	11 5
								88	A	San Diego St.	5 1	163	H	Pepperdine	4 1
								88	A	San Diego St.	0 11	166	A	Fresno St.	4 10
								88	A	San Diego St.	5 11	166	H	Fresno St.	12 11
								89	A	Loyola Marymount	6 15	188	H	Penn St.	6 1
								89	A	Loyola Marymount	7 8	188	H	Penn St.	4 11
								89	A	Loyola Marymount	4 5	188	H	Penn St.	2 11
												215	A	San Jose St.	2 9
												215	H	San Jose St.	12 10
												216	A	Sacramento St.	1 9
												278	H	Seattle U	7 5
												278	H	Seattle U	4 3
												278	H	Seattle U	13 4
												278	H	Seattle U	4 17
<hr/>															
LAST 10 GAMES															
				166	H	Fresno St.	12 11	69	H	BYU	1 12				
				34	A	San Diego	4 10	69	H	BYU	0 6				
				34	A	San Diego	0 1	132	H	Washington St.	14 8				
				34	A	San Diego	5 9	89	A	Loyola Marymount	6 15				
				69	H	BYU	2 5	89	A	Loyola Marymount	4 5				

Non-Div. I Games:

Pacific

Average RPI Win:		212	WON-LOST RECORD		WINNING PCT. RANK		LAST 10 GAMES		STRENGTH OF SCHEDULE		OPP. STRENGTH OF SCHEDULE		TEAM RPI		ADJ RPI		CONF. RPI		ADJ CONF. RPI				
Average RPI Loss:		143																					
DIV. I ONLY			18-18-0		.5	145	2-8-0		237		221		214		.46476	214	22		22				
DIV. I NON-CONF.			15-9-0		.625	72	1-3-0		257		257		181		.48488	181	23		23				
TOTALS		RPI 1-25		RPI 26-50		W-L RECORDS		RPI 51-100		RPI 101-150		RPI 150+											
18-18-0		0-1-0		1-2-0		OVERALL		1-2-0		0-3-0		16-10-0											
11-8-0		0-0-0		0-0-0		HOME		0-1-0		0-0-0		11-7-0											
5-9-0		0-1-0		1-1-0		AWAY		1-1-0		0-3-0		3-3-0											
2-1-0		0-0-0		0-1-0		NEUTRAL		0-0-0		0-0-0		2-0-0											
15-9-0		0-1-0		1-2-0		NON-CONFERENCE		1-2-0		0-0-0		13-4-0											
8-5-0		0-0-0		0-0-0		HOME		0-1-0		0-0-0		8-4-0											
5-3-0		0-1-0		1-0-		AWAY		1-1-0		0-0-0		3-0-0											
2-1-0		0-0-0		0-1-0		NEUTRAL		0-0-0		0-0-0		2-0-0											
3-9-0		0-0-0		0-0-0		CONFERENCE		0-0-0		0-3-0		3-6-0											
3-3-0		0-0-0		0-0-0		HOME		0-0-0		0-0-0		3-3-0											
0-6-0		0-0-0		0-0-0		AWAY		0-0-0		0-3-0		0-3-0											
0-0-0		0-0-0		0-0-0		NEUTRAL		0-0-0		0-0-0		0-0-0											
RPI	S	Opponent		Score		RPI	S	Opponent		Score		RPI	S	Opponent		Score							
11	A	Virginia		2	7	30	N	St. John's (NY)		1	13	54	A	Coastal Caro.		11	3	149	A	Elon	0	3	
						50	A	Old Dominion		4	3	64	A	Liberty		1	5	149	A	Elon	2	9	
						50	A	Old Dominion		8	9	64	H	Liberty		1	26	149	A	Elon	1	7	
																		162	A	Wofford	5	1	
																		164	H	Col. of Charleston	4	8	
																		164	H	Col. of Charleston	11	12	
																		164	H	Col. of Charleston	6	5	
																		176	H	VMI	1	6	
																		179	A	UNCW	2	6	
																		179	A	UNCW	5	7	
																		179	A	UNCW	1	4	
																		183	H	Delaware	12	8	
																		183	H	Delaware	2	10	
																		183	H	Delaware	6	5	
																		186	H	Buffalo	8	13	
																		186	H	Buffalo	9	4	
																		186	H	Buffalo	14	6	
																		200	H	George Mason	6	7	
																		203	N	N.C. A&T	5	1	
																		206	N	UNC Asheville	25	9	
																		252	H	Richmond	9	7	
																		259	A	Longwood	4	3	
																		266	A	USC Upstate	2	1	
																		290	H	Coppin St.	12	1	
																		290	H	Coppin St.	16	2	
																		291	H	NJIT	5	11	
																		291	H	NJIT	20	6	
LAST 10 GAMES																							
						11	A	Virginia		2	7	64	H	Liberty		1	26	266	A	USC Upstate	2	1	
						179	A	UNCW		1	4	164	H	Col. of Charleston		11	12	290	H	Coppin St.	12	1	
						179	A	UNCW		5	7	164	H	Col. of Charleston		4	8	290	H	Coppin St.	16	2	
						179	A	UNCW		2	6	164	H	Col. of Charleston		6	5	291	H	NJIT	5	11	
						252	H	Richmond		9	7	200	H	George Mason		6	7	291	H	NJIT	20	6	

Non-Div. I Games:

James Madison

RPI	S	Opponent	Score	
291	H	NJIT	14	2
291	H	NJIT	9	8

James Madison

J  
a  
m  
e  
s  
M  
a  
d  
i  
s  
o  
n

J  
a  
m  
e  
s  
M  
a  
d  
i  
s  
o  
n

[illegible]

**Non-Div. I Games:**

San Jose St.

Average RPI Win:	177	WON-LOST RECORD	WINNING PCT. RANK	LAST 10 GAMES	STRENGTH OF SCHEDULE	OPP. STRENGTH OF SCHEDULE	TEAM RPI	ADJ RPI	CONF. RPI	ADJ CONF. RPI		
DIV. I ONLY		18-19-0	.48649	157	4-6-0	235	122	216	.46411	216	25	25
DIV. I NON-CONF.		14-11-0	.56	113	2-2-0	223	67	167	.48941	167	26	26
<hr/>												
TOTALS	RPI 1-25	RPI 26-50		W-L RECORDS		RPI 51-100		RPI 101-150		RPI 150+		
18-19-0	0-0-0	2-5-0		OVERALL		0-0-0		6-6-0		10-8-0		
13-10-0	0-0-0	1-2-0		HOME		0-0-0		5-5-0		7-3-0		
5-9-0	0-0-0	1-3-0		AWAY		0-0-0		1-1-0		3-5-0		
0-0-0	0-0-0	0-0-0		NEUTRAL		0-0-0		0-0-0		0-0-0		
<hr/>												
14-11-0	0-0-0	2-5-0		NON-CONFERENCE		0-0-0		4-2-0		8-4-0		
11-6-0	0-0-0	1-2-0		HOME		0-0-0		3-1-0		7-3-0		
3-5-0	0-0-0	1-0-		AWAY		0-0-0		1-1-0		1-1-0		
0-0-0	0-0-0	0-0-0		NEUTRAL		0-0-0		0-0-0		0-0-0		
<hr/>												
4-8-0	0-0-0	0-0-0		CONFERENCE		0-0-0		2-4-0		2-4-0		
2-4-0	0-0-0	0-0-0		HOME		0-0-0		2-4-0		0-0-0		
2-4-0	0-0-0	0-0-0		AWAY		0-0-0		0-0-0		2-4-0		
0-0-0	0-0-0	0-0-0		NEUTRAL		0-0-0		0-0-0		0-0-0		
<hr/>												
RPI	S	Opponent	Score	RPI	S	Opponent	Score	RPI	S	Opponent	Score	
				43	A	Washington	7 1					
				43	A	Washington	5 8					
				43	A	Washington	2 3					
				43	A	Washington	0 4					
				48	H	Minnesota	3 2					
				48	H	Minnesota	2 9					
				48	H	Minnesota	2 5					
								112	A	San Francisco	6 14	
								112	H	San Francisco	9 5	
								118	H	Grand Canyon	1 2	
								118	H	Grand Canyon	7 1	
								118	H	Grand Canyon	2 8	
								123	H	New Mexico St.	2 5	
								123	H	New Mexico St.	2 1	
								123	H	New Mexico St.	4 8	
								132	H	Washington St.	3 4	
								132	H	Washington St.	10 2	
								132	H	Washington St.	6 4	
								135	A	Wichita St.	3 2	
								166	H	Fresno St.	0 9	
								188	H	Penn St.	1 6	
								188	H	Penn St.	11 3	
								188	H	Penn St.	2 4	
								193	A	UC Davis	6 7	
								193	H	UC Davis	1 0	
								213	H	Pacific	9 1	
								224	A	Nevada	7 5	
								247	A	Northern Colo.	7 8	
								247	A	Northern Colo.	5 9	
								247	A	Northern Colo.	5 7	
								254	A	Utah Valley	12 4	
								254	A	Utah Valley	9 1	
								254	A	Utah Valley	6 7	
								255	H	Northern Ky.	12 11	
<hr/>												
LAST 10 GAMES												
				112	A	San Francisco	6 14	193	H	UC Davis	1 0	
				112	H	San Francisco	9 5	118	H	Grand Canyon	2 8	
				123	H	New Mexico St.	2 5	118	H	Grand Canyon	7 1	
				123	H	New Mexico St.	2 1	118	H	Grand Canyon	1 2	
				123	H	New Mexico St.	4 8	166	H	Fresno St.	0 9	

Non-Div. I Games:

Sacramento St.

RPI	S	Opponent	Score	
255	H	Northern Ky.	10	0
255	H	Northern Ky.	6	5
255	H	Northern Ky.	2	0

Sacramento St.

S  
a  
c  
r  
a  
m  
e  
n  
t  
o  
S  
t  
.

S  
a  
c  
r  
a  
m  
e  
n  
t  
o  
S  
t  
.



Average RPI Win:		158	WON-LOST RECORD		WINNING PCT. RANK		LAST 10 GAMES		STRENGTH OF SCHEDULE		OPP. STRENGTH OF SCHEDULE		TEAM RPI		ADJ RPI		CONF. RPI		ADJ CONF. RPI	
DIV. I ONLY			13-23-0		.36111 240		2-8-0		115		129		217		.46382 217		11		11	
DIV. I NON-CONF.			10-11-0		.47619 167		0-2-0		162		118		186		.48286 186		11		11	
TOTALS		RPI 1-25		RPI 26-50		W-L RECORDS		RPI 51-100		RPI 101-150		RPI 150+								
13-23-0		0-1-0		1-2-0		OVERALL		2-10-0		4-4-0		6-6-0								
9-11-0		0-1-0		0-1-0		HOME		1-4-0		4-4-0		4-1-0								
2-10-0		0-0-0		1-1-0		AWAY		1-6-0		0-0-0		0-3-0								
2-2-0		0-0-0		0-0-0		NEUTRAL		0-0-0		0-0-0		2-2-0								
10-11-0		0-1-0		1-2-0		NON-CONFERENCE		2-4-0		1-1-0		6-3-0								
6-5-0		0-1-0		0-1-0		HOME		1-1-0		1-1-0		4-1-0								
2-4-0		0-0-0		1-0-		AWAY		1-3-0		0-0-0		0-0-0								
2-2-0		0-0-0		0-0-0		NEUTRAL		0-0-0		0-0-0		2-2-0								
3-12-0		0-0-0		0-0-0		CONFERENCE		0-6-0		3-3-0		0-3-0								
3-6-0		0-0-0		0-0-0		HOME		0-3-0		3-3-0		0-0-0								
0-6-0		0-0-0		0-0-0		AWAY		0-3-0		0-0-0		0-3-0								
0-0-0		0-0-0		0-0-0		NEUTRAL		0-0-0		0-0-0		0-0-0								
RPI	S	Opponent		Score		RPI	S	Opponent		Score		RPI	S	Opponent		Score				
25	H	Oklahoma		4	5	31	H	Mercer		4	11	53	A	Georgia Tech		5	12			
						42	A	Ole Miss		0	1	53	H	Georgia Tech		0	7			
						42	A	Ole Miss		2	0	54	H	Coastal Caro.		0	17			
												54	H	Coastal Caro.		5	8			
												54	H	Coastal Caro.		0	4			
												60	A	South Ala.		0	7			
												60	A	South Ala.		9	19			
												60	A	South Ala.		6	16			
												69	H	BYU		3	2			
												71	A	Jacksonville		2	7			
												71	A	Jacksonville		8	9			
												71	A	Jacksonville		5	2			
												114	H	Marshall		8	3			
												124	H	UT Arlington		1	7			
												124	H	UT Arlington		2	1			
												124	H	UT Arlington		7	10			
												143	H	Kennesaw St.		7	10			
												144	H	Troy		3	2			
												144	H	Troy		3	5			
												144	H	Troy		9	3			
												158	H	Furman		5	0			
												173	A	Arkansas St.		5	10			
												173	A	Arkansas St.		2	4			
												173	A	Arkansas St.		1	14			
												182	H	Western Mich.		6	4			
												245	N	Army West Point		5	2			
												245	N	Army West Point		3	0			
												255	H	Northern Ky.		12	4			
												255	H	Northern Ky.		7	8			
												255	H	Northern Ky.		10	6			
												262	N	Bowling Green		1	4			
												262	N	Bowling Green		3	6			
LAST 10 GAMES																				
53 H Georgia Tech						0	7	173 A Arkansas St.						5	10					
144 H Troy						3	5	173 A Arkansas St.						2	4					
144 H Troy						3	2	173 A Arkansas St.						1	14					
144 H Troy						9	3	54 H Coastal Caro.						0	17					
31 H Mercer						4	11	54 H Coastal Caro.						5	8					

**Non-Div. I Games:**

Georgia St.

Average RPI Win: 199		WON-LOST	WINNING	LAST 10	STRENGTH OF		OPP. STRENGTH	TEAM	ADJ	CONF.	ADJ CONF.
Average RPI Loss: 133		RECORD	PCT. RANK	GAMES	SCHEDULE		OF SCHEDULE	RPI	RPI	RPI	RPI
DIV. I ONLY		11-27-0	.28947	272	2-8-0		102	204	218	.46328	218
DIV. I NON-CONF.		6-17-0	.26087	263	1-2-0		119	202	234	.45272	234
TOTALS		RPI 1-25	RPI 26-50		W-L RECORDS		RPI 51-100		RPI 101-150		RPI 150+
11-27-0		0-4-0	0-1-0		OVERALL		1-5-0		1-2-0		9-15-0
5-8-0		0-1-0	0-0-0		HOME		0-3-0		0-0-0		5-4-0
6-19-0		0-3-0	0-1-0		AWAY		1-2-0		1-2-0		4-11-0
0-0-0		0-0-0	0-0-0		NEUTRAL		0-0-0		0-0-0		0-0-0
6-17-0		0-4-0	0-1-0		NON-CONFERENCE		1-2-0		0-0-0		5-10-0
3-4-0		0-1-0	0-0-0		HOME		0-0-0		0-0-0		3-3-0
3-13-0		0-3-0	0-0-0		AWAY		1-2-0		0-0-0		2-7-0
0-0-0		0-0-0	0-0-0		NEUTRAL		0-0-0		0-0-0		0-0-0
5-10-0		0-0-0	0-0-0		CONFERENCE		0-3-0		1-2-0		4-5-0
2-4-0		0-0-0	0-0-0		HOME		0-3-0		0-0-0		2-1-0
3-6-0		0-0-0	0-0-0		AWAY		0-0-0		1-2-0		2-4-0
0-0-0		0-0-0	0-0-0		NEUTRAL		0-0-0		0-0-0		0-0-0
RPI S	Opponent	Score	RPI S	Opponent	Score	RPI S	Opponent	Score	RPI S	Opponent	Score
13 A	Arkansas	3 12	35 A	Louisiana Tech	3 12	60 H	South Ala.	1 4	109 A	Ga. Southern	0 9
13 A	Arkansas	2 11				60 H	South Ala.	2 14	109 A	Ga. Southern	5 4
17 A	McNeese	5 14				60 H	South Ala.	3 8	109 A	Ga. Southern	3 9
17 H	McNeese	4 32				65 A	DBU	0 11	167 A	Texas St.	4 7
						65 A	DBU	8 3	167 A	Texas St.	5 9
						65 A	DBU	4 12	167 A	Texas St.	6 5
									173 A	Arkansas St.	3 8
									173 A	Arkansas St.	5 3
									173 A	Arkansas St.	6 12
									178 A	Alabama	3 10
									178 A	Alabama	3 4
									178 A	Alabama	2 6
									208 A	UAB	3 4
									208 A	UAB	3 4
									208 A	UAB	2 3
									209 A	Jackson St.	10 2
									209 H	Jackson St.	0 2
									212 H	Southern Ill.	0 9
									212 H	Southern Ill.	4 3
									212 H	Southern Ill.	6 2
									235 A	Northwestern St.	4 5
									235 H	Northwestern St.	2 11
									243 H	Little Rock	1 5
									243 H	Little Rock	7 1
									243 H	Little Rock	6 4
									280 A	Grambling	4 3
									280 H	Grambling	7 1
			LAST 10 GAMES			280 A	Grambling	4 3	60 H	South Ala.	1 4
						167 A	Texas St.	4 7	60 H	South Ala.	2 14
						167 A	Texas St.	5 9	235 A	Northwestern St.	4 5
						167 A	Texas St.	6 5	235 H	Northwestern St.	2 11
						60 H	South Ala.	3 8	109 A	Ga. Southern	0 9

Non-Div. I Games:

La.-Monroe

R  
i  
d  
e  
r

Rider

Average RPI Win: 201		WON-LOST RECORD		WINNING PCT. RANK		LAST 10 GAMES		STRENGTH OF SCHEDULE		OPP. STRENGTH OF SCHEDULE		TEAM RPI		ADJ RPI		CONF. RPI		ADJ CONF. RPI					
Average RPI Loss: 155																							
DIV. I ONLY		11-16-0		.40741 214		5-5-0		193		253		220		.46313 220		17		17					
DIV. I NON-CONF.		6-12-0		.33333 241		2-2-0		213		276		258		.43372 257		17		17					
TOTALS		RPI 1-25		RPI 26-50		W-L RECORDS		RPI 51-100		RPI 101-150		RPI 150+											
11-16-0		0-0-0		1-4-0		OVERALL		0-1-0		0-0-0		10-11-0											
6-4-0		0-0-0		0-0-0		HOME		0-0-0		0-0-0		6-4-0											
5-9-0		0-0-0		1-2-0		AWAY		0-0-0		0-0-0		4-7-0											
0-3-0		0-0-0		0-2-0		NEUTRAL		0-1-0		0-0-0		0-0-0											
6-12-0		0-0-0		0-2-0		NON-CONFERENCE		0-1-0		0-0-0		6-9-0											
4-3-0		0-0-0		0-0-0		HOME		0-0-0		0-0-0		4-3-0											
2-6-0		0-0-0		0-0-		AWAY		0-0-0		0-0-0		2-6-0											
0-3-0		0-0-0		0-2-0		NEUTRAL		0-1-0		0-0-0		0-0-0											
5-4-0		0-0-0		1-2-0		CONFERENCE		0-0-0		0-0-0		4-2-0											
2-1-0		0-0-0		0-0-0		HOME		0-0-0		0-0-0		2-1-0											
3-3-0		0-0-0		1-2-0		AWAY		0-0-0		0-0-0		2-1-0											
0-0-0		0-0-0		0-0-0		NEUTRAL		0-0-0		0-0-0		0-0-0											
RPI	S	Opponent		Score		RPI	S	Opponent		Score		RPI	S	Opponent		Score		RPI	S	Opponent		Score	
						30	N	St. John's (NY)		0	8	64	N	Liberty		5	8	169	A	Gardner-Webb		3	4
						30	N	St. John's (NY)		3	15							169	A	Gardner-Webb		2	5
						45	A	Binghamton		2	11							169	A	Gardner-Webb		6	0
						45	A	Binghamton		12	3							177	A	Hartford		7	3
						45	A	Binghamton		1	9							177	A	Hartford		13	12
																		177	A	Hartford		7	16
																		183	A	Delaware		6	17
																		183	H	Delaware		5	4
																		200	H	George Mason		4	2
																		202	A	George Washington		2	3
																		202	H	George Washington		3	4
																		206	A	UNC Asheville		5	11
																		206	A	UNC Asheville		6	7
																		206	A	UNC Asheville		8	4
																		229	H	Albany (NY)		1	9
																		229	H	Albany (NY)		7	6
																		229	H	Albany (NY)		9	3
																		236	H	Towson		3	7
																		290	H	Coppin St.		4	10
																		299	H	Mt. St. Mary's		14	1
																		299	H	Mt. St. Mary's		19	7
LAST 10 GAMES																							
						177	A	Hartford		13	12	45	A	Binghamton		12	3						
						177	A	Hartford		7	3	45	A	Binghamton		2	11						
						177	A	Hartford		7	16	45	A	Binghamton		1	9						
						290	H	Coppin St.		4	10	183	H	Delaware		5	4						
						202	A	George Washington		2	3	299	H	Mt. St. Mary's		14	1						

Non-Div. I Games:

UMBC

Average RPI Win: 190		WON-LOST RECORD		WINNING PCT. RANK		LAST 10 GAMES		STRENGTH OF SCHEDULE		OPP. STRENGTH OF SCHEDULE		TEAM RPI		ADJ RPI		CONF. RPI		ADJ CONF. RPI	
DIV. I ONLY		16-23-0		.41026 212		4-6-0		138		144		221		.4628 221		21		21	
DIV. I NON-CONF.		10-20-0		.33333 241		0-3-0		96		135		218		.46241 216		22		22	
TOTALS		RPI 1-25		RPI 26-50		W-L RECORDS		RPI 51-100		RPI 101-150		RPI 150+							
16-23-0		0-4-0		0-1-0		OVERALL		4-8-0		1-2-0		11-8-0							
12-17-0		0-2-0		0-0-0		HOME		2-6-0		1-2-0		9-7-0							
4-6-0		0-2-0		0-1-0		AWAY		2-2-0		0-0-0		2-1-0							
0-0-0		0-0-0		0-0-0		NEUTRAL		0-0-0		0-0-0		0-0-0							
10-20-0		0-4-0		0-1-0		NON-CONFERENCE		2-7-0		0-0-0		8-8-0							
6-14-0		0-2-0		0-0-0		HOME		0-5-0		0-0-0		6-7-0							
4-6-0		0-2-0		0-0-		AWAY		2-2-0		0-0-0		2-1-0							
0-0-0		0-0-0		0-0-0		NEUTRAL		0-0-0		0-0-0		0-0-0							
6-3-0		0-0-0		0-0-0		CONFERENCE		2-1-0		1-2-0		3-0-0							
6-3-0		0-0-0		0-0-0		HOME		2-1-0		1-2-0		3-0-0							
0-0-0		0-0-0		0-0-0		AWAY		0-0-0		0-0-0		0-0-0							
0-0-0		0-0-0		0-0-0		NEUTRAL		0-0-0		0-0-0		0-0-0							
RPI	S	Opponent		Score		RPI	S	Opponent		Score		RPI	S	Opponent		Score			
9	H	Florida		8	9	29	A	Florida St.		3	7	52	H	FGCU		2	4		
21	A	UCF		3	5							52	H	FGCU		1	0		
24	A	South Fla.		4	9							52	H	FGCU		2	1		
24	H	South Fla.		6	8							55	H	UConn		3	9		
												66	A	Bethune-Cookman		8	9		
												87	A	Tulane		6	7		
												87	A	Tulane		5	1		
												87	A	Tulane		12	10		
												92	H	Seton Hall		1	5		
												92	H	Seton Hall		5	6		
												93	H	FIU		0	9		
												93	H	FIU		6	10		
											</								

Non-Div. I Games:

Stetson

Average RPI Win: 193		WON-LOST	WINNING	LAST 10	STRENGTH OF		OPP. STRENGTH	TEAM	ADJ	CONF.	ADJ CONF.
Average RPI Loss: 140		RECORD	PCT. RANK	GAMES	SCHEDULE		OF SCHEDULE	RPI	RPI	RPI	RPI
DIV. I ONLY		12-20-0	.375	234	5-5-0		210	191	222	.46274	222
DIV. I NON-CONF.		6-14-0	.3	253	3-0-0		215	128	229	.45687	229
TOTALS		RPI 1-25	RPI 26-50		W-L RECORDS		RPI 51-100		RPI 101-150		RPI 150+
12-20-0		0-1-0	0-0-0		OVERALL		0-5-0		2-6-0		10-8-0
6-2-0		0-0-0	0-0-0		HOME		0-0-0		1-2-0		5-0-0
6-15-0		0-1-0	0-0-0		AWAY		0-3-0		1-3-0		5-8-0
0-3-0		0-0-0	0-0-0		NEUTRAL		0-2-0		0-1-0		0-0-0
6-14-0		0-1-0	0-0-0		NON-CONFERENCE		0-5-0		0-2-0		6-6-0
2-0-0		0-0-0	0-0-0		HOME		0-0-0		0-0-0		2-0-0
4-11-0		0-1-0	0-0-		AWAY		0-3-0		0-1-0		4-6-0
0-3-0		0-0-0	0-0-0		NEUTRAL		0-2-0		0-1-0		0-0-0
6-6-0		0-0-0	0-0-0		CONFERENCE		0-0-0		2-4-0		4-2-0
4-2-0		0-0-0	0-0-0		HOME		0-0-0		1-2-0		3-0-0
2-4-0		0-0-0	0-0-0		AWAY		0-0-0		1-2-0		1-2-0
0-0-0		0-0-0	0-0-0		NEUTRAL		0-0-0		0-0-0		0-0-0
RPI S	Opponent	Score		RPI S	Opponent	Score		RPI S	Opponent	Score	
11 A	Virginia	0	10					63 N	Rhode Island	4	5
								76 A	Fla. Atlantic	1	6
								76 A	Fla. Atlantic	5	16
								76 A	Fla. Atlantic	10	12
								99 N	Notre Dame	0	4
								111 A	Rutgers	4	6
								120 H	Marist	4	5
								120 H	Marist	7	2
								120 H	Marist	1	7
								129 N	William & Mary	5	6
								150 A	Canisius	3	4
								150 A	Canisius	10	11
								150 A	Canisius	17	6
								154 H	Princeton	8	4
								158 A	Furman	6	10
								158 A	Furman	4	2
								158 A	Furman	5	12
								162 A	Wofford	4	16
								162 A	Wofford	6	4
								170 A	Columbia	17	12
								202 A	George Washington	0	12
								202 A	George Washington	0	4
								202 A	George Washington	3	1
								225 H	Quinnipiac	9	4
								225 H	Quinnipiac	12	0
								225 H	Quinnipiac	17	7
								237 A	Siena	5	6
								237 A	Siena	11	0
								237 A	Siena	4	5
								266 A	USC Upstate	5	14
								293 H	Lafayette	5	4
LAST 10 GAMES				293 H	Lafayette	5	4	237 A	Siena	5	6
				120 H	Marist	1	7	237 A	Siena	11	0
				120 H	Marist	4	5	237 A	Siena	4	5
				120 H	Marist	7	2	154 H	Princeton	8	4
				170 A	Columbia	17	12	150 A	Canisius	10	11

Non-Div. I Games:

Monmouth

Average RPI Win:	222	WON-LOST	WINNING	LAST 10	STRENGTH OF	OPP. STRENGTH	TEAM	ADJ	CONF.	ADJ CONF.		
Average RPI Loss:	111	RECORD	PCT. RANK	GAMES	SCHEDULE	OF SCHEDULE	RPI	RPI	RPI	RPI		
DIV. I ONLY		13-19-0	.40625	215	3-7-0	203	217	223	.46228	223	16	16
DIV. I NON-CONF.		11-9-0	.55	116	1-1-0	188	256	117	.51562	117	9	9
<hr/>												
TOTALS	RPI 1-25	RPI 26-50		W-L RECORDS		RPI 51-100		RPI 101-150		RPI 150+		
13-19-0	0-4-0	0-0-0		OVERALL		3-7-0		0-1-0		10-7-0		
3-6-0	0-0-0	0-0-0		HOME		2-4-0		0-0-0		1-2-0		
1-12-0	0-4-0	0-0-0		AWAY		1-3-0		0-1-0		0-4-0		
9-1-0	0-0-0	0-0-0		NEUTRAL		0-0-0		0-0-0		9-1-0		
11-9-0	0-4-0	0-0-0		NON-CONFERENCE		1-3-0		0-1-0		10-1-0		
1-0-0	0-0-0	0-0-0		HOME		0-0-0		0-0-0		1-0-0		
1-8-0	0-4-0	0-0-		AWAY		1-3-0		0-1-0		0-0-0		
9-1-0	0-0-0	0-0-0		NEUTRAL		0-0-0		0-0-0		9-1-0		
2-10-0	0-0-0	0-0-0		CONFERENCE		2-4-0		0-0-0		0-6-0		
2-6-0	0-0-0	0-0-0		HOME		2-4-0		0-0-0		0-2-0		
0-4-0	0-0-0	0-0-0		AWAY		0-0-0		0-0-0		0-4-0		
0-0-0	0-0-0	0-0-0		NEUTRAL		0-0-0		0-0-0		0-0-0		
RPI S	Opponent	Score		RPI S	Opponent	Score		RPI S	Opponent	Score		
24 A	South Fla.	2	8			71 A	Jacksonville 4 1	108 A	Boston College	5	8	
24 A	South Fla.	2	14			71 A	Jacksonville 1 2	154 H	Princeton	3	5	
24 A	South Fla.	6	8			71 A	Jacksonville 3 5	154 H	Princeton	4	9	
24 A	South Fla.	1	4			71 A	Jacksonville 1 12	170 A	Columbia	0	2	
						82 H	Yale 9 13	170 A	Columbia	1	5	
						82 H	Yale 12 7	233 A	Penn	4	7	
						82 H	Yale 2 4	233 A	Penn	0	4	
						82 H	Yale 13 21	241 H	Massachusetts	7	3	
						90 H	Cornell 5 9	241 N	Massachusetts	8	2	
						90 H	Cornell 7 5	245 N	Army West Point	17	9	
								245 N	Army West Point	11	5	
								245 N	Army West Point	7	8	
								245 N	Army West Point	11	4	
								263 N	Bucknell	9	8	
								290 N	Coppin St.	6	2	
								290 N	Coppin St.	14	3	
								293 N	Lafayette	6	0	
								293 N	Lafayette	13	1	
LAST 10 GAMES												
82 H	Yale	12	7	154 H	Princeton	3	5					
82 H	Yale	9	13	154 H	Princeton	4	9					
82 H	Yale	13	21	90 H	Cornell	5	9					
82 H	Yale	2	4	90 H	Cornell	7	5					
108 A	Boston College	5	8	241 H	Massachusetts	7	3					

**Non-Div. I Games:**

Harvard

Average RPI Win:		148	WON-LOST RECORD		WINNING PCT. RANK		LAST 10 GAMES		STRENGTH OF SCHEDULE		OPP. STRENGTH OF SCHEDULE		TEAM RPI		ADJ RPI		CONF. RPI		ADJ CONF. RPI	
DIV. I ONLY			11-26-0		.2973 269		4-6-0		82		187		224		.46225 224		19		19	
DIV. I NON-CONF.			4-15-0		.21053 273		1-3-0		41		89		217		.46309 215		14		14	
TOTALS		RPI 1-25		RPI 26-50		W-L RECORDS		RPI 51-100		RPI 101-150		RPI 150+								
11-26-0		0-1-0		1-0-0		OVERALL		3-8-0		2-9-0		5-8-0								
7-10-0		0-0-0		1-0-0		HOME		1-3-0		1-4-0		4-3-0								
4-16-0		0-1-0		0-0-0		AWAY		2-5-0		1-5-0		1-5-0								
0-0-0		0-0-0		0-0-0		NEUTRAL		0-0-0		0-0-0		0-0-0								
4-15-0		0-1-0		1-0-0		NON-CONFERENCE		1-4-0		2-9-0		0-1-0								
2-6-0		0-0-0		1-0-0		HOME		0-1-0		1-4-0		0-1-0								
2-9-0		0-1-0		0-0-		AWAY		1-3-0		1-5-0		0-0-0								
0-0-0		0-0-0		0-0-0		NEUTRAL		0-0-0		0-0-0		0-0-0								
7-11-0		0-0-0		0-0-0		CONFERENCE		2-4-0		0-0-0		5-7-0								
5-4-0		0-0-0		0-0-0		HOME		1-2-0		0-0-0		4-2-0								
2-7-0		0-0-0		0-0-0		AWAY		1-2-0		0-0-0		1-5-0								
0-0-0		0-0-0		0-0-0		NEUTRAL		0-0-0		0-0-0		0-0-0								
RPI	S	Opponent		Score		RPI	S	Opponent		Score		RPI	S	Opponent		Score				
15	A	Baylor		0 6		49	H	Utah		9 4		80	A	Saint Mary's (CA)		0 4				
												80	H	Saint Mary's (CA)		1 6				
												84	A	Sam Houston St.		2 8				
												84	A	Sam Houston St.		0 1				
												84	A	Sam Houston St.		5 4				
												88	A	San Diego St.		3 1				
												88	A	San Diego St.		3 6				
												88	A	San Diego St.		2 7				
												88	H	San Diego St.		7 3				
												88	H	San Diego St.		2 7				
												88	H	San Diego St.		3 7				
														166 A Fresno St.		5 9				
														166 A Fresno St.		2 3				
														166 A Fresno St.		10 8				
														215 A San Jose St.		5 6				
														215 A San Jose St.		6 7				
														215 A San Jose St.		5 6				
														215 H San Jose St.		5 6				
														215 H San Jose St.		6 2				
														215 H San Jose St.		5 4				
														216 H Sacramento St.		5 7				
														251 H Air Force		3 7				
														251 H Air Force		10 2				
														251 H Air Force		9 8				
LAST 10 GAMES																				
						215	H	San Jose St.		6 2		88	A	San Diego St.		3 1				
						215	H	San Jose St.		5 4		88	A	San Diego St.		3 6				
						215	H	San Jose St.		5 6		80	H	Saint Mary's (CA)		1 6				
						107	A	UC Santa Barbara		3 10		121	A	Hawaii		2 3				
						88	A	San Diego St.		2 7		121	A	Hawaii		9 2				

Non-Div. I Games:

Nevada



Average RPI Win: 157		WON-LOST	WINNING	LAST 10	STRENGTH OF		OPP. STRENGTH	TEAM	ADJ	CONF.	ADJ CONF.
Average RPI Loss: 181		RECORD	PCT. RANK	GAMES	SCHEDULE		OF SCHEDULE	RPI	RPI	RPI	RPI
DIV. I ONLY		11-23-0	.32353	261	1-9-0		192	243	225	.46128	225
DIV. I NON-CONF.		7-15-0	.31818	248	0-4-0		166	195	202	.47595	202
TOTALS		RPI 1-25	RPI 26-50		W-L RECORDS		RPI 51-100		RPI 101-150		RPI 150+
11-23-0	0-1-0	0-0-0		OVERALL		1-2-0		6-1-0		4-19-0	
3-1-0	0-0-0	0-0-0		HOME		0-0-0		3-0-0		0-1-0	
7-20-0	0-1-0	0-0-0		AWAY		0-2-0		3-1-0		4-16-0	
1-2-0	0-0-0	0-0-0		NEUTRAL		1-0-0		0-0-0		0-2-0	
7-15-0	0-1-0	0-0-0		NON-CONFERENCE		1-2-0		3-1-0		3-11-0	
0-1-0	0-0-0	0-0-0		HOME		0-0-0		0-0-0		0-1-0	
6-12-0	0-1-0	0-0-		AWAY		0-2-0		3-1-0		3-8-0	
1-2-0	0-0-0	0-0-0		NEUTRAL		1-0-0		0-0-0		0-2-0	
4-8-0	0-0-0	0-0-0		CONFERENCE		0-0-0		3-0-0		1-8-0	
3-0-0	0-0-0	0-0-0		HOME		0-0-0		3-0-0		0-0-0	
1-8-0	0-0-0	0-0-0		AWAY		0-0-0		0-0-0		1-8-0	
0-0-0	0-0-0	0-0-0		NEUTRAL		0-0-0		0-0-0		0-0-0	
RPI S	Opponent	Score		RPI S	Opponent	Score		RPI S	Opponent	Score	
12 A	Wake Forest	1	2					55 A	UConn	3	4
								63 A	Rhode Island	5	15
								74 N	Kent St.	4	2
								115 A	UTSA	5	4
								115 A	UTSA	1	12
								115 A	UTSA	8	7
								115 A	UTSA	12	10
								120 H	Marist	4	2
								120 H	Marist	7	4
								120 H	Marist	2	0
								151 N	Radford	0	4
								156 H	Bryant	6	7
								169 A	Gardner-Webb	2	5
								172 A	Niagara	2	10
								172 A	Niagara	8	17
								172 A	Niagara	1	2
								176 A	VMI	8	5
								176 A	VMI	7	13
								176 A	VMI	5	9
								177 N	Hartford	4	6
								189 A	Central Conn. St.	3	6
								222 A	Monmouth	0	12
								222 A	Monmouth	7	17
								222 A	Monmouth	4	9
								240 A	Campbell	7	10
								240 A	Campbell	6	11
								240 A	Campbell	7	5
								261 A	Iona	1	2
								261 A	Iona	1	0
								261 A	Iona	4	12
								177 N	Hartford	4	6
								172 A	Niagara	8	17
								172 A	Niagara	1	2
								172 A	Niagara	2	10
								189 A	Central Conn. St.	3	6
								261 A	Iona	4	12

Non-Div. I Games:

Quinnipiac

RPI	S	Opponent	Score	
266	A	USC Upstate	3	5
266	A	USC Upstate	11	3
266	A	USC Upstate	3	5

Quinnipiac

Q  
u  
i  
n  
n  
i  
p  
i  
a  
c

Q  
u  
i  
n  
n  
i  
p  
i  
a  
c

Average RPI Win:	201	WON-LOST RECORD	WINNING PCT. RANK	LAST 10 GAMES	STRENGTH OF SCHEDULE	OPP. STRENGTH OF SCHEDULE	TEAM RPI	ADJ RPI	CONF. RPI	ADJ CONF. RPI		
DIV. I ONLY		12-21-0	.36364	239	5-5-0	232	225	226	.46121	226	23	23
DIV. I NON-CONF.		10-11-0	.47619	167	3-3-0	268	125	172	.48833	172	20	20
<hr/>												
TOTALS	RPI 1-25	RPI 26-50		W-L RECORDS		RPI 51-100		RPI 101-150		RPI 150+		
12-21-0	0-0-0	0-1-0		OVERALL		1-5-0		2-8-0		9-7-0		
2-1-0	0-0-0	0-0-0		HOME		0-0-0		0-0-0		2-1-0		
6-19-0	0-0-0	0-1-0		AWAY		1-5-0		1-7-0		4-6-0		
4-1-0	0-0-0	0-0-0		NEUTRAL		0-0-0		1-1-0		3-0-0		
10-11-0	0-0-0	0-1-0		NON-CONFERENCE		1-2-0		2-5-0		7-3-0		
0-0-0	0-0-0	0-0-0		HOME		0-0-0		0-0-0		0-0-0		
6-10-0	0-0-0	0-0-		AWAY		1-2-0		1-4-0		4-3-0		
4-1-0	0-0-0	0-0-0		NEUTRAL		0-0-0		1-1-0		3-0-0		
2-10-0	0-0-0	0-0-0		CONFERENCE		0-3-0		0-3-0		2-4-0		
2-1-0	0-0-0	0-0-0		HOME		0-0-0		0-0-0		2-1-0		
0-9-0	0-0-0	0-0-0		AWAY		0-3-0		0-3-0		0-3-0		
0-0-0	0-0-0	0-0-0		NEUTRAL		0-0-0		0-0-0		0-0-0		
RPI	S	Opponent	Score	RPI	S	Opponent	Score	RPI	S	Opponent	Score	
48	A	Minnesota	4 5	58	A	Wright St.	3 5	122	A	Lamar University	0 6	
				58	A	Wright St.	1 2	122	A	Lamar University	1 2	
				58	A	Wright St.	0 4	124	A	UT Arlington	5 2	
				86	A	Bradley	2 3	124	A	UT Arlington	5 8	
				86	A	Bradley	5 11	124	A	UT Arlington	4 5	
				86	A	Bradley	13 4	130	A	Ill.-Chicago	7 8	
								130	A	Ill.-Chicago	0 5	
								130	A	Ill.-Chicago	4 11	
								148	N	Illinois	2 10	
								148	N	Illinois	4 2	
								159	N	Eastern Mich.	4 2	
								159	N	Eastern Mich.	3 0	
								159	N	Eastern Mich.	15 4	
								253	A	Evansville	7 5	
								253	A	Evansville	4 6	
								253	A	Evansville	8 2	
								253	A	Evansville	0 2	
								255	A	Northern Ky.	5 6	
								255	A	Northern Ky.	9 13	
								255	A	Northern Ky.	4 7	
								256	A	Northern Ill.	2 0	
								257	A	Northwestern	4 6	
				257	A	Northwestern	4 6	264	H	Youngstown St.	14 5	
				264	H	Youngstown St.	5 6	86	A	Bradley	5 11	
				264	H	Youngstown St.	3 0	86	A	Bradley	2 3	
				264	H	Youngstown St.	14 5	256	A	Northern Ill.	2 0	
				282	A	Chicago St.	15 1	130	A	Ill.-Chicago	7 8	
								282	A	Chicago St.	15 1	

**Non-Div. I Games:**

Milwaukee

UNLV

UNLV

Average RPI Win: 206		WON-LOST	WINNING	LAST 10	STRENGTH OF		OPP. STRENGTH	TEAM	ADJ	CONF.	ADJ CONF.
Average RPI Loss: 174		RECORD	PCT. RANK	GAMES	SCHEDULE		OF SCHEDULE	RPI	RPI	RPI	RPI
DIV. I ONLY		17-20-0	.45946	177	3-7-0		221	215	228	.46041	228
DIV. I NON-CONF.		10-11-0	.47619	167	0-4-0		236	252	231	.4539	231
TOTALS		RPI 1-25	RPI 26-50		W-L RECORDS		RPI 51-100		RPI 101-150		RPI 150+
17-20-0	0-1-0	0-1-0		OVERALL		3-4-0		2-1-0		12-13-0	
12-8-0	0-0-0	0-0-0		HOME		2-2-0		2-1-0		8-5-0	
5-11-0	0-1-0	0-1-0		AWAY		1-2-0		0-0-0		4-7-0	
0-1-0	0-0-0	0-0-0		NEUTRAL		0-0-0		0-0-0		0-1-0	
10-11-0	0-1-0	0-1-0		NON-CONFERENCE		1-2-0		2-1-0		7-6-0	
9-4-0	0-0-0	0-0-0		HOME		0-0-0		2-1-0		7-3-0	
1-6-0	0-1-0	0-0-		AWAY		1-2-0		0-0-0		0-2-0	
0-1-0	0-0-0	0-0-0		NEUTRAL		0-0-0		0-0-0		0-1-0	
7-9-0	0-0-0	0-0-0		CONFERENCE		2-2-0		0-0-0		5-7-0	
3-4-0	0-0-0	0-0-0		HOME		2-2-0		0-0-0		1-2-0	
4-5-0	0-0-0	0-0-0		AWAY		0-0-0		0-0-0		4-5-0	
0-0-0	0-0-0	0-0-0		NEUTRAL		0-0-0		0-0-0		0-0-0	
RPI S	Opponent	Score		RPI S	Opponent	Score		RPI S	Opponent	Score	
6 A	Clemson	5	6	27 A	South Carolina	0	3	64 H	Liberty	3	17
								64 H	Liberty	2	12
								64 H	Liberty	11	4
								78 H	Winthrop	4	2
								93 A	FIU	8	15
								93 A	FIU	0	8
								93 A	FIU	6	5
								128 H	VCU	4	13
								128 H	VCU	11	9
								128 H	VCU	4	2
								164 H	Col. of Charleston	5	13
								169 H	Gardner-Webb	5	7
								169 H	Gardner-Webb	18	2
								169 H	Gardner-Webb	3	6
								206 A	UNC Asheville	1	2
								206 A	UNC Asheville	19	3
								206 A	UNC Asheville	10	3
								240 A	Campbell	2	3
								240 A	Campbell	12	6
								240 A	Campbell	0	6
								242 A	The Citadel	5	8
								242 H	The Citadel	6	8
								259 A	Longwood	2	7
								259 A	Longwood	0	1
								259 A	Longwood	8	7
								266 A	USC Upstate	1	5
								266 H	USC Upstate	4	3
								266 N	USC Upstate	4	10
								276 H	Hofstra	8	7
								276 H	Hofstra	9	3
								276 H	Hofstra	4	1
								277 H	Delaware St.	3	1
								277 H	Delaware St.	3	2
								277 H	Delaware St.	2	9
LAST 10 GAMES											
242 A	The Citadel	5	8	6 A	Clemson	5	6	276 H	Hofstra	4	1
169 H	Gardner-Webb	5	7	206 A	UNC Asheville	1	2	276 H	Hofstra	4	1
169 H	Gardner-Webb	18	2	206 A	UNC Asheville	19	3	277 H	Delaware St.	3	1
169 H	Gardner-Webb	3	6	206 A	UNC Asheville	10	3	277 H	Delaware St.	3	2
164 H	Col. of Charleston	5	13	242 H	The Citadel	6	8	277 H	Delaware St.	2	9

Non-Div. I Games:

Charleston So.

RPI	S	Opponent	Score	
288	H	Savannah St.	7	5

Charleston So.

C  
h  
a  
r  
l  
e  
s  
t  
o  
n  
S  
o  
.

C  
h  
a  
r  
l  
e  
s  
t  
o  
n  
S  
o  
.

Average RPI Win: 227		WON-LOST	WINNING	LAST 10	STRENGTH OF		OPP. STRENGTH	TEAM	ADJ	CONF.	ADJ CONF.
Average RPI Loss: 149		RECORD	PCT. RANK	GAMES	SCHEDULE		OF SCHEDULE	RPI	RPI	RPI	RPI
DIV. I ONLY		11-18-0	.37931	229	2-8-0		238	240	229	.46039	229
DIV. I NON-CONF.		8-9-0	.47059	174	1-2-0		287	261	226	.45847	226
TOTALS		RPI 1-25	RPI 26-50		W-L RECORDS		RPI 51-100		RPI 101-150		RPI 150+
11-18-0	0-0-0	0-4-0		OVERALL		1-2-0		1-3-0		9-9-0	
0-3-0	0-0-0	0-3-0		HOME		0-0-0		0-0-0		0-0-0	
7-13-0	0-0-0	0-1-0		AWAY		0-1-0		1-2-0		6-9-0	
4-2-0	0-0-0	0-0-0		NEUTRAL		1-1-0		0-1-0		3-0-0	
8-9-0	0-0-0	0-1-0		NON-CONFERENCE		1-2-0		0-1-0		7-5-0	
0-0-0	0-0-0	0-0-0		HOME		0-0-0		0-0-0		0-0-0	
4-7-0	0-0-0	0-0-		AWAY		0-1-0		0-0-0		4-5-0	
4-2-0	0-0-0	0-0-0		NEUTRAL		1-1-0		0-1-0		3-0-0	
3-9-0	0-0-0	0-3-0		CONFERENCE		0-0-0		1-2-0		2-4-0	
0-3-0	0-0-0	0-3-0		HOME		0-0-0		0-0-0		0-0-0	
3-6-0	0-0-0	0-0-0		AWAY		0-0-0		1-2-0		2-4-0	
0-0-0	0-0-0	0-0-0		NEUTRAL		0-0-0		0-0-0		0-0-0	
RPI S	Opponent	Score	RPI S	Opponent	Score	RPI S	Opponent	Score	RPI S	Opponent	Score
			30 A	St. John's (NY)	3 9	54 A	Coastal Caro.	0 14	112 N	San Francisco	11 12
			45 H	Binghamton	3 4	78 N	Winthrop	7 9	140 A	UMass Lowell	0 4
			45 H	Binghamton	0 3	78 N	Winthrop	3 2	140 A	UMass Lowell	0 18
			45 H	Binghamton	2 7				140 A	UMass Lowell	4 2
									161 A	Stony Brook	3 8
									161 A	Stony Brook	8 3
									161 A	Stony Brook	1 7
									196 A	Brown	5 13
									220 A	UMBC	9 1
									220 A	UMBC	3 9
									220 A	UMBC	6 7
									230 A	Fordham	3 7
									245 A	Army West Point	10 13
									258 A	Manhattan	16 5
									259 A	Longwood	13 6
									259 A	Longwood	6 11
									259 A	Longwood	11 3
									276 N	Hofstra	4 3
									276 N	Hofstra	7 6
									276 N	Hofstra	3 1
									296 A	NYIT	0 3
									296 A	NYIT	8 1
LAST 10 GAMES			245 A	Army West Point	10 13	30 A	St. John's (NY)	3 9			
			45 H	Binghamton	0 3	140 A	UMass Lowell	0 18			
			45 H	Binghamton	3 4	140 A	UMass Lowell	4 2			
			45 H	Binghamton	2 7	140 A	UMass Lowell	0 4			
			258 A	Manhattan	16 5	161 A	Stony Brook	1 7			

Non-Div. I Games:

Albany (NY)

Average RPI Win: 234		WON-LOST	WINNING	LAST 10	STRENGTH OF		OPP. STRENGTH	TEAM	ADJ	CONF.	ADJ CONF.
Average RPI Loss: 150		RECORD	PCT. RANK	GAMES	SCHEDULE		OF SCHEDULE	RPI	RPI	RPI	RPI
DIV. I ONLY		18-15-0	.54545	112	7-3-0		275	229	230	.46001	230
DIV. I NON-CONF.		11-11-0	.5	145	3-2-0		273	241	236	.45221	236
TOTALS		RPI 1-25	RPI 26-50		W-L RECORDS		RPI 51-100		RPI 101-150		RPI 150+
18-15-0		0-3-0	0-0-0		OVERALL		0-0-0		3-6-0		15-6-0
13-3-0		0-0-0	0-0-0		HOME		0-0-0		0-0-0		13-3-0
4-9-0		0-3-0	0-0-0		AWAY		0-0-0		2-3-0		2-3-0
1-3-0		0-0-0	0-0-0		NEUTRAL		0-0-0		1-3-0		0-0-0
11-11-0		0-3-0	0-0-0		NON-CONFERENCE		0-0-0		2-5-0		9-3-0
8-2-0		0-0-0	0-0-0		HOME		0-0-0		0-0-0		8-2-0
2-6-0		0-3-0	0-0-		AWAY		0-0-0		1-2-0		1-1-0
1-3-0		0-0-0	0-0-0		NEUTRAL		0-0-0		1-3-0		0-0-0
7-4-0		0-0-0	0-0-0		CONFERENCE		0-0-0		1-1-0		6-3-0
5-1-0		0-0-0	0-0-0		HOME		0-0-0		0-0-0		5-1-0
2-3-0		0-0-0	0-0-0		AWAY		0-0-0		1-1-0		1-2-0
0-0-0		0-0-0	0-0-0		NEUTRAL		0-0-0		0-0-0		0-0-0
RPI S	Opponent	Score	RPI S	Opponent	Score	RPI S	Opponent	Score	RPI S	Opponent	Score
20 A	Long Beach St.	0 6							145 A	Saint Louis	7 1
20 A	Long Beach St.	1 7							145 A	Saint Louis	0 10
20 A	Long Beach St.	4 8							147 A	Houston Baptist	6 7
									147 A	Houston Baptist	5 13
									147 A	Houston Baptist	4 3
									150 N	Canisius	1 2
									150 N	Canisius	0 4
									150 N	Canisius	3 5
									150 N	Canisius	6 5
									170 H	Columbia	1 6
									197 A	Fairfield	3 6
									200 A	George Mason	6 5
									200 A	George Mason	4 8
									200 A	George Mason	0 2
									229 H	Albany (NY)	7 3
									237 A	Siena	11 3
									239 H	Sacred Heart	2 1
									239 H	Sacred Heart	8 1
									239 H	Sacred Heart	1 0
									248 H	Saint Joseph's	2 1
									248 H	Saint Joseph's	5 0
									248 H	Saint Joseph's	4 3
									258 H	Manhattan	2 4
									258 H	Manhattan	8 4
									261 H	Iona	10 3
									269 H	La Salle	4 3
									269 H	La Salle	5 2
LAST 10 GAMES											
170 H	Columbia	1 6	237 A	Siena	11 3	258 H	Manhattan	2 4			
197 A	Fairfield	3 6	145 A	Saint Louis	7 1	258 H	Manhattan	8 4			
248 H	Saint Joseph's	2 1	145 A	Saint Louis	0 10	261 H	Iona	10 3			
248 H	Saint Joseph's	5 0	297 H	Saint Peter's	7 5	269 H	La Salle	4 3			
248 H	Saint Joseph's	4 3	297 H	Saint Peter's	5 2	269 H	La Salle	5 2			

Non-Div. I Games:

Fordham



RPI	S	Opponent	Score	
269	H	La Salle	6	7
297	H	Saint Peter's	5	2
297	H	Saint Peter's	7	5

Fordham

F  
o  
r  
d  
h  
a  
m

F  
o  
r  
d  
h  
a  
m

UTRGV

Average RPI Win: 230		WON-LOST RECORD		WINNING PCT. RANK		LAST 10 GAMES		STRENGTH OF SCHEDULE		OPP. STRENGTH OF SCHEDULE		TEAM RPI		ADJ RPI		CONF. RPI		ADJ CONF. RPI	
Average RPI Loss: 140		19-19-0		.5 145		5-5-0		228		242		231		.45942 231		25		25	
DIV. I ONLY		15-11-0		.57692 100		1-1-0		235		207		188		.48277 188		26		26	
DIV. I NON-CONF.																			
TOTALS		RPI 1-25		RPI 26-50		W-L RECORDS		RPI 51-100		RPI 101-150		RPI 150+							
19-19-0		0-3-0		0-3-0		OVERALL		0-0-0		2-4-0		17-9-0							
16-8-0		0-0-0		0-0-0		HOME		0-0-0		2-1-0		14-7-0							
3-11-0		0-3-0		0-3-0		AWAY		0-0-0		0-3-0		3-2-0							
0-0-0		0-0-0		0-0-0		NEUTRAL		0-0-0		0-0-0		0-0-0							
15-11-0		0-3-0		0-3-0		NON-CONFERENCE		0-0-0		2-1-0		13-4-0							
14-4-0		0-0-0		0-0-0		HOME		0-0-0		2-1-0		12-3-0							
1-7-0		0-3-0		0-0-		AWAY		0-0-0		0-0-0		1-1-0							
0-0-0		0-0-0		0-0-0		NEUTRAL		0-0-0		0-0-0		0-0-0							
4-8-0		0-0-0		0-0-0		CONFERENCE		0-0-0		0-3-0		4-5-0							
2-4-0		0-0-0		0-0-0		HOME		0-0-0		0-0-0		2-4-0							
2-4-0		0-0-0		0-0-0		AWAY		0-0-0		0-3-0		2-1-0							
0-0-0		0-0-0		0-0-0		NEUTRAL		0-0-0		0-0-0		0-0-0							
RPI S	Opponent	Score		RPI S	Opponent	Score		RPI S	Opponent	Score		RPI S	Opponent	Score					
10 A	TCU	2	10	36 A	Texas A&M	7	16					122 H	Lamar University	1	5				
10 A	TCU	2	18	36 A	Texas A&M	4	7					122 H	Lamar University	3	1				
19 A	Houston	2	11	37 A	Texas	7	9					122 H	Lamar University	6	5				
												123 A	New Mexico St.	4	7				
												123 A	New Mexico St.	2	10				
												123 A	New Mexico St.	5	15				
												167 A	Texas St.	9	11				
												186 H	Buffalo	8	1				
												186 H	Buffalo	4	2				
												186 H	Buffalo	5	4				
												186 H	Buffalo	6	4				
												190 A	CSU Bakersfield	5	6				
												190 A	CSU Bakersfield	4	2				
												190 A	CSU Bakersfield	13	12				
												207 A	A&M-Corpus Christi	4	3				
												207 H	A&M-Corpus Christi	6	7				
												207 H	A&M-Corpus Christi	1	4				
												207 H	A&M-Corpus Christi	1	7				
												254 H	Utah Valley	1	4				
												254 H	Utah Valley	3	4				
												254 H	Utah Valley	4	7				
												274 H	Texas Southern	5	4				
												274 H	Texas Southern	9	0				
												274 H	Texas Southern	11	4				
												274 H	Texas Southern	12	2				
												278 H	Seattle U	5	6				
												278 H	Seattle U	7	6				

Non-Div. I Games: Arlington Baptist 7 3 Arlington Baptist 4 2

UTRGV

RPI	S	Opponent	Score	
278	H	Seattle U	12	9
284	H	Prairie View	10	3
284	H	Prairie View	4	0
284	H	Prairie View	6	1
284	H	Prairie View	11	0

UTRGV

U  
T  
R  
G  
V

U  
T  
R  
G  
V

Average RPI Win: 174		WON-LOST	WINNING	LAST 10	STRENGTH OF		OPP. STRENGTH	TEAM	ADJ	CONF.	ADJ CONF.
Average RPI Loss: 139		RECORD	PCT. RANK	GAMES	SCHEDULE		OF SCHEDULE	RPI	RPI	RPI	RPI
DIV. I ONLY		7-26-0	.21212 288	4-6-0	108		228	232	.45905 232	23	23
DIV. I NON-CONF.		3-18-0	.14286 285	1-1-0	120		177	262	.43144 262	20	20
TOTALS		RPI 1-25	RPI 26-50	W-L RECORDS	RPI 51-100		RPI 101-150	RPI 150+			
7-26-0	0-0-0		0-3-0	OVERALL	0-3-0		1-8-0	6-12-0			
1-0-0	0-0-0		0-0-0	HOME	0-0-0		0-0-0	1-0-0			
6-26-0	0-0-0		0-3-0	AWAY	0-3-0		1-8-0	5-12-0			
0-0-0	0-0-0		0-0-0	NEUTRAL	0-0-0		0-0-0	0-0-0			
3-18-0	0-0-0		0-3-0	NON-CONFERENCE	0-0-0		0-6-0	3-9-0			
1-0-0	0-0-0		0-0-0	HOME	0-0-0		0-0-0	1-0-0			
2-18-0	0-0-0		0-0-	AWAY	0-0-0		0-6-0	2-9-0			
0-0-0	0-0-0		0-0-0	NEUTRAL	0-0-0		0-0-0	0-0-0			
4-8-0	0-0-0		0-0-0	CONFERENCE	0-3-0		1-2-0	3-3-0			
0-0-0	0-0-0		0-0-0	HOME	0-0-0		0-0-0	0-0-0			
4-8-0	0-0-0		0-0-0	AWAY	0-3-0		1-2-0	3-3-0			
0-0-0	0-0-0		0-0-0	NEUTRAL	0-0-0		0-0-0	0-0-0			
RPI S	Opponent	Score	RPI S	Opponent	Score	RPI S	Opponent	Score	RPI S	Opponent	Score
			29 A	Florida St.	10 18	58 A	Wright St.	3 8	116 A	Central Mich.	7 9
			29 A	Florida St.	6 14	58 A	Wright St.	0 7	128 A	VCU	1 10
			29 A	Florida St.	1 12	58 A	Wright St.	9 13	128 A	VCU	1 4
									128 A	VCU	2 5
									130 A	Ill.-Chicago	7 14
									130 A	Ill.-Chicago	1 5
									130 A	Ill.-Chicago	6 3
									136 A	ETSU	2 10
									136 A	ETSU	7 9
									159 A	Eastern Mich.	3 2
									159 H	Eastern Mich.	14 11
									165 A	Lipscomb	3 7
									165 A	Lipscomb	16 11
									165 A	Lipscomb	2 3
									171 A	Valparaiso	19 9
									171 A	Valparaiso	9 6
									171 A	Valparaiso	6 7
									180 A	Eastern Ky.	4 9
									180 A	Eastern Ky.	2 3
									180 A	Eastern Ky.	1 2
									184 A	Indiana St.	4 8
									184 A	Indiana St.	5 9
									184 A	Indiana St.	4 5
									195 A	Toledo	5 8
									264 A	Youngstown St.	10 6
									264 A	Youngstown St.	4 5
									264 A	Youngstown St.	4 12
LAST 10 GAMES											
			159 H	Eastern Mich.	14 11		130 A	Ill.-Chicago	6 3		
			171 A	Valparaiso	19 9		130 A	Ill.-Chicago	1 5		
			171 A	Valparaiso	9 6		116 A	Central Mich.	7 9		
			171 A	Valparaiso	6 7		58 A	Wright St.	0 7		
			130 A	Ill.-Chicago	7 14		58 A	Wright St.	9 13		

Non-Div. I Games:

Oakland

Average RPI Win: 217		WON-LOST RECORD	WINNING PCT. RANK		LAST 10 GAMES		STRENGTH OF SCHEDULE		OPP. STRENGTH OF SCHEDULE		TEAM RPI	ADJ RPI	CONF. RPI	ADJ CONF. RPI	
Average RPI Loss: 149															
DIV. I ONLY		18-15-0	.54545	112	5-5-0		278		214		233	.45873	233	16	16
DIV. I NON-CONF.		10-11-0	.47619	167	0-2-0		291		266		261	.43179	261	9	9
TOTALS		RPI 1-25		RPI 26-50		W-L RECORDS		RPI 51-100		RPI 101-150		RPI 150+			
18-15-0		0-0-0		0-0-0		OVERALL		0-2-0		2-6-0		16-7-0			
12-1-0		0-0-0		0-0-0		HOME		0-0-0		1-1-0		11-0-0			
3-7-0		0-0-0		0-0-0		AWAY		0-2-0		0-3-0		3-2-0			
3-7-0		0-0-0		0-0-0		NEUTRAL		0-0-0		1-2-0		2-5-0			
10-11-0		0-0-0		0-0-0		NON-CONFERENCE		0-0-0		1-5-0		9-6-0			
5-0-0		0-0-0		0-0-0		HOME		0-0-0		0-0-0		5-0-0			
2-4-0		0-0-0		0-0-		AWAY		0-0-0		0-3-0		2-1-0			
3-7-0		0-0-0		0-0-0		NEUTRAL		0-0-0		1-2-0		2-5-0			
8-4-0		0-0-0		0-0-0		CONFERENCE		0-2-0		1-1-0		7-1-0			
7-1-0		0-0-0		0-0-0		HOME		0-0-0		1-1-0		6-0-0			
1-3-0		0-0-0		0-0-0		AWAY		0-2-0		0-0-0		1-1-0			
0-0-0		0-0-0		0-0-0		NEUTRAL		0-0-0		0-0-0		0-0-0			
RPI S	Opponent	Score		RPI S	Opponent	Score		RPI S	Opponent	Score		RPI S	Opponent	Score	
								82 A Yale	4	5		106 H Dartmouth	7	6	
								82 A Yale	2	6		106 H Dartmouth	5	9	
												120 N Marist	5	4	
												120 N Marist	0	5	
												120 N Marist	3	4	
												126 A North Florida	0	6	
												126 A North Florida	2	3	
												126 A North Florida	3	7	
												154 H Princeton	10	2	
												154 H Princeton	17	5	
												154 H Princeton	3	1	
												154 H Princeton	5	4	
												157 N St. Bonaventure	0	4	
												171 N Valparaiso	0	3	
												171 N Valparaiso	3	16	
												183 A Delaware	9	10	
												196 A Brown	6	8	
												196 A Brown	4	2	
												197 N Fairfield	5	7	
												197 N Fairfield	8	0	
												197 N Fairfield	6	3	
												223 H Harvard	7	4	
												223 H Harvard	4	0	
												268 A Villanova	11	2	
												269 N La Salle	1	2	
												286 H Lehigh	6	4	
												293 A Lafayette	9	8	
			LAST 10 GAMES												
			269 N La Salle	1	2			183 A Delaware	9	10					
			154 H Princeton	10	2			82 A Yale	4	5					
			154 H Princeton	17	5			82 A Yale	2	6					
			154 H Princeton	3	1			196 A Brown	6	8					
			154 H Princeton	5	4			196 A Brown	4	2					

Non-Div. I Games:

Penn

RPI	S	Opponent	Score	
293	H	Lafayette	3	2
293	H	Lafayette	13	3
293	H	Lafayette	4	1
293	H	Lafayette	2	1

Penn

P  
e  
n  
n

P  
e  
n  
n

Average RPI Win:	266	WON-LOST	WINNING	LAST 10	STRENGTH OF	OPP. STRENGTH	TEAM	ADJ	CONF.	ADJ CONF.	
Average RPI Loss:	165	RECORD	PCT. RANK	GAMES	SCHEDULE	OF SCHEDULE	RPI	RPI	RPI	RPI	
DIV. I ONLY	19-14-0	.57576	91	9-1-0	283	280	234	.45805	234	27	27
DIV. I NON-CONF.	6-10-0	.375	226	1-0-0	234	194	245	.44357	245	27	27
TOTALS	RPI 1-25	RPI 26-50	W-L RECORDS		RPI 51-100	RPI 101-150		RPI 150+			
19-14-0	0-0-0	0-3-0	OVERALL		0-0-0	1-3-0		18-8-0			
9-7-0	0-0-0	0-0-0	HOME		0-0-0	1-1-0		8-6-0			
10-7-0	0-0-0	0-3-0	AWAY		0-0-0	0-2-0		10-2-0			
0-0-0	0-0-0	0-0-0	NEUTRAL		0-0-0	0-0-0		0-0-0			
6-10-0	0-0-0	0-3-0	NON-CONFERENCE		0-0-0	1-3-0		5-4-0			
4-4-0	0-0-0	0-0-0	HOME		0-0-0	1-1-0		3-3-0			
2-6-0	0-0-0	0-0-	AWAY		0-0-0	0-2-0		2-1-0			
0-0-0	0-0-0	0-0-0	NEUTRAL		0-0-0	0-0-0		0-0-0			
13-4-0	0-0-0	0-0-0	CONFERENCE		0-0-0	0-0-0		13-4-0			
5-3-0	0-0-0	0-0-0	HOME		0-0-0	0-0-0		5-3-0			
8-1-0	0-0-0	0-0-0	AWAY		0-0-0	0-0-0		8-1-0			
0-0-0	0-0-0	0-0-0	NEUTRAL		0-0-0	0-0-0		0-0-0			
RPI S	Opponent	Score	RPI S	Opponent	Score	RPI S	Opponent	Score	RPI S	Opponent	Score
			46 A	Tennessee	2 10				128 A	VCU	2 5
			46 A	Tennessee	4 5				128 H	VCU	3 8
			46 A	Tennessee	2 5				129 A	William & Mary	1 6
									129 H	William & Mary	9 3
									172 H	Niagara	0 9
									172 H	Niagara	0 4
									172 H	Niagara	1 6
									203 H	N.C. A&T	12 7
									203 H	N.C. A&T	3 4
									236 A	Towson	8 0
									236 A	Towson	0 5
									252 A	Richmond	10 8
									268 H	Villanova	11 3
									268 H	Villanova	4 1
									268 H	Villanova	12 7
									277 A	Delaware St.	3 19
									277 A	Delaware St.	3 2
									277 A	Delaware St.	6 4
									277 H	Delaware St.	1 3
									277 H	Delaware St.	3 1
									277 H	Delaware St.	4 5
			LAST 10 GAMES						287 A	UMES	7 1
			203 H	N.C. A&T	12 7	277 A	Delaware St.	6 4	287 A	UMES	10 4
			287 H	UMES	5 3	277 A	Delaware St.	3 2	287 A	UMES	11 9
			287 H	UMES	11 1	277 A	Delaware St.	3 19	287 H	UMES	8 2
			287 H	UMES	8 2	290 A	Coppin St.	7 5	287 H	UMES	11 1
			129 H	William & Mary	9 3	290 A	Coppin St.	16 2	287 H	UMES	5 3

Non-Div. I Games:

Norfolk St.

RPI	S	Opponent	Score	
290	A	Coppin St.	16	2
290	A	Coppin St.	5	3
290	A	Coppin St.	7	5

Norfolk St.

N  
o  
r  
f  
o  
l  
k  
S  
t  
.

N  
o  
r  
f  
o  
l  
k  
S  
t  
.



Average RPI Win:	156	WON-LOST RECORD	WINNING PCT. RANK	LAST 10 GAMES	STRENGTH OF SCHEDULE	OPP. STRENGTH OF SCHEDULE	TEAM RPI	ADJ RPI	CONF. RPI	ADJ CONF. RPI			
Average RPI Loss:	120												
DIV. I ONLY	12-23-0	.34286	251	4-6-0	167	97	235	.45764	235	12	12		
DIV. I NON-CONF.	7-11-0	.38889	220	3-0-0	204	45	216	.46361	214	16	16		
<hr/>													
TOTALS	RPI 1-25	RPI 26-50		W-L RECORDS	RPI 51-100		RPI 101-150		RPI 150+				
12-23-0	0-0-0	0-0-0		OVERALL	4-9-0		1-6-0		7-8-0				
8-8-0	0-0-0	0-0-0		HOME	2-2-0		1-0-0		5-6-0				
4-15-0	0-0-0	0-0-0		AWAY	2-7-0		0-6-0		2-2-0				
0-0-0	0-0-0	0-0-0		NEUTRAL	0-0-0		0-0-0		0-0-0				
<hr/>													
7-11-0	0-0-0	0-0-0		NON-CONFERENCE	3-7-0		0-2-0		4-2-0				
5-4-0	0-0-0	0-0-0		HOME	2-2-0		0-0-0		3-2-0				
2-7-0	0-0-0	0-0-		AWAY	1-5-0		0-2-0		1-0-0				
0-0-0	0-0-0	0-0-0		NEUTRAL	0-0-0		0-0-0		0-0-0				
<hr/>													
5-12-0	0-0-0	0-0-0		CONFERENCE	1-2-0		1-4-0		3-6-0				
3-4-0	0-0-0	0-0-0		HOME	0-0-0		1-0-0		2-4-0				
2-8-0	0-0-0	0-0-0		AWAY	1-2-0		0-4-0		1-2-0				
0-0-0	0-0-0	0-0-0		NEUTRAL	0-0-0		0-0-0		0-0-0				
<hr/>													
RPI	S	Opponent	Score	RPI	S	Opponent	Score	RPI	S	Opponent	Score		
				57 A Southeastern La.				2	3	105 A Kansas St.		4	16
				57 A Southeastern La.				0	7	105 A Kansas St.		9	19
				57 A Southeastern La.				6	4	122 A Lamar University		6	12
				59 H Louisiana				6	8	122 H Lamar University		11	9
				62 A Oklahoma St.				2	7	137 A SFA		2	5
				62 A Oklahoma St.				3	6	137 A SFA		2	3
				62 A Oklahoma St.				4	15	137 A SFA		2	7
				91 A Kansas				7	11	153 H Nicholls St.		4	8
				91 A Kansas				2	8	153 H Nicholls St.		8	5
				91 A Kansas				7	6	153 H Nicholls St.		1	9
				96 H Cincinnati				3	2	155 H Central Ark.		3	9
				96 H Cincinnati				2	3	155 H Central Ark.		0	1
				96 H Cincinnati				6	2	155 H Central Ark.		3	2
										173 H Arkansas St.		3	12
										173 H Arkansas St.		2	3
										173 H Arkansas St.		9	5
										207 A A&M-Corpus Christi		1	9
										207 A A&M-Corpus Christi		6	3
										207 A A&M-Corpus Christi		9	14
										218 A La.-Monroe		11	2
						218 H La.-Monroe		5	4				
						284 H Prairie View		16	1				
<hr/>													
LAST 10 GAMES													
284 H Prairie View				16	1	137 A SFA				2	5		
57 A Southeastern La.				6	4	137 A SFA				2	7		
57 A Southeastern La.				2	3	218 H La.-Monroe				5	4		
57 A Southeastern La.				0	7	218 A La.-Monroe				11	2		
137 A SFA				2	3	155 H Central Ark.				0	1		

Non-Div. I Games:

Northwestern St.

Average RPI Win:		235	WON-LOST RECORD		WINNING PCT. RANK		LAST 10 GAMES		STRENGTH OF SCHEDULE		OPP. STRENGTH OF SCHEDULE		TEAM RPI		ADJ RPI		CONF. RPI		ADJ CONF. RPI				
Average RPI Loss:		156																					
DIV. I ONLY			15-20-0		.42857 201		5-5-0		224		256		236		.45618 236		22		22				
DIV. I NON-CONF.			12-14-0		.46154 178		2-2-0		183		279		190		.48187 190		23		23				
TOTALS		RPI 1-25		RPI 26-50		W-L RECORDS		RPI 51-100		RPI 101-150		RPI 150+											
15-20-0		0-2-0		0-0-0		OVERALL		0-4-0		1-6-0		14-8-0											
8-7-0		0-0-0		0-0-0		HOME		0-1-0		1-5-0		7-1-0											
7-11-0		0-2-0		0-0-0		AWAY		0-3-0		0-0-0		7-5-0											
0-2-0		0-0-0		0-0-0		NEUTRAL		0-0-0		0-1-0		0-1-0											
12-14-0		0-2-0		0-0-0		NON-CONFERENCE		0-4-0		0-1-0		12-7-0											
7-2-0		0-0-0		0-0-0		HOME		0-1-0		0-0-0		7-1-0											
5-10-0		0-2-0		0-0-		AWAY		0-3-0		0-0-0		5-5-0											
0-2-0		0-0-0		0-0-0		NEUTRAL		0-0-0		0-1-0		0-1-0											
3-6-0		0-0-0		0-0-0		CONFERENCE		0-0-0		1-5-0		2-1-0											
1-5-0		0-0-0		0-0-0		HOME		0-0-0		1-5-0		0-0-0											
2-1-0		0-0-0		0-0-0		AWAY		0-0-0		0-0-0		2-1-0											
0-0-0		0-0-0		0-0-0		NEUTRAL		0-0-0		0-0-0		0-0-0											
RPI	S	Opponent		Score		RPI	S	Opponent		Score		RPI	S	Opponent		Score							
11	A	Virginia		4	8							81	A	East Carolina		4	9	133	H	Northeastern		2	5
11	A	Virginia		2	3							81	A	East Carolina		5	8	133	H	Northeastern		5	7
												81	A	East Carolina		7	12	133	H	Northeastern		3	5
												90	H	Cornell		14	27	140	N	UMass Lowell		8	10
																		149	H	Elon		1	8
																		149	H	Elon		4	5
																		149	H	Elon		11	10
																		187	A	CSUN		6	5
																		187	A	CSUN		7	2
																		187	A	CSUN		4	1
																		187	A	CSUN		5	11
																		200	A	George Mason		14	2
																		202	A	George Washington		4	13
																		202	H	George Washington		8	4
																		210	A	Navy		6	11
																		220	A	UMBC		7	3
																		234	H	Norfolk St.		0	8
																		234	H	Norfolk St.		5	0
																		261	N	Iona		1	3
																		276	A	Hofstra		10	2
																		276	A	Hofstra		12	6
																		276	A	Hofstra		5	11
						LAST 10 GAMES												277	A	Delaware St.		1	8
																		277	H	Delaware St.		7	6
																		210	A	Navy		6	11
																		276	A	Hofstra		5	11
																		276	A	Hofstra		12	6
																		276	A	Hofstra		10	2
																		277	H	Delaware St.		1	8
																		277	H	Delaware St.		7	6
																		279	H	Wagner		2	1
																		279	H	Wagner		3	2
																		279	H	Wagner		6	3

Non-Div. I Games:

Towson

RPI	S	Opponent	Score	
287	A	UMES	4	10
290	H	Coppin St.	7	5

Towson

T  
O  
W  
S  
O  
N

T  
O  
W  
S  
O  
N

Average RPI Win: 226		WON-LOST	WINNING	LAST 10	STRENGTH OF	OPP. STRENGTH	TEAM	ADJ	CONF.	ADJ CONF.													
Average RPI Loss: 157		RECORD	PCT. RANK	GAMES	SCHEDULE	OF SCHEDULE	RPI	RPI	RPI	RPI													
DIV. I ONLY		14-18-1	.43939	198	5-5-0	262	223	237	.45588	237	26	26											
DIV. I NON-CONF.		9-14-1	.39583	211	2-2-0	255	217	221	.46065	221	25	25											
<hr/>																							
TOTALS		RPI 1-25		RPI 26-50		W-L RECORDS		RPI 51-100		RPI 101-150		RPI 150+											
14-18-1		0-3-0		0-0-0		OVERALL		0-3-0		1-2-0		13-10-1											
4-5-0		0-0-0		0-0-0		HOME		0-0-0		1-2-0		3-3-0											
10-10-1		0-3-0		0-0-0		AWAY		0-0-0		0-0-0		10-7-1											
0-3-0		0-0-0		0-0-0		NEUTRAL		0-3-0		0-0-0		0-0-0											
9-14-1		0-3-0		0-0-0		NON-CONFERENCE		0-3-0		0-0-0		9-8-1											
1-2-0		0-0-0		0-0-0		HOME		0-0-0		0-0-0		1-2-0											
8-9-1		0-3-0		0-0-		AWAY		0-0-0		0-0-0		8-6-1											
0-3-0		0-0-0		0-0-0		NEUTRAL		0-3-0		0-0-0		0-0-0											
5-4-0		0-0-0		0-0-0		CONFERENCE		0-0-0		1-2-0		4-2-0											
3-3-0		0-0-0		0-0-0		HOME		0-0-0		1-2-0		2-1-0											
2-1-0		0-0-0		0-0-0		AWAY		0-0-0		0-0-0		2-1-0											
0-0-0		0-0-0		0-0-0		NEUTRAL		0-0-0		0-0-0		0-0-0											
RPI	S	Opponent		Score		RPI	S	Opponent		Score		RPI	S	Opponent		Score							
21	A	UCF		6	17							150	H	Canisius		8	3						
21	A	UCF		2	7							150	H	Canisius		2	7						
21	A	UCF		0	3							150	H	Canisius		2	4						
												185	A	Holy Cross		8	3						
												189	H	Central Conn. St.		5	4						
												191	A	Davidson		8	11						
												191	A	Davidson		8	4						
												198	A	Ohio		4	2						
												198	A	Ohio		4	7						
												198	A	Ohio		4	6						
												204	A	Murray St.		3	11						
												204	A	Murray St.		8	3						
												204	A	Murray St.		9	8						
												221	A	Stetson		0	9						
												221	A	Stetson		6	10						
												222	H	Monmouth		6	5						
												222	H	Monmouth		0	11						
												222	H	Monmouth		5	4						
												230	H	Fordham		3	11						
												245	H	Army West Point		4	9						
												258	A	Manhattan		12	1						
												258	A	Manhattan		2	1						
												258	A	Manhattan		4	5						
												289	A	Fairleigh Dickinson		9	7						
												296	A	NYIT		5	5						
												296	A	NYIT		6	0						
												296	A	NYIT		5	3						
<hr/>																							
LAST 10 GAMES						LAST 10 GAMES						LAST 10 GAMES											
						185	A	Holy Cross		8	3	245	H	Army West Point		4	9	258	A	Manhattan		4	5
						189	H	Central Conn. St.		5	4	230	H	Fordham		3	11	289	A	Fairleigh Dickinson		9	7
						150	H	Canisius		2	7	222	H	Monmouth		6	5	296	A	NYIT		5	5
						150	H	Canisius		2	4	222	H	Monmouth		0	11	296	A	NYIT		6	0
						150	H	Canisius		8	3	222	H	Monmouth		5	4	296	A	NYIT		5	3

Non-Div. I Games:

Siena

Average RPI Win:	220	WON-LOST RECORD	WINNING PCT. RANK	LAST 10 GAMES	STRENGTH OF SCHEDULE	OPP. STRENGTH OF SCHEDULE	TEAM RPI	ADJ RPI	CONF. RPI	ADJ CONF. RPI	
DIV. I ONLY	12-17-0	.41379	208	4-6-0	265	249	238	.45456	238	29	29
DIV. I NON-CONF.	9-9-0	.5	145	2-0-0	239	184	132	.50725	131	28	28
<hr/>											
TOTALS	RPI 1-25	RPI 26-50		W-L RECORDS		RPI 51-100		RPI 101-150		RPI 150+	
12-17-0	0-0-0	0-3-0		OVERALL		2-1-0		1-2-0		9-11-0	
2-3-0	0-0-0	0-0-0		HOME		0-0-0		0-0-0		2-3-0	
8-14-0	0-0-0	0-3-0		AWAY		2-1-0		1-2-0		5-8-0	
2-0-0	0-0-0	0-0-0		NEUTRAL		0-0-0		0-0-0		2-0-0	
<hr/>											
9-9-0	0-0-0	0-3-0		NON-CONFERENCE		2-1-0		1-2-0		6-3-0	
1-0-0	0-0-0	0-0-0		HOME		0-0-0		0-0-0		1-0-0	
6-9-0	0-0-0	0-0-		AWAY		2-1-0		1-2-0		3-3-0	
2-0-0	0-0-0	0-0-0		NEUTRAL		0-0-0		0-0-0		2-0-0	
<hr/>											
3-8-0	0-0-0	0-0-0		CONFERENCE		0-0-0		0-0-0		3-8-0	
1-3-0	0-0-0	0-0-0		HOME		0-0-0		0-0-0		1-3-0	
2-5-0	0-0-0	0-0-0		AWAY		0-0-0		0-0-0		2-5-0	
0-0-0	0-0-0	0-0-0		NEUTRAL		0-0-0		0-0-0		0-0-0	
<hr/>											
RPI S	Opponent	Score	RPI S	Opponent	Score	RPI S	Opponent	Score	RPI S	Opponent	Score
			50 A	Old Dominion	0 13	92 A	Seton Hall	2 10	147 A	Houston Baptist	4 2
			50 A	Old Dominion	7 11	92 A	Seton Hall	2 1	147 A	Houston Baptist	1 14
			50 A	Old Dominion	8 16	92 A	Seton Hall	6 2	147 A	Houston Baptist	5 11
									153 A	Nicholls St.	0 3
									156 A	Bryant	8 4
									156 A	Bryant	11 13
									156 A	Bryant	5 8
									156 A	Bryant	2 7
									161 A	Stony Brook	11 15
									161 A	Stony Brook	0 1
									189 H	Central Conn. St.	6 4
									189 H	Central Conn. St.	0 3
									189 H	Central Conn. St.	8 9
									189 H	Central Conn. St.	0 5
									258 A	Manhattan	11 3
									258 H	Manhattan	11 2
									276 A	Hofstra	9 6
									280 N	Grambling	7 3
									292 N	Southern U.	9 4
									297 A	Saint Peter's	12 10
									299 A	Mt. St. Mary's	8 18
									299 A	Mt. St. Mary's	7 8
									299 A	Mt. St. Mary's	15 11
<hr/>											
			LAST 10 GAMES								
			258 A	Manhattan	11 3	189 H	Central Conn. St.	0 3	299 A	Mt. St. Mary's	
			156 A	Bryant	11 13	189 H	Central Conn. St.	6 4			
			156 A	Bryant	8 4	189 H	Central Conn. St.	8 9			
			156 A	Bryant	5 8	189 H	Central Conn. St.	0 5			
			156 A	Bryant	2 7	276 A	Hofstra	9 6			

Non-Div. I Games:

LIU Brooklyn

Average RPI Win:	227	WON-LOST	WINNING	LAST 10	STRENGTH OF	OPP. STRENGTH	TEAM	ADJ	CONF.	ADJ CONF.	
Average RPI Loss:	168	RECORD	PCT. RANK	GAMES	SCHEDULE	OF SCHEDULE	RPI	RPI	RPI	RPI	
DIV. I ONLY	12-23-0	.34286	251	5-5-0	218	283	239	.45453	239	29	29
DIV. I NON-CONF.	7-19-0	.26923	260	2-4-0	227	271	239	.44792	239	28	28
<hr/>											
TOTALS	RPI 1-25	RPI 26-50		W-L RECORDS		RPI 51-100		RPI 101-150		RPI 150+	
12-23-0	0-0-0	0-0-0		OVERALL		2-4-0		0-4-0		10-15-0	
3-2-0	0-0-0	0-0-0		HOME		0-0-0		0-0-0		3-2-0	
9-21-0	0-0-0	0-0-0		AWAY		2-4-0		0-4-0		7-12-0	
0-0-0	0-0-0	0-0-0		NEUTRAL		0-0-0		0-0-0		0-0-0	
7-19-0	0-0-0	0-0-0		NON-CONFERENCE		2-4-0		0-4-0		5-11-0	
0-1-0	0-0-0	0-0-0		HOME		0-0-0		0-0-0		0-1-0	
7-18-0	0-0-0	0-0-		AWAY		2-4-0		0-4-0		5-10-0	
0-0-0	0-0-0	0-0-0		NEUTRAL		0-0-0		0-0-0		0-0-0	
5-4-0	0-0-0	0-0-0		CONFERENCE		0-0-0		0-0-0		5-4-0	
3-1-0	0-0-0	0-0-0		HOME		0-0-0		0-0-0		3-1-0	
2-3-0	0-0-0	0-0-0		AWAY		0-0-0		0-0-0		2-3-0	
0-0-0	0-0-0	0-0-0		NEUTRAL		0-0-0		0-0-0		0-0-0	
RPI	S	Opponent	Score	RPI	S	Opponent	Score	RPI	S	Opponent	Score
						52 A FGCU	10 5			121 A Hawaii	3 6
						52 A FGCU	8 13			121 A Hawaii	5 6
						52 A FGCU	3 9			121 A Hawaii	2 8
						52 A FGCU	1 5			121 A Hawaii	1 4
						63 A Rhode Island	4 6			156 A Bryant	5 8
						82 A Yale	9 6			156 A Bryant	5 7
										161 A Stony Brook	5 6
										161 A Stony Brook	3 9
										161 A Stony Brook	5 11
										161 H Stony Brook	5 11
										177 A Hartford	8 9
										189 A Central Conn. St.	4 3
										189 A Central Conn. St.	1 2
										189 A Central Conn. St.	6 2
										197 A Fairfield	8 5
										230 A Fordham	1 8
										230 A Fordham	0 1
										230 A Fordham	1 2
										278 A Seattle U	3 6
										278 A Seattle U	4 6
										278 A Seattle U	12 5
										278 A Seattle U	6 3
										289 H Fairleigh Dickinson	8 13
										289 H Fairleigh Dickinson	15 9
										289 H Fairleigh Dickinson	6 5
										289 H Fairleigh Dickinson	6 5
										296 A NYIT	3 4
LAST 10 GAMES											
						197 A Fairfield	8 5			82 A Yale	9 6
						289 H Fairleigh Dickinson	8 13			161 H Stony Brook	5 11
						289 H Fairleigh Dickinson	15 9			161 A Stony Brook	5 6
						289 H Fairleigh Dickinson	6 5			161 A Stony Brook	5 11
						289 H Fairleigh Dickinson	6 5			161 A Stony Brook	3 9

Non-Div. I Games:

Sacred Heart

RPI	S	Opponent	Score	
296	A	NYIT	6	0
296	A	NYIT	6	2

Sacred Heart

S  
a  
c  
r  
e  
d  
H  
e  
a  
r  
t

S  
a  
c  
r  
e  
d  
H  
e  
a  
r  
t

Average RPI Win:	199	WON-LOST	WINNING	LAST 10	STRENGTH OF	OPP. STRENGTH	TEAM	ADJ	CONF.	ADJ CONF.	
Average RPI Loss:	165	RECORD	PCT. RANK	GAMES	SCHEDULE	OF SCHEDULE	RPI	RPI	RPI	RPI	
DIV. I ONLY	17-20-0	.45946	177	4-6-0	233	201	240	.4544	240	18	18
DIV. I NON-CONF.	12-13-0	.48	158	2-1-0	259	222	240	.44648	240	21	21
<hr/>											
TOTALS	RPI 1-25	RPI 26-50		W-L RECORDS		RPI 51-100		RPI 101-150		RPI 150+	
17-20-0	0-0-0	1-0-0		OVERALL		0-3-0		1-3-0		15-14-0	
9-13-0	0-0-0	0-0-0		HOME		0-1-0		0-1-0		9-11-0	
8-5-0	0-0-0	1-0-0		AWAY		0-0-0		1-2-0		6-3-0	
0-2-0	0-0-0	0-0-0		NEUTRAL		0-2-0		0-0-0		0-0-0	
<hr/>											
12-13-0	0-0-0	1-0-0		NON-CONFERENCE		0-3-0		1-3-0		10-7-0	
7-9-0	0-0-0	0-0-0		HOME		0-1-0		0-1-0		7-7-0	
5-2-0	0-0-0	1-0-		AWAY		0-0-0		1-2-0		3-0-0	
0-2-0	0-0-0	0-0-0		NEUTRAL		0-2-0		0-0-0		0-0-0	
<hr/>											
5-7-0	0-0-0	0-0-0		CONFERENCE		0-0-0		0-0-0		5-7-0	
2-4-0	0-0-0	0-0-0		HOME		0-0-0		0-0-0		2-4-0	
3-3-0	0-0-0	0-0-0		AWAY		0-0-0		0-0-0		3-3-0	
0-0-0	0-0-0	0-0-0		NEUTRAL		0-0-0		0-0-0		0-0-0	
<hr/>											
RPI	S	Opponent	Score	RPI	S	Opponent	Score	RPI	S	Opponent	Score
				39	A	North Carolina St.	9 8	72	N	Michigan St.	1 3
								81	H	East Carolina	0 10
								90	N	Cornell	2 3
										103	A
										Virginia Tech	15 8
										109	A
										Ga. Southern	8 9
										109	A
										Ga. Southern	2 8
										146	H
										Duke	10 12
										151	H
										Radford	5 8
										151	H
										Radford	4 7
										151	H
										Radford	0 2
										152	H
										Ohio St.	7 2
										152	H
										Ohio St.	1 7
										152	H
										Ohio St.	6 7
										168	A
										High Point	7 9
										168	A
										High Point	4 10
										168	A
										High Point	9 7
										169	A
										Gardner-Webb	9 10
										169	A
										Gardner-Webb	7 2
										169	A
										Gardner-Webb	8 6
										179	A
										UNCW	4 2
										219	H
										Rider	7 12
										219	H
										Rider	7 5
										225	H
										Quinnipiac	10 7
										225	H
										Quinnipiac	11 6
										225	H
										Quinnipiac	5 7
										228	H
										Charleston So.	6 0
										228	H
										Charleston So.	3 2
										228	H
										Charleston So.	6 12
										252	A
										Richmond	5 4
										253	H
										Evansville	2 6
<hr/>											
LAST 10 GAMES											
				265	A	N.C. Central	4 2	168	A	High Point	7 9
				151	H	Radford	4 7	168	A	High Point	9 7
				151	H	Radford	5 8	168	A	High Point	4 10
				151	H	Radford	0 2	179	A	UNCW	4 2
				146	H	Duke	10 12	228	H	Charleston So.	3 2

Non-Div. I Games:

Campbell



RPI	S	Opponent	Score	
253	H	Evansville	8	1
253	H	Evansville	9	13
255	H	Northern Ky.	8	5
255	H	Northern Ky.	3	5
255	H	Northern Ky.	12	5
265	A	N.C. Central	4	2

Campbell

Average RPI Win:	200	WON-LOST RECORD	WINNING PCT. RANK	LAST 10 GAMES	STRENGTH OF SCHEDULE	OPP. STRENGTH OF SCHEDULE	TEAM RPI	ADJ RPI	CONF. RPI	ADJ CONF. RPI			
DIV. I ONLY		9-21-0	.3 268	3-7-0	130	255	241	.45393 241	24	24			
DIV. I NON-CONF.		6-15-0	.28571 256	2-2-0	189	248	242	.44498 242	24	24			
<hr/>													
TOTALS	RPI 1-25	RPI 26-50		W-L RECORDS	RPI 51-100		RPI 101-150		RPI 150+				
9-21-0	0-0-0	0-0-0		OVERALL	0-4-0		2-10-0		7-7-0				
1-6-0	0-0-0	0-0-0		HOME	0-0-0		1-6-0		0-0-0				
3-11-0	0-0-0	0-0-0		AWAY	0-4-0		0-4-0		3-3-0				
5-4-0	0-0-0	0-0-0		NEUTRAL	0-0-0		1-0-0		4-4-0				
<hr/>													
6-15-0	0-0-0	0-0-0		NON-CONFERENCE	0-4-0		1-5-0		5-6-0				
0-1-0	0-0-0	0-0-0		HOME	0-0-0		0-1-0		0-0-0				
1-10-0	0-0-0	0-0-		AWAY	0-4-0		0-4-0		1-2-0				
5-4-0	0-0-0	0-0-0		NEUTRAL	0-0-0		1-0-0		4-4-0				
<hr/>													
3-6-0	0-0-0	0-0-0		CONFERENCE	0-0-0		1-5-0		2-1-0				
1-5-0	0-0-0	0-0-0		HOME	0-0-0		1-5-0		0-0-0				
2-1-0	0-0-0	0-0-0		AWAY	0-0-0		0-0-0		2-1-0				
0-0-0	0-0-0	0-0-0		NEUTRAL	0-0-0		0-0-0		0-0-0				
<hr/>													
RPI S	Opponent	Score	RPI S	Opponent	Score	RPI S	Opponent	Score	RPI S	Opponent	Score		
						55 A	UConn	3	11	108 A	Boston College	1	13
						70 A	Morehead St.	0	22	128 H	VCU	1	11
						70 A	Morehead St.	6	7	128 H	VCU	0	2
						70 A	Morehead St.	5	6	128 H	VCU	0	8
						133 N	Northeastern	6	5				
						140 H	UMass Lowell	0	6				
						145 H	Saint Louis	4	8				
						145 H	Saint Louis	5	4				
						145 H	Saint Louis	1	8				
						149 A	Elon	1	5				
						149 A	Elon	3	4				
						149 A	Elon	0	3				
						185 A	Holy Cross	5	15				
						189 A	Central Conn. St.	15	0				
						199 N	Maine	5	1				
						199 N	Maine	10	6				
						199 N	Maine	2	4				
						202 A	George Washington	10	4				
						202 A	George Washington	2	10				
						202 A	George Washington	2	1				
223 A	Harvard	3	7										
223 N	Harvard	2	8										
263 N	Bucknell	9	11										
263 N	Bucknell	1	3										
263 N	Bucknell	17	5										
267 N	North Dakota St.	9	5										

**Non-Div. I Games:**

## Massachusetts

Average RPI Win: 178		WON-LOST	WINNING	LAST 10	STRENGTH OF		OPP. STRENGTH	TEAM	ADJ	CONF.	ADJ CONF.
Average RPI Loss: 119		RECORD	PCT. RANK	GAMES	SCHEDULE		OF SCHEDULE	RPI	RPI	RPI	RPI
DIV. I ONLY		12-22-0	.35294	246	3-6-0		131	140	242	.45339	242
DIV. I NON-CONF.		9-16-0	.36	232	2-1-0		116	165	237	.45147	237
TOTALS		RPI 1-25	RPI 26-50		W-L RECORDS		RPI 51-100		RPI 101-150		RPI 150+
12-22-0		0-1-0	0-2-0		OVERALL		2-5-0		2-7-0		8-7-0
10-12-0		0-1-0	0-1-0		HOME		1-2-0		2-3-0		7-5-0
2-10-0		0-0-0	0-1-0		AWAY		1-3-0		0-4-0		1-2-0
0-0-0		0-0-0	0-0-0		NEUTRAL		0-0-0		0-0-0		0-0-0
9-16-0		0-1-0	0-2-0		NON-CONFERENCE		1-3-0		2-4-0		6-6-0
8-11-0		0-1-0	0-1-0		HOME		1-2-0		2-3-0		5-4-0
1-5-0		0-0-0	0-0-		AWAY		0-1-0		0-1-0		1-2-0
0-0-0		0-0-0	0-0-0		NEUTRAL		0-0-0		0-0-0		0-0-0
3-6-0		0-0-0	0-0-0		CONFERENCE		1-2-0		0-3-0		2-1-0
2-1-0		0-0-0	0-0-0		HOME		0-0-0		0-0-0		2-1-0
1-5-0		0-0-0	0-0-0		AWAY		1-2-0		0-3-0		0-0-0
0-0-0		0-0-0	0-0-0		NEUTRAL		0-0-0		0-0-0		0-0-0
RPI S	Opponent	Score	RPI S	Opponent	Score	RPI S	Opponent	Score	RPI S	Opponent	Score
11 H	Virginia	6 10	27 A	South Carolina	5 12	64 H	Liberty	1 9	101 A	Western Caro.	1 14
			27 H	South Carolina	1 15	78 A	Winthrop	4 6	101 A	Western Caro.	3 4
						78 H	Winthrop	34 8	101 A	Western Caro.	0 6
						91 H	Kansas	5 7	106 H	Dartmouth	9 10
						97 A	Samford	4 7	106 H	Dartmouth	5 4
						97 A	Samford	0 1	106 H	Dartmouth	8 7
						97 A	Samford	8 6	106 H	Dartmouth	2 7
									109 A	Ga. Southern	0 1
									109 H	Ga. Southern	3 7
									160 H	Presbyterian	9 8
									164 A	Col. of Charleston	2 3
									164 A	Col. of Charleston	1 3
									164 H	Col. of Charleston	1 10
									176 H	VMI	1 4
									176 H	VMI	4 2
									176 H	VMI	3 0
									221 H	Stetson	5 1
									221 H	Stetson	6 9
									221 H	Stetson	2 9
									228 A	Charleston So.	8 6
									228 H	Charleston So.	8 5
									277 H	Delaware St.	6 5
									277 H	Delaware St.	4 0
									277 H	Delaware St.	1 7
LAST 10 GAMES			228 H	Charleston So.	8 5	228 A	Charleston So.	8 6			
			97 A	Samford	4 7	101 A	Western Caro.	1 14			
			97 A	Samford	8 6	101 A	Western Caro.	0 6			
			97 A	Samford	0 1	101 A	Western Caro.	3 4			
			78 A	Winthrop	4 6	27 H	South Carolina	1 15			

Non-Div. I Games:

The Citadel

Average RPI Win:	189	WON-LOST RECORD	WINNING PCT. RANK	LAST 10 GAMES		STRENGTH OF SCHEDULE	OPP. STRENGTH OF SCHEDULE	TEAM RPI	ADJ RPI	CONF. RPI	ADJ CONF. RPI
DIV. I ONLY		14-23-0	.37838 231	4-6-0		169	210	244	.4521 243	11	11
DIV. I NON-CONF.		8-14-0	.36364 231	1-2-0		121	265	227	.45732 227	11	11
TOTALS	RPI 1-25	RPI 26-50		W-L RECORDS		RPI 51-100		RPI 101-150		RPI 150+	
14-23-0	0-1-0	0-3-0		OVERALL		0-5-0		7-9-0		7-5-0	
11-9-0	0-0-0	0-1-0		HOME		0-1-0		5-5-0		6-2-0	
3-14-0	0-1-0	0-2-0		AWAY		0-4-0		2-4-0		1-3-0	
0-0-0	0-0-0	0-0-0		NEUTRAL		0-0-0		0-0-0		0-0-0	
8-14-0	0-1-0	0-3-0		NON-CONFERENCE		0-5-0		4-3-0		4-2-0	
7-4-0	0-0-0	0-1-0		HOME		0-1-0		3-1-0		4-1-0	
1-10-0	0-1-0	0-0-		AWAY		0-4-0		1-2-0		0-1-0	
0-0-0	0-0-0	0-0-0		NEUTRAL		0-0-0		0-0-0		0-0-0	
6-9-0	0-0-0	0-0-0		CONFERENCE		0-0-0		3-6-0		3-3-0	
4-5-0	0-0-0	0-0-0		HOME		0-0-0		2-4-0		2-1-0	
2-4-0	0-0-0	0-0-0		AWAY		0-0-0		1-2-0		1-2-0	
0-0-0	0-0-0	0-0-0		NEUTRAL		0-0-0		0-0-0		0-0-0	
RPI S Opponent Score	RPI S Opponent Score		RPI S Opponent Score		RPI S Opponent Score		RPI S Opponent Score				
25 A Oklahoma 5 10	35 A Louisiana Tech 2 4		56 A Missouri 8 11		113 H Purdue 4 6						
	35 H Louisiana Tech 6 10		98 A Oral Roberts 3 4		113 H Purdue 2 0						
	42 A Ole Miss 4 5		98 A Oral Roberts 4 10		113 H Purdue 13 0						
			98 A Oral Roberts 3 8		124 A UT Arlington 9 4						
			98 H Oral Roberts 1 8		124 A UT Arlington 5 10						
					124 A UT Arlington 0 2						
					137 A SFA 8 3						
					137 A SFA 2 5						
					137 A SFA 4 6						
					137 H SFA 10 4						
					138 H Appalachian St. 6 2						
					138 H Appalachian St. 6 7						
					138 H Appalachian St. 2 3						
					144 H Troy 10 3						
					144 H Troy 6 7						
					144 H Troy 3 6						
					155 A Central Ark. 3 12						
					167 H Texas St. 6 5						
					167 H Texas St. 9 4						
					167 H Texas St. 3 7						
					218 A La.-Monroe 4 6						
					218 A La.-Monroe 5 1						
					218 A La.-Monroe 1 7						
					273 H Ark.-Pine Bluff 1 2						
					298 H Fort Wayne 17 2						
					298 H Fort Wayne 5 1						
					298 H Fort Wayne 9 5						
LAST 10 GAMES											
35 H Louisiana Tech 6 10	167 H Texas St. 6 5		218 A La.-Monroe 1 7		273 H Ark.-Pine Bluff 1 2		298 H Fort Wayne 17 2				
124 A UT Arlington 5 10	167 H Texas St. 9 4		273 H Ark.-Pine Bluff 1 2		298 H Fort Wayne 5 1		298 H Fort Wayne 9 5				
124 A UT Arlington 9 4	167 H Texas St. 3 7		298 H Fort Wayne 17 2		298 H Fort Wayne 5 1		298 H Fort Wayne 9 5				
124 A UT Arlington 0 2	273 H Ark.-Pine Bluff 1 2		298 H Fort Wayne 5 1		298 H Fort Wayne 9 5						
137 H SFA 10 4	138 H Appalachian St. 2 3		298 H Fort Wayne 9 5								

**Non-Div. I Games:**

Little Rock

Little Rock

Average RPI Win: 160		WON-LOST	WINNING	LAST 10	STRENGTH OF		OPP. STRENGTH	TEAM	ADJ		CONF.	ADJ CONF.
Average RPI Loss: 121		RECORD	PCT. RANK	GAMES	SCHEDULE		OF SCHEDULE	RPI	RPI		RPI	RPI
DIV. I ONLY		7-27-0	.20588	289	3-5-0		85	193	245		.45177	244
DIV. I NON-CONF.		3-16-0	.15789	284	1-1-0		90	166	243		.44427	243
TOTALS		RPI 1-25	RPI 26-50		W-L RECORDS		RPI 51-100		RPI 101-150		RPI 150+	
7-27-0		0-0-0	0-0-0		OVERALL		0-10-0		3-8-0		4-9-0	
3-4-0		0-0-0	0-0-0		HOME		0-0-0		1-2-0		2-2-0	
4-23-0		0-0-0	0-0-0		AWAY		0-10-0		2-6-0		2-7-0	
0-0-0		0-0-0	0-0-0		NEUTRAL		0-0-0		0-0-0		0-0-0	
3-16-0		0-0-0	0-0-0		NON-CONFERENCE		0-7-0		1-4-0		2-5-0	
1-0-0		0-0-0	0-0-0		HOME		0-0-0		0-0-0		1-0-0	
2-16-0		0-0-0	0-0-		AWAY		0-7-0		1-4-0		1-5-0	
0-0-0		0-0-0	0-0-0		NEUTRAL		0-0-0		0-0-0		0-0-0	
4-11-0		0-0-0	0-0-0		CONFERENCE		0-3-0		2-4-0		2-4-0	
2-4-0		0-0-0	0-0-0		HOME		0-0-0		1-2-0		1-2-0	
2-7-0		0-0-0	0-0-0		AWAY		0-3-0		1-2-0		1-2-0	
0-0-0		0-0-0	0-0-0		NEUTRAL		0-0-0		0-0-0		0-0-0	
RPI S	Opponent	Score	RPI S	Opponent	Score	RPI S	Opponent	Score	RPI S	Opponent	Score	
						56 A	Missouri	1 10	105 A	Kansas St.	10 15	
						60 A	South Ala.	3 8	105 A	Kansas St.	0 14	
						60 A	South Ala.	2 8	105 A	Kansas St.	11 12	
						60 A	South Ala.	0 32	110 A	Jacksonville St.	6 7	
						73 A	Tennessee Tech	4 11	110 A	Jacksonville St.	7 5	
						73 A	Tennessee Tech	3 5	110 A	Jacksonville St.	3 6	
						73 A	Tennessee Tech	9 13	125 H	Southeast Mo. St.	6 7	
						97 A	Samford	6 7	125 H	Southeast Mo. St.	5 4	
						97 A	Samford	1 4	125 H	Southeast Mo. St.	3 7	
						97 A	Samford	4 9	141 A	Butler	10 6	
									145 A	Saint Louis	1 12	
									155 A	Central Ark.	4 2	
									155 A	Central Ark.	1 8	
									155 A	Central Ark.	1 6	
									155 A	Central Ark.	6 10	
									174 A	Belmont	7 3	
									174 A	Belmont	3 8	
									174 A	Belmont	1 10	
									178 A	Alabama	0 5	
									184 A	Indiana St.	1 2	
									204 H	Murray St.	10 11	
									204 H	Murray St.	8 10	
									204 H	Murray St.	7 5	
									212 H	Southern Ill.	10 7	
LAST 10 GAMES						125 H	Southeast Mo. St.	5 4	204 H	Murray St.	7 5	
						174 A	Belmont	7 3	125 H	Southeast Mo. St.	3 7	
						174 A	Belmont	3 8	145 A	Saint Louis	1 12	
						174 A	Belmont	1 10	73 A	Tennessee Tech	9 13	
						125 H	Southeast Mo. St.	6 7	73 A	Tennessee Tech	4 11	

Non-Div. I Games: Lindenwood (IL) 8 5 Robert Morris (IL) 12 4 Ill.-Springfield 18 11

Eastern Ill.

Average RPI Win: 226		WON-LOST	WINNING	LAST 10	STRENGTH OF		OPP. STRENGTH	TEAM	ADJ		CONF.	ADJ CONF.			
Average RPI Loss: 189		RECORD	PCT. RANK	GAMES	SCHEDULE		OF SCHEDULE	RPI	RPI		RPI	RPI			
DIV. I ONLY		19-21-0	.475	165	5-5-0		290	222	246	.44713	245	28	28		
DIV. I NON-CONF.		12-16-0	.42857	195	3-1-0		267	193	230	.45515	230	30	30		
TOTALS		RPI 1-25	RPI 26-50		W-L RECORDS		RPI 51-100		RPI 101-150		RPI 150+				
19-21-0		0-2-0	0-0-0		OVERALL		1-0-0		1-2-0		17-17-0				
4-4-0		0-0-0	0-0-0		HOME		0-0-0		0-0-0		4-4-0				
11-10-0		0-2-0	0-0-0		AWAY		1-0-0		1-2-0		9-6-0				
4-7-0		0-0-0	0-0-0		NEUTRAL		0-0-0		0-0-0		4-7-0				
12-16-0		0-2-0	0-0-0		NON-CONFERENCE		1-0-0		1-2-0		10-12-0				
3-1-0		0-0-0	0-0-0		HOME		0-0-0		0-0-0		3-1-0				
5-8-0		0-2-0	0-0-		AWAY		1-0-0		1-2-0		3-4-0				
4-7-0		0-0-0	0-0-0		NEUTRAL		0-0-0		0-0-0		4-7-0				
7-5-0		0-0-0	0-0-0		CONFERENCE		0-0-0		0-0-0		7-5-0				
1-3-0		0-0-0	0-0-0		HOME		0-0-0		0-0-0		1-3-0				
6-2-0		0-0-0	0-0-0		AWAY		0-0-0		0-0-0		6-2-0				
0-0-0		0-0-0	0-0-0		NEUTRAL		0-0-0		0-0-0		0-0-0				
RPI S	Opponent	Score		RPI S	Opponent	Score		RPI S	Opponent	Score		RPI S	Opponent	Score	
14 A	LSU	0	6					87 A	Tulane	7	4	146 A	Duke	9	5
14 A	LSU	0	9									146 A	Duke	5	8
												146 A	Duke	1	5
												160 A	Presbyterian	9	5
												160 A	Presbyterian	4	13
												160 A	Presbyterian	0	9
												168 A	High Point	7	3
												168 A	High Point	2	4
												168 A	High Point	2	3
												185 H	Holy Cross	1	16
												185 H	Holy Cross	9	2
												185 H	Holy Cross	1	6
												185 H	Holy Cross	0	2
												192 N	Alabama St.	13	6
												192 N	Alabama St.	5	4
												217 N	Georgia St.	2	5
												217 N	Georgia St.	0	3
												223 N	Harvard	9	17
												223 N	Harvard	5	11
												223 N	Harvard	8	7
												223 N	Harvard	4	11
					LAST 10 GAMES							229 H	Albany (NY)	13	10
				296 H	NYIT	8	3	185 H	Holy Cross	0	2	237 A	Siena	9	4
				229 H	Albany (NY)	13	10	237 A	Siena	9	4	251 N	Air Force	7	8
				185 H	Holy Cross	1	6	258 H	Manhattan	6	8	258 H	Manhattan	6	8
				185 H	Holy Cross	9	2	263 A	Bucknell	16	14	258 H	Manhattan	7	5
				185 H	Holy Cross	1	16	263 A	Bucknell	5	10	262 N	Bowling Green	5	0

Non-Div. I Games:

Army West Point

RPI	S	Opponent	Score	
262	N	Bowling Green	0	5
263	A	Bucknell	5	10
263	A	Bucknell	10	1
263	A	Bucknell	7	4
263	A	Bucknell	16	14
293	A	Lafayette	6	10
293	A	Lafayette	10	9
293	A	Lafayette	5	4
293	A	Lafayette	10	5
296	H	NYIT	8	3

Army West Point

A  
r  
m  
y  
W  
e  
s  
t  
P  
o  
i  
n  
t

A  
r  
m  
y  
W  
e  
s  
t  
P  
o  
i  
n  
t



Average RPI Win:	169	WON-LOST RECORD	WINNING PCT. RANK	LAST 10 GAMES	STRENGTH OF SCHEDULE	OPP. STRENGTH OF SCHEDULE	TEAM RPI	ADJ RPI	CONF. RPI	ADJ CONF. RPI					
DIV. I ONLY		12-26-0	.31579	264	3-7-0	142	115	247	.44653	246	6	6			
DIV. I NON-CONF.		8-15-0	.34783	237	2-1-0	203	151	263	.43135	263	8	8			
<hr/>															
TOTALS	RPI 1-25	RPI 26-50		W-L RECORDS		RPI 51-100		RPI 101-150		RPI 150+					
12-26-0	0-4-0	0-6-0		OVERALL		0-0-0		4-6-0		8-10-0					
8-18-0	0-1-0	0-6-0		HOME		0-0-0		1-3-0		7-8-0					
4-8-0	0-3-0	0-0-0		AWAY		0-0-0		3-3-0		1-2-0					
0-0-0	0-0-0	0-0-0		NEUTRAL		0-0-0		0-0-0		0-0-0					
8-15-0	0-4-0	0-0-0		NON-CONFERENCE		0-0-0		1-3-0		7-8-0					
7-10-0	0-1-0	0-0-0		HOME		0-0-0		1-3-0		6-6-0					
1-5-0	0-3-0	0-0-		AWAY		0-0-0		0-0-0		1-2-0					
0-0-0	0-0-0	0-0-0		NEUTRAL		0-0-0		0-0-0		0-0-0					
4-11-0	0-0-0	0-6-0		CONFERENCE		0-0-0		3-3-0		1-2-0					
1-8-0	0-0-0	0-6-0		HOME		0-0-0		0-0-0		1-2-0					
3-3-0	0-0-0	0-0-0		AWAY		0-0-0		3-3-0		0-0-0					
0-0-0	0-0-0	0-0-0		NEUTRAL		0-0-0		0-0-0		0-0-0					
RPI	S	Opponent	Score	RPI	S	Opponent	Score	RPI	S	Opponent	Score	RPI	S	Opponent	Score
5	A	Louisville	1 11	32	H	Southern Miss.	1 6	102	A	Middle Tenn.	4 2	102	A	Middle Tenn.	9 10
7	A	Kentucky	2 17	32	H	Southern Miss.	0 5	102	A	Middle Tenn.	10 3	110	H	Jacksonville St.	14 4
7	H	Kentucky	3 4	32	H	Southern Miss.	1 13	110	H	Jacksonville St.	5 9	110	H	Jacksonville St.	2 3
22	A	Vanderbilt	1 8	44	H	Charlotte	4 6	110	H	Jacksonville St.	2 14	115	A	UTSA	4 3
				44	H	Charlotte	5 16	115	A	UTSA	1 7	117	H	Austin Peay	3 7
				44	H	Charlotte	1 3	165	H	Lipscomb	4 10	171	H	Valparaiso	2 5
								171	H	Valparaiso	6 5	171	H	Valparaiso	4 3
								174	A	Belmont	3 11	174	H	Belmont	3 2
								180	A	Eastern Ky.	15 16	198	H	Ohio	0 3
								198	H	Ohio	0 3	198	H	Ohio	5 4
								204	A	Murray St.	8 5	204	H	Murray St.	10 9
								204	H	Murray St.	10 9	208	H	UAB	4 8
								208	H	UAB	9 6	208	H	UAB	0 5
								272	H	Illinois St.	3 4	272	H	Illinois St.	4 12
								32	H	Southern Miss.	1 13				
LAST 10 GAMES				117	H	Austin Peay	3 7	115	A	UTSA	1 7	208	H	UAB	4 8
				204	A	Murray St.	8 5	115	A	UTSA	4 3	208	H	UAB	9 6
				44	H	Charlotte	1 3	115	A	UTSA	2 14	208	H	UAB	0 5
				44	H	Charlotte	5 16	204	H	Murray St.	10 9	272	H	Illinois St.	3 4
				44	H	Charlotte	4 6					272	H	Illinois St.	4 12

Non-Div. I Games:

Western Ky.

RPI	S	Opponent	Score	
272	H	Illinois St.	13	6

Western Ky.

W  
e  
s  
t  
e  
r  
n  
K  
y  
.

W  
e  
s  
t  
e  
r  
n  
K  
y  
.

Average RPI Win: 239		WON-LOST	WINNING	LAST 10	STRENGTH OF		OPP. STRENGTH	TEAM	ADJ	CONF.	ADJ CONF.
Average RPI Loss: 140		RECORD	PCT. RANK	GAMES	SCHEDULE		OF SCHEDULE	RPI	RPI	RPI	RPI
DIV. I ONLY		12-16-0	.42857	201	240		251	243	.44608	247	25
DIV. I NON-CONF.		8-11-0	.42105	198	232		250	210	.46138	217	26
TOTALS		RPI 1-25	RPI 26-50		W-L RECORDS		RPI 51-100		RPI 101-150		RPI 150+
12-16-0		0-0-0	0-0-0		OVERALL		0-4-0		1-8-0		11-4-0
8-3-0		0-0-0	0-0-0		HOME		0-0-0		0-0-0		8-3-0
4-11-0		0-0-0	0-0-0		AWAY		0-2-0		1-8-0		3-1-0
0-2-0		0-0-0	0-0-0		NEUTRAL		0-2-0		0-0-0		0-0-0
8-11-0		0-0-0	0-0-0		NON-CONFERENCE		0-4-0		1-5-0		7-2-0
4-1-0		0-0-0	0-0-0		HOME		0-0-0		0-0-0		4-1-0
4-8-0		0-0-0	0-0-		AWAY		0-2-0		1-5-0		3-1-0
0-2-0		0-0-0	0-0-0		NEUTRAL		0-2-0		0-0-0		0-0-0
4-5-0		0-0-0	0-0-0		CONFERENCE		0-0-0		0-3-0		4-2-0
4-2-0		0-0-0	0-0-0		HOME		0-0-0		0-0-0		4-2-0
0-3-0		0-0-0	0-0-0		AWAY		0-0-0		0-3-0		0-0-0
0-0-0		0-0-0	0-0-0		NEUTRAL		0-0-0		0-0-0		0-0-0
RPI S	Opponent	Score	RPI S	Opponent	Score	RPI S	Opponent	Score	RPI S	Opponent	Score
						51 A	Nebraska	2 8	112 A	San Francisco	6 7
						51 A	Nebraska	2 12	112 A	San Francisco	3 8
						69 N	BYU	0 6	112 A	San Francisco	4 11
						69 N	BYU	9 10	112 A	San Francisco	3 2
									118 A	Grand Canyon	0 7
									118 A	Grand Canyon	3 12
									118 A	Grand Canyon	2 12
									135 A	Wichita St.	5 11
									135 A	Wichita St.	4 10
									215 A	San Jose St.	4 5
									215 A	San Jose St.	1 0
									216 H	Sacramento St.	8 7
									216 H	Sacramento St.	7 5
									216 H	Sacramento St.	9 5
									251 H	Air Force	9 8
									267 H	North Dakota St.	7 6
									267 H	North Dakota St.	4 7
									267 H	North Dakota St.	7 5
									267 H	North Dakota St.	8 2
									278 H	Seattle U	1 10
									278 H	Seattle U	11 10
									278 H	Seattle U	12 14
									283 A	Omaha	9 4
									283 A	Omaha	7 3
Non-Div. I Games:			San Fran. St.	12 4	UC-Colo. Springs	10 6	Regis (CO)	4 5	MSU Denver	8 6	Northern Colo.
			MSU Denver	1 2	MSU Denver	0 4					



Abilene Christian University

Abilene Christian

Average RPI Win:	262	WON-LOST	WINNING	LAST 10	STRENGTH OF	OPP. STRENGTH	TEAM	ADJ	CONF.	ADJ CONF.	
Average RPI Loss:	155	RECORD	PCT. RANK	GAMES	SCHEDULE	OF SCHEDULE	RPI	RPI	RPI	RPI	
DIV. I ONLY	11-17-0	.39286	223	3-7-0	263	273	250	.44536	250	30	30
DIV. I NON-CONF.	3-10-0	.23077	269	0-3-0	152	159	241	.44572	241	29	29
TOTALS	RPI 1-25	RPI 26-50	W-L RECORDS	RPI 51-100	RPI 101-150	RPI 150+					
11-17-0	0-0-0	0-2-0	OVERALL	1-6-0	0-0-0	10-9-0					
3-0-0	0-0-0	0-0-0	HOME	0-0-0	0-0-0	3-0-0					
6-13-0	0-0-0	0-2-0	AWAY	1-6-0	0-0-0	5-5-0					
2-4-0	0-0-0	0-0-0	NEUTRAL	0-0-0	0-0-0	2-4-0					
3-10-0	0-0-0	0-2-0	NON-CONFERENCE	1-3-0	0-0-0	2-5-0					
0-0-0	0-0-0	0-0-0	HOME	0-0-0	0-0-0	0-0-0					
1-6-0	0-0-0	0-0-	AWAY	1-3-0	0-0-0	0-1-0					
2-4-0	0-0-0	0-0-0	NEUTRAL	0-0-0	0-0-0	2-4-0					
8-7-0	0-0-0	0-0-0	CONFERENCE	0-3-0	0-0-0	8-4-0					
3-0-0	0-0-0	0-0-0	HOME	0-0-0	0-0-0	3-0-0					
5-7-0	0-0-0	0-0-0	AWAY	0-3-0	0-0-0	5-4-0					
0-0-0	0-0-0	0-0-0	NEUTRAL	0-0-0	0-0-0	0-0-0					
RPI S	Opponent	Score	RPI S	Opponent	Score	RPI S	Opponent	Score	RPI S	Opponent	Score
48 A	Minnesota	2 5	62 A	Oklahoma St.	3 6	181 A	Creighton	5 6			
48 A	Minnesota	5 7	62 A	Oklahoma St.	2 1	189 N	Central Conn. St.	6 15			
			62 A	Oklahoma St.	3 8	189 N	Central Conn. St.	4 6			
			83 A	Iowa	3 4	199 N	Maine	3 4			
			98 A	Oral Roberts	2 6	199 N	Maine	0 6			
			98 A	Oral Roberts	5 11	256 N	Northern Ill.	7 2			
			98 A	Oral Roberts	6 7	267 A	North Dakota St.	1 4			
						267 A	North Dakota St.	1 0			
						267 A	North Dakota St.	1 4			
						271 A	Western Ill.	4 8			
						271 A	Western Ill.	2 7			
						271 A	Western Ill.	13 5			
						282 N	Chicago St.	3 1			
						283 A	Omaha	13 4			
						283 A	Omaha	15 0			
						283 A	Omaha	5 2			
						298 H	Fort Wayne	12 2			
						298 H	Fort Wayne	1 0			
						298 H	Fort Wayne	10 6			
LAST 10 GAMES											
48 A	Minnesota	2 5	267 A	North Dakota St.	1 0						
271 A	Western Ill.	13 5	267 A	North Dakota St.	1 4						
271 A	Western Ill.	4 8	267 A	North Dakota St.	1 4						
271 A	Western Ill.	2 7	83 A	Iowa	3 4						
181 A	Creighton	5 6	298 H	Fort Wayne	10 6						
Non-Div. I Games:	Minn.-Crookston	8 4	Dakota Wesleyan	1 0	Waldorf	5 3	Waldorf	10 4	South Dakota St.		



RPI	S	Opponent	Score	
283	A	Omaha	1	0
283	H	Omaha	16	17
283	H	Omaha	24	5

Air Force

A  
i  
r  
F  
o  
r  
c  
e

A  
i  
r  
F  
o  
r  
c  
e



Average RPI Win: 213		WON-LOST	WINNING	LAST 10	STRENGTH OF		OPP. STRENGTH	TEAM	ADJ	CONF.	ADJ CONF.
Average RPI Loss: 147		RECORD	PCT. RANK	GAMES	SCHEDULE		OF SCHEDULE	RPI	RPI	RPI	RPI
DIV. I ONLY		13-22-0	.37143	236	3-7-0		181	245	252	.44247	252
DIV. I NON-CONF.		9-17-0	.34615	240	1-3-0		156	243	246	.44274	246
TOTALS		RPI 1-25	RPI 26-50		W-L RECORDS		RPI 51-100		RPI 101-150		RPI 150+
13-22-0	0-0-0	0-4-0		OVERALL		2-4-0		0-1-0		11-13-0	
9-12-0	0-0-0	0-1-0		HOME		2-3-0		0-1-0		7-7-0	
3-9-0	0-0-0	0-2-0		AWAY		0-1-0		0-0-0		3-6-0	
1-1-0	0-0-0	0-1-0		NEUTRAL		0-0-0		0-0-0		1-0-0	
9-17-0	0-0-0	0-4-0		NON-CONFERENCE		1-2-0		0-1-0		8-10-0	
7-8-0	0-0-0	0-1-0		HOME		1-1-0		0-1-0		6-5-0	
1-8-0	0-0-0	0-0-		AWAY		0-1-0		0-0-0		1-5-0	
1-1-0	0-0-0	0-1-0		NEUTRAL		0-0-0		0-0-0		1-0-0	
4-5-0	0-0-0	0-0-0		CONFERENCE		1-2-0		0-0-0		3-3-0	
2-4-0	0-0-0	0-0-0		HOME		1-2-0		0-0-0		1-2-0	
2-1-0	0-0-0	0-0-0		AWAY		0-0-0		0-0-0		2-1-0	
0-0-0	0-0-0	0-0-0		NEUTRAL		0-0-0		0-0-0		0-0-0	
RPI S	Opponent	Score	RPI S	Opponent	Score	RPI S	Opponent	Score	RPI S	Opponent	Score
			30 N	St. John's (NY)	3 7	54 A	Coastal Caro.	5 8	129 H	William & Mary	10 11
			33 A	Maryland	11 12	63 H	Rhode Island	7 6	167 A	Texas St.	2 13
			37 A	Texas	0 9	63 H	Rhode Island	5 16	167 A	Texas St.	5 6
			45 H	Binghamton	0 15	63 H	Rhode Island	1 5	167 A	Texas St.	3 18
						72 H	Michigan St.	4 13	176 A	VMI	3 6
						90 H	Cornell	8 7	195 H	Toledo	4 6
									195 H	Toledo	15 9
									202 H	George Washington	4 10
									202 H	George Washington	8 5
									202 H	George Washington	2 4
									203 N	N.C. A&T	3 1
									206 H	UNC Asheville	5 3
									206 H	UNC Asheville	4 2
									206 H	UNC Asheville	1 4
									214 A	James Madison	7 9
									234 H	Norfolk St.	8 10
									240 H	Campbell	4 5
									259 H	Longwood	11 7
									260 A	Incarnate Word	7 5
									264 H	Youngstown St.	5 8
									264 H	Youngstown St.	7 1
									264 H	Youngstown St.	5 2
									281 A	Dayton	10 5
									281 A	Dayton	11 1
									281 A	Dayton	5 6
LAST 10 GAMES			129 H	William & Mary	10 11	202 H	George Washington	4 10			
			63 H	Rhode Island	5 16	202 H	George Washington	8 5			
			63 H	Rhode Island	7 6	202 H	George Washington	2 4			
			63 H	Rhode Island	1 5	33 A	Maryland	11 12			
			214 A	James Madison	7 9	206 H	UNC Asheville	5 3			

Non-Div. I Games:

Richmond

Average RPI Win: 213		WON-LOST	WINNING	LAST 10	STRENGTH OF		OPP. STRENGTH	TEAM	ADJ		CONF.	ADJ CONF.		
Average RPI Loss: 159		RECORD	PCT. RANK	GAMES	SCHEDULE		OF SCHEDULE	RPI	RPI		RPI	RPI		
DIV. I ONLY		12-23-0	.34286	251	4-5-0		226	232	253	.44186	253	14	14	
DIV. I NON-CONF.		8-18-0	.30769	251	0-1-0		214	172	247	.44219	247	12	12	
TOTALS		RPI 1-25	RPI 26-50		W-L RECORDS		RPI 51-100		RPI 101-150		RPI 150+			
12-23-0		0-1-0	0-4-0		OVERALL		0-0-0		1-0-0		11-18-0			
5-8-0		0-0-0	0-0-0		HOME		0-0-0		1-0-0		4-8-0			
7-15-0		0-1-0	0-4-0		AWAY		0-0-0		0-0-0		7-10-0			
0-0-0		0-0-0	0-0-0		NEUTRAL		0-0-0		0-0-0		0-0-0			
8-18-0		0-1-0	0-4-0		NON-CONFERENCE		0-0-0		1-0-0		7-13-0			
4-6-0		0-0-0	0-0-0		HOME		0-0-0		1-0-0		3-6-0			
4-12-0		0-1-0	0-0-		AWAY		0-0-0		0-0-0		4-7-0			
0-0-0		0-0-0	0-0-0		NEUTRAL		0-0-0		0-0-0		0-0-0			
4-5-0		0-0-0	0-0-0		CONFERENCE		0-0-0		0-0-0		4-5-0			
1-2-0		0-0-0	0-0-0		HOME		0-0-0		0-0-0		1-2-0			
3-3-0		0-0-0	0-0-0		AWAY		0-0-0		0-0-0		3-3-0			
0-0-0		0-0-0	0-0-0		NEUTRAL		0-0-0		0-0-0		0-0-0			
RPI	S	Opponent	Score		RPI	S	Opponent	Score		RPI	S	Opponent	Score	
22	A	Vanderbilt	4	7	32	A	Southern Miss.	10	14	117	H	Austin Peay	6	1
					32	A	Southern Miss.	2	9	155	A	Central Ark.	9	16
					32	A	Southern Miss.	2	18	155	A	Central Ark.	9	10
					41	A	Indiana	3	6	155	A	Central Ark.	9	3
										165	A	Lipscomb	10	5
										165	A	Lipscomb	1	4
										165	A	Lipscomb	3	4
										182	H	Western Mich.	2	11
										182	H	Western Mich.	6	5
										182	H	Western Mich.	3	4
										184	H	Indiana St.	3	5
										184	H	Indiana St.	1	9
										184	H	Indiana St.	4	1
										194	A	UT Martin	8	9
										194	H	UT Martin	4	12
										205	A	SIUE	2	5
										205	H	SIUE	7	8
										212	A	Southern Ill.	2	3
										212	A	Southern Ill.	2	5
										212	A	Southern Ill.	3	8
										226	H	Milwaukee	5	7
										226	H	Milwaukee	2	8
										226	H	Milwaukee	6	4
										226	H	Milwaukee	2	0
										240	A	Campbell	13	9
										240	A	Campbell	6	2
										240	A	Campbell	1	8
LAST 10 GAMES														
194	A	UT Martin	8	9	184	H	Indiana St.	4	1	226	H	Milwaukee	6	4
272	A	Illinois St.	1	0	184	H	Indiana St.	1	9	226	H	Milwaukee	2	0
272	A	Illinois St.	8	1	212	A	Southern Ill.	3	8	240	A	Campbell	13	9
272	A	Illinois St.	12	9	212	A	Southern Ill.	2	5	240	A	Campbell	6	2
184	H	Indiana St.	3	5	212	A	Southern Ill.	2	3	240	A	Campbell	1	8

Non-Div. I Games: Southern Ind. 5 1

Evansville

RPI	S	Opponent	Score	
272	A	Illinois St.	8	1
272	A	Illinois St.	1	0
272	A	Illinois St.	12	9

Evansville

E  
v  
a  
n  
s  
v  
i  
l  
l  
e

E  
v  
a  
n  
s  
v  
i  
l  
l  
e

U  
t  
a  
h  
v  
a  
l  
l  
e  
y

Utah Valley

RPI	S	Opponent	Score	
231	A	UTRGV	4	1
231	A	UTRGV	7	4
260	H	Incarnate Word	11	8
260	H	Incarnate Word	5	0
260	H	Incarnate Word	4	6

Utah Valley

U  
t  
a  
h  
V  
a  
l  
l  
e  
y

U  
t  
a  
h  
V  
a  
l  
l  
e  
y

Average RPI Win: 203		WON-LOST	WINNING	LAST 10	STRENGTH OF		OPP. STRENGTH	TEAM	ADJ		CONF.	ADJ CONF.
Average RPI Loss: 187		RECORD	PCT. RANK	GAMES	SCHEDULE		OF SCHEDULE	RPI	RPI		RPI	RPI
DIV. I ONLY		12-22-0	.35294	246	3-6-0		256	248	255		23	23
DIV. I NON-CONF.		6-16-0	.27273	259	1-1-0		272	216	264		20	20
TOTALS		RPI 1-25	RPI 26-50		W-L RECORDS		RPI 51-100		RPI 101-150		RPI 150+	
12-22-0		0-0-0	0-0-0		OVERALL		1-2-0		0-3-0		11-17-0	
5-3-0		0-0-0	0-0-0		HOME		0-0-0		0-0-0		5-3-0	
7-19-0		0-0-0	0-0-0		AWAY		1-2-0		0-3-0		6-14-0	
0-0-0		0-0-0	0-0-0		NEUTRAL		0-0-0		0-0-0		0-0-0	
6-16-0		0-0-0	0-0-0		NON-CONFERENCE		1-2-0		0-0-0		5-14-0	
0-2-0		0-0-0	0-0-0		HOME		0-0-0		0-0-0		0-2-0	
6-14-0		0-0-0	0-0-		AWAY		1-2-0		0-0-0		5-12-0	
0-0-0		0-0-0	0-0-0		NEUTRAL		0-0-0		0-0-0		0-0-0	
6-6-0		0-0-0	0-0-0		CONFERENCE		0-0-0		0-3-0		6-3-0	
5-1-0		0-0-0	0-0-0		HOME		0-0-0		0-0-0		5-1-0	
1-5-0		0-0-0	0-0-0		AWAY		0-0-0		0-3-0		1-2-0	
0-0-0		0-0-0	0-0-0		NEUTRAL		0-0-0		0-0-0		0-0-0	
RPI S	Opponent	Score	RPI S	Opponent	Score	RPI S	Opponent	Score	RPI S	Opponent	Score	
						96 A	Cincinnati	1 9	130 A	Ill.-Chicago	2 5	
						96 A	Cincinnati	7 13	130 A	Ill.-Chicago	0 4	
						96 A	Cincinnati	3 2	130 A	Ill.-Chicago	2 7	
									151 A	Radford	10 5	
									151 A	Radford	3 7	
									151 A	Radford	5 10	
									152 A	Ohio St.	8 1	
									171 A	Valparaiso	9 10	
									171 A	Valparaiso	7 8	
									171 A	Valparaiso	18 7	
									180 A	Eastern Ky.	8 10	
									180 H	Eastern Ky.	5 6	
									201 A	Miami (OH)	6 3	
									201 H	Miami (OH)	4 5	
									216 A	Sacramento St.	5 6	
									216 A	Sacramento St.	0 2	
									216 A	Sacramento St.	0 10	
									216 A	Sacramento St.	11 12	
									217 A	Georgia St.	8 7	
									217 A	Georgia St.	4 12	
									217 A	Georgia St.	6 10	
									226 H	Milwaukee	6 5	
									226 H	Milwaukee	13 9	
									226 H	Milwaukee	7 4	
									240 A	Campbell	5 8	
									240 A	Campbell	5 3	
									240 A	Campbell	5 12	
LAST 10 GAMES												
			152 A	Ohio St.	8 1	171 A	Valparaiso	9 10	226 H	Milwaukee	13 9	
			130 A	Ill.-Chicago	2 7	171 A	Valparaiso	7 8	226 H	Milwaukee	7 4	
			130 A	Ill.-Chicago	0 4	180 H	Eastern Ky.	5 6	240 A	Campbell	5 8	
			130 A	Ill.-Chicago	2 5	264 H	Youngstown St.	6 3	240 A	Campbell	5 3	
			171 A	Valparaiso	18 7	264 H	Youngstown St.	7 8	240 A	Campbell	5 12	

Non-Div. I Games: Miami-Hamilton 15 1

Northern Ky.

RPI	S	Opponent	Score	
264	H	Youngstown St.	7	8
264	H	Youngstown St.	15	8
264	H	Youngstown St.	6	3
281	A	Dayton	3	10

Northern Ky.

N  
o  
r  
t  
h  
e  
r  
n  
K  
y  
.

N  
o  
r  
t  
h  
e  
r  
n  
K  
y  
.

Average RPI Win:		183	WON-LOST RECORD		WINNING PCT. RANK		LAST 10 GAMES		STRENGTH OF SCHEDULE		OPP. STRENGTH OF SCHEDULE		TEAM RPI		ADJ RPI		CONF. RPI		ADJ CONF. RPI	
DIV. I ONLY			10-26-0		.27778	278	2-8-0		195		238		256		.44111	256	20		20	
DIV. I NON-CONF.			4-20-0		.16667	282	0-3-0		109		253		254		.43506	253	15		15	
TOTALS		RPI 1-25		RPI 26-50		W-L RECORDS		RPI 51-100		RPI 101-150		RPI 150+								
10-26-0		1-4-0		0-0-0		OVERALL		1-4-0		1-5-0		7-13-0								
2-6-0		0-0-0		0-0-0		HOME		1-2-0		0-1-0		1-3-0								
7-16-0		1-4-0		0-0-0		AWAY		0-2-0		1-3-0		5-6-0								
1-4-0		0-0-0		0-0-0		NEUTRAL		0-0-0		0-1-0		1-3-0								
4-20-0		1-4-0		0-0-0		NON-CONFERENCE		0-2-0		1-5-0		2-9-0								
0-2-0		0-0-0		0-0-0		HOME		0-0-0		0-1-0		0-1-0								
3-14-0		1-4-0		0-0-		AWAY		0-2-0		1-3-0		1-5-0								
1-4-0		0-0-0		0-0-0		NEUTRAL		0-0-0		0-1-0		1-3-0								
6-6-0		0-0-0		0-0-0		CONFERENCE		1-2-0		0-0-0		5-4-0								
2-4-0		0-0-0		0-0-0		HOME		1-2-0		0-0-0		1-2-0								
4-2-0		0-0-0		0-0-0		AWAY		0-0-0		0-0-0		4-2-0								
0-0-0		0-0-0		0-0-0		NEUTRAL		0-0-0		0-0-0		0-0-0								
RPI	S	Opponent		Score		RPI	S	Opponent		Score		RPI	S	Opponent		Score				
23	A	Michigan		8	5			74 H Kent St.		4	7	108	N	Boston College		1	9			
23	A	Michigan		4	7			74 H Kent St.		1	4	130	A	Ill.-Chicago		1	6			
23	A	Michigan		3	8			74 H Kent St.		8	7	130	H	Ill.-Chicago		3	17			
23	A	Michigan		4	7			83 A Iowa		8	12	145	A	Saint Louis		2	0			
25	A	Oklahoma		3	10			99 A Notre Dame		1	12	145	A	Saint Louis		5	10			
												145	A	Saint Louis		1	8			
												184	A	Indiana St.		8	17			
												186	A	Buffalo		2	1			
												186	A	Buffalo		1	3			
												186	A	Buffalo		3	6			
												195	A	Toledo		9	3			
												195	A	Toledo		7	4			
												195	A	Toledo		16	2			
												205	A	SIUE		3	4			
												205	A	SIUE		7	9			
												205	A	SIUE		2	4			
												205	A	SIUE		3	5			
												226	H	Milwaukee		0	2			
												250	N	South Dakota St.		2	7			
												262	H	Bowling Green		11	0			
												262	H	Bowling Green		4	7			
												262	H	Bowling Green		1	9			
												268	N	Villanova		6	4			
												282	A	Chicago St.		4	0			
												282	N	Chicago St.		6	7			
												282	N	Chicago St.		1	11			

**Non-Div. I Games:**

Northern Ill.



Northwestern

Northwestern

Average RPI Win: 203		WON-LOST RECORD		WINNING PCT. RANK		LAST 10 GAMES		STRENGTH OF SCHEDULE		OPP. STRENGTH OF SCHEDULE		TEAM RPI		ADJ RPI		CONF. RPI		ADJ CONF. RPI	
DIV. I ONLY		9-25-0		.26471 279		3-7-0		156		262		258		.43889 258		26		26	
DIV. I NON-CONF.		5-20-0		.2 275		2-6-0		182		228		260		.43214 260		25		25	
TOTALS		RPI 1-25		RPI 26-50		W-L RECORDS		RPI 51-100		RPI 101-150		RPI 150+							
9-25-0		0-3-0		0-0-0		OVERALL		1-5-0		0-2-0		8-15-0							
3-6-0		0-0-0		0-0-0		HOME		0-0-0		0-0-0		3-6-0							
5-17-0		0-3-0		0-0-0		AWAY		1-5-0		0-0-0		4-9-0							
1-2-0		0-0-0		0-0-0		NEUTRAL		0-0-0		0-2-0		1-0-0							
5-20-0		0-3-0		0-0-0		NON-CONFERENCE		1-5-0		0-2-0		4-10-0							
0-3-0		0-0-0		0-0-0		HOME		0-0-0		0-0-0		0-3-0							
4-15-0		0-3-0		0-0-		AWAY		1-5-0		0-0-0		3-7-0							
1-2-0		0-0-0		0-0-0		NEUTRAL		0-0-0		0-2-0		1-0-0							
4-5-0		0-0-0		0-0-0		CONFERENCE		0-0-0		0-0-0		4-5-0							
3-3-0		0-0-0		0-0-0		HOME		0-0-0		0-0-0		3-3-0							
1-2-0		0-0-0		0-0-0		AWAY		0-0-0		0-0-0		1-2-0							
0-0-0		0-0-0		0-0-0		NEUTRAL		0-0-0		0-0-0		0-0-0							
RPI	S	Opponent		Score		RPI	S	Opponent		Score		RPI	S	Opponent		Score			
21	A	UCF		3	13					92	A	Seton Hall	2	7	140	N	UMass Lowell	2	5
21	A	UCF		2	7					92	A	Seton Hall	3	7	140	N	UMass Lowell	1	10
21	A	UCF		1	10					93	A	FIU	1	5	161	A	Stony Brook	10	11
										93	A	FIU	3	5	172	H	Niagara	6	5
										93	A	FIU	3	2	172	H	Niagara	2	10
										93	A	FIU	3	7	172	H	Niagara	4	2
															197	A	Fairfield	4	6
															197	A	Fairfield	13	6
															197	A	Fairfield	0	6
															199	A	Maine	6	10
															199	A	Maine	1	3
															199	A	Maine	6	4
															199	A	Maine	13	18
															229	H	Albany (NY)	5	16
															230	A	Fordham	4	2
															230	A	Fordham	4	8
															237	H	Siena	1	2
															237	H	Siena	1	12
															237	H	Siena	5	4
															238	A	LIU Brooklyn	2	11
															238	H	LIU Brooklyn	3	11
															245	A	Army West Point	5	7
															245	A	Army West Point	8	6
															276	H	Hofstra	2	8
															286	N	Lehigh	16	0
LAST 10 GAMES																			
				238	H	LIU Brooklyn	3	11	199	A	Maine	6	4	245	A	Army West Point	8	6	
				276	H	Hofstra	2	8	229	H	Albany (NY)	5	16	276	H	Hofstra	2	8	
				199	A	Maine	13	18	245	A	Army West Point	8	6						
				199	A	Maine	6	10	197	A	Fairfield	13	6						
				199	A	Maine	1	3	197	A	Fairfield	4	6						

Non-Div. I Games:

Manhattan

Average RPI Win: 227		WON-LOST	WINNING	LAST 10	STRENGTH OF		OPP. STRENGTH	TEAM	ADJ	CONF.	ADJ CONF.		
Average RPI Loss: 176		RECORD	PCT. RANK	GAMES	SCHEDULE		OF SCHEDULE	RPI	RPI	RPI	RPI		
DIV. I ONLY		12-23-0	.34286	251	2-8-0		242	213	259	.43803	259	18	18
DIV. I NON-CONF.		8-15-0	.34783	237	1-3-0		261	237	250	.43865	250	21	21
TOTALS		RPI 1-25	RPI 26-50		W-L RECORDS		RPI 51-100		RPI 101-150		RPI 150+		
12-23-0	0-1-0	0-0-0		OVERALL		0-0-0		1-3-0		11-19-0			
5-8-0	0-0-0	0-0-0		HOME		0-0-0		0-0-0		5-8-0			
7-15-0	0-1-0	0-0-0		AWAY		0-0-0		1-3-0		6-11-0			
0-0-0	0-0-0	0-0-0		NEUTRAL		0-0-0		0-0-0		0-0-0			
8-15-0	0-1-0	0-0-0		NON-CONFERENCE		0-0-0		1-3-0		7-11-0			
2-5-0	0-0-0	0-0-0		HOME		0-0-0		0-0-0		2-5-0			
6-10-0	0-1-0	0-0-		AWAY		0-0-0		1-3-0		5-6-0			
0-0-0	0-0-0	0-0-0		NEUTRAL		0-0-0		0-0-0		0-0-0			
4-8-0	0-0-0	0-0-0		CONFERENCE		0-0-0		0-0-0		4-8-0			
3-3-0	0-0-0	0-0-0		HOME		0-0-0		0-0-0		3-3-0			
1-5-0	0-0-0	0-0-0		AWAY		0-0-0		0-0-0		1-5-0			
0-0-0	0-0-0	0-0-0		NEUTRAL		0-0-0		0-0-0		0-0-0			
RPI S	Opponent	Score		RPI S	Opponent	Score		RPI S	Opponent	Score			
11 A	Virginia	2	13					128 A	VCU	4	5		
								149 A	Elon	5	10		
								149 A	Elon	0	7		
								149 A	Elon	9	5		
								151 A	Radford	7	1		
								151 A	Radford	6	16		
								151 A	Radford	0	10		
								160 H	Presbyterian	1	2		
								160 H	Presbyterian	2	10		
								160 H	Presbyterian	2	1		
								162 A	Wofford	5	6		
								169 A	Gardner-Webb	2	7		
								169 A	Gardner-Webb	2	4		
								169 A	Gardner-Webb	3	4		
								176 A	VMI	3	4		
								176 H	VMI	4	6		
								179 A	UNCW	5	3		
								179 A	UNCW	3	7		
								179 A	UNCW	1	11		
								200 H	George Mason	5	6		
								214 H	James Madison	3	4		
								228 H	Charleston So.	7	8		
								228 H	Charleston So.	7	2		
								228 H	Charleston So.	1	0		
								229 H	Albany (NY)	6	13		
								229 H	Albany (NY)	11	6		
								229 H	Albany (NY)	3	11		
LAST 10 GAMES													
11 A	Virginia	2	13	169 A	Gardner-Webb	2	7	228 H	Charleston So.	7	2		
160 H	Presbyterian	2	10	169 A	Gardner-Webb	3	4	228 H	Charleston So.	1	0		
160 H	Presbyterian	1	2	169 A	Gardner-Webb	2	4	229 H	Albany (NY)	6	13		
160 H	Presbyterian	2	1	176 A	VMI	3	4	229 H	Albany (NY)	11	6		
265 H	N.C. Central	3	2	176 H	VMI	4	6	229 H	Albany (NY)	3	11		

Non-Div. I Games:

Longwood

Longwood

Average RPI Win:	232	WON-LOST RECORD	WINNING PCT. RANK	LAST 10 GAMES	STRENGTH OF SCHEDULE	OPP. STRENGTH OF SCHEDULE	TEAM RPI	ADJ RPI	CONF. RPI	ADJ CONF. RPI				
DIV. I ONLY		16-21-0	.43243	199	3-7-0	267	186	260	.4363	260	12	12		
DIV. I NON-CONF.		11-10-0	.52381	135	2-3-0	290	249	259	.43342	258	16	16		
-----														
TOTALS	RPI 1-25	RPI 26-50		W-L RECORDS		RPI 51-100		RPI 101-150		RPI 150+				
16-21-0	0-1-0	0-1-0		OVERALL		0-1-0		2-10-0		14-8-0				
11-7-0	0-0-0	0-0-0		HOME		0-0-0		2-5-0		9-2-0				
4-12-0	0-1-0	0-1-0		AWAY		0-0-0		0-4-0		4-6-0				
1-2-0	0-0-0	0-0-0		NEUTRAL		0-1-0		0-1-0		1-0-0				
11-10-0	0-1-0	0-1-0		NON-CONFERENCE		0-1-0		2-4-0		9-3-0				
9-3-0	0-0-0	0-0-0		HOME		0-0-0		2-2-0		7-1-0				
1-5-0	0-1-0	0-0-		AWAY		0-0-0		0-1-0		1-2-0				
1-2-0	0-0-0	0-0-0		NEUTRAL		0-1-0		0-1-0		1-0-0				
5-11-0	0-0-0	0-0-0		CONFERENCE		0-0-0		0-6-0		5-5-0				
2-4-0	0-0-0	0-0-0		HOME		0-0-0		0-3-0		2-1-0				
3-7-0	0-0-0	0-0-0		AWAY		0-0-0		0-3-0		3-4-0				
0-0-0	0-0-0	0-0-0		NEUTRAL		0-0-0		0-0-0		0-0-0				
RPI	S	Opponent	Score		RPI	S	Opponent	Score		RPI	S	Opponent	Score	
19	A	Houston	1	8	36	A	Texas A&M	5	12	99	N	Notre Dame	10	12
										115	A	UTSA	0	16
										116	H	Central Mich.	11	10
										116	H	Central Mich.	10	4
										116	H	Central Mich.	5	25
										116	H	Central Mich.	2	5
										122	A	Lamar University	6	9
										122	A	Lamar University	1	3
										122	A	Lamar University	2	5
										137	H	SFA	6	19
										137	H	SFA	3	22
										137	H	SFA	8	21
										145	N	Saint Louis	3	6
										153	A	Nicholls St.	8	9
										153	A	Nicholls St.	5	4
										153	A	Nicholls St.	1	4
155	H	Central Ark.	10	15										
155	H	Central Ark.	5	3										
155	H	Central Ark.	9	8										
207	A	A&M-Corpus Christi	8	10										
249	A	Abilene Christian	5	4										
249	A	Abilene Christian	0	5										
249	A	Abilene Christian	6	3										
LAST 10 GAMES										249	A	Abilene Christian	6	3
115	A	UTSA	0	16	254	A	Utah Valley	0	5	252	H	Richmond	5	7
153	A	Nicholls St.	8	9	254	A	Utah Valley	6	4	254	A	Utah Valley	6	4
153	A	Nicholls St.	5	4	274	H	Texas Southern	17	9	254	A	Utah Valley	8	11
153	A	Nicholls St.	1	4	137	H	SFA	6	19	254	A	Utah Valley	0	5
254	A	Utah Valley	8	11	137	H	SFA	3	22	274	H	Texas Southern	17	9

Non-Div. I Games:

Incarnate Word

RPI	S	Opponent	Score	
274	H	Texas Southern	7	5
283	H	Omaha	12	11
283	H	Omaha	3	0
283	H	Omaha	9	6
284	H	Prairie View	11	1
293	H	Lafayette	6	5
293	N	Lafayette	4	3

Incarnate Word

I  
n  
c  
a  
r  
n  
a  
t  
e  
W  
o  
r  
d

I  
n  
c  
a  
r  
n  
a  
t  
e  
W  
o  
r  
d

I  
o  
n  
a

Iona

Average RPI Win:	188	WON-LOST	WINNING	LAST 10	STRENGTH OF	OPP. STRENGTH	TEAM	ADJ	CONF.	ADJ CONF.		
Average RPI Loss:	154	RECORD	PCT. RANK	GAMES	SCHEDULE	OF SCHEDULE	RPI	RPI	RPI	RPI		
DIV. I ONLY		9-23-0	.28125	275	4-6-0	220	200	262	.43448	262	20	20
DIV. I NON-CONF.		4-15-0	.21053	273	0-1-0	147	247	255	.43468	254	15	15
<hr/>												
TOTALS	RPI 1-25	RPI 26-50		W-L RECORDS		RPI 51-100		RPI 101-150		RPI 150+		
9-23-0	0-0-0	0-3-0		OVERALL		2-2-0		0-5-0		7-13-0		
2-5-0	0-0-0	0-0-0		HOME		1-0-0		0-0-0		1-5-0		
4-17-0	0-0-0	0-3-0		AWAY		1-2-0		0-5-0		3-7-0		
3-1-0	0-0-0	0-0-0		NEUTRAL		0-0-0		0-0-0		3-1-0		
<hr/>												
4-15-0	0-0-0	0-3-0		NON-CONFERENCE		1-2-0		0-2-0		3-8-0		
0-3-0	0-0-0	0-0-0		HOME		0-0-0		0-0-0		0-3-0		
1-11-0	0-0-0	0-0-		AWAY		1-2-0		0-2-0		0-4-0		
3-1-0	0-0-0	0-0-0		NEUTRAL		0-0-0		0-0-0		3-1-0		
<hr/>												
5-8-0	0-0-0	0-0-0		CONFERENCE		1-0-0		0-3-0		4-5-0		
2-2-0	0-0-0	0-0-0		HOME		1-0-0		0-0-0		1-2-0		
3-6-0	0-0-0	0-0-0		AWAY		0-0-0		0-3-0		3-3-0		
0-0-0	0-0-0	0-0-0		NEUTRAL		0-0-0		0-0-0		0-0-0		
<hr/>												
RPI	S	Opponent	Score	RPI	S	Opponent	Score	RPI	S	Opponent	Score	
36	A	Texas A&M	1 15	70	A	Morehead St.	6 5	102	A	Middle Tenn.	8 20	
36	A	Texas A&M	5 16	70	A	Morehead St.	7 11	110	A	Jacksonville St.	0 5	
36	A	Texas A&M	2 19	70	A	Morehead St.	6 9	130	A	Ball St.	6 13	
				74	H	Kent St.	9 3	130	A	Ball St.	5 23	
								130	A	Ball St.	4 7	
								159	A	Eastern Mich.	6 2	
								159	A	Eastern Mich.	0 3	
								159	A	Eastern Mich.	6 7	
								165	A	Lipscomb	0 2	
								172	H	Niagara	2 3	
								172	H	Niagara	1 3	
								174	A	Belmont	5 7	
								195	H	Toledo	5 4	
								195	H	Toledo	4 8	
								195	H	Toledo	4 20	
								217	N	Georgia St.	6 3	
								217	N	Georgia St.	4 1	
								245	N	Army West Point	0 5	
								245	N	Army West Point	5 0	
								256	A	Northern Ill.	0 11	
								256	A	Northern Ill.	7 4	
								256	A	Northern Ill.	9 1	
LAST 10 GAMES												
264	A	Youngstown St.	5 6	195	H	Toledo	4 8	264	A	Youngstown St.	5 6	
130	A	Ball St.	6 13	195	H	Toledo	4 20	264	H	Youngstown St.	1 3	
130	A	Ball St.	5 23	195	H	Toledo	5 4	281	A	Dayton	1 3	
130	A	Ball St.	4 7	256	A	Northern Ill.	9 1					
74	H	Kent St.	9 3	256	A	Northern Ill.	7 4					

**Non-Div. I Games:**

Bowling Green



Average RPI Win:	219	WON-LOST RECORD	WINNING PCT. RANK	LAST 10 GAMES	STRENGTH OF SCHEDULE	OPP. STRENGTH OF SCHEDULE	TEAM RPI	ADJ RPI	CONF. RPI	ADJ CONF. RPI	
DIV. I ONLY	17-20-0	.45946	177	5-5-0	277	246	263	.43406	263	28	28
DIV. I NON-CONF.	9-16-0	.36	232	0-3-0	218	142	238	.44916	238	30	30
TOTALS	RPI 1-25	RPI 26-50	W-L RECORDS		RPI 51-100	RPI 101-150		RPI 150+			
17-20-0	0-0-0	0-1-0	OVERALL		2-3-0	2-3-0		13-13-0			
6-9-0	0-0-0	0-1-0	HOME		1-3-0	0-0-0		5-5-0			
5-5-0	0-0-0	0-0-0	AWAY		0-0-0	0-0-0		5-5-0			
6-6-0	0-0-0	0-0-0	NEUTRAL		1-0-0	2-3-0		3-3-0			
9-16-0	0-0-0	0-1-0	NON-CONFERENCE		2-3-0	2-3-0		5-9-0			
1-6-0	0-0-0	0-1-0	HOME		1-3-0	0-0-0		0-2-0			
2-4-0	0-0-0	0-0-	AWAY		0-0-0	0-0-0		2-4-0			
6-6-0	0-0-0	0-0-0	NEUTRAL		1-0-0	2-3-0		3-3-0			
8-4-0	0-0-0	0-0-0	CONFERENCE		0-0-0	0-0-0		8-4-0			
5-3-0	0-0-0	0-0-0	HOME		0-0-0	0-0-0		5-3-0			
3-1-0	0-0-0	0-0-0	AWAY		0-0-0	0-0-0		3-1-0			
0-0-0	0-0-0	0-0-0	NEUTRAL		0-0-0	0-0-0		0-0-0			
RPI S	Opponent	Score	RPI S	Opponent	Score	RPI S	Opponent	Score	RPI S	Opponent	Score
			45 H	Binghamton	0 12	83 N	Iowa	7 1	120 N	Marist	0 5
						90 H	Cornell	1 0	120 N	Marist	7 3
						90 H	Cornell	3 7	120 N	Marist	8 10
						90 H	Cornell	2 5	133 N	Northeastern	9 7
						90 H	Cornell	4 11	141 N	Butler	3 4
									152 N	Ohio St.	2 5
									157 H	St. Bonaventure	4 5
									157 H	St. Bonaventure	4 7
									176 A	VMI	2 10
									176 A	VMI	4 0
									176 A	VMI	1 6
									177 N	Hartford	9 5
									188 A	Penn St.	3 5
									188 A	Penn St.	3 4
									191 A	Davidson	8 0
									223 N	Harvard	8 9
									241 N	Massachusetts	3 1
									241 N	Massachusetts	11 9
									241 N	Massachusetts	5 17
									245 H	Army West Point	4 7
									245 H	Army West Point	14 16
									245 H	Army West Point	1 10
									245 H	Army West Point	10 5
									286 A	Lehigh	3 2
									286 A	Lehigh	8 0
									286 A	Lehigh	2 10
									286 A	Lehigh	3 1
LAST 10 GAMES											
			157 H	St. Bonaventure	4 7	293 H	Lafayette	4 1	245 H	Army West Point	14 16
			157 H	St. Bonaventure	4 5	188 A	Penn St.	3 5	286 A	Lehigh	3 2
			293 H	Lafayette	8 5	245 H	Army West Point	10 5	286 A	Lehigh	8 0
			293 H	Lafayette	11 10	245 H	Army West Point	1 10	286 A	Lehigh	3 1
			293 H	Lafayette	6 5						

Non-Div. I Games:

Bucknell

RPI	S	Opponent	Score	
293	H	Lafayette	11	10
293	H	Lafayette	8	5
293	H	Lafayette	6	5
293	H	Lafayette	4	1

Bucknell

B  
u  
c  
k  
n  
e  
l  
l

B  
u  
c  
k  
n  
e  
l  
l

Average RPI Win:	191	WON-LOST	WINNING	LAST 10	STRENGTH OF	OPP. STRENGTH	TEAM	ADJ	CONF.	ADJ CONF.	
Average RPI Loss:	163	RECORD	PCT. RANK	GAMES	SCHEDULE	OF SCHEDULE	RPI	RPI	RPI	RPI	
DIV. I ONLY	10-24-0	.29412	271	4-6-0	223	239	264	.43398	264	23	23
DIV. I NON-CONF.	5-14-0	.26316	261	2-2-0	238	181	253	.43645	252	20	20
<hr/>											
TOTALS	RPI 1-25	RPI 26-50		W-L RECORDS		RPI 51-100		RPI 101-150		RPI 150+	
10-24-0	0-0-0	0-0-0		OVERALL		3-6-0		0-4-0		7-14-0	
4-5-0	0-0-0	0-0-0		HOME		1-3-0		0-0-0		3-2-0	
6-17-0	0-0-0	0-0-0		AWAY		2-3-0		0-4-0		4-10-0	
0-2-0	0-0-0	0-0-0		NEUTRAL		0-0-0		0-0-0		0-2-0	
5-14-0	0-0-0	0-0-0		NON-CONFERENCE		2-4-0		0-1-0		3-9-0	
1-2-0	0-0-0	0-0-0		HOME		0-1-0		0-0-0		1-1-0	
4-10-0	0-0-0	0-0-		AWAY		2-3-0		0-1-0		2-6-0	
0-2-0	0-0-0	0-0-0		NEUTRAL		0-0-0		0-0-0		0-2-0	
5-10-0	0-0-0	0-0-0		CONFERENCE		1-2-0		0-3-0		4-5-0	
3-3-0	0-0-0	0-0-0		HOME		1-2-0		0-0-0		2-1-0	
2-7-0	0-0-0	0-0-0		AWAY		0-0-0		0-3-0		2-4-0	
0-0-0	0-0-0	0-0-0		NEUTRAL		0-0-0		0-0-0		0-0-0	
RPI	S	Opponent	Score	RPI	S	Opponent	Score	RPI	S	Opponent	Score
						53 A Georgia Tech	6 15	117 A Austin Peay	2 9		
						53 A Georgia Tech	6 14	130 A Ill.-Chicago	0 3		
						53 A Georgia Tech	12 3	130 A Ill.-Chicago	0 1		
						58 H Wright St.	4 16	130 A Ill.-Chicago	2 10		
						58 H Wright St.	8 11	152 A Ohio St.	8 12		
						58 H Wright St.	5 2	180 A Eastern Ky.	0 11		
						70 A Morehead St.	9 23	180 A Eastern Ky.	3 8		
						74 A Kent St.	11 6	180 A Eastern Ky.	6 11		
						74 H Kent St.	3 6	184 N Indiana St.	4 14		
								198 H Ohio	5 6		
								226 A Milwaukee	5 14		
								226 A Milwaukee	6 5		
								226 A Milwaukee	0 3		
								232 H Oakland	6 10		
								232 H Oakland	12 4		
								232 H Oakland	5 4		
								252 A Richmond	8 5		
								252 A Richmond	2 5		
								252 A Richmond	1 7		
								255 A Northern Ky.	3 6		
								255 A Northern Ky.	8 15		
								255 A Northern Ky.	8 7		
								262 A Bowling Green	3 1		
								262 H Bowling Green	6 5		
								272 N Illinois St.	7 13		
</											

Non-Div. I Games:

Youngstown St.

Average RPI Win: 226		WON-LOST	WINNING	LAST 10	STRENGTH OF		OPP. STRENGTH	TEAM	ADJ	CONF.	ADJ CONF.
Average RPI Loss: 173		RECORD	PCT. RANK	GAMES	SCHEDULE		OF SCHEDULE	RPI	RPI	RPI	RPI
DIV. I ONLY		16-23-0	.41026	212	1-9-0		236	260	265	.43313	265
DIV. I NON-CONF.		8-15-0	.34783	237	1-6-0		260	285	285	.39846	285
TOTALS		RPI 1-25	RPI 26-50		W-L RECORDS		RPI 51-100		RPI 101-150		RPI 150+
16-23-0	0-0-0	0-0-0		OVERALL		2-4-0		0-4-0		14-15-0	
12-12-0	0-0-0	0-0-0		HOME		2-1-0		0-2-0		10-9-0	
4-10-0	0-0-0	0-0-0		AWAY		0-3-0		0-1-0		4-6-0	
0-1-0	0-0-0	0-0-0		NEUTRAL		0-0-0		0-1-0		0-0-0	
8-15-0	0-0-0	0-0-0		NON-CONFERENCE		0-0-0		0-4-0		8-11-0	
7-10-0	0-0-0	0-0-0		HOME		0-0-0		0-2-0		7-8-0	
1-4-0	0-0-0	0-0-0		AWAY		0-0-0		0-1-0		1-3-0	
0-1-0	0-0-0	0-0-0		NEUTRAL		0-0-0		0-1-0		0-0-0	
8-8-0	0-0-0	0-0-0		CONFERENCE		2-4-0		0-0-0		6-4-0	
5-2-0	0-0-0	0-0-0		HOME		2-1-0		0-0-0		3-1-0	
3-6-0	0-0-0	0-0-0		AWAY		0-3-0		0-0-0		3-3-0	
0-0-0	0-0-0	0-0-0		NEUTRAL		0-0-0		0-0-0		0-0-0	
RPI S	Opponent	Score	RPI S	Opponent	Score	RPI S	Opponent	Score	RPI S	Opponent	Score
						66 A	Bethune-Cookman	5 15	138 H	Appalachian St.	5 7
						66 A	Bethune-Cookman	5 7	138 N	Appalachian St.	5 9
						66 A	Bethune-Cookman	1 13	146 A	Duke	4 8
						75 H	Florida A&M	8 0	146 H	Duke	6 14
						75 H	Florida A&M	13 6	160 A	Presbyterian	7 8
						75 H	Florida A&M	5 17	160 H	Presbyterian	7 8
									168 A	High Point	11 5
									168 H	High Point	6 10
									179 A	UNCW	0 3
									179 H	UNCW	8 16
									179 H	UNCW	8 6
									203 A	N.C. A&T	3 4
									203 A	N.C. A&T	7 8
									203 A	N.C. A&T	2 5
									203 H	N.C. A&T	11 1
									203 H	N.C. A&T	6 8
									203 H	N.C. A&T	10 7
									210 H	Navy	6 9
									210 H	Navy	3 2
									210 H	Navy	8 7
									240 H	Campbell	2 4
									259 A	Longwood	2 3
									259 H	Longwood	3 5
						146 A	Duke	4 8	261 H	Iona	7 5
						240 H	Campbell	2 4	261 H	Iona	6 12
						203 A	N.C. A&T	2 5	261 H	Iona	1 3
						203 A	N.C. A&T	3 4	287 H	UMES	6 0
						203 A	N.C. A&T	7 8			
LAST 10 GAMES											
						259 A	Longwood	2 3			
						179 H	UNCW	8 16			
						179 H	UNCW	8 6			
						179 A	UNCW	0 3			
						160 H	Presbyterian	7 8			

Non-Div. I Games:

N.C. Central

RPI	S	Opponent	Score	
288	A	Savannah St.	19	1
288	A	Savannah St.	10	1
288	A	Savannah St.	10	5
291	H	NJIT	7	3
291	H	NJIT	10	1
291	H	NJIT	4	3

N.C. Central

N  
.  
C  
.  
C  
e  
n  
t  
r  
a  
l

N  
.  
C  
.  
C  
e  
n  
t  
r  
a  
l

U  
S  
C  
U  
P  
S  
t  
a  
t  
e

USC Upstate

RPI	S	Opponent	Score	
228	H	Charleston So.	5	1
228	N	Charleston So.	10	4
259	H	Longwood	10	5
269	H	La Salle	7	3
269	H	La Salle	1	8
269	H	La Salle	6	3
281	H	Dayton	21	20

USC Upstate

U  
S  
C  
U  
P  
S  
t  
a  
t  
e

U  
S  
C  
U  
P  
S  
t  
a  
t  
e

Average RPI Win:	258	WON-LOST RECORD	WINNING PCT. RANK	LAST 10 GAMES	STRENGTH OF SCHEDULE	OPP. STRENGTH OF SCHEDULE	TEAM RPI	ADJ RPI	CONF. RPI	ADJ CONF. RPI	
DIV. I ONLY	16-18-0	.47059	171	5-3-0	295	275	267	.42984	267	30	30
DIV. I NON-CONF.	7-12-0	.36842	230	0-2-0	297	258	274	.42032	274	29	29
<hr/>											
TOTALS	RPI 1-25	RPI 26-50		W-L RECORDS		RPI 51-100		RPI 101-150		RPI 150+	
16-18-0	0-0-0	1-2-0		OVERALL		0-3-0		0-0-0		15-13-0	
5-2-0	0-0-0	0-1-0		HOME		0-0-0		0-0-0		5-1-0	
10-12-0	0-0-0	1-1-0		AWAY		0-3-0		0-0-0		9-8-0	
1-4-0	0-0-0	0-0-0		NEUTRAL		0-0-0		0-0-0		1-4-0	
<hr/>											
7-12-0	0-0-0	1-2-0		NON-CONFERENCE		0-0-0		0-0-0		6-10-0	
0-1-0	0-0-0	0-1-0		HOME		0-0-0		0-0-0		0-0-0	
6-7-0	0-0-0	1-0-		AWAY		0-0-0		0-0-0		5-6-0	
1-4-0	0-0-0	0-0-0		NEUTRAL		0-0-0		0-0-0		1-4-0	
<hr/>											
9-6-0	0-0-0	0-0-0		CONFERENCE		0-3-0		0-0-0		9-3-0	
5-1-0	0-0-0	0-0-0		HOME		0-0-0		0-0-0		5-1-0	
4-5-0	0-0-0	0-0-0		AWAY		0-3-0		0-0-0		4-2-0	
0-0-0	0-0-0	0-0-0		NEUTRAL		0-0-0		0-0-0		0-0-0	
<hr/>											
RPI S	Opponent	Score	RPI S	Opponent	Score	RPI S	Opponent	Score	RPI S	Opponent	Score
			48 A	Minnesota	3 1	98 A	Oral Roberts	1 9	157 N	St. Bonaventure	3 7
			48 A	Minnesota	1 7	98 A	Oral Roberts	2 8	157 N	St. Bonaventure	3 10
			48 H	Minnesota	1 6	98 A	Oral Roberts	1 5	157 N	St. Bonaventure	10 0
									241 N	Massachusetts	5 9
									247 A	Northern Colo.	7 4
									247 A	Northern Colo.	6 7
									247 A	Northern Colo.	2 8
									247 A	Northern Colo.	5 7
									249 A	Abilene Christian	3 5
									249 A	Abilene Christian	1 4
									249 A	Abilene Christian	1 9
									250 H	South Dakota St.	0 1
									250 H	South Dakota St.	4 1
									250 H	South Dakota St.	4 1
									271 A	Western Ill.	7 5
									271 A	Western Ill.	1 5
									271 A	Western Ill.	1 0
									283 A	Omaha	1 0
									283 A	Omaha	0 10
									283 A	Omaha	6 1
									286 N	Lehigh	0 4
									294 A	Mississippi Val.	7 4
									294 A	Mississippi Val.	9 6
									294 A	Mississippi Val.	10 4
									294 A	Mississippi Val.	9 3
									298 H	Fort Wayne	6 4
									298 H	Fort Wayne	2 1
										</	



North Dakota St.

Average RPI Win:		163	WON-LOST RECORD		WINNING PCT. RANK		LAST 10 GAMES		STRENGTH OF SCHEDULE		OPP. STRENGTH OF SCHEDULE		TEAM RPI		ADJ RPI		CONF. RPI		ADJ CONF. RPI	
Average RPI Loss:		166																		
DIV. I ONLY			8-20-0		.28571 273		5-5-0		179		230		268		.42868 268		13		13	
DIV. I NON-CONF.			6-19-0		.24 267		3-4-0		207		239		278		.41706 278		18		18	
TOTALS		RPI 1-25		RPI 26-50		W-L RECORDS		RPI 51-100		RPI 101-150		RPI 150+								
8-20-0		0-3-0		0-0-0		OVERALL		1-0-0		4-4-0		3-13-0								
4-8-0		0-0-0		0-0-0		HOME		0-0-0		3-1-0		1-7-0								
2-7-0		0-3-0		0-0-0		AWAY		0-0-0		0-0-0		2-4-0								
2-5-0		0-0-0		0-0-0		NEUTRAL		1-0-0		1-3-0		0-2-0								
6-19-0		0-3-0		0-0-0		NON-CONFERENCE		1-0-0		2-3-0		3-13-0								
2-7-0		0-0-0		0-0-0		HOME		0-0-0		1-0-0		1-7-0								
2-7-0		0-3-0		0-0-		AWAY		0-0-0		0-0-0		2-4-0								
2-5-0		0-0-0		0-0-0		NEUTRAL		1-0-0		1-3-0		0-2-0								
2-1-0		0-0-0		0-0-0		CONFERENCE		0-0-0		2-1-0		0-0-0								
2-1-0		0-0-0		0-0-0		HOME		0-0-0		2-1-0		0-0-0								
0-0-0		0-0-0		0-0-0		AWAY		0-0-0		0-0-0		0-0-0								
0-0-0		0-0-0		0-0-0		NEUTRAL		0-0-0		0-0-0		0-0-0								
RPI	S	Opponent		Score		RPI	S	Opponent		Score		RPI	S	Opponent		Score				
24	A	South Fla.		1	8							83	N	Iowa		10	1			
25	A	Oklahoma		2	9							108	N	Boston College		1	7			
25	A	Oklahoma		1	17							108	N	Boston College		3	10			
												111	H	Rutgers		3	2			
												116	N	Central Mich.		4	3			
												130	N	Ball St.		1	3			
												134	H	Xavier		1	0			
												134	H	Xavier		1	10			
												134	H	Xavier		3	2			
												162	H	Wofford		0	13			
												162	H	Wofford		0	8			
												162	H	Wofford		3	7			
												182	N	Western Mich.		6	11			
												202	H	George Washington		3	6			
												202	H	George Washington		2	5			
												202	H	George Washington		3	0			
												233	H	Penn		2	11			
												234	A	Norfolk St.		3	11			
												234	A	Norfolk St.		7	12			
												234	A	Norfolk St.		1	4			
												248	A	Saint Joseph's		1	9			
												248	A	Saint Joseph's		7	3			
												248	H	Saint Joseph's		5	6			
												256	N	Northern Ill.		4	6			
												279	A	Wagner		8	4			
				LAST 10 GAMES																
279	A	Wagner		8	4	134	H	Xavier		1	10	256	N	Northern Ill.		4	6			
202	H	George Washington		3	6	134	H	Xavier		1	0	279	A	Wagner		8	4			
202	H	George Washington		2	5	134	H	Xavier		3	2									
202	H	George Washington		3	0	111	H	Rutgers		3	2									
248	H	Saint Joseph's		5	6	233	H	Penn		2	11									

Non-Div. I Games:

Villanova

L  
a  
s  
a  
l  
l  
e

La Salle

RPI	S	Opponent	Score	
286	A	Lehigh	2	1
286	A	Lehigh	4	13

La Salle

L  
a  
S  
a  
l  
l  
e

L  
a  
S  
a  
l  
l  
e

Average RPI Win:		144	WON-LOST RECORD		WINNING PCT. RANK	LAST 10 GAMES	STRENGTH OF SCHEDULE		OPP. STRENGTH OF SCHEDULE	TEAM RPI	ADJ RPI	CONF. RPI	ADJ CONF. RPI
Average RPI Loss:		116											
DIV. I ONLY			7-28-0		.2 292	2-8-0	106		174	270	.42532 270	9	9
DIV. I NON-CONF.			4-19-0		.17391 280	0-2-0	131		189	282	.4072 282	10	10
TOTALS		RPI 1-25	RPI 26-50		W-L RECORDS		RPI 51-100		RPI 101-150		RPI 150+		
7-28-0		0-1-0	2-8-0		OVERALL		2-5-0		0-7-0		3-7-0		
5-18-0		0-1-0	2-4-0		HOME		1-3-0		0-6-0		2-4-0		
2-10-0		0-0-0	0-4-0		AWAY		1-2-0		0-1-0		1-3-0		
0-0-0		0-0-0	0-0-0		NEUTRAL		0-0-0		0-0-0		0-0-0		
4-19-0		0-1-0	1-6-0		NON-CONFERENCE		1-0-0		0-7-0		2-5-0		
4-13-0		0-1-0	1-2-0		HOME		1-0-0		0-6-0		2-4-0		
0-6-0		0-0-0	0-0-0		AWAY		0-0-0		0-1-0		0-1-0		
0-0-0		0-0-0	0-0-0		NEUTRAL		0-0-0		0-0-0		0-0-0		
3-9-0		0-0-0	1-2-0		CONFERENCE		1-5-0		0-0-0		1-2-0		
1-5-0		0-0-0	1-2-0		HOME		0-3-0		0-0-0		0-0-0		
2-4-0		0-0-0	0-0-0		AWAY		1-2-0		0-0-0		1-2-0		
0-0-0		0-0-0	0-0-0		NEUTRAL		0-0-0		0-0-0		0-0-0		
RPI S	Opponent	Score	RPI S	Opponent	Score	RPI S	Opponent	Score	RPI S	Opponent	Score		
23 H	Michigan	3 10	34 H	San Diego	1 11	55 H	UConn	9 5	113 H	Purdue	5 10		
			34 H	San Diego	2 9	61 H	Gonzaga	7 13	113 H	Purdue	7 8		
			34 H	San Diego	15 12	61 H	Gonzaga	6 7	113 H	Purdue	0 3		
			38 A	Oregon	2 6	61 H	Gonzaga	8 9	113 H	Purdue	4 12		
			38 A	Oregon	1 2	89 A	Loyola Marymount	3 6	142 A	Cal Poly	0 15		
			38 A	Oregon	0 3	89 A	Loyola Marymount	10 3	142 H	Cal Poly	7 11		
			38 A	Oregon	0 10	89 A	Loyola Marymount	1 5	145 H	Saint Louis	3 5		
			43 H	Washington	2 5				181 H	Creighton	1 3		
			43 H	Washington	4 3				215 A	San Jose St.	2 4		
			43 H	Washington	1 8				215 H	San Jose St.	8 13		
									257 H	Northwestern	3 2		
									257 H	Northwestern	8 1		
									257 H	Northwestern	9 15		
									257 H	Northwestern	1 7		
									275 A	Portland	5 7		
									275 A	Portland	7 4		
									275 A	Portland	2 3		
			LAST 10 GAMES										
			61 H	Gonzaga	8 9	89 A	Loyola Marymount	3 6					
			61 H	Gonzaga	7 13	89 A	Loyola Marymount	10 3					
			61 H	Gonzaga	6 7	215 H	San Jose St.	8 13					
			142 A	Cal Poly	0 15	275 A	Portland	2 3					
			89 A	Loyola Marymount	1 5	275 A	Portland	7 4					

Non-Div. I Games:

Santa Clara

Average RPI Win: 251		WON-LOST	WINNING	LAST 10	STRENGTH OF		OPP. STRENGTH	TEAM	ADJ	CONF.	ADJ CONF.
Average RPI Loss: 164		RECORD	PCT. RANK	GAMES	SCHEDULE		OF SCHEDULE	RPI	RPI	RPI	RPI
DIV. I ONLY		10-22-0	.3125	265	5-5-0		239	279	271	.42234	271
DIV. I NON-CONF.		2-15-0	.11765	291	1-2-0		124	215	280	.41576	280
TOTALS		RPI 1-25	RPI 26-50		W-L RECORDS		RPI 51-100		RPI 101-150		RPI 150+
10-22-0		0-4-0	0-0-0		OVERALL		1-3-0		0-4-0		9-11-0
6-4-0		0-0-0	0-0-0		HOME		0-0-0		0-0-0		6-4-0
4-16-0		0-2-0	0-0-0		AWAY		1-3-0		0-4-0		3-7-0
0-2-0		0-2-0	0-0-0		NEUTRAL		0-0-0		0-0-0		0-0-0
2-15-0		0-4-0	0-0-0		NON-CONFERENCE		0-1-0		0-4-0		2-6-0
1-0-0		0-0-0	0-0-0		HOME		0-0-0		0-0-0		1-0-0
1-13-0		0-2-0	0-0-		AWAY		0-1-0		0-4-0		1-6-0
0-2-0		0-2-0	0-0-0		NEUTRAL		0-0-0		0-0-0		0-0-0
8-7-0		0-0-0	0-0-0		CONFERENCE		1-2-0		0-0-0		7-5-0
5-4-0		0-0-0	0-0-0		HOME		0-0-0		0-0-0		5-4-0
3-3-0		0-0-0	0-0-0		AWAY		1-2-0		0-0-0		2-1-0
0-0-0		0-0-0	0-0-0		NEUTRAL		0-0-0		0-0-0		0-0-0
RPI S	Opponent	Score	RPI S	Opponent	Score	RPI S	Opponent	Score	RPI S	Opponent	Score
4 N	Texas Tech	1 15				83 A	Iowa	1 4	125 A	Southeast Mo. St.	1 5
4 N	Texas Tech	5 13				98 A	Oral Roberts	0 1	125 A	Southeast Mo. St.	2 22
16 A	Mississippi St.	2 8				98 A	Oral Roberts	0 3	125 A	Southeast Mo. St.	4 5
16 A	Mississippi St.	9 10				98 A	Oral Roberts	5 2	145 A	Saint Louis	6 7
									205 A	SIUE	3 9
									205 H	SIUE	21 4
									212 A	Southern Ill.	2 3
									212 A	Southern Ill.	6 8
									212 A	Southern Ill.	2 12
									250 H	South Dakota St.	5 13
									250 H	South Dakota St.	8 4
									250 H	South Dakota St.	7 2
									267 H	North Dakota St.	5 7
									267 H	North Dakota St.	5 1
									267 H	North Dakota St.	0 1
									281 A	Dayton	0 6
									281 A	Dayton	7 5
									281 A	Dayton	1 4
									283 A	Omaha	11 10
									283 A	Omaha	2 4
									283 A	Omaha	14 4
									298 H	Fort Wayne	1 5
									298 H	Fort Wayne	6 5
									298 H	Fort Wayne	4 1
LAST 10 GAMES			LAST 10 GAMES			LAST 10 GAMES			LAST 10 GAMES		
205 H	SIUE	21 4	205 H	SIUE	21 4	283 A	Omaha	11 10	283 A	Omaha	2 4
250 H	South Dakota St.	5 13	250 H	South Dakota St.	5 13	283 A	Omaha	2 4	283 A	Omaha	14 4
250 H	South Dakota St.	8 4	250 H	South Dakota St.	8 4	205 A	SIUE	3 9	98 A	Oral Roberts	0 1
250 H	South Dakota St.	7 2	250 H	South Dakota St.	7 2						
83 A	Iowa	1 4	83 A	Iowa	1 4						

Non-Div. I Games: St. Ambrose 9 0 Robert Morris-Peoria 12 1

Western Ill.

Average RPI Win: 206		WON-LOST	WINNING	LAST 10	STRENGTH OF		OPP. STRENGTH	TEAM	ADJ		CONF.	ADJ CONF.
Average RPI Loss: 157		RECORD	PCT. RANK	GAMES	SCHEDULE		OF SCHEDULE	RPI	RPI		RPI	RPI
DIV. I ONLY		9-25-0	.26471	279	247		182	272	.42086		14	14
DIV. I NON-CONF.		8-19-0	.2963	254	247		188	256	.43463		12	12
TOTALS		RPI 1-25	RPI 26-50		W-L RECORDS		RPI 51-100		RPI 101-150		RPI 150+	
9-25-0		0-0-0	0-0-0		OVERALL		1-5-0		2-8-0		6-12-0	
3-6-0		0-0-0	0-0-0		HOME		0-0-0		1-1-0		2-5-0	
4-19-0		0-0-0	0-0-0		AWAY		1-5-0		1-7-0		2-7-0	
2-0-0		0-0-0	0-0-0		NEUTRAL		0-0-0		0-0-0		2-0-0	
8-19-0		0-0-0	0-0-0		NON-CONFERENCE		1-2-0		2-8-0		5-9-0	
3-3-0		0-0-0	0-0-0		HOME		0-0-0		1-1-0		2-2-0	
4-16-0		0-0-0	0-0-		AWAY		1-2-0		1-7-0		2-7-0	
1-0-0		0-0-0	0-0-0		NEUTRAL		0-0-0		0-0-0		1-0-0	
1-6-0		0-0-0	0-0-0		CONFERENCE		0-3-0		0-0-0		1-3-0	
0-3-0		0-0-0	0-0-0		HOME		0-0-0		0-0-0		0-3-0	
0-3-0		0-0-0	0-0-0		AWAY		0-3-0		0-0-0		0-0-0	
1-0-0		0-0-0	0-0-0		NEUTRAL		0-0-0		0-0-0		1-0-0	
RPI S	Opponent	Score	RPI S	Opponent	Score	RPI S	Opponent	Score	RPI S	Opponent	Score	
						65 A	DBU	6 7	104 A	Memphis	11 12	
						65 A	DBU	2 10	104 A	Memphis	1 3	
						65 A	DBU	4 11	104 A	Memphis	4 5	
						73 A	Tennessee Tech	9 2	117 A	Austin Peay	4 9	
						73 A	Tennessee Tech	3 4	134 A	Xavier	7 5	
						99 A	Notre Dame	6 7	134 A	Xavier	8 9	
									134 A	Xavier	2 3	
									145 H	Saint Louis	2 1	
									148 A	Illinois	1 7	
									148 H	Illinois	5 6	
									165 A	Lipscomb	1 3	
									165 A	Lipscomb	3 8	
									165 A	Lipscomb	8 10	
									171 H	Valparaiso	3 4	
									184 N	Indiana St.	17 7	
									201 A	Miami (OH)	7 8	
									201 A	Miami (OH)	6 8	
									201 A	Miami (OH)	4 9	
									246 A	Western Ky.	6 13	
									246 A	Western Ky.	4 3	
									246 A	Western Ky.	12 4	
									253 H	Evansville	0 1	
									253 H	Evansville	9 12	
									253 H	Evansville	1 8	
									264 N	Youngstown St.	13 7	
									281 H	Dayton	2 10	
									281 H	Dayton	4 2	
									65 A	DBU	2 10	
LAST 10 GAMES												
						99 A	Notre Dame	6 7	281 H	Dayton	7 2	
						253 H	Evansville	0 1	281 H	Dayton	4 2	
						253 H	Evansville	1 8	281 H	Dayton	2 10	
						253 H	Evansville	9 12	171 H	Valparaiso	3 4	
						148 H	Illinois	5 6	65 A	DBU	2 10	

Non-Div. I Games: III. Wesleyan 7 5

Illinois St.

RPI	S	Opponent	Score	
281	H	Dayton	7	2

Illinois St.

I  
l  
l  
i  
n  
o  
i  
s  
s  
t  
.

I  
l  
l  
i  
n  
o  
i  
s  
s  
t  
.



Average RPI Win: 273		WON-LOST RECORD		WINNING PCT. RANK		LAST 10 GAMES		STRENGTH OF SCHEDULE		OPP. STRENGTH OF SCHEDULE		TEAM RPI		ADJ RPI		CONF. RPI		ADJ CONF. RPI	
DIV. I ONLY		12-24-0		.33333 257		5-5-0		291		250		273		.42026 273		31		31	
DIV. I NON-CONF.		2-16-0		.11111 293		1-3-0		164		10		267		.43 267		31		31	
TOTALS		RPI 1-25		RPI 26-50		W-L RECORDS		RPI 51-100		RPI 101-150		RPI 150+							
12-24-0		0-2-0		0-4-0		OVERALL		0-2-0		0-1-0		12-15-0							
3-3-0		0-0-0		0-0-0		HOME		0-0-0		0-0-0		3-3-0							
9-21-0		0-2-0		0-4-0		AWAY		0-2-0		0-1-0		9-12-0							
0-0-0		0-0-0		0-0-0		NEUTRAL		0-0-0		0-0-0		0-0-0							
2-16-0		0-2-0		0-4-0		NON-CONFERENCE		0-2-0		0-1-0		2-7-0							
0-0-0		0-0-0		0-0-0		HOME		0-0-0		0-0-0		0-0-0							
2-16-0		0-2-0		0-0-		AWAY		0-2-0		0-1-0		2-7-0							
0-0-0		0-0-0		0-0-0		NEUTRAL		0-0-0		0-0-0		0-0-0							
10-8-0		0-0-0		0-0-0		CONFERENCE		0-0-0		0-0-0		10-8-0							
3-3-0		0-0-0		0-0-0		HOME		0-0-0		0-0-0		3-3-0							
7-5-0		0-0-0		0-0-0		AWAY		0-0-0		0-0-0		7-5-0							
0-0-0		0-0-0		0-0-0		NEUTRAL		0-0-0		0-0-0		0-0-0							
RPI	S	Opponent		Score		RPI	S	Opponent		Score		RPI	S	Opponent		Score			
15	A	Baylor		3	17	35	A	Louisiana Tech		0	11	56	A	Missouri		6	15		
16	A	Mississippi St.		8	11	35	A	Louisiana Tech		3	13	56	A	Missouri		1	13		
						35	A	Louisiana Tech		1	16								
						42	A	Ole Miss		6	14								
						LAST 10 GAMES													
						42	A	Ole Miss		6	14	56	A	Missouri		1	13		
						295	A	Alabama A&M		9	5	280	A	Grambling		5	11		
						295	A	Alabama A&M		5	4	280	A	Grambling		14	8		
						295	A	Alabama A&M		4	1	280	A	Grambling		3	4		
						56	A	Missouri		6	15	243	A	Little Rock		2	1		
												292	H	Southern U.		3	7		
												292	H	Southern U.		9	8		
												292	H	Southern U.		2	3		
												295	A	Alabama A&M		4	1		
												295	A	Alabama A&M		5	4		

Non-Div. I Games:

Ark.-Pine Bluff

Ark.-Pine Bluff

Average RPI Win:	262	WON-LOST RECORD	WINNING PCT. RANK	LAST 10 GAMES		STRENGTH OF SCHEDULE	OPP. STRENGTH OF SCHEDULE	TEAM RPI	ADJ RPI	CONF. RPI	ADJ CONF. RPI				
DIV. I ONLY		13-23-0	.36111	240	5-5-0	264	288	274	.42024	274	31	31			
DIV. I NON-CONF.		2-14-0	.125	289	2-2-0	81	196	249	.44132	249	31	31			
<hr/>															
TOTALS	RPI 1-25	RPI 26-50		W-L RECORDS		RPI 51-100		RPI 101-150		RPI 150+					
13-23-0	0-3-0	0-0-0		OVERALL		0-0-0		1-3-0		12-17-0					
9-2-0	0-0-0	0-0-0		HOME		0-0-0		0-0-0		9-2-0					
4-20-0	0-1-0	0-0-0		AWAY		0-0-0		1-3-0		3-13-0					
0-1-0	0-0-0	0-0-0		NEUTRAL		0-0-0		0-0-0		0-1-0					
2-14-0	0-3-0	0-0-0		NON-CONFERENCE		0-0-0		1-3-0		1-8-0					
0-0-0	0-0-0	0-0-0		HOME		0-0-0		0-0-0		0-0-0					
2-14-0	0-3-0	0-0-		AWAY		0-0-0		1-3-0		1-8-0					
0-0-0	0-0-0	0-0-0		NEUTRAL		0-0-0		0-0-0		0-0-0					
11-9-0	0-0-0	0-0-0		CONFERENCE		0-0-0		0-0-0		11-9-0					
9-2-0	0-0-0	0-0-0		HOME		0-0-0		0-0-0		9-2-0					
2-6-0	0-0-0	0-0-0		AWAY		0-0-0		0-0-0		2-6-0					
0-1-0	0-0-0	0-0-0		NEUTRAL		0-0-0		0-0-0		0-1-0					
RPI	S	Opponent	Score	RPI	S	Opponent	Score	RPI	S	Opponent	Score				
4	A	Texas Tech	4 8					122	A	Lamar University	2 5				
4	A	Texas Tech	7 14					137	A	SFA	0 14				
19	A	Houston	3 16					137	A	SFA	0 7				
								147	A	Houston Baptist	4 1				
								153	A	Nicholls St.	1 2				
								153	A	Nicholls St.	1 10				
								153	A	Nicholls St.	3 2				
								209	A	Jackson St.	4 12				
								209	A	Jackson St.	1 11				
								209	N	Jackson St.	0 15				
								231	A	UTRGV	0 9				
								231	A	UTRGV	2 12				
								231	A	UTRGV	4 5				
								231	A	UTRGV	4 11				
								260	A	Incarnate Word	9 17				
								260	A	Incarnate Word	5 7				
								273	H	Ark.-Pine Bluff	7 4				
								273	H	Ark.-Pine Bluff	11 14				
								273	H	Ark.-Pine Bluff	9 5				
								280	H	Grambling	5 6				
								280	H	Grambling	6 5				
								280	H	Grambling	12 11				
				LAST 10 GAMES											
				284	H	Prairie View	8 4	292	A	Southern U.	6 8	284	A	Prairie View	2 3
				284	H	Prairie View	3 0	147	A	Houston Baptist	4 1	284	A	Prairie View	8 0
				284	H	Prairie View	8 6	260	A	Incarnate Word	9 17	284	A	Prairie View	6 4
				292	A	Southern U.	5 8	153	A	Nicholls St.	3 2	284	H	Prairie View	8 4
				292	A	Southern U.	11 12	153	A	Nicholls St.	1 10	284	H	Prairie View	8 6

**Non-Div. I Games:**

Texas Southern

RPI	S	Opponent	Score	
284	H	Prairie View	3	0
292	A	Southern U.	6	8
292	A	Southern U.	11	12
292	A	Southern U.	5	8
292	H	Southern U.	11	1
292	H	Southern U.	9	1

Texas Southern

T  
e  
x  
a  
s  
S  
o  
u  
t  
h  
e  
r  
n

T  
e  
x  
a  
s  
S  
o  
u  
t  
h  
e  
r  
n

Average RPI Win: 227		WON-LOST	WINNING	LAST 10	STRENGTH OF		OPP. STRENGTH	TEAM	ADJ	CONF.	ADJ CONF.			
Average RPI Loss: 140		RECORD	PCT. RANK	GAMES	SCHEDULE		OF SCHEDULE	RPI	RPI	RPI	RPI			
DIV. I ONLY		8-27-1	.23611	284	0-0-1		191	219	275	.41896	275	9	9	
DIV. I NON-CONF.		4-16-1	.21429	272	0-0-1		221	269	283	.40436	283	10	10	
TOTALS		RPI 1-25	RPI 26-50		W-L RECORDS		RPI 51-100		RPI 101-150		RPI 150+			
8-27-1		0-1-0	0-5-0		OVERALL		0-3-0		1-5-0		7-13-1			
6-7-0		0-1-0	0-1-0		HOME		0-0-0		0-0-0		6-5-0			
2-20-1		0-0-0	0-4-0		AWAY		0-3-0		1-5-0		1-8-1			
0-0-0		0-0-0	0-0-0		NEUTRAL		0-0-0		0-0-0		0-0-0			
4-16-1		0-1-0	0-2-0		NON-CONFERENCE		0-0-0		0-3-0		4-10-1			
3-4-0		0-1-0	0-1-0		HOME		0-0-0		0-0-0		3-2-0			
1-12-1		0-0-0	0-0-		AWAY		0-0-0		0-3-0		1-8-1			
0-0-0		0-0-0	0-0-0		NEUTRAL		0-0-0		0-0-0		0-0-0			
4-11-0		0-0-0	0-3-0		CONFERENCE		0-3-0		1-2-0		3-3-0			
3-3-0		0-0-0	0-0-0		HOME		0-0-0		0-0-0		3-3-0			
1-8-0		0-0-0	0-3-0		AWAY		0-3-0		1-2-0		0-0-0			
0-0-0		0-0-0	0-0-0		NEUTRAL		0-0-0		0-0-0		0-0-0			
RPI	S	Opponent	Score		RPI	S	Opponent	Score		RPI	S	Opponent	Score	
1	H	Oregon St.	3	4	34	A	San Diego	2	3	80	A	Saint Mary's (CA)	5	6
					34	A	San Diego	1	2	80	A	Saint Mary's (CA)	5	11
					34	A	San Diego	2	8	80	A	Saint Mary's (CA)	5	7
					38	A	Oregon	1	6					
					38	H	Oregon	0	1					

Non-Div. I Games:

Portland

Average RPI Win: 230		WON-LOST	WINNING	LAST 10	STRENGTH OF	OPP. STRENGTH	TEAM	ADJ	CONF.	ADJ CONF.							
Average RPI Loss: 170		RECORD	PCT. RANK	GAMES	SCHEDULE	OF SCHEDULE	RPI	RPI	RPI	RPI							
DIV. I ONLY		8-25-0	.24242	282	2-8-0	229	257	276	.41559	276	22	22					
DIV. I NON-CONF.		6-18-0	.25	265	1-3-0	243	263	279	.41611	279	23	23					
<hr/>																	
TOTALS		RPI 1-25	RPI 26-50		W-L RECORDS		RPI 51-100		RPI 101-150		RPI 150+						
8-25-0		0-1-0	0-2-0		OVERALL		0-2-0		1-3-0		7-17-0						
2-5-0		0-0-0	0-1-0		HOME		0-0-0		0-0-0		2-4-0						
5-14-0		0-1-0	0-1-0		AWAY		0-1-0		1-3-0		4-8-0						
1-6-0		0-0-0	0-0-0		NEUTRAL		0-1-0		0-0-0		1-5-0						
6-18-0		0-1-0	0-2-0		NON-CONFERENCE		0-2-0		1-3-0		5-10-0						
1-3-0		0-0-0	0-1-0		HOME		0-0-0		0-0-0		1-2-0						
4-9-0		0-1-0	0-0-		AWAY		0-1-0		1-3-0		3-3-0						
1-6-0		0-0-0	0-0-0		NEUTRAL		0-1-0		0-0-0		1-5-0						
2-7-0		0-0-0	0-0-0		CONFERENCE		0-0-0		0-0-0		2-7-0						
1-2-0		0-0-0	0-0-0		HOME		0-0-0		0-0-0		1-2-0						
1-5-0		0-0-0	0-0-0		AWAY		0-0-0		0-0-0		1-5-0						
0-0-0		0-0-0	0-0-0		NEUTRAL		0-0-0		0-0-0		0-0-0						
RPI	S	Opponent		Score		RPI	S	Opponent		Score		RPI	S	Opponent		Score	
14	A	LSU		1 8		30	A	St. John's (NY)		3 14		57	A	Southeastern La.		1 11	
						30	H	St. John's (NY)		1 4							

Non-Div. I Games: LIU Post 3 1

Hofstra

RPI	S	Opponent	Score	
296	H	NYIT	14	3

Hofstra

H  
o  
f  
s  
t  
r  
a

H  
o  
f  
s  
t  
r  
a

Average RPI Win:	260	WON-LOST RECORD	WINNING PCT. RANK	LAST 10 GAMES	STRENGTH OF SCHEDULE	OPP. STRENGTH OF SCHEDULE	TEAM RPI	ADJ RPI	CONF. RPI	ADJ CONF. RPI					
Average RPI Loss:	243														
DIV. I ONLY		12-19-0	.3871	225	4-6-0	285	298	277	.41532	277	27	27			
DIV. I NON-CONF.		5-11-0	.3125	250	1-2-0	266	288	273	.42076	273	27	27			
<hr/>															
TOTALS	RPI 1-25	RPI 26-50		W-L RECORDS		RPI 51-100		RPI 101-150		RPI 150+					
12-19-0	0-0-0	0-0-0		OVERALL		0-0-0		0-0-0		12-19-0					
4-5-0	0-0-0	0-0-0		HOME		0-0-0		0-0-0		4-5-0					
8-13-0	0-0-0	0-0-0		AWAY		0-0-0		0-0-0		8-13-0					
0-1-0	0-0-0	0-0-0		NEUTRAL		0-0-0		0-0-0		0-1-0					
5-11-0	0-0-0	0-0-0		NON-CONFERENCE		0-0-0		0-0-0		5-11-0					
2-1-0	0-0-0	0-0-0		HOME		0-0-0		0-0-0		2-1-0					
3-9-0	0-0-0	0-0-		AWAY		0-0-0		0-0-0		3-9-0					
0-1-0	0-0-0	0-0-0		NEUTRAL		0-0-0		0-0-0		0-1-0					
7-8-0	0-0-0	0-0-0		CONFERENCE		0-0-0		0-0-0		7-8-0					
2-4-0	0-0-0	0-0-0		HOME		0-0-0		0-0-0		2-4-0					
5-4-0	0-0-0	0-0-0		AWAY		0-0-0		0-0-0		5-4-0					
0-0-0	0-0-0	0-0-0		NEUTRAL		0-0-0		0-0-0		0-0-0					
RPI	S	Opponent	Score	RPI	S	Opponent	Score	RPI	S	Opponent	Score				
								183	A	Delaware	5	15			
								202	A	George Washington	6	9			
								210	A	Navy	2	3			
								210	H	Navy	0	18			
								219	N	Rider	2	4			
								228	A	Charleston So.	1	3			
								228	A	Charleston So.	9	2			
								228	A	Charleston So.	2	3			
								234	A	Norfolk St.	3	1			
								234	A	Norfolk St.	1	3			
								234	A	Norfolk St.	5	4			
								234	H	Norfolk St.	2	3			
								234	H	Norfolk St.	19	3			
								234	H	Norfolk St.	4	6			
								236	A	Towson	6	7			
								236	H	Towson	8	1			
								242	A	The Citadel	7	1			
								242	A	The Citadel	0	4			
								242	A	The Citadel	5	6			
								269	A	La Salle	2	4			
								269	H	La Salle	4	2			
				LAST 10 GAMES				287	A	UMES	2	3			
				289	A	Fairleigh Dickinson	8 7	234	H	Norfolk St.	4 6	287	A	UMES	1 8
				290	A	Coppin St.	5 3	234	H	Norfolk St.	2 3	287	A	UMES	2 0
				290	A	Coppin St.	13 6	234	H	Norfolk St.	19 3	289	A	Fairleigh Dickinson	8 7
				290	A	Coppin St.	3 8	269	A	La Salle	2 4	290	A	Coppin St.	3 8
				236	A	Towson	6 7	287	A	UMES	2 3	290	A	Coppin St.	13 6

Non-Div. I Games:

Delaware St.



RPI	S	Opponent	Score	
290	A	Coppin St.	5	3
290	H	Coppin St.	7	9
290	H	Coppin St.	3	14
290	H	Coppin St.	15	5

Delaware St.

D  
e  
l  
a  
w  
a  
r  
e  
s  
t  
.

D  
e  
l  
a  
w  
a  
r  
e  
s  
t  
.

Average RPI Win:	205	WON-LOST	WINNING	LAST 10	STRENGTH OF	OPP. STRENGTH	TEAM	ADJ	CONF.	ADJ CONF.	
Average RPI Loss:	187	RECORD	PCT. RANK	GAMES	SCHEDULE	OF SCHEDULE	RPI	RPI	RPI	RPI	
DIV. I ONLY	12-22-1	.35714	243	4-5-1	276	199	278	.41508	278	25	25
DIV. I NON-CONF.	8-14-1	.36957	229	1-1-1	280	150	277	.41827	277	26	26
<hr/>											
TOTALS	RPI 1-25	RPI 26-50		W-L RECORDS		RPI 51-100		RPI 101-150		RPI 150+	
12-22-1	0-0-0	1-3-0		OVERALL		0-0-0		1-5-0		10-14-1	
7-10-1	0-0-0	0-0-0		HOME		0-0-0		1-4-0		6-6-1	
5-12-0	0-0-0	1-3-0		AWAY		0-0-0		0-1-0		4-8-0	
0-0-0	0-0-0	0-0-0		NEUTRAL		0-0-0		0-0-0		0-0-0	
<hr/>											
8-14-1	0-0-0	1-3-0		NON-CONFERENCE		0-0-0		1-2-0		6-9-1	
6-5-1	0-0-0	0-0-0		HOME		0-0-0		1-1-0		5-4-1	
2-9-0	0-0-0	1-0-		AWAY		0-0-0		0-1-0		1-5-0	
0-0-0	0-0-0	0-0-0		NEUTRAL		0-0-0		0-0-0		0-0-0	
<hr/>											
4-8-0	0-0-0	0-0-0		CONFERENCE		0-0-0		0-3-0		4-5-0	
1-5-0	0-0-0	0-0-0		HOME		0-0-0		0-3-0		1-2-0	
3-3-0	0-0-0	0-0-0		AWAY		0-0-0		0-0-0		3-3-0	
0-0-0	0-0-0	0-0-0		NEUTRAL		0-0-0		0-0-0		0-0-0	
<hr/>											
RPI	S	Opponent	Score	RPI	S	Opponent	Score	RPI	S	Opponent	Score
				43	A	Washington	4 2				
				48	A	Minnesota	7 11				
				48	A	Minnesota	4 13				
				48	A	Minnesota	3 6				
								123	H	New Mexico St.	2 6
								123	H	New Mexico St.	5 8
								123	H	New Mexico St.	4 6
								127	H	UC Irvine	2 3
								127	H	UC Irvine	8 2
								132	A	Washington St.	4 9
								184	H	Indiana St.	4 0
								205	H	SIUE	4 1
								205	H	SIUE	9 3
								205	H	SIUE	10 13
								205	H	SIUE	0 6
								213	A	Pacific	17 4
								213	A	Pacific	5 7
								213	A	Pacific	3 4
								213	A	Pacific	4 13
								231	A	UTRGV	9 12
								231	A	UTRGV	6 7
								231	A	UTRGV	6 5
								239	H	Sacred Heart	3 6
								239	H	Sacred Heart	6 3
								239	H	Sacred Heart	6 4
								239	H	Sacred Heart	5 12
				LAST 10 GAMES							
				132	A	Washington St.	4 9	247	A	Northern Colo.	10 11
				231	A	UTRGV	9 12	247	A	Northern Colo.	14 12
				231	A	UTRGV	6 7	275	H	Portland	10 10
				231	A	UTRGV	6 5	43	A	Washington	4 2
				247	A	Northern Colo.	10 1	123	H	New Mexico St.	4 6
								247	A	Portland	3 5
								275	A	Portland	3 6

Non-Div. I Games:

Seattle U

RPI	S	Opponent	Score	
275	H	Portland	10	10
282	H	Chicago St.	3	4
282	H	Chicago St.	7	2
282	H	Chicago St.	3	6

Seattle U

S  
e  
a  
t  
t  
l  
e  
U

S  
e  
a  
t  
t  
l  
e  
U

Average RPI Win: 233		WON-LOST	WINNING	LAST 10	STRENGTH OF		OPP. STRENGTH	TEAM	ADJ		CONF.	ADJ CONF.
Average RPI Loss: 191		RECORD	PCT. RANK	GAMES	SCHEDULE		OF SCHEDULE	RPI	RPI		RPI	RPI
DIV. I ONLY		10-18-0	.35714	243	5-5-0		281	274	279		29	29
DIV. I NON-CONF.		8-13-0	.38095	223	4-2-0		278	267	252		28	28
TOTALS		RPI 1-25	RPI 26-50		W-L RECORDS		RPI 51-100		RPI 101-150		RPI 150+	
10-18-0		0-0-0	0-1-0		OVERALL		0-1-0		0-1-0		10-15-0	
4-6-0		0-0-0	0-0-0		HOME		0-0-0		0-0-0		4-6-0	
4-10-0		0-0-0	0-1-0		AWAY		0-1-0		0-1-0		4-7-0	
2-2-0		0-0-0	0-0-0		NEUTRAL		0-0-0		0-0-0		2-2-0	
8-13-0		0-0-0	0-1-0		NON-CONFERENCE		0-1-0		0-1-0		8-10-0	
2-1-0		0-0-0	0-0-0		HOME		0-0-0		0-0-0		2-1-0	
4-10-0		0-0-0	0-0-		AWAY		0-1-0		0-1-0		4-7-0	
2-2-0		0-0-0	0-0-0		NEUTRAL		0-0-0		0-0-0		2-2-0	
2-5-0		0-0-0	0-0-0		CONFERENCE		0-0-0		0-0-0		2-5-0	
2-5-0		0-0-0	0-0-0		HOME		0-0-0		0-0-0		2-5-0	
0-0-0		0-0-0	0-0-0		AWAY		0-0-0		0-0-0		0-0-0	
0-0-0		0-0-0	0-0-0		NEUTRAL		0-0-0		0-0-0		0-0-0	
RPI S	Opponent	Score	RPI S	Opponent	Score	RPI S	Opponent	Score	RPI S	Opponent	Score	
			30 A	St. John's (NY)	2 6	92 A	Seton Hall	2 9	111 A	Rutgers	2 9	
									153 A	Nicholls St.	4 11	
									156 H	Bryant	0 1	
									156 H	Bryant	7 1	
									156 H	Bryant	4 5	
									156 H	Bryant	5 6	
									157 H	St. Bonaventure	6 5	
									157 H	St. Bonaventure	4 1	
									183 A	Delaware	6 19	
									183 A	Delaware	8 21	
									183 A	Delaware	7 15	
									185 N	Holy Cross	6 2	
									185 N	Holy Cross	2 3	
									219 A	Rider	14 7	
									236 A	Towson	3 6	
									236 A	Towson	1 2	
									236 A	Towson	2 3	
									268 H	Villanova	4 8	
									280 N	Grambling	19 3	
									289 H	Fairleigh Dickinson	3 0	
									289 H	Fairleigh Dickinson	2 4	
									289 H	Fairleigh Dickinson	5 7	
									292 N	Southern U.	4 11	
									296 A	NYIT	5 0	
									296 A	NYIT	4 0	
									297 A	Saint Peter's	9 2	
LAST 10 GAMES			268 H	Villanova	4 8	156 H	Bryant	5 6	292 N	Southern U.	4 11	
			157 H	St. Bonaventure	4 1	156 H	Bryant	4 5	296 A	NYIT	5 0	
			157 H	St. Bonaventure	6 5	156 H	Bryant	0 1	296 A	NYIT	4 0	
			219 A	Rider	14 7	156 H	Bryant	7 1	297 A	Saint Peter's	9 2	
			297 A	Saint Peter's	9 2	92 A	Seton Hall	2 9				

Non-Div. I Games:

Wagner

[illegible]

**Non-Div. I Games:**

**Wiley**

**16 5**

**Jarvis Christian**

**13      3**

Grambling

RPI	S	Opponent	Score	
292	N	Southern U.	11	5

Grambling

G  
r  
a  
m  
b  
l  
i  
n  
g

G  
r  
a  
m  
b  
l  
i  
n  
g

Average RPI Win: 218		WON-LOST RECORD	WINNING PCT. RANK		LAST 10 GAMES	STRENGTH OF SCHEDULE	OPP. STRENGTH OF SCHEDULE	TEAM RPI	ADJ RPI		CONF. RPI	ADJ CONF. RPI					
Average RPI Loss: 183																	
DIV. I ONLY		11-25-0	.30556	267	2-8-0	270	216	281	.4042	281	24	24					
DIV. I NON-CONF.		10-17-0	.37037	228	2-5-0	274	238	269	.42664	269	24	24					
<hr/>																	
TOTALS		RPI 1-25		RPI 26-50		W-L RECORDS		RPI 51-100		RPI 101-150		RPI 150+					
11-25-0		0-0-0		0-1-0		OVERALL		0-1-0		2-4-0		9-19-0					
6-9-0		0-0-0		0-0-0		HOME		0-0-0		1-1-0		5-8-0					
3-13-0		0-0-0		0-0-0		AWAY		0-1-0		0-2-0		3-10-0					
2-3-0		0-0-0		0-1-0		NEUTRAL		0-0-0		1-1-0		1-1-0					
10-17-0		0-0-0		0-1-0		NON-CONFERENCE		0-1-0		2-4-0		8-11-0					
5-4-0		0-0-0		0-0-0		HOME		0-0-0		1-1-0		4-3-0					
3-10-0		0-0-0		0-0-		AWAY		0-1-0		0-2-0		3-7-0					
2-3-0		0-0-0		0-1-0		NEUTRAL		0-0-0		1-1-0		1-1-0					
1-8-0		0-0-0		0-0-0		CONFERENCE		0-0-0		0-0-0		1-8-0					
1-5-0		0-0-0		0-0-0		HOME		0-0-0		0-0-0		1-5-0					
0-3-0		0-0-0		0-0-0		AWAY		0-0-0		0-0-0		0-3-0					
0-0-0		0-0-0		0-0-0		NEUTRAL		0-0-0		0-0-0		0-0-0					
RPI	S	Opponent	Score		RPI	S	Opponent	Score		RPI	S	Opponent	Score				
			33	N	Maryland	2	11	58	A	Wright St.	4	5	129	N	William & Mary	0	7
													130	A	Ball St.	3	4
													130	A	Ball St.	0	6
													130	H	Ball St.	3	2
													130	H	Ball St.	2	10
													140	N	UMass Lowell	13	8
													157	A	St. Bonaventure	4	6
													157	A	St. Bonaventure	14	18
													157	A	St. Bonaventure	0	9
													158	A	Furman	7	9
													158	A	Furman	3	9
													158	A	Furman	12	11
													180	A	Eastern Ky.	3	2
													195	H	Toledo	7	11
													198	A	Ohio	2	5
													200	H	George Mason	6	8
													200	H	George Mason	5	10
													200	H	George Mason	1	7
													201	A	Miami (OH)	6	7
													201	H	Miami (OH)	9	16
													206	N	UNC Asheville	6	12
													211	N	Georgetown	8	7
													252	H	Richmond	1	11
													252	H	Richmond	5	10
													252	H	Richmond	6	5
													255	H	Northern Ky.	10	3
													262	H	Bowling Green	3	1
<hr/>																	
LAST 10 GAMES																	
			195	H	Toledo	7	11	201	A	Miami (OH)	6	7	252	H	Richmond	1	11
			180	A	Eastern Ky.	3	2	201	H	Miami (OH)	9	16	252	H	Richmond	5	10
			200	H	George Mason	5	10	272	A	Illinois St.	2	7	252	H	Richmond	6	5
			200	H	George Mason	6	8	272	A	Illinois St.	2	4	255	H	Northern Ky.	10	3
			200	H	George Mason	1	7	272	A	Illinois St.	10	2	262	H	Bowling Green	3	1

Non-Div. I Games:

Dayton

RPI	S	Opponent	Score	
266	A	USC Upstate	20	21
271	H	Western Ill.	4	1
271	H	Western Ill.	5	7
271	H	Western Ill.	6	0
272	A	Illinois St.	10	2
272	A	Illinois St.	2	4
272	A	Illinois St.	2	7

Dayton

D  
a  
y  
t  
o  
n

D  
a  
y  
t  
o  
n



Average RPI Win: 232		WON-LOST	WINNING	LAST 10	STRENGTH OF		OPP. STRENGTH	TEAM	ADJ		CONF.	ADJ CONF.
Average RPI Loss: 175		RECORD	PCT. RANK	GAMES	SCHEDULE		OF SCHEDULE	RPI	RPI		RPI	RPI
DIV. I ONLY		8-25-0	.24242	282	2-8-0		241	271	283		.39936	25
DIV. I NON-CONF.		4-20-0	.16667	282	0-4-0		250	281	290		.38106	26
TOTALS		RPI 1-25	RPI 26-50		W-L RECORDS		RPI 51-100		RPI 101-150		RPI 150+	
8-25-0		0-0-0	0-0-0		OVERALL		0-2-0		1-8-0		7-15-0	
2-11-0		0-0-0	0-0-0		HOME		0-0-0		1-4-0		1-7-0	
3-8-0		0-0-0	0-0-0		AWAY		0-2-0		0-1-0		3-5-0	
3-6-0		0-0-0	0-0-0		NEUTRAL		0-0-0		0-3-0		3-3-0	
4-20-0		0-0-0	0-0-0		NON-CONFERENCE		0-2-0		0-6-0		4-12-0	
0-7-0		0-0-0	0-0-0		HOME		0-0-0		0-2-0		0-5-0	
1-7-0		0-0-0	0-0-		AWAY		0-2-0		0-1-0		1-4-0	
3-6-0		0-0-0	0-0-0		NEUTRAL		0-0-0		0-3-0		3-3-0	
4-5-0		0-0-0	0-0-0		CONFERENCE		0-0-0		1-2-0		3-3-0	
2-4-0		0-0-0	0-0-0		HOME		0-0-0		1-2-0		1-2-0	
2-1-0		0-0-0	0-0-0		AWAY		0-0-0		0-0-0		2-1-0	
0-0-0		0-0-0	0-0-0		NEUTRAL		0-0-0		0-0-0		0-0-0	
RPI S	Opponent	Score	RPI S	Opponent	Score	RPI S	Opponent	Score	RPI S	Opponent	Score	
						56 A	Missouri	6 7	118 H	Grand Canyon	3 4	
						99 A	Notre Dame	4 7	118 H	Grand Canyon	2 12	
									118 H	Grand Canyon	6 4	
									130 A	Ill.-Chicago	0 8	
									130 H	Ill.-Chicago	3 4	
									130 N	Ball St.	6 8	
									133 N	Northeastern	7 10	
									141 H	Butler	2 6	
									150 N	Canisius	1 8	
									159 H	Eastern Mich.	6 10	
									159 H	Eastern Mich.	2 5	
									171 A	Valparaiso	3 10	
									171 H	Valparaiso	1 13	
									180 A	Eastern Ky.	9 15	
									180 A	Eastern Ky.	3 10	
									180 A	Eastern Ky.	24 10	
									190 H	CSU Bakersfield	0 3	
									190 H	CSU Bakersfield	1 12	
									190 H	CSU Bakersfield	8 4	
									211 N	Georgetown	0 11	
									226 H	Milwaukee	1 15	
									250 N	South Dakota St.	1 3	
									256 H	Northern Ill.	0 4	
									256 N	Northern Ill.	11 1	
									256 N	Northern Ill.	7 6	
									257 A	Northwestern	0 2	
									278 A	Seattle U	6 3	
LAST 10 GAMES												
			171 A	Valparaiso	3 10	190 H	CSU Bakersfield	1 12	256 H	Northern Ill.	0 4	
			118 H	Grand Canyon	3 4	190 H	CSU Bakersfield	8 4	256 N	Northern Ill.	11 1	
			118 H	Grand Canyon	2 12	190 H	CSU Bakersfield	0 3	256 N	Northern Ill.	7 6	
			118 H	Grand Canyon	6 4	159 H	Eastern Mich.	2 5	257 A	Northwestern	0 2	
			226 H	Milwaukee	1 15	141 H	Butler	2 6	278 A	Seattle U	6 3	

Non-Div. I Games:

Chicago St.

RPI	S	Opponent	Score	
278	A	Seattle U	4	3
278	A	Seattle U	2	7
291	N	NJIT	2	7
298	N	Fort Wayne	7	5

Chicago St.

C  
h  
i  
c  
a  
g  
o  
s  
t  
.

C  
h  
i  
c  
a  
g  
o  
s  
t  
.

O  
m  
a  
h  
a

Omaha

Average RPI Win: 242		WON-LOST RECORD		WINNING PCT. RANK		LAST 10 GAMES		STRENGTH OF SCHEDULE		OPP. STRENGTH OF SCHEDULE		TEAM RPI		ADJ RPI		CONF. RPI		ADJ CONF. RPI	
DIV. I ONLY		8-26-0		.23529 285		3-6-0		255		284		282		.39584 284		31		31	
DIV. I NON-CONF.		2-16-0		.11111 293		1-2-0		46		218		251		.43322 259		31		31	
TOTALS		RPI 1-25		RPI 26-50		W-L RECORDS		RPI 51-100		RPI 101-150		RPI 150+							
8-26-0		0-4-0		0-1-0		OVERALL		0-0-0		2-3-0		6-18-0							
2-5-0		0-0-0		0-0-0		HOME		0-0-0		0-0-0		2-5-0							
5-19-0		0-4-0		0-1-0		AWAY		0-0-0		1-2-0		4-12-0							
1-2-0		0-0-0		0-0-0		NEUTRAL		0-0-0		1-1-0		0-1-0							
2-16-0		0-4-0		0-1-0		NON-CONFERENCE		0-0-0		2-3-0		0-8-0							
0-1-0		0-0-0		0-0-0		HOME		0-0-0		0-0-0		0-1-0							
1-14-0		0-4-0		0-0-		AWAY		0-0-0		1-2-0		0-7-0							
1-1-0		0-0-0		0-0-0		NEUTRAL		0-0-0		1-1-0		0-0-0							
6-10-0		0-0-0		0-0-0		CONFERENCE		0-0-0		0-0-0		6-10-0							
2-4-0		0-0-0		0-0-0		HOME		0-0-0		0-0-0		2-4-0							
4-5-0		0-0-0		0-0-0		AWAY		0-0-0		0-0-0		4-5-0							
0-1-0		0-0-0		0-0-0		NEUTRAL		0-0-0		0-0-0		0-1-0							
RPI	S	Opponent		Score		RPI	S	Opponent		Score		RPI	S	Opponent		Score			
17	A	McNeese		7	16	36	A	Texas A&M		2	9	115	A	UTSA		6	5		
17	A	McNeese		9	12							122	A	Lamar University		7	15		
17	A	McNeese		2	7							130	N	Ill.-Chicago		5	4		
19	A	Houston		0	8							130	N	Ill.-Chicago		1	6		
												139	A	New Orleans		0	14		
												167	A	Texas St.		1	10		
												207	H	A&M-Corpus Christi		5	11		
												231	A	UTRGV		0	4		
												231	A	UTRGV		3	10		
												231	A	UTRGV		0	11		
												231	A	UTRGV		1	6		
												235	A	Northwestern St.		1	16		
												260	A	Incarnate Word		1	11		
												273	H	Ark.-Pine Bluff		6	7		
												273	H	Ark.-Pine Bluff		8	3		
												273	H	Ark.-Pine Bluff		10	13		
												274	A	Texas Southern		4	8		
												274	A	Texas Southern		0	3		
												274	A	Texas Southern		6	8		
												274	H	Texas Southern		0	8		
												274	H	Texas Southern		4	6		
												274	H	Texas Southern		3	2		
												280	A	Grambling		10	0		
												280	A	Grambling		7	5		
												280	A	Grambling		1	6		
												280	A	Grambling		1	6		
												285	N	Alcorn		3	11		
												292	A	Southern U.		14	6		
Non-Div. I Games:		Jarvis Christian		2	5	Huston-Tillotson		12	11	Huston-Tillotson		9	0	Arlington Baptist		4	1		
		Jarvis Christian		8	7	Arlington Baptist		4	3	Prairie View									

RPI	S	Opponent	Score	
292	A	Southern U.	5	6
292	A	Southern U.	8	6

Prairie View

P  
r  
a  
i  
r  
i  
e  
V  
i  
e  
w

P  
r  
a  
i  
r  
i  
e  
V  
i  
e  
w

Average RPI Win: 249		WON-LOST	WINNING	LAST 10	STRENGTH OF		OPP. STRENGTH	TEAM	ADJ		CONF.	ADJ CONF.							
Average RPI Loss: 185		RECORD	PCT. RANK	GAMES	SCHEDULE		OF SCHEDULE	RPI	RPI		RPI	RPI							
DIV. I ONLY		9-23-0	.28125	275	2-8-0		274	278	285		31	31							
DIV. I NON-CONF.		2-12-0	.14286	285	0-4-0		43	131	257		31	31							
<hr/>																			
TOTALS		RPI 1-25	RPI 26-50		W-L RECORDS		RPI 51-100		RPI 101-150		RPI 150+								
9-23-0		0-2-0	0-0-0		OVERALL		0-0-0		2-6-0		7-15-0								
4-7-0		0-0-0	0-0-0		HOME		0-0-0		2-2-0		2-5-0								
2-15-0		0-2-0	0-0-0		AWAY		0-0-0		0-4-0		2-9-0								
3-1-0		0-0-0	0-0-0		NEUTRAL		0-0-0		0-0-0		3-1-0								
2-12-0		0-2-0	0-0-0		NON-CONFERENCE		0-0-0		2-6-0		0-4-0								
2-3-0		0-0-0	0-0-0		HOME		0-0-0		2-2-0		0-1-0								
0-9-0		0-2-0	0-0-		AWAY		0-0-0		0-4-0		0-3-0								
0-0-0		0-0-0	0-0-0		NEUTRAL		0-0-0		0-0-0		0-0-0								
7-11-0		0-0-0	0-0-0		CONFERENCE		0-0-0		0-0-0		7-11-0								
2-4-0		0-0-0	0-0-0		HOME		0-0-0		0-0-0		2-4-0								
2-6-0		0-0-0	0-0-0		AWAY		0-0-0		0-0-0		2-6-0								
3-1-0		0-0-0	0-0-0		NEUTRAL		0-0-0		0-0-0		3-1-0								
RPI	S	Opponent	Score		RPI	S	Opponent	Score		RPI	S	Opponent	Score						
13	A	Arkansas	3	11						104	A	Memphis	7	18					
13	A	Arkansas	2	3						139	A	New Orleans	6	7					
										139	A	New Orleans	0	14					
										139	A	New Orleans	0	10					
										141	H	Butler	2	3					
										141	H	Butler	0	5					
										141	H	Butler	13	8					
										141	H	Butler	5	1					
										153	A	Nicholls St.	6	7					
										153	A	Nicholls St.	5	13					
										178	A	Alabama	1	18					
										192	A	Alabama St.	4	6					
										192	A	Alabama St.	4	9					
										192	A	Alabama St.	0	10					
										204	H	Murray St.	8	11					
										209	A	Jackson St.	4	16					
										209	A	Jackson St.	6	11					
										209	N	Jackson St.	5	4					
										280	N	Grambling	1	4					
										284	N	Prairie View	11	3					
										292	N	Southern U.	6	5					
					LAST 10 GAMES					294	A	Mississippi Val.	11	3					
					178	A	Alabama	1	18	192	A	Alabama St.	4	6	294	A	Mississippi Val.	13	0
					294	A	Mississippi Val.	13	0	192	A	Alabama St.	4	9	294	A	Mississippi Val.	3	5
					294	A	Mississippi Val.	3	5	192	A	Alabama St.	0	10	294	H	Mississippi Val.	3	2
					294	A	Mississippi Val.	11	3	153	A	Nicholls St.	6	7	294	H	Mississippi Val.	4	3
					104	A	Memphis	7	18	153	A	Nicholls St.	5	13	294	H	Mississippi Val.	1	5

Non-Div. I Games:

Alcorn

RPI	S	Opponent	Score
295	H	Alabama A&M	0 4
295	H	Alabama A&M	0 7
295	H	Alabama A&M	10 13

Alcorn

A  
l  
c  
o  
r  
n

A  
l  
c  
o  
r  
n

# L e h i g h

Lehigh






RPI	S	Opponent	Score	
291	H	NJIT	2	1
291	H	NJIT	15	4
291	H	NJIT	8	4
291	H	NJIT	11	6
296	A	NYIT	4	6
297	H	Saint Peter's	10	3

Lehigh

L  
e  
h  
i  
g  
h

L  
e  
h  
i  
g  
h

**Non-Div. I Games:**

 Tie,  Loss,  Non-Conf, S Site, H Home, A Away, N Neutral Page 354

RPI	S	Opponent	Score	
290	H	Coppin St.	2	4
290	H	Coppin St.	3	7
290	H	Coppin St.	6	3
299	A	Mt. St. Mary's	0	2
299	A	Mt. St. Mary's	1	2

UMES

U  
M  
E  
S

U  
M  
E  
S

Average RPI Win:	272	WON-LOST RECORD	WINNING PCT. RANK	LAST 10 GAMES	STRENGTH OF SCHEDULE	OPP. STRENGTH OF SCHEDULE	TEAM RPI	ADJ RPI	CONF. RPI	ADJ CONF. RPI	
DIV. I ONLY	10-25-0	.28571	273	1-9-0	261	267	288	.3838	288	27	27
DIV. I NON-CONF.	9-14-0	.3913	214	0-4-0	284	295	288	.38754	287	27	27
<hr/>											
TOTALS	RPI 1-25	RPI 26-50		W-L RECORDS		RPI 51-100		RPI 101-150		RPI 150+	
10-25-0	0-0-0	0-2-0		OVERALL		1-7-0		0-5-0		9-11-0	
10-12-0	0-0-0	0-1-0		HOME		1-2-0		0-2-0		9-7-0	
0-13-0	0-0-0	0-1-0		AWAY		0-5-0		0-3-0		0-4-0	
0-0-0	0-0-0	0-0-0		NEUTRAL		0-0-0		0-0-0		0-0-0	
9-14-0	0-0-0	0-2-0		NON-CONFERENCE		0-2-0		0-5-0		9-5-0	
9-7-0	0-0-0	0-1-0		HOME		0-0-0		0-2-0		9-4-0	
0-7-0	0-0-0	0-0-		AWAY		0-2-0		0-3-0		0-1-0	
0-0-0	0-0-0	0-0-0		NEUTRAL		0-0-0		0-0-0		0-0-0	
1-11-0	0-0-0	0-0-0		CONFERENCE		1-5-0		0-0-0		0-6-0	
1-5-0	0-0-0	0-0-0		HOME		1-2-0		0-0-0		0-3-0	
0-6-0	0-0-0	0-0-0		AWAY		0-3-0		0-0-0		0-3-0	
0-0-0	0-0-0	0-0-0		NEUTRAL		0-0-0		0-0-0		0-0-0	
RPI	S	Opponent	Score	RPI	S	Opponent	Score	RPI	S	Opponent	Score
				31	A	Mercer	2 12	66	H	Bethune-Cookman	0 1
				31	H	Mercer	0 6	66	H	Bethune-Cookman	4 8
								66	H	Bethune-Cookman	8 7
								71	A	Jacksonville	7 9
								75	A	Florida A&M	3 4
								75	A	Florida A&M	5 7
								75	A	Florida A&M	6 15
								100	A	Georgia	3 12
								</			

Non-Div. I Games:

Savannah St.

Average RPI Win: 287		WON-LOST RECORD		WINNING PCT. RANK		LAST 10 GAMES		STRENGTH OF SCHEDULE		OPP. STRENGTH OF SCHEDULE		TEAM RPI		ADJ RPI		CONF. RPI		ADJ CONF. RPI	
DIV. I ONLY		10-18-0		.35714 243		6-4-0		299		290		289		.3685 289		29		29	
DIV. I NON-CONF.		3-14-0		.17647 278		1-1-0		295		290		299		.33719 299		28		28	
TOTALS		RPI 1-25		RPI 26-50		W-L RECORDS		RPI 51-100		RPI 101-150		RPI 150+							
10-18-0		0-0-0		0-0-0		OVERALL		0-0-0		0-7-0		10-11-0							
7-2-0		0-0-0		0-0-0		HOME		0-0-0		0-0-0		7-2-0							
3-14-0		0-0-0		0-0-0		AWAY		0-0-0		0-6-0		3-8-0							
0-2-0		0-0-0		0-0-0		NEUTRAL		0-0-0		0-1-0		0-1-0							
3-14-0		0-0-0		0-0-0		NON-CONFERENCE		0-0-0		0-7-0		3-7-0							
3-2-0		0-0-0		0-0-0		HOME		0-0-0		0-0-0		3-2-0							
0-10-0		0-0-0		0-0-		AWAY		0-0-0		0-6-0		0-4-0							
0-2-0		0-0-0		0-0-0		NEUTRAL		0-0-0		0-1-0		0-1-0							
7-4-0		0-0-0		0-0-0		CONFERENCE		0-0-0		0-0-0		7-4-0							
4-0-0		0-0-0		0-0-0		HOME		0-0-0		0-0-0		4-0-0							
3-4-0		0-0-0		0-0-0		AWAY		0-0-0		0-0-0		3-4-0							
0-0-0		0-0-0		0-0-0		NEUTRAL		0-0-0		0-0-0		0-0-0							
RPI	S	Opponent		Score	RPI	S	Opponent		Score	RPI	S	Opponent		Score					
										134	A	Xavier		9	22				
										134	A	Xavier		3	15				
										134	A	Xavier		5	8				
										140	N	UMass Lowell		9	12				
										145	A	Saint Louis		2	5				
										145	A	Saint Louis		5	7				
										145	A	Saint Louis		0	8				
										191	A	Davidson		2	5				
										237	H	Siena		7	9				
										239	A	Sacred Heart		13	8				
										239	A	Sacred Heart		5	6				
										239	A	Sacred Heart		9	15				
										239	A	Sacred Heart		5	6				
										277	H	Delaware St.		7	8				
										279	A	Wagner		4	2				
										279	A	Wagner		7	5				
										279	A	Wagner		0	3				
										286	N	Lehigh		8	16				
										288	A	Savannah St.		4	6				
										288	A	Savannah St.		2	3				
										288	A	Savannah St.		9	10				
LAST 10 GAMES										291	H	NJIT		14	7				
										297	H	Saint Peter's		10	9				
										299	H	Mt. St. Mary's		13	6				
										299	H	Mt. St. Mary's		15	2				
										299	H	Mt. St. Mary's		6	5				
										299	H	Mt. St. Mary's		4	1				
										299	H	Mt. St. Mary's		5	2				

Non-Div. I Games:

Fairleigh Dickinson

Fairleigh Dickinson

Average RPI Win:	278	WON-LOST RECORD	WINNING PCT. RANK	LAST 10 GAMES	STRENGTH OF SCHEDULE	OPP. STRENGTH OF SCHEDULE	TEAM RPI	ADJ RPI	CONF. RPI	ADJ CONF. RPI			
DIV. I ONLY		9-23-0	.28125	275	4-6-0	297	286	290	.36618	290	27	27	
DIV. I NON-CONF.		3-14-0	.17647	278	2-2-0	286	283	291	.36459	291	27	27	
<hr/>													
TOTALS	RPI 1-25	RPI 26-50		W-L RECORDS		RPI 51-100		RPI 101-150		RPI 150+			
9-23-0	0-0-0	0-0-0		OVERALL		0-3-0		0-0-0		9-20-0			
3-9-0	0-0-0	0-0-0		HOME		0-0-0		0-0-0		3-9-0			
5-11-0	0-0-0	0-0-0		AWAY		0-3-0		0-0-0		5-8-0			
1-3-0	0-0-0	0-0-0		NEUTRAL		0-0-0		0-0-0		1-3-0			
3-14-0	0-0-0	0-0-0		NON-CONFERENCE		0-3-0		0-0-0		3-11-0			
1-2-0	0-0-0	0-0-0		HOME		0-0-0		0-0-0		1-2-0			
1-9-0	0-0-0	0-0-		AWAY		0-3-0		0-0-0		1-6-0			
1-3-0	0-0-0	0-0-0		NEUTRAL		0-0-0		0-0-0		1-3-0			
6-9-0	0-0-0	0-0-0		CONFERENCE		0-0-0		0-0-0		6-9-0			
2-7-0	0-0-0	0-0-0		HOME		0-0-0		0-0-0		2-7-0			
4-2-0	0-0-0	0-0-0		AWAY		0-0-0		0-0-0		4-2-0			
0-0-0	0-0-0	0-0-0		NEUTRAL		0-0-0		0-0-0		0-0-0			
RPI	S	Opponent	Score	RPI	S	Opponent	Score	RPI	S	Opponent	Score		
						77 A	Southern California	2		202 A	George Washington	7	20
						77 A	Southern California	4		210 A	Navy	3	11
						77 A	Southern California	2		211 A	Georgetown	4	14
										211 H	Georgetown	5	6
										214 A	James Madison	1	12
										214 A	James Madison	2	16
										220 A	UMBC	10	4
										223 N	Harvard	2	6
										223 N	Harvard	3	14
										234 H	Norfolk St.	2	16
										234 H	Norfolk St.	3	5
										234 H	Norfolk St.	5	7
										236 A	Towson	5	7
										277 A	Delaware St.	9	7
										277 A	Delaware St.	14	3
										277 A	Delaware St.	5	15
										277 H	Delaware St.	6	13
										277 H	Delaware St.	8	3
										277 H	Delaware St.	3	5
										286 H	Lehigh	9	18
										287 A	UMES	3	6
										287 A	UMES	7	3
										287 A	UMES	4	2
										287 H	UMES	1	0
										287 H	UMES	3	4
										287 H	UMES	4	7
										210 A	Navy	3	11
										293 N	Lafayette	5	6
			LAST 10 GAMES										
						299 H	Mt. St. Mary's	9	6	220 A	UMBC	10	4
						202 A	George Washington	7	20	287 H	UMES	4	7
						277 H	Delaware St.	3	5	287 H	UMES	1	0
						277 H	Delaware St.	6	13	287 H	UMES	3	4
						277 H	Delaware St.	8	3	287 H	UMES	4	7
						210 A	Navy	3	11	293 N	Lafayette	5	6

**Non-Div. I Games:**

Coppin St.

RPI	S	Opponent	Score	
293	N	Lafayette	3	1
299	H	Mt. St. Mary's	9	6

Coppin St.

C  
o  
p  
p  
i  
n  
s  
t  
.

C  
o  
p  
p  
i  
n  
s  
t  
.



Average RPI Win: 240		WON-LOST	WINNING	LAST 10	STRENGTH OF		OPP. STRENGTH	TEAM	ADJ	CONF.	ADJ CONF.
Average RPI Loss: 205		RECORD	PCT. RANK	GAMES	SCHEDULE		OF SCHEDULE	RPI	RPI	RPI	RPI
DIV. I ONLY		4-28-0	.125	296	1-9-0		272	277	291	.36114	291
DIV. I NON-CONF.		4-19-0	.17391	280	1-1-0		293	296	295	.35579	295
TOTALS		RPI 1-25	RPI 26-50		W-L RECORDS		RPI 51-100		RPI 101-150		RPI 150+
4-28-0	0-0-0	0-0-0		OVERALL		0-3-0		0-4-0		4-21-0	
1-3-0	0-0-0	0-0-0		HOME		0-3-0		0-0-0		1-0-0	
2-23-0	0-0-0	0-0-0		AWAY		0-0-0		0-3-0		2-20-0	
1-2-0	0-0-0	0-0-0		NEUTRAL		0-0-0		0-1-0		1-1-0	
4-19-0	0-0-0	0-0-0		NON-CONFERENCE		0-0-0		0-1-0		4-18-0	
1-0-0	0-0-0	0-0-0		HOME		0-0-0		0-0-0		1-0-0	
2-17-0	0-0-0	0-0-		AWAY		0-0-0		0-0-0		2-17-0	
1-2-0	0-0-0	0-0-0		NEUTRAL		0-0-0		0-1-0		1-1-0	
0-9-0	0-0-0	0-0-0		CONFERENCE		0-3-0		0-3-0		0-3-0	
0-3-0	0-0-0	0-0-0		HOME		0-3-0		0-0-0		0-0-0	
0-6-0	0-0-0	0-0-0		AWAY		0-0-0		0-3-0		0-3-0	
0-0-0	0-0-0	0-0-0		NEUTRAL		0-0-0		0-0-0		0-0-0	
RPI S	Opponent	Score	RPI S	Opponent	Score	RPI S	Opponent	Score	RPI S	Opponent	Score
						71 H Jacksonville	11	13	126 A North Florida	8	13
						71 H Jacksonville	3	4	126 A North Florida	1	16
						71 H Jacksonville	3	5	126 A North Florida	3	6
									150 N Canisius	1	6
									168 A High Point	5	6
									168 A High Point	0	11
									168 A High Point	4	2
									202 A George Washington	2	8
									202 A George Washington	1	4
									202 A George Washington	2	6
									214 A James Madison	2	14
									214 A James Madison	11	5
									214 A James Madison	6	20
									214 A James Madison	8	9
									219 A Rider	1	8
									221 A Stetson	2	3
									221 A Stetson	2	13
									221 A Stetson	2	4
									265 A N.C. Central	3	7
									265 A N.C. Central	1	10
									265 A N.C. Central	3	4
									282 N Chicago St.	7	2
									286 A Lehigh	4	15
									286 A Lehigh	4	8
									286 A Lehigh	6	11
									286 A Lehigh	1	2
									289 A Fairleigh Dickinson	7	14
LAST 10 GAMES						71 H Jacksonville	3	5	286 A Lehigh	4	15
						126 A North Florida	3	6	286 A Lehigh	4	8
						126 A North Florida	1	16	286 A Lehigh	6	11
						126 A North Florida	8	13	286 A Lehigh	1	2
						71 H Jacksonville	3	4	289 A Fairleigh Dickinson	7	14

Non-Div. I Games:

NJIT

RPI	S	Opponent	Score	
297	H	Saint Peter's	17	1
298	N	Fort Wayne	3	5

NJIT

N  
J  
I  
T

N  
J  
I  
T

Average RPI Win:	269	WON-LOST RECORD	WINNING PCT. RANK	LAST 10 GAMES	STRENGTH OF SCHEDULE	OPP. STRENGTH OF SCHEDULE	TEAM RPI	ADJ RPI	CONF. RPI	ADJ CONF. RPI										
Average RPI Loss:	234																			
DIV. I ONLY	9-20-0	.31034	266	4-3-0	298	292	293	.36069	292	31	31									
DIV. I NON-CONF.	1-7-0	.125	289	0-0-0	253	192	289	.38136	289	31	31									
<hr/>																				
TOTALS	RPI 1-25	RPI 26-50		W-L RECORDS		RPI 51-100		RPI 101-150		RPI 150+										
9-20-0	0-0-0	0-0-0		OVERALL		0-0-0		0-4-0		9-16-0										
6-4-0	0-0-0	0-0-0		HOME		0-0-0		0-0-0		6-4-0										
2-12-0	0-0-0	0-0-0		AWAY		0-0-0		0-4-0		2-8-0										
1-4-0	0-0-0	0-0-0		NEUTRAL		0-0-0		0-0-0		1-4-0										
<hr/>																				
1-7-0	0-0-0	0-0-0		NON-CONFERENCE		0-0-0		0-4-0		1-3-0										
0-0-0	0-0-0	0-0-0		HOME		0-0-0		0-0-0		0-0-0										
0-5-0	0-0-0	0-0-		AWAY		0-0-0		0-4-0		0-1-0										
1-2-0	0-0-0	0-0-0		NEUTRAL		0-0-0		0-0-0		1-2-0										
<hr/>																				
8-13-0	0-0-0	0-0-0		CONFERENCE		0-0-0		0-0-0		8-13-0										
6-4-0	0-0-0	0-0-0		HOME		0-0-0		0-0-0		6-4-0										
2-7-0	0-0-0	0-0-0		AWAY		0-0-0		0-0-0		2-7-0										
0-2-0	0-0-0	0-0-0		NEUTRAL		0-0-0		0-0-0		0-2-0										
<hr/>																				
RPI	S	Opponent	Score	RPI	S	Opponent	Score	RPI	S	Opponent	Score									
								104	A	Memphis	1	11								
								104	A	Memphis	3	5								
								104	A	Memphis	5	9								
								139	A	New Orleans	0	5								
								153	A	Nicholls St.	9	10								
								209	A	Jackson St.	4	5								
								209	H	Jackson St.	13	8								
								238	N	LIU Brooklyn	4	9								
								273	A	Ark.-Pine Bluff	7	3								
								273	A	Ark.-Pine Bluff	8	9								
								273	A	Ark.-Pine Bluff	3	2								
								274	A	Texas Southern	1	9								
								274	A	Texas Southern	1	11								
								274	H	Texas Southern	8	6								
								274	H	Texas Southern	8	5								
								274	H	Texas Southern	12	11								
								276	N	Hofstra	2	4								
								279	N	Wagner	11	4								
								280	A	Grambling	5	8								
								280	A	Grambling	8	14								
								280	A	Grambling	4	15								
																280	H	Grambling	3	11
																280	H	Grambling	6	9
																280	H	Grambling	3	2
																280	N	Grambling	5	11
284	H	Prairie View	6	14																
								284	H	Prairie View	6	5								
<hr/>																				
LAST 10 GAMES																				
280 A Grambling				8	14	274 H Texas Southern				8	6									
280 A Grambling				5	8	273 A Ark.-Pine Bluff				7	3									
280 A Grambling				4	15	273 A Ark.-Pine Bluff				8	9									
274 H Texas Southern				8	5	273 A Ark.-Pine Bluff				3	2									
274 H Texas Southern				12	11	209 A Jackson St.				4	5									

Non-Div. I Games: Loyola (LA) 2 1 LSU-Alexandria 7 1 Loyola (LA) 13 6

Southern U.

Southern U.

Southern U.

Southern U.

Average RPI Win:	211	WON-LOST	WINNING	LAST 10	STRENGTH OF	OPP. STRENGTH	TEAM	ADJ	CONF.	ADJ CONF.			
Average RPI Loss:	216	RECORD	PCT. RANK	GAMES	SCHEDULE	OF SCHEDULE	RPI	RPI	RPI	RPI			
DIV. I ONLY		3-37-0	.075	298	0-10-0	214	297	295	.35875	293	28	28	
DIV. I NON-CONF.		2-26-0	.07143	297	0-2-0	242	294	296	.35475	296	30	30	
<hr/>													
TOTALS	RPI 1-25	RPI 26-50		W-L RECORDS		RPI 51-100		RPI 101-150		RPI 150+			
3-37-0	0-0-0	0-0-0		OVERALL		1-0-0		0-5-0		2-32-0			
1-5-0	0-0-0	0-0-0		HOME		0-0-0		0-1-0		1-4-0			
0-24-0	0-0-0	0-0-0		AWAY		0-0-0		0-3-0		0-21-0			
2-8-0	0-0-0	0-0-0		NEUTRAL		1-0-0		0-1-0		1-7-0			
<hr/>													
2-26-0	0-0-0	0-0-0		NON-CONFERENCE		1-0-0		0-5-0		1-21-0			
0-2-0	0-0-0	0-0-0		HOME		0-0-0		0-1-0		0-1-0			
0-16-0	0-0-0	0-0-		AWAY		0-0-0		0-3-0		0-13-0			
2-8-0	0-0-0	0-0-0		NEUTRAL		1-0-0		0-1-0		1-7-0			
<hr/>													
1-11-0	0-0-0	0-0-0		CONFERENCE		0-0-0		0-0-0		1-11-0			
1-3-0	0-0-0	0-0-0		HOME		0-0-0		0-0-0		1-3-0			
0-8-0	0-0-0	0-0-0		AWAY		0-0-0		0-0-0		0-8-0			
0-0-0	0-0-0	0-0-0		NEUTRAL		0-0-0		0-0-0		0-0-0			
<hr/>													
RPI	S	Opponent	Score	RPI	S	Opponent	Score	RPI	S	Opponent	Score		
								99	N	Notre Dame	10	2	
								111	H	Rutgers	4	28	
								129	A	William & Mary	1	16	
								129	A	William & Mary	5	6	
								129	A	William & Mary	4	5	
								145	N	Saint Louis	6	24	
								175	A	UNCG	7	25	
								175	A	UNCG	2	14	
								175	A	UNCG	7	8	
								175	A	UNCG	8	11	
								210	A	Navy	6	9	
								210	A	Navy	1	4	
								210	A	Navy	6	10	
								210	A	Navy	1	7	
								211	N	Georgetown	6	13	
								211	N	Georgetown	4	10	
								211	N	Georgetown	7	14	
								219	A	Rider	0	2	
								222	A	Monmouth	4	5	
								223	N	Harvard	1	13	
								223	N	Harvard	0	6	
								233	A	Penn	1	4	
LAST 10 GAMES								233	A	Penn	2	3	
								222	A	Monmouth	4	5	
								263	A	Bucknell	5	8	
								263	A	Bucknell	10	11	
								263	A	Bucknell	5	6	
								263	A	Bucknell	1	4	
								222	H	Rutgers	4	28	
210	A	Navy	6	9									
210	A	Navy	1	7									
210	A	Navy	6	10									
210	A	Navy	1	4									
233	A	Penn	1	2									
233	A	Penn	3	13									
233	H	Penn	8	9									
245	H	Army West Point	10	6									
245	H	Army West Point	5	10									

**Non-Div. I Games:**

Lafayette

RPI	S	Opponent	Score
245	H	Army West Point	4 5
245	H	Army West Point	9 10
248	A	Saint Joseph's	1 11
260	A	Incarnate Word	5 6
260	N	Incarnate Word	3 4
263	A	Bucknell	1 4
263	A	Bucknell	5 6
263	A	Bucknell	10 11
263	A	Bucknell	5 8
289	A	Fairleigh Dickinson	9 10
290	N	Coppin St.	1 3
290	N	Coppin St.	6 5

Lafayette

L  
a  
f  
a  
y  
e  
t  
t  
e

L  
a  
f  
a  
y  
e  
t  
t  
e

Average RPI Win: 267		WON-LOST	WINNING	LAST 10	STRENGTH OF		OPP. STRENGTH	TEAM	ADJ	CONF.	ADJ CONF.
Average RPI Loss: 213		RECORD	PCT. RANK	GAMES	SCHEDULE		OF SCHEDULE	RPI	RPI	RPI	RPI
DIV. I ONLY		5-23-0	.17857	293	1-8-0		280	295	292	.35801	294
DIV. I NON-CONF.		1-9-0	.1	296	0-3-0		177	286	287	.38683	288
TOTALS		RPI 1-25	RPI 26-50		W-L RECORDS		RPI 51-100		RPI 101-150		RPI 150+
5-23-0		0-1-0	0-0-0		OVERALL		0-0-0		0-2-0		5-20-0
1-12-0		0-0-0	0-0-0		HOME		0-0-0		0-0-0		1-12-0
4-11-0		0-1-0	0-0-0		AWAY		0-0-0		0-2-0		4-8-0
0-0-0		0-0-0	0-0-0		NEUTRAL		0-0-0		0-0-0		0-0-0
1-9-0		0-1-0	0-0-0		NON-CONFERENCE		0-0-0		0-2-0		1-6-0
0-4-0		0-0-0	0-0-0		HOME		0-0-0		0-0-0		0-4-0
1-5-0		0-1-0	0-0-		AWAY		0-0-0		0-2-0		1-2-0
0-0-0		0-0-0	0-0-0		NEUTRAL		0-0-0		0-0-0		0-0-0
4-14-0		0-0-0	0-0-0		CONFERENCE		0-0-0		0-0-0		4-14-0
1-8-0		0-0-0	0-0-0		HOME		0-0-0		0-0-0		1-8-0
3-6-0		0-0-0	0-0-0		AWAY		0-0-0		0-0-0		3-6-0
0-0-0		0-0-0	0-0-0		NEUTRAL		0-0-0		0-0-0		0-0-0
RPI S	Opponent	Score		RPI S	Opponent	Score		RPI S	Opponent	Score	
16 A	Mississippi St.	0	5						104 A	Memphis	4 13
									137 A	SFA	2 8
									153 A	Nicholls St.	3 4
									155 A	Central Ark.	2 9
									173 A	Arkansas St.	10 9
									192 H	Alabama St.	6 7
									192 H	Alabama St.	2 14
									192 H	Alabama St.	5 7
									209 A	Jackson St.	6 13
									209 A	Jackson St.	2 9
									209 A	Jackson St.	8 9
									209 H	Jackson St.	0 6
									209 H	Jackson St.	3 5
									209 H	Jackson St.	2 3
									267 H	North Dakota St.	4 7
									267 H	North Dakota St.	3 9
									267 H	North Dakota St.	4 10
									267 H	North Dakota St.	6 9
									285 A	Alcorn	2 3
									285 A	Alcorn	5 1
									285 A	Alcorn	3 4
									285 H	Alcorn	5 3
									285 H	Alcorn	0 13
									285 H	Alcorn	3 11
									295 A	Alabama A&M	6 9
									295 A	Alabama A&M	6 4
									295 A	Alabama A&M	4 3
LAST 10 GAMES											
				285 H	Alcorn	0	13	209 A	Jackson St.	8	9
				285 H	Alcorn	5	3	209 A	Jackson St.	2	9
				285 H	Alcorn	3	11	153 A	Nicholls St.	3	4
				16 A	Mississippi St.	0	5	137 A	SFA	2	8
				209 A	Jackson St.	6	13	192 H	Alabama St.	5	7

Non-Div. I Games: Delta St. 1 8 Delta St. 4 15

Mississippi Val.

Average RPI Win: 278		WON-LOST RECORD		WINNING PCT. RANK		LAST 10 GAMES		STRENGTH OF SCHEDULE		OPP. STRENGTH OF SCHEDULE		TEAM RPI		ADJ RPI		CONF. RPI		ADJ CONF. RPI	
DIV. I ONLY		8-31-0		.20513 291		0-9-0		292		291		294		.35735 295		31		31	
DIV. I NON-CONF.		3-18-0		.14286 285		0-2-0		275		293		293		.35663 293		31		31	
TOTALS		RPI 1-25		RPI 26-50		W-L RECORDS		RPI 51-100		RPI 101-150		RPI 150+							
8-31-0		0-0-0		0-0-0		OVERALL		0-6-0		0-0-0		8-25-0							
3-13-0		0-0-0		0-0-0		HOME		0-1-0		0-0-0		3-12-0							
5-17-0		0-0-0		0-0-0		AWAY		0-5-0		0-0-0		5-12-0							
0-1-0		0-0-0		0-0-0		NEUTRAL		0-0-0		0-0-0		0-1-0							
3-18-0		0-0-0		0-0-0		NON-CONFERENCE		0-6-0		0-0-0		3-12-0							
2-3-0		0-0-0		0-0-0		HOME		0-1-0		0-0-0		2-2-0							
1-15-0		0-0-0		0-0-		AWAY		0-5-0		0-0-0		1-10-0							
0-0-0		0-0-0		0-0-0		NEUTRAL		0-0-0		0-0-0		0-0-0							
5-13-0		0-0-0		0-0-0		CONFERENCE		0-0-0		0-0-0		5-13-0							
1-10-0		0-0-0		0-0-0		HOME		0-0-0		0-0-0		1-10-0							
4-2-0		0-0-0		0-0-0		AWAY		0-0-0		0-0-0		4-2-0							
0-1-0		0-0-0		0-0-0		NEUTRAL		0-0-0		0-0-0		0-1-0							
RPI S	Opponent	Score		RPI S	Opponent	Score		RPI S	Opponent	Score		RPI S	Opponent	Score					
								60 A	South Ala.	1	11	167 A	Texas St.	0	10				
								70 A	Morehead St.	6	13	167 A	Texas St.	2	7				
								70 A	Morehead St.	2	12	167 A	Texas St.	3	8				
								73 A	Tennessee Tech	3	17	180 A	Eastern Ky.	6	16				
								73 H	Tennessee Tech	4	10	180 A	Eastern Ky.	0	19				
								97 A	Samford	3	11	192 A	Alabama St.	4	5				
												192 A	Alabama St.	5	2				
												192 A	Alabama St.	2	14				
												192 H	Alabama St.	3	5				
												192 H	Alabama St.	2	11				
												192 N	Alabama St.	2	9				
												208 A	UAB	2	8				
												208 A	UAB	1	7				
												209 H	Jackson St.	2	14				
												209 H	Jackson St.	3	9				
												209 H	Jackson St.	3	6				
												273 H	Ark.-Pine Bluff	4	5				
												273 H	Ark.-Pine Bluff	5	9				
												273 H	Ark.-Pine Bluff	1	4				
												285 A	Alcorn	13	10				
												285 A	Alcorn	7	0				
												285 A	Alcorn	4	0				
												288 A	Savannah St.	4	6				
												288 A	Savannah St.	0	10				
												288 A	Savannah St.	1	17				
												288 A	Savannah St.	4	3				
												294 H	Mississippi Val.	9	6				
Non-Div. I Games:				North Ala.				1	12	North Ala.				6	10	Alabama A&M			



RPI	S	Opponent	Score	
294	H	Mississippi Val.	4	6
294	H	Mississippi Val.	3	4
298	H	Fort Wayne	6	10
298	H	Fort Wayne	1	15
298	H	Fort Wayne	5	3
298	H	Fort Wayne	8	6

Alabama A&M

A  
l  
a  
b  
a  
m  
a  
A  
&  
M

A  
l  
a  
b  
a  
m  
a  
A  
&  
M

NYIT

NYIT

RPI	S	Opponent	Score	
279	H	Wagner	0	5
286	H	Lehigh	6	4

Average RPI Win:	0	WON-LOST	WINNING	LAST 10	STRENGTH OF	OPP. STRENGTH	TEAM	ADJ	CONF.	ADJ CONF.	
Average RPI Loss:	191	RECORD	PCT. RANK	GAMES	SCHEDULE	OF SCHEDULE	RPI	RPI	RPI	RPI	
DIV. I ONLY	0-20-0	0	299	0-10-0	204	293	297	.34366	297	26	26
DIV. I NON-CONF.	0-11-0	0	299	0-4-0	230	291	297	.34263	297	25	25
<hr/>											
TOTALS	RPI 1-25	RPI 26-50		W-L RECORDS		RPI 51-100		RPI 101-150		RPI 150+	
0-20-0	0-0-0	0-1-0		OVERALL		0-3-0		0-0-0		0-16-0	
0-5-0	0-0-0	0-0-0		HOME		0-0-0		0-0-0		0-5-0	
0-14-0	0-0-0	0-0-0		AWAY		0-3-0		0-0-0		0-11-0	
0-1-0	0-0-0	0-1-0		NEUTRAL		0-0-0		0-0-0		0-0-0	
0-11-0	0-0-0	0-1-0		NON-CONFERENCE		0-3-0		0-0-0		0-7-0	
0-2-0	0-0-0	0-0-0		HOME		0-0-0		0-0-0		0-2-0	
0-8-0	0-0-0	0-0-		AWAY		0-3-0		0-0-0		0-5-0	
0-1-0	0-0-0	0-1-0		NEUTRAL		0-0-0		0-0-0		0-0-0	
0-9-0	0-0-0	0-0-0		CONFERENCE		0-0-0		0-0-0		0-9-0	
0-3-0	0-0-0	0-0-0		HOME		0-0-0		0-0-0		0-3-0	
0-6-0	0-0-0	0-0-0		AWAY		0-0-0		0-0-0		0-6-0	
0-0-0	0-0-0	0-0-0		NEUTRAL		0-0-0		0-0-0		0-0-0	
RPI	S	Opponent	Score	RPI	S	Opponent	Score	RPI	S	Opponent	Score
				30	N	St. John's (NY)	9 12	59	A	Louisiana	0 10
								59	A	Louisiana	0 4
								59	A	Louisiana	1 6
								172	A	Niagara	1 8
								172	A	Niagara	0 7
								172	A	Niagara	2 3
								197	A	Fairfield	1 7
								197	A	Fairfield	2 3
								197	A	Fairfield	4 6
								219	H	Rider	1 15
								219	H	Rider	4 28
								219	H	Rider	0 7
								230	A	Fordham	2 5
								230	A	Fordham	5 7
								238	H	LIU Brooklyn	10 12
								279	H	Wagner	2 9
								286	A	Lehigh	3 10
								289	A	Fairleigh Dickinson	6 13
								291	A	NJIT	1 17
<hr/>											
LAST 10 GAMES											
				289	A	Fairleigh Dickinson	6 13	279	H	Wagner	2 9
				291	A	NJIT	1 17	219	H	Rider	0 7
				197	A	Fairfield	4 6	219	H	Rider	4 28
				197	A	Fairfield	2 3	219	H	Rider	1 15
				197	A	Fairfield	1 7	230	A	Fordham	5 7

Non-Div. I Games:

Saint Peter's

Average RPI Win: 288		WON-LOST RECORD		WINNING PCT. RANK		LAST 10 GAMES		STRENGTH OF SCHEDULE		OPP. STRENGTH OF SCHEDULE		TEAM RPI		ADJ RPI		CONF. RPI		ADJ CONF. RPI	
DIV. I ONLY		4-27-0		.12903 294		0-8-0		294		289		298		.33566 298		30		30	
DIV. I NON-CONF.		3-13-0		.1875 276		0-1-0		298		289		292		.3584 292		29		29	
TOTALS		RPI 1-25		RPI 26-50		W-L RECORDS		RPI 51-100		RPI 101-150		RPI 150+							
4-27-0		0-1-0		0-0-0		OVERALL		0-3-0		0-5-0		4-18-0							
0-7-0		0-0-0		0-0-0		HOME		0-3-0		0-1-0		0-3-0							
3-17-0		0-1-0		0-0-0		AWAY		0-0-0		0-2-0		3-14-0							
1-3-0		0-0-0		0-0-0		NEUTRAL		0-0-0		0-2-0		1-1-0							
3-13-0		0-1-0		0-0-0		NON-CONFERENCE		0-0-0		0-5-0		3-7-0							
0-1-0		0-0-0		0-0-0		HOME		0-0-0		0-1-0		0-0-0							
2-9-0		0-1-0		0-0-		AWAY		0-0-0		0-2-0		2-6-0							
1-3-0		0-0-0		0-0-0		NEUTRAL		0-0-0		0-2-0		1-1-0							
1-14-0		0-0-0		0-0-0		CONFERENCE		0-3-0		0-0-0		1-11-0							
0-6-0		0-0-0		0-0-0		HOME		0-3-0		0-0-0		0-3-0							
1-8-0		0-0-0		0-0-0		AWAY		0-0-0		0-0-0		1-8-0							
0-0-0		0-0-0		0-0-0		NEUTRAL		0-0-0		0-0-0		0-0-0							
RPI	S	Opponent		Score		RPI	S	Opponent		Score		RPI	S	Opponent		Score			
5	A	Louisville		2	12					98	H	Oral Roberts	1	3	141	A	Butler	0	2
										98	H	Oral Roberts	2	14	141	A	Butler	3	13
										98	H	Oral Roberts	1	15	141	H	Butler	3	10
															150	N	Canisius	4	8
															150	N	Canisius	6	13
															243	A	Little Rock	1	5
															243	A	Little Rock	5	9
															243	A	Little Rock	2	17
															243	A	Little Rock	2	3
															250	A	South Dakota St.	6	10
															250	A	South Dakota St.	2	12
															250	A	South Dakota St.	0	1
															267	A	North Dakota St.	1	2
															267	A	North Dakota St.	2	12
															267	A	North Dakota St.	4	6
															271	A	Western Ill.	5	6
															271	A	Western Ill.	5	1
															271	A	Western Ill.	1	4
															282	N	Chicago St.	5	7
															283	H	Omaha	1	4
															283	H	Omaha	1	14
															283	H	Omaha	8	9
															291	N	NJIT	5	3
															295	A	Alabama A&M	6	8
															295	A	Alabama A&M	3	5
															295	A	Alabama A&M	15	1
															295	A	Alabama A&M	10	6
Non-Div. I Games:		Goshen		6	4	Cleary		12	1	Ind.-South Bend		10	11	Fort Wayne					

M  
t  
.  
S  
t  
.  
M  
a  
r  
y  
:  
S

Mt. St. Mary's

RPI	S	Opponent	Score
289	A	Fairleigh Dickinson	1 4
289	A	Fairleigh Dickinson	2 5
289	A	Fairleigh Dickinson	5 6
290	A	Coppin St.	6 9

Mt. St. Mary's

M  
t  
.  
S  
t  
.  
M  
a  
r  
y  
'  
s

M  
t  
.  
S  
t  
.  
M  
a  
r  
y  
'  
s