

Average RPI Win:		95	WON-LOST RECORD		WINNING PCT. RANK		LAST 15 GAMES		STRENGTH OF SCHEDULE		OPP. STRENGTH OF SCHEDULE		TEAM RPI	ADJ RPI		CONF. RPI	ADJ CONF. RPI		
DIV. I ONLY			34-5-0		.87179 1		11-4-0		1		11		1	.66862 1		1	1		
DIV. I NON-CONF.			23-1-0		.95833 1		4-0-0		10		21		1	.67631 1		2	2		
TOTALS		RPI 1-25		RPI 26-50		W-L RECORDS		RPI 51-100		RPI 101-150		RPI 150+							
34-5-0		11-5-0		0-0-0		OVERALL		9-0-0		6-0-0		8-0-0							
23-2-0		6-2-0		0-0-0		HOME		7-0-0		3-0-0		7-0-0							
9-3-0		4-3-0		0-0-0		AWAY		2-0-0		3-0-0		0-0-0							
2-0-0		1-0-0		0-0-0		NEUTRAL		0-0-0		0-0-0		1-0-0							
23-1-0		6-1-0		0-0-0		NON-CONFERENCE		9-0-0		0-0-0		8-0-0							
16-0-0		2-0-0		0-0-0		HOME		7-0-0		0-0-0		7-0-0							
5-1-0		3-1-0		0-0-		AWAY		2-0-0		0-0-0		0-0-0							
2-0-0		1-0-0		0-0-0		NEUTRAL		0-0-0		0-0-0		1-0-0							
11-4-0		5-4-0		0-0-0		CONFERENCE		0-0-0		6-0-0		0-0-0							
7-2-0		4-2-0		0-0-0		HOME		0-0-0		3-0-0		0-0-0							
4-2-0		1-2-0		0-0-0		AWAY		0-0-0		3-0-0		0-0-0							
0-0-0		0-0-0		0-0-0		NEUTRAL		0-0-0		0-0-0		0-0-0							
RPI	S	Opponent		Score		RPI	S	Opponent		Score		RPI	S	Opponent		Score			
3	A	Miami (FL)		5	0			72	A	North Florida		6	2	106	H	Missouri		6	2
3	A	Miami (FL)		3	5			72	H	North Florida		5	4	106	H	Missouri		4	3
3	A	Miami (FL)		7	3			82	H	Jacksonville		3	1	106	H	Missouri		7	5
5	H	Texas A&M		7	4			82	H	Jacksonville		7	2	110	A	Arkansas		9	2
5	H	Texas A&M		7	2			90	H	FGCU		4	2	110	A	Arkansas		12	8
5	H	Texas A&M		10	7			90	H	FGCU		8	4	110	A	Arkansas		8	2
9	A	Florida St.		8	2			90	H	FGCU		12	3	169	H	Eastern Mich.		12	4
9	H	Florida St.		6	0			100	A	UCF		9	5	169	N	Eastern Mich.		8	7
9	N	Florida St.		3	2			100	H	UCF		4	0	223	H	Harvard		9	2
17	H	Mississippi St.		1	2									223	H	Harvard		16	5
17	H	Mississippi St.		4	10									223	H	Harvard		3	1
17	H	Mississippi St.		8	2									229	H	Dartmouth		4	3
20	A	Kentucky		12	5									229	H	Dartmouth		7	0
20	A	Kentucky		4	7									229	H	Dartmouth		8	6
20	A	Kentucky		4	5														
23	H	Fla. Atlantic		2	1														
LAST 15 GAMES																			
82	H	Jacksonville		3	1	17	H	Mississippi St.		8	2								
110	A	Arkansas		8	2	82	H	Jacksonville		7	2								
110	A	Arkansas		9	2	5	H	Texas A&M		10	7								
110	A	Arkansas		12	8														
9	A	Florida St.		8	2														

Non-Div. I Games:

Florida

17 H Mississippi St.	1	2
17 H Mississippi St.	4	10

F
l
o
r
i
d
a

F
l
o
r
i
d
a

Average RPI Win:	96	WON-LOST RECORD		WINNING PCT. RANK		LAST 15 GAMES		STRENGTH OF SCHEDULE		OPP. STRENGTH OF SCHEDULE		TEAM RPI		ADJ RPI		CONF. RPI		ADJ CONF. RPI					
DIV. I ONLY		30-7-0		.81081	3	13-2-0		13		3		2		.64254	2	2		2					
DIV. I NON-CONF.		17-2-0		.89474	5	4-0-0		97		8		3		.62942	3	1		1					
TOTALS		RPI 1-25		RPI 26-50		W-L RECORDS		RPI 51-100		RPI 101-150		RPI 150+											
30-7-0		8-6-0		5-1-0		OVERALL		7-0-0		1-0-0		9-0-0											
24-1-0		4-0-0		5-1-0		HOME		6-0-0		1-0-0		8-0-0											
6-6-0		4-6-0		0-0-0		AWAY		1-0-0		0-0-0		1-0-0											
0-0-0		0-0-0		0-0-0		NEUTRAL		0-0-0		0-0-0		0-0-0											
17-2-0		3-2-0		0-0-0		NON-CONFERENCE		7-0-0		1-0-0		6-0-0											
13-0-0		1-0-0		0-0-0		HOME		6-0-0		1-0-0		5-0-0											
4-2-0		2-2-0		0-0-		AWAY		1-0-0		0-0-0		1-0-0											
0-0-0		0-0-0		0-0-0		NEUTRAL		0-0-0		0-0-0		0-0-0											
13-5-0		5-4-0		5-1-0		CONFERENCE		0-0-0		0-0-0		3-0-0											
11-1-0		3-0-0		5-1-0		HOME		0-0-0		0-0-0		3-0-0											
2-4-0		2-4-0		0-0-0		AWAY		0-0-0		0-0-0		0-0-0											
0-0-0		0-0-0		0-0-0		NEUTRAL		0-0-0		0-0-0		0-0-0											
RPI	S	Opponent		Score		RPI	S	Opponent		Score		RPI	S	Opponent		Score		RPI	S	Opponent		Score	
3	A	Miami (FL)		4	3	33	H	Notre Dame		8	2	76	A	Western Ky.		17	0	131	H	Longwood		10	1
3	A	Miami (FL)		3	6	33	H	Notre Dame		4	3	76	H	Western Ky.		14	2	173	H	Xavier		11	1
3	A	Miami (FL)		4	8	33	H	Notre Dame		1	0	79	H	Princeton		9	1	189	H	Virginia Tech		9	3
6	A	Ole Miss		5	6	40	H	Virginia		3	6	79	H	Princeton		4	2	189	H	Virginia Tech		8	4
6	A	Ole Miss		4	0	40	H	Virginia		11	4	79	H	Princeton		11	0	189	H	Virginia Tech		13	0
6	A	Ole Miss		2	4	40	H	Virginia		15	0	83	H	Wright St.		9	1	216	H	Eastern Ky.		14	2
9	A	Florida St.		5	16							97	H	Morehead St.		9	5	236	H	SIUE		10	1
9	A	Florida St.		7	12													236	H	SIUE		21	4
9	A	Florida St.		7	1													236	H	SIUE		12	0
11	H	Clemson		7	2													255	A	Purdue		9	4
11	H	Clemson		15	2																		
11	H	Clemson		9	8																		
20	A	Kentucky		9	6																		
20	H	Kentucky		7	6																		
LAST 15 GAMES																							
20	H	Kentucky		7	6	9	A	Florida St.		7	12												
11	H	Clemson		9	8	20	A	Kentucky		9	6												
11	H	Clemson		7	2	189	H	Virginia Tech		9	3												
11	H	Clemson		15	2																		
76	H	Western Ky.		14	2																		

Non-Div. I Games:

Louisville

9 A Florida St.	5	16
9 A Florida St.	7	1

L
o
u
i
s
v
i
l
l
e

L
o
u
i
s
v
i
l
l
e

Average RPI Win:	90	WON-LOST	WINNING	LAST 15	STRENGTH OF	OPP. STRENGTH	TEAM	ADJ	CONF.	ADJ CONF.	
Average RPI Loss:	48	RECORD	PCT. RANK	GAMES	SCHEDULE	OF SCHEDULE	RPI	RPI	RPI	RPI	
DIV. I ONLY	27-5-0	.84375	2	0-0-0	14	1	3	.64228	3	2	2
DIV. I NON-CONF.	14-2-0	.875	8	0-0-0	70	4	6	.61213	6	1	1
TOTALS	RPI 1-25	RPI 26-50	W-L RECORDS	RPI 51-100	RPI 101-150	RPI 150+					
27-5-0	9-3-0	3-1-0	OVERALL	7-0-0	0-0-0	8-1-0					
20-3-0	9-3-0	0-0-0	HOME	5-0-0	0-0-0	6-0-0					
7-2-0	0-0-0	3-1-0	AWAY	2-0-0	0-0-0	2-1-0					
0-0-0	0-0-0	0-0-0	NEUTRAL	0-0-0	0-0-0	0-0-0					
14-2-0	1-2-0	0-0-0	NON-CONFERENCE	7-0-0	0-0-0	6-0-0					
12-2-0	1-2-0	0-0-0	HOME	5-0-0	0-0-0	6-0-0					
2-0-0	0-0-0	0-0-	AWAY	2-0-0	0-0-0	0-0-0					
0-0-0	0-0-0	0-0-0	NEUTRAL	0-0-0	0-0-0	0-0-0					
13-3-0	8-1-0	3-1-0	CONFERENCE	0-0-0	0-0-0	2-1-0					
8-1-0	8-1-0	0-0-0	HOME	0-0-0	0-0-0	0-0-0					
5-2-0	0-0-0	3-1-0	AWAY	0-0-0	0-0-0	2-1-0					
0-0-0	0-0-0	0-0-0	NEUTRAL	0-0-0	0-0-0	0-0-0					
RPI S Opponent	Score	RPI S Opponent	Score	RPI S Opponent	Score	RPI S Opponent	Score				
1 H Florida	5 3	33 A Notre Dame	10 2	63 H Rutgers	4 1	171 H Stetson	4 2				
1 H Florida	0 5	46 A Duke	5 12	63 H Rutgers	2 0	189 A Virginia Tech	3 14				
1 H Florida	3 7	46 A Duke	9 0	63 H Rutgers	8 1	189 A Virginia Tech	11 6				
2 H Louisville	6 3	46 A Duke	14 2	90 A FGCU	4 0	189 A Virginia Tech	7 2				
2 H Louisville	8 4			90 H FGCU	6 2	209 H Manhattan	14 4				
2 H Louisville	3 4			100 A UCF	5 2	209 H Manhattan	7 4				
11 H Clemson	9 8			100 H UCF	8 4	209 H Manhattan	10 0				
11 H Clemson	5 4					214 H Bethune-Cookman	5 4				
11 H Clemson	10 5					268 H Maine	6 2				
16 H North Carolina	10 4										
16 H North Carolina	7 3										
16 H North Carolina	7 4										
LAST 15 GAMES											
46 A Duke	9 0	16 H North Carolina	7 3								
46 A Duke	5 12	16 H North Carolina	10 4								
46 A Duke	14 2	11 H Clemson	10 5								
100 H UCF	8 4										
33 A Notre Dame	10 2										

Non-Div. I Games: St. Thomas (FL) 7 6 Nova Southeastern 8 3

Miami (FL)

90	A	FGCU	4	0
16	H	North Carolina	7	4

M
i
a
m
i
(
F
L
)

M
i
a
m
i
(
F
L
)

Average RPI Win:	124	WON-LOST RECORD	WINNING PCT. RANK	LAST 15 GAMES	STRENGTH OF SCHEDULE	OPP. STRENGTH OF SCHEDULE	TEAM RPI	ADJ RPI	CONF. RPI	ADJ CONF. RPI				
DIV. I ONLY		29-8-0	.78378	6	9-6-0	12	35	4	.62774	4	1	1		
DIV. I NON-CONF.		18-4-0	.81818	13	1-2-0	66	91	13	.59419	13	2	2		
<hr/>														
TOTALS	RPI 1-25	RPI 26-50		W-L RECORDS		RPI 51-100		RPI 101-150		RPI 150+				
29-8-0	6-5-0	1-3-0		OVERALL		6-0-0		4-0-0		12-0-0				
22-1-0	2-0-0	0-1-0		HOME		6-0-0		4-0-0		10-0-0				
7-5-0	4-3-0	1-2-0		AWAY		0-0-0		0-0-0		2-0-0				
0-2-0	0-2-0	0-0-0		NEUTRAL		0-0-0		0-0-0		0-0-0				
18-4-0	2-3-0	0-1-0		NON-CONFERENCE		3-0-0		1-0-0		12-0-0				
16-1-0	2-0-0	0-1-0		HOME		3-0-0		1-0-0		10-0-0				
2-1-0	0-1-0	0-0-		AWAY		0-0-0		0-0-0		2-0-0				
0-2-0	0-2-0	0-0-0		NEUTRAL		0-0-0		0-0-0		0-0-0				
11-4-0	4-2-0	1-2-0		CONFERENCE		3-0-0		3-0-0		0-0-0				
6-0-0	0-0-0	0-0-0		HOME		3-0-0		3-0-0		0-0-0				
5-4-0	4-2-0	1-2-0		AWAY		0-0-0		0-0-0		0-0-0				
0-0-0	0-0-0	0-0-0		NEUTRAL		0-0-0		0-0-0		0-0-0				
RPI	S	Opponent	Score		RPI	S	Opponent	Score		RPI	S	Opponent	Score	
6	A	Ole Miss	4	0	31	H	Col. of Charleston	5	6	60	H	Tennessee	7	4
6	A	Ole Miss	9	5	37	A	Georgia	4	13	60	H	Tennessee	7	6
6	A	Ole Miss	5	1	37	A	Georgia	3	5	60	H	Tennessee	4	3
11	A	Clemson	1	4	37	A	Georgia	3	1	87	H	Penn St.	16	5
11	H	Clemson	8	1						87	H	Penn St.	7	1
11	N	Clemson	0	5						87	H	Penn St.	4	2
13	A	Vanderbilt	6	10										
13	A	Vanderbilt	3	6										
13	A	Vanderbilt	4	0										
15	H	Coastal Caro.	4	2										
16	N	North Carolina	0	15										
<hr/>														
LAST 15 GAMES														
37	A	Georgia	3	5	15	H	Coastal Caro.	4	2					
37	A	Georgia	4	13	13	A	Vanderbilt	6	10					
37	A	Georgia	3	1	13	A	Vanderbilt	4	0					
16	N	North Carolina	0	15										
60	H	Tennessee	4	3										

Non-Div. I Games:

South Carolina

60	H	Tennessee	7	4
60	H	Tennessee	7	6

S
o
u
t
h
C
a
r
o
l
l
i
n
a

S
o
u
t
h
C
a
r
o
l
l
i
n
a

Average RPI Win: 118		WON-LOST	WINNING	LAST 15	STRENGTH OF	OPP. STRENGTH	TEAM	ADJ	CONF.	ADJ CONF.							
Average RPI Loss: 38		RECORD	PCT. RANK	GAMES	SCHEDULE	OF SCHEDULE	RPI	RPI	RPI	RPI							
DIV. I ONLY		30-7-0	.81081	3	10-5-0	39	5	5	.62671	5	1	1					
DIV. I NON-CONF.		20-2-0	.90909	2	3-1-0	188	72	10	.60212	10	2	2					
<hr/>																	
TOTALS		RPI 1-25		RPI 26-50		W-L RECORDS		RPI 51-100		RPI 101-150		RPI 150+					
30-7-0		5-5-0		4-0-0		OVERALL		4-0-0		6-2-0		11-0-0					
22-1-0		2-1-0		4-0-0		HOME		3-0-0		2-0-0		11-0-0					
8-6-0		3-4-0		0-0-0		AWAY		1-0-0		4-2-0		0-0-0					
0-0-0		0-0-0		0-0-0		NEUTRAL		0-0-0		0-0-0		0-0-0					
20-2-0		0-1-0		1-0-0		NON-CONFERENCE		4-0-0		4-1-0		11-0-0					
17-0-0		0-0-0		1-0-0		HOME		3-0-0		2-0-0		11-0-0					
3-2-0		0-1-0		0-0-		AWAY		1-0-0		2-1-0		0-0-0					
0-0-0		0-0-0		0-0-0		NEUTRAL		0-0-0		0-0-0		0-0-0					
10-5-0		5-4-0		3-0-0		CONFERENCE		0-0-0		2-1-0		0-0-0					
5-1-0		2-1-0		3-0-0		HOME		0-0-0		0-0-0		0-0-0					
5-4-0		3-3-0		0-0-0		AWAY		0-0-0		2-1-0		0-0-0					
0-0-0		0-0-0		0-0-0		NEUTRAL		0-0-0		0-0-0		0-0-0					
RPI	S	Opponent		Score		RPI	S	Opponent		Score		RPI	S	Opponent		Score	
1	A	Florida		2 7		35	H	Northwestern St.		7 6		65	H	Fresno St.		3 2	
1	A	Florida		7 10		37	H	Georgia		15 1		65	H	Fresno St.		4 3	
1	A	Florida		4 7		37	H	Georgia		10 2		65	H	Fresno St.		12 1	
14	H	LSU		3 1		37	H	Georgia		5 0		66	A	Houston		7 2	
14	H	LSU		2 3													
14	H	LSU		6 1													
17	A	Mississippi St.		10 3													
17	A	Mississippi St.		10 5													
17	A	Mississippi St.		10 6													
18	A	Rice		3 4													

Non-Div. I Games:

Texas A&M

37	H	Georgia	10	2
37	H	Georgia	15	1

T
e
x
a
s
A
&
M

T
e
x
a
s
A
&
M

Average RPI Win: 119		WON-LOST RECORD		WINNING PCT. RANK		LAST 15 GAMES		STRENGTH OF SCHEDULE		OPP. STRENGTH OF SCHEDULE		TEAM RPI		ADJ RPI		CONF. RPI		ADJ CONF. RPI	
DIV. I ONLY		27-10-0		.72973 19		7-8-0		10		28		6		.61431 6		1		1	
DIV. I NON-CONF.		20-2-0		.90909 2		2-1-0		34		55		2		.63215 2		2		2	
TOTALS		RPI 1-25		RPI 26-50		W-L RECORDS		RPI 51-100		RPI 101-150		RPI 150+							
27-10-0		5-7-0		1-2-0		OVERALL		4-1-0		8-0-0		9-0-0							
16-5-0		2-5-0		0-0-0		HOME		2-0-0		4-0-0		8-0-0							
8-5-0		2-2-0		1-2-0		AWAY		2-1-0		2-0-0		1-0-0							
3-0-0		1-0-0		0-0-0		NEUTRAL		0-0-0		2-0-0		0-0-0							
20-2-0		4-2-0		0-0-0		NON-CONFERENCE		2-0-0		5-0-0		9-0-0							
13-2-0		2-2-0		0-0-0		HOME		2-0-0		1-0-0		8-0-0							
4-0-0		1-0-0		0-0-		AWAY		0-0-0		2-0-0		1-0-0							
3-0-0		1-0-0		0-0-0		NEUTRAL		0-0-0		2-0-0		0-0-0							
7-8-0		1-5-0		1-2-0		CONFERENCE		2-1-0		3-0-0		0-0-0							
3-3-0		0-3-0		0-0-0		HOME		0-0-0		3-0-0		0-0-0							
4-5-0		1-2-0		1-2-0		AWAY		2-1-0		0-0-0		0-0-0							
0-0-0		0-0-0		0-0-0		NEUTRAL		0-0-0		0-0-0		0-0-0							
RPI S	Opponent	Score		RPI S	Opponent	Score		RPI S	Opponent	Score		RPI S	Opponent	Score					
2 H	Louisville	6	5	45 A	Alabama	4	0	55 H	Southeast Mo. St.	6	4	110 H	Arkansas	8	7				
2 H	Louisville	0	4	45 A	Alabama	2	7	55 H	Southeast Mo. St.	10	2	110 H	Arkansas	14	9				
2 H	Louisville	4	2	45 A	Alabama	0	2	60 A	Tennessee	6	4	110 H	Arkansas	7	3				
4 H	South Carolina	5	9					60 A	Tennessee	10	7	119 N	Cincinnati	7	1				
4 H	South Carolina	0	4					60 A	Tennessee	2	3	127 A	UAB	8	1				
4 H	South Carolina	1	5									127 A	UAB	5	1				
15 A	Coastal Caro.	8	2									129 H	Arkansas St.	4	3				
17 A	Mississippi St.	1	3									138 N	Ball St.	7	3				
17 A	Mississippi St.	2	6									168 H	FIU	16	5				
17 A	Mississippi St.	8	5									168 H	FIU	9	2				
21 H	Southern Miss.	1	5									168 H	FIU	7	4				
21 N	Southern Miss.	6	2									210 A	Memphis	7	0				
												210 H	Memphis	9	7				
												238 H	Grambling	6	1				
												238 H	Grambling	15	2				
												238 H	Grambling	7	3				
												277 H	UT Martin	8	2				
LAST 15 GAMES																			
45 A	Alabama	2	7	21 N	Southern Miss.	6	2												
45 A	Alabama	0	2	17 A	Mississippi St.	8	5												
45 A	Alabama	4	0	17 A	Mississippi St.	2	6												
21 H	Southern Miss.	1	5																
110 H	Arkansas	8	7																

Non-Div. I Games:

Ole Miss

110 H Arkansas	14	9
110 H Arkansas	7	3

O
l
e
M
i
s
s

O
l
e
M
i
s
s

Average RPI Win:	95	WON-LOST RECORD	WINNING PCT. RANK	LAST 15 GAMES	STRENGTH OF SCHEDULE	OPP. STRENGTH OF SCHEDULE	TEAM RPI	ADJ RPI	CONF. RPI	ADJ CONF. RPI	
Average RPI Loss:	71										
DIV. I ONLY	25-7-1	.77273	9	10-4-1	46	23	7	.61046	7	10	10
DIV. I NON-CONF.	20-6-1	.75926	25	5-3-1	82	10	11	.59584	11	12	12
<hr/>											
TOTALS	RPI 1-25	RPI 26-50		W-L RECORDS	RPI 51-100		RPI 101-150		RPI 150+		
25-7-1	1-0-0	2-2-1		OVERALL	11-3-0		10-2-0		1-0-0		
17-1-0	0-0-0	0-1-0		HOME	7-0-0		10-0-0		0-0-0		
5-6-1	0-0-0	1-1-1		AWAY	3-3-0		0-2-0		1-0-0		
3-0-0	1-0-0	1-0-0		NEUTRAL	1-0-0		0-0-0		0-0-0		
<hr/>											
20-6-1	1-0-0	2-2-1		NON-CONFERENCE	9-2-0		7-2-0		1-0-0		
14-1-0	0-0-0	0-1-0		HOME	7-0-0		7-0-0		0-0-0		
3-5-1	0-0-0	1-1-		AWAY	1-2-0		0-2-0		1-0-0		
3-0-0	1-0-0	1-0-0		NEUTRAL	1-0-0		0-0-0		0-0-0		
<hr/>											
5-1-0	0-0-0	0-0-0		CONFERENCE	2-1-0		3-0-0		0-0-0		
3-0-0	0-0-0	0-0-0		HOME	0-0-0		3-0-0		0-0-0		
2-1-0	0-0-0	0-0-0		AWAY	2-1-0		0-0-0		0-0-0		
0-0-0	0-0-0	0-0-0		NEUTRAL	0-0-0		0-0-0		0-0-0		
<hr/>											
RPI S	Opponent	Score		RPI S	Opponent	Score		RPI S	Opponent	Score	
20 N	Kentucky	11	4	31 A	Col. of Charleston	7	4	64 A	Long Beach St.	3	1
				31 A	Col. of Charleston	3	10	103 A	Southern California	5	9
				31 A	Col. of Charleston	6	6	103 H	Southern California	5	2
				36 H	St. Mary's (CA)	4	7	103 H	Southern California	10	1
				38 N	Bryant	16	2	105 H	CSUN	1	0
								105 H	CSUN	8	2
								105 H	CSUN	5	4
								115 A	Pepperdine	2	6
								139 H	Nevada	5	4
								144 H	San Francisco	13	5
								144 H	San Francisco	7	3
								144 H	San Francisco	8	2
								144 H	San Francisco	6	5
								263 A	CSU Bakersfield	10	4
<hr/>											
LAST 15 GAMES											
				139 H	Nevada	5	4	64 A	Long Beach St.	0	2
				105 H	CSUN	8	2	64 A	Long Beach St.	3	1
				105 H	CSUN	5	4	64 A	Long Beach St.	4	3
				105 H	CSUN	1	0				
				31 A	Col. of Charleston	6	6				

Non-Div. I Games:

UC Santa Barbara

31	A	Col. of Charleston	3	10
31	A	Col. of Charleston	7	4

U
C
S
a
n
t
a
B
a
r
b
a
r
a

U
C
S
a
n
t
a
B
a
r
b
a
r
a

Average RPI Win:	93	WON-LOST RECORD	WINNING PCT. RANK	LAST 15 GAMES	STRENGTH OF SCHEDULE	OPP. STRENGTH OF SCHEDULE	TEAM RPI	ADJ RPI	CONF. RPI	ADJ CONF. RPI		
DIV. I ONLY		26-11-0	.7027	28	10-5-0	4	74	8	.60984	8	2	2
DIV. I NON-CONF.		16-5-0	.7619	21	3-2-0	7	161	7	.60974	7	1	1
<hr/>												
TOTALS	RPI 1-25	RPI 26-50		W-L RECORDS		RPI 51-100		RPI 101-150		RPI 150+		
26-11-0	2-2-0	11-4-0		OVERALL		5-5-0		1-0-0		7-0-0		
17-5-0	1-0-0	6-1-0		HOME		5-4-0		0-0-0		5-0-0		
7-5-0	1-2-0	4-3-0		AWAY		0-0-0		0-0-0		2-0-0		
2-1-0	0-0-0	1-0-0		NEUTRAL		0-1-0		1-0-0		0-0-0		
16-5-0	2-1-0	2-1-0		NON-CONFERENCE		4-3-0		1-0-0		7-0-0		
11-2-0	1-0-0	1-0-0		HOME		4-2-0		0-0-0		5-0-0		
3-2-0	1-1-0	0-0-		AWAY		0-0-0		0-0-0		2-0-0		
2-1-0	0-0-0	1-0-0		NEUTRAL		0-1-0		1-0-0		0-0-0		
10-6-0	0-1-0	9-3-0		CONFERENCE		1-2-0		0-0-0		0-0-0		
6-3-0	0-0-0	5-1-0		HOME		1-2-0		0-0-0		0-0-0		
4-3-0	0-1-0	4-2-0		AWAY		0-0-0		0-0-0		0-0-0		
0-0-0	0-0-0	0-0-0		NEUTRAL		0-0-0		0-0-0		0-0-0		
RPI S	Opponent	Score	RPI S	Opponent	Score	RPI S	Opponent	Score	RPI S	Opponent	Score	
9 A	Florida St.	5 8	29 A	East Carolina	3 15	52 N	Old Dominion	0 5	104 N	Kent St.	7 5	
15 A	Coastal Caro.	13 10	30 A	Georgia Tech	8 3	78 H	Boston College	0 7	175 A	Charlotte	7 1	
25 A	UNCW	4 6	30 A	Georgia Tech	15 6	78 H	Boston College	3 2	175 H	Charlotte	7 3	
25 H	UNCW	5 2	30 A	Georgia Tech	7 16	78 H	Boston College	0 1	191 H	Niagara	7 1	
			33 H	Notre Dame	9 1	83 H	Wright St.	6 1	203 H	Fairfield	4 0	
			33 H	Notre Dame	4 8	83 H	Wright St.	8 10	203 H	Fairfield	4 2	
			33 H	Notre Dame	16 6	83 H	Wright St.	8 4	208 A	Elon	23 3	
			39 H	UNCG	8 4	92 H	Indiana St.	8 3	249 H	Bucknell	5 2	
			40 A	Virginia	3 5	92 H	Indiana St.	7 11				
			40 A	Virginia	8 7	97 H	Morehead St.	7 5				
			40 A	Virginia	5 2							
			45 N	Alabama	2 1							
			47 H	Wake Forest	3 2							
			47 H	Wake Forest	11 7							
			47 H	Wake Forest	6 1							
LAST 15 GAMES												
29 A	East Carolina	3 15	47 H	Wake Forest	11 7							
30 A	Georgia Tech	7 16	175 H	Charlotte	7 3							
30 A	Georgia Tech	15 6	40 A	Virginia	5 2							
30 A	Georgia Tech	8 3										
208 A	Elon	23 3										

Non-Div. I Games:

North Carolina St.

47 H Wake Forest	6	1
47 H Wake Forest	3	2

N
o
r
t
h
C
a
r
o
l
i
n
a
S
t
.

N
o
r
t
h
C
a
r
o
l
i
n
a
S
t
.

[illegible]

Non-Div. I Games:

Florida St.

47	A	Wake Forest	0	9
1	H	Florida	2	8

F
l
o
r
i
d
a
S
t
.

F
l
o
r
i
d
a
S
t
.

Average RPI Win:	99	WON-LOST RECORD	WINNING PCT. RANK	LAST 15 GAMES	STRENGTH OF SCHEDULE	OPP. STRENGTH OF SCHEDULE	TEAM RPI	ADJ RPI	CONF. RPI	ADJ CONF. RPI					
DIV. I ONLY		30-9-0	.76923	12	14-1-0	34	33	10	.60666	10	5	5			
DIV. I NON-CONF.		19-8-0	.7037	44	8-1-0	21	50	16	.58959	16	5	5			
<hr/>															
TOTALS	RPI 1-25	RPI 26-50		W-L RECORDS		RPI 51-100		RPI 101-150		RPI 150+					
30-9-0	3-2-0	4-2-0		OVERALL		9-0-0		10-4-0		4-1-0					
17-4-0	0-0-0	1-2-0		HOME		6-0-0		6-1-0		4-1-0					
11-4-0	2-2-0	3-0-0		AWAY		2-0-0		4-2-0		0-0-0					
2-1-0	1-0-0	0-0-0		NEUTRAL		1-0-0		0-1-0		0-0-0					
19-8-0	3-2-0	1-2-0		NON-CONFERENCE		6-0-0		5-3-0		4-1-0					
11-4-0	0-0-0	1-2-0		HOME		3-0-0		3-1-0		4-1-0					
6-3-0	2-2-0	0-0-		AWAY		2-0-0		2-1-0		0-0-0					
2-1-0	1-0-0	0-0-0		NEUTRAL		1-0-0		0-1-0		0-0-0					
11-1-0	0-0-0	3-0-0		CONFERENCE		3-0-0		5-1-0		0-0-0					
6-0-0	0-0-0	0-0-0		HOME		3-0-0		3-0-0		0-0-0					
5-1-0	0-0-0	3-0-0		AWAY		0-0-0		2-1-0		0-0-0					
0-0-0	0-0-0	0-0-0		NEUTRAL		0-0-0		0-0-0		0-0-0					
<hr/>															
RPI S	Opponent	Score		RPI S	Opponent	Score		RPI S	Opponent	Score		RPI S	Opponent	Score	
9 A	Florida St.	1	10	28 A	Oklahoma St.	8	2	53 A	New Mexico	7	4	110 N	Arkansas	6	10
9 A	Florida St.	8	4	28 A	Oklahoma St.	5	1	53 H	New Mexico	14	10	114 A	Baylor	5	0
12 N	La.-Lafayette	5	3	28 A	Oklahoma St.	15	5	66 N	Houston	3	2	114 A	Baylor	3	4
24 A	California	2	9	48 H	Cal St. Fullerton	6	5	85 A	Sam Houston St.	11	6	114 A	Baylor	6	5
24 A	California	11	8	48 H	Cal St. Fullerton	3	7	85 H	Sam Houston St.	8	6	126 A	UT Arlington	6	4
				48 H	Cal St. Fullerton	1	4	85 H	Sam Houston St.	20	3	142 H	Milwaukee	12	0
								96 H	Oklahoma	13	7	142 H	Milwaukee	9	1
								96 H	Oklahoma	5	0	142 H	Milwaukee	12	3
								96 H	Oklahoma	6	1	142 H	Milwaukee	3	10
												148 H	Kansas St.	10	3
												148 H	Kansas St.	6	5
												148 H	Kansas St.	10	4
												149 A	UNLV	14	6
												149 A	UNLV	5	8
												152 H	New Mexico St.	14	2
												152 H	New Mexico St.	6	7
												186 H	San Diego St.	3	1
												186 H	San Diego St.	10	0
												186 H	San Diego St.	7	2
<hr/>															
LAST 15 GAMES															
53 A New Mexico 7 4															
186 H San Diego St. 7 2															
186 H San Diego St. 10 0															
186 H San Diego St. 3 1															
85 H Sam Houston St. 8 6															

Non-Div. I Games:

Texas Tech

85	H	Sam Houston St.	20	3
28	A	Oklahoma St.	15	5

T
e
x
a
s
T
e
c
h

T
e
x
a
s
T
e
c
h

Average RPI Win:	119	WON-LOST RECORD	WINNING PCT. RANK	LAST 15 GAMES	STRENGTH OF SCHEDULE	OPP. STRENGTH OF SCHEDULE	TEAM RPI	ADJ RPI	CONF. RPI	ADJ CONF. RPI					
DIV. I ONLY		25-12-0	.67568	37	8-7-0	21	6	11	.60413	11	2	2			
DIV. I NON-CONF.		17-2-0	.89474	5	5-0-0	144	35	8	.60798	8	1	1			
<hr/>															
TOTALS	RPI 1-25	RPI 26-50		W-L RECORDS		RPI 51-100		RPI 101-150		RPI 150+					
25-12-0	2-7-0	7-4-0		OVERALL		5-0-0		1-0-0		10-1-0					
16-2-0	1-0-0	3-1-0		HOME		4-0-0		1-0-0		7-1-0					
8-10-0	0-7-0	4-3-0		AWAY		1-0-0		0-0-0		3-0-0					
1-0-0	1-0-0	0-0-0		NEUTRAL		0-0-0		0-0-0		0-0-0					
<hr/>															
17-2-0	2-1-0	2-0-0		NON-CONFERENCE		2-0-0		1-0-0		10-1-0					
11-1-0	1-0-0	1-0-0		HOME		1-0-0		1-0-0		7-1-0					
5-1-0	0-1-0	1-0-		AWAY		1-0-0		0-0-0		3-0-0					
1-0-0	1-0-0	0-0-0		NEUTRAL		0-0-0		0-0-0		0-0-0					
<hr/>															
8-10-0	0-6-0	5-4-0		CONFERENCE		3-0-0		0-0-0		0-0-0					
5-1-0	0-0-0	2-1-0		HOME		3-0-0		0-0-0		0-0-0					
3-9-0	0-6-0	3-3-0		AWAY		0-0-0		0-0-0		0-0-0					
0-0-0	0-0-0	0-0-0		NEUTRAL		0-0-0		0-0-0		0-0-0					
<hr/>															
RPI	S	Opponent	Score	RPI	S	Opponent	Score	RPI	S	Opponent	Score	RPI	S	Opponent	Score
2	A	Louisville	2 7	37	A	Georgia	11 6	78	H	Boston College	6 2	135	H	Wofford	7 0
2	A	Louisville	2 15	37	H	Georgia	12 0	78	H	Boston College	6 1	172	A	Furman	9 7
2	A	Louisville	8 9	43	H	Pittsburgh	4 3	78	H	Boston College	3 2	177	H	Presbyterian	8 4
3	A	Miami (FL)	8 9	43	H	Pittsburgh	5 15	89	A	Western Caro.	10 8	187	H	Winthrop	4 3
3	A	Miami (FL)	4 5	43	H	Pittsburgh	14 6	89	H	Western Caro.	7 6	201	H	James Madison	10 1
3	A	Miami (FL)	5 10	46	A	Duke	3 5					201	H	James Madison	6 1
4	A	South Carolina	1 8	46	A	Duke	1 2					201	H	James Madison	11 2
4	H	South Carolina	4 1	46	A	Duke	3 2					218	A	The Citadel	12 1
4	N	South Carolina	5 0	47	A	Wake Forest	6 5					218	A	The Citadel	5 4
				47	A	Wake Forest	4 6					268	H	Maine	9 4
				47	A	Wake Forest	13 8					268	H	Maine	3 4
												268	H	Maine	19 2
<hr/>															
LAST 15 GAMES															
37	H	Georgia	12 0	46	A	Duke	3 5								
2	A	Louisville	8 9	37	A	Georgia	11 6								
2	A	Louisville	2 7	43	H	Pittsburgh	4 3								
2	A	Louisville	2 15												
89	H	Western Caro.	7 6												

Non-Div. I Games:

Clemson

46	A	Duke	1	2
46	A	Duke	3	2

C
l
e
m
s
o
n

C
l
e
m
s
o
n

Average RPI Win: 117		WON-LOST	WINNING	LAST 15	STRENGTH OF		OPP. STRENGTH	TEAM	ADJ	CONF.	ADJ CONF.
Average RPI Loss: 72		RECORD	PCT. RANK	GAMES	SCHEDULE		OF SCHEDULE	RPI	RPI	RPI	RPI
DIV. I ONLY		25-12-0	.67568	37	11-3-0		15	86	12	.59692	12
DIV. I NON-CONF.		15-7-0	.68182	50	6-1-0		3	63	5	.618	5
TOTALS		RPI 1-25	RPI 26-50		W-L RECORDS		RPI 51-100		RPI 101-150		RPI 150+
25-12-0		1-3-0	2-0-0		OVERALL		9-5-0		5-4-0		8-0-0
15-2-0		0-0-0	1-0-0		HOME		6-0-0		1-2-0		7-0-0
9-7-0		0-0-0	1-0-0		AWAY		3-5-0		4-2-0		1-0-0
1-3-0		1-3-0	0-0-0		NEUTRAL		0-0-0		0-0-0		0-0-0
15-7-0		1-3-0	2-0-0		NON-CONFERENCE		7-4-0		0-0-0		5-0-0
11-0-0		0-0-0	1-0-0		HOME		6-0-0		0-0-0		4-0-0
3-4-0		0-0-0	1-0-		AWAY		1-4-0		0-0-0		1-0-0
1-3-0		1-3-0	0-0-0		NEUTRAL		0-0-0		0-0-0		0-0-0
10-5-0		0-0-0	0-0-0		CONFERENCE		2-1-0		5-4-0		3-0-0
4-2-0		0-0-0	0-0-0		HOME		0-0-0		1-2-0		3-0-0
6-3-0		0-0-0	0-0-0		AWAY		2-1-0		4-2-0		0-0-0
0-0-0		0-0-0	0-0-0		NEUTRAL		0-0-0		0-0-0		0-0-0
RPI S	Opponent	Score	RPI S	Opponent	Score	RPI S	Opponent	Score	RPI S	Opponent	Score
10 N	Texas Tech	3 5	35 A	Northwestern St.	10 1	51 A	Tulane	3 5	120 A	Ga. Southern	6 2
14 N	LSU	5 8	35 H	Northwestern St.	4 0	51 H	Tulane	9 2	120 A	Ga. Southern	2 3
18 N	Rice	4 2				57 H	New Orleans	7 4	120 A	Ga. Southern	13 9
22 N	TCU	1 7				59 A	McNeese St.	2 7	121 H	Little Rock	15 4
						61 A	Southeastern La.	5 16	121 H	Little Rock	5 10
						61 A	Southeastern La.	5 4	121 H	Little Rock	1 7
						61 H	Southeastern La.	4 1	129 A	Arkansas St.	5 2
						71 A	Troy	4 2	129 A	Arkansas St.	6 7
						71 A	Troy	8 3	129 A	Arkansas St.	6 1
						71 A	Troy	1 4	165 H	Sacred Heart	4 0
						85 H	Sam Houston St.	6 2	165 H	Sacred Heart	8 0
						85 H	Sam Houston St.	13 3	165 H	Sacred Heart	9 3
						85 H	Sam Houston St.	2 1	219 A	Nicholls St.	5 4
						88 A	Louisiana Tech	2 6	219 H	Nicholls St.	4 3
									221 H	Georgia St.	4 1
									221 H	Georgia St.	7 3
									221 H	Georgia St.	4 2
LAST 15 GAMES											
			219 H	Nicholls St.	4 3				120 A	Ga. Southern	6 2
			61 A	Southeastern La.	5 4				35 H	Northwestern St.	4 0
			61 A	Southeastern La.	5 16				129 A	Arkansas St.	6 1
			61 H	Southeastern La.	4 1						
			51 H	Tulane	9 2						

Non-Div. I Games:

La.-Lafayette

120 A Ga. Southern	13	9
120 A Ga. Southern	2	3

L
a
.
-
L
a
f
a
y
e
t
t
e

L
a
.
-
L
a
f
a
y
e
t
t
e

Average RPI Win: 130		WON-LOST	WINNING	LAST 15	STRENGTH OF		OPP. STRENGTH	TEAM	ADJ		CONF.	ADJ CONF.
Average RPI Loss: 32		RECORD	PCT. RANK	GAMES	SCHEDULE		OF SCHEDULE	RPI	RPI		RPI	RPI
DIV. I ONLY		29-8-0	.78378	6	11-4-0		70	12	13		.59648	13
DIV. I NON-CONF.		20-2-0	.90909	2	4-0-0		247	69	23		.58229	23
TOTALS		RPI 1-25	RPI 26-50		W-L RECORDS		RPI 51-100		RPI 101-150		RPI 150+	
29-8-0		6-6-0	0-0-0		OVERALL		5-1-0		4-1-0		14-0-0	
22-4-0		5-4-0	0-0-0		HOME		3-0-0		1-0-0		13-0-0	
6-4-0		1-2-0	0-0-0		AWAY		2-1-0		3-1-0		0-0-0	
1-0-0		0-0-0	0-0-0		NEUTRAL		0-0-0		0-0-0		1-0-0	
20-2-0		0-0-0	0-0-0		NON-CONFERENCE		5-1-0		1-1-0		14-0-0	
17-0-0		0-0-0	0-0-0		HOME		3-0-0		1-0-0		13-0-0	
2-2-0		0-0-0	0-0-		AWAY		2-1-0		0-1-0		0-0-0	
1-0-0		0-0-0	0-0-0		NEUTRAL		0-0-0		0-0-0		1-0-0	
9-6-0		6-6-0	0-0-0		CONFERENCE		0-0-0		3-0-0		0-0-0	
5-4-0		5-4-0	0-0-0		HOME		0-0-0		0-0-0		0-0-0	
4-2-0		1-2-0	0-0-0		AWAY		0-0-0		3-0-0		0-0-0	
0-0-0		0-0-0	0-0-0		NEUTRAL		0-0-0		0-0-0		0-0-0	
RPI S	Opponent	Score	RPI S	Opponent	Score	RPI S	Opponent	Score	RPI S	Opponent	Score	
4 H	South Carolina	10 6				62 A	Stanford	4 1	106 A	Missouri	17 7	
4 H	South Carolina	0 4				62 A	Stanford	1 4	106 A	Missouri	2 0	
4 H	South Carolina	6 3				62 A	Stanford	5 2	106 A	Missouri	8 6	
14 A	LSU	2 3				91 H	San Diego	13 6	108 A	Middle Tenn.	4 7	
14 A	LSU	9 7				91 H	San Diego	8 4	108 H	Middle Tenn.	7 4	
14 A	LSU	4 13				91 H	San Diego	17 1	161 H	Central Ark.	8 6	
17 H	Mississippi St.	12 6							173 H	Xavier	5 2	
17 H	Mississippi St.	1 2							173 H	Xavier	14 3	
17 H	Mississippi St.	4 5							173 H	Xavier	7 0	
20 H	Kentucky	0 3							188 H	Ill.-Chicago	9 0	
20 H	Kentucky	3 2							188 H	Ill.-Chicago	6 5	
20 H	Kentucky	3 0							188 H	Ill.-Chicago	20 8	
									192 H	Radford	12 0	
									192 H	Radford	13 4	
									222 N	Belmont	8 2	
									230 H	Lipscomb	4 3	
									233 H	Northern Ill.	9 2	
									269 H	Eastern Ill.	9 1	
									277 H	UT Martin	11 6	
LAST 15 GAMES												
161 H	Central Ark.	8 6	14 A	LSU	4 13							
20 H	Kentucky	0 3	230 H	Lipscomb	4 3							
20 H	Kentucky	3 2	4 H	South Carolina	10 6							
20 H	Kentucky	3 0										
108 H	Middle Tenn.	7 4										

Non-Div. I Games:

Vanderbilt

14	A	LSU	9	7
14	A	LSU	2	3

V
a
n
d
e
r
b
i
l
l
t

V
a
n
d
e
r
b
i
l
l
t

Average RPI Win:		124	WON-LOST RECORD		WINNING PCT. RANK		LAST 15 GAMES		STRENGTH OF SCHEDULE		OPP. STRENGTH OF SCHEDULE		TEAM RPI		ADJ RPI		CONF. RPI		ADJ CONF. RPI					
DIV. I ONLY			25-11-0		.69444		30		10-5-0		8		101		14		.59601		14		1		1	
DIV. I NON-CONF.			16-5-0		.7619		21		2-2-0		29		223		33		.57412		33		2		2	
TOTALS		RPI 1-25		RPI 26-50				W-L RECORDS				RPI 51-100				RPI 101-150				RPI 150+				
25-11-0		4-3-0		1-3-0				OVERALL				2-2-0				12-3-0				6-0-0				
17-7-0		2-1-0		1-2-0				HOME				2-2-0				7-2-0				5-0-0				
7-4-0		1-2-0		0-1-0				AWAY				0-0-0				5-1-0				1-0-0				
1-0-0		1-0-0		0-0-0				NEUTRAL				0-0-0				0-0-0				0-0-0				
16-5-0		1-0-0		0-1-0				NON-CONFERENCE				2-2-0				7-2-0				6-0-0				
14-4-0		0-0-0		0-0-0				HOME				2-2-0				7-2-0				5-0-0				
1-1-0		0-0-0		0-0-				AWAY				0-0-0				0-0-0				1-0-0				
1-0-0		1-0-0		0-0-0				NEUTRAL				0-0-0				0-0-0				0-0-0				
9-6-0		3-3-0		1-2-0				CONFERENCE				0-0-0				5-1-0				0-0-0				
3-3-0		2-1-0		1-2-0				HOME				0-0-0				0-0-0				0-0-0				
6-3-0		1-2-0		0-0-0				AWAY				0-0-0				5-1-0				0-0-0				
0-0-0		0-0-0		0-0-0				NEUTRAL				0-0-0				0-0-0				0-0-0				
RPI	S	Opponent		Score		RPI	S	Opponent		Score		RPI	S	Opponent		Score		RPI	S	Opponent		Score		
5	A	Texas A&M		1	3	45	H	Alabama		3	4	51	H	Tulane		1	7	106	A	Missouri		15	2	
5	A	Texas A&M		3	2	45	H	Alabama		7	5	57	H	New Orleans		9	4	106	A	Missouri		9	5	
5	A	Texas A&M		1	6	45	H	Alabama		0	6	59	H	McNeese St.		0	7	106	A	Missouri		7	5	
12	N	La.-Lafayette		8	5	50	A	Lamar		11	12	88	H	Louisiana Tech		6	3	113	A	Auburn		5	8	
13	H	Vanderbilt		7	9							113	A	Auburn		8	6	113	A	Auburn		10	5	
13	H	Vanderbilt		3	2							119	H	Cincinnati		12	4	119	H	Cincinnati		6	5	
13	H	Vanderbilt		13	4							119	H	Cincinnati		4	0	119	H	Cincinnati		9	3	
												138	H	Ball St.		10	6	138	H	Ball St.		1	7	
												147	H	Sacramento St.		6	0	147	H	Sacramento St.		11	1	
						147	H	Sacramento St.		4	5	147	H	Sacramento St.		15	1	211	H	Fordham		10	7	
						211	H	Fordham		12	1	211	H	Fordham		9	4	219	A	Nicholls St.		14	11	
						238	H	Grambling		11	1	238	H	Grambling		11	1	296	H	Southern U.				
						59	H	McNeese St.				13	H	Vanderbilt		13	4	296	H	Southern U.				
						106	A	Missouri		9	5	296	H	Southern U.		11	1	113	A	Auburn				
						106	A	Missouri		7	5	113	A	Auburn		10	5							
						238	H	Grambling		14	11													
						59	H	McNeese St.		0	7													

Non-Div. I Games:

LSU

13 H Vanderbilt	7	9
13 H Vanderbilt	3	2

L
S
U

L
S
U

Average RPI Win:		127	WON-LOST RECORD		WINNING PCT. RANK	LAST 15 GAMES	STRENGTH OF SCHEDULE		OPP. STRENGTH OF SCHEDULE	TEAM RPI	ADJ RPI	CONF. RPI	ADJ CONF. RPI				
DIV. I ONLY			28-10-0		.73684	16	14-1-0		23	68	15	.595	15	16	16		
DIV. I NON-CONF.			17-9-0		.65385	59	5-1-0		12	15	27	.57718	27	18	18		
TOTALS		RPI 1-25		RPI 26-50		W-L RECORDS		RPI 51-100		RPI 101-150		RPI 150+					
28-10-0		2-3-0		5-4-0		OVERALL		2-0-0		8-3-0		11-0-0					
21-6-0		0-2-0		5-2-0		HOME		2-0-0		6-2-0		8-0-0					
7-4-0		2-1-0		0-2-0		AWAY		0-0-0		2-1-0		3-0-0					
0-0-0		0-0-0		0-0-0		NEUTRAL		0-0-0		0-0-0		0-0-0					
17-9-0		2-3-0		5-4-0		NON-CONFERENCE		2-0-0		3-2-0		5-0-0					
15-6-0		0-2-0		5-2-0		HOME		2-0-0		3-2-0		5-0-0					
2-3-0		2-1-0		0-0-		AWAY		0-0-0		0-0-0		0-0-0					
0-0-0		0-0-0		0-0-0		NEUTRAL		0-0-0		0-0-0		0-0-0					
11-1-0		0-0-0		0-0-0		CONFERENCE		0-0-0		5-1-0		6-0-0					
6-0-0		0-0-0		0-0-0		HOME		0-0-0		3-0-0		3-0-0					
5-1-0		0-0-0		0-0-0		AWAY		0-0-0		2-1-0		3-0-0					
0-0-0		0-0-0		0-0-0		NEUTRAL		0-0-0		0-0-0		0-0-0					
RPI	S	Opponent		Score		RPI	S	Opponent		Score		RPI	S	Opponent		Score	
4	A	South Carolina		2	4	31	A	Col. of Charleston		2	4	95	H	Illinois		12	4
6	H	Ole Miss		2	8	31	A	Col. of Charleston		4	9	95	H	Illinois		10	4
8	H	North Carolina St.		10	13	31	H	Col. of Charleston		5	3			101 H Marshall		9	3
16	A	North Carolina		6	3	39	H	UNCG		2	4			102 H Ohio St.		4	6
25	A	UNCW		6	4	39	H	UNCG		7	4			102 H Ohio St.		3	2
						40	H	Virginia		5	4			119 H Cincinnati		7	10
						46	H	Duke		10	6			131 A Longwood		11	2
						47	H	Wake Forest		0	11			131 A Longwood		7	2
						47	H	Wake Forest		7	6			131 A Longwood		2	5
														138 H Ball St.		12	5
														140 H Gardner-Webb		16	4
														140 H Gardner-Webb		10	6
														140 H Gardner-Webb		10	4
														171 H Stetson		12	2
														171 H Stetson		11	2
														171 H Stetson		17	5
														177 H Presbyterian		12	3
														177 H Presbyterian		5	2
														177 H Presbyterian		4	2
														192 A Radford		13	6
														192 A Radford		7	4
														192 A Radford		7	2
														218 H The Citadel		4	3
														249 H Appalachian St.		17	2
LAST 15 GAMES																	
16 A		North Carolina		6	3	192 A		Radford		13	6						
177 H		Presbyterian		12	3	4 A		South Carolina		2	4						
177 H		Presbyterian		4	2	140 H		Gardner-Webb		10	6						
177 H		Presbyterian		5	2												
31 H		Col. of Charleston		5	3												

Non-Div. I Games:

Coastal Caro.

192 A Radford	7	2
192 A Radford	7	4

C
o
a
s
t
a
l
C
a
r
o
.

C
o
a
s
t
a
l
C
a
r
o
.

Average RPI Win:		97	WON-LOST		WINNING		LAST 15		STRENGTH OF		OPP. STRENGTH		TEAM		ADJ		CONF.		ADJ CONF.												
Average RPI Loss:		63	RECORD		PCT. RANK		GAMES		SCHEDULE		OF SCHEDULE		RPI		RPI		RPI		RPI												
DIV. I ONLY			25-12-0		.67568		37		6-9-0		17		13		16		.59332		16		2		2								
DIV. I NON-CONF.			16-3-0		.84211		9		3-2-0		20		62		4		.62034		4		1		1								
TOTALS		RPI 1-25		RPI 26-50		W-L RECORDS		RPI 51-100		RPI 101-150		RPI 150+																			
25-12-0		1-4-0		11-5-0		OVERALL		4-1-0		1-0-0		8-2-0																			
17-6-0		0-1-0		6-3-0		HOME		2-0-0		1-0-0		8-2-0																			
7-6-0		0-3-0		5-2-0		AWAY		2-1-0		0-0-0		0-0-0																			
1-0-0		1-0-0		0-0-0		NEUTRAL		0-0-0		0-0-0		0-0-0																			
16-3-0		1-1-0		4-0-0		NON-CONFERENCE		4-1-0		1-0-0		6-1-0																			
12-2-0		0-1-0		3-0-0		HOME		2-0-0		1-0-0		6-1-0																			
3-1-0		0-0-0		1-0-		AWAY		2-1-0		0-0-0		0-0-0																			
1-0-0		1-0-0		0-0-0		NEUTRAL		0-0-0		0-0-0		0-0-0																			
9-9-0		0-3-0		7-5-0		CONFERENCE		0-0-0		0-0-0		2-1-0																			
5-4-0		0-0-0		3-3-0		HOME		0-0-0		0-0-0		2-1-0																			
4-5-0		0-3-0		4-2-0		AWAY		0-0-0		0-0-0		0-0-0																			
0-0-0		0-0-0		0-0-0		NEUTRAL		0-0-0		0-0-0		0-0-0																			
RPI	S	Opponent		Score		RPI	S	Opponent		Score		RPI	S	Opponent		Score		RPI	S	Opponent		Score									
3	A	Miami (FL)		4 10		28	H	Oklahoma St.		2 1		75	A	UCLA		4 0		140	H	Gardner-Webb		11 5									
3	A	Miami (FL)		3 7		28	H	Oklahoma St.		7 6		75	A	UCLA		5 6		180	H	Davidson		10 2									
3	A	Miami (FL)		4 7		28	H	Oklahoma St.		4 3		75	A	UCLA		14 5		187	H	Winthrop		11 6									
4	N	South Carolina		15 0		29	A	East Carolina		17 4		81	H	High Point		8 1		189	H	Virginia Tech		6 0									
15	H	Coastal Caro.		3 6		30	H	Georgia Tech		0 6		89	H	Western Caro.		10 2		189	H	Virginia Tech		3 4									
						30	H	Georgia Tech		8 0								189	H	Virginia Tech		4 1									
						30	H	Georgia Tech		2 3								203	H	Fairfield		4 3									
						40	A	Virginia		8 1								203	H	Fairfield		10 2									
						40	A	Virginia		9 15								203	H	Fairfield		11 0									
						40	A	Virginia		4 7								208	H	Elon		11 6									
						43	H	Pittsburgh		0 5								283	H	UNC Asheville		2 3									
						43	H	Pittsburgh		4 0																					
						43	H	Pittsburgh		14 2																					
						46	A	Duke		8 2																					
						46	A	Duke		12 2																					
						46	A	Duke		11 2																					
LAST 15 GAMES						189 H Virginia Tech						6 0		283 H UNC Asheville						2 3		81 H High Point						8 1			
15 H Coastal Caro.						3 6		40 A Virginia						9 15		40 A Virginia						8 1		40 A Virginia						4 7	
4 N South Carolina						15 0																									

189 H Virginia Tech	3	4
189 H Virginia Tech	4	1

N
o
r
t
h
C
a
r
o
l
i
n
a

N
o
r
t
h
C
a
r
o
l
i
n
a

Average RPI Win: 113		WON-LOST RECORD		WINNING PCT. RANK		LAST 15 GAMES		STRENGTH OF SCHEDULE		OPP. STRENGTH OF SCHEDULE		TEAM RPI		ADJ RPI		CONF. RPI		ADJ CONF. RPI					
DIV. I ONLY		24-12-1		.66216		45		9-6-0		6		24		17		.58866		17		1		1	
DIV. I NON-CONF.		16-5-1		.75		26		3-0-0		148		149		72		.54436		72		2		2	
TOTALS		RPI 1-25		RPI 26-50		W-L RECORDS		RPI 51-100		RPI 101-150		RPI 150+											
24-12-1		7-8-0		3-1-0		OVERALL		3-2-1		1-0-0		10-1-0											
18-9-0		2-6-0		3-1-0		HOME		3-1-0		0-0-0		10-1-0											
5-3-0		4-2-0		0-0-0		AWAY		0-1-0		1-0-0		0-0-0											
1-0-1		1-0-0		0-0-0		NEUTRAL		0-0-1		0-0-0		0-0-0											
16-5-1		1-2-0		1-0-0		NON-CONFERENCE		3-2-1		1-0-0		10-1-0											
14-4-0		0-2-0		1-0-0		HOME		3-1-0		0-0-0		10-1-0											
1-1-0		0-0-0		0-0-		AWAY		0-1-0		1-0-0		0-0-0											
1-0-1		1-0-0		0-0-0		NEUTRAL		0-0-1		0-0-0		0-0-0											
8-7-0		6-6-0		2-1-0		CONFERENCE		0-0-0		0-0-0		0-0-0											
4-5-0		2-4-0		2-1-0		HOME		0-0-0		0-0-0		0-0-0											
4-2-0		4-2-0		0-0-0		AWAY		0-0-0		0-0-0		0-0-0											
0-0-0		0-0-0		0-0-0		NEUTRAL		0-0-0		0-0-0		0-0-0											
RPI	S	Opponent		Score		RPI	S	Opponent		Score		RPI	S	Opponent		Score							
1	A	Florida		2	1	26	H	South Ala.		7	3	68	H	Oral Roberts		1	3						
1	A	Florida		10	4	37	H	Georgia		3	1	74	H	Oregon		10	4						
1	A	Florida		2	8	37	H	Georgia		8	11	74	H	Oregon		5	2						
5	H	Texas A&M		6	10	37	H	Georgia		9	2	74	H	Oregon		9	3						
5	H	Texas A&M		3	10							75	A	UCLA		1	2						
5	H	Texas A&M		5	10							96	N	Oklahoma		5	5						
6	H	Ole Miss		3	1																		
6	H	Ole Miss		6	2																		
6	H	Ole Miss		5	8																		
13	A	Vanderbilt		6	12																		
13	A	Vanderbilt		5	4																		
13	A	Vanderbilt		2	1																		
21	N	Southern Miss.		13	5																		
23	H	Fla. Atlantic		0	4																		
23	H	Fla. Atlantic		6	10																		
						LAST 15 GAMES																	
						5	H	Texas A&M		5	10	277	H	UT Martin		14	0						
						5	H	Texas A&M		6	10	6		H Ole Miss		5	8						
						5	H	Texas A&M		3	10	6		H Ole Miss		6	2						
						210	H	Memphis		11	1												
						1	A	Florida		2	1												

Non-Div. I Games:

Mississippi St.

1 A Florida	10	4
1 A Florida	2	8

M
i
s
s
i
s
s
i
p
p
i
s
t
.

M
i
s
s
i
s
s
i
p
p
i
s
t
.

Average RPI Win: 85		WON-LOST RECORD		WINNING PCT. RANK		LAST 15 GAMES		STRENGTH OF SCHEDULE		OPP. STRENGTH OF SCHEDULE		TEAM RPI		ADJ RPI		CONF. RPI		ADJ CONF. RPI	
DIV. I ONLY		24-11-0		.68571 32		13-2-0		24		8		18		.5864 18		4		4	
DIV. I NON-CONF.		12-8-0		.6 89		3-0-0		1		22		21		.58288 21		4		4	
TOTALS		RPI 1-25		RPI 26-50		W-L RECORDS		RPI 51-100		RPI 101-150		RPI 150+							
24-11-0		1-3-0		2-1-0		OVERALL		13-3-0		6-4-0		2-0-0							
17-6-0		1-1-0		2-1-0		HOME		11-3-0		2-1-0		1-0-0							
7-2-0		0-0-0		0-0-0		AWAY		2-0-0		4-2-0		1-0-0							
0-3-0		0-2-0		0-0-0		NEUTRAL		0-0-0		0-1-0		0-0-0							
12-8-0		1-3-0		2-1-0		NON-CONFERENCE		7-3-0		0-1-0		2-0-0							
9-5-0		1-1-0		2-1-0		HOME		5-3-0		0-0-0		1-0-0							
3-0-0		0-0-0		0-0-		AWAY		2-0-0		0-0-0		1-0-0							
0-3-0		0-2-0		0-0-0		NEUTRAL		0-0-0		0-1-0		0-0-0							
12-3-0		0-0-0		0-0-0		CONFERENCE		6-0-0		6-3-0		0-0-0							
8-1-0		0-0-0		0-0-0		HOME		6-0-0		2-1-0		0-0-0							
4-2-0		0-0-0		0-0-0		AWAY		0-0-0		4-2-0		0-0-0							
0-0-0		0-0-0		0-0-0		NEUTRAL		0-0-0		0-0-0		0-0-0							
RPI S	Opponent	Score		RPI S	Opponent	Score		RPI S	Opponent	Score		RPI S	Opponent	Score					
5 H	Texas A&M	4	3	29 H	East Carolina	1	10	52 H	Old Dominion	8	2	108 A	Middle Tenn.	0	3				
12 N	La.-Lafayette	2	4	29 H	East Carolina	4	1	52 H	Old Dominion	6	2	108 A	Middle Tenn.	6	2				
22 H	TCU	4	6	29 H	East Carolina	7	2	52 H	Old Dominion	3	1	108 A	Middle Tenn.	1	0				
22 N	TCU	0	10					54 H	Arizona	1	8	110 N	Arkansas	2	5				
								54 H	Arizona	2	6	122 A	UTSA	1	0				
								54 H	Arizona	4	3	122 A	UTSA	9	4				
								58 H	Dallas Baptist	6	2	122 A	UTSA	1	6				
								66 A	Houston	7	4	127 H	UAB	7	3				
								76 H	Western Ky.	5	2	127 H	UAB	2	6				
								76 H	Western Ky.	3	2	127 H	UAB	3	0				
								76 H	Western Ky.	9	3	163 A	Texas St.	3	1				
								85 A	Sam Houston St.	8	3	163 H	Texas St.	8	4				
								85 H	Sam Houston St.	5	3								
								100 H	UCF	4	3								
								100 H	UCF	0	2								
								100 H	UCF	13	10								
				LAST 15 GAMES															
				76 H	Western Ky.	3	2	5 H	Texas A&M	4	3								
				76 H	Western Ky.	5	2	108 A	Middle Tenn.	6	2								
				76 H	Western Ky.	9	3	108 A	Middle Tenn.	1	0								
				163 A	Texas St.	3	1												
				127 H	UAB	3	0												

Non-Div. I Games:

Rice

127 H UAB	2	6
127 H UAB	7	3

R
i
c
e

R
i
c
e

Minnesota		Average RPI Win: 128	WON-LOST RECORD	WINNING PCT. RANK	LAST 15 GAMES	STRENGTH OF SCHEDULE	OPP. STRENGTH OF SCHEDULE	TEAM RPI	ADJ RPI	CONF. RPI	ADJ CONF. RPI
DIV. I ONLY		20-11-0		.64516 55	11-3-0	30	164	19	.58405 19	6	6
DIV. I NON-CONF.		14-9-0		.6087 83	5-1-0	31	257	26	.57786 26	6	6
TOTALS		RPI 1-25		RPI 26-50	W-L RECORDS	RPI 51-100		RPI 101-150		RPI 150+	
20-11-0	0-0-0			4-2-0	OVERALL	4-2-0		3-3-0		9-4-0	
7-2-0	0-0-0			2-1-0	HOME	2-1-0		0-0-0		3-0-0	
10-8-0	0-0-0			2-0-0	AWAY	2-1-0		1-3-0		5-4-0	
3-1-0	0-0-0			0-1-0	NEUTRAL	0-0-0		2-0-0		1-0-0	
14-9-0	0-0-0			0-1-0	NON-CONFERENCE	2-1-0		3-3-0		9-4-0	
3-0-0	0-0-0			0-0-0	HOME	0-0-0		0-0-0		3-0-0	
8-8-0	0-0-0			0-0-	AWAY	2-1-0		1-3-0		5-4-0	
3-1-0	0-0-0			0-1-0	NEUTRAL	0-0-0		2-0-0		1-0-0	
6-2-0	0-0-0			4-1-0	CONFERENCE	2-1-0		0-0-0		0-0-0	
4-2-0	0-0-0			2-1-0	HOME	2-1-0		0-0-0		0-0-0	
2-0-0	0-0-0			2-0-0	AWAY	0-0-0		0-0-0		0-0-0	
0-0-0	0-0-0			0-0-0	NEUTRAL	0-0-0		0-0-0		0-0-0	
RPI S	Opponent	Score		RPI S	Opponent	Score		RPI S	Opponent	Score	
				27 A	Michigan	5 3		107 A	Seattle	4 5	
				27 A	Michigan	8 1		107 A	Seattle	1 4	
				32 H	Maryland	6 4		107 A	Seattle	3 13	
				32 H	Maryland	9 5		107 A	Seattle	12 2	
				32 H	Maryland	2 4		136 N	Utah	9 3	
				44 N	Oregon St.	7 8		136 N	Utah	6 1	
								153 A	Utah Valley	2 3	
								153 A	Utah Valley	6 15	
								153 A	Utah Valley	13 5	
								153 N	Utah Valley	8 2	
								166 H	North Dakota St.	10 0	
								184 A	Campbell	7 11	
								184 A	Campbell	3 1	
								184 A	Campbell	7 5	
								200 H	South Dakota St.	7 3	
								221 A	Georgia St.	11 6	
								221 A	Georgia St.	3 4	
								221 A	Georgia St.	3 0	
								233 H	Northern Ill.	12 10	
LAST 15 GAMES											
				166 H	North Dakota St.	10 0		233 H	Northern Ill.	12 10	
				32 H	Maryland	6 4		93 H	Iowa	6 3	
				32 H	Maryland	2 4		93 H	Iowa	3 6	
				32 H	Maryland	9 5					
				200 H	South Dakota St.	7 3					

Non-Div. I Games: Saint Mary's (MN) 9 1 Augsburg 10 3

Minnesota

27 A Michigan	5	3
27 A Michigan	8	1

M
i
n
n
e
s
o
t
a

M
i
n
n
e
s
o
t
a

Average RPI Win: 136		WON-LOST RECORD	WINNING PCT. RANK	LAST 15 GAMES	STRENGTH OF SCHEDULE	OPP. STRENGTH OF SCHEDULE	TEAM RPI	ADJ RPI	CONF. RPI	ADJ CONF. RPI				
Average RPI Loss: 52														
DIV. I ONLY		23-13-0	.63889	57	8-7-0	16	43	20	.58167	20	1	1		
DIV. I NON-CONF.		14-7-0	.66667	53	1-3-0	131	170	96	.5311	96	2	2		
TOTALS		RPI 1-25	RPI 26-50		W-L RECORDS		RPI 51-100		RPI 101-150		RPI 150+			
23-13-0		3-6-0	4-3-0		OVERALL		4-2-0		1-1-0		11-1-0			
15-5-0		2-2-0	2-1-0		HOME		2-1-0		1-0-0		8-1-0			
6-6-0		1-3-0	2-1-0		AWAY		2-1-0		0-1-0		1-0-0			
2-2-0		0-1-0	0-1-0		NEUTRAL		0-0-0		0-0-0		2-0-0			
14-7-0		0-3-0	0-1-0		NON-CONFERENCE		2-1-0		1-1-0		11-1-0			
11-3-0		0-1-0	0-0-0		HOME		2-1-0		1-0-0		8-1-0			
1-2-0		0-1-0	0-0-		AWAY		0-0-0		0-1-0		1-0-0			
2-2-0		0-1-0	0-1-0		NEUTRAL		0-0-0		0-0-0		2-0-0			
9-6-0		3-3-0	4-2-0		CONFERENCE		2-1-0		0-0-0		0-0-0			
4-2-0		2-1-0	2-1-0		HOME		0-0-0		0-0-0		0-0-0			
5-4-0		1-2-0	2-1-0		AWAY		2-1-0		0-0-0		0-0-0			
0-0-0		0-0-0	0-0-0		NEUTRAL		0-0-0		0-0-0		0-0-0			
RPI	S	Opponent	Score		RPI	S	Opponent	Score		RPI	S	Opponent	Score	
1	H	Florida	5	12	37	A	Georgia	14	6	60	A	Tennessee	10	2
1	H	Florida	7	4	37	A	Georgia	11	4	60	A	Tennessee	5	14
1	H	Florida	5	4	37	A	Georgia	2	5	60	A	Tennessee	5	4
2	A	Louisville	6	7	38	N	Bryant	4	7	67	H	Austin Peay	3	2
2	H	Louisville	6	9	45	H	Alabama	1	2	76	H	Western Ky.	6	14
7	N	UC Santa Barbara	4	11	45	H	Alabama	6	2	97	H	Morehead St.	10	5
13	A	Vanderbilt	0	3	45	H	Alabama	3	2					
13	A	Vanderbilt	2	3										
13	A	Vanderbilt	3	0										

Non-Div. I Games:

Kentucky

45	H	Alabama	6	2
45	H	Alabama	3	2

K
e
n
t
u
c
k
y

K
e
n
t
u
c
k
y

Average RPI Win:	113	WON-LOST RECORD	WINNING PCT. RANK	LAST 15 GAMES	STRENGTH OF SCHEDULE	OPP. STRENGTH OF SCHEDULE	TEAM RPI	ADJ RPI	CONF. RPI	ADJ CONF. RPI					
DIV. I ONLY		27-11-0	.71053	27	10-5-0	95	4	21	.58053	21	4	4			
DIV. I NON-CONF.		15-8-0	.65217	61	1-3-0	30	5	29	.57614	29	4	4			
<hr/>															
TOTALS	RPI 1-25	RPI 26-50		W-L RECORDS		RPI 51-100		RPI 101-150		RPI 150+					
27-11-0	1-2-0	5-2-0		OVERALL		5-4-0		10-3-0		6-0-0					
16-2-0	0-0-0	4-0-0		HOME		3-2-0		6-0-0		3-0-0					
8-5-0	1-0-0	0-1-0		AWAY		1-1-0		3-3-0		3-0-0					
3-4-0	0-2-0	1-1-0		NEUTRAL		1-1-0		1-0-0		0-0-0					
<hr/>															
15-8-0	1-2-0	5-2-0		NON-CONFERENCE		5-4-0		1-0-0		3-0-0					
10-2-0	0-0-0	4-0-0		HOME		3-2-0		0-0-0		3-0-0					
2-2-0	1-0-0	0-0-		AWAY		1-1-0		0-0-0		0-0-0					
3-4-0	0-2-0	1-1-0		NEUTRAL		1-1-0		1-0-0		0-0-0					
<hr/>															
12-3-0	0-0-0	0-0-0		CONFERENCE		0-0-0		9-3-0		3-0-0					
6-0-0	0-0-0	0-0-0		HOME		0-0-0		6-0-0		0-0-0					
6-3-0	0-0-0	0-0-0		AWAY		0-0-0		3-3-0		3-0-0					
0-0-0	0-0-0	0-0-0		NEUTRAL		0-0-0		0-0-0		0-0-0					
<hr/>															
RPI S	Opponent	Score		RPI S	Opponent	Score		RPI S	Opponent	Score		RPI S	Opponent	Score	
6 A	Ole Miss	5	1	26 A	South Ala.	3	9	51 A	Tulane	0	12	101 A	Marshall	14	4
6 N	Ole Miss	2	6	26 N	South Ala.	2	4	51 N	Tulane	7	12	101 A	Marshall	3	2
17 N	Mississippi St.	5	13	35 H	Northwestern St.	15	5	57 H	New Orleans	7	4	101 A	Marshall	8	10
				35 H	Northwestern St.	8	5	61 A	Southeastern La.	9	7	108 H	Middle Tenn.	6	4
				35 H	Northwestern St.	8	6	61 H	Southeastern La.	2	4	108 H	Middle Tenn.	9	5
				45 H	Alabama	9	2	71 N	Troy	6	2	108 H	Middle Tenn.	12	11
				49 N	Michigan St.	2	0	94 H	Samford	6	3	113 N	Auburn	3	1
								94 H	Samford	8	10	122 H	UTSA	13	2
								94 H	Samford	8	2	122 H	UTSA	6	5
												122 H	UTSA	11	2
												127 A	UAB	7	8
												127 A	UAB	11	0
												127 A	UAB	3	5
												175 A	Charlotte	16	6
												175 A	Charlotte	9	1
												175 A	Charlotte	9	6
												269 H	Eastern Ill.	6	4
												269 H	Eastern Ill.	18	1
												269 H	Eastern Ill.	6	1
<hr/>															
				LAST 15 GAMES											
				51 A	Tulane	0	12	108 H	Middle Tenn.	6	4				
				127 A	UAB	11	0	6 N	Ole Miss	2	6				
				127 A	UAB	7	8	175 A	Charlotte	16	6				
				127 A	UAB	3	5								
				6 A	Ole Miss	5	1								

Non-Div. I Games:

Southern Miss.

108 H Middle Tenn.	12	11
108 H Middle Tenn.	9	5

S
o
u
t
h
e
r
n
M
i
s
s
.

S
o
u
t
h
e
r
n
M
i
s
s
.

Average RPI Win: 121		WON-LOST RECORD	WINNING PCT. RANK	LAST 15 GAMES	STRENGTH OF SCHEDULE	OPP. STRENGTH OF SCHEDULE	TEAM RPI	ADJ RPI		CONF. RPI	ADJ CONF. RPI						
Average RPI Loss: 111																	
DIV. I ONLY		27-8-0	.77143	10	10-5-0	102	38	22	.58036	22	5	5					
DIV. I NON-CONF.		18-5-0	.78261	18	4-2-0	75	29	22	.58241	22	5	5					
<hr/>																	
TOTALS		RPI 1-25		RPI 26-50		W-L RECORDS		RPI 51-100		RPI 101-150		RPI 150+					
27-8-0		3-0-0		2-1-0		OVERALL		4-1-0		10-5-0		8-1-0					
16-5-0		0-0-0		2-1-0		HOME		3-1-0		8-3-0		3-0-0					
8-3-0		1-0-0		0-0-0		AWAY		0-0-0		2-2-0		5-1-0					
3-0-0		2-0-0		0-0-0		NEUTRAL		1-0-0		0-0-0		0-0-0					
18-5-0		3-0-0		2-1-0		NON-CONFERENCE		1-1-0		6-3-0		6-0-0					
10-5-0		0-0-0		2-1-0		HOME		0-1-0		5-3-0		3-0-0					
5-0-0		1-0-0		0-0-		AWAY		0-0-0		1-0-0		3-0-0					
3-0-0		2-0-0		0-0-0		NEUTRAL		1-0-0		0-0-0		0-0-0					
9-3-0		0-0-0		0-0-0		CONFERENCE		3-0-0		4-2-0		2-1-0					
6-0-0		0-0-0		0-0-0		HOME		3-0-0		3-0-0		0-0-0					
3-3-0		0-0-0		0-0-0		AWAY		0-0-0		1-2-0		2-1-0					
0-0-0		0-0-0		0-0-0		NEUTRAL		0-0-0		0-0-0		0-0-0					
RPI	S	Opponent		Score		RPI	S	Opponent		Score		RPI	S	Opponent		Score	
12	N	La.-Lafayette		7	1	42	H	Gonzaga		3	4	58	H	Dallas Baptist		1	9
18	A	Rice		6	4	42	H	Gonzaga		16	1	66	N	Houston		10	1
18	N	Rice		10	0	42	H	Gonzaga		10	2	96	H	Oklahoma		12	2
												96	H	Oklahoma		2	0
												96	H	Oklahoma		11	3
														109 H Loyola Marymount		3	5
														109 H Loyola Marymount		1	0
														109 H Loyola Marymount		5	0
														111 H West Virginia		14	2
														111 H West Virginia		7	1
														111 H West Virginia		10	6
														126 A UT Arlington		17	4
														126 H UT Arlington		3	4
														126 H UT Arlington		5	1
														130 A Texas		3	4
														130 A Texas		9	5
														130 A Texas		0	2
														178 A Wichita St.		3	0
														178 A Wichita St.		12	5
														178 A Wichita St.		17	6
														183 H Abilene Christian		6	4
														190 A Kansas		14	6
														190 A Kansas		3	4
														190 A Kansas		8	0
														257 H UTRGV		13	0
														279 H Ark.-Pine Bluff		17	3
<hr/>																	
LAST 15 GAMES																	
						96	H	Oklahoma		2	0	126	H	UT Arlington		3	4
						96	H	Oklahoma		12	2	178	A	Wichita St.		12	5
						96	H	Oklahoma		11	3	178	A	Wichita St.		17	6
						58	H	Dallas Baptist		1	9						
						190	A	Kansas		14	6						

Non-Div. I Games:

TCU

190 A Kansas	8	0
190 A Kansas	3	4

T
C
U

T
C
U

[illegible]

Non-Div. I Games:

Fla. Atlantic

175 H Charlotte	17	8
175 H Charlotte	7	12

F
l
a
.
A
t
l
a
n
t
i
c

F
l
a
.
A
t
l
a
n
t
i
c

Average RPI Win:		111	WON-LOST		WINNING		LAST 15		STRENGTH OF		OPP. STRENGTH		TEAM	ADJ		CONF.	ADJ CONF.	
Average RPI Loss:		70	RECORD		PCT. RANK		GAMES		SCHEDULE		OF SCHEDULE		RPI	RPI		RPI	RPI	
DIV. I ONLY			22-11-0		.66667		41	10-5-0	77		16		24	.57824		24	3	3
DIV. I NON-CONF.			12-4-0		.75		26	2-0-0	158		2		32	.57464		32	3	3
TOTALS		RPI 1-25		RPI 26-50		W-L RECORDS		RPI 51-100		RPI 101-150		RPI 150+						
22-11-0		1-1-0		4-3-0		OVERALL		6-3-0		8-4-0		3-0-0						
13-3-0		1-1-0		3-1-0		HOME		4-1-0		2-0-0		3-0-0						
9-8-0		0-0-0		1-2-0		AWAY		2-2-0		6-4-0		0-0-0						
0-0-0		0-0-0		0-0-0		NEUTRAL		0-0-0		0-0-0		0-0-0						
12-4-0		1-1-0		1-3-0		NON-CONFERENCE		1-0-0		6-0-0		3-0-0						
6-2-0		1-1-0		0-1-0		HOME		0-0-0		2-0-0		3-0-0						
6-2-0		0-0-0		1-0-		AWAY		1-0-0		4-0-0		0-0-0						
0-0-0		0-0-0		0-0-0		NEUTRAL		0-0-0		0-0-0		0-0-0						
10-7-0		0-0-0		3-0-0		CONFERENCE		5-3-0		2-4-0		0-0-0						
7-1-0		0-0-0		3-0-0		HOME		4-1-0		0-0-0		0-0-0						
3-6-0		0-0-0		0-0-0		AWAY		1-2-0		2-4-0		0-0-0						
0-0-0		0-0-0		0-0-0		NEUTRAL		0-0-0		0-0-0		0-0-0						
RPI	S	Opponent		Score		RPI	S	Opponent		Score		RPI	S	Opponent		Score		
10	H	Texas Tech		8	11	27	H	Michigan		0	5	62	H	Stanford		5	2	
10	H	Texas Tech		9	2	44	H	Oregon St.		5	3	62	H	Stanford		6	8	
						44	H	Oregon St.		6	2	74	A	Oregon		12	2	
						44	H	Oregon St.		5	0	74	A	Oregon		5	11	
						46	A	Duke		5	6	74	A	Oregon		3	4	
						46	A	Duke		4	5	75	H	UCLA		9	1	
						46	A	Duke		5	2	75	H	UCLA		8	2	
												75	H	UCLA		5	3	
												99	A	Cal Poly		7	1	

Non-Div. I Games:

California

74 A Oregon	5	11
74 A Oregon	3	4

C
a
l
i
f
o
r
n
i
a

C
a
l
i
f
o
r
n
i
a

Non-Div. I Games:

UNCW

145 A William & Mary	6	1
145 A William & Mary	7	4

U
N
C
W

U
N
C
W

Average RPI Win: 117		WON-LOST	WINNING	LAST 15	STRENGTH OF		OPP. STRENGTH	TEAM	ADJ		CONF.	ADJ CONF.			
Average RPI Loss: 130		RECORD	PCT. RANK	GAMES	SCHEDULE		OF SCHEDULE	RPI	RPI		RPI	RPI			
DIV. I ONLY		27-10-0	.72973	19	11-4-0		88	53	26		.57812	26			
DIV. I NON-CONF.		11-8-0	.57895	103	2-2-0		19	30	46		.56091	46			
TOTALS		RPI 1-25	RPI 26-50		W-L RECORDS		RPI 51-100		RPI 101-150		RPI 150+				
27-10-0		2-1-0	1-0-0		OVERALL		2-3-0		17-2-0		5-4-0				
20-2-0		1-0-0	0-0-0		HOME		2-0-0		16-2-0		1-0-0				
5-6-0		0-1-0	1-0-0		AWAY		0-2-0		0-0-0		4-3-0				
2-2-0		1-0-0	0-0-0		NEUTRAL		0-1-0		1-0-0		0-1-0				
11-8-0		2-1-0	1-0-0		NON-CONFERENCE		2-3-0		5-2-0		1-2-0				
8-2-0		1-0-0	0-0-0		HOME		2-0-0		4-2-0		1-0-0				
1-4-0		0-1-0	1-0-		AWAY		0-2-0		0-0-0		0-1-0				
2-2-0		1-0-0	0-0-0		NEUTRAL		0-1-0		1-0-0		0-1-0				
16-2-0		0-0-0	0-0-0		CONFERENCE		0-0-0		12-0-0		4-2-0				
12-0-0		0-0-0	0-0-0		HOME		0-0-0		12-0-0		0-0-0				
4-2-0		0-0-0	0-0-0		AWAY		0-0-0		0-0-0		4-2-0				
0-0-0		0-0-0	0-0-0		NEUTRAL		0-0-0		0-0-0		0-0-0				
RPI S	Opponent	Score		RPI S	Opponent	Score		RPI S	Opponent	Score		RPI S	Opponent	Score	
17 A	Mississippi St.	3	7	37 A	Georgia	3	1	57 A	New Orleans	2	8	108 H	Middle Tenn.	3	2
21 H	Southern Miss.	9	3					57 H	New Orleans	12	3	108 H	Middle Tenn.	4	5
21 N	Southern Miss.	4	2					61 A	Southeastern La.	2	9	108 H	Middle Tenn.	4	7
								61 H	Southeastern La.	2	1	118 H	La.-Monroe	10	4
								76 N	Western Ky.	10	11	118 H	La.-Monroe	12	2
												118 H	La.-Monroe	13	0
												119 N	Cincinnati	3	2
												121 H	Little Rock	7	5
												121 H	Little Rock	13	3
												121 H	Little Rock	10	6
												123 H	Evansville	18	5
												123 H	Evansville	11	0
												123 H	Evansville	5	4
												126 H	UT Arlington	4	3
												126 H	UT Arlington	4	3
												126 H	UT Arlington	6	4
												129 H	Arkansas St.	3	2
												129 H	Arkansas St.	12	7
												129 H	Arkansas St.	8	2
												155 A	Alabama St.	7	12
												155 H	Alabama St.	4	3
												163 A	Texas St.	7	3
												163 A	Texas St.	6	4
												163 A	Texas St.	3	2
												219 N	Nicholls St.	4	5
												249 A	Appalachian St.	3	4
												249 A	Appalachian St.	8	1
LAST 15 GAMES				249 A	Appalachian St.	3	4	57 H	New Orleans	12	3	163 A	Texas St.	3	2
				249 A	Appalachian St.	8	1	155 A	Alabama St.	7	12	219 N	Nicholls St.	4	5
				249 A	Appalachian St.	3	4	118 H	La.-Monroe	12	2	249 A	Appalachian St.	3	4
				61 H	Southeastern La.	2	1					249 A	Appalachian St.	8	1
				129 H	Arkansas St.	3	2								

Non-Div. I Games:

South Ala.

South Ala.

129	H	Arkansas St.	12	7
129	H	Arkansas St.	8	2

Through Games Of April 19, 2016

RPI	S	Opponent	Score
249	A	Appalachian St.	3 4

South Ala.

S
o
u
t
h
A
l
a
.

S
o
u
t
h
A
l
a
.

[illegible]

Non-Div. I Games:

Michigan

19 H Minnesota	3	5
19 H Minnesota	1	8

M
i
c
h
i
g
a
n

M
i
c
h
i
g
a
n

Average RPI Win: 132		WON-LOST RECORD	WINNING PCT. RANK	LAST 15 GAMES	STRENGTH OF SCHEDULE	OPP. STRENGTH OF SCHEDULE	TEAM RPI	ADJ RPI	CONF. RPI	ADJ CONF. RPI	
Average RPI Loss: 57											
DIV. I ONLY		22-13-0	.62857 63	9-6-0	33	32	28	.57562 28	5	5	
DIV. I NON-CONF.		15-8-0	.65217 61	2-1-0	28	46	31	.57481 31	5	5	
<hr/>											
TOTALS		RPI 1-25	RPI 26-50		W-L RECORDS		RPI 51-100		RPI 101-150		RPI 150+
22-13-0		0-6-0	2-1-0		OVERALL		4-2-0		10-4-0		6-0-0
10-6-0		0-3-0	2-1-0		HOME		2-2-0		1-0-0		5-0-0
11-6-0		0-3-0	0-0-0		AWAY		2-0-0		8-3-0		1-0-0
1-1-0		0-0-0	0-0-0		NEUTRAL		0-0-0		1-1-0		0-0-0
15-8-0		0-3-0	2-1-0		NON-CONFERENCE		4-2-0		3-2-0		6-0-0
10-3-0		0-0-0	2-1-0		HOME		2-2-0		1-0-0		5-0-0
4-4-0		0-3-0	0-0-		AWAY		2-0-0		1-1-0		1-0-0
1-1-0		0-0-0	0-0-0		NEUTRAL		0-0-0		1-1-0		0-0-0
7-5-0		0-3-0	0-0-0		CONFERENCE		0-0-0		7-2-0		0-0-0
0-3-0		0-3-0	0-0-0		HOME		0-0-0		0-0-0		0-0-0
7-2-0		0-0-0	0-0-0		AWAY		0-0-0		7-2-0		0-0-0
0-0-0		0-0-0	0-0-0		NEUTRAL		0-0-0		0-0-0		0-0-0
RPI	S	Opponent	Score	RPI	S	Opponent	Score	RPI	S	Opponent	Score
10	H	Texas Tech	2 8	27	H	Michigan	6 3	58	A	Dallas Baptist	7 6
10	H	Texas Tech	1 5	27	H	Michigan	2 4	68	H	Oral Roberts	0 4
10	H	Texas Tech	5 15	27	H	Michigan	5 4	84	A	Missouri St.	6 5
16	A	North Carolina	6 7					92	H	Indiana St.	9 2
16	A	North Carolina	1 2					92	H	Indiana St.	1 0
16	A	North Carolina	3 4					92	H	Indiana St.	0 2
										Arkansas	5 4
										West Virginia	8 1
										West Virginia	3 4
										West Virginia	4 5
										Baylor	3 1
										Baylor	6 2
										Baylor	10 7
										SFA	4 5
										SFA	8 2
										UT Arlington	5 3
										UT Arlington	2 3
										Kansas St.	5 4
										Kansas St.	5 4
										Kansas St.	2 1
										Wichita St.	17 0
										Abilene Christian	8 4
										Abilene Christian	16 0
										Abilene Christian	8 2
										Incarnate Word	3 2
										Incarnate Word	7 1
LAST 15 GAMES											
				114	A	Baylor	3 1	111	A	West Virginia	8 1
				114	A	Baylor	10 7	111	A	West Virginia	3 4
				114	A	Baylor	6 2	111	A	West Virginia	4 5
				68	H	Oral Roberts	0 4				
				10	H	Texas Tech	5 15				

Non-Div. I Games:

Oklahoma St.

10 H Texas Tech	2	8
10 H Texas Tech	1	5

O
k
l
a
h
o
m
a
s
t
.

O
k
l
a
h
o
m
a
s
t
.

Average RPI Win:	118	WON-LOST RECORD	WINNING PCT. RANK	LAST 15 GAMES	STRENGTH OF SCHEDULE	OPP. STRENGTH OF SCHEDULE	TEAM RPI	ADJ RPI	CONF. RPI	ADJ CONF. RPI					
DIV. I ONLY		24-12-0	.66667	41	10-5-0	41	39	29	.57498	29	7	7			
DIV. I NON-CONF.		19-8-0	.7037	44	5-1-0	24	37	20	.58337	20	7	7			
<hr/>															
TOTALS	RPI 1-25	RPI 26-50		W-L RECORDS		RPI 51-100		RPI 101-150		RPI 150+					
24-12-0	3-3-0	4-1-0		OVERALL		6-5-0		3-0-0		8-3-0					
16-6-0	2-1-0	1-0-0		HOME		5-3-0		3-0-0		5-2-0					
8-6-0	1-2-0	3-1-0		AWAY		1-2-0		0-0-0		3-1-0					
0-0-0	0-0-0	0-0-0		NEUTRAL		0-0-0		0-0-0		0-0-0					
19-8-0	3-3-0	4-1-0		NON-CONFERENCE		3-2-0		3-0-0		6-2-0					
14-5-0	2-1-0	1-0-0		HOME		3-2-0		3-0-0		5-2-0					
5-3-0	1-2-0	3-0-		AWAY		0-0-0		0-0-0		1-0-0					
0-0-0	0-0-0	0-0-0		NEUTRAL		0-0-0		0-0-0		0-0-0					
5-4-0	0-0-0	0-0-0		CONFERENCE		3-3-0		0-0-0		2-1-0					
2-1-0	0-0-0	0-0-0		HOME		2-1-0		0-0-0		0-0-0					
3-3-0	0-0-0	0-0-0		AWAY		1-2-0		0-0-0		2-1-0					
0-0-0	0-0-0	0-0-0		NEUTRAL		0-0-0		0-0-0		0-0-0					
RPI	S	Opponent	Score	RPI	S	Opponent	Score	RPI	S	Opponent	Score				
8	H	North Carolina St.	15 3	32	H	Maryland	4 3	51	A	Tulane	0 3	131	H	Longwood	11 1
16	H	North Carolina	4 17	40	A	Virginia	6 1	51	A	Tulane	2 5	131	H	Longwood	5 3
18	A	Rice	2 7	40	A	Virginia	8 5	51	A	Tulane	7 3	131	H	Longwood	9 6
18	A	Rice	10 1	40	A	Virginia	2 4	60	H	Tennessee	2 5	162	H	Monmouth	4 3
18	A	Rice	1 4	46	A	Duke	8 6	61	H	Southeastern La.	2 1	162	H	Monmouth	0 4
25	H	UNCW	9 6					66	H	Houston	3 1	162	H	Monmouth	5 2
								66	H	Houston	1 6	208	A	Elon	7 5
								66	H	Houston	5 1	208	H	Elon	7 8
								82	H	Jacksonville	6 3	210	A	Memphis	8 2
								82	H	Jacksonville	6 8	210	A	Memphis	5 6
								82	H	Jacksonville	13 0	210	A	Memphis	8 1
												285	H	George Mason	8 1
												285	H	George Mason	6 0
												290	H	N.C. A&T	11 2
<hr/>															
LAST 15 GAMES															
8	H	North Carolina St.	15 3	208	A	Elon	7 5								
210	A	Memphis	5 6	66	H	Houston	1 6								
210	A	Memphis	8 2	66	H	Houston	5 1								
210	A	Memphis	8 1												
51	A	Tulane	7 3												

Non-Div. I Games:

East Carolina

51 A Tulane	0	3
51 A Tulane	2	5

E
a
s
t
C
a
r
o
l
i
n
a

E
a
s
t
C
a
r
o
l
i
n
a

Average RPI Win: 132		WON-LOST	WINNING	LAST 15	STRENGTH OF		OPP. STRENGTH	TEAM	ADJ	CONF.	ADJ CONF.
Average RPI Loss: 37		RECORD	PCT. RANK	GAMES	SCHEDULE		OF SCHEDULE	RPI	RPI	RPI	RPI
DIV. I ONLY		24-12-0	.66667	41	7-8-0		49	9	30	.57231	30
DIV. I NON-CONF.		16-3-0	.84211	9	3-2-0		95	111	17	.58661	17
TOTALS		RPI 1-25	RPI 26-50		W-L RECORDS		RPI 51-100		RPI 101-150		RPI 150+
24-12-0		3-6-0	2-4-0		OVERALL		5-1-0		3-1-0		11-0-0
17-7-0		1-2-0	1-3-0		HOME		4-1-0		1-1-0		10-0-0
7-5-0		2-4-0	1-1-0		AWAY		1-0-0		2-0-0		1-0-0
0-0-0		0-0-0	0-0-0		NEUTRAL		0-0-0		0-0-0		0-0-0
16-3-0		0-0-0	0-1-0		NON-CONFERENCE		5-1-0		3-1-0		8-0-0
12-3-0		0-0-0	0-1-0		HOME		4-1-0		1-1-0		7-0-0
4-0-0		0-0-0	0-0-		AWAY		1-0-0		2-0-0		1-0-0
0-0-0		0-0-0	0-0-0		NEUTRAL		0-0-0		0-0-0		0-0-0
8-9-0		3-6-0	2-3-0		CONFERENCE		0-0-0		0-0-0		3-0-0
5-4-0		1-2-0	1-2-0		HOME		0-0-0		0-0-0		3-0-0
3-5-0		2-4-0	1-1-0		AWAY		0-0-0		0-0-0		0-0-0
0-0-0		0-0-0	0-0-0		NEUTRAL		0-0-0		0-0-0		0-0-0
RPI S	Opponent	Score	RPI S	Opponent	Score	RPI S	Opponent	Score	RPI S	Opponent	Score
8 H	North Carolina St.	6 15	37 H	Georgia	1 3	80 H	VCU	9 1	113 A	Auburn	4 1
8 H	North Carolina St.	3 8	43 A	Pittsburgh	6 13	89 H	Western Caro.	5 4	113 H	Auburn	3 14
8 H	North Carolina St.	16 7	43 A	Pittsburgh	6 3	89 H	Western Caro.	14 3	120 A	Ga. Southern	6 5
9 A	Florida St.	3 8	46 H	Duke	13 14	89 H	Western Caro.	4 3	120 H	Ga. Southern	6 1
9 A	Florida St.	2 8	46 H	Duke	3 2	98 A	Mercer	6 5	182 A	Kennesaw St.	13 2
9 A	Florida St.	9 14	46 H	Duke	4 10	98 H	Mercer	8 9	182 H	Kennesaw St.	4 2
16 A	North Carolina	6 0							189 H	Virginia Tech	14 4
16 A	North Carolina	3 2							189 H	Virginia Tech	16 8
16 A	North Carolina	0 8							189 H	Virginia Tech	8 3
									193 H	UMBC	4 1
									193 H	UMBC	6 1
									193 H	UMBC	9 2
									221 H	Georgia St.	11 6
									255 H	Purdue	5 2
									266 H	Western Mich.	13 0
LAST 15 GAMES											
98 H	Mercer	8 9	182 H	Kennesaw St.	4 2						
8 H	North Carolina St.	16 7	98 A	Mercer	6 5						
8 H	North Carolina St.	6 15	46 H	Duke	4 10						
8 H	North Carolina St.	3 8									
37 H	Georgia	1 3									

Non-Div. I Games:

Georgia Tech

43 A Pittsburgh	6	13
43 A Pittsburgh	6	3

Average RPI Win: 123		WON-LOST RECORD		WINNING PCT. RANK		LAST 15 GAMES		STRENGTH OF SCHEDULE		OPP. STRENGTH OF SCHEDULE		TEAM RPI		ADJ RPI		CONF. RPI		ADJ CONF. RPI	
DIV. I ONLY		21-14-1		.59722 84		7-7-1		18		77		31		.57092 31		15		15	
DIV. I NON-CONF.		16-10-1		.61111 80		2-3-1		2		32		12		.59497 12		15		15	
TOTALS		RPI 1-25		RPI 26-50		W-L RECORDS		RPI 51-100		RPI 101-150		RPI 150+							
21-14-1		5-4-1		0-0-0		OVERALL		6-3-0		0-2-0		10-5-0							
15-5-1		3-1-1		0-0-0		HOME		6-3-0		0-1-0		6-0-0							
6-9-0		2-3-0		0-0-0		AWAY		0-0-0		0-1-0		4-5-0							
0-0-0		0-0-0		0-0-0		NEUTRAL		0-0-0		0-0-0		0-0-0							
16-10-1		5-4-1		0-0-0		NON-CONFERENCE		6-3-0		0-2-0		5-1-0							
12-5-1		3-1-1		0-0-0		HOME		6-3-0		0-1-0		3-0-0							
4-5-0		2-3-0		0-0-		AWAY		0-0-0		0-1-0		2-1-0							
0-0-0		0-0-0		0-0-0		NEUTRAL		0-0-0		0-0-0		0-0-0							
5-4-0		0-0-0		0-0-0		CONFERENCE		0-0-0		0-0-0		5-4-0							
3-0-0		0-0-0		0-0-0		HOME		0-0-0		0-0-0		3-0-0							
2-4-0		0-0-0		0-0-0		AWAY		0-0-0		0-0-0		2-4-0							
0-0-0		0-0-0		0-0-0		NEUTRAL		0-0-0		0-0-0		0-0-0							
RPI	S	Opponent		Score		RPI	S	Opponent		Score		RPI	S	Opponent		Score			
4	A	South Carolina		6	5					77	H	Nebraska		7	3	120	A	Ga. Southern	
7	H	UC Santa Barbara		6	6					77	H	Nebraska		0	4	120	H	Ga. Southern	
7	H	UC Santa Barbara		4	7					77	H	Nebraska		13	5	164	H	Delaware	
7	H	UC Santa Barbara		10	3					80	H	VCU		3	4	164	H	Delaware	
9	A	Florida St.		3	8					80	H	VCU		1	2	164	H	Delaware	
9	A	Florida St.		2	11					80	H	VCU		7	4	172	A	Furman	
9	A	Florida St.		2	1					98	H	Mercer		17	13	195	H	Richmond	
15	A	Coastal Caro.		3	5					98	H	Mercer		6	2	208	A	Elon	
15	H	Coastal Caro.		9	4					98	H	Mercer		5	4	208	A	Elon	
15	H	Coastal Caro.		4	2											208	A	Elon	
																213	A	Hofstra	
																213	A	Hofstra	
																213	A	Hofstra	
																218	A	The Citadel	
																218	A	The Citadel	
																218	H	The Citadel	
																245	H	Charleston So.	
LAST 15 GAMES																			
213	A	Hofstra		7	8	120	H	Ga. Southern		10	13								
213	A	Hofstra		1	3	208	A	Elon		11	6								
213	A	Hofstra		3	4	208	A	Elon		6	2								
15	A	Coastal Caro.		3	5														
7	H	UC Santa Barbara		6	6														

Non-Div. I Games:

Col. of Charleston

7	H	UC Santa Barbara	10	3
7	H	UC Santa Barbara	4	7

C
o
l
.
o
f
C
h
a
r
l
e
s
t
o
n

C
o
l
.
o
f
C
h
a
r
l
e
s
t
o
n

Average RPI Win: 84		WON-LOST	WINNING	LAST 15	STRENGTH OF		OPP. STRENGTH	TEAM	ADJ		CONF.	ADJ CONF.	
Average RPI Loss: 89		RECORD	PCT. RANK	GAMES	SCHEDULE		OF SCHEDULE	RPI	RPI		RPI	RPI	
DIV. I ONLY		19-17-0	.52778	127	1-0-0		7	89	32	.56866	32	6	6
DIV. I NON-CONF.		14-13-0	.51852	143	1-0-0		6	90	44	.56193	44	6	6
TOTALS		RPI 1-25	RPI 26-50		W-L RECORDS		RPI 51-100		RPI 101-150		RPI 150+		
19-17-0		1-2-0	5-5-0		OVERALL		6-4-0		6-3-0		1-3-0		
11-5-0		0-0-0	2-1-0		HOME		2-2-0		6-1-0		1-1-0		
6-11-0		1-2-0	3-4-0		AWAY		2-2-0		0-2-0		0-1-0		
2-1-0		0-0-0	0-0-0		NEUTRAL		2-0-0		0-0-0		0-1-0		
14-13-0		0-0-0	5-5-0		NON-CONFERENCE		5-2-0		3-3-0		1-3-0		
8-5-0		0-0-0	2-1-0		HOME		2-2-0		3-1-0		1-1-0		
4-7-0		0-0-0	3-0-		AWAY		1-0-0		0-2-0		0-1-0		
2-1-0		0-0-0	0-0-0		NEUTRAL		2-0-0		0-0-0		0-1-0		
5-4-0		1-2-0	0-0-0		CONFERENCE		1-2-0		3-0-0		0-0-0		
3-0-0		0-0-0	0-0-0		HOME		0-0-0		3-0-0		0-0-0		
2-4-0		1-2-0	0-0-0		AWAY		1-2-0		0-0-0		0-0-0		
0-0-0		0-0-0	0-0-0		NEUTRAL		0-0-0		0-0-0		0-0-0		
RPI S	Opponent	Score	RPI S	Opponent	Score	RPI S	Opponent	Score	RPI S	Opponent	Score		
19 A	Minnesota	5 9	29 A	East Carolina	3 4	60 N	Tennessee	10 9	102 H	Ohio St.	2 1		
19 A	Minnesota	4 6	38 H	Bryant	5 3	61 N	Southeastern La.	8 1	102 H	Ohio St.	3 0		
19 A	Minnesota	4 2	38 H	Bryant	8 6	80 A	VCU	7 1	102 H	Ohio St.	5 4		
			38 H	Bryant	0 2	80 H	VCU	8 1	116 A	UC Irvine	5 9		
			45 A	Alabama	1 3	81 H	High Point	3 4	133 A	Liberty	4 5		
			45 A	Alabama	1 5	81 H	High Point	13 5	133 H	Liberty	10 9		
			45 A	Alabama	9 5	81 H	High Point	2 7	137 H	Rhode Island	13 10		
			48 A	Cal St. Fullerton	1 0	93 A	Iowa	1 4	137 H	Rhode Island	1 2		
			48 A	Cal St. Fullerton	2 3	93 A	Iowa	1 8	137 H	Rhode Island	1 0		
			48 A	Cal St. Fullerton	8 4	93 A	Iowa	4 1	164 A	Delaware	7 12		
									164 N	Delaware	8 10		
									201 H	James Madison	5 2		
									207 H	George Washington	10 19		
LAST 15 GAMES													
80 A	VCU	7 1	201 H	James Madison	5 2								
19 A	Minnesota	4 6	133 A	Liberty	4 5								
19 A	Minnesota	4 2	81 H	High Point	3 4								
19 A	Minnesota	5 9											
102 H	Ohio St.	5 4											

Non-Div. I Games:

Maryland

102 H Ohio St.	2	1
102 H Ohio St.	3	0

M
a
r
y
l
a
n
d

M
a
r
y
l
a
n
d

Average RPI Win: 138		WON-LOST	WINNING	LAST 15	STRENGTH OF	OPP. STRENGTH	TEAM	ADJ	CONF.	ADJ CONF.					
Average RPI Loss: 67		RECORD	PCT. RANK	GAMES	SCHEDULE	OF SCHEDULE	RPI	RPI	RPI	RPI					
DIV. I ONLY		22-12-0	.64706	52	13-2-0	74	52	33	.56847	33	2	2			
DIV. I NON-CONF.		13-5-0	.72222	37	5-0-0	224	187	79	.53829	79	1	1			
<hr/>															
TOTALS		RPI 1-25		RPI 26-50		W-L RECORDS		RPI 51-100		RPI 101-150		RPI 150+			
22-12-0		1-6-0		5-2-0		OVERALL		5-0-0		0-1-0		11-3-0			
11-2-0		0-1-0		3-1-0		HOME		5-0-0		0-0-0		3-0-0			
6-7-0		1-5-0		1-0-0		AWAY		0-0-0		0-0-0		4-2-0			
5-3-0		0-0-0		1-1-0		NEUTRAL		0-0-0		0-1-0		4-1-0			
13-5-0		0-0-0		3-1-0		NON-CONFERENCE		2-0-0		0-1-0		8-3-0			
6-0-0		0-0-0		1-0-0		HOME		2-0-0		0-0-0		3-0-0			
2-2-0		0-0-0		1-0-		AWAY		0-0-0		0-0-0		1-2-0			
5-3-0		0-0-0		1-1-0		NEUTRAL		0-0-0		0-1-0		4-1-0			
9-7-0		1-6-0		2-1-0		CONFERENCE		3-0-0		0-0-0		3-0-0			
5-2-0		0-1-0		2-1-0		HOME		3-0-0		0-0-0		0-0-0			
4-5-0		1-5-0		0-0-0		AWAY		0-0-0		0-0-0		3-0-0			
0-0-0		0-0-0		0-0-0		NEUTRAL		0-0-0		0-0-0		0-0-0			
RPI	S	Opponent		Score	RPI	S	Opponent		Score	RPI	S	Opponent		Score	
2	A	Louisville		3 4	27	H	Michigan		9 5	74	H	Oregon		6 3	
2	A	Louisville		2 8	42	N	Gonzaga		7 6	78	H	Boston College		4 1	
2	A	Louisville		0 1	45	N	Alabama		0 4	78	H	Boston College		11 9	
3	H	Miami (FL)		2 10	47	H	Wake Forest		10 2	78	H	Boston College		4 1	
8	A	North Carolina St.		6 16	47	H	Wake Forest		6 5	86	H	Valparaiso		3 1	
8	A	North Carolina St.		8 4	47	H	Wake Forest		13 15	188	H	Ill.-Chicago		9 5	
8	A	North Carolina St.		1 9	49	A	Michigan St.		1 0	189	A	Virginia Tech		5 2	
										189 A Virginia Tech					6 2
										189 A Virginia Tech					16 4
										191 N Niagara					5 4
										231 H Toledo					10 3
										249 N Bucknell					5 6
										256 N Brown					7 6
										267 N Incarnate Word					13 2
										287 N Texas Southern					6 5
										291 H Chicago St.					6 3

3	H	Miami (FL)	2	10
86	H	Valparaiso	3	1

N
o
t
r
e
D
a
m
e

N
o
t
r
e
D
a
m
e

Average RPI Win: 167		WON-LOST	WINNING	LAST 15	STRENGTH OF		OPP. STRENGTH	TEAM	ADJ		CONF.	ADJ CONF.		
Average RPI Loss: 85		RECORD	PCT. RANK	GAMES	SCHEDULE		OF SCHEDULE	RPI	RPI		RPI	RPI		
DIV. I ONLY		27-7-0	.79412	5	9-6-0		173	95	34	.56682	34	8	8	
DIV. I NON-CONF.		17-2-0	.89474	5	1-1-0		216	133	19	.58412	19	8	8	
TOTALS		RPI 1-25	RPI 26-50		W-L RECORDS		RPI 51-100		RPI 101-150		RPI 150+			
27-7-0		0-0-0	1-2-0		OVERALL		5-3-0		4-1-0		17-1-0			
13-4-0		0-0-0	0-0-0		HOME		2-2-0		4-1-0		7-1-0			
10-3-0		0-0-0	1-2-0		AWAY		3-1-0		0-0-0		6-0-0			
4-0-0		0-0-0	0-0-0		NEUTRAL		0-0-0		0-0-0		4-0-0			
17-2-0		0-0-0	0-0-0		NON-CONFERENCE		3-2-0		2-0-0		12-0-0			
7-1-0		0-0-0	0-0-0		HOME		0-1-0		2-0-0		5-0-0			
6-1-0		0-0-0	0-0-		AWAY		3-1-0		0-0-0		3-0-0			
4-0-0		0-0-0	0-0-0		NEUTRAL		0-0-0		0-0-0		4-0-0			
10-5-0		0-0-0	1-2-0		CONFERENCE		2-1-0		2-1-0		5-1-0			
6-3-0		0-0-0	0-0-0		HOME		2-1-0		2-1-0		2-1-0			
4-2-0		0-0-0	1-2-0		AWAY		0-0-0		0-0-0		3-0-0			
0-0-0		0-0-0	0-0-0		NEUTRAL		0-0-0		0-0-0		0-0-0			
RPI	S	Opponent	Score		RPI	S	Opponent	Score		RPI	S	Opponent	Score	
36	A	St. Mary's (CA)	4	5	54	H	Arizona	5	11	109	H	Loyola Marymount	7	4
36	A	St. Mary's (CA)	5	4	91	H	San Diego	13	1	109	H	Loyola Marymount	5	10
36	A	St. Mary's (CA)	4	7	91	H	San Diego	12	2	109	H	Loyola Marymount	4	1
					91	H	San Diego	7	13	136	H	Utah	14	3
					94	A	Samford	4	3	136	H	Utah	6	0
					94	A	Samford	5	10	153	H	Utah Valley	6	1
					94	A	Samford	7	1	176	H	Pacific	11	4
					94	A	Samford	6	4	176	H	Pacific	19	3
										176	H	Pacific	8	10
										190	A	Kansas	11	10
										190	A	Kansas	8	2
										190	A	Kansas	7	6
										191	H	Niagara	15	3
										191	H	Niagara	14	2
										191	H	Niagara	14	1
										191	H	Niagara	14	10
										196	A	Portland	5	3
										196	A	Portland	4	1
										196	A	Portland	8	2
										275	N	Saint Louis	21	7
										275	N	Saint Louis	11	3
										275	N	Saint Louis	5	0
										275	N	Saint Louis	11	7
LAST 15 GAMES														
36	A	St. Mary's (CA)	5	4	54	H	Arizona	5	11	275	N	Saint Louis	11	7
36	A	St. Mary's (CA)	4	7	196	A	Portland	5	3					
36	A	St. Mary's (CA)	4	5	196	A	Portland	4	1					
136	H	Utah	14	3										
91	H	San Diego	7	13										

Non-Div. I Games:

BYU

91	H	San Diego	13	1
91	H	San Diego	12	2

B
Y
U

B
Y
U

Average RPI Win:		109	WON-LOST RECORD		WINNING PCT. RANK		LAST 15 GAMES		STRENGTH OF SCHEDULE		OPP. STRENGTH OF SCHEDULE		TEAM RPI		ADJ RPI		CONF. RPI		ADJ CONF. RPI	
DIV. I ONLY			18-17-0		.51429 139		8-7-0		5		79		35		.56676 35		11		11	
DIV. I NON-CONF.			9-8-0		.52941 133		2-1-0		9		61		38		.56678 38		9		9	
TOTALS		RPI 1-25		RPI 26-50		W-L RECORDS		RPI 51-100		RPI 101-150		RPI 150+								
18-17-0		0-6-0		3-1-0		OVERALL		6-8-0		4-2-0		5-0-0								
10-6-0		0-1-0		2-1-0		HOME		1-2-0		3-2-0		4-0-0								
6-11-0		0-5-0		0-0-0		AWAY		5-6-0		1-0-0		0-0-0								
2-0-0		0-0-0		1-0-0		NEUTRAL		0-0-0		0-0-0		1-0-0								
9-8-0		0-6-0		1-0-0		NON-CONFERENCE		1-1-0		2-1-0		5-0-0								
5-2-0		0-1-0		0-0-0		HOME		0-0-0		1-1-0		4-0-0								
2-6-0		0-5-0		0-0-		AWAY		1-1-0		1-0-0		0-0-0								
2-0-0		0-0-0		1-0-0		NEUTRAL		0-0-0		0-0-0		1-0-0								
9-9-0		0-0-0		2-1-0		CONFERENCE		5-7-0		2-1-0		0-0-0								
5-4-0		0-0-0		2-1-0		HOME		1-2-0		2-1-0		0-0-0								
4-5-0		0-0-0		0-0-0		AWAY		4-5-0		0-0-0		0-0-0								
0-0-0		0-0-0		0-0-0		NEUTRAL		0-0-0		0-0-0		0-0-0								
RPI	S	Opponent		Score		RPI	S	Opponent		Score		RPI	S	Opponent		Score				
5	A	Texas A&M		6	7	36	N	St. Mary's (CA)		9	3	54	A	Arizona		6	4			
12	A	La.-Lafayette		0	4	50	H	Lamar		5	6	54	A	Arizona		1	4			
12	H	La.-Lafayette		1	10	50	H	Lamar		5	1	57	A	New Orleans		5	6			
21	A	Southern Miss.		5	15	50	H	Lamar		2	0	57	A	New Orleans		6	1			
21	A	Southern Miss.		6	8							57	A	New Orleans		4	5			
21	A	Southern Miss.		5	8							59	A	McNeese St.		1	2			
												59	A	McNeese St.		7	1			
												59	A	McNeese St.		8	7			
												61	H	Southeastern La.		1	2			
												61	H	Southeastern La.		5	8			
												61	H	Southeastern La.		3	2			
												85	A	Sam Houston St.		1	2			
												85	A	Sam Houston St.		7	5			
												85	A	Sam Houston St.		1	2			
LAST 15 GAMES																				
57 A New Orleans						4	5	59 A McNeese St.						8	7					
57 A New Orleans						5	6	59 A McNeese St.						7	1					
57 A New Orleans						6	1	59 A McNeese St.						1	2					
61 H Southeastern La.						3	2													
61 H Southeastern La.						5	8													

Non-Div. I Games:

Northwestern St.

61	H	Southeastern La.	1	2
12	A	La.-Lafayette	0	4

N
o
r
t
h
w
e
s
t
e
r
n
S
t
.

N
o
r
t
h
w
e
s
t
e
r
n
S
t
.

Average RPI Win:		133	WON-LOST RECORD		WINNING PCT. RANK		LAST 15 GAMES		STRENGTH OF SCHEDULE		OPP. STRENGTH OF SCHEDULE		TEAM RPI	ADJ RPI		CONF. RPI	ADJ CONF. RPI			
DIV. I ONLY			21-12-0		.63636		60		10-5-0		56		85		36	.56582		36	8	8
DIV. I NON-CONF.			11-7-0		.61111		80		2-1-0		134		56		84	.53527		84	8	8
TOTALS		RPI 1-25		RPI 26-50		W-L RECORDS		RPI 51-100		RPI 101-150		RPI 150+								
21-12-0		1-0-0		4-3-0		OVERALL		2-5-0		6-1-0		8-3-0								
10-4-0		0-0-0		4-2-0		HOME		0-1-0		5-1-0		1-0-0								
8-6-0		1-0-0		0-0-0		AWAY		2-3-0		1-0-0		4-3-0								
3-2-0		0-0-0		0-1-0		NEUTRAL		0-1-0		0-0-0		3-0-0								
11-7-0		1-0-0		0-1-0		NON-CONFERENCE		0-4-0		6-1-0		4-1-0								
6-2-0		0-0-0		0-0-0		HOME		0-1-0		5-1-0		1-0-0								
2-3-0		1-0-0		0-0-		AWAY		0-2-0		1-0-0		0-1-0								
3-2-0		0-0-0		0-1-0		NEUTRAL		0-1-0		0-0-0		3-0-0								
10-5-0		0-0-0		4-2-0		CONFERENCE		2-1-0		0-0-0		4-2-0								
4-2-0		0-0-0		4-2-0		HOME		0-0-0		0-0-0		0-0-0								
6-3-0		0-0-0		0-0-0		AWAY		2-1-0		0-0-0		4-2-0								
0-0-0		0-0-0		0-0-0		NEUTRAL		0-0-0		0-0-0		0-0-0								
RPI	S	Opponent		Score		RPI	S	Opponent		Score		RPI	S	Opponent		Score				
7	A	UC Santa Barbara		7	4	34	H	BYU		7	4	54	A	Arizona		5	11			
						34	H	BYU		5	4	60	N	Tennessee		3	6			
						34	H	BYU		4	5	62	A	Stanford		1	9			
						35	N	Northwestern St.		3	9	65	H	Fresno St.		4	6			
						42	H	Gonzaga		6	5	91	A	San Diego		9	1			
						42	H	Gonzaga		2	0	91	A	San Diego		0	4			
						42	H	Gonzaga		1	7	91	A	San Diego		9	0			
						LAST 15 GAMES														
						270	H	UC Davis		7	6	139	A	Nevada		8	5			
						34	H	BYU		4	5	154	A	Santa Clara		9	13			
						34	H	BYU		7	4	154	A	Santa Clara		1	0			
						34	H	BYU		5	4									
						176	A	Pacific		2	6									

Non-Div. I Games:

St. Mary's (CA)

176 A Pacific	9	4
176 A Pacific	14	2

S
t
.
M
a
r
y
'
s
(
C
A
)

S
t
.
M
a
r
y
'
s
(
C
A
)

Average RPI Win: 116		WON-LOST	WINNING	LAST 15	STRENGTH OF		OPP. STRENGTH	TEAM	ADJ	CONF.	ADJ CONF.
Average RPI Loss: 51		RECORD	PCT. RANK	GAMES	SCHEDULE		OF SCHEDULE	RPI	RPI	RPI	RPI
DIV. I ONLY		20-18-0	.52632	130	6-9-0		2	37	37	.56513	37
DIV. I NON-CONF.		14-9-0	.6087	83	1-3-0		23	151	70	.54699	70
TOTALS		RPI 1-25	RPI 26-50		W-L RECORDS		RPI 51-100		RPI 101-150		RPI 150+
20-18-0		4-10-0	3-2-0		OVERALL		3-3-0		3-1-0		7-2-0
15-11-0		3-4-0	2-2-0		HOME		2-3-0		3-1-0		5-1-0
5-7-0		1-6-0	1-0-0		AWAY		1-0-0		0-0-0		2-1-0
0-0-0		0-0-0	0-0-0		NEUTRAL		0-0-0		0-0-0		0-0-0
14-9-0		0-2-0	1-1-0		NON-CONFERENCE		3-3-0		3-1-0		7-2-0
10-7-0		0-1-0	0-1-0		HOME		2-3-0		3-1-0		5-1-0
4-2-0		0-1-0	1-0-		AWAY		1-0-0		0-0-0		2-1-0
0-0-0		0-0-0	0-0-0		NEUTRAL		0-0-0		0-0-0		0-0-0
6-9-0		4-8-0	2-1-0		CONFERENCE		0-0-0		0-0-0		0-0-0
5-4-0		3-3-0	2-1-0		HOME		0-0-0		0-0-0		0-0-0
1-5-0		1-5-0	0-0-0		AWAY		0-0-0		0-0-0		0-0-0
0-0-0		0-0-0	0-0-0		NEUTRAL		0-0-0		0-0-0		0-0-0
RPI S	Opponent	Score	RPI S	Opponent	Score	RPI S	Opponent	Score	RPI S	Opponent	Score
4 H	South Carolina	5 3	26 H	South Ala.	1 3	76 H	Western Ky.	7 8	119 H	Cincinnati	7 6
4 H	South Carolina	13 4	30 A	Georgia Tech	3 1	83 H	Wright St.	4 3	120 H	Ga. Southern	4 1
4 H	South Carolina	1 3	45 H	Alabama	12 4	83 H	Wright St.	5 1	120 H	Ga. Southern	3 5
5 A	Texas A&M	2 10	45 H	Alabama	7 10	83 H	Wright St.	1 3	120 H	Ga. Southern	5 1
5 A	Texas A&M	1 15	45 H	Alabama	7 1	98 A	Mercer	7 6	175 A	Charlotte	5 10
5 A	Texas A&M	0 5				98 H	Mercer	1 3	175 A	Charlotte	6 3
11 A	Clemson	0 12							182 A	Kennesaw St.	4 2
11 H	Clemson	6 11							182 H	Kennesaw St.	2 4
17 A	Mississippi St.	1 3							230 H	Lipscomb	9 8
17 A	Mississippi St.	2 9							230 H	Lipscomb	1 0
17 A	Mississippi St.	11 8							230 H	Lipscomb	8 2
20 H	Kentucky	6 14							245 H	Charleston So.	5 3
20 H	Kentucky	4 11							245 H	Charleston So.	10 3
20 H	Kentucky	5 2									
LAST 15 GAMES											
11 A	Clemson	0 12	5 A	Texas A&M	0 5						
4 H	South Carolina	5 3	11 H	Clemson	6 11						
4 H	South Carolina	13 4	45 H	Alabama	12 4						
4 H	South Carolina	1 3									
30 A	Georgia Tech	3 1									

Non-Div. I Games:

Georgia

5 A Texas A&M	2	10
5 A Texas A&M	1	15

G
e
o
r
g
i
a

G
e
o
r
g
i
a

Average RPI Win: 206		WON-LOST RECORD	WINNING PCT. RANK	LAST 15 GAMES	STRENGTH OF SCHEDULE	OPP. STRENGTH OF SCHEDULE	TEAM RPI	ADJ RPI	CONF. RPI	ADJ CONF. RPI													
Average RPI Loss: 110																							
DIV. I ONLY		25-7-0	.78125 8	12-3-0	191	211	38	.56507 38	28	28													
DIV. I NON-CONF.		12-6-0	.66667 53	2-2-0	154	80	43	.56337 43	28	28													
<hr/>																							
TOTALS		RPI 1-25		RPI 26-50		W-L RECORDS		RPI 51-100		RPI 101-150	RPI 150+												
25-7-0		1-1-0		1-2-0		OVERALL		1-2-0		2-0-0	20-2-0												
6-1-0		0-0-0		0-0-0		HOME		0-1-0		0-0-0	6-0-0												
14-5-0		0-0-0		1-2-0		AWAY		0-1-0		2-0-0	11-2-0												
5-1-0		1-1-0		0-0-0		NEUTRAL		1-0-0		0-0-0	3-0-0												
<hr/>																							
12-6-0		1-1-0		1-2-0		NON-CONFERENCE		1-2-0		2-0-0	7-1-0												
0-1-0		0-0-0		0-0-0		HOME		0-1-0		0-0-0	0-0-0												
7-4-0		0-0-0		1-0-		AWAY		0-1-0		2-0-0	4-1-0												
5-1-0		1-1-0		0-0-0		NEUTRAL		1-0-0		0-0-0	3-0-0												
<hr/>																							
13-1-0		0-0-0		0-0-0		CONFERENCE		0-0-0		0-0-0	13-1-0												
6-0-0		0-0-0		0-0-0		HOME		0-0-0		0-0-0	6-0-0												
7-1-0		0-0-0		0-0-0		AWAY		0-0-0		0-0-0	7-1-0												
0-0-0		0-0-0		0-0-0		NEUTRAL		0-0-0		0-0-0	0-0-0												
<hr/>																							
RPI	S	Opponent		Score		RPI	S	Opponent		Score		RPI	S	Opponent		Score							
7	N	UC Santa Barbara		2	16	32	A	Maryland		3	5	69	H	Hartford		8	9	137	A	Rhode Island		6	5
20	N	Kentucky		7	4	32	A	Maryland		6	8	73	A	UConn		3	6	150	A	Northeastern		19	2
						32	A	Maryland		2	0	87	N	Penn St.		3	1	162	N	Monmouth		8	4
																		162	N	Monmouth		8	5
																		164	A	Delaware		16	5
																		186	A	San Diego St.		10	2
																		225	A	Central Conn. St.		5	4
																		225	A	Central Conn. St.		7	0
																		225	A	Central Conn. St.		8	1
																		225	A	Central Conn. St.		6	1
																		244	H	Wagner		7	0
																		244	H	Wagner		10	4
																		244	H	Wagner		5	1
																		244	H	Wagner		3	2
																		253	N	Army West Point		6	1
																		260	H	LIU Brooklyn		3	1
																		260	H	LIU Brooklyn		5	1
																		273	A	Fairleigh Dickinson		19	1
																		273	A	Fairleigh Dickinson		11	9
																		273	A	Fairleigh Dickinson		6	2
																		273	A	Fairleigh Dickinson		3	10
																		285	A	George Mason		12	2
																		285	A	George Mason		2	3
																		285	A	George Mason		7	0
<hr/>																							
LAST 15 GAMES																							
						150	A	Northeastern		19	2	273	A	Fairleigh Dickinson		11	9	285	A	George Mason		2	3
						244	H	Wagner		5	1	273	A	Fairleigh Dickinson		3	10	285	A	George Mason		7	0
						244	H	Wagner		3	2	273	A	Fairleigh Dickinson		6	2						
						244	H	Wagner		10	4												
						244	H	Wagner		7	0												

Non-Div. I Games:

Bryant

73	A	UConn	3	6
273	A	Fairleigh Dickinson	19	1

B
r
y
a
n
t

B
r
y
a
n
t

Average RPI Win: 172		WON-LOST RECORD		WINNING PCT. RANK		LAST 15 GAMES		STRENGTH OF SCHEDULE		OPP. STRENGTH OF SCHEDULE		TEAM RPI		ADJ RPI		CONF. RPI		ADJ CONF. RPI	
DIV. I ONLY		28-10-0		.73684 16		11-4-0		158		122		39		.56488 39		14		14	
DIV. I NON-CONF.		21-8-0		.72414 36		4-2-0		115		108		36		.56989 36		16		16	
TOTALS		RPI 1-25		RPI 26-50		W-L RECORDS		RPI 51-100		RPI 101-150		RPI 150+							
28-10-0		1-3-0		1-2-0		OVERALL		4-1-0		3-0-0		19-4-0							
19-1-0		0-0-0		1-0-0		HOME		1-0-0		3-0-0		14-1-0							
7-8-0		1-3-0		0-2-0		AWAY		1-1-0		0-0-0		5-2-0							
2-1-0		0-0-0		0-0-0		NEUTRAL		2-0-0		0-0-0		0-1-0							
21-8-0		1-3-0		1-2-0		NON-CONFERENCE		4-1-0		3-0-0		12-2-0							
16-1-0		0-0-0		1-0-0		HOME		1-0-0		3-0-0		11-1-0							
3-6-0		1-3-0		0-0-		AWAY		1-1-0		0-0-0		1-0-0							
2-1-0		0-0-0		0-0-0		NEUTRAL		2-0-0		0-0-0		0-1-0							
7-2-0		0-0-0		0-0-0		CONFERENCE		0-0-0		0-0-0		7-2-0							
3-0-0		0-0-0		0-0-0		HOME		0-0-0		0-0-0		3-0-0							
4-2-0		0-0-0		0-0-0		AWAY		0-0-0		0-0-0		4-2-0							
0-0-0		0-0-0		0-0-0		NEUTRAL		0-0-0		0-0-0		0-0-0							
RPI S	Opponent		Score		RPI S	Opponent		Score		RPI S	Opponent		Score		RPI S	Opponent		Score	
8 A	North Carolina St.		4	8	46 A	Duke		4	7	81 A	High Point		9 3	146 H	Binghamton		19 4		
15 A	Coastal Caro.		4	7	47 A	Wake Forest		4	6	81 A	High Point		5 15	146 H	Binghamton		10 9		
15 A	Coastal Caro.		4	2	47 H	Wake Forest		18 3		81 H	High Point		13 5	146 H	Binghamton		5 2		
25 A	UNCW		4	8						95 N	Illinois		5 4	158 H	Georgetown		17 9		
										95 N	Illinois		20 9	158 H	Georgetown		5 4		
														158 H	Georgetown		8 4		
														172 A	Furman		18 11		
														172 A	Furman		14 0		
														172 A	Furman		7 9		
														184 A	Campbell		8 2		
														185 H	Marist		16 3		
														185 H	Marist		8 6		
														185 H	Marist		16 4		
														208 H	Elon		7 3		
														218 A	The Citadel		5 7		
														218 A	The Citadel		7 4		
														218 A	The Citadel		14 1		
														224 H	VMI		10 4		
														224 H	VMI		11 6		
														224 H	VMI		6 1		
														253 H	Army West Point		4 6		
														253 H	Army West Point		16 2		
														253 H	Army West Point		10 6		
														290 H	N.C. A&T		6 2		
														290 N	N.C. A&T		8 9		
														294 H	UMES		8 2		
				LAST 15 GAMES															
				172 A Furman				218 A The Citadel				14 1							
				172 A Furman				46 A Duke				4 7							
				172 A Furman				224 H VMI				6 1							
				47 H Wake Forest															
				47 A Wake Forest															

Non-Div. I Games:

UNCG

218 A The Citadel	7	4
218 A The Citadel	5	7

U
N
C
G

U
N
C
G

Average RPI Win: 130		WON-LOST	WINNING	LAST 15	STRENGTH OF		OPP. STRENGTH	TEAM	ADJ	CONF.	ADJ CONF.
Average RPI Loss: 43		RECORD	PCT. RANK	GAMES	SCHEDULE		OF SCHEDULE	RPI	RPI	RPI	RPI
DIV. I ONLY		24-15-0	.61538	74	7-8-0		26	30	40	.56476	40
DIV. I NON-CONF.		15-6-0	.71429	39	3-2-0		140	162	82	.53671	82
TOTALS		RPI 1-25	RPI 26-50		W-L RECORDS		RPI 51-100		RPI 101-150		RPI 150+
24-15-0		4-6-0	5-4-0		OVERALL		1-4-0		3-0-0		11-1-0
18-8-0		3-3-0	3-3-0		HOME		0-1-0		2-0-0		10-1-0
4-7-0		1-3-0	2-1-0		AWAY		1-3-0		0-0-0		0-0-0
2-0-0		0-0-0	0-0-0		NEUTRAL		0-0-0		1-0-0		1-0-0
15-6-0		0-1-0	1-2-0		NON-CONFERENCE		0-2-0		3-0-0		11-1-0
13-4-0		0-0-0	1-2-0		HOME		0-1-0		2-0-0		10-1-0
0-2-0		0-1-0	0-0-		AWAY		0-1-0		0-0-0		0-0-0
2-0-0		0-0-0	0-0-0		NEUTRAL		0-0-0		1-0-0		1-0-0
9-9-0		4-5-0	4-2-0		CONFERENCE		1-2-0		0-0-0		0-0-0
5-4-0		3-3-0	2-1-0		HOME		0-0-0		0-0-0		0-0-0
4-5-0		1-2-0	2-1-0		AWAY		1-2-0		0-0-0		0-0-0
0-0-0		0-0-0	0-0-0		NEUTRAL		0-0-0		0-0-0		0-0-0
RPI S	Opponent	Score	RPI S	Opponent	Score	RPI S	Opponent	Score	RPI S	Opponent	Score
2 A	Louisville	0 15	29 H	East Carolina	5 8	52 H	Old Dominion	4 5	104 N	Kent St.	8 6
2 A	Louisville	6 3	29 H	East Carolina	1 6	78 A	Boston College	3 0	131 H	Longwood	9 4
2 A	Louisville	4 11	29 H	East Carolina	4 2	78 A	Boston College	4 5	145 H	William & Mary	16 8
8 H	North Carolina St.	7 8	46 A	Duke	6 0	78 A	Boston College	2 3	162 H	Monmouth	4 2
8 H	North Carolina St.	2 5	46 A	Duke	7 6	80 A	VCU	5 7	162 H	Monmouth	4 6
8 H	North Carolina St.	5 3	46 A	Duke	0 3				162 H	Monmouth	11 10
15 A	Coastal Caro.	4 5	47 H	Wake Forest	4 0				192 H	Radford	11 3
16 H	North Carolina	1 8	47 H	Wake Forest	6 4				201 H	James Madison	15 6
16 H	North Carolina	7 4	47 H	Wake Forest	8 9				207 H	George Washington	15 3
16 H	North Carolina	15 9							224 H	VMI	18 1
									244 H	Wagner	20 7
									244 H	Wagner	6 2
									249 N	Appalachian St.	8 0
									258 H	Towson	4 3
									258 H	Towson	10 8
			LAST 15 GAMES								
			192 H	Radford	11 3	78 A	Boston College	3 0			
			16 H	North Carolina	15 9	207 H	George Washington	15 3			
			16 H	North Carolina	1 8	80 A	VCU	5 7			
			16 H	North Carolina	7 4						
			131 H	Longwood	9 4						

Non-Div. I Games:

Virginia

78 A Boston College	4	5
78 A Boston College	2	3

V
i
r
g
i
n
i
a

V
i
r
g
i
n
i
a

[illegible]

Non-Div. I Games:

Creighton

77	H	Nebraska	4	3
117	H	Seton Hall	4	5

C
r
e
i
g
h
t
o
n

C
r
e
i
g
h
t
o
n

Average RPI Win: 150		WON-LOST RECORD	WINNING PCT. RANK	LAST 15 GAMES	STRENGTH OF SCHEDULE	OPP. STRENGTH OF SCHEDULE	TEAM RPI	ADJ RPI		CONF. RPI	ADJ CONF. RPI
Average RPI Loss: 90											
DIV. I ONLY		22-12-0	.64706 52	10-5-0	143	46	42	.56384	42	8	8
DIV. I NON-CONF.		12-7-0	.63158 70	2-1-0	112	39	30	.57512	30	8	8
<hr/>											
TOTALS		RPI 1-25	RPI 26-50		W-L RECORDS		RPI 51-100		RPI 101-150		RPI 150+
22-12-0		1-2-0	1-3-0		OVERALL		1-1-0		7-4-0		12-2-0
6-1-0		0-0-0	0-0-0		HOME		0-0-0		2-1-0		4-0-0
14-9-0		1-2-0	1-2-0		AWAY		1-1-0		5-2-0		6-2-0
2-2-0		0-0-0	0-1-0		NEUTRAL		0-0-0		0-1-0		2-0-0
12-7-0		1-2-0	0-1-0		NON-CONFERENCE		1-1-0		4-1-0		6-2-0
1-0-0		0-0-0	0-0-0		HOME		0-0-0		0-0-0		1-0-0
9-5-0		1-2-0	0-0-		AWAY		1-1-0		4-0-0		3-2-0
2-2-0		0-0-0	0-1-0		NEUTRAL		0-0-0		0-1-0		2-0-0
10-5-0		0-0-0	1-2-0		CONFERENCE		0-0-0		3-3-0		6-0-0
5-1-0		0-0-0	0-0-0		HOME		0-0-0		2-1-0		3-0-0
5-4-0		0-0-0	1-2-0		AWAY		0-0-0		1-2-0		3-0-0
0-0-0		0-0-0	0-0-0		NEUTRAL		0-0-0		0-0-0		0-0-0
RPI S	Opponent	Score		RPI S	Opponent	Score		RPI S	Opponent	Score	
22 A	TCU	4	3	33 N	Notre Dame	6	7	56 A	Washington	0	2
22 A	TCU	1	16	36 A	St. Mary's (CA)	5	6	56 A	Washington	8	6
22 A	TCU	2	10	36 A	St. Mary's (CA)	7	1				
				36 A	St. Mary's (CA)	0	2				
				LAST 15 GAMES							
				144 A	San Francisco	3	5	176 A	Pacific	10	5
				144 A	San Francisco	10	2	176 A	Pacific	5	3
				144 A	San Francisco	1	9	176 A	Pacific	6	0
				196 H	Portland	14	5				
				196 H	Portland	3	0				
								196 H	Portland	14	5
								196 H	Portland	18	1
								267 N	Incarnate Word	8	5
								287 N	Texas Southern	18	3

Non-Div. I Games:

Gonzaga

196	H	Portland	18	1
167	H	Washington St.	8	0

G
o
n
z
a
g
a

G
o
n
z
a
g
a

Average RPI Win: 132		WON-LOST	WINNING	LAST 15	STRENGTH OF		OPP. STRENGTH	TEAM	ADJ	CONF.	ADJ CONF.
Average RPI Loss: 52		RECORD	PCT. RANK	GAMES	SCHEDULE		OF SCHEDULE	RPI	RPI	RPI	RPI
DIV. I ONLY		17-14-0	.54839	117	37		34	43	.56382	43	2
DIV. I NON-CONF.		9-5-0	.64286	64	118		196	39	.565	39	1
TOTALS		RPI 1-25	RPI 26-50		W-L RECORDS		RPI 51-100		RPI 101-150		RPI 150+
17-14-0		3-6-0	1-1-0		OVERALL		2-5-0		3-1-0		8-1-0
5-4-0		1-2-0	1-1-0		HOME		2-1-0		1-0-0		0-0-0
9-9-0		2-4-0	0-0-0		AWAY		0-4-0		2-0-0		5-1-0
3-1-0		0-0-0	0-0-0		NEUTRAL		0-0-0		0-1-0		3-0-0
9-5-0		0-0-0	0-0-0		NON-CONFERENCE		0-4-0		3-1-0		6-0-0
1-0-0		0-0-0	0-0-0		HOME		0-0-0		1-0-0		0-0-0
5-4-0		0-0-0	0-0-		AWAY		0-4-0		2-0-0		3-0-0
3-1-0		0-0-0	0-0-0		NEUTRAL		0-0-0		0-1-0		3-0-0
8-9-0		3-6-0	1-1-0		CONFERENCE		2-1-0		0-0-0		2-1-0
4-4-0		1-2-0	1-1-0		HOME		2-1-0		0-0-0		0-0-0
4-5-0		2-4-0	0-0-0		AWAY		0-0-0		0-0-0		2-1-0
0-0-0		0-0-0	0-0-0		NEUTRAL		0-0-0		0-0-0		0-0-0
RPI S	Opponent	Score	RPI S	Opponent	Score	RPI S	Opponent	Score	RPI S	Opponent	Score
9 H	Florida St.	2 10	30 H	Georgia Tech	13 6	57 A	New Orleans	5 12	102 N	Ohio St.	8 11
9 H	Florida St.	5 2	30 H	Georgia Tech	3 6	57 A	New Orleans	6 13	104 A	Kent St.	9 4
9 H	Florida St.	4 17				57 A	New Orleans	5 8	104 H	Kent St.	13 5
11 A	Clemson	6 14				78 H	Boston College	4 6	111 A	West Virginia	4 1
11 A	Clemson	3 4				78 H	Boston College	5 0	189 A	Virginia Tech	4 5
11 A	Clemson	15 5				78 H	Boston College	5 4	189 A	Virginia Tech	6 5
16 A	North Carolina	5 0				87 A	Penn St.	0 7	189 A	Virginia Tech	8 3
16 A	North Carolina	0 4							191 N	Niagara	5 4
16 A	North Carolina	2 14							191 N	Niagara	19 10
									231 N	Toledo	7 2
									238 A	Grambling	14 6
									238 A	Grambling	16 6
									238 A	Grambling	18 5
LAST 15 GAMES											
	189 A	Virginia Tech	8	3		11 A	Clemson	3	4		
	189 A	Virginia Tech	6	5		11 A	Clemson	15	5		
	189 A	Virginia Tech	4	5		11 A	Clemson	6	14		
	111 A	West Virginia	4	1							
	30 H	Georgia Tech	13	6							

Non-Div. I Games:

Pittsburgh

30	H	Georgia Tech	3	6
87	A	Penn St.	0	7

P
i
t
t
s
b
u
r
g
h

P
i
t
t
s
b
u
r
g
h

Average RPI Win:	131	WON-LOST RECORD	WINNING PCT. RANK	LAST 15 GAMES		STRENGTH OF SCHEDULE	OPP. STRENGTH OF SCHEDULE	TEAM RPI	ADJ RPI	CONF. RPI	ADJ CONF. RPI				
DIV. I ONLY		24-9-0	.72727	21	8-7-0	166	25	44	.56271	44	3	3			
DIV. I NON-CONF.		16-3-0	.84211	9	4-1-0	245	23	45	.56156	45	3	3			
<hr/>															
TOTALS	RPI 1-25		RPI 26-50		W-L RECORDS		RPI 51-100		RPI 101-150		RPI 150+				
24-9-0	1-3-0		0-0-0		OVERALL		5-1-0		10-1-0		8-4-0				
10-3-0	0-0-0		0-0-0		HOME		2-1-0		5-1-0		3-1-0				
5-5-0	0-3-0		0-0-0		AWAY		3-0-0		0-0-0		2-2-0				
9-1-0	1-0-0		0-0-0		NEUTRAL		0-0-0		5-0-0		3-1-0				
16-3-0	1-0-0		0-0-0		NON-CONFERENCE		2-0-0		6-1-0		7-2-0				
5-2-0	0-0-0		0-0-0		HOME		0-0-0		2-1-0		3-1-0				
3-0-0	0-0-0		0-0-		AWAY		2-0-0		0-0-0		1-0-0				
8-1-0	1-0-0		0-0-0		NEUTRAL		0-0-0		4-0-0		3-1-0				
8-6-0	0-3-0		0-0-0		CONFERENCE		3-1-0		4-0-0		1-2-0				
5-1-0	0-0-0		0-0-0		HOME		2-1-0		3-0-0		0-0-0				
2-5-0	0-3-0		0-0-0		AWAY		1-0-0		0-0-0		1-2-0				
1-0-0	0-0-0		0-0-0		NEUTRAL		0-0-0		1-0-0		0-0-0				
RPI	S	Opponent	Score	RPI	S	Opponent	Score	RPI	S	Opponent	Score	RPI	S	Opponent	Score
19	N	Minnesota	8 7					56	H	Washington	10 1	112	H	Arizona St.	12 2
24	A	California	0 5					56	H	Washington	2 3	112	H	Arizona St.	3 2
24	A	California	3 5					56	H	Washington	5 4	112	H	Arizona St.	7 3
24	A	California	2 6					74	A	Oregon	11 10	136	N	Utah	10 2
								91	A	San Diego	5 2	138	N	Ball St.	7 6
								91	A	San Diego	7 2	144	H	San Francisco	0 5
												144	H	San Francisco	4 0
												144	H	San Francisco	8 5
												145	N	William & Mary	12 3
												148	N	Kansas St.	7 5
												148	N	Kansas St.	14 0
												153	N	Utah Valley	9 12
												161	H	Central Ark.	6 2
												161	H	Central Ark.	7 1
												161	N	Central Ark.	6 2
												167	A	Washington St.	5 7
												167	A	Washington St.	12 3
												167	A	Washington St.	3 8
												186	H	San Diego St.	5 6
												186	H	San Diego St.	9 6
												190	N	Kansas	3 1
												190	N	Kansas	9 3
												196	A	Portland	13 6

Non-Div. I Games:

Oregon St.

161 N	Central Ark.	6	2
161 H	Central Ark.	6	2

O
r
e
g
o
n
s
t
.

O
r
e
g
o
n
s
t
.

Average RPI Win: 112		WON-LOST RECORD		WINNING PCT. RANK		LAST 15 GAMES		STRENGTH OF SCHEDULE		OPP. STRENGTH OF SCHEDULE		TEAM RPI		ADJ RPI		CONF. RPI		ADJ CONF. RPI	
DIV. I ONLY		23-14-0		.62162 70		8-7-0		75		2		45		.5615 45		1		1	
DIV. I NON-CONF.		15-6-0		.71429 39		4-0-0		217		17		87		.53392 87		2		2	
TOTALS		RPI 1-25		RPI 26-50		W-L RECORDS		RPI 51-100		RPI 101-150		RPI 150+							
23-14-0		5-6-0		4-3-0		OVERALL		5-3-0		1-2-0		8-0-0							
15-5-0		2-1-0		2-1-0		HOME		4-3-0		1-0-0		6-0-0							
5-7-0		3-4-0		1-2-0		AWAY		1-0-0		0-1-0		0-0-0							
3-2-0		0-1-0		1-0-0		NEUTRAL		0-0-0		0-1-0		2-0-0							
15-6-0		0-2-0		3-1-0		NON-CONFERENCE		3-2-0		1-1-0		8-0-0							
11-3-0		0-0-0		2-1-0		HOME		2-2-0		1-0-0		6-0-0							
1-2-0		0-1-0		0-0-		AWAY		1-0-0		0-1-0		0-0-0							
3-1-0		0-1-0		1-0-0		NEUTRAL		0-0-0		0-0-0		2-0-0							
8-8-0		5-4-0		1-2-0		CONFERENCE		2-1-0		0-1-0		0-0-0							
4-2-0		2-1-0		0-0-0		HOME		2-1-0		0-0-0		0-0-0							
4-5-0		3-3-0		1-2-0		AWAY		0-0-0		0-0-0		0-0-0							
0-1-0		0-0-0		0-0-0		NEUTRAL		0-0-0		0-1-0		0-0-0							
RPI	S	Opponent		Score		RPI	S	Opponent		Score		RPI	S	Opponent		Score			
6	H	Ole Miss		0 4		32	H	Maryland		3 1		60	H	Tennessee		7 3			
6	H	Ole Miss		2 0		32	H	Maryland		5 9		60	H	Tennessee		11 3			
6	H	Ole Miss		7 2		32	H	Maryland		5 1		60	H	Tennessee		3 6			
8	N	North Carolina St.		1 2		33	N	Notre Dame		4 0		66	H	Houston		2 3			
14	A	LSU		4 3		37	A	Georgia		10 7		66	H	Houston		1 3			
14	A	LSU		6 0		37	A	Georgia		1 7		66	H	Houston		7 6			
14	A	LSU		5 7		37	A	Georgia		4 12		71	A	Troy		2 1			
20	A	Kentucky		2 1								71	H	Troy		5 3			
20	A	Kentucky		2 6															
20	A	Kentucky		2 3															
21	A	Southern Miss.		2 9															
						LAST 15 GAMES													
						71	H	Troy		5 3		20	A	Kentucky		2 3			
						6	H	Ole Miss		7 2		288	H	Alcorn		8 0			
						6	H	Ole Miss		2 0		288	H	Alcorn		8 5			
						6	H	Ole Miss		0 4									
						127	H	UAB		7 6									

Non-Div. I Games:

Alabama

20 A Kentucky	2	1
20 A Kentucky	2	6

A
l
a
b
a
m
a

A
l
a
b
a
m
a

Duke				Through Games Of April 19, 2016											
Average RPI Win:	115	WON-LOST RECORD	WINNING PCT. RANK	LAST 15 GAMES	STRENGTH OF SCHEDULE	OPP. STRENGTH OF SCHEDULE	TEAM RPI	ADJ RPI	CONF. RPI	ADJ CONF. RPI					
DIV. I ONLY		21-17-0	.55263	112	11-4-0	9	31	46	.56146	46	2	2			
DIV. I NON-CONF.		14-6-0	.7	46	5-0-0	65	154	50	.55824	50	1	1			
<hr/>															
TOTALS		RPI 1-25		RPI 26-50		W-L RECORDS		RPI 51-100		RPI 101-150		RPI 150+			
21-17-0		5-8-0		5-6-0		OVERALL		0-1-0		3-1-0		8-1-0			
15-11-0		5-7-0		2-3-0		HOME		0-1-0		1-0-0		7-0-0			
5-5-0		0-1-0		3-3-0		AWAY		0-0-0		1-0-0		1-1-0			
1-1-0		0-0-0		0-0-0		NEUTRAL		0-0-0		1-1-0		0-0-0			
14-6-0		2-2-0		1-1-0		NON-CONFERENCE		0-1-0		3-1-0		8-1-0			
11-3-0		2-1-0		1-1-0		HOME		0-1-0		1-0-0		7-0-0			
2-2-0		0-1-0		0-0-		AWAY		0-0-0		1-0-0		1-1-0			
1-1-0		0-0-0		0-0-0		NEUTRAL		0-0-0		1-1-0		0-0-0			
7-11-0		3-6-0		4-5-0		CONFERENCE		0-0-0		0-0-0		0-0-0			
4-8-0		3-6-0		1-2-0		HOME		0-0-0		0-0-0		0-0-0			
3-3-0		0-0-0		3-3-0		AWAY		0-0-0		0-0-0		0-0-0			
0-0-0		0-0-0		0-0-0		NEUTRAL		0-0-0		0-0-0		0-0-0			
RPI	S	Opponent	Score	RPI	S	Opponent	Score	RPI	S	Opponent	Score	RPI	S	Opponent	Score
3	H	Miami (FL)	12 5	29	H	East Carolina	6 8	87	H	Penn St.	1 2	102	N	Ohio St.	8 1
3	H	Miami (FL)	2 14	30	A	Georgia Tech	10 4					133	A	Liberty	8 7
3	H	Miami (FL)	0 9	30	A	Georgia Tech	14 13					133	H	Liberty	6 1
11	H	Clemson	2 3	30	A	Georgia Tech	2 3					133	N	Liberty	0 1
11	H	Clemson	5 3	39	H	UNCG	7 4					180	A	Davidson	13 3
11	H	Clemson	2 1	40	H	Virginia	3 0					180	H	Davidson	9 2
15	A	Coastal Caro.	6 10	40	H	Virginia	0 6					184	A	Campbell	1 5
16	H	North Carolina	2 12	40	H	Virginia	6 7					184	H	Campbell	4 0
16	H	North Carolina	2 11	47	A	Wake Forest	3 2					231	H	Toledo	3 2
16	H	North Carolina	2 8	47	A	Wake Forest	0 12					231	H	Toledo	2 1
24	H	California	6 5	47	A	Wake Forest	2 3					231	H	Toledo	6 1
24	H	California	2 5									259	H	N.C. Central	3 0
24	H	California	5 4									294	H	UMES	9 1
<hr/>															
LAST 15 GAMES															
133	A	Liberty	8 7	11	H	Clemson	2 3								
3	H	Miami (FL)	0 9	11	H	Clemson	5 3								
3	H	Miami (FL)	12 5	39	H	UNCG	7 4								
3	H	Miami (FL)	2 14												
259	H	N.C. Central	3 0												

Non-Div. I Games:

Duke

180	A	Davidson	13	3
11	H	Clemson	2	1

D
u
k
e

D
u
k
e

Average RPI Win:	132	WON-LOST RECORD	WINNING PCT. RANK	LAST 15 GAMES	STRENGTH OF SCHEDULE	OPP. STRENGTH OF SCHEDULE	TEAM RPI	ADJ RPI	CONF. RPI	ADJ CONF. RPI					
DIV. I ONLY		23-17-0	.575	97	7-8-0	44	20	47	.56049	47	2	2			
DIV. I NON-CONF.		16-6-0	.72727	35	4-1-0	181	157	51	.55647	51	1	1			
<hr/>															
TOTALS	RPI 1-25	RPI 26-50		W-L RECORDS		RPI 51-100		RPI 101-150		RPI 150+					
23-17-0	4-7-0	5-6-0		OVERALL		1-0-0		1-2-0		12-2-0					
16-5-0	3-3-0	3-1-0		HOME		1-0-0		0-0-0		9-1-0					
7-12-0	1-4-0	2-5-0		AWAY		0-0-0		1-2-0		3-1-0					
0-0-0	0-0-0	0-0-0		NEUTRAL		0-0-0		0-0-0		0-0-0					
16-6-0	1-1-0	1-1-0		NON-CONFERENCE		1-0-0		1-2-0		12-2-0					
11-1-0	0-0-0	1-0-0		HOME		1-0-0		0-0-0		9-1-0					
5-5-0	1-1-0	0-0-		AWAY		0-0-0		1-2-0		3-1-0					
0-0-0	0-0-0	0-0-0		NEUTRAL		0-0-0		0-0-0		0-0-0					
7-11-0	3-6-0	4-5-0		CONFERENCE		0-0-0		0-0-0		0-0-0					
5-4-0	3-3-0	2-1-0		HOME		0-0-0		0-0-0		0-0-0					
2-7-0	0-3-0	2-4-0		AWAY		0-0-0		0-0-0		0-0-0					
0-0-0	0-0-0	0-0-0		NEUTRAL		0-0-0		0-0-0		0-0-0					
RPI	S	Opponent	Score	RPI	S	Opponent	Score	RPI	S	Opponent	Score	RPI	S	Opponent	Score
8	A	North Carolina St.	7 11	33	A	Notre Dame	2 10	81	H	High Point	8 3	103	A	Southern California	4 9
8	A	North Carolina St.	1 6	33	A	Notre Dame	5 6					103	A	Southern California	5 4
8	A	North Carolina St.	2 3	33	A	Notre Dame	15 13					103	A	Southern California	1 2
9	H	Florida St.	4 2	39	A	UNCG	3 18					158	H	Georgetown	3 1
9	H	Florida St.	9 0	39	H	UNCG	6 4					175	A	Charlotte	6 7
9	H	Florida St.	8 13	40	A	Virginia	9 8					175	H	Charlotte	6 5
11	H	Clemson	5 6	40	A	Virginia	0 4					180	A	Davidson	7 6
11	H	Clemson	8 13	40	A	Virginia	4 6					180	H	Davidson	7 4
11	H	Clemson	6 4	46	H	Duke	3 2					193	H	UMBC	10 8
15	A	Coastal Caro.	6 7	46	H	Duke	12 0					195	H	Richmond	17 4
15	A	Coastal Caro.	11 0	46	H	Duke	2 3					208	A	Elon	4 3
												223	H	Harvard	3 6
												224	H	VMI	8 4
												249	A	Appalachian St.	15 9
												258	H	Towson	8 4
												293	H	Saint Peter's	8 2
												298	H	Mt. St. Mary's	8 2

39	H	UNCG	6	4
8	A	North Carolina St.	1	6

Wake Forest

Wake Forest

Average RPI Win:		137	WON-LOST		WINNING		LAST 15		STRENGTH OF		OPP. STRENGTH		TEAM	ADJ		CONF.	ADJ CONF.							
Average RPI Loss:		70	RECORD		PCT. RANK		GAMES		SCHEDULE		OF SCHEDULE		RPI	RPI		RPI	RPI							
DIV. I ONLY			22-13-0		.62857		63		11-4-0		64		47		48		.55631		48		10		10	
DIV. I NON-CONF.			14-9-0		.6087		83		3-0-0		62		9		49		.55845		49		12		12	
TOTALS		RPI 1-25		RPI 26-50		W-L RECORDS		RPI 51-100		RPI 101-150		RPI 150+												
22-13-0		2-1-0		1-2-0		OVERALL		5-7-0		3-3-0		11-0-0												
16-6-0		0-0-0		1-2-0		HOME		2-2-0		3-2-0		10-0-0												
6-7-0		2-1-0		0-0-0		AWAY		3-5-0		0-1-0		1-0-0												
0-0-0		0-0-0		0-0-0		NEUTRAL		0-0-0		0-0-0		0-0-0												
14-9-0		2-1-0		1-2-0		NON-CONFERENCE		3-3-0		0-3-0		8-0-0												
9-4-0		0-0-0		1-2-0		HOME		1-0-0		0-2-0		7-0-0												
5-5-0		2-1-0		0-0-		AWAY		2-3-0		0-1-0		1-0-0												
0-0-0		0-0-0		0-0-0		NEUTRAL		0-0-0		0-0-0		0-0-0												
8-4-0		0-0-0		0-0-0		CONFERENCE		2-4-0		3-0-0		3-0-0												
7-2-0		0-0-0		0-0-0		HOME		1-2-0		3-0-0		3-0-0												
1-2-0		0-0-0		0-0-0		AWAY		1-2-0		0-0-0		0-0-0												
0-0-0		0-0-0		0-0-0		NEUTRAL		0-0-0		0-0-0		0-0-0												
RPI	S	Opponent		Score		RPI	S	Opponent		Score		RPI	S	Opponent		Score								
10	A	Texas Tech		7	3	32	H	Maryland		3	2	54	A	Arizona		0	2							
10	A	Texas Tech		4	1	32	H	Maryland		0	1	62	A	Stanford		0	2							
10	A	Texas Tech		5	6	32	H	Maryland		4	8	62	A	Stanford		1	2							
												62	A	Stanford		4	3							
												64	H	Long Beach St.		4	5							
												64	H	Long Beach St.		4	2							
												64	H	Long Beach St.		4	5							
												75	A	UCLA		14	7							
												91	H	San Diego		4	2							
												99	A	Cal Poly		2	1							
												99	A	Cal Poly		0	1							
												99	A	Cal Poly		3	6							
														186 H San Diego St.		8	1							
														263 A CSU Bakersfield		8	3							
														270 H UC Davis		10	0							
														270 H UC Davis		3	2							
														270 H UC Davis		13	3							
LAST 15 GAMES																								
						263	A	CSU Bakersfield		8	3	91	H	San Diego		4	2							
						270	H	UC Davis		13	3	105	H	CSUN		8	5							
						270	H	UC Davis		3	2	105	H	CSUN		2	1							
						270	H	UC Davis		10	0													
						99	A	Cal Poly		3	6													

Non-Div. I Games:

Cal St. Fullerton

99 A Cal Poly	0	1
99 A Cal Poly	2	1

C
a
l
S
t
.
F
u
l
l
e
r
t
o
n

C
a
l
S
t
.
F
u
l
l
e
r
t
o
n

Average RPI Win: 153		WON-LOST RECORD		WINNING PCT. RANK		LAST 15 GAMES		STRENGTH OF SCHEDULE		OPP. STRENGTH OF SCHEDULE		TEAM RPI		ADJ RPI		CONF. RPI		ADJ CONF. RPI					
DIV. I ONLY		25-8-0		.75758 14		10-5-0		201		84		49		.55599 49		6		6					
DIV. I NON-CONF.		17-6-0		.73913 32		2-3-0		221		109		73		.54418 73		6		6					
TOTALS		RPI 1-25		RPI 26-50		W-L RECORDS		RPI 51-100		RPI 101-150		RPI 150+											
25-8-0		0-1-0		1-1-0		OVERALL		9-1-0		2-1-0		13-4-0											
6-3-0		0-0-0		1-1-0		HOME		4-0-0		0-1-0		1-1-0											
7-4-0		0-0-0		0-0-0		AWAY		2-1-0		0-0-0		5-3-0											
12-1-0		0-1-0		0-0-0		NEUTRAL		3-0-0		2-0-0		7-0-0											
17-6-0		0-1-0		0-1-0		NON-CONFERENCE		4-0-0		2-1-0		11-3-0											
2-3-0		0-0-0		0-1-0		HOME		1-0-0		0-1-0		1-1-0											
3-2-0		0-0-0		0-0-		AWAY		0-0-0		0-0-0		3-2-0											
12-1-0		0-1-0		0-0-0		NEUTRAL		3-0-0		2-0-0		7-0-0											
8-2-0		0-0-0		1-0-0		CONFERENCE		5-1-0		0-0-0		2-1-0											
4-0-0		0-0-0		1-0-0		HOME		3-0-0		0-0-0		0-0-0											
4-2-0		0-0-0		0-0-0		AWAY		2-1-0		0-0-0		2-1-0											
0-0-0		0-0-0		0-0-0		NEUTRAL		0-0-0		0-0-0		0-0-0											
RPI	S	Opponent		Score		RPI	S	Opponent		Score		RPI	S	Opponent		Score							
21	N	Southern Miss.		0	2	27	H	Michigan		11	5	63	H	Rutgers		5	4	113	N	Auburn	3	0	
						33	H	Notre Dame		0	1	63	H	Rutgers		6	5	124	N	Saint Joseph's	8	7	
												63	H	Rutgers		5	2	132	H	Oakland	1	3	
												71	N	Troy		3	0	163	N	Texas St.	3	2	
												74	H	Oregon		3	2	166	N	North Dakota St.	9	5	
												87	A	Penn St.		7	0	169	H	Eastern Mich.	2	4	
												87	A	Penn St.		6	7	172	A	Furman	15	8	
												87	A	Penn St.		5	2	177	N	Presbyterian	11	5	
												90	N	FGCU		7	6	181	A	South Fla.	0	2	
												100	N	UCF		6	2	181	A	South Fla.	5	7	
																		181	A	South Fla.	11	1	
																		211	N	Fordham	7	2	
																		228	A	A&M-Corpus Christi	9	3	
																		251	N	Illinois St.	15	0	
																		255	A	Purdue	11	0	
																		255	A	Purdue	5	3	
																		255	A	Purdue	2	5	
																		265	H	Central Mich.	4	1	
																		265	N	Central Mich.	7	3	
																		280	N	Butler	9	2	
LAST 15 GAMES																							
						33	H	Notre Dame		0	1	87	A	Penn St.		5	2						
						255	A	Purdue		2	5	87	A	Penn St.		7	0						
						255	A	Purdue		5	3	169	H	Eastern Mich.		2	4						
						255	A	Purdue		11	0												
						265	N	Central Mich.		7	3												

Non-Div. I Games:

Michigan St.

27 H Michigan	11	5
87 A Penn St.	6	7

M
i
c
h
i
g
a
n
s
t
.

M
i
c
h
i
g
a
n
s
t
.

Average RPI Win:	145	WON-LOST RECORD	WINNING PCT. RANK	LAST 15 GAMES	STRENGTH OF SCHEDULE	OPP. STRENGTH OF SCHEDULE	TEAM RPI	ADJ RPI	CONF. RPI	ADJ CONF. RPI						
DIV. I ONLY		26-10-0	.72222	23	12-3-0	121	90	50	.55479	50	11	11				
DIV. I NON-CONF.		10-6-0	.625	71	1-1-0	72	225	117	.51922	117	9	9				
<hr/>																
TOTALS	RPI 1-25	RPI 26-50		W-L RECORDS		RPI 51-100		RPI 101-150		RPI 150+						
26-10-0	1-0-0	1-2-0		OVERALL		8-3-0		1-1-0		15-4-0						
18-7-0	1-0-0	0-0-0		HOME		8-3-0		0-0-0		9-4-0						
8-3-0	0-0-0	1-2-0		AWAY		0-0-0		1-1-0		6-0-0						
0-0-0	0-0-0	0-0-0		NEUTRAL		0-0-0		0-0-0		0-0-0						
<hr/>																
10-6-0	1-0-0	0-0-0		NON-CONFERENCE		4-1-0		1-1-0		4-4-0						
9-5-0	1-0-0	0-0-0		HOME		4-1-0		0-0-0		4-4-0						
1-1-0	0-0-0	0-0-		AWAY		0-0-0		1-1-0		0-0-0						
0-0-0	0-0-0	0-0-0		NEUTRAL		0-0-0		0-0-0		0-0-0						
<hr/>																
16-4-0	0-0-0	1-2-0		CONFERENCE		4-2-0		0-0-0		11-0-0						
9-2-0	0-0-0	0-0-0		HOME		4-2-0		0-0-0		5-0-0						
7-2-0	0-0-0	1-2-0		AWAY		0-0-0		0-0-0		6-0-0						
0-0-0	0-0-0	0-0-0		NEUTRAL		0-0-0		0-0-0		0-0-0						
<hr/>																
RPI S	Opponent	Score		RPI S	Opponent	Score		RPI S	Opponent	Score						
14 H	LSU	12 11		35 A	Northwestern St.	0 2		54 H	Arizona	13 5		114 A	Baylor	3 6		
				35 A	Northwestern St.	1 5		55 H	Southeast Mo. St.	2 1		130 A	Texas	4 2		
				35 A	Northwestern St.	6 5		55 H	Southeast Mo. St.	2 1		161 H	Central Ark.	19 5		
								55 H	Southeast Mo. St.	5 2		161 H	Central Ark.	7 6		
								57 H	New Orleans	10 7		161 H	Central Ark.	9 2		
								57 H	New Orleans	7 5		166 H	North Dakota St.	5 7		
								57 H	New Orleans	5 1		166 H	North Dakota St.	0 3		
								59 H	McNeese St.	4 5		166 H	North Dakota St.	7 6		
								59 H	McNeese St.	5 1		166 H	North Dakota St.	6 7		
								59 H	McNeese St.	0 1		183 A	Abilene Christian	7 5		
								66 H	Houston	3 4		183 A	Abilene Christian	16 6		
												183 A	Abilene Christian	8 5		
												219 H	Nicholls St.	14 10		
												219 H	Nicholls St.	7 2		
												228 A	A&M-Corpus Christi	1 0		
												228 A	A&M-Corpus Christi	15 12		
												228 A	A&M-Corpus Christi	5 1		
												257 H	UTRGV	4 1		
												257 H	UTRGV	4 1		
												257 H	UTRGV	3 7		
												295 H	Prairie View	13 3		
<hr/>																
LAST 15 GAMES																
59 H McNeese St.				0 1				219 H Nicholls St.					14 10			
59 H McNeese St.				4 5				219 H Nicholls St.					7 2			
59 H McNeese St.				5 1				183 A Abilene Christian					7 5			
114 A Baylor				3 6												
228 A A&M-Corpus Christi				15 12												

228 A A&M-Corpus Christi	5	1
228 A A&M-Corpus Christi	1	0

L
a
m
a
r

L
a
m
a
r

T
u
l
a
n
e

Tulane

29 H East Carolina	3	7
29 H East Carolina	3	0

T
u
l
a
n
e

T
u
l
a
n
e

Average RPI Win:		130	WON-LOST RECORD		WINNING PCT. RANK		LAST 15 GAMES		STRENGTH OF SCHEDULE		OPP. STRENGTH OF SCHEDULE		TEAM RPI		ADJ RPI		CONF. RPI		ADJ CONF. RPI					
DIV. I ONLY			24-13-0		.64865		50		6-9-0		84		58		52		.55447		52		4		4	
DIV. I NON-CONF.			17-5-0		.77273		19		2-1-0		119		83		28		.57716		28		4		4	
TOTALS		RPI 1-25		RPI 26-50				W-L RECORDS				RPI 51-100				RPI 101-150				RPI 150+				
24-13-0		1-6-0		1-0-0				OVERALL				8-1-0				5-4-0				9-2-0				
15-7-0		0-3-0		0-0-0				HOME				7-1-0				3-2-0				5-1-0				
6-6-0		0-3-0		1-0-0				AWAY				1-0-0				1-2-0				3-1-0				
3-0-0		1-0-0		0-0-0				NEUTRAL				0-0-0				1-0-0				1-0-0				
17-5-0		1-0-0		1-0-0				NON-CONFERENCE				5-1-0				4-2-0				6-2-0				
11-2-0		0-0-0		0-0-0				HOME				4-1-0				2-0-0				5-1-0				
3-3-0		0-0-0		1-0-				AWAY				1-0-0				1-2-0				0-1-0				
3-0-0		1-0-0		0-0-0				NEUTRAL				0-0-0				1-0-0				1-0-0				
7-8-0		0-6-0		0-0-0				CONFERENCE				3-0-0				1-2-0				3-0-0				
4-5-0		0-3-0		0-0-0				HOME				3-0-0				1-2-0				0-0-0				
3-3-0		0-3-0		0-0-0				AWAY				0-0-0				0-0-0				3-0-0				
0-0-0		0-0-0		0-0-0				NEUTRAL				0-0-0				0-0-0				0-0-0				
RPI	S	Opponent		Score		RPI	S	Opponent		Score		RPI	S	Opponent		Score		RPI	S	Opponent		Score		
8	N	North Carolina St.		5	0	40	A	Virginia		5	4	63	H	Rutgers		7	4	104	N	Kent St.		2	0	
18	A	Rice		2	6							63	H	Rutgers		2	5	111	A	West Virginia		5	4	
18	A	Rice		1	3							63	H	Rutgers		4	2	111	A	West Virginia		5	6	
18	A	Rice		2	8							76	H	Western Ky.		8	3	111	A	West Virginia		3	4	
23	H	Fla. Atlantic		7	10							76	H	Western Ky.		4	2	122	H	UTSA		2	7	
23	H	Fla. Atlantic		1	3							76	H	Western Ky.		12	8	122	H	UTSA		0	3	
23	H	Fla. Atlantic		0	11							79	H	Princeton		10	4	122	H	UTSA		5	2	
												79	H	Princeton		7	6	133	H	Liberty		7	6	
												80	A	VCU		3	1	145	H	William & Mary		7	1	
																		164	H	Delaware		10	4	
																		168	A	FIU		12	11	
																		168	A	FIU		11	1	
																		168	A	FIU		10	2	
																		189	H	Virginia Tech		1	22	
																		209	H	Manhattan		6	5	
																		224	A	VMI		6	8	
																		224	H	VMI		6	5	
																		224	H	VMI		8	2	
																		249	N	Appalachian St.		12	3	
																		286	H	Norfolk St.		5	3	
LAST 15 GAMES																								
224	A	VMI		6	8	145	H	William & Mary		7	1													
122	H	UTSA		2	7	23	H	Fla. Atlantic		0	11													
122	H	UTSA		0	3	23	H	Fla. Atlantic		1	3													
122	H	UTSA		5	2																			
168	A	FIU		11	1																			

Non-Div. I Games:

Old Dominion

168 A FIU	10	2
168 A FIU	12	11

O
l
d
D
o
m
i
n
i
o
n

O
l
d
D
o
m
i
n
i
o
n

Average RPI Win:		162	WON-LOST RECORD		WINNING PCT. RANK	LAST 15 GAMES	STRENGTH OF SCHEDULE		OPP. STRENGTH OF SCHEDULE	TEAM RPI	ADJ RPI	CONF. RPI	ADJ CONF. RPI
Average RPI Loss:		114											
DIV. I ONLY		26-12-0			.68421 35	11-4-0	162		54	53	.55363 53	13	13
DIV. I NON-CONF.		12-8-0			.6 89	4-2-0	53		68	47	.5605 47	11	11
TOTALS		RPI 1-25	RPI 26-50		W-L RECORDS		RPI 51-100		RPI 101-150		RPI 150+		
26-12-0		0-2-0	0-0-0		OVERALL		3-3-0		7-2-0		16-5-0		
11-5-0		0-1-0	0-0-0		HOME		3-3-0		2-1-0		6-0-0		
14-6-0		0-1-0	0-0-0		AWAY		0-0-0		5-1-0		9-4-0		
1-1-0		0-0-0	0-0-0		NEUTRAL		0-0-0		0-0-0		1-1-0		
12-8-0		0-2-0	0-0-0		NON-CONFERENCE		0-3-0		3-0-0		9-3-0		
3-4-0		0-1-0	0-0-0		HOME		0-3-0		0-0-0		3-0-0		
8-3-0		0-1-0	0-0-		AWAY		0-0-0		3-0-0		5-2-0		
1-1-0		0-0-0	0-0-0		NEUTRAL		0-0-0		0-0-0		1-1-0		
14-4-0		0-0-0	0-0-0		CONFERENCE		3-0-0		4-2-0		7-2-0		
8-1-0		0-0-0	0-0-0		HOME		3-0-0		2-1-0		3-0-0		
6-3-0		0-0-0	0-0-0		AWAY		0-0-0		2-1-0		4-2-0		
0-0-0		0-0-0	0-0-0		NEUTRAL		0-0-0		0-0-0		0-0-0		
RPI S	Opponent	Score	RPI S	Opponent	Score	RPI S	Opponent	Score	RPI S	Opponent	Score		
10 A	Texas Tech	10 14				58 H	Dallas Baptist	2 5	139 A	Nevada	8 3		
10 H	Texas Tech	4 7				58 H	Dallas Baptist	8 33	139 A	Nevada	3 2		
						58 H	Dallas Baptist	11 12	139 A	Nevada	6 7		
						65 H	Fresno St.	2 1	144 A	San Francisco	12 3		
						65 H	Fresno St.	14 13	147 A	Sacramento St.	12 3		
						65 H	Fresno St.	7 4	147 A	Sacramento St.	1 0		
									149 H	UNLV	15 3		
									149 H	UNLV	10 5		
									149 H	UNLV	5 6		
									152 N	New Mexico St.	3 2		
									152 N	New Mexico St.	6 9		
									154 A	Santa Clara	7 13		
									170 A	Grand Canyon	6 5		
									170 A	Grand Canyon	10 6		
									178 H	Wichita St.	8 6		
									178 H	Wichita St.	17 7		
									178 H	Wichita St.	8 4		
									186 A	San Diego St.	4 2		
									186 A	San Diego St.	5 3		
									186 A	San Diego St.	6 11		
									197 A	Hawaii	18 0		
									197 A	Hawaii	3 4		
									197 A	Hawaii	6 4		
									197 A	Hawaii	7 1		
									202 A	San Jose St.	6 2		
									202 A	San Jose St.	10 3		
									202 A	San Jose St.	8 9		
									202 A	San Jose St.	8 9		

Non-Div. I Games:

New Mexico

154	A	Santa Clara	7	13
65	H	Fresno St.	7	4

RPI	S	Opponent	Score	
202	H	San Jose St.	9	6
202	H	San Jose St.	3	2
202	H	San Jose St.	11	1

New Mexico

N
e
w
M
e
x
i
c
o

N
e
w
M
e
x
i
c
o

Average RPI Win:		106	WON-LOST RECORD		WINNING PCT. RANK	LAST 15 GAMES		STRENGTH OF SCHEDULE		OPP. STRENGTH OF SCHEDULE	TEAM RPI	ADJ RPI	CONF. RPI	ADJ CONF. RPI			
Average RPI Loss:		93															
DIV. I ONLY			22-14-0		.61111	76		7-8-0		65	42	54	.55343	54	3	3	
DIV. I NON-CONF.			15-5-0		.75	26		2-1-0		14	74	9	.60717	9	3	3	
TOTALS		RPI 1-25		RPI 26-50		W-L RECORDS		RPI 51-100		RPI 101-150		RPI 150+					
22-14-0		2-1-0		4-2-0		OVERALL		6-5-0		3-4-0		7-2-0					
16-5-0		0-0-0		3-1-0		HOME		4-2-0		3-0-0		6-2-0					
5-8-0		2-1-0		1-1-0		AWAY		1-2-0		0-4-0		1-0-0					
1-1-0		0-0-0		0-0-0		NEUTRAL		1-1-0		0-0-0		0-0-0					
15-5-0		2-1-0		4-2-0		NON-CONFERENCE		1-1-0		3-0-0		5-1-0					
10-2-0		0-0-0		3-1-0		HOME		0-0-0		3-0-0		4-1-0					
4-2-0		2-1-0		1-0-		AWAY		0-0-0		0-0-0		1-0-0					
1-1-0		0-0-0		0-0-0		NEUTRAL		1-1-0		0-0-0		0-0-0					
7-9-0		0-0-0		0-0-0		CONFERENCE		5-4-0		0-4-0		2-1-0					
6-3-0		0-0-0		0-0-0		HOME		4-2-0		0-0-0		2-1-0					
1-6-0		0-0-0		0-0-0		AWAY		1-2-0		0-4-0		0-0-0					
0-0-0		0-0-0		0-0-0		NEUTRAL		0-0-0		0-0-0		0-0-0					
RPI	S	Opponent		Score		RPI	S	Opponent		Score		RPI	S	Opponent		Score	
18	A	Rice		8	1	34	A	BYU		11	5	51	N	Tulane		10	11
18	A	Rice		3	4	35	H	Northwestern St.		4	6	56	A	Washington		3	6
18	A	Rice		6	2	35	H	Northwestern St.		4	1	56	A	Washington		4	8
						36	H	St. Mary's (CA)		11	5	56	A	Washington		17	7
						48	H	Cal St. Fullerton		2	0	62	H	Stanford		4	1
						50	A	Lamar		5	13	62	H	Stanford		4	1
												62	H	Stanford		5	6
												75	H	UCLA		6	5
												75	H	UCLA		3	4
												75	H	UCLA		6	1
												77	N	Nebraska		11	10

Non-Div. I Games:

Arizona

167 H Washington St.	2	6
167 H Washington St.	8	0

A
r
i
z
o
n
a

A
r
i
z
o
n
a

Average RPI Win:		209	WON-LOST RECORD		WINNING PCT. RANK	LAST 15 GAMES		STRENGTH OF SCHEDULE		OPP. STRENGTH OF SCHEDULE	TEAM RPI	ADJ RPI	CONF. RPI	ADJ CONF. RPI			
Average RPI Loss:		69															
DIV. I ONLY			26-10-0		.72222	23	13-2-0		221		105	55	.5529	55	21	21	
DIV. I NON-CONF.			10-8-0		.55556	117	3-0-0		102		100	61	.55174	61	23	23	
TOTALS		RPI 1-25		RPI 26-50		W-L RECORDS		RPI 51-100		RPI 101-150		RPI 150+					
26-10-0		0-2-0		0-3-0		OVERALL		4-2-0		3-2-0		19-1-0					
12-1-0		0-0-0		0-0-0		HOME		3-0-0		1-0-0		8-1-0					
14-9-0		0-2-0		0-3-0		AWAY		1-2-0		2-2-0		11-0-0					
0-0-0		0-0-0		0-0-0		NEUTRAL		0-0-0		0-0-0		0-0-0					
10-8-0		0-2-0		0-3-0		NON-CONFERENCE		0-0-0		3-2-0		7-1-0					
3-1-0		0-0-0		0-0-0		HOME		0-0-0		1-0-0		2-1-0					
7-7-0		0-2-0		0-0-		AWAY		0-0-0		2-2-0		5-0-0					
0-0-0		0-0-0		0-0-0		NEUTRAL		0-0-0		0-0-0		0-0-0					
16-2-0		0-0-0		0-0-0		CONFERENCE		4-2-0		0-0-0		12-0-0					
9-0-0		0-0-0		0-0-0		HOME		3-0-0		0-0-0		6-0-0					
7-2-0		0-0-0		0-0-0		AWAY		1-2-0		0-0-0		6-0-0					
0-0-0		0-0-0		0-0-0		NEUTRAL		0-0-0		0-0-0		0-0-0					
RPI	S	Opponent		Score		RPI	S	Opponent		Score		RPI	S	Opponent		Score	
6	A	Ole Miss		4	6	50	A	Lamar		1	2	67	A	Austin Peay		6	8
6	A	Ole Miss		2	10	50	A	Lamar		2	5	67	A	Austin Peay		1	6
						50	A	Lamar		1	2	67	A	Austin Peay		7	3
												97	H	Morehead St.		5	4
												97	H	Morehead St.		5	1
												97	H	Morehead St.		6	5
												106	A	Missouri		6	13
												106	A	Missouri		7	2
												127	A	Southern Ill.		5	6
												129	A	Arkansas St.		13	8
												129	H	Arkansas St.		4	2
												161	H	Central Ark.		6	0
												161	H	Central Ark.		0	1
												161	H	Central Ark.		6	2
												216	A	Eastern Ky.		2	1
												216	A	Eastern Ky.		7	3
												216	A	Eastern Ky.		4	1
												236	H	SIUE		4	0
												236	H	SIUE		20	11
												236	H	SIUE		9	5
												269	H	Eastern Ill.		20	7
												269	H	Eastern Ill.		12	11
												269	H	Eastern Ill.		15	1
												275	A	Saint Louis		10	3
												277	A	UT Martin		19	6
												277	A	UT Martin		26	2
												277	A	UT Martin		15	6
												279	A	Ark.-Pine Bluff		8	2
												279	A	Ark.-Pine Bluff		9	2
												279	A	Ark.-Pine Bluff		10	0
												288	A	Alcorn		17	4
				LAST 15 GAMES													
						275	A	Saint Louis		10	3	67	A	Austin Peay		1	6
						269	H	Eastern Ill.		20	7	129	H	Arkansas St.		4	2
						269	H	Eastern Ill.		12	11	236	H	SIUE		20	11
						269	H	Eastern Ill.		15	1						
						129	A	Arkansas St.		13	8						

Non-Div. I Games: Harris-Stowe 18 10

Southeast Mo. St.

67 A Austin Peay	7	3
67 A Austin Peay	6	8

S
o
u
t
h
e
a
s
t
M
o
.
S
t
.

S
o
u
t
h
e
a
s
t
M
o
.
S
t
.

Average RPI Win:	113	WON-LOST	WINNING	LAST 15	STRENGTH OF	OPP. STRENGTH	TEAM	ADJ	CONF.	ADJ CONF.	
Average RPI Loss:	110	RECORD	PCT. RANK	GAMES	SCHEDULE	OF SCHEDULE	RPI	RPI	RPI	RPI	
DIV. I ONLY	19-13-0	.59375	87	8-7-0	48	98	56	.55254	56	3	3
DIV. I NON-CONF.	10-7-0	.58824	96	2-2-0	137	168	110	.52593	110	3	3
<hr/>											
TOTALS	RPI 1-25	RPI 26-50		W-L RECORDS	RPI 51-100		RPI 101-150		RPI 150+		
19-13-0	0-0-0	2-3-0		OVERALL	6-3-0		5-3-0		6-4-0		
12-6-0	0-0-0	1-1-0		HOME	6-3-0		1-0-0		4-2-0		
7-7-0	0-0-0	1-2-0		AWAY	0-0-0		4-3-0		2-2-0		
0-0-0	0-0-0	0-0-0		NEUTRAL	0-0-0		0-0-0		0-0-0		
<hr/>											
10-7-0	0-0-0	1-1-0		NON-CONFERENCE	0-0-0		3-2-0		6-4-0		
6-3-0	0-0-0	1-1-0		HOME	0-0-0		1-0-0		4-2-0		
4-4-0	0-0-0	0-0-		AWAY	0-0-0		2-2-0		2-2-0		
0-0-0	0-0-0	0-0-0		NEUTRAL	0-0-0		0-0-0		0-0-0		
<hr/>											
9-6-0	0-0-0	1-2-0		CONFERENCE	6-3-0		2-1-0		0-0-0		
6-3-0	0-0-0	0-0-0		HOME	6-3-0		0-0-0		0-0-0		
3-3-0	0-0-0	1-2-0		AWAY	0-0-0		2-1-0		0-0-0		
0-0-0	0-0-0	0-0-0		NEUTRAL	0-0-0		0-0-0		0-0-0		
<hr/>											
RPI S	Opponent	Score	RPI S	Opponent	Score	RPI S	Opponent	Score	RPI S	Opponent	Score
			42 H	Gonzaga	2 0	54 H	Arizona	6 3	107 A	Seattle	2 3
			42 H	Gonzaga	6 8	54 H	Arizona	8 4	107 H	Seattle	12 4
			44 A	Oregon St.	4 5	54 H	Arizona	7 17	112 A	Arizona St.	4 2
			44 A	Oregon St.	3 2	74 H	Oregon	9 6	112 A	Arizona St.	3 6
			44 A	Oregon St.	1 10	74 H	Oregon	0 2	112 A	Arizona St.	6 1
						74 H	Oregon	7 4	114 A	Baylor	7 1
						75 H	UCLA	0 1	114 A	Baylor	7 2
						75 H	UCLA	8 7	114 A	Baylor	5 9
						75 H	UCLA	7 4	154 H	Santa Clara	10 9
									154 H	Santa Clara	4 1
									154 H	Santa Clara	1 2
									176 H	Pacific	3 6
									176 H	Pacific	6 2
									176 H	Pacific	6 2
									215 A	UC Riverside	17 4
									215 A	UC Riverside	5 6
									215 A	UC Riverside	2 1
									215 A	UC Riverside	5 8
<hr/>											
LAST 15 GAMES											
			107 A	Seattle	2 3	112 A	Arizona St.	4 2			
			75 H	UCLA	7 4	44 A	Oregon St.	3 2			
			75 H	UCLA	8 7	44 A	Oregon St.	4 5			
			75 H	UCLA	0 1						
			107 H	Seattle	12 4						

Non-Div. I Games:

Washington

112 A Arizona St.	6	1
112 A Arizona St.	3	6

W
a
s
h
i
n
g
t
o
n

W
a
s
h
i
n
g
t
o
n

Average RPI Win:		111	WON-LOST RECORD		WINNING PCT. RANK	LAST 15 GAMES	STRENGTH OF SCHEDULE		OPP. STRENGTH OF SCHEDULE	TEAM RPI	ADJ RPI	CONF. RPI	ADJ CONF. RPI				
DIV. I ONLY			20-15-0		.57143	99	4-10-0		31	63	57	.55242	57	11	11		
DIV. I NON-CONF.			14-6-0		.7	46	2-3-0		39	58	14	.59053	14	9	9		
TOTALS		RPI 1-25		RPI 26-50		W-L RECORDS		RPI 51-100		RPI 101-150		RPI 150+					
20-15-0		0-3-0		6-5-0		OVERALL		8-6-0		2-1-0		4-0-0					
17-5-0		0-0-0		6-1-0		HOME		7-4-0		0-0-0		4-0-0					
3-10-0		0-3-0		0-4-0		AWAY		1-2-0		2-1-0		0-0-0					
0-0-0		0-0-0		0-0-0		NEUTRAL		0-0-0		0-0-0		0-0-0					
14-6-0		0-3-0		4-1-0		NON-CONFERENCE		6-2-0		0-0-0		4-0-0					
13-0-0		0-0-0		4-0-0		HOME		5-0-0		0-0-0		4-0-0					
1-6-0		0-3-0		0-0-		AWAY		1-2-0		0-0-0		0-0-0					
0-0-0		0-0-0		0-0-0		NEUTRAL		0-0-0		0-0-0		0-0-0					
6-9-0		0-0-0		2-4-0		CONFERENCE		2-4-0		2-1-0		0-0-0					
4-5-0		0-0-0		2-1-0		HOME		2-4-0		0-0-0		0-0-0					
2-4-0		0-0-0		0-3-0		AWAY		0-0-0		2-1-0		0-0-0					
0-0-0		0-0-0		0-0-0		NEUTRAL		0-0-0		0-0-0		0-0-0					
RPI	S	Opponent		Score		RPI	S	Opponent		Score		RPI	S	Opponent		Score	
12	A	La.-Lafayette		4	7	26	A	South Ala.		3	12	51	H	Tulane		10	9
14	A	LSU		4	9	26	H	South Ala.		8	2	59	H	McNeese St.		1	6
21	A	Southern Miss.		4	7	35	H	Northwestern St.		6	5	59	H	McNeese St.		3	7
						35	H	Northwestern St.		1	6	59	H	McNeese St.		3	13
						35	H	Northwestern St.		5	4	71	A	Troy		10	6
						43	H	Pittsburgh		8	5	71	A	Troy		4	9
						43	H	Pittsburgh		12	5	71	A	Troy		6	9
						43	H	Pittsburgh		13	6	85	H	Sam Houston St.		7	6
						50	A	Lamar		5	7	85	H	Sam Houston St.		4	3
						50	A	Lamar		7	10	85	H	Sam Houston St.		4	8
						50	A	Lamar		1	5	86	H	Valparaiso		5	3
												86	H	Valparaiso		9	0
												86	H	Valparaiso		9	8
												88	H	Louisiana Tech		9	6
LAST 15 GAMES																	
						35	H	Northwestern St.		5	4	71	A	Troy		4	9
						35	H	Northwestern St.		6	5	71	A	Troy		6	9
						35	H	Northwestern St.		1	6	71	A	Troy		10	6
						59	H	McNeese St.		3	13						
						59	H	McNeese St.		3	7						

Non-Div. I Games:

New Orleans

59	H	McNeese St.	1	6
26	A	South Ala.	3	12

N
e
w
O
r
l
e
a
n
s

N
e
w
O
r
l
e
a
n
s

Average RPI Win:		136	WON-LOST		WINNING		LAST 15		STRENGTH OF		OPP. STRENGTH		TEAM	ADJ		CONF.	ADJ CONF.							
Average RPI Loss:		93	RECORD		PCT. RANK		GAMES		SCHEDULE		OF SCHEDULE		RPI	RPI		RPI	RPI							
DIV. I ONLY			24-11-0		.68571		32		10-5-0		99		70		58		.55176		58		12		12	
DIV. I NON-CONF.			20-10-0		.66667		53		6-4-0		85		43		63		.55087		63		14		14	
TOTALS		RPI 1-25		RPI 26-50		W-L RECORDS		RPI 51-100		RPI 101-150		RPI 150+												
24-11-0		1-1-0		0-1-0		OVERALL		10-4-0		6-4-0		7-1-0												
18-7-0		0-0-0		0-1-0		HOME		7-3-0		6-3-0		5-0-0												
6-4-0		1-1-0		0-0-0		AWAY		3-1-0		0-1-0		2-1-0												
0-0-0		0-0-0		0-0-0		NEUTRAL		0-0-0		0-0-0		0-0-0												
20-10-0		1-1-0		0-1-0		NON-CONFERENCE		10-4-0		4-3-0		5-1-0												
16-6-0		0-0-0		0-1-0		HOME		7-3-0		4-2-0		5-0-0												
4-4-0		1-1-0		0-0-		AWAY		3-1-0		0-1-0		0-1-0												
0-0-0		0-0-0		0-0-0		NEUTRAL		0-0-0		0-0-0		0-0-0												
4-1-0		0-0-0		0-0-0		CONFERENCE		0-0-0		2-1-0		2-0-0												
2-1-0		0-0-0		0-0-0		HOME		0-0-0		2-1-0		0-0-0												
2-0-0		0-0-0		0-0-0		AWAY		0-0-0		0-0-0		2-0-0												
0-0-0		0-0-0		0-0-0		NEUTRAL		0-0-0		0-0-0		0-0-0												
RPI	S	Opponent		Score		RPI	S	Opponent		Score		RPI	S	Opponent		Score		RPI	S	Opponent		Score		
18	A	Rice		2	6	28	H	Oklahoma St.		6	7	53	A	New Mexico		5	2	114	A	Baylor		3	8	
22	A	TCU		9	1							53	A	New Mexico		12	11	114	H	Baylor		6	19	
												53	A	New Mexico		33	8	114	H	Baylor		5	3	
												68	H	Oral Roberts		4	7	118	H	La.-Monroe		6	1	
												68	H	Oral Roberts		6	1	118	H	La.-Monroe		7	3	
												68	H	Oral Roberts		7	12	118	H	La.-Monroe		3	6	
												86	H	Valparaiso		9	2	126	H	UT Arlington		13	2	
												86	H	Valparaiso		2	1	127	H	Southern Ill.		0	7	
												86	H	Valparaiso		10	4	127	H	Southern Ill.		7	4	
												86	H	Valparaiso		1	6	127	H	Southern Ill.		5	2	
												93	H	Iowa		4	1	183	A	Abilene Christian		2	3	
												93	H	Iowa		5	1	230	H	Lipscomb		6	5	
												93	H	Iowa		7	3	230	H	Lipscomb		9	1	
												96	A	Oklahoma		2	12	230	H	Lipscomb		10	3	
																		251	A	Illinois St.		7	2	
																		251	A	Illinois St.		7	1	
																		267	H	Incarnate Word		17	1	
																		287	H	Texas Southern		15	9	
						LAST 15 GAMES																		
						126	H	UT Arlington		13	2	96	A	Oklahoma		2	12							
						127	H	Southern Ill.		0	7	230	H	Lipscomb		9	1							
						127	H	Southern Ill.		7	4	230	H	Lipscomb		6	5							
						127	H	Southern Ill.		5	2													
						22	A	TCU		9	1													

Non-Div. I Games:

Dallas Baptist

251 A Illinois St.	7	1
251 A Illinois St.	7	2

D
a
l
l
a
s
B
a
p
t
i
s
t

D
a
l
l
a
s
B
a
p
t
i
s
t

Average RPI Win:		114	WON-LOST		WINNING		LAST 15		STRENGTH OF		OPP. STRENGTH		TEAM		ADJ		CONF.		ADJ CONF.				
Average RPI Loss:		119	RECORD		PCT. RANK		GAMES		SCHEDULE		OF SCHEDULE		RPI		RPI		RPI		RPI				
DIV. I ONLY			22-12-0		.64706		52	11-3-0		113		22		59		.55054		59	11		11		
DIV. I NON-CONF.			10-6-0		.625		71	3-0-0		87		13		71		.54657		71	9		9		
TOTALS		RPI 1-25		RPI 26-50		W-L RECORDS		RPI 51-100		RPI 101-150		RPI 150+											
22-12-0		2-0-0		3-3-0		OVERALL		5-1-0		6-5-0		6-3-0											
13-7-0		1-0-0		1-2-0		HOME		2-0-0		5-3-0		4-2-0											
9-5-0		1-0-0		2-1-0		AWAY		3-1-0		1-2-0		2-1-0											
0-0-0		0-0-0		0-0-0		NEUTRAL		0-0-0		0-0-0		0-0-0											
10-6-0		2-0-0		0-0-0		NON-CONFERENCE		2-1-0		6-5-0		0-0-0											
8-3-0		1-0-0		0-0-0		HOME		2-0-0		5-3-0		0-0-0											
2-3-0		1-0-0		0-0-		AWAY		0-1-0		1-2-0		0-0-0											
0-0-0		0-0-0		0-0-0		NEUTRAL		0-0-0		0-0-0		0-0-0											
12-6-0		0-0-0		3-3-0		CONFERENCE		3-0-0		0-0-0		6-3-0											
5-4-0		0-0-0		1-2-0		HOME		0-0-0		0-0-0		4-2-0											
7-2-0		0-0-0		2-1-0		AWAY		3-0-0		0-0-0		2-1-0											
0-0-0		0-0-0		0-0-0		NEUTRAL		0-0-0		0-0-0		0-0-0											
RPI	S	Opponent		Score		RPI	S	Opponent		Score		RPI	S	Opponent		Score		RPI	S	Opponent		Score	
12	H	La.-Lafayette		7 2		35	H	Northwestern St.		2 1		57	A	New Orleans		6 1		118	H	La.-Monroe		11 2	
14	A	LSU		7 0		35	H	Northwestern St.		1 7		57	A	New Orleans		13 3		118	H	La.-Monroe		4 12	
						35	H	Northwestern St.		7 8		57	A	New Orleans		7 3		122	A	UTSA		5 11	
						50	A	Lamar		1 5		66	A	Houston		1 14		122	A	UTSA		8 13	
						50	A	Lamar		5 4		66	H	Houston		4 1		122	A	UTSA		11 8	
						50	A	Lamar		1 0		88	H	Louisiana Tech		3 1		127	H	Southern Ill.		5 2	
																		127	H	Southern Ill.		1 2	
																		127	H	Southern Ill.		8 4	
																		134	H	Bradley		3 5	
																		134	H	Bradley		3 1	
																		134	H	Bradley		9 3	
																		178	H	Houston Baptist		5 7	
																		178	H	Houston Baptist		12 6	
																		178	H	Houston Baptist		2 3	
																		183	H	Abilene Christian		10 6	
																		183	H	Abilene Christian		3 0	
																		183	H	Abilene Christian		4 3	
																		267	A	Incarnate Word		4 0	
																		267	A	Incarnate Word		1 0	
																		267	A	Incarnate Word		7 8	
						LAST 15 GAMES																	
						50	A	Lamar		1 0		57	A	New Orleans		6 1							
						50	A	Lamar		5 4		66	H	Houston		4 1							
						50	A	Lamar		1 5		35	H	Northwestern St.		7 8							
						88	H	Louisiana Tech		3 1													
						14	A	LSU		7 0													

57 A New Orleans	13	3
57 A New Orleans	7	3

M
c
N
e
e
s
e
s
t
.

M
c
N
e
e
s
e
s
t
.

Average RPI Win:	146	WON-LOST RECORD	WINNING PCT. RANK	LAST 15 GAMES	STRENGTH OF SCHEDULE	OPP. STRENGTH OF SCHEDULE	TEAM RPI	ADJ RPI	CONF. RPI	ADJ CONF. RPI					
DIV. I ONLY		21-16-0	.56757	101	8-7-0	59	29	60	.55043	60	1	1			
DIV. I NON-CONF.		17-5-0	.77273	19	5-0-0	187	117	53	.55597	53	2	2			
<hr/>															
TOTALS	RPI 1-25	RPI 26-50		W-L RECORDS		RPI 51-100		RPI 101-150		RPI 150+					
21-16-0	2-7-0	3-3-0		OVERALL		1-2-0		6-3-0		9-1-0					
10-6-0	2-4-0	0-0-0		HOME		1-1-0		4-1-0		3-0-0					
7-7-0	0-3-0	2-2-0		AWAY		0-0-0		2-2-0		3-0-0					
4-3-0	0-0-0	1-1-0		NEUTRAL		0-1-0		0-0-0		3-1-0					
17-5-0	0-0-0	2-1-0		NON-CONFERENCE		1-2-0		5-1-0		9-1-0					
8-2-0	0-0-0	0-0-0		HOME		1-1-0		4-1-0		3-0-0					
5-0-0	0-0-0	1-0-		AWAY		0-0-0		1-0-0		3-0-0					
4-3-0	0-0-0	1-1-0		NEUTRAL		0-1-0		0-0-0		3-1-0					
4-11-0	2-7-0	1-2-0		CONFERENCE		0-0-0		1-2-0		0-0-0					
2-4-0	2-4-0	0-0-0		HOME		0-0-0		0-0-0		0-0-0					
2-7-0	0-3-0	1-2-0		AWAY		0-0-0		1-2-0		0-0-0					
0-0-0	0-0-0	0-0-0		NEUTRAL		0-0-0		0-0-0		0-0-0					
RPI	S	Opponent	Score	RPI	S	Opponent	Score	RPI	S	Opponent	Score				
4	A	South Carolina	4 7	29	A	East Carolina	5 2	61	N	Southeastern La.	4 5	108	A	Middle Tenn.	4 2
4	A	South Carolina	6 7	32	N	Maryland	9 10	76	H	Western Ky.	0 6	108	H	Middle Tenn.	9 2
4	A	South Carolina	3 4	36	N	St. Mary's (CA)	6 3	97	H	Morehead St.	6 5	113	A	Auburn	6 7
6	H	Ole Miss	7 10	45	A	Alabama	6 3					113	A	Auburn	0 2
6	H	Ole Miss	3 2	45	A	Alabama	3 7					113	A	Auburn	13 4
6	H	Ole Miss	4 6	45	A	Alabama	3 11					116	H	UC Irvine	0 2
20	H	Kentucky	2 10									116	H	UC Irvine	14 4
20	H	Kentucky	14 5									116	H	UC Irvine	12 1
20	H	Kentucky	4 5									119	H	Cincinnati	7 1
												170	A	Grand Canyon	25 8
												206	H	Tennessee Tech	9 1
												210	N	Memphis	8 4
												210	N	Memphis	5 2
												210	N	Memphis	8 13
												249	H	Appalachian St.	7 5
												265	N	Central Mich.	20 1
												281	A	ETSU	11 2
												283	A	UNC Asheville	7 3
												283	H	UNC Asheville	11 0
				LAST 15 GAMES											
				108	A	Middle Tenn.	4 2	4	A	South Carolina	6 7				
				113	A	Auburn	6 7	97	H	Morehead St.	6 5				
				113	A	Auburn	0 2	20	H	Kentucky	2 10				
				113	A	Auburn	13 4								
				249	H	Appalachian St.	7 5								

Non-Div. I Games:

Tennessee

4 A South Carolina	3	4
4 A South Carolina	4	7

T
e
n
n
e
s
s
e
e

T
e
n
n
e
s
s
e
e

Average RPI Win:	163	WON-LOST	WINNING	LAST 15	STRENGTH OF	OPP. STRENGTH	TEAM	ADJ	CONF.	ADJ CONF.	
Average RPI Loss:	59	RECORD	PCT. RANK	GAMES	SCHEDULE	OF SCHEDULE	RPI	RPI	RPI	RPI	
DIV. I ONLY	26-11-0	.7027	28	10-5-0	157	56	61	.54947	61	11	11
DIV. I NON-CONF.	13-9-0	.59091	94	4-3-0	41	44	67	.54773	67	9	9
<hr/>											
TOTALS	RPI 1-25	RPI 26-50		W-L RECORDS		RPI 51-100		RPI 101-150		RPI 150+	
26-11-0	2-3-0	3-4-0		OVERALL		4-2-0		2-1-0		15-1-0	
16-6-0	1-2-0	1-0-0		HOME		2-2-0		2-1-0		10-1-0	
9-4-0	1-1-0	2-3-0		AWAY		1-0-0		0-0-0		5-0-0	
1-1-0	0-0-0	0-1-0		NEUTRAL		1-0-0		0-0-0		0-0-0	
13-9-0	2-3-0	1-3-0		NON-CONFERENCE		4-2-0		2-1-0		4-0-0	
9-5-0	1-2-0	1-0-0		HOME		2-2-0		2-1-0		3-0-0	
3-3-0	1-1-0	0-0-		AWAY		1-0-0		0-0-0		1-0-0	
1-1-0	0-0-0	0-1-0		NEUTRAL		1-0-0		0-0-0		0-0-0	
13-2-0	0-0-0	2-1-0		CONFERENCE		0-0-0		0-0-0		11-1-0	
7-1-0	0-0-0	0-0-0		HOME		0-0-0		0-0-0		7-1-0	
6-1-0	0-0-0	2-1-0		AWAY		0-0-0		0-0-0		4-0-0	
0-0-0	0-0-0	0-0-0		NEUTRAL		0-0-0		0-0-0		0-0-0	
<hr/>											
RPI S	Opponent	Score		RPI S	Opponent	Score		RPI S	Opponent	Score	
12 A	La.-Lafayette	1	4	26 A	South Ala.	1	2	51 A	Tulane	7	6
12 H	La.-Lafayette	4	5	26 H	South Ala.	9	2	51 H	Tulane	13	4
12 H	La.-Lafayette	16	5	29 A	East Carolina	1	2	60 N	Tennessee	5	4
21 A	Southern Miss.	4	2	32 N	Maryland	1	8	71 H	Troy	1	5
21 H	Southern Miss.	7	9	35 A	Northwestern St.	2	3	71 H	Troy	2	3
				35 A	Northwestern St.	8	5	71 H	Troy	7	2
				35 A	Northwestern St.	2	1				
<hr/>											
LAST 15 GAMES											
12 H	La.-Lafayette	4	5	51 A	Tulane	7	6	118 H	La.-Monroe	2	0
12 H	La.-Lafayette	16	5	219 H	Nicholls St.	15	2	118 H	La.-Monroe	8	2
12 A	La.-Lafayette	1	4	219 A	Nicholls St.	14	8	118 H	La.-Monroe	5	6
26 A	South Ala.	1	2					183 A	Abilene Christian	9	7
35 A	Northwestern St.	2	3					183 A	Abilene Christian	10	2
								183 A	Abilene Christian	4	3
								219 A	Nicholls St.	14	8
								219 H	Nicholls St.	15	2
								219 H	Nicholls St.	5	6
								228 H	A&M-Corpus Christi	4	0
								228 H	A&M-Corpus Christi	5	0
								228 H	A&M-Corpus Christi	3	1
								267 H	Incarnate Word	11	0
								267 H	Incarnate Word	4	2
								267 H	Incarnate Word	9	0
								284 A	Jackson St.	12	8
								288 H	Alcorn	15	3
								288 H	Alcorn	21	0
								296 H	Southern U.	18	2

Non-Div. I Games:

Southeastern La.

35 A Northwestern St.	8	5
35 A Northwestern St.	2	1

S
o
u
t
h
e
a
s
t
e
r
n
L
a
.

S
o
u
t
h
e
a
s
t
e
r
n
L
a
.

Average RPI Win: 117		WON-LOST RECORD		WINNING PCT. RANK		LAST 15 GAMES		STRENGTH OF SCHEDULE		OPP. STRENGTH OF SCHEDULE		TEAM RPI		ADJ RPI		CONF. RPI		ADJ CONF. RPI					
Average RPI Loss: 84																							
DIV. I ONLY		19-12-0		.6129 75		9-6-0		112		7		62		.5491 62		3		3					
DIV. I NON-CONF.		11-6-0		.64706 63		1-1-0		100		12		57		.55328 57		3		3					
TOTALS		RPI 1-25		RPI 26-50		W-L RECORDS		RPI 51-100		RPI 101-150		RPI 150+											
19-12-0		2-3-0		3-1-0		OVERALL		3-3-0		4-3-0		7-2-0											
12-5-0		1-2-0		3-1-0		HOME		0-0-0		2-1-0		6-1-0											
7-7-0		1-1-0		0-0-0		AWAY		3-3-0		2-2-0		1-1-0											
0-0-0		0-0-0		0-0-0		NEUTRAL		0-0-0		0-0-0		0-0-0											
11-6-0		1-2-0		3-1-0		NON-CONFERENCE		0-0-0		2-2-0		5-1-0											
8-3-0		1-2-0		3-1-0		HOME		0-0-0		0-0-0		4-0-0											
3-3-0		0-0-0		0-0-		AWAY		0-0-0		2-2-0		1-1-0											
0-0-0		0-0-0		0-0-0		NEUTRAL		0-0-0		0-0-0		0-0-0											
8-6-0		1-1-0		0-0-0		CONFERENCE		3-3-0		2-1-0		2-1-0											
4-2-0		0-0-0		0-0-0		HOME		0-0-0		2-1-0		2-1-0											
4-4-0		1-1-0		0-0-0		AWAY		3-3-0		0-0-0		0-0-0											
0-0-0		0-0-0		0-0-0		NEUTRAL		0-0-0		0-0-0		0-0-0											
RPI	S	Opponent		Score		RPI	S	Opponent		Score		RPI	S	Opponent		Score							
13	H	Vanderbilt		4	1	36	H	St. Mary's (CA)		9	1	54	A	Arizona		1	4	103	H	Southern California		0	1
13	H	Vanderbilt		1	4	48	H	Cal St. Fullerton		3	4	54	A	Arizona		1	4	103	H	Southern California		8	1
13	H	Vanderbilt		2	5	48	H	Cal St. Fullerton		2	0	54	A	Arizona		6	5	103	H	Southern California		11	8
24	A	California		8	6	48	H	Cal St. Fullerton		2	1	75	A	UCLA		5	6	130	A	Texas		11	1
24	A	California		2	5					75	A	UCLA		4	1	130	A	Texas		0	9		
								75	A	UCLA		8	2	130	A	Texas		3	4				
												130	A	Texas		1	0						
												167	H	Washington St.		2	5						
												167	H	Washington St.		6	1						
												167	H	Washington St.		5	0						
												190	H	Kansas		6	2						
												190	H	Kansas		10	4						
												190	H	Kansas		2	0						
												202	A	San Jose St.		9	10						
												202	H	San Jose St.		10	0						
												270	A	UC Davis		5	2						

75	A	UCLA	8	2
75	A	UCLA	5	6

S
t
a
n
f
o
r
d

S
t
a
n
f
o
r
d

Average RPI Win: 173		WON-LOST	WINNING	LAST 15	STRENGTH OF		OPP. STRENGTH	TEAM	ADJ		CONF.	ADJ CONF.			
Average RPI Loss: 91		RECORD	PCT. RANK	GAMES	SCHEDULE		OF SCHEDULE	RPI	RPI		RPI	RPI			
DIV. I ONLY		17-19-0	.47222	165	9-6-0		19	204	63	.54894	63	6	6		
DIV. I NON-CONF.		14-13-0	.51852	143	6-2-0		49	180	59	.55195	59	6	6		
TOTALS		RPI 1-25	RPI 26-50		W-L RECORDS		RPI 51-100		RPI 101-150		RPI 150+				
17-19-0		1-5-0	0-3-0		OVERALL		2-3-0		4-3-0		10-5-0				
9-1-0		0-0-0	0-0-0		HOME		0-0-0		2-0-0		7-1-0				
7-18-0		1-5-0	0-3-0		AWAY		2-3-0		2-3-0		2-4-0				
1-0-0		0-0-0	0-0-0		NEUTRAL		0-0-0		0-0-0		1-0-0				
14-13-0		1-5-0	0-0-0		NON-CONFERENCE		2-3-0		3-1-0		8-4-0				
7-0-0		0-0-0	0-0-0		HOME		0-0-0		2-0-0		5-0-0				
6-13-0		1-5-0	0-0-		AWAY		2-3-0		1-1-0		2-4-0				
1-0-0		0-0-0	0-0-0		NEUTRAL		0-0-0		0-0-0		1-0-0				
3-6-0		0-0-0	0-3-0		CONFERENCE		0-0-0		1-2-0		2-1-0				
2-1-0		0-0-0	0-0-0		HOME		0-0-0		0-0-0		2-1-0				
1-5-0		0-0-0	0-3-0		AWAY		0-0-0		1-2-0		0-0-0				
0-0-0		0-0-0	0-0-0		NEUTRAL		0-0-0		0-0-0		0-0-0				
RPI S	Opponent	Score		RPI S	Opponent	Score		RPI S	Opponent	Score		RPI S	Opponent	Score	
3 A	Miami (FL)	1	4	49 A	Michigan St.	2	5	52 A	Old Dominion	2	4	102 A	Ohio St.	1	2
3 A	Miami (FL)	0	2	49 A	Michigan St.	5	6	52 A	Old Dominion	4	7	102 A	Ohio St.	3	11
3 A	Miami (FL)	1	8	49 A	Michigan St.	4	5	52 A	Old Dominion	5	2	102 A	Ohio St.	7	4
23 A	Fla. Atlantic	8	9					90 A	FGCU	6	9	117 A	Seton Hall	6	7
23 A	Fla. Atlantic	5	4					90 A	FGCU	9	2	117 H	Seton Hall	3	2
23 A	Fla. Atlantic	2	3									124 A	Saint Joseph's	6	4
												124 H	Saint Joseph's	11	1
												151 H	Indiana	7	1
												151 H	Indiana	2	9
												151 H	Indiana	3	2
												162 A	Monmouth	2	12
												162 H	Monmouth	20	4
												174 A	Navy	2	3
												211 H	Fordham	5	0
												234 A	Rider	2	3
												240 H	Lafayette	11	3
												247 N	NJIT	10	3
												278 H	Iona	13	8
												285 A	George Mason	11	5
												285 A	George Mason	8	6
												285 A	George Mason	5	6
												292 H	Delaware St.	12	8
LAST 15 GAMES				LAST 15 GAMES				LAST 15 GAMES				LAST 15 GAMES			
292 H	Delaware St.	12	8	124 H	Saint Joseph's	11	1	292 H	Delaware St.	12	8	124 H	Saint Joseph's	11	1
102 A	Ohio St.	1	2	211 H	Fordham	5	0	102 A	Ohio St.	1	2	211 H	Fordham	5	0
102 A	Ohio St.	3	11	151 H	Indiana	2	9	102 A	Ohio St.	3	11	151 H	Indiana	2	9
102 A	Ohio St.	7	4					102 A	Ohio St.	7	4				
117 H	Seton Hall	3	2					117 H	Seton Hall	3	2				

Non-Div. I Games:

Rutgers

117	A	Seton Hall	6	7
124	A	Saint Joseph's	6	4

R
u
t
g
e
r
s

R
u
t
g
e
r
s

Average RPI Win: 115		WON-LOST RECORD		WINNING PCT. RANK		LAST 15 GAMES		STRENGTH OF SCHEDULE		OPP. STRENGTH OF SCHEDULE		TEAM RPI		ADJ RPI		CONF. RPI		ADJ CONF. RPI	
DIV. I ONLY		21-14-0		.6 81		7-8-0		45		118		64		.5478 64		10		10	
DIV. I NON-CONF.		14-9-0		.6087 83		0-3-0		163		112		128		.51325 128		12		12	
TOTALS		RPI 1-25		RPI 26-50		W-L RECORDS		RPI 51-100		RPI 101-150		RPI 150+							
21-14-0		1-2-0		2-1-0		OVERALL		6-3-0		7-5-0		5-3-0							
14-8-0		1-2-0		0-0-0		HOME		3-1-0		5-3-0		5-2-0							
7-6-0		0-0-0		2-1-0		AWAY		3-2-0		2-2-0		0-1-0							
0-0-0		0-0-0		0-0-0		NEUTRAL		0-0-0		0-0-0		0-0-0							
14-9-0		0-0-0		0-0-0		NON-CONFERENCE		6-3-0		3-3-0		5-3-0							
11-5-0		0-0-0		0-0-0		HOME		3-1-0		3-2-0		5-2-0							
3-4-0		0-0-0		0-0-		AWAY		3-2-0		0-1-0		0-1-0							
0-0-0		0-0-0		0-0-0		NEUTRAL		0-0-0		0-0-0		0-0-0							
7-5-0		1-2-0		2-1-0		CONFERENCE		0-0-0		4-2-0		0-0-0							
3-3-0		1-2-0		0-0-0		HOME		0-0-0		2-1-0		0-0-0							
4-2-0		0-0-0		2-1-0		AWAY		0-0-0		2-1-0		0-0-0							
0-0-0		0-0-0		0-0-0		NEUTRAL		0-0-0		0-0-0		0-0-0							
RPI	S	Opponent		Score	RPI	S	Opponent		Score	RPI	S	Opponent		Score					
7	H	UC Santa Barbara		3 4	48	A	Cal St. Fullerton		5 4	65	A	Fresno St.		5 10					
7	H	UC Santa Barbara		2 0	48	A	Cal St. Fullerton		5 4	65	H	Fresno St.		4 3					
7	H	UC Santa Barbara		1 3	48	A	Cal St. Fullerton		2 4	75	A	UCLA		10 1					
										77	H	Nebraska		3 1					
										77	H	Nebraska		1 0					
										77	H	Nebraska		2 9					
										96	A	Oklahoma		7 3					
										96	A	Oklahoma		6 3					
										96	A	Oklahoma		3 6					
												116 H UC Irvine		2 7					
												116 H UC Irvine		8 3					
												116 H UC Irvine		3 2					
												186 A San Diego St.		5 6					
												205 H Holy Cross		2 3					
												205 H Holy Cross		7 1					
												205 H Holy Cross		2 1					
												212 H Columbia		7 2					
												212 H Columbia		8 3					
												212 H Columbia		4 1					
												212 H Columbia		6 8					
LAST 15 GAMES																			
					103	A	Southern California		3 8	186	A	San Diego St.		5 6					
					116	H	UC Irvine		2 7	7	H	UC Santa Barbara		2 0					
					116	H	UC Irvine		8 3	7	H	UC Santa Barbara		1 3					
					116	H	UC Irvine		3 2										
					105	A	CSUN		12 0										

Non-Div. I Games:

Long Beach St.

105 A CSUN	6	3
105 A CSUN	2	4

L
o
n
g
B
e
a
c
h
S
t
.

L
o
n
g
B
e
a
c
h
S
t
.

Average RPI Win:		153	WON-LOST RECORD		WINNING PCT. RANK		LAST 15 GAMES		STRENGTH OF SCHEDULE		OPP. STRENGTH OF SCHEDULE		TEAM RPI		ADJ RPI		CONF. RPI		ADJ CONF. RPI				
DIV. I ONLY			24-14-0		.63158 62		8-7-0		111		88		65		.54718 65		13		13				
DIV. I NON-CONF.			12-8-0		.6 89		2-3-0		46		66		60		.55179 60		11		11				
TOTALS		RPI 1-25		RPI 26-50		W-L RECORDS		RPI 51-100		RPI 101-150		RPI 150+											
24-14-0		0-3-0		4-0-0		OVERALL		1-6-0		7-1-0		12-4-0											
19-3-0		0-0-0		3-0-0		HOME		1-1-0		7-1-0		8-1-0											
5-11-0		0-3-0		1-0-0		AWAY		0-5-0		0-0-0		4-3-0											
0-0-0		0-0-0		0-0-0		NEUTRAL		0-0-0		0-0-0		0-0-0											
12-8-0		0-3-0		4-0-0		NON-CONFERENCE		1-3-0		2-0-0		5-2-0											
11-2-0		0-0-0		3-0-0		HOME		1-1-0		2-0-0		5-1-0											
1-6-0		0-3-0		1-0-		AWAY		0-2-0		0-0-0		0-1-0											
0-0-0		0-0-0		0-0-0		NEUTRAL		0-0-0		0-0-0		0-0-0											
12-6-0		0-0-0		0-0-0		CONFERENCE		0-3-0		5-1-0		7-2-0											
8-1-0		0-0-0		0-0-0		HOME		0-0-0		5-1-0		3-0-0											
4-5-0		0-0-0		0-0-0		AWAY		0-3-0		0-0-0		4-2-0											
0-0-0		0-0-0		0-0-0		NEUTRAL		0-0-0		0-0-0		0-0-0											
RPI	S	Opponent		Score		RPI	S	Opponent		Score		RPI	S	Opponent		Score							
5	A	Texas A&M		2	3	36	A	St. Mary's (CA)		6	4	53	A	New Mexico		1	2	132	H	Oakland		11	10
5	A	Texas A&M		1	12	41	H	Creighton		7	3	53	A	New Mexico		4	7	139	H	Nevada		8	3
5	A	Texas A&M		3	4	41	H	Creighton		2	1	53	A	New Mexico		13	14	139	H	Nevada		5	4
						41	H	Creighton		2	1	64	A	Long Beach St.		3	4	139	H	Nevada		7	6
												64	H	Long Beach St.		10	5	147	H	Sacramento St.		7	5
												96	H	Oklahoma		2	3	149	H	UNLV		4	3
												99	A	Cal Poly		1	7	149	H	UNLV		6	2
																		149	H	UNLV		2	4
																		156	H	Air Force		14	1
																		156	H	Air Force		5	1
																		156	H	Air Force		6	3
																		176	A	Pacific		6	15
																		176	H	Pacific		3	7
																		186	A	San Diego St.		4	5
																		186	A	San Diego St.		3	2
																		186	A	San Diego St.		10	5
																		202	A	San Jose St.		13	4
																		202	A	San Jose St.		9	4
																		202	A	San Jose St.		2	3
																		239	H	Youngstown St.		6	1
																		239	H	Youngstown St.		8	3
																		239	H	Youngstown St.		11	0
																		239	H	Youngstown St.		6	5
																		263	H	CSU Bakersfield		6	4
				LAST 15 GAMES																			
				99	A	Cal Poly		1	7	53	A	New Mexico		1	2	239	H	Youngstown St.		6	5		
				139	H	Nevada		7	6	147	H	Sacramento St.		7	5	263	H	CSU Bakersfield		6	4		
				139	H	Nevada		8	3	176	A	Pacific		6	15								
				139	H	Nevada		5	4														
				176	H	Pacific		3	7														

Non-Div. I Games:

Fresno St.

53 A New Mexico	4	7
53 A New Mexico	13	14

F
r
e
s
n
o
s
t
.

F
r
e
s
n
o
s
t
.

Average RPI Win:		150	WON-LOST RECORD		WINNING PCT. RANK		LAST 15 GAMES		STRENGTH OF SCHEDULE		OPP. STRENGTH OF SCHEDULE		TEAM RPI		ADJ RPI		CONF. RPI		ADJ CONF. RPI	
DIV. I ONLY			20-15-0		.57143 99		7-8-0		43		59		66		.54716 66		7		7	
DIV. I NON-CONF.			17-9-0		.65385 59		4-2-0		43		59		48		.55928 48		7		7	
TOTALS		RPI 1-25		RPI 26-50		W-L RECORDS		RPI 51-100		RPI 101-150		RPI 150+								
20-15-0		0-4-0		4-3-0		OVERALL		3-5-0		3-3-0		10-0-0								
15-5-0		0-2-0		0-0-0		HOME		3-1-0		2-2-0		10-0-0								
4-7-0		0-0-0		4-3-0		AWAY		0-4-0		0-0-0		0-0-0								
1-3-0		0-2-0		0-0-0		NEUTRAL		0-0-0		1-1-0		0-0-0								
17-9-0		0-4-0		3-1-0		NON-CONFERENCE		1-1-0		3-3-0		10-0-0								
13-4-0		0-2-0		0-0-0		HOME		1-0-0		2-2-0		10-0-0								
3-2-0		0-0-0		3-0-		AWAY		0-1-0		0-0-0		0-0-0								
1-3-0		0-2-0		0-0-0		NEUTRAL		0-0-0		1-1-0		0-0-0								
3-6-0		0-0-0		1-2-0		CONFERENCE		2-4-0		0-0-0		0-0-0								
2-1-0		0-0-0		0-0-0		HOME		2-1-0		0-0-0		0-0-0								
1-5-0		0-0-0		1-2-0		AWAY		0-3-0		0-0-0		0-0-0								
0-0-0		0-0-0		0-0-0		NEUTRAL		0-0-0		0-0-0		0-0-0								
RPI	S	Opponent		Score		RPI	S	Opponent		Score		RPI	S	Opponent		Score				
5	H	Texas A&M		2	7	29	A	East Carolina		6	1	59	A	McNeese St.		1	4			
10	N	Texas Tech		2	3	29	A	East Carolina		1	3	59	H	McNeese St.		14	1			
18	H	Rice		4	7	29	A	East Carolina		1	5	73	A	UConn		1	4			
22	N	TCU		1	10	45	A	Alabama		3	1	73	A	UConn		2	3			
						45	A	Alabama		3	2	73	A	UConn		2	9			
						45	A	Alabama		6	7	100	H	UCF		1	0			
						50	A	Lamar		4	3	100	H	UCF		1	2			
												100	H	UCF		4	3			
						LAST 15 GAMES														
						73	A	UConn		2	9	59	A	McNeese St.		1	4			
						73	A	UConn		1	4	29	A	East Carolina		6	1			
						73	A	UConn		2	3	29	A	East Carolina		1	5			
						130	N	Texas		3	2									
						100	H	UCF		1	0									

Non-Div. I Games:

Houston

100 H UCF	4	3
100 H UCF	1	2

H
o
u
s
t
o
n

H
o
u
s
t
o
n

Average RPI Win:	189	WON-LOST RECORD	WINNING PCT. RANK	LAST 15 GAMES	STRENGTH OF SCHEDULE	OPP. STRENGTH OF SCHEDULE	TEAM RPI	ADJ RPI	CONF. RPI	ADJ CONF. RPI				
DIV. I ONLY		22-13-0	.62857	63	11-4-0	86	223	67	.5459	67	21	21		
DIV. I NON-CONF.		10-7-0	.58824	96	3-1-0	96	138	81	.53706	81	23	23		
<hr/>														
TOTALS	RPI 1-25	RPI 26-50		W-L RECORDS		RPI 51-100		RPI 101-150		RPI 150+				
22-13-0	0-1-0	0-0-0		OVERALL		4-8-0		4-2-0		14-2-0				
14-4-0	0-0-0	0-0-0		HOME		2-3-0		3-1-0		9-0-0				
8-9-0	0-1-0	0-0-0		AWAY		2-5-0		1-1-0		5-2-0				
0-0-0	0-0-0	0-0-0		NEUTRAL		0-0-0		0-0-0		0-0-0				
10-7-0	0-1-0	0-0-0		NON-CONFERENCE		2-4-0		4-2-0		4-0-0				
6-3-0	0-0-0	0-0-0		HOME		0-2-0		3-1-0		3-0-0				
4-4-0	0-1-0	0-0-		AWAY		2-2-0		1-1-0		1-0-0				
0-0-0	0-0-0	0-0-0		NEUTRAL		0-0-0		0-0-0		0-0-0				
12-6-0	0-0-0	0-0-0		CONFERENCE		2-4-0		0-0-0		10-2-0				
8-1-0	0-0-0	0-0-0		HOME		2-1-0		0-0-0		6-0-0				
4-5-0	0-0-0	0-0-0		AWAY		0-3-0		0-0-0		4-2-0				
0-0-0	0-0-0	0-0-0		NEUTRAL		0-0-0		0-0-0		0-0-0				
RPI	S	Opponent	Score		RPI	S	Opponent	Score		RPI	S	Opponent	Score	
20	A	Kentucky	2	3						55	H	Southeast Mo. St.	8	6
										55	H	Southeast Mo. St.	6	1
										55	H	Southeast Mo. St.	3	7
										70	A	Jacksonville St.	1	6
										70	A	Jacksonville St.	12	25
										70	A	Jacksonville St.	5	8
										73	H	UConn	4	19
										76	A	Western Ky.	16	2
										84	H	Missouri St.	4	11
										98	A	Mercer	10	7
										98	A	Mercer	4	14
										98	A	Mercer	12	13

Non-Div. I Games:

Austin Peay

55 H Southeast Mo. St.	3	7
55 H Southeast Mo. St.	8	6

A
u
s
t
i
n
P
e
a
y

A
u
s
t
i
n
P
e
a
y

[illegible]

Non-Div. I Games:

Oral Roberts

261 A Western Ill.	6	0
261 A Western Ill.	4	9

O
r
a
l
R
o
b
e
r
t
s

O
r
a
l
R
o
b
e
r
t
s

Average RPI Win: 173		WON-LOST	WINNING	LAST 15	STRENGTH OF		OPP. STRENGTH	TEAM	ADJ		CONF.	ADJ CONF.		
Average RPI Loss: 130		RECORD	PCT. RANK	GAMES	SCHEDULE		OF SCHEDULE	RPI	RPI		RPI	RPI		
DIV. I ONLY		21-12-0	.63636	60	8-7-0		160	178	69	.54477	69	20	20	
DIV. I NON-CONF.		16-5-0	.7619	21	5-1-0		127	135	15	.58965	15	20	20	
TOTALS		RPI 1-25	RPI 26-50		W-L RECORDS		RPI 51-100		RPI 101-150		RPI 150+			
21-12-0		0-3-0	1-0-0		OVERALL		4-0-0		0-3-0		16-6-0			
5-4-0		0-0-0	0-0-0		HOME		1-0-0		0-0-0		4-4-0			
16-8-0		0-3-0	1-0-0		AWAY		3-0-0		0-3-0		12-2-0			
0-0-0		0-0-0	0-0-0		NEUTRAL		0-0-0		0-0-0		0-0-0			
16-5-0		0-3-0	1-0-0		NON-CONFERENCE		4-0-0		0-0-0		11-2-0			
2-1-0		0-0-0	0-0-0		HOME		1-0-0		0-0-0		1-1-0			
14-4-0		0-3-0	1-0-		AWAY		3-0-0		0-0-0		10-1-0			
0-0-0		0-0-0	0-0-0		NEUTRAL		0-0-0		0-0-0		0-0-0			
5-7-0		0-0-0	0-0-0		CONFERENCE		0-0-0		0-3-0		5-4-0			
3-3-0		0-0-0	0-0-0		HOME		0-0-0		0-0-0		3-3-0			
2-4-0		0-0-0	0-0-0		AWAY		0-0-0		0-3-0		2-1-0			
0-0-0		0-0-0	0-0-0		NEUTRAL		0-0-0		0-0-0		0-0-0			
RPI	S	Opponent	Score		RPI	S	Opponent	Score		RPI	S	Opponent	Score	
7	A	UC Santa Barbara	4	7	38	A	Bryant	9	8	72	A	North Florida	2	1
7	A	UC Santa Barbara	6	7						72	A	North Florida	9	8
7	A	UC Santa Barbara	1	2						72	A	North Florida	3	2
										73	H	UConn	4	3

Non-Div. I Games:

Hartford

159 H Stony Brook	0	2
159 H Stony Brook	9	5

H
a
r
t
f
o
r
d

H
a
r
t
f
o
r
d

Average RPI Win:	157	WON-LOST	WINNING	LAST 15	STRENGTH OF	OPP. STRENGTH	TEAM	ADJ	CONF.	ADJ CONF.		
Average RPI Loss:	142	RECORD	PCT. RANK	GAMES	SCHEDULE	OF SCHEDULE	RPI	RPI	RPI	RPI		
DIV. I ONLY		25-11-0	.69444	30	10-5-0	171	103	70	.54445	70	21	21
DIV. I NON-CONF.		12-9-0	.57143	109	5-3-0	91	41	92	.53297	92	23	23
<hr/>												
TOTALS	RPI 1-25	RPI 26-50		W-L RECORDS		RPI 51-100		RPI 101-150		RPI 150+		
25-11-0	0-0-0	0-0-0		OVERALL		10-4-0		2-2-0		13-5-0		
14-5-0	0-0-0	0-0-0		HOME		9-3-0		1-0-0		4-2-0		
11-6-0	0-0-0	0-0-0		AWAY		1-1-0		1-2-0		9-3-0		
0-0-0	0-0-0	0-0-0		NEUTRAL		0-0-0		0-0-0		0-0-0		
12-9-0	0-0-0	0-0-0		NON-CONFERENCE		7-4-0		2-2-0		3-3-0		
9-4-0	0-0-0	0-0-0		HOME		6-3-0		1-0-0		2-1-0		
3-5-0	0-0-0	0-0-		AWAY		1-1-0		1-2-0		1-2-0		
0-0-0	0-0-0	0-0-0		NEUTRAL		0-0-0		0-0-0		0-0-0		
13-2-0	0-0-0	0-0-0		CONFERENCE		3-0-0		0-0-0		10-2-0		
5-1-0	0-0-0	0-0-0		HOME		3-0-0		0-0-0		2-1-0		
8-1-0	0-0-0	0-0-0		AWAY		0-0-0		0-0-0		8-1-0		
0-0-0	0-0-0	0-0-0		NEUTRAL		0-0-0		0-0-0		0-0-0		
RPI	S	Opponent	Score	RPI	S	Opponent	Score	RPI	S	Opponent	Score	
						67 H Austin Peay	25 12	127 A Southern Ill.		9 5		
						67 H Austin Peay	8 5	127 A Southern Ill.	2	3		
						67 H Austin Peay	6 1	127 A Southern Ill.	3	13		
						68 H Oral Roberts	8 3	127 H UAB	11	10		
						71 A Troy	8 7	155 H Alabama St.	7	1		
						71 H Troy	0 10	155 H Alabama St.	5	8		
						76 H Western Ky.	8 7	182 A Kennesaw St.	9	11		
						76 H Western Ky.	5 4	182 A Kennesaw St.	2	3		
						76 H Western Ky.	9 7	182 A Kennesaw St.	10	5		
						86 H Valparaiso	4 14	182 H Kennesaw St.	10	2		
						86 H Valparaiso	11 10	206 A Tennessee Tech	6	7		
						86 H Valparaiso	9 3	206 A Tennessee Tech	15	14		
						94 A Samford	7 10	206 A Tennessee Tech	9	3		
						94 H Samford	6 7	236 A SIUE	9	6		
								236 A SIUE	13	4		
								236 A SIUE	9	7		
								241 H Murray St.	5	6		
								241 H Murray St.	22	7		
								241 H Murray St.	11	4		
								269 A Eastern Ill.	6	4		
								269 A Eastern Ill.	4	3		
								269 A Eastern Ill.	10	3		
LAST 15 GAMES												
						182 H Kennesaw St.	10 2	241 H Murray St.	11	4		
						206 A Tennessee Tech	15 14	127 H UAB	11	10		
						206 A Tennessee Tech	6 7	127 A Southern Ill.	2	3		
						206 A Tennessee Tech	9 3					
						71 A Troy	8 7					

Non-Div. I Games:

Jacksonville St.

241 H Murray St.	5	6
241 H Murray St.	22	7

J
a
c
k
s
o
n
v
i
l
l
e
s
t
.

J
a
c
k
s
o
n
v
i
l
l
e
s
t
.

Troy

Average RPI Win:	152	WON-LOST RECORD	WINNING PCT. RANK	LAST 15 GAMES	STRENGTH OF SCHEDULE	OPP. STRENGTH OF SCHEDULE	TEAM RPI	ADJ RPI	CONF. RPI	ADJ CONF. RPI		
DIV. I ONLY		22-16-0	.57895	93	9-6-0	82	81	71	.5425	71	9	9
DIV. I NON-CONF.		14-9-0	.6087	83	4-3-0	36	104	54	.5552	54	10	10
<hr/>												
TOTALS	RPI 1-25	RPI 26-50		W-L RECORDS		RPI 51-100		RPI 101-150		RPI 150+		
22-16-0	1-3-0	0-3-0		OVERALL		6-4-0		6-6-0		9-0-0		
14-5-0	1-2-0	0-1-0		HOME		3-2-0		1-0-0		9-0-0		
7-9-0	0-0-0	0-1-0		AWAY		3-2-0		4-6-0		0-0-0		
1-2-0	0-1-0	0-1-0		NEUTRAL		0-0-0		1-0-0		0-0-0		
14-9-0	0-1-0	0-3-0		NON-CONFERENCE		6-4-0		2-1-0		6-0-0		
10-3-0	0-0-0	0-1-0		HOME		3-2-0		1-0-0		6-0-0		
3-4-0	0-0-0	0-0-		AWAY		3-2-0		0-1-0		0-0-0		
1-2-0	0-1-0	0-1-0		NEUTRAL		0-0-0		1-0-0		0-0-0		
8-7-0	1-2-0	0-0-0		CONFERENCE		0-0-0		4-5-0		3-0-0		
4-2-0	1-2-0	0-0-0		HOME		0-0-0		0-0-0		3-0-0		
4-5-0	0-0-0	0-0-0		AWAY		0-0-0		4-5-0		0-0-0		
0-0-0	0-0-0	0-0-0		NEUTRAL		0-0-0		0-0-0		0-0-0		
RPI S	Opponent	Score	RPI S	Opponent	Score	RPI S	Opponent	Score	RPI S	Opponent	Score	
12 H	La.-Lafayette	2 4	45 A	Alabama	3 5	57 H	New Orleans	9 4	113 N	Auburn	4 3	
12 H	La.-Lafayette	3 8	45 H	Alabama	1 2	57 H	New Orleans	9 6	120 A	Ga. Southern	2 1	
12 H	La.-Lafayette	4 1	49 N	Michigan St.	0 3	57 H	New Orleans	6 10	120 A	Ga. Southern	8 4	
21 N	Southern Miss.	2 6				61 A	Southeastern La.	3 2	120 A	Ga. Southern	0 7	
						61 A	Southeastern La.	5 1	121 A	Little Rock	9 10	
						61 A	Southeastern La.	2 7	121 A	Little Rock	3 4	
						70 A	Jacksonville St.	10 0	121 A	Little Rock	8 11	
						70 H	Jacksonville St.	7 8	127 A	UAB	0 7	
						94 A	Samford	6 20	127 H	UAB	2 1	
						94 H	Samford	5 3	129 A	Arkansas St.	8 1	
									129 A	Arkansas St.	3 4	
									129 A	Arkansas St.	11 1	
									155 H	Alabama St.	8 0	
									246 H	Northern Ky.	4 2	
									246 H	Northern Ky.	6 1	
									246 H	Northern Ky.	10 3	
									246 H	Northern Ky.	5 0	
									249 H	Appalachian St.	3 2	
									249 H	Appalachian St.	9 7	
									249 H	Appalachian St.	4 3	
									297 H	Alabama A&M	8 0	
LAST 15 GAMES												
45 A	Alabama	3 5	249 H	Appalachian St.	9 7							
129 A	Arkansas St.	8 1	94 H	Samford	5 3							
129 A	Arkansas St.	3 4	57 H	New Orleans	9 4							
129 A	Arkansas St.	11 1										
70 H	Jacksonville St.	7 8										

Non-Div. I Games:

Troy

249 H Appalachian St.	3	2
249 H Appalachian St.	4	3

T
r
o
y

T
r
o
y

Average RPI Win: 168		WON-LOST RECORD		WINNING PCT. RANK		LAST 15 GAMES		STRENGTH OF SCHEDULE		OPP. STRENGTH OF SCHEDULE		TEAM RPI		ADJ RPI		CONF. RPI		ADJ CONF. RPI			
DIV. I ONLY		25-14-0		.64103 56		11-4-0		85		171		72		.54123 72		18		18			
DIV. I NON-CONF.		19-10-0		.65517 58		6-0-0		83		195		86		.53414 86		17		17			
TOTALS		RPI 1-25		RPI 26-50		W-L RECORDS		RPI 51-100		RPI 101-150		RPI 150+									
25-14-0		3-2-0		0-0-0		OVERALL		3-6-0		2-0-0		17-6-0									
20-7-0		3-1-0		0-0-0		HOME		2-3-0		1-0-0		14-3-0									
5-7-0		0-1-0		0-0-0		AWAY		1-3-0		1-0-0		3-3-0									
0-0-0		0-0-0		0-0-0		NEUTRAL		0-0-0		0-0-0		0-0-0									
19-10-0		3-2-0		0-0-0		NON-CONFERENCE		1-4-0		2-0-0		13-4-0									
16-7-0		3-1-0		0-0-0		HOME		1-3-0		1-0-0		11-3-0									
3-3-0		0-1-0		0-0-		AWAY		0-1-0		1-0-0		2-1-0									
0-0-0		0-0-0		0-0-0		NEUTRAL		0-0-0		0-0-0		0-0-0									
6-4-0		0-0-0		0-0-0		CONFERENCE		2-2-0		0-0-0		4-2-0									
4-0-0		0-0-0		0-0-0		HOME		1-0-0		0-0-0		3-0-0									
2-4-0		0-0-0		0-0-0		AWAY		1-2-0		0-0-0		1-2-0									
0-0-0		0-0-0		0-0-0		NEUTRAL		0-0-0		0-0-0		0-0-0									
RPI	S	Opponent		Score		RPI	S	Opponent		Score		RPI	S	Opponent		Score					
1	A	Florida		4	5			69	H	Hartford		1	2	143	A	Florida A&M		9	6		
1	H	Florida		2	6			69	H	Hartford		8	9	143	H	Florida A&M		15	0		
25	H	UNCW		13	1			69	H	Hartford		2	3	171	H	Stetson		5	3		
25	H	UNCW		12	11			82	A	Jacksonville		0	8	171	H	Stetson		5	0		
25	H	UNCW		3	2			82	A	Jacksonville		2	6	171	H	Stetson		6	2		
								82	A	Jacksonville		7	4	181	A	South Fla.		7	5		
								82	H	Jacksonville		10	6	181	H	South Fla.		7	6		
								100	A	UCF		4	5	182	A	Kennesaw St.		1	2		
								100	H	UCF		4	3	182	A	Kennesaw St.		9	2		
														182	A	Kennesaw St.		4	10		
														207	H	George Washington		10	7		
														207	H	George Washington		6	7		
														207	H	George Washington		2	0		
														214	A	Bethune-Cookman		13	1		
														214	A	Bethune-Cookman		1	4		
														214	H	Bethune-Cookman		12	6		
														227	H	Quinnipiac		0	3		
														227	H	Quinnipiac		12	8		
														227	H	Quinnipiac		6	5		
														229	H	Dartmouth		8	6		
														229	H	Dartmouth		17	3		
														235	H	Penn		17	5		
														235	H	Penn		5	3		
														235	H	Penn		2	3		
														289	H	Savannah St.		7	4		
LAST 15 GAMES																					
				100	H	UCF		4	3	82	A	Jacksonville		7	4	235	H	Penn		5	3
				171	H	Stetson		5	0	143	A	Florida A&M		9	6	235	H	Penn		2	3
				171	H	Stetson		5	3	214	H	Bethune-Cookman		12	6	289	H	Savannah St.		7	4
				171	H	Stetson		6	2												
				181	A	South Fla.		7	5												

Non-Div. I Games:

North Florida

82 A Jacksonville	0	8
82 A Jacksonville	2	6

N
o
r
t
h
F
l
o
r
i
d
a

N
o
r
t
h
F
l
o
r
i
d
a

Average RPI Win: 127		WON-LOST RECORD		WINNING PCT. RANK		LAST 15 GAMES		STRENGTH OF SCHEDULE		OPP. STRENGTH OF SCHEDULE		TEAM RPI		ADJ RPI		CONF. RPI		ADJ CONF. RPI	
DIV. I ONLY		19-16-0		.54286 121		9-5-0		97		94		73		.54043 73		7		7	
DIV. I NON-CONF.		14-13-0		.51852 143		4-2-0		129		126		97		.53085 97		7		7	
TOTALS		RPI 1-25		RPI 26-50		W-L RECORDS		RPI 51-100		RPI 101-150		RPI 150+							
19-16-0		0-3-0		1-0-0		OVERALL		7-2-0		6-8-0		5-3-0							
9-2-0		0-0-0		1-0-0		HOME		4-1-0		0-0-0		4-1-0							
6-14-0		0-3-0		0-0-0		AWAY		2-1-0		4-8-0		0-2-0							
4-0-0		0-0-0		0-0-0		NEUTRAL		1-0-0		2-0-0		1-0-0							
14-13-0		0-3-0		1-0-0		NON-CONFERENCE		3-1-0		5-6-0		5-3-0							
5-1-0		0-0-0		1-0-0		HOME		0-0-0		0-0-0		4-1-0							
5-12-0		0-3-0		0-0-		AWAY		2-1-0		3-6-0		0-2-0							
4-0-0		0-0-0		0-0-0		NEUTRAL		1-0-0		2-0-0		1-0-0							
5-3-0		0-0-0		0-0-0		CONFERENCE		4-1-0		1-2-0		0-0-0							
4-1-0		0-0-0		0-0-0		HOME		4-1-0		0-0-0		0-0-0							
1-2-0		0-0-0		0-0-0		AWAY		0-0-0		1-2-0		0-0-0							
0-0-0		0-0-0		0-0-0		NEUTRAL		0-0-0		0-0-0		0-0-0							
RPI	S	Opponent		Score		RPI	S	Opponent		Score		RPI	S	Opponent		Score			
7	A	UC Santa Barbara		3	5	38	H	Bryant		6	3	51	H	Tulane		5	14		
7	A	UC Santa Barbara		2	6							51	H	Tulane		9	4		
7	A	UC Santa Barbara		6	9							66	H	Houston		4	1		
												66	H	Houston		9	2		
												66	H	Houston		3	2		
												67	A	Austin Peay		19	4		
												69	A	Hartford		3	4		
												78	A	Boston College		9	4		
												84	N	Missouri St.		12	4		

Non-Div. I Games:

UConn

203	H	Fairfield	2	1
119	A	Cincinnati	4	2

U
C
o
n
n

U
C
o
n
n

Average RPI Win:	128	WON-LOST RECORD	WINNING PCT. RANK	LAST 15 GAMES	STRENGTH OF SCHEDULE	OPP. STRENGTH OF SCHEDULE	TEAM RPI	ADJ RPI	CONF. RPI	ADJ CONF. RPI		
DIV. I ONLY		17-13-0	.56667	103	8-6-0	80	19	74	.54039	74	3	3
DIV. I NON-CONF.		10-7-0	.58824	96	2-2-0	99	20	62	.55111	62	3	3
<hr/>												
TOTALS	RPI 1-25	RPI 26-50		W-L RECORDS		RPI 51-100		RPI 101-150		RPI 150+		
17-13-0	4-5-0	0-3-0		OVERALL		1-2-0		5-2-0		7-1-0		
12-6-0	4-2-0	0-1-0		HOME		0-0-0		4-2-0		4-1-0		
5-7-0	0-3-0	0-2-0		AWAY		1-2-0		1-0-0		3-0-0		
0-0-0	0-0-0	0-0-0		NEUTRAL		0-0-0		0-0-0		0-0-0		
10-7-0	2-4-0	0-2-0		NON-CONFERENCE		0-0-0		1-0-0		7-1-0		
6-2-0	2-1-0	0-0-0		HOME		0-0-0		0-0-0		4-1-0		
4-5-0	0-3-0	0-0-		AWAY		0-0-0		1-0-0		3-0-0		
0-0-0	0-0-0	0-0-0		NEUTRAL		0-0-0		0-0-0		0-0-0		
7-6-0	2-1-0	0-1-0		CONFERENCE		1-2-0		4-2-0		0-0-0		
6-4-0	2-1-0	0-1-0		HOME		0-0-0		4-2-0		0-0-0		
1-2-0	0-0-0	0-0-0		AWAY		1-2-0		0-0-0		0-0-0		
0-0-0	0-0-0	0-0-0		NEUTRAL		0-0-0		0-0-0		0-0-0		
RPI	S	Opponent	Score	RPI	S	Opponent	Score	RPI	S	Opponent	Score	
7	H	UC Santa Barbara	13 1	33	A	Notre Dame	3 6	56	A	Washington	6 9	
7	H	UC Santa Barbara	0 1	44	H	Oregon St.	10 11	56	A	Washington	4 7	
7	H	UC Santa Barbara	3 1	49	A	Michigan St.	2 3	56	A	Washington	2 0	
17	A	Mississippi St.	4 10									
17	A	Mississippi St.	3 9									
17	A	Mississippi St.	2 5									
24	H	California	2 12									
24	H	California	4 3									
24	H	California	11 5									
								</				

24 H California	4	3
24 H California	2	12

O
r
e
g
o
n

O
r
e
g
o
n

Average RPI Win: 99		WON-LOST RECORD		WINNING PCT. RANK		LAST 15 GAMES		STRENGTH OF SCHEDULE		OPP. STRENGTH OF SCHEDULE		TEAM RPI		ADJ RPI		CONF. RPI		ADJ CONF. RPI	
DIV. I ONLY		16-18-0		.47059 171		5-10-0		22		17		75		.54002 75		3		3	
DIV. I NON-CONF.		9-9-0		.5 147		2-2-0		11		18		69		.54714 69		3		3	
TOTALS		RPI 1-25		RPI 26-50		W-L RECORDS		RPI 51-100		RPI 101-150		RPI 150+							
16-18-0		2-6-0		0-1-0		OVERALL		6-8-0		5-3-0		3-0-0							
10-8-0		2-2-0		0-1-0		HOME		2-3-0		3-2-0		3-0-0							
5-10-0		0-4-0		0-0-0		AWAY		4-5-0		1-1-0		0-0-0							
1-0-0		0-0-0		0-0-0		NEUTRAL		0-0-0		1-0-0		0-0-0							
9-9-0		2-3-0		0-1-0		NON-CONFERENCE		3-2-0		4-3-0		0-0-0							
6-6-0		2-2-0		0-1-0		HOME		1-1-0		3-2-0		0-0-0							
3-3-0		0-1-0		0-0-		AWAY		2-1-0		1-1-0		0-0-0							
0-0-0		0-0-0		0-0-0		NEUTRAL		0-0-0		0-0-0		0-0-0							
7-9-0		0-3-0		0-0-0		CONFERENCE		3-6-0		1-0-0		3-0-0							
4-2-0		0-0-0		0-0-0		HOME		1-2-0		0-0-0		3-0-0							
2-7-0		0-3-0		0-0-0		AWAY		2-4-0		0-0-0		0-0-0							
1-0-0		0-0-0		0-0-0		NEUTRAL		0-0-0		1-0-0		0-0-0							
RPI S	Opponent	Score		RPI S	Opponent	Score		RPI S	Opponent	Score		RPI S	Opponent	Score					
7 A	UC Santa Barbara	6	11	48 H	Cal St. Fullerton	7	14	54 A	Arizona	4	3	103 N	Southern California	5	3				
16 H	North Carolina	6	5					54 A	Arizona	5	6	105 A	CSUN	12	20				
16 H	North Carolina	5	14					54 A	Arizona	1	6	105 H	CSUN	1	4				
16 H	North Carolina	0	4					56 A	Washington	7	8	109 H	Loyola Marymount	6	5				
17 H	Mississippi St.	2	1					56 A	Washington	4	7	115 A	Pepperdine	10	6				
24 A	California	3	5					56 A	Washington	1	0	130 H	Texas	5	7				
24 A	California	1	9					62 H	Stanford	1	4	130 H	Texas	5	4				
24 A	California	2	8					62 H	Stanford	2	8	130 H	Texas	6	3				
								62 H	Stanford	6	5	167 H	Washington St.	11	2				
								64 H	Long Beach St.	1	10	167 H	Washington St.	6	5				
								96 H	Oklahoma	4	2	167 H	Washington St.	5	2				
								99 A	Cal Poly	19	0								
								99 A	Cal Poly	7	6								
								99 A	Cal Poly	2	6								
LAST 15 GAMES																			
				115 A	Pepperdine	10	6	62 H	Stanford	1	4								
				56 A	Washington	4	7	105 H	CSUN	1	4								
				56 A	Washington	7	8	24 A	California	3	5								
				56 A	Washington	1	0												
				109 H	Loyola Marymount	6	5												

Non-Div. I Games:

UCLA

62 H Stanford	2	8
62 H Stanford	6	5

U
C
L
A

U
C
L
A

Average RPI Win:	137	WON-LOST RECORD	WINNING PCT. RANK	LAST 15 GAMES	STRENGTH OF SCHEDULE	OPP. STRENGTH OF SCHEDULE	TEAM RPI	ADJ RPI	CONF. RPI	ADJ CONF. RPI		
DIV. I ONLY		19-17-0	.52778	127	7-8-0	61	50	76	.53993	76	4	4
DIV. I NON-CONF.		13-8-0	.61905	77	2-2-0	61	97	58	.55236	58	4	4
<hr/>												
TOTALS	RPI 1-25	RPI 26-50		W-L RECORDS		RPI 51-100		RPI 101-150		RPI 150+		
19-17-0	1-5-0	2-0-0		OVERALL		2-9-0		7-1-0		7-2-0		
11-6-0	0-1-0	0-0-0		HOME		1-3-0		4-0-0		6-2-0		
6-11-0	1-4-0	1-0-0		AWAY		1-6-0		2-1-0		1-0-0		
2-0-0	0-0-0	1-0-0		NEUTRAL		0-0-0		1-0-0		0-0-0		
13-8-0	1-2-0	2-0-0		NON-CONFERENCE		1-4-0		2-0-0		7-2-0		
7-4-0	0-1-0	0-0-0		HOME		0-1-0		1-0-0		6-2-0		
4-4-0	1-1-0	1-0-		AWAY		1-3-0		0-0-0		1-0-0		
2-0-0	0-0-0	1-0-0		NEUTRAL		0-0-0		1-0-0		0-0-0		
6-9-0	0-3-0	0-0-0		CONFERENCE		1-5-0		5-1-0		0-0-0		
4-2-0	0-0-0	0-0-0		HOME		1-2-0		3-0-0		0-0-0		
2-7-0	0-3-0	0-0-0		AWAY		0-3-0		2-1-0		0-0-0		
0-0-0	0-0-0	0-0-0		NEUTRAL		0-0-0		0-0-0		0-0-0		
RPI S	Opponent	Score		RPI S	Opponent	Score		RPI S	Opponent	Score		
2 A	Louisville	2	14	26 N	South Ala.	11	10	52 A	Old Dominion	2	4	
2 H	Louisville	0	17	37 A	Georgia	8	7	52 A	Old Dominion	8	12	
18 A	Rice	2	3					52 A	Old Dominion	3	8	
18 A	Rice	3	9					60 A	Tennessee	6	0	
18 A	Rice	2	5					67 H	Austin Peay	2	16	
20 A	Kentucky	14	6					70 A	Jacksonville St.	7	9	
								70 A	Jacksonville St.	7	8	
								70 A	Jacksonville St.	4	5	
								88 H	Louisiana Tech	6	3	
								88 H	Louisiana Tech	1	3	
								88 H	Louisiana Tech	9	12	

Non-Div. I Games:

Western Ky.

88 H Louisiana Tech	1	3
88 H Louisiana Tech	9	12

W
e
s
t
e
r
n
K
y
.

W
e
s
t
e
r
n
K
y
.

Average RPI Win: 153		WON-LOST	WINNING	LAST 15	STRENGTH OF		OPP. STRENGTH	TEAM	ADJ		CONF.	ADJ CONF.
Average RPI Loss: 81		RECORD	PCT. RANK	GAMES	SCHEDULE		OF SCHEDULE	RPI	RPI		RPI	RPI
DIV. I ONLY		23-14-0	.62162	70	8-7-0		155	63	77		6	6
DIV. I NON-CONF.		16-9-0	.64	65	3-2-0		98	28	42		6	6
TOTALS		RPI 1-25	RPI 26-50		W-L RECORDS		RPI 51-100		RPI 101-150		RPI 150+	
23-14-0		0-0-0	2-6-0		OVERALL		6-5-0		5-1-0		10-2-0	
13-4-0		0-0-0	1-0-0		HOME		2-1-0		4-1-0		6-2-0	
9-9-0		0-0-0	1-6-0		AWAY		3-3-0		1-0-0		4-0-0	
1-1-0		0-0-0	0-0-0		NEUTRAL		1-1-0		0-0-0		0-0-0	
16-9-0		0-0-0	2-3-0		NON-CONFERENCE		4-4-0		5-1-0		5-1-0	
9-2-0		0-0-0	1-0-0		HOME		0-0-0		4-1-0		4-1-0	
6-6-0		0-0-0	1-0-		AWAY		3-3-0		1-0-0		1-0-0	
1-1-0		0-0-0	0-0-0		NEUTRAL		1-1-0		0-0-0		0-0-0	
7-5-0		0-0-0	0-3-0		CONFERENCE		2-1-0		0-0-0		5-1-0	
4-2-0		0-0-0	0-0-0		HOME		2-1-0		0-0-0		2-1-0	
3-3-0		0-0-0	0-3-0		AWAY		0-0-0		0-0-0		3-0-0	
0-0-0		0-0-0	0-0-0		NEUTRAL		0-0-0		0-0-0		0-0-0	
RPI S	Opponent	Score	RPI S	Opponent	Score	RPI S	Opponent	Score	RPI S	Opponent	Score	
			27 A	Michigan	1 6	51 N	Tulane	11 5	109 H	Loyola Marymount	3 0	
			27 A	Michigan	6 10	54 N	Arizona	10 11	109 H	Loyola Marymount	5 4	
			27 A	Michigan	2 7	64 A	Long Beach St.	0 1	109 H	Loyola Marymount	6 4	
			31 A	Col. of Charleston	4 0	64 A	Long Beach St.	1 3	109 H	Loyola Marymount	7 0	
			31 A	Col. of Charleston	5 13	64 A	Long Beach St.	9 2	148 A	Kansas St.	5 1	
			31 A	Col. of Charleston	3 7	91 A	San Diego	5 17	148 H	Kansas St.	2 4	
			41 A	Creighton	3 4	92 A	Indiana St.	10 4	178 H	Wichita St.	7 3	
			41 H	Creighton	8 2	92 A	Indiana St.	11 4	178 H	Wichita St.	4 0	
						95 H	Illinois	9 7	178 H	Wichita St.	5 17	
						95 H	Illinois	9 8	198 A	Omaha	11 6	
						95 H	Illinois	4 6	252 H	Northwestern	3 11	
									252 H	Northwestern	8 7	
									252 H	Northwestern	3 2	
									255 A	Purdue	9 5	
									255 A	Purdue	9 8	
									255 A	Purdue	11 6	
									271 H	Northern Colo.	7 1	
									271 H	Northern Colo.	8 0	
LAST 15 GAMES												
			148 A	Kansas St.	5 1	252 H	Northwestern	3 2				
			27 A	Michigan	1 6	198 A	Omaha	11 6				
			27 A	Michigan	2 7	148 H	Kansas St.	2 4				
			27 A	Michigan	6 10							
			41 A	Creighton	3 4							

Non-Div. I Games:

Nebraska

252 H Northwestern	3	11
252 H Northwestern	8	7

N
e
b
r
a
s
k
a

N
e
b
r
a
s
k
a

Average RPI Win:		172	WON-LOST RECORD		WINNING PCT. RANK		LAST 15 GAMES		STRENGTH OF SCHEDULE		OPP. STRENGTH OF SCHEDULE		TEAM RPI		ADJ RPI		CONF. RPI		ADJ CONF. RPI					
DIV. I ONLY			18-14-0		.5625		106		6-9-0		124		61		78		.53918		78		2		2	
DIV. I NON-CONF.			13-3-0		.8125		15		3-1-0		293		254		129		.51324		129		1		1	
TOTALS		RPI 1-25		RPI 26-50				W-L RECORDS				RPI 51-100				RPI 101-150				RPI 150+				
18-14-0		2-5-0		3-6-0				OVERALL				1-1-0				1-0-0				11-2-0				
3-3-0		0-1-0		2-1-0				HOME				0-1-0				0-0-0				1-0-0				
5-9-0		2-4-0		1-5-0				AWAY				0-0-0				0-0-0				2-0-0				
10-2-0		0-0-0		0-0-0				NEUTRAL				1-0-0				1-0-0				8-2-0				
13-3-0		0-0-0		0-0-0				NON-CONFERENCE				1-1-0				1-0-0				11-2-0				
1-1-0		0-0-0		0-0-0				HOME				0-1-0				0-0-0				1-0-0				
2-0-0		0-0-0		0-0-				AWAY				0-0-0				0-0-0				2-0-0				
10-2-0		0-0-0		0-0-0				NEUTRAL				1-0-0				1-0-0				8-2-0				
5-11-0		2-5-0		3-6-0				CONFERENCE				0-0-0				0-0-0				0-0-0				
2-2-0		0-1-0		2-1-0				HOME				0-0-0				0-0-0				0-0-0				
3-9-0		2-4-0		1-5-0				AWAY				0-0-0				0-0-0				0-0-0				
0-0-0		0-0-0		0-0-0				NEUTRAL				0-0-0				0-0-0				0-0-0				
RPI	S	Opponent		Score		RPI	S	Opponent		Score		RPI	S	Opponent		Score		RPI	S	Opponent		Score		
8	A	North Carolina St.		2	3	33	A	Notre Dame		1	4	73	H	UConn		4	9	102	N	Ohio St.		6	2	
8	A	North Carolina St.		7	0	33	A	Notre Dame		1	4	92	N	Indiana St.		5	3	166	N	North Dakota St.		2	4	
8	A	North Carolina St.		1	0	33	A	Notre Dame		9	11							223	A	Harvard		11	9	
9	H	Florida St.		0	3	40	H	Virginia		0	3							233	N	Northern Ill.		5	1	
11	A	Clemson		2	3	40	H	Virginia		3	2							233	N	Northern Ill.		5	0	
11	A	Clemson		1	6	40	H	Virginia		5	4							233	N	Northern Ill.		2	1	
11	A	Clemson		2	6	43	A	Pittsburgh		0	5							233	N	Northern Ill.		17	0	
						43	A	Pittsburgh		6	4							252	N	Northwestern		6	3	
						43	A	Pittsburgh		4	5							262	N	Villanova		11	10	
																		265	N	Central Mich.		9	3	
																		272	A	Massachusetts		11	5	
																		272	H	Massachusetts		2	1	
																		280	N	Butler		10	12	
																		291	N	Chicago St.		7	1	
LAST 15 GAMES																								
						33	A	Notre Dame		9	11	40	H	Virginia		0	3							
						33	A	Notre Dame		1	4	9	H	Florida St.		0	3							
						33	A	Notre Dame		1	4	272	A	Massachusetts		11	5							
						272	H	Massachusetts		2	1													
						223	A	Harvard		11	9													

Non-Div. I Games:

Boston College

40 H Virginia	5	4
40 H Virginia	3	2

B
o
s
t
o
n
C
o
l
l
e
g
e

B
o
s
t
o
n
C
o
l
l
e
g
e

Princeton

Princeton

256 A Brown	25	7
256 A Brown	11	9

P
r
i
n
c
e
t
o
n

P
r
i
n
c
e
t
o
n

V
C
U

VCU

VCU

286	H	Norfolk St.	4	2
137	A	Rhode Island	7	3

Through Games Of April 19, 2016

RPI	S	Opponent	Score	
286	H	Norfolk St.	4	2

VCU

V
C
U

V
C
U

Average RPI Win:		184	WON-LOST RECORD		WINNING PCT. RANK		LAST 15 GAMES		STRENGTH OF SCHEDULE		OPP. STRENGTH OF SCHEDULE		TEAM RPI		ADJ RPI		CONF. RPI		ADJ CONF. RPI					
DIV. I ONLY			24-13-0		.64865		50		7-8-0		110		193		81		.53856		81		16		16	
DIV. I NON-CONF.			16-9-0		.64		65		3-4-0		125		147		91		.5334		91		18		18	
TOTALS		RPI 1-25		RPI 26-50		W-L RECORDS		RPI 51-100		RPI 101-150		RPI 150+												
24-13-0		0-2-0		3-4-0		OVERALL		2-0-0		3-3-0		16-4-0												
17-6-0		0-1-0		1-1-0		HOME		2-0-0		2-1-0		12-3-0												
7-7-0		0-1-0		2-3-0		AWAY		0-0-0		1-2-0		4-1-0												
0-0-0		0-0-0		0-0-0		NEUTRAL		0-0-0		0-0-0		0-0-0												
16-9-0		0-2-0		3-4-0		NON-CONFERENCE		2-0-0		0-0-0		11-3-0												
13-4-0		0-1-0		1-1-0		HOME		2-0-0		0-0-0		10-2-0												
3-5-0		0-1-0		2-0-		AWAY		0-0-0		0-0-0		1-1-0												
0-0-0		0-0-0		0-0-0		NEUTRAL		0-0-0		0-0-0		0-0-0												
8-4-0		0-0-0		0-0-0		CONFERENCE		0-0-0		3-3-0		5-1-0												
4-2-0		0-0-0		0-0-0		HOME		0-0-0		2-1-0		2-1-0												
4-2-0		0-0-0		0-0-0		AWAY		0-0-0		1-2-0		3-0-0												
0-0-0		0-0-0		0-0-0		NEUTRAL		0-0-0		0-0-0		0-0-0												
RPI	S	Opponent		Score		RPI	S	Opponent		Score		RPI	S	Opponent		Score		RPI	S	Opponent		Score		
16	A	North Carolina		1	8	32	A	Maryland		4	3	83	H	Wright St.		11	6	131	H	Longwood		3	4	
25	H	UNCW		1	5	32	A	Maryland		7	2	83	H	Wright St.		5	4	131	H	Longwood		7	2	
						32	A	Maryland		5	13							131	H	Longwood		2	1	
						39	A	UNCG		5	13							140	A	Gardner-Webb		5	2	
						39	H	UNCG		3	9							140	A	Gardner-Webb		1	3	
						39	H	UNCG		15	5							140	A	Gardner-Webb		0	9	
						47	A	Wake Forest		3	8							185	H	Marist		9	7	
																		185	H	Marist		6	8	
																		185	H	Marist		4	2	
																		187	H	Winthrop		2	6	
																		187	H	Winthrop		4	2	
																		187	H	Winthrop		7	2	
																		208	A	Elon		8	2	
																		208	H	Elon		17	16	
																		234	H	Rider		4	2	
																		234	H	Rider		10	2	
																		234	H	Rider		6	4	
																		237	H	Dayton		1	5	
																		237	H	Dayton		10	9	
																		237	H	Dayton		3	0	
																		259	A	N.C. Central		1	14	
																		282	H	La Salle		5	1	
																		282	H	La Salle		4	0	
																		283	A	UNC Asheville		8	0	
																		283	A	UNC Asheville		11	2	
																		283	A	UNC Asheville		6	4	
LAST 15 GAMES																								
						208	H	Elon		17	16	131	H	Longwood		3	4	282	H	La Salle		4	0	
						140	A	Gardner-Webb		5	2	16	A	North Carolina		1	8	283	A	UNC Asheville		8	0	
						140	A	Gardner-Webb		1	3	32	A	Maryland		4	3	283	A	UNC Asheville		11	2	
						140	A	Gardner-Webb		0	9							283	A	UNC Asheville		6	4	
						25	H	UNCW		1	5													

Non-Div. I Games:

High Point

131	H	Longwood	2	1
131	H	Longwood	7	2

H
i
g
h
P
o
i
n
t

H
i
g
h
P
o
i
n
t

Average RPI Win: 168		WON-LOST RECORD		WINNING PCT. RANK		LAST 15 GAMES		STRENGTH OF SCHEDULE		OPP. STRENGTH OF SCHEDULE		TEAM RPI		ADJ RPI		CONF. RPI		ADJ CONF. RPI	
DIV. I ONLY		22-14-0		.61111 76		8-7-0		127		120		82		.53791 82		18		18	
DIV. I NON-CONF.		18-11-0		.62069 75		4-5-0		179		94		100		.52902 100		17		17	
TOTALS		RPI 1-25		RPI 26-50		W-L RECORDS		RPI 51-100		RPI 101-150		RPI 150+							
22-14-0		1-2-0		2-4-0		OVERALL		5-3-0		1-0-0		13-5-0							
13-5-0		0-0-0		0-0-0		HOME		3-1-0		0-0-0		10-4-0							
9-9-0		1-2-0		2-4-0		AWAY		2-2-0		1-0-0		3-1-0							
0-0-0		0-0-0		0-0-0		NEUTRAL		0-0-0		0-0-0		0-0-0							
18-11-0		1-2-0		2-4-0		NON-CONFERENCE		3-1-0		1-0-0		11-4-0							
11-4-0		0-0-0		0-0-0		HOME		1-0-0		0-0-0		10-4-0							
7-7-0		1-2-0		2-0-		AWAY		2-1-0		1-0-0		1-0-0							
0-0-0		0-0-0		0-0-0		NEUTRAL		0-0-0		0-0-0		0-0-0							
4-3-0		0-0-0		0-0-0		CONFERENCE		2-2-0		0-0-0		2-1-0							
2-1-0		0-0-0		0-0-0		HOME		2-1-0		0-0-0		0-0-0							
2-2-0		0-0-0		0-0-0		AWAY		0-1-0		0-0-0		2-1-0							
0-0-0		0-0-0		0-0-0		NEUTRAL		0-0-0		0-0-0		0-0-0							
RPI	S	Opponent		Score		RPI	S	Opponent		Score		RPI	S	Opponent		Score			
1	A	Florida		2	7	29	A	East Carolina		3	6	72	A	North Florida		6	10		
1	A	Florida		1	3	29	A	East Carolina		8	6	72	H	North Florida		4	7		
9	A	Florida St.		7	3	29	A	East Carolina		0	13	72	H	North Florida		6	2		
						41	A	Creighton		4	3	72	H	North Florida		8	0		
						41	A	Creighton		0	4	94	A	Samford		7	2		
						41	A	Creighton		1	2	94	A	Samford		5	8		
												94	A	Samford		9	2		
												100	H	UCF		8	3		
														143 A Florida A&M		8	5		
														168 H FIU		2	3		
														168 H FIU		10	5		
														181 H South Fla.		7	5		
														212 H Columbia		4	5		
														212 H Columbia		8	9		
														212 H Columbia		2	0		
														212 H Columbia		1	0		
														214 A Bethune-Cookman		4	3		
														230 A Lipscomb		7	5		
														230 A Lipscomb		1	9		
														230 A Lipscomb		2	0		
														231 H Toledo		5	1		
														231 H Toledo		1	6		
														231 H Toledo		2	1		
														245 H Charleston So.		4	1		
														298 H Mt. St. Mary's		14	3		
														298 H Mt. St. Mary's		15	7		
														298 H Mt. St. Mary's		13	2		
LAST 15 GAMES																			
						1	A	Florida		1	3	72	H	North Florida		4	7		
						230	A	Lipscomb		1	9	1	A	Florida		2	7		
						230	A	Lipscomb		2	0	41	A	Creighton		1	2		
						230	A	Lipscomb		7	5								
						143	A	Florida A&M		8	5								

Non-Div. I Games:

Jacksonville

72 H North Florida	8	0
72 H North Florida	6	2

J
a
c
k
s
o
n
v
i
l
l
e

J
a
c
k
s
o
n
v
i
l
l
e

Average RPI Win:		173	WON-LOST RECORD		WINNING PCT. RANK		LAST 15 GAMES		STRENGTH OF SCHEDULE		OPP. STRENGTH OF SCHEDULE		TEAM RPI		ADJ RPI		CONF. RPI		ADJ CONF. RPI	
DIV. I ONLY			24-12-0		.66667 41		10-5-0		231		60		83		.53756 83		17		17	
DIV. I NON-CONF.			16-9-0		.64 65		6-2-0		195		16		56		.55354 56		13		13	
TOTALS		RPI 1-25		RPI 26-50		W-L RECORDS		RPI 51-100		RPI 101-150		RPI 150+								
24-12-0		1-3-0		1-2-0		OVERALL		2-3-0		4-1-0		16-3-0								
9-3-0		0-0-0		0-0-0		HOME		0-0-0		0-0-0		9-3-0								
14-9-0		1-3-0		1-2-0		AWAY		2-3-0		3-1-0		7-0-0								
1-0-0		0-0-0		0-0-0		NEUTRAL		0-0-0		1-0-0		0-0-0								
16-9-0		1-3-0		1-2-0		NON-CONFERENCE		0-2-0		3-0-0		11-2-0								
4-2-0		0-0-0		0-0-0		HOME		0-0-0		0-0-0		4-2-0								
11-7-0		1-3-0		1-0-		AWAY		0-2-0		2-0-0		7-0-0								
1-0-0		0-0-0		0-0-0		NEUTRAL		0-0-0		1-0-0		0-0-0								
8-3-0		0-0-0		0-0-0		CONFERENCE		2-1-0		1-1-0		5-1-0								
5-1-0		0-0-0		0-0-0		HOME		0-0-0		0-0-0		5-1-0								
3-2-0		0-0-0		0-0-0		AWAY		2-1-0		1-1-0		0-0-0								
0-0-0		0-0-0		0-0-0		NEUTRAL		0-0-0		0-0-0		0-0-0								
RPI	S	Opponent		Score		RPI	S	Opponent		Score		RPI	S	Opponent		Score				
2	A	Louisville		1	9	37	A	Georgia		3	4	81	A	High Point		6	11			
8	A	North Carolina St.		4	8	37	A	Georgia		1	5	81	A	High Point		4	5			
8	A	North Carolina St.		10	8	37	A	Georgia		3	1	86	A	Valparaiso		2	3			
8	A	North Carolina St.		1	6							86	A	Valparaiso		7	3			
												86	A	Valparaiso		9	6			
														119 A Cincinnati		7	5			
														119 N Cincinnati		6	1			
														141 A Miami (OH)		4	0			
														142 A Milwaukee		0	2			
														142 A Milwaukee		9	2			
														169 H Eastern Mich.		14	0			
														169 H Eastern Mich.		7	5			
														173 A Xavier		8	3			
														173 H Xavier		4	1			
														208 A Elon		11	2			
														208 A Elon		10	2			
														208 A Elon		9	7			
														208 A Elon		13	11			
														231 A Toledo		11	5			
														231 H Toledo		3	9			
														231 H Toledo		8	1			
														237 A Dayton		1	0			
														239 H Youngstown St.		9	4			
														239 H Youngstown St.		9	2			
														239 H Youngstown St.		8	0			
														246 H Northern Ky.		12	1			
														246 H Northern Ky.		4	3			
														246 H Northern Ky.		4	6			
														276 H Bowling Green		6	7			
														142 A Milwaukee		0	2			
														119 A Cincinnati		7	5			
														246 H Northern Ky.		4	3			

119	N	Cincinnati	6	1
142	A	Milwaukee	9	2

W
r
i
g
h
t
s
t
.

W
r
i
g
h
t
s
t
.

Average RPI Win:		180	WON-LOST RECORD		WINNING PCT. RANK		LAST 15 GAMES		STRENGTH OF SCHEDULE		OPP. STRENGTH OF SCHEDULE		TEAM RPI	ADJ RPI		CONF. RPI	ADJ CONF. RPI						
DIV. I ONLY			27-8-0		.77143 10		9-6-0		271		40		84	.53675 84		12	12						
DIV. I NON-CONF.			25-5-0		.83333 12		7-3-0		266		36		68	.54741 68		14	14						
TOTALS		RPI 1-25		RPI 26-50		W-L RECORDS		RPI 51-100		RPI 101-150		RPI 150+											
27-8-0		1-2-0		0-1-0		OVERALL		5-1-0		3-1-0		18-3-0											
17-3-0		1-2-0		0-1-0		HOME		4-0-0		2-0-0		10-0-0											
9-4-0		0-0-0		0-0-0		AWAY		1-0-0		1-1-0		7-3-0											
1-1-0		0-0-0		0-0-0		NEUTRAL		0-1-0		0-0-0		1-0-0											
25-5-0		1-2-0		0-1-0		NON-CONFERENCE		5-1-0		2-0-0		17-1-0											
17-3-0		1-2-0		0-1-0		HOME		4-0-0		2-0-0		10-0-0											
7-1-0		0-0-0		0-0-0		AWAY		1-0-0		0-0-0		6-1-0											
1-1-0		0-0-0		0-0-0		NEUTRAL		0-1-0		0-0-0		1-0-0											
2-3-0		0-0-0		0-0-0		CONFERENCE		0-0-0		1-1-0		1-2-0											
0-0-0		0-0-0		0-0-0		HOME		0-0-0		0-0-0		0-0-0											
2-3-0		0-0-0		0-0-0		AWAY		0-0-0		1-1-0		1-2-0											
0-0-0		0-0-0		0-0-0		NEUTRAL		0-0-0		0-0-0		0-0-0											
RPI	S	Opponent		Score		RPI	S	Opponent		Score		RPI	S	Opponent		Score							
19	H	Minnesota		5	4	28	H	Oklahoma St.		5	6	67	A	Austin Peay		11	4						
19	H	Minnesota		5	12							68	H	Oral Roberts		5	0						
19	H	Minnesota		5	7							73	N	UConn		4	12						
												93	H	Iowa		8	6						
												93	H	Iowa		4	1						
												93	H	Iowa		5	4						
														106		H	Missouri	16	1				
														129		H	Arkansas St.	15	11				
														134		A	Bradley	8	3				
														134		A	Bradley	1	2				
														161		A	Central Ark.	10	6				
														161		A	Central Ark.	12	1				
														161		A	Central Ark.	6	5				
														178		A	Wichita St.	1	11				
														178		A	Wichita St.	2	9				
														178		A	Wichita St.	6	1				
														190		A	Kansas	1	2				
														190		H	Kansas	18	11				
														210		A	Memphis	8	7				
														210		A	Memphis	6	4				
														210		A	Memphis	7	4				
														236		H	SIUE	6	2				
														236		H	SIUE	11	1				
														236		H	SIUE	12	5				
														261		H	Western Ill.	13	4				
														261		H	Western Ill.	15	3				
														265		H	Central Mich.	2	0				
														265		H	Central Mich.	7	1				
														265		H	Central Mich.	9	1				
														275		H	Saint Louis	15	4				
														288		N	Alcorn	13	1				
LAST 15 GAMES																							
178 A Wichita St.						6	1	275 H Saint Louis						15	4	265 H Central Mich.						7	1
178 A Wichita St.						1	11	265 H Central Mich.						9	1	288 N Alcorn						13	1
178 A Wichita St.						2	9																
106 H Missouri						16	1																
134 A Bradley						1	2																

Non-Div. I Games:

Missouri St.

134	A	Bradley	8	3
190	H	Kansas	18	11

M
i
s
s
o
u
r
i
s
t
.

M
i
s
s
o
u
r
i
s
t
.

Average RPI Win:		161	WON-LOST RECORD		WINNING PCT. RANK		LAST 15 GAMES		STRENGTH OF SCHEDULE		OPP. STRENGTH OF SCHEDULE		TEAM RPI		ADJ RPI		CONF. RPI		ADJ CONF. RPI										
Average RPI Loss:		58																											
DIV. I ONLY			22-16-0		.57895 93		11-4-0		146		14		85		.53588 85		11		11										
DIV. I NON-CONF.			8-12-0		.4 204		2-3-0		78		3		134		.50965 134		9		9										
TOTALS		RPI 1-25		RPI 26-50		W-L RECORDS		RPI 51-100		RPI 101-150		RPI 150+																	
22-16-0		0-8-0		2-1-0		OVERALL		4-2-0		3-4-0		13-1-0																	
12-6-0		0-2-0		2-1-0		HOME		3-0-0		2-3-0		5-0-0																	
10-10-0		0-6-0		0-0-0		AWAY		1-2-0		1-1-0		8-1-0																	
0-0-0		0-0-0		0-0-0		NEUTRAL		0-0-0		0-0-0		0-0-0																	
8-12-0		0-8-0		0-0-0		NON-CONFERENCE		3-0-0		1-3-0		4-1-0																	
5-4-0		0-2-0		0-0-0		HOME		3-0-0		0-2-0		2-0-0																	
3-8-0		0-6-0		0-0-		AWAY		0-0-0		1-1-0		2-1-0																	
0-0-0		0-0-0		0-0-0		NEUTRAL		0-0-0		0-0-0		0-0-0																	
14-4-0		0-0-0		2-1-0		CONFERENCE		1-2-0		2-1-0		9-0-0																	
7-2-0		0-0-0		2-1-0		HOME		0-0-0		2-1-0		3-0-0																	
7-2-0		0-0-0		0-0-0		AWAY		1-2-0		0-0-0		6-0-0																	
0-0-0		0-0-0		0-0-0		NEUTRAL		0-0-0		0-0-0		0-0-0																	
RPI	S	Opponent		Score		RPI	S	Opponent		Score		RPI	S	Opponent		Score													
10	A	Texas Tech		3	20	35	H	Northwestern St.		5	7	57	A	New Orleans		6	7	114	A	Baylor	6	5							
10	A	Texas Tech		6	8	35	H	Northwestern St.		2	1	57	A	New Orleans		3	4	114	H	Baylor	1	5							
10	H	Texas Tech		6	11	35	H	Northwestern St.		2	1	57	A	New Orleans		8	4	122	H	UTSA	5	8							
12	A	La.-Lafayette		2	6							96	H	Oklahoma		7	2	125	H	SFA	8	6							
12	A	La.-Lafayette		1	2							96	H	Oklahoma		4	3	125	H	SFA	4	8							
12	A	La.-Lafayette		3	13							96	H	Oklahoma		4	3	125	H	SFA	7	3							
18	A	Rice		3	5													130	A	Texas	3	12							
18	H	Rice		3	8													161	H	Central Ark.	9	7							
																		161	H	Central Ark.	6	3							
																		161	H	Central Ark.	2	0							
																		163	H	Texas St.	8	6							
																		178	A	Wichita St.	0	2							
																		178	A	Wichita St.	15	11							
																		178	A	Wichita St.	13	8							
																		219	A	Nicholls St.	3	1							
																		219	A	Nicholls St.	4	2							
																		219	A	Nicholls St.	12	8							
																		267	A	Incarnate Word	23	3							
																		267	A	Incarnate Word	8	2							
																		267	A	Incarnate Word	12	3							
																		295	H	Prairie View	16	5							
</																													

10	A	Texas Tech	3	20
125	H	SFA	4	8

S
a
m
H
o
u
s
t
o
n
S
t
.

S
a
m
H
o
u
s
t
o
n
S
t
.

Average RPI Win:	160	WON-LOST RECORD	WINNING PCT. RANK	LAST 15 GAMES	STRENGTH OF SCHEDULE	OPP. STRENGTH OF SCHEDULE	TEAM RPI	ADJ RPI	CONF. RPI	ADJ CONF. RPI	
Average RPI Loss:	82										
DIV. I ONLY	13-17-0	.43333	198	9-6-0	50	181	86	.53483	86	17	17
DIV. I NON-CONF.	6-13-0	.31579	248	2-2-0	25	79	115	.52168	115	13	13
<hr/>											
TOTALS	RPI 1-25	RPI 26-50		W-L RECORDS	RPI 51-100		RPI 101-150		RPI 150+		
13-17-0	0-0-0	0-1-0		OVERALL	4-12-0		4-4-0		5-0-0		
2-3-0	0-0-0	0-0-0		HOME	1-2-0		0-1-0		1-0-0		
11-14-0	0-0-0	0-1-0		AWAY	3-10-0		4-3-0		4-0-0		
0-0-0	0-0-0	0-0-0		NEUTRAL	0-0-0		0-0-0		0-0-0		
<hr/>											
6-13-0	0-0-0	0-1-0		NON-CONFERENCE	3-10-0		1-2-0		2-0-0		
1-1-0	0-0-0	0-0-0		HOME	0-0-0		0-1-0		1-0-0		
5-12-0	0-0-0	0-0-		AWAY	3-10-0		1-1-0		1-0-0		
0-0-0	0-0-0	0-0-0		NEUTRAL	0-0-0		0-0-0		0-0-0		
<hr/>											
7-4-0	0-0-0	0-0-0		CONFERENCE	1-2-0		3-2-0		3-0-0		
1-2-0	0-0-0	0-0-0		HOME	1-2-0		0-0-0		0-0-0		
6-2-0	0-0-0	0-0-0		AWAY	0-0-0		3-2-0		3-0-0		
0-0-0	0-0-0	0-0-0		NEUTRAL	0-0-0		0-0-0		0-0-0		
<hr/>											
RPI S	Opponent	Score	RPI S	Opponent	Score	RPI S	Opponent	Score	RPI S	Opponent	Score
			33 A	Notre Dame	1 3	57 A	New Orleans	3 5	118 A	La.-Monroe	9 18
						57 A	New Orleans	8 9	118 A	La.-Monroe	9 6
						57 A	New Orleans	0 9	132 A	Oakland	11 0
						58 A	Dallas Baptist	6 1	132 A	Oakland	10 4
						58 A	Dallas Baptist	4 10	132 A	Oakland	3 5
						58 A	Dallas Baptist	1 2	138 H	Ball St.	2 3
						58 A	Dallas Baptist	2 9	142 A	Milwaukee	7 3
						70 A	Jacksonville St.	14 4	142 A	Milwaukee	5 6
						70 A	Jacksonville St.	10 11	246 A	Northern Ky.	6 4
						70 A	Jacksonville St.	3 9	246 A	Northern Ky.	5 4
						83 H	Wright St.	3 2	246 A	Northern Ky.	16 1
						83 H	Wright St.	3 7	251 H	Illinois St.	8 6
						83 H	Wright St.	6 9	266 A	Western Mich.	8 4
						88 A	Louisiana Tech	8 3			
						88 A	Louisiana Tech	2 7			
						88 A	Louisiana Tech	5 7			
<hr/>											
LAST 15 GAMES											
	132 A	Oakland	3	5		142 A	Milwaukee	7	3		
	132 A	Oakland	11	0		138 H	Ball St.	2	3		
	132 A	Oakland	10	4		83 H	Wright St.	3	7		
	266 A	Western Mich.	8	4							
	33 A	Notre Dame	1	3							

Non-Div. I Games:

Valparaiso

251	H	Illinois St.	8	6
142	A	Milwaukee	5	6

V
a
l
p
a
r
a
i
s
o

V
a
l
p
a
r
a
i
s
o

Average RPI Win: 187		WON-LOST	WINNING	LAST 15	STRENGTH OF		OPP. STRENGTH	TEAM	ADJ	CONF.	ADJ CONF.
Average RPI Loss: 73		RECORD	PCT. RANK	GAMES	SCHEDULE		OF SCHEDULE	RPI	RPI	RPI	RPI
DIV. I ONLY		23-14-0	.62162	70	13-2-0		156	119	87	.53359	87
DIV. I NON-CONF.		15-10-0	.6	89	6-0-0		114	84	76	.54207	76
TOTALS		RPI 1-25	RPI 26-50		W-L RECORDS		RPI 51-100		RPI 101-150		RPI 150+
23-14-0		1-5-0	3-3-0		OVERALL		1-3-0		3-0-0		15-3-0
13-3-0		0-0-0	2-2-0		HOME		0-0-0		3-0-0		8-1-0
7-8-0		1-5-0	1-0-0		AWAY		1-2-0		0-0-0		4-1-0
3-3-0		0-0-0	0-1-0		NEUTRAL		0-1-0		0-0-0		3-1-0
15-10-0		1-5-0	2-1-0		NON-CONFERENCE		0-1-0		3-0-0		9-3-0
9-1-0		0-0-0	1-0-0		HOME		0-0-0		3-0-0		5-1-0
3-6-0		1-5-0	1-0-		AWAY		0-0-0		0-0-0		1-1-0
3-3-0		0-0-0	0-1-0		NEUTRAL		0-1-0		0-0-0		3-1-0
8-4-0		0-0-0	1-2-0		CONFERENCE		1-2-0		0-0-0		6-0-0
4-2-0		0-0-0	1-2-0		HOME		0-0-0		0-0-0		3-0-0
4-2-0		0-0-0	0-0-0		AWAY		1-2-0		0-0-0		3-0-0
0-0-0		0-0-0	0-0-0		NEUTRAL		0-0-0		0-0-0		0-0-0
RPI S	Opponent	Score	RPI S	Opponent	Score	RPI S	Opponent	Score	RPI S	Opponent	Score
4 A	South Carolina	1 7	38 N	Bryant	1 3	79 N	Princeton	2 6	111 H	West Virginia	5 4
4 A	South Carolina	5 16	43 H	Pittsburgh	7 0	95 A	Illinois	1 6	137 H	Rhode Island	5 3
4 A	South Carolina	2 4	46 A	Duke	2 1	95 A	Illinois	5 3	146 H	Binghamton	5 2
25 A	UNCW	1 5	49 H	Michigan St.	7 6	95 A	Illinois	0 5	162 N	Monmouth	1 3
25 A	UNCW	2 11	49 H	Michigan St.	0 7				191 H	Niagara	3 4
25 A	UNCW	5 4	49 H	Michigan St.	2 5				191 H	Niagara	4 1
									191 H	Niagara	16 4
									195 A	Richmond	5 6
									239 H	Youngstown St.	6 1
									240 A	Lafayette	20 12
									249 H	Bucknell	8 1
									249 H	Bucknell	9 5
									252 A	Northwestern	11 3
									252 A	Northwestern	8 2
									252 A	Northwestern	4 2
									253 N	Army West Point	11 0
									253 N	Army West Point	5 4
									255 H	Purdue	7 6
									255 H	Purdue	7 2
									255 H	Purdue	3 1
									264 N	NYIT	15 2
			LAST 15 GAMES								
			249 H	Bucknell	9 5	49 H	Michigan St.	0 7			
			252 A	Northwestern	11 3	240 A	Lafayette	20 12			
			252 A	Northwestern	8 2	43 H	Pittsburgh	7 0			
			252 A	Northwestern	4 2						
			249 H	Bucknell	8 1						

Non-Div. I Games:

Penn St.

49 H Michigan St.	7	6
49 H Michigan St.	2	5

P
e
n
n
s
t
.

P
e
n
n
s
t
.

Average RPI Win:	148	WON-LOST RECORD	WINNING PCT. RANK	LAST 15 GAMES		STRENGTH OF SCHEDULE	OPP. STRENGTH OF SCHEDULE	TEAM RPI	ADJ RPI	CONF. RPI	ADJ CONF. RPI
DIV. I ONLY		20-12-0	.625 69	8-6-0		185	45	88	.53107 88	4	4
DIV. I NON-CONF.		12-5-0	.70588 43	2-1-0		174	81	66	.54828 66	4	4
TOTALS	RPI 1-25	RPI 26-50		W-L RECORDS		RPI 51-100		RPI 101-150		RPI 150+	
20-12-0	1-1-0	0-0-0		OVERALL		4-4-0		7-5-0		8-2-0	
11-4-0	1-0-0	0-0-0		HOME		2-1-0		2-1-0		6-2-0	
7-8-0	0-1-0	0-0-0		AWAY		2-3-0		5-4-0		0-0-0	
2-0-0	0-0-0	0-0-0		NEUTRAL		0-0-0		0-0-0		2-0-0	
12-5-0	1-1-0	0-0-0		NON-CONFERENCE		2-3-0		5-1-0		4-0-0	
7-2-0	1-0-0	0-0-0		HOME		2-1-0		2-1-0		2-0-0	
3-3-0	0-1-0	0-0-		AWAY		0-2-0		3-0-0		0-0-0	
2-0-0	0-0-0	0-0-0		NEUTRAL		0-0-0		0-0-0		2-0-0	
8-7-0	0-0-0	0-0-0		CONFERENCE		2-1-0		2-4-0		4-2-0	
4-2-0	0-0-0	0-0-0		HOME		0-0-0		0-0-0		4-2-0	
4-5-0	0-0-0	0-0-0		AWAY		2-1-0		2-4-0		0-0-0	
0-0-0	0-0-0	0-0-0		NEUTRAL		0-0-0		0-0-0		0-0-0	
RPI S	Opponent	Score		RPI S	Opponent	Score		RPI S	Opponent	Score	
12 H	La.-Lafayette	6	2			57 A	New Orleans 6 9	101 A	Marshall	10	6
14 A	LSU	3	6			59 A	McNeese St. 1 3	101 A	Marshall	4	10
						76 A	Western Ky. 3 1	101 A	Marshall	4	7
						76 A	Western Ky. 12 9	110 A	Arkansas	3	2
						76 A	Western Ky. 3 6	118 A	La.-Monroe	7	1
						86 H	Valparaiso 7 2	121 A	Little Rock	7	4
						86 H	Valparaiso 3 8	126 H	UT Arlington	4	5
						86 H	Valparaiso 7 5	126 H	UT Arlington	8	3
								126 H	UT Arlington	12	8
								127 A	UAB	0	7
								127 A	UAB	8	10
								127 A	UAB	5	4
								168 H	FIU	6	1
								168 H	FIU	5	0
								168 H	FIU	0	1
								175 H	Charlotte	3	2
								175 H	Charlotte	4	7
								175 H	Charlotte	5	2
								238 H	Grambling	10	2
								288 H	Alcorn	15	4
								295 N	Prairie View	7	0
								296 N	Southern U.	15	0
				LAST 15 GAMES							
				168 H	FIU	5	0	121 A	Little Rock	7	4
				168 H	FIU	6	1	101 A	Marshall	4	10
				168 H	FIU	0	1	101 A	Marshall	10	6
				59 A	McNeese St.	1	3				
				76 A	Western Ky.	3	1				

Non-Div. I Games:

Louisiana Tech

76 A Western Ky.	12	9
76 A Western Ky.	3	6

L
o
u
i
s
i
a
n
a
T
e
c
h

L
o
u
i
s
i
a
n
a
T
e
c
h

Average RPI Win: 170		WON-LOST	WINNING	LAST 15	STRENGTH OF		OPP. STRENGTH	TEAM	ADJ	CONF.	ADJ CONF.
Average RPI Loss: 106		RECORD	PCT. RANK	GAMES	SCHEDULE		OF SCHEDULE	RPI	RPI	RPI	RPI
DIV. I ONLY		19-16-0	.54286	121	10-5-0		92	126	89	.52984	89
DIV. I NON-CONF.		9-14-0	.3913	210	0-3-0		88	67	157	.49708	157
TOTALS		RPI 1-25	RPI 26-50		W-L RECORDS		RPI 51-100		RPI 101-150		RPI 150+
19-16-0		0-4-0	0-3-0		OVERALL		2-1-0		8-2-0		9-6-0
9-6-0		0-1-0	0-0-0		HOME		2-1-0		2-2-0		5-2-0
10-8-0		0-3-0	0-3-0		AWAY		0-0-0		6-0-0		4-2-0
0-2-0		0-0-0	0-0-0		NEUTRAL		0-0-0		0-0-0		0-2-0
9-14-0		0-4-0	0-3-0		NON-CONFERENCE		0-0-0		5-2-0		4-5-0
5-4-0		0-1-0	0-0-0		HOME		0-0-0		2-2-0		3-1-0
4-8-0		0-3-0	0-0-		AWAY		0-0-0		3-0-0		1-2-0
0-2-0		0-0-0	0-0-0		NEUTRAL		0-0-0		0-0-0		0-2-0
10-2-0		0-0-0	0-0-0		CONFERENCE		2-1-0		3-0-0		5-1-0
4-2-0		0-0-0	0-0-0		HOME		2-1-0		0-0-0		2-1-0
6-0-0		0-0-0	0-0-0		AWAY		0-0-0		3-0-0		3-0-0
0-0-0		0-0-0	0-0-0		NEUTRAL		0-0-0		0-0-0		0-0-0
RPI S	Opponent	Score	RPI S	Opponent	Score	RPI S	Opponent	Score	RPI S	Opponent	Score
11 A	Clemson	6 7	30 A	Georgia Tech	4 5	94 H	Samford	10 5	118 H	La.-Monroe	6 11
11 H	Clemson	8 10	30 A	Georgia Tech	3 4	94 H	Samford	6 5	118 H	La.-Monroe	15 7
16 A	North Carolina	2 10	30 A	Georgia Tech	3 14	94 H	Samford	7 13	118 H	La.-Monroe	10 16
25 A	UNCW	2 15							135 A	Wofford	14 4
									135 A	Wofford	9 1
									135 A	Wofford	12 3
									140 H	Gardner-Webb	16 14
									148 A	Kansas St.	6 2
									148 A	Kansas St.	7 5
									148 A	Kansas St.	10 2
									151 A	Indiana	1 9
									151 A	Indiana	2 3
									151 A	Indiana	4 1
									157 N	St. John's (NY)	3 14
									177 H	Presbyterian	10 9
									191 H	Niagara	17 4
									191 H	Niagara	10 2
									195 N	Richmond	1 3
									224 A	VMI	14 11
									224 A	VMI	7 1
									224 A	VMI	21 7
									281 H	ETSU	15 9
									281 H	ETSU	8 14
									281 H	ETSU	12 11
									283 H	UNC Asheville	0 8
			LAST 15 GAMES								
			283 H	UNC Asheville	0 8	224 A	VMI	7 1			
			94 H	Samford	6 5	135 A	Wofford	12 3			
			94 H	Samford	7 13	135 A	Wofford	14 4			
			94 H	Samford	10 5						
			11 A	Clemson	6 7						

Non-Div. I Games:

Western Caro.

224 A VMI	14	11
224 A VMI	21	7

W
e
s
t
e
r
n
C
a
r
o
.

W
e
s
t
e
r
n
C
a
r
o
.

FGCU

FGCU

171 H Stetson	3	5
171 H Stetson	4	2

F
G
C
U

F
G
C
U

S
a
n
D
i
e
g
o

San Diego

149	H	UNLV	13	7
34	A	BYU	13	7

S
a
n
D
i
e
g
o

S
a
n
D
i
e
g
o

Average RPI Win:		174	WON-LOST RECORD		WINNING PCT. RANK	LAST 15 GAMES	STRENGTH OF SCHEDULE		OPP. STRENGTH OF SCHEDULE	TEAM RPI	ADJ RPI	CONF. RPI	ADJ CONF. RPI				
Average RPI Loss:		124															
DIV. I ONLY			23-13-0		.63889	57	10-5-0		178	144	92	.52763	92	12	12		
DIV. I NON-CONF.			19-11-0		.63333	69	6-3-0		169	146	95	.53137	95	14	14		
TOTALS		RPI 1-25		RPI 26-50		W-L RECORDS		RPI 51-100		RPI 101-150		RPI 150+					
23-13-0		1-1-0		1-2-0		OVERALL		4-3-0		4-2-0		13-5-0					
8-5-0		0-0-0		0-0-0		HOME		1-2-0		0-0-0		7-3-0					
8-6-0		1-1-0		1-2-0		AWAY		0-0-0		3-2-0		3-1-0					
7-2-0		0-0-0		0-0-0		NEUTRAL		3-1-0		1-0-0		3-1-0					
19-11-0		1-1-0		1-2-0		NON-CONFERENCE		4-3-0		2-1-0		11-4-0					
6-4-0		0-0-0		0-0-0		HOME		1-2-0		0-0-0		5-2-0					
6-5-0		1-1-0		1-0-		AWAY		0-0-0		1-1-0		3-1-0					
7-2-0		0-0-0		0-0-0		NEUTRAL		3-1-0		1-0-0		3-1-0					
4-2-0		0-0-0		0-0-0		CONFERENCE		0-0-0		2-1-0		2-1-0					
2-1-0		0-0-0		0-0-0		HOME		0-0-0		0-0-0		2-1-0					
2-1-0		0-0-0		0-0-0		AWAY		0-0-0		2-1-0		0-0-0					
0-0-0		0-0-0		0-0-0		NEUTRAL		0-0-0		0-0-0		0-0-0					
RPI	S	Opponent		Score		RPI	S	Opponent		Score		RPI	S	Opponent		Score	
8	A	North Carolina St.		11	7	28	A	Oklahoma St.		0	1	68	N	Oral Roberts		9	5
8	A	North Carolina St.		3	8	28	A	Oklahoma St.		2	0	68	N	Oral Roberts		3	2
						28	A	Oklahoma St.		2	9	77	H	Nebraska		4	11
												77	H	Nebraska		4	10
												78	N	Boston College		3	5
												93	N	Iowa		11	3
												95	H	Illinois		5	4
												121	A	Little Rock		7	2
												121	A	Little Rock		5	6
												127	A	Southern Ill.		5	1
												127	A	Southern Ill.		3	0
												127	A	Southern Ill.		6	7
												137	N	Rhode Island		8	2
												151	A	Indiana		3	5
												151	A	Indiana		5	1
												151	H	Indiana		5	7
												180	N	Davidson		7	1
												184	A	Campbell		4	1
												229	N	Dartmouth		3	0
												251	H	Illinois St.		1	5
												251	H	Illinois St.		3	2
												251	H	Illinois St.		6	5
												254	H	Siena		12	3
												254	H	Siena		10	3
												254	H	Siena		2	3
												255	H	Purdue		4	1
												262	N	Villanova		5	6
												280	A	Butler		6	1
												280	H	Butler		7	2
												280	H	Butler		13	9
												291	N	Chicago St.		14	5
				LAST 15 GAMES													
				251	H	Illinois St.	3	2	280	A	Butler	6	1				
				251	H	Illinois St.	6	5	280	H	Butler	7	2				
				251	H	Illinois St.	1	5	280	H	Butler	13	9				
				127	A	Southern Ill.	5	1									
				127	A	Southern Ill.	3	0									

Non-Div. I Games:

Indiana St.

127	A	Southern Ill.	6	7
255	H	Purdue	4	1

I
n
d
i
a
n
a
S
t
.

I
n
d
i
a
n
a
S
t
.

Average RPI Win: 145		WON-LOST RECORD	WINNING PCT. RANK	LAST 15 GAMES	STRENGTH OF SCHEDULE	OPP. STRENGTH OF SCHEDULE	TEAM RPI	ADJ RPI		CONF. RPI	ADJ CONF. RPI
Average RPI Loss: 91											
DIV. I ONLY		15-17-0	.46875 175	9-6-0	38	166	93	.52751	93	6	6
DIV. I NON-CONF.		9-11-0	.45 177	4-0-0	51	248	125	.51477	124	6	6
<hr/>											
TOTALS		RPI 1-25	RPI 26-50		W-L RECORDS		RPI 51-100		RPI 101-150		RPI 150+
15-17-0		1-2-0	2-1-0		OVERALL		2-8-0		3-3-0		7-3-0
9-2-0		0-0-0	2-1-0		HOME		2-1-0		2-0-0		3-0-0
3-12-0		1-2-0	0-0-0		AWAY		0-6-0		1-2-0		1-2-0
3-3-0		0-0-0	0-0-0		NEUTRAL		0-1-0		0-1-0		3-1-0
9-11-0		0-0-0	0-0-0		NON-CONFERENCE		0-7-0		3-3-0		6-1-0
5-0-0		0-0-0	0-0-0		HOME		0-0-0		2-0-0		3-0-0
1-8-0		0-0-0	0-0-		AWAY		0-6-0		1-2-0		0-0-0
3-3-0		0-0-0	0-0-0		NEUTRAL		0-1-0		0-1-0		3-1-0
6-6-0		1-2-0	2-1-0		CONFERENCE		2-1-0		0-0-0		1-2-0
4-2-0		0-0-0	2-1-0		HOME		2-1-0		0-0-0		0-0-0
2-4-0		1-2-0	0-0-0		AWAY		0-0-0		0-0-0		1-2-0
0-0-0		0-0-0	0-0-0		NEUTRAL		0-0-0		0-0-0		0-0-0
RPI	S	Opponent	Score	RPI	S	Opponent	Score	RPI	S	Opponent	Score
19	A	Minnesota	1 4	32	H	Maryland	8 1	58	A	Dallas Baptist	1 5
19	A	Minnesota	3 6	32	H	Maryland	1 4	58	A	Dallas Baptist	3 7
19	A	Minnesota	6 3	32	H	Maryland	4 1	58	A	Dallas Baptist	1 4
								84	A	Missouri St.	1 4
								84	A	Missouri St.	6 8
								84	A	Missouri St.	4 5
								92	N	Indiana St.	3 11
								95	H	Illinois	4 10
								95	H	Illinois	4 3
								95	H	Illinois	4 3
						</					

Non-Div. I Games: Point U. 7 1 Northwestern (IA) 28 0

Iowa

95 H Illinois	4	3
95 H Illinois	4	10

I
o
w
a

I
o
w
a

Average RPI Win:		145	WON-LOST RECORD		WINNING PCT. RANK		LAST 15 GAMES		STRENGTH OF SCHEDULE		OPP. STRENGTH OF SCHEDULE		TEAM RPI		ADJ RPI		CONF. RPI		ADJ CONF. RPI				
DIV. I ONLY			21-17-0		.55263 112		9-6-0		78		130		94		.52711 94		14		14				
DIV. I NON-CONF.			15-11-0		.57692 106		3-2-0		67		178		99		.52966 99		16		16				
TOTALS		RPI 1-25		RPI 26-50		W-L RECORDS		RPI 51-100		RPI 101-150		RPI 150+											
21-17-0		1-2-0		1-3-0		OVERALL		7-6-0		4-3-0		8-3-0											
15-8-0		0-0-0		1-3-0		HOME		5-3-0		3-1-0		6-1-0											
6-9-0		1-2-0		0-0-0		AWAY		2-3-0		1-2-0		2-2-0											
0-0-0		0-0-0		0-0-0		NEUTRAL		0-0-0		0-0-0		0-0-0											
15-11-0		1-2-0		1-3-0		NON-CONFERENCE		4-3-0		2-2-0		7-1-0											
11-6-0		0-0-0		1-3-0		HOME		3-2-0		1-0-0		6-1-0											
4-5-0		1-2-0		0-0-		AWAY		1-1-0		1-2-0		1-0-0											
0-0-0		0-0-0		0-0-0		NEUTRAL		0-0-0		0-0-0		0-0-0											
6-6-0		0-0-0		0-0-0		CONFERENCE		3-3-0		2-1-0		1-2-0											
4-2-0		0-0-0		0-0-0		HOME		2-1-0		2-1-0		0-0-0											
2-4-0		0-0-0		0-0-0		AWAY		1-2-0		0-0-0		1-2-0											
0-0-0		0-0-0		0-0-0		NEUTRAL		0-0-0		0-0-0		0-0-0											
RPI	S	Opponent		Score		RPI	S	Opponent		Score		RPI	S	Opponent		Score							
21	A	Southern Miss.		2	8	34	H	BYU		1	7	70	A	Jacksonville St.		7	6	118	A	La.-Monroe		2	5
21	A	Southern Miss.		10	8	34	H	BYU		4	6	70	H	Jacksonville St.		10	7	118	A	La.-Monroe		4	6
21	A	Southern Miss.		3	6	34	H	BYU		3	4	71	A	Troy		3	5	118	A	La.-Monroe		10	2
						34	H	BYU		10	5	71	H	Troy		20	6	127	H	UAB		13	2
												82	H	Jacksonville		2	7	135	H	Wofford		11	3
												82	H	Jacksonville		2	9	135	H	Wofford		3	4
												82	H	Jacksonville		8	5	135	H	Wofford		6	0
												89	A	Western Caro.		13	7	155	A	Alabama St.		18	7
												89	A	Western Caro.		5	6	155	H	Alabama St.		13	3
												89	A	Western Caro.		5	10	172	A	Furman		2	4
												98	H	Mercer		3	1	172	A	Furman		5	3
												98	H	Mercer		3	5	172	A	Furman		5	8
												98	H	Mercer		11	5	280	H	Butler		12	2
																		280	H	Butler		16	1
																		280	H	Butler		14	1
																		280	H	Butler		4	3
																		297	H	Alabama A&M		5	7
																		297	H	Alabama A&M		18	6
						LAST 15 GAMES																	
						297	H	Alabama A&M		18	6	135	H	Wofford		11	3						
						297	H	Alabama A&M		5	7	135	H	Wofford		3	4						
						89	A	Western Caro.		5	6	71	A	Troy		3	5						
						89	A	Western Caro.		13	7												
						89	A	Western Caro.		5	10												

Non-Div. I Games:

Samford

155	H	Alabama St.	13	3
135	H	Wofford	6	0

S
a
m
f
o
r
d

S
a
m
f
o
r
d

Average RPI Win: 187		WON-LOST	WINNING	LAST 15	STRENGTH OF		OPP. STRENGTH	TEAM	ADJ		CONF.	ADJ CONF.			
Average RPI Loss: 82		RECORD	PCT. RANK	GAMES	SCHEDULE		OF SCHEDULE	RPI	RPI		RPI	RPI			
DIV. I ONLY		18-16-0	.52941	126	9-6-0		140	114	95		6	6			
DIV. I NON-CONF.		14-11-0	.56	113	6-1-0		197	118	114		6	6			
TOTALS		RPI 1-25	RPI 26-50		W-L RECORDS		RPI 51-100		RPI 101-150		RPI 150+				
18-16-0		0-2-0	0-2-0		OVERALL		7-9-0		0-2-0		11-1-0				
7-1-0		0-0-0	0-0-0		HOME		2-1-0		0-0-0		5-0-0				
7-12-0		0-2-0	0-0-0		AWAY		5-8-0		0-2-0		2-0-0				
4-3-0		0-0-0	0-2-0		NEUTRAL		0-0-0		0-0-0		4-1-0				
14-11-0		0-2-0	0-2-0		NON-CONFERENCE		3-4-0		0-2-0		11-1-0				
5-0-0		0-0-0	0-0-0		HOME		0-0-0		0-0-0		5-0-0				
5-8-0		0-2-0	0-0-		AWAY		3-4-0		0-2-0		2-0-0				
4-3-0		0-0-0	0-2-0		NEUTRAL		0-0-0		0-0-0		4-1-0				
4-5-0		0-0-0	0-0-0		CONFERENCE		4-5-0		0-0-0		0-0-0				
2-1-0		0-0-0	0-0-0		HOME		2-1-0		0-0-0		0-0-0				
2-4-0		0-0-0	0-0-0		AWAY		2-4-0		0-0-0		0-0-0				
0-0-0		0-0-0	0-0-0		NEUTRAL		0-0-0		0-0-0		0-0-0				
RPI S	Opponent	Score		RPI S	Opponent	Score		RPI S	Opponent	Score		RPI S	Opponent	Score	
15 A	Coastal Caro.	4	12	39 N	UNCG	4	5	51 A	Tulane	5	6	127 A	Southern Ill.	0	1
15 A	Coastal Caro.	4	10	39 N	UNCG	9	20	51 A	Tulane	0	3	127 A	Southern Ill.	2	3
								51 A	Tulane	5	2	171 A	Stetson	4	1
								77 A	Nebraska	7	9	233 N	Northern Ill.	5	3
								77 A	Nebraska	8	9	233 N	Northern Ill.	3	9
								77 A	Nebraska	6	4	251 A	Illinois St.	8	3
								87 H	Penn St.	5	0	251 H	Illinois St.	7	1
								87 H	Penn St.	6	1	262 N	Villanova	4	2
								87 H	Penn St.	3	5	265 N	Central Mich.	9	4
								90 A	FGCU	2	3	269 H	Eastern Ill.	9	7
								90 A	FGCU	4	2	269 N	Eastern Ill.	5	4
								90 A	FGCU	4	2	275 H	Saint Louis	6	4
								92 A	Indiana St.	4	5	275 H	Saint Louis	3	1
								93 A	Iowa	3	4	275 H	Saint Louis	6	2
								93 A	Iowa	10	4				
								93 A	Iowa	3	4				
				LAST 15 GAMES											
				269 N	Eastern Ill.	5	4	93 A	Iowa	3	4				
				275 H	Saint Louis	6	2	269 H	Eastern Ill.	9	7				
				275 H	Saint Louis	3	1	77 A	Nebraska	7	9				
				275 H	Saint Louis	6	4								
				251 H	Illinois St.	7	1								

Non-Div. I Games:

Illinois

93 A Iowa	3	4
93 A Iowa	10	4

I
l
l
i
n
o
i
s

I
l
l
i
n
o
i
s

Average RPI Win: 158		WON-LOST	WINNING	LAST 15	STRENGTH OF		OPP. STRENGTH	TEAM	ADJ		CONF.	ADJ CONF.
Average RPI Loss: 71		RECORD	PCT. RANK	GAMES	SCHEDULE		OF SCHEDULE	RPI	RPI		RPI	RPI
DIV. I ONLY		18-18-1	.5	147	7-8-0		91	27	96		.52641	96
DIV. I NON-CONF.		14-10-1	.58	102	3-0-0		179	38	108		.52621	108
TOTALS		RPI 1-25	RPI 26-50		W-L RECORDS		RPI 51-100		RPI 101-150		RPI 150+	
18-18-1		0-6-1	0-0-0		OVERALL		3-7-0		7-5-0		8-0-0	
11-6-0		0-0-0	0-0-0		HOME		2-2-0		6-4-0		3-0-0	
7-12-0		0-6-0	0-0-0		AWAY		1-5-0		1-1-0		5-0-0	
0-0-1		0-0-1	0-0-0		NEUTRAL		0-0-0		0-0-0		0-0-0	
14-10-1		0-0-1	0-0-0		NON-CONFERENCE		3-7-0		3-3-0		8-0-0	
7-4-0		0-0-0	0-0-0		HOME		2-2-0		2-2-0		3-0-0	
7-6-0		0-0-0	0-0-		AWAY		1-5-0		1-1-0		5-0-0	
0-0-1		0-0-1	0-0-0		NEUTRAL		0-0-0		0-0-0		0-0-0	
4-8-0		0-6-0	0-0-0		CONFERENCE		0-0-0		4-2-0		0-0-0	
4-2-0		0-0-0	0-0-0		HOME		0-0-0		4-2-0		0-0-0	
0-6-0		0-6-0	0-0-0		AWAY		0-0-0		0-0-0		0-0-0	
0-0-0		0-0-0	0-0-0		NEUTRAL		0-0-0		0-0-0		0-0-0	
RPI S	Opponent	Score	RPI S	Opponent	Score	RPI S	Opponent	Score	RPI S	Opponent	Score	
10 A	Texas Tech	7 13				58 H	Dallas Baptist	12 2	103 A	Southern California	4 5	
10 A	Texas Tech	1 6				64 H	Long Beach St.	3 7	114 H	Baylor	7 6	
10 A	Texas Tech	0 5				64 H	Long Beach St.	6 3	114 H	Baylor	1 6	
17 N	Mississippi St.	5 5				64 H	Long Beach St.	3 6	114 H	Baylor	4 3	
22 A	TCU	0 2				65 A	Fresno St.	3 2	121 A	Little Rock	5 2	
22 A	TCU	2 12				68 A	Oral Roberts	0 5	130 H	Texas	6 1	
22 A	TCU	3 11				75 A	UCLA	2 4	130 H	Texas	3 5	
						85 A	Sam Houston St.	3 4	130 H	Texas	4 3	
						85 A	Sam Houston St.	3 4	150 H	Northeastern	13 4	
						85 A	Sam Houston St.	2 7	150 H	Northeastern	10 4	
									150 H	Northeastern	2 3	
									150 H	Northeastern	3 5	
									161 H	Central Ark.	3 0	
									178 A	Wichita St.	15 7	
									178 H	Wichita St.	4 2	
									183 H	Abilene Christian	7 1	
									263 A	CSU Bakersfield	10 7	
									263 A	CSU Bakersfield	6 3	
									263 A	CSU Bakersfield	6 4	
									263 A	CSU Bakersfield	13 0	
LAST 15 GAMES												
22 A	TCU	0 2	58 H	Dallas Baptist	12 2							
22 A	TCU	2 12	130 H	Texas	4 3							
22 A	TCU	3 11	130 H	Texas	3 5							
178 A	Wichita St.	15 7										
114 H	Baylor	7 6										

Non-Div. I Games:

Oklahoma

114 H Baylor	1	6
114 H Baylor	4	3

O
k
l
a
h
o
m
a

O
k
l
a
h
o
m
a

M
o
r
e
h
e
a
d
s
t
.

Morehead St.

Morehead St.

102	A	Ohio St.	0	1
173	A	Xavier	3	2

Through Games Of April 19, 2016

RPI	S	Opponent	Score	
275	N	Saint Louis	4	1
277	H	UT Martin	10	4
277	H	UT Martin	4	6
277	H	UT Martin	26	7

Morehead St.

M
o
r
e
h
e
a
d
s
t
.

M
o
r
e
h
e
a
d
s
t
.

Average RPI Win: 171		WON-LOST RECORD	WINNING PCT. RANK	LAST 15 GAMES	STRENGTH OF SCHEDULE	OPP. STRENGTH OF SCHEDULE	TEAM RPI	ADJ RPI	CONF. RPI	ADJ CONF. RPI					
Average RPI Loss: 107															
DIV. I ONLY		23-15-0	.60526	79	8-7-0	136	104	98	.52626	98	14	14			
DIV. I NON-CONF.		15-11-0	.57692	106	2-3-0	147	45	118	.51863	118	16	16			
<hr/>															
TOTALS		RPI 1-25		RPI 26-50		W-L RECORDS		RPI 51-100		RPI 101-150		RPI 150+			
23-15-0		0-0-0		2-5-0		OVERALL		3-3-0		3-4-0		15-3-0			
15-8-0		0-0-0		0-2-0		HOME		2-1-0		3-3-0		10-2-0			
8-7-0		0-0-0		2-3-0		AWAY		1-2-0		0-1-0		5-1-0			
0-0-0		0-0-0		0-0-0		NEUTRAL		0-0-0		0-0-0		0-0-0			
15-11-0		0-0-0		2-5-0		NON-CONFERENCE		2-1-0		1-3-0		10-2-0			
11-6-0		0-0-0		0-2-0		HOME		2-1-0		1-2-0		8-1-0			
4-5-0		0-0-0		2-0-		AWAY		0-0-0		0-1-0		2-1-0			
0-0-0		0-0-0		0-0-0		NEUTRAL		0-0-0		0-0-0		0-0-0			
8-4-0		0-0-0		0-0-0		CONFERENCE		1-2-0		2-1-0		5-1-0			
4-2-0		0-0-0		0-0-0		HOME		0-0-0		2-1-0		2-1-0			
4-2-0		0-0-0		0-0-0		AWAY		1-2-0		0-0-0		3-0-0			
0-0-0		0-0-0		0-0-0		NEUTRAL		0-0-0		0-0-0		0-0-0			
RPI	S	Opponent	Score	RPI	S	Opponent	Score	RPI	S	Opponent	Score	RPI	S	Opponent	Score
				30	A	Georgia Tech	9 8	67	H	Austin Peay	7 10	120	A	Ga. Southern	5 8
				30	H	Georgia Tech	5 6	67	H	Austin Peay	13 12	120	H	Ga. Southern	10 11
				31	A	Col. of Charleston	4 5	67	H	Austin Peay	14 4	135	H	Wofford	14 3
				31	A	Col. of Charleston	2 6	94	A	Samford	5 11	135	H	Wofford	12 7
				31	A	Col. of Charleston	13 17	94	A	Samford	5 3	135	H	Wofford	5 7
				37	A	Georgia	3 1	94	A	Samford	1 3	143	H	Florida A&M	11 3
				37	H	Georgia	6 7					143	H	Florida A&M	7 14
												173	H	Xavier	5 3
												173	H	Xavier	3 1
												173	H	Xavier	18 14
												182	A	Kennesaw St.	9 6
												182	A	Kennesaw St.	10 7
												182	H	Kennesaw St.	11 5
												192	H	Radford	9 2
												192	H	Radford	10 7
												192	H	Radford	8 7
												221	A	Georgia St.	3 4
												221	H	Georgia St.	6 10
												224	H	VMI	10 6
												224	H	VMI	7 2
												224	H	VMI	3 4
												281	A	ETSU	12 9
												281	A	ETSU	7 5
												281	A	ETSU	9 8
												289	H	Savannah St.	16 6
LAST 15 GAMES															
				30	A	Georgia Tech	9 8	281	A	ETSU	7 5				
				224	H	VMI	7 2	30	H	Georgia Tech	5 6				
				224	H	VMI	3 4	94	A	Samford	1 3				
				224	H	VMI	10 6								
				120	A	Ga. Southern	5 8								

Non-Div. I Games:

Mercer

281 A ETSU	9	8
281 A ETSU	12	9

M
e
r
c
e
r

M
e
r
c
e
r

Average RPI Win: 145		WON-LOST RECORD	WINNING PCT. RANK	LAST 15 GAMES	STRENGTH OF SCHEDULE	OPP. STRENGTH OF SCHEDULE	TEAM RPI	ADJ RPI	CONF. RPI	ADJ CONF. RPI	
Average RPI Loss: 135											
DIV. I ONLY		22-13-0	.62857 63	9-6-0	175	55	99	.526 99	10	10	
DIV. I NON-CONF.		18-11-0	.62069 75	5-4-0	230	40	132	.51222 132	12	12	
TOTALS		RPI 1-25	RPI 26-50		W-L RECORDS		RPI 51-100		RPI 101-150		RPI 150+
22-13-0	0-1-0		3-1-0		OVERALL		2-2-0		6-2-0		11-7-0
15-6-0	0-1-0		3-1-0		HOME		2-2-0		4-0-0		6-2-0
7-7-0	0-0-0		0-0-0		AWAY		0-0-0		2-2-0		5-5-0
0-0-0	0-0-0		0-0-0		NEUTRAL		0-0-0		0-0-0		0-0-0
18-11-0	0-1-0		1-0-0		NON-CONFERENCE		2-2-0		6-2-0		9-6-0
13-5-0	0-1-0		1-0-0		HOME		2-2-0		4-0-0		6-2-0
5-6-0	0-0-0		0-0-		AWAY		0-0-0		2-2-0		3-4-0
0-0-0	0-0-0		0-0-0		NEUTRAL		0-0-0		0-0-0		0-0-0
4-2-0	0-0-0		2-1-0		CONFERENCE		0-0-0		0-0-0		2-1-0
2-1-0	0-0-0		2-1-0		HOME		0-0-0		0-0-0		0-0-0
2-1-0	0-0-0		0-0-0		AWAY		0-0-0		0-0-0		2-1-0
0-0-0	0-0-0		0-0-0		NEUTRAL		0-0-0		0-0-0		0-0-0
RPI S	Opponent	Score	RPI S	Opponent	Score	RPI S	Opponent	Score	RPI S	Opponent	Score
24 H	California	1 7	27 H	Michigan	5 1	65 H	Fresno St.	7 1	115 A	Pepperdine	4 12
			48 H	Cal St. Fullerton	1 0	75 H	UCLA	6 2	115 H	Pepperdine	6 5
			48 H	Cal St. Fullerton	6 3	75 H	UCLA	6 7	144 H	San Francisco	2 1
			48 H	Cal St. Fullerton	1 2	75 H	UCLA	0 19	144 H	San Francisco	7 6
									144 H	San Francisco	10 5
									147 A	Sacramento St.	2 3
									147 A	Sacramento St.	4 0
									147 A	Sacramento St.	6 4
									154 A	Santa Clara	1 10
									170 A	Grand Canyon	2 3
									170 A	Grand Canyon	7 0
									170 A	Grand Canyon	3 16
									176 H	Pacific	19 2
									176 H	Pacific	6 3
									176 H	Pacific	6 2
									176 H	Pacific	7 6
									178 A	Wichita St.	7 2
									178 A	Wichita St.	0 6
									178 A	Wichita St.	7 6
									197 A	Hawaii	3 6
									197 A	Hawaii	5 2
									197 A	Hawaii	5 4
									202 H	San Jose St.	7 9
									202 H	San Jose St.	7 4
									202 H	San Jose St.	5 8
									263 H	CSU Bakersfield	8 4
			LAST 15 GAMES								
			65 H	Fresno St.	7 1	48 H	Cal St. Fullerton	1 2			
			197 A	Hawaii	5 2	154 A	Santa Clara	1 10			
			197 A	Hawaii	5 4	202 H	San Jose St.	7 9			
			197 A	Hawaii	3 6						
			24 H	California	1 7						

Non-Div. I Games:

Cal Poly

48 H Cal St. Fullerton	6	3
48 H Cal St. Fullerton	1	0

C
a
l
P
o
l
y

C
a
l
P
o
l
y

UCF

Average RPI Win: 202		WON-LOST	WINNING	LAST 15	STRENGTH OF		OPP. STRENGTH	TEAM	ADJ	CONF.	ADJ CONF.
Average RPI Loss: 76		RECORD	PCT. RANK	GAMES	SCHEDULE		OF SCHEDULE	RPI	RPI	RPI	RPI
DIV. I ONLY		20-19-0	.51282	145	7-8-0		69	107	100	.52548	100
DIV. I NON-CONF.		15-15-0	.5	147	2-4-0		37	105	109	.52618	109
TOTALS		RPI 1-25	RPI 26-50		W-L RECORDS		RPI 51-100		RPI 101-150		RPI 150+
20-19-0	1-9-0	0-1-0		OVERALL		2-4-0		0-0-0		17-5-0	
15-5-0	0-3-0	0-0-0		HOME		1-0-0		0-0-0		14-2-0	
5-12-0	1-6-0	0-0-0		AWAY		1-4-0		0-0-0		3-2-0	
0-2-0	0-0-0	0-1-0		NEUTRAL		0-0-0		0-0-0		0-1-0	
15-15-0	1-9-0	0-1-0		NON-CONFERENCE		1-2-0		0-0-0		13-3-0	
13-4-0	0-3-0	0-0-0		HOME		1-0-0		0-0-0		12-1-0	
2-9-0	1-6-0	0-0-0		AWAY		0-2-0		0-0-0		1-1-0	
0-2-0	0-0-0	0-1-0		NEUTRAL		0-0-0		0-0-0		0-1-0	
5-4-0	0-0-0	0-0-0		CONFERENCE		1-2-0		0-0-0		4-2-0	
2-1-0	0-0-0	0-0-0		HOME		0-0-0		0-0-0		2-1-0	
3-3-0	0-0-0	0-0-0		AWAY		1-2-0		0-0-0		2-1-0	
0-0-0	0-0-0	0-0-0		NEUTRAL		0-0-0		0-0-0		0-0-0	
RPI S	Opponent	Score		RPI S	Opponent	Score		RPI S	Opponent	Score	
1 A	Florida	0	4	49 N	Michigan St.	2	6	66 A	Houston	2	1
1 H	Florida	5	9					66 A	Houston	0	1
3 A	Miami (FL)	4	8					66 A	Houston	3	4
3 H	Miami (FL)	2	5					72 A	North Florida	3	4
9 A	Florida St.	4	5					72 H	North Florida	5	4
9 A	Florida St.	2	7					82 A	Jacksonville	3	8
18 A	Rice	2	0								
18 A	Rice	3	4								
18 A	Rice	10	13								
23 H	Fla. Atlantic	0	5								
				LAST 15 GAMES							
				72 A	North Florida	3	4	66 A	Houston	2	1
				181 H	South Fla.	6	5	23 H	Fla. Atlantic	0	5
				181 H	South Fla.	4	0	210 A	Memphis	7	1
				181 H	South Fla.	4	6				
				3 A	Miami (FL)	4	8				

Non-Div. I Games:

UCF

66 A Houston	0	1
66 A Houston	3	4

Average RPI Win: 175		WON-LOST	WINNING	LAST 15	STRENGTH OF		OPP. STRENGTH	TEAM	ADJ	CONF.	ADJ CONF.
Average RPI Loss: 99		RECORD	PCT. RANK	GAMES	SCHEDULE		OF SCHEDULE	RPI	RPI	RPI	RPI
DIV. I ONLY		19-15-0	.55882	108	8-7-0		67	177	101	.52498	101
DIV. I NON-CONF.		11-8-0	.57895	103	1-2-0		153	262	146	.50145	146
TOTALS		RPI 1-25	RPI 26-50		W-L RECORDS		RPI 51-100		RPI 101-150		RPI 150+
19-15-0		2-5-0	0-0-0		OVERALL		3-2-0		3-6-0		11-2-0
14-7-0		2-4-0	0-0-0		HOME		3-1-0		0-1-0		9-1-0
5-6-0		0-1-0	0-0-0		AWAY		0-1-0		3-3-0		2-1-0
0-2-0		0-0-0	0-0-0		NEUTRAL		0-0-0		0-2-0		0-0-0
11-8-0		0-1-0	0-0-0		NON-CONFERENCE		1-1-0		1-5-0		9-1-0
10-2-0		0-0-0	0-0-0		HOME		1-0-0		0-1-0		9-1-0
1-4-0		0-1-0	0-0-		AWAY		0-1-0		1-2-0		0-0-0
0-2-0		0-0-0	0-0-0		NEUTRAL		0-0-0		0-2-0		0-0-0
8-7-0		2-4-0	0-0-0		CONFERENCE		2-1-0		2-1-0		2-1-0
4-5-0		2-4-0	0-0-0		HOME		2-1-0		0-0-0		0-0-0
4-2-0		0-0-0	0-0-0		AWAY		0-0-0		2-1-0		2-1-0
0-0-0		0-0-0	0-0-0		NEUTRAL		0-0-0		0-0-0		0-0-0
RPI S	Opponent	Score	RPI S	Opponent	Score	RPI S	Opponent	Score	RPI S	Opponent	Score
15 A	Coastal Caro.	3 9				88 H	Louisiana Tech	7 4	111 H	West Virginia	4 5
21 H	Southern Miss.	10 8				88 H	Louisiana Tech	6 10	122 A	UTSA	8 3
21 H	Southern Miss.	4 14				88 H	Louisiana Tech	10 4	122 A	UTSA	5 2
21 H	Southern Miss.	2 3				97 A	Morehead St.	0 13	122 A	UTSA	4 5
23 H	Fla. Atlantic	3 6				97 H	Morehead St.	6 5	133 N	Liberty	8 9
23 H	Fla. Atlantic	2 10							133 N	Liberty	3 7
23 H	Fla. Atlantic	7 2							143 A	Florida A&M	11 9
									143 A	Florida A&M	4 9
									143 A	Florida A&M	4 20
									168 A	FIU	5 4
									168 A	FIU	6 5
									168 A	FIU	5 10
									216 H	Eastern Ky.	6 0
									216 H	Eastern Ky.	5 4
									242 H	Ohio	1 4
									256 H	Brown	3 2
									256 H	Brown	2 0
									256 H	Brown	7 2
									256 H	Brown	14 0
									274 H	Lehigh	4 2
									274 H	Lehigh	12 6
									274 H	Lehigh	6 4
LAST 15 GAMES											
216 H	Eastern Ky.	6 0	111 H	West Virginia	4 5						
23 H	Fla. Atlantic	7 2	88 H	Louisiana Tech	10 4						
23 H	Fla. Atlantic	2 10	88 H	Louisiana Tech	6 10						
23 H	Fla. Atlantic	3 6									
122 A	UTSA	5 2									

Non-Div. I Games:

Marshall

122 A UTSA	4	5
122 A UTSA	8	3

M
a
r
s
h
a
l
l

M
a
r
s
h
a
l
l

Average RPI Win: 162		WON-LOST	WINNING	LAST 15	STRENGTH OF		OPP. STRENGTH	TEAM	ADJ	CONF.	ADJ CONF.
Average RPI Loss: 100		RECORD	PCT. RANK	GAMES	SCHEDULE		OF SCHEDULE	RPI	RPI	RPI	RPI
DIV. I ONLY		24-12-1	.66216	45	10-5-0		229	71	102	.52335	102
DIV. I NON-CONF.		20-7-1	.73214	33	8-1-0		218	86	65	.54895	65
TOTALS		RPI 1-25	RPI 26-50		W-L RECORDS		RPI 51-100		RPI 101-150		RPI 150+
24-12-1	1-1-0	1-4-0		OVERALL		4-2-0		5-3-0		13-2-1	
15-2-0	0-0-0	0-0-0		HOME		4-1-0		1-0-0		10-1-0	
4-7-0	1-1-0	0-3-0		AWAY		0-0-0		2-3-0		1-0-0	
5-3-1	0-0-0	1-1-0		NEUTRAL		0-1-0		2-0-0		2-1-1	
20-7-1	1-1-0	1-1-0		NON-CONFERENCE		2-1-0		5-3-0		11-1-1	
11-0-0	0-0-0	0-0-0		HOME		2-0-0		1-0-0		8-0-0	
4-4-0	1-1-0	0-0-		AWAY		0-0-0		2-3-0		1-0-0	
5-3-1	0-0-0	1-1-0		NEUTRAL		0-1-0		2-0-0		2-1-1	
4-5-0	0-0-0	0-3-0		CONFERENCE		2-1-0		0-0-0		2-1-0	
4-2-0	0-0-0	0-0-0		HOME		2-1-0		0-0-0		2-1-0	
0-3-0	0-0-0	0-3-0		AWAY		0-0-0		0-0-0		0-0-0	
0-0-0	0-0-0	0-0-0		NEUTRAL		0-0-0		0-0-0		0-0-0	
RPI S	Opponent	Score		RPI S	Opponent	Score		RPI S	Opponent	Score	
15 A	Coastal Caro.	2	3	32 A	Maryland	0	3	63 H	Rutgers	11	3
15 A	Coastal Caro.	6	4	32 A	Maryland	1	2	63 H	Rutgers	2	1
				32 A	Maryland	4	5	63 H	Rutgers	4	7
				43 N	Pittsburgh	11	8	78 N	Boston College	2	6
				46 N	Duke	1	8	97 H	Morehead St.	1	0
								97 H	Morehead St.	7	3
				LAST 15 GAMES							
				119 H	Cincinnati	9	0	32 A	Maryland	1	2
				63 H	Rutgers	2	1	32 A	Maryland	0	3
				63 H	Rutgers	11	3	104 A	Kent St.	3	8
				63 H	Rutgers	4	7				
				97 H	Morehead St.	7	3				

Non-Div. I Games:

Ohio St.

97	H	Morehead St.	1	0
32	A	Maryland	4	5

O
h
i
o
s
t
.

O
h
i
o
s
t
.

Average RPI Win: 77		WON-LOST RECORD		WINNING PCT. RANK		LAST 15 GAMES		STRENGTH OF SCHEDULE		OPP. STRENGTH OF SCHEDULE		TEAM RPI		ADJ RPI		CONF. RPI		ADJ CONF. RPI					
DIV. I ONLY		16-19-0		.45714 182		6-9-0		40		18		103		.52316 103		3		3					
DIV. I NON-CONF.		11-11-0		.5 147		3-3-0		26		11		83		.53545 83		3		3					
TOTALS		RPI 1-25		RPI 26-50		W-L RECORDS		RPI 51-100		RPI 101-150		RPI 150+											
16-19-0		4-6-0		3-1-0		OVERALL		4-7-0		4-3-0		1-2-0											
12-8-0		3-2-0		3-1-0		HOME		2-1-0		3-2-0		1-2-0											
4-10-0		1-4-0		0-0-0		AWAY		2-5-0		1-1-0		0-0-0											
0-1-0		0-0-0		0-0-0		NEUTRAL		0-1-0		0-0-0		0-0-0											
11-11-0		2-5-0		3-1-0		NON-CONFERENCE		3-1-0		2-2-0		1-2-0											
8-6-0		1-1-0		3-1-0		HOME		2-1-0		1-1-0		1-2-0											
3-5-0		1-4-0		0-0-		AWAY		1-0-0		1-1-0		0-0-0											
0-0-0		0-0-0		0-0-0		NEUTRAL		0-0-0		0-0-0		0-0-0											
5-8-0		2-1-0		0-0-0		CONFERENCE		1-6-0		2-1-0		0-0-0											
4-2-0		2-1-0		0-0-0		HOME		0-0-0		2-1-0		0-0-0											
1-5-0		0-0-0		0-0-0		AWAY		1-5-0		0-0-0		0-0-0											
0-1-0		0-0-0		0-0-0		NEUTRAL		0-1-0		0-0-0		0-0-0											
RPI	S	Opponent		Score		RPI	S	Opponent		Score		RPI	S	Opponent		Score							
7	A	UC Santa Barbara		2	5	47	H	Wake Forest		9	4	62	A	Stanford		8	11	109	A	Loyola Marymount		4	3
7	A	UC Santa Barbara		1	10	47	H	Wake Forest		4	5	62	A	Stanford		1	8	109	H	Loyola Marymount		0	8
7	H	UC Santa Barbara		9	5	47	H	Wake Forest		2	1	62	A	Stanford		1	0	115	A	Pepperdine		2	3
17	H	Mississippi St.		7	8	48	H	Cal St. Fullerton		3	2	64	A	Long Beach St.		7	4	115	H	Pepperdine		6	5
22	A	TCU		11	12							64	H	Long Beach St.		8	3	136	H	Utah		5	2
22	A	TCU		16	6							73	H	UConn		4	5	136	H	Utah		6	1
22	A	TCU		3	8							74	A	Oregon		8	12	136	H	Utah		8	14
24	H	California		5	4							74	A	Oregon		5	8	226	H	North Dakota		7	6
24	H	California		18	5							74	A	Oregon		3	4	226	H	North Dakota		0	1
24	H	California		4	5							75	N	UCLA		3	5	226	H	North Dakota		4	5
												96	H	Oklahoma		5	4						
						LAST 15 GAMES																	
						64	H	Long Beach St.		8	3	136	H	Utah		5	2						
						74	A	Oregon		5	8	115	H	Pepperdine		6	5						
						74	A	Oregon		8	12	62	A	Stanford		1	8						
						74	A	Oregon		3	4												
						115	A	Pepperdine		2	3												

Non-Div. I Games:

Southern California

136 H Utah	8	14
136 H Utah	6	1

S
o
u
t
h
e
r
n
C
a
l
i
f
o
r
n
i
a

S
o
u
t
h
e
r
n
C
a
l
i
f
o
r
n
i
a

Average RPI Win: 188		WON-LOST RECORD	WINNING PCT. RANK	LAST 15 GAMES	STRENGTH OF SCHEDULE	OPP. STRENGTH OF SCHEDULE	TEAM RPI	ADJ RPI	CONF. RPI	ADJ CONF. RPI	
Average RPI Loss: 128											
DIV. I ONLY		25-10-0	.71429 26	10-4-0	272	97	104	.52296 104	25	25	
DIV. I NON-CONF.		15-7-0	.68182 50	2-2-0	162	51	52	.55598 52	24	24	
<hr/>											
TOTALS		RPI 1-25	RPI 26-50		W-L RECORDS		RPI 51-100		RPI 101-150		RPI 150+
25-10-0		0-1-0	0-3-0		OVERALL		0-1-0		7-1-0		18-4-0
6-4-0		0-0-0	0-1-0		HOME		0-0-0		1-0-0		5-3-0
14-3-0		0-0-0	0-1-0		AWAY		0-0-0		3-1-0		11-1-0
5-3-0		0-1-0	0-1-0		NEUTRAL		0-1-0		3-0-0		2-0-0
15-7-0		0-1-0	0-3-0		NON-CONFERENCE		0-1-0		6-1-0		9-1-0
2-2-0		0-0-0	0-1-0		HOME		0-0-0		1-0-0		1-1-0
9-2-0		0-0-0	0-0-		AWAY		0-0-0		3-1-0		6-0-0
4-3-0		0-1-0	0-1-0		NEUTRAL		0-1-0		2-0-0		2-0-0
10-3-0		0-0-0	0-0-0		CONFERENCE		0-0-0		1-0-0		9-3-0
4-2-0		0-0-0	0-0-0		HOME		0-0-0		0-0-0		4-2-0
5-1-0		0-0-0	0-0-0		AWAY		0-0-0		0-0-0		5-1-0
1-0-0		0-0-0	0-0-0		NEUTRAL		0-0-0		1-0-0		0-0-0
RPI	S	Opponent	Score	RPI	S	Opponent	Score	RPI	S	Opponent	Score
8	N	North Carolina St.	5 7	40	N	Virginia	6 8	52	N	Old Dominion	0 2
				43	A	Pittsburgh	5 13				
				43	H	Pittsburgh	4 9				

Non-Div. I Games: Lake Erie 9 1

Kent St.

Kent St.

231	H	Toledo	2	1
231	H	Toledo	3	0

Through Games Of April 19, 2016

RPI	S	Opponent	Score	
266	H	Western Mich.	4	5
266	H	Western Mich.	9	7
266	H	Western Mich.	13	2

Kent St.

K
e
n
t
s
t
.

K
e
n
t
s
t
.

Average RPI Win:	175	WON-LOST	WINNING	LAST 15	STRENGTH OF	OPP. STRENGTH	TEAM	ADJ	CONF.	ADJ CONF.					
Average RPI Loss:	114	RECORD	PCT. RANK	GAMES	SCHEDULE	OF SCHEDULE	RPI	RPI	RPI	RPI					
DIV. I ONLY		22-13-0	.62857	63	5-10-0	200	93	105	.52246	105	10	10			
DIV. I NON-CONF.		21-5-0	.80769	16	4-2-0	285	141	102	.52852	102	12	12			
<hr/>															
TOTALS	RPI 1-25	RPI 26-50		W-L RECORDS		RPI 51-100		RPI 101-150		RPI 150+					
22-13-0	0-3-0	0-3-0		OVERALL		5-2-0		3-0-0		14-5-0					
13-5-0	0-0-0	0-0-0		HOME		4-2-0		2-0-0		7-3-0					
9-8-0	0-3-0	0-3-0		AWAY		1-0-0		1-0-0		7-2-0					
0-0-0	0-0-0	0-0-0		NEUTRAL		0-0-0		0-0-0		0-0-0					
21-5-0	0-0-0	0-0-0		NON-CONFERENCE		4-0-0		3-0-0		14-5-0					
12-3-0	0-0-0	0-0-0		HOME		3-0-0		2-0-0		7-3-0					
9-2-0	0-0-0	0-0-		AWAY		1-0-0		1-0-0		7-2-0					
0-0-0	0-0-0	0-0-0		NEUTRAL		0-0-0		0-0-0		0-0-0					
1-8-0	0-3-0	0-3-0		CONFERENCE		1-2-0		0-0-0		0-0-0					
1-2-0	0-0-0	0-0-0		HOME		1-2-0		0-0-0		0-0-0					
0-6-0	0-3-0	0-3-0		AWAY		0-0-0		0-0-0		0-0-0					
0-0-0	0-0-0	0-0-0		NEUTRAL		0-0-0		0-0-0		0-0-0					
RPI	S	Opponent	Score	RPI	S	Opponent	Score	RPI	S	Opponent	Score				
7	A	UC Santa Barbara	0 1	48	A	Cal St. Fullerton	4 7	64	H	Long Beach St.	3 6				
7	A	UC Santa Barbara	2 8	48	A	Cal St. Fullerton	5 8	64	H	Long Beach St.	0 12				
7	A	UC Santa Barbara	4 5	48	A	Cal St. Fullerton	1 2	64	H	Long Beach St.	4 2				
								73	H	UConn	12 4				
								73	H	UConn	2 1				
								75	A	UCLA	4 1				
								75	H	UCLA	20 12				
											115	A	Pepperdine	3 0	
											145	H	William & Mary	11 3	
											145	H	William & Mary	11 7	
											178	H	Houston Baptist	6 3	
											178	H	Houston Baptist	2 0	
											178	H	Houston Baptist	7 1	
											178	H	Houston Baptist	7 2	
											196	A	Portland	2 1	
											196	A	Portland	3 7	
											196	A	Portland	2 1	
											196	A	Portland	5 6	
											207	A	George Washington	9 3	
											207	A	George Washington	6 5	
											207	A	George Washington	4 2	
											263	A	CSU Bakersfield	7 5	
											263	H	CSU Bakersfield	3 5	
											263	H	CSU Bakersfield	5 8	
											271	H	Northern Colo.	2 3	
											271	H	Northern Colo.	6 0	
											271	H	Northern Colo.	4 2	
											271	H	Northern Colo.	5 3	
											285	A	George Mason	1 0	
				LAST 15 GAMES											

Non-Div. I Games:

CSUN

64	H	Long Beach St.	4	2
75	A	UCLA	4	1

C
S
U
N

C
S
U
N

Average RPI Win: 182		WON-LOST	WINNING	LAST 15	STRENGTH OF		OPP. STRENGTH	TEAM	ADJ	CONF.	ADJ CONF.
Average RPI Loss: 75		RECORD	PCT. RANK	GAMES	SCHEDULE		OF SCHEDULE	RPI	RPI	RPI	RPI
DIV. I ONLY		20-18-0	.52632	130	60		110	106	.52179	106	1
DIV. I NON-CONF.		16-7-0	.69565	48	226		263	135	.50928	135	2
TOTALS		RPI 1-25	RPI 26-50		W-L RECORDS		RPI 51-100		RPI 101-150		RPI 150+
20-18-0		0-9-0	0-0-0		OVERALL		1-2-0		6-4-0		13-3-0
10-11-0		0-6-0	0-0-0		HOME		1-1-0		2-1-0		7-3-0
3-5-0		0-3-0	0-0-0		AWAY		0-1-0		2-1-0		1-0-0
7-2-0		0-0-0	0-0-0		NEUTRAL		0-0-0		2-2-0		5-0-0
16-7-0		0-0-0	0-0-0		NON-CONFERENCE		1-2-0		2-2-0		13-3-0
8-4-0		0-0-0	0-0-0		HOME		1-1-0		0-0-0		7-3-0
1-1-0		0-0-0	0-0-		AWAY		0-1-0		0-0-0		1-0-0
7-2-0		0-0-0	0-0-0		NEUTRAL		0-0-0		2-2-0		5-0-0
4-11-0		0-9-0	0-0-0		CONFERENCE		0-0-0		4-2-0		0-0-0
2-7-0		0-6-0	0-0-0		HOME		0-0-0		2-1-0		0-0-0
2-4-0		0-3-0	0-0-0		AWAY		0-0-0		2-1-0		0-0-0
0-0-0		0-0-0	0-0-0		NEUTRAL		0-0-0		0-0-0		0-0-0
RPI S	Opponent	Score	RPI S	Opponent	Score	RPI S	Opponent	Score	RPI S	Opponent	Score
1 A	Florida	3 4				55 H	Southeast Mo. St.	2 7	110 A	Arkansas	6 7
1 A	Florida	2 6				55 H	Southeast Mo. St.	13 6	110 A	Arkansas	8 5
1 A	Florida	5 7				84 A	Missouri St.	1 16	110 A	Arkansas	10 1
13 H	Vanderbilt	6 8							113 H	Auburn	4 3
13 H	Vanderbilt	0 2							113 H	Auburn	2 0
13 H	Vanderbilt	7 17							113 H	Auburn	9 11
14 H	LSU	5 7							117 N	Seton Hall	1 9
14 H	LSU	5 9							117 N	Seton Hall	4 1
14 H	LSU	2 15							117 N	Seton Hall	7 0
									117 N	Seton Hall	4 8
									168 A	FIU	7 6
									188 H	Ill.-Chicago	2 4
									188 H	Ill.-Chicago	13 5
									188 H	Ill.-Chicago	7 4
									188 H	Ill.-Chicago	10 5
									213 N	Hofstra	8 0
									213 N	Hofstra	12 2
									213 N	Hofstra	11 4
									213 N	Hofstra	3 2
									236 H	SIUE	9 6
									239 H	Youngstown St.	3 4
									239 H	Youngstown St.	2 3
									239 H	Youngstown St.	8 3
									275 N	Saint Louis	5 3
									279 H	Ark.-Pine Bluff	2 0
									297 H	Alabama A&M	5 3
LAST 15 GAMES			LAST 15 GAMES			LAST 15 GAMES			LAST 15 GAMES		
14 H	LSU	2 15	236 H	SIUE	9 6	14 H	LSU	5 9	110 A	Arkansas	10 1
14 H	LSU	5 7	110 A	Arkansas	8 5	14 H	LSU	5 7	110 A	Arkansas	8 5
84 A	Missouri St.	1 16				84 A	Missouri St.	1 16			
113 H	Auburn	4 3				113 H	Auburn	4 3			

Non-Div. I Games:

Missouri

113 H Auburn	2	0
113 H Auburn	9	11

M
i
s
s
o
u
r
i

M
i
s
s
o
u
r
i

Average RPI Win: 187		WON-LOST	WINNING	LAST 15	STRENGTH OF		OPP. STRENGTH	TEAM	ADJ		CONF.	ADJ CONF.					
Average RPI Loss: 94		RECORD	PCT. RANK	GAMES	SCHEDULE		OF SCHEDULE	RPI	RPI		RPI	RPI					
DIV. I ONLY		23-12-0	.65714	47	12-3-0		205	123	107		.52177	107	24	24			
DIV. I NON-CONF.		13-10-0	.56522	111	2-1-0		42	127	78		.53848	78	25	25			
TOTALS		RPI 1-25	RPI 26-50		W-L RECORDS		RPI 51-100		RPI 101-150		RPI 150+						
23-12-0		3-1-0	1-3-0		OVERALL		1-2-0		3-4-0		15-2-0						
17-4-0		3-1-0	0-0-0		HOME		1-1-0		3-1-0		10-1-0						
6-8-0		0-0-0	1-3-0		AWAY		0-1-0		0-3-0		5-1-0						
0-0-0		0-0-0	0-0-0		NEUTRAL		0-0-0		0-0-0		0-0-0						
13-10-0		3-1-0	1-3-0		NON-CONFERENCE		1-2-0		3-4-0		5-0-0						
12-3-0		3-1-0	0-0-0		HOME		1-1-0		3-1-0		5-0-0						
1-7-0		0-0-0	1-0-		AWAY		0-1-0		0-3-0		0-0-0						
0-0-0		0-0-0	0-0-0		NEUTRAL		0-0-0		0-0-0		0-0-0						
10-2-0		0-0-0	0-0-0		CONFERENCE		0-0-0		0-0-0		10-2-0						
5-1-0		0-0-0	0-0-0		HOME		0-0-0		0-0-0		5-1-0						
5-1-0		0-0-0	0-0-0		AWAY		0-0-0		0-0-0		5-1-0						
0-0-0		0-0-0	0-0-0		NEUTRAL		0-0-0		0-0-0		0-0-0						
RPI	S	Opponent		Score		RPI	S	Opponent		Score		RPI	S	Opponent		Score	
19	H	Minnesota		13	3	36	A	St. Mary's (CA)		5	10	56	A	Washington		4	12
19	H	Minnesota		2	12	36	A	St. Mary's (CA)		4	1	56	H	Washington		3	2
19	H	Minnesota		4	1	36	A	St. Mary's (CA)		2	5	74	H	Oregon		4	6
19	H	Minnesota		5	4	36	A	St. Mary's (CA)		0	1						
				</													

Non-Div. I Games:

Seattle

226 A North Dakota	2	15
226 A North Dakota	12	6

S
e
a
t
t
l
e

S
e
a
t
t
l
e

Average RPI Win: 132		WON-LOST	WINNING	LAST 15	STRENGTH OF		OPP. STRENGTH	TEAM	ADJ	CONF.	ADJ CONF.
Average RPI Loss: 90		RECORD	PCT. RANK	GAMES	SCHEDULE		OF SCHEDULE	RPI	RPI	RPI	RPI
DIV. I ONLY		16-21-0	.43243	201	4-11-0		20	100	108	.52072	108
DIV. I NON-CONF.		12-10-0	.54545	126	1-3-0		38	175	80	.5377	80
TOTALS		RPI 1-25	RPI 26-50		W-L RECORDS		RPI 51-100		RPI 101-150		RPI 150+
16-21-0		3-8-0	2-1-0		OVERALL		1-5-0		0-1-0		10-6-0
11-10-0		3-4-0	0-0-0		HOME		1-1-0		0-1-0		7-4-0
4-11-0		0-4-0	2-1-0		AWAY		0-4-0		0-0-0		2-2-0
1-0-0		0-0-0	0-0-0		NEUTRAL		0-0-0		0-0-0		1-0-0
12-10-0		1-1-0	2-1-0		NON-CONFERENCE		1-2-0		0-1-0		8-5-0
7-5-0		1-0-0	0-0-0		HOME		1-1-0		0-1-0		5-3-0
4-5-0		0-1-0	2-0-		AWAY		0-1-0		0-0-0		2-2-0
1-0-0		0-0-0	0-0-0		NEUTRAL		0-0-0		0-0-0		1-0-0
4-11-0		2-7-0	0-0-0		CONFERENCE		0-3-0		0-0-0		2-1-0
4-5-0		2-4-0	0-0-0		HOME		0-0-0		0-0-0		2-1-0
0-6-0		0-3-0	0-0-0		AWAY		0-3-0		0-0-0		0-0-0
0-0-0		0-0-0	0-0-0		NEUTRAL		0-0-0		0-0-0		0-0-0
RPI S	Opponent	Score	RPI S	Opponent	Score	RPI S	Opponent	Score	RPI S	Opponent	Score
13 A	Vanderbilt	4 7	26 A	South Ala.	7 4	60 A	Tennessee	2 9	141 H	Miami (OH)	5 13
13 H	Vanderbilt	7 4	26 A	South Ala.	5 4	60 H	Tennessee	2 4	151 H	Indiana	4 14
18 H	Rice	0 1	26 A	South Ala.	2 3	67 H	Austin Peay	6 5	151 H	Indiana	5 4
18 H	Rice	2 6				76 A	Western Ky.	1 3	151 H	Indiana	3 2
18 H	Rice	3 0				76 A	Western Ky.	1 2	175 H	Charlotte	4 8
21 A	Southern Miss.	11 12				76 A	Western Ky.	4 10	175 H	Charlotte	3 0
21 A	Southern Miss.	4 6							175 H	Charlotte	12 11
21 A	Southern Miss.	5 9							182 A	Kennesaw St.	0 7
23 H	Fla. Atlantic	8 6							182 A	Kennesaw St.	8 6
23 H	Fla. Atlantic	2 7							182 A	Kennesaw St.	9 3
23 H	Fla. Atlantic	1 12							210 H	Memphis	8 2
									210 N	Memphis	3 1
									222 H	Belmont	4 9
									230 A	Lipscomb	1 6
									230 H	Lipscomb	9 6
									253 H	Army West Point	1 9
									266 H	Western Mich.	3 2
LAST 15 GAMES											
60 H	Tennessee	2 4	21 A	Southern Miss.	4 6						
175 H	Charlotte	3 0	67 H	Austin Peay	6 5						
175 H	Charlotte	4 8	18 H	Rice	2 6						
175 H	Charlotte	12 11									
13 A	Vanderbilt	4 7									

Non-Div. I Games:

Middle Tenn.

21 A Southern Miss.	11	12
21 A Southern Miss.	5	9

M
i
d
d
l
e
T
e
n
n
.

M
i
d
d
l
e
T
e
n
n
.

Average RPI Win:	140	WON-LOST RECORD	WINNING PCT. RANK	LAST 15 GAMES		STRENGTH OF SCHEDULE	OPP. STRENGTH OF SCHEDULE	TEAM RPI	ADJ RPI	CONF. RPI	ADJ CONF. RPI			
DIV. I ONLY		17-19-0	.47222	165	8-7-0	118	67	109	.52026	109	8	8		
DIV. I NON-CONF.		9-12-0	.42857	189	2-1-0	111	57	106	.52644	106	8	8		
<hr/>														
TOTALS	RPI 1-25	RPI 26-50		W-L RECORDS		RPI 51-100		RPI 101-150		RPI 150+				
17-19-0	1-2-0	1-2-0		OVERALL		2-7-0		5-5-0		8-3-0				
6-6-0	0-0-0	0-0-0		HOME		0-0-0		3-5-0		3-1-0				
11-13-0	1-2-0	1-2-0		AWAY		2-7-0		2-0-0		5-2-0				
0-0-0	0-0-0	0-0-0		NEUTRAL		0-0-0		0-0-0		0-0-0				
9-12-0	1-2-0	0-0-0		NON-CONFERENCE		0-6-0		2-2-0		6-2-0				
1-2-0	0-0-0	0-0-0		HOME		0-0-0		0-2-0		1-0-0				
8-10-0	1-2-0	0-0-		AWAY		0-6-0		2-0-0		5-2-0				
0-0-0	0-0-0	0-0-0		NEUTRAL		0-0-0		0-0-0		0-0-0				
8-7-0	0-0-0	1-2-0		CONFERENCE		2-1-0		3-3-0		2-1-0				
5-4-0	0-0-0	0-0-0		HOME		0-0-0		3-3-0		2-1-0				
3-3-0	0-0-0	1-2-0		AWAY		2-1-0		0-0-0		0-0-0				
0-0-0	0-0-0	0-0-0		NEUTRAL		0-0-0		0-0-0		0-0-0				
RPI	S	Opponent	Score		RPI	S	Opponent	Score		RPI	S	Opponent	Score	
22	A	TCU	5	3	34	A	BYU	1	4	64	A	Long Beach St.	4	6
22	A	TCU	0	5	34	A	BYU	4	7	75	A	UCLA	5	6
22	A	TCU	0	1	34	A	BYU	10	5	77	A	Nebraska	0	7
										77	A	Nebraska	0	3
										77	A	Nebraska	4	5
										77	A	Nebraska	4	6
										91	A	San Diego	7	2
										91	A	San Diego	1	5
										91	A	San Diego	8	5
										</				

Non-Div. I Games:

Loyola Marymount

144 H San Francisco	3	4
144 H San Francisco	13	4

L
o
y
o
l
a
M
a
r
y
m
o
u
n
t

L
o
y
o
l
a
M
a
r
y
m
o
u
n
t

Average RPI Win:		186	WON-LOST RECORD		WINNING PCT. RANK		LAST 15 GAMES		STRENGTH OF SCHEDULE		OPP. STRENGTH OF SCHEDULE		TEAM RPI		ADJ RPI		CONF. RPI		ADJ CONF. RPI			
DIV. I ONLY			22-15-0		.59459 85		6-9-0		135		26		110		.51946 110		1		1			
DIV. I NON-CONF.			18-4-0		.81818 13		3-1-0		291		145		133		.51028 133		2		2			
TOTALS		RPI 1-25		RPI 26-50		W-L RECORDS		RPI 51-100		RPI 101-150		RPI 150+										
22-15-0		2-9-0		1-2-0		OVERALL		1-1-0		5-2-0		13-1-0										
18-8-0		0-3-0		1-1-0		HOME		0-1-0		5-2-0		12-1-0										
1-7-0		0-6-0		0-1-0		AWAY		0-0-0		0-0-0		1-0-0										
3-0-0		2-0-0		0-0-0		NEUTRAL		1-0-0		0-0-0		0-0-0										
18-4-0		2-0-0		1-2-0		NON-CONFERENCE		1-1-0		1-0-0		13-1-0										
14-3-0		0-0-0		1-1-0		HOME		0-1-0		1-0-0		12-1-0										
1-1-0		0-0-0		0-0-		AWAY		0-0-0		0-0-0		1-0-0										
3-0-0		2-0-0		0-0-0		NEUTRAL		1-0-0		0-0-0		0-0-0										
4-11-0		0-9-0		0-0-0		CONFERENCE		0-0-0		4-2-0		0-0-0										
4-5-0		0-3-0		0-0-0		HOME		0-0-0		4-2-0		0-0-0										
0-6-0		0-6-0		0-0-0		AWAY		0-0-0		0-0-0		0-0-0										
0-0-0		0-0-0		0-0-0		NEUTRAL		0-0-0		0-0-0		0-0-0										
RPI	S	Opponent		Score		RPI	S	Opponent		Score		RPI	S	Opponent		Score						
1	H	Florida		8	12	28	A	Oklahoma St.		4	5	66	N	Houston		12	3	106	H	Missouri	1	10
1	H	Florida		2	9	41	H	Creighton		6	2	88	H	Louisiana Tech		2	3	106	H	Missouri	7	6
1	H	Florida		2	8	42	H	Gonzaga		10	15							106	H	Missouri	5	8
4	A	South Carolina		6	10													113	H	Auburn	3	1
4	A	South Carolina		2	6													113	H	Auburn	3	2
4	A	South Carolina		6	8													113	H	Auburn	14	7
6	A	Ole Miss		7	8													118	H	La.-Monroe	3	1
6	A	Ole Miss		9	14													210	A	Memphis	12	4
6	A	Ole Miss		3	7													238	H	Grambling	3	2
10	N	Texas Tech		10	6													238	H	Grambling	14	4
18	N	Rice		5	2													261	H	Western Ill.	9	3
																		261	H	Western Ill.	3	2
																		261	H	Western Ill.	3	0
																		265	H	Central Mich.	9	4
																		265	H	Central Mich.	4	3
																		265	H	Central Mich.	6	1
																		269	H	Eastern Ill.	8	10
																		269	H	Eastern Ill.	5	2
																		269	H	Eastern Ill.	3	2
																		300	H	Mississippi Val.	20	0
																		300	H	Mississippi Val.	21	4
LAST 15 GAMES																						
						41	H	Creighton		6	2	6	A	Ole Miss		3	7					
						1	H	Florida		2	8	210	A	Memphis		12	4					
						1	H	Florida		2	9	106	H	Missouri		1	10					
						1	H	Florida		8	12											
						118	H	La.-Monroe		3	1											

Non-Div. I Games:

Arkansas

6 A Ole Miss	7	8
6 A Ole Miss	9	14

A
r
k
a
n
s
a
s

A
r
k
a
n
s
a
s

Average RPI Win:	152	WON-LOST	WINNING	LAST 15	STRENGTH OF	OPP. STRENGTH	TEAM	ADJ	CONF.	ADJ CONF.					
Average RPI Loss:	121	RECORD	PCT. RANK	GAMES	SCHEDULE	OF SCHEDULE	RPI	RPI	RPI	RPI					
DIV. I ONLY		19-16-0	.54286	121	7-8-0	133	75	111	.51925	111	5	5			
DIV. I NON-CONF.		14-10-0	.58333	100	4-5-0	200	85	131	.51267	131	5	5			
<hr/>															
TOTALS	RPI 1-25	RPI 26-50		W-L RECORDS		RPI 51-100		RPI 101-150		RPI 150+					
19-16-0	0-3-0	2-2-0		OVERALL		2-2-0		5-2-0		10-7-0					
9-9-0	0-0-0	2-2-0		HOME		2-1-0		1-2-0		4-4-0					
10-7-0	0-3-0	0-0-0		AWAY		0-1-0		4-0-0		6-3-0					
0-0-0	0-0-0	0-0-0		NEUTRAL		0-0-0		0-0-0		0-0-0					
14-10-0	0-0-0	0-1-0		NON-CONFERENCE		2-2-0		4-0-0		8-7-0					
6-6-0	0-0-0	0-1-0		HOME		2-1-0		0-0-0		4-4-0					
8-4-0	0-0-0	0-0-		AWAY		0-1-0		4-0-0		4-3-0					
0-0-0	0-0-0	0-0-0		NEUTRAL		0-0-0		0-0-0		0-0-0					
5-6-0	0-3-0	2-1-0		CONFERENCE		0-0-0		1-2-0		2-0-0					
3-3-0	0-0-0	2-1-0		HOME		0-0-0		1-2-0		0-0-0					
2-3-0	0-3-0	0-0-0		AWAY		0-0-0		0-0-0		2-0-0					
0-0-0	0-0-0	0-0-0		NEUTRAL		0-0-0		0-0-0		0-0-0					
RPI	S	Opponent	Score	RPI	S	Opponent	Score	RPI	S	Opponent	Score	RPI	S	Opponent	Score
22	A	TCU	6 10	28	H	Oklahoma St.	1 8	52	H	Old Dominion	4 3	101	A	Marshall	5 4
22	A	TCU	2 14	28	H	Oklahoma St.	4 3	52	H	Old Dominion	6 5	148	H	Kansas St.	2 15
22	A	TCU	1 7	28	H	Oklahoma St.	5 4	52	H	Old Dominion	4 5	148	H	Kansas St.	6 8
				43	H	Pittsburgh	1 4	87	A	Penn St.	4 5	148	H	Kansas St.	5 4
												149	A	UNLV	13 1
												149	A	UNLV	9 6
												149	A	UNLV	9 4
												169	H	Eastern Mich.	5 1
												172	H	Furman	6 8
												172	H	Furman	3 7
												172	H	Furman	8 5
												190	A	Kansas	1 0
												190	A	Kansas	11 6
												192	H	Radford	6 2
												194	H	Canisius	0 9
												194	H	Canisius	5 7
												197	A	Hawaii	2 6
												197	A	Hawaii	9 2
												197	A	Hawaii	4 1
												197	A	Hawaii	1 4
												239	H	Youngstown St.	13 3
												245	A	Charleston So.	3 0
												245	A	Charleston So.	5 0
												245	A	Charleston So.	3 4
				LAST 15 GAMES											
				239	H	Youngstown St.	13 3	172	H	Furman	3 7				
				148	H	Kansas St.	5 4	169	H	Eastern Mich.	5 1				
				148	H	Kansas St.	2 15	101	A	Marshall	5 4				
				148	H	Kansas St.	6 8								
				43	H	Pittsburgh	1 4								

Non-Div. I Games:

West Virginia

172	H	Furman	8	5
172	H	Furman	6	8

W
e
s
t
V
i
r
g
i
n
i
a

W
e
s
t
V
i
r
g
i
n
i
a

Average RPI Win: 140		WON-LOST	WINNING	LAST 15	STRENGTH OF		OPP. STRENGTH	TEAM	ADJ	CONF.	ADJ CONF.
Average RPI Loss: 87		RECORD	PCT. RANK	GAMES	SCHEDULE		OF SCHEDULE	RPI	RPI	RPI	RPI
DIV. I ONLY		20-14-0	.58824	88	7-8-0		147	36	112	.51889	112
DIV. I NON-CONF.		13-5-0	.72222	37	0-2-0		234	49	98	.52985	98
TOTALS		RPI 1-25	RPI 26-50		W-L RECORDS		RPI 51-100		RPI 101-150		RPI 150+
20-14-0		2-1-0	2-3-0		OVERALL		3-5-0		1-4-0		12-1-0
15-8-0		2-1-0	0-0-0		HOME		2-3-0		1-4-0		10-0-0
5-6-0		0-0-0	2-3-0		AWAY		1-2-0		0-0-0		2-1-0
0-0-0		0-0-0	0-0-0		NEUTRAL		0-0-0		0-0-0		0-0-0
13-5-0		0-0-0	2-0-0		NON-CONFERENCE		1-3-0		0-2-0		10-0-0
10-3-0		0-0-0	0-0-0		HOME		0-1-0		0-2-0		10-0-0
3-2-0		0-0-0	2-0-		AWAY		1-2-0		0-0-0		0-0-0
0-0-0		0-0-0	0-0-0		NEUTRAL		0-0-0		0-0-0		0-0-0
7-9-0		2-1-0	0-3-0		CONFERENCE		2-2-0		1-2-0		2-1-0
5-5-0		2-1-0	0-0-0		HOME		2-2-0		1-2-0		0-0-0
2-4-0		0-0-0	0-3-0		AWAY		0-0-0		0-0-0		2-1-0
0-0-0		0-0-0	0-0-0		NEUTRAL		0-0-0		0-0-0		0-0-0
RPI S	Opponent	Score	RPI S	Opponent	Score	RPI S	Opponent	Score	RPI S	Opponent	Score
24 H	California	6 4	44 A	Oregon St.	2 3	54 H	Arizona	7 5	136 H	Utah	1 3
24 H	California	4 0	44 A	Oregon St.	2 12	56 H	Washington	2 4	136 H	Utah	7 16
24 H	California	4 8	44 A	Oregon St.	3 7	56 H	Washington	6 3	136 H	Utah	5 0
			48 A	Cal St. Fullerton	5 3	56 H	Washington	1 6	139 H	Nevada	5 11
			48 A	Cal St. Fullerton	2 1	64 A	Long Beach St.	9 2	149 H	UNLV	7 11
						64 A	Long Beach St.	2 5	167 A	Washington St.	3 9
						64 A	Long Beach St.	1 3	167 A	Washington St.	18 3
						91 H	San Diego	3 6	167 A	Washington St.	10 1
									169 H	Eastern Mich.	8 1
									169 H	Eastern Mich.	5 4
									169 H	Eastern Mich.	12 4
									173 H	Xavier	5 1
									173 H	Xavier	2 1
									173 H	Xavier	5 2
									173 H	Xavier	8 2
									270 H	UC Davis	4 3
									270 H	UC Davis	6 5
									270 H	UC Davis	3 2
			LAST 15 GAMES								
			149 H	UNLV	7 11	56 H	Washington	2 4			
			24 H	California	4 0	167 A	Washington St.	18 3			
			24 H	California	4 8	167 A	Washington St.	3 9			
			24 H	California	6 4						
			54 H	Arizona	7 5						

Non-Div. I Games:

Arizona St.

56 H Washington	1	6
56 H Washington	6	3

A
r
i
z
o
n
a
S
t
.

A
r
i
z
o
n
a
S
t
.

Average RPI Win: 137		WON-LOST	WINNING	LAST 15	STRENGTH OF	OPP. STRENGTH	TEAM	ADJ	CONF.	ADJ CONF.									
Average RPI Loss: 87		RECORD	PCT. RANK	GAMES	SCHEDULE	OF SCHEDULE	RPI	RPI	RPI	RPI									
DIV. I ONLY		18-19-0	.48649	156	7-8-0	25	136	113	.51866	113	1	1							
DIV. I NON-CONF.		12-9-0	.57143	109	2-1-0	81	280	145	.50159	145	2	2							
<hr/>																			
TOTALS		RPI 1-25		RPI 26-50		W-L RECORDS		RPI 51-100		RPI 101-150		RPI 150+							
18-19-0		2-5-0		2-2-0		OVERALL		4-3-0		3-7-0		7-2-0							
15-10-0		2-4-0		0-1-0		HOME		4-2-0		2-2-0		7-1-0							
2-6-0		0-0-0		1-0-0		AWAY		0-0-0		1-5-0		0-1-0							
1-3-0		0-1-0		1-1-0		NEUTRAL		0-1-0		0-0-0		0-0-0							
<hr/>																			
12-9-0		0-1-0		1-2-0		NON-CONFERENCE		2-2-0		2-2-0		7-2-0							
11-5-0		0-0-0		0-1-0		HOME		2-1-0		2-2-0		7-1-0							
1-1-0		0-0-0		1-0-		AWAY		0-0-0		0-0-0		0-1-0							
0-3-0		0-1-0		0-1-0		NEUTRAL		0-1-0		0-0-0		0-0-0							
<hr/>																			
6-10-0		2-4-0		1-0-0		CONFERENCE		2-1-0		1-5-0		0-0-0							
4-5-0		2-4-0		0-0-0		HOME		2-1-0		0-0-0		0-0-0							
1-5-0		0-0-0		0-0-0		AWAY		0-0-0		1-5-0		0-0-0							
1-0-0		0-0-0		1-0-0		NEUTRAL		0-0-0		0-0-0		0-0-0							
<hr/>																			
RPI	S	Opponent		Score		RPI	S	Opponent		Score		RPI	S	Opponent		Score			
5	H	Texas A&M		10	12	30	A	Georgia Tech		14	3	60	H	Tennessee		4	13		
5	H	Texas A&M		9	7	30	H	Georgia Tech		1	4	60	H	Tennessee		7	6		
5	H	Texas A&M		8	12	45	N	Alabama		10	1	60	H	Tennessee		2	0		
14	H	LSU		5	10	49	N	Michigan St.		0	3	68	H	Oral Roberts		10	1		
14	H	LSU		6	8							68	H	Oral Roberts		7	8		
14	H	LSU		8	5							68	H	Oral Roberts		18	11		
21	N	Southern Miss.		1	3							71	N	Troy		3	4		
														106	A	Missouri		3	4
														106	A	Missouri		11	9
														106	A	Missouri		0	2
														110	A	Arkansas		1	3
														110	A	Arkansas		7	14
														110	A	Arkansas		2	3
														143	H	Florida A&M		11	2
														147	H	Sacramento St.		10	5
														147	H	Sacramento St.		6	7
														147	H	Sacramento St.		5	6
														155	H	Alabama St.		11	2
														155	H	Alabama St.		11	0
														182	A	Kennesaw St.		5	6
														221	H	Georgia St.		7	4
														296	H	Southern U.		5	6
														296	H	Southern U.		7	0
														296	H	Southern U.		18	6
														297	H	Alabama A&M		15	1
														297	H	Alabama A&M		5	0
<hr/>																			
LAST 15 GAMES																			
155 H Alabama St.						11	2	106 A Missouri						11	9				
60 H Tennessee						7	6	221 H Georgia St.						7	4				
60 H Tennessee						2	0	14 H LSU						5	10				
60 H Tennessee						4	13												
182 A Kennesaw St.						5	6												

Non-Div. I Games:

Auburn

106 A Missouri	3	4
106 A Missouri	0	2

A
u
b
u
r
n

A
u
b
u
r
n

Average RPI Win: 107		WON-LOST RECORD	WINNING PCT. RANK	LAST 15 GAMES	STRENGTH OF SCHEDULE	OPP. STRENGTH OF SCHEDULE	TEAM RPI	ADJ RPI	CONF. RPI	ADJ CONF. RPI	
Average RPI Loss: 84											
DIV. I ONLY		17-20-0	.45946 177	8-7-0	27	49	114	.5186 114	5	5	
DIV. I NON-CONF.		13-12-0	.52 140	5-1-0	18	60	85	.53525 85	5	5	
TOTALS		RPI 1-25	RPI 26-50		W-L RECORDS		RPI 51-100		RPI 101-150		RPI 150+
17-20-0		1-2-0	1-3-0		OVERALL		7-9-0		3-2-0		5-4-0
13-14-0		1-2-0	1-3-0		HOME		3-4-0		3-1-0		5-4-0
4-6-0		0-0-0	0-0-0		AWAY		4-5-0		0-1-0		0-0-0
0-0-0		0-0-0	0-0-0		NEUTRAL		0-0-0		0-0-0		0-0-0
13-12-0		0-0-0	1-0-0		NON-CONFERENCE		6-7-0		3-2-0		3-3-0
10-8-0		0-0-0	1-0-0		HOME		3-4-0		3-1-0		3-3-0
3-4-0		0-0-0	0-0-		AWAY		3-3-0		0-1-0		0-0-0
0-0-0		0-0-0	0-0-0		NEUTRAL		0-0-0		0-0-0		0-0-0
4-8-0		1-2-0	0-3-0		CONFERENCE		1-2-0		0-0-0		2-1-0
3-6-0		1-2-0	0-3-0		HOME		0-0-0		0-0-0		2-1-0
1-2-0		0-0-0	0-0-0		AWAY		1-2-0		0-0-0		0-0-0
0-0-0		0-0-0	0-0-0		NEUTRAL		0-0-0		0-0-0		0-0-0
RPI S	Opponent	Score	RPI S	Opponent	Score	RPI S	Opponent	Score	RPI S	Opponent	Score
10 H	Texas Tech	0 5	28 H	Oklahoma St.	1 3	56 H	Washington	2 7	122 H	UTSA	5 4
10 H	Texas Tech	5 6	28 H	Oklahoma St.	7 10	56 H	Washington	9 5	126 A	UT Arlington	3 6
10 H	Texas Tech	4 3	28 H	Oklahoma St.	2 6	56 H	Washington	1 7	126 H	UT Arlington	2 9
			50 H	Lamar	6 3	58 A	Dallas Baptist	19 6	135 H	Wofford	9 5
						58 A	Dallas Baptist	3 5	135 H	Wofford	4 0
						58 H	Dallas Baptist	8 3	152 H	New Mexico St.	5 9
						66 A	Houston	2 11	152 H	New Mexico St.	4 7
						66 A	Houston	4 2	159 H	Stony Brook	6 5
						66 A	Houston	4 10	159 H	Stony Brook	20 4
						85 A	Sam Houston St.	5 1	159 H	Stony Brook	16 2
						85 H	Sam Houston St.	5 6	163 H	Texas St.	3 12
						91 H	San Diego	6 3	190 H	Kansas	1 6
						91 H	San Diego	3 5	190 H	Kansas	2 1
						96 A	Oklahoma	6 1	190 H	Kansas	5 2
						96 A	Oklahoma	6 7			
						96 A	Oklahoma	3 4			
LAST 15 GAMES											
85 H	Sam Houston St.	5 6	96 A	Oklahoma	3 4						
28 H	Oklahoma St.	1 3	135 H	Wofford	4 0						
28 H	Oklahoma St.	7 10	135 H	Wofford	9 5						
28 H	Oklahoma St.	2 6									
50 H	Lamar	6 3									

Non-Div. I Games:

Baylor

96 A Oklahoma	6	7
96 A Oklahoma	6	1

B
a
y
l
o
r

B
a
y
l
o
r

Average RPI Win:	126	WON-LOST	WINNING	LAST 15	STRENGTH OF	OPP. STRENGTH	TEAM	ADJ	CONF.	ADJ CONF.		
Average RPI Loss:	79	RECORD	PCT. RANK	GAMES	SCHEDULE	OF SCHEDULE	RPI	RPI	RPI	RPI		
DIV. I ONLY		18-17-0	.51429	139	8-7-0	87	76	115	.51815	115	8	8
DIV. I NON-CONF.		10-10-0	.5	147	2-2-0	32	71	121	.51663	121	8	8
<hr/>												
TOTALS	RPI 1-25	RPI 26-50		W-L RECORDS		RPI 51-100		RPI 101-150		RPI 150+		
18-17-0	2-2-0	1-2-0		OVERALL		2-7-0		7-5-0		6-1-0		
13-8-0	2-2-0	0-0-0		HOME		2-3-0		5-3-0		4-0-0		
5-9-0	0-0-0	1-2-0		AWAY		0-4-0		2-2-0		2-1-0		
0-0-0	0-0-0	0-0-0		NEUTRAL		0-0-0		0-0-0		0-0-0		
10-10-0	2-2-0	0-0-0		NON-CONFERENCE		1-5-0		3-3-0		4-0-0		
10-5-0	2-2-0	0-0-0		HOME		1-1-0		3-2-0		4-0-0		
0-5-0	0-0-0	0-0-		AWAY		0-4-0		0-1-0		0-0-0		
0-0-0	0-0-0	0-0-0		NEUTRAL		0-0-0		0-0-0		0-0-0		
8-7-0	0-0-0	1-2-0		CONFERENCE		1-2-0		4-2-0		2-1-0		
3-3-0	0-0-0	0-0-0		HOME		1-2-0		2-1-0		0-0-0		
5-4-0	0-0-0	1-2-0		AWAY		0-0-0		2-1-0		2-1-0		
0-0-0	0-0-0	0-0-0		NEUTRAL		0-0-0		0-0-0		0-0-0		
<hr/>												
RPI S	Opponent	Score		RPI S	Opponent	Score		RPI S	Opponent	Score		
5 H	Texas A&M	7	5	42 A	Gonzaga	3	4	51 A	Tulane	0	11	
5 H	Texas A&M	0	6	42 A	Gonzaga	7	4	51 A	Tulane	0	15	
5 H	Texas A&M	0	4	42 A	Gonzaga	4	11	51 A	Tulane	3	4	
7 H	UC Santa Barbara	6	2					75 H	UCLA	6	10	
								91 H	San Diego	8	0	
								91 H	San Diego	4	6	
								91 H	San Diego	2	7	
								99 A	Cal Poly	5	6	
								99 H	Cal Poly	12	4	
								103 A	Southern California	5	6	
								103 H	Southern California	3	2	
								105 H	CSUN	0	3	
								109 A	Loyola Marymount	9	8	
								109 A	Loyola Marymount	0	7	
								109 A	Loyola Marymount	6	0	
								132 H	Oakland	12	5	
								132 H	Oakland	3	7	
								132 H	Oakland	8	2	
								144 H	San Francisco	7	0	
								144 H	San Francisco	1	3	
								144 H	San Francisco	2	0	
								154 A	Santa Clara	7	1	
								154 A	Santa Clara	10	7	
								154 A	Santa Clara	4	5	
								212 H	Columbia	3	1	
								212 H	Columbia	12	2	
								212 H	Columbia	15	6	
								212 H	Columbia	11	3	
<hr/>												
LAST 15 GAMES												
				75 H	UCLA	6	10	154 A	Santa Clara	7	1	
				109 A	Loyola Marymount	9	8	103 A	Southern California	5	6	
				109 A	Loyola Marymount	0	7	144 H	San Francisco	1	3	
				109 A	Loyola Marymount	6	0					
				103 H	Southern California	3	2					

Non-Div. I Games:

Pepperdine

154 A Santa Clara	4	5
154 A Santa Clara	10	7

P
e
p
p
e
r
d
i
n
e

P
e
p
p
e
r
d
i
n
e

Average RPI Win:	145	WON-LOST RECORD	WINNING PCT. RANK	LAST 15 GAMES	STRENGTH OF SCHEDULE	OPP. STRENGTH OF SCHEDULE	TEAM RPI	ADJ RPI	CONF. RPI	ADJ CONF. RPI		
DIV. I ONLY		20-13-0	.60606	78	8-7-0	217	48	116	.51794	116	10	10
DIV. I NON-CONF.		16-8-0	.66667	53	4-2-0	254	14	113	.52331	113	12	12
<hr/>												
TOTALS	RPI 1-25	RPI 26-50		W-L RECORDS		RPI 51-100		RPI 101-150		RPI 150+		
20-13-0	0-0-0	1-0-0		OVERALL		3-4-0		9-2-0		7-7-0		
12-4-0	0-0-0	1-0-0		HOME		0-0-0		8-2-0		3-2-0		
8-9-0	0-0-0	0-0-0		AWAY		3-4-0		1-0-0		4-5-0		
0-0-0	0-0-0	0-0-0		NEUTRAL		0-0-0		0-0-0		0-0-0		
<hr/>												
16-8-0	0-0-0	1-0-0		NON-CONFERENCE		2-2-0		9-2-0		4-4-0		
10-3-0	0-0-0	1-0-0		HOME		0-0-0		8-2-0		1-1-0		
6-5-0	0-0-0	0-0-		AWAY		2-2-0		1-0-0		3-3-0		
0-0-0	0-0-0	0-0-0		NEUTRAL		0-0-0		0-0-0		0-0-0		
<hr/>												
4-5-0	0-0-0	0-0-0		CONFERENCE		1-2-0		0-0-0		3-3-0		
2-1-0	0-0-0	0-0-0		HOME		0-0-0		0-0-0		2-1-0		
2-4-0	0-0-0	0-0-0		AWAY		1-2-0		0-0-0		1-2-0		
0-0-0	0-0-0	0-0-0		NEUTRAL		0-0-0		0-0-0		0-0-0		
<hr/>												
RPI	S	Opponent	Score	RPI	S	Opponent	Score	RPI	S	Opponent	Score	
				32	H	Maryland	9 5	60	A	Tennessee	1 12	
								60	A	Tennessee	2 0	
								60	A	Tennessee	4 14	
								64	A	Long Beach St.	7 2	
								64	A	Long Beach St.	2 3	
								64	A	Long Beach St.	3 8	
								91	A	San Diego	9 2	
										107	H Seattle	3 2
										107	H Seattle	4 0
										107	H Seattle	8 4
										109	A Loyola Marymount	5 1
										109	H Loyola Marymount	2 7
										122	H UTSA	7 3
										122	H UTSA	2 12
										122	H UTSA	8 3
										139	H Nevada	8 7
										139	H Nevada	4 1
										139	H Nevada	6 0
										186	A San Diego St.	1 5
										186	H San Diego St.	2 4
										197	A Hawaii	14 4
										197	A Hawaii	4 8
										197	A Hawaii	5 8
										202	A San Jose St.	11 0
										202	A San Jose St.	5 8
										202	A San Jose St.	3 2
										202	A San Jose St.	3 9
										215	H UC Riverside	1 3
				LAST 15 GAMES						215	H UC Riverside	2 1
				186	A	San Diego St.	1 5	215	H	UC Riverside	1 3	
				64	A	Long Beach St.	7 2	197	A	Hawaii	14 4	
				64	A	Long Beach St.	3 8	197	A	Hawaii	5 8	
				64	A	Long Beach St.	2 3					
				263	A	CSU Bakersfield	7 6			263	H CSU Bakersfield	7 6
										263	H CSU Bakersfield	9 6

Non-Div. I Games:

UC Irvine

215 H UC Riverside	8	3
215 H UC Riverside	2	1

U
C
I
r
v
i
n
e

U
C
I
r
v
i
n
e

[illegible]

Non-Div. I Games:

Seton Hall

63	H	Rutgers	7	6
41	A	Creighton	5	4

RPI	S	Opponent	Score	
260	H	LIU Brooklyn	10	0
278	H	Iona	5	4
289	N	Savannah St.	4	3
293	H	Saint Peter's	5	4

S
e
t
o
n
H
a
l
l

S
e
t
o
n
H
a
l
l

Seton Hall

Average RPI Win: 140		WON-LOST	WINNING	LAST 15	STRENGTH OF		OPP. STRENGTH	TEAM	ADJ	CONF.	ADJ CONF.
Average RPI Loss: 95		RECORD	PCT. RANK	GAMES	SCHEDULE		OF SCHEDULE	RPI	RPI	RPI	RPI
DIV. I ONLY		15-21-0	.41667	212	6-9-0		58	92	118	.51624	118
DIV. I NON-CONF.		9-12-0	.42857	189	1-3-0		16	47	77	.54191	77
TOTALS		RPI 1-25	RPI 26-50		W-L RECORDS		RPI 51-100		RPI 101-150		RPI 150+
15-21-0	0-0-0	0-5-0		OVERALL		8-9-0		2-2-0		5-5-0	
8-6-0	0-0-0	0-1-0		HOME		3-3-0		0-0-0		5-2-0	
7-15-0	0-0-0	0-4-0		AWAY		5-6-0		2-2-0		0-3-0	
0-0-0	0-0-0	0-0-0		NEUTRAL		0-0-0		0-0-0		0-0-0	
9-12-0	0-0-0	0-2-0		NON-CONFERENCE		8-9-0		0-1-0		1-0-0	
4-4-0	0-0-0	0-1-0		HOME		3-3-0		0-0-0		1-0-0	
5-8-0	0-0-0	0-0-		AWAY		5-6-0		0-1-0		0-0-0	
0-0-0	0-0-0	0-0-0		NEUTRAL		0-0-0		0-0-0		0-0-0	
6-9-0	0-0-0	0-3-0		CONFERENCE		0-0-0		2-1-0		4-5-0	
4-2-0	0-0-0	0-0-0		HOME		0-0-0		0-0-0		4-2-0	
2-7-0	0-0-0	0-3-0		AWAY		0-0-0		2-1-0		0-3-0	
0-0-0	0-0-0	0-0-0		NEUTRAL		0-0-0		0-0-0		0-0-0	
RPI S	Opponent	Score	RPI S	Opponent	Score	RPI S	Opponent	Score	RPI S	Opponent	Score
26 A	South Ala.	0 13	26 A	South Ala.	2 12	58 A	Dallas Baptist	6 3	110 A	Arkansas	1 3
26 A	South Ala.	4 10	58 A	Dallas Baptist	3 7	126 A	UT Arlington	8 3	126 A	UT Arlington	4 8
35 A	Northwestern St.	2 11	58 A	Dallas Baptist	1 6	126 A	UT Arlington	3 2	126 A	UT Arlington	3 2
35 H	Northwestern St.	2 6	59 A	McNeese St.	2 11	163 A	Texas St.	1 6	163 A	Texas St.	5 7
			59 A	McNeese St.	12 4	163 A	Texas St.	2 3	221 H	Georgia St.	14 0
			61 A	Southeastern La.	6 5	221 H	Georgia St.	5 3	221 H	Georgia St.	3 7
			61 A	Southeastern La.	0 2	249 H	Appalachian St.	10 5	249 H	Appalachian St.	4 5
			61 A	Southeastern La.	2 8	249 H	Appalachian St.	6 2	284 H	Jackson St.	10 7
			86 H	Valparaiso	6 9						
			86 H	Valparaiso	18 9						
			88 H	Louisiana Tech	1 7						
			89 A	Western Caro.	16 10						
			89 A	Western Caro.	11 6						
			89 A	Western Caro.	7 15						
			94 H	Samford	5 2						
			94 H	Samford	2 10						
			94 H	Samford	6 4						
LAST 15 GAMES						284 H	Jackson St.	10 7			
221 H	Georgia St.	5 3	26 A	South Ala.	2 12						
221 H	Georgia St.	14 0	26 A	South Ala.	4 10						
221 H	Georgia St.	3 7									
110 A	Arkansas	1 3									
126 A	UT Arlington	4 8									

Non-Div. I Games:

La.-Monroe

126	A	UT Arlington	3	2
126	A	UT Arlington	8	3

L
a
.
-
M
o
n
r
o
e

L
a
.
-
M
o
n
r
o
e

Average RPI Win:		155	WON-LOST RECORD		WINNING PCT. RANK		LAST 15 GAMES		STRENGTH OF SCHEDULE		OPP. STRENGTH OF SCHEDULE		TEAM RPI		ADJ RPI		CONF. RPI		ADJ CONF. RPI		
DIV. I ONLY			18-20-0		.47368	163	7-8-0		57		106		119		.51606		119	7		7	
DIV. I NON-CONF.			12-17-0		.41379	201	1-5-0		68		103		159		.49628		159	7		7	
TOTALS		RPI 1-25		RPI 26-50		W-L RECORDS		RPI 51-100		RPI 101-150		RPI 150+									
18-20-0		1-5-0		0-2-0		OVERALL		4-6-0		1-3-0		12-4-0									
14-4-0		0-0-0		0-0-0		HOME		2-2-0		1-0-0		11-2-0									
4-9-0		1-4-0		0-1-0		AWAY		2-2-0		0-1-0		1-1-0									
0-7-0		0-1-0		0-1-0		NEUTRAL		0-2-0		0-2-0		0-1-0									
12-17-0		1-5-0		0-2-0		NON-CONFERENCE		0-4-0		1-3-0		10-3-0									
10-2-0		0-0-0		0-0-0		HOME		0-1-0		1-0-0		9-1-0									
2-8-0		1-4-0		0-0-		AWAY		0-1-0		0-1-0		1-1-0									
0-7-0		0-1-0		0-1-0		NEUTRAL		0-2-0		0-2-0		0-1-0									
6-3-0		0-0-0		0-0-0		CONFERENCE		4-2-0		0-0-0		2-1-0									
4-2-0		0-0-0		0-0-0		HOME		2-1-0		0-0-0		2-1-0									
2-1-0		0-0-0		0-0-0		AWAY		2-1-0		0-0-0		0-0-0									
0-0-0		0-0-0		0-0-0		NEUTRAL		0-0-0		0-0-0		0-0-0									
RPI	S	Opponent		Score		RPI	S	Opponent		Score		RPI	S	Opponent		Score					
6	N	Ole Miss		1	7	26	N	South Ala.		2	3	51	A	Tulane		7	4				
14	A	LSU		0	4	37	A	Georgia		6	7	51	A	Tulane		2	1				
14	A	LSU		5	6							51	A	Tulane		0	1				
14	A	LSU		4	12							60	A	Tennessee		1	7				
15	A	Coastal Caro.		10	7							73	H	UConn		2	4				
20	A	Kentucky		4	8							73	H	UConn		3	2				
												73	H	UConn		3	2				
												76	N	Western Ky.		2	5				
												83	H	Wright St.		5	7				
												83	N	Wright St.		1	6				
														Ohio St.		0	9				
														Ball St.		3	4				
														Ball St.		4	6				
														Miami (OH)		7	2				
														Indiana		5	0				
														Indiana		3	7				
														Xavier		3	6				
														Xavier		4	0				
														Xavier		9	2				
														Xavier		5	8				
														South Fla.		3	5				
														South Fla.		4	3				
														South Fla.		3	2				
														Canisius		7	6				
														Canisius		6	1				
														Canisius		8	7				
														Canisius		4	1				
														Northwestern		10	3				
														Northwestern		1	0				
														Northwestern		6	5				
LAST 15 GAMES																					
102	A	Ohio St.		0	9	73	H	UConn		3	2										
51	A	Tulane		7	4	73	H	UConn		3	2										
51	A	Tulane		0	1	151	H	Indiana		3	7										
51	A	Tulane		2	1																
173	N	Xavier		5	8																

Non-Div. I Games:

Cincinnati

83 N Wright St.	1	6
73 H UConn	2	4

C
i
n
c
i
n
n
a
t
i

C
i
n
c
i
n
n
a
t
i

Average RPI Win:		151	WON-LOST RECORD		WINNING PCT. RANK	LAST 15 GAMES		STRENGTH OF SCHEDULE		OPP. STRENGTH OF SCHEDULE	TEAM RPI	ADJ RPI	CONF. RPI	ADJ CONF. RPI			
Average RPI Loss:		96															
DIV. I ONLY			22-15-0		.59459	85	8-7-0		186		21	120	.51545	120	9	9	
DIV. I NON-CONF.			13-6-0		.68421	49	4-1-0		240		6	111	.52519	111	10	10	
TOTALS		RPI 1-25		RPI 26-50		W-L RECORDS		RPI 51-100		RPI 101-150		RPI 150+					
22-15-0		1-2-0		3-4-0		OVERALL		3-2-0		4-2-0		11-5-0					
12-10-0		1-2-0		1-1-0		HOME		2-2-0		0-0-0		8-5-0					
10-5-0		0-0-0		2-3-0		AWAY		1-0-0		4-2-0		3-0-0					
0-0-0		0-0-0		0-0-0		NEUTRAL		0-0-0		0-0-0		0-0-0					
13-6-0		0-0-0		3-4-0		NON-CONFERENCE		2-0-0		0-0-0		8-2-0					
10-3-0		0-0-0		1-1-0		HOME		1-0-0		0-0-0		8-2-0					
3-3-0		0-0-0		2-0-		AWAY		1-0-0		0-0-0		0-0-0					
0-0-0		0-0-0		0-0-0		NEUTRAL		0-0-0		0-0-0		0-0-0					
9-9-0		1-2-0		0-0-0		CONFERENCE		1-2-0		4-2-0		3-3-0					
2-7-0		1-2-0		0-0-0		HOME		1-2-0		0-0-0		0-3-0					
7-2-0		0-0-0		0-0-0		AWAY		0-0-0		4-2-0		3-0-0					
0-0-0		0-0-0		0-0-0		NEUTRAL		0-0-0		0-0-0		0-0-0					
RPI	S	Opponent		Score		RPI	S	Opponent		Score		RPI	S	Opponent		Score	
12	H	La.-Lafayette		2 6		30	A	Georgia Tech		1 6		71	H	Troy		7 0	
12	H	La.-Lafayette		9 13		30	H	Georgia Tech		5 6		71	H	Troy		4 8	
12	H	La.-Lafayette		3 2		31	A	Col. of Charleston		13 10		71	H	Troy		1 2	
						31	H	Col. of Charleston		10 6		98	A	Mercer		11 10	
						37	A	Georgia		5 3		98	H	Mercer		8 5	
						37	A	Georgia		1 4							
						37	A	Georgia		1 5							

Non-Div. I Games:

Ga. Southern

12 H La.-Lafayette	9	13
12 H La.-Lafayette	3	2

G
a
.
S
o
u
t
h
e
r
n

G
a
.
S
o
u
t
h
e
r
n

Average RPI Win:	153	WON-LOST RECORD	WINNING PCT. RANK	LAST 15 GAMES	STRENGTH OF SCHEDULE	OPP. STRENGTH OF SCHEDULE	TEAM RPI	ADJ RPI	CONF. RPI	ADJ CONF. RPI					
DIV. I ONLY		18-17-0	.51429	139	9-6-0	96	180	121	.5143	121	9	9			
DIV. I NON-CONF.		7-10-0	.41176	202	0-3-0	161	279	241	.4489	240	10	10			
<hr/>															
TOTALS	RPI 1-25	RPI 26-50		W-L RECORDS		RPI 51-100		RPI 101-150		RPI 150+					
18-17-0	2-1-0	0-3-0		OVERALL		5-6-0		0-0-0		11-7-0					
11-7-0	0-0-0	0-0-0		HOME		4-3-0		0-0-0		7-4-0					
7-10-0	2-1-0	0-3-0		AWAY		1-3-0		0-0-0		4-3-0					
0-0-0	0-0-0	0-0-0		NEUTRAL		0-0-0		0-0-0		0-0-0					
7-10-0	0-0-0	0-0-0		NON-CONFERENCE		2-6-0		0-0-0		5-4-0					
6-6-0	0-0-0	0-0-0		HOME		1-3-0		0-0-0		5-3-0					
1-4-0	0-0-0	0-0-		AWAY		1-3-0		0-0-0		0-1-0					
0-0-0	0-0-0	0-0-0		NEUTRAL		0-0-0		0-0-0		0-0-0					
11-7-0	2-1-0	0-3-0		CONFERENCE		3-0-0		0-0-0		6-3-0					
5-1-0	0-0-0	0-0-0		HOME		3-0-0		0-0-0		2-1-0					
6-6-0	2-1-0	0-3-0		AWAY		0-0-0		0-0-0		4-2-0					
0-0-0	0-0-0	0-0-0		NEUTRAL		0-0-0		0-0-0		0-0-0					
RPI	S	Opponent	Score	RPI	S	Opponent	Score	RPI	S	Opponent	Score				
12	A	La.-Lafayette	4 15	26	A	South Ala.	3 13	68	A	Oral Roberts	3 4	161	A	Central Ark.	1 6
12	A	La.-Lafayette	7 1	26	A	South Ala.	6 10	68	A	Oral Roberts	2 3	161	H	Central Ark.	6 5
12	A	La.-Lafayette	10 5	26	A	South Ala.	5 7	68	A	Oral Roberts	9 8	163	A	Texas St.	8 7
								68	A	Oral Roberts	5 14	163	A	Texas St.	10 2
								71	H	Troy	11 8	163	A	Texas St.	7 6
								71	H	Troy	10 9	190	H	Kansas	4 2
								71	H	Troy	4 3	221	H	Georgia St.	15 2
								88	H	Louisiana Tech	4 7	221	H	Georgia St.	5 7
								92	H	Indiana St.	6 5	221	H	Georgia St.	9 7
								92	H	Indiana St.	2 7	248	H	IPFW	6 9
								96	H	Oklahoma	2 5	248	H	IPFW	8 6
												248	H	IPFW	7 9
												248	H	IPFW	2 4
												249	A	Appalachian St.	7 8
												249	A	Appalachian St.	9 3
												249	A	Appalachian St.	7 8
												279	H	Ark.-Pine Bluff	7 2
												300	H	Mississippi Val.	20 3
				LAST 15 GAMES											
				163	A	Texas St.	7 6	88	H	Louisiana Tech	4 7				
				163	A	Texas St.	10 2	249	A	Appalachian St.	7 8				
				163	A	Texas St.	8 7	249	A	Appalachian St.	7 8				
				161	A	Central Ark.	1 6								
				221	H	Georgia St.	9 7								

Non-Div. I Games:

Little Rock

221 H Georgia St.	15	2
221 H Georgia St.	5	7

L
i
t
t
l
e
R
o
c
k

L
i
t
t
l
e
R
o
c
k

Average RPI Win:	94	WON-LOST RECORD	WINNING PCT. RANK	LAST 15 GAMES	STRENGTH OF SCHEDULE	OPP. STRENGTH OF SCHEDULE	TEAM RPI	ADJ RPI	CONF. RPI	ADJ CONF. RPI				
DIV. I ONLY		14-21-0	.4	220	4-11-0	28	73	122	.51384	122	4	4		
DIV. I NON-CONF.		9-11-0	.45	177	0-3-0	48	106	126	.51435	126	4	4		
<hr/>														
TOTALS	RPI 1-25	RPI 26-50		W-L RECORDS		RPI 51-100		RPI 101-150		RPI 150+				
14-21-0	1-5-0	0-3-0		OVERALL		8-3-0		2-6-0		3-4-0				
8-12-0	1-2-0	0-3-0		HOME		4-2-0		1-2-0		2-3-0				
6-9-0	0-3-0	0-0-0		AWAY		4-1-0		1-4-0		1-1-0				
0-0-0	0-0-0	0-0-0		NEUTRAL		0-0-0		0-0-0		0-0-0				
9-11-0	0-0-0	0-3-0		NON-CONFERENCE		6-2-0		1-4-0		2-2-0				
5-6-0	0-0-0	0-3-0		HOME		4-2-0		0-0-0		1-1-0				
4-5-0	0-0-0	0-0-		AWAY		2-0-0		1-4-0		1-1-0				
0-0-0	0-0-0	0-0-0		NEUTRAL		0-0-0		0-0-0		0-0-0				
5-10-0	1-5-0	0-0-0		CONFERENCE		2-1-0		1-2-0		1-2-0				
3-6-0	1-2-0	0-0-0		HOME		0-0-0		1-2-0		1-2-0				
2-4-0	0-3-0	0-0-0		AWAY		2-1-0		0-0-0		0-0-0				
0-0-0	0-0-0	0-0-0		NEUTRAL		0-0-0		0-0-0		0-0-0				
<hr/>														
RPI	S	Opponent	Score		RPI	S	Opponent	Score		RPI	S	Opponent	Score	
18	H	Rice	4	9	42	H	Gonzaga	1	3	52	A	Old Dominion	3	0
18	H	Rice	6	1	42	H	Gonzaga	4	12	52	A	Old Dominion	2	5
18	H	Rice	0	1	42	H	Gonzaga	3	12	52	A	Old Dominion	7	2
21	A	Southern Miss.	5	6						59	H	McNeese St.	13	8
21	A	Southern Miss.	2	11						59	H	McNeese St.	11	5
21	A	Southern Miss.	2	13						59	H	McNeese St.	8	11
										66	A	Houston	3	2
										73	H	UConn	2	1
										73	H	UConn	6	9
										73	H	UConn	6	5
										85	A	Sam Houston St.	8	5
													</	

Non-Div. I Games:

UTSA

101 H Marshall	5	4
101 H Marshall	3	8

U
T
S
A

U
T
S
A

Average RPI Win: 191		WON-LOST	WINNING	LAST 15	STRENGTH OF		OPP. STRENGTH	TEAM	ADJ		CONF.	ADJ CONF.			
Average RPI Loss: 129		RECORD	PCT. RANK	GAMES	SCHEDULE		OF SCHEDULE	RPI	RPI		RPI	RPI			
DIV. I ONLY		19-14-0	.57576	96	11-4-0		184	148	123	.51221	123	12	12		
DIV. I NON-CONF.		15-12-0	.55556	117	7-2-0		189	185	119	.51811	119	14	14		
TOTALS		RPI 1-25	RPI 26-50		W-L RECORDS		RPI 51-100		RPI 101-150		RPI 150+				
19-14-0		0-0-0	0-3-0		OVERALL		3-1-0		2-5-0		14-5-0				
11-3-0		0-0-0	0-0-0		HOME		3-0-0		2-1-0		6-2-0				
6-9-0		0-0-0	0-3-0		AWAY		0-1-0		0-3-0		6-2-0				
2-2-0		0-0-0	0-0-0		NEUTRAL		0-0-0		0-1-0		2-1-0				
15-12-0		0-0-0	0-3-0		NON-CONFERENCE		3-1-0		0-4-0		12-4-0				
7-1-0		0-0-0	0-0-0		HOME		3-0-0		0-0-0		4-1-0				
6-9-0		0-0-0	0-0-		AWAY		0-1-0		0-3-0		6-2-0				
2-2-0		0-0-0	0-0-0		NEUTRAL		0-0-0		0-1-0		2-1-0				
4-2-0		0-0-0	0-0-0		CONFERENCE		0-0-0		2-1-0		2-1-0				
4-2-0		0-0-0	0-0-0		HOME		0-0-0		2-1-0		2-1-0				
0-0-0		0-0-0	0-0-0		AWAY		0-0-0		0-0-0		0-0-0				
0-0-0		0-0-0	0-0-0		NEUTRAL		0-0-0		0-0-0		0-0-0				
RPI	S	Opponent	Score	RPI	S	Opponent	Score	RPI	S	Opponent	Score	RPI	S	Opponent	Score
				26	A	South Ala.	0 11	76	A	Western Ky.	5 6	104	N	Kent St.	3 6
				26	A	South Ala.	5 18	90	H	FGCU	13 7	133	A	Liberty	2 5
				26	A	South Ala.	4 5	90	H	FGCU	1 0	133	A	Liberty	3 5
								90	H	FGCU	5 1	134	H	Bradley	3 4
												134	H	Bradley	2 0
												134	H	Bradley	7 6
												135	A	Wofford	5 7
												151	H	Indiana	6 7
												162	N	Monmouth	15 3
												178	H	Wichita St.	7 2
												178	H	Wichita St.	11 1
												178	H	Wichita St.	5 6
												216	A	Eastern Ky.	10 2
												216	A	Eastern Ky.	5 6
												216	A	Eastern Ky.	4 0
												222	A	Belmont	13 7
												225	N	Central Conn. St.	5 9
												225	N	Central Conn. St.	5 0
												232	A	USC Upstate	5 2
												233	H	Northern Ill.	5 2
												233	H	Northern Ill.	11 10
												233	H	Northern Ill.	8 6
												236	A	SIUE	10 11
												236	H	SIUE	13 2
												241	A	Murray St.	2 1
												277	A	UT Martin	29 9
				LAST 15 GAMES											
				134	H	Bradley	2 0	76	A	Western Ky.	5 6	236	A	SIUE	10 11
				134	H	Bradley	3 4	90	H	FGCU	13 7	236	H	SIUE	13 2
				134	H	Bradley	7 6	90	H	FGCU	5 1	241	A	Murray St.	2 1
				241	A	Murray St.	2 1					277	A	UT Martin	29 9
				178	H	Wichita St.	11 1								

Non-Div. I Games: Southern Ind. 2 1

Evansville

178 H Wichita St.	7	2
178 H Wichita St.	5	6

E
v
a
n
s
v
i
l
l
e

E
v
a
n
s
v
i
l
l
e

Average RPI Win: 223		WON-LOST RECORD		WINNING PCT. RANK		LAST 15 GAMES		STRENGTH OF SCHEDULE		OPP. STRENGTH OF SCHEDULE		TEAM RPI		ADJ RPI		CONF. RPI		ADJ CONF. RPI	
DIV. I ONLY		18-14-0		.5625 106		10-5-0		168		218		124		.51217 124		26		26	
DIV. I NON-CONF.		12-11-0		.52174 135		5-2-0		175		209		142		.50252 142		27		27	
TOTALS		RPI 1-25		RPI 26-50		W-L RECORDS		RPI 51-100		RPI 101-150		RPI 150+							
18-14-0		0-2-0		0-2-0		OVERALL		0-2-0		0-0-0		18-8-0							
4-6-0		0-0-0		0-0-0		HOME		0-1-0		0-0-0		4-5-0							
10-6-0		0-2-0		0-0-0		AWAY		0-1-0		0-0-0		10-3-0							
4-2-0		0-0-0		0-2-0		NEUTRAL		0-0-0		0-0-0		4-0-0							
12-11-0		0-2-0		0-2-0		NON-CONFERENCE		0-2-0		0-0-0		12-5-0							
3-4-0		0-0-0		0-0-0		HOME		0-1-0		0-0-0		3-3-0							
5-5-0		0-2-0		0-0-		AWAY		0-1-0		0-0-0		5-2-0							
4-2-0		0-0-0		0-2-0		NEUTRAL		0-0-0		0-0-0		4-0-0							
6-3-0		0-0-0		0-0-0		CONFERENCE		0-0-0		0-0-0		6-3-0							
1-2-0		0-0-0		0-0-0		HOME		0-0-0		0-0-0		1-2-0							
5-1-0		0-0-0		0-0-0		AWAY		0-0-0		0-0-0		5-1-0							
0-0-0		0-0-0		0-0-0		NEUTRAL		0-0-0		0-0-0		0-0-0							
RPI S	Opponent	Score		RPI S	Opponent	Score		RPI S	Opponent	Score		RPI S	Opponent	Score					
23 A	Fla. Atlantic	1	4	27 N	Michigan	1	5	63 A	Rutgers	1	11	153 N	Utah Valley	6	5				
23 A	Fla. Atlantic	0	1	49 N	Michigan St.	7	8	63 H	Rutgers	4	6	154 A	Santa Clara	11	9				
												162 A	Monmouth	7	3				
												164 A	Delaware	9	4				
												165 H	Sacred Heart	5	6				
												180 H	Davidson	10	1				
												180 H	Davidson	0	3				
												180 H	Davidson	7	8				
												181 A	South Fla.	3	13				
												181 A	South Fla.	3	7				
												181 A	South Fla.	8	7				
												194 H	Canisius	1	2				
												194 H	Canisius	3	4				
												195 A	Richmond	6	5				
												195 A	Richmond	2	4				
												195 A	Richmond	7	3				
												240 A	Lafayette	9	4				
												249 H	Bucknell	6	5				
												262 H	Villanova	8	3				
												262 H	Villanova	8	0				
												265 N	Central Mich.	5	2				
												266 N	Western Mich.	17	8				
												270 N	UC Davis	10	8				
												272 A	Massachusetts	3	1				
												272 A	Massachusetts	6	1				
												272 A	Massachusetts	17	7				
				LAST 15 GAMES															
				164 A	Delaware	9	4	262 H	Villanova	8	0								
				272 A	Massachusetts	17	7	180 H	Davidson	10	1								
				272 A	Massachusetts	6	1	180 H	Davidson	7	8								
				272 A	Massachusetts	3	1												
				162 A	Monmouth	7	3												

Non-Div. I Games:

Saint Joseph's

63	H	Rutgers	4	6
63	A	Rutgers	1	11

S
a
i
n
t
J
o
s
e
p
h
'
s

S
a
i
n
t
J
o
s
e
p
h
'
s

Average RPI Win: 149		WON-LOST	WINNING	LAST 15	STRENGTH OF		OPP. STRENGTH	TEAM	ADJ	CONF.	ADJ CONF.
Average RPI Loss: 118		RECORD	PCT. RANK	GAMES	SCHEDULE		OF SCHEDULE	RPI	RPI	RPI	RPI
DIV. I ONLY		17-20-0	.45946	177	6-9-0		123	99	125	.51166	125
DIV. I NON-CONF.		10-8-0	.55556	117	1-2-0		56	140	55	.55487	55
TOTALS		RPI 1-25	RPI 26-50		W-L RECORDS		RPI 51-100		RPI 101-150		RPI 150+
17-20-0	0-1-0	2-3-0		OVERALL		2-4-0		2-3-0		11-9-0	
8-4-0	0-0-0	0-0-0		HOME		1-2-0		0-1-0		7-1-0	
8-15-0	0-1-0	1-2-0		AWAY		1-2-0		2-2-0		4-8-0	
1-1-0	0-0-0	1-1-0		NEUTRAL		0-0-0		0-0-0		0-0-0	
10-8-0	0-1-0	1-1-0		NON-CONFERENCE		0-0-0		2-3-0		7-3-0	
4-1-0	0-0-0	0-0-0		HOME		0-0-0		0-1-0		4-0-0	
5-6-0	0-1-0	0-0-		AWAY		0-0-0		2-2-0		3-3-0	
1-1-0	0-0-0	1-1-0		NEUTRAL		0-0-0		0-0-0		0-0-0	
7-12-0	0-0-0	1-2-0		CONFERENCE		2-4-0		0-0-0		4-6-0	
4-3-0	0-0-0	0-0-0		HOME		1-2-0		0-0-0		3-1-0	
3-9-0	0-0-0	1-2-0		AWAY		1-2-0		0-0-0		1-5-0	
0-0-0	0-0-0	0-0-0		NEUTRAL		0-0-0		0-0-0		0-0-0	
RPI S	Opponent	Score		RPI S	Opponent	Score		RPI S	Opponent	Score	
5 A	Texas A&M	1	21	28 N	Oklahoma St.	2	8	57 H	New Orleans	11	19
				28 N	Oklahoma St.	5	4	57 H	New Orleans	4	5
				35 A	Northwestern St.	3	10	57 H	New Orleans	16	6
				35 A	Northwestern St.	2	4	85 A	Sam Houston St.	3	7
				35 A	Northwestern St.	4	1	85 A	Sam Houston St.	6	8
								85 A	Sam Houston St.	8	4
				LAST 15 GAMES							
				178 A	Houston Baptist	15	3	228 H	A&M-Corpus Christi	7	6
				178 A	Houston Baptist	1	12	228 H	A&M-Corpus Christi	9	11
				178 A	Houston Baptist	2	6	228 H	A&M-Corpus Christi	3	2
				85 A	Sam Houston St.	8	4				
				85 A	Sam Houston St.	6	8				
								126 A	UT Arlington	7	13
								126 A	UT Arlington	12	1
								126 H	UT Arlington	5	13
								148 A	Kansas St.	5	11
								148 A	Kansas St.	6	5
								152 A	New Mexico St.	14	7
								152 A	New Mexico St.	8	2
								152 A	New Mexico St.	5	4
								152 A	New Mexico St.	6	7
								161 A	Central Ark.	4	5
								161 A	Central Ark.	2	3
								161 A	Central Ark.	7	9
								165 H	Sacred Heart	7	5
								165 H	Sacred Heart	13	11
								165 H	Sacred Heart	15	1
								178 A	Wichita St.	4	12
								178 A	Houston Baptist	2	6
								178 A	Houston Baptist	1	12
								178 A	Wichita St.	2	10
								178 A	Houston Baptist	15	3
								178 H	Houston Baptist	8	7
								228 H	A&M-Corpus Christi	7	6
								228 H	A&M-Corpus Christi	9	11
								228 H	A&M-Corpus Christi	3	2
								287 H	Texas Southern	17	3

Non-Div. I Games:

SFA

85	A	Sam Houston St.	3	7
287	H	Texas Southern	17	3

S
F
A

S
F
A

Average RPI Win:		161	WON-LOST RECORD		WINNING PCT. RANK	LAST 15 GAMES		STRENGTH OF SCHEDULE		OPP. STRENGTH OF SCHEDULE	TEAM RPI	ADJ RPI	CONF. RPI	ADJ CONF. RPI			
Average RPI Loss:		87															
DIV. I ONLY			20-18-0		.52632	130		108		91	126	.5114	126	9	9		
DIV. I NON-CONF.			14-9-0		.6087	83		107		77	90	.53346	90	10	10		
TOTALS		RPI 1-25		RPI 26-50		W-L RECORDS		RPI 51-100		RPI 101-150		RPI 150+					
20-18-0		1-3-0		1-4-0		OVERALL		1-3-0		8-6-0		9-2-0					
14-10-0		0-2-0		1-1-0		HOME		0-0-0		6-6-0		7-1-0					
6-8-0		1-1-0		0-3-0		AWAY		1-3-0		2-0-0		2-1-0					
0-0-0		0-0-0		0-0-0		NEUTRAL		0-0-0		0-0-0		0-0-0					
14-9-0		1-3-0		1-1-0		NON-CONFERENCE		1-3-0		4-1-0		7-1-0					
10-5-0		0-2-0		1-1-0		HOME		0-0-0		2-1-0		7-1-0					
4-4-0		1-1-0		0-0-		AWAY		1-3-0		2-0-0		0-0-0					
0-0-0		0-0-0		0-0-0		NEUTRAL		0-0-0		0-0-0		0-0-0					
6-9-0		0-0-0		0-3-0		CONFERENCE		0-0-0		4-5-0		2-1-0					
4-5-0		0-0-0		0-0-0		HOME		0-0-0		4-5-0		0-0-0					
2-4-0		0-0-0		0-3-0		AWAY		0-0-0		0-0-0		2-1-0					
0-0-0		0-0-0		0-0-0		NEUTRAL		0-0-0		0-0-0		0-0-0					
RPI	S	Opponent		Score		RPI	S	Opponent		Score		RPI	S	Opponent		Score	
10	H	Texas Tech		4	6	26	A	South Ala.		3	4	58	A	Dallas Baptist		2	13
22	A	TCU		4	3	26	A	South Ala.		3	4	88	A	Louisiana Tech		5	4
22	A	TCU		1	5	26	A	South Ala.		4	6	88	A	Louisiana Tech		3	8
22	H	TCU		4	17	28	H	Oklahoma St.		3	5	88	A	Louisiana Tech		8	12
						28	H	Oklahoma St.		3	2						
						LAST 15 GAMES											
						58	A	Dallas Baptist		2	13	118	H	La.-Monroe		3	8
						120	H	Ga. Southern		6	10	22	A	TCU		4	3
						120	H	Ga. Southern		0	6	221	A	Georgia St.		7	8
						120	H	Ga. Southern		4	0						
						178	H	Houston Baptist		10	0						

Non-Div. I Games:

UT Arlington

118 H La.-Monroe	8	4
118 H La.-Monroe	2	3

U
T
A
r
l
i
n
g
t
o
n

U
T
A
r
l
i
n
g
t
o
n

UAB				Through Games Of April 19, 2016															
Average RPI Win: 122		WON-LOST RECORD		WINNING PCT. RANK		LAST 15 GAMES		STRENGTH OF SCHEDULE		OPP. STRENGTH OF SCHEDULE		TEAM RPI		ADJ RPI		CONF. RPI		ADJ CONF. RPI	
DIV. I ONLY		14-22-0		.38889 226		5-10-0		11		87		127		.51139 127		4		4	
DIV. I NON-CONF.		8-13-0		.38095 214		1-2-0		55		107		182		.47968 182		4		4	
TOTALS		RPI 1-25		RPI 26-50		W-L RECORDS		RPI 51-100		RPI 101-150		RPI 150+							
14-22-0		3-8-0		1-4-0		OVERALL		4-6-0		1-2-0		5-2-0							
13-10-0		2-3-0		1-0-0		HOME		4-3-0		1-2-0		5-2-0							
1-12-0		1-5-0		0-4-0		AWAY		0-3-0		0-0-0		0-0-0							
0-0-0		0-0-0		0-0-0		NEUTRAL		0-0-0		0-0-0		0-0-0							
8-13-0		0-2-0		1-4-0		NON-CONFERENCE		1-3-0		1-2-0		5-2-0							
8-6-0		0-2-0		1-0-0		HOME		1-0-0		1-2-0		5-2-0							
0-7-0		0-0-0		0-0-		AWAY		0-3-0		0-0-0		0-0-0							
0-0-0		0-0-0		0-0-0		NEUTRAL		0-0-0		0-0-0		0-0-0							
6-9-0		3-6-0		0-0-0		CONFERENCE		3-3-0		0-0-0		0-0-0							
5-4-0		2-1-0		0-0-0		HOME		3-3-0		0-0-0		0-0-0							
1-5-0		1-5-0		0-0-0		AWAY		0-0-0		0-0-0		0-0-0							
0-0-0		0-0-0		0-0-0		NEUTRAL		0-0-0		0-0-0		0-0-0							
RPI	S	Opponent		Score		RPI	S	Opponent		Score		RPI	S	Opponent		Score			
6	H	Ole Miss		1	8	41	A	Creighton		1	2	70	A	Jacksonville St.		10	11		
6	H	Ole Miss		1	5	41	A	Creighton		1	3	71	A	Troy		1	2		
18	A	Rice		3	7	41	A	Creighton		3	4	71	H	Troy		7	0		
18	A	Rice		0	3	45	A	Alabama		6	7	76	H	Western Ky.		1	2		
18	A	Rice		6	2	45	H	Alabama		8	0	76	H	Western Ky.		2	0		
21	H	Southern Miss.		0	11							76	H	Western Ky.		5	6		
21	H	Southern Miss.		5	3							88	H	Louisiana Tech		4	5		
21	H	Southern Miss.		8	7							88	H	Louisiana Tech		7	0		
23	A	Fla. Atlantic		0	5							88	H	Louisiana Tech		10	8		
23	A	Fla. Atlantic		3	5							94	A	Samford		2	13		
23	A	Fla. Atlantic		3	7														
LAST 15 GAMES																			
21	H	Southern Miss.		0	11	70	A	Jacksonville St.		10	11								
21	H	Southern Miss.		8	7	76	H	Western Ky.		5	6								
21	H	Southern Miss.		5	3	76	H	Western Ky.		1	2								
45	A	Alabama		6	7														
18	A	Rice		0	3														

Non-Div. I Games:

UAB

18 A Rice	6	2
18 A Rice	3	7

U
A
B

U
A
B

Average RPI Win:	158	WON-LOST RECORD	WINNING PCT. RANK	LAST 15 GAMES	STRENGTH OF SCHEDULE	OPP. STRENGTH OF SCHEDULE	TEAM RPI	ADJ RPI	CONF. RPI	ADJ CONF. RPI		
DIV. I ONLY		21-16-1	.56579	104	7-8-0	100	168	127	.51139	127	12	12
DIV. I NON-CONF.		19-12-1	.60938	82	5-4-0	156	181	137	.50704	137	14	14
<hr/>												
TOTALS	RPI 1-25	RPI 26-50		W-L RECORDS		RPI 51-100		RPI 101-150		RPI 150+		
21-16-1	0-0-0	0-0-0		OVERALL		10-10-0		0-2-0		11-4-1		
18-9-1	0-0-0	0-0-0		HOME		8-5-0		0-1-0		10-3-1		
3-7-0	0-0-0	0-0-0		AWAY		2-5-0		0-1-0		1-1-0		
0-0-0	0-0-0	0-0-0		NEUTRAL		0-0-0		0-0-0		0-0-0		
19-12-1	0-0-0	0-0-0		NON-CONFERENCE		8-6-0		0-2-0		11-4-1		
17-7-1	0-0-0	0-0-0		HOME		7-3-0		0-1-0		10-3-1		
2-5-0	0-0-0	0-0-		AWAY		1-3-0		0-1-0		1-1-0		
0-0-0	0-0-0	0-0-0		NEUTRAL		0-0-0		0-0-0		0-0-0		
2-4-0	0-0-0	0-0-0		CONFERENCE		2-4-0		0-0-0		0-0-0		
1-2-0	0-0-0	0-0-0		HOME		1-2-0		0-0-0		0-0-0		
1-2-0	0-0-0	0-0-0		AWAY		1-2-0		0-0-0		0-0-0		
0-0-0	0-0-0	0-0-0		NEUTRAL		0-0-0		0-0-0		0-0-0		
RPI	S	Opponent	Score	RPI	S	Opponent	Score	RPI	S	Opponent	Score	
						55 H Southeast Mo. St.	6 5	129 A Arkansas St.		0 1		
						58 A Dallas Baptist	2 5	129 H Arkansas St.		1 7		
						58 A Dallas Baptist	7 0	157 H St. John's (NY)		2 2		
						58 A Dallas Baptist	4 7	157 H St. John's (NY)		1 4		
						59 A McNeese St.	4 8	157 H St. John's (NY)		6 3		
						59 A McNeese St.	2 5	210 H Memphis		4 7		
						59 A McNeese St.	2 1	210 H Memphis		5 3		
						67 A Austin Peay	6 13	210 H Memphis		11 5		
						67 H Austin Peay	10 16	222 A Belmont		8 4		
						70 H Jacksonville St.	3 2	222 H Belmont		11 1		
						70 H Jacksonville St.	13 3	233 H Northern Ill.		0 1		
						70 H Jacksonville St.	5 9	233 H Northern Ill.		5 2		
						92 H Indiana St.	7 6	241 A Murray St.		3 7		
						92 H Indiana St.	0 3	241 H Murray St.		5 4		
						92 H Indiana St.	1 5	261 H Western Ill.		9 0		
						93 H Iowa	6 1	261 H Western Ill.		4 1		
						93 H Iowa	5 7	261 H Western Ill.		9 0		
						93 H Iowa	2 1	269 H Eastern Ill.		10 2		
						95 H Illinois	3 2					
						95 H Illinois	1 0					
<hr/>												
LAST 15 GAMES												
						129 H Arkansas St.	1 7	92 H Indiana St.		7 6		
						58 A Dallas Baptist	7 0	241 A Murray St.		3 7		
						58 A Dallas Baptist	4 7	222 H Belmont		11 1		
						58 A Dallas Baptist	2 5					
						269 H Eastern Ill.	10 2					

Non-Div. I Games:

Southern Ill.

92 H Indiana St.	1	5
92 H Indiana St.	0	3

S
o
u
t
h
e
r
n
I
l
l
.

S
o
u
t
h
e
r
n
I
l
l
.

Average RPI Win: 150		WON-LOST	WINNING	LAST 15	STRENGTH OF		OPP. STRENGTH	TEAM	ADJ	CONF.	ADJ CONF.
Average RPI Loss: 92		RECORD	PCT. RANK	GAMES	SCHEDULE		OF SCHEDULE	RPI	RPI	RPI	RPI
DIV. I ONLY		15-21-0	.41667	212	4-10-0		51	116	129	.51124	129
DIV. I NON-CONF.		10-8-0	.55556	117	2-2-0		94	164	89	.53375	89
TOTALS		RPI 1-25	RPI 26-50		W-L RECORDS		RPI 51-100		RPI 101-150		RPI 150+
15-21-0		1-3-0	0-3-0		OVERALL		1-6-0		9-6-0		4-3-0
7-8-0		1-2-0	0-0-0		HOME		1-3-0		5-3-0		0-0-0
6-11-0		0-1-0	0-3-0		AWAY		0-2-0		4-3-0		2-2-0
2-2-0		0-0-0	0-0-0		NEUTRAL		0-1-0		0-0-0		2-1-0
10-8-0		0-1-0	0-0-0		NON-CONFERENCE		0-4-0		7-2-0		3-1-0
4-2-0		0-0-0	0-0-0		HOME		0-1-0		4-1-0		0-0-0
4-4-0		0-1-0	0-0-		AWAY		0-2-0		3-1-0		1-0-0
2-2-0		0-0-0	0-0-0		NEUTRAL		0-1-0		0-0-0		2-1-0
5-13-0		1-2-0	0-3-0		CONFERENCE		1-2-0		2-4-0		1-2-0
3-6-0		1-2-0	0-0-0		HOME		1-2-0		1-2-0		0-0-0
2-7-0		0-0-0	0-3-0		AWAY		0-0-0		1-2-0		1-2-0
0-0-0		0-0-0	0-0-0		NEUTRAL		0-0-0		0-0-0		0-0-0
RPI S	Opponent	Score	RPI S	Opponent	Score	RPI S	Opponent	Score	RPI S	Opponent	Score
6 A	Ole Miss	3 4	26 A	South Ala.	2 3	55 A	Southeast Mo. St.	2 4	120 H	Ga. Southern	7 9
12 H	La.-Lafayette	2 5	26 A	South Ala.	7 12	55 H	Southeast Mo. St.	8 13	120 H	Ga. Southern	6 5
12 H	La.-Lafayette	1 6	26 A	South Ala.	2 8	71 H	Troy	1 8	120 H	Ga. Southern	3 8
12 H	La.-Lafayette	7 6				71 H	Troy	1 11	126 A	UT Arlington	0 2
						71 H	Troy	4 3	126 A	UT Arlington	8 11
						84 A	Missouri St.	11 15	126 A	UT Arlington	4 0
						97 N	Morehead St.	1 2	127 A	UAB	5 2
									127 A	Southern Ill.	7 1
									127 A	UAB	14 5
									127 A	UAB	0 5
									127 H	Southern Ill.	1 0
									142 H	Milwaukee	13 3
									142 H	Milwaukee	7 4
									142 H	Milwaukee	2 9
									142 H	Milwaukee	8 1
									198 N	Omaha	3 4
									210 A	Memphis	11 5
									221 A	Georgia St.	6 14
									221 A	Georgia St.	11 1
									221 A	Georgia St.	4 5
									275 N	Saint Louis	5 4
									275 N	Saint Louis	9 2
LAST 15 GAMES											
127 A	Southern Ill.	7 1	26 A	South Ala.	2 8	55 A	Southeast Mo. St.	2 4			
71 H	Troy	1 8				12 H	La.-Lafayette	1 6			
71 H	Troy	4 3									
71 H	Troy	1 11									
55 H	Southeast Mo. St.	8 13									

Non-Div. I Games:

Arkansas St.

26 A South Ala.	2	3
26 A South Ala.	7	12

A
r
k
a
n
s
a
s
s
t
.

A
r
k
a
n
s
a
s
s
t
.

Average RPI Win:	117	WON-LOST	WINNING	LAST 15	STRENGTH OF	OPP. STRENGTH	TEAM	ADJ	CONF.	ADJ CONF.		
Average RPI Loss:	76	RECORD	PCT. RANK	GAMES	SCHEDULE	OF SCHEDULE	RPI	RPI	RPI	RPI		
DIV. I ONLY		17-20-0	.45946	177	7-8-0	53	40	130	.51075	130	5	5
DIV. I NON-CONF.		10-15-0	.4	204	1-3-0	40	34	163	.4947	163	5	5
<hr/>												
TOTALS	RPI 1-25	RPI 26-50		W-L RECORDS		RPI 51-100		RPI 101-150		RPI 150+		
17-20-0	2-6-0	0-1-0		OVERALL		6-9-0		5-2-0		4-2-0		
12-13-0	2-5-0	0-1-0		HOME		4-4-0		3-1-0		3-2-0		
5-6-0	0-1-0	0-0-0		AWAY		2-4-0		2-1-0		1-0-0		
0-1-0	0-0-0	0-0-0		NEUTRAL		0-1-0		0-0-0		0-0-0		
10-15-0	0-5-0	0-1-0		NON-CONFERENCE		5-7-0		3-1-0		2-1-0		
8-11-0	0-4-0	0-1-0		HOME		4-4-0		3-1-0		1-1-0		
2-3-0	0-1-0	0-0-		AWAY		1-2-0		0-0-0		1-0-0		
0-1-0	0-0-0	0-0-0		NEUTRAL		0-1-0		0-0-0		0-0-0		
7-5-0	2-1-0	0-0-0		CONFERENCE		1-2-0		2-1-0		2-1-0		
4-2-0	2-1-0	0-0-0		HOME		0-0-0		0-0-0		2-1-0		
3-3-0	0-0-0	0-0-0		AWAY		1-2-0		2-1-0		0-0-0		
0-0-0	0-0-0	0-0-0		NEUTRAL		0-0-0		0-0-0		0-0-0		
RPI S	Opponent	Score		RPI S	Opponent	Score		RPI S	Opponent	Score		
5 A	Texas A&M	4	5	50 H	Lamar	2	4	51 H	Tulane	10	3	
22 H	TCU	2	0					122 H	UTSA	11	2	
22 H	TCU	4	3					148 A	Kansas St.	6	3	
22 H	TCU	5	9					148 A	Kansas St.	2	3	
24 H	California	0	6					148 A	Kansas St.	12	5	
24 H	California	3	4					149 H	UNLV	7	0	
24 H	California	1	4					149 H	UNLV	11	2	
24 H	California	7	10					149 H	UNLV	3	4	
								163 A	Texas St.	10	4	
								190 H	Kansas	5	11	
								190 H	Kansas	8	6	
								190 H	Kansas	12	2	
								228 H	A&M-Corpus Christi	0	5	
								257 H	UTRGV	7	5	

Non-Div. I Games:

Texas

148 A Kansas St.	2	3
148 A Kansas St.	12	5

T
e
x
a
s

T
e
x
a
s

Average RPI Win: 220		WON-LOST RECORD		WINNING PCT. RANK		LAST 15 GAMES		STRENGTH OF SCHEDULE		OPP. STRENGTH OF SCHEDULE		TEAM RPI		ADJ RPI		CONF. RPI		ADJ CONF. RPI									
DIV. I ONLY		22-16-0		.57895 93		9-6-0		165		183		131		.51035 131		16		16									
DIV. I NON-CONF.		15-11-0		.57692 106		5-3-0		206		250		162		.49534 162		18		18									
TOTALS		RPI 1-25		RPI 26-50		W-L RECORDS		RPI 51-100		RPI 101-150		RPI 150+															
22-16-0		1-3-0		0-4-0		OVERALL		2-4-0		0-0-0		19-5-0															
17-5-0		1-2-0		0-0-0		HOME		1-0-0		0-0-0		15-3-0															
5-11-0		0-1-0		0-4-0		AWAY		1-4-0		0-0-0		4-2-0															
0-0-0		0-0-0		0-0-0		NEUTRAL		0-0-0		0-0-0		0-0-0															
15-11-0		0-1-0		0-4-0		NON-CONFERENCE		1-2-0		0-0-0		14-4-0															
14-2-0		0-0-0		0-0-0		HOME		1-0-0		0-0-0		13-2-0															
1-9-0		0-1-0		0-0-		AWAY		0-2-0		0-0-0		1-2-0															
0-0-0		0-0-0		0-0-0		NEUTRAL		0-0-0		0-0-0		0-0-0															
7-5-0		1-2-0		0-0-0		CONFERENCE		1-2-0		0-0-0		5-1-0															
3-3-0		1-2-0		0-0-0		HOME		0-0-0		0-0-0		2-1-0															
4-2-0		0-0-0		0-0-0		AWAY		1-2-0		0-0-0		3-0-0															
0-0-0		0-0-0		0-0-0		NEUTRAL		0-0-0		0-0-0		0-0-0															
RPI	S	Opponent		Score		RPI	S	Opponent		Score		RPI	S	Opponent		Score											
2	A	Louisville		1	10	29	A	East Carolina		1	11	80	A	VCU		2	5	192	H	Radford	5	6					
15	H	Coastal Caro.		2	7	29	A	East Carolina		3	5	80	H	VCU		10	9	192	H	Radford	5	4					
15	H	Coastal Caro.		2	11	29	A	East Carolina		6	9	81	A	High Point		1	2	192	H	Radford	3	2					
15	H	Coastal Caro.		5	2	40	A	Virginia		4	9	81	A	High Point		4	3	213	H	Hofstra	6	5					
												81	A	High Point		2	7	213	H	Hofstra	4	3					
												97	A	Morehead St.		8	9	213	H	Hofstra	2	0					
																		224	A	VMI	5	2					
																		224	H	VMI	10	9					
																		244	H	Wagner	4	6					
																		244	H	Wagner	6	0					
																		244	H	Wagner	6	3					
																		245	A	Charleston So.	4	1					
																		245	A	Charleston So.	6	2					
																		245	A	Charleston So.	13	4					
																		259	A	N.C. Central	3	5					
																		259	H	N.C. Central	4	7					
																		273	H	Fairleigh Dickinson	6	3					
																		273	H	Fairleigh Dickinson	4	3					
																		273	H	Fairleigh Dickinson	5	3					
																		285	A	George Mason	6	13					
																		286	H	Norfolk St.	11	9					
																		289	H	Savannah St.	9	4					
																		289	H	Savannah St.	6	5					
																		289	H	Savannah St.	7	6					
				LAST 15 GAMES																							
				259	A	N.C. Central		3	5	81	A	High Point		4	3	259	H	N.C. Central		4	7	289	H	Savannah St.		7	6
				289	H	Savannah St.		7	6	245	A	Charleston So.		6	2												
				289	H	Savannah St.		6	5																		
				289	H	Savannah St.		9	4																		
				40	A	Virginia		4	9																		

Non-Div. I Games:

Longwood

81 A High Point	1	2
81 A High Point	2	7

L
o
n
g
w
o
o
d

L
o
n
g
w
o
o
d

O
a
k
l
a
n
d

Oakland

246 A Northern Ky.	6	1
246 A Northern Ky.	12	4

O
a
k
l
a
n
d

O
a
k
l
a
n
d

Liberty

Liberty

245 H Charleston So.	1	6
245 H Charleston So.	10	2

RPI	S	Opponent	Score	
283	H	UNC Asheville	6	5
283	H	UNC Asheville	11	5

Liberty

L
i
b
e
r
t
y

L
i
b
e
r
t
y

Average RPI Win:	176	WON-LOST RECORD	WINNING PCT. RANK	LAST 15 GAMES	STRENGTH OF SCHEDULE	OPP. STRENGTH OF SCHEDULE	TEAM RPI	ADJ RPI	CONF. RPI	ADJ CONF. RPI	
Average RPI Loss:	156										
DIV. I ONLY	14-13-0	.51852	135	6-7-0	174	217	134	.50918	134	12	12
DIV. I NON-CONF.	12-10-0	.54545	126	4-4-0	251	212	148	.50042	148	14	14
<hr/>											
TOTALS	RPI 1-25	RPI 26-50		W-L RECORDS	RPI 51-100		RPI 101-150		RPI 150+		
14-13-0	0-0-0	2-0-0		OVERALL	3-6-0		1-2-0		8-5-0		
2-1-0	0-0-0	0-0-0		HOME	1-1-0		0-0-0		1-0-0		
4-10-0	0-0-0	0-0-0		AWAY	2-5-0		1-2-0		1-3-0		
8-2-0	0-0-0	2-0-0		NEUTRAL	0-0-0		0-0-0		6-2-0		
<hr/>											
12-10-0	0-0-0	2-0-0		NON-CONFERENCE	2-5-0		0-0-0		8-5-0		
1-0-0	0-0-0	0-0-0		HOME	0-0-0		0-0-0		1-0-0		
3-8-0	0-0-0	0-0-		AWAY	2-5-0		0-0-0		1-3-0		
8-2-0	0-0-0	2-0-0		NEUTRAL	0-0-0		0-0-0		6-2-0		
<hr/>											
2-3-0	0-0-0	0-0-0		CONFERENCE	1-1-0		1-2-0		0-0-0		
1-1-0	0-0-0	0-0-0		HOME	1-1-0		0-0-0		0-0-0		
1-2-0	0-0-0	0-0-0		AWAY	0-0-0		1-2-0		0-0-0		
0-0-0	0-0-0	0-0-0		NEUTRAL	0-0-0		0-0-0		0-0-0		
<hr/>											
RPI S	Opponent	Score	RPI S	Opponent	Score	RPI S	Opponent	Score	RPI S	Opponent	Score
			33 N	Notre Dame	4 3	59 A	McNeese St.	1 3	123 A	Evansville	4 3
			42 N	Gonzaga	5 4	59 A	McNeese St.	3 9	123 A	Evansville	0 2
						59 A	McNeese St.	5 3	123 A	Evansville	6 7
						67 A	Austin Peay	9 7	229 N	Dartmouth	7 2
						67 A	Austin Peay	4 8	249 N	Bucknell	8 2
						67 A	Austin Peay	1 7	249 N	Bucknell	12 4
						84 H	Missouri St.	2 1	249 N	Bucknell	10 8
						84 H	Missouri St.	3 8	252 A	Northwestern	1 5
						93 A	Iowa	6 7	261 H	Western Ill.	6 3
									266 N	Western Mich.	3 6
									266 N	Western Mich.	16 5
									267 A	Incarnate Word	2 6
									274 N	Lehigh	2 1
									280 A	Butler	1 3
									280 A	Butler	9 5
									287 N	Texas Southern	7 9
<hr/>											
LAST 15 GAMES											
			123 A	Evansville	0 2	280 A	Butler	9 5			
			123 A	Evansville	4 3	280 A	Butler	1 3			
			123 A	Evansville	6 7	266 N	Western Mich.	3 6			
			252 A	Northwestern	1 5						
			84 H	Missouri St.	2 1						

Non-Div. I Games: Illinois Col. 17 1 MacMurray 11 2

Bradley

84	H	Missouri St.	3	8
261	H	Western Ill.	6	3

B
r
a
d
l
e
y

B
r
a
d
l
e
y

Average RPI Win:		190	WON-LOST RECORD		WINNING PCT. RANK	LAST 15 GAMES	STRENGTH OF SCHEDULE		OPP. STRENGTH OF SCHEDULE	TEAM RPI	ADJ RPI	CONF. RPI	ADJ CONF. RPI						
Average RPI Loss:		123																	
DIV. I ONLY			21-17-0		.55263	112	6-9-0		126	201	135	.50917	135	14	14				
DIV. I NON-CONF.			16-10-0		.61538	78	1-3-0		126	255	116	.52104	116	16	16				
TOTALS		RPI 1-25		RPI 26-50		W-L RECORDS		RPI 51-100		RPI 101-150		RPI 150+							
21-17-0		1-2-0		0-0-0		OVERALL		2-7-0		3-3-0		15-5-0							
16-7-0		1-0-0		0-0-0		HOME		0-3-0		2-0-0		13-4-0							
5-10-0		0-2-0		0-0-0		AWAY		2-4-0		1-3-0		2-1-0							
0-0-0		0-0-0		0-0-0		NEUTRAL		0-0-0		0-0-0		0-0-0							
16-10-0		1-2-0		0-0-0		NON-CONFERENCE		0-0-0		3-3-0		12-5-0							
13-4-0		1-0-0		0-0-0		HOME		0-0-0		2-0-0		10-4-0							
3-6-0		0-2-0		0-0-		AWAY		0-0-0		1-3-0		2-1-0							
0-0-0		0-0-0		0-0-0		NEUTRAL		0-0-0		0-0-0		0-0-0							
5-7-0		0-0-0		0-0-0		CONFERENCE		2-7-0		0-0-0		3-0-0							
3-3-0		0-0-0		0-0-0		HOME		0-3-0		0-0-0		3-0-0							
2-4-0		0-0-0		0-0-0		AWAY		2-4-0		0-0-0		0-0-0							
0-0-0		0-0-0		0-0-0		NEUTRAL		0-0-0		0-0-0		0-0-0							
RPI	S	Opponent		Score		RPI	S	Opponent		Score		RPI	S	Opponent		Score			
4	A	South Carolina		1	7					89	H	Western Caro.	4	14	114	A	Baylor	5	9
11	A	Clemson		0	7					89	H	Western Caro.	3	12	114	A	Baylor	0	4
20	H	Kentucky		5	4					89	H	Western Caro.	1	9	123	H	Evansville	7	5
										94	A	Samford	4	3	140	A	Gardner-Webb	5	1
										94	A	Samford	0	6	140	A	Gardner-Webb	3	5
										94	A	Samford	3	11	140	H	Gardner-Webb	13	9
										98	A	Mercer	7	5	159	H	Stony Brook	9	8
										98	A	Mercer	3	14	177	A	Presbyterian	8	4
										98	A	Mercer	7	12	177	H	Presbyterian	5	6
															187	A	Winthrop	9	2
															199	H	Cornell	5	1
															199	H	Cornell	5	12
															199	H	Cornell	2	6
															218	H	The Citadel	10	9
															218	H	The Citadel	10	8
															218	H	The Citadel	10	5
															232	A	USC Upstate	0	2
															232	H	USC Upstate	6	3
															234	H	Rider	12	4
															240	H	Lafayette	14	8
															242	H	Ohio	6	5
															242	H	Ohio	5	3
															242	H	Ohio	2	16
															242	H	Ohio	6	3
															283	H	UNC Asheville	8	5
															285	H	George Mason	11	6
				LAST 15 GAMES															
				218	H	The Citadel	10	8	114	A	Baylor	0	4						
				218	H	The Citadel	10	9	114	A	Baylor	5	9						
				218	H	The Citadel	10	5	89	H	Western Caro.	3	12						
				187	A	Winthrop	9	2											
				94	A	Samford	0	6											

Non-Div. I Games:

Wofford

94 A Samford	3	11
94 A Samford	4	3

W
o
f
f
o
r
d

W
o
f
f
o
r
d

Average RPI Win: 121		WON-LOST RECORD	WINNING PCT. RANK	LAST 15 GAMES	STRENGTH OF SCHEDULE	OPP. STRENGTH OF SCHEDULE	TEAM RPI	ADJ RPI	CONF. RPI	ADJ CONF. RPI	
Average RPI Loss: 114											
DIV. I ONLY		13-20-0	.39394 223	7-8-0	62	124	136	.50914 136	3	3	
DIV. I NON-CONF.		5-15-0	.25 267	2-5-0	110	208	244	.44799 244	3	3	
TOTALS		RPI 1-25	RPI 26-50		W-L RECORDS		RPI 51-100		RPI 101-150		RPI 150+
13-20-0	0-2-0	0-4-0		OVERALL		5-1-0		4-5-0		4-8-0	
5-3-0	0-0-0	0-0-0		HOME		3-0-0		0-0-0		2-3-0	
6-11-0	0-0-0	0-3-0		AWAY		2-1-0		3-3-0		1-4-0	
2-6-0	0-2-0	0-1-0		NEUTRAL		0-0-0		1-2-0		1-1-0	
5-15-0	0-2-0	0-3-0		NON-CONFERENCE		0-0-0		1-2-0		4-8-0	
2-3-0	0-0-0	0-0-0		HOME		0-0-0		0-0-0		2-3-0	
1-7-0	0-0-0	0-0-		AWAY		0-0-0		0-0-0		1-4-0	
2-5-0	0-2-0	0-0-0		NEUTRAL		0-0-0		1-2-0		1-1-0	
8-5-0	0-0-0	0-1-0		CONFERENCE		5-1-0		3-3-0		0-0-0	
3-0-0	0-0-0	0-0-0		HOME		3-0-0		0-0-0		0-0-0	
5-4-0	0-0-0	0-0-0		AWAY		2-1-0		3-3-0		0-0-0	
0-1-0	0-0-0	0-1-0		NEUTRAL		0-0-0		0-0-0		0-0-0	
RPI S	Opponent	Score	RPI S	Opponent	Score	RPI S	Opponent	Score	RPI S	Opponent	Score
19 N	Minnesota	3 9	34 A	BYU	0 6	54 H	Arizona	7 6	103 A	Southern California	14 8
19 N	Minnesota	1 6	34 A	BYU	3 14	54 H	Arizona	6 3	103 A	Southern California	1 6
			36 A	St. Mary's (CA)	2 7	54 H	Arizona	4 2	103 A	Southern California	2 5
			44 N	Oregon St.	2 10	74 A	Oregon	5 9	112 A	Arizona St.	0 5
						74 A	Oregon	4 1	112 A	Arizona St.	16 7
						74 A	Oregon	2 0	112 A	Arizona St.	3 1
									138 N	Ball St.	11 5
									148 N	Kansas St.	4 20
									148 N	Kansas St.	2 9
									153 A	Utah Valley	4 10
									153 H	Utah Valley	11 12
									153 H	Utah Valley	6 7
									178 A	Houston Baptist	1 2
									178 A	Houston Baptist	2 0
									178 A	Houston Baptist	3 7
									178 A	Houston Baptist	1 4
									190 N	Kansas	4 8
									190 N	Kansas	15 1
									215 H	UC Riverside	9 8
									215 H	UC Riverside	3 5
									215 H	UC Riverside	4 0
LAST 15 GAMES											
153 H	Utah Valley	11 12	103 A	Southern California	2 5						
215 H	UC Riverside	3 5	153 A	Utah Valley	4 10						
215 H	UC Riverside	9 8	54 H	Arizona	4 2						
215 H	UC Riverside	4 0									
34 A	BYU	3 14									

Non-Div. I Games:

Utah

103 A Southern California	14	8
103 A Southern California	1	6

U
t
a
h

U
t
a
h

Average RPI Win: 194		WON-LOST	WINNING	LAST 15	STRENGTH OF		OPP. STRENGTH	TEAM	ADJ	CONF.	ADJ CONF.
Average RPI Loss: 122		RECORD	PCT. RANK	GAMES	SCHEDULE		OF SCHEDULE	RPI	RPI	RPI	RPI
DIV. I ONLY		13-17-0	.43333	198	7-7-0		125	170	137	.50902	137
DIV. I NON-CONF.		7-13-0	.35	232	2-3-0		120	82	153	.49911	153
TOTALS		RPI 1-25	RPI 26-50		W-L RECORDS		RPI 51-100		RPI 101-150		RPI 150+
13-17-0		0-3-0	1-3-0		OVERALL		2-3-0		0-1-0		10-7-0
3-3-0		0-0-0	0-1-0		HOME		2-1-0		0-1-0		1-0-0
9-13-0		0-3-0	1-2-0		AWAY		0-1-0		0-0-0		8-7-0
1-1-0		0-0-0	0-0-0		NEUTRAL		0-1-0		0-0-0		1-0-0
7-13-0		0-3-0	1-3-0		NON-CONFERENCE		0-2-0		0-1-0		6-4-0
1-2-0		0-0-0	0-1-0		HOME		0-0-0		0-1-0		1-0-0
6-10-0		0-3-0	1-0-		AWAY		0-1-0		0-0-0		5-4-0
0-1-0		0-0-0	0-0-0		NEUTRAL		0-1-0		0-0-0		0-0-0
6-4-0		0-0-0	0-0-0		CONFERENCE		2-1-0		0-0-0		4-3-0
2-1-0		0-0-0	0-0-0		HOME		2-1-0		0-0-0		0-0-0
3-3-0		0-0-0	0-0-0		AWAY		0-0-0		0-0-0		3-3-0
1-0-0		0-0-0	0-0-0		NEUTRAL		0-0-0		0-0-0		1-0-0
RPI S	Opponent	Score	RPI S	Opponent	Score	RPI S	Opponent	Score	RPI S	Opponent	Score
9 A	Florida St.	1 19	32 A	Maryland	0 1	80 H	VCU	5 1	150 H	Northeastern	2 6
9 A	Florida St.	4 23	32 A	Maryland	10 13	80 H	VCU	7 3	180 N	Davidson	13 4
9 A	Florida St.	1 8	32 A	Maryland	2 1	80 H	VCU	3 7	184 A	Campbell	7 6
			38 H	Bryant	5 6	87 A	Penn St.	3 5	187 A	Winthrop	4 8
						92 N	Indiana St.	2 8	187 A	Winthrop	11 7
									187 A	Winthrop	7 8
									205 A	Holy Cross	3 5
									211 A	Fordham	0 8
									211 A	Fordham	2 4
									211 A	Fordham	3 1
									225 H	Central Conn. St.	5 1
									256 A	Brown	10 6
									258 A	Towson	9 4
									258 A	Towson	7 2
									258 A	Towson	1 7
									285 A	George Mason	4 3
									285 A	George Mason	1 2
									285 A	George Mason	5 2
			LAST 15 GAMES								
			211 A	Fordham	2 4	80 H	VCU	5 1			
			211 A	Fordham	0 8	38 H	Bryant	5 6			
			211 A	Fordham	3 1	150 H	Northeastern	2 6			
			205 A	Holy Cross	3 5						
			256 A	Brown	10 6						

Non-Div. I Games:

Rhode Island

80 H VCU	3	7
80 H VCU	7	3

R
h
o
d
e
I
s
l
a
n
d

R
h
o
d
e
I
s
l
a
n
d

Non-Div. I Games:

Tie, Loss, Non-Conf,S Site, H Home, A Away, N Neutral Page 275

Ball St.

266	H	Western Mich.	13	3
266	H	Western Mich.	21	1

Through Games Of April 19, 2016

RPI	S	Opponent	Score	
266	H	Western Mich.	21	1
266	H	Western Mich.	13	3
289	A	Savannah St.	7	3
289	A	Savannah St.	10	1

Ball St.

B
a
l
l
S
t
.

B
a
l
l
S
t
.

163	A	Texas St.	2	3
163	A	Texas St.	17	6

N
e
v
a
d
a

N
e
v
a
d
a

Average RPI Win: 221		WON-LOST	WINNING	LAST 15	STRENGTH OF		OPP. STRENGTH	TEAM	ADJ		CONF.	ADJ CONF.
Average RPI Loss: 125		RECORD	PCT. RANK	GAMES	SCHEDULE		OF SCHEDULE	RPI	RPI		RPI	RPI
DIV. I ONLY		26-14-0	.65	49	6-9-0		236	175	140		16	16
DIV. I NON-CONF.		21-7-0	.75	26	2-2-0		296	210	170		18	18
TOTALS		RPI 1-25	RPI 26-50		W-L RECORDS		RPI 51-100		RPI 101-150		RPI 150+	
26-14-0		0-4-0	0-0-0		OVERALL		2-2-0		1-2-0		23-6-0	
23-5-0		0-0-0	0-0-0		HOME		2-1-0		1-1-0		20-3-0	
3-9-0		0-4-0	0-0-0		AWAY		0-1-0		0-1-0		3-3-0	
0-0-0		0-0-0	0-0-0		NEUTRAL		0-0-0		0-0-0		0-0-0	
21-7-0		0-1-0	0-0-0		NON-CONFERENCE		0-1-0		1-2-0		20-3-0	
19-3-0		0-0-0	0-0-0		HOME		0-0-0		1-1-0		18-2-0	
2-4-0		0-1-0	0-0-		AWAY		0-1-0		0-1-0		2-1-0	
0-0-0		0-0-0	0-0-0		NEUTRAL		0-0-0		0-0-0		0-0-0	
5-7-0		0-3-0	0-0-0		CONFERENCE		2-1-0		0-0-0		3-3-0	
4-2-0		0-0-0	0-0-0		HOME		2-1-0		0-0-0		2-1-0	
1-5-0		0-3-0	0-0-0		AWAY		0-0-0		0-0-0		1-2-0	
0-0-0		0-0-0	0-0-0		NEUTRAL		0-0-0		0-0-0		0-0-0	
RPI S	Opponent	Score	RPI S	Opponent	Score	RPI S	Opponent	Score	RPI S	Opponent	Score	
15 A	Coastal Caro.	4 16				81 H	High Point	9 0	135 A	Wofford	9 13	
15 A	Coastal Caro.	6 10				81 H	High Point	2 5	135 H	Wofford	1 5	
15 A	Coastal Caro.	4 10				81 H	High Point	3 1	135 H	Wofford	5 3	
16 A	North Carolina	5 11				89 A	Western Caro.	14 16	172 A	Furman	2 1	
									172 H	Furman	6 3	
									175 H	Charlotte	8 4	
									177 H	Presbyterian	3 1	
									177 H	Presbyterian	0 3	
									177 H	Presbyterian	14 0	
									184 A	Campbell	4 10	
									184 A	Campbell	4 17	
									184 A	Campbell	5 0	
									201 H	James Madison	5 4	
									201 H	James Madison	7 6	
									201 H	James Madison	8 2	
									232 A	USC Upstate	4 7	
									232 H	USC Upstate	0 3	
									234 H	Rider	3 2	
									234 H	Rider	8 2	
									234 H	Rider	6 2	
									234 H	Rider	6 1	
									240 H	Lafayette	6 7	
									278 H	Iona	9 8	
									278 H	Iona	4 2	
									278 H	Iona	11 1	
									278 H	Iona	3 2	
									290 A	N.C. A&T	1 0	
LAST 15 GAMES												
			175 H	Charlotte	8 4				184 A	Campbell	4 10	
			81 H	High Point	2 5				172 A	Furman	2 1	
			81 H	High Point	3 1				15 A	Coastal Caro.	6 10	
			81 H	High Point	9 0							
			232 A	USC Upstate	4 7							

Non-Div. I Games:

Gardner-Webb

184	A	Campbell	5	0
184	A	Campbell	4	17




RPI	S	Opponent	Score	
290	H	N.C. A&T	10	6
292	H	Delaware St.	7	6
292	H	Delaware St.	7	1
292	H	Delaware St.	9	0
292	H	Delaware St.	8	0

Gardner-Webb

Gardner-Webb

Gardner-Webb

M
i
a
m
i
(
O
H
)

 Tie,  Loss,  Non-Conf,S Site, H Home, A Away, N Neutral Page 281

276	H	Bowling Green	7	5
276	H	Bowling Green	4	3

RPI	S	Opponent	Score	
243	A	Buffalo	7	6
246	A	Northern Ky.	1	5
252	H	Northwestern	5	4
276	H	Bowling Green	7	5
276	H	Bowling Green	5	1
276	H	Bowling Green	4	3

Miami (OH)

M
i
a
m
i
(
O
H
)

M
i
a
m
i
(
O
H
)

Average RPI Win:	190	WON-LOST	WINNING	LAST 15	STRENGTH OF	OPP. STRENGTH	TEAM	ADJ	CONF.	ADJ CONF.			
Average RPI Loss:	108	RECORD	PCT. RANK	GAMES	SCHEDULE	OF SCHEDULE	RPI	RPI	RPI	RPI			
DIV. I ONLY	15-16-0	.48387	161	10-5-0	220	108	142	.50213	142	17	17		
DIV. I NON-CONF.	9-12-0	.42857	189	4-1-0	200	64	136	.50709	136	13	13		
<hr/>													
TOTALS	RPI 1-25	RPI 26-50		W-L RECORDS		RPI 51-100		RPI 101-150		RPI 150+			
15-16-0	1-3-0	0-0-0		OVERALL		2-3-0		2-8-0		10-2-0			
2-2-0	0-0-0	0-0-0		HOME		2-2-0		0-0-0		0-0-0			
12-11-0	1-3-0	0-0-0		AWAY		0-1-0		2-5-0		9-2-0			
1-3-0	0-0-0	0-0-0		NEUTRAL		0-0-0		0-3-0		1-0-0			
9-12-0	1-3-0	0-0-0		NON-CONFERENCE		0-1-0		2-8-0		6-0-0			
0-0-0	0-0-0	0-0-0		HOME		0-0-0		0-0-0		0-0-0			
8-9-0	1-3-0	0-0-		AWAY		0-1-0		2-5-0		5-0-0			
1-3-0	0-0-0	0-0-0		NEUTRAL		0-0-0		0-3-0		1-0-0			
6-4-0	0-0-0	0-0-0		CONFERENCE		2-2-0		0-0-0		4-2-0			
2-2-0	0-0-0	0-0-0		HOME		2-2-0		0-0-0		0-0-0			
4-2-0	0-0-0	0-0-0		AWAY		0-0-0		0-0-0		4-2-0			
0-0-0	0-0-0	0-0-0		NEUTRAL		0-0-0		0-0-0		0-0-0			
<hr/>													
RPI S	Opponent	Score		RPI S	Opponent	Score		RPI S	Opponent	Score			
10 A	Texas Tech	3	12			83 H	Wright St.	2	9	104 N	Kent St.	6	7
10 A	Texas Tech	0	12			83 H	Wright St.	2	0	129 A	Arkansas St.	9	2
10 A	Texas Tech	1	9			86 H	Valparaiso	3	7	129 A	Arkansas St.	3	13
10 A	Texas Tech	10	3			86 H	Valparaiso	6	5	129 A	Arkansas St.	4	7
						93 A	Iowa	1	9	129 A	Arkansas St.	1	8
										138 N	Ball St.	5	11
										138 N	Ball St.	3	9
										148 A	Kansas St.	0	7
										148 A	Kansas St.	1	3
										148 A	Kansas St.	14	1
										188 A	Ill.-Chicago	3	10
										188 A	Ill.-Chicago	5	6
										188 A	Ill.-Chicago	7	2
										214 N	Bethune-Cookman	11	0
										233 A	Northern Ill.	7	6
										239 A	Youngstown St.	1	0
										239 A	Youngstown St.	10	3
										239 A	Youngstown St.	22	3
										251 A	Illinois St.	4	1
										251 A	Illinois St.	4	3
										251 A	Illinois St.	8	5
										291 A	Chicago St.	12	9
<hr/>													
LAST 15 GAMES													
233 A	Northern Ill.	7	6	93 A	Iowa	1	9						
188 A	Ill.-Chicago	5	6	86 H	Valparaiso	6	5						
188 A	Ill.-Chicago	3	10	86 H	Valparaiso	3	7						
188 A	Ill.-Chicago	7	2										
291 A	Chicago St.	12	9										

Non-Div. I Games:

Milwaukee

83 H Wright St.	2	9
83 H Wright St.	2	0

M
i
l
w
a
u
k
e
e

M
i
l
w
a
u
k
e
e

Average RPI Win:	225	WON-LOST	WINNING	LAST 15	STRENGTH OF	OPP. STRENGTH	TEAM	ADJ	CONF.	ADJ CONF.			
Average RPI Loss:	154	RECORD	PCT. RANK	GAMES	SCHEDULE	OF SCHEDULE	RPI	RPI	RPI	RPI			
DIV. I ONLY	22-13-0	.62857	63	8-7-0	250	209	143	.50186	143	31	31		
DIV. I NON-CONF.	10-10-0	.5	147	1-5-0	166	150	172	.48897	172	32	32		
<hr/>													
TOTALS	RPI 1-25	RPI 26-50		W-L RECORDS		RPI 51-100		RPI 101-150		RPI 150+			
22-13-0	0-0-0	0-0-0		OVERALL		2-6-0		2-2-0		18-5-0			
13-5-0	0-0-0	0-0-0		HOME		1-4-0		2-1-0		10-0-0			
9-8-0	0-0-0	0-0-0		AWAY		1-2-0		0-1-0		8-5-0			
0-0-0	0-0-0	0-0-0		NEUTRAL		0-0-0		0-0-0		0-0-0			
10-10-0	0-0-0	0-0-0		NON-CONFERENCE		2-6-0		2-2-0		6-2-0			
7-5-0	0-0-0	0-0-0		HOME		1-4-0		2-1-0		4-0-0			
3-5-0	0-0-0	0-0-		AWAY		1-2-0		0-1-0		2-2-0			
0-0-0	0-0-0	0-0-0		NEUTRAL		0-0-0		0-0-0		0-0-0			
12-3-0	0-0-0	0-0-0		CONFERENCE		0-0-0		0-0-0		12-3-0			
6-0-0	0-0-0	0-0-0		HOME		0-0-0		0-0-0		6-0-0			
6-3-0	0-0-0	0-0-0		AWAY		0-0-0		0-0-0		6-3-0			
0-0-0	0-0-0	0-0-0		NEUTRAL		0-0-0		0-0-0		0-0-0			
RPI	S	Opponent	Score	RPI	S	Opponent	Score	RPI	S	Opponent	Score		
						72 A	North Florida	0	15	101 H	Marshall	9	4
						72 H	North Florida	6	9	101 H	Marshall	20	4
						82 H	Jacksonville	5	8	101 H	Marshall	9	11
						90 H	FGCU	14	9	113 A	Auburn	2	11
						90 H	FGCU	6	8	155 A	Alabama St.	14	8
						90 H	FGCU	5	6	214 A	Bethune-Cookman	6	3
						98 A	Mercer	3	11	214 A	Bethune-Cookman	5	7
						98 A	Mercer	14	7	214 A	Bethune-Cookman	5	6
										214 H	Bethune-Cookman	2	1
										214 H	Bethune-Cookman	5	3
										214 H	Bethune-Cookman	15	3
										231 H	Toledo	12	4
										259 H	N.C. Central	16	4
										259 H	N.C. Central	6	4
										259 H	N.C. Central	6	3
										266 H	Western Mich.	2	1
										266 H	Western Mich.	9	0
										266 H	Western Mich.	12	5
										284 A	Jackson St.	3	4
										284 A	Jackson St.	9	16
										284 A	Jackson St.	15	2
										289 A	Savannah St.	7	2
										289 A	Savannah St.	1	2
										289 A	Savannah St.	12	5
										290 A	N.C. A&T	22	11
										290 A	N.C. A&T	5	3
										290 A	N.C. A&T	17	7
LAST 15 GAMES													
						214 A	Bethune-Cookman	5	7	72 H	North Florida	6	9
						214 A	Bethune-Cookman	6	3	259 H	N.C. Central	6	4
						214 A	Bethune-Cookman	5	6	259 H	N.C. Central	16	4
						82 H	Jacksonville	5	8				
						290 A	N.C. A&T	17	7				

Non-Div. I Games:

Florida A&M

290 A N.C. A&T	5	3
290 A N.C. A&T	22	11

F
l
o
r
i
d
a
A
&
M

F
l
o
r
i
d
a
A
&
M

S
a
n
F
r
a
n
c
i
s
c
o

San Francisco

109 A Loyola Marymount	1	5
109 A Loyola Marymount	4	3

S
a
n
F
r
a
n
c
i
s
c
o

S
a
n
F
r
a
n
c
i
s
c
o

25 H UNCW	1	6
25 H UNCW	4	7

W
i
l
l
i
a
m
&
M
a
r
y

W
i
l
l
i
a
m
&
M
a
r
y

Average RPI Win:	191	WON-LOST	WINNING	LAST 15	STRENGTH OF	OPP. STRENGTH	TEAM	ADJ	CONF.	ADJ CONF.	
Average RPI Loss:	157	RECORD	PCT. RANK	GAMES	SCHEDULE	OF SCHEDULE	RPI	RPI	RPI	RPI	
DIV. I ONLY	14-18-0	.4375	195	11-4-0	141	259	146	.5008	146	20	20
DIV. I NON-CONF.	4-16-0	.2	280	1-2-0	130	283	248	.4445	248	20	20
<hr/>											
TOTALS	RPI 1-25	RPI 26-50		W-L RECORDS		RPI 51-100		RPI 101-150		RPI 150+	
14-18-0	0-0-0	0-3-0		OVERALL		3-1-0		0-0-0		11-14-0	
7-0-0	0-0-0	0-0-0		HOME		3-0-0		0-0-0		4-0-0	
7-18-0	0-0-0	0-3-0		AWAY		0-1-0		0-0-0		7-14-0	
0-0-0	0-0-0	0-0-0		NEUTRAL		0-0-0		0-0-0		0-0-0	
4-16-0	0-0-0	0-3-0		NON-CONFERENCE		0-1-0		0-0-0		4-12-0	
1-0-0	0-0-0	0-0-0		HOME		0-0-0		0-0-0		1-0-0	
3-16-0	0-0-0	0-0-		AWAY		0-1-0		0-0-0		3-12-0	
0-0-0	0-0-0	0-0-0		NEUTRAL		0-0-0		0-0-0		0-0-0	
10-2-0	0-0-0	0-0-0		CONFERENCE		3-0-0		0-0-0		7-2-0	
6-0-0	0-0-0	0-0-0		HOME		3-0-0		0-0-0		3-0-0	
4-2-0	0-0-0	0-0-0		AWAY		0-0-0		0-0-0		4-2-0	
0-0-0	0-0-0	0-0-0		NEUTRAL		0-0-0		0-0-0		0-0-0	
RPI	S	Opponent	Score	RPI	S	Opponent	Score	RPI	S	Opponent	Score
39	A	UNCG	2 5	69	H	Hartford	5 3	160	A	UMass Lowell	7 8
39	A	UNCG	9 10	69	H	Hartford	10 9	160	A	UMass Lowell	1 2
39	A	UNCG	4 19	69	H	Hartford	12 1	160	A	UMass Lowell	5 0
				87	A	Penn St.	2 5	164	A	Delaware	2 4
								164	A	Delaware	7 9
								164	A	Delaware	2 13
								164	A	Delaware	4 5
								178	A	Houston Baptist	11 9
								178	A	Houston Baptist	3 4
								178	A	Houston Baptist	4 11
								178	A	Houston Baptist	5 8
								199	A	Cornell	2 3
								204	H	Albany (NY)	9 4
								204	H	Albany (NY)	7 4
								204	H	Albany (NY)	8 6
								224	A	VMI	9 15
								224	A	VMI	15 10
								224	A	VMI	1 2
								235	A	Penn	2 6
								235	A	Penn	0 1
								235	A	Penn	7 0
								249	H	Bucknell	14 2
								268	A	Maine	8 1
								268	A	Maine	6 1
								268	A	Maine	2 0
LAST 15 GAMES											
				69	H	Hartford	10 9	204	H	Albany (NY)	8 6
				69	H	Hartford	12 1	204	H	Albany (NY)	9 4
				69	H	Hartford	5 3	204	H	Albany (NY)	7 4
				199	A	Cornell	2 3				
				160	A	UMass Lowell	7 8				

Non-Div. I Games:

Binghamton

160 A UMass Lowell	1	2
160 A UMass Lowell	5	0

B
i
n
g
h
a
m
t
o
n

B
i
n
g
h
a
m
t
o
n

Average RPI Win:		192	WON-LOST RECORD		WINNING PCT. RANK		LAST 15 GAMES		STRENGTH OF SCHEDULE		OPP. STRENGTH OF SCHEDULE		TEAM RPI		ADJ RPI		CONF. RPI		ADJ CONF. RPI				
DIV. I ONLY			21-14-0		.6 81		9-6-0		258		72		147		.50051 147		24		24				
DIV. I NON-CONF.			11-12-0		.47826 163		1-4-0		63		19		88		.53389 88		25		25				
TOTALS		RPI 1-25		RPI 26-50		W-L RECORDS		RPI 51-100		RPI 101-150		RPI 150+											
21-14-0		1-2-0		1-0-0		OVERALL		1-8-0		5-1-0		13-3-0											
14-4-0		0-0-0		0-0-0		HOME		1-4-0		2-0-0		11-0-0											
6-10-0		1-2-0		1-0-0		AWAY		0-4-0		3-1-0		1-3-0											
1-0-0		0-0-0		0-0-0		NEUTRAL		0-0-0		0-0-0		1-0-0											
11-12-0		1-2-0		1-0-0		NON-CONFERENCE		1-8-0		5-1-0		3-1-0											
5-4-0		0-0-0		0-0-0		HOME		1-4-0		2-0-0		2-0-0											
5-8-0		1-2-0		1-0-		AWAY		0-4-0		3-1-0		0-1-0											
1-0-0		0-0-0		0-0-0		NEUTRAL		0-0-0		0-0-0		1-0-0											
10-2-0		0-0-0		0-0-0		CONFERENCE		0-0-0		0-0-0		10-2-0											
9-0-0		0-0-0		0-0-0		HOME		0-0-0		0-0-0		9-0-0											
1-2-0		0-0-0		0-0-0		AWAY		0-0-0		0-0-0		1-2-0											
0-0-0		0-0-0		0-0-0		NEUTRAL		0-0-0		0-0-0		0-0-0											
RPI	S	Opponent		Score		RPI	S	Opponent		Score		RPI	S	Opponent		Score							
14	A	LSU		0	6	35	A	Northwestern St.		4	2	53	H	New Mexico		3	12	113	A	Auburn		7	6
14	A	LSU		1	11							53	H	New Mexico		0	1	113	A	Auburn		6	5
14	A	LSU		5	4							54	A	Arizona		4	8	113	A	Auburn		5	10
												54	A	Arizona		1	3	139	A	Nevada		7	2
												54	A	Arizona		1	23	139	H	Nevada		5	2
												65	A	Fresno St.		5	7	144	H	San Francisco		6	5
												99	H	Cal Poly		3	2	176	A	Pacific		3	6
												99	H	Cal Poly		4	6	200	H	South Dakota St.		10	7
												99	H	Cal Poly		0	4	200	H	South Dakota St.		11	3
																		200	N	South Dakota St.		4	0
																		226	H	North Dakota		4	3
																		226	H	North Dakota		1	0
																		226	H	North Dakota		3	2
																		263	A	CSU Bakersfield		3	4
																		263	A	CSU Bakersfield		2	4
																		263	A	CSU Bakersfield		6	3
																		271	H	Northern Colo.		5	1
																		271	H	Northern Colo.		6	3
																		271	H	Northern Colo.		8	5
																		291	H	Chicago St.		10	0
																		291	H	Chicago St.		4	1
																		291	H	Chicago St.		5	4
LAST 15 GAMES																							
						176	A	Pacific		3	6	263	A	CSU Bakersfield		3	4						
						291	H	Chicago St.		4	1	65	A	Fresno St.		5	7						
						291	H	Chicago St.		10	0	271	H	Northern Colo.		6	3						
						291	H	Chicago St.		5	4												
						139	A	Nevada		7	2												

Non-Div. I Games: William Jessup 6 1

Sacramento St.

263 A CSU Bakersfield	2	4
263 A CSU Bakersfield	6	3

S
a
c
r
a
m
e
n
t
o
s
t
.

S
a
c
r
a
m
e
n
t
o
s
t
.

Average RPI Win:	164	WON-LOST RECORD	WINNING PCT. RANK	LAST 15 GAMES	STRENGTH OF SCHEDULE	OPP. STRENGTH OF SCHEDULE	TEAM RPI	ADJ RPI	CONF. RPI	ADJ CONF. RPI			
DIV. I ONLY		16-21-0	.43243	201	5-10-0	63	137	148	.49973	148	5	5	
DIV. I NON-CONF.		13-12-0	.52	140	2-2-0	92	228	143	.5024	143	5	5	
<hr/>													
TOTALS	RPI 1-25	RPI 26-50		W-L RECORDS		RPI 51-100		RPI 101-150		RPI 150+			
16-21-0	0-3-0	1-6-0		OVERALL		1-5-0		8-5-0		6-2-0			
9-12-0	0-0-0	1-3-0		HOME		0-5-0		4-4-0		4-0-0			
5-7-0	0-3-0	0-1-0		AWAY		1-0-0		2-1-0		2-2-0			
2-2-0	0-0-0	0-2-0		NEUTRAL		0-0-0		2-0-0		0-0-0			
<hr/>													
13-12-0	0-0-0	1-3-0		NON-CONFERENCE		1-5-0		5-2-0		6-2-0			
8-7-0	0-0-0	1-0-0		HOME		0-5-0		3-2-0		4-0-0			
3-3-0	0-0-0	0-0-		AWAY		1-0-0		0-0-0		2-2-0			
2-2-0	0-0-0	0-2-0		NEUTRAL		0-0-0		2-0-0		0-0-0			
<hr/>													
3-9-0	0-3-0	0-3-0		CONFERENCE		0-0-0		3-3-0		0-0-0			
1-5-0	0-0-0	0-3-0		HOME		0-0-0		1-2-0		0-0-0			
2-4-0	0-3-0	0-0-0		AWAY		0-0-0		2-1-0		0-0-0			
0-0-0	0-0-0	0-0-0		NEUTRAL		0-0-0		0-0-0		0-0-0			
<hr/>													
RPI	S	Opponent	Score	RPI	S	Opponent	Score	RPI	S	Opponent	Score		
10	A	Texas Tech	3 10	28	H	Oklahoma St.	4 5	68	H	Oral Roberts	10 14		
10	A	Texas Tech	5 6	28	H	Oklahoma St.	4 5	77	A	Nebraska	4 2		
10	A	Texas Tech	4 10	28	H	Oklahoma St.	1 2	77	H	Nebraska	1 5		
				41	A	Creighton	4 5	89	H	Western Caro.	2 6		
				41	H	Creighton	8 2	89	H	Western Caro.	5 7		
				44	N	Oregon St.	5 7	89	H	Western Caro.	2 10		
				44	N	Oregon St.	0 14						
										111	A	West Virginia	4 5
										111	A	West Virginia	15 2
										111	A	West Virginia	8 6
										125	H	SFA	5 6
										125	H	SFA	11 5
										130	H	Texas	3 2
										130	H	Texas	5 12
										130	H	Texas	3 6
										136	N	Utah	20 4
										136	N	Utah	9 2
										142	H	Milwaukee	7 0
										142	H	Milwaukee	1 14
										142	H	Milwaukee	3 1
										198	H	Omaha	11 3
										215	A	UC Riverside	3 6
										215	A	UC Riverside	8 1
										215	A	UC Riverside	3 6
										215	A	UC Riverside	1 0
										279	H	Ark.-Pine Bluff	15 9
										279	H	Ark.-Pine Bluff	18 8
										279	H	Ark.-Pine Bluff	13 8
<hr/>													
LAST 15 GAMES													
				77	H	Nebraska	1 5	77	A	Nebraska	4 2		
				111	A	West Virginia	4 5	10	A	Texas Tech	5 6		
				111	A	West Virginia	15 2	10	A	Texas Tech	4 10		
				111	A	West Virginia	8 6						
				130	H	Texas	3 2						

Non-Div. I Games:

Kansas St.

130 H Texas	5	12
130 H Texas	3	6

K
a
n
s
a
s
s
t
.

K
a
n
s
a
s
s
t
.

UNLV

Average RPI Win: 140		WON-LOST RECORD	WINNING PCT. RANK	LAST 15 GAMES	STRENGTH OF SCHEDULE	OPP. STRENGTH OF SCHEDULE	TEAM RPI	ADJ RPI	CONF. RPI	ADJ CONF. RPI				
Average RPI Loss: 115														
DIV. I ONLY		16-20-0	.44444 187	8-7-0	101	111	149	.49955 149	13	13				
DIV. I NON-CONF.		8-10-0	.44444 181	3-2-0	44	113	124	.51564 123	11	11				
TOTALS		RPI 1-25	RPI 26-50		W-L RECORDS		RPI 51-100		RPI 101-150		RPI 150+			
16-20-0		1-1-0	0-0-0		OVERALL		2-5-0		4-10-0		9-4-0			
8-11-0		1-1-0	0-0-0		HOME		0-0-0		2-8-0		5-2-0			
8-9-0		0-0-0	0-0-0		AWAY		2-5-0		2-2-0		4-2-0			
0-0-0		0-0-0	0-0-0		NEUTRAL		0-0-0		0-0-0		0-0-0			
8-10-0		1-1-0	0-0-0		NON-CONFERENCE		0-1-0		4-7-0		3-1-0			
3-7-0		1-1-0	0-0-0		HOME		0-0-0		2-5-0		0-1-0			
5-3-0		0-0-0	0-0-		AWAY		0-1-0		2-2-0		3-0-0			
0-0-0		0-0-0	0-0-0		NEUTRAL		0-0-0		0-0-0		0-0-0			
8-10-0		0-0-0	0-0-0		CONFERENCE		2-4-0		0-3-0		6-3-0			
5-4-0		0-0-0	0-0-0		HOME		0-0-0		0-3-0		5-1-0			
3-6-0		0-0-0	0-0-0		AWAY		2-4-0		0-0-0		1-2-0			
0-0-0		0-0-0	0-0-0		NEUTRAL		0-0-0		0-0-0		0-0-0			
RPI	S	Opponent	Score		RPI	S	Opponent	Score		RPI	S	Opponent	Score	
10	H	Texas Tech	6	14						102	H	Ohio St.	5	2
10	H	Texas Tech	8	5						102	H	Ohio St.	3	20
										102	H	Ohio St.	7	8
										102	H	Ohio St.	8	7
										111	H	West Virginia	6	9
										111	H	West Virginia	1	13
										111	H	West Virginia	4	9
										112	A	Arizona St.	11	7
										130	A	Texas	0	7
										130	A	Texas	4	3
										130	A	Texas	2	11
										139	H	Nevada	4	7
										139	H	Nevada	5	6
										139	H	Nevada	5	7
										156	H	Air Force	7	6
										156	H	Air Force	7	2
										156	H	Air Force	1	0
										170	A	Grand Canyon	7	2
										170	H	Grand Canyon	8	10
										186	A	San Diego St.	7	9
										186	A	San Diego St.	2	4
										186	A	San Diego St.	7	6
										202	H	San Jose St.	4	2
										202	H	San Jose St.	2	1
										202	H	San Jose St.	6	11
										215	A	UC Riverside	5	4
										215	A	UC Riverside	4	2
LAST 15 GAMES														
					112	A	Arizona St.	11	7	186	A	San Diego St.	7	6
					156	H	Air Force	7	6	170	A	Grand Canyon	7	2
					156	H	Air Force	7	2	53	A	New Mexico	6	5
					156	H	Air Force	1	0					
					91	A	San Diego	7	13					

Non-Div. I Games:

UNLV

186 A San Diego St.	2	4
186 A San Diego St.	7	9

U
N
L
V

U
N
L
V

Average RPI Win:		166	WON-LOST RECORD		WINNING PCT. RANK		LAST 15 GAMES		STRENGTH OF SCHEDULE		OPP. STRENGTH OF SCHEDULE		TEAM RPI		ADJ RPI		CONF. RPI		ADJ CONF. RPI	
DIV. I ONLY			19-15-0		.55882 108		10-4-0		241		131		150		.49891 150		15		15	
DIV. I NON-CONF.			12-11-0		.52174 135		3-2-0		277		131		192		.47463 192		15		15	
TOTALS		RPI 1-25		RPI 26-50		W-L RECORDS		RPI 51-100		RPI 101-150		RPI 150+								
19-15-0		2-0-0		0-1-0		OVERALL		2-2-0		1-0-0		14-12-0								
7-5-0		2-0-0		0-1-0		HOME		0-0-0		0-0-0		5-4-0								
10-9-0		0-0-0		0-0-0		AWAY		2-2-0		1-0-0		7-7-0								
2-1-0		0-0-0		0-0-0		NEUTRAL		0-0-0		0-0-0		2-1-0								
12-11-0		0-0-0		0-1-0		NON-CONFERENCE		2-2-0		1-0-0		9-8-0								
4-3-0		0-0-0		0-1-0		HOME		0-0-0		0-0-0		4-2-0								
6-7-0		0-0-0		0-0-		AWAY		2-2-0		1-0-0		3-5-0								
2-1-0		0-0-0		0-0-0		NEUTRAL		0-0-0		0-0-0		2-1-0								
7-4-0		2-0-0		0-0-0		CONFERENCE		0-0-0		0-0-0		5-4-0								
3-2-0		2-0-0		0-0-0		HOME		0-0-0		0-0-0		1-2-0								
4-2-0		0-0-0		0-0-0		AWAY		0-0-0		0-0-0		4-2-0								
0-0-0		0-0-0		0-0-0		NEUTRAL		0-0-0		0-0-0		0-0-0								
RPI	S	Opponent		Score		RPI	S	Opponent		Score		RPI	S	Opponent		Score				
25	H	UNCW		3 0		38	H	Bryant		2 19		96	A	Oklahoma		3 2				
25	H	UNCW		9 4								96	A	Oklahoma		4 13				
												96	A	Oklahoma		5 3				
												96	A	Oklahoma		4 10				
												137	A	Rhode Island		6 2				
												164	A	Delaware		14 0				
												164	A	Delaware		6 3				
												164	A	Delaware		6 1				
												167	A	Washington St.		1 8				
												167	A	Washington St.		2 7				
												167	A	Washington St.		1 4				
												167	A	Washington St.		5 3				
												183	A	Abilene Christian		4 3				
												183	A	Abilene Christian		3 4				
												183	A	Abilene Christian		3 2				
												183	A	Abilene Christian		0 1				
												199	N	Cornell		11 0				
												199	N	Cornell		6 0				
												199	N	Cornell		5 7				
												201	A	James Madison		4 6				
												201	A	James Madison		6 7				
												201	A	James Madison		20 5				
												208	H	Elon		6 3				
												208	H	Elon		0 2				
												208	H	Elon		2 3				
								LAST 15 GAMES				223	H	Harvard		3 2				
								38 H Bryant		2 19		208	H	Elon		6 3				
								164 A Delaware		14 0		223	H	Harvard		3 2				
								164 A Delaware		6 3		25	H	UNCW		3 0				
								164 A Delaware		6 1		243	H	Buffalo		3 6				
								227 H Quinnipiac		12 9		243	H	Buffalo		1 0				
												272	H	Massachusetts		2 3				

208 H Elon	2	3
208 H Elon	0	2

N
o
r
t
h
e
a
s
t
e
r
n

N
o
r
t
h
e
a
s
t
e
r
n

Average RPI Win:	168	WON-LOST	WINNING	LAST 15	STRENGTH OF	OPP. STRENGTH	TEAM	ADJ	CONF.	ADJ CONF.	
Average RPI Loss:	96	RECORD	PCT. RANK	GAMES	SCHEDULE	OF SCHEDULE	RPI	RPI	RPI	RPI	
DIV. I ONLY	20-14-0	.58824	88	10-5-0	243	65	151	.49864	151	6	6
DIV. I NON-CONF.	14-11-0	.56	113	4-2-0	208	87	144	.50232	144	6	6
TOTALS	RPI 1-25	RPI 26-50	W-L RECORDS		RPI 51-100	RPI 101-150		RPI 150+			
20-14-0	0-0-0	0-3-0	OVERALL		7-5-0	4-5-0		9-1-0			
13-5-0	0-0-0	0-0-0	HOME		5-3-0	1-1-0		7-1-0			
5-7-0	0-0-0	0-3-0	AWAY		2-2-0	3-2-0		0-0-0			
2-2-0	0-0-0	0-0-0	NEUTRAL		0-0-0	0-2-0		2-0-0			
14-11-0	0-0-0	0-3-0	NON-CONFERENCE		4-2-0	4-5-0		6-1-0			
8-4-0	0-0-0	0-0-0	HOME		3-2-0	1-1-0		4-1-0			
4-5-0	0-0-0	0-0-	AWAY		1-0-0	3-2-0		0-0-0			
2-2-0	0-0-0	0-0-0	NEUTRAL		0-0-0	0-2-0		2-0-0			
6-3-0	0-0-0	0-0-0	CONFERENCE		3-3-0	0-0-0		3-0-0			
5-1-0	0-0-0	0-0-0	HOME		2-1-0	0-0-0		3-0-0			
1-2-0	0-0-0	0-0-0	AWAY		1-2-0	0-0-0		0-0-0			
0-0-0	0-0-0	0-0-0	NEUTRAL		0-0-0	0-0-0		0-0-0			
RPI S	Opponent	Score	RPI S	Opponent	Score	RPI S	Opponent	Score	RPI S	Opponent	Score
			48 A	Cal St. Fullerton	1 6	63 A	Rutgers	2 3	108 A	Middle Tenn.	4 5
			48 A	Cal St. Fullerton	3 8	63 A	Rutgers	9 2	108 A	Middle Tenn.	2 3
			48 A	Cal St. Fullerton	2 3	63 A	Rutgers	1 7	108 A	Middle Tenn.	14 4
						89 H	Western Caro.	1 4	117 N	Seton Hall	4 6
						89 H	Western Caro.	9 1	117 N	Seton Hall	2 7
						89 H	Western Caro.	3 2	119 A	Cincinnati	7 3
						92 A	Indiana St.	7 5	119 H	Cincinnati	0 5
						92 H	Indiana St.	1 5	123 A	Evansville	7 6
						92 H	Indiana St.	5 3	138 H	Ball St.	4 3
						93 H	Iowa	7 1	231 H	Toledo	8 0
						93 H	Iowa	8 2	231 H	Toledo	5 1
						93 H	Iowa	5 6	231 H	Toledo	9 6
									231 H	Toledo	1 3
									251 N	Illinois St.	14 1
									255 H	Purdue	10 9
									255 H	Purdue	3 2
									255 H	Purdue	7 6
									280 H	Butler	27 1
									280 N	Butler	2 1
			LAST 15 GAMES								
			93 H	Iowa	5 6	119 A	Cincinnati	7 3			
			93 H	Iowa	8 2	63 A	Rutgers	9 2			
			93 H	Iowa	7 1	63 A	Rutgers	2 3			
			138 H	Ball St.	4 3						
			255 H	Purdue	7 6						

Non-Div. I Games:

Indiana

255 H Purdue	3	2
255 H Purdue	10	9

I
n
d
i
a
n
a

I
n
d
i
a
n
a

Average RPI Win:		200	WON-LOST RECORD		WINNING PCT. RANK		LAST 15 GAMES		STRENGTH OF SCHEDULE		OPP. STRENGTH OF SCHEDULE		TEAM RPI		ADJ RPI		CONF. RPI		ADJ CONF. RPI		
DIV. I ONLY			21-14-0		.6 81		11-4-0		222		194		152		.49852 152		24		24		
DIV. I NON-CONF.			12-11-0		.52174 135		2-1-0		223		129		176		.48476 176		25		25		
TOTALS		RPI 1-25		RPI 26-50		W-L RECORDS		RPI 51-100		RPI 101-150		RPI 150+									
21-14-0		1-1-0		0-0-0		OVERALL		1-4-0		3-3-0		16-6-0									
10-7-0		0-0-0		0-0-0		HOME		0-0-0		1-3-0		9-4-0									
10-4-0		1-1-0		0-0-0		AWAY		0-1-0		2-0-0		7-2-0									
1-3-0		0-0-0		0-0-0		NEUTRAL		1-3-0		0-0-0		0-0-0									
12-11-0		1-1-0		0-0-0		NON-CONFERENCE		1-4-0		3-3-0		7-3-0									
6-5-0		0-0-0		0-0-0		HOME		0-0-0		1-3-0		5-2-0									
5-3-0		1-1-0		0-0-		AWAY		0-1-0		2-0-0		2-1-0									
1-3-0		0-0-0		0-0-0		NEUTRAL		1-3-0		0-0-0		0-0-0									
9-3-0		0-0-0		0-0-0		CONFERENCE		0-0-0		0-0-0		9-3-0									
4-2-0		0-0-0		0-0-0		HOME		0-0-0		0-0-0		4-2-0									
5-1-0		0-0-0		0-0-0		AWAY		0-0-0		0-0-0		5-1-0									
0-0-0		0-0-0		0-0-0		NEUTRAL		0-0-0		0-0-0		0-0-0									
RPI	S	Opponent		Score		RPI	S	Opponent		Score		RPI	S	Opponent		Score					
10	A	Texas Tech		2	14							114	A	Baylor		7	4				
10	A	Texas Tech		7	6							114	A	Baylor		9	5				
												53	N	New Mexico		9	6				
												53	N	New Mexico		2	3				
												54	A	Arizona		8	11				
												91	N	San Diego		1	5				
												91	N	San Diego		1	10				
												125	H	SFA		7	6				
												125	H	SFA		7	14				
												125	H	SFA		4	5				
												153	H	Utah Valley		7	4				
												153	H	Utah Valley		4	7				
												153	H	Utah Valley		1	6				
												170	A	Grand Canyon		4	3				
												170	A	Grand Canyon		7	6				
												170	A	Grand Canyon		5	4				
												215	A	UC Riverside		2	8				
												215	A	UC Riverside		6	5				
												215	A	UC Riverside		4	2				
												257	A	UTRGV		7	3				
												257	A	UTRGV		12	3				
												257	A	UTRGV		3	9				
												258	H	Towson		9	8				
												258	H	Towson		8	5				
												258	H	Towson		17	3				
												268	H	Maine		1	3				
												268	H	Maine		3	13				
												268	H	Maine		7	3				
												268	H	Maine		3	2				
												291	H	Chicago St.		11	4				
												291	H	Chicago St.		17	5				
LAST 15 GAMES																					
153 H Utah Valley						1	6	257 A UTRGV						7	3	268 H Maine					
153 H Utah Valley						4	7	257 A UTRGV						12	3	268 H Maine					
153 H Utah Valley						7	4	257 A UTRGV						3	9	268 H Maine					
170 A Grand Canyon						7	6									291 H Chicago St.					
170 A Grand Canyon						4	3									291 H Chicago St.					

Non-Div. I Games:

New Mexico St.

170	A	Grand Canyon	5	4
53	N	New Mexico	2	3

RPI	S	Opponent	Score	
291	H	Chicago St.	8	2

New Mexico St.

N
e
w
M
e
x
i
c
o
s
t
.

N
e
w
M
e
x
i
c
o
s
t
.

U
t
a
h
v
a
l
l
e
y

Utah Valley

271	H	Northern Colo.	11	8
271	H	Northern Colo.	4	2

RPI	S	Opponent	Score	
271	H	Northern Colo.	4	2
271	H	Northern Colo.	11	8
271	H	Northern Colo.	6	8

Utah Valley

U
t
a
h
V
a
l
l
e
y

U
t
a
h
V
a
l
l
e
y

Average RPI Win:	112	WON-LOST RECORD	WINNING PCT. RANK	LAST 15 GAMES	STRENGTH OF SCHEDULE	OPP. STRENGTH OF SCHEDULE	TEAM RPI	ADJ RPI	CONF. RPI	ADJ CONF. RPI		
DIV. I ONLY		16-18-0	.47059	171	7-8-0	117	62	154	.49622	154	8	8
DIV. I NON-CONF.		12-10-0	.54545	126	4-2-0	84	78	107	.52631	107	8	8
<hr/>												
TOTALS	RPI 1-25	RPI 26-50		W-L RECORDS		RPI 51-100		RPI 101-150		RPI 150+		
16-18-0	0-0-0	4-3-0		OVERALL		4-4-0		2-6-0		6-5-0		
11-11-0	0-0-0	4-3-0		HOME		2-0-0		2-5-0		3-3-0		
5-7-0	0-0-0	0-0-0		AWAY		2-4-0		0-1-0		3-2-0		
0-0-0	0-0-0	0-0-0		NEUTRAL		0-0-0		0-0-0		0-0-0		
12-10-0	0-0-0	3-1-0		NON-CONFERENCE		3-2-0		0-2-0		6-5-0		
8-5-0	0-0-0	3-1-0		HOME		2-0-0		0-1-0		3-3-0		
4-5-0	0-0-0	0-0-		AWAY		1-2-0		0-1-0		3-2-0		
0-0-0	0-0-0	0-0-0		NEUTRAL		0-0-0		0-0-0		0-0-0		
4-8-0	0-0-0	1-2-0		CONFERENCE		1-2-0		2-4-0		0-0-0		
3-6-0	0-0-0	1-2-0		HOME		0-0-0		2-4-0		0-0-0		
1-2-0	0-0-0	0-0-0		AWAY		1-2-0		0-0-0		0-0-0		
0-0-0	0-0-0	0-0-0		NEUTRAL		0-0-0		0-0-0		0-0-0		
RPI	S	Opponent	Score	RPI	S	Opponent	Score	RPI	S	Opponent	Score	
				27	H	Michigan	5 3					
				33	H	Notre Dame	2 0					
				33	H	Notre Dame	0 5					
				33	H	Notre Dame	4 2					
				36	H	St. Mary's (CA)	0 1					
				36	H	St. Mary's (CA)	5 7					
				36	H	St. Mary's (CA)	13 9					
							</					

Non-Div. I Games:

Santa Clara

115 H Pepperdine	7	10
115 H Pepperdine	1	7

S
a
n
t
a
C
l
a
r
a

S
a
n
t
a
C
l
a
r
a

Average RPI Win: 254		WON-LOST	WINNING	LAST 15	STRENGTH OF		OPP. STRENGTH	TEAM	ADJ	CONF.	ADJ CONF.
Average RPI Loss: 110		RECORD	PCT. RANK	GAMES	SCHEDULE		OF SCHEDULE	RPI	RPI	RPI	RPI
DIV. I ONLY		23-14-0	.62162	70	10-5-0		237	278	155	.49621	155
DIV. I NON-CONF.		8-14-0	.36364	224	1-5-0		132	119	207	.46868	207
TOTALS		RPI 1-25	RPI 26-50		W-L RECORDS		RPI 51-100		RPI 101-150		RPI 150+
23-14-0	0-0-0	1-4-0		OVERALL		1-4-0		0-3-0		21-3-0	
15-4-0	0-0-0	1-0-0		HOME		0-1-0		0-1-0		14-2-0	
7-9-0	0-0-0	0-4-0		AWAY		1-3-0		0-2-0		6-0-0	
1-1-0	0-0-0	0-0-0		NEUTRAL		0-0-0		0-0-0		1-1-0	
8-14-0	0-0-0	1-4-0		NON-CONFERENCE		1-4-0		0-3-0		6-3-0	
6-4-0	0-0-0	1-0-0		HOME		0-1-0		0-1-0		5-2-0	
1-9-0	0-0-0	0-0-		AWAY		1-3-0		0-2-0		0-0-0	
1-1-0	0-0-0	0-0-0		NEUTRAL		0-0-0		0-0-0		1-1-0	
15-0-0	0-0-0	0-0-0		CONFERENCE		0-0-0		0-0-0		15-0-0	
9-0-0	0-0-0	0-0-0		HOME		0-0-0		0-0-0		9-0-0	
6-0-0	0-0-0	0-0-0		AWAY		0-0-0		0-0-0		6-0-0	
0-0-0	0-0-0	0-0-0		NEUTRAL		0-0-0		0-0-0		0-0-0	
RPI S	Opponent	Score	RPI S	Opponent	Score	RPI S	Opponent	Score	RPI S	Opponent	Score
26 A	South Ala.	3 4	26 H	South Ala.	12 7	70 A	Jacksonville St.	8 5	113 A	Auburn	0 11
35 A	Northwestern St.	2 4	70 A	Jacksonville St.	1 7	113 A	Auburn	2 11	143 H	Florida A&M	8 14
35 A	Northwestern St.	0 1	71 A	Troy	0 8	187 H	Winthrop	5 4	187 H	Winthrop	9 10
35 A	Northwestern St.	4 8	94 A	Samford	3 13	187 H	Winthrop	11 10	246 H	Northern Ky.	7 6
			94 H	Samford	7 18	246 H	Northern Ky.	5 8	246 H	Northern Ky.	9 3
						246 H	Northern Ky.	11 1	246 H	Northern Ky.	11 1
						276 N	Bowling Green	4 7	276 N	Bowling Green	11 3
						276 N	Bowling Green	11 3	284 A	Jackson St.	13 1
						284 A	Jackson St.	15 4	284 A	Jackson St.	7 4
						284 A	Jackson St.	7 4	284 H	Jackson St.	6 1
						284 H	Jackson St.	7 2	284 H	Jackson St.	4 3
						288 H	Alcorn	10 0	288 H	Alcorn	10 0
						288 H	Alcorn	8 1	288 H	Alcorn	7 3
						297 A	Alabama A&M	16 4	297 A	Alabama A&M	16 4
						297 A	Alabama A&M	17 2	297 A	Alabama A&M	17 2
						70 A	Jacksonville St.	1 7	300 H	Mississippi Val.	3 0
									300 H	Mississippi Val.	27 2
									300 H	Mississippi Val.	11 3
LAST 15 GAMES											
113 A	Auburn	2 11	297 A	Alabama A&M	16 4	297 A	Alabama A&M	17 2	297 A	Alabama A&M	17 2
94 A	Samford	3 13	70 A	Jacksonville St.	1 7	300 H	Mississippi Val.	3 0	300 H	Mississippi Val.	27 2
284 A	Jackson St.	13 1				300 H	Mississippi Val.	11 3	300 H	Mississippi Val.	11 3
284 A	Jackson St.	15 4									
284 A	Jackson St.	7 4									

Non-Div. I Games:

Alabama St.

26	H	South Ala.	12	7
297	A	Alabama A&M	7	3

A
l
a
b
a
m
a
s
t
.

A
l
a
b
a
m
a
s
t
.

Average RPI Win:	212	WON-LOST	WINNING	LAST 15	STRENGTH OF	OPP. STRENGTH	TEAM	ADJ	CONF.	ADJ CONF.	
Average RPI Loss:	142	RECORD	PCT. RANK	GAMES	SCHEDULE	OF SCHEDULE	RPI	RPI	RPI	RPI	
DIV. I ONLY	18-13-0	.58065	92	7-8-0	266	138	156	.49618	156	13	13
DIV. I NON-CONF.	10-6-0	.625	71	3-2-0	257	269	139	.50466	139	11	11
TOTALS	RPI 1-25	RPI 26-50	W-L RECORDS		RPI 51-100	RPI 101-150		RPI 150+			
18-13-0	0-0-0	0-0-0	OVERALL		0-5-0	2-3-0		16-5-0			
9-1-0	0-0-0	0-0-0	HOME		0-0-0	2-0-0		7-1-0			
6-10-0	0-0-0	0-0-0	AWAY		0-5-0	0-3-0		6-2-0			
3-2-0	0-0-0	0-0-0	NEUTRAL		0-0-0	0-0-0		3-2-0			
10-6-0	0-0-0	0-0-0	NON-CONFERENCE		0-2-0	0-0-0		10-4-0			
2-1-0	0-0-0	0-0-0	HOME		0-0-0	0-0-0		2-1-0			
5-3-0	0-0-0	0-0-	AWAY		0-2-0	0-0-0		5-1-0			
3-2-0	0-0-0	0-0-0	NEUTRAL		0-0-0	0-0-0		3-2-0			
8-7-0	0-0-0	0-0-0	CONFERENCE		0-3-0	2-3-0		6-1-0			
7-0-0	0-0-0	0-0-0	HOME		0-0-0	2-0-0		5-0-0			
1-7-0	0-0-0	0-0-0	AWAY		0-3-0	0-3-0		1-1-0			
0-0-0	0-0-0	0-0-0	NEUTRAL		0-0-0	0-0-0		0-0-0			
RPI S	Opponent	Score	RPI S	Opponent	Score	RPI S	Opponent	Score	RPI S	Opponent	Score
						65 A Fresno St.	1	14	139 H Nevada	5	2
						65 A Fresno St.	3	6	139 H Nevada	18	4
						65 A Fresno St.	1	5	149 A UNLV	2	7
						93 A Iowa	7	9	149 A UNLV	6	7
						93 A Iowa	2	22	149 A UNLV	0	1
									174 N Navy	10	5
									174 N Navy	1	3
									174 N Navy	0	5
									180 A Davidson	9	4
									185 N Marist	8	4
									186 H San Diego St.	17	13
									198 H Omaha	3	12
									198 H Omaha	18	10
									202 A San Jose St.	5	9
									202 A San Jose St.	7	2
									202 H San Jose St.	13	7
									202 H San Jose St.	9	3
									202 H San Jose St.	8	7
									202 H San Jose St.	12	4
									243 N Buffalo	13	0
									270 A UC Davis	5	2
									270 A UC Davis	9	8
									270 A UC Davis	2	6
									271 A Northern Colo.	4	2
									271 A Northern Colo.	14	4
									271 H Northern Colo.	14	7
LAST 15 GAMES											

Non-Div. I Games: Adams St. 13 1

Air Force

93 A	Iowa	7	9
202 H	San Jose St.	8	7

A
i
r
F
o
r
c
e

A
i
r
F
o
r
c
e

Average RPI Win: 213		WON-LOST	WINNING	LAST 15	STRENGTH OF	OPP. STRENGTH	TEAM	ADJ	CONF.	ADJ CONF.											
Average RPI Loss: 155		RECORD	PCT. RANK	GAMES	SCHEDULE	OF SCHEDULE	RPI	RPI	RPI	RPI											
DIV. I ONLY		19-14-1	.57353	98	10-5-0	261	160	157	.49574	157	19	19									
DIV. I NON-CONF.		15-12-1	.55357	122	6-3-0	264	152	165	.49401	165	19	19									
<hr/>																					
TOTALS		RPI 1-25		RPI 26-50		W-L RECORDS		RPI 51-100		RPI 101-150		RPI 150+									
19-14-1		1-3-0		0-0-0		OVERALL		1-1-0		2-3-1		15-7-0									
8-3-0		0-0-0		0-0-0		HOME		0-1-0		0-0-0		8-2-0									
10-10-1		1-3-0		0-0-0		AWAY		0-0-0		2-3-1		7-4-0									
1-1-0		0-0-0		0-0-0		NEUTRAL		1-0-0		0-0-0		0-1-0									
15-12-1		1-3-0		0-0-0		NON-CONFERENCE		1-1-0		2-3-1		11-5-0									
6-2-0		0-0-0		0-0-0		HOME		0-1-0		0-0-0		6-1-0									
8-9-1		1-3-0		0-0-		AWAY		0-0-0		2-3-1		5-3-0									
1-1-0		0-0-0		0-0-0		NEUTRAL		1-0-0		0-0-0		0-1-0									
4-2-0		0-0-0		0-0-0		CONFERENCE		0-0-0		0-0-0		4-2-0									
2-1-0		0-0-0		0-0-0		HOME		0-0-0		0-0-0		2-1-0									
2-1-0		0-0-0		0-0-0		AWAY		0-0-0		0-0-0		2-1-0									
0-0-0		0-0-0		0-0-0		NEUTRAL		0-0-0		0-0-0		0-0-0									
RPI	S	Opponent		Score		RPI	S	Opponent		Score		RPI	S	Opponent		Score					
9	A	Florida St.		4	16							127	A	Southern Ill.		2	2				
9	A	Florida St.		5	1							127	A	Southern Ill.		4	1				
9	A	Florida St.		2	9							127	A	Southern Ill.		3	6				
25	A	UNCW		1	16							139	A	Nevada		10	3				
												139	A	Nevada		1	5				
												139	A	Nevada		1	12				
												158	H	Georgetown		3	10				
												158	H	Georgetown		13	10				
												158	H	Georgetown		5	4				
												195	N	Richmond		10	14				
												203	H	Fairfield		11	7				
												204	A	Albany (NY)		20	3				
												212	A	Columbia		1	4				
												244	H	Wagner		9	5				
												262	A	Villanova		5	2				
												262	A	Villanova		6	1				
												262	A	Villanova		2	7				
												263	A	CSU Bakersfield		3	4				
												263	A	CSU Bakersfield		4	10				
												263	A	CSU Bakersfield		5	4				
												264	A	NYIT		8	1				
												264	H	NYIT		15	6				
												273	A	Fairleigh Dickinson		16	1				
												278	A	Iona		5	2				
												282	H	La Salle		9	2				
												282	H	La Salle		15	0				
												282	H	La Salle		16	7				
<hr/>																					
LAST 15 GAMES																					
				293	H	Saint Peter's		8	9	158	H	Georgetown		13	10	273	A	Fairleigh Dickinson		16	1
				262	A	Villanova		5	2	158	H	Georgetown		3	10	278	A	Iona		5	2
				262	A	Villanova		6	1	212	A	Columbia		1	4	282	H	La Salle		9	2
				262	A	Villanova		2	7							282	H	La Salle		15	0
				79	H	Princeton		4	9							282	H	La Salle		16	7

Non-Div. I Games:

St. John's (NY)

204	A	Albany (NY)	20	3
158	H	Georgetown	5	4

RPI	S	Opponent	Score	
293	H	Saint Peter's	8	9

St. John's (NY)

S
t
.
J
o
h
n
.
s
(
N
Y
)

S
t
.
J
o
h
n
.
s
(
N
Y
)

G
e
o
r
g
e
t
o
w
n

Georgetown

157 A St. John's (NY)	10	13
157 A St. John's (NY)	10	3

G
e
o
r
g
e
t
o
w
n

G
e
o
r
g
e
t
o
w
n

Average RPI Win: 214		WON-LOST	WINNING	LAST 15	STRENGTH OF		OPP. STRENGTH	TEAM	ADJ		CONF.	ADJ CONF.					
Average RPI Loss: 142		RECORD	PCT. RANK	GAMES	SCHEDULE		OF SCHEDULE	RPI	RPI		RPI	RPI					
DIV. I ONLY		17-14-0	.54839	117	10-5-0		224	214	159	.4952	159	20	20				
DIV. I NON-CONF.		10-11-0	.47619	164	4-3-0		267	219	214	.463	214	20	20				
TOTALS		RPI 1-25	RPI 26-50		W-L RECORDS		RPI 51-100		RPI 101-150		RPI 150+						
17-14-0		0-0-0	0-3-0		OVERALL		2-1-0		0-4-0		15-6-0						
11-1-0		0-0-0	0-0-0		HOME		0-0-0		0-0-0		11-1-0						
5-11-0		0-0-0	0-3-0		AWAY		2-1-0		0-4-0		3-3-0						
1-2-0		0-0-0	0-0-0		NEUTRAL		0-0-0		0-0-0		1-2-0						
10-11-0		0-0-0	0-3-0		NON-CONFERENCE		0-0-0		0-4-0		10-4-0						
7-0-0		0-0-0	0-0-0		HOME		0-0-0		0-0-0		7-0-0						
2-9-0		0-0-0	0-0-		AWAY		0-0-0		0-4-0		2-2-0						
1-2-0		0-0-0	0-0-0		NEUTRAL		0-0-0		0-0-0		1-2-0						
7-3-0		0-0-0	0-0-0		CONFERENCE		2-1-0		0-0-0		5-2-0						
4-1-0		0-0-0	0-0-0		HOME		0-0-0		0-0-0		4-1-0						
3-2-0		0-0-0	0-0-0		AWAY		2-1-0		0-0-0		1-1-0						
0-0-0		0-0-0	0-0-0		NEUTRAL		0-0-0		0-0-0		0-0-0						
RPI	S	Opponent	Score		RPI	S	Opponent	Score		RPI	S	Opponent	Score				
			41	A	Creighton		0	4	69	A	Hartford		9	0			
			41	A	Creighton		4	5	69	A	Hartford		2	0			
			41	A	Creighton		0	4	69	A	Hartford		5	9			
												114	A	Baylor		5	6
												114	A	Baylor		4	20
												114	A	Baylor		2	16
												135	A	Wofford		8	9
												160	H	UMass Lowell		5	0
												160	H	UMass Lowell		5	3
												160	H	UMass Lowell		1	2
												165	H	Sacred Heart		4	2
												193	A	UMBC		15	10
												193	A	UMBC		1	2
												208	A	Elon		4	1
												209	H	Manhattan		8	2
												211	A	Fordham		1	6
												232	A	USC Upstate		6	8
												237	N	Dayton		11	6
												249	N	Appalachian St.		0	4
												260	A	LIU Brooklyn		8	1
												262	H	Villanova		8	3
												264	H	NYIT		5	1
												268	H	Maine		2	1
												268	H	Maine		11	0
												276	N	Bowling Green		4	5
												278	H	Iona		11	2
												278	H	Iona		15	4
												293	H	Saint Peter's		7	3
LAST 15 GAMES																	
			160	H	UMass Lowell		5	3	209	H	Manhattan		8	2			
			160	H	UMass Lowell		5	0	278	H	Iona		15	4			
			160	H	UMass Lowell		1	2	268	H	Maine		2	1			
			260	A	LIU Brooklyn		8	1									
			69	A	Hartford		2	0									

Non-Div. I Games:

Stony Brook

69 A Hartford	5	9
69 A Hartford	9	0

S
t
o
n
y
B
r
o
o
k

S
t
o
n
y
B
r
o
o
k

Average RPI Win: 200		WON-LOST	WINNING	LAST 15	STRENGTH OF		OPP. STRENGTH	TEAM	ADJ	CONF.	ADJ CONF.
Average RPI Loss: 149		RECORD	PCT. RANK	GAMES	SCHEDULE		OF SCHEDULE	RPI	RPI	RPI	RPI
DIV. I ONLY		16-16-0	.5	147	7-8-0		179	232	160	.49491	160
DIV. I NON-CONF.		12-8-0	.6	89	3-1-0		236	233	130	.5129	130
TOTALS		RPI 1-25	RPI 26-50		W-L RECORDS		RPI 51-100		RPI 101-150		RPI 150+
16-16-0	0-2-0	0-0-0		OVERALL		1-2-0		2-2-0		13-10-0	
5-5-0	0-0-0	0-0-0		HOME		1-2-0		2-1-0		2-2-0	
8-10-0	0-2-0	0-0-0		AWAY		0-0-0		0-0-0		8-8-0	
3-1-0	0-0-0	0-0-0		NEUTRAL		0-0-0		0-1-0		3-0-0	
12-8-0	0-2-0	0-0-0		NON-CONFERENCE		0-0-0		0-1-0		12-5-0	
2-2-0	0-0-0	0-0-0		HOME		0-0-0		0-0-0		2-2-0	
7-5-0	0-2-0	0-0-		AWAY		0-0-0		0-0-0		7-3-0	
3-1-0	0-0-0	0-0-0		NEUTRAL		0-0-0		0-1-0		3-0-0	
4-8-0	0-0-0	0-0-0		CONFERENCE		1-2-0		2-1-0		1-5-0	
3-3-0	0-0-0	0-0-0		HOME		1-2-0		2-1-0		0-0-0	
1-5-0	0-0-0	0-0-0		AWAY		0-0-0		0-0-0		1-5-0	
0-0-0	0-0-0	0-0-0		NEUTRAL		0-0-0		0-0-0		0-0-0	
RPI S	Opponent	Score		RPI S	Opponent	Score		RPI S	Opponent	Score	
17 A	Mississippi St.	2	4					69 H	Hartford	3	4
17 A	Mississippi St.	2	4					69 H	Hartford	0	6
								69 H	Hartford	6	5
								144 N	San Francisco	1	8
								146 H	Binghamton	2	1
								146 H	Binghamton	0	5
								146 H	Binghamton	8	7
								154 A	Santa Clara	4	3
								154 A	Santa Clara	3	0
								154 A	Santa Clara	1	7
								159 A	Stony Brook	2	1
								159 A	Stony Brook	3	5
								159 A	Stony Brook	0	5
								164 A	Delaware	2	4
								164 A	Delaware	5	3
								185 A	Marist	3	6
								193 A	UMBC	0	1
								193 A	UMBC	3	4
								193 A	UMBC	5	10
								205 A	Holy Cross	5	2
								219 N	Nicholls St.	9	6
								219 N	Nicholls St.	11	2
								229 A	Dartmouth	11	6
								253 A	Army West Point	7	5
								256 A	Brown	9	8
								264 H	NYIT	6	4
								264 H	NYIT	8	0
								264 H	NYIT	2	8
								264 H	NYIT	1	7
								292 N	Delaware St.	3	0
				LAST 15 GAMES							
				256 A	Brown	9	8	146 H	Binghamton	0	5
				159 A	Stony Brook	3	5	253 A	Army West Point	7	5
				159 A	Stony Brook	0	5	69 H	Hartford	0	6
				159 A	Stony Brook	2	1				
				229 A	Dartmouth	11	6				

Non-Div. I Games:

UMass Lowell

146 H Binghamton	8	7
146 H Binghamton	2	1

U
M
a
s
s
L
o
w
e
l
l

U
M
a
s
s
L
o
w
e
l
l

Average RPI Win:	198	WON-LOST RECORD	WINNING PCT. RANK	LAST 15 GAMES	STRENGTH OF SCHEDULE	OPP. STRENGTH OF SCHEDULE	TEAM RPI	ADJ RPI	CONF. RPI	ADJ CONF. RPI						
DIV. I ONLY		15-20-0	.42857	204	5-10-0	79	207	161	.49434	161	11	11				
DIV. I NON-CONF.		9-11-0	.45	177	3-4-0	69	229	160	.49552	160	9	9				
<hr/>																
TOTALS	RPI 1-25	RPI 26-50		W-L RECORDS		RPI 51-100		RPI 101-150		RPI 150+						
15-20-0	0-1-0	0-6-0		OVERALL		1-9-0		4-1-0		10-3-0						
13-4-0	0-0-0	0-0-0		HOME		0-3-0		4-0-0		9-1-0						
2-15-0	0-1-0	0-5-0		AWAY		1-6-0		0-1-0		1-2-0						
0-1-0	0-0-0	0-1-0		NEUTRAL		0-0-0		0-0-0		0-0-0						
9-11-0	0-1-0	0-3-0		NON-CONFERENCE		1-6-0		1-1-0		7-0-0						
8-3-0	0-0-0	0-0-0		HOME		0-3-0		1-0-0		7-0-0						
1-7-0	0-1-0	0-0-		AWAY		1-3-0		0-1-0		0-0-0						
0-1-0	0-0-0	0-1-0		NEUTRAL		0-0-0		0-0-0		0-0-0						
6-9-0	0-0-0	0-3-0		CONFERENCE		0-3-0		3-0-0		3-3-0						
5-1-0	0-0-0	0-0-0		HOME		0-0-0		3-0-0		2-1-0						
1-8-0	0-0-0	0-3-0		AWAY		0-3-0		0-0-0		1-2-0						
0-0-0	0-0-0	0-0-0		NEUTRAL		0-0-0		0-0-0		0-0-0						
<hr/>																
RPI	S	Opponent	Score		RPI	S	Opponent	Score		RPI	S	Opponent	Score			
13	A	Vanderbilt	6	8	44	A	Oregon St.	2	6	55	A	Southeast Mo. St.	0	6		
					44	A	Oregon St.	1	7	55	A	Southeast Mo. St.	2	6		
					44	N	Oregon St.	2	6	55	A	Southeast Mo. St.	1	0		
					50	A	Lamar	5	19	84	H	Missouri St.	6	10		
					50	A	Lamar	2	9	84	H	Missouri St.	5	6		
					50	A	Lamar	6	7	84	H	Missouri St.	1	12		
										85	A	Sam Houston St.	7	9		
										85	A	Sam Houston St.	0	2		
										85	A	Sam Houston St.	3	6		
										96	A	Oklahoma	0	3		
												121	A	Little Rock	5	6
												121	H	Little Rock	6	1
												125	H	SFA	3	2
												125	H	SFA	9	7
												125	H	SFA	5	4
												178	H	Houston Baptist	8	7
												178	H	Houston Baptist	2	3
												178	H	Houston Baptist	11	0
												206	H	Tennessee Tech	14	6
												219	A	Nicholls St.	5	6
												219	A	Nicholls St.	7	2
												219	A	Nicholls St.	2	8
												269	H	Eastern Ill.	4	2
												269	H	Eastern Ill.	9	1
												269	H	Eastern Ill.	4	3
												269	H	Eastern Ill.	6	5
												279	H	Ark.-Pine Bluff	4	3
												279	H	Ark.-Pine Bluff	4	0
<hr/>																
LAST 15 GAMES																
		13	A	Vanderbilt	6	8			44	A	Oregon St.	2	6			
		219	A	Nicholls St.	7	2			279	H	Ark.-Pine Bluff	4	0			
		219	A	Nicholls St.	5	6			85	A	Sam Houston St.	7	9			
		219	A	Nicholls St.	2	8										
		121	H	Little Rock	6	1										

Non-Div. I Games:

Central Ark.

44	A	Oregon St.	1	7
44	N	Oregon St.	2	6

C
e
n
t
r
a
l
A
r
k
.

C
e
n
t
r
a
l
A
r
k
.

Non-Div. I Games:

Monmouth

293 A Saint Peter's	11	7
293 A Saint Peter's	4	1

M
o
n
m
o
u
t
h

M
o
n
m
o
u
t
h

Average RPI Win: 176		WON-LOST	WINNING	LAST 15	STRENGTH OF		OPP. STRENGTH	TEAM	ADJ	CONF.	ADJ CONF.
Average RPI Loss: 92		RECORD	PCT. RANK	GAMES	SCHEDULE		OF SCHEDULE	RPI	RPI	RPI	RPI
DIV. I ONLY		21-17-0	.55263	112	6-9-0		183	57	163	.49395	163
DIV. I NON-CONF.		12-11-0	.52174	135	3-5-0		237	31	181	.48007	181
TOTALS		RPI 1-25	RPI 26-50		W-L RECORDS		RPI 51-100		RPI 101-150		RPI 150+
21-17-0		0-3-0	0-4-0		OVERALL		1-1-0		9-7-0		11-2-0
15-11-0		0-1-0	0-3-0		HOME		0-0-0		5-6-0		10-1-0
5-5-0		0-2-0	0-0-0		AWAY		0-1-0		4-1-0		1-1-0
1-1-0		0-0-0	0-1-0		NEUTRAL		1-0-0		0-0-0		0-0-0
12-11-0		0-3-0	0-1-0		NON-CONFERENCE		1-1-0		3-4-0		8-2-0
9-5-0		0-1-0	0-0-0		HOME		0-0-0		2-3-0		7-1-0
2-5-0		0-2-0	0-0-		AWAY		0-1-0		1-1-0		1-1-0
1-1-0		0-0-0	0-1-0		NEUTRAL		1-0-0		0-0-0		0-0-0
9-6-0		0-0-0	0-3-0		CONFERENCE		0-0-0		6-3-0		3-0-0
6-6-0		0-0-0	0-3-0		HOME		0-0-0		3-3-0		3-0-0
3-0-0		0-0-0	0-0-0		AWAY		0-0-0		3-0-0		0-0-0
0-0-0		0-0-0	0-0-0		NEUTRAL		0-0-0		0-0-0		0-0-0
RPI S	Opponent	Score	RPI S	Opponent	Score	RPI S	Opponent	Score	RPI S	Opponent	Score
5 A	Texas A&M	1 14	26 H	South Ala.	2 3	85 A	Sam Houston St.	6 8	114 A	Baylor	12 3
18 A	Rice	4 8	26 H	South Ala.	4 6	100 N	UCF	2 1	118 H	La.-Monroe	6 1
18 H	Rice	1 3	26 H	South Ala.	3 7				118 H	La.-Monroe	3 2
			49 N	Michigan St.	2 3				118 H	La.-Monroe	7 5
									120 A	Ga. Southern	4 3
									120 A	Ga. Southern	4 3
									120 A	Ga. Southern	7 3
									121 H	Little Rock	2 10
									121 H	Little Rock	6 7
									121 H	Little Rock	7 8
									122 A	UTSA	7 14
									122 H	UTSA	13 10
									130 H	Texas	4 10
									139 H	Nevada	3 6
									139 H	Nevada	6 17
									139 H	Nevada	3 2
									167 H	Washington St.	8 9
									167 H	Washington St.	7 6
									167 H	Washington St.	6 2
									167 H	Washington St.	10 1
									228 A	A&M-Corpus Christi	11 0
									228 H	A&M-Corpus Christi	4 1
									249 H	Appalachian St.	16 0
									249 H	Appalachian St.	4 2
									249 H	Appalachian St.	4 0
									257 A	UTRGV	3 4
									267 H	Incarnate Word	4 0
LAST 15 GAMES			LAST 15 GAMES			LAST 15 GAMES			LAST 15 GAMES		
5 A	Texas A&M	1 14	139 H	Nevada	3 6	228 H	A&M-Corpus Christi	4 1	249 H	Appalachian St.	4 0
121 H	Little Rock	6 7	228 H	A&M-Corpus Christi	4 1	122 H	UTSA	13 10	257 A	UTRGV	3 4
121 H	Little Rock	2 10							267 H	Incarnate Word	4 0
121 H	Little Rock	7 8									
18 H	Rice	1 3									

Non-Div. I Games:

Texas St.

Texas St.

139	H	Nevada	3	2
139	H	Nevada	6	17

Through Games Of April 19, 2016

RPI	S	Opponent	Score	
267	H	Incarnate Word	22	5
267	H	Incarnate Word	5	4

Texas St.

T
e
x
a
s
S
t
.

T
e
x
a
s
S
t
.

Average RPI Win: 187		WON-LOST	WINNING	LAST 15	STRENGTH OF		OPP. STRENGTH	TEAM	ADJ	CONF.	ADJ CONF.
Average RPI Loss: 132		RECORD	PCT. RANK	GAMES	SCHEDULE		OF SCHEDULE	RPI	RPI	RPI	RPI
DIV. I ONLY		21-15-0	.58333	91	5-10-0		214	161	164	.49324	164
DIV. I NON-CONF.		17-7-0	.70833	42	1-2-0		220	191	112	.52471	112
TOTALS		RPI 1-25	RPI 26-50		W-L RECORDS		RPI 51-100		RPI 101-150		RPI 150+
21-15-0	0-0-0	2-4-0		OVERALL		0-1-0		4-4-0		15-6-0	
13-8-0	0-0-0	1-1-0		HOME		0-0-0		4-4-0		8-3-0	
6-6-0	0-0-0	0-3-0		AWAY		0-1-0		0-0-0		6-2-0	
2-1-0	0-0-0	1-0-0		NEUTRAL		0-0-0		0-0-0		1-1-0	
17-7-0	0-0-0	2-1-0		NON-CONFERENCE		0-1-0		4-1-0		11-4-0	
12-3-0	0-0-0	1-1-0		HOME		0-0-0		4-1-0		7-1-0	
3-3-0	0-0-0	0-0-		AWAY		0-1-0		0-0-0		3-2-0	
2-1-0	0-0-0	1-0-0		NEUTRAL		0-0-0		0-0-0		1-1-0	
4-8-0	0-0-0	0-3-0		CONFERENCE		0-0-0		0-3-0		4-2-0	
1-5-0	0-0-0	0-0-0		HOME		0-0-0		0-3-0		1-2-0	
3-3-0	0-0-0	0-3-0		AWAY		0-0-0		0-0-0		3-0-0	
0-0-0	0-0-0	0-0-0		NEUTRAL		0-0-0		0-0-0		0-0-0	
RPI S	Opponent	Score	RPI S	Opponent	Score	RPI S	Opponent	Score	RPI S	Opponent	Score
			31 A	Col. of Charleston	2 15	52 A	Old Dominion	4 10	124 H	Saint Joseph's	4 9
			31 A	Col. of Charleston	2 3				146 H	Binghamton	13 2
			31 A	Col. of Charleston	4 14				146 H	Binghamton	9 7
			32 H	Maryland	12 7				146 H	Binghamton	5 4
			32 N	Maryland	10 8				146 H	Binghamton	4 2
			38 H	Bryant	5 16				150 H	Northeastern	0 14
									150 H	Northeastern	3 6
									150 H	Northeastern	1 6
									160 H	UMass Lowell	4 2
									160 H	UMass Lowell	3 5
									171 A	Stetson	12 10
									171 A	Stetson	6 1
									171 A	Stetson	2 5
									189 N	Virginia Tech	7 6
									201 H	James Madison	12 14
									201 H	James Madison	16 6
									201 H	James Madison	3 7
									203 H	Fairfield	11 6
									203 H	Fairfield	22 6
									203 H	Fairfield	4 3
									209 N	Manhattan	2 10
									213 A	Hofstra	8 4
									213 A	Hofstra	8 4
									213 A	Hofstra	13 3
									274 A	Lehigh	7 16
									282 A	La Salle	4 2
									282 H	La Salle	22 1
LAST 15 GAMES			124 H	Saint Joseph's	4 9	282 A	La Salle	4 2			
			150 H	Northeastern	0 14	201 H	James Madison	12 14			
			150 H	Northeastern	3 6	201 H	James Madison	16 6			
			150 H	Northeastern	1 6						
			213 A	Hofstra	8 4						

Non-Div. I Games:

Delaware

213	A	Hofstra	13	3
213	A	Hofstra	8	4

RPI	S	Opponent	Score	
292	H	Delaware St.	4	2
292	H	Delaware St.	8	3

Delaware

D
e
l
a
w
a
r
e

D
e
l
a
w
a
r
e

Average RPI Win:		238	WON-LOST RECORD		WINNING PCT. RANK		LAST 15 GAMES		STRENGTH OF SCHEDULE		OPP. STRENGTH OF SCHEDULE		TEAM RPI		ADJ RPI		CONF. RPI		ADJ CONF. RPI	
DIV. I ONLY			17-14-0		.54839 117		11-4-0		255		235		165		.49298 165		28		28	
DIV. I NON-CONF.			8-12-0		.4 204		3-2-0		261		174		196		.47313 195		28		28	
TOTALS		RPI 1-25		RPI 26-50		W-L RECORDS		RPI 51-100		RPI 101-150		RPI 150+								
17-14-0		0-3-0		0-0-0		OVERALL		0-0-0		1-3-0		16-8-0								
7-2-0		0-0-0		0-0-0		HOME		0-0-0		0-0-0		7-2-0								
10-12-0		0-3-0		0-0-0		AWAY		0-0-0		1-3-0		9-6-0								
0-0-0		0-0-0		0-0-0		NEUTRAL		0-0-0		0-0-0		0-0-0								
8-12-0		0-3-0		0-0-0		NON-CONFERENCE		0-0-0		1-3-0		7-6-0								
2-0-0		0-0-0		0-0-0		HOME		0-0-0		0-0-0		2-0-0								
6-12-0		0-3-0		0-0-		AWAY		0-0-0		1-3-0		5-6-0								
0-0-0		0-0-0		0-0-0		NEUTRAL		0-0-0		0-0-0		0-0-0								
9-2-0		0-0-0		0-0-0		CONFERENCE		0-0-0		0-0-0		9-2-0								
5-2-0		0-0-0		0-0-0		HOME		0-0-0		0-0-0		5-2-0								
4-0-0		0-0-0		0-0-0		AWAY		0-0-0		0-0-0		4-0-0								
0-0-0		0-0-0		0-0-0		NEUTRAL		0-0-0		0-0-0		0-0-0								
RPI	S	Opponent		Score		RPI	S	Opponent		Score		RPI	S	Opponent		Score				
12	A	La.-Lafayette		0	8							124	A	Saint Joseph's		6	5			
12	A	La.-Lafayette		0	4							125	A	SFA		11	13			
12	A	La.-Lafayette		3	9							125	A	SFA		1	15			
												125	A	SFA		5	7			
												159	A	Stony Brook		2	4			
												211	H	Fordham		2	1			
												219	A	Nicholls St.		7	5			
												219	A	Nicholls St.		7	8			
												219	A	Nicholls St.		0	5			
												220	A	Yale		9	0			
												220	H	Yale		7	0			
												225	H	Central Conn. St.		5	4			
												225	H	Central Conn. St.		7	4			
												225	H	Central Conn. St.		3	2			
												225	H	Central Conn. St.		4	11			
												234	A	Rider		2	4			
												234	A	Rider		7	4			
												234	A	Rider		1	4			
												260	A	LIU Brooklyn		5	2			
												260	A	LIU Brooklyn		11	0			
												260	A	LIU Brooklyn		5	0			
												260	A	LIU Brooklyn		8	0			
												225	H	Central Conn. St.		7	4			
												225	H	Central Conn. St.		5	4			
												225	H	Central Conn. St.		3	2			
												225	H	Central Conn. St.		4	11			
												220	H	Yale		7	0			
												225	H	Central Conn. St.		7	4			
												273	H	Fairleigh Dickinson		4	5			
												273	H	Fairleigh Dickinson		2	0			
												262	A	Villanova		2	3			
												262	A	Villanova		2	0			
												273	H	Fairleigh Dickinson		9	6			
												273	H	Fairleigh Dickinson		4	5			
												273	H	Fairleigh Dickinson		2	0			

Non-Div. I Games:

Sacred Heart

234	A	Rider	7	4
234	A	Rider	2	4

RPI	S	Opponent	Score	
288	A	Alcorn	16	3

Sacred Heart

S
a
c
r
e
d
H
e
a
r
t

S
a
c
r
e
d
H
e
a
r
t

Average RPI Win: 202		WON-LOST	WINNING	LAST 15	STRENGTH OF		OPP. STRENGTH	TEAM	ADJ	CONF.	ADJ CONF.
Average RPI Loss: 164		RECORD	PCT. RANK	GAMES	SCHEDULE		OF SCHEDULE	RPI	RPI	RPI	RPI
DIV. I ONLY		15-17-0	.46875	175	5-8-0		188	254	166	.49293	166
DIV. I NON-CONF.		10-7-0	.58824	96	1-1-0		101	250	75	.54245	75
TOTALS		RPI 1-25	RPI 26-50		W-L RECORDS		RPI 51-100		RPI 101-150		RPI 150+
15-17-0	0-1-0	3-2-0		OVERALL		1-3-0		0-0-0		11-11-0	
4-0-0	0-0-0	0-0-0		HOME		0-0-0		0-0-0		4-0-0	
8-12-0	0-1-0	3-1-0		AWAY		0-3-0		0-0-0		5-7-0	
3-5-0	0-0-0	0-1-0		NEUTRAL		1-0-0		0-0-0		2-4-0	
10-7-0	0-1-0	3-2-0		NON-CONFERENCE		1-0-0		0-0-0		6-4-0	
1-0-0	0-0-0	0-0-0		HOME		0-0-0		0-0-0		1-0-0	
6-2-0	0-1-0	3-0-		AWAY		0-0-0		0-0-0		3-0-0	
3-5-0	0-0-0	0-1-0		NEUTRAL		1-0-0		0-0-0		2-4-0	
5-10-0	0-0-0	0-0-0		CONFERENCE		0-3-0		0-0-0		5-7-0	
3-0-0	0-0-0	0-0-0		HOME		0-0-0		0-0-0		3-0-0	
2-10-0	0-0-0	0-0-0		AWAY		0-3-0		0-0-0		2-7-0	
0-0-0	0-0-0	0-0-0		NEUTRAL		0-0-0		0-0-0		0-0-0	
RPI S	Opponent	Score		RPI S	Opponent	Score		RPI S	Opponent	Score	
19 A	Minnesota	0 10		49 N	Michigan St.	5 9		68 A	Oral Roberts	3 10	
				50 A	Lamar	6 7		68 A	Oral Roberts	6 8	
				50 A	Lamar	7 6		68 A	Oral Roberts	3 6	
				50 A	Lamar	3 0		78 N	Boston College	4 2	
				50 A	Lamar	7 5					

248 H IPFW	15	5
248 H IPFW	7	1

N
o
r
t
h
D
a
k
o
t
a
S
t
.

N
o
r
t
h
D
a
k
o
t
a
S
t
.

Average RPI Win:	130	WON-LOST RECORD	WINNING PCT. RANK	LAST 15 GAMES	STRENGTH OF SCHEDULE	OPP. STRENGTH OF SCHEDULE	TEAM RPI	ADJ RPI	CONF. RPI	ADJ CONF. RPI		
DIV. I ONLY		12-21-0	.36364	236	5-10-0	36	191	167	.49289	167	3	3
DIV. I NON-CONF.		7-11-0	.38889	212	0-2-0	79	287	198	.47257	198	3	3
<hr/>												
TOTALS	RPI 1-25	RPI 26-50		W-L RECORDS		RPI 51-100		RPI 101-150		RPI 150+		
12-21-0	0-0-0	2-3-0		OVERALL		2-7-0		4-3-0		4-8-0		
7-8-0	0-0-0	2-2-0		HOME		0-0-0		4-3-0		1-3-0		
3-12-0	0-0-0	0-1-0		AWAY		2-7-0		0-0-0		1-4-0		
2-1-0	0-0-0	0-0-0		NEUTRAL		0-0-0		0-0-0		2-1-0		
<hr/>												
7-11-0	0-0-0	0-2-0		NON-CONFERENCE		0-0-0		3-1-0		4-8-0		
4-5-0	0-0-0	0-1-0		HOME		0-0-0		3-1-0		1-3-0		
1-5-0	0-0-0	0-0-		AWAY		0-0-0		0-0-0		1-4-0		
2-1-0	0-0-0	0-0-0		NEUTRAL		0-0-0		0-0-0		2-1-0		
<hr/>												
5-10-0	0-0-0	2-1-0		CONFERENCE		2-7-0		1-2-0		0-0-0		
3-3-0	0-0-0	2-1-0		HOME		0-0-0		1-2-0		0-0-0		
2-7-0	0-0-0	0-0-0		AWAY		2-7-0		0-0-0		0-0-0		
0-0-0	0-0-0	0-0-0		NEUTRAL		0-0-0		0-0-0		0-0-0		
<hr/>												
RPI	S	Opponent	Score	RPI	S	Opponent	Score	RPI	S	Opponent	Score	
				42	A	Gonzaga	0 8	54	A	Arizona	6 2	
				42	H	Gonzaga	4 7	54	A	Arizona	0 8	
				44	H	Oregon St.	7 5	54	A	Arizona	3 7	
				44	H	Oregon St.	8 3	62	A	Stanford	5 2	
				44	H	Oregon St.	3 12	62	A	Stanford	1 6	
								62	A	Stanford	0 5	
								75	A	UCLA	5 6	
								75	A	UCLA	2 5	
								75	A	UCLA	2 11	

Non-Div. I Games:

Washington St.

54	A	Arizona	0	8
42	A	Gonzaga	0	8

W
a
s
h
i
n
g
t
o
n
s
t
.

W
a
s
h
i
n
g
t
o
n
s
t
.

Average RPI Win: 154		WON-LOST	WINNING	LAST 15	STRENGTH OF	OPP. STRENGTH	TEAM	ADJ	CONF.	ADJ CONF.						
Average RPI Loss: 97		RECORD	PCT. RANK	GAMES	SCHEDULE	OF SCHEDULE	RPI	RPI	RPI	RPI						
DIV. I ONLY		16-21-0	.43243	201	6-9-0	105	78	168	.49256	168	4	4				
DIV. I NON-CONF.		11-11-0	.5	147	2-0-0	106	88	155	.49804	155	4	4				
<hr/>																
TOTALS		RPI 1-25		RPI 26-50		W-L RECORDS		RPI 51-100		RPI 101-150		RPI 150+				
16-21-0		0-3-0		0-0-0		OVERALL		2-6-0		7-8-0		7-4-0				
10-12-0		0-0-0		0-0-0		HOME		0-3-0		5-7-0		5-2-0				
6-9-0		0-3-0		0-0-0		AWAY		2-3-0		2-1-0		2-2-0				
0-0-0		0-0-0		0-0-0		NEUTRAL		0-0-0		0-0-0		0-0-0				
<hr/>																
11-11-0		0-3-0		0-0-0		NON-CONFERENCE		1-1-0		4-5-0		6-2-0				
9-7-0		0-0-0		0-0-0		HOME		0-0-0		4-5-0		5-2-0				
2-4-0		0-3-0		0-0-		AWAY		1-1-0		0-0-0		1-0-0				
0-0-0		0-0-0		0-0-0		NEUTRAL		0-0-0		0-0-0		0-0-0				
<hr/>																
5-10-0		0-0-0		0-0-0		CONFERENCE		1-5-0		3-3-0		1-2-0				
1-5-0		0-0-0		0-0-0		HOME		0-3-0		1-2-0		0-0-0				
4-5-0		0-0-0		0-0-0		AWAY		1-2-0		2-1-0		1-2-0				
0-0-0		0-0-0		0-0-0		NEUTRAL		0-0-0		0-0-0		0-0-0				
<hr/>																
RPI	S	Opponent	Score		RPI	S	Opponent	Score		RPI	S	Opponent	Score			
6	A	Ole Miss	2	9						101	H	Marshall	4	5		
6	A	Ole Miss	5	16						101	H	Marshall	5	6		
6	A	Ole Miss	4	7						101	H	Marshall	10	5		
							52	H	Old Dominion	2	10					
							52	H	Old Dominion	1	11					
							52	H	Old Dominion	11	12					
							82	A	Jacksonville	5	10	106	H	Missouri	6	7
							82	A	Jacksonville	3	2	109	H	Loyola Marymount	4	5
							88	A	Louisiana Tech	0	5	109	H	Loyola Marymount	4	8
							88	A	Louisiana Tech	1	6	109	H	Loyola Marymount	3	10
							88	A	Louisiana Tech	1	0	109	H	Loyola Marymount	6	0
												117	H	Seton Hall	5	1
												117	H	Seton Hall	8	3
												117	H	Seton Hall	10	1
												117	H	Seton Hall	1	2
												122	A	UTSA	8	4
												122	A	UTSA	12	4
												122	A	UTSA	0	6
												171	H	Stetson	5	8
												175	A	Charlotte	3	4
												175	A	Charlotte	2	6
												175	A	Charlotte	8	5
												209	H	Manhattan	6	0
												209	H	Manhattan	6	7
												209	H	Manhattan	5	2
												209	H	Manhattan	8	4
												214	A	Bethune-Cookman	21	8
												214	H	Bethune-Cookman	4	3
												251	H	Illinois St.	11	6
<hr/>																
LAST 15 GAMES																
							88	A	Louisiana Tech	0	5	122	A	UTSA	8	4
							88	A	Louisiana Tech	1	6	122	A	UTSA	12	4
							88	A	Louisiana Tech	1	0	122	A	UTSA	0	6
							214	H	Bethune-Cookman	4	3					
							52	H	Old Dominion	1	11					

Non-Div. I Games: St. Thomas (FL) 6 1

FIU

52 H Old Dominion	2	10
52 H Old Dominion	11	12

F
I
U

F
I
U

Average RPI Win:		224	WON-LOST RECORD		WINNING PCT. RANK	LAST 15 GAMES	STRENGTH OF SCHEDULE		OPP. STRENGTH OF SCHEDULE	TEAM RPI	ADJ RPI	CONF. RPI	ADJ CONF. RPI				
Average RPI Loss:		124															
DIV. I ONLY			13-20-0		.39394	223	7-8-0		107	243	169	.49223	169	25	25		
DIV. I NON-CONF.			8-16-0		.33333	236	2-4-0		80	192	154	.49887	154	24	24		
TOTALS		RPI 1-25		RPI 26-50		W-L RECORDS		RPI 51-100		RPI 101-150		RPI 150+					
13-20-0		0-2-0		1-1-0		OVERALL		0-2-0		0-9-0		12-6-0					
3-4-0		0-0-0		0-0-0		HOME		0-0-0		0-4-0		3-0-0					
7-13-0		0-1-0		1-1-0		AWAY		0-1-0		0-4-0		6-5-0					
3-3-0		0-1-0		0-0-0		NEUTRAL		0-0-0		0-1-0		3-1-0					
8-16-0		0-2-0		1-1-0		NON-CONFERENCE		0-2-0		0-6-0		7-5-0					
0-1-0		0-0-0		0-0-0		HOME		0-0-0		0-1-0		0-0-0					
5-12-0		0-1-0		1-0-		AWAY		0-2-0		0-4-0		4-4-0					
3-3-0		0-1-0		0-0-0		NEUTRAL		0-0-0		0-1-0		3-1-0					
5-4-0		0-0-0		0-0-0		CONFERENCE		0-0-0		0-3-0		5-1-0					
3-3-0		0-0-0		0-0-0		HOME		0-0-0		0-3-0		3-0-0					
2-1-0		0-0-0		0-0-0		AWAY		0-0-0		0-0-0		2-1-0					
0-0-0		0-0-0		0-0-0		NEUTRAL		0-0-0		0-0-0		0-0-0					
RPI	S	Opponent		Score		RPI	S	Opponent		Score		RPI	S	Opponent		Score	
1	A	Florida		4	12	27	A	Michigan		3	19	83	A	Wright St.		5	7
1	N	Florida		7	8	49	A	Michigan St.		4	2	83	A	Wright St.		0	14
												104	H	Kent St.		2	4
												104	H	Kent St.		3	7
												104	H	Kent St.		3	13
												111	A	West Virginia		1	5
												112	A	Arizona St.		4	12
												112	A	Arizona St.		1	8
												112	A	Arizona St.		4	5
												132	H	Oakland		4	7
												132	N	Oakland		3	11
												181	A	South Fla.		3	2
												181	A	South Fla.		4	8
												181	A	South Fla.		4	8
												198	N	Omaha		8	1
												198	N	Omaha		16	3
												198	N	Omaha		1	2
												230	A	Lipscomb		17	4
												230	A	Lipscomb		1	4
												230	A	Lipscomb		8	12
												237	A	Dayton		7	6
												243	A	Buffalo		4	12
243	A	Buffalo		4	3												
243	A	Buffalo		2	1												
247	N	NJIT		8	0												
255	A	Purdue		6	5												
276	H	Bowling Green		4	0												
276	H	Bowling Green		5	4												
276	H	Bowling Green		8	4												

111	A	West Virginia	1	5
49	A	Michigan St.	4	2

E
a
s
t
e
r
n
M
i
c
h
.

E
a
s
t
e
r
n
M
i
c
h
.

Average RPI Win: 162		WON-LOST	WINNING	LAST 15	STRENGTH OF		OPP. STRENGTH	TEAM	ADJ	CONF.	ADJ CONF.
Average RPI Loss: 104		RECORD	PCT. RANK	GAMES	SCHEDULE		OF SCHEDULE	RPI	RPI	RPI	RPI
DIV. I ONLY		16-18-0	.47059	171	6-9-0		98	149	170	.49186	170
DIV. I NON-CONF.		11-11-0	.5	147	1-2-0		74	89	150	.49965	150
TOTALS		RPI 1-25	RPI 26-50		W-L RECORDS		RPI 51-100		RPI 101-150		RPI 150+
16-18-0		0-0-0	3-2-0		OVERALL		2-7-0		3-3-0		8-6-0
10-13-0		0-0-0	3-2-0		HOME		2-4-0		0-1-0		5-6-0
5-5-0		0-0-0	0-0-0		AWAY		0-3-0		2-2-0		3-0-0
1-0-0		0-0-0	0-0-0		NEUTRAL		0-0-0		1-0-0		0-0-0
11-11-0		0-0-0	3-2-0		NON-CONFERENCE		2-7-0		2-1-0		4-1-0
9-8-0		0-0-0	3-2-0		HOME		2-4-0		0-1-0		4-1-0
1-3-0		0-0-0	0-0-		AWAY		0-3-0		1-0-0		0-0-0
1-0-0		0-0-0	0-0-0		NEUTRAL		0-0-0		1-0-0		0-0-0
5-7-0		0-0-0	0-0-0		CONFERENCE		0-0-0		1-2-0		4-5-0
1-5-0		0-0-0	0-0-0		HOME		0-0-0		0-0-0		1-5-0
4-2-0		0-0-0	0-0-0		AWAY		0-0-0		1-2-0		3-0-0
0-0-0		0-0-0	0-0-0		NEUTRAL		0-0-0		0-0-0		0-0-0
RPI S	Opponent	Score	RPI S	Opponent	Score	RPI S	Opponent	Score	RPI S	Opponent	Score
			36 H	St. Mary's (CA)	8 3	53 H	New Mexico	6 10	107 A	Seattle	1 4
			42 H	Gonzaga	3 0	53 H	New Mexico	5 6	107 A	Seattle	8 4
			42 H	Gonzaga	9 21	60 H	Tennessee	8 25	107 A	Seattle	3 10
			42 H	Gonzaga	2 11	66 A	Houston	1 5	144 N	San Francisco	6 5
			42 H	Gonzaga	7 1	66 A	Houston	1 3	149 A	UNLV	10 8
						66 A	Houston	0 5	149 H	UNLV	2 7
						99 H	Cal Poly	16 3	152 H	New Mexico St.	3 4
						99 H	Cal Poly	3 2	152 H	New Mexico St.	6 7
						99 H	Cal Poly	0 7	152 H	New Mexico St.	4 5
									153 H	Utah Valley	4 5
									153 H	Utah Valley	2 1
									153 H	Utah Valley	3 6
									198 H	Omaha	12 4
									198 H	Omaha	9 4
									198 H	Omaha	2 7
									263 A	CSU Bakersfield	9 6
									263 A	CSU Bakersfield	9 3
									263 A	CSU Bakersfield	9 4
									265 H	Central Mich.	3 1
									265 H	Central Mich.	5 4
LAST 15 GAMES											
			107 A	Seattle	8 4	263 A	CSU Bakersfield	9 6			
			107 A	Seattle	1 4	263 A	CSU Bakersfield	9 4			
			107 A	Seattle	3 10	263 A	CSU Bakersfield	9 3			
			152 H	New Mexico St.	6 7						
			152 H	New Mexico St.	3 4						

Non-Div. I Games:

Grand Canyon

152	H	New Mexico St.	4	5
149	H	UNLV	2	7

G
r
a
n
d
C
a
n
y
o
n

G
r
a
n
d
C
a
n
y
o
n

Stetson

Stetsson

Stetson

90	A	FGCU	5	3
90	A	FGCU	2	4

S
t
e
t
s
o
n

S
t
e
t
s
o
n

Average RPI Win: 168		WON-LOST RECORD		WINNING PCT. RANK		LAST 15 GAMES		STRENGTH OF SCHEDULE		OPP. STRENGTH OF SCHEDULE		TEAM RPI		ADJ RPI		CONF. RPI		ADJ CONF. RPI	
DIV. I ONLY		15-21-0		.41667 212		6-9-0		72		203		172		.49064 172		14		14	
DIV. I NON-CONF.		11-16-0		.40741 203		3-4-0		90		206		174		.48594 174		16		16	
TOTALS		RPI 1-25		RPI 26-50		W-L RECORDS		RPI 51-100		RPI 101-150		RPI 150+							
15-21-0		0-2-0		2-3-0		OVERALL		2-4-0		2-3-0		9-9-0							
11-9-0		0-1-0		2-3-0		HOME		2-1-0		0-1-0		7-3-0							
4-12-0		0-1-0		0-0-0		AWAY		0-3-0		2-2-0		2-6-0							
0-0-0		0-0-0		0-0-0		NEUTRAL		0-0-0		0-0-0		0-0-0							
11-16-0		0-2-0		1-1-0		NON-CONFERENCE		0-3-0		2-3-0		8-7-0							
8-6-0		0-1-0		1-1-0		HOME		0-0-0		0-1-0		7-3-0							
3-10-0		0-1-0		0-0-		AWAY		0-3-0		2-2-0		1-4-0							
0-0-0		0-0-0		0-0-0		NEUTRAL		0-0-0		0-0-0		0-0-0							
4-5-0		0-0-0		1-2-0		CONFERENCE		2-1-0		0-0-0		1-2-0							
3-3-0		0-0-0		1-2-0		HOME		2-1-0		0-0-0		0-0-0							
1-2-0		0-0-0		0-0-0		AWAY		0-0-0		0-0-0		1-2-0							
0-0-0		0-0-0		0-0-0		NEUTRAL		0-0-0		0-0-0		0-0-0							
RPI	S	Opponent		Score		RPI	S	Opponent		Score		RPI	S	Opponent		Score			
4	A	South Carolina		4	5	31	H	Col. of Charleston		9	7	51	A	Tulane		6	11		
11	H	Clemson		7	9	39	H	UNCG		0	14	51	A	Tulane		6	10		
						39	H	UNCG		9	7	51	A	Tulane		0	8		
						39	H	UNCG		11	18	94	H	Samford		4	2		
						49	H	Michigan St.		8	15	94	H	Samford		8	5		
												94	H	Samford		3	5		
														177 A Presbyterian		10	8		
														177 H Presbyterian		9	8		
														180 A Davidson		4	15		
														180 A Davidson		3	4		
														180 A Davidson		3	4		
														205 H Holy Cross		7	4		
														205 H Holy Cross		7	10		
														205 H Holy Cross		5	2		
														211 H Fordham		2	5		
														232 A USC Upstate		2	8		
														232 H USC Upstate		3	11		
														237 H Dayton		9	3		
														237 H Dayton		8	1		
														237 H Dayton		5	2		
														281 A ETSU		3	6		
														281 A ETSU		6	5		
														281 A ETSU		9	13		
														283 H UNC Asheville		8	6		
						LAST 15 GAMES													
						232	A	USC Upstate		2	8	111	A	West Virginia		7	3		
						39	H	UNCG		0	14	140	H	Gardner-Webb		1	2		
						39	H	UNCG		11	18	281	A	ETSU		9	13		
						39	H	UNCG		9	7								
						177	A	Presbyterian		10	8								

Non-Div. I Games:

Furman

111	A	West Virginia	5	8
111	A	West Virginia	8	6

F
u
r
m
a
n

F
u
r
m
a
n

Average RPI Win:		205	WON-LOST RECORD		WINNING PCT. RANK		LAST 15 GAMES		STRENGTH OF SCHEDULE		OPP. STRENGTH OF SCHEDULE		TEAM RPI		ADJ RPI		CONF. RPI		ADJ CONF. RPI		
Average RPI Loss:		98																			
DIV. I ONLY			14-24-0		.36842 232		6-9-0		129		127		173		.49008 173		19		19		
DIV. I NON-CONF.			13-22-0		.37143 220		5-7-0		123		128		166		.49254 166		19		19		
TOTALS		RPI 1-25		RPI 26-50		W-L RECORDS		RPI 51-100		RPI 101-150		RPI 150+									
14-24-0		0-5-0		0-0-0		OVERALL		1-7-0		3-9-0		10-3-0									
6-3-0		0-0-0		0-0-0		HOME		1-3-0		2-0-0		3-0-0									
7-21-0		0-5-0		0-0-0		AWAY		0-4-0		0-8-0		7-3-0									
1-0-0		0-0-0		0-0-0		NEUTRAL		0-0-0		1-0-0		0-0-0									
13-22-0		0-5-0		0-0-0		NON-CONFERENCE		1-7-0		3-9-0		9-1-0									
6-3-0		0-0-0		0-0-0		HOME		1-3-0		2-0-0		3-0-0									
6-19-0		0-5-0		0-0-		AWAY		0-4-0		0-9-0		6-1-0									
1-0-0		0-0-0		0-0-0		NEUTRAL		0-0-0		1-0-0		0-0-0									
1-2-0		0-0-0		0-0-0		CONFERENCE		0-0-0		0-0-0		1-2-0									
0-0-0		0-0-0		0-0-0		HOME		0-0-0		0-0-0		0-0-0									
1-2-0		0-0-0		0-0-0		AWAY		0-0-0		0-0-0		1-2-0									
0-0-0		0-0-0		0-0-0		NEUTRAL		0-0-0		0-0-0		0-0-0									
RPI	S	Opponent		Score		RPI	S	Opponent		Score		RPI	S	Opponent		Score					
2	A	Louisville		1	11					83	A	Wright St.		1	4	102	A	Ohio St.			
13	A	Vanderbilt		3	14					83	H	Wright St.		3	8	112	A	Arizona St.			
13	A	Vanderbilt		0	7					97	H	Morehead St.		2	3	112	A	Arizona St.			
13	A	Vanderbilt		2	5					97	H	Morehead St.		7	1	112	A	Arizona St.			
20	A	Kentucky		2	6					97	H	Morehead St.		1	3	112	A	Arizona St.			
										98	A	Mercer		3	5	119	A	Cincinnati			
										98	A	Mercer		14	18	119	A	Cincinnati			
										98	A	Mercer		1	3	119	H	Cincinnati			
																119	N	Cincinnati			
																138	A	Ball St.			
																141	A	Miami (OH)			
																141	H	Miami (OH)			
																158	A	Georgetown			
																158	A	Georgetown			
																158	A	Georgetown			
																232	A	USC Upstate			
																232	A	USC Upstate			
																232	A	USC Upstate			
																246	A	Northern Ky.			
																251	A	Illinois St.			
																251	A	Illinois St.			
																251	A	Illinois St.			
																265	H	Central Mich.			
																265	H	Central Mich.			
																265	H	Central Mich.			
				LAST 15 GAMES																	
				246	A	Northern Ky.		8	1	97	H	Morehead St.		1	3	265	H	Central Mich.			
				158	A	Georgetown		3	4	97	H	Morehead St.		7	1	265	H	Central Mich.			
				158	A	Georgetown		1	9	138	A	Ball St.		4	5	265	H	Central Mich.			
				158	A	Georgetown		8	5												
				119	N	Cincinnati		8	5												

Non-Div. I Games:

Xavier

141	A	Miami (OH)	2	3
97	H	Morehead St.	2	3

X
a
v
i
e
r

X
a
v
i
e
r

292	A	Delaware St.	16	4
240	A	Lafayette	8	4

RPI	S	Opponent	Score	
274	H	Lehigh	2	9
274	H	Lehigh	3	0
290	A	N.C. A&T	14	8
290	A	N.C. A&T	6	1
290	A	N.C. A&T	11	4
292	A	Delaware St.	16	4
292	H	Delaware St.	20	4
294	A	UMES	16	4
294	H	UMES	11	2

Navy

N
a
v
y

N
a
v
y

Average RPI Win: 142		WON-LOST	WINNING	LAST 15	STRENGTH OF		OPP. STRENGTH	TEAM	ADJ	CONF.	ADJ CONF.
Average RPI Loss: 101		RECORD	PCT. RANK	GAMES	SCHEDULE		OF SCHEDULE	RPI	RPI	RPI	RPI
DIV. I ONLY		16-22-0	.42105	209	5-10-0		89	102	175	.48928	175
DIV. I NON-CONF.		10-13-0	.43478	185	1-4-0		183	121	224	.45902	222
TOTALS		RPI 1-25	RPI 26-50		W-L RECORDS		RPI 51-100		RPI 101-150		RPI 150+
16-22-0		2-6-0	2-2-0		OVERALL		1-2-0		2-8-0		9-4-0
10-14-0		0-4-0	2-1-0		HOME		0-0-0		1-5-0		7-4-0
6-8-0		2-2-0	0-1-0		AWAY		1-2-0		1-3-0		2-0-0
0-0-0		0-0-0	0-0-0		NEUTRAL		0-0-0		0-0-0		0-0-0
10-13-0		0-2-0	2-2-0		NON-CONFERENCE		0-0-0		1-6-0		7-3-0
8-10-0		0-1-0	2-1-0		HOME		0-0-0		1-5-0		5-3-0
2-3-0		0-1-0	0-0-		AWAY		0-0-0		0-1-0		2-0-0
0-0-0		0-0-0	0-0-0		NEUTRAL		0-0-0		0-0-0		0-0-0
6-9-0		2-4-0	0-0-0		CONFERENCE		1-2-0		1-2-0		2-1-0
2-4-0		0-3-0	0-0-0		HOME		0-0-0		0-0-0		2-1-0
4-5-0		2-1-0	0-0-0		AWAY		1-2-0		1-2-0		0-0-0
0-0-0		0-0-0	0-0-0		NEUTRAL		0-0-0		0-0-0		0-0-0
RPI S	Opponent	Score	RPI S	Opponent	Score	RPI S	Opponent	Score	RPI S	Opponent	Score
8 A	North Carolina St.	3 7	37 H	Georgia	3 6	88 A	Louisiana Tech	2 3	104 H	Kent St.	3 4
8 H	North Carolina St.	1 7	37 H	Georgia	10 5	88 A	Louisiana Tech	7 4	104 H	Kent St.	6 11
21 H	Southern Miss.	1 9	47 A	Wake Forest	5 6	88 A	Louisiana Tech	2 5	104 H	Kent St.	3 11
21 H	Southern Miss.	6 9	47 H	Wake Forest	7 6				108 A	Middle Tenn.	0 3
21 H	Southern Miss.	6 16							108 A	Middle Tenn.	8 4
23 A	Fla. Atlantic	12 7							108 A	Middle Tenn.	11 12
23 A	Fla. Atlantic	8 17							140 A	Gardner-Webb	4 8
23 A	Fla. Atlantic	7 6							145 H	William & Mary	0 11
									145 H	William & Mary	7 3
									145 H	William & Mary	1 5
									168 H	FIU	6 2
									168 H	FIU	5 8
									168 H	FIU	4 3
									182 A	Kennesaw St.	12 8
									187 A	Winthrop	7 1
									203 H	Fairfield	6 2
									203 H	Fairfield	8 7
									203 H	Fairfield	2 3
									231 H	Toledo	2 3
									231 H	Toledo	8 0
									231 H	Toledo	12 4
									231 H	Toledo	9 8
									290 H	N.C. A&T	7 9
			LAST 15 GAMES								
			140 A	Gardner-Webb	4 8	23 A	Fla. Atlantic	12 7			
			108 A	Middle Tenn.	0 3	8 A	North Carolina St.	3 7			
			108 A	Middle Tenn.	8 4	187 A	Winthrop	7 1			
			108 A	Middle Tenn.	11 12						
			290 H	N.C. A&T	7 9						

Non-Div. I Games:

Charlotte

23 A Fla. Atlantic	7	6
23 A Fla. Atlantic	8	17

C
h
a
r
l
o
t
t
e

C
h
a
r
l
o
t
t
e

Average RPI Win:	158	WON-LOST RECORD	WINNING PCT. RANK	LAST 15 GAMES	STRENGTH OF SCHEDULE	OPP. STRENGTH OF SCHEDULE	TEAM RPI	ADJ RPI	CONF. RPI	ADJ CONF. RPI		
DIV. I ONLY		16-18-0	.47059	171	9-6-0	164	117	176	.48885	176	8	8
DIV. I NON-CONF.		9-10-0	.47368	167	3-0-0	256	167	218	.46042	218	8	8
TOTALS	RPI 1-25	RPI 26-50	W-L RECORDS		RPI 51-100	RPI 101-150	RPI 150+					
16-18-0	0-0-0	2-7-0	OVERALL		3-6-0	3-1-0	8-4-0					
10-8-0	0-0-0	1-5-0	HOME		1-0-0	3-0-0	5-3-0					
6-10-0	0-0-0	1-2-0	AWAY		2-6-0	0-1-0	3-1-0					
0-0-0	0-0-0	0-0-0	NEUTRAL		0-0-0	0-0-0	0-0-0					
9-10-0	0-0-0	0-0-0	NON-CONFERENCE		3-6-0	1-0-0	5-4-0					
7-3-0	0-0-0	0-0-0	HOME		1-0-0	1-0-0	5-3-0					
2-7-0	0-0-0	0-0-	AWAY		2-6-0	0-0-0	0-1-0					
0-0-0	0-0-0	0-0-0	NEUTRAL		0-0-0	0-0-0	0-0-0					
7-8-0	0-0-0	2-7-0	CONFERENCE		0-0-0	2-1-0	3-0-0					
3-5-0	0-0-0	1-5-0	HOME		0-0-0	2-0-0	0-0-0					
4-3-0	0-0-0	1-2-0	AWAY		0-0-0	0-1-0	3-0-0					
0-0-0	0-0-0	0-0-0	NEUTRAL		0-0-0	0-0-0	0-0-0					
RPI	S	Opponent	Score	RPI	S	Opponent	Score	RPI	S	Opponent	Score	
				34	A	BYU	10 8	56	A	Washington	2 6	
				34	A	BYU	3 19	56	A	Washington	6 3	
				34	A	BYU	4 11	56	A	Washington	2 6	
				36	H	St. Mary's (CA)	4 9	65	A	Fresno St.	7 3	
				36	H	St. Mary's (CA)	2 14	65	H	Fresno St.	15 6	
				36	H	St. Mary's (CA)	6 2	99	A	Cal Poly	2 19	
				42	H	Gonzaga	5 10	99	A	Cal Poly	3 6	
				42	H	Gonzaga	0 6	99	A	Cal Poly	6 7	
				42	H	Gonzaga	3 5	99	A	Cal Poly	2 6	

Non-Div. I Games:

Pacific

36 H St. Mary's (CA)	6	2
36 H St. Mary's (CA)	4	9

P
a
c
i
f
i
c

P
a
c
i
f
i
c

Average RPI Win: 233		WON-LOST RECORD		WINNING PCT. RANK		LAST 15 GAMES		STRENGTH OF SCHEDULE		OPP. STRENGTH OF SCHEDULE		TEAM RPI		ADJ RPI		CONF. RPI		ADJ CONF. RPI	
Average RPI Loss: 148																			
DIV. I ONLY		19-17-0		.52778 127		8-7-0		218		225		177		.4886 177		16		16	
DIV. I NON-CONF.		14-10-0		.58333 100		3-1-0		279		244		204		.47185 203		18		18	
TOTALS		RPI 1-25		RPI 26-50		W-L RECORDS		RPI 51-100		RPI 101-150		RPI 150+							
19-17-0		0-4-0		0-1-0		OVERALL		0-1-0		2-3-0		17-8-0							
10-3-0		0-0-0		0-0-0		HOME		0-0-0		0-1-0		10-2-0							
6-12-0		0-4-0		0-0-0		AWAY		0-1-0		2-2-0		4-5-0							
3-2-0		0-0-0		0-1-0		NEUTRAL		0-0-0		0-0-0		3-1-0							
14-10-0		0-1-0		0-1-0		NON-CONFERENCE		0-1-0		1-1-0		13-6-0							
7-3-0		0-0-0		0-0-0		HOME		0-0-0		0-1-0		7-2-0							
4-5-0		0-1-0		0-0-		AWAY		0-1-0		1-0-0		3-3-0							
3-2-0		0-0-0		0-1-0		NEUTRAL		0-0-0		0-0-0		3-1-0							
5-7-0		0-3-0		0-0-0		CONFERENCE		0-0-0		1-2-0		4-2-0							
3-0-0		0-0-0		0-0-0		HOME		0-0-0		0-0-0		3-0-0							
2-7-0		0-3-0		0-0-0		AWAY		0-0-0		1-2-0		1-2-0							
0-0-0		0-0-0		0-0-0		NEUTRAL		0-0-0		0-0-0		0-0-0							
RPI S	Opponent	Score		RPI S	Opponent	Score		RPI S	Opponent	Score		RPI S	Opponent	Score					
11 A	Clemson	4	8	49 N	Michigan St.	5	11	89 A	Western Caro.	9	10	135 A	Wofford	6	5				
15 A	Coastal Caro.	2	4					135 H	Wofford	4	8								
15 A	Coastal Caro.	3	12					140 A	Gardner-Webb	1	3								
15 A	Coastal Caro.	2	5					140 A	Gardner-Webb	3	0								
								140 A	Gardner-Webb	0	14								
								172 A	Furman	8	9								
								172 H	Furman	8	10								
								187 H	Winthrop	2	1								
								187 H	Winthrop	4	3								
								187 H	Winthrop	9	3								
								198 N	Omaha	11	1								
								211 N	Fordham	7	1								
								218 A	The Citadel	2	7								
								218 A	The Citadel	7	6								
								218 A	The Citadel	1	2								
								232 A	USC Upstate	6	5								
								258 H	Towson	11	5								
								258 H	Towson	6	2								
								258 H	Towson	7	5								
								259 H	N.C. Central	15	6								
								276 N	Bowling Green	6	5								
								276 N	Bowling Green	1	6								
								282 H	La Salle	3	6								
								282 H	La Salle	6	0								
								282 H	La Salle	10	3								
								283 A	UNC Asheville	13	8								
								283 A	UNC Asheville	4	7								
								LAST 15 GAMES				187 H	Winthrop	4	3				
				290 A	N.C. A&T	10	6	232 A	USC Upstate	6	5								
				15 A	Coastal Caro.	3	12	283 A	UNC Asheville	9	22								
				15 A	Coastal Caro.	2	4												
				15 A	Coastal Caro.	2	5												
				172 H	Furman	8	10												

187 H Winthrop	9	3
187 H Winthrop	2	1

RPI	S	Opponent	Score	
283	A	UNC Asheville	9	22
289	H	Savannah St.	16	1
290	A	N.C. A&T	10	6

Presbyterian

P
r
e
s
b
y
t
e
r
i
a
n

P
r
e
s
b
y
t
e
r
i
a
n

Average RPI Win: 141		WON-LOST RECORD		WINNING PCT. RANK		LAST 15 GAMES		STRENGTH OF SCHEDULE		OPP. STRENGTH OF SCHEDULE		TEAM RPI		ADJ RPI		CONF. RPI		ADJ CONF. RPI	
DIV. I ONLY		13-24-0		.35135 246		6-9-0		29		155		178		.48841 178		12		12	
DIV. I NON-CONF.		10-21-0		.32258 242		3-6-0		54		110		206		.47021 206		14		14	
TOTALS		RPI 1-25		RPI 26-50		W-L RECORDS		RPI 51-100		RPI 101-150		RPI 150+							
13-24-0		0-3-0		0-4-0		OVERALL		6-13-0		3-2-0		4-2-0							
11-11-0		0-3-0		0-1-0		HOME		5-6-0		2-0-0		4-1-0							
2-13-0		0-0-0		0-3-0		AWAY		1-7-0		1-2-0		0-1-0							
0-0-0		0-0-0		0-0-0		NEUTRAL		0-0-0		0-0-0		0-0-0							
10-21-0		0-3-0		0-4-0		NON-CONFERENCE		4-12-0		2-0-0		4-2-0							
9-10-0		0-3-0		0-1-0		HOME		3-5-0		2-0-0		4-1-0							
1-11-0		0-0-0		0-0-		AWAY		1-7-0		0-0-0		0-1-0							
0-0-0		0-0-0		0-0-0		NEUTRAL		0-0-0		0-0-0		0-0-0							
3-3-0		0-0-0		0-0-0		CONFERENCE		2-1-0		1-2-0		0-0-0							
2-1-0		0-0-0		0-0-0		HOME		2-1-0		0-0-0		0-0-0							
1-2-0		0-0-0		0-0-0		AWAY		0-0-0		1-2-0		0-0-0							
0-0-0		0-0-0		0-0-0		NEUTRAL		0-0-0		0-0-0		0-0-0							
RPI	S	Opponent		Score		RPI	S	Opponent		Score		RPI	S	Opponent		Score			
22	H	TCU		0	3	28	H	Oklahoma St.		0	17	53	A	New Mexico		7	17		
22	H	TCU		5	12	48	A	Cal St. Fullerton		1	9	53	A	New Mexico		4	8		
22	H	TCU		6	17	48	A	Cal St. Fullerton		0	5	53	A	New Mexico		6	8		
						48	A	Cal St. Fullerton		1	7	68	A	Oral Roberts		4	6		
												68	H	Oral Roberts		15	8		
												77	A	Nebraska		0	4		
												77	A	Nebraska		3	7		
												77	A	Nebraska		17	5		
												84	H	Missouri St.		11	1		
												84	H	Missouri St.		9	2		
												84	H	Missouri St.		1	6		
												85	H	Sam Houston St.		8	13		
												85	H	Sam Houston St.		2	0		
												85	H	Sam Houston St.		11	15		
												96	A	Oklahoma		2	4		
												96	H	Oklahoma		7	15		
												99	H	Cal Poly		2	7		
												99	H	Cal Poly		6	0		
												99	H	Cal Poly		6	7		
LAST 15 GAMES																			
190	A	Kansas		3	9	123	A	Evansville		6	5								
84	H	Missouri St.		1	6	68	H	Oral Roberts		15	8								
84	H	Missouri St.		11	1	22	H	TCU		5	12								
84	H	Missouri St.		9	2														
96	H	Oklahoma		7	15														

Non-Div. I Games:

Wichita St.

123 A Evansville	1	11
123 A Evansville	2	7

W
i
c
h
i
t
a
s
t
.

W
i
c
h
i
t
a
s
t
.

Houston Baptist

Houston Baptist

183 A Abilene Christian	0	9
183 A Abilene Christian	3	2

RPI	S	Opponent	Score	
267	H	Incarnate Word	3	1
267	H	Incarnate Word	2	0
267	H	Incarnate Word	2	3
295	H	Prairie View	5	3

Houston Baptist

H
o
u
s
t
o
n
B
a
p
t
i
s
t

H
o
u
s
t
o
n
B
a
p
t
i
s
t

Average RPI Win:		203	WON-LOST RECORD		WINNING PCT. RANK		LAST 15 GAMES		STRENGTH OF SCHEDULE		OPP. STRENGTH OF SCHEDULE		TEAM RPI		ADJ RPI		CONF. RPI		ADJ CONF. RPI				
DIV. I ONLY			20-17-0		.54054 125		7-8-0		196		143		180		.48609 180		26		26				
DIV. I NON-CONF.			13-11-0		.54167 129		1-3-0		209		75		178		.48366 178		27		27				
TOTALS		RPI 1-25		RPI 26-50		W-L RECORDS		RPI 51-100		RPI 101-150		RPI 150+											
20-17-0		0-2-0		0-4-0		OVERALL		0-1-0		2-2-0		18-8-0											
15-8-0		0-0-0		0-2-0		HOME		0-0-0		0-0-0		15-6-0											
5-7-0		0-2-0		0-2-0		AWAY		0-0-0		2-1-0		3-2-0											
0-2-0		0-0-0		0-0-0		NEUTRAL		0-1-0		0-1-0		0-0-0											
13-11-0		0-2-0		0-4-0		NON-CONFERENCE		0-1-0		0-0-0		13-4-0											
11-6-0		0-0-0		0-2-0		HOME		0-0-0		0-0-0		11-4-0											
2-4-0		0-2-0		0-0-		AWAY		0-0-0		0-0-0		2-0-0											
0-1-0		0-0-0		0-0-0		NEUTRAL		0-1-0		0-0-0		0-0-0											
7-6-0		0-0-0		0-0-0		CONFERENCE		0-0-0		2-2-0		5-4-0											
4-2-0		0-0-0		0-0-0		HOME		0-0-0		0-0-0		4-2-0											
3-3-0		0-0-0		0-0-0		AWAY		0-0-0		2-1-0		1-2-0											
0-1-0		0-0-0		0-0-0		NEUTRAL		0-0-0		0-1-0		0-0-0											
RPI	S	Opponent		Score		RPI	S	Opponent		Score		RPI	S	Opponent		Score							
4	A	South Carolina		2	15	46	A	Duke		2	9	92	N	Indiana St.		1	7						
16	A	North Carolina		2	10	46	H	Duke		3	13			124		A	Saint Joseph's	3	0				
						47	A	Wake Forest		4	7			124		A	Saint Joseph's	8	7				
						47	H	Wake Forest		6	7			137		N	Rhode Island	4	13				
														156		H	Air Force	4	9				
														158		H	Georgetown	3	5				
														158		H	Georgetown	12	8				
														158		H	Georgetown	9	3				
														172		H	Furman	4	3				
														172		H	Furman	4	3				
														172		H	Furman	15	4				
														184		A	Campbell	7	4				
														185		H	Marist	4	3				
														187		A	Winthrop	12	10				
														195		A	Richmond	7	8				
														195		A	Richmond	14	2				
														195		A	Richmond	3	4				
														201		H	James Madison	6	7				
														207		H	George Washington	2	3				
														207		H	George Washington	8	7				
														207		H	George Washington	7	4				
														240		H	Lafayette	2	1				
														240		H	Lafayette	9	14				
														240		H	Lafayette	5	2				
														243		H	Buffalo	5	0				
														272		H	Massachusetts	5	4				
														272		H	Massachusetts	10	2				
LAST 15 GAMES																							
187 A Winthrop						12	10	207 H George Washington						2	3	240 H Lafayette						9	14
195 A Richmond						7	8	47 H Wake Forest						6	7	240 H Lafayette						5	2
195 A Richmond						14	2	124 A Saint Joseph's						1	10	243 H Buffalo						5	0
195 A Richmond						3	4									272 H Massachusetts						5	4
46 H Duke						3	13									272 H Massachusetts						10	2

207	H	George Washington	8	7
207	H	George Washington	7	4

RPI	S	Opponent	Score	
272	H	Massachusetts	1	7
278	H	Iona	9	1
278	H	Iona	16	1

Davidson

D
a
v
i
d
s
o
n

D
a
v
i
d
s
o
n

Average RPI Win: 158		WON-LOST	WINNING	LAST 15	STRENGTH OF		OPP. STRENGTH	TEAM	ADJ	CONF.	ADJ CONF.
Average RPI Loss: 124		RECORD	PCT. RANK	GAMES	SCHEDULE		OF SCHEDULE	RPI	RPI	RPI	RPI
DIV. I ONLY		18-19-0	.48649	156	0-1-0		148	109	181	.48589	181
DIV. I NON-CONF.		15-13-0	.53571	131	0-1-0		104	125	149	.50039	149
TOTALS		RPI 1-25	RPI 26-50		W-L RECORDS		RPI 51-100		RPI 101-150		RPI 150+
18-19-0		0-1-0	2-1-0		OVERALL		1-7-0		5-4-0		10-6-0
15-10-0		0-1-0	2-1-0		HOME		0-2-0		4-2-0		9-4-0
3-9-0		0-0-0	0-0-0		AWAY		1-5-0		1-2-0		1-2-0
0-0-0		0-0-0	0-0-0		NEUTRAL		0-0-0		0-0-0		0-0-0
15-13-0		0-1-0	2-1-0		NON-CONFERENCE		0-5-0		4-2-0		9-4-0
14-8-0		0-1-0	2-1-0		HOME		0-2-0		4-2-0		8-2-0
1-5-0		0-0-0	0-0-		AWAY		0-3-0		0-0-0		1-2-0
0-0-0		0-0-0	0-0-0		NEUTRAL		0-0-0		0-0-0		0-0-0
3-6-0		0-0-0	0-0-0		CONFERENCE		1-2-0		1-2-0		1-2-0
1-2-0		0-0-0	0-0-0		HOME		0-0-0		0-0-0		1-2-0
2-4-0		0-0-0	0-0-0		AWAY		1-2-0		1-2-0		0-0-0
0-0-0		0-0-0	0-0-0		NEUTRAL		0-0-0		0-0-0		0-0-0
RPI S	Opponent	Score		RPI S	Opponent	Score		RPI S	Opponent	Score	
9 H	Florida St.	4	12	49 H	Michigan St.	1	11	72 A	North Florida	6	7
				49 H	Michigan St.	7	5	72 H	North Florida	5	7
				49 H	Michigan St.	2	0	82 A	Jacksonville	5	7
								90 A	FGCU	3	4
								90 H	FGCU	6	13
								100 A	UCF	6	4
								100 A	UCF	0	4
								100 A	UCF	5	6
				LAST 15 GAMES							
				171 A	Stetson	1	5	210 H	Memphis	3	4
				214 H	Bethune-Cookman	6	2	210 H	Memphis	3	8
				100 A	UCF	5	6	119 A	Cincinnati	3	4
				100 A	UCF	0	4				
				100 A	UCF	6	4				
								214 A	Bethune-Cookman	3	10
								214 H	Bethune-Cookman	6	2
								229 H	Dartmouth	0	1
								229 H	Dartmouth	4	0
								229 H	Dartmouth	4	0

Non-Div. I Games:

South Fla.

72	H	North Florida	5	7
210	H	Memphis	7	5

S
o
u
t
h
F
l
a
.

S
o
u
t
h
F
l
a
.

Average RPI Win: 174		WON-LOST	WINNING	LAST 15	STRENGTH OF		OPP. STRENGTH	TEAM	ADJ		CONF.	ADJ CONF.			
Average RPI Loss: 119		RECORD	PCT. RANK	GAMES	SCHEDULE		OF SCHEDULE	RPI	RPI		RPI	RPI			
DIV. I ONLY		18-20-0	.47368	163	10-5-0		137	115	182	.48488	182	18			
DIV. I NON-CONF.		10-19-0	.34483	235	2-4-0		155	65	235	.45181	235	17			
TOTALS		RPI 1-25	RPI 26-50		W-L RECORDS		RPI 51-100		RPI 101-150		RPI 150+				
18-20-0		0-0-0	1-3-0		OVERALL		4-7-0		3-5-0		10-5-0				
13-13-0		0-0-0	0-2-0		HOME		4-5-0		2-2-0		7-4-0				
5-7-0		0-0-0	1-1-0		AWAY		0-2-0		1-3-0		3-1-0				
0-0-0		0-0-0	0-0-0		NEUTRAL		0-0-0		0-0-0		0-0-0				
10-19-0		0-0-0	1-3-0		NON-CONFERENCE		2-6-0		3-5-0		4-5-0				
8-12-0		0-0-0	0-2-0		HOME		2-4-0		2-2-0		4-4-0				
2-7-0		0-0-0	1-0-		AWAY		0-2-0		1-3-0		0-1-0				
0-0-0		0-0-0	0-0-0		NEUTRAL		0-0-0		0-0-0		0-0-0				
8-1-0		0-0-0	0-0-0		CONFERENCE		2-1-0		0-0-0		6-0-0				
5-1-0		0-0-0	0-0-0		HOME		2-1-0		0-0-0		3-0-0				
3-0-0		0-0-0	0-0-0		AWAY		0-0-0		0-0-0		3-0-0				
0-0-0		0-0-0	0-0-0		NEUTRAL		0-0-0		0-0-0		0-0-0				
RPI	S	Opponent	Score	RPI	S	Opponent	Score	RPI	S	Opponent	Score	RPI	S	Opponent	Score
				30	A	Georgia Tech	2 4	70	A	Jacksonville St.	2 10	108	H	Middle Tenn.	7 0
				30	H	Georgia Tech	2 13	70	H	Jacksonville St.	3 2	108	H	Middle Tenn.	6 8
				37	A	Georgia	4 2	70	H	Jacksonville St.	5 10	108	H	Middle Tenn.	3 9
				37	H	Georgia	2 4	70	H	Jacksonville St.	11 9	113	H	Auburn	6 5
								72	H	North Florida	2 9	120	A	Ga. Southern	9 10
								72	H	North Florida	10 4	127	A	UAB	1 2
								72	H	North Florida	2 1	127	A	UAB	10 6
								80	H	VCU	11 15	127	A	UAB	3 4
								98	A	Mercer	5 11	175	H	Charlotte	8 12
								98	H	Mercer	7 10	206	A	Tennessee Tech	9 24
								98	H	Mercer	6 9	206	H	Tennessee Tech	5 6
												232	A	USC Upstate	8 6
												232	A	USC Upstate	14 9
												232	A	USC Upstate	6 5
												242	H	Ohio	8 7
												247	H	NJIT	5 3
												247	H	NJIT	5 3
												247	H	NJIT	8 2
												255	H	Purdue	5 2
												258	H	Towson	5 6
												258	H	Towson	11 8
												258	H	Towson	6 7
												266	H	Western Mich.	7 4
				LAST 15 GAMES											
				70	A	Jacksonville St.	2 10	247	H	NJIT	8 2	30	A	Georgia Tech	2 4
				232	A	USC Upstate	14 9	72	H	North Florida	2 9				
				232	A	USC Upstate	8 6								
				232	A	USC Upstate	6 5								
				113	H	Auburn	6 5								

Non-Div. I Games:

Kennesaw St.

247 H NJIT	5	3
247 H NJIT	5	3

K
e
n
n
e
s
a
w
S
t
.

K
e
n
n
e
s
a
w
S
t
.

Average RPI Win: 205		WON-LOST	WINNING	LAST 15	STRENGTH OF		OPP. STRENGTH	TEAM	ADJ	CONF.	ADJ CONF.
Average RPI Loss: 87		RECORD	PCT. RANK	GAMES	SCHEDULE		OF SCHEDULE	RPI	RPI	RPI	RPI
DIV. I ONLY		12-21-0	.36364	236	32		198	183	.4844	183	11
DIV. I NON-CONF.		7-8-0	.46667	171	8		222	104	.52724	104	9
TOTALS		RPI 1-25	RPI 26-50		W-L RECORDS		RPI 51-100		RPI 101-150		RPI 150+
12-21-0		0-2-0	0-6-0		OVERALL		1-7-0		2-2-0		9-4-0
10-11-0		0-0-0	0-3-0		HOME		1-3-0		2-2-0		7-3-0
2-10-0		0-2-0	0-3-0		AWAY		0-4-0		0-0-0		2-1-0
0-0-0		0-0-0	0-0-0		NEUTRAL		0-0-0		0-0-0		0-0-0
7-8-0		0-2-0	0-3-0		NON-CONFERENCE		1-1-0		2-2-0		4-0-0
7-2-0		0-0-0	0-0-0		HOME		1-0-0		2-2-0		4-0-0
0-6-0		0-2-0	0-0-		AWAY		0-1-0		0-0-0		0-0-0
0-0-0		0-0-0	0-0-0		NEUTRAL		0-0-0		0-0-0		0-0-0
5-13-0		0-0-0	0-3-0		CONFERENCE		0-6-0		0-0-0		5-4-0
3-9-0		0-0-0	0-3-0		HOME		0-3-0		0-0-0		3-3-0
2-4-0		0-0-0	0-0-0		AWAY		0-3-0		0-0-0		2-1-0
0-0-0		0-0-0	0-0-0		NEUTRAL		0-0-0		0-0-0		0-0-0
RPI S	Opponent	Score	RPI S	Opponent	Score	RPI S	Opponent	Score	RPI S	Opponent	Score
5 A	Texas A&M	4 10	28 A	Oklahoma St.	2 8	58 H	Dallas Baptist	3 2	150 H	Northeastern	2 3
22 A	TCU	4 6	28 A	Oklahoma St.	0 16	59 A	McNeese St.	0 3	150 H	Northeastern	3 4
			28 A	Oklahoma St.	4 8	59 A	McNeese St.	6 10	150 H	Northeastern	4 3
			50 H	Lamar	5 8	59 A	McNeese St.	3 4	150 H	Northeastern	1 0
			50 H	Lamar	5 7	61 H	Southeastern La.	2 10	178 H	Houston Baptist	2 3
			50 H	Lamar	6 16	61 H	Southeastern La.	3 4	178 H	Houston Baptist	9 0
						61 H	Southeastern La.	7 9	178 H	Houston Baptist	1 4
						96 A	Oklahoma	1 7	219 A	Nicholls St.	2 4
									219 A	Nicholls St.	5 4
									219 A	Nicholls St.	5 3
									228 H	A&M-Corpus Christi	4 0
									228 H	A&M-Corpus Christi	4 0
									228 H	A&M-Corpus Christi	4 11
									257 H	UTRGV	5 2
									257 H	UTRGV	7 2
									257 H	UTRGV	3 1
									257 H	UTRGV	6 5
LAST 15 GAMES											
			228 H	A&M-Corpus Christi	4 0	50 H	Lamar	5 7			
			228 H	A&M-Corpus Christi	4 0	50 H	Lamar	6 16			
			228 H	A&M-Corpus Christi	4 11	50 H	Lamar	5 8			
			5 A	Texas A&M	4 10						
			178 H	Houston Baptist	1 4						

Non-Div. I Games: Tex. Permian Basin 10 0

Abilene Christian

178 H Houston Baptist	9	0
178 H Houston Baptist	2	3

A
b
i
l
e
n
e
C
h
r
i
s
t
i
a
n

A
b
i
l
e
n
e
C
h
r
i
s
t
i
a
n

Average RPI Win:	188	WON-LOST RECORD	WINNING PCT. RANK	LAST 15 GAMES	STRENGTH OF SCHEDULE	OPP. STRENGTH OF SCHEDULE	TEAM RPI	ADJ RPI	CONF. RPI	ADJ CONF. RPI
DIV. I ONLY		20-18-0	.52632 130	7-8-0	177	140	184	.48398 184	16	16
DIV. I NON-CONF.		13-13-0	.5 147	1-3-0	178	134	195	.47412 194	18	18
<hr/>										
TOTALS	RPI 1-25	RPI 26-50		W-L RECORDS		RPI 51-100		RPI 101-150		RPI 150+
20-18-0	1-4-0	1-2-0		OVERALL		0-1-0		6-4-0		12-7-0
14-12-0	1-3-0	1-1-0		HOME		0-1-0		6-4-0		6-3-0
5-6-0	0-1-0	0-1-0		AWAY		0-0-0		0-0-0		5-4-0
1-0-0	0-0-0	0-0-0		NEUTRAL		0-0-0		0-0-0		1-0-0
13-13-0	1-4-0	1-2-0		NON-CONFERENCE		0-1-0		2-2-0		9-4-0
10-10-0	1-3-0	1-1-0		HOME		0-1-0		2-2-0		6-3-0
2-3-0	0-1-0	0-0-		AWAY		0-0-0		0-0-0		2-1-0
1-0-0	0-0-0	0-0-0		NEUTRAL		0-0-0		0-0-0		1-0-0
7-5-0	0-0-0	0-0-0		CONFERENCE		0-0-0		4-2-0		3-3-0
4-2-0	0-0-0	0-0-0		HOME		0-0-0		4-2-0		0-0-0
3-3-0	0-0-0	0-0-0		AWAY		0-0-0		0-0-0		3-3-0
0-0-0	0-0-0	0-0-0		NEUTRAL		0-0-0		0-0-0		0-0-0
<hr/>										
RPI S	Opponent	Score		RPI S	Opponent	Score		RPI S	Opponent	Score
19 H	Minnesota	11	7	39 H	UNCG	2	8	92 H	Indiana St.	1 4
19 H	Minnesota	1	3	46 A	Duke	0	4	133 H	Liberty	0 3
19 H	Minnesota	5	7	46 H	Duke	5	1	133 H	Liberty	2 1
25 A	UNCW	7	14					137 H	Rhode Island	6 7
25 H	UNCW	4	11					140 H	Gardner-Webb	10 4
								140 H	Gardner-Webb	0 5
								140 H	Gardner-Webb	17 4
								141 H	Miami (OH)	4 5
								141 H	Miami (OH)	7 0
								141 H	Miami (OH)	5 3
								180 H	Davidson	4 7
								189 A	Virginia Tech	7 1
								189 A	Virginia Tech	8 11
								192 A	Radford	1 2
								192 A	Radford	5 1
								192 A	Radford	4 6
								194 H	Canisius	7 2
								194 H	Canisius	4 7
								194 H	Canisius	12 4
								234 H	Rider	12 3
								234 H	Rider	8 11
								245 A	Charleston So.	7 18
								245 A	Charleston So.	7 5
								245 A	Charleston So.	5 4
								249 N	Appalachian St.	9 4
								259 A	N.C. Central	15 11
								290 H	N.C. A&T	14 1
<hr/>										
				LAST 15 GAMES						
				25 A	UNCW	7	14	25 H	UNCW	4 11
				133 H	Liberty	0	3	249 N	Appalachian St.	9 4
				133 H	Liberty	2	1	192 A	Radford	1 2
				133 H	Liberty	2	1			
				140 H	Gardner-Webb	0	5			

Non-Div. I Games:

Campbell

140	H	Gardner-Webb	17	4
140	H	Gardner-Webb	10	4

RPI	S	Opponent	Score	
290	H	N.C. A&T	15	3
290	H	N.C. A&T	10	8

Campbell

C
a
m
p
b
e
l
l

C
a
m
p
b
e
l
l

Average RPI Win:	223	WON-LOST RECORD	WINNING PCT. RANK	LAST 15 GAMES	STRENGTH OF SCHEDULE	OPP. STRENGTH OF SCHEDULE	TEAM RPI	ADJ RPI	CONF. RPI	ADJ CONF. RPI		
DIV. I ONLY		16-15-0	.51613	136	10-5-0	239	229	185	.48134	185	27	27
DIV. I NON-CONF.		8-11-0	.42105	197	2-1-0	73	239	123	.51635	122	26	26
<hr/>												
TOTALS	RPI 1-25	RPI 26-50		W-L RECORDS		RPI 51-100		RPI 101-150		RPI 150+		
16-15-0	0-0-0	0-3-0		OVERALL		1-6-0		0-0-0		15-6-0		
9-3-0	0-0-0	0-0-0		HOME		0-1-0		0-0-0		9-2-0		
6-11-0	0-0-0	0-3-0		AWAY		1-5-0		0-0-0		5-3-0		
1-1-0	0-0-0	0-0-0		NEUTRAL		0-0-0		0-0-0		1-1-0		
8-11-0	0-0-0	0-3-0		NON-CONFERENCE		1-6-0		0-0-0		7-2-0		
2-1-0	0-0-0	0-0-0		HOME		0-1-0		0-0-0		2-0-0		
5-9-0	0-0-0	0-0-		AWAY		1-5-0		0-0-0		4-1-0		
1-1-0	0-0-0	0-0-0		NEUTRAL		0-0-0		0-0-0		1-1-0		
8-4-0	0-0-0	0-0-0		CONFERENCE		0-0-0		0-0-0		8-4-0		
7-2-0	0-0-0	0-0-0		HOME		0-0-0		0-0-0		7-2-0		
1-2-0	0-0-0	0-0-0		AWAY		0-0-0		0-0-0		1-2-0		
0-0-0	0-0-0	0-0-0		NEUTRAL		0-0-0		0-0-0		0-0-0		
RPI	S	Opponent	Score	RPI	S	Opponent	Score	RPI	S	Opponent	Score	
39	A	UNCG	3 16	69	H	Hartford	3 5	156	N	Air Force	4 8	
39	A	UNCG	6 8	80	A	VCU	0 3	160	H	UMass Lowell	6 3	
39	A	UNCG	4 16	80	A	VCU	0 3	180	A	Davidson	3 4	
				80	A	VCU	6 7	191	H	Niagara	3 7	
				81	A	High Point	8 6	191	H	Niagara	3 2	
				81	A	High Point	7 9	191	H	Niagara	12 1	
				81	A	High Point	2 4	204	H	Albany (NY)	2 0	
								209	H	Manhattan	2 8	
								209	H	Manhattan	13 7	
								209	H	Manhattan	14 2	
								227	H	Quinnipiac	6 0	
								227	H	Quinnipiac	5 2	
								227	H	Quinnipiac	4 2	
								243	N	Buffalo	8 3	
								247	A	NJIT	4 2	
								278	A	Iona	7 6	
								278	A	Iona	1 2	
								278	A	Iona	2 3	
								292	A	Delaware St.	15 0	
								292	A	Delaware St.	4 2	
								292	A	Delaware St.	4 3	
LAST 15 GAMES												
209	H	Manhattan	2 8	204	H	Albany (NY)	2 0					
209	H	Manhattan	14 2	278	A	Iona	7 6					
209	H	Manhattan	13 7	278	A	Iona	1 2					
69	H	Hartford	3 5									
191	H	Niagara	3 7									

Non-Div. I Games:

Marist

191 H Niagara	3	2
191 H Niagara	12	1

M
a
r
i
s
t

M
a
r
i
s
t

Average RPI Win:		123	WON-LOST RECORD		WINNING PCT. RANK		LAST 15 GAMES		STRENGTH OF SCHEDULE		OPP. STRENGTH OF SCHEDULE		TEAM RPI		ADJ RPI		CONF. RPI		ADJ CONF. RPI						
Average RPI Loss:		84																							
DIV. I ONLY			11-23-0		.32353 258		7-7-0		35		83		186		.48107 186		13		13						
DIV. I NON-CONF.			7-15-0		.31818 246		4-4-0		33		53		173		.48837 173		11		11						
TOTALS		RPI 1-25		RPI 26-50		W-L RECORDS		RPI 51-100		RPI 101-150		RPI 150+													
11-23-0		0-4-0		1-3-0		OVERALL		4-10-0		4-3-0		2-3-0													
8-14-0		0-1-0		0-1-0		HOME		3-9-0		3-1-0		2-2-0													
3-8-0		0-3-0		1-2-0		AWAY		1-0-0		1-2-0		0-1-0													
0-1-0		0-0-0		0-0-0		NEUTRAL		0-1-0		0-0-0		0-0-0													
7-15-0		0-4-0		1-3-0		NON-CONFERENCE		2-6-0		2-0-0		2-2-0													
4-9-0		0-1-0		0-1-0		HOME		1-5-0		1-0-0		2-2-0													
3-5-0		0-3-0		1-0-		AWAY		1-0-0		1-0-0		0-0-0													
0-1-0		0-0-0		0-0-0		NEUTRAL		0-1-0		0-0-0		0-0-0													
4-8-0		0-0-0		0-0-0		CONFERENCE		2-4-0		2-3-0		0-1-0													
4-5-0		0-0-0		0-0-0		HOME		2-4-0		2-1-0		0-0-0													
0-3-0		0-0-0		0-0-0		AWAY		0-0-0		0-2-0		0-1-0													
0-0-0		0-0-0		0-0-0		NEUTRAL		0-0-0		0-0-0		0-0-0													
RPI	S	Opponent		Score		RPI	S	Opponent		Score		RPI	S	Opponent		Score									
10	A	Texas Tech		1	3	38	H	Bryant		2	10	53	H	New Mexico		11	6	116	A	UC Irvine	4	2			
10	A	Texas Tech		2	7	44	A	Oregon St.		6	9	53	H	New Mexico		2	4	116	H	UC Irvine	5	1			
10	A	Texas Tech		0	10	44	A	Oregon St.		6	5	53	H	New Mexico		3	5	139	A	Nevada	5	6			
20	H	Kentucky		0	6	48	A	Cal St. Fullerton		1	8	54	H	Arizona		3	7	139	A	Nevada	2	3			
												64	H	Long Beach St.		6	5	149	H	UNLV	4	2			
												65	H	Fresno St.		2	3	149	H	UNLV	9	7			
												65	H	Fresno St.		5	4	149	H	UNLV	6	7			
												65	H	Fresno St.		5	10	156	A	Air Force	13	17			
												74	H	Oregon		2	8	215	H	UC Riverside	2	3			
												74	H	Oregon		3	4	252	H	Northwestern	7	13			
												74	H	Oregon		5	10	252	H	Northwestern	11	6			
												91	A	San Diego		7	3	252	H	Northwestern	15	10			
												91	H	San Diego		2	4								
												91	N	San Diego		6	9								
						LAST 15 GAMES																			
						116 H UC Irvine						5	1	149 H UNLV						6	7				
						10 A Texas Tech						2	7	64 H Long Beach St.						6	5				
						10 A Texas Tech						0	10	139 A Nevada						2	3				
						10 A Texas Tech						1	3												
						91 A San Diego						7	3												

Non-Div. I Games:

San Diego St.

149 H UNLV	4	2
149 H UNLV	9	7

S
a
n
D
i
e
g
o
S
t
.

S
a
n
D
i
e
g
o
S
t
.

Average RPI Win:		192	WON-LOST RECORD		WINNING PCT. RANK		LAST 15 GAMES		STRENGTH OF SCHEDULE		OPP. STRENGTH OF SCHEDULE		TEAM RPI		ADJ RPI		CONF. RPI		ADJ CONF. RPI								
Average RPI Loss:		138																									
DIV. I ONLY			18-19-0		.48649 156		7-8-0		180		156		187		.48089 187		16		16								
DIV. I NON-CONF.			12-13-0		.48 162		1-3-0		205		193		201		.47244 200		18		18								
TOTALS		RPI 1-25		RPI 26-50		W-L RECORDS		RPI 51-100		RPI 101-150		RPI 150+															
18-19-0		0-3-0		0-0-0		OVERALL		1-2-0		7-3-0		10-11-0															
14-7-0		0-0-0		0-0-0		HOME		0-0-0		7-3-0		7-4-0															
4-12-0		0-3-0		0-0-0		AWAY		1-2-0		0-0-0		3-7-0															
0-0-0		0-0-0		0-0-0		NEUTRAL		0-0-0		0-0-0		0-0-0															
12-13-0		0-3-0		0-0-0		NON-CONFERENCE		0-0-0		4-3-0		8-7-0															
9-6-0		0-0-0		0-0-0		HOME		0-0-0		4-3-0		5-3-0															
3-7-0		0-3-0		0-0-		AWAY		0-0-0		0-0-0		3-4-0															
0-0-0		0-0-0		0-0-0		NEUTRAL		0-0-0		0-0-0		0-0-0															
6-6-0		0-0-0		0-0-0		CONFERENCE		1-2-0		3-0-0		2-4-0															
5-1-0		0-0-0		0-0-0		HOME		0-0-0		3-0-0		2-1-0															
1-5-0		0-0-0		0-0-0		AWAY		1-2-0		0-0-0		0-3-0															
0-0-0		0-0-0		0-0-0		NEUTRAL		0-0-0		0-0-0		0-0-0															
RPI	S	Opponent		Score		RPI	S	Opponent		Score		RPI	S	Opponent		Score											
4	A	South Carolina		4	16							81	A	High Point		2	7	133	H	Liberty		11	5				
11	A	Clemson		3	4							81	A	High Point		6	2	133	H	Liberty		7	5				
16	A	North Carolina		6	11							81	A	High Point		2	4	133	H	Liberty		6	5				
																		135	H	Wofford		2	9				
																		137	H	Rhode Island		8	4				
																		137	H	Rhode Island		7	11				
																		137	H	Rhode Island		8	7				
																		141	H	Miami (OH)		7	5				
																		141	H	Miami (OH)		18	6				
																		141	H	Miami (OH)		1	5				
																		155	A	Alabama St.		10	11				
																		155	A	Alabama St.		4	5				
																		155	A	Alabama St.		10	9				
																		171	A	Stetson		1	2				
																		171	A	Stetson		6	4				
																		171	A	Stetson		4	5				
																		175	H	Charlotte		1	7				
																		177	A	Presbyterian		3	4				
																		177	A	Presbyterian		3	9				
																		177	A	Presbyterian		1	2				
																		180	H	Davidson		10	12				
						LAST 15 GAMES												192	H	Radford		3	1				
						180 H Davidson						10	12	177 A Presbyterian						3	4	192	H	Radford		8	15
						192 H Radford						3	1	175 H Charlotte						1	7	192	H	Radford		3	2
						192 H Radford						8	15	133 H Liberty						6	5	281	H	ETSU		5	7
						192 H Radford						3	2							282 H La Salle						9	0
						135 H Wofford						2	9							282 H La Salle						9	5

Non-Div. I Games:

Winthrop

177 A Presbyterian	3	9
177 A Presbyterian	1	2

RPI	S	Opponent	Score	
282	H	La Salle	7	3
282	H	La Salle	11	2
290	A	N.C. A&T	15	4
290	H	N.C. A&T	7	0

Winthrop

W
i
n
t
h
r
o
p

W
i
n
t
h
r
o
p

Average RPI Win: 217		WON-LOST RECORD		WINNING PCT. RANK		LAST 15 GAMES		STRENGTH OF SCHEDULE		OPP. STRENGTH OF SCHEDULE		TEAM RPI		ADJ RPI		CONF. RPI		ADJ CONF. RPI					
Average RPI Loss: 124																							
DIV. I ONLY		14-19-0		.42424 207		6-9-0		199		219		188		.47872 188		17		17					
DIV. I NON-CONF.		7-15-0		.31818 246		1-6-0		165		205		197		.47288 196		13		13					
TOTALS		RPI 1-25		RPI 26-50		W-L RECORDS		RPI 51-100		RPI 101-150		RPI 150+											
14-19-0		0-3-0		0-5-0		OVERALL		0-0-0		5-5-0		9-6-0											
6-3-0		0-0-0		0-0-0		HOME		0-0-0		4-2-0		2-1-0											
8-16-0		0-3-0		0-5-0		AWAY		0-0-0		1-3-0		7-5-0											
0-0-0		0-0-0		0-0-0		NEUTRAL		0-0-0		0-0-0		0-0-0											
7-15-0		0-3-0		0-5-0		NON-CONFERENCE		0-0-0		1-3-0		6-4-0											
2-1-0		0-0-0		0-0-0		HOME		0-0-0		0-0-0		2-1-0											
5-14-0		0-3-0		0-0-		AWAY		0-0-0		1-3-0		4-3-0											
0-0-0		0-0-0		0-0-0		NEUTRAL		0-0-0		0-0-0		0-0-0											
7-4-0		0-0-0		0-0-0		CONFERENCE		0-0-0		4-2-0		3-2-0											
4-2-0		0-0-0		0-0-0		HOME		0-0-0		4-2-0		0-0-0											
3-2-0		0-0-0		0-0-0		AWAY		0-0-0		0-0-0		3-2-0											
0-0-0		0-0-0		0-0-0		NEUTRAL		0-0-0		0-0-0		0-0-0											
RPI	S	Opponent		Score		RPI	S	Opponent		Score		RPI	S	Opponent		Score		RPI	S	Opponent		Score	
13	A	Vanderbilt		0	9	27	A	Michigan		0	5	106	A	Missouri		5	13	106	A	Missouri		4	7
13	A	Vanderbilt		8	20	27	A	Michigan		2	10	106	A	Missouri		5	10	106	A	Missouri		4	2
13	A	Vanderbilt		5	6	27	A	Michigan		4	5	106	A	Missouri		4	2	132	H	Oakland		3	0
						27	A	Michigan		4	10	106	A	Missouri		4	2	132	H	Oakland		6	0
						33	A	Notre Dame		5	9	132	H	Oakland		4	5	142	H	Milwaukee		10	3
												142	H	Milwaukee		6	5	142	H	Milwaukee		2	7
												233	H	Northern Ill.		2	5	239	A	Youngstown St.		1	9
												239	A	Youngstown St.		15	1	239	A	Youngstown St.		15	1
												246	A	Northern Ky.		6	3	246	A	Northern Ky.		6	12
												246	A	Northern Ky.		4	1	246	A	Northern Ky.		4	1
												252	A	Northwestern		7	0	252	H	Northwestern		7	0
												252	H	Northwestern		11	2	287	A	Texas Southern		22	8
												287	A	Texas Southern		22	5	287	A	Texas Southern		22	5
												287	A	Texas Southern		17	3	287	A	Texas Southern		17	3
												287	A	Texas Southern		5	8	287	A	Texas Southern		5	8
												291	A	Chicago St.		3	6	291	A	Chicago St.		3	6
												291	A	Chicago St.		1	3	291	A	Chicago St.		1	3
												291	H	Chicago St.		5	0	291	H	Chicago St.		5	0
LAST 15 GAMES				LAST 15 GAMES				LAST 15 GAMES				LAST 15 GAMES				LAST 15 GAMES				LAST 15 GAMES			
						142	H	Milwaukee		6	5	252	A	Northwestern		7	0	291	A	Chicago St.		3	6
						142	H	Milwaukee		10	3	239	A	Youngstown St.		15	1	291	A	Chicago St.		1	3
						142	H	Milwaukee		2	7	239	A	Youngstown St.		1	9	291	H	Chicago St.		5	0
						233	H	Northern Ill.		2	5												
						246	A	Northern Ky.		6	3												

Non-Div. I Games: Roosevelt 7 6

Ill.-Chicago

246 A Northern Ky.	6	12
246 A Northern Ky.	4	1

I
l
l
.
-
C
h
i
c
a
g
o

I
l
l
.
-
C
h
i
c
a
g
o

Average RPI Win:		157	WON-LOST RECORD		WINNING PCT. RANK		LAST 15 GAMES		STRENGTH OF SCHEDULE		OPP. STRENGTH OF SCHEDULE		TEAM RPI		ADJ RPI		CONF. RPI		ADJ CONF. RPI				
DIV. I ONLY			12-25-0		.32432	257	2-13-0		71		51		189		.47848		189	2		2			
DIV. I NON-CONF.			9-10-0		.47368	167	0-3-0		286		213		262		.43507		262	1		1			
TOTALS		RPI 1-25		RPI 26-50			W-L RECORDS			RPI 51-100			RPI 101-150			RPI 150+							
12-25-0		2-7-0		1-8-0			OVERALL			1-0-0			0-2-0			8-8-0							
8-11-0		1-2-0		1-5-0			HOME			0-0-0			0-2-0			6-2-0							
3-12-0		1-5-0		0-3-0			AWAY			1-0-0			0-0-0			1-4-0							
1-2-0		0-0-0		0-0-0			NEUTRAL			0-0-0			0-0-0			1-2-0							
9-10-0		0-0-0		0-0-0			NON-CONFERENCE			1-0-0			0-2-0			8-8-0							
6-4-0		0-0-0		0-0-0			HOME			0-0-0			0-2-0			6-2-0							
2-4-0		0-0-0		0-0-			AWAY			1-0-0			0-0-0			1-4-0							
1-2-0		0-0-0		0-0-0			NEUTRAL			0-0-0			0-0-0			1-2-0							
3-15-0		2-7-0		1-8-0			CONFERENCE			0-0-0			0-0-0			0-0-0							
2-7-0		1-2-0		1-5-0			HOME			0-0-0			0-0-0			0-0-0							
1-8-0		1-5-0		0-3-0			AWAY			0-0-0			0-0-0			0-0-0							
0-0-0		0-0-0		0-0-0			NEUTRAL			0-0-0			0-0-0			0-0-0							
RPI	S	Opponent		Score		RPI	S	Opponent		Score		RPI	S	Opponent		Score							
2	A	Louisville		0	13	30	A	Georgia Tech		3	8	52	A	Old Dominion		22	1	133	H	Liberty		7	22
2	A	Louisville		3	9	30	A	Georgia Tech		4	14							145	H	William & Mary		8	12
2	A	Louisville		4	8	30	A	Georgia Tech		8	16							164	N	Delaware		6	7
3	H	Miami (FL)		2	7	33	H	Notre Dame		2	5							184	H	Campbell		11	8
3	H	Miami (FL)		6	11	33	H	Notre Dame		2	6							184	H	Campbell		1	7
3	H	Miami (FL)		14	3	33	H	Notre Dame		4	16							192	A	Radford		8	12
16	A	North Carolina		0	6	43	H	Pittsburgh		3	8							192	H	Radford		4	3
16	A	North Carolina		4	3	43	H	Pittsburgh		5	4							192	N	Radford		1	5
16	A	North Carolina		1	4	43	H	Pittsburgh		5	6							209	N	Manhattan		12	7
																		218	A	The Citadel		12	0
																		218	A	The Citadel		2	4
																		218	A	The Citadel		4	5
																		224	A	VMI		3	5
																		227	H	Quinnipiac		13	4
																		227	H	Quinnipiac		4	3
																		227	H	Quinnipiac		5	2
																		227	H	Quinnipiac		2	4
																		281	H	ETSU		11	0

16 A North Carolina	1	4
16 A North Carolina	0	6

V
i
r
g
i
n
i
a
T
e
c
h

V
i
r
g
i
n
i
a
T
e
c
h

Average RPI Win: 185		WON-LOST RECORD		WINNING PCT. RANK		LAST 15 GAMES		STRENGTH OF SCHEDULE		OPP. STRENGTH OF SCHEDULE		TEAM RPI		ADJ RPI		CONF. RPI		ADJ CONF. RPI	
DIV. I ONLY		13-20-0		.39394 223		6-7-0		94		121		190		.47843 190		5		5	
DIV. I NON-CONF.		10-12-0		.45455 174		3-1-0		122		197		185		.47763 185		5		5	
TOTALS		RPI 1-25		RPI 26-50		W-L RECORDS		RPI 51-100		RPI 101-150		RPI 150+							
13-20-0		1-2-0		0-5-0		OVERALL		1-4-0		3-8-0		8-1-0							
10-8-0		1-2-0		0-3-0		HOME		1-0-0		0-2-0		8-1-0							
2-9-0		0-0-0		0-0-0		AWAY		0-4-0		2-5-0		0-0-0							
1-3-0		0-0-0		0-2-0		NEUTRAL		0-0-0		1-1-0		0-0-0							
10-12-0		0-0-0		0-5-0		NON-CONFERENCE		1-4-0		1-2-0		8-1-0							
9-4-0		0-0-0		0-3-0		HOME		1-0-0		0-0-0		8-1-0							
0-5-0		0-0-0		0-0-		AWAY		0-4-0		0-1-0		0-0-0							
1-3-0		0-0-0		0-2-0		NEUTRAL		0-0-0		1-1-0		0-0-0							
3-8-0		1-2-0		0-0-0		CONFERENCE		0-0-0		2-6-0		0-0-0							
1-4-0		1-2-0		0-0-0		HOME		0-0-0		0-2-0		0-0-0							
2-4-0		0-0-0		0-0-0		AWAY		0-0-0		2-4-0		0-0-0							
0-0-0		0-0-0		0-0-0		NEUTRAL		0-0-0		0-0-0		0-0-0							
RPI	S	Opponent		Score		RPI	S	Opponent		Score		RPI	S	Opponent		Score			
22	H	TCU		4 3		34	H	BYU		2 8		62	A	Stanford		0 2			
22	H	TCU		6 14		34	H	BYU		6 7		62	A	Stanford		4 10			
22	H	TCU		0 8		34	H	BYU		10 11		62	A	Stanford		2 6			
						44	N	Oregon St.		1 3		84	A	Missouri St.		11 18			
						44	N	Oregon St.		3 9		84	H	Missouri St.		2 1			

Non-Div. I Games: Baker 6 1 Benedictine (KS) 19 7

Kansas

22	H	TCU	6	14
22	H	TCU	0	8

K
a
n
s
a
s

K
a
n
s
a
s

Average RPI Win:		235	WON-LOST RECORD		WINNING PCT. RANK		LAST 15 GAMES		STRENGTH OF SCHEDULE		OPP. STRENGTH OF SCHEDULE		TEAM RPI	ADJ RPI		CONF. RPI	ADJ CONF. RPI			
DIV. I ONLY			11-24-1		.31944	262	7-7-1		116		275		191	.47745	191	27	27			
DIV. I NON-CONF.			5-18-1		.22917	274	1-1-1		17		246		177	.48444	177	26	26			
TOTALS		RPI 1-25		RPI 26-50		W-L RECORDS		RPI 51-100		RPI 101-150		RPI 150+								
11-24-1		0-1-0		0-8-0		OVERALL		1-4-0		0-1-0		10-10-1								
1-1-0		0-0-0		0-0-0		HOME		0-0-0		0-0-0		1-1-0								
9-18-1		0-1-0		0-3-0		AWAY		1-4-0		0-0-0		8-8-0								
1-5-0		0-0-0		0-4-0		NEUTRAL		0-0-0		0-1-0		1-0-0								
5-18-1		0-1-0		0-8-0		NON-CONFERENCE		1-4-0		0-1-0		4-4-1								
1-1-0		0-0-0		0-0-0		HOME		0-0-0		0-0-0		1-1-0								
3-12-1		0-1-0		0-0-		AWAY		1-4-0		0-0-0		2-3-1								
1-5-0		0-0-0		0-4-0		NEUTRAL		0-0-0		0-1-0		1-0-0								
6-6-0		0-0-0		0-0-0		CONFERENCE		0-0-0		0-0-0		6-6-0								
0-0-0		0-0-0		0-0-0		HOME		0-0-0		0-0-0		0-0-0								
6-6-0		0-0-0		0-0-0		AWAY		0-0-0		0-0-0		6-6-0								
0-0-0		0-0-0		0-0-0		NEUTRAL		0-0-0		0-0-0		0-0-0								
RPI	S	Opponent		Score		RPI	S	Opponent		Score		RPI	S	Opponent		Score				
8	A	North Carolina St.		1	7	33	N	Notre Dame		4	5	87	A	Penn St.		4	3			
						34	A	BYU		2	14	87	A	Penn St.		4	16			
						34	A	BYU		1	14	87	A	Penn St.		1	4			
						34	A	BYU		3	15	89	A	Western Caro.		4	17			
						34	A	BYU		10	14	89	A	Western Caro.		2	10			
						43	N	Pittsburgh		4	5					203	A	Fairfield	2	3
						43	N	Pittsburgh		10	19					203	A	Fairfield	3	9
						45	N	Alabama		4	8					203	A	Fairfield	2	4
																217	A	St. Bonaventure	4	3
																217	A	St. Bonaventure	1	1
																217	H	St. Bonaventure	5	3
																217	H	St. Bonaventure	3	8
																231	N	Toledo	4	3
																254	A	Siena	8	2
																254	A	Siena	0	8
																254	A	Siena	8	4
																259	A	N.C. Central	12	11
																259	A	N.C. Central	6	10
																259	A	N.C. Central	3	7
																259	A	N.C. Central	10	13
																293	A	Saint Peter's	21	2
																293	A	Saint Peter's	13	0
																293	A	Saint Peter's	11	0
LAST 15 GAMES																				
						217	H	St. Bonaventure		3	8	185	A	Marist		1	12			
						217	H	St. Bonaventure		5	3	293	A	Saint Peter's		11	0			
						203	A	Fairfield		2	4	293	A	Saint Peter's		13	0			
						203	A	Fairfield		3	9									
						203	A	Fairfield		2	3									

Non-Div. I Games:

Niagara

185 A Marist	7	3
185 A Marist	2	3

N
i
a
g
a
r
a

N
i
a
g
a
r
a

Non-Div. I Games:

Radford

15 H Coastal Caro.	2	7
15 H Coastal Caro.	4	7

R
a
d
f
o
r
d

R
a
d
f
o
r
d

Average RPI Win: 217		WON-LOST	WINNING	LAST 15	STRENGTH OF		OPP. STRENGTH	TEAM	ADJ		CONF.	ADJ CONF.
Average RPI Loss: 168		RECORD	PCT. RANK	GAMES	SCHEDULE		OF SCHEDULE	RPI	RPI		RPI	RPI
DIV. I ONLY		17-16-0	.51515	137	256		253	193	.47596		193	20
DIV. I NON-CONF.		11-11-0	.5	147	253		265	187	.47751		187	20
TOTALS		RPI 1-25	RPI 26-50		W-L RECORDS		RPI 51-100		RPI 101-150		RPI 150+	
17-16-0		0-0-0	0-4-0		OVERALL		0-0-0		0-0-0		17-12-0	
9-2-0		0-0-0	0-0-0		HOME		0-0-0		0-0-0		9-2-0	
7-12-0		0-0-0	0-4-0		AWAY		0-0-0		0-0-0		7-8-0	
1-2-0		0-0-0	0-0-0		NEUTRAL		0-0-0		0-0-0		1-2-0	
11-11-0		0-0-0	0-4-0		NON-CONFERENCE		0-0-0		0-0-0		11-7-0	
5-1-0		0-0-0	0-0-0		HOME		0-0-0		0-0-0		5-1-0	
5-8-0		0-0-0	0-0-		AWAY		0-0-0		0-0-0		5-4-0	
1-2-0		0-0-0	0-0-0		NEUTRAL		0-0-0		0-0-0		1-2-0	
6-5-0		0-0-0	0-0-0		CONFERENCE		0-0-0		0-0-0		6-5-0	
4-1-0		0-0-0	0-0-0		HOME		0-0-0		0-0-0		4-1-0	
2-4-0		0-0-0	0-0-0		AWAY		0-0-0		0-0-0		2-4-0	
0-0-0		0-0-0	0-0-0		NEUTRAL		0-0-0		0-0-0		0-0-0	
RPI S	Opponent	Score	RPI S	Opponent	Score	RPI S	Opponent	Score	RPI S	Opponent	Score	
			30 A	Georgia Tech	1 4				158 A	Georgetown	0 1	
			30 A	Georgia Tech	1 6				158 N	Georgetown	5 6	
			30 A	Georgia Tech	2 9				159 H	Stony Brook	10 15	
			47 A	Wake Forest	8 10				159 H	Stony Brook	2 1	
									160 H	UMass Lowell	1 0	
									160 H	UMass Lowell	4 3	
									160 H	UMass Lowell	10 5	
									174 A	Navy	6 4	
									174 H	Navy	5 4	
									195 A	Richmond	10 5	
									201 A	James Madison	13 11	
									201 A	James Madison	7 12	
									201 A	James Madison	5 13	
									204 A	Albany (NY)	4 10	
									204 A	Albany (NY)	5 1	
									204 A	Albany (NY)	1 6	
									207 A	George Washington	10 8	
									207 H	George Washington	8 12	
									224 N	VMI	5 4	
									224 N	VMI	3 9	
									258 A	Towson	4 3	
									258 H	Towson	12 3	
									268 A	Maine	3 6	
									268 A	Maine	3 1	
									268 A	Maine	5 7	
									298 A	Mt. St. Mary's	3 5	
									298 H	Mt. St. Mary's	9 3	
LAST 15 GAMES												
			174 A	Navy	6 4				204 A	Albany (NY)	4 10	
			268 A	Maine	5 7				207 H	George Washington	8 12	
			268 A	Maine	3 1				298 A	Mt. St. Mary's	3 5	
			268 A	Maine	3 6							
			258 A	Towson	4 3							

Non-Div. I Games:

UMBC

204	A	Albany (NY)	5	1
204	A	Albany (NY)	1	6

RPI	S	Opponent	Score	
298	H	Mt. St. Mary's	3	1
299	H	Coppin St.	12	3

UMBC

U
M
B
C

U
M
B
C

Average RPI Win: 202		WON-LOST	WINNING	LAST 15	STRENGTH OF		OPP. STRENGTH	TEAM	ADJ	CONF.	ADJ CONF.
Average RPI Loss: 158		RECORD	PCT. RANK	GAMES	SCHEDULE		OF SCHEDULE	RPI	RPI	RPI	RPI
DIV. I ONLY		17-18-0	.48571	159	249		233	194	.47555	194	27
DIV. I NON-CONF.		9-14-0	.3913	210	117		201	152	.49917	152	26
TOTALS		RPI 1-25	RPI 26-50		W-L RECORDS		RPI 51-100		RPI 101-150		RPI 150+
17-18-0	0-0-0	0-4-0		OVERALL		0-0-0		5-4-0		12-10-0	
5-3-0	0-0-0	0-0-0		HOME		0-0-0		0-0-0		5-3-0	
10-9-0	0-0-0	0-0-0		AWAY		0-0-0		5-4-0		5-5-0	
2-6-0	0-0-0	0-4-0		NEUTRAL		0-0-0		0-0-0		2-2-0	
9-14-0	0-0-0	0-4-0		NON-CONFERENCE		0-0-0		5-4-0		4-6-0	
1-1-0	0-0-0	0-0-0		HOME		0-0-0		0-0-0		1-1-0	
6-7-0	0-0-0	0-0-		AWAY		0-0-0		5-4-0		1-3-0	
2-6-0	0-0-0	0-4-0		NEUTRAL		0-0-0		0-0-0		2-2-0	
8-4-0	0-0-0	0-0-0		CONFERENCE		0-0-0		0-0-0		8-4-0	
4-2-0	0-0-0	0-0-0		HOME		0-0-0		0-0-0		4-2-0	
4-2-0	0-0-0	0-0-0		AWAY		0-0-0		0-0-0		4-2-0	
0-0-0	0-0-0	0-0-0		NEUTRAL		0-0-0		0-0-0		0-0-0	
RPI S	Opponent	Score	RPI S	Opponent	Score	RPI S	Opponent	Score	RPI S	Opponent	Score
			27 N	Michigan	0 3				104 A	Kent St.	5 4
			27 N	Michigan	3 9				111 A	West Virginia	9 0
			27 N	Michigan	2 6				111 A	West Virginia	7 5
			27 N	Michigan	0 9				119 A	Cincinnati	6 7
									119 A	Cincinnati	1 4
									119 A	Cincinnati	1 6
									119 A	Cincinnati	7 8
									124 A	Saint Joseph's	2 1
									124 A	Saint Joseph's	4 3
									184 A	Campbell	2 7
									184 A	Campbell	7 4
									184 A	Campbell	4 12
									209 A	Manhattan	4 2
									209 A	Manhattan	3 0
									209 A	Manhattan	3 4
									211 N	Fordham	5 8
									211 N	Fordham	5 4
									211 N	Fordham	5 4
									211 N	Fordham	2 5
									234 A	Rider	1 0
									234 A	Rider	15 5
									234 A	Rider	3 5
									243 H	Buffalo	9 5
									243 H	Buffalo	4 5
									254 H	Siena	16 4
									254 H	Siena	4 6
									254 H	Siena	1 3
LAST 15 GAMES			234 A	Rider	15 5	104 A	Kent St.	5 4	234 A	Rider	3 5
			234 A	Rider	1 0	254 H	Siena	16 4	243 H	Buffalo	4 5
			234 A	Rider	3 5	254 H	Siena	1 3	254 H	Siena	16 4
			243 H	Buffalo	4 5				254 H	Siena	4 6
			209 A	Manhattan	3 4				254 H	Siena	1 3

Non-Div. I Games:

Canisius

209	A	Manhattan	3	0
209	A	Manhattan	4	2

RPI	S	Opponent	Score	
282	A	La Salle	3	4
293	H	Saint Peter's	8	7
293	H	Saint Peter's	9	0
293	H	Saint Peter's	11	7

Canisius

C
a
n
i
s
i
u
s

C
a
n
i
s
i
u
s

Average RPI Win: 216		WON-LOST	WINNING	LAST 15	STRENGTH OF		OPP. STRENGTH	TEAM	ADJ	CONF.	ADJ CONF.
Average RPI Loss: 151		RECORD	PCT. RANK	GAMES	SCHEDULE		OF SCHEDULE	RPI	RPI	RPI	RPI
DIV. I ONLY		19-15-0	.55882	108	8-7-0		212	267	195	.4745	195
DIV. I NON-CONF.		13-9-0	.59091	94	2-1-0		250	264	183	.47841	183
TOTALS		RPI 1-25	RPI 26-50		W-L RECORDS		RPI 51-100		RPI 101-150		RPI 150+
19-15-0	0-1-0	0-2-0		OVERALL		2-1-0		2-4-0		15-7-0	
14-7-0	0-0-0	0-0-0		HOME		1-1-0		2-3-0		11-3-0	
1-7-0	0-1-0	0-2-0		AWAY		0-0-0		0-1-0		1-3-0	
4-1-0	0-0-0	0-0-0		NEUTRAL		1-0-0		0-0-0		3-1-0	
13-9-0	0-1-0	0-2-0		NON-CONFERENCE		2-1-0		1-2-0		10-3-0	
9-3-0	0-0-0	0-0-0		HOME		1-1-0		1-1-0		7-1-0	
0-5-0	0-1-0	0-0-		AWAY		0-0-0		0-1-0		0-1-0	
4-1-0	0-0-0	0-0-0		NEUTRAL		1-0-0		0-0-0		3-1-0	
6-6-0	0-0-0	0-0-0		CONFERENCE		0-0-0		1-2-0		5-4-0	
5-4-0	0-0-0	0-0-0		HOME		0-0-0		1-2-0		4-2-0	
1-2-0	0-0-0	0-0-0		AWAY		0-0-0		0-0-0		1-2-0	
0-0-0	0-0-0	0-0-0		NEUTRAL		0-0-0		0-0-0		0-0-0	
RPI S	Opponent	Score		RPI S	Opponent	Score		RPI S	Opponent	Score	
25 A	UNCW	9	12	31 A	Col. of Charleston	3	5	79 H	Princeton	3	5
				47 A	Wake Forest	4	17	87 H	Penn St.	6	5
								89 N	Western Caro.	3	1
								124 H	Saint Joseph's	5	6
								124 H	Saint Joseph's	4	2
								124 H	Saint Joseph's	3	7
								141 H	Miami (OH)	10	3
								141 H	Miami (OH)	7	14
								145 A	William & Mary	8	12
								157 N	St. John's (NY)	14	10
								180 H	Davidson	2	14
								180 H	Davidson	8	7
								180 H	Davidson	4	3
								193 H	UMBC	5	10
								201 H	James Madison	8	1
								211 A	Fordham	7	6
								211 A	Fordham	3	7
								211 A	Fordham	0	1
								218 A	The Citadel	2	6
								223 N	Harvard	9	2
								224 H	VMI	15	3
								258 N	Towson	2	3
								264 H	NYIT	9	1
								275 H	Saint Louis	7	13
								275 H	Saint Louis	5	3
								275 H	Saint Louis	4	2
								293 H	Saint Peter's	10	0
								293 H	Saint Peter's	12	2
								293 N	Saint Peter's	12	6
								294 H	UMES	15	0
LAST 15 GAMES				180 H	Davidson	8	7	211 A	Fordham	3	7
				180 H	Davidson	2	14	211 A	Fordham	0	1
				180 H	Davidson	4	3	201 H	James Madison	8	1
				275 H	Saint Louis	5	3				
				275 H	Saint Louis	4	2				

Non-Div. I Games:

Richmond

275 H Saint Louis	7	13
211 A Fordham	7	6

RPI	S	Opponent	Score	
294	H	UMES	7	4

Richmond

R
i
c
h
m
o
n
d

R
i
c
h
m
o
n
d

Average RPI Win: 180		WON-LOST	WINNING		LAST 15	STRENGTH OF		OPP. STRENGTH	TEAM	ADJ	CONF.	ADJ CONF.	
Average RPI Loss: 112		RECORD	PCT. RANK		GAMES	SCHEDULE		OF SCHEDULE	RPI	RPI	RPI	RPI	
DIV. I ONLY		13-22-0	.37143	231	1-13-0	90		224	197	.47419	196	8	8
DIV. I NON-CONF.		12-11-0	.52174	135	1-4-0	139		272	156	.49764	156	8	8
TOTALS		RPI 1-25	RPI 26-50		W-L RECORDS		RPI 51-100		RPI 101-150		RPI 150+		
13-22-0		0-0-0	0-7-0		OVERALL		0-1-0		5-7-0		8-7-0		
7-12-0		0-0-0	0-4-0		HOME		0-0-0		4-4-0		3-4-0		
6-10-0		0-0-0	0-3-0		AWAY		0-1-0		1-3-0		5-3-0		
0-0-0		0-0-0	0-0-0		NEUTRAL		0-0-0		0-0-0		0-0-0		
12-11-0		0-0-0	0-1-0		NON-CONFERENCE		0-1-0		4-5-0		8-4-0		
7-6-0		0-0-0	0-1-0		HOME		0-0-0		4-4-0		3-1-0		
5-5-0		0-0-0	0-0-		AWAY		0-1-0		0-1-0		5-3-0		
0-0-0		0-0-0	0-0-0		NEUTRAL		0-0-0		0-0-0		0-0-0		
1-11-0		0-0-0	0-6-0		CONFERENCE		0-0-0		1-2-0		0-3-0		
0-6-0		0-0-0	0-3-0		HOME		0-0-0		0-0-0		0-3-0		
1-5-0		0-0-0	0-3-0		AWAY		0-0-0		1-2-0		0-0-0		
0-0-0		0-0-0	0-0-0		NEUTRAL		0-0-0		0-0-0		0-0-0		
RPI S	Opponent	Score	RPI S	Opponent	Score	RPI S	Opponent	Score	RPI S	Opponent	Score		
			34 H	BYU	1 4	74 A	Oregon	1 10	105 H	CSUN	6 5		
			34 H	BYU	2 8				105 H	CSUN	1 2		
			34 H	BYU	3 5				105 H	CSUN	7 3		
			42 A	Gonzaga	0 3				105 H	CSUN	1 2		
			42 A	Gonzaga	1 18				107 A	Seattle	3 4		
			42 A	Gonzaga	5 14				109 A	Loyola Marymount	1 8		
			44 H	Oregon St.	6 13				109 A	Loyola Marymount	0 3		
									109 A	Loyola Marymount	3 1		
									132 H	Oakland	6 3		
									132 H	Oakland	0 4		
									132 H	Oakland	10 7		
									132 H	Oakland	4 14		
									153 A	Utah Valley	10 3		
									153 A	Utah Valley	4 6		
									153 A	Utah Valley	8 9		
									153 A	Utah Valley	8 6		
									176 H	Pacific	6 10		
									176 H	Pacific	2 3		
									176 H	Pacific	0 3		
									215 H	UC Riverside	10 6		
									215 H	UC Riverside	8 5		
									215 H	UC Riverside	4 3		
			176 H	Pacific	2 3	34 H	BYU	3 5	215 H	UC Riverside	1 4		
			176 H	Pacific	6 10	34 H	BYU	1 4	270 A	UC Davis	3 4		
			176 H	Pacific	0 3	34 H	BYU	2 8	270 A	UC Davis	7 4		
			42 A	Gonzaga	5 14				270 A	UC Davis	9 6		
			42 A	Gonzaga	0 3				270 A	UC Davis	12 0		

Non-Div. I Games:

Portland

42	A	Gonzaga	1	18
74	A	Oregon	1	10

P
o
r
t
l
a
n
d

P
o
r
t
l
a
n
d

H
a
w
a
i
i

H
a
w
a
i
i

1

Page 393

270	A	UC Davis	6	5
116	H	UC Irvine	4	14

H
a
w
a
i
i

H
a
w
a
i
i

O
m
a
h
a

Omaha

200	A	South Dakota St.	10	3
200	A	South Dakota St.	19	6

RPI	S	Opponent	Score	
275	N	Saint Louis	16	2
276	N	Bowling Green	10	1

Omaha

O
m
a
h
a

O
m
a
h
a

Average RPI Win: 200		WON-LOST RECORD	WINNING PCT. RANK		LAST 15 GAMES	STRENGTH OF SCHEDULE	OPP. STRENGTH OF SCHEDULE	TEAM RPI	ADJ RPI	CONF. RPI	ADJ CONF. RPI	
Average RPI Loss: 179												
DIV. I ONLY		12-12-0	.5	147	6-7-0	264	222	198	.47043	199	23	23
DIV. I NON-CONF.		7-7-0	.5	147	1-2-0	168	224	122	.51475	125	21	21
<hr/>												
TOTALS		RPI 1-25		RPI 26-50		W-L RECORDS		RPI 51-100		RPI 101-150		RPI 150+
12-12-0		0-0-0		0-0-0		OVERALL		0-3-0		4-3-0		8-6-0
6-1-0		0-0-0		0-0-0		HOME		0-0-0		1-0-0		5-1-0
5-9-0		0-0-0		0-0-0		AWAY		0-3-0		2-1-0		3-5-0
1-2-0		0-0-0		0-0-0		NEUTRAL		0-0-0		1-2-0		0-0-0
7-7-0		0-0-0		0-0-0		NON-CONFERENCE		0-3-0		4-3-0		3-1-0
1-0-0		0-0-0		0-0-0		HOME		0-0-0		1-0-0		0-0-0
5-5-0		0-0-0		0-0-		AWAY		0-3-0		2-1-0		3-1-0
1-2-0		0-0-0		0-0-0		NEUTRAL		0-0-0		1-2-0		0-0-0
5-5-0		0-0-0		0-0-0		CONFERENCE		0-0-0		0-0-0		5-5-0
5-1-0		0-0-0		0-0-0		HOME		0-0-0		0-0-0		5-1-0
0-4-0		0-0-0		0-0-0		AWAY		0-0-0		0-0-0		0-4-0
0-0-0		0-0-0		0-0-0		NEUTRAL		0-0-0		0-0-0		0-0-0
RPI	S	Opponent	Score	RPI	S	Opponent	Score	RPI	S	Opponent	Score	

220 A Yale	8	9
220 A Yale	2	4

C
o
r
n
e
l
l

C
o
r
n
e
l
l

Average RPI Win: 211		WON-LOST	WINNING	LAST 15	STRENGTH OF		OPP. STRENGTH	TEAM	ADJ	CONF.	ADJ CONF.
Average RPI Loss: 131		RECORD	PCT. RANK	GAMES	SCHEDULE		OF SCHEDULE	RPI	RPI	RPI	RPI
DIV. I ONLY		12-22-0	.35294	243	9-5-0		161	212	200	.46993	200
DIV. I NON-CONF.		3-16-0	.15789	287	1-2-0		133	158	264	.43192	264
TOTALS		RPI 1-25	RPI 26-50		W-L RECORDS		RPI 51-100		RPI 101-150		RPI 150+
12-22-0		0-6-0	0-1-0		OVERALL		1-3-0		0-3-0		11-9-0
5-2-0		0-0-0	0-0-0		HOME		0-0-0		0-0-0		5-2-0
7-14-0		0-4-0	0-1-0		AWAY		1-2-0		0-2-0		6-5-0
0-6-0		0-2-0	0-0-0		NEUTRAL		0-1-0		0-1-0		0-2-0
3-16-0		0-6-0	0-1-0		NON-CONFERENCE		0-1-0		0-3-0		3-5-0
1-0-0		0-0-0	0-0-0		HOME		0-0-0		0-0-0		1-0-0
2-10-0		0-4-0	0-0-		AWAY		0-0-0		0-2-0		2-3-0
0-6-0		0-2-0	0-0-0		NEUTRAL		0-1-0		0-1-0		0-2-0
9-6-0		0-0-0	0-0-0		CONFERENCE		1-2-0		0-0-0		8-4-0
4-2-0		0-0-0	0-0-0		HOME		0-0-0		0-0-0		4-2-0
5-4-0		0-0-0	0-0-0		AWAY		1-2-0		0-0-0		4-2-0
0-0-0		0-0-0	0-0-0		NEUTRAL		0-0-0		0-0-0		0-0-0
RPI S	Opponent	Score	RPI S	Opponent	Score	RPI S	Opponent	Score	RPI S	Opponent	Score
17 A	Mississippi St.	5 15	41 A	Creighton	5 6	68 A	Oral Roberts	3 2	147 A	Sacramento St.	7 10
17 A	Mississippi St.	4 17				68 A	Oral Roberts	1 9	147 A	Sacramento St.	3 11
19 A	Minnesota	3 7				68 A	Oral Roberts	3 13	147 N	Sacramento St.	0 4
23 N	Fla. Atlantic	2 4				80 N	VCU	8 14	166 H	North Dakota St.	11 3
23 N	Fla. Atlantic	5 11							166 H	North Dakota St.	5 2
25 A	UNCW	5 15							166 H	North Dakota St.	14 7
									176 A	Pacific	2 5
									198 H	Omaha	6 19
									198 H	Omaha	9 4
									198 H	Omaha	3 10
									216 N	Eastern Ky.	1 10
									216 N	Eastern Ky.	4 6
									226 H	North Dakota	5 3
									248 A	IPFW	18 5
									248 A	IPFW	9 3
									248 A	IPFW	10 6
									261 A	Western Ill.	11 3
									261 A	Western Ill.	0 2
									261 A	Western Ill.	2 3
									270 A	UC Davis	4 5
									271 A	Northern Colo.	11 3
									271 A	Northern Colo.	8 3
									271 A	Northern Colo.	6 7
			LAST 15 GAMES								
			166 H	North Dakota St.	5 2	198 H	Omaha	6 19			
			166 H	North Dakota St.	14 7	226 H	North Dakota	5 3			
			166 H	North Dakota St.	11 3	248 A	IPFW	10 6			
			41 A	Creighton	5 6						
			19 A	Minnesota	3 7						

Non-Div. I Games: Dakota Wesleyan 7 4

South Dakota St.

198 H Omaha	9	4
198 H Omaha	3	10

S
o
u
t
h
D
a
k
o
t
a
S
t
.

S
o
u
t
h
D
a
k
o
t
a
S
t
.

Average RPI Win:	195	WON-LOST RECORD	WINNING PCT. RANK	LAST 15 GAMES	STRENGTH OF SCHEDULE	OPP. STRENGTH OF SCHEDULE	TEAM RPI	ADJ RPI	CONF. RPI	ADJ CONF. RPI				
Average RPI Loss:	160													
DIV. I ONLY		15-22-0	.40541	217	5-10-0	144	252	201	.46964	201	15	15		
DIV. I NON-CONF.		10-15-0	.4	204	1-3-0	138	253	202	.47227	201	15	15		
<hr/>														
TOTALS	RPI 1-25	RPI 26-50		W-L RECORDS		RPI 51-100		RPI 101-150		RPI 150+				
15-22-0	0-3-0	0-2-0		OVERALL		0-0-0		3-6-0		12-11-0				
10-8-0	0-0-0	0-0-0		HOME		0-0-0		3-3-0		7-5-0				
5-14-0	0-3-0	0-2-0		AWAY		0-0-0		0-3-0		5-6-0				
0-0-0	0-0-0	0-0-0		NEUTRAL		0-0-0		0-0-0		0-0-0				
10-15-0	0-3-0	0-2-0		NON-CONFERENCE		0-0-0		0-3-0		10-7-0				
7-5-0	0-0-0	0-0-0		HOME		0-0-0		0-0-0		7-5-0				
3-10-0	0-3-0	0-0-		AWAY		0-0-0		0-3-0		3-2-0				
0-0-0	0-0-0	0-0-0		NEUTRAL		0-0-0		0-0-0		0-0-0				
5-7-0	0-0-0	0-0-0		CONFERENCE		0-0-0		3-3-0		2-4-0				
3-3-0	0-0-0	0-0-0		HOME		0-0-0		3-3-0		0-0-0				
2-4-0	0-0-0	0-0-0		AWAY		0-0-0		0-0-0		2-4-0				
0-0-0	0-0-0	0-0-0		NEUTRAL		0-0-0		0-0-0		0-0-0				
RPI	S	Opponent	Score		RPI	S	Opponent	Score		RPI	S	Opponent	Score	
11	A	Clemson	1	6	32	A	Maryland	2	5	140	A	Gardner-Webb	2	8
11	A	Clemson	2	11	40	A	Virginia	6	15	140	A	Gardner-Webb	4	5
11	A	Clemson	1	10						140	A	Gardner-Webb	6	7
										145	H	William & Mary	4	11
										145	H	William & Mary	8	5
										145	H	William & Mary	0	2
										150	H	Northeastern	5	20
										150	H	Northeastern	7	6
										150	H	Northeastern	6	4
										162	H	Monmouth	10	11
										164	A	Delaware	14	12
										164	A	Delaware	6	16
										164	A	Delaware	7	3
										180	A	Davidson	7	6
										193	H	UMBC	13	5
										193	H	UMBC	12	7
										193	H	UMBC	11	13
										195	A	Richmond	1	8
										207	A	George Washington	2	1
										217	H	St. Bonaventure	7	5
										217	H	St. Bonaventure	4	1
										224	A	VMI	12	8
										224	H	VMI	11	10
										249	H	Bucknell	7	6
										249	H	Bucknell	1	9
										249	H	Bucknell	9	3
										249	H	Bucknell	2	4
LAST 15 GAMES														
285	A	George Mason	5	6	258	A	Towson	4	6	224	H	VMI	11	10
145	H	William & Mary	0	2	32	A	Maryland	2	5	249	H	Bucknell	7	6
145	H	William & Mary	4	11	164	A	Delaware	14	12	249	H	Bucknell	1	9
145	H	William & Mary	8	5						249	H	Bucknell	9	3
224	H	VMI	11	10						249	H	Bucknell	2	4

Non-Div. I Games:

James Madison

258	A	Towson	4	8
258	A	Towson	2	3

RPI	S	Opponent	Score
258	A	Towson	2 3
258	A	Towson	4 6
258	A	Towson	4 8
285	A	George Mason	5 6
285	H	George Mason	5 16

James Madison

J
a
m
e
s
M
a
d
i
s
o
n

J
a
m
e
s
M
a
d
i
s
o
n

Average RPI Win:	109	WON-LOST RECORD	WINNING PCT. RANK	LAST 15 GAMES	STRENGTH OF SCHEDULE	OPP. STRENGTH OF SCHEDULE	TEAM RPI	ADJ RPI	CONF. RPI	ADJ CONF. RPI	
Average RPI Loss:	108										
DIV. I ONLY	11-25-0	.30556	264	5-10-0	54	182	202	.46958	202	13	13
DIV. I NON-CONF.	7-11-0	.38889	212	3-4-0	71	143	180	.48063	180	11	11
<hr/>											
TOTALS	RPI 1-25	RPI 26-50		W-L RECORDS	RPI 51-100		RPI 101-150		RPI 150+		
11-25-0	0-0-0	0-1-0		OVERALL	5-9-0		4-8-0		2-7-0		
8-12-0	0-0-0	0-1-0		HOME	3-4-0		3-5-0		2-2-0		
3-13-0	0-0-0	0-0-0		AWAY	2-5-0		1-3-0		0-5-0		
0-0-0	0-0-0	0-0-0		NEUTRAL	0-0-0		0-0-0		0-0-0		
<hr/>											
7-11-0	0-0-0	0-1-0		NON-CONFERENCE	3-2-0		3-6-0		1-2-0		
5-7-0	0-0-0	0-1-0		HOME	1-0-0		3-5-0		1-1-0		
2-4-0	0-0-0	0-0-		AWAY	2-2-0		0-1-0		0-1-0		
0-0-0	0-0-0	0-0-0		NEUTRAL	0-0-0		0-0-0		0-0-0		
<hr/>											
4-14-0	0-0-0	0-0-0		CONFERENCE	2-7-0		1-2-0		1-5-0		
3-5-0	0-0-0	0-0-0		HOME	2-4-0		0-0-0		1-1-0		
1-9-0	0-0-0	0-0-0		AWAY	0-3-0		1-2-0		0-4-0		
0-0-0	0-0-0	0-0-0		NEUTRAL	0-0-0		0-0-0		0-0-0		
<hr/>											
RPI S	Opponent	Score	RPI S	Opponent	Score	RPI S	Opponent	Score	RPI S	Opponent	Score
			27 H	Michigan	5 6	53 A	New Mexico	6 9	109 H	Loyola Marymount	4 13
						53 A	New Mexico	2 3	109 H	Loyola Marymount	8 5
						53 A	New Mexico	1 11	109 H	Loyola Marymount	3 4
						53 H	New Mexico	2 6	116 H	UC Irvine	2 3
						53 H	New Mexico	9 8	116 H	UC Irvine	9 3
						53 H	New Mexico	3 10	116 H	UC Irvine	8 5
						62 A	Stanford	0 10	116 H	UC Irvine	0 11
						62 H	Stanford	10 9	144 A	San Francisco	3 4
						65 H	Fresno St.	3 2	144 H	San Francisco	3 6
						65 H	Fresno St.	4 9	149 A	UNLV	1 2
						65 H	Fresno St.	4 13	149 A	UNLV	11 6
						99 A	Cal Poly	8 5	149 A	UNLV	2 4
						99 A	Cal Poly	9 7	154 A	Santa Clara	5 8
						99 A	Cal Poly	4 7	154 H	Santa Clara	4 7
									156 A	Air Force	3 9
									156 A	Air Force	7 8
									156 A	Air Force	4 12
									156 A	Air Force	7 13
									156 H	Air Force	9 5
									156 H	Air Force	2 7
									176 H	Pacific	8 7
<hr/>											
LAST 15 GAMES											
144 A San Francisco 3 4						156 A Air Force 7 13					
53 H New Mexico 3 10						156 A Air Force 3 9					
53 H New Mexico 2 6						99 A Cal Poly 9 7					
53 H New Mexico 9 8											
62 A Stanford 0 10											

Non-Div. I Games:

San Jose St.

156 A Air Force	7	8
156 A Air Force	4	12

S
a
n
J
o
s
e
S
t
.

S
a
n
J
o
s
e
S
t
.

Average RPI Win:		235	WON-LOST RECORD		WINNING PCT. RANK		LAST 15 GAMES		STRENGTH OF SCHEDULE		OPP. STRENGTH OF SCHEDULE		TEAM RPI		ADJ RPI		CONF. RPI		ADJ CONF. RPI	
DIV. I ONLY			16-17-0		.48485	160	11-4-0		269		151		203		.46937	203	27		27	
DIV. I NON-CONF.			9-15-0		.375	217	4-2-0		207		139		200		.47245	199	26		26	
TOTALS		RPI 1-25		RPI 26-50		W-L RECORDS		RPI 51-100		RPI 101-150		RPI 150+								
16-17-0		0-5-0		0-0-0		OVERALL		0-2-0		0-0-0		16-10-0								
7-4-0		0-0-0		0-0-0		HOME		0-1-0		0-0-0		7-3-0								
6-13-0		0-5-0		0-0-0		AWAY		0-1-0		0-0-0		6-7-0								
3-0-0		0-0-0		0-0-0		NEUTRAL		0-0-0		0-0-0		3-0-0								
9-15-0		0-5-0		0-0-0		NON-CONFERENCE		0-2-0		0-0-0		9-8-0								
3-2-0		0-0-0		0-0-0		HOME		0-1-0		0-0-0		3-1-0								
3-13-0		0-5-0		0-0-		AWAY		0-1-0		0-0-0		3-7-0								
3-0-0		0-0-0		0-0-0		NEUTRAL		0-0-0		0-0-0		3-0-0								
7-2-0		0-0-0		0-0-0		CONFERENCE		0-0-0		0-0-0		7-2-0								
4-2-0		0-0-0		0-0-0		HOME		0-0-0		0-0-0		4-2-0								
3-0-0		0-0-0		0-0-0		AWAY		0-0-0		0-0-0		3-0-0								
0-0-0		0-0-0		0-0-0		NEUTRAL		0-0-0		0-0-0		0-0-0								
RPI	S	Opponent		Score		RPI	S	Opponent		Score		RPI	S	Opponent		Score				
8	A	North Carolina St.		2	4							157	A	St. John's (NY)		7	11			
8	A	North Carolina St.		0	4							164	A	Delaware		6	22			
16	A	North Carolina		2	10							164	A	Delaware		3	4			
16	A	North Carolina		3	4							164	A	Delaware		6	11			
16	A	North Carolina		0	11							175	A	Charlotte		3	2			
												175	A	Charlotte		2	6			
												175	A	Charlotte		7	8			
												191	H	Niagara		3	2			
												191	H	Niagara		9	3			
												191	H	Niagara		4	2			
												204	H	Albany (NY)		5	4			
												211	A	Fordham		8	5			
												213	H	Hofstra		5	4			
												220	A	Yale		2	1			
												220	A	Yale		1	2			
												223	H	Harvard		1	7			
												223	H	Harvard		8	6			
												234	H	Rider		13	1			
												234	H	Rider		3	6			
												234	H	Rider		6	7			
												278	A	Iona		7	1			
												278	A	Iona		2	1			
												278	A	Iona		8	7			
												292	N	Delaware St.		8	2			
												292	N	Delaware St.		17	3			
												292	N	Delaware St.		14	1			
LAST 15 GAMES																				
													</							

Non-Div. I Games:

Fairfield

278 A Iona	8	7
278 A Iona	7	1

F
a
i
r
f
i
e
l
d

F
a
i
r
f
i
e
l
d

[illegible]

Non-Div. I Games:

Albany (NY)

193 H UMBC	1	5
193 H UMBC	6	1

A
l
b
a
n
y
(
N
Y
)

A
l
b
a
n
y
(
N
Y
)

Average RPI Win:	219	WON-LOST	WINNING	LAST 15	STRENGTH OF	OPP. STRENGTH	TEAM	ADJ	CONF.	ADJ CONF.	
Average RPI Loss:	182	RECORD	PCT. RANK	GAMES	SCHEDULE	OF SCHEDULE	RPI	RPI	RPI	RPI	
DIV. I ONLY	17-22-0	.4359	197	9-6-0	245	236	205	.46883	205	29	29
DIV. I NON-CONF.	10-17-0	.37037	221	2-1-0	269	183	245	.4468	245	29	29
TOTALS	RPI 1-25	RPI 26-50	W-L RECORDS	RPI 51-100	RPI 101-150	RPI 150+					
17-22-0	0-0-0	0-0-0	OVERALL	1-3-0	1-3-0	15-16-0					
5-5-0	0-0-0	0-0-0	HOME	0-1-0	1-0-0	4-4-0					
11-16-0	0-0-0	0-0-0	AWAY	1-2-0	0-3-0	10-11-0					
1-1-0	0-0-0	0-0-0	NEUTRAL	0-0-0	0-0-0	1-1-0					
10-17-0	0-0-0	0-0-0	NON-CONFERENCE	1-3-0	1-3-0	8-11-0					
3-3-0	0-0-0	0-0-0	HOME	0-1-0	1-0-0	2-2-0					
6-13-0	0-0-0	0-0-	AWAY	1-2-0	0-3-0	5-8-0					
1-1-0	0-0-0	0-0-0	NEUTRAL	0-0-0	0-0-0	1-1-0					
7-5-0	0-0-0	0-0-0	CONFERENCE	0-0-0	0-0-0	7-5-0					
2-2-0	0-0-0	0-0-0	HOME	0-0-0	0-0-0	2-2-0					
5-3-0	0-0-0	0-0-0	AWAY	0-0-0	0-0-0	5-3-0					
0-0-0	0-0-0	0-0-0	NEUTRAL	0-0-0	0-0-0	0-0-0					
RPI S	Opponent	Score	RPI S	Opponent	Score	RPI S	Opponent	Score	RPI S	Opponent	Score
						64 A	Long Beach St.	1 7	137 H	Rhode Island	5 3
						64 A	Long Beach St.	1 2	145 A	William & Mary	5 8
						64 A	Long Beach St.	3 2	145 A	William & Mary	5 6
						69 H	Hartford	4 8	145 A	William & Mary	11 12
									160 H	UMass Lowell	2 5
									172 A	Furman	4 7
									172 A	Furman	2 5
									172 A	Furman	10 7
									174 A	Navy	4 2
									174 A	Navy	2 4
									174 A	Navy	3 1
									174 A	Navy	0 9
									181 A	South Fla.	3 4
									181 A	South Fla.	2 3
									181 A	South Fla.	2 3
									220 A	Yale	8 1
									220 A	Yale	5 10
									220 A	Yale	4 2
									223 H	Harvard	11 4
									229 A	Dartmouth	1 2
									235 N	Penn	5 3
									235 N	Penn	3 4
									253 H	Army West Point	6 2
									253 H	Army West Point	0 3
									253 H	Army West Point	1 6
									253 H	Army West Point	6 3
									256 A	Brown	9 0
LAST 15 GAMES											
						274 A	Lehigh	12 3	274 A	Lehigh	5 4
						229 A	Dartmouth	1 2	253 H	Army West Point	1 6
									253 H	Army West Point	6 3

Non-Div. I Games:

Holy Cross

274	A	Lehigh	4	5
274	A	Lehigh	6	1

RPI	S	Opponent	Score	
256	A	Brown	1	2
256	H	Brown	0	3
256	H	Brown	12	11
272	A	Massachusetts	6	3
274	A	Lehigh	6	1
274	A	Lehigh	12	3
274	A	Lehigh	5	4
274	A	Lehigh	4	5

Average RPI Win: 230		WON-LOST	WINNING	LAST 15	STRENGTH OF		OPP. STRENGTH	TEAM	ADJ		CONF.	ADJ CONF.
Average RPI Loss: 129		RECORD	PCT. RANK	GAMES	SCHEDULE		OF SCHEDULE	RPI	RPI		RPI	RPI
DIV. I ONLY		20-14-0	.58824	88	10-5-0		280	169	206		21	21
DIV. I NON-CONF.		10-6-0	.625	71	3-0-0		278	268	213		23	23
TOTALS		RPI 1-25	RPI 26-50		W-L RECORDS		RPI 51-100		RPI 101-150		RPI 150+	
20-14-0		0-0-0	0-0-0		OVERALL		2-8-0		1-2-0		17-4-0	
13-8-0		0-0-0	0-0-0		HOME		2-4-0		1-2-0		10-2-0	
7-6-0		0-0-0	0-0-0		AWAY		0-4-0		0-0-0		7-2-0	
0-0-0		0-0-0	0-0-0		NEUTRAL		0-0-0		0-0-0		0-0-0	
10-6-0		0-0-0	0-0-0		NON-CONFERENCE		0-1-0		1-2-0		9-3-0	
8-4-0		0-0-0	0-0-0		HOME		0-0-0		1-2-0		7-2-0	
2-2-0		0-0-0	0-0-		AWAY		0-1-0		0-0-0		2-1-0	
0-0-0		0-0-0	0-0-0		NEUTRAL		0-0-0		0-0-0		0-0-0	
10-8-0		0-0-0	0-0-0		CONFERENCE		2-7-0		0-0-0		8-1-0	
5-4-0		0-0-0	0-0-0		HOME		2-4-0		0-0-0		3-0-0	
5-4-0		0-0-0	0-0-0		AWAY		0-3-0		0-0-0		5-1-0	
0-0-0		0-0-0	0-0-0		NEUTRAL		0-0-0		0-0-0		0-0-0	
RPI S	Opponent	Score	RPI S	Opponent	Score	RPI S	Opponent	Score	RPI S	Opponent	Score	
						60 A	Tennessee	1 9	141 H	Miami (OH)	10 11	
						67 H	Austin Peay	2 10	141 H	Miami (OH)	4 9	
						67 H	Austin Peay	4 9	141 H	Miami (OH)	10 6	
						67 H	Austin Peay	14 3	161 A	Central Ark.	6 14	
						70 H	Jacksonville St.	14 15	182 A	Kennesaw St.	6 5	
						70 H	Jacksonville St.	3 9	182 H	Kennesaw St.	24 9	
						70 H	Jacksonville St.	7 6	230 H	Lipscomb	14 11	
						97 A	Morehead St.	6 11	236 A	SIUE	14 2	
						97 A	Morehead St.	1 6	236 A	SIUE	4 5	
						97 A	Morehead St.	4 5	236 A	SIUE	13 3	
									249 H	Bucknell	2 3	
									249 H	Bucknell	9 3	
									249 H	Bucknell	5 6	
									261 H	Western Ill.	6 5	
									261 H	Western Ill.	13 12	
									261 H	Western Ill.	6 3	
									269 A	Eastern Ill.	8 3	
									269 A	Eastern Ill.	5 3	
									269 A	Eastern Ill.	8 6	
									277 H	UT Martin	10 2	
									277 H	UT Martin	12 3	
									277 H	UT Martin	5 3	
						70 H	Jacksonville St.	14 15	297 A	Alabama A&M	34 6	
						70 H	Jacksonville St.	7 6	67 H	Austin Peay	4 9	
						70 H	Jacksonville St.	3 9	67 H	Austin Peay	14 3	
						297 H	Alabama A&M	11 6				
						269 A	Eastern Ill.	8 6				

Non-Div. I Games:

Tennessee Tech

269 A Eastern Ill.	5	3
269 A Eastern Ill.	8	3

T
e
n
n
e
s
s
e
e
T
e
c
h

T
e
n
n
e
s
s
e
e
T
e
c
h

[illegible]

Non-Div. I Games:

George Washington

180	A	Davidson	7	8
180	A	Davidson	4	7

RPI	S	Opponent	Score	
285	H	George Mason	14	4
285	H	George Mason	9	3
292	H	Delaware St.	8	0

George Washington

G
e
o
r
g
e
W
a
s
h
i
n
g
t
o
n

G
e
o
r
g
e
W
a
s
h
i
n
g
t
o
n

Average RPI Win:		196	WON-LOST RECORD		WINNING PCT. RANK		LAST 15 GAMES		STRENGTH OF SCHEDULE		OPP. STRENGTH OF SCHEDULE		TEAM RPI		ADJ RPI		CONF. RPI		ADJ CONF. RPI	
DIV. I ONLY			15-22-0		.40541 217		6-9-0		119		142		208		.46726 208		15		15	
DIV. I NON-CONF.			8-15-0		.34783 233		0-5-0		150		153		250		.44377 250		15		15	
TOTALS		RPI 1-25		RPI 26-50		W-L RECORDS		RPI 51-100		RPI 101-150		RPI 150+								
15-22-0		0-4-0		2-5-0		OVERALL		0-6-0		4-3-0		9-4-0								
12-15-0		0-1-0		1-4-0		HOME		0-5-0		2-2-0		9-3-0								
3-7-0		0-3-0		1-1-0		AWAY		0-1-0		2-1-0		0-1-0								
0-0-0		0-0-0		0-0-0		NEUTRAL		0-0-0		0-0-0		0-0-0								
8-15-0		0-2-0		1-3-0		NON-CONFERENCE		0-6-0		1-0-0		6-4-0								
7-11-0		0-1-0		0-2-0		HOME		0-5-0		1-0-0		6-3-0								
1-4-0		0-1-0		1-0-		AWAY		0-1-0		0-0-0		0-1-0								
0-0-0		0-0-0		0-0-0		NEUTRAL		0-0-0		0-0-0		0-0-0								
7-7-0		0-2-0		1-2-0		CONFERENCE		0-0-0		3-3-0		3-0-0								
5-4-0		0-0-0		1-2-0		HOME		0-0-0		1-2-0		3-0-0								
2-3-0		0-2-0		0-0-0		AWAY		0-0-0		2-1-0		0-0-0								
0-0-0		0-0-0		0-0-0		NEUTRAL		0-0-0		0-0-0		0-0-0								
RPI	S	Opponent		Score		RPI	S	Opponent		Score		RPI	S	Opponent		Score				
8	H	North Carolina St.		3	23	29	A	East Carolina		8	7	81	A	High Point		16	17			
16	A	North Carolina		6	11	29	H	East Carolina		5	7	81	H	High Point		2	8			
25	A	UNCW		3	12	31	H	Col. of Charleston		9	6	83	H	Wright St.		2	11			
25	A	UNCW		4	10	31	H	Col. of Charleston		2	6	83	H	Wright St.		2	10			
						31	H	Col. of Charleston		6	11	83	H	Wright St.		7	9			
						39	A	UNCG		3	7	83	H	Wright St.		11	13			
						47	H	Wake Forest		3	4									
LAST 15 GAMES																				
						81	A	High Point		16	17	150	A	Northeastern		3	6			
						258	H	Towson		5	2	290	A	N.C. A&T		7	8			
						258	H	Towson		7	6	29	H	East Carolina		5	7			
						258	H	Towson		9	8									
						8	H	North Carolina St.		3	23									

Non-Div. I Games:

Elon

150 A Northeastern	3	2
150 A Northeastern	2	0

E
l
o
n

E
l
o
n

Average RPI Win:		220	WON-LOST RECORD		WINNING PCT. RANK		LAST 15 GAMES		STRENGTH OF SCHEDULE		OPP. STRENGTH OF SCHEDULE		TEAM RPI		ADJ RPI		CONF. RPI		ADJ CONF. RPI	
DIV. I ONLY			11-22-0		.33333 251		6-9-0		139		220		209		.46509 209		27		27	
DIV. I NON-CONF.			8-16-0		.33333 236		3-3-0		135		198		186		.47753 186		26		26	
TOTALS		RPI 1-25		RPI 26-50		W-L RECORDS		RPI 51-100		RPI 101-150		RPI 150+								
11-22-0		0-3-0		0-0-0		OVERALL		0-2-0		0-3-0		11-14-0								
5-5-0		0-0-0		0-0-0		HOME		0-1-0		0-0-0		5-4-0								
5-16-0		0-3-0		0-0-0		AWAY		0-1-0		0-3-0		5-8-0								
1-1-0		0-0-0		0-0-0		NEUTRAL		0-0-0		0-0-0		1-1-0								
8-16-0		0-3-0		0-0-0		NON-CONFERENCE		0-2-0		0-3-0		8-8-0								
3-2-0		0-0-0		0-0-0		HOME		0-1-0		0-0-0		3-1-0								
4-13-0		0-3-0		0-0-		AWAY		0-1-0		0-3-0		4-6-0								
1-1-0		0-0-0		0-0-0		NEUTRAL		0-0-0		0-0-0		1-1-0								
3-6-0		0-0-0		0-0-0		CONFERENCE		0-0-0		0-0-0		3-6-0								
2-3-0		0-0-0		0-0-0		HOME		0-0-0		0-0-0		2-3-0								
1-3-0		0-0-0		0-0-0		AWAY		0-0-0		0-0-0		1-3-0								
0-0-0		0-0-0		0-0-0		NEUTRAL		0-0-0		0-0-0		0-0-0								
RPI	S	Opponent		Score		RPI	S	Opponent		Score		RPI	S	Opponent		Score				
3	A	Miami (FL)		0	10							52	A	Old Dominion		5	6			
3	A	Miami (FL)		4	7							69	H	Hartford		3	8			
3	A	Miami (FL)		4	14									Seton Hall		2	3			
														Seton Hall		0	5			
														Seton Hall		0	2			
														Stony Brook		2	8			
														Monmouth		3	7			
														Monmouth		4	5			
														Monmouth		6	5			
														Delaware		10	2			
														FIU		7	6			
														FIU		2	5			
														FIU		0	6			
														FIU		4	8			
														Marist		2	14			
														Marist		8	2			
														Marist		7	13			
														Virginia Tech		7	12			
														Canisius		4	3			
														Canisius		0	3			
														Canisius		2	4			
														Fordham		3	12			
														Hofstra		4	14			
														Hofstra		5	1			
														Army West Point		3	2			
														NYIT		6	4			
														NYIT		7	6			
														Lehigh		2	0			
														Lehigh		4	6			
LAST 15 GAMES																				
				264	H	NYIT	7	6				194	H	Canisius	0	3				
				185	A	Marist	8	2				194	H	Canisius	2	4				
				185	A	Marist	2	14				159	A	Stony Brook	2	8				
				185	A	Marist	7	13												
				213	A	Hofstra	4	14												

Non-Div. I Games:

Manhattan

Manhattan

253	A	Army West Point	3	2
194	H	Canisius	4	3

Through Games Of April 19, 2016

RPI	S	Opponent	Score	
274	H	Lehigh	10	2

Manhattan

M
a
n
h
a
t
t
a
n

M
a
n
h
a
t
t
a
n

Average RPI Win: 179		WON-LOST	WINNING	LAST 15	STRENGTH OF		OPP. STRENGTH	TEAM	ADJ	CONF.	ADJ CONF.
Average RPI Loss: 99		RECORD	PCT. RANK	GAMES	SCHEDULE		OF SCHEDULE	RPI	RPI	RPI	RPI
DIV. I ONLY		13-24-0	.35135	246	4-11-0		138	66	210	.46456	210
DIV. I NON-CONF.		9-19-0	.32143	243	0-6-0		182	54	243	.44805	242
TOTALS		RPI 1-25	RPI 26-50		W-L RECORDS		RPI 51-100		RPI 101-150		RPI 150+
13-24-0		0-3-0	1-2-0		OVERALL		2-8-0		2-8-0		8-3-0
8-12-0		0-1-0	1-2-0		HOME		1-6-0		0-2-0		6-1-0
4-9-0		0-2-0	0-0-0		AWAY		0-0-0		2-5-0		2-2-0
1-3-0		0-0-0	0-0-0		NEUTRAL		1-2-0		0-1-0		0-0-0
9-19-0		0-3-0	0-0-0		NON-CONFERENCE		1-6-0		2-8-0		6-2-0
6-8-0		0-1-0	0-0-0		HOME		0-4-0		0-2-0		6-1-0
2-8-0		0-2-0	0-0-		AWAY		0-0-0		2-5-0		0-1-0
1-3-0		0-0-0	0-0-0		NEUTRAL		1-2-0		0-1-0		0-0-0
4-5-0		0-0-0	1-2-0		CONFERENCE		1-2-0		0-0-0		2-1-0
2-4-0		0-0-0	1-2-0		HOME		1-2-0		0-0-0		0-0-0
2-1-0		0-0-0	0-0-0		AWAY		0-0-0		0-0-0		2-1-0
0-0-0		0-0-0	0-0-0		NEUTRAL		0-0-0		0-0-0		0-0-0
RPI S	Opponent	Score	RPI S	Opponent	Score	RPI S	Opponent	Score	RPI S	Opponent	Score
6 A	Ole Miss	7 9	29 H	East Carolina	1 8	60 N	Tennessee	13 8	108 A	Middle Tenn.	2 8
6 H	Ole Miss	0 7	29 H	East Carolina	6 5	60 N	Tennessee	2 5	108 N	Middle Tenn.	1 3
17 A	Mississippi St.	1 11	29 H	East Carolina	2 8	60 N	Tennessee	4 8	110 H	Arkansas	4 12
						67 H	Austin Peay	7 9	120 A	Ga. Southern	2 3
						84 H	Missouri St.	4 7	120 A	Ga. Southern	0 5
						84 H	Missouri St.	4 6	120 A	Ga. Southern	6 4
						84 H	Missouri St.	7 8	127 A	Southern Ill.	3 5
						100 H	UCF	2 9	127 A	Southern Ill.	7 4
						100 H	UCF	1 7	127 A	Southern Ill.	5 11
						100 H	UCF	6 1	129 H	Arkansas St.	5 11
									181 A	South Fla.	8 3
									181 A	South Fla.	5 7
									181 A	South Fla.	4 3
									236 H	SIUE	11 5
									236 H	SIUE	4 0
									236 H	SIUE	4 2
									241 A	Murray St.	6 10
									269 H	Eastern Ill.	23 0
									269 H	Eastern Ill.	2 1
									269 H	Eastern Ill.	9 10
									279 H	Ark.-Pine Bluff	6 5
LAST 15 GAMES											
			29 H	East Carolina	6 5		181 A	South Fla.	8 3		
			29 H	East Carolina	2 8		110 H	Arkansas	4 12		
			29 H	East Carolina	1 8		100 H	UCF	1 7		
			17 A	Mississippi St.	1 11						
			67 H	Austin Peay	7 9						

Non-Div. I Games:

Memphis

181 A South Fla.	5	7
181 A South Fla.	4	3

M
e
m
p
h
i
s

M
e
m
p
h
i
s

F
o
r
d
h
a
m

For dham

Fordham

278	H	Iona	19	2
282	A	La Salle	6	2

RPI	S	Opponent	Score	
264	A	NYIT	4	5
278	H	Iona	19	2
282	A	La Salle	9	0
282	A	La Salle	6	2
282	A	La Salle	4	16
293	H	Saint Peter's	0	2

Fordham

F
o
r
d
h
a
m

F
o
r
d
h
a
m

Average RPI Win:	165	WON-LOST RECORD	WINNING PCT. RANK	LAST 15 GAMES	STRENGTH OF SCHEDULE	OPP. STRENGTH OF SCHEDULE	TEAM RPI	ADJ RPI	CONF. RPI	ADJ CONF. RPI	
Average RPI Loss:	136										
DIV. I ONLY	10-21-0	.32258	259	5-10-0	192	146	212	.46304	212	23	23
DIV. I NON-CONF.	6-13-0	.31579	248	1-2-0	86	42	140	.50407	140	21	21
<hr/>											
TOTALS	RPI 1-25	RPI 26-50		W-L RECORDS	RPI 51-100		RPI 101-150		RPI 150+		
10-21-0	0-0-0	0-0-0		OVERALL	4-9-0		0-4-0		6-8-0		
4-2-0	0-0-0	0-0-0		HOME	1-0-0		0-0-0		3-2-0		
6-19-0	0-0-0	0-0-0		AWAY	3-9-0		0-4-0		3-6-0		
0-0-0	0-0-0	0-0-0		NEUTRAL	0-0-0		0-0-0		0-0-0		
<hr/>											
6-13-0	0-0-0	0-0-0		NON-CONFERENCE	4-9-0		0-4-0		2-0-0		
2-0-0	0-0-0	0-0-0		HOME	1-0-0		0-0-0		1-0-0		
4-13-0	0-0-0	0-0-		AWAY	3-9-0		0-4-0		1-0-0		
0-0-0	0-0-0	0-0-0		NEUTRAL	0-0-0		0-0-0		0-0-0		
<hr/>											
4-8-0	0-0-0	0-0-0		CONFERENCE	0-0-0		0-0-0		4-8-0		
2-2-0	0-0-0	0-0-0		HOME	0-0-0		0-0-0		2-2-0		
2-6-0	0-0-0	0-0-0		AWAY	0-0-0		0-0-0		2-6-0		
0-0-0	0-0-0	0-0-0		NEUTRAL	0-0-0		0-0-0		0-0-0		
<hr/>											
RPI S	Opponent	Score	RPI S	Opponent	Score	RPI S	Opponent	Score	RPI S	Opponent	Score
						64 A	Long Beach St.	1 4	115 A	Pepperdine	2 12
						64 A	Long Beach St.	8 6	115 A	Pepperdine	6 15
						64 A	Long Beach St.	2 7	115 A	Pepperdine	1 3
						64 A	Long Beach St.	3 8	115 A	Pepperdine	3 11
						73 A	UConn	3 4	157 H	St. John's (NY)	4 1
						73 A	UConn	0 3	199 A	Cornell	3 4
						73 H	UConn	4 3	199 A	Cornell	4 7
						82 A	Jacksonville	0 2	199 A	Cornell	3 9
						82 A	Jacksonville	5 4	199 A	Cornell	14 4
						82 A	Jacksonville	0 1	220 H	Yale	7 9
						82 A	Jacksonville	9 8	220 H	Yale	5 14
						91 A	San Diego	5 21	223 A	Harvard	4 3
						91 A	San Diego	3 6	223 A	Harvard	3 11
									229 A	Dartmouth	6 7
									229 A	Dartmouth	1 3
									253 A	Army West Point	13 3
									256 H	Brown	10 2
									256 H	Brown	7 3
			LAST 15 GAMES								
			199 A	Cornell	4 7	223 A	Harvard	4 3			
			199 A	Cornell	3 4	157 H	St. John's (NY)	4 1			
			199 A	Cornell	3 9	256 H	Brown	7 3			
			199 A	Cornell	14 4						
			229 A	Dartmouth	1 3						

Non-Div. I Games:

Columbia

229 A Dartmouth	6	7
223 A Harvard	3	11

Average RPI Win: 212		WON-LOST RECORD		WINNING PCT. RANK		LAST 15 GAMES		STRENGTH OF SCHEDULE		OPP. STRENGTH OF SCHEDULE		TEAM RPI		ADJ RPI		CONF. RPI		ADJ CONF. RPI	
DIV. I ONLY		12-24-0		.33333 251		7-8-0		163		230		213		.4627 213		15		15	
DIV. I NON-CONF.		8-17-0		.32 245		3-1-0		177		270		212		.46397 212		15		15	
TOTALS		RPI 1-25		RPI 26-50		W-L RECORDS		RPI 51-100		RPI 101-150		RPI 150+							
12-24-0		0-3-0		3-0-0		OVERALL		0-0-0		0-12-0		9-9-0							
4-5-0		0-0-0		3-0-0		HOME		0-0-0		0-0-0		1-5-0							
8-15-0		0-3-0		0-0-0		AWAY		0-0-0		0-8-0		8-4-0							
0-4-0		0-0-0		0-0-0		NEUTRAL		0-0-0		0-4-0		0-0-0							
8-17-0		0-3-0		0-0-0		NON-CONFERENCE		0-0-0		0-10-0		8-4-0							
1-2-0		0-0-0		0-0-0		HOME		0-0-0		0-0-0		1-2-0							
7-11-0		0-3-0		0-0-		AWAY		0-0-0		0-6-0		7-2-0							
0-4-0		0-0-0		0-0-0		NEUTRAL		0-0-0		0-4-0		0-0-0							
4-7-0		0-0-0		3-0-0		CONFERENCE		0-0-0		0-2-0		1-5-0							
3-3-0		0-0-0		3-0-0		HOME		0-0-0		0-0-0		0-3-0							
1-4-0		0-0-0		0-0-0		AWAY		0-0-0		0-2-0		1-2-0							
0-0-0		0-0-0		0-0-0		NEUTRAL		0-0-0		0-0-0		0-0-0							
RPI S	Opponent	Score		RPI S	Opponent	Score		RPI S	Opponent	Score		RPI S	Opponent	Score					
5 A	Texas A&M	2	5	31 H	Col. of Charleston	3	1					102 A	Ohio St.	1	12				
5 A	Texas A&M	0	5	31 H	Col. of Charleston	8	7					102 A	Ohio St.	2	4				
5 A	Texas A&M	4	15	31 H	Col. of Charleston	4	3					102 A	Ohio St.	1	2				
												106 N	Missouri	2	3				
												106 N	Missouri	4	11				
												106 N	Missouri	2	12				
												106 N	Missouri	0	8				
												131 A	Longwood	5	6				
												131 A	Longwood	0	2				
												131 A	Longwood	3	4				
												145 A	William & Mary	6	14				
												145 A	William & Mary	10	15				
												162 H	Monmouth	4	5				
												164 H	Delaware	4	8				
												164 H	Delaware	4	8				
												164 H	Delaware	3	13				
												203 A	Fairfield	4	5				
												209 A	Manhattan	1	5				
												209 H	Manhattan	14	4				
												211 H	Fordham	6	7				
												253 A	Army West Point	14	8				
LAST 15 GAMES																			
				31 H	Col. of Charleston	8	7	293 A	Saint Peter's	11	4	258 A	Towson	2	4				
				31 H	Col. of Charleston	3	1	258 A	Towson			258 A	Towson	4	15				
				31 H	Col. of Charleston	4	3	258 A	Towson	7	3	264 A	NYIT	3	1				
				209 H	Manhattan	14	4					273 A	Fairleigh Dickinson	4	1				
				164 H	Delaware	4	8					293 A	Saint Peter's	11	4				

164 H Delaware	3	13
164 H Delaware	4	8

RPI	S	Opponent	Score	
299	A	Coppin St.	15	0
299	A	Coppin St.	17	4
299	A	Coppin St.	17	0

Hofstra

H
o
f
s
t
r
a

H
o
f
s
t
r
a

Average RPI Win: 213		WON-LOST	WINNING	LAST 15	STRENGTH OF	OPP. STRENGTH	TEAM	ADJ	CONF.	ADJ CONF.							
Average RPI Loss: 137		RECORD	PCT. RANK	GAMES	SCHEDULE	OF SCHEDULE	RPI	RPI	RPI	RPI							
DIV. I ONLY		16-22-0	.42105	209	6-9-0	154	227	214	.46169	214	31	31					
DIV. I NON-CONF.		7-16-0	.30435	252	0-7-0	93	137	238	.4509	237	32	32					
<hr/>																	
TOTALS		RPI 1-25		RPI 26-50		W-L RECORDS		RPI 51-100		RPI 101-150		RPI 150+					
16-22-0		0-1-0		0-0-0		OVERALL		3-6-0		2-8-0		11-7-0					
14-9-0		0-0-0		0-0-0		HOME		3-4-0		2-1-0		9-4-0					
2-12-0		0-1-0		0-0-0		AWAY		0-2-0		0-6-0		2-3-0					
0-1-0		0-0-0		0-0-0		NEUTRAL		0-0-0		0-1-0		0-0-0					
<hr/>																	
7-16-0		0-1-0		0-0-0		NON-CONFERENCE		3-6-0		0-4-0		4-5-0					
7-7-0		0-0-0		0-0-0		HOME		3-4-0		0-0-0		4-3-0					
0-8-0		0-1-0		0-0-		AWAY		0-2-0		0-3-0		0-2-0					
0-1-0		0-0-0		0-0-0		NEUTRAL		0-0-0		0-1-0		0-0-0					
<hr/>																	
9-6-0		0-0-0		0-0-0		CONFERENCE		0-0-0		2-4-0		7-2-0					
7-2-0		0-0-0		0-0-0		HOME		0-0-0		2-1-0		5-1-0					
2-4-0		0-0-0		0-0-0		AWAY		0-0-0		0-3-0		2-1-0					
0-0-0		0-0-0		0-0-0		NEUTRAL		0-0-0		0-0-0		0-0-0					
<hr/>																	
RPI	S	Opponent		Score		RPI	S	Opponent		Score		RPI	S	Opponent		Score	
3	A	Miami (FL)		4	5												
							</										

Non-Div. I Games:

Bethune-Cookman

289 H Savannah St.	7	6
289 H Savannah St.	3	0

RPI	S	Opponent	Score	
290	H	N.C. A&T	9	7

Bethune-Cookman

B
e
t
h
u
n
e
-
C
o
o
k
m
a
n

B
e
t
h
u
n
e
-
C
o
o
k
m
a
n

Average RPI Win: 160		WON-LOST	WINNING	LAST 15	STRENGTH OF	OPP. STRENGTH	TEAM	ADJ	CONF.	ADJ CONF.								
Average RPI Loss: 147		RECORD	PCT. RANK	GAMES	SCHEDULE	OF SCHEDULE	RPI	RPI	RPI	RPI								
DIV. I ONLY		15-19-0	.44118	189	7-8-0	260	69	215	.46149	215	10	10						
DIV. I NON-CONF.		12-16-0	.42857	189	4-5-0	260	25	216	.46248	216	12	12						
<hr/>																		
TOTALS		RPI 1-25		RPI 26-50		W-L RECORDS		RPI 51-100		RPI 101-150		RPI 150+						
15-19-0		0-0-0		0-0-0		OVERALL		4-3-0		4-9-0		7-7-0						
7-9-0		0-0-0		0-0-0		HOME		2-2-0		2-4-0		3-3-0						
8-10-0		0-0-0		0-0-0		AWAY		2-1-0		2-4-0		4-4-0						
0-0-0		0-0-0		0-0-0		NEUTRAL		0-0-0		0-0-0		0-0-0						
12-16-0		0-0-0		0-0-0		NON-CONFERENCE		4-3-0		3-7-0		5-6-0						
5-8-0		0-0-0		0-0-0		HOME		2-2-0		2-4-0		1-2-0						
7-8-0		0-0-0		0-0-		AWAY		2-1-0		1-3-0		4-4-0						
0-0-0		0-0-0		0-0-0		NEUTRAL		0-0-0		0-0-0		0-0-0						
3-3-0		0-0-0		0-0-0		CONFERENCE		0-0-0		1-2-0		2-1-0						
2-1-0		0-0-0		0-0-0		HOME		0-0-0		0-0-0		2-1-0						
1-2-0		0-0-0		0-0-0		AWAY		0-0-0		1-2-0		0-0-0						
0-0-0		0-0-0		0-0-0		NEUTRAL		0-0-0		0-0-0		0-0-0						
RPI	S	Opponent	Score	RPI	S	Opponent	Score	RPI	S	Opponent	Score	RPI	S	Opponent	Score			
								54	A	Arizona	6	5	109	A	Loyola Marymount	1	2	
								54	A	Arizona	3	4	116	A	UC Irvine	3	1	
								56	H	Washington	4	17	116	A	UC Irvine	1	2	
								56	H	Washington	6	5	116	A	UC Irvine	3	8	
								56	H	Washington	1	2	136	A	Utah	5	3	
								56	H	Washington	8	5	136	A	Utah	8	9	
								91	A	San Diego	5	4	136	A	Utah	0	4	
													148	H	Kansas St.	6	3	
													148	H	Kansas St.	1	8	
													148	H	Kansas St.	0	1	
													148	H	Kansas St.	6	3	
													149	H	UNLV	2	4	
													149	H	UNLV	4	5	
													152	H	New Mexico St.	2	4	
													152	H	New Mexico St.	8	2	
													152	H	New Mexico St.	5	6	
													186	A	San Diego St.	3	2	
													196	A	Portland	6	10	
													196	A	Portland	3	4	
													196	A	Portland	5	8	
													196	A	Portland	4	1	
													263	A	CSU Bakersfield	8	4	
													263	A	CSU Bakersfield	7	3	
													263	A	CSU Bakersfield	2	8	
													270	H	UC Davis	8	5	
													270	H	UC Davis	5	3	
													270	H	UC Davis	12	13	
LAST 15 GAMES				91	A	San Diego	5	4	109	A	Loyola Marymount	1	2	270	H	UC Davis	8	5
				136	A	Utah	5	3	270	H	UC Davis	12	13	270	H	UC Davis	8	5
				136	A	Utah	8	9						270	H	UC Davis	5	3
				136	A	Utah	0	4						270	H	UC Davis	12	13
				116	A	UC Irvine	3	8										

Non-Div. I Games:

UC Riverside

116 A UC Irvine	1	2
116 A UC Irvine	3	1

U
C
R
i
v
e
r
s
i
d
e

U
C
R
i
v
e
r
s
i
d
e

Average RPI Win:		204	WON-LOST RECORD		WINNING PCT. RANK	LAST 15 GAMES	STRENGTH OF SCHEDULE		OPP. STRENGTH OF SCHEDULE	TEAM RPI	ADJ RPI	CONF. RPI	ADJ CONF. RPI
Average RPI Loss:		161											
DIV. I ONLY			17-20-0		.45946 177	7-8-0	225		239	216	.46098 216	21	21
DIV. I NON-CONF.			10-12-0		.45455 174	1-5-0	232		273	215	.46273 215	23	23
TOTALS		RPI 1-25	RPI 26-50		W-L RECORDS		RPI 51-100		RPI 101-150		RPI 150+		
17-20-0		1-2-0	0-0-0		OVERALL		3-4-0		1-4-0		12-10-0		
8-10-0		0-0-0	0-0-0		HOME		2-4-0		1-2-0		5-4-0		
6-10-0		1-2-0	0-0-0		AWAY		0-0-0		0-2-0		5-6-0		
3-0-0		0-0-0	0-0-0		NEUTRAL		1-0-0		0-0-0		2-0-0		
10-12-0		1-2-0	0-0-0		NON-CONFERENCE		1-0-0		1-4-0		7-6-0		
4-5-0		0-0-0	0-0-0		HOME		0-0-0		1-2-0		3-3-0		
3-7-0		1-2-0	0-0-		AWAY		0-0-0		0-2-0		2-3-0		
3-0-0		0-0-0	0-0-0		NEUTRAL		1-0-0		0-0-0		2-0-0		
7-8-0		0-0-0	0-0-0		CONFERENCE		2-4-0		0-0-0		5-4-0		
4-5-0		0-0-0	0-0-0		HOME		2-4-0		0-0-0		2-1-0		
3-3-0		0-0-0	0-0-0		AWAY		0-0-0		0-0-0		3-3-0		
0-0-0		0-0-0	0-0-0		NEUTRAL		0-0-0		0-0-0		0-0-0		
RPI S	Opponent	Score	RPI S	Opponent	Score	RPI S	Opponent	Score	RPI S	Opponent	Score		
2 A	Louisville	2 14				55 H	Southeast Mo. St.	1 4	101 A	Marshall	0 6		
17 A	Mississippi St.	16 12				55 H	Southeast Mo. St.	3 7	101 A	Marshall	4 5		
25 A	UNCW	7 10				55 H	Southeast Mo. St.	1 2	123 H	Evansville	6 5		
						80 N	VCU	12 2	123 H	Evansville	0 4		
						97 H	Morehead St.	2 16	123 H	Evansville	2 10		
						97 H	Morehead St.	19 3	200 N	South Dakota St.	10 1		
						97 H	Morehead St.	8 6	200 N	South Dakota St.	6 4		
									222 A	Belmont	2 1		
									222 A	Belmont	5 6		
									222 A	Belmont	5 6		
									230 A	Lipscomb	2 3		
									230 A	Lipscomb	13 7		
									230 A	Lipscomb	2 4		
									236 H	SIUE	12 1		
									236 H	SIUE	3 7		
									236 H	SIUE	8 4		
									237 A	Dayton	2 5		
									242 H	Ohio	4 10		
									277 A	UT Martin	6 20		
									277 A	UT Martin	16 1		
									277 A	UT Martin	5 4		
									294 H	UMES	14 3		
									294 H	UMES	20 2		
									294 H	UMES	4 5		
									294 H	UMES	17 1		
									297 A	Alabama A&M	11 6		
									297 H	Alabama A&M	1 3		
			LAST 15 GAMES										
			101 A	Marshall	0 6	277 A	UT Martin	6 20					
			236 H	SIUE	12 1	242 H	Ohio	4 10					
			236 H	SIUE	3 7	97 H	Morehead St.	2 16					
			236 H	SIUE	8 4								
			297 H	Alabama A&M	1 3								

Non-Div. I Games:

Eastern Ky.

277 A UT Martin	16	1
277 A UT Martin	5	4

E
a
s
t
e
r
n
K
y
.

E
a
s
t
e
r
n
K
y
.

Average RPI Win:	243	WON-LOST	WINNING	LAST 15	STRENGTH OF	OPP. STRENGTH	TEAM	ADJ	CONF.	ADJ CONF.	
Average RPI Loss:	198	RECORD	PCT. RANK	GAMES	SCHEDULE	OF SCHEDULE	RPI	RPI	RPI	RPI	
DIV. I ONLY	17-13-1	.56452	105	8-7-0	295	241	218	.45976	217	26	26
DIV. I NON-CONF.	13-8-1	.61364	79	4-3-0	299	243	227	.45832	226	27	27
TOTALS	RPI 1-25	RPI 26-50	W-L RECORDS	RPI 51-100	RPI 101-150	RPI 150+					
17-13-1	0-0-0	0-0-0	OVERALL	0-3-0	0-0-0	17-10-1					
5-2-1	0-0-0	0-0-0	HOME	0-0-0	0-0-0	5-2-1					
6-10-0	0-0-0	0-0-0	AWAY	0-3-0	0-0-0	6-7-0					
6-1-0	0-0-0	0-0-0	NEUTRAL	0-0-0	0-0-0	6-1-0					
13-8-1	0-0-0	0-0-0	NON-CONFERENCE	0-0-0	0-0-0	13-8-1					
3-1-1	0-0-0	0-0-0	HOME	0-0-0	0-0-0	3-1-1					
4-6-0	0-0-0	0-0-	AWAY	0-0-0	0-0-0	4-6-0					
6-1-0	0-0-0	0-0-0	NEUTRAL	0-0-0	0-0-0	6-1-0					
4-5-0	0-0-0	0-0-0	CONFERENCE	0-3-0	0-0-0	4-2-0					
2-1-0	0-0-0	0-0-0	HOME	0-0-0	0-0-0	2-1-0					
2-4-0	0-0-0	0-0-0	AWAY	0-3-0	0-0-0	2-1-0					
0-0-0	0-0-0	0-0-0	NEUTRAL	0-0-0	0-0-0	0-0-0					
RPI S	Opponent	Score	RPI S	Opponent	Score	RPI S	Opponent	Score	RPI S	Opponent	Score
						80 A	VCU	5 6	166 N	North Dakota St.	2 0
						80 A	VCU	1 4	166 N	North Dakota St.	6 1
						80 A	VCU	2 3	191 A	Niagara	8 3
									191 A	Niagara	3 5
									191 H	Niagara	1 1
									191 H	Niagara	3 4
									201 A	James Madison	5 7
									201 A	James Madison	1 4
									225 N	Central Conn. St.	6 2
									225 N	Central Conn. St.	0 3
									225 N	Central Conn. St.	8 1
									237 A	Dayton	6 3
									237 A	Dayton	12 13
									237 A	Dayton	4 3
									243 H	Buffalo	2 1
									243 H	Buffalo	9 2
									249 H	Bucknell	6 4
									262 A	Villanova	2 5
									262 A	Villanova	3 7
									268 N	Maine	4 3
									268 N	Maine	9 2
									272 H	Massachusetts	7 3
									272 H	Massachusetts	5 3
									272 H	Massachusetts	2 3
									289 A	Savannah St.	7 4
									289 A	Savannah St.	9 2
									289 A	Savannah St.	1 7

Non-Div. I Games:

St. Bonaventure

272	H	Massachusetts	7	3
272	H	Massachusetts	5	3

RPI	S	Opponent	Score	
289	A	Savannah St.	10	1

St. Bonaventure

S
t
.
B
o
n
a
v
e
n
t
u
r
e

S
t
.
B
o
n
a
v
e
n
t
u
r
e

Average RPI Win:	202	WON-LOST RECORD	WINNING PCT. RANK	LAST 15 GAMES	STRENGTH OF SCHEDULE	OPP. STRENGTH OF SCHEDULE	TEAM RPI	ADJ RPI	CONF. RPI	ADJ CONF. RPI
DIV. I ONLY		13-24-0	.35135 246	3-12-0	142	125	219	.45934 218	14	14
DIV. I NON-CONF.		10-18-0	.35714 229	1-6-0	196	99	247	.44507 247	16	16
TOTALS	RPI 1-25	RPI 26-50	W-L RECORDS	RPI 51-100	RPI 101-150	RPI 150+				
13-24-0	0-4-0	1-5-0	OVERALL	0-0-0	0-4-0	12-11-0				
10-10-0	0-3-0	1-4-0	HOME	0-0-0	0-0-0	9-3-0				
3-14-0	0-1-0	0-1-0	AWAY	0-0-0	0-4-0	3-8-0				
0-0-0	0-0-0	0-0-0	NEUTRAL	0-0-0	0-0-0	0-0-0				
10-18-0	0-4-0	0-3-0	NON-CONFERENCE	0-0-0	0-1-0	10-10-0				
9-8-0	0-3-0	0-2-0	HOME	0-0-0	0-0-0	9-3-0				
1-10-0	0-1-0	0-0-	AWAY	0-0-0	0-1-0	1-7-0				
0-0-0	0-0-0	0-0-0	NEUTRAL	0-0-0	0-0-0	0-0-0				
3-6-0	0-0-0	1-2-0	CONFERENCE	0-0-0	0-3-0	2-1-0				
1-2-0	0-0-0	1-2-0	HOME	0-0-0	0-0-0	0-0-0				
2-4-0	0-0-0	0-0-0	AWAY	0-0-0	0-3-0	2-1-0				
0-0-0	0-0-0	0-0-0	NEUTRAL	0-0-0	0-0-0	0-0-0				
RPI S Opponent Score	RPI S Opponent Score	RPI S Opponent Score	RPI S Opponent Score	RPI S Opponent Score	RPI S Opponent Score	RPI S Opponent Score				
4 H South Carolina 3 6	31 A Col. of Charleston 0 1	120 A Ga. Southern 2 10	11 H Clemson 1 12	31 H Col. of Charleston 1 5	135 A Wofford 8 10	135 A Wofford 9 10	135 A Wofford 5 10	171 A Stetson 5 11	171 A Stetson 0 7	171 A Stetson 1 3
11 H Clemson 4 5	31 H Col. of Charleston 9 12	177 H Presbyterian 7 2	15 A Coastal Caro. 3 4	39 H UNCG 4 7	177 H Presbyterian 6 7	177 H Presbyterian 2 1	189 H Virginia Tech 0 12	189 H Virginia Tech 5 4	189 H Virginia Tech 4 2	195 H Richmond 6 2
	39 H UNCG 1 14	208 A Elon 3 8		39 H UNCG 7 5	208 A Elon 13 8	208 A Elon 3 5	224 A VMI 3 8	224 A VMI 4 2	224 A VMI 10 2	232 A USC Upstate 1 14
		232 A USC Upstate 1 7			232 H USC Upstate 1 7	245 A Charleston So. 1 18	245 A Charleston So. 1 18	245 H Charleston So. 4 3	254 H Siena 3 2	254 H Siena 6 4
		254 H Siena 14 2			171 A Stetson 5 11	171 A Stetson 0 7	254 H Siena 14 2			
					135 A Wofford 8 10	135 A Wofford 9 10				
					135 A Wofford 5 10	39 H UNCG 4 7				
					120 A Ga. Southern 2 10					

Non-Div. I Games:

The Citadel

39 H UNCG	7	5
39 H UNCG	1	14

T
h
e
C
i
t
a
d
e
l

T
h
e
C
i
t
a
d
e
l

Average RPI Win: 202		WON-LOST	WINNING	LAST 15	STRENGTH OF		OPP. STRENGTH	TEAM	ADJ	CONF.	ADJ CONF.
Average RPI Loss: 106		RECORD	PCT. RANK	GAMES	SCHEDULE		OF SCHEDULE	RPI	RPI	RPI	RPI
DIV. I ONLY		16-22-0	.42105	209	6-9-0		195	147	220	.45892	219
DIV. I NON-CONF.		9-9-0	.5	147	1-2-0		172	226	194	.47431	193
TOTALS		RPI 1-25	RPI 26-50		W-L RECORDS		RPI 51-100		RPI 101-150		RPI 150+
16-22-0		0-5-0	1-3-0		OVERALL		2-5-0		0-0-0		13-9-0
11-10-0		0-2-0	0-0-0		HOME		1-4-0		0-0-0		10-4-0
4-10-0		0-3-0	0-3-0		AWAY		1-1-0		0-0-0		3-3-0
1-2-0		0-0-0	1-0-0		NEUTRAL		0-0-0		0-0-0		0-2-0
9-9-0		0-5-0	1-1-0		NON-CONFERENCE		1-0-0		0-0-0		7-3-0
8-3-0		0-2-0	0-0-0		HOME		1-0-0		0-0-0		7-1-0
0-4-0		0-3-0	0-0-		AWAY		0-0-0		0-0-0		0-0-0
1-2-0		0-0-0	1-0-0		NEUTRAL		0-0-0		0-0-0		0-2-0
7-13-0		0-0-0	0-2-0		CONFERENCE		1-5-0		0-0-0		6-6-0
3-7-0		0-0-0	0-0-0		HOME		0-4-0		0-0-0		3-3-0
4-6-0		0-0-0	0-2-0		AWAY		1-1-0		0-0-0		3-3-0
0-0-0		0-0-0	0-0-0		NEUTRAL		0-0-0		0-0-0		0-0-0
RPI S	Opponent	Score	RPI S	Opponent	Score	RPI S	Opponent	Score	RPI S	Opponent	Score
12 A	La.-Lafayette	3 4	26 N	South Ala.	5 4	51 H	Tulane	2 1	160 N	UMass Lowell	6 9
12 H	La.-Lafayette	4 5	45 A	Alabama	1 13	61 A	Southeastern La.	6 5	160 N	UMass Lowell	2 11
14 H	LSU	4 9	50 A	Lamar	10 14	61 A	Southeastern La.	2 15	161 H	Central Ark.	6 5
17 A	Mississippi St.	0 5	50 A	Lamar	2 7	61 H	Southeastern La.	8 14	161 H	Central Ark.	8 2
17 A	Mississippi St.	0 8				85 H	Sam Houston St.	8 12	161 H	Central Ark.	2 7
						85 H	Sam Houston St.	2 4	165 H	Sacred Heart	5 0
						85 H	Sam Houston St.	1 3	165 H	Sacred Heart	5 7
									165 H	Sacred Heart	8 7
									183 H	Abilene Christian	3 5
									183 H	Abilene Christian	4 5
									183 H	Abilene Christian	4 2
									228 A	A&M-Corpus Christi	0 8
									228 A	A&M-Corpus Christi	4 1
									228 A	A&M-Corpus Christi	4 5
									267 A	Incarnate Word	8 4
									267 A	Incarnate Word	5 7
									267 A	Incarnate Word	8 3
									296 H	Southern U.	9 8
									300 H	Mississippi Val.	13 3
									300 H	Mississippi Val.	18 2
									300 H	Mississippi Val.	15 1
									300 H	Mississippi Val.	6 1
LAST 15 GAMES											
12 A	La.-Lafayette	3 4	50 A	Lamar	10 14						
161 H	Central Ark.	2 7	50 A	Lamar	2 7						
161 H	Central Ark.	6 5	61 A	Southeastern La.	2 15						
161 H	Central Ark.	8 2									
267 A	Incarnate Word	8 3									

Non-Div. I Games:

Nicholls St.

267 A Incarnate Word	5	7
267 A Incarnate Word	8	4

N
i
c
h
o
l
l
i
s
s
t
.

N
i
c
h
o
l
l
i
s
s
t
.

Average RPI Win: 195		WON-LOST RECORD	WINNING PCT. RANK	LAST 15 GAMES	STRENGTH OF SCHEDULE	OPP. STRENGTH OF SCHEDULE	TEAM RPI	ADJ RPI	CONF. RPI	ADJ CONF. RPI							
Average RPI Loss: 165																	
DIV. I ONLY		12-22-1	.35714	240	8-7-0	149	271	221	.45883	220	23	23					
DIV. I NON-CONF.		5-17-1	.23913	272	1-2-0	76	284	230	.45512	230	21	21					
<hr/>																	
TOTALS		RPI 1-25		RPI 26-50		W-L RECORDS		RPI 51-100		RPI 101-150		RPI 150+					
12-22-1		0-3-0		0-0-0		OVERALL		2-2-0		0-0-0		10-17-1					
7-7-0		0-0-0		0-0-0		HOME		2-0-0		0-0-0		5-7-0					
5-15-1		0-3-0		0-0-0		AWAY		0-2-0		0-0-0		5-10-1					
0-0-0		0-0-0		0-0-0		NEUTRAL		0-0-0		0-0-0		0-0-0					
5-17-1		0-3-0		0-0-0		NON-CONFERENCE		0-2-0		0-0-0		5-12-1					
2-4-0		0-0-0		0-0-0		HOME		0-0-0		0-0-0		2-4-0					
3-13-1		0-3-0		0-0-		AWAY		0-2-0		0-0-0		3-8-1					
0-0-0		0-0-0		0-0-0		NEUTRAL		0-0-0		0-0-0		0-0-0					
7-5-0		0-0-0		0-0-0		CONFERENCE		2-0-0		0-0-0		5-5-0					
5-3-0		0-0-0		0-0-0		HOME		2-0-0		0-0-0		3-3-0					
2-2-0		0-0-0		0-0-0		AWAY		0-0-0		0-0-0		2-2-0					
0-0-0		0-0-0		0-0-0		NEUTRAL		0-0-0		0-0-0		0-0-0					
RPI	S	Opponent		Score		RPI	S	Opponent		Score		RPI	S	Opponent		Score	
5	A	Texas A&M		5	12					158	A	Georgetown		4	5		
5	A	Texas A&M		2	10					73	A	UConn		2	8		
5	A	Texas A&M		0	13					79	H	Princeton		6	1		
										79	H	Princeton		6	3		

Non-Div. I Games:

Yale

199 H Cornell	9	8
199 H Cornell	4	2

RPI	S	Opponent	Score	
249	A	Bucknell	0	5

Yale

Y
a
l
e

Y
a
l
e

Average RPI Win:	192	WON-LOST RECORD	WINNING PCT. RANK	LAST 15 GAMES		STRENGTH OF SCHEDULE	OPP. STRENGTH OF SCHEDULE	TEAM RPI	ADJ RPI	CONF. RPI	ADJ CONF. RPI
DIV. I ONLY		15-18-0	.45455 183	5-10-0		207	139	217	.45853 221	9	9
DIV. I NON-CONF.		10-8-0	.55556 117	2-1-0		255	281	240	.44803 243	10	10
TOTALS	RPI 1-25		RPI 26-50	W-L RECORDS		RPI 51-100		RPI 101-150		RPI 150+	
15-18-0	1-5-0		0-1-0	OVERALL		2-1-0		5-8-0		7-3-0	
12-9-0	1-2-0		0-0-0	HOME		1-1-0		3-3-0		7-3-0	
3-9-0	0-3-0		0-1-0	AWAY		1-0-0		2-5-0		0-0-0	
0-0-0	0-0-0		0-0-0	NEUTRAL		0-0-0		0-0-0		0-0-0	
10-8-0	1-2-0		0-1-0	NON-CONFERENCE		2-1-0		0-1-0		7-3-0	
9-6-0	1-2-0		0-0-0	HOME		1-1-0		0-0-0		7-3-0	
1-2-0	0-0-0		0-0-	AWAY		1-0-0		0-1-0		0-0-0	
0-0-0	0-0-0		0-0-0	NEUTRAL		0-0-0		0-0-0		0-0-0	
5-10-0	0-3-0		0-0-0	CONFERENCE		0-0-0		5-7-0		0-0-0	
3-3-0	0-0-0		0-0-0	HOME		0-0-0		3-3-0		0-0-0	
2-7-0	0-3-0		0-0-0	AWAY		0-0-0		2-4-0		0-0-0	
0-0-0	0-0-0		0-0-0	NEUTRAL		0-0-0		0-0-0		0-0-0	
RPI S Opponent Score		RPI S Opponent Score		RPI S Opponent Score		RPI S Opponent Score		RPI S Opponent Score			
12 A La.-Lafayette 3 7		30 A Georgia Tech 6 11		80 H VCU 6 8		113 A Auburn 4 7		118 A La.-Monroe 0 14			
12 A La.-Lafayette 2 4				98 A Mercer 10 6		118 A La.-Monroe 3 5		118 A La.-Monroe 7 3			
12 A La.-Lafayette 1 4				98 H Mercer 4 3		121 A Little Rock 2 15		121 A Little Rock 7 9			
19 H Minnesota 4 3						121 A Little Rock 7 5		126 H UT Arlington 16 18			
19 H Minnesota 0 3						126 H UT Arlington 5 9		126 H UT Arlington 8 7			
19 H Minnesota 6 11						129 H Arkansas St. 5 4		129 H Arkansas St. 1 11			
						129 H Arkansas St. 14 6		255 H Purdue 3 5			
						266 H Western Mich. 3 2		284 H Jackson St. 12 13			
						284 H Jackson St. 11 5		289 H Savannah St. 6 10			
						289 H Savannah St. 4 1		299 H Coppin St. 22 4			
						299 H Coppin St. 17 0		299 H Coppin St. 13 0			
						299 H Coppin St. 12 0					
				LAST 15 GAMES							
				118 A La.-Monroe 3 5		126 H UT Arlington 8 7					
				118 A La.-Monroe 0 14		126 H UT Arlington 16 18					
				118 A La.-Monroe 7 3		126 H UT Arlington 5 9					
				121 A Little Rock 7 9							
				121 A Little Rock 2 15							

Non-Div. I Games: Fairmont St.

8	5	Fairmont St.	1	2
---	---	--------------	---	---

Georgia St.

121	A	Little Rock	7	5
113	A	Auburn	4	7

G
e
o
r
g
i
a
S
t
.

G
e
o
r
g
i
a
S
t
.

Average RPI Win: 222		WON-LOST RECORD		WINNING PCT. RANK		LAST 15 GAMES		STRENGTH OF SCHEDULE		OPP. STRENGTH OF SCHEDULE		TEAM RPI		ADJ RPI		CONF. RPI		ADJ CONF. RPI					
DIV. I ONLY		20-16-0		.55556 111		7-8-0		276		133		222		.45818 222		21		21					
DIV. I NON-CONF.		11-10-0		.52381 134		1-3-0		280		172		255		.44019 255		23		23					
TOTALS		RPI 1-25		RPI 26-50		W-L RECORDS		RPI 51-100		RPI 101-150		RPI 150+											
20-16-0		0-1-0		0-0-0		OVERALL		2-6-0		1-4-0		17-5-0											
15-10-0		0-0-0		0-0-0		HOME		1-3-0		0-3-0		14-4-0											
5-5-0		0-0-0		0-0-0		AWAY		1-3-0		1-1-0		3-1-0											
0-1-0		0-1-0		0-0-0		NEUTRAL		0-0-0		0-0-0		0-0-0											
11-10-0		0-1-0		0-0-0		NON-CONFERENCE		0-2-0		1-4-0		10-3-0											
9-7-0		0-0-0		0-0-0		HOME		0-1-0		0-3-0		9-3-0											
2-2-0		0-0-0		0-0-		AWAY		0-1-0		1-1-0		1-0-0											
0-1-0		0-1-0		0-0-0		NEUTRAL		0-0-0		0-0-0		0-0-0											
9-6-0		0-0-0		0-0-0		CONFERENCE		2-4-0		0-0-0		7-2-0											
6-3-0		0-0-0		0-0-0		HOME		1-2-0		0-0-0		5-1-0											
3-3-0		0-0-0		0-0-0		AWAY		1-2-0		0-0-0		2-1-0											
0-0-0		0-0-0		0-0-0		NEUTRAL		0-0-0		0-0-0		0-0-0											
RPI	S	Opponent		Score		RPI	S	Opponent		Score		RPI	S	Opponent		Score							
13	N	Vanderbilt		2	8							67	H	Austin Peay		3	6	108	A	Middle Tenn.		9	4
						67	H	Austin Peay		5	6	123	H	Evansville		7	13						
						67	H	Austin Peay		15	0	127	A	Southern Ill.		1	11						
						76	A	Western Ky.		2	3	127	H	Southern Ill.		4	8						
						76	H	Western Ky.		4	10	141	H	Miami (OH)		14	16						
						97	A	Morehead St.		11	12	216	H	Eastern Ky.		6	5						
						97	A	Morehead St.		20	8	216	H	Eastern Ky.		6	5						
						97	A	Morehead St.		0	9	216	H	Eastern Ky.		1	2						
												230	A	Lipscomb		5	3						
												230	H	Lipscomb		23	6						
												233	H	Northern Ill.		15	13						
												233	H	Northern Ill.		1	4						
												233	H	Northern Ill.		5	4						
												236	A	SIUE		12	0						
												236	A	SIUE		6	5						
												236	A	SIUE		8	9						
												239	H	Youngstown St.		3	7						
												239	H	Youngstown St.		4	3						
												239	H	Youngstown St.		12	6						
												251	H	Illinois St.		13	10						
												251	H	Illinois St.		5	23						
												251	H	Illinois St.		7	5						
												253	H	Army West Point		20	7						
												266	H	Western Mich.		3	1						
												277	H	UT Martin		23	7						
												277	H	UT Martin		10	8						
												277	H	UT Martin		7	3						
						LAST 15 GAMES																	
						76	A	Western Ky.		2	3	236	A	SIUE		8	9	253	H	Army West Point		20	7
						67	H	Austin Peay		3	6	127	A	Southern Ill.		1	11	266	H	Western Mich.		3	1
						67	H	Austin Peay		5	6	277	H	UT Martin		7	3	277	H	UT Martin		23	7
						67	H	Austin Peay		15	0							277	H	UT Martin		10	8
						230	A	Lipscomb		5	3							277	H	UT Martin		7	3

Non-Div. I Games:

Belmont

236 A SIUE	12	0
236 A SIUE	6	5

B
e
l
m
o
n
t

B
e
l
m
o
n
t

Average RPI Win: 221		WON-LOST RECORD	WINNING PCT. RANK		LAST 15 GAMES		STRENGTH OF SCHEDULE		OPP. STRENGTH OF SCHEDULE		TEAM RPI	ADJ RPI	CONF. RPI	ADJ CONF. RPI			
Average RPI Loss: 159																	
DIV. I ONLY		12-19-0	.3871	228	5-10-0		216		213		223	.45803	223	23	23		
DIV. I NON-CONF.		7-12-0	.36842	222	0-3-0		173		211		209	.46818	209	21	21		
TOTALS		RPI 1-25		RPI 26-50		W-L RECORDS		RPI 51-100		RPI 101-150		RPI 150+					
12-19-0		0-3-0		1-0-0		OVERALL		0-3-0		0-1-0		11-12-0					
3-4-0		0-0-0		0-0-0		HOME		0-1-0		0-0-0		3-3-0					
5-11-0		0-3-0		1-0-0		AWAY		0-2-0		0-1-0		4-5-0					
4-4-0		0-0-0		0-0-0		NEUTRAL		0-0-0		0-0-0		4-4-0					
7-12-0		0-3-0		1-0-0		NON-CONFERENCE		0-1-0		0-1-0		6-7-0					
1-2-0		0-0-0		0-0-0		HOME		0-1-0		0-0-0		1-1-0					
2-6-0		0-3-0		1-0-		AWAY		0-0-0		0-1-0		1-2-0					
4-4-0		0-0-0		0-0-0		NEUTRAL		0-0-0		0-0-0		4-4-0					
5-7-0		0-0-0		0-0-0		CONFERENCE		0-2-0		0-0-0		5-5-0					
2-2-0		0-0-0		0-0-0		HOME		0-0-0		0-0-0		2-2-0					
3-5-0		0-0-0		0-0-0		AWAY		0-2-0		0-0-0		3-3-0					
0-0-0		0-0-0		0-0-0		NEUTRAL		0-0-0		0-0-0		0-0-0					
RPI	S	Opponent		Score		RPI	S	Opponent		Score		RPI	S	Opponent		Score	
1	A	Florida		5	16	47	A	Wake Forest		6	3	78	H	Boston College		9	11
1	A	Florida		2	9							79	A	Princeton		5	14
1	A	Florida		1	3							79	A	Princeton		1	4
												150	A	Northeastern		2	3
												195	N	Richmond		2	9
												199	A	Cornell		4	6
												199	A	Cornell		1	5
												203	A	Fairfield		7	1
												203	A	Fairfield		6	8
												204	H	Albany (NY)		3	2
												204	H	Albany (NY)		0	3
												205	A	Holy Cross		4	11
												212	H	Columbia		11	3
												212	H	Columbia		3	4
												220	A	Yale		5	2
												220	A	Yale		9	1
												220	A	Yale		2	3
												220	A	Yale		6	3
												235	H	Penn		3	2
												235	H	Penn		5	6
												253	N	Army West Point		5	3
												253	N	Army West Point		4	6
												253	N	Army West Point		12	13
												258	N	Towson		5	6
												272	N	Massachusetts		9	5
												272	N	Massachusetts		5	1
												293	N	Saint Peter's		7	1
LAST 15 GAMES																	
						220	A	Yale		9	1	212	H	Columbia		11	3
						220	A	Yale		5	2	212	H	Columbia		3	4
						220	A	Yale		2	3	150	A	Northeastern		2	3
						220	A	Yale		6	3						
						78	H	Boston College		9	11						

Non-Div. I Games:

Harvard

235 H Penn	3	2
235 H Penn	5	6

H
a
r
v
a
r
d

H
a
r
v
a
r
d

Non-Div. I Games:

VMI

89 H Western Caro.	11	14
89 H Western Caro.	7	21

V
M
I

V
M
I

Average RPI Win:	217	WON-LOST	WINNING	LAST 15	STRENGTH OF	OPP. STRENGTH	TEAM	ADJ	CONF.	ADJ CONF.					
Average RPI Loss:	160	RECORD	PCT. RANK	GAMES	SCHEDULE	OF SCHEDULE	RPI	RPI	RPI	RPI					
DIV. I ONLY		15-20-0	.42857	204	8-7-0	198	282	225	.45784	225	28	28			
DIV. I NON-CONF.		8-11-0	.42105	197	1-2-0	152	291	191	.47469	191	28	28			
<hr/>															
TOTALS	RPI 1-25	RPI 26-50		W-L RECORDS		RPI 51-100		RPI 101-150		RPI 150+					
15-20-0	0-0-0	0-4-0		OVERALL		1-1-0		1-4-0		13-11-0					
5-9-0	0-0-0	0-4-0		HOME		0-1-0		0-0-0		5-4-0					
8-8-0	0-0-0	0-0-0		AWAY		1-0-0		0-3-0		7-5-0					
2-3-0	0-0-0	0-0-0		NEUTRAL		0-0-0		1-1-0		1-2-0					
8-11-0	0-0-0	0-0-0		NON-CONFERENCE		1-1-0		1-4-0		6-6-0					
2-4-0	0-0-0	0-0-0		HOME		0-1-0		0-0-0		2-3-0					
4-4-0	0-0-0	0-0-		AWAY		1-0-0		0-3-0		3-1-0					
2-3-0	0-0-0	0-0-0		NEUTRAL		0-0-0		1-1-0		1-2-0					
7-9-0	0-0-0	0-4-0		CONFERENCE		0-0-0		0-0-0		7-5-0					
3-5-0	0-0-0	0-4-0		HOME		0-0-0		0-0-0		3-1-0					
4-4-0	0-0-0	0-0-0		AWAY		0-0-0		0-0-0		4-4-0					
0-0-0	0-0-0	0-0-0		NEUTRAL		0-0-0		0-0-0		0-0-0					
RPI	S	Opponent	Score	RPI	S	Opponent	Score	RPI	S	Opponent	Score				
				38	H	Bryant	0 7	69	H	Hartford	9 11	123	N	Evansville	0 5
				38	H	Bryant	4 5	73	A	UConn	8 4	123	N	Evansville	9 5
				38	H	Bryant	1 8					133	A	Liberty	1 5
				38	H	Bryant	1 6					133	A	Liberty	5 7
												137	A	Rhode Island	1 5
												165	A	Sacred Heart	4 5
												165	A	Sacred Heart	4 7
												165	A	Sacred Heart	11 4
												165	A	Sacred Heart	2 3
												174	A	Navy	3 2
												174	A	Navy	9 2
												174	A	Navy	8 1
												204	H	Albany (NY)	1 6
												217	N	St. Bonaventure	2 6
												217	N	St. Bonaventure	3 0
												217	N	St. Bonaventure	1 8
												227	H	Quinnipiac	5 9
												244	A	Wagner	8 2
												244	A	Wagner	2 0
												244	A	Wagner	2 16
												244	A	Wagner	5 4
				LAST 15 GAMES								254	H	Siena	6 5
				254	H	Siena	6 5	298	H	Mt. St. Mary's	6 0	272	A	Massachusetts	5 6
				165	A	Sacred Heart	4 7	298	H	Mt. St. Mary's	2 0	278	H	Iona	5 4
				165	A	Sacred Heart	4 5	298	H	Mt. St. Mary's	19 4	278	H	Iona	3 6
				165	A	Sacred Heart	2 3					298	H	Mt. St. Mary's	6 0
				165	A	Sacred Heart	11 4					298	H	Mt. St. Mary's	2 0

Non-Div. I Games:

Central Conn. St.

272	A	Massachusetts	5	6
298	H	Mt. St. Mary's	4	6

RPI	S	Opponent	Score	
298	H	Mt. St. Mary's	19	4
298	H	Mt. St. Mary's	4	6

Central Conn. St.

C
e
n
t
r
a
l
C
o
n
n
.
S
t
.

C
e
n
t
r
a
l
C
o
n
n
.
S
t
.

Average RPI Win: 149		WON-LOST	WINNING	LAST 15	STRENGTH OF		OPP. STRENGTH	TEAM	ADJ	CONF.	ADJ CONF.
Average RPI Loss: 139		RECORD	PCT. RANK	GAMES	SCHEDULE		OF SCHEDULE	RPI	RPI	RPI	RPI
DIV. I ONLY		6-21-0	.22222	289	3-12-0		104	205	226	.45769	226
DIV. I NON-CONF.		3-12-0	.2	280	0-3-0		159	52	234	.45183	234
TOTALS		RPI 1-25	RPI 26-50		W-L RECORDS		RPI 51-100		RPI 101-150		RPI 150+
6-21-0	0-0-0	0-6-0		OVERALL		0-0-0		3-6-0		3-9-0	
1-2-0	0-0-0	0-0-0		HOME		0-0-0		1-2-0		0-0-0	
4-18-0	0-0-0	0-6-0		AWAY		0-0-0		2-4-0		2-8-0	
1-1-0	0-0-0	0-0-0		NEUTRAL		0-0-0		0-0-0		1-1-0	
3-12-0	0-0-0	0-6-0		NON-CONFERENCE		0-0-0		2-1-0		1-5-0	
0-0-0	0-0-0	0-0-0		HOME		0-0-0		0-0-0		0-0-0	
2-11-0	0-0-0	0-0-		AWAY		0-0-0		2-1-0		0-4-0	
1-1-0	0-0-0	0-0-0		NEUTRAL		0-0-0		0-0-0		1-1-0	
3-9-0	0-0-0	0-0-0		CONFERENCE		0-0-0		1-5-0		2-4-0	
1-2-0	0-0-0	0-0-0		HOME		0-0-0		1-2-0		0-0-0	
2-7-0	0-0-0	0-0-0		AWAY		0-0-0		0-3-0		2-4-0	
0-0-0	0-0-0	0-0-0		NEUTRAL		0-0-0		0-0-0		0-0-0	
RPI S	Opponent	Score	RPI S	Opponent	Score	RPI S	Opponent	Score	RPI S	Opponent	Score
			41 A	Creighton	1 7		103 A	Southern California	1 0		
			41 A	Creighton	0 5		103 A	Southern California	5 4		
			41 A	Creighton	1 7		103 A	Southern California	6 7		
			45 A	Alabama	1 7		107 H	Seattle	15 2		
			45 A	Alabama	1 2		107 H	Seattle	6 12		
			45 A	Alabama	2 5		107 H	Seattle	5 7		
							147 A	Sacramento St.	2 3		
							147 A	Sacramento St.	0 1		
							147 A	Sacramento St.	3 4		
							153 A	Utah Valley	13 7		
							153 A	Utah Valley	4 3		
							153 A	Utah Valley	9 10		
							166 A	North Dakota St.	4 15		
							178 A	Wichita St.	3 16		
							190 A	Kansas	0 7		
							200 A	South Dakota St.	3 5		
							255 N	Purdue	0 5		
							257 A	UTRGV	2 12		
							257 A	UTRGV	1 2		
							257 A	UTRGV	4 8		
							275 N	Saint Louis	7 2		
LAST 15 GAMES											
			257 A	UTRGV	4 8		200 A	South Dakota St.	3 5		
			257 A	UTRGV	2 12		153 A	Utah Valley	4 3		
			257 A	UTRGV	1 2		153 A	Utah Valley	9 10		
			166 A	North Dakota St.	4 15						
			107 H	Seattle	15 2						

Non-Div. I Games:

North Dakota

107 H Seattle	6	12
107 H Seattle	5	7

N
o
r
t
h
D
a
k
o
t
a

N
o
r
t
h
D
a
k
o
t
a

Quinnipiac

Quinnipiac

69	A	Hartford	7	5
254	A	Siena	7	8

Q
u
i
n
n
i
p
i
a
c

Q
u
i
n
n
i
p
i
a
c

Average RPI Win: 207		WON-LOST	WINNING	LAST 15	STRENGTH OF		OPP. STRENGTH	TEAM	ADJ		CONF.	ADJ CONF.
Average RPI Loss: 123		RECORD	PCT. RANK	GAMES	SCHEDULE		OF SCHEDULE	RPI	RPI		RPI	RPI
DIV. I ONLY		11-22-0	.33333	251	3-11-0		170	135	227		.45645	228
DIV. I NON-CONF.		6-10-0	.375	217	1-1-0		212	173	222		.45889	224
TOTALS		RPI 1-25	RPI 26-50		W-L RECORDS		RPI 51-100		RPI 101-150		RPI 150+	
11-22-0		0-1-0	0-4-0		OVERALL		0-4-0		3-6-0		8-7-0	
5-9-0		0-0-0	0-4-0		HOME		0-1-0		0-1-0		5-3-0	
6-13-0		0-1-0	0-0-0		AWAY		0-3-0		3-5-0		3-4-0	
0-0-0		0-0-0	0-0-0		NEUTRAL		0-0-0		0-0-0		0-0-0	
6-10-0		0-1-0	0-1-0		NON-CONFERENCE		0-1-0		2-4-0		4-3-0	
2-5-0		0-0-0	0-1-0		HOME		0-1-0		0-1-0		2-2-0	
4-5-0		0-1-0	0-0-		AWAY		0-0-0		2-3-0		2-1-0	
0-0-0		0-0-0	0-0-0		NEUTRAL		0-0-0		0-0-0		0-0-0	
5-12-0		0-0-0	0-3-0		CONFERENCE		0-3-0		1-2-0		4-4-0	
3-4-0		0-0-0	0-3-0		HOME		0-0-0		0-0-0		3-1-0	
2-8-0		0-0-0	0-0-0		AWAY		0-3-0		1-2-0		1-3-0	
0-0-0		0-0-0	0-0-0		NEUTRAL		0-0-0		0-0-0		0-0-0	
RPI S	Opponent	Score	RPI S	Opponent	Score	RPI S	Opponent	Score	RPI S	Opponent	Score	
5 A	Texas A&M	3 13	49 H	Michigan St.	3 9	61 A	Southeastern La.	1 3	122 H	UTSA	3 6	
			50 H	Lamar	12 15	61 A	Southeastern La.	0 5	125 A	SFA	11 9	
			50 H	Lamar	0 1	61 A	Southeastern La.	0 4	125 A	SFA	2 3	
			50 H	Lamar	1 5	100 H	UCF	3 4	125 A	SFA	6 7	
									126 A	UT Arlington	4 10	
									126 A	UT Arlington	1 7	
									126 A	UT Arlington	8 6	
									126 A	UT Arlington	2 6	
									130 A	Texas	5 0	
									163 A	Texas St.	1 4	
									163 H	Texas St.	0 11	
									178 H	Houston Baptist	5 4	
									183 A	Abilene Christian	11 4	
									183 A	Abilene Christian	0 4	
									183 A	Abilene Christian	0 4	
									219 H	Nicholls St.	1 4	
									219 H	Nicholls St.	8 0	
									219 H	Nicholls St.	5 4	
									257 A	UTRGV	6 3	
									257 A	UTRGV	9 2	
									267 A	Incarnate Word	4 5	
									291 H	Chicago St.	8 6	
									291 H	Chicago St.	1 7	
									291 H	Chicago St.	6 2	
LAST 15 GAMES			183 A	Abilene Christian	0 4	163 A	Texas St.	1 4				
			183 A	Abilene Christian	0 4	130 A	Texas	5 0				
			183 A	Abilene Christian	11 4	125 A	SFA	6 7				
			267 A	Incarnate Word	4 5							
			50 H	Lamar	12 15							

Non-Div. I Games: Houston-Victoria 15 5 Houston-Victoria 5 9

A&M-Corpus Christi

50 H Lamar	1	5
50 H Lamar	0	1

A
&
M
-
C
o
r
p
u
s
C
h
r
i
s
t
i

A
&
M
-
C
o
r
p
u
s
C
h
r
i
s
t
i

Average RPI Win: 229		WON-LOST RECORD		WINNING PCT. RANK		LAST 15 GAMES		STRENGTH OF SCHEDULE		OPP. STRENGTH OF SCHEDULE		TEAM RPI		ADJ RPI		CONF. RPI		ADJ CONF. RPI	
DIV. I ONLY		11-20-0		.35484 241		7-8-0		193		184		229		.45637 229		23		23	
DIV. I NON-CONF.		6-15-0		.28571 256		2-3-0		142		136		219		.46028 219		21		21	
TOTALS		RPI 1-25		RPI 26-50		W-L RECORDS		RPI 51-100		RPI 101-150		RPI 150+							
11-20-0		0-3-0		0-0-0		OVERALL		0-6-0		0-1-0		11-10-0							
4-3-0		0-0-0		0-0-0		HOME		0-0-0		0-0-0		4-3-0							
4-11-0		0-3-0		0-0-0		AWAY		0-4-0		0-0-0		4-4-0							
3-6-0		0-0-0		0-0-0		NEUTRAL		0-2-0		0-1-0		3-3-0							
6-15-0		0-3-0		0-0-0		NON-CONFERENCE		0-4-0		0-1-0		6-7-0							
1-2-0		0-0-0		0-0-0		HOME		0-0-0		0-0-0		1-2-0							
2-7-0		0-3-0		0-0-		AWAY		0-2-0		0-0-0		2-2-0							
3-6-0		0-0-0		0-0-0		NEUTRAL		0-2-0		0-1-0		3-3-0							
5-5-0		0-0-0		0-0-0		CONFERENCE		0-2-0		0-0-0		5-3-0							
3-1-0		0-0-0		0-0-0		HOME		0-0-0		0-0-0		3-1-0							
2-4-0		0-0-0		0-0-0		AWAY		0-2-0		0-0-0		2-2-0							
0-0-0		0-0-0		0-0-0		NEUTRAL		0-0-0		0-0-0		0-0-0							
RPI	S	Opponent	Score		RPI	S	Opponent	Score		RPI	S	Opponent	Score		RPI	S	Opponent	Score	
1	A	Florida	0	7						72	A	North Florida	3	17	134	N	Bradley	2	7
1	A	Florida	6	8						72	A	North Florida	6	8	160	H	UMass Lowell	6	11
1	A	Florida	3	4						79	A	Princeton	8	9	171	A	Stetson	2	1
										79	A	Princeton	1	2	181	A	South Fla.	0	4
										92	N	Indiana St.	0	3	181	A	South Fla.	1	0
										93	N	Iowa	1	4	181	A	South Fla.	0	4
															205	H	Holy Cross	2	1
															212	H	Columbia	3	1
															212	H	Columbia	7	6
															227	H	Quinnipiac	4	5
															235	H	Penn	1	11
															235	H	Penn	2	1
															249	N	Bucknell	6	4
															256	A	Brown	15	0
															256	A	Brown	4	3
															256	A	Brown	2	4
															256	A	Brown	0	2
															262	N	Villanova	1	14
															268	N	Maine	4	2
															274	N	Lehigh	4	5
															274	N	Lehigh	7	15
															274	N	Lehigh	5	4
LAST 15 GAMES																			
256	A	Brown	0	2	235	H	Penn	1	11										
256	A	Brown	15	0	235	H	Penn	2	1										
256	A	Brown	4	3	205	H	Holy Cross	2	1										
256	A	Brown	2	4															
160	H	UMass Lowell	6	11															

Non-Div. I Games:

Dartmouth

212 H Columbia	7	6
212 H Columbia	3	1

D
a
r
t
m
o
u
t
h

D
a
r
t
m
o
u
t
h

Average RPI Win:		233	WON-LOST RECORD		WINNING PCT. RANK		LAST 15 GAMES		STRENGTH OF SCHEDULE		OPP. STRENGTH OF SCHEDULE		TEAM RPI		ADJ RPI		CONF. RPI		ADJ CONF. RPI	
DIV. I ONLY			19-18-0		.51351 143		6-9-0		252		208		230		.45624 230		18		18	
DIV. I NON-CONF.			16-15-0		.51613 146		3-6-0		270		218		232		.45384 232		17		17	
TOTALS		RPI 1-25		RPI 26-50		W-L RECORDS		RPI 51-100		RPI 101-150		RPI 150+								
19-18-0		0-1-0		0-3-0		OVERALL		1-7-0		2-1-0		16-6-0								
19-6-0		0-0-0		0-0-0		HOME		1-2-0		2-0-0		16-4-0								
0-12-0		0-1-0		0-3-0		AWAY		0-5-0		0-1-0		0-2-0								
0-0-0		0-0-0		0-0-0		NEUTRAL		0-0-0		0-0-0		0-0-0								
16-15-0		0-1-0		0-3-0		NON-CONFERENCE		0-5-0		2-1-0		14-5-0								
16-3-0		0-0-0		0-0-0		HOME		0-0-0		2-0-0		14-3-0								
0-12-0		0-1-0		0-0-		AWAY		0-5-0		0-1-0		0-2-0								
0-0-0		0-0-0		0-0-0		NEUTRAL		0-0-0		0-0-0		0-0-0								
3-3-0		0-0-0		0-0-0		CONFERENCE		1-2-0		0-0-0		2-1-0								
3-3-0		0-0-0		0-0-0		HOME		1-2-0		0-0-0		2-1-0								
0-0-0		0-0-0		0-0-0		AWAY		0-0-0		0-0-0		0-0-0								
0-0-0		0-0-0		0-0-0		NEUTRAL		0-0-0		0-0-0		0-0-0								
RPI	S	Opponent		Score		RPI	S	Opponent		Score		RPI	S	Opponent		Score				
13	A	Vanderbilt		3 4		37	A	Georgia		0 1		58	A	Dallas Baptist		1 9				
						37	A	Georgia		8 9		58	A	Dallas Baptist		5 6				
						37	A	Georgia		2 8		58	A	Dallas Baptist		3 10				
												67	A	Austin Peay		8 11				
												76	A	Western Ky.		0 6				
												82	H	Jacksonville		5 7				
												82	H	Jacksonville		9 1				
												82	H	Jacksonville		0 2				

Non-Div. I Games:

Lipscomb

232 H USC Upstate	5	4
232 H USC Upstate	7	6

L
i
p
s
c
o
m
b

L
i
p
s
c
o
m
b

Average RPI Win: 169		WON-LOST	WINNING	LAST 15	STRENGTH OF		OPP. STRENGTH	TEAM	ADJ	CONF.	ADJ CONF.			
Average RPI Loss: 135		RECORD	PCT. RANK	GAMES	SCHEDULE		OF SCHEDULE	RPI	RPI	RPI	RPI			
DIV. I ONLY		8-28-1	.22973	287	5-10-0		130	200	231	.45317	231	25	25	
DIV. I NON-CONF.		5-22-1	.19643	285	2-4-0		103	115	220	.45995	220	24	24	
TOTALS		RPI 1-25	RPI 26-50		W-L RECORDS		RPI 51-100		RPI 101-150		RPI 150+			
8-28-1		0-1-0	0-5-0		OVERALL		2-4-0		1-5-1		5-13-0			
1-4-0		0-0-0	0-0-0		HOME		0-1-0		0-0-0		1-3-0			
7-21-0		0-1-0	0-4-0		AWAY		2-3-0		1-4-0		4-9-0			
0-3-1		0-0-0	0-1-0		NEUTRAL		0-0-0		0-1-1		0-1-0			
5-22-1		0-1-0	0-5-0		NON-CONFERENCE		2-4-0		0-3-1		3-9-0			
0-2-0		0-0-0	0-0-0		HOME		0-1-0		0-0-0		0-1-0			
5-17-0		0-1-0	0-0-		AWAY		2-3-0		0-2-0		3-7-0			
0-3-1		0-0-0	0-1-0		NEUTRAL		0-0-0		0-1-1		0-1-0			
3-6-0		0-0-0	0-0-0		CONFERENCE		0-0-0		1-2-0		2-4-0			
1-2-0		0-0-0	0-0-0		HOME		0-0-0		0-0-0		1-2-0			
2-4-0		0-0-0	0-0-0		AWAY		0-0-0		1-2-0		1-2-0			
0-0-0		0-0-0	0-0-0		NEUTRAL		0-0-0		0-0-0		0-0-0			
RPI	S	Opponent	Score		RPI	S	Opponent	Score		RPI	S	Opponent	Score	
9	A	Florida St.	2	3	33	A	Notre Dame	3	10	82	A	Jacksonville	1	2
					43	N	Pittsburgh	2	7	82	A	Jacksonville	6	1
					46	A	Duke	1	6	82	A	Jacksonville	1	5
					46	A	Duke	1	2	83	A	Wright St.	1	8
					46	A	Duke	2	3	83	A	Wright St.	9	3
										83	H	Wright St.	5	11

Non-Div. I Games:

Toledo

104 A Kent St.	1	2
104 A Kent St.	0	3

T
o
l
e
d
o

T
o
l
e
d
o

Average RPI Win:	209	WON-LOST	WINNING	LAST 15	STRENGTH OF	OPP. STRENGTH	TEAM	ADJ	CONF.	ADJ CONF.		
Average RPI Loss:	157	RECORD	PCT. RANK	GAMES	SCHEDULE	OF SCHEDULE	RPI	RPI	RPI	RPI		
DIV. I ONLY		17-20-0	.45946	177	7-8-0	247	167	232	.45304	232	18	18
DIV. I NON-CONF.		16-13-0	.55172	123	6-1-0	241	132	189	.47615	189	17	17
<hr/>												
TOTALS	RPI 1-25	RPI 26-50		W-L RECORDS		RPI 51-100		RPI 101-150		RPI 150+		
17-20-0	0-4-0	0-0-0		OVERALL		0-0-0		3-2-0		14-14-0		
12-11-0	0-1-0	0-0-0		HOME		0-0-0		2-1-0		10-9-0		
5-9-0	0-3-0	0-0-0		AWAY		0-0-0		1-1-0		4-5-0		
0-0-0	0-0-0	0-0-0		NEUTRAL		0-0-0		0-0-0		0-0-0		
16-13-0	0-4-0	0-0-0		NON-CONFERENCE		0-0-0		3-2-0		13-7-0		
12-8-0	0-1-0	0-0-0		HOME		0-0-0		2-1-0		10-6-0		
4-5-0	0-3-0	0-0-		AWAY		0-0-0		1-1-0		3-1-0		
0-0-0	0-0-0	0-0-0		NEUTRAL		0-0-0		0-0-0		0-0-0		
1-7-0	0-0-0	0-0-0		CONFERENCE		0-0-0		0-0-0		1-7-0		
0-3-0	0-0-0	0-0-0		HOME		0-0-0		0-0-0		0-3-0		
1-4-0	0-0-0	0-0-0		AWAY		0-0-0		0-0-0		1-4-0		
0-0-0	0-0-0	0-0-0		NEUTRAL		0-0-0		0-0-0		0-0-0		
<hr/>												
RPI S	Opponent	Score	RPI S	Opponent	Score	RPI S	Opponent	Score	RPI S	Opponent	Score	
4 H	South Carolina	6 12							123 H	Evansville	2 5	
20 A	Kentucky	1 3							135 A	Wofford	3 6	
20 A	Kentucky	3 5							135 H	Wofford	2 0	
20 A	Kentucky	0 3							140 A	Gardner-Webb	3 0	
									140 H	Gardner-Webb	7 4	
									159 H	Stony Brook	8 6	
									162 H	Monmouth	7 1	
									172 A	Furman	11 3	
									172 H	Furman	8 2	
									173 H	Xavier	2 3	
									173 H	Xavier	1 6	
									173 H	Xavier	7 8	
									177 H	Presbyterian	5 6	
									182 H	Kennesaw St.	6 8	
									182 H	Kennesaw St.	5 6	
									182 H	Kennesaw St.	9 14	
									192 H	Radford	5 7	
									192 H	Radford	2 13	
									218 A	The Citadel	7 1	
									218 H	The Citadel	14 1	
									230 A	Lipscomb	6 7	
									230 A	Lipscomb	7 6	
									230 A	Lipscomb	4 5	
									234 H	Rider	10 3	
									237 H	Dayton	6 4	
									240 H	Lafayette	8 4	
									240 H	Lafayette	8 7	
<hr/>												
			LAST 15 GAMES									
			172 H	Furman	8 2	230 A	Lipscomb	7 6				
			182 H	Kennesaw St.	9 14	177 H	Presbyterian	5 6	234 H	Rider	10 3	
			182 H	Kennesaw St.	6 8	283 H	UNC Asheville	9 3	237 H	Dayton	6 4	
			182 H	Kennesaw St.	5 6				240 H	Lafayette	8 4	
			140 H	Gardner-Webb	7 4				240 H	Lafayette	8 7	

Non-Div. I Games:

USC Upstate

230	A	Lipscomb	4	5
230	A	Lipscomb	6	7

RPI	S	Opponent	Score	
245	A	Charleston So.	1	3
247	A	NJIT	6	8
247	A	NJIT	2	4
283	A	UNC Asheville	9	3
283	H	UNC Asheville	9	3
285	H	George Mason	5	4

USC Upstate

U
S
C
U
P
S
t
a
t
e

U
S
C
U
P
S
t
a
t
e

Average RPI Win:		213	WON-LOST		WINNING		LAST 15		STRENGTH OF		OPP. STRENGTH		TEAM		ADJ		CONF.		ADJ CONF.				
Average RPI Loss:		144	RECORD		PCT. RANK		GAMES		SCHEDULE		OF SCHEDULE		RPI		RPI		RPI		RPI				
DIV. I ONLY			12-24-0		.33333		251		7-8-0		204		221		233		.45256		233				
DIV. I NON-CONF.			5-19-0		.20833		279		1-3-0		124		215		233		.45203		233				
TOTALS		RPI 1-25		RPI 26-50		W-L RECORDS		RPI 51-100		RPI 101-150		RPI 150+											
12-24-0		0-2-0		0-0-0		OVERALL		1-7-0		2-7-0		9-8-0											
3-4-0		0-0-0		0-0-0		HOME		0-0-0		1-3-0		2-1-0											
8-15-0		0-2-0		0-0-0		AWAY		0-2-0		1-4-0		7-7-0											
1-5-0		0-0-0		0-0-0		NEUTRAL		1-5-0		0-0-0		0-0-0											
5-19-0		0-2-0		0-0-0		NON-CONFERENCE		1-7-0		1-5-0		3-5-0											
0-1-0		0-0-0		0-0-0		HOME		0-0-0		0-1-0		0-0-0											
4-13-0		0-2-0		0-0-		AWAY		0-2-0		1-4-0		3-5-0											
1-5-0		0-0-0		0-0-0		NEUTRAL		1-5-0		0-0-0		0-0-0											
7-5-0		0-0-0		0-0-0		CONFERENCE		0-0-0		1-2-0		6-3-0											
3-3-0		0-0-0		0-0-0		HOME		0-0-0		1-2-0		2-1-0											
4-2-0		0-0-0		0-0-0		AWAY		0-0-0		0-0-0		4-2-0											
0-0-0		0-0-0		0-0-0		NEUTRAL		0-0-0		0-0-0		0-0-0											
RPI	S	Opponent		Score		RPI	S	Opponent		Score		RPI	S	Opponent		Score							
13	A	Vanderbilt		2	9							67	A	Austin Peay		1	14	123	A	Evansville		10	11
19	A	Minnesota		10	12							78	N	Boston College		0	5	123	A	Evansville		6	8
												78	N	Boston College		1	2	123	A	Evansville		2	5
												78	N	Boston College		1	5	127	A	Southern Ill.		2	5
												78	N	Boston College		0	17	127	A	Southern Ill.		1	0
												93	A	Iowa		3	12	141	H	Miami (OH)		6	1
												95	N	Illinois		3	5	141	H	Miami (OH)		0	2
												95	N	Illinois		9	3	141	H	Miami (OH)		0	7
																		142	H	Milwaukee		6	7
																		188	A	Ill.-Chicago		5	2
																		222	A	Belmont		13	15
																		222	A	Belmont		4	1
																		222	A	Belmont		4	5
																		241	A	Murray St.		12	10
																		241	A	Murray St.		16	29
																		241	A	Murray St.		4	17
																		241	A	Murray St.		12	15
																		242	A	Ohio		3	1
																		242	A	Ohio		2	4
																		242	A	Ohio		2	0
																		265	H	Central Mich.		3	2
																		265	H	Central Mich.		9	6
																		265	H	Central Mich.		6	7
																		266	A	Western Mich.		5	2
																		266	A	Western Mich.		17	3
																		266	A	Western Mich.		12	15
																		142	H	Milwaukee		6	7
																		19	A	Minnesota		10	12
																		141	H	Miami (OH)		0	2
																		266	A	Western Mich.		17	3
																		266	A	Western Mich.		12	15
																		188	A	Ill.-Chicago		5	2

Non-Div. I Games:

Northern Ill.

265 H Central Mich.	3	2
265 H Central Mich.	6	7

N
o
r
t
h
e
r
n
I
l
l
.

N
o
r
t
h
e
r
n
I
l
l
.

Average RPI Win:	204	WON-LOST	WINNING	LAST 15	STRENGTH OF	OPP. STRENGTH	TEAM	ADJ	CONF.	ADJ CONF.	
Average RPI Loss:	175	RECORD	PCT. RANK	GAMES	SCHEDULE	OF SCHEDULE	RPI	RPI	RPI	RPI	
DIV. I ONLY	11-22-0	.33333	251	8-7-0	176	268	234	.45203	234	27	27
DIV. I NON-CONF.	8-16-0	.33333	236	5-2-0	185	261	231	.45511	231	26	26
<hr/>											
TOTALS	RPI 1-25	RPI 26-50		W-L RECORDS		RPI 51-100		RPI 101-150		RPI 150+	
11-22-0	0-0-0	0-0-0		OVERALL		1-3-0		0-5-0		10-14-0	
6-3-0	0-0-0	0-0-0		HOME		1-0-0		0-0-0		5-3-0	
5-17-0	0-0-0	0-0-0		AWAY		0-3-0		0-5-0		5-9-0	
0-2-0	0-0-0	0-0-0		NEUTRAL		0-0-0		0-0-0		0-2-0	
<hr/>											
8-16-0	0-0-0	0-0-0		NON-CONFERENCE		1-3-0		0-5-0		7-8-0	
5-1-0	0-0-0	0-0-0		HOME		1-0-0		0-0-0		4-1-0	
3-13-0	0-0-0	0-0-		AWAY		0-3-0		0-5-0		3-5-0	
0-2-0	0-0-0	0-0-0		NEUTRAL		0-0-0		0-0-0		0-2-0	
<hr/>											
3-6-0	0-0-0	0-0-0		CONFERENCE		0-0-0		0-0-0		3-6-0	
1-2-0	0-0-0	0-0-0		HOME		0-0-0		0-0-0		1-2-0	
2-4-0	0-0-0	0-0-0		AWAY		0-0-0		0-0-0		2-4-0	
0-0-0	0-0-0	0-0-0		NEUTRAL		0-0-0		0-0-0		0-0-0	
<hr/>											
RPI	S	Opponent	Score	RPI	S	Opponent	Score	RPI	S	Opponent	Score
				63 H Rutgers 3 2				135 A Wofford 4 12			
				81 A High Point 2 4				140 A Gardner-Webb 2 6			
				81 A High Point 4 6				140 A Gardner-Webb 2 3			
				81 A High Point 2 10				140 A Gardner-Webb 2 8			
								140 A Gardner-Webb 1 6			
								162 A Monmouth 3 5			
								162 A Monmouth 4 8			
								162 A Monmouth 0 6			
								165 H Sacred Heart 4 1			
								165 H Sacred Heart 4 2			
								165 H Sacred Heart 4 7			
								184 A Campbell 11 8			
								184 A Campbell 3 12			
								194 H Canisius 0 1			
								194 H Canisius 5 15			
								194 H Canisius 5 3			
								203 A Fairfield 6 3			
								203 A Fairfield 7 6			
								203 A Fairfield 1 13			
								224 A VMI 2 5			
								224 A VMI 2 1			
								224 A VMI 1 4			
								232 A USC Upstate 3 10			
								240 N Lafayette 3 6			
				274 A Lehigh 8 9							
				274 H Lehigh 10 9							
				282 H La Salle 5 2							
<hr/>											
				LAST 15 GAMES							
				194 H Canisius 5 15				274 H Lehigh 10 9			
				194 H Canisius 0 1				203 A Fairfield 1 13			
				194 H Canisius 5 3				203 A Fairfield 7 6			
				274 A Lehigh 8 9				274 H Lehigh 10 9			
				165 H Sacred Heart 4 7				282 H La Salle 5 2			

Non-Div. I Games:

Rider

165	H	Sacred Heart	4	2
165	H	Sacred Heart	4	1

RPI	S	Opponent	Score	
283	N	UNC Asheville	4	19
292	A	Delaware St.	11	7

Rider

R
i
d
e
r

R
i
d
e
r

Average RPI Win: 205		WON-LOST	WINNING	LAST 15	STRENGTH OF		OPP. STRENGTH	TEAM	ADJ	CONF.	ADJ CONF.		
Average RPI Loss: 177		RECORD	PCT. RANK	GAMES	SCHEDULE		OF SCHEDULE	RPI	RPI	RPI	RPI		
DIV. I ONLY		15-18-0	.45455	183	8-7-0		275	195	235	.45186	235	23	23
DIV. I NON-CONF.		9-12-0	.42857	189	2-1-0		274	216	253	.44202	253	21	21
TOTALS		RPI 1-25	RPI 26-50		W-L RECORDS		RPI 51-100		RPI 101-150		RPI 150+		
15-18-0	0-0-0	0-0-0		OVERALL		2-5-0		2-1-0		11-12-0			
7-4-0	0-0-0	0-0-0		HOME		0-0-0		2-1-0		5-3-0			
7-10-0	0-0-0	0-0-0		AWAY		2-5-0		0-0-0		5-5-0			
1-4-0	0-0-0	0-0-0		NEUTRAL		0-0-0		0-0-0		1-4-0			
9-12-0	0-0-0	0-0-0		NON-CONFERENCE		1-2-0		2-1-0		6-9-0			
4-3-0	0-0-0	0-0-0		HOME		0-0-0		2-1-0		2-2-0			
4-5-0	0-0-0	0-0-		AWAY		1-2-0		0-0-0		3-3-0			
1-4-0	0-0-0	0-0-0		NEUTRAL		0-0-0		0-0-0		1-4-0			
6-6-0	0-0-0	0-0-0		CONFERENCE		1-3-0		0-0-0		5-3-0			
3-1-0	0-0-0	0-0-0		HOME		0-0-0		0-0-0		3-1-0			
3-5-0	0-0-0	0-0-0		AWAY		1-3-0		0-0-0		2-2-0			
0-0-0	0-0-0	0-0-0		NEUTRAL		0-0-0		0-0-0		0-0-0			
RPI	S	Opponent	Score	RPI	S	Opponent	Score	RPI	S	Opponent	Score		
						72 A	North Florida	3	2	146 H	Binghamton	6	2
						72 A	North Florida	3	5	146 H	Binghamton	1	0
						72 A	North Florida	5	17	146 H	Binghamton	0	7
						79 A	Princeton	1	5	158 N	Georgetown	1	9
						79 A	Princeton	1	3	158 N	Georgetown	6	11
						79 A	Princeton	5	2	158 N	Georgetown	2	4
						79 A	Princeton	2	7	205 N	Holy Cross	3	5
										205 N	Holy Cross	4	3
										220 H	Yale	3	2
										220 H	Yale	19	3
										223 A	Harvard	6	5
										223 A	Harvard	2	3
										229 A	Dartmouth	11	1
										229 A	Dartmouth	1	2
										240 A	Lafayette	12	2
										240 A	Lafayette	4	5
										240 A	Lafayette	6	5
										240 H	Lafayette	1	3
										240 H	Lafayette	7	5
										256 H	Brown	3	1
										256 H	Brown	5	8
										262 A	Villanova	1	6
										262 H	Villanova	4	9
										264 A	NYIT	5	6
										274 A	Lehigh	11	4
										282 H	La Salle	7	3
LAST 15 GAMES													
				282 H		La Salle	7	3	223 A		Harvard	2	3
				79 A		Princeton	5	2	229 A		Dartmouth	11	1
				79 A		Princeton	1	5	229 A		Dartmouth	1	2
				79 A		Princeton	1	3					
				79 A		Princeton	2	7					

Non-Div. I Games:

Penn

264	A	NYIT	5	6
223	A	Harvard	6	5

P
e
n
n

P
e
n
n

Average RPI Win: 223		WON-LOST RECORD	WINNING PCT. RANK		LAST 15 GAMES	STRENGTH OF SCHEDULE	OPP. STRENGTH OF SCHEDULE	TEAM RPI	ADJ RPI	CONF. RPI	ADJ CONF. RPI						
Average RPI Loss: 135																	
DIV. I ONLY		7-26-0	.21212	292	4-11-0	52	263	236	.45116	236	21	21					
DIV. I NON-CONF.		3-12-0	.2	280	1-3-0	52	186	228	.45804	227	23	23					
<hr/>																	
TOTALS		RPI 1-25		RPI 26-50		W-L RECORDS		RPI 51-100		RPI 101-150		RPI 150+					
7-26-0		0-3-0		0-0-0		OVERALL		0-9-0		1-2-0		6-12-0					
4-8-0		0-0-0		0-0-0		HOME		0-3-0		1-0-0		3-5-0					
3-18-0		0-3-0		0-0-0		AWAY		0-6-0		0-2-0		3-7-0					
0-0-0		0-0-0		0-0-0		NEUTRAL		0-0-0		0-0-0		0-0-0					
3-12-0		0-3-0		0-0-0		NON-CONFERENCE		0-3-0		1-2-0		2-4-0					
2-1-0		0-0-0		0-0-0		HOME		0-0-0		1-0-0		1-1-0					
1-11-0		0-3-0		0-0-		AWAY		0-3-0		0-2-0		1-3-0					
0-0-0		0-0-0		0-0-0		NEUTRAL		0-0-0		0-0-0		0-0-0					
4-14-0		0-0-0		0-0-0		CONFERENCE		0-6-0		0-0-0		4-8-0					
2-7-0		0-0-0		0-0-0		HOME		0-3-0		0-0-0		2-4-0					
2-7-0		0-0-0		0-0-0		AWAY		0-3-0		0-0-0		2-4-0					
0-0-0		0-0-0		0-0-0		NEUTRAL		0-0-0		0-0-0		0-0-0					
RPI	S	Opponent		Score		RPI	S	Opponent		Score		RPI	S	Opponent		Score	
2	A	Louisville		4	21							106	A	Missouri		6	9
2	A	Louisville		1	10							123	A	Evansville		2	13
2	A	Louisville		0	12							123	H	Evansville		11	10
												206	H	Tennessee Tech		3	13
												206	H	Tennessee Tech		5	4
												206	H	Tennessee Tech		2	14
												210	A	Memphis		5	11
												210	A	Memphis		0	4
												210	A	Memphis		2	4
												216	A	Eastern Ky.		1	12
												216	A	Eastern Ky.		7	3
												216	A	Eastern Ky.		4	8
												222	H	Belmont		5	6
												222	H	Belmont		0	12
												222	H	Belmont		9	8
												241	A	Murray St.		0	4
												241	A	Murray St.		4	6
												241	A	Murray St.		9	8
												251	H	Illinois St.		3	9
												275	A	Saint Louis		6	1
												275	H	Saint Louis		9	8
<hr/>																	
LAST 15 GAMES																	
251	H	Illinois St.		3	9	222	H	Belmont		9	8						
216	A	Eastern Ky.		1	12	106	A	Missouri		6	9						
216	A	Eastern Ky.		7	3	55	A	Southeast Mo. St.		11	20						
216	A	Eastern Ky.		4	8												
275	A	Saint Louis		6	1												

Non-Div. I Games:

SIUE

222 H Belmont	0	12
222 H Belmont	5	6

S
I
U
E

S
I
U
E

242	H	Ohio	3	4
285	A	George Mason	9	6

RPI	S	Opponent	Score	
285	A	George Mason	2	8
285	A	George Mason	9	2

Dayton

D
a
y
t
o
n

D
a
y
t
o
n

Average RPI Win: 292		WON-LOST RECORD		WINNING PCT. RANK		LAST 15 GAMES		STRENGTH OF SCHEDULE		OPP. STRENGTH OF SCHEDULE		TEAM RPI		ADJ RPI		CONF. RPI		ADJ CONF. RPI	
DIV. I ONLY		13-17-0		.43333 198		7-4-0		265		276		237		.44825 238		32		32	
DIV. I NON-CONF.		0-12-0		0 296		0-2-0		15		1		257		.43635 261		31		31	
TOTALS		RPI 1-25		RPI 26-50		W-L RECORDS		RPI 51-100		RPI 101-150		RPI 150+							
13-17-0		0-4-0		0-4-0		OVERALL		0-2-0		0-2-0		13-5-0							
5-4-0		0-0-0		0-3-0		HOME		0-0-0		0-0-0		5-1-0							
7-12-0		0-4-0		0-1-0		AWAY		0-2-0		0-2-0		7-3-0							
1-1-0		0-0-0		0-0-0		NEUTRAL		0-0-0		0-0-0		1-1-0							
0-12-0		0-4-0		0-4-0		NON-CONFERENCE		0-2-0		0-2-0		0-0-0							
0-3-0		0-0-0		0-3-0		HOME		0-0-0		0-0-0		0-0-0							
0-9-0		0-4-0		0-0-		AWAY		0-2-0		0-2-0		0-0-0							
0-0-0		0-0-0		0-0-0		NEUTRAL		0-0-0		0-0-0		0-0-0							
13-5-0		0-0-0		0-0-0		CONFERENCE		0-0-0		0-0-0		13-5-0							
5-1-0		0-0-0		0-0-0		HOME		0-0-0		0-0-0		5-1-0							
7-3-0		0-0-0		0-0-0		AWAY		0-0-0		0-0-0		7-3-0							
1-1-0		0-0-0		0-0-0		NEUTRAL		0-0-0		0-0-0		1-1-0							
RPI	S	Opponent	Score		RPI	S	Opponent	Score		RPI	S	Opponent	Score		RPI	S	Opponent	Score	
6	A	Ole Miss	2	15	35	A	Northwestern St.	1	2	57	A	New Orleans	8	11	110	A	Arkansas	2	3
6	A	Ole Miss	3	7	43	H	Pittsburgh	6	14	88	A	Louisiana Tech	2	10	110	A	Arkansas	4	14
6	A	Ole Miss	1	6	43	H	Pittsburgh	6	16						279	A	Ark.-Pine Bluff	7	8
14	A	LSU	11	14	43	H	Pittsburgh	5	18						279	A	Ark.-Pine Bluff	4	12
															279	A	Ark.-Pine Bluff	7	1
															287	H	Texas Southern	14	21
															287	H	Texas Southern	6	4
															287	H	Texas Southern	5	4
															288	A	Alcorn	12	3
															295	H	Prairie View	11	7
															295	H	Prairie View	13	6
															295	H	Prairie View	8	4
															295	N	Prairie View	3	4
															296	A	Southern U.	9	5
															296	A	Southern U.	3	10
															296	A	Southern U.	16	11
															296	A	Southern U.	11	7
															296	A	Southern U.	10	8
															296	A	Southern U.	10	9
															296	N	Southern U.	15	0
LAST 15 GAMES																			
					14	A	LSU	11	14	88	A	Louisiana Tech	2	10					
					296	A	Southern U.	16	11	295	H	Prairie View	13	6					
					296	A	Southern U.	10	8	295	H	Prairie View	8	4					
					296	A	Southern U.	11	7										
					279	A	Ark.-Pine Bluff	7	8										
Non-Div. I Games:		Jarvis Christian		16 6		Manhattan Chrst.		11 0		Manhattan Chrst.		19 0		Manhattan Chrst.		3 2			
		Texas Col.		20 7												Grambling			

279 A Ark.-Pine Bluff	4	12
279 A Ark.-Pine Bluff	7	1

G
r
a
m
b
l
i
n
g

G
r
a
m
b
l
i
n
g

Average RPI Win:	169	WON-LOST RECORD	WINNING PCT. RANK	LAST 15 GAMES	STRENGTH OF SCHEDULE	OPP. STRENGTH OF SCHEDULE	TEAM RPI	ADJ RPI	CONF. RPI	ADJ CONF. RPI			
Average RPI Loss:	130												
DIV. I ONLY	7-22-0	.24138	284	3-12-0	128	215	240	.44809	239	17	17		
DIV. I NON-CONF.	5-13-0	.27778	261	1-4-0	77	159	164	.49467	164	13	13		
<hr/>													
TOTALS	RPI 1-25	RPI 26-50		W-L RECORDS	RPI 51-100		RPI 101-150		RPI 150+				
7-22-0	0-0-0	0-0-0		OVERALL	1-10-0		2-6-0		4-6-0				
2-7-0	0-0-0	0-0-0		HOME	0-0-0		0-3-0		2-4-0				
5-15-0	0-0-0	0-0-0		AWAY	1-10-0		2-3-0		2-2-0				
0-0-0	0-0-0	0-0-0		NEUTRAL	0-0-0		0-0-0		0-0-0				
<hr/>													
5-13-0	0-0-0	0-0-0		NON-CONFERENCE	1-7-0		2-3-0		2-3-0				
0-1-0	0-0-0	0-0-0		HOME	0-0-0		0-0-0		0-1-0				
5-12-0	0-0-0	0-0-		AWAY	1-7-0		2-3-0		2-2-0				
0-0-0	0-0-0	0-0-0		NEUTRAL	0-0-0		0-0-0		0-0-0				
<hr/>													
2-9-0	0-0-0	0-0-0		CONFERENCE	0-3-0		0-3-0		2-3-0				
2-6-0	0-0-0	0-0-0		HOME	0-0-0		0-3-0		2-3-0				
0-3-0	0-0-0	0-0-0		AWAY	0-3-0		0-0-0		0-0-0				
0-0-0	0-0-0	0-0-0		NEUTRAL	0-0-0		0-0-0		0-0-0				
<hr/>													
RPI	S	Opponent	Score	RPI	S	Opponent	Score	RPI	S	Opponent	Score		
				65	A	Fresno St.	5	6	104	A	Kent St.	2	5
				65	A	Fresno St.	1	6	106	A	Missouri	4	3
				65	A	Fresno St.	0	11	106	A	Missouri	3	2
				65	A	Fresno St.	3	8	106	A	Missouri	3	8
				76	A	Western Ky.	1	11	111	A	West Virginia	3	13
				76	A	Western Ky.	8	7	142	H	Milwaukee	3	22
				76	A	Western Ky.	3	5	142	H	Milwaukee	0	1
				83	A	Wright St.	0	8	142	H	Milwaukee	3	10
				83	A	Wright St.	2	9	188	H	Ill.-Chicago	1	15
				83	A	Wright St.	4	9	188	H	Ill.-Chicago	9	1
				87	A	Penn St.	1	6	222	A	Belmont	6	12
								222	A	Belmont	3	4	
								222	A	Belmont	7	3	
								231	H	Toledo	4	6	
				242	A	Ohio	8	5					
				246	H	Northern Ky.	8	9					
				246	H	Northern Ky.	5	11					
				246	H	Northern Ky.	3	1					
<hr/>													
LAST 15 GAMES													
111	A	West Virginia	3	13	188	H	Ill.-Chicago	9	1				
246	H	Northern Ky.	3	1	87	A	Penn St.	1	6				
246	H	Northern Ky.	5	11	142	H	Milwaukee	3	22				
246	H	Northern Ky.	8	9									
104	A	Kent St.	2	5									

Non-Div. I Games:

Youngstown St.

231	H	Toledo	4	6
188	H	Ill.-Chicago	1	15

Y
o
u
n
g
s
t
o
w
n
s
t
.

Y
o
u
n
g
s
t
o
w
n
s
t
.

Average RPI Win:	221	WON-LOST RECORD	WINNING PCT. RANK	LAST 15 GAMES	STRENGTH OF SCHEDULE	OPP. STRENGTH OF SCHEDULE	TEAM RPI	ADJ RPI	CONF. RPI	ADJ CONF. RPI	
DIV. I ONLY	12-22-0	.35294	243	6-9-0	181	280	241	.4472	240	29	29
DIV. I NON-CONF.	6-16-0	.27273	262	0-3-0	213	274	265	.43168	265	29	29
TOTALS	RPI 1-25	RPI 26-50	W-L RECORDS		RPI 51-100	RPI 101-150		RPI 150+			
12-22-0	0-0-0	0-0-0	OVERALL		0-2-0	1-3-0		11-17-0			
4-10-0	0-0-0	0-0-0	HOME		0-1-0	0-1-0		4-8-0			
6-12-0	0-0-0	0-0-0	AWAY		0-1-0	1-2-0		5-9-0			
2-0-0	0-0-0	0-0-0	NEUTRAL		0-0-0	0-0-0		2-0-0			
6-16-0	0-0-0	0-0-0	NON-CONFERENCE		0-2-0	1-3-0		5-11-0			
1-5-0	0-0-0	0-0-0	HOME		0-1-0	0-1-0		1-3-0			
3-11-0	0-0-0	0-0-	AWAY		0-1-0	1-2-0		2-8-0			
2-0-0	0-0-0	0-0-0	NEUTRAL		0-0-0	0-0-0		2-0-0			
6-6-0	0-0-0	0-0-0	CONFERENCE		0-0-0	0-0-0		6-6-0			
3-5-0	0-0-0	0-0-0	HOME		0-0-0	0-0-0		3-5-0			
3-1-0	0-0-0	0-0-0	AWAY		0-0-0	0-0-0		3-1-0			
0-0-0	0-0-0	0-0-0	NEUTRAL		0-0-0	0-0-0		0-0-0			
RPI S Opponent	Score	RPI S Opponent	Score	RPI S Opponent	Score	RPI S Opponent	Score				
				63 A Rutgers	3 11	117 A Seton Hall	1 5				
				87 H Penn St.	12 20	124 H Saint Joseph's	4 9				
						135 A Wofford	8 14				
						140 A Gardner-Webb	7 6				
						174 H Navy	7 5				
						174 H Navy	6 19				
						174 H Navy	0 7				
						174 H Navy	4 8				
						180 A Davidson	1 2				
						180 A Davidson	14 9				
						180 A Davidson	2 5				
						192 N Radford	9 4				
						224 A VMI	5 8				
						224 A VMI	2 4				
						224 A VMI	2 8				
						232 A USC Upstate	7 8				
						232 A USC Upstate	4 8				
						234 N Rider	6 3				
						235 A Penn	3 1				
						235 A Penn	5 7				
						235 H Penn	5 4				
						235 H Penn	2 12				
						235 H Penn	5 6				
						249 H Bucknell	6 5				
						249 H Bucknell	3 5				
						249 H Bucknell	6 4				
						249 H Bucknell	1 4				
						174 H Navy	4 8				
						174 H Navy	6 19				
						87 H Penn St.	12 20				
						235 H Penn	5 6				
						249 H Bucknell	3 5				
						249 H Bucknell	6 4				
						249 H Bucknell	1 4				

Non-Div. I Games:

Lafayette

Lafayette

174	H	Navy	0	7
174	H	Navy	7	5

Through Games Of April 19, 2016

RPI	S	Opponent	Score	
253	A	Army West Point	4	0
253	A	Army West Point	6	3
253	A	Army West Point	3	9
253	A	Army West Point	11	2
273	H	Fairleigh Dickinson	6	7

Lafayette

L
a
f
a
y
e
t
t
e

L
a
f
a
y
e
t
t
e

[illegible]

Non-Div. I Games:

Kentucky St.

18 5

Lindenwood (IL)

8 11

Harris-Stowe

13 4

Murray St.

127	H	Southern Ill.	7	3
269	H	Eastern Ill.	3	9

M
u
r
r
a
y
S
t
.

M
u
r
r
a
y
S
t
.

Average RPI Win:	213	WON-LOST RECORD	WINNING PCT. RANK	LAST 15 GAMES	STRENGTH OF SCHEDULE	OPP. STRENGTH OF SCHEDULE	TEAM RPI	ADJ RPI	CONF. RPI	ADJ CONF. RPI	
DIV. I ONLY	17-19-0	.47222	165	8-7-0	284	237	243	.44644	242	25	25
DIV. I NON-CONF.	12-12-0	.5	147	3-1-0	288	189	217	.46224	217	24	24
TOTALS	RPI 1-25	RPI 26-50	W-L RECORDS		RPI 51-100	RPI 101-150	RPI 150+				
17-19-0	0-0-0	0-0-0	OVERALL		1-0-0	4-8-0	12-11-0				
6-7-0	0-0-0	0-0-0	HOME		1-0-0	0-1-0	5-6-0				
9-11-0	0-0-0	0-0-0	AWAY		0-0-0	4-7-0	5-4-0				
2-1-0	0-0-0	0-0-0	NEUTRAL		0-0-0	0-0-0	2-1-0				
12-12-0	0-0-0	0-0-0	NON-CONFERENCE		1-0-0	3-6-0	8-6-0				
3-4-0	0-0-0	0-0-0	HOME		1-0-0	0-1-0	2-3-0				
7-7-0	0-0-0	0-0-	AWAY		0-0-0	3-5-0	4-2-0				
2-1-0	0-0-0	0-0-0	NEUTRAL		0-0-0	0-0-0	2-1-0				
5-7-0	0-0-0	0-0-0	CONFERENCE		0-0-0	1-2-0	4-5-0				
3-3-0	0-0-0	0-0-0	HOME		0-0-0	0-0-0	3-3-0				
2-4-0	0-0-0	0-0-0	AWAY		0-0-0	1-2-0	1-2-0				
0-0-0	0-0-0	0-0-0	NEUTRAL		0-0-0	0-0-0	0-0-0				
RPI	S	Opponent	Score	RPI	S	Opponent	Score	RPI	S	Opponent	Score
								97	H	Morehead St.	15 3
								101	A	Marshall	4 1
								102	H	Ohio St.	3 6
								127	A	UAB	2 1
								127	A	UAB	2 7
								127	A	UAB	6 15
								135	A	Wofford	3 5
								135	A	Wofford	3 6
								135	A	Wofford	5 6
								135	A	Wofford	16 2
								138	A	Ball St.	14 17
								138	A	Ball St.	3 20
								138	A	Ball St.	12 6
								182	A	Kennesaw St.	7 8
								216	A	Eastern Ky.	10 4
								233	H	Northern Ill.	0 2
								233	H	Northern Ill.	1 3
								233	H	Northern Ill.	4 2
								237	A	Dayton	4 3
								239	H	Youngstown St.	5 8
								243	H	Buffalo	3 1
								243	H	Buffalo	3 9
								243	H	Buffalo	6 5
								246	H	Northern Ky.	6 7
								248	H	IPFW	5 0
								248	H	IPFW	7 2
								248	H	IPFW	1 7
								255	N	Purdue	4 5
LAST 15 GAMES											
								97	H	Morehead St.	15 3
								243	H	Buffalo	3 9
								216	A	Eastern Ky.	10 4
								138	A	Ball St.	3 20

Non-Div. I Games:

Ohio

243	H	Buffalo	6	5
243	H	Buffalo	3	1

RPI	S	Opponent	Score	
255	N	Purdue	6	4
255	N	Purdue	9	2
276	A	Bowling Green	2	6
276	A	Bowling Green	10	5
276	A	Bowling Green	4	5
283	A	UNC Asheville	12	5
283	A	UNC Asheville	14	8
283	A	UNC Asheville	5	7

Average RPI Win: 240		WON-LOST RECORD		WINNING PCT. RANK		LAST 15 GAMES		STRENGTH OF SCHEDULE		OPP. STRENGTH OF SCHEDULE		TEAM RPI		ADJ RPI		CONF. RPI		ADJ CONF. RPI	
DIV. I ONLY		11-20-0		.35484 241		5-10-0		253		258		244		.4461 243		25		25	
DIV. I NON-CONF.		7-12-0		.36842 222		1-2-0		210		278		184		.47819 184		24		24	
TOTALS		RPI 1-25		RPI 26-50		W-L RECORDS		RPI 51-100		RPI 101-150		RPI 150+							
11-20-0		0-3-0		0-0-0		OVERALL		0-0-0		1-5-0		10-12-0							
1-5-0		0-0-0		0-0-0		HOME		0-0-0		0-3-0		1-2-0							
10-13-0		0-3-0		0-0-0		AWAY		0-0-0		1-2-0		9-8-0							
0-2-0		0-0-0		0-0-0		NEUTRAL		0-0-0		0-0-0		0-2-0							
7-12-0		0-3-0		0-0-0		NON-CONFERENCE		0-0-0		1-2-0		6-7-0							
0-0-0		0-0-0		0-0-0		HOME		0-0-0		0-0-0		0-0-0							
7-10-0		0-3-0		0-0-		AWAY		0-0-0		1-2-0		6-5-0							
0-2-0		0-0-0		0-0-0		NEUTRAL		0-0-0		0-0-0		0-2-0							
4-8-0		0-0-0		0-0-0		CONFERENCE		0-0-0		0-3-0		4-5-0							
1-5-0		0-0-0		0-0-0		HOME		0-0-0		0-3-0		1-2-0							
3-3-0		0-0-0		0-0-0		AWAY		0-0-0		0-0-0		3-3-0							
0-0-0		0-0-0		0-0-0		NEUTRAL		0-0-0		0-0-0		0-0-0							
RPI	S	Opponent		Score		RPI	S	Opponent		Score		RPI	S	Opponent		Score			
20	A	Kentucky		1	5							141	H	Miami (OH)		0	3		
20	A	Kentucky		8	9							141	H	Miami (OH)		0	6		
20	A	Kentucky		3	14							141	H	Miami (OH)		6	7		
												150	A	Northeastern		0	1		
												150	A	Northeastern		4	8		
												150	A	Northeastern		6	3		
												156	N	Air Force		0	13		
												169	H	Eastern Mich.		12	4		
												169	H	Eastern Mich.		1	2		
												169	H	Eastern Mich.		3	4		
												174	A	Navy		2	6		
												180	A	Davidson		0	5		
												185	N	Marist		3	8		
												194	A	Canisius		5	4		
												194	A	Canisius		5	9		
												217	A	St. Bonaventure		2	9		
												217	A	St. Bonaventure		1	2		
												231	A	Toledo		2	3		
												231	A	Toledo		6	4		
												231	A	Toledo		13	7		
												242	A	Ohio		9	3		
												242	A	Ohio		1	3		
												242	A	Ohio		5	6		
												277	A	UT Martin		8	5		
												277	A	UT Martin		5	3		
												277	A	UT Martin		15	8		
												298	A	Mt. St. Mary's		15	0		
LAST 15 GAMES																			
				141	H	Miami (OH)		6	7	169	H	Eastern Mich.		1	2	242	A	Ohio	
				141	H	Miami (OH)		0	3	169	H	Eastern Mich.		3	4	277	A	UT Martin	
				141	H	Miami (OH)		0	6	169	H	Eastern Mich.		12	4	277	A	UT Martin	
				194	A	Canisius		5	4							277	A	UT Martin	
				242	A	Ohio		5	6							298	A	Mt. St. Mary's	

Non-Div. I Games:

Buffalo

242	A	Ohio	1	3
242	A	Ohio	9	3

RPI	S	Opponent	Score	
298	A	Mt. St. Mary's	2	0

Buffalo

B
u
f
f
a
l
l
o

B
u
f
f
a
l
l
o

Average RPI Win:	262	WON-LOST RECORD	WINNING PCT. RANK	LAST 15 GAMES	STRENGTH OF SCHEDULE	OPP. STRENGTH OF SCHEDULE	TEAM RPI	ADJ RPI	CONF. RPI	ADJ CONF. RPI		
DIV. I ONLY		10-22-0	.3125	263	2-13-0	202	279	245	.44598	244	28	28
DIV. I NON-CONF.		5-11-0	.3125	250	1-2-0	57	277	168	.4913	168	28	28
<hr/>												
TOTALS	RPI 1-25	RPI 26-50		W-L RECORDS		RPI 51-100		RPI 101-150		RPI 150+		
10-22-0	0-0-0	0-6-0		OVERALL		0-3-0		1-3-0		9-10-0		
2-5-0	0-0-0	0-0-0		HOME		0-0-0		0-0-0		2-5-0		
8-17-0	0-0-0	0-6-0		AWAY		0-3-0		1-3-0		7-5-0		
0-0-0	0-0-0	0-0-0		NEUTRAL		0-0-0		0-0-0		0-0-0		
5-11-0	0-0-0	0-2-0		NON-CONFERENCE		0-3-0		1-3-0		4-3-0		
1-2-0	0-0-0	0-0-0		HOME		0-0-0		0-0-0		1-2-0		
4-9-0	0-0-0	0-0-		AWAY		0-3-0		1-3-0		3-1-0		
0-0-0	0-0-0	0-0-0		NEUTRAL		0-0-0		0-0-0		0-0-0		
5-11-0	0-0-0	0-4-0		CONFERENCE		0-0-0		0-0-0		5-7-0		
1-3-0	0-0-0	0-0-0		HOME		0-0-0		0-0-0		1-3-0		
4-8-0	0-0-0	0-4-0		AWAY		0-0-0		0-0-0		4-4-0		
0-0-0	0-0-0	0-0-0		NEUTRAL		0-0-0		0-0-0		0-0-0		
RPI	S	Opponent	Score	RPI	S	Opponent	Score	RPI	S	Opponent	Score	
			38 A Bryant	0	7	80 A VCU	2	3	117 A Seton Hall	2	9	
			38 A Bryant	1	5	80 A VCU	3	4	131 A Longwood	0	6	
			38 A Bryant	2	3	80 A VCU	5	9	131 A Longwood	3	6	
			38 A Bryant	4	10				131 A Longwood	6	4	
			40 A Virginia	2	6				157 A St. John's (NY)	5	9	
			40 A Virginia	7	20				211 A Fordham	2	0	
									211 H Fordham	5	6	
									211 H Fordham	3	4	
									225 H Central Conn. St.	4	5	
									225 H Central Conn. St.	0	2	
									225 H Central Conn. St.	16	2	
									225 H Central Conn. St.	2	8	
									260 A LIU Brooklyn	1	4	
									260 A LIU Brooklyn	2	5	
									260 A LIU Brooklyn	3	5	
									260 A LIU Brooklyn	1	9	
									286 A Norfolk St.	6	1	
									286 A Norfolk St.	8	1	
									293 H Saint Peter's	13	6	
									298 A Mt. St. Mary's	20	4	
									298 A Mt. St. Mary's	17	4	
									298 A Mt. St. Mary's	14	6	
									298 A Mt. St. Mary's	2	0	
<hr/>												
LAST 15 GAMES												
			38 A Bryant	1	5	260 A LIU Brooklyn	3	5	298 A Mt. St. Mary's			
			38 A Bryant	2	3	260 A LIU Brooklyn	1	9				
			38 A Bryant	4	10	117 A Seton Hall	2	9				
			38 A Bryant	0	7							
			293 H Saint Peter's	13	6							

Non-Div. I Games:

Wagner

260 A LIU Brooklyn	1	4
260 A LIU Brooklyn	2	5

W
a
g
n
e
r

W
a
g
n
e
r

Average RPI Win:	233	WON-LOST RECORD	WINNING PCT. RANK	LAST 15 GAMES	STRENGTH OF SCHEDULE	OPP. STRENGTH OF SCHEDULE	TEAM RPI	ADJ RPI	CONF. RPI	ADJ CONF. RPI		
DIV. I ONLY		15-21-0	.41667	212	0-0-0	206	158	242	.44516	245	16	16
DIV. I NON-CONF.		12-12-0	.5	147	0-0-0	227	116	198	.47117	204	18	18

TOTALS	RPI 1-25	RPI 26-50	W-L RECORDS	RPI 51-100	RPI 101-150	RPI 150+
15-21-0	0-3-0	0-3-0	OVERALL	0-1-0	2-7-0	13-7-0
13-11-0	0-0-0	0-0-0	HOME	0-0-0	1-5-0	12-6-0
2-10-0	0-3-0	0-3-0	AWAY	0-1-0	1-2-0	1-1-0
0-0-0	0-0-0	0-0-0	NEUTRAL	0-0-0	0-0-0	0-0-0
12-12-0	0-3-0	0-3-0	NON-CONFERENCE	0-1-0	1-2-0	11-3-0
11-4-0	0-0-0	0-0-0	HOME	0-0-0	1-2-0	10-2-0
1-8-0	0-3-0	0-0-	AWAY	0-1-0	0-0-0	1-1-0
0-0-0	0-0-0	0-0-0	NEUTRAL	0-0-0	0-0-0	0-0-0
3-9-0	0-0-0	0-0-0	CONFERENCE	0-0-0	1-5-0	2-4-0
2-7-0	0-0-0	0-0-0	HOME	0-0-0	0-3-0	2-4-0
1-2-0	0-0-0	0-0-0	AWAY	0-0-0	1-2-0	0-0-0
0-0-0	0-0-0	0-0-0	NEUTRAL	0-0-0	0-0-0	0-0-0

RPI	S	Opponent	Score	RPI	S	Opponent	Score	RPI	S	Opponent	Score	RPI	S	Opponent	Score
4	A	South Carolina	0 9	31	A	Col. of Charleston	1 4	82	A	Jacksonville	1 4	111	H	West Virginia	0 3
4	A	South Carolina	0 2	37	A	Georgia	3 5					111	H	West Virginia	4 3
4	A	South Carolina	4 5	37	A	Georgia	3 10					111	H	West Virginia	0 5
												131	H	Longwood	1 4
												131	H	Longwood	2 6
												131	H	Longwood	4 13
												133	A	Liberty	2 10
												133	A	Liberty	6 9
												133	A	Liberty	6 1
												184	H	Campbell	4 5
												184	H	Campbell	5 7
												184	H	Campbell	18 7
												207	H	George Washington	5 10
												207	H	George Washington	12 1
												207	H	George Washington	3 1
												218	A	The Citadel	3 4
												218	H	The Citadel	18 1
												232	H	USC Upstate	3 1
												259	H	N.C. Central	9 6
												272	H	Massachusetts	12 8
												272	H	Massachusetts	7 2
												272	H	Massachusetts	3 1
												280	H	Butler	3 4
												280	H	Butler	7 3
												280	H	Butler	2 1
												283	H	UNC Asheville	9 7
												283	H	UNC Asheville	1 7

LAST 15 GAMES							
283	H	UNC Asheville	9 7	218	H	The Citadel	18 1
283	H	UNC Asheville	8 9	131	H	Longwood	2 6
283	H	UNC Asheville	1 7	131	H	Longwood	1 4
289	A	Savannah St.	10 4				
133	A	Liberty	6 9				

Non-Div. I Games:	North Greenville	2	6
-------------------	------------------	---	---

Charleston So.

133 A Liberty	6	1
133 A Liberty	2	10

RPI	S	Opponent	Score	
283	H	UNC Asheville	8	9
289	A	Savannah St.	10	4

Charleston So.

C
h
a
r
l
e
s
t
o
n
S
o
.

C
h
a
r
l
e
s
t
o
n
S
o
.

Average RPI Win: 209		WON-LOST	WINNING	LAST 15	STRENGTH OF		OPP. STRENGTH	TEAM	ADJ	CONF.	ADJ CONF.
Average RPI Loss: 144		RECORD	PCT. RANK	GAMES	SCHEDULE		OF SCHEDULE	RPI	RPI	RPI	RPI
DIV. I ONLY		14-22-0	.38889	226	7-8-0		254	206	246	.44437	246
DIV. I NON-CONF.		10-11-0	.47619	164	3-1-0		244	227	179	.48163	179
TOTALS		RPI 1-25	RPI 26-50		W-L RECORDS		RPI 51-100		RPI 101-150		RPI 150+
14-22-0	1-0-0	0-0-0		OVERALL		1-9-0		1-3-0		11-10-0	
4-9-0	0-0-0	0-0-0		HOME		0-3-0		1-3-0		3-3-0	
8-11-0	1-0-0	0-0-0		AWAY		1-5-0		0-0-0		6-5-0	
2-2-0	0-0-0	0-0-0		NEUTRAL		0-0-0		0-0-0		2-2-0	
10-11-0	1-0-0	0-0-0		NON-CONFERENCE		0-4-0		1-0-0		8-7-0	
3-1-0	0-0-0	0-0-0		HOME		0-0-0		1-0-0		2-1-0	
5-8-0	1-0-0	0-0-		AWAY		0-4-0		0-0-0		4-4-0	
2-2-0	0-0-0	0-0-0		NEUTRAL		0-0-0		0-0-0		2-2-0	
4-11-0	0-0-0	0-0-0		CONFERENCE		1-5-0		0-3-0		3-3-0	
1-8-0	0-0-0	0-0-0		HOME		0-3-0		0-3-0		1-2-0	
3-3-0	0-0-0	0-0-0		AWAY		1-2-0		0-0-0		2-1-0	
0-0-0	0-0-0	0-0-0		NEUTRAL		0-0-0		0-0-0		0-0-0	
RPI S	Opponent	Score		RPI S	Opponent	Score		RPI S	Opponent	Score	
20 A	Kentucky	5 4				71 A	Troy 1 6	132 H	Oakland	4 12	
						71 A	Troy 2 4	132 H	Oakland	3 6	
						71 A	Troy 3 10	132 H	Oakland	1 6	
						71 A	Troy 0 5	141 H	Miami (OH)	5 1	
						83 A	Wright St. 6 4	155 A	Alabama St.	3 9	
						83 A	Wright St. 1 12	155 A	Alabama St.	8 5	
						83 A	Wright St. 3 4	155 A	Alabama St.	6 7	
						86 H	Valparaiso 1 16	155 A	Alabama St.	1 11	
						86 H	Valparaiso 4 6	173 H	Xavier	1 8	
						86 H	Valparaiso 4 5	188 H	Ill.-Chicago	3 6	
								188 H	Ill.-Chicago	1 4	
								188 H	Ill.-Chicago	12 6	
								239 A	Youngstown St.	11 5	
								239 A	Youngstown St.	1 3	
								239 A	Youngstown St.	9 8	
								242 A	Ohio	7 6	
								252 H	Northwestern	7 1	
								261 N	Western Ill.	6 8	
								261 N	Western Ill.	7 4	
								261 N	Western Ill.	5 4	
								261 N	Western Ill.	11 16	
								280 H	Butler	8 3	
								281 A	ETSU	21 12	
								281 A	ETSU	6 7	
								281 A	ETSU	3 2	
LAST 15 GAMES											
				173 H	Xavier	1 8	141 H	Miami (OH)	5 1		
				239 A	Youngstown St.	1 3	83 A	Wright St.	3 4		
				239 A	Youngstown St.	11 5	83 A	Wright St.	6 4		
				239 A	Youngstown St.	9 8					
				188 H	Ill.-Chicago	3 6					

Non-Div. I Games:

Northern Ky.

188 H Ill.-Chicago	12	6
188 H Ill.-Chicago	1	4

N
o
r
t
h
e
r
n
K
y
.

N
o
r
t
h
e
r
n
K
y
.

Average RPI Win: 265		WON-LOST	WINNING	LAST 15	STRENGTH OF	OPP. STRENGTH	TEAM	ADJ	CONF.	ADJ CONF.		
Average RPI Loss: 186		RECORD	PCT. RANK	GAMES	SCHEDULE	OF SCHEDULE	RPI	RPI	RPI	RPI		
DIV. I ONLY		12-21-0	.36364	236	6-9-0	226	293	247	.44403	247	18	18
DIV. I NON-CONF.		10-15-0	.4	204	4-3-0	239	300	242	.44819	241	17	17
<hr/>												
TOTALS		RPI 1-25		RPI 26-50		W-L RECORDS		RPI 51-100		RPI 101-150		RPI 150+
12-21-0		0-0-0		0-0-0		OVERALL		0-4-0		0-1-0		12-16-0
5-2-0		0-0-0		0-0-0		HOME		0-0-0		0-0-0		5-2-0
7-16-0		0-0-0		0-0-0		AWAY		0-3-0		0-1-0		7-9-0
0-3-0		0-0-0		0-0-0		NEUTRAL		0-1-0		0-0-0		0-2-0
10-15-0		0-0-0		0-0-0		NON-CONFERENCE		0-1-0		0-1-0		10-13-0
3-2-0		0-0-0		0-0-0		HOME		0-0-0		0-0-0		3-2-0
7-10-0		0-0-0		0-0-		AWAY		0-0-0		0-1-0		7-9-0
0-3-0		0-0-0		0-0-0		NEUTRAL		0-1-0		0-0-0		0-2-0
2-6-0		0-0-0		0-0-0		CONFERENCE		0-3-0		0-0-0		2-3-0
2-0-0		0-0-0		0-0-0		HOME		0-0-0		0-0-0		2-0-0
0-6-0		0-0-0		0-0-0		AWAY		0-3-0		0-0-0		0-3-0
0-0-0		0-0-0		0-0-0		NEUTRAL		0-0-0		0-0-0		0-0-0
RPI	S	Opponent	Score	RPI	S	Opponent	Score	RPI	S	Opponent	Score	
						63 N Rutgers	3 10			117 A Seton Hall	2 9	
						90 A FGCU	5 6			169 N Eastern Mich.	0 8	
						90 A FGCU	3 4			174 A Navy	3 7	
						90 A FGCU	1 10			174 A Navy	0 4	
										182 A Kennesaw St.	3 5	
										182 A Kennesaw St.	3 5	
										182 A Kennesaw St.	2 8	
										185 H Marist	2 4	
										198 N Omaha	3 9	
										207 A George Washington	6 0	
										211 A Fordham	0 2	
										211 A Fordham	1 3	
										211 H Fordham	4 10	
										211 H Fordham	3 2	
										232 H USC Upstate	8 6	
										232 H USC Upstate	4 2	
										259 A N.C. Central	5 6	
										259 A N.C. Central	5 4	
										259 A N.C. Central	4 8	
										273 H Fairleigh Dickinson	14 3	
										286 A Norfolk St.	0 16	
										286 A Norfolk St.	0 7	
										286 A Norfolk St.	1 6	
										286 A Norfolk St.	9 2	
										293 A Saint Peter's	11 7	
										293 H Saint Peter's	16 0	
										299 A Coppin St.	3 2	
<hr/>												
LAST 15 GAMES												
						273 H Fairleigh Dickinson	14 3			293 H Saint Peter's	16 0	
						90 A FGCU	3 4			232 H USC Upstate	8 6	
						90 A FGCU	5 6			232 H USC Upstate	4 2	
						90 A FGCU	1 10					
						182 A Kennesaw St.	3 5					

Non-Div. I Games: Point U. 12 2

NJIT

182 A Kennesaw St.	3	5
182 A Kennesaw St.	2	8

RPI	S	Opponent	Score	
299	A	Coppin St.	9	2
299	A	Coppin St.	5	4

Average RPI Win: 231		WON-LOST RECORD	WINNING PCT. RANK		LAST 15 GAMES	STRENGTH OF SCHEDULE	OPP. STRENGTH OF SCHEDULE	TEAM RPI	ADJ RPI		CONF. RPI	ADJ CONF. RPI	
Average RPI Loss: 200													
DIV. I ONLY		15-19-0	.44118	189	5-8-0	296	257	249	.44303	248	22	22	
DIV. I NON-CONF.		11-8-0	.57895	103	2-0-0	300	290	223	.45917	221	22	22	
<hr/>													
TOTALS		RPI 1-25		RPI 26-50		W-L RECORDS		RPI 51-100		RPI 101-150		RPI 150+	
15-19-0		0-0-0		0-0-0		OVERALL		1-2-0		3-1-0		11-16-0	
1-3-0		0-0-0		0-0-0		HOME		0-0-0		0-0-0		1-3-0	
14-16-0		0-0-0		0-0-0		AWAY		1-2-0		3-1-0		10-13-0	
0-0-0		0-0-0		0-0-0		NEUTRAL		0-0-0		0-0-0		0-0-0	
11-8-0		0-0-0		0-0-0		NON-CONFERENCE		0-0-0		3-1-0		8-7-0	
1-0-0		0-0-0		0-0-0		HOME		0-0-0		0-0-0		1-0-0	
10-8-0		0-0-0		0-0-		AWAY		0-0-0		3-1-0		7-7-0	
0-0-0		0-0-0		0-0-0		NEUTRAL		0-0-0		0-0-0		0-0-0	
4-11-0		0-0-0		0-0-0		CONFERENCE		1-2-0		0-0-0		3-9-0	
0-3-0		0-0-0		0-0-0		HOME		0-0-0		0-0-0		0-3-0	
4-8-0		0-0-0		0-0-0		AWAY		1-2-0		0-0-0		3-6-0	
0-0-0		0-0-0		0-0-0		NEUTRAL		0-0-0		0-0-0		0-0-0	
RPI	S	Opponent	Score	RPI	S	Opponent	Score	RPI	S	Opponent	Score		
								68	A	Oral Roberts	6	3	
								68	A	Oral Roberts	2	5	
								68	A	Oral Roberts	0	15	
										121	A	Little Rock	
										121	A	Little Rock	
										121	A	Little Rock	
										121	A	Little Rock	
										166	A	North Dakota St.	
										166	A	North Dakota St.	
										166	A	North Dakota St.	
										198	A	Omaha	
										198	A	Omaha	
										198	A	Omaha	
										200	H	South Dakota St.	
										200	H	South Dakota St.	
										200	H	South Dakota St.	
										241	A	Murray St.	
										242	A	Ohio	
										242	A	Ohio	
										242	A	Ohio	
										261	A	Western Ill.	
										261	A	Western Ill.	
										261	A	Western Ill.	
										277	A	UT Martin	
										277	A	UT Martin	
										277	A	UT Martin	
										277	A	UT Martin	
										280	A	Butler	
										280	H	Butler	
										291	A	Chicago St.	
<hr/>													
				LAST 15 GAMES									
				261	A	Western Ill.	8	1	291	A	Chicago St.	5	4
				261	A	Western Ill.	11	5	200	H	South Dakota St.	6	10
				261	A	Western Ill.	9	1	200	H	South Dakota St.	3	9
				280	H	Butler	1	0					
				166	A	North Dakota St.	5	15					

Non-Div. I Games: Cleary 5 1 Goshen 10 2

IPFW

IPFW

166	A	North Dakota St.	1	7
166	A	North Dakota St.	6	12

Through Games Of April 19, 2016

RPI	S	Opponent	Score	
297	A	Alabama A&M	9	7
297	A	Alabama A&M	8	1
297	A	Alabama A&M	4	6
297	A	Alabama A&M	7	6

IPFW

I
P
F
W

I
P
F
W

Average RPI Win:	163	WON-LOST RECORD	WINNING PCT. RANK	LAST 15 GAMES	STRENGTH OF SCHEDULE	OPP. STRENGTH OF SCHEDULE	TEAM RPI	ADJ RPI	CONF. RPI	ADJ CONF. RPI					
DIV. I ONLY		10-27-0	.27027	272	6-9-0	131	162	250	.44221	249	9	9			
DIV. I NON-CONF.		5-14-0	.26316	264	1-3-0	214	236	280	.4175	278	10	10			
<hr/>															
TOTALS	RPI 1-25	RPI 26-50		W-L RECORDS		RPI 51-100		RPI 101-150		RPI 150+					
10-27-0	0-2-0	2-3-0		OVERALL		0-5-0		3-6-0		5-11-0					
6-10-0	0-0-0	2-2-0		HOME		0-0-0		2-4-0		2-4-0					
2-13-0	0-2-0	0-0-0		AWAY		0-4-0		1-2-0		1-5-0					
2-4-0	0-0-0	0-1-0		NEUTRAL		0-1-0		0-0-0		2-2-0					
5-14-0	0-2-0	0-2-0		NON-CONFERENCE		0-2-0		0-0-0		5-8-0					
2-5-0	0-0-0	0-1-0		HOME		0-0-0		0-0-0		2-4-0					
1-5-0	0-2-0	0-0-		AWAY		0-1-0		0-0-0		1-2-0					
2-4-0	0-0-0	0-1-0		NEUTRAL		0-1-0		0-0-0		2-2-0					
5-13-0	0-0-0	2-1-0		CONFERENCE		0-3-0		3-6-0		0-3-0					
4-5-0	0-0-0	2-1-0		HOME		0-0-0		2-4-0		0-0-0					
1-8-0	0-0-0	0-0-0		AWAY		0-3-0		1-2-0		0-3-0					
0-0-0	0-0-0	0-0-0		NEUTRAL		0-0-0		0-0-0		0-0-0					
RPI	S	Opponent	Score	RPI	S	Opponent	Score	RPI	S	Opponent	Score				
4	A	South Carolina	0 5	26	H	South Ala.	1 8	52	N	Old Dominion	3 12	118	A	La.-Monroe	5 4
15	A	Coastal Caro.	2 17	26	H	South Ala.	4 3	60	A	Tennessee	5 7	118	A	La.-Monroe	5 10
				26	H	South Ala.	4 3	71	A	Troy	2 3	118	A	La.-Monroe	2 6
				40	N	Virginia	0 8	71	A	Troy	7 9	120	H	Ga. Southern	6 8
				47	H	Wake Forest	9 15	71	A	Troy	3 4	120	H	Ga. Southern	3 13
												120	H	Ga. Southern	1 5
												121	H	Little Rock	8 7
												121	H	Little Rock	8 7
												121	H	Little Rock	3 9
												159	N	Stony Brook	4 0
												163	A	Texas St.	0 4
												163	A	Texas St.	2 4
												163	A	Texas St.	0 16
												184	N	Campbell	4 9
												208	A	Elon	3 4
												227	H	Quinnipiac	2 7
												227	H	Quinnipiac	2 3
												227	H	Quinnipiac	3 4
												227	H	Quinnipiac	10 7
												259	A	N.C. Central	1 4
												259	H	N.C. Central	12 1
												276	N	Bowling Green	2 6
												283	H	UNC Asheville	3 8
												283	N	UNC Asheville	8 0
												290	A	N.C. A&T	7 6
<hr/>															
LAST 15 GAMES															
				47	H	Wake Forest	9 15	71	A	Troy	7 9	276	N	Bowling Green	2 6
				26	H	South Ala.	4 3	184	N	Campbell	4 9	283	H	UNC Asheville	3 8
				26	H	South Ala.	1 8	121	H	Little Rock	8 7	283	N	UNC Asheville	8 0
				26	H	South Ala.	4 3					290	A	N.C. A&T	7 6
				60	A	Tennessee	5 7								

Non-Div. I Games:

Appalachian St.

71 A Troy	2	3
71 A Troy	3	4

A
p
p
a
l
a
c
h
i
a
n
s
t
.

A
p
p
a
l
a
c
h
i
a
n
s
t
.

Average RPI Win:		223	WON-LOST RECORD		WINNING PCT. RANK		LAST 15 GAMES		STRENGTH OF SCHEDULE		OPP. STRENGTH OF SCHEDULE		TEAM RPI		ADJ RPI		CONF. RPI		ADJ CONF. RPI	
DIV. I ONLY			16-24-0		.4	220	7-8-0		262		245		250		.44221		249		29	
DIV. I NON-CONF.			9-19-0		.32143	243	0-3-0		228		237		260		.43712		259		29	
TOTALS		RPI 1-25		RPI 26-50		W-L RECORDS		RPI 51-100		RPI 101-150		RPI 150+								
16-24-0		0-1-0		1-0-0		OVERALL		0-2-0		0-5-0		15-16-0								
6-6-0		0-0-0		0-0-0		HOME		0-0-0		0-0-0		6-6-0								
8-13-0		0-1-0		0-0-0		AWAY		0-2-0		0-2-0		8-8-0								
2-5-0		0-0-0		1-0-0		NEUTRAL		0-0-0		0-3-0		1-2-0								
9-19-0		0-1-0		1-0-0		NON-CONFERENCE		0-2-0		0-5-0		8-11-0								
3-5-0		0-0-0		0-0-0		HOME		0-0-0		0-0-0		3-5-0								
4-9-0		0-1-0		0-0-		AWAY		0-2-0		0-2-0		4-4-0								
2-5-0		0-0-0		1-0-0		NEUTRAL		0-0-0		0-3-0		1-2-0								
7-5-0		0-0-0		0-0-0		CONFERENCE		0-0-0		0-0-0		7-5-0								
3-1-0		0-0-0		0-0-0		HOME		0-0-0		0-0-0		3-1-0								
4-4-0		0-0-0		0-0-0		AWAY		0-0-0		0-0-0		4-4-0								
0-0-0		0-0-0		0-0-0		NEUTRAL		0-0-0		0-0-0		0-0-0								
RPI	S	Opponent		Score		RPI	S	Opponent		Score		RPI	S	Opponent		Score				
8	A	North Carolina St.		2	5	33	N	Notre Dame		6	5	87	A	Penn St.		5	9			
												87	A	Penn St.		1	8			
												124	A	Saint Joseph's		5	6			
												134	N	Bradley		4	12			
												134	N	Bradley		8	10			
												134	N	Bradley		2	8			
												146	A	Binghamton		2	14			
												199	H	Cornell		2	3			
												199	H	Cornell		2	5			
												199	H	Cornell		12	3			
												199	H	Cornell		6	8			
												201	A	James Madison		9	1			
												201	A	James Madison		6	7			
												201	A	James Madison		3	9			
												201	A	James Madison		4	2			
												206	A	Tennessee Tech		6	5			
												206	A	Tennessee Tech		3	2			
												206	A	Tennessee Tech		3	9			
												217	A	St. Bonaventure		4	6			
												220	H	Yale		5	0			
												220	H	Yale		4	5			
												220	H	Yale		13	9			
												220	H	Yale		0	10			
												229	N	Dartmouth		4	6			
												240	A	Lafayette		4	6			
												240	A	Lafayette		5	6			
												240	A	Lafayette		4	1			
												240	A	Lafayette		5	3			
												253	A	Army West Point		2	3			
												253	A	Army West Point		4	2			
												253	A	Army West Point		4	7			
												253	A	Army West Point		6	2			
												253	A	Army West Point		4	2			
												253	A	Army West Point		4	2			
												253	A	Army West Point		4	2			
												253	A	Army West Point		4	2			
												253	A	Army West Point		4	2			
												253	A	Army West Point		4	2			
												253	A	Army West Point		4	2			
												253	A	Army West Point		4	2			
												253	A	Army West Point		4	2			
												253	A	Army West Point		4	2			
												253	A	Army West Point		4	2			
												253	A	Army West Point		4	2			
												253	A	Army West Point		4	2			
												253	A	Army West Point		4	2			
												253	A	Army West Point		4	2			
												253	A	Army West Point		4	2			
												253	A	Army West Point		4	2			
												253	A	Army West Point		4	2			
												253	A	Army West Point		4	2			
												253	A	Army West Point		4	2			
												253	A	Army West Point		4	2			
												253	A	Army West Point		4	2			
												253	A	Army West Point		4	2			
												253	A	Army West Point		4	2			
												253	A	Army West Point		4	2			
												253	A	Army West Point		4	2			
												253	A	Army West Point		4	2			
												253	A	Army West Point		4	2			
												253	A	Army West Point		4	2			
												253	A	Army West Point		4	2			
												253	A	Army West Point		4	2			
												253	A	Army West Point		4	2			
												253	A	Army West Point		4	2			
												253	A	Army West Point		4	2			

Non-Div. I Games:

Bucknell

87	A	Penn St.	1	8
253	A	Army West Point	2	3

RPI	S	Opponent	Score	
253	A	Army West Point	4	2
253	A	Army West Point	6	2
253	A	Army West Point	4	7
256	N	Brown	0	2
268	N	Maine	6	3
274	H	Lehigh	11	2
274	H	Lehigh	1	10
274	H	Lehigh	7	5
274	H	Lehigh	4	3

Average RPI Win:	196	WON-LOST	WINNING	LAST 15	STRENGTH OF	OPP. STRENGTH	TEAM	ADJ	CONF.	ADJ CONF.		
Average RPI Loss:	123	RECORD	PCT. RANK	GAMES	SCHEDULE	OF SCHEDULE	RPI	RPI	RPI	RPI		
DIV. I ONLY		10-25-0	.28571	267	3-12-0	187	173	252	.44199	251	12	12
DIV. I NON-CONF.		9-21-0	.3	253	2-8-0	246	182	268	.43085	268	14	14
<hr/>												
TOTALS	RPI 1-25	RPI 26-50		W-L RECORDS		RPI 51-100		RPI 101-150		RPI 150+		
10-25-0	0-0-0	0-1-0		OVERALL		2-13-0		1-3-0		7-8-0		
1-9-0	0-0-0	0-0-0		HOME		0-3-0		0-3-0		1-3-0		
4-14-0	0-0-0	0-0-0		AWAY		2-10-0		0-0-0		2-4-0		
5-2-0	0-0-0	0-1-0		NEUTRAL		0-0-0		1-0-0		4-1-0		
9-21-0	0-0-0	0-1-0		NON-CONFERENCE		1-9-0		1-3-0		7-8-0		
1-7-0	0-0-0	0-0-0		HOME		0-1-0		0-3-0		1-3-0		
3-12-0	0-0-0	0-0-		AWAY		1-8-0		0-0-0		2-4-0		
5-2-0	0-0-0	0-1-0		NEUTRAL		0-0-0		1-0-0		4-1-0		
1-4-0	0-0-0	0-0-0		CONFERENCE		1-4-0		0-0-0		0-0-0		
0-2-0	0-0-0	0-0-0		HOME		0-2-0		0-0-0		0-0-0		
1-2-0	0-0-0	0-0-0		AWAY		1-2-0		0-0-0		0-0-0		
0-0-0	0-0-0	0-0-0		NEUTRAL		0-0-0		0-0-0		0-0-0		
<hr/>												
RPI	S	Opponent	Score	RPI	S	Opponent	Score	RPI	S	Opponent	Score	
				49	N	Michigan St.	0 15	51	A	Tulane	2 3	
								51	A	Tulane	3 9	
								51	A	Tulane	0 13	
								58	H	Dallas Baptist	1 7	
								58	H	Dallas Baptist	2 7	
								74	A	Oregon	1 3	
								74	A	Oregon	3 2	
								74	A	Oregon	5 8	
								74	A	Oregon	2 4	
								86	A	Valparaiso	6 8	
								92	A	Indiana St.	2 3	
								92	A	Indiana St.	5 1	
								92	A	Indiana St.	5 6	
								95	A	Illinois	1 7	
								95	H	Illinois	3 8	
								102	N	Ohio St.	5 4	
								142	H	Milwaukee	3 4	
								142	H	Milwaukee	1 4	
								142	H	Milwaukee	5 8	
								151	N	Indiana	1 14	
								168	A	FIU	6 11	
								173	H	Xavier	5 11	
								173	H	Xavier	6 5	
								173	H	Xavier	1 12	
								222	A	Belmont	10 13	
								222	A	Belmont	5 7	
								222	A	Belmont	23 5	
								236	A	SIUE	9 3	
								252	N	Northwestern	10 4	
								265	N	Central Mich.	13 7	
								266	N	Western Mich.	2 1	
								269	H	Eastern Ill.	1 2	
								275	A	Saint Louis	4 5	
								280	N	Butler	9 2	
<hr/>												
LAST 15 GAMES												
				236	A	SIUE	9 3	86	A	Valparaiso	6 8	
				92	A	Indiana St.	2 3	173	H	Xavier	5 11	
				92	A	Indiana St.	5 6	173	H	Xavier	6 5	
				92	A	Indiana St.	5 1					
				95	A	Illinois	1 7					

Non-Div. I Games:

Illinois St.

58 H Dallas Baptist	1	7
58 H Dallas Baptist	2	7

I
l
l
i
n
o
i
s
s
t
.

I
l
l
i
n
o
i
s
s
t
.

Average RPI Win: 171		WON-LOST	WINNING	LAST 15	STRENGTH OF		OPP. STRENGTH	TEAM	ADJ		CONF.	ADJ CONF.
Average RPI Loss: 132		RECORD	PCT. RANK	GAMES	SCHEDULE		OF SCHEDULE	RPI	RPI		RPI	RPI
DIV. I ONLY		10-26-0	.27778	271	4-11-0		190	141	248		6	6
DIV. I NON-CONF.		8-16-0	.33333	236	3-1-0		292	122	275		6	6
TOTALS		RPI 1-25	RPI 26-50		W-L RECORDS		RPI 51-100		RPI 101-150		RPI 150+	
10-26-0		0-0-0	0-3-0		OVERALL		1-6-0		4-8-0		5-9-0	
2-7-0		0-0-0	0-3-0		HOME		0-3-0		1-0-0		1-1-0	
6-14-0		0-0-0	0-0-0		AWAY		1-2-0		1-6-0		4-6-0	
2-5-0		0-0-0	0-0-0		NEUTRAL		0-1-0		2-2-0		0-2-0	
8-16-0		0-0-0	0-0-0		NON-CONFERENCE		0-1-0		3-6-0		5-9-0	
2-1-0		0-0-0	0-0-0		HOME		0-0-0		1-0-0		1-1-0	
4-10-0		0-0-0	0-0-		AWAY		0-0-0		0-4-0		4-6-0	
2-5-0		0-0-0	0-0-0		NEUTRAL		0-1-0		2-2-0		0-2-0	
2-10-0		0-0-0	0-3-0		CONFERENCE		1-5-0		1-2-0		0-0-0	
0-6-0		0-0-0	0-3-0		HOME		0-3-0		0-0-0		0-0-0	
2-4-0		0-0-0	0-0-0		AWAY		1-2-0		1-2-0		0-0-0	
0-0-0		0-0-0	0-0-0		NEUTRAL		0-0-0		0-0-0		0-0-0	
RPI S	Opponent	Score	RPI S	Opponent	Score	RPI S	Opponent	Score	RPI S	Opponent	Score	
			27 H	Michigan	3 12	77 A	Nebraska	11 3	102 A	Ohio St.	4 5	
			27 H	Michigan	9 11	77 A	Nebraska	7 8	102 A	Ohio St.	2 5	
			27 H	Michigan	4 10	77 A	Nebraska	2 3	102 A	Ohio St.	6 5	
						78 N	Boston College	3 6	119 A	Cincinnati	0 1	
						87 H	Penn St.	3 11	119 A	Cincinnati	5 6	
						87 H	Penn St.	2 8	119 A	Cincinnati	3 10	
						87 H	Penn St.	2 4	134 H	Bradley	5 1	
									139 N	Nevada	6 10	
									139 N	Nevada	2 11	
									139 N	Nevada	4 2	
									139 N	Nevada	5 1	
									141 A	Miami (OH)	4 5	
									176 A	Pacific	14 5	
									176 A	Pacific	3 1	
									176 A	Pacific	3 7	
									176 A	Pacific	3 7	
									186 A	San Diego St.	10 15	
									186 A	San Diego St.	6 11	
									186 A	San Diego St.	13 7	
									188 A	Ill.-Chicago	2 11	
									188 H	Ill.-Chicago	0 7	
									246 A	Northern Ky.	1 7	
									251 N	Illinois St.	4 10	
									280 N	Butler	9 10	
									291 A	Chicago St.	12 10	
									291 H	Chicago St.	11 5	
LAST 15 GAMES			291 A	Chicago St.	12 10	77 A	Nebraska	2 3	251 N	Illinois St.	4 10	
			87 H	Penn St.	3 11	188 H	Ill.-Chicago	0 7	280 N	Butler	9 10	
			87 H	Penn St.	2 8	27 H	Michigan	9 11	291 A	Chicago St.	12 10	
			87 H	Penn St.	2 4				291 H	Chicago St.	11 5	
			134 H	Bradley	5 1							

Non-Div. I Games: Saint Leo 3 5

Northwestern

77 A Nebraska	11	3
77 A Nebraska	7	8

N
o
r
t
h
w
e
s
t
e
r
n

N
o
r
t
h
w
e
s
t
e
r
n

[illegible]

Non-Div. I Games:

Army West Point

249	H	Bucknell	3	2
249	H	Bucknell	2	4

RPI	S	Opponent	Score	
254	H	Siena	6	13
272	N	Massachusetts	2	6
272	N	Massachusetts	10	3
272	N	Massachusetts	6	5

Army West Point

A
r
m
y
W
e
s
t
P
o
i
n
t

A
r
m
y
W
e
s
t
P
o
i
n
t

Average RPI Win: 207		WON-LOST RECORD	WINNING PCT. RANK		LAST 15 GAMES	STRENGTH OF SCHEDULE	OPP. STRENGTH OF SCHEDULE	TEAM RPI	ADJ RPI		CONF. RPI	ADJ CONF. RPI
Average RPI Loss: 179												
DIV. I ONLY		12-22-0	.35294	243	8-7-0	268	234	254	.44024	254	27	27
DIV. I NON-CONF.		5-17-0	.22727	275	2-4-0	268	217	277	.41945	274	26	26
<hr/>												
TOTALS		RPI 1-25		RPI 26-50		W-L RECORDS		RPI 51-100		RPI 101-150		RPI 150+
12-22-0		0-0-0		0-0-0		OVERALL		1-7-0		0-0-0		11-15-0
3-5-0		0-0-0		0-0-0		HOME		0-0-0		0-0-0		3-5-0
9-17-0		0-0-0		0-0-0		AWAY		1-7-0		0-0-0		8-10-0
0-0-0		0-0-0		0-0-0		NEUTRAL		0-0-0		0-0-0		0-0-0
5-17-0		0-0-0		0-0-0		NON-CONFERENCE		1-7-0		0-0-0		4-10-0
0-2-0		0-0-0		0-0-0		HOME		0-0-0		0-0-0		0-2-0
5-15-0		0-0-0		0-0-		AWAY		1-7-0		0-0-0		4-8-0
0-0-0		0-0-0		0-0-0		NEUTRAL		0-0-0		0-0-0		0-0-0
7-5-0		0-0-0		0-0-0		CONFERENCE		0-0-0		0-0-0		7-5-0
3-3-0		0-0-0		0-0-0		HOME		0-0-0		0-0-0		3-3-0
4-2-0		0-0-0		0-0-0		AWAY		0-0-0		0-0-0		4-2-0
0-0-0		0-0-0		0-0-0		NEUTRAL		0-0-0		0-0-0		0-0-0
RPI	S	Opponent	Score	RPI	S	Opponent	Score	RPI	S	Opponent	Score	
								92	A	Indiana St.	3	12
								92	A	Indiana St.	3	10
								92	A	Indiana St.	3	2
								97	A	Morehead St.	7	24
								97	A	Morehead St.	4	11
								100	A	UCF	0	15
								100	A	UCF	9	10
								100	A	UCF	2	11

Non-Div. I Games:

Siena

227 H Quinnipiac	8	7
227 H Quinnipiac	0	7

S
i
e
n
a

S
i
e
n
a

Average RPI Win: 193		WON-LOST RECORD		WINNING PCT. RANK		LAST 15 GAMES		STRENGTH OF SCHEDULE		OPP. STRENGTH OF SCHEDULE		TEAM RPI		ADJ RPI		CONF. RPI		ADJ CONF. RPI				
DIV. I ONLY		6-27-0		.18182 297		2-13-0		73		238		255		.4402 255		6 6						
DIV. I NON-CONF.		5-16-0		.2381 273		1-2-0		157		245		258		.43796 257		6 6						
TOTALS		RPI 1-25		RPI 26-50		W-L RECORDS		RPI 51-100		RPI 101-150		RPI 150+										
6-27-0		0-4-0		1-3-0		OVERALL		0-7-0		1-1-0		4-12-0										
2-7-0		0-1-0		1-2-0		HOME		0-3-0		1-0-0		0-1-0										
2-17-0		0-3-0		0-1-0		AWAY		0-4-0		0-1-0		2-8-0										
2-3-0		0-0-0		0-0-0		NEUTRAL		0-0-0		0-0-0		2-3-0										
5-16-0		0-4-0		0-1-0		NON-CONFERENCE		0-1-0		1-1-0		4-9-0										
1-2-0		0-1-0		0-0-0		HOME		0-0-0		1-0-0		0-1-0										
2-11-0		0-3-0		0-0-		AWAY		0-1-0		0-1-0		2-5-0										
2-3-0		0-0-0		0-0-0		NEUTRAL		0-0-0		0-0-0		2-3-0										
1-11-0		0-0-0		1-2-0		CONFERENCE		0-6-0		0-0-0		0-3-0										
1-5-0		0-0-0		1-2-0		HOME		0-3-0		0-0-0		0-0-0										
0-6-0		0-0-0		0-0-0		AWAY		0-3-0		0-0-0		0-3-0										
0-0-0		0-0-0		0-0-0		NEUTRAL		0-0-0		0-0-0		0-0-0										
RPI	S	Opponent		Score		RPI	S	Opponent		Score		RPI	S	Opponent		Score						
2	H	Louisville		4	9	30	A	Georgia Tech		2	5	77	H	Nebraska		5	9	138	A	Ball St.	8	9
24	A	California		5	15	49	H	Michigan St.		3	5	77	H	Nebraska		6	11	138	H	Ball St.	9	2
24	A	California		0	10	49	H	Michigan St.		5	2	77	H	Nebraska		8	9	151	A	Indiana	6	7
24	A	California		0	4	49	H	Michigan St.		0	11	87	A	Penn St.		1	3	151	A	Indiana	2	3
												87	A	Penn St.		2	7	151	A	Indiana	9	10
												87	A	Penn St.		6	7	169	H	Eastern Mich.	5	6
												92	A	Indiana St.		1	4	182	A	Kennesaw St.	2	5
																		190	A	Kansas	1	8
																		221	A	Georgia St.	5	3
																		226	N	North Dakota	5	0
																		242	N	Ohio	5	4
																		242	N	Ohio	4	6
																		242	N	Ohio	2	9
																		275	N	Saint Louis	2	3
																		281	A	ETSU	2	4
																		281	A	ETSU		6
																		281	A	ETSU	8	9
																		281	A	ETSU	2	8
LAST 15 GAMES																						
138 H Ball St.						9	2	151 A Indiana						9	10							
49 H Michigan St.						5	2	92 A Indiana St.						1	4							
49 H Michigan St.						3	5	87 A Penn St.						6	7							
49 H Michigan St.						0	11															
169 H Eastern Mich.						5	6															

Non-Div. I Games:

Purdue

151 A Indiana	6	7
151 A Indiana	2	3

P
u
r
d
u
e

P
u
r
d
u
e

Average RPI Win: 214		WON-LOST RECORD	WINNING PCT. RANK	LAST 15 GAMES	STRENGTH OF SCHEDULE	OPP. STRENGTH OF SCHEDULE	TEAM RPI	ADJ RPI	CONF. RPI	ADJ CONF. RPI	
Average RPI Loss: 140											
DIV. I ONLY		11-19-0	.36667 235	6-9-0	248	202	256	.44011 256	23	23	
DIV. I NON-CONF.		6-12-0	.33333 236	1-2-0	211	160	226	.45879 225	21	21	
<hr/>											
TOTALS		RPI 1-25	RPI 26-50		W-L RECORDS		RPI 51-100		RPI 101-150		RPI 150+
11-19-0		0-0-0	0-2-0		OVERALL		1-4-0		0-5-0		10-8-0
5-7-0		0-0-0	0-0-0		HOME		0-2-0		0-1-0		5-4-0
5-10-0		0-0-0	0-0-0		AWAY		1-2-0		0-4-0		4-4-0
1-2-0		0-0-0	0-2-0		NEUTRAL		0-0-0		0-0-0		1-0-0
6-12-0		0-0-0	0-2-0		NON-CONFERENCE		1-2-0		0-5-0		5-3-0
1-3-0		0-0-0	0-0-0		HOME		0-0-0		0-1-0		1-2-0
4-7-0		0-0-0	0-0-		AWAY		1-2-0		0-4-0		3-1-0
1-2-0		0-0-0	0-2-0		NEUTRAL		0-0-0		0-0-0		1-0-0
5-7-0		0-0-0	0-0-0		CONFERENCE		0-2-0		0-0-0		5-5-0
4-4-0		0-0-0	0-0-0		HOME		0-2-0		0-0-0		4-2-0
1-3-0		0-0-0	0-0-0		AWAY		0-0-0		0-0-0		1-3-0
0-0-0		0-0-0	0-0-0		NEUTRAL		0-0-0		0-0-0		0-0-0
RPI S	Opponent	Score	RPI S	Opponent	Score	RPI S	Opponent	Score	RPI S	Opponent	Score
			33 N	Notre Dame	6 7	79 H	Princeton	9 11	101 A	Marshall	0 14
			45 N	Alabama	0 2	79 H	Princeton	7 25	101 A	Marshall	0 2
						100 A	UCF	4 6	101 A	Marshall	2 7
						100 A	UCF	0 2	101 A	Marshall	2 3
						100 A	UCF	15 5	137 H	Rhode Island	6 10
									160 H	UMass Lowell	8 9
									199 H	Cornell	4 2
									199 H	Cornell	7 6
									205 A	Holy Cross	11 12
									205 A	Holy Cross	3 0
									205 H	Holy Cross	2 1
									205 H	Holy Cross	0 9
									212 A	Columbia	2 10
									212 A	Columbia	3 7
									229 H	Dartmouth	2 0
									229 H	Dartmouth	0 15
									229 H	Dartmouth	3 4
									229 H	Dartmouth	4 2
									235 A	Penn	8 5
									235 A	Penn	1 3
									249 N	Bucknell	2 0
									254 A	Siena	10 2
									254 A	Siena	7 5
LAST 15 GAMES											
			160 H	UMass Lowell	8 9	79 H	Princeton	9 11			
			229 H	Dartmouth	2 0	199 H	Cornell	7 6			
			229 H	Dartmouth	0 15	199 H	Cornell	4 2			
			229 H	Dartmouth	3 4						
			229 H	Dartmouth	4 2						

Non-Div. I Games:

Brown

137	H	Rhode Island	6	10
79	H	Princeton	7	25

B
r
o
w
n

B
r
o
w
n

Average RPI Win: 230		WON-LOST	WINNING	LAST 15	STRENGTH OF	OPP. STRENGTH	TEAM	ADJ	CONF.	ADJ CONF.		
Average RPI Loss: 165		RECORD	PCT. RANK	GAMES	SCHEDULE	OF SCHEDULE	RPI	RPI	RPI	RPI		
DIV. I ONLY		14-15-0	.48276	162	10-5-0	286	185	257	.43844	257	24	24
DIV. I NON-CONF.		8-12-0	.4	204	4-2-0	271	179	266	.43126	266	25	25
<hr/>												
TOTALS		RPI 1-25	RPI 26-50		W-L RECORDS	RPI 51-100		RPI 101-150		RPI 150+		
14-15-0	0-1-0		1-2-0		OVERALL	0-0-0		0-1-0		13-11-0		
11-5-0	0-0-0		0-0-0		HOME	0-0-0		0-0-0		11-5-0		
3-10-0	0-1-0		1-2-0		AWAY	0-0-0		0-1-0		2-6-0		
0-0-0	0-0-0		0-0-0		NEUTRAL	0-0-0		0-0-0		0-0-0		
<hr/>												
8-12-0	0-1-0		1-2-0		NON-CONFERENCE	0-0-0		0-1-0		7-8-0		
7-3-0	0-0-0		0-0-0		HOME	0-0-0		0-0-0		7-3-0		
1-9-0	0-1-0		1-0-		AWAY	0-0-0		0-1-0		0-5-0		
0-0-0	0-0-0		0-0-0		NEUTRAL	0-0-0		0-0-0		0-0-0		
<hr/>												
6-3-0	0-0-0		0-0-0		CONFERENCE	0-0-0		0-0-0		6-3-0		
4-2-0	0-0-0		0-0-0		HOME	0-0-0		0-0-0		4-2-0		
2-1-0	0-0-0		0-0-0		AWAY	0-0-0		0-0-0		2-1-0		
0-0-0	0-0-0		0-0-0		NEUTRAL	0-0-0		0-0-0		0-0-0		
<hr/>												
RPI S	Opponent	Score	RPI S	Opponent	Score	RPI S	Opponent	Score	RPI S	Opponent	Score	
22 A	TCU	0 13	50 A	Lamar	1 4				130 A	Texas	5 7	
			50 A	Lamar	7 3				152 H	New Mexico St.	9 3	
			50 A	Lamar	1 4				152 H	New Mexico St.	3 12	
									152 H	New Mexico St.	3 7	
									163 H	Texas St.	4 3	
									167 H	Washington St.	3 1	
									178 H	Houston Baptist	2 6	
									183 A	Abilene Christian	5 6	
									183 A	Abilene Christian	2 7	
									183 A	Abilene Christian	2 5	
									183 A	Abilene Christian	1 3	
									226 H	North Dakota	8 4	
									226 H	North Dakota	12 2	
									226 H	North Dakota	2 1	
									228 H	A&M-Corpus Christi	3 6	
									228 H	A&M-Corpus Christi	2 9	
									267 A	Incarnate Word	5 6	
									267 H	Incarnate Word	4 3	
									284 H	Jackson St.	11 4	
									284 H	Jackson St.	10 4	
									291 A	Chicago St.	7 12	
									291 A	Chicago St.	9 2	
									291 A	Chicago St.	7 1	
									295 H	Prairie View	7 6	
									295 H	Prairie View	11 9	
<hr/>												
			LAST 15 GAMES									
			130 A	Texas	5 7	267 H	Incarnate Word	4 3				
			226 H	North Dakota	8 4	152 H	New Mexico St.	3 7				
			226 H	North Dakota	12 2	152 H	New Mexico St.	3 12				
			226 H	North Dakota	2 1							
			291 A	Chicago St.	7 1							




Non-Div. I Games: Arlington Baptist 11 1 Arlington Baptist 5 0 Arlington Baptist 13 0

UTRGV

291 A Chicago St.	9	2
291 A Chicago St.	7	12

U
T
R
G
V

U
T
R
G
V

 Tie,  Loss,  Non-Conf, S Site, H Home, A Away, N Neutral Page 515

207	H	George Washington	2	10
201	H	James Madison	8	4

RPI	S	Opponent	Score	
223	N	Harvard	6	5
285	A	George Mason	3	10
286	A	Norfolk St.	6	3
286	A	Norfolk St.	7	12
286	A	Norfolk St.	7	13
292	A	Delaware St.	8	1
298	H	Mt. St. Mary's	8	7
299	H	Coppin St.	8	7

Average RPI Win:	238	WON-LOST	WINNING	LAST 15	STRENGTH OF	OPP. STRENGTH	TEAM	ADJ	CONF.	ADJ CONF.	
Average RPI Loss:	191	RECORD	PCT. RANK	GAMES	SCHEDULE	OF SCHEDULE	RPI	RPI	RPI	RPI	
DIV. I ONLY	20-19-0	.51282	145	8-6-0	287	242	260	.43632	259	31	31
DIV. I NON-CONF.	11-11-0	.5	147	5-3-0	272	188	239	.44995	239	32	32
<hr/>											
TOTALS	RPI 1-25	RPI 26-50		W-L RECORDS		RPI 51-100		RPI 101-150		RPI 150+	
20-19-0	0-0-0	0-1-0		OVERALL		1-3-0		2-3-0		17-12-0	
14-10-0	0-0-0	0-0-0		HOME		1-3-0		1-0-0		12-7-0	
6-9-0	0-0-0	0-1-0		AWAY		0-0-0		1-3-0		5-5-0	
0-0-0	0-0-0	0-0-0		NEUTRAL		0-0-0		0-0-0		0-0-0	
11-11-0	0-0-0	0-1-0		NON-CONFERENCE		1-3-0		2-0-0		8-7-0	
8-6-0	0-0-0	0-0-0		HOME		1-3-0		1-0-0		6-3-0	
3-5-0	0-0-0	0-0-		AWAY		0-0-0		1-0-0		2-4-0	
0-0-0	0-0-0	0-0-0		NEUTRAL		0-0-0		0-0-0		0-0-0	
9-8-0	0-0-0	0-0-0		CONFERENCE		0-0-0		0-3-0		9-5-0	
6-4-0	0-0-0	0-0-0		HOME		0-0-0		0-0-0		6-4-0	
3-4-0	0-0-0	0-0-0		AWAY		0-0-0		0-3-0		3-1-0	
0-0-0	0-0-0	0-0-0		NEUTRAL		0-0-0		0-0-0		0-0-0	
RPI	S	Opponent	Score	RPI	S	Opponent	Score	RPI	S	Opponent	Score
				46	A	Duke	0 3	81	H	High Point	14 1
								97	H	Morehead St.	2 4
								97	H	Morehead St.	1 4
								97	H	Morehead St.	4 24

Non-Div. I Games: Virginia St. 14 4

N.C. Central

283	A	UNC Asheville	6	2
283	A	UNC Asheville	5	6

RPI	S	Opponent	Score	
289	H	Savannah St.	9	5
290	A	N.C. A&T	7	4
290	A	N.C. A&T	8	6
290	A	N.C. A&T	2	15
290	H	N.C. A&T	4	3
290	H	N.C. A&T	8	0
290	H	N.C. A&T	8	4

Average RPI Win:		251	WON-LOST RECORD		WINNING PCT. RANK		LAST 15 GAMES		STRENGTH OF SCHEDULE		OPP. STRENGTH OF SCHEDULE		TEAM RPI		ADJ RPI		CONF. RPI		ADJ CONF. RPI	
Average RPI Loss:		149																		
DIV. I ONLY			10-21-0		.32258 259		5-10-0		232		244		261		.4362 260		28		28	
DIV. I NON-CONF.			6-15-0		.28571 256		1-4-0		259		230		259		.43756 258		28		28	
TOTALS		RPI 1-25		RPI 26-50		W-L RECORDS		RPI 51-100		RPI 101-150		RPI 150+								
10-21-0		0-3-0		0-2-0		OVERALL		0-3-0		1-2-0		9-11-0								
4-6-0		0-0-0		0-0-0		HOME		0-0-0		0-0-0		4-6-0								
6-14-0		0-3-0		0-2-0		AWAY		0-3-0		1-2-0		5-4-0								
0-1-0		0-0-0		0-0-0		NEUTRAL		0-0-0		0-0-0		0-1-0								
6-15-0		0-3-0		0-0-0		NON-CONFERENCE		0-3-0		1-2-0		5-7-0								
0-2-0		0-0-0		0-0-0		HOME		0-0-0		0-0-0		0-2-0								
6-12-0		0-3-0		0-0-		AWAY		0-3-0		1-2-0		5-4-0								
0-1-0		0-0-0		0-0-0		NEUTRAL		0-0-0		0-0-0		0-1-0								
4-6-0		0-0-0		0-2-0		CONFERENCE		0-0-0		0-0-0		4-4-0								
4-4-0		0-0-0		0-0-0		HOME		0-0-0		0-0-0		4-4-0								
0-2-0		0-0-0		0-2-0		AWAY		0-0-0		0-0-0		0-0-0								
0-0-0		0-0-0		0-0-0		NEUTRAL		0-0-0		0-0-0		0-0-0								
RPI	S	Opponent		Score		RPI	S	Opponent		Score		RPI	S	Opponent		Score				
23	A	Fla. Atlantic		3	4	38	A	Bryant		1	5	100	A	UCF		3	4			
23	A	Fla. Atlantic		1	5	38	A	Bryant		1	3	100	A	UCF		7	12			
23	A	Fla. Atlantic		2	17							100	A	UCF		2	5			
														117 A Seton Hall		1	6			
														117 A Seton Hall		0	10			
														117 A Seton Hall		6	3			
														159 H Stony Brook		1	8			
														165 H Sacred Heart		0	8			
														165 H Sacred Heart		0	5			
														165 H Sacred Heart		0	11			
														165 H Sacred Heart		2	5			
														244 H Wagner		9	1			
														244 H Wagner		5	2			
														244 H Wagner		4	1			
														244 H Wagner		5	3			
														264 H NYIT		3	4			
														267 A Incarnate Word		2	8			
														267 A Incarnate Word		4	7			
														267 A Incarnate Word		10	7			
														268 N Maine		2	3			
														285 A George Mason		11	2			
														285 A George Mason		10	7			
														285 A George Mason		8	9			
														289 A Savannah St.		11	3			
														289 A Savannah St.		2	3			
														289 A Savannah St.		4	3			
						LAST 15 GAMES														
						117	A	Seton Hall		6	3	244	H	Wagner		9	1			
						117	A	Seton Hall		1	6	38	A	Bryant		1	5			
						117	A	Seton Hall		0	10	38	A	Bryant		1	3			
						159	H	Stony Brook		1	8									
						244	H	Wagner		4	1									

Non-Div. I Games:

LIU Brooklyn

244 H Wagner	5	2
244 H Wagner	5	3

L
I
U
B
r
o
o
k
l
y
n

L
I
U
B
r
o
o
k
l
y
n

Average RPI Win:	188	WON-LOST RECORD	WINNING PCT. RANK	LAST 15 GAMES	STRENGTH OF SCHEDULE	OPP. STRENGTH OF SCHEDULE	TEAM RPI	ADJ RPI	CONF. RPI	ADJ CONF. RPI	
DIV. I ONLY		9-22-0	.29032 266	5-8-0	151	270	258	.4358 261	22	22	
DIV. I NON-CONF.		2-14-0	.125 292	0-1-0	105	275	276	.41772 276	22	22	
<hr/>											
TOTALS	RPI 1-25	RPI 26-50		W-L RECORDS		RPI 51-100		RPI 101-150		RPI 150+	
9-22-0	0-0-0	0-0-0		OVERALL		1-4-0		0-7-0		8-11-0	
5-7-0	0-0-0	0-0-0		HOME		1-2-0		0-0-0		4-5-0	
2-13-0	0-0-0	0-0-0		AWAY		0-2-0		0-7-0		2-4-0	
2-2-0	0-0-0	0-0-0		NEUTRAL		0-0-0		0-0-0		2-2-0	
<hr/>											
2-14-0	0-0-0	0-0-0		NON-CONFERENCE		0-2-0		0-7-0		2-5-0	
0-0-0	0-0-0	0-0-0		HOME		0-0-0		0-0-0		0-0-0	
0-12-0	0-0-0	0-0-		AWAY		0-2-0		0-7-0		0-3-0	
2-2-0	0-0-0	0-0-0		NEUTRAL		0-0-0		0-0-0		2-2-0	
<hr/>											
7-8-0	0-0-0	0-0-0		CONFERENCE		1-2-0		0-0-0		6-6-0	
5-7-0	0-0-0	0-0-0		HOME		1-2-0		0-0-0		4-5-0	
2-1-0	0-0-0	0-0-0		AWAY		0-0-0		0-0-0		2-1-0	
0-0-0	0-0-0	0-0-0		NEUTRAL		0-0-0		0-0-0		0-0-0	
<hr/>											
RPI S	Opponent	Score	RPI S	Opponent	Score	RPI S	Opponent	Score	RPI S	Opponent	Score
						68 H	Oral Roberts	9 4	110 A	Arkansas	3 9
						68 H	Oral Roberts	0 6	110 A	Arkansas	2 3
						68 H	Oral Roberts	1 11	110 A	Arkansas	0 3
						84 A	Missouri St.	3 15	127 A	Southern Ill.	1 4
						84 A	Missouri St.	4 13	127 A	Southern Ill.	0 9
									127 A	Southern Ill.	0 9
									134 A	Bradley	3 6
									166 H	North Dakota St.	7 6
									166 H	North Dakota St.	9 4
									166 H	North Dakota St.	1 3
									198 A	Omaha	1 6
									198 A	Omaha	10 2
									198 A	Omaha	3 2
									200 H	South Dakota St.	3 2
									200 H	South Dakota St.	3 11
									200 H	South Dakota St.	2 0
									206 A	Tennessee Tech	5 6
									206 A	Tennessee Tech	12 13
									206 A	Tennessee Tech	3 6
									246 N	Northern Ky.	4 7
			246 N	Northern Ky.	4 5						
			LAST 15 GAMES			246 N	Northern Ky.	16 11			
						246 N	Northern Ky.	8 6			
						248 H	IPFW	1 8	248 H	IPFW	1 8
						248 H	IPFW	5 11	248 H	IPFW	1 9
						248 H	IPFW	1 9	248 H	IPFW	1 9
						68 H	Oral Roberts	1 11			
						68 H	Oral Roberts	0 6			

Western Ill.

68	H	Oral Roberts	9	4
134	A	Bradley	3	6

W
e
s
t
e
r
n
I
l
l
.

W
e
s
t
e
r
n
I
l
l
.

Average RPI Win:	227	WON-LOST	WINNING	LAST 15	STRENGTH OF	OPP. STRENGTH	TEAM	ADJ	CONF.	ADJ CONF.	
Average RPI Loss:	145	RECORD	PCT. RANK	GAMES	SCHEDULE	OF SCHEDULE	RPI	RPI	RPI	RPI	
DIV. I ONLY	14-21-0	.4	220	7-8-0	228	255	262	.43505	262	19	19
DIV. I NON-CONF.	11-18-0	.37931	215	4-5-0	219	247	251	.4429	251	19	19
<hr/>											
TOTALS	RPI 1-25	RPI 26-50		W-L RECORDS		RPI 51-100		RPI 101-150		RPI 150+	
14-21-0	0-1-0	0-0-0		OVERALL		1-8-0		0-2-0		13-10-0	
10-8-0	0-0-0	0-0-0		HOME		0-3-0		0-0-0		10-5-0	
2-9-0	0-1-0	0-0-0		AWAY		0-3-0		0-2-0		2-3-0	
2-4-0	0-0-0	0-0-0		NEUTRAL		1-2-0		0-0-0		1-2-0	
11-18-0	0-1-0	0-0-0		NON-CONFERENCE		1-8-0		0-2-0		10-7-0	
7-5-0	0-0-0	0-0-0		HOME		0-3-0		0-0-0		7-2-0	
2-9-0	0-1-0	0-0-		AWAY		0-3-0		0-2-0		2-3-0	
2-4-0	0-0-0	0-0-0		NEUTRAL		1-2-0		0-0-0		1-2-0	
3-3-0	0-0-0	0-0-0		CONFERENCE		0-0-0		0-0-0		3-3-0	
3-3-0	0-0-0	0-0-0		HOME		0-0-0		0-0-0		3-3-0	
0-0-0	0-0-0	0-0-0		AWAY		0-0-0		0-0-0		0-0-0	
0-0-0	0-0-0	0-0-0		NEUTRAL		0-0-0		0-0-0		0-0-0	
RPI	S	Opponent	Score	RPI	S	Opponent	Score	RPI	S	Opponent	Score
9	A	Florida St.	10 11					66	A	Houston	1 13
								66	A	Houston	0 4
								66	A	Houston	3 10
								69	H	Hartford	1 2
								69	H	Hartford	0 8
								69	H	Hartford	1 11
								78	N	Boston College	10 11
								92	N	Indiana St.	6 5
								95	N	Illinois	2 4
											</

Non-Div. I Games:

Villanova

280	H	Butler	9	1
124	A	Saint Joseph's	0	8

V
i
l
l
a
n
o
v
a

V
i
l
l
a
n
o
v
a

Average RPI Win:		148	WON-LOST RECORD		WINNING PCT. RANK		LAST 15 GAMES		STRENGTH OF SCHEDULE		OPP. STRENGTH OF SCHEDULE		TEAM RPI		ADJ RPI		CONF. RPI		ADJ CONF. RPI				
Average RPI Loss:		119																					
DIV. I ONLY		7-27-0		.20588 293		2-13-0		83		188		263		.435 263		24		24					
DIV. I NON-CONF.		5-18-0		.21739 276		0-4-0		45		166		236		.45179 236		25		25					
TOTALS		RPI 1-25		RPI 26-50		W-L RECORDS		RPI 51-100		RPI 101-150		RPI 150+											
7-27-0		0-1-0		0-4-0		OVERALL		0-7-0		4-7-0		3-8-0											
5-15-0		0-1-0		0-1-0		HOME		0-4-0		2-3-0		3-6-0											
2-9-0		0-0-0		0-0-0		AWAY		0-3-0		2-4-0		0-2-0											
0-3-0		0-0-0		0-3-0		NEUTRAL		0-0-0		0-0-0		0-0-0											
5-18-0		0-1-0		0-4-0		NON-CONFERENCE		0-7-0		2-3-0		3-3-0											
3-11-0		0-1-0		0-1-0		HOME		0-4-0		0-2-0		3-3-0											
2-4-0		0-0-0		0-0-		AWAY		0-3-0		2-1-0		0-0-0											
0-3-0		0-0-0		0-3-0		NEUTRAL		0-0-0		0-0-0		0-0-0											
2-9-0		0-0-0		0-0-0		CONFERENCE		0-0-0		2-4-0		0-5-0											
2-4-0		0-0-0		0-0-0		HOME		0-0-0		2-1-0		0-3-0											
0-5-0		0-0-0		0-0-0		AWAY		0-0-0		0-3-0		0-2-0											
0-0-0		0-0-0		0-0-0		NEUTRAL		0-0-0		0-0-0		0-0-0											
RPI	S	Opponent		Score		RPI	S	Opponent		Score		RPI	S	Opponent		Score		RPI	S	Opponent		Score	
7	H	UC Santa Barbara		4	10	35	N	Northwestern St.		7	9	54	A	Arizona		1	4	105	A	CSUN		8	5
						36	N	St. Mary's (CA)		7	10	65	A	Fresno St.		4	6	105	A	CSUN		5	3
						36	N	St. Mary's (CA)		4	10	96	H	Oklahoma		4	6	105	H	CSUN		5	7
						48	H	Cal St. Fullerton		3	8	96	H	Oklahoma		3	6	107	A	Seattle		4	10
												96	H	Oklahoma		7	10	107	A	Seattle		3	6
												96	H	Oklahoma		0	13	107	A	Seattle		3	7
												99	A	Cal Poly		4	8	116	A	UC Irvine		6	9
																		116	H	UC Irvine		6	7
																		147	H	Sacramento St.		4	2
																		147	H	Sacramento St.		3	6
																		147	H	Sacramento St.		4	3
																		157	H	St. John's (NY)		10	4
																		157	H	St. John's (NY)		4	3
																		157	H	St. John's (NY)		4	5
																		170	H	Grand Canyon		6	9
																		170	H	Grand Canyon		4	9
																		170	H	Grand Canyon		3	9
																		215	H	UC Riverside		8	2
																		215	H	UC Riverside		4	8
																		215	H	UC Riverside		3	7
																		271	A	Northern Colo.		2	9
																		271	A	Northern Colo.		3	6
LAST 15 GAMES																							
						48	H	Cal St. Fullerton		3	8	170	H	Grand Canyon		6	9						
						271	A	Northern Colo.		2	9	170	H	Grand Canyon		4	9						
						271	A	Northern Colo.		3	6	170	H	Grand Canyon		3	9						
						116	H	UC Irvine		6	7												
						147	H	Sacramento St.		4	2												

Non-Div. I Games:

CSU Bakersfield

147 H Sacramento St.	3	6
147 H Sacramento St.	4	3

C
S
U
B
a
k
e
r
s
f
i
e
l
d

C
S
U
B
a
k
e
r
s
f
i
e
l
d

Average RPI Win: 228		WON-LOST	WINNING	LAST 15	STRENGTH OF	OPP. STRENGTH	TEAM	ADJ	CONF.	ADJ CONF.						
Average RPI Loss: 209		RECORD	PCT. RANK	GAMES	SCHEDULE	OF SCHEDULE	RPI	RPI	RPI	RPI						
DIV. I ONLY		14-18-0	.4375	195	7-8-0	278	283	264	.43455	264	30	30				
DIV. I NON-CONF.		14-18-0	.4375	184	7-8-0	276	295	263	.43455	263	30	30				
<hr/>																
TOTALS		RPI 1-25		RPI 26-50		W-L RECORDS		RPI 51-100		RPI 101-150		RPI 150+				
14-18-0		0-0-0		0-0-0		OVERALL		1-1-0		0-0-0		13-17-0				
5-6-0		0-0-0		0-0-0		HOME		0-0-0		0-0-0		5-6-0				
6-10-0		0-0-0		0-0-0		AWAY		0-0-0		0-0-0		6-10-0				
3-2-0		0-0-0		0-0-0		NEUTRAL		1-1-0		0-0-0		2-1-0				
14-18-0		0-0-0		0-0-0		NON-CONFERENCE		1-1-0		0-0-0		13-17-0				
5-6-0		0-0-0		0-0-0		HOME		0-0-0		0-0-0		5-6-0				
6-10-0		0-0-0		0-0-		AWAY		0-0-0		0-0-0		6-10-0				
3-2-0		0-0-0		0-0-0		NEUTRAL		1-1-0		0-0-0		2-1-0				
0-0-0		0-0-0		0-0-0		CONFERENCE		0-0-0		0-0-0		0-0-0				
0-0-0		0-0-0		0-0-0		HOME		0-0-0		0-0-0		0-0-0				
0-0-0		0-0-0		0-0-0		AWAY		0-0-0		0-0-0		0-0-0				
0-0-0		0-0-0		0-0-0		NEUTRAL		0-0-0		0-0-0		0-0-0				
RPI	S	Opponent		Score	RPI	S	Opponent		Score	RPI	S	Opponent		Score		
							79	N	Princeton	2	1					
							87	N	Penn St.	2	15					
												157	A	St. John's (NY)	6	15
												157	H	St. John's (NY)	1	8
												159	A	Stony Brook	1	5
												160	A	UMass Lowell	7	1
												160	A	UMass Lowell	4	6
												160	A	UMass Lowell	0	8
												160	A	UMass Lowell	8	2
												195	A	Richmond	1	9
												204	H	Albany (NY)	4	0
												204	H	Albany (NY)	3	0
												204	H	Albany (NY)	2	5
												204	H	Albany (NY)	2	7
												209	A	Manhattan	6	7
												209	H	Manhattan	4	6
												211	H	Fordham	5	4
												213	H	Hofstra	1	3
												235	H	Penn	6	5
												260	A	LIU Brooklyn	4	3
												268	A	Maine	5	8
												268	A	Maine	4	2
												268	A	Maine	1	4
												268	A	Maine	9	4
												273	A	Fairleigh Dickinson	1	11
												273	A	Fairleigh Dickinson	6	3
												273	H	Fairleigh Dickinson	9	0
												273	H	Fairleigh Dickinson	0	1
												274	A	Lehigh	5	10
					LAST 15 GAMES											

Non-Div. I Games:

NYIT

268	A	Maine	9	4
157	H	St. John's (NY)	1	8

RPI	S	Opponent	Score	
299	N	Coppin St.	4	10
299	N	Coppin St.	5	2
299	N	Coppin St.	14	7

NYIT

NYIT

NYIT

Average RPI Win: 208		WON-LOST	WINNING	LAST 15	STRENGTH OF		OPP. STRENGTH	TEAM	ADJ	CONF.	ADJ CONF.
Average RPI Loss: 129		RECORD	PCT. RANK	GAMES	SCHEDULE		OF SCHEDULE	RPI	RPI	RPI	RPI
DIV. I ONLY		7-28-0	.2	294	3-11-0		114	226	265	.43441	265
DIV. I NON-CONF.		3-21-0	.125	292	0-5-0		109	184	273	.424	272
TOTALS		RPI 1-25	RPI 26-50		W-L RECORDS		RPI 51-100		RPI 101-150		RPI 150+
7-28-0	0-0-0	0-4-0		OVERALL		0-6-0		2-8-0		5-10-0	
2-5-0	0-0-0	0-0-0		HOME		0-0-0		2-4-0		0-1-0	
2-16-0	0-0-0	0-2-0		AWAY		0-3-0		0-3-0		2-8-0	
3-7-0	0-0-0	0-2-0		NEUTRAL		0-3-0		0-1-0		3-1-0	
3-21-0	0-0-0	0-4-0		NON-CONFERENCE		0-6-0		0-4-0		3-7-0	
0-0-0	0-0-0	0-0-0		HOME		0-0-0		0-0-0		0-0-0	
0-14-0	0-0-0	0-0-		AWAY		0-3-0		0-3-0		0-6-0	
3-7-0	0-0-0	0-2-0		NEUTRAL		0-3-0		0-1-0		3-1-0	
4-7-0	0-0-0	0-0-0		CONFERENCE		0-0-0		2-4-0		2-3-0	
2-5-0	0-0-0	0-0-0		HOME		0-0-0		2-4-0		0-1-0	
2-2-0	0-0-0	0-0-0		AWAY		0-0-0		0-0-0		2-2-0	
0-0-0	0-0-0	0-0-0		NEUTRAL		0-0-0		0-0-0		0-0-0	
RPI S	Opponent	Score	RPI S	Opponent	Score	RPI S	Opponent	Score	RPI S	Opponent	Score
			27 A	Michigan	7 9	60 N	Tennessee	1 20	104 H	Kent St.	2 5
			36 N	St. Mary's (CA)	4 15	78 N	Boston College	3 9	104 H	Kent St.	13 10
			49 A	Michigan St.	1 4	84 A	Missouri St.	1 7	104 H	Kent St.	5 17
			49 N	Michigan St.	3 7	84 A	Missouri St.	0 2	110 A	Arkansas	1 6
						84 A	Missouri St.	1 9	110 A	Arkansas	3 4
						95 N	Illinois	4 9	110 A	Arkansas	4 9
									124 N	Saint Joseph's	2 5
									138 H	Ball St.	7 10
									138 H	Ball St.	2 4
									138 H	Ball St.	7 3
									166 N	North Dakota St.	11 4
									170 A	Grand Canyon	1 3
									170 A	Grand Canyon	4 5
									171 A	Stetson	3 4
									173 A	Xavier	4 7
									173 A	Xavier	0 5
									173 A	Xavier	5 8
									233 A	Northern Ill.	6 9
									233 A	Northern Ill.	2 3
									233 A	Northern Ill.	7 6
									251 N	Illinois St.	7 13
									262 N	Villanova	9 5
									276 A	Bowling Green	10 5
									276 H	Bowling Green	0 4
									280 N	Butler	8 3
LAST 15 GAMES			138 H	Ball St.	2 4	84 A	Missouri St.	1 7	276 A	Bowling Green	10 5
			138 H	Ball St.	7 10	84 A	Missouri St.	1 9	276 H	Bowling Green	0 4
			138 H	Ball St.	7 3	84 A	Missouri St.	0 2	280 N	Butler	8 3
			49 N	Michigan St.	3 7						
			233 A	Northern Ill.	2 3						

Non-Div. I Games: Saginaw Valley 7 4

Central Mich.

233 A Northern Ill.	7	6
233 A Northern Ill.	6	9

C
e
n
t
r
a
l
M
i
c
h
.

C
e
n
t
r
a
l
M
i
c
h
.

Average RPI Win:	224	WON-LOST RECORD	WINNING PCT. RANK	LAST 15 GAMES	STRENGTH OF SCHEDULE	OPP. STRENGTH OF SCHEDULE	TEAM RPI	ADJ RPI	CONF. RPI	ADJ CONF. RPI	
DIV. I ONLY		9-23-0	.28125 268	4-11-0	203	264	266	.43253 266	25	25	
DIV. I NON-CONF.		3-16-0	.15789 287	2-4-0	242	221	288	.39746 288	24	24	
<hr/>											
TOTALS	RPI 1-25	RPI 26-50		W-L RECORDS		RPI 51-100		RPI 101-150		RPI 150+	
9-23-0	0-0-0	0-1-0		OVERALL		0-1-0		2-11-0		7-10-0	
3-3-0	0-0-0	0-0-0		HOME		0-1-0		0-0-0		3-2-0	
4-16-0	0-0-0	0-1-0		AWAY		0-0-0		1-9-0		3-6-0	
2-4-0	0-0-0	0-0-0		NEUTRAL		0-0-0		1-2-0		1-2-0	
<hr/>											
3-16-0	0-0-0	0-1-0		NON-CONFERENCE		0-1-0		1-6-0		2-8-0	
0-1-0	0-0-0	0-0-0		HOME		0-1-0		0-0-0		0-0-0	
1-11-0	0-0-0	0-0-		AWAY		0-0-0		0-4-0		1-6-0	
2-4-0	0-0-0	0-0-0		NEUTRAL		0-0-0		1-2-0		1-2-0	
<hr/>											
6-7-0	0-0-0	0-0-0		CONFERENCE		0-0-0		1-5-0		5-2-0	
3-2-0	0-0-0	0-0-0		HOME		0-0-0		0-0-0		3-2-0	
3-5-0	0-0-0	0-0-0		AWAY		0-0-0		1-5-0		2-0-0	
0-0-0	0-0-0	0-0-0		NEUTRAL		0-0-0		0-0-0		0-0-0	
<hr/>											
RPI S	Opponent	Score	RPI S	Opponent	Score	RPI S	Opponent	Score	RPI S	Opponent	Score
			30 A	Georgia Tech	0 13	86 H	Valparaiso	4 8	104 A	Kent St.	5 4
									104 A	Kent St.	7 9
									104 A	Kent St.	2 13
									108 A	Middle Tenn.	2 3
									124 N	Saint Joseph's	8 17
									134 N	Bradley	5 16
									134 N	Bradley	6 3
									138 A	Ball St.	3 13
									138 A	Ball St.	2 7
									138 A	Ball St.	1 21
									143 A	Florida A&M	1 2
									143 A	Florida A&M	5 12
									143 A	Florida A&M	0 9
									158 N	Georgetown	12 5
									166 N	North Dakota St.	2 4
									182 A	Kennesaw St.	4 7
									221 A	Georgia St.	2 3
									222 A	Belmont	1 3
									230 A	Lipscomb	0 1
									233 H	Northern Ill.	3 17
									233 H	Northern Ill.	15 12
									233 H	Northern Ill.	2 5
					LAST 15 GAMES				251 N	Illinois St.	1 2
					233 H Northern Ill.	15 12			276 A	Bowling Green	11 0
					233 H Northern Ill.	3 17			276 A	Bowling Green	3 2
					233 H Northern Ill.	2 5			276 H	Bowling Green	6 5
					86 H Valparaiso	4 8			276 H	Bowling Green	1 0
					138 A Ball St.	3 13					

Non-Div. I Games:

Western Mich.

Western Mich.

138 A Ball St.	1	21
138 A Ball St.	2	7

Through Games Of April 19, 2016

RPI	S	Opponent	Score	
280	A	Butler	2	0
280	A	Butler	3	7
291	A	Chicago St.	3	6

Western Mich.

W
e
s
t
e
r
n
M
i
c
h
.

W
e
s
t
e
r
n
M
i
c
h
.

I
n
c
a
r
n
a
t
e
W
o
r
d

Incarnate Word

219 H Nicholls St.	3	8
219 H Nicholls St.	7	5

I
n
c
a
r
n
a
t
e
W
o
r
d

I
n
c
a
r
n
a
t
e
W
o
r
d

Maine

Average RPI Win: 196		WON-LOST	WINNING	LAST 15	STRENGTH OF	OPP. STRENGTH	TEAM	ADJ	CONF.	ADJ CONF.							
Average RPI Loss: 171		RECORD	PCT. RANK	GAMES	SCHEDULE	OF SCHEDULE	RPI	RPI	RPI	RPI							
DIV. I ONLY		9-23-0	.28125	268	4-9-0	172	251	268	.432	268	20	20					
DIV. I NON-CONF.		7-17-0	.29167	255	2-3-0	176	256	249	.44442	249	20	20					
<hr/>																	
TOTALS		RPI 1-25		RPI 26-50		W-L RECORDS		RPI 51-100		RPI 101-150		RPI 150+					
9-23-0		1-3-0		0-0-0		OVERALL		0-0-0		0-3-0		8-17-0					
4-6-0		0-0-0		0-0-0		HOME		0-0-0		0-3-0		4-3-0					
3-10-0		1-3-0		0-0-0		AWAY		0-0-0		0-0-0		2-6-0					
2-7-0		0-0-0		0-0-0		NEUTRAL		0-0-0		0-0-0		2-7-0					
7-17-0		1-3-0		0-0-0		NON-CONFERENCE		0-0-0		0-0-0		6-14-0					
2-2-0		0-0-0		0-0-0		HOME		0-0-0		0-0-0		2-2-0					
3-8-0		1-3-0		0-0-		AWAY		0-0-0		0-0-0		2-5-0					
2-7-0		0-0-0		0-0-0		NEUTRAL		0-0-0		0-0-0		2-7-0					
2-6-0		0-0-0		0-0-0		CONFERENCE		0-0-0		0-3-0		2-3-0					
2-4-0		0-0-0		0-0-0		HOME		0-0-0		0-3-0		2-1-0					
0-2-0		0-0-0		0-0-0		AWAY		0-0-0		0-0-0		0-2-0					
0-0-0		0-0-0		0-0-0		NEUTRAL		0-0-0		0-0-0		0-0-0					
RPI	S	Opponent		Score		RPI	S	Opponent		Score		RPI	S	Opponent		Score	
3	A	Miami (FL)		2	6					146	H	Binghamton		0	2		
11	A	Clemson		2	19					146	H	Binghamton		1	8		
11	A	Clemson		4	3					146	H	Binghamton		1	6		
11	A	Clemson		4	9					152	A	New Mexico St.		3	7		
										152	A	New Mexico St.		2	3		
										152	A	New Mexico St.		13	3		
										152	A	New Mexico St.		3	1		
										159	A	Stony Brook		1	2		
										159	A	Stony Brook		0	11		
										166	N	North Dakota St.		3	4		
										171	A	Stetson		1	5		
										171	A	Stetson		6	7		
										171	A	Stetson		4	6		
										193	H	UMBC		1	3		
										193	H	UMBC		7	5		
										193	H	UMBC		6	3		
										217	N	St. Bonaventure		2	9		
										217	N	St. Bonaventure		3	4		
										229	N	Dartmouth		2	4		
										249	N	Bucknell		3	6		
										260	N	LIU Brooklyn		3	2		
										264	H	NYIT		4	9		
										264	H	NYIT		4	1		
										264	H	NYIT		8	5		
										264	H	NYIT		2	4		
										272	N	Massachusetts		1	10		
										272	N	Massachusetts		3	5		
<hr/>																	
Non-Div. I Games: Thomas (ME)																	
8 4 Me.-Presque Isle 11 0 Maine																	

264	H	NYIT	2	4
264	H	NYIT	4	9

RPI	S	Opponent	Score	
274	N	Lehigh	11	6

Maine

M
a
i
n
e

M
a
i
n
e

Average RPI Win: 203		WON-LOST	WINNING	LAST 15	STRENGTH OF		OPP. STRENGTH	TEAM	ADJ	CONF.	ADJ CONF.
Average RPI Loss: 124		RECORD	PCT. RANK	GAMES	SCHEDULE		OF SCHEDULE	RPI	RPI	RPI	RPI
DIV. I ONLY		4-31-0	.11429	300	2-13-0		93	189	270	.42904	269
DIV. I NON-CONF.		3-17-0	.15	289	1-3-0		190	98	267	.43116	267
TOTALS		RPI 1-25	RPI 26-50		W-L RECORDS		RPI 51-100		RPI 101-150		RPI 150+
4-31-0		0-4-0	0-0-0		OVERALL		0-11-0		1-3-0		3-13-0
0-6-0		0-0-0	0-0-0		HOME		0-3-0		0-0-0		0-3-0
4-24-0		0-4-0	0-0-0		AWAY		0-7-0		1-3-0		3-10-0
0-1-0		0-0-0	0-0-0		NEUTRAL		0-1-0		0-0-0		0-0-0
3-17-0		0-4-0	0-0-0		NON-CONFERENCE		0-2-0		1-3-0		2-8-0
0-0-0		0-0-0	0-0-0		HOME		0-0-0		0-0-0		0-0-0
3-16-0		0-4-0	0-0-		AWAY		0-1-0		1-3-0		2-8-0
0-1-0		0-0-0	0-0-0		NEUTRAL		0-1-0		0-0-0		0-0-0
1-14-0		0-0-0	0-0-0		CONFERENCE		0-9-0		0-0-0		1-5-0
0-6-0		0-0-0	0-0-0		HOME		0-3-0		0-0-0		0-3-0
1-8-0		0-0-0	0-0-0		AWAY		0-6-0		0-0-0		1-2-0
0-0-0		0-0-0	0-0-0		NEUTRAL		0-0-0		0-0-0		0-0-0
RPI S	Opponent	Score	RPI S	Opponent	Score	RPI S	Opponent	Score	RPI S	Opponent	Score
13 A	Vanderbilt	1 9				55 A	Southeast Mo. St.	1 15	110 A	Arkansas	2 5
21 A	Southern Miss.	4 6				55 A	Southeast Mo. St.	11 12	110 A	Arkansas	10 8
21 A	Southern Miss.	1 6				55 A	Southeast Mo. St.	7 20	110 A	Arkansas	2 3
21 A	Southern Miss.	1 18				67 A	Austin Peay	3 6	127 A	Southern Ill.	2 10
						67 A	Austin Peay	3 5	161 A	Central Ark.	2 4
						67 A	Austin Peay	6 13	161 A	Central Ark.	1 9
						70 H	Jacksonville St.	3 10	161 A	Central Ark.	3 4
						70 H	Jacksonville St.	4 6	161 A	Central Ark.	5 6
						70 H	Jacksonville St.	3 4	206 H	Tennessee Tech	6 8
						95 A	Illinois	7 9	206 H	Tennessee Tech	3 5
						95 N	Illinois	4 5	206 H	Tennessee Tech	3 8
									210 A	Memphis	1 2
									210 A	Memphis	0 23
									210 A	Memphis	10 9
									230 A	Lipscomb	9 16
									241 A	Murray St.	11 31
									241 A	Murray St.	4 9
									241 A	Murray St.	9 3
									251 A	Illinois St.	2 1
									275 A	Saint Louis	0 2
LAST 15 GAMES											
95 N	Illinois	4 5	206 H	Tennessee Tech	3 8						
55 A	Southeast Mo. St.	7 20	95 A	Illinois	7 9						
55 A	Southeast Mo. St.	11 12	241 A	Murray St.	9 3						
55 A	Southeast Mo. St.	1 15									
127 A	Southern Ill.	2 10									

Non-Div. I Games: Robert Morris-Peoria 14 0

Eastern Ill.

206 H Tennessee Tech	6	8
206 H Tennessee Tech	3	5

E
a
s
t
e
r
n
I
l
l
.

E
a
s
t
e
r
n
I
l
l
.

[illegible]

Non-Div. I Games:

UC Davis

197 H Hawaii	0	5
197 H Hawaii	5	6

U
C
D
a
v
i
s

U
C
D
a
v
i
s

[illegible]

Non-Div. I Games: Regis (CO)

9 4 Colorado Mesa

4 13

Colorado Mesa

4 7

Northern Colo.

153	A	Utah Valley	2	4
156	H	Air Force	4	14

N
o
r
t
h
e
r
n
C
o
l
o
.

N
o
r
t
h
e
r
n
C
o
l
o
.

Average RPI Win:	204	WON-LOST RECORD	WINNING PCT. RANK	LAST 15 GAMES	STRENGTH OF SCHEDULE	OPP. STRENGTH OF SCHEDULE	TEAM RPI	ADJ RPI	CONF. RPI	ADJ CONF. RPI		
DIV. I ONLY		8-17-0	.32	261	5-10-0	238	266	272	.42733	272	26	26
DIV. I NON-CONF.		6-10-0	.375	217	3-3-0	289	241	282	.4164	281	27	27
<hr/>												
TOTALS	RPI 1-25	RPI 26-50		W-L RECORDS		RPI 51-100		RPI 101-150		RPI 150+		
8-17-0	0-0-0	0-0-0		OVERALL		1-2-0		1-3-0		6-12-0		
2-5-0	0-0-0	0-0-0		HOME		1-1-0		0-3-0		1-1-0		
3-8-0	0-0-0	0-0-0		AWAY		0-1-0		1-0-0		2-7-0		
3-4-0	0-0-0	0-0-0		NEUTRAL		0-0-0		0-0-0		3-4-0		
6-10-0	0-0-0	0-0-0		NON-CONFERENCE		1-2-0		1-0-0		4-8-0		
2-2-0	0-0-0	0-0-0		HOME		1-1-0		0-0-0		1-1-0		
1-4-0	0-0-0	0-0-		AWAY		0-1-0		1-0-0		0-3-0		
3-4-0	0-0-0	0-0-0		NEUTRAL		0-0-0		0-0-0		3-4-0		
2-7-0	0-0-0	0-0-0		CONFERENCE		0-0-0		0-3-0		2-4-0		
0-3-0	0-0-0	0-0-0		HOME		0-0-0		0-3-0		0-0-0		
2-4-0	0-0-0	0-0-0		AWAY		0-0-0		0-0-0		2-4-0		
0-0-0	0-0-0	0-0-0		NEUTRAL		0-0-0		0-0-0		0-0-0		
RPI	S	Opponent	Score	RPI	S	Opponent	Score	RPI	S	Opponent	Score	
						73 H UConn	9 5			124 H Saint Joseph's	1 6	
						78 A Boston College	1 2			124 H Saint Joseph's	1 3	
						78 H Boston College	5 11			124 H Saint Joseph's	7 17	
										150 A Northeastern	3 2	
										180 A Davidson	7 1	
										180 A Davidson	4 5	
										180 A Davidson	2 10	
										205 H Holy Cross	3 6	
										217 A St. Bonaventure	3 7	
										217 A St. Bonaventure	3 5	
										217 A St. Bonaventure	3 2	
										223 N Harvard	1 5	
										223 N Harvard	5 9	
										225 H Central Conn. St.	6 5	
										245 A Charleston So.	8 12	
										245 A Charleston So.	1 3	
										245 A Charleston So.	2 7	
										253 N Army West Point	6 2	
										253 N Army West Point	3 10	
										253 N Army West Point	5 6	
										268 N Maine	10 1	
										268 N Maine	5 3	
				LAST 15 GAMES								
						73 H UConn	9 5			217 A St. Bonaventure	3 5	
						124 H Saint Joseph's	7 17			217 A St. Bonaventure	3 2	
						124 H Saint Joseph's	1 6			78 H Boston College	5 11	
						124 H Saint Joseph's	1 3					
						78 A Boston College	1 2					

Non-Div. I Games:

Massachusetts

225	H	Central Conn. St.	6	5
217	A	St. Bonaventure	3	7

M
a
s
s
a
c
h
u
s
e
t
t
s

M
a
s
s
a
c
h
u
s
e
t
t
s

Average RPI Win:	261	WON-LOST RECORD	WINNING PCT. RANK	LAST 15 GAMES	STRENGTH OF SCHEDULE	OPP. STRENGTH OF SCHEDULE	TEAM RPI	ADJ RPI	CONF. RPI	ADJ CONF. RPI					
Average RPI Loss:	193														
DIV. I ONLY		18-18-0	.5	147	7-8-0	290	298	273	.42714	273	28	28			
DIV. I NON-CONF.		10-11-0	.47619	164	2-2-0	295	299	271	.42564	271	28	28			
<hr/>															
TOTALS	RPI 1-25	RPI 26-50		W-L RECORDS		RPI 51-100		RPI 101-150		RPI 150+					
18-18-0	0-0-0	1-3-0		OVERALL		0-0-0		0-3-0		17-12-0					
8-7-0	0-0-0	1-3-0		HOME		0-0-0		0-0-0		7-4-0					
9-9-0	0-0-0	0-0-0		AWAY		0-0-0		0-3-0		9-6-0					
1-2-0	0-0-0	0-0-0		NEUTRAL		0-0-0		0-0-0		1-2-0					
10-11-0	0-0-0	0-0-0		NON-CONFERENCE		0-0-0		0-3-0		10-8-0					
4-3-0	0-0-0	0-0-0		HOME		0-0-0		0-0-0		4-3-0					
5-6-0	0-0-0	0-0-		AWAY		0-0-0		0-3-0		5-3-0					
1-2-0	0-0-0	0-0-0		NEUTRAL		0-0-0		0-0-0		1-2-0					
8-7-0	0-0-0	1-3-0		CONFERENCE		0-0-0		0-0-0		7-4-0					
4-4-0	0-0-0	1-3-0		HOME		0-0-0		0-0-0		3-1-0					
4-3-0	0-0-0	0-0-0		AWAY		0-0-0		0-0-0		4-3-0					
0-0-0	0-0-0	0-0-0		NEUTRAL		0-0-0		0-0-0		0-0-0					
RPI	S	Opponent	Score	RPI	S	Opponent	Score	RPI	S	Opponent	Score				
				38	H	Bryant	1 19			131	A Longwood	3 6			
				38	H	Bryant	10 3			131	A Longwood	3 5			
				38	H	Bryant	9 11			131	A Longwood	3 4			
				38	H	Bryant	2 6			157	H St. John's (NY)	1 16			
										165	A Sacred Heart	0 2			
										165	A Sacred Heart	6 9			
										165	A Sacred Heart	5 4			
										213	H Hofstra	1 4			
										240	A Lafayette	7 6			
										247	A NJIT	3 14			
										254	H Siena	10 6			
										264	A NYIT	1 0			
										264	A NYIT	0 9			
										264	H NYIT	11 1			
										264	H NYIT	3 6			
										274	A Lehigh	6 5			
										274	A Lehigh	5 4			
										274	H Lehigh	10 6			
										274	H Lehigh	7 0			
										294	N UMES	7 5			
										294	N UMES	4 6			
										294	N UMES	1 5			
				LAST 15 GAMES						294	N UMES	1 5			
				247	A	NJIT	3 14	38	H	Bryant	1 19	298	A	Mt. St. Mary's	1 0
				298	A	Mt. St. Mary's	1 0	38	H	Bryant	9 11	298	A	Mt. St. Mary's	2 5
				298	A	Mt. St. Mary's	2 5	38	H	Bryant	10 3	298	A	Mt. St. Mary's	4 1
				298	A	Mt. St. Mary's	4 1					298	A	Mt. St. Mary's	17 2
				298	A	Mt. St. Mary's	17 2					298	H	Mt. St. Mary's	4 3

Non-Div. I Games:

Fairleigh Dickinson

299	A	Coppin St.	35	24
299	A	Coppin St.	8	15

RPI	S	Opponent	Score	
298	H	Mt. St. Mary's	9	4
298	H	Mt. St. Mary's	6	13
298	H	Mt. St. Mary's	6	0
299	A	Coppin St.	35	24
299	A	Coppin St.	8	15

Fairleigh Dickinson

F
a
i
r
l
e
i
g
h
D
i
c
k
i
n
s
o
n

F
a
i
r
l
e
i
g
h
D
i
c
k
i
n
s
o
n

Average RPI Win:	243	WON-LOST RECORD	WINNING PCT. RANK	LAST 15 GAMES		STRENGTH OF SCHEDULE	OPP. STRENGTH OF SCHEDULE	TEAM RPI	ADJ RPI	CONF. RPI	ADJ CONF. RPI	
DIV. I ONLY		14-24-0	.36842	232	5-10-0	259	287	274	.42629	274	29	29
DIV. I NON-CONF.		11-15-0	.42308	196	2-1-0	282	296	270	.42639	270	29	29
<hr/>												
TOTALS	RPI 1-25	RPI 26-50		W-L RECORDS		RPI 51-100		RPI 101-150		RPI 150+		
14-24-0	0-0-0	0-0-0		OVERALL		0-0-0		0-4-0		14-20-0		
6-7-0	0-0-0	0-0-0		HOME		0-0-0		0-0-0		6-7-0		
6-14-0	0-0-0	0-0-0		AWAY		0-0-0		0-3-0		6-11-0		
2-3-0	0-0-0	0-0-0		NEUTRAL		0-0-0		0-1-0		2-2-0		
11-15-0	0-0-0	0-0-0		NON-CONFERENCE		0-0-0		0-4-0		11-11-0		
5-4-0	0-0-0	0-0-0		HOME		0-0-0		0-0-0		5-4-0		
4-8-0	0-0-0	0-0-		AWAY		0-0-0		0-3-0		4-5-0		
2-3-0	0-0-0	0-0-0		NEUTRAL		0-0-0		0-1-0		2-2-0		
3-9-0	0-0-0	0-0-0		CONFERENCE		0-0-0		0-0-0		3-9-0		
1-3-0	0-0-0	0-0-0		HOME		0-0-0		0-0-0		1-3-0		
2-6-0	0-0-0	0-0-0		AWAY		0-0-0		0-0-0		2-6-0		
0-0-0	0-0-0	0-0-0		NEUTRAL		0-0-0		0-0-0		0-0-0		
RPI	S	Opponent	Score	RPI	S	Opponent	Score	RPI	S	Opponent	Score	
								101	A	Marshall	6 12	
								101	A	Marshall	4 6	
								101	A	Marshall	2 4	
								134	N	Bradley	1 2	
								164	H	Delaware	16 7	
								174	A	Navy	0 3	
								174	A	Navy	9 2	
								174	A	Navy	3 10	
								174	A	Navy	0 3	
								205	H	Holy Cross	4 5	
								205	H	Holy Cross	3 12	
								205	H	Holy Cross	5 4	
								205	H	Holy Cross	1 6	
								209	A	Manhattan	2 10	
								209	A	Manhattan	6 4	
								209	H	Manhattan	0 2	
								229	N	Dartmouth	15 7	
								229	N	Dartmouth	5 4	
								229	N	Dartmouth	4 5	
								234	A	Rider	9 10	
								234	H	Rider	9 8	
				LAST 15 GAMES				235	H	Penn	4 11	
				174	A	Navy	3 10	205	H	Holy Cross	3 12	
				174	A	Navy	0 3	205	H	Holy Cross	4 5	
				174	A	Navy	9 2	299	H	Coppin St.	10 4	
				174	A	Navy	0 3					
				234	H	Rider	9 8					
								249	A	Bucknell	3 4	
								249	A	Bucknell	2 11	
								249	A	Bucknell	10 1	
								249	A	Bucknell	5 7	
								262	A	Villanova	6 8	

Non-Div. I Games:

Lehigh

205 H Holy Cross	5	4
205 H Holy Cross	1	6

RPI	S	Opponent	Score	
264	H	NYIT	10	5
268	N	Maine	6	11
273	A	Fairleigh Dickinson	6	10
273	A	Fairleigh Dickinson	0	7
273	H	Fairleigh Dickinson	5	6
273	H	Fairleigh Dickinson	4	5
286	A	Norfolk St.	10	3
286	A	Norfolk St.	7	2
286	A	Norfolk St.	7	6
293	H	Saint Peter's	6	3
299	H	Coppin St.	10	4

Lehigh

L
e
h
i
g
h

L
e
h
i
g
h

Average RPI Win:	265	WON-LOST	WINNING	LAST 15	STRENGTH OF	OPP. STRENGTH	TEAM	ADJ	CONF.	ADJ CONF.		
Average RPI Loss:	137	RECORD	PCT. RANK	GAMES	SCHEDULE	OF SCHEDULE	RPI	RPI	RPI	RPI		
DIV. I ONLY		15-22-0	.40541	217	5-10-0	279	192	275	.4258	275	26	26
DIV. I NON-CONF.		8-20-0	.28571	256	0-8-0	283	171	292	.38809	292	27	27
<hr/>												
TOTALS	RPI 1-25	RPI 26-50		W-L RECORDS		RPI 51-100		RPI 101-150		RPI 150+		
15-22-0	0-0-0	0-4-0		OVERALL		0-6-0		0-3-0		15-9-0		
10-4-0	0-0-0	0-0-0		HOME		0-1-0		0-0-0		10-3-0		
4-8-0	0-0-0	0-0-0		AWAY		0-4-0		0-0-0		4-4-0		
1-10-0	0-0-0	0-4-0		NEUTRAL		0-1-0		0-3-0		1-2-0		
8-20-0	0-0-0	0-4-0		NON-CONFERENCE		0-6-0		0-3-0		8-7-0		
7-4-0	0-0-0	0-0-0		HOME		0-1-0		0-0-0		7-3-0		
0-6-0	0-0-0	0-0-		AWAY		0-4-0		0-0-0		0-2-0		
1-10-0	0-0-0	0-4-0		NEUTRAL		0-1-0		0-3-0		1-2-0		
7-2-0	0-0-0	0-0-0		CONFERENCE		0-0-0		0-0-0		7-2-0		
3-0-0	0-0-0	0-0-0		HOME		0-0-0		0-0-0		3-0-0		
4-2-0	0-0-0	0-0-0		AWAY		0-0-0		0-0-0		4-2-0		
0-0-0	0-0-0	0-0-0		NEUTRAL		0-0-0		0-0-0		0-0-0		
RPI	S	Opponent	Score	RPI	S	Opponent	Score	RPI	S	Opponent	Score	
34	N	BYU	0 5	55	H	Southeast Mo. St.	3 10	106	N	Missouri	3 5	
34	N	BYU	7 21	84	A	Missouri St.	4 15	129	N	Arkansas St.	2 9	
34	N	BYU	7 11	95	A	Illinois	4 6	129	N	Arkansas St.	4 5	
34	N	BYU	3 11	95	A	Illinois	1 3	190	A	Kansas	3 5	
				95	A	Illinois	2 6	195	A	Richmond	13 7	
				97	N	Morehead St.	1 4	195	A	Richmond	3 5	
								195	A	Richmond	2 4	
								198	N	Omaha	2 16	
								226	N	North Dakota	2 7	
								236	A	SIUE	8 9	
								236	H	SIUE	1 6	
								237	A	Dayton	5 3	
								237	A	Dayton	5 1	
								237	A	Dayton	7 2	
								241	H	Murray St.	1 9	
								251	H	Illinois St.	5 4	
								255	N	Purdue	3 2	
								269	H	Eastern Ill.	2 0	
								280	H	Butler	9 4	
								280	H	Butler	13 12	
								280	H	Butler	6 8	
LAST 15 GAMES												
55	H	Southeast Mo. St.	3 10	195	A	Richmond	2 4	285	H	George Mason	15 0	
95	A	Illinois	2 6	195	A	Richmond	13 7	285	H	George Mason	15 6	
95	A	Illinois	1 3	84	A	Missouri St.	4 15	285	H	George Mason	3 2	
95	A	Illinois	4 6					291	H	Chicago St.	8 2	
241	H	Murray St.	1 9					291	H	Chicago St.	7 1	
								291	H	Chicago St.	7 0	

Non-Div. I Games:	Rockhurst	2	1
-------------------	-----------	---	---

Saint Louis

236	H	SIUE	1	6
195	A	Richmond	3	5

S
a
i
n
t
L
o
u
i
s

S
a
i
n
t
L
o
u
i
s

Average RPI Win:	216	WON-LOST RECORD	WINNING PCT. RANK	LAST 15 GAMES	STRENGTH OF SCHEDULE	OPP. STRENGTH OF SCHEDULE	TEAM RPI	ADJ RPI	CONF. RPI	ADJ CONF. RPI	
DIV. I ONLY	13-23-0	.36111	239	5-9-0	277	249	276	.42325	276	25	25
DIV. I NON-CONF.	8-10-0	.44444	181	1-2-0	121	276	141	.50304	141	24	24
TOTALS	RPI 1-25	RPI 26-50	W-L RECORDS		RPI 51-100	RPI 101-150	RPI 150+				
13-23-0	0-0-0	0-1-0	OVERALL		1-0-0	0-7-0	12-15-0				
4-6-0	0-0-0	0-0-0	HOME		0-0-0	0-0-0	4-6-0				
4-14-0	0-0-0	0-1-0	AWAY		1-0-0	0-6-0	3-6-0				
5-3-0	0-0-0	0-0-0	NEUTRAL		0-0-0	0-0-0	5-3-0				
8-10-0	0-0-0	0-1-0	NON-CONFERENCE		1-0-0	0-4-0	7-5-0				
0-1-0	0-0-0	0-0-0	HOME		0-0-0	0-0-0	0-1-0				
3-6-0	0-0-0	0-0-	AWAY		1-0-0	0-4-0	2-1-0				
5-3-0	0-0-0	0-0-0	NEUTRAL		0-0-0	0-0-0	5-3-0				
5-13-0	0-0-0	0-0-0	CONFERENCE		0-0-0	0-3-0	5-10-0				
4-5-0	0-0-0	0-0-0	HOME		0-0-0	0-0-0	4-5-0				
1-8-0	0-0-0	0-0-0	AWAY		0-0-0	0-3-0	1-5-0				
0-0-0	0-0-0	0-0-0	NEUTRAL		0-0-0	0-0-0	0-0-0				
RPI S	Opponent	Score	RPI S	Opponent	Score	RPI S	Opponent	Score	RPI S	Opponent	Score
			27 A	Michigan	0 5	83 A	Wright St.	7 6	107 A	Seattle	3 9
									107 A	Seattle	0 7
									107 A	Seattle	0 7
									107 A	Seattle	0 3
									141 A	Miami (OH)	5 7
									141 A	Miami (OH)	3 4
									141 A	Miami (OH)	1 5
									155 N	Alabama St.	3 11
									155 N	Alabama St.	7 4
									159 N	Stony Brook	5 4
									169 A	Eastern Mich.	4 5
									169 A	Eastern Mich.	4 8
									169 A	Eastern Mich.	0 4
									177 N	Presbyterian	6 1
									177 N	Presbyterian	5 6
									198 N	Omaha	1 10
									208 A	Elon	6 2
									231 H	Toledo	5 3
									231 H	Toledo	7 3
									231 H	Toledo	2 4
									237 H	Dayton	2 13
			LAST 15 GAMES						242 H	Ohio	5 4
			83 A	Wright St.	7 6	141 A	Miami (OH)	1 5	242 H	Ohio	5 10
			242 H	Ohio	5 10	27 A	Michigan	0 5	242 H	Ohio	6 2
			242 H	Ohio	6 2	231 H	Toledo	7 3	249 N	Appalachian St.	6 2
			242 H	Ohio	5 4				265 A	Central Mich.	4 0
			237 H	Dayton	2 13				265 H	Central Mich.	5 10

Non-Div. I Games: Findlay 5 4

Bowling Green

141	A	Miami (OH)	5	7
141	A	Miami (OH)	3	4

RPI	S	Opponent	Score	
266	A	Western Mich.	5	6
266	A	Western Mich.	0	1
266	H	Western Mich.	2	3
266	H	Western Mich.	0	11
281	A	ETSU	1	12
281	A	ETSU	7	1
289	N	Savannah St.	10	1

Bowling Green

B
o
w
l
i
n
g
G
r
e
e
n

B
o
w
l
i
n
g
G
r
e
e
n

Average RPI Win: 240		WON-LOST RECORD		WINNING PCT. RANK		LAST 15 GAMES		STRENGTH OF SCHEDULE		OPP. STRENGTH OF SCHEDULE		TEAM RPI		ADJ RPI		CONF. RPI		ADJ CONF. RPI	
DIV. I ONLY		9-26-0		.25714 278		2-12-0		159		284		277		.42317 277		21		21	
DIV. I NON-CONF.		5-12-0		.29412 254		0-2-0		235		298		283		.41547 283		23		23	
TOTALS		RPI 1-25		RPI 26-50		W-L RECORDS		RPI 51-100		RPI 101-150		RPI 150+							
9-26-0		0-3-0		0-0-0		OVERALL		1-5-0		0-1-0		8-17-0							
5-12-0		0-0-0		0-0-0		HOME		0-3-0		0-1-0		5-8-0							
4-14-0		0-3-0		0-0-0		AWAY		1-2-0		0-0-0		3-9-0							
0-0-0		0-0-0		0-0-0		NEUTRAL		0-0-0		0-0-0		0-0-0							
5-12-0		0-3-0		0-0-0		NON-CONFERENCE		0-0-0		0-1-0		5-8-0							
2-6-0		0-0-0		0-0-0		HOME		0-0-0		0-1-0		2-5-0							
3-6-0		0-3-0		0-0-		AWAY		0-0-0		0-0-0		3-3-0							
0-0-0		0-0-0		0-0-0		NEUTRAL		0-0-0		0-0-0		0-0-0							
4-14-0		0-0-0		0-0-0		CONFERENCE		1-5-0		0-0-0		3-9-0							
3-6-0		0-0-0		0-0-0		HOME		0-3-0		0-0-0		3-3-0							
1-8-0		0-0-0		0-0-0		AWAY		1-2-0		0-0-0		0-6-0							
0-0-0		0-0-0		0-0-0		NEUTRAL		0-0-0		0-0-0		0-0-0							
RPI	S	Opponent		Score		RPI	S	Opponent		Score		RPI	S	Opponent		Score			
6	A	Ole Miss		2	8					55	H	Southeast Mo. St.	6	19	123	H	Evansville	9	29
13	A	Vanderbilt		6	11					55	H	Southeast Mo. St.	6	15	206	A	Tennessee Tech	3	12
17	A	Mississippi St.		0	14					55	H	Southeast Mo. St.	2	26	206	A	Tennessee Tech	2	10
										97	A	Morehead St.	4	10	206	A	Tennessee Tech	3	5
										97	A	Morehead St.	6	4	216	H	Eastern Ky.	4	5
										97	A	Morehead St.	7	26	216	H	Eastern Ky.	20	6
															216	H	Eastern Ky.	1	16
															222	A	Belmont	7	23
															222	A	Belmont	3	7
															222	A	Belmont	8	10
															230	A	Lipscomb	4	12
															241	H	Murray St.	6	5
															241	H	Murray St.	19	6
															241	H	Murray St.	4	7
															243	H	Buffalo	5	8
															243	H	Buffalo	3	5
															243	H	Buffalo	8	15
															248	H	IPFW	3	2
															248	H	IPFW	12	7
															248	H	IPFW	5	6
															248	H	IPFW	2	4
															284	A	Jackson St.	12	2
															284	A	Jackson St.	5	8
															284	A	Jackson St.	18	9
															284	A	Jackson St.	2	9
															297	A	Alabama A&M	9	2
LAST 15 GAMES																			
				97	A	Morehead St.	7	26			222	A	Belmont	3	7				
				97	A	Morehead St.	6	4			222	A	Belmont	7	23				
				97	A	Morehead St.	4	10			222	A	Belmont	8	10				
				216	H	Eastern Ky.	1	16											
				216	H	Eastern Ky.	4	5											

Non-Div. I Games: Union (TN) 10 3

UT Martin

216	H	Eastern Ky.	20	6
17	A	Mississippi St.	0	14

U
T
M
a
r
t
i
n

U
T
M
a
r
t
i
n

Average RPI Win: 248		WON-LOST RECORD		WINNING PCT. RANK		LAST 15 GAMES		STRENGTH OF SCHEDULE		OPP. STRENGTH OF SCHEDULE		TEAM RPI		ADJ RPI		CONF. RPI		ADJ CONF. RPI	
DIV. I ONLY		7-25-0		.21875 291		3-12-0		194		274		278		.42191 278		27		27	
DIV. I NON-CONF.		5-18-0		.21739 276		1-5-0		170		259		246		.4462 246		26		26	
TOTALS		RPI 1-25		RPI 26-50		W-L RECORDS		RPI 51-100		RPI 101-150		RPI 150+							
7-25-0		0-3-0		0-0-0		OVERALL		0-1-0		0-5-0		7-16-0							
2-5-0		0-0-0		0-0-0		HOME		0-0-0		0-0-0		2-5-0							
5-20-0		0-3-0		0-0-0		AWAY		0-1-0		0-5-0		5-11-0							
0-0-0		0-0-0		0-0-0		NEUTRAL		0-0-0		0-0-0		0-0-0							
5-18-0		0-3-0		0-0-0		NON-CONFERENCE		0-1-0		0-5-0		5-9-0							
0-1-0		0-0-0		0-0-0		HOME		0-0-0		0-0-0		0-1-0							
5-17-0		0-3-0		0-0-		AWAY		0-1-0		0-5-0		5-8-0							
0-0-0		0-0-0		0-0-0		NEUTRAL		0-0-0		0-0-0		0-0-0							
2-7-0		0-0-0		0-0-0		CONFERENCE		0-0-0		0-0-0		2-7-0							
2-4-0		0-0-0		0-0-0		HOME		0-0-0		0-0-0		2-4-0							
0-3-0		0-0-0		0-0-0		AWAY		0-0-0		0-0-0		0-3-0							
0-0-0		0-0-0		0-0-0		NEUTRAL		0-0-0		0-0-0		0-0-0							
RPI	S	Opponent		Score		RPI	S	Opponent		Score		RPI	S	Opponent		Score			
25	A	UNCW		1	11							117	A	Seton Hall		4	5		
25	A	UNCW		7	19							140	A	Gardner-Webb		1	11		
25	A	UNCW		4	11							140	A	Gardner-Webb		2	4		
												140	A	Gardner-Webb		2	3		
												140	A	Gardner-Webb		8	9		
												157	H	St. John's (NY)		2	5		
												159	A	Stony Brook		4	15		
												159	A	Stony Brook		2	11		
												180	A	Davidson		1	9		
												180	A	Davidson		1	16		
												185	H	Marist		3	2		
												185	H	Marist		6	7		
												185	H	Marist		2	1		
												203	H	Fairfield		7	8		
												203	H	Fairfield		1	7		
												203	H	Fairfield		1	2		
												211	A	Fordham		2	19		
												225	A	Central Conn. St.		6	3		
												225	A	Central Conn. St.		4	5		
												227	A	Quinnipiac		3	4		
												227	A	Quinnipiac		0	2		
												227	A	Quinnipiac		2	3		
												283	A	UNC Asheville		14	4		
												283	A	UNC Asheville		10	9		
												283	A	UNC Asheville		6	5		
												290	A	N.C. A&T		7	3		
												290	A	N.C. A&T		13	14		
LAST 15 GAMES																			
227	A	Quinnipiac		2	3	159	A	Stony Brook		4	15	283	A	UNC Asheville		14	4		
227	A	Quinnipiac		3	4	185	H	Marist		6	7	283	A	UNC Asheville		10	9		
227	A	Quinnipiac		0	2	185	H	Marist		2	1	283	A	UNC Asheville		6	5		
211	A	Fordham		2	19							290	A	N.C. A&T		7	3		
203	H	Fairfield		7	8							290	A	N.C. A&T		13	14		

Non-Div. I Games:

Iona

203 H Fairfield	1	7
203 H Fairfield	1	2

RPI	S	Opponent	Score	
290	A	N.C. A&T	5	12

Iona

I
o
n
a

I
o
n
a

[illegible]

Non-Div. I Games:

Ark.-Pine Bluff

297	H	Alabama A&M	1	0
297	H	Alabama A&M	4	3

RPI	S	Opponent	Score	
297	H	Alabama A&M	5	2
297	H	Alabama A&M	4	3
297	H	Alabama A&M	1	0

Ark.-Pine Bluff

A
r
k
.
-
P
i
n
e
B
l
u
f
f

A
r
k
.
-
P
i
n
e
B
l
u
f
f

Average RPI Win: 220		WON-LOST	WINNING	LAST 15	STRENGTH OF		OPP. STRENGTH	TEAM	ADJ		CONF.	ADJ CONF.
Average RPI Loss: 167		RECORD	PCT. RANK	GAMES	SCHEDULE		OF SCHEDULE	RPI	RPI		RPI	RPI
DIV. I ONLY		8-26-0	.23529	286	2-12-0		213	246	280		19	19
DIV. I NON-CONF.		7-21-0	.25	267	1-7-0		252	258	285		19	19
TOTALS		RPI 1-25	RPI 26-50		W-L RECORDS		RPI 51-100		RPI 101-150		RPI 150+	
8-26-0		0-0-0	0-4-0		OVERALL		1-7-0		1-1-0		6-14-0	
3-3-0		0-0-0	0-0-0		HOME		0-1-0		1-1-0		2-1-0	
3-19-0		0-0-0	0-3-0		AWAY		0-6-0		0-0-0		3-10-0	
2-4-0		0-0-0	0-1-0		NEUTRAL		1-0-0		0-0-0		1-3-0	
7-21-0		0-0-0	0-1-0		NON-CONFERENCE		1-7-0		1-1-0		5-12-0	
3-3-0		0-0-0	0-0-0		HOME		0-1-0		1-1-0		2-1-0	
2-14-0		0-0-0	0-0-		AWAY		0-6-0		0-0-0		2-8-0	
2-4-0		0-0-0	0-1-0		NEUTRAL		1-0-0		0-0-0		1-3-0	
1-5-0		0-0-0	0-3-0		CONFERENCE		0-0-0		0-0-0		1-2-0	
0-0-0		0-0-0	0-0-0		HOME		0-0-0		0-0-0		0-0-0	
1-5-0		0-0-0	0-3-0		AWAY		0-0-0		0-0-0		1-2-0	
0-0-0		0-0-0	0-0-0		NEUTRAL		0-0-0		0-0-0		0-0-0	
RPI S	Opponent	Score	RPI S	Opponent	Score	RPI S	Opponent	Score	RPI S	Opponent	Score	
			41 A	Creighton	1 2	78 N	Boston College	12 10	134 H	Bradley	3 1	
			41 A	Creighton	3 4	92 A	Indiana St.	2 7	134 H	Bradley	5 9	
			41 A	Creighton	4 6	92 A	Indiana St.	9 13	151 A	Indiana	1 27	
			49 N	Michigan St.	2 9	92 H	Indiana St.	1 6	151 N	Indiana	1 2	
						94 A	Samford	1 16	237 A	Dayton	0 3	
						94 A	Samford	3 4	245 A	Charleston So.	3 7	
						94 A	Samford	1 14	245 A	Charleston So.	1 2	
						94 A	Samford	2 12	245 A	Charleston So.	4 3	
									246 A	Northern Ky.	3 8	
									248 A	IPFW	0 1	
									248 H	IPFW	4 1	
									251 N	Illinois St.	2 9	
									252 N	Northwestern	10 9	
									262 A	Villanova	2 3	
									262 A	Villanova	11 6	
									262 A	Villanova	1 9	
									265 N	Central Mich.	3 8	
									266 H	Western Mich.	7 3	
									266 H	Western Mich.	0 2	
									275 A	Saint Louis	8 6	
									275 A	Saint Louis	4 9	
									275 A	Saint Louis	12 13	
LAST 15 GAMES			41 A	Creighton	3 4	237 A	Dayton	0 3				
			41 A	Creighton	4 6	92 H	Indiana St.	1 6				
			41 A	Creighton	1 2	92 A	Indiana St.	2 7				
			248 A	IPFW	0 1							
			262 A	Villanova	2 3							

Non-Div. I Games:

Cleary

12 3

Marian (IN)

15 4

Butler

262 A Villanova	11	6
262 A Villanova	1	9

B
u
t
l
e
r

B
u
t
l
e
r

Average RPI Win: 222		WON-LOST RECORD		WINNING PCT. RANK		LAST 15 GAMES		STRENGTH OF SCHEDULE		OPP. STRENGTH OF SCHEDULE		TEAM RPI		ADJ RPI		CONF. RPI		ADJ CONF. RPI	
DIV. I ONLY		15-20-0		.42857 204		5-10-0		283		132		282		.41825 281		14		14	
DIV. I NON-CONF.		12-14-0		.46154 172		2-4-0		297		176		287		.40479 287		16		16	
TOTALS		RPI 1-25		RPI 26-50		W-L RECORDS		RPI 51-100		RPI 101-150		RPI 150+							
15-20-0		0-3-0		0-0-0		OVERALL		2-8-0		0-0-0		13-9-0							
12-13-0		0-0-0		0-0-0		HOME		1-6-0		0-0-0		11-7-0							
3-7-0		0-3-0		0-0-0		AWAY		1-2-0		0-0-0		2-2-0							
0-0-0		0-0-0		0-0-0		NEUTRAL		0-0-0		0-0-0		0-0-0							
12-14-0		0-3-0		0-0-0		NON-CONFERENCE		1-3-0		0-0-0		11-8-0							
10-9-0		0-0-0		0-0-0		HOME		1-3-0		0-0-0		9-6-0							
2-5-0		0-3-0		0-0-		AWAY		0-0-0		0-0-0		2-2-0							
0-0-0		0-0-0		0-0-0		NEUTRAL		0-0-0		0-0-0		0-0-0							
3-6-0		0-0-0		0-0-0		CONFERENCE		1-5-0		0-0-0		2-1-0							
2-4-0		0-0-0		0-0-0		HOME		0-3-0		0-0-0		2-1-0							
1-2-0		0-0-0		0-0-0		AWAY		1-2-0		0-0-0		0-0-0							
0-0-0		0-0-0		0-0-0		NEUTRAL		0-0-0		0-0-0		0-0-0							
RPI	S	Opponent		Score		RPI	S	Opponent		Score		RPI	S	Opponent		Score			
25	A	UNCW		5	15			60	H	Tennessee	2	11	172	H	Furman		6	3	
25	A	UNCW		11	16			89	A	Western Caro.	14	8	172	H	Furman		5	6	
25	A	UNCW		7	17			89	A	Western Caro.	9	15	172	H	Furman		13	9	
								89	A	Western Caro.	11	12	187	A	Winthrop		7	5	
								90	H	FGCU	10	11	189	A	Virginia Tech		0	11	
								90	H	FGCU	6	4	192	H	Radford		6	5	
								90	H	FGCU	4	7	246	H	Northern Ky.		12	21	
								98	H	Mercer	8	9	246	H	Northern Ky.		7	6	
								98	H	Mercer	5	7	246	H	Northern Ky.		2	3	
								98	H	Mercer	9	12	255	H	Purdue		8	2	
													255	H	Purdue		6	19	
													255	H	Purdue		9	8	
													255	H	Purdue		4	2	
													276	H	Bowling Green		1	7	
													276	H	Bowling Green		12	1	
													282	H	La Salle		4	9	
													282	H	La Salle		4	6	
													282	H	La Salle		6	3	
													283	A	UNC Asheville		5	7	
													283	H	UNC Asheville		9	1	
													290	A	N.C. A&T		17	5	
													290	H	N.C. A&T		15	5	
LAST 15 GAMES																			
25	A	UNCW		11	16	290	H	N.C. A&T		15	5								
25	A	UNCW		7	17	172	H	Furman		13	9								
25	A	UNCW		5	15	172	H	Furman		6	3								
283	A	UNC Asheville		5	7														
98	H	Mercer		8	9														

Non-Div. I Games:

ETSU

98 H Mercer	9	12
98 H Mercer	5	7

E
T
S
U

E
T
S
U

L
a
s
a
l
l
e

La Salle

211 H Fordham	0	9
211 H Fordham	16	4

RPI	S	Opponent	Score	
281	A	ETSU	6	4
292	A	Delaware St.	4	2
292	H	Delaware St.	6	5
293	H	Saint Peter's	3	7
293	H	Saint Peter's	1	0

La Salle

L
a
S
a
l
l
e

L
a
S
a
l
l
e

Average RPI Win:	216	WON-LOST RECORD	WINNING PCT. RANK	LAST 15 GAMES	STRENGTH OF SCHEDULE	OPP. STRENGTH OF SCHEDULE	TEAM RPI	ADJ RPI	CONF. RPI	ADJ CONF. RPI		
Average RPI Loss:	191											
DIV. I ONLY		13-25-0	.34211	250	8-7-0	267	256	284	.41096	283	16	16
DIV. I NON-CONF.		9-17-0	.34615	234	4-5-0	294	285	293	.38588	293	18	18
<hr/>												
TOTALS	RPI 1-25	RPI 26-50		W-L RECORDS		RPI 51-100		RPI 101-150		RPI 150+		
13-25-0	1-0-0	0-0-0		OVERALL		1-5-0		0-4-0		11-16-0		
7-14-0	0-0-0	0-0-0		HOME		0-4-0		0-0-0		7-10-0		
5-9-0	1-0-0	0-0-0		AWAY		1-1-0		0-4-0		3-4-0		
1-2-0	0-0-0	0-0-0		NEUTRAL		0-0-0		0-0-0		1-2-0		
9-17-0	1-0-0	0-0-0		NON-CONFERENCE		1-2-0		0-1-0		7-14-0		
5-10-0	0-0-0	0-0-0		HOME		0-1-0		0-0-0		5-9-0		
3-5-0	1-0-0	0-0-		AWAY		1-1-0		0-1-0		1-3-0		
1-2-0	0-0-0	0-0-0		NEUTRAL		0-0-0		0-0-0		1-2-0		
4-8-0	0-0-0	0-0-0		CONFERENCE		0-3-0		0-3-0		4-2-0		
2-4-0	0-0-0	0-0-0		HOME		0-3-0		0-0-0		2-1-0		
2-4-0	0-0-0	0-0-0		AWAY		0-0-0		0-3-0		2-1-0		
0-0-0	0-0-0	0-0-0		NEUTRAL		0-0-0		0-0-0		0-0-0		
RPI S	Opponent	Score	RPI S	Opponent	Score	RPI S	Opponent	Score	RPI S	Opponent	Score	
16 A	North Carolina	3 2				60 A	Tennessee	0 11	133 A	Liberty	5 6	
						60 H	Tennessee	3 7	133 A	Liberty	5 11	
						81 H	High Point	4 6	133 A	Liberty	6 7	
						81 H	High Point	0 8	135 A	Wofford	5 8	
						81 H	High Point	2 11	162 N	Monmouth	7 8	
						89 A	Western Caro.	8 0	172 A	Furman	6 8	
									177 H	Presbyterian	22 9	
									177 H	Presbyterian	7 4	
									177 H	Presbyterian	8 13	
									232 A	USC Upstate	3 9	
									232 H	USC Upstate	3 9	
									234 N	Rider	19 4	
									242 H	Ohio	5 12	
									242 H	Ohio	7 5	
									242 H	Ohio	8 14	
									245 A	Charleston So.	9 8	
									245 A	Charleston So.	7 9	
									245 A	Charleston So.	7 1	
									249 A	Appalachian St.	8 3	
									249 N	Appalachian St.	0 8	
									259 H	N.C. Central	2 5	
									259 H	N.C. Central	2 6	
									259 H	N.C. Central	6 5	
									278 H	Iona	5 6	
									278 H	Iona	4 14	
									278 H	Iona	9 10	
									281 A	ETSU	1 9	
			LAST 15 GAMES									
			89 A	Western Caro.	8 0	259 H	N.C. Central	2 5	259 H	N.C. Central	6 5	
			245 A	Charleston So.	7 9	16 A	North Carolina	3 2	278 H	Iona	5 6	
			245 A	Charleston So.	9 8	232 A	USC Upstate	3 9	278 H	Iona	4 14	
			245 A	Charleston So.	7 1				278 H	Iona	9 10	
			281 H	ETSU	7 5				281 A	ETSU	1 9	

Non-Div. I Games:

UNC Asheville

259	H	N.C. Central	2	6
259	H	N.C. Central	6	5

RPI	S	Opponent	Score	
281	H	ETSU	7	5
298	H	Mt. St. Mary's	8	5
298	H	Mt. St. Mary's	8	2
298	H	Mt. St. Mary's	1	2

UNC Asheville

U
N
C
A
s
h
e
v
i
l
l
e

U
N
C
A
s
h
e
v
i
l
l
e

Average RPI Win:	266	WON-LOST RECORD	WINNING PCT. RANK	LAST 15 GAMES	STRENGTH OF SCHEDULE	OPP. STRENGTH OF SCHEDULE	TEAM RPI	ADJ RPI	CONF. RPI	ADJ CONF. RPI							
Average RPI Loss:	187																
DIV. I ONLY		14-17-0	.45161 185	5-6-0	288	288	281	.40943 284	32	32							
DIV. I NON-CONF.		5-9-0	.35714 229	0-1-0	243	238	272	.41602 282	31	31							
<hr/>																	
TOTALS	RPI 1-25	RPI 26-50		W-L RECORDS		RPI 51-100		RPI 101-150		RPI 150+							
14-17-0	0-0-0	0-0-0		OVERALL		0-2-0		2-2-0		12-13-0							
6-8-0	0-0-0	0-0-0		HOME		0-1-0		2-1-0		4-6-0							
7-8-0	0-0-0	0-0-0		AWAY		0-1-0		0-1-0		7-6-0							
1-1-0	0-0-0	0-0-0		NEUTRAL		0-0-0		0-0-0		1-1-0							
<hr/>																	
5-9-0	0-0-0	0-0-0		NON-CONFERENCE		0-2-0		2-2-0		3-5-0							
4-4-0	0-0-0	0-0-0		HOME		0-1-0		2-1-0		2-2-0							
1-5-0	0-0-0	0-0-		AWAY		0-1-0		0-1-0		1-3-0							
0-0-0	0-0-0	0-0-0		NEUTRAL		0-0-0		0-0-0		0-0-0							
<hr/>																	
9-8-0	0-0-0	0-0-0		CONFERENCE		0-0-0		0-0-0		9-8-0							
2-4-0	0-0-0	0-0-0		HOME		0-0-0		0-0-0		2-4-0							
6-3-0	0-0-0	0-0-0		AWAY		0-0-0		0-0-0		6-3-0							
1-1-0	0-0-0	0-0-0		NEUTRAL		0-0-0		0-0-0		1-1-0							
<hr/>																	
RPI S	Opponent	Score	RPI S	Opponent	Score	RPI S	Opponent	Score	RPI S	Opponent	Score						
						57 A	New Orleans	4 13	118 A	La.-Monroe	7 10						
						61 H	Southeastern La.	8 12	143 H	Florida A&M	16 9						
						143 H	Florida A&M	2 15	143 H	Florida A&M	4 3						
						155 A	Alabama St.	2 7	155 A	Alabama St.	3 4						
						155 A	Alabama St.	1 6	155 H	Alabama St.	4 15						
						155 H	Alabama St.	4 7	155 H	Alabama St.	1 13						
						221 A	Georgia St.	5 11	221 A	Georgia St.	13 12						
						257 A	UTRGV	4 11	257 A	UTRGV	4 10						
						277 H	UT Martin	9 2	277 H	UT Martin	2 12						
						277 H	UT Martin	8 5	277 H	UT Martin	9 18						
						288 H	Alcorn	11 5	288 H	Alcorn	6 9						
						288 H	Alcorn	5 1	288 H	Alcorn	2 3						
						288 N	Alcorn	4 0	296 N	Southern U.	20 1						
						297 A	Alabama A&M	10 9	297 A	Alabama A&M	22 4						
						297 A	Alabama A&M	19 9	300 A	Mississippi Val.	19 9						
						300 A	Mississippi Val.	16 5	300 A	Mississippi Val.	19 9						
						<hr/>											
						LAST 15 GAMES			LAST 15 GAMES			LAST 15 GAMES			LAST 15 GAMES		
						288 H	Alcorn	5 1	118 A	La.-Monroe	7 10	296 N	Southern U.	4 0	297 A	Alabama A&M	20 1
						288 H	Alcorn	11 5	300 A	Mississippi Val.	19 9	297 A	Alabama A&M	10 9	297 A	Alabama A&M	22 4
288 H	Alcorn	6 9	300 A	Mississippi Val.	16 5	297 A	Alabama A&M	19 9	300 A	Mississippi Val.	19 9						
288 N	Alcorn	2 3															
155 H	Alabama St.	1 13															
<hr/>																	
Non-Div. I Games:	LeMoyne-Owen	20 3	Tougaloo	10 0	LeMoyne-Owen	23 2	Concordia (AL)	9 1	Tougaloo	Jackson St.	6 1						
	Tougaloo	8 3	Concordia (AL)	8 0	Concordia (AL)	17 1	Tougaloo	6 1									

J a c k s o n s t .

Concordia (AL)

21	0		
155	H Alabama St.	4	15
155	H Alabama St.	4	7

Jackson, S. T.

RPI	S	Opponent	Score
300	A	Mississippi Val.	16 5
300	A	Mississippi Val.	10 3

Jackson St.

Average RPI Win:	176	WON-LOST RECORD	WINNING PCT. RANK	LAST 15 GAMES	STRENGTH OF SCHEDULE	OPP. STRENGTH OF SCHEDULE	TEAM RPI	ADJ RPI	CONF. RPI	ADJ CONF. RPI		
DIV. I ONLY		11-26-0	.2973	265	5-10-0	240	196	285	.40751	285	26	26
DIV. I NON-CONF.		9-16-0	.36	225	3-1-0	184	169	254	.4413	254	27	27
<hr/>												
TOTALS	RPI 1-25	RPI 26-50		W-L RECORDS		RPI 51-100		RPI 101-150		RPI 150+		
11-26-0	0-1-0	1-4-0		OVERALL		1-2-0		2-4-0		7-15-0		
10-13-0	0-0-0	1-2-0		HOME		1-2-0		2-3-0		6-6-0		
1-12-0	0-0-0	0-2-0		AWAY		0-0-0		0-1-0		1-9-0		
0-1-0	0-1-0	0-0-0		NEUTRAL		0-0-0		0-0-0		0-0-0		
9-16-0	0-1-0	1-4-0		NON-CONFERENCE		1-2-0		1-2-0		6-7-0		
8-9-0	0-0-0	1-2-0		HOME		1-2-0		1-1-0		5-4-0		
1-6-0	0-0-0	0-0-		AWAY		0-0-0		0-1-0		1-3-0		
0-1-0	0-1-0	0-0-0		NEUTRAL		0-0-0		0-0-0		0-0-0		
2-10-0	0-0-0	0-0-0		CONFERENCE		0-0-0		1-2-0		1-8-0		
2-4-0	0-0-0	0-0-0		HOME		0-0-0		1-2-0		1-2-0		
0-6-0	0-0-0	0-0-0		AWAY		0-0-0		0-0-0		0-6-0		
0-0-0	0-0-0	0-0-0		NEUTRAL		0-0-0		0-0-0		0-0-0		
RPI S	Opponent	Score	RPI S	Opponent	Score	RPI S	Opponent	Score	RPI S	Opponent	Score	
20 N	Kentucky	6 8	29 A	East Carolina	0 6	63 H	Rutgers	5 11	105 H	CSUN	0 1	
			29 A	East Carolina	1 8	63 H	Rutgers	6 8	131 H	Longwood	13 6	
			38 H	Bryant	2 12	63 H	Rutgers	6 5	135 A	Wofford	6 11	
			38 H	Bryant	0 7				137 H	Rhode Island	2 1	
			38 H	Bryant	3 2				137 H	Rhode Island	3 4	
									137 H	Rhode Island	2 5	
									158 A	Georgetown	5 12	
									158 H	Georgetown	2 1	
									201 A	James Madison	16 5	
									201 H	James Madison	6 5	
									207 A	George Washington	4 14	
									207 A	George Washington	0 1	
									207 A	George Washington	3 9	
									224 A	VMI	17 20	
									232 A	USC Upstate	4 5	
									237 H	Dayton	6 9	
									237 H	Dayton	2 9	
									237 H	Dayton	8 2	
									254 H	Siena	3 5	
									254 H	Siena	5 2	
									254 H	Siena	7 19	
									258 H	Towson	10 3	
									260 H	LIU Brooklyn	7 10	
									260 H	LIU Brooklyn	2 11	
									260 H	LIU Brooklyn	9 8	
									275 A	Saint Louis	0 15	
									275 A	Saint Louis	6 15	

237 H Dayton	6	9
237 H Dayton	8	2

RPI	S	Opponent	Score
275	A	Saint Louis	2 3

George Mason

G
e
o
r
g
e
M
a
s
o
n

G
e
o
r
g
e
M
a
s
o
n

Average RPI Win: 271		WON-LOST	WINNING	LAST 15	STRENGTH OF		OPP. STRENGTH	TEAM	ADJ	CONF.	ADJ CONF.
Average RPI Loss: 229		RECORD	PCT. RANK	GAMES	SCHEDULE		OF SCHEDULE	RPI	RPI	RPI	RPI
DIV. I ONLY		17-16-0	.51515	137	3-0-0		298	295	286	.40578	286
DIV. I NON-CONF.		6-11-0	.35294	231	1-0-0		287	271	294	.38558	294
TOTALS		RPI 1-25	RPI 26-50		W-L RECORDS		RPI 51-100		RPI 101-150		RPI 150+
17-16-0	0-0-0	0-0-0		OVERALL		0-2-0		1-2-0		16-12-0	
9-10-0	0-0-0	0-0-0		HOME		0-0-0		1-0-0		8-10-0	
8-6-0	0-0-0	0-0-0		AWAY		0-2-0		0-2-0		8-2-0	
0-0-0	0-0-0	0-0-0		NEUTRAL		0-0-0		0-0-0		0-0-0	
6-11-0	0-0-0	0-0-0		NON-CONFERENCE		0-2-0		1-2-0		5-7-0	
6-7-0	0-0-0	0-0-0		HOME		0-0-0		1-0-0		5-7-0	
0-4-0	0-0-0	0-0-		AWAY		0-2-0		0-2-0		0-0-0	
0-0-0	0-0-0	0-0-0		NEUTRAL		0-0-0		0-0-0		0-0-0	
11-5-0	0-0-0	0-0-0		CONFERENCE		0-0-0		0-0-0		11-5-0	
3-3-0	0-0-0	0-0-0		HOME		0-0-0		0-0-0		3-3-0	
8-2-0	0-0-0	0-0-0		AWAY		0-0-0		0-0-0		8-2-0	
0-0-0	0-0-0	0-0-0		NEUTRAL		0-0-0		0-0-0		0-0-0	
RPI	S	Opponent	Score	RPI	S	Opponent	Score	RPI	S	Opponent	Score

Norfolk St.

80	A	VCU	2	4
292	A	Delaware St.	5	6

Through Games Of April 19, 2016

RPI	S	Opponent	Score	
294	H	UMES	3	1
299	A	Coppin St.	6	3
299	A	Coppin St.	12	2
299	A	Coppin St.	7	11

Norfolk St.

N
o
r
f
o
l
k
S
t
.

N
o
r
f
o
l
k
S
t
.

Average RPI Win: 263		WON-LOST	WINNING	LAST 15	STRENGTH OF		OPP. STRENGTH	TEAM	ADJ		CONF.	ADJ CONF.
Average RPI Loss: 198		RECORD	PCT. RANK	GAMES	SCHEDULE		OF SCHEDULE	RPI	RPI		RPI	RPI
DIV. I ONLY		12-17-0	.41379	216	297		292	287	.40247		287	32
DIV. I NON-CONF.		3-8-0	.27273	262	198		142	269	.42699		269	31
TOTALS		RPI 1-25	RPI 26-50		W-L RECORDS		RPI 51-100		RPI 101-150		RPI 150+	
12-17-0		0-0-0	0-2-0		OVERALL		0-2-0		1-1-0		11-12-0	
4-6-0		0-0-0	0-0-0		HOME		0-0-0		0-0-0		4-6-0	
6-9-0		0-0-0	0-0-0		AWAY		0-2-0		0-1-0		6-6-0	
2-2-0		0-0-0	0-2-0		NEUTRAL		0-0-0		1-0-0		1-0-0	
3-8-0		0-0-0	0-2-0		NON-CONFERENCE		0-2-0		1-1-0		2-3-0	
1-3-0		0-0-0	0-0-0		HOME		0-0-0		0-0-0		1-3-0	
0-3-0		0-0-0	0-0-		AWAY		0-2-0		0-1-0		0-0-0	
2-2-0		0-0-0	0-2-0		NEUTRAL		0-0-0		1-0-0		1-0-0	
9-9-0		0-0-0	0-0-0		CONFERENCE		0-0-0		0-0-0		9-9-0	
3-3-0		0-0-0	0-0-0		HOME		0-0-0		0-0-0		3-3-0	
6-6-0		0-0-0	0-0-0		AWAY		0-0-0		0-0-0		6-6-0	
0-0-0		0-0-0	0-0-0		NEUTRAL		0-0-0		0-0-0		0-0-0	
RPI S	Opponent	Score	RPI S	Opponent	Score	RPI S	Opponent	Score	RPI S	Opponent	Score	
			33 N	Notre Dame	5 6	58 A	Dallas Baptist	9 15	125 A	SFA	3 17	
			42 N	Gonzaga	3 18	66 A	Houston	1 7	134 N	Bradley	9 7	
									188 H	Ill.-Chicago	8 5	
									188 H	Ill.-Chicago	5 22	
									188 H	Ill.-Chicago	8 22	
									188 H	Ill.-Chicago	3 17	
									238 A	Grambling	4 6	
									238 A	Grambling	21 14	
									238 A	Grambling	4 5	
									267 N	Incarnate Word	3 1	
									279 A	Ark.-Pine Bluff	4 7	
									279 A	Ark.-Pine Bluff	2 5	
									279 A	Ark.-Pine Bluff	6 8	
									279 H	Ark.-Pine Bluff	9 4	
									279 H	Ark.-Pine Bluff	6 5	
									279 H	Ark.-Pine Bluff	4 17	
									295 A	Prairie View	11 3	
									295 A	Prairie View	24 5	
									295 A	Prairie View	2 12	
									295 H	Prairie View	8 12	
									295 H	Prairie View	6 5	
									295 H	Prairie View	4 5	
									296 A	Southern U.	13 5	
									296 A	Southern U.	5 2	
									296 A	Southern U.	6 5	
LAST 15 GAMES												
			279 A	Ark.-Pine Bluff	6 8	296 A	Southern U.	6 5				
			279 A	Ark.-Pine Bluff	2 5	296 A	Southern U.	5 2				
			279 A	Ark.-Pine Bluff	4 7	296 A	Southern U.	13 5				
			295 A	Prairie View	24 5							
			295 A	Prairie View	2 12							

Non-Div. I Games: Huston-Tillotson 2 7 Wiley 8 6 Wiley 15 5 Huston-Tillotson 11 5
Texas Southern

295	A	Prairie View	11	3
125	A	SFA	3	17

T
e
x
a
s
S
o
u
t
h
e
r
n

T
e
x
a
s
S
o
u
t
h
e
r
n

Average RPI Win: 295		WON-LOST RECORD	WINNING PCT. RANK		LAST 15 GAMES	STRENGTH OF SCHEDULE	OPP. STRENGTH OF SCHEDULE	TEAM RPI	ADJ RPI		CONF. RPI	ADJ CONF. RPI		
Average RPI Loss: 155														
DIV. I ONLY		9-23-0	.28125	268	5-7-0	273	294	288	.40111	288	32	32		
DIV. I NON-CONF.		0-12-0	0	296	0-3-0	4	93	252	.44249	252	31	31		
TOTALS		RPI 1-25	RPI 26-50		W-L RECORDS		RPI 51-100		RPI 101-150		RPI 150+			
9-23-0	0-1-0		0-2-0		OVERALL		0-8-0		0-0-0		9-12-0			
3-4-0	0-0-0		0-0-0		HOME		0-1-0		0-0-0		3-3-0			
4-16-0	0-1-0		0-2-0		AWAY		0-5-0		0-0-0		4-8-0			
2-3-0	0-0-0		0-0-0		NEUTRAL		0-2-0		0-0-0		2-1-0			
0-12-0	0-1-0		0-2-0		NON-CONFERENCE		0-8-0		0-0-0		0-1-0			
0-2-0	0-0-0		0-0-0		HOME		0-1-0		0-0-0		0-1-0			
0-8-0	0-1-0		0-0-		AWAY		0-5-0		0-0-0		0-0-0			
0-2-0	0-0-0		0-0-0		NEUTRAL		0-2-0		0-0-0		0-0-0			
9-11-0	0-0-0		0-0-0		CONFERENCE		0-0-0		0-0-0		9-11-0			
3-2-0	0-0-0		0-0-0		HOME		0-0-0		0-0-0		3-2-0			
4-8-0	0-0-0		0-0-0		AWAY		0-0-0		0-0-0		4-8-0			
2-1-0	0-0-0		0-0-0		NEUTRAL		0-0-0		0-0-0		2-1-0			
RPI	S	Opponent	Score		RPI	S	Opponent	Score		RPI	S	Opponent	Score	
17	A	Mississippi St.	0	14	45	A	Alabama	5	8	55	H	Southeast Mo. St.	4	17
					45	A	Alabama	0	8	57	A	New Orleans	3	12
										61	A	Southeastern La.	3	15
										61	A	Southeastern La.	0	21
										67	A	Austin Peay	0	12
										73	N	UConn	3	25
										84	N	Missouri St.	1	13
										88	A	Louisiana Tech	4	15
													</	

Non-Div. I Games: Tougaloo 18 2 Tougaloo 4 1 Tougaloo 4 0

Alcorn

300 H Mississippi Val.	9	2
300 H Mississippi Val.	12	4

A
l
c
o
r
n

A
l
c
o
r
n

Average RPI Win: 253		WON-LOST	WINNING		LAST 15	STRENGTH OF		OPP. STRENGTH	TEAM	ADJ	CONF.	ADJ CONF.	
Average RPI Loss: 189		RECORD	PCT. RANK		GAMES	SCHEDULE		OF SCHEDULE	RPI	RPI	RPI	RPI	
DIV. I ONLY		9-28-0	.24324	283	3-12-0	242		281	289	.39812	289	31	31
DIV. I NON-CONF.		5-20-0	.2	280	0-6-0	233		294	289	.39544	289	32	32
TOTALS		RPI 1-25	RPI 26-50		W-L RECORDS		RPI 51-100		RPI 101-150		RPI 150+		
9-28-0	0-0-0	0-0-0		OVERALL		0-3-0		1-9-0		8-16-0			
5-11-0	0-0-0	0-0-0		HOME		0-0-0		1-4-0		4-7-0			
4-14-0	0-0-0	0-0-0		AWAY		0-2-0		0-4-0		4-8-0			
0-3-0	0-0-0	0-0-0		NEUTRAL		0-1-0		0-1-0		0-1-0			
5-20-0	0-0-0	0-0-0		NON-CONFERENCE		0-3-0		0-7-0		5-10-0			
2-8-0	0-0-0	0-0-0		HOME		0-0-0		0-2-0		2-6-0			
3-9-0	0-0-0	0-0-		AWAY		0-2-0		0-4-0		3-3-0			
0-3-0	0-0-0	0-0-0		NEUTRAL		0-1-0		0-1-0		0-1-0			
4-8-0	0-0-0	0-0-0		CONFERENCE		0-0-0		1-2-0		3-6-0			
3-3-0	0-0-0	0-0-0		HOME		0-0-0		1-2-0		2-1-0			
1-5-0	0-0-0	0-0-0		AWAY		0-0-0		0-0-0		1-5-0			
0-0-0	0-0-0	0-0-0		NEUTRAL		0-0-0		0-0-0		0-0-0			
RPI	S	Opponent	Score	RPI	S	Opponent	Score	RPI	S	Opponent	Score		
						72 A	North Florida	4	7	117 N	Seton Hall	3	4
						93 N	Iowa	4	14	120 A	Ga. Southern	1	16
						98 A	Mercer	6	16	131 A	Longwood	5	6
										131 A	Longwood	4	9
										131 A	Longwood	6	7
										138 H	Ball St.	1	10
										138 H	Ball St.	3	7
										143 H	Florida A&M	2	1
										143 H	Florida A&M	5	12
										143 H	Florida A&M	2	7
										177 A	Presbyterian	1	16
										214 A	Bethune-Cookman	7	12
										214 A	Bethune-Cookman	0	3
										214 A	Bethune-Cookman	6	7
										217 H	St. Bonaventure	1	10
										217 H	St. Bonaventure	2	9
										217 H	St. Bonaventure	4	7
										217 H	St. Bonaventure	7	1
										221 A	Georgia St.	1	4
										221 A	Georgia St.	10	6
										245 H	Charleston So.	4	10
										259 A	N.C. Central	4	2
										259 A	N.C. Central	1	2
										259 A	N.C. Central	5	9
										260 H	LIU Brooklyn	3	2
										260 H	LIU Brooklyn	3	4
										260 H	LIU Brooklyn	3	11
LAST 15 GAMES													
						131 A	Longwood	6	7	120 A	Ga. Southern	1	16
						131 A	Longwood	5	6	290 H	N.C. A&T	6	1
						131 A	Longwood	4	9	290 H	N.C. A&T	5	7
						245 H	Charleston So.	4	10				
						214 A	Bethune-Cookman	6	7				

Non-Div. I Games:

Savannah St.

214	A	Bethune-Cookman	7	12
214	A	Bethune-Cookman	0	3

RPI	S	Opponent	Score	
276	N	Bowling Green	1	10
290	H	N.C. A&T	4	3
290	H	N.C. A&T	5	7
290	H	N.C. A&T	6	1
297	A	Alabama A&M	3	2
297	A	Alabama A&M	9	12
297	A	Alabama A&M	17	12

S
a
v
a
n
n
a
h
S
t
.

S
a
v
a
n
n
a
h
S
t
.

N
•
C
•
A
&
T

N
•
C
•
A
&
T

N.C. A&T

143 H Florida A&M	7	17
143 H Florida A&M	3	5

RPI	S	Opponent	Score	
259	H	N.C. Central	6	8
259	H	N.C. Central	15	2
278	H	Iona	12	5
278	H	Iona	14	13
278	H	Iona	3	7
281	A	ETSU	5	15
281	H	ETSU	5	17
289	A	Savannah St.	1	6
289	A	Savannah St.	3	4
289	A	Savannah St.	7	5

Average RPI Win: 227		WON-LOST	WINNING	LAST 15	STRENGTH OF		OPP. STRENGTH	TEAM	ADJ	CONF.	ADJ CONF.
Average RPI Loss: 178		RECORD	PCT. RANK	GAMES	SCHEDULE		OF SCHEDULE	RPI	RPI	RPI	RPI
DIV. I ONLY		7-28-0	.2	294	2-13-0		223	269	291	.39465	291
DIV. I NON-CONF.		6-17-0	.26087	266	1-5-0		284	242	290	.39291	290
TOTALS		RPI 1-25	RPI 26-50		W-L RECORDS		RPI 51-100		RPI 101-150		RPI 150+
7-28-0	0-0-0	0-1-0		OVERALL		0-3-0		0-7-0		7-17-0	
4-8-0	0-0-0	0-0-0		HOME		0-0-0		0-4-0		4-4-0	
2-17-0	0-0-0	0-1-0		AWAY		0-0-0		0-3-0		2-13-0	
1-3-0	0-0-0	0-0-0		NEUTRAL		0-3-0		0-0-0		1-0-0	
6-17-0	0-0-0	0-1-0		NON-CONFERENCE		0-3-0		0-1-0		6-12-0	
3-3-0	0-0-0	0-0-0		HOME		0-0-0		0-1-0		3-2-0	
2-11-0	0-0-0	0-0-		AWAY		0-0-0		0-0-0		2-10-0	
1-3-0	0-0-0	0-0-0		NEUTRAL		0-3-0		0-0-0		1-0-0	
1-11-0	0-0-0	0-0-0		CONFERENCE		0-0-0		0-6-0		1-5-0	
1-5-0	0-0-0	0-0-0		HOME		0-0-0		0-3-0		1-2-0	
0-6-0	0-0-0	0-0-0		AWAY		0-0-0		0-3-0		0-3-0	
0-0-0	0-0-0	0-0-0		NEUTRAL		0-0-0		0-0-0		0-0-0	
RPI S	Opponent	Score	RPI S	Opponent	Score	RPI S	Opponent	Score	RPI S	Opponent	Score
			33 A	Notre Dame	3 6	78 N	Boston College	1 7	107 H	Seattle	2 12
						92 N	Indiana St.	5 14	107 H	Seattle	1 14
						93 N	Iowa	3 15	107 H	Seattle	4 12
									142 H	Milwaukee	9 12
									147 A	Sacramento St.	1 4
									147 A	Sacramento St.	0 10
									147 A	Sacramento St.	4 5
									152 A	New Mexico St.	4 11
									152 A	New Mexico St.	2 8
									152 A	New Mexico St.	5 17
									188 A	Ill.-Chicago	0 5
									188 H	Ill.-Chicago	3 1
									188 H	Ill.-Chicago	6 3
									197 A	Hawaii	0 14
									197 A	Hawaii	1 4
									197 A	Hawaii	1 0
									197 A	Hawaii	0 4
									228 A	A&M-Corpus Christi	6 8
									228 A	A&M-Corpus Christi	2 6
									228 A	A&M-Corpus Christi	7 1
									248 H	IPFW	4 5
									252 A	Northwestern	5 11
									252 H	Northwestern	10 12
									257 H	UTRGV	12 7
									257 H	UTRGV	2 9
									257 H	UTRGV	1 7
									262 N	Villanova	4 3
LAST 15 GAMES			252 H	Northwestern	10 12	257 H	UTRGV	1 7	252 H	Northwestern	10 12
			147 A	Sacramento St.	1 4	257 H	UTRGV	12 7	257 H	UTRGV	12 7
			147 A	Sacramento St.	0 10	248 H	IPFW	4 5	257 H	UTRGV	2 9
			147 A	Sacramento St.	4 5				257 H	UTRGV	1 7
			142 H	Milwaukee	9 12				262 N	Villanova	4 3

Non-Div. I Games: Otterbein 3 5

Chicago St.

Chicago St.

33	A	Notre Dame	3	6
257	H	UTRGV	2	9

Through Games Of April 19, 2016

RPI	S	Opponent	Score	
266	H	Western Mich.	6	3
275	A	Saint Louis	1	7
275	A	Saint Louis	0	7
275	A	Saint Louis	2	8

Chicago St.

C
h
i
c
a
g
o
s
t
.

C
h
i
c
a
g
o
s
t
.

Average RPI Win: 294		WON-LOST	WINNING	LAST 15	STRENGTH OF		OPP. STRENGTH	TEAM	ADJ	CONF.	ADJ CONF.
Average RPI Loss: 208		RECORD	PCT. RANK	GAMES	SCHEDULE		OF SCHEDULE	RPI	RPI	RPI	RPI
DIV. I ONLY		9-27-0	.25	280	6-9-0		263	299	292	.38041	292
DIV. I NON-CONF.		0-22-0	0	296	0-5-0		202	288	299	.3536	298
TOTALS		RPI 1-25	RPI 26-50		W-L RECORDS		RPI 51-100		RPI 101-150		RPI 150+
9-27-0		0-0-0	0-0-0		OVERALL		0-1-0		0-4-0		9-22-0
5-11-0		0-0-0	0-0-0		HOME		0-0-0		0-0-0		5-11-0
4-12-0		0-0-0	0-0-0		AWAY		0-1-0		0-4-0		4-7-0
0-4-0		0-0-0	0-0-0		NEUTRAL		0-0-0		0-0-0		0-4-0
0-22-0		0-0-0	0-0-0		NON-CONFERENCE		0-1-0		0-4-0		0-17-0
0-7-0		0-0-0	0-0-0		HOME		0-0-0		0-0-0		0-7-0
0-11-0		0-0-0	0-0-		AWAY		0-1-0		0-4-0		0-6-0
0-4-0		0-0-0	0-0-0		NEUTRAL		0-0-0		0-0-0		0-4-0
9-5-0		0-0-0	0-0-0		CONFERENCE		0-0-0		0-0-0		9-5-0
5-4-0		0-0-0	0-0-0		HOME		0-0-0		0-0-0		5-4-0
4-1-0		0-0-0	0-0-0		AWAY		0-0-0		0-0-0		4-1-0
0-0-0		0-0-0	0-0-0		NEUTRAL		0-0-0		0-0-0		0-0-0
RPI S	Opponent	Score	RPI S	Opponent	Score	RPI S	Opponent	Score	RPI S	Opponent	Score
						63 A	Rutgers	8 12	140 A	Gardner-Webb	6 7
									140 A	Gardner-Webb	0 9
									140 A	Gardner-Webb	0 8
									140 A	Gardner-Webb	1 7
									160 N	UMass Lowell	0 3
									164 A	Delaware	2 4
									164 A	Delaware	3 8
									174 A	Navy	4 20
									174 H	Navy	4 16
									185 H	Marist	0 15
									185 H	Marist	3 4
									185 H	Marist	2 4
									203 N	Fairfield	3 17
									203 N	Fairfield	2 8
									203 N	Fairfield	1 14
									207 A	George Washington	0 8
									234 H	Rider	7 11
									258 H	Towson	1 8
									262 A	Villanova	1 2
									282 A	La Salle	5 6
									282 H	La Salle	2 4
									286 A	Norfolk St.	9 5
									286 A	Norfolk St.	5 3
									286 H	Norfolk St.	0 6
									286 H	Norfolk St.	6 5
									286 H	Norfolk St.	2 6
									294 H	UMES	2 5
LAST 15 GAMES											
						63 A	Rutgers	8 12	286 H	Norfolk St.	0 6
						299 H	Coppin St.	10 9	282 H	La Salle	2 4
						299 H	Coppin St.	5 4	294 H	UMES	5 14
						299 H	Coppin St.	14 4			
						174 H	Navy	4 16			

Non-Div. I Games:

Delaware St.

Delaware St.

286 H Norfolk St.	6	5
286 H Norfolk St.	2	6

Through Games Of April 19, 2016

RPI	S	Opponent	Score	
294	H	UMES	4	3
294	H	UMES	5	14
299	A	Coppin St.	15	5
299	A	Coppin St.	14	6
299	A	Coppin St.	0	3
299	H	Coppin St.	10	9
299	H	Coppin St.	14	4
299	H	Coppin St.	5	4

Delaware St.

D
e
l
a
w
a
r
e
s
t
.

D
e
l
a
w
a
r
e
s
t
.

Average RPI Win:	228	WON-LOST	WINNING	LAST 15	STRENGTH OF	OPP. STRENGTH	TEAM	ADJ	CONF.	ADJ CONF.					
Average RPI Loss:	203	RECORD	PCT. RANK	GAMES	SCHEDULE	OF SCHEDULE	RPI	RPI	RPI	RPI					
DIV. I ONLY	6-26-0	.1875	296	2-13-0	285	272	293	.37289	293	27	27				
DIV. I NON-CONF.	5-18-0	.21739	276	1-8-0	290	289	291	.38994	291	26	26				
<hr/>															
TOTALS	RPI 1-25	RPI 26-50		W-L RECORDS		RPI 51-100		RPI 101-150		RPI 150+					
6-26-0	0-0-0	0-1-0		OVERALL		0-0-0		0-1-0		6-24-0					
1-7-0	0-0-0	0-0-0		HOME		0-0-0		0-0-0		1-7-0					
4-16-0	0-0-0	0-1-0		AWAY		0-0-0		0-1-0		4-14-0					
1-3-0	0-0-0	0-0-0		NEUTRAL		0-0-0		0-0-0		1-3-0					
<hr/>															
5-18-0	0-0-0	0-1-0		NON-CONFERENCE		0-0-0		0-1-0		5-16-0					
0-2-0	0-0-0	0-0-0		HOME		0-0-0		0-0-0		0-2-0					
4-13-0	0-0-0	0-0-		AWAY		0-0-0		0-1-0		4-11-0					
1-3-0	0-0-0	0-0-0		NEUTRAL		0-0-0		0-0-0		1-3-0					
<hr/>															
1-8-0	0-0-0	0-0-0		CONFERENCE		0-0-0		0-0-0		1-8-0					
1-5-0	0-0-0	0-0-0		HOME		0-0-0		0-0-0		1-5-0					
0-3-0	0-0-0	0-0-0		AWAY		0-0-0		0-0-0		0-3-0					
0-0-0	0-0-0	0-0-0		NEUTRAL		0-0-0		0-0-0		0-0-0					
<hr/>															
RPI	S	Opponent	Score	RPI	S	Opponent	Score	RPI	S	Opponent	Score				
				47	A	Wake Forest	2 8			117	A Seton Hall	4 5			
										157	A St. John's (NY)	9 8			
										159	A Stony Brook	3 7			
										162	H Monmouth	8 7			
										162	H Monmouth	7 11			
										162	H Monmouth	1 4			
										191	H Niagara	0 11			
										191	H Niagara	2 21			
										191	H Niagara	0 13			
										194	A Canisius	0 9			
										194	A Canisius	7 11			
										194	A Canisius	7 8			
										195	A Richmond	2 12			
										195	A Richmond	0 10			
										195	N Richmond	6 12			
										204	A Albany (NY)	2 5			
										204	A Albany (NY)	5 17			
										204	A Albany (NY)	0 5			
										211	A Fordham	2 0			
										213	H Hofstra	4 11			
										223	N Harvard	1 7			
				LAST 15 GAMES						244	A Wagner	6 13			
				157	A	St. John's (NY)	9 8	162	H	Monmouth	1 4	247	A	NJIT	0 16
				204	A	Albany (NY)	2 5	213	H	Hofstra	4 11	247	H	NJIT	7 11
				204	A	Albany (NY)	5 17	247	A	NJIT	0 16	262	A	Villanova	3 7
				204	A	Albany (NY)	0 5					262	A	Villanova	5 1
				244	A	Wagner	6 13					274	A	Lehigh	3 6

Non-Div. I Games:

Saint Peter's

162	H	Monmouth	7	11
162	H	Monmouth	8	7

RPI	S	Opponent	Score	
282	A	La Salle	0	1
282	A	La Salle	7	3
294	N	UMES	5	17
294	N	UMES	10	8

Saint Peter's

S
a
i
n
t
P
e
t
e
r
'
s

S
a
i
n
t
P
e
t
e
r
'
s

U
M
E
S

UMES

299 A Coppin St.	4	16
299 A Coppin St.	1	3

RPI	S	Opponent	Score	
299	A	Coppin St.	7	3
299	A	Coppin St.	6	12
299	A	Coppin St.	1	3
299	H	Coppin St.	4	3
299	H	Coppin St.	1	3

Average RPI Win: 279		WON-LOST	WINNING	LAST 15	STRENGTH OF		OPP. STRENGTH	TEAM	ADJ	CONF.	ADJ CONF.			
Average RPI Loss: 225		RECORD	PCT. RANK	GAMES	SCHEDULE		OF SCHEDULE	RPI	RPI	RPI	RPI			
DIV. I ONLY		7-22-0	.24138	284	1-12-0		293	296	295	.36808	295			
DIV. I NON-CONF.		1-9-0	.1	295	0-2-0		164	207	286	.40905	286			
TOTALS		RPI 1-25	RPI 26-50		W-L RECORDS		RPI 51-100		RPI 101-150		RPI 150+			
7-22-0	0-1-0	0-1-0		OVERALL		0-2-0		0-0-0		7-18-0				
2-3-0	0-0-0	0-0-0		HOME		0-0-0		0-0-0		2-3-0				
3-17-0	0-1-0	0-1-0		AWAY		0-1-0		0-0-0		3-14-0				
2-2-0	0-0-0	0-0-0		NEUTRAL		0-1-0		0-0-0		2-1-0				
1-9-0	0-1-0	0-1-0		NON-CONFERENCE		0-2-0		0-0-0		1-5-0				
0-0-0	0-0-0	0-0-0		HOME		0-0-0		0-0-0		0-0-0				
1-7-0	0-1-0	0-0-		AWAY		0-1-0		0-0-0		1-4-0				
0-2-0	0-0-0	0-0-0		NEUTRAL		0-1-0		0-0-0		0-1-0				
6-13-0	0-0-0	0-0-0		CONFERENCE		0-0-0		0-0-0		6-13-0				
2-3-0	0-0-0	0-0-0		HOME		0-0-0		0-0-0		2-3-0				
2-10-0	0-0-0	0-0-0		AWAY		0-0-0		0-0-0		2-10-0				
2-0-0	0-0-0	0-0-0		NEUTRAL		0-0-0		0-0-0		2-0-0				
RPI	S	Opponent	Score		RPI	S	Opponent	Score		RPI	S	Opponent	Score	
5	A	Texas A&M	0	11	50	A	Lamar	3	13	85	A	Sam Houston St.	5	16
										88	N	Louisiana Tech	0	7
												167 N Washington St.	3	14
												178 A Houston Baptist	3	5
												238 A Grambling	4	8
												238 A Grambling	7	11
												238 A Grambling	6	13
												238 N Grambling	4	3
												257 A UTRGV	6	7
												257 A UTRGV	9	11
												267 A Incarnate Word	2	12
												267 A Incarnate Word	5	1
												279 A Ark.-Pine Bluff	1	11
												279 A Ark.-Pine Bluff	1	21
												279 A Ark.-Pine Bluff	0	12
												287 A Texas Southern	5	4
												287 A Texas Southern	12	8
												287 A Texas Southern	5	6
												287 H Texas Southern	5	24
												287 H Texas Southern	12	2
												287 H Texas Southern	3	11
												288 N Alcorn	11	10
												296 A Southern U.	5	16
												296 A Southern U.	1	4
												296 A Southern U.	9	13
												296 H Southern U.	2	9
												296 H Southern U.	7	1
LAST 15 GAMES														
					296 A Southern U.	9	13		238 A Grambling	6	13			
					296 A Southern U.	5	16		238 A Grambling	4	8			
					296 A Southern U.	1	4		238 A Grambling	7	11			
					287 H Texas Southern	5	24							
					287 H Texas Southern	12	2							

Non-Div. I Games: Wiley 20 10 Wiley 8 7

Prairie View

287	H	Texas Southern	3	11
178	A	Houston Baptist	3	5

P
r
a
i
r
i
e
V
i
e
w

P
r
a
i
r
i
e
V
i
e
w

Average RPI Win: 259		WON-LOST	WINNING	LAST 15	STRENGTH OF		OPP. STRENGTH	TEAM	ADJ	CONF.	ADJ CONF.
Average RPI Loss: 209		RECORD	PCT. RANK	GAMES	SCHEDULE		OF SCHEDULE	RPI	RPI	RPI	RPI
DIV. I ONLY		7-21-0	.25	280	4-10-0		291	285	296	.35347	296
DIV. I NON-CONF.		1-7-0	.125	292	0-2-0		64	7	221	.45621	228
TOTALS		RPI 1-25	RPI 26-50		W-L RECORDS		RPI 51-100		RPI 101-150		RPI 150+
7-21-0		0-1-0	0-0-0		OVERALL		0-3-0		1-2-0		6-15-0
5-10-0		0-0-0	0-0-0		HOME		0-0-0		0-0-0		5-10-0
2-7-0		0-1-0	0-0-0		AWAY		0-2-0		1-2-0		1-2-0
0-4-0		0-0-0	0-0-0		NEUTRAL		0-1-0		0-0-0		0-3-0
1-7-0		0-1-0	0-0-0		NON-CONFERENCE		0-3-0		1-2-0		0-1-0
0-0-0		0-0-0	0-0-0		HOME		0-0-0		0-0-0		0-0-0
1-6-0		0-1-0	0-0-		AWAY		0-2-0		1-2-0		0-1-0
0-1-0		0-0-0	0-0-0		NEUTRAL		0-1-0		0-0-0		0-0-0
6-14-0		0-0-0	0-0-0		CONFERENCE		0-0-0		0-0-0		6-14-0
5-10-0		0-0-0	0-0-0		HOME		0-0-0		0-0-0		5-10-0
1-1-0		0-0-0	0-0-0		AWAY		0-0-0		0-0-0		1-1-0
0-3-0		0-0-0	0-0-0		NEUTRAL		0-0-0		0-0-0		0-3-0
RPI S	Opponent	Score		RPI S	Opponent	Score		RPI S	Opponent	Score	
14 A	LSU	1	11					57 A	New Orleans	4	14
								61 A	Southeastern La.	2	18
								88 N	Louisiana Tech	0	15
								113 A	Auburn	6	5
								113 A	Auburn	6	18
								113 A	Auburn	0	7
								219 A	Nicholls St.	8	9
								238 H	Grambling	11	16
								238 H	Grambling	7	11
								238 H	Grambling	8	10
								238 H	Grambling	9	10
								238 H	Grambling	5	9
								238 H	Grambling	10	3
								238 N	Grambling	0	15
								279 H	Ark.-Pine Bluff	2	7
								279 H	Ark.-Pine Bluff	5	3
								279 H	Ark.-Pine Bluff	9	10
								284 N	Jackson St.	0	4
								287 H	Texas Southern	2	5
								287 H	Texas Southern	5	13
								287 H	Texas Southern	5	6
								288 N	Alcorn	2	6
								295 A	Prairie View	9	2
								295 A	Prairie View	1	7
								295 H	Prairie View	13	9
								295 H	Prairie View	4	1
								295 H	Prairie View	16	5
LAST 15 GAMES								287 H	Texas Southern	5	6
								287 H	Texas Southern	2	5
								287 H	Texas Southern	5	13
								295 H	Prairie View	13	16
								238 H	Grambling	8	10
Non-Div. I Games:	Selma	12	6	Loyola (LA)	6	7	Loyola (LA)	5	4	Selma	10
	Selma	4	3							Southern U.	0

238	H	Grambling	7	11
14	A	LSU	1	11

S
o
u
t
h
e
r
n
U
.

S
o
u
t
h
e
r
n
U
.

Average RPI Win:	259	WON-LOST RECORD	WINNING PCT. RANK	LAST 15 GAMES	STRENGTH OF SCHEDULE	OPP. STRENGTH OF SCHEDULE	TEAM RPI	ADJ RPI	CONF. RPI	ADJ CONF. RPI	
Average RPI Loss:	216										
DIV. I ONLY	9-32-0	.21951	290	4-11-0	294	289	297	.34896	297	32	32
DIV. I NON-CONF.	4-19-0	.17391	286	2-3-0	262	249	295	.38126	295	31	31
<hr/>											
TOTALS	RPI 1-25	RPI 26-50		W-L RECORDS	RPI 51-100		RPI 101-150		RPI 150+		
9-32-0	0-0-0	0-0-0		OVERALL	1-3-0		0-4-0		8-25-0		
5-18-0	0-0-0	0-0-0		HOME	0-0-0		0-0-0		5-18-0		
4-14-0	0-0-0	0-0-0		AWAY	1-2-0		0-4-0		3-6-0		
0-0-0	0-0-0	0-0-0		NEUTRAL	0-0-0		0-0-0		0-0-0		
<hr/>											
4-19-0	0-0-0	0-0-0		NON-CONFERENCE	1-3-0		0-4-0		3-12-0		
2-8-0	0-0-0	0-0-0		HOME	0-0-0		0-0-0		2-8-0		
2-11-0	0-0-0	0-0-		AWAY	1-3-0		0-4-0		1-4-0		
0-0-0	0-0-0	0-0-0		NEUTRAL	0-0-0		0-0-0		0-0-0		
<hr/>											
5-13-0	0-0-0	0-0-0		CONFERENCE	0-0-0		0-0-0		5-13-0		
3-10-0	0-0-0	0-0-0		HOME	0-0-0		0-0-0		3-10-0		
2-3-0	0-0-0	0-0-0		AWAY	0-0-0		0-0-0		2-3-0		
0-0-0	0-0-0	0-0-0		NEUTRAL	0-0-0		0-0-0		0-0-0		
<hr/>											
RPI	S	Opponent	Score	RPI	S	Opponent	Score	RPI	S	Opponent	Score
				51 A Tulane 0 7				106 A Missouri 3 5			
				71 A Troy 0 8				113 A Auburn 0 5			
				94 A Samford 6 18				113 A Auburn 1 15			
				94 A Samford 7 5				127 A UAB 2 12			
								155 H Alabama St. 2 17			
								155 H Alabama St. 3 7			
								155 H Alabama St. 4 16			
								206 A Tennessee Tech 6 11			
								206 H Tennessee Tech 6 34			
								216 A Eastern Ky. 3 1			
								216 H Eastern Ky. 6 11			
								230 A Lipscomb 5 14			
								230 A Lipscomb 3 10			
								230 A Lipscomb 4 5			
								248 H IPFW 6 4			
								248 H IPFW 7 9			
								248 H IPFW 6 7			
								248 H IPFW 1 8			
								277 H UT Martin 2 9			
								279 A Ark.-Pine Bluff 0 1			
				279 A Ark.-Pine Bluff 2 5							
				279 A Ark.-Pine Bluff 3 4							
				284 H Jackson St. 4 22							
				284 H Jackson St. 9 10							
				284 H Jackson St. 1 20							
				288 H Alcorn 4 16							
				288 H Alcorn 12 2							
<hr/>											
				LAST 15 GAMES							
				94 A Samford 7 5				206 A Tennessee Tech 6 11			
				94 A Samford 6 18				279 A Ark.-Pine Bluff 2 5			
				300 H Mississippi Val. 17 4				279 A Ark.-Pine Bluff 0 1			
				300 H Mississippi Val. 1 2							
				300 H Mississippi Val. 10 11							

Non-Div. I Games: North Ala. 6 5

Alabama A&M

300	H	Mississippi Val.	10	6
216	A	Eastern Ky.	3	1

RPI	S	Opponent	Score	
288	H	Alcorn	13	15
289	H	Savannah St.	12	9
289	H	Savannah St.	2	3
289	H	Savannah St.	12	17
300	A	Mississippi Val.	12	10
300	A	Mississippi Val.	5	2
300	H	Mississippi Val.	1	2
300	H	Mississippi Val.	17	4
300	H	Mississippi Val.	10	6
300	H	Mississippi Val.	10	11

Alabama A&M

A
l
a
b
a
m
a
A
&
M

A
l
a
b
a
m
a
A
&
M

Average RPI Win: 249		WON-LOST RECORD		WINNING PCT. RANK		LAST 15 GAMES		STRENGTH OF SCHEDULE		OPP. STRENGTH OF SCHEDULE		TEAM RPI		ADJ RPI		CONF. RPI		ADJ CONF. RPI					
Average RPI Loss: 226																							
DIV. I ONLY		5-26-0		.16129 298		3-12-0		289		291		298		.34817 298		28		28					
DIV. I NON-CONF.		2-13-0		.13333 291		1-4-0		281		293		297		.3568 297		28		28					
TOTALS		RPI 1-25		RPI 26-50		W-L RECORDS		RPI 51-100		RPI 101-150		RPI 150+											
5-26-0		0-0-0		0-1-0		OVERALL		0-3-0		0-0-0		5-22-0											
2-10-0		0-0-0		0-0-0		HOME		0-0-0		0-0-0		2-10-0											
3-16-0		0-0-0		0-1-0		AWAY		0-3-0		0-0-0		3-12-0											
0-0-0		0-0-0		0-0-0		NEUTRAL		0-0-0		0-0-0		0-0-0											
2-13-0		0-0-0		0-1-0		NON-CONFERENCE		0-3-0		0-0-0		2-9-0											
1-3-0		0-0-0		0-0-0		HOME		0-0-0		0-0-0		1-3-0											
1-10-0		0-0-0		0-0-		AWAY		0-3-0		0-0-0		1-6-0											
0-0-0		0-0-0		0-0-0		NEUTRAL		0-0-0		0-0-0		0-0-0											
3-13-0		0-0-0		0-0-0		CONFERENCE		0-0-0		0-0-0		3-13-0											
1-7-0		0-0-0		0-0-0		HOME		0-0-0		0-0-0		1-7-0											
2-6-0		0-0-0		0-0-0		AWAY		0-0-0		0-0-0		2-6-0											
0-0-0		0-0-0		0-0-0		NEUTRAL		0-0-0		0-0-0		0-0-0											
RPI	S	Opponent		Score		RPI	S	Opponent		Score		RPI	S	Opponent		Score							
						47	A	Wake Forest		2	8	82	A	Jacksonville		7	15	193	A	UMBC		3	9
																		193	A	UMBC		1	3
																		82	A	Jacksonville		3	14
																		82	A	Jacksonville		2	13
																		193	H	UMBC		5	3
																		225	A	Central Conn. St.		4	19
																		225	A	Central Conn. St.		0	2
																		225	A	Central Conn. St.		6	4
																		225	A	Central Conn. St.		0	6
																		243	H	Buffalo		0	15
																		243	H	Buffalo		0	2
																		244	H	Wagner		6	14
																		244	H	Wagner		0	2
																		244	H	Wagner		4	17
																		244	H	Wagner		4	20
																		258	A	Towson		7	8
																		273	A	Fairleigh Dickinson		4	9
																		273	A	Fairleigh Dickinson		3	4
																		273	A	Fairleigh Dickinson		13	6
																		273	A	Fairleigh Dickinson		0	6
																		273	H	Fairleigh Dickinson		5	2
																		273	H	Fairleigh Dickinson		0	1
																		273	H	Fairleigh Dickinson		1	4
																		273	H	Fairleigh Dickinson		2	17
																		283	A	UNC Asheville		5	8
																		283	A	UNC Asheville		2	8
																		283	A	UNC Asheville		2	1
																		294	A	UMES		2	9
																		299	H	Coppin St.		9	12
LAST 15 GAMES																							
																		273	H	Fairleigh Dickinson		0	1
																		273	H	Fairleigh Dickinson		5	2
																		273	H	Fairleigh Dickinson		1	4
																		273	H	Fairleigh Dickinson		2	17
																		225	A	Central Conn. St.		6	4
																		225	A	Central Conn. St.		4	19
																		294	A	UMES		2	9
																		193	H	UMBC		5	3

Non-Div. I Games:

Mt. St. Mary's

225 A Central Conn. St.	0	6
225 A Central Conn. St.	0	2

M
t
.
S
t
.
M
a
r
y
'
s

M
t
.
S
t
.
M
a
r
y
'
s

[illegible]

Non-Div. I Games:

Coppin St.

Coppin St.

294	H	UMES	12	6
294	H	UMES	3	7

Through Games Of April 19, 2016

RPI	S	Opponent	Score	
292	H	Delaware St.	5	15
294	A	UMES	3	1
294	A	UMES	3	4
294	H	UMES	3	7
294	H	UMES	16	4
294	H	UMES	3	1
294	H	UMES	12	6
298	A	Mt. St. Mary's	12	9

Coppin St.

C
o
p
p
i
n
s
t
.

C
o
p
p
i
n
s
t
.

[illegible]

Mississippi Val.

288	A	Alcorn	4	12
288	A	Alcorn	4	11

Through Games Of April 19, 2016

RPI	S	Opponent	Score
297	H	Alabama A&M	2 5

Mississippi Val.

M
i
s
s
i
s
s
i
p
p
i
V
a
l
.

M
i
s
s
i
s
s
i
p
p
i
V
a
l
.