

Average RPI Win: 69		WON-LOST	WINNING	LAST 10	STRENGTH OF	OPP. STRENGTH	TEAM	ADJ	CONF.	ADJ CONF.							
Average RPI Loss: 47		RECORD	PCT. RANK	GAMES	SCHEDULE	OF SCHEDULE	RPI	RPI	RPI	RPI							
DIV. I ONLY		29-6-0	.82857	2	9-1-0	2	10	1	.66394	1	3	3					
DIV. I NON-CONF.		18-3-0	.85714	8	6-0-0	2	39	1	.65982	1	2	2					
<hr/>																	
TOTALS		RPI 1-25		RPI 26-50		W-L RECORDS		RPI 51-100		RPI 101-150		RPI 150+					
29-6-0		10-3-0		2-0-0		OVERALL		12-2-0		2-1-0		3-0-0					
19-3-0		6-1-0		1-0-0		HOME		9-1-0		2-1-0		1-0-0					
9-3-0		4-2-0		1-0-0		AWAY		2-1-0		0-0-0		2-0-0					
1-0-0		0-0-0		0-0-0		NEUTRAL		1-0-0		0-0-0		0-0-0					
<hr/>																	
18-3-0		6-1-0		2-0-0		NON-CONFERENCE		5-1-0		2-1-0		3-0-0					
13-2-0		4-0-0		1-0-0		HOME		5-1-0		2-1-0		1-0-0					
5-1-0		2-1-0		1-0-		AWAY		0-0-0		0-0-0		2-0-0					
0-0-0		0-0-0		0-0-0		NEUTRAL		0-0-0		0-0-0		0-0-0					
<hr/>																	
11-3-0		4-2-0		0-0-0		CONFERENCE		7-1-0		0-0-0		0-0-0					
6-1-0		2-1-0		0-0-0		HOME		4-0-0		0-0-0		0-0-0					
4-2-0		2-1-0		0-0-0		AWAY		2-1-0		0-0-0		0-0-0					
1-0-0		0-0-0		0-0-0		NEUTRAL		1-0-0		0-0-0		0-0-0					
<hr/>																	
RPI	S	Opponent		Score		RPI	S	Opponent		Score		RPI	S	Opponent		Score	
3	H	Oregon St.		9 7		47	A	Loyola Marymount		9 4		52	H	UC Irvine		9 3	
3	H	Oregon St.		3 7		47	H	Loyola Marymount		5 0		55	H	Pepperdine		3 2	
3	H	Oregon St.		8 0								64	H	California		8 7	
9	H	East Carolina		3 0								67	H	Michigan		5 7	
9	H	East Carolina		7 5								81	A	Southern California		9 2	
9	H	East Carolina		8 5								81	A	Southern California		2 7	
10	A	Stanford		2 3								81	A	Southern California		7 1	
10	A	Stanford		10 7								81	N	Southern California		7 5	
10	A	Stanford		11 5								88	H	St. John's (NY)		9 0	
11	A	Georgia Tech		8 2								88	H	St. John's (NY)		11 1	
11	A	Georgia Tech		6 0								88	H	St. John's (NY)		3 2	
11	A	Georgia Tech		3 4								89	H	Arizona		3 1	
25	H	Oklahoma St.		6 3								89	H	Arizona		12 10	
												89	H	Arizona		10 5	
<hr/>																	
LAST 10 GAMES																	
		9 H East Carolina		3 0				10 A Stanford		10 7							
		64 H California		8 7				10 A Stanford		11 5							
		9 H East Carolina		8 5				10 A Stanford		2 3							
		9 H East Carolina		7 5				207 H CSUN		10 1							
		52 H UC Irvine		9 3				81 A Southern California		9 2							

Non-Div. I Games:

UCLA



Average RPI Win: 89		WON-LOST	WINNING	LAST 10	STRENGTH OF		OPP. STRENGTH	TEAM	ADJ	CONF.	ADJ CONF.
Average RPI Loss: 33		RECORD	PCT. RANK	GAMES	SCHEDULE		OF SCHEDULE	RPI	RPI	RPI	RPI
DIV. I ONLY		28-9-0	.75676	12	6-4-0		1	31	2	.63742	2
DIV. I NON-CONF.		19-3-0	.86364	6	3-0-0		27	171	5	.61522	5
TOTALS		RPI 1-25	RPI 26-50		W-L RECORDS		RPI 51-100		RPI 101-150		RPI 150+
28-9-0		9-6-0	4-1-0		OVERALL		3-1-0		6-1-0		6-0-0
21-4-0		7-2-0	4-1-0		HOME		2-0-0		5-1-0		3-0-0
3-4-0		2-4-0	0-0-0		AWAY		0-0-0		0-0-0		1-0-0
4-1-0		0-0-0	0-0-0		NEUTRAL		1-1-0		1-0-0		2-0-0
19-3-0		0-0-0	4-1-0		NON-CONFERENCE		3-1-0		6-1-0		6-0-0
14-2-0		0-0-0	4-1-0		HOME		2-0-0		5-1-0		3-0-0
1-0-0		0-0-0	0-0-		AWAY		0-0-0		0-0-0		1-0-0
4-1-0		0-0-0	0-0-0		NEUTRAL		1-1-0		1-0-0		2-0-0
9-6-0		9-6-0	0-0-0		CONFERENCE		0-0-0		0-0-0		0-0-0
7-2-0		7-2-0	0-0-0		HOME		0-0-0		0-0-0		0-0-0
2-4-0		2-4-0	0-0-0		AWAY		0-0-0		0-0-0		0-0-0
0-0-0		0-0-0	0-0-0		NEUTRAL		0-0-0		0-0-0		0-0-0
RPI S	Opponent	Score		RPI S	Opponent	Score		RPI S	Opponent	Score	
6 A	Georgia	1	3	37 H	Evansville	5	4	55 H	Pepperdine	6	3
6 A	Georgia	3	8	44 H	Illinois St.	10	4	55 H	Pepperdine	6	2
6 A	Georgia	3	2	44 H	Illinois St.	9	1	71 N	TCU	2	10
7 H	Arkansas	12	2	44 H	Illinois St.	3	7	80 N	Cal St. Fullerton	14	9
7 H	Arkansas	3	2	46 H	Indiana St.	7	1				
7 H	Arkansas	12	14								
8 H	Tennessee	4	2								
8 H	Tennessee	10	4								
8 H	Tennessee	6	7								
13 A	Texas A&M	0	7								
13 A	Texas A&M	7	8								
13 A	Texas A&M	7	4								
22 H	Florida	15	2								
22 H	Florida	5	0								
22 H	Florida	14	4								
				LAST 10 GAMES							
				46 H	Indiana St.	7	1	6 A	Georgia	1	3
				7 H	Arkansas	12	14	6 A	Georgia	3	8
				7 H	Arkansas	12	2	6 A	Georgia	3	2
				7 H	Arkansas	3	2	178 H	Western Ky.	5	4
				192 A	Middle Tenn.	15	3	8 H	Tennessee	6	7

Non-Div. I Games:

Vanderbilt



Average RPI Win: 64		WON-LOST	WINNING	LAST 10	STRENGTH OF		OPP. STRENGTH	TEAM	ADJ	CONF.	ADJ CONF.
Average RPI Loss: 43		RECORD	PCT. RANK	GAMES	SCHEDULE		OF SCHEDULE	RPI	RPI	RPI	RPI
DIV. I ONLY		26-8-1	.75714	11	7-3-0		4	8	3	.63736	3
DIV. I NON-CONF.		13-3-1	.79412	17	1-1-0		8	5	2	.62926	2
TOTALS		RPI 1-25	RPI 26-50		W-L RECORDS		RPI 51-100		RPI 101-150		RPI 150+
26-8-1		4-3-0	7-2-1		OVERALL		10-2-0		3-1-0		2-0-0
10-4-0		2-1-0	1-1-0		HOME		4-2-0		3-0-0		0-0-0
6-3-0		1-2-0	2-1-0		AWAY		3-0-0		0-0-0		0-0-0
10-1-1		1-0-0	4-0-1		NEUTRAL		3-0-0		0-1-0		2-0-0
13-3-1		3-1-0	4-0-1		NON-CONFERENCE		4-1-0		0-1-0		2-0-0
3-2-0		2-1-0	0-0-0		HOME		1-1-0		0-0-0		0-0-0
0-0-0		0-0-0	0-0-		AWAY		0-0-0		0-0-0		0-0-0
10-1-1		1-0-0	4-0-1		NEUTRAL		3-0-0		0-1-0		2-0-0
13-5-0		1-2-0	3-2-0		CONFERENCE		6-1-0		3-0-0		0-0-0
7-2-0		0-0-0	1-1-0		HOME		3-1-0		3-0-0		0-0-0
6-3-0		1-2-0	2-1-0		AWAY		3-0-0		0-0-0		0-0-0
0-0-0		0-0-0	0-0-0		NEUTRAL		0-0-0		0-0-0		0-0-0
RPI S	Opponent	Score	RPI S	Opponent	Score	RPI S	Opponent	Score	RPI S	Opponent	Score
1 A	UCLA	7 9	32 H	Oregon	8 12	53 A	Washington	1 0	118 H	Utah	3 2
1 A	UCLA	0 8	32 H	Oregon	7 6	53 A	Washington	4 3	118 H	Utah	6 2
1 A	UCLA	7 3	33 N	Nebraska	5 3	53 A	Washington	10 7	118 H	Utah	11 0
14 H	West Virginia	9 2	33 N	Nebraska	17 1	57 N	Gonzaga	9 3	124 N	Portland	1 5
14 H	West Virginia	4 2	33 N	Nebraska	8 3	64 H	California	3 2	185 N	New Mexico	6 5
14 H	West Virginia	0 2	33 N	Nebraska	8 2	64 H	California	2 3	185 N	New Mexico	5 0
21 N	Indiana	8 3	34 A	Arizona St.	1 4	64 H	California	10 5			
			34 A	Arizona St.	6 4	70 H	San Diego St.	3 4			
			34 A	Arizona St.	4 3	70 H	San Diego St.	8 1			
			43 N	Coastal Caro.	4 4	74 N	Minnesota	2 1			
						74 N	Minnesota	13 1			
						89 H	Arizona	8 4			
LAST 10 GAMES											
			118 H	Utah	11 0	32 H	Oregon	8 12			
			89 H	Arizona	8 4	118 H	Utah	3 2			
			34 A	Arizona St.	4 3	118 H	Utah	6 2			
			34 A	Arizona St.	6 4	70 H	San Diego St.	8 1			
			34 A	Arizona St.	1 4	70 H	San Diego St.	3 4			

Non-Div. I Games:

Oregon St.



Average RPI Win:	93	WON-LOST	WINNING	LAST 10	STRENGTH OF	OPP. STRENGTH	TEAM	ADJ	CONF.	ADJ CONF.	
Average RPI Loss:	33	RECORD	PCT. RANK	GAMES	SCHEDULE	OF SCHEDULE	RPI	RPI	RPI	RPI	
DIV. I ONLY		30-8-0	.78947	8	8-2-0	7	26	4	.62864	4	4
DIV. I NON-CONF.		16-3-0	.84211	11	3-0-0	55	83	9	.60732	9	4
<hr/>											
TOTALS	RPI 1-25	RPI 26-50		W-L RECORDS		RPI 51-100		RPI 101-150		RPI 150+	
30-8-0	3-4-0	8-2-0		OVERALL		8-2-0		5-0-0		6-0-0	
20-4-0	2-2-0	3-0-0		HOME		5-2-0		5-0-0		5-0-0	
9-2-0	1-2-0	4-0-0		AWAY		3-0-0		0-0-0		1-0-0	
1-2-0	0-0-0	1-2-0		NEUTRAL		0-0-0		0-0-0		0-0-0	
16-3-0	0-0-0	5-2-0		NON-CONFERENCE		0-1-0		5-0-0		6-0-0	
13-1-0	0-0-0	3-0-0		HOME		0-1-0		5-0-0		5-0-0	
2-0-0	0-0-0	1-0-		AWAY		0-0-0		0-0-0		1-0-0	
1-2-0	0-0-0	1-2-0		NEUTRAL		0-0-0		0-0-0		0-0-0	
14-5-0	3-4-0	3-0-0		CONFERENCE		8-1-0		0-0-0		0-0-0	
7-3-0	2-2-0	0-0-0		HOME		5-1-0		0-0-0		0-0-0	
7-2-0	1-2-0	3-0-0		AWAY		3-0-0		0-0-0		0-0-0	
0-0-0	0-0-0	0-0-0		NEUTRAL		0-0-0		0-0-0		0-0-0	
RPI	S	Opponent	Score	RPI	S	Opponent	Score	RPI	S	Opponent	Score
11	H	Georgia Tech	0 4	26	A	NC State	14 10	68	H	Boston College	4 6
11	H	Georgia Tech	1 3	26	A	NC State	6 3	68	H	Boston College	4 0
11	H	Georgia Tech	5 4	26	A	NC State	14 2	68	H	Boston College	11 4
18	H	Miami (FL)	7 5	27	H	Ole Miss	4 3	69	A	Duke	8 3
23	A	Clemson	7 4	27	H	Ole Miss	10 8	69	A	Duke	8 6
23	A	Clemson	3 6	28	N	UConn	12 2	69	A	Duke	2 1
23	A	Clemson	1 5	28	N	UConn	2 3	75	H	Xavier	4 5
				28	N	UConn	3 8	76	H	Wake Forest	6 1
				39	A	Kentucky	18 6	76	H	Wake Forest	5 4
				39	H	Kentucky	8 3	76	H	Wake Forest	10 7

Non-Div. I Games:

Louisville



Average RPI Win:		108	WON-LOST RECORD		WINNING PCT. RANK	LAST 10 GAMES		STRENGTH OF SCHEDULE		OPP. STRENGTH OF SCHEDULE	TEAM RPI	ADJ RPI	CONF. RPI	ADJ CONF. RPI				
Average RPI Loss:		83																
DIV. I ONLY			28-5-0		.84848	1		10-0-0		54	62	5	.62711	5	13	13		
DIV. I NON-CONF.			22-4-0		.84615	10		5-0-0		80	33	4	.62021	4	12	12		
TOTALS		RPI 1-25		RPI 26-50		W-L RECORDS		RPI 51-100		RPI 101-150		RPI 150+						
28-5-0		0-0-0		1-1-0		OVERALL		15-3-0		5-1-0		7-0-0						
18-1-0		0-0-0		0-0-0		HOME		7-1-0		4-0-0		7-0-0						
10-4-0		0-0-0		1-1-0		AWAY		8-2-0		1-1-0		0-0-0						
0-0-0		0-0-0		0-0-0		NEUTRAL		0-0-0		0-0-0		0-0-0						
22-4-0		0-0-0		1-1-0		NON-CONFERENCE		10-2-0		5-1-0		6-0-0						
14-1-0		0-0-0		0-0-0		HOME		4-1-0		4-0-0		6-0-0						
8-3-0		0-0-0		1-0-		AWAY		6-1-0		1-1-0		0-0-0						
0-0-0		0-0-0		0-0-0		NEUTRAL		0-0-0		0-0-0		0-0-0						
6-1-0		0-0-0		0-0-0		CONFERENCE		5-1-0		0-0-0		1-0-0						
4-0-0		0-0-0		0-0-0		HOME		3-0-0		0-0-0		1-0-0						
2-1-0		0-0-0		0-0-0		AWAY		2-1-0		0-0-0		0-0-0						
0-0-0		0-0-0		0-0-0		NEUTRAL		0-0-0		0-0-0		0-0-0						
RPI	S	Opponent		Score		RPI	S	Opponent		Score		RPI	S	Opponent		Score		
				47	A	Loyola Marymount	7	2	52	H	UC Irvine	10	1	115	H	Missouri St.	7	3
				47	A	Loyola Marymount	7	9	52	H	UC Irvine	3	2	115	H	Missouri St.	11	1
									52	H	UC Irvine	4	1	115	H	Missouri St.	5	3
									55	A	Pepperdine	5	3	117	A	UNLV	8	9
									55	A	Pepperdine	8	2	117	A	UNLV	13	2
									55	H	Pepperdine	3	2	140	H	Nevada	2	1
									73	A	Saint Mary's (CA)	6	7	151	H	SFA	14	12
									78	A	Tulane	7	4	151	H	SFA	3	2
									78	A	Tulane	8	7	151	H	SFA	7	0
									78	A	Tulane	16	6	203	H	Hartford	6	4
									80	A	Cal St. Fullerton	7	6	203	H	Hartford	10	5
									80	A	Cal St. Fullerton	7	9	203	H	Hartford	14	0
									80	A	Cal St. Fullerton	8	7	253	H	UC Davis	9	8
									81	A	Southern California	2	1					
									81	H	Southern California	10	4					
									96	H	California Baptist	7	1					
									96	H	California Baptist	8	2					
									96	H	California Baptist	1	5					
LAST 10 GAMES																		
				47	A	Loyola Marymount	7	2	55	A	Pepperdine	8	2					
				253	H	UC Davis	9	8	151	H	SFA	7	0					
				52	H	UC Irvine	3	2	151	H	SFA	14	12					
				52	H	UC Irvine	10	1	151	H	SFA	3	2					
				52	H	UC Irvine	4	1	81	H	Southern California	10	4					

Non-Div. I Games:

UC Santa Barbara



Average RPI Win:	109	WON-LOST RECORD	WINNING PCT. RANK	LAST 10 GAMES	STRENGTH OF SCHEDULE	OPP. STRENGTH OF SCHEDULE	TEAM RPI	ADJ RPI	CONF. RPI	ADJ CONF. RPI		
DIV. I ONLY		31-8-0	.79487	7	7-3-0	27	11	6	.62435	6	1	1
DIV. I NON-CONF.		20-3-0	.86957	5	3-0-0	129	116	13	.60023	13	1	1
<hr/>												
TOTALS	RPI 1-25	RPI 26-50		W-L RECORDS		RPI 51-100		RPI 101-150		RPI 150+		
31-8-0	9-5-0	5-1-0		OVERALL		2-1-0		6-0-0		9-1-0		
20-3-0	7-2-0	0-0-0		HOME		0-0-0		6-0-0		7-1-0		
11-5-0	2-3-0	5-1-0		AWAY		2-1-0		0-0-0		2-0-0		
0-0-0	0-0-0	0-0-0		NEUTRAL		0-0-0		0-0-0		0-0-0		
20-3-0	3-1-0	0-0-0		NON-CONFERENCE		2-1-0		6-0-0		9-1-0		
15-1-0	2-0-0	0-0-0		HOME		0-0-0		6-0-0		7-1-0		
5-2-0	1-1-0	0-0-		AWAY		2-1-0		0-0-0		2-0-0		
0-0-0	0-0-0	0-0-0		NEUTRAL		0-0-0		0-0-0		0-0-0		
11-5-0	6-4-0	5-1-0		CONFERENCE		0-0-0		0-0-0		0-0-0		
5-2-0	5-2-0	0-0-0		HOME		0-0-0		0-0-0		0-0-0		
6-3-0	1-2-0	5-1-0		AWAY		0-0-0		0-0-0		0-0-0		
0-0-0	0-0-0	0-0-0		NEUTRAL		0-0-0		0-0-0		0-0-0		
RPI	S	Opponent	Score	RPI	S	Opponent	Score	RPI	S	Opponent	Score	
2	H	Vanderbilt	8 3	39	A	Kentucky	0 5	62	A	Ga. Southern	3 1	
2	H	Vanderbilt	3 1	39	A	Kentucky	7 3	62	A	Ga. Southern	4 2	
2	H	Vanderbilt	2 3	39	A	Kentucky	10 8	62	A	Ga. Southern	7 10	
8	A	Tennessee	0 3	50	A	South Carolina	8 7			128	H Presbyterian	8 1
8	A	Tennessee	7 1	50	A	South Carolina	6 1			128	H Presbyterian	7 6
8	A	Tennessee	0 2	50	A	South Carolina	4 2			128	H Presbyterian	17 0
11	A	Georgia Tech	2 11							150	H Dayton	5 1
11	H	Georgia Tech	12 2							150	H Dayton	10 7
19	H	LSU	0 1							150	H Dayton	13 1
19	H	LSU	9 7							162	H Jacksonville St.	5 1
19	H	LSU	2 0							217	A Georgia St.	6 3
23	A	Clemson	5 3							217	H Georgia St.	11 1
23	H	Clemson	3 2							218	A Kennesaw St.	7 6
24	H	Missouri	3 0							218	H Kennesaw St.	11 1
										221	H LIU Brooklyn	0 1
										256	H UMass Lowell	12 5
										256	H UMass Lowell	6 2
										256	H UMass Lowell	13 5
										257	H Alabama St.	11 3
<hr/>												
LAST 10 GAMES												
218	A	Kennesaw St.	7 6	8	A	Tennessee	0 3					
62	A	Ga. Southern	4 2	8	A	Tennessee	0 2					
24	H	Missouri	3 0	11	H	Georgia Tech	12 2					
23	H	Clemson	3 2	2	H	Vanderbilt	3 1					
8	A	Tennessee	7 1	2	H	Vanderbilt	8 3					

Non-Div. I Games:

Georgia



Average RPI Win: 93		WON-LOST	WINNING	LAST 10	STRENGTH OF		OPP. STRENGTH	TEAM	ADJ	CONF.	ADJ CONF.
Average RPI Loss: 38		RECORD	PCT. RANK	GAMES	SCHEDULE		OF SCHEDULE	RPI	RPI	RPI	RPI
DIV. I ONLY		28-10-0	.73684	15	6-4-0		15	13	7	.61972	7
DIV. I NON-CONF.		18-4-0	.81818	12	2-1-0		116	57	19	.59042	19
TOTALS		RPI 1-25	RPI 26-50		W-L RECORDS		RPI 51-100		RPI 101-150		RPI 150+
28-10-0		7-3-0	6-5-0		OVERALL		5-1-0		5-1-0		5-0-0
19-4-0		4-0-0	3-3-0		HOME		3-0-0		4-1-0		5-0-0
9-6-0		3-3-0	3-2-0		AWAY		2-1-0		1-0-0		0-0-0
0-0-0		0-0-0	0-0-0		NEUTRAL		0-0-0		0-0-0		0-0-0
18-4-0		0-0-0	3-2-0		NON-CONFERENCE		5-1-0		5-1-0		5-0-0
14-2-0		0-0-0	2-1-0		HOME		3-0-0		4-1-0		5-0-0
4-2-0		0-0-0	1-0-		AWAY		2-1-0		1-0-0		0-0-0
0-0-0		0-0-0	0-0-0		NEUTRAL		0-0-0		0-0-0		0-0-0
10-6-0		7-3-0	3-3-0		CONFERENCE		0-0-0		0-0-0		0-0-0
5-2-0		4-0-0	1-2-0		HOME		0-0-0		0-0-0		0-0-0
5-4-0		3-3-0	2-1-0		AWAY		0-0-0		0-0-0		0-0-0
0-0-0		0-0-0	0-0-0		NEUTRAL		0-0-0		0-0-0		0-0-0
RPI S	Opponent	Score	RPI S	Opponent	Score	RPI S	Opponent	Score	RPI S	Opponent	Score
2 A	Vanderbilt	2 3	27 H	Ole Miss	3 4	81 A	Southern California	6 3	107 H	Memphis	10 3
2 A	Vanderbilt	14 12	27 H	Ole Miss	5 3	81 A	Southern California	8 6	110 H	Little Rock	7 17
2 A	Vanderbilt	2 12	27 H	Ole Miss	5 10	81 A	Southern California	4 6	115 A	Missouri St.	8 2
12 H	Mississippi St.	5 3	36 A	Texas	11 4	94 H	Stony Brook	4 3	129 H	Eastern Ill.	12 3
15 A	Auburn	8 0	36 A	Texas	6 7	94 H	Stony Brook	15 7	129 H	Eastern Ill.	3 2
15 A	Auburn	9 6	38 H	Louisiana Tech	11 0	94 H	Stony Brook	3 1	129 H	Eastern Ill.	15 7
15 A	Auburn	3 6	38 H	Louisiana Tech	4 2				197 H	Charlotte	9 2
24 H	Missouri	3 2	38 H	Louisiana Tech	7 12				214 H	Oral Roberts	15 8
24 H	Missouri	4 3	41 A	Alabama	10 2				255 H	Western Ill.	11 1
24 H	Missouri	2 0	41 A	Alabama	0 10				255 H	Western Ill.	8 0
			41 A	Alabama	12 3				290 H	Ark.-Pine Bluff	16 4
LAST 10 GAMES											
15 A	Auburn	9 6	2 A	Vanderbilt	14 12						
15 A	Auburn	3 6	2 A	Vanderbilt	2 12						
94 H	Stony Brook	3 1	2 A	Vanderbilt	2 3						
12 H	Mississippi St.	5 3	214 H	Oral Roberts	15 8						
290 H	Ark.-Pine Bluff	16 4	15 A	Auburn	8 0						

Non-Div. I Games:

Arkansas



Average RPI Win:	105	WON-LOST	WINNING	LAST 10	STRENGTH OF	OPP. STRENGTH	TEAM	ADJ	CONF.	ADJ CONF.		
Average RPI Loss:	25	RECORD	PCT. RANK	GAMES	SCHEDULE	OF SCHEDULE	RPI	RPI	RPI	RPI		
DIV. I ONLY		28-11-0	.71795	21	7-3-0	3	34	8	.61614	8	1	1
DIV. I NON-CONF.		21-2-0	.91304	2	3-0-0	43	136	3	.6251	3	1	1
<hr/>												
TOTALS	RPI 1-25	RPI 26-50		W-L RECORDS		RPI 51-100		RPI 101-150		RPI 150+		
28-11-0	7-8-0	5-2-0		OVERALL		2-0-0		4-1-0		10-0-0		
21-6-0	6-3-0	4-2-0		HOME		1-0-0		1-1-0		9-0-0		
3-5-0	1-5-0	1-0-0		AWAY		0-0-0		1-0-0		0-0-0		
4-0-0	0-0-0	0-0-0		NEUTRAL		1-0-0		2-0-0		1-0-0		
21-2-0	3-0-0	2-1-0		NON-CONFERENCE		2-0-0		4-1-0		10-0-0		
16-2-0	3-0-0	2-1-0		HOME		1-0-0		1-1-0		9-0-0		
1-0-0	0-0-0	0-0-		AWAY		0-0-0		1-0-0		0-0-0		
4-0-0	0-0-0	0-0-0		NEUTRAL		1-0-0		2-0-0		1-0-0		
7-9-0	4-8-0	3-1-0		CONFERENCE		0-0-0		0-0-0		0-0-0		
5-4-0	3-3-0	2-1-0		HOME		0-0-0		0-0-0		0-0-0		
2-5-0	1-5-0	1-0-0		AWAY		0-0-0		0-0-0		0-0-0		
0-0-0	0-0-0	0-0-0		NEUTRAL		0-0-0		0-0-0		0-0-0		
RPI	S	Opponent	Score	RPI	S	Opponent	Score	RPI	S	Opponent	Score	
2	A	Vanderbilt	7 6	39	A	Kentucky	4 2	65	H	Liberty	7 1	
2	A	Vanderbilt	4 10	48	H	Fresno St.	13 9	91	N	North Florida	10 2	
2	A	Vanderbilt	2 4	48	H	Fresno St.	8 3					
6	H	Georgia	3 0	48	H	Fresno St.	7 10					
6	H	Georgia	1 7	50	H	South Carolina	6 3					
6	H	Georgia	2 0	50	H	South Carolina	2 3					
12	H	Mississippi St.	2 1	50	H	South Carolina	15 5					
12	H	Mississippi St.	5 7									
12	H	Mississippi St.	3 6									
15	A	Auburn	3 5									
15	A	Auburn	0 2									
15	A	Auburn	2 5									
21	H	Indiana	5 1									
21	H	Indiana	11 0									
21	H	Indiana	5 3									
				LAST 10 GAMES								
				178	N	Western Ky.	6 3	6	H	Georgia	2 0	
				39	A	Kentucky	4 2	190	H	Lipscomb	11 2	
				105	H	Morehead St.	3 1	12	H	Mississippi St.	5 7	
				6	H	Georgia	1 7	12	H	Mississippi St.	2 1	
				6	H	Georgia	3 0	12	H	Mississippi St.	3 6	

Non-Div. I Games:

Tennessee



Average RPI Win:	113	WON-LOST	WINNING	LAST 10	STRENGTH OF	OPP. STRENGTH	TEAM	ADJ	CONF.	ADJ CONF.		
Average RPI Loss:	66	RECORD	PCT. RANK	GAMES	SCHEDULE	OF SCHEDULE	RPI	RPI	RPI	RPI		
DIV. I ONLY		27-10-0	.72973	16	6-4-0	35	28	9	.60637	9	5	5
DIV. I NON-CONF.		18-9-0	.66667	60	3-3-0	42	45	25	.58261	25	5	5
<hr/>												
TOTALS	RPI 1-25	RPI 26-50		W-L RECORDS		RPI 51-100		RPI 101-150		RPI 150+		
27-10-0	0-4-0	4-1-0		OVERALL		9-3-0		8-1-0		6-1-0		
16-3-0	0-0-0	1-0-0		HOME		5-1-0		5-1-0		5-1-0		
11-7-0	0-4-0	3-1-0		AWAY		4-2-0		3-0-0		1-0-0		
0-0-0	0-0-0	0-0-0		NEUTRAL		0-0-0		0-0-0		0-0-0		
<hr/>												
18-9-0	0-4-0	1-0-0		NON-CONFERENCE		6-3-0		5-1-0		6-1-0		
12-3-0	0-0-0	0-0-0		HOME		2-1-0		5-1-0		5-1-0		
6-6-0	0-4-0	1-0-		AWAY		4-2-0		0-0-0		1-0-0		
0-0-0	0-0-0	0-0-0		NEUTRAL		0-0-0		0-0-0		0-0-0		
<hr/>												
9-1-0	0-0-0	3-1-0		CONFERENCE		3-0-0		3-0-0		0-0-0		
4-0-0	0-0-0	1-0-0		HOME		3-0-0		0-0-0		0-0-0		
5-1-0	0-0-0	2-1-0		AWAY		0-0-0		3-0-0		0-0-0		
0-0-0	0-0-0	0-0-0		NEUTRAL		0-0-0		0-0-0		0-0-0		
<hr/>												
RPI S	Opponent	Score	RPI S	Opponent	Score	RPI S	Opponent	Score	RPI S	Opponent	Score	
1 A	UCLA	5 7	27 A	Ole Miss	3 2	61 A	Campbell	6 7	118 H	Utah	7 6	
1 A	UCLA	0 3	28 H	UConn	5 1	69 A	Duke	2 7	120 H	Marist	10 5	
1 A	UCLA	5 8	42 A	Houston	3 1	69 H	Duke	6 1	120 H	Marist	5 0	
12 A	Mississippi St.	1 4	42 A	Houston	0 2	72 H	UCF	13 8	120 H	Marist	4 3	
			42 A	Houston	15 3	72 H	UCF	6 5	123 H	Air Force	2 3	
						72 H	UCF	7 4	127 H	Western Caro.	12 6	
						77 A	Maryland	3 0	131 A	South Fla.	13 7	
						77 A	Maryland	9 0	131 A	South Fla.	5 1	
						77 A	Maryland	2 1	131 A	South Fla.	4 0	
						85 H	Wright St.	4 12	156 H	Radford	4 3	
						100 A	Elon	9 4	156 H	Radford	6 2	
						100 H	Elon	5 3	156 H	Radford	15 9	
									201 A	UNCW	9 1	
									263 H	Monmouth	3 1	
									263 H	Monmouth	10 0	
									263 H	Monmouth	5 8	
<hr/>												
LAST 10 GAMES												
42 A Houston						100 A Elon						
156 H Radford						1 A UCLA						
156 H Radford						1 A UCLA						
1 A UCLA						201 A UNCW						
28 H UConn						42 A Houston						

**Non-Div. I Games:**

East Carolina



Average RPI Win:	93	WON-LOST RECORD	WINNING PCT. RANK	LAST 10 GAMES	STRENGTH OF SCHEDULE	OPP. STRENGTH OF SCHEDULE	TEAM RPI	ADJ RPI	CONF. RPI	ADJ CONF. RPI		
DIV. I ONLY		25-6-0	.80645	4	7-3-0	62	7	10	.60551	10	3	3
DIV. I NON-CONF.		14-4-0	.77778	23	2-1-0	40	32	12	.60301	12	2	2
<hr/>												
TOTALS	RPI 1-25	RPI 26-50		W-L RECORDS		RPI 51-100		RPI 101-150		RPI 150+		
25-6-0	1-2-0	5-1-0		OVERALL		9-1-0		6-1-0		4-1-0		
14-5-0	1-2-0	4-1-0		HOME		4-0-0		5-1-0		0-1-0		
8-1-0	0-0-0	1-0-0		AWAY		3-1-0		1-0-0		3-0-0		
3-0-0	0-0-0	0-0-0		NEUTRAL		2-0-0		0-0-0		1-0-0		
14-4-0	0-0-0	4-1-0		NON-CONFERENCE		6-1-0		3-1-0		1-1-0		
7-3-0	0-0-0	4-1-0		HOME		1-0-0		2-1-0		0-1-0		
4-1-0	0-0-0	0-0-		AWAY		3-1-0		1-0-0		0-0-0		
3-0-0	0-0-0	0-0-0		NEUTRAL		2-0-0		0-0-0		1-0-0		
11-2-0	1-2-0	1-0-0		CONFERENCE		3-0-0		3-0-0		3-0-0		
7-2-0	1-2-0	0-0-0		HOME		3-0-0		3-0-0		0-0-0		
4-0-0	0-0-0	1-0-0		AWAY		0-0-0		0-0-0		3-0-0		
0-0-0	0-0-0	0-0-0		NEUTRAL		0-0-0		0-0-0		0-0-0		
RPI	S	Opponent	Score	RPI	S	Opponent	Score	RPI	S	Opponent	Score	
1	H	UCLA	3 2	32	A	Oregon	5 4	53	H	Washington	6 1	
1	H	UCLA	7 10	36	H	Texas	8 1	53	H	Washington	8 2	
1	H	UCLA	5 11	36	H	Texas	9 0	53	H	Washington	3 2	
				36	H	Texas	0 4	55	N	Pepperdine	6 1	
				36	H	Texas	4 2	80	A	Cal St. Fullerton	5 6	
				48	H	Fresno St.	2 0	80	A	Cal St. Fullerton	8 1	
								80	A	Cal St. Fullerton	4 3	
								84	N	Wichita St.	5 4	
								99	A	San Francisco	11 1	
								99	H	San Francisco	8 3	
			</									

Non-Div. I Games:

Stanford



Average RPI Win: 89		WON-LOST RECORD		WINNING PCT. RANK		LAST 10 GAMES		STRENGTH OF SCHEDULE		OPP. STRENGTH OF SCHEDULE		TEAM RPI		ADJ RPI		CONF. RPI		ADJ CONF. RPI	
DIV. I ONLY		25-13-0		.65789 44		6-4-0		6		2		11		.60385 11		4		4	
DIV. I NON-CONF.		14-5-0		.73684 34		2-1-0		10		4		10		.6065 10		4		4	
TOTALS		RPI 1-25		RPI 26-50		W-L RECORDS		RPI 51-100		RPI 101-150		RPI 150+							
25-13-0		10-7-0		0-1-0		OVERALL		5-2-0		4-2-0		6-1-0							
16-7-0		6-3-0		0-0-0		HOME		3-1-0		4-2-0		3-1-0							
9-6-0		4-4-0		0-1-0		AWAY		2-1-0		0-0-0		3-0-0							
0-0-0		0-0-0		0-0-0		NEUTRAL		0-0-0		0-0-0		0-0-0							
14-5-0		5-3-0		0-0-0		NON-CONFERENCE		3-1-0		0-0-0		6-1-0							
10-4-0		4-2-0		0-0-0		HOME		3-1-0		0-0-0		3-1-0							
4-1-0		1-1-0		0-0-		AWAY		0-0-0		0-0-0		3-0-0							
0-0-0		0-0-0		0-0-0		NEUTRAL		0-0-0		0-0-0		0-0-0							
11-8-0		5-4-0		0-1-0		CONFERENCE		2-1-0		4-2-0		0-0-0							
6-3-0		2-1-0		0-0-0		HOME		0-0-0		4-2-0		0-0-0							
5-5-0		3-3-0		0-1-0		AWAY		2-1-0		0-0-0		0-0-0							
0-0-0		0-0-0		0-0-0		NEUTRAL		0-0-0		0-0-0		0-0-0							
RPI	S	Opponent		Score		RPI	S	Opponent		Score		RPI	S	Opponent		Score			
1	H	UCLA		0 6		35	A	Virginia Tech		2 3		62	H	Ga. Southern		7 6			
1	H	UCLA		4 3								68	A	Boston College		7 0			
1	H	UCLA		2 8								68	A	Boston College		2 9			
4	A	Louisville		4 0								68	A	Boston College		9 1			
4	A	Louisville		4 5								98	H	Northwestern		9 2			
4	A	Louisville		3 1								98	H	Northwestern		1 5			
6	A	Georgia		2 12								98	H	Northwestern		12 1			
6	H	Georgia		11 2								174	H	Richmond		1 7			
14	H	West Virginia		5 4								186	H	UIC		6 3			
15	A	Auburn		9 3								194	A	Mercer		14 8			
15	H	Auburn		11 6								217	A	Georgia St.		10 0			
18	A	Miami (FL)		6 9								217	H	Georgia St.		7 3			
18	A	Miami (FL)		5 6								218	A	Kennesaw St.		10 7			
18	A	Miami (FL)		5 4								218	H	Kennesaw St.		9 1			
20	H	North Carolina		10 5															
20	H	North Carolina		4 11															
20	H	North Carolina		11 10															
LAST 10 GAMES																			
						35	A	Virginia Tech		2 3		6	A	Georgia		2 12			
						15	H	Auburn		11 6		20	H	North Carolina		10 5			
						68	A	Boston College		7 0		20	H	North Carolina		11 10			
						68	A	Boston College		9 1		20	H	North Carolina		4 11			
						68	A	Boston College		2 9		15	A	Auburn		9 3			

Non-Div. I Games:

Georgia Tech



Average RPI Win: 123		WON-LOST	WINNING	LAST 10	STRENGTH OF		OPP. STRENGTH	TEAM	ADJ	CONF.	ADJ CONF.
Average RPI Loss: 21		RECORD	PCT. RANK	GAMES	SCHEDULE		OF SCHEDULE	RPI	RPI	RPI	RPI
DIV. I ONLY		32-7-0	.82051	3	78		12	12	.60366	12	1
DIV. I NON-CONF.		22-1-0	.95652	1	248		89	26	.58143	26	1
TOTALS		RPI 1-25	RPI 26-50		W-L RECORDS		RPI 51-100		RPI 101-150		RPI 150+
32-7-0		9-6-0	3-0-0		OVERALL		4-1-0		4-0-0		12-0-0
25-4-0		4-3-0	3-0-0		HOME		3-1-0		3-0-0		12-0-0
5-3-0		4-3-0	0-0-0		AWAY		0-0-0		1-0-0		0-0-0
2-0-0		1-0-0	0-0-0		NEUTRAL		1-0-0		0-0-0		0-0-0
22-1-0		2-0-0	0-0-0		NON-CONFERENCE		4-1-0		4-0-0		12-0-0
19-1-0		1-0-0	0-0-0		HOME		3-1-0		3-0-0		12-0-0
1-0-0		0-0-0	0-0-		AWAY		0-0-0		1-0-0		0-0-0
2-0-0		1-0-0	0-0-0		NEUTRAL		1-0-0		0-0-0		0-0-0
10-6-0		7-6-0	3-0-0		CONFERENCE		0-0-0		0-0-0		0-0-0
6-3-0		3-3-0	3-0-0		HOME		0-0-0		0-0-0		0-0-0
4-3-0		4-3-0	0-0-0		AWAY		0-0-0		0-0-0		0-0-0
0-0-0		0-0-0	0-0-0		NEUTRAL		0-0-0		0-0-0		0-0-0
RPI S	Opponent	Score	RPI S	Opponent	Score	RPI S	Opponent	Score	RPI S	Opponent	Score
7 A	Arkansas	3 5	41 H	Alabama	6 0	51 N	Sam Houston St.	5 4	108 H	South Alabama	7 5
8 A	Tennessee	7 5	41 H	Alabama	13 3	58 H	Southern Miss.	8 1	110 H	Little Rock	15 4
8 A	Tennessee	1 2	41 H	Alabama	9 1	58 H	Southern Miss.	0 1	134 A	Samford	6 4
8 A	Tennessee	6 3				58 H	Southern Miss.	4 3	146 H	La.-Monroe	21 8
9 H	East Carolina	4 1				92 H	Southeastern La.	12 0	153 H	UAB	3 2
15 H	Auburn	15 2							191 H	Maine	9 8
15 H	Auburn	20 15							191 H	Maine	9 2
15 H	Auburn	5 6							191 H	Maine	5 1
17 N	Texas Tech	4 2							244 H	Texas Southern	5 1
19 H	LSU	5 10							260 H	Grambling	18 1
19 H	LSU	2 11							274 H	Jackson St.	17 4
19 H	LSU	6 5							279 H	Youngstown St.	14 2
22 A	Florida	2 4							279 H	Youngstown St.	14 3
22 A	Florida	6 5							279 H	Youngstown St.	8 0
22 A	Florida	10 5							281 H	Mississippi Val.	18 5
									290 H	Ark.-Pine Bluff	14 1
LAST 10 GAMES											
	19 H	LSU	6	5		244 H	Texas Southern	5	1		
	191 H	Maine	9	2		41 H	Alabama	13	3		
	279 H	Youngstown St.	14	2		41 H	Alabama	9	1		
	279 H	Youngstown St.	8	0		41 H	Alabama	6	0		
	7 A	Arkansas	3	5		108 H	South Alabama	7	5		

Non-Div. I Games:

Mississippi St.



Average RPI Win: 99		WON-LOST	WINNING	LAST 10	STRENGTH OF		OPP. STRENGTH	TEAM	ADJ	CONF.	ADJ CONF.
Average RPI Loss: 47		RECORD	PCT. RANK	GAMES	SCHEDULE		OF SCHEDULE	RPI	RPI	RPI	RPI
DIV. I ONLY		28-11-1	.7125	23	5-5-0		16	19	13	.60192	13
DIV. I NON-CONF.		18-6-0	.75	29	1-2-0		63	130	36	.57447	36
TOTALS		RPI 1-25	RPI 26-50		W-L RECORDS		RPI 51-100		RPI 101-150		RPI 150+
28-11-1		6-5-1	7-3-0		OVERALL		3-2-0		2-0-0		10-1-0
19-7-1		5-3-1	0-1-0		HOME		2-2-0		2-0-0		10-1-0
6-4-0		1-2-0	5-2-0		AWAY		0-0-0		0-0-0		0-0-0
3-0-0		0-0-0	2-0-0		NEUTRAL		1-0-0		0-0-0		0-0-0
18-6-0		0-0-0	3-3-0		NON-CONFERENCE		3-2-0		2-0-0		10-1-0
14-4-0		0-0-0	0-1-0		HOME		2-2-0		2-0-0		10-1-0
1-2-0		0-0-0	1-0-		AWAY		0-0-0		0-0-0		0-0-0
3-0-0		0-0-0	2-0-0		NEUTRAL		1-0-0		0-0-0		0-0-0
10-5-1		6-5-1	4-0-0		CONFERENCE		0-0-0		0-0-0		0-0-0
5-3-1		5-3-1	0-0-0		HOME		0-0-0		0-0-0		0-0-0
5-2-0		1-2-0	4-0-0		AWAY		0-0-0		0-0-0		0-0-0
0-0-0		0-0-0	0-0-0		NEUTRAL		0-0-0		0-0-0		0-0-0
RPI S	Opponent	Score	RPI S	Opponent	Score	RPI S	Opponent	Score	RPI S	Opponent	Score
2 H	Vanderbilt	8 7	29 N	Baylor	5 2	57 H	Gonzaga	4 6	138 H	Rice	8 3
2 H	Vanderbilt	4 7	30 A	DBU	4 5	57 H	Gonzaga	14 2	147 H	A&M-Corpus Christi	12 2
2 H	Vanderbilt	7 0	36 A	Texas	9 6	57 H	Gonzaga	3 1	151 H	SFA	5 3
15 H	Auburn	4 0	39 A	Kentucky	5 3	71 N	TCU	1 0	170 H	Abilene Christian	9 3
15 H	Auburn	0 7	39 A	Kentucky	9 3	82 H	Incarnate Word	5 6	179 H	Fordham	19 6
15 H	Auburn	4 1	39 A	Kentucky	17 5				179 H	Fordham	3 1
19 A	LSU	3 9	42 A	Houston	1 4				179 H	Fordham	4 0
19 A	LSU	1 2	42 N	Houston	3 2				186 H	UIC	2 7
19 A	LSU	6 4	45 H	Texas St.	3 5				186 H	UIC	3 1
24 H	Missouri	2 3	50 A	South Carolina	8 2				186 H	UIC	4 0
24 H	Missouri	7 3							205 H	Lamar University	10 7
24 H	Missouri	2 2							212 H	Houston Baptist	12 5
									292 H	Prairie View	9 1
LAST 10 GAMES											
19 A	LSU	3 9	15 H	Auburn	0 7						
19 A	LSU	6 4	15 H	Auburn	4 0						
50 A	South Carolina	8 2	45 H	Texas St.	3 5						
42 A	Houston	1 4	19 A	LSU	1 2						
15 H	Auburn	4 1	36 A	Texas	9 6						

Non-Div. I Games:

Texas A&amp;M



Average RPI Win:	108	WON-LOST RECORD	WINNING PCT. RANK	LAST 10 GAMES	STRENGTH OF SCHEDULE	OPP. STRENGTH OF SCHEDULE	TEAM RPI	ADJ RPI	CONF. RPI	ADJ CONF. RPI				
Average RPI Loss:	51													
DIV. I ONLY		22-13-0	.62857	69	8-2-0	20	24	14	.60188	14	2	2		
DIV. I NON-CONF.		16-7-0	.69565	52	2-0-0	78	47	15	.59804	15	3	3		
<hr/>														
TOTALS	RPI 1-25	RPI 26-50		W-L RECORDS		RPI 51-100		RPI 101-150		RPI 150+				
22-13-0	5-5-0	2-4-0		OVERALL		5-2-0		5-1-0		5-1-0				
11-2-0	2-1-0	2-1-0		HOME		0-0-0		4-0-0		3-0-0				
11-11-0	3-4-0	0-3-0		AWAY		5-2-0		1-1-0		2-1-0				
0-0-0	0-0-0	0-0-0		NEUTRAL		0-0-0		0-0-0		0-0-0				
16-7-0	1-3-0	0-0-0		NON-CONFERENCE		5-2-0		5-1-0		5-1-0				
7-0-0	0-0-0	0-0-0		HOME		0-0-0		4-0-0		3-0-0				
9-7-0	1-3-0	0-0-		AWAY		5-2-0		1-1-0		2-1-0				
0-0-0	0-0-0	0-0-0		NEUTRAL		0-0-0		0-0-0		0-0-0				
6-6-0	4-2-0	2-4-0		CONFERENCE		0-0-0		0-0-0		0-0-0				
4-2-0	2-1-0	2-1-0		HOME		0-0-0		0-0-0		0-0-0				
2-4-0	2-1-0	0-3-0		AWAY		0-0-0		0-0-0		0-0-0				
0-0-0	0-0-0	0-0-0		NEUTRAL		0-0-0		0-0-0		0-0-0				
RPI	S	Opponent	Score		RPI	S	Opponent	Score		RPI	S	Opponent	Score	
3	A	Oregon St.	2	4	29	A	Baylor	5	6	62	A	Ga. Southern	0	1
3	A	Oregon St.	2	0	29	A	Baylor	0	12	62	A	Ga. Southern	5	1
3	A	Oregon St.	2	9	29	A	Baylor	4	10	62	A	Ga. Southern	3	1
11	A	Georgia Tech	4	5	40	H	Oklahoma	1	2	77	A	Maryland	8	1
17	H	Texas Tech	4	3	40	H	Oklahoma	12	4	90	A	William & Mary	12	2
17	H	Texas Tech	2	0	40	H	Oklahoma	5	1	90	A	William & Mary	9	1
17	H	Texas Tech	0	3						90	A	William & Mary	4	6
25	A	Oklahoma St.	4	2										
25	A	Oklahoma St.	5	9										
25	A	Oklahoma St.	11	1										
					LAST 10 GAMES									
					265	H	Towson	8	3	17	H	Texas Tech	2	0
					62	A	Ga. Southern	3	1	77	A	Maryland	8	1
					141	H	Canisius	5	4	25	A	Oklahoma St.	4	2
					17	H	Texas Tech	0	3	25	A	Oklahoma St.	5	9
					17	H	Texas Tech	4	3	25	A	Oklahoma St.	11	1

Non-Div. I Games:

West Virginia



Average RPI Win: 102		WON-LOST RECORD	WINNING PCT. RANK	LAST 10 GAMES	STRENGTH OF SCHEDULE	OPP. STRENGTH OF SCHEDULE	TEAM RPI	ADJ RPI	CONF. RPI	ADJ CONF. RPI	
Average RPI Loss: 36											
DIV. I ONLY		25-13-0	.65789 44	3-7-0	9	9	15	.60089 15	1	1	
DIV. I NON-CONF.		16-5-0	.7619 25	0-3-0	148	58	47	.56464 47	1	1	
TOTALS		RPI 1-25	RPI 26-50		W-L RECORDS		RPI 51-100		RPI 101-150		RPI 150+
25-13-0		6-8-0	3-2-0		OVERALL		4-2-0		4-0-0		8-1-0
17-5-0		4-3-0	1-0-0		HOME		2-1-0		3-0-0		7-1-0
8-7-0		2-5-0	2-1-0		AWAY		2-1-0		1-0-0		1-0-0
0-1-0		0-0-0	0-1-0		NEUTRAL		0-0-0		0-0-0		0-0-0
16-5-0		0-2-0	0-0-0		NON-CONFERENCE		4-2-0		4-0-0		8-1-0
12-3-0		0-1-0	0-0-0		HOME		2-1-0		3-0-0		7-1-0
4-2-0		0-1-0	0-0-		AWAY		2-1-0		1-0-0		1-0-0
0-0-0		0-0-0	0-0-0		NEUTRAL		0-0-0		0-0-0		0-0-0
9-8-0		6-6-0	3-2-0		CONFERENCE		0-0-0		0-0-0		0-0-0
5-2-0		4-2-0	1-0-0		HOME		0-0-0		0-0-0		0-0-0
4-5-0		2-4-0	2-1-0		AWAY		0-0-0		0-0-0		0-0-0
0-1-0		0-0-0	0-1-0		NEUTRAL		0-0-0		0-0-0		0-0-0
RPI S	Opponent	Score	RPI S	Opponent	Score	RPI S	Opponent	Score	RPI S	Opponent	Score
7 H	Arkansas	6 3	27 H	Ole Miss	7 4	62 H	Ga. Southern	11 2	108 A	South Alabama	6 2
7 H	Arkansas	0 8	41 N	Alabama	3 6	62 H	Ga. Southern	5 7	113 H	Cincinnati	5 0
7 H	Arkansas	6 9	50 A	South Carolina	7 5	62 H	Ga. Southern	4 3	113 H	Cincinnati	9 5
8 H	Tennessee	2 0	50 A	South Carolina	4 2	72 A	UCF	4 1	113 H	Cincinnati	5 0
8 H	Tennessee	5 2	50 A	South Carolina	0 4	72 A	UCF	1 6	152 H	UTSA	5 0
8 H	Tennessee	5 3				72 A	UCF	13 9	152 H	UTSA	6 0
11 A	Georgia Tech	6 11							152 H	UTSA	8 3
11 H	Georgia Tech	3 9							153 A	UAB	13 5
12 A	Mississippi St.	2 15							162 H	Jacksonville St.	6 11
12 A	Mississippi St.	6 5							224 H	UT Martin	15 9
12 A	Mississippi St.	15 20							224 H	UT Martin	2 0
13 A	Texas A&M	0 4							298 H	Alabama A&M	10 1
13 A	Texas A&M	7 0							298 H	Alabama A&M	10 2
13 A	Texas A&M	1 4									
LAST 10 GAMES											
7 H	Arkansas	6 9	13 A	Texas A&M	7 0						
7 H	Arkansas	6 3	13 A	Texas A&M	0 4						
27 H	Ole Miss	7 4	162 H	Jacksonville St.	6 11						
11 A	Georgia Tech	6 11	7 H	Arkansas	0 8						
13 A	Texas A&M	1 4	11 H	Georgia Tech	3 9						

Non-Div. I Games:

Auburn



Average RPI Win:	109	WON-LOST RECORD	WINNING PCT. RANK	LAST 10 GAMES	STRENGTH OF SCHEDULE	OPP. STRENGTH OF SCHEDULE	TEAM RPI	ADJ RPI	CONF. RPI	ADJ CONF. RPI					
DIV. I ONLY		20-8-0	.71429	22	8-2-0	75	68	16	.59394	16	17	17			
DIV. I NON-CONF.		17-7-0	.70833	44	5-1-0	74	6	14	.59879	14	15	15			
<hr/>															
TOTALS	RPI 1-25	RPI 26-50			W-L RECORDS		RPI 51-100		RPI 101-150		RPI 150+				
20-8-0	0-0-0	6-4-0			OVERALL		5-3-0		4-0-0		5-1-0				
5-2-0	0-0-0	3-1-0			HOME		2-1-0		0-0-0		0-0-0				
13-5-0	0-0-0	2-2-0			AWAY		3-2-0		4-0-0		4-1-0				
2-1-0	0-0-0	1-1-0			NEUTRAL		0-0-0		0-0-0		1-0-0				
<hr/>															
17-7-0	0-0-0	6-4-0			NON-CONFERENCE		5-3-0		4-0-0		2-0-0				
5-2-0	0-0-0	3-1-0			HOME		2-1-0		0-0-0		0-0-0				
11-4-0	0-0-0	2-0-			AWAY		3-2-0		4-0-0		2-0-0				
1-1-0	0-0-0	1-1-0			NEUTRAL		0-0-0		0-0-0		0-0-0				
<hr/>															
3-1-0	0-0-0	0-0-0			CONFERENCE		0-0-0		0-0-0		3-1-0				
0-0-0	0-0-0	0-0-0			HOME		0-0-0		0-0-0		0-0-0				
2-1-0	0-0-0	0-0-0			AWAY		0-0-0		0-0-0		2-1-0				
1-0-0	0-0-0	0-0-0			NEUTRAL		0-0-0		0-0-0		1-0-0				
<hr/>															
RPI	S	Opponent	Score	RPI	S	Opponent	Score	RPI	S	Opponent	Score				
				33	A	Nebraska	10 2	77	A	Maryland	5 3	110	A	Little Rock	10 8
				33	H	Nebraska	3 6	77	A	Maryland	8 6	110	A	Little Rock	13 8
				37	A	Evansville	0 11	77	A	Maryland	3 2	110	A	Little Rock	12 10
				37	A	Evansville	1 7	79	H	Kansas St.	11 1	126	A	McNeese	11 7
				37	A	Evansville	10 4	79	H	Kansas St.	2 9	193	A	Saint Louis	12 11
				44	H	Illinois St.	17 3	79	H	Kansas St.	4 0	193	A	Saint Louis	9 4
				44	H	Illinois St.	7 3	84	A	Wichita St.	3 4	202	N	Seton Hall	5 1
				44	H	Illinois St.	8 7	84	A	Wichita St.	5 7	245	A	Butler	8 7
				45	N	Texas St.	9 12					245	A	Butler	7 5
				45	N	Texas St.	6 5					245	A	Butler	0 5
<hr/>															
LAST 10 GAMES															
				245	A	Butler	0 5	245	A	Butler	8 7				
				245	A	Butler	7 5	33	A	Nebraska	10 2				
				44	H	Illinois St.	8 7	79	H	Kansas St.	11 1				
				44	H	Illinois St.	7 3	79	H	Kansas St.	2 9				
				202	N	Seton Hall	5 1	79	H	Kansas St.	4 0				

**Non-Div. I Games:**

Creighton



Average RPI Win: 83 Average RPI Loss: 67		WON-LOST RECORD	WINNING PCT. RANK	LAST 10 GAMES	STRENGTH OF SCHEDULE	OPP. STRENGTH OF SCHEDULE	TEAM RPI	ADJ RPI	CONF. RPI	ADJ CONF. RPI				
DIV. I ONLY		23-13-0	.63889	59	4-6-0	13	35	17	.59279	17	2	2		
DIV. I NON-CONF.		17-6-0	.73913	31	1-2-0	5	55	6	.61478	6	3	3		
<hr/>														
TOTALS		RPI 1-25	RPI 26-50		W-L RECORDS		RPI 51-100		RPI 101-150		RPI 150+			
23-13-0		1-3-0	6-5-0		OVERALL		10-2-0		4-1-0		2-2-0			
15-4-0		0-0-0	5-2-0		HOME		6-0-0		3-1-0		1-1-0			
7-7-0		1-2-0	1-2-0		AWAY		4-2-0		0-0-0		1-1-0			
1-2-0		0-1-0	0-1-0		NEUTRAL		0-0-0		1-0-0		0-0-0			
<hr/>														
17-6-0		0-1-0	5-2-0		NON-CONFERENCE		8-1-0		2-0-0		2-2-0			
13-2-0		0-0-0	5-1-0		HOME		6-0-0		1-0-0		1-1-0			
3-2-0		0-0-0	0-0-		AWAY		2-1-0		0-0-0		1-1-0			
1-2-0		0-1-0	0-1-0		NEUTRAL		0-0-0		1-0-0		0-0-0			
<hr/>														
6-7-0		1-2-0	1-3-0		CONFERENCE		2-1-0		2-1-0		0-0-0			
2-2-0		0-0-0	0-1-0		HOME		0-0-0		2-1-0		0-0-0			
4-5-0		1-2-0	1-2-0		AWAY		2-1-0		0-0-0		0-0-0			
0-0-0		0-0-0	0-0-0		NEUTRAL		0-0-0		0-0-0		0-0-0			
<hr/>														
RPI	S	Opponent	Score		RPI	S	Opponent	Score		RPI	S	Opponent	Score	
12	N	Mississippi St.	2	4	29	H	Baylor	10	11	67	H	Michigan	11	2
14	A	West Virginia	3	4	32	H	Oregon	6	4	67	H	Michigan	8	5
14	A	West Virginia	3	0	32	H	Oregon	4	9	67	H	Michigan	10	3
14	A	West Virginia	0	2	32	H	Oregon	12	11	69	A	Duke	6	13
					33	N	Nebraska	1	2	70	A	San Diego St.	5	1
					36	A	Texas	3	4	70	A	San Diego St.	12	9
					36	A	Texas	3	0	79	A	Kansas St.	4	3
					36	A	Texas	3	4	79	A	Kansas St.	11	4
					39	H	Kentucky	10	7	79	A	Kansas St.	4	5
					39	H	Kentucky	7	4	84	H	Wichita St.	12	2
					39	H	Kentucky	19	4	84	H	Wichita St.	15	10
										84	H	Wichita St.	15	4
<hr/>														
LAST 10 GAMES														
					79	A	Kansas St.	4	3	14	A	West Virginia	3	4
					79	A	Kansas St.	11	4	14	A	West Virginia	0	2
					29	H	Baylor	10	11	143	N	New Mexico St.	10	5
					69	A	Duke	6	13	112	H	Kansas	9	13
					14	A	West Virginia	3	0	112	H	Kansas	19	4
<hr/>														

Non-Div. I Games:

Texas Tech



Average RPI Win:		134	WON-LOST		WINNING		LAST 10		STRENGTH OF		OPP. STRENGTH		TEAM	ADJ		CONF.	ADJ CONF.	
Average RPI Loss:		52	RECORD		PCT. RANK		GAMES		SCHEDULE		OF SCHEDULE		RPI	RPI		RPI	RPI	
DIV. I ONLY			26-13-0		.66667		39		8-2-0		12		91		18		.59222	
DIV. I NON-CONF.			16-4-0		.8		16		3-0-0		30		181		11		.60466	
TOTALS		RPI 1-25		RPI 26-50		W-L RECORDS		RPI 51-100		RPI 101-150		RPI 150+						
26-13-0		4-6-0		0-3-0		OVERALL		4-2-0		7-0-0		11-2-0						
16-7-0		2-1-0		0-3-0		HOME		3-2-0		2-0-0		9-1-0						
10-6-0		2-5-0		0-0-0		AWAY		1-0-0		5-0-0		2-1-0						
0-0-0		0-0-0		0-0-0		NEUTRAL		0-0-0		0-0-0		0-0-0						
16-4-0		1-2-0		0-0-0		NON-CONFERENCE		2-1-0		4-0-0		9-1-0						
12-2-0		0-0-0		0-0-0		HOME		1-1-0		2-0-0		9-1-0						
4-2-0		1-2-0		0-0-		AWAY		1-0-0		2-0-0		0-0-0						
0-0-0		0-0-0		0-0-0		NEUTRAL		0-0-0		0-0-0		0-0-0						
10-9-0		3-4-0		0-3-0		CONFERENCE		2-1-0		3-0-0		2-1-0						
4-5-0		2-1-0		0-3-0		HOME		2-1-0		0-0-0		0-0-0						
6-4-0		1-3-0		0-0-0		AWAY		0-0-0		3-0-0		2-1-0						
0-0-0		0-0-0		0-0-0		NEUTRAL		0-0-0		0-0-0		0-0-0						
RPI	S	Opponent		Score		RPI	S	Opponent		Score		RPI	S	Opponent		Score		
4	A	Louisville		5 7		26	H	NC State		3 6		56	A	Fla. Atlantic		16 6		
11	H	Georgia Tech		6 5		26	H	NC State		4 6		56	H	Fla. Atlantic		11 4		
11	H	Georgia Tech		9 6		26	H	NC State		6 7		56	H	Fla. Atlantic		4 6		
11	H	Georgia Tech		4 5								59	H	Florida St.		11 0		
20	A	North Carolina		5 8								59	H	Florida St.		4 0		
20	A	North Carolina		6 4								59	H	Florida St.		5 6		
20	A	North Carolina		3 9														
22	A	Florida		5 2														
22	A	Florida		1 4														
22	A	Florida		3 9														
		</																

Non-Div. I Games:

Miami (FL)



Average RPI Win: 94		WON-LOST	WINNING	LAST 10	STRENGTH OF	OPP. STRENGTH	TEAM	ADJ	CONF.	ADJ CONF.				
Average RPI Loss: 55		RECORD	PCT. RANK	GAMES	SCHEDULE	OF SCHEDULE	RPI	RPI	RPI	RPI				
DIV. I ONLY		24-15-0	.61538	75	4-6-0	5	51	19	.59203	19	1	1		
DIV. I NON-CONF.		15-8-0	.65217	67	1-2-0	75	144	64	.54972	64	1	1		
<hr/>														
TOTALS		RPI 1-25	RPI 26-50		W-L RECORDS	RPI 51-100		RPI 101-150		RPI 150+				
24-15-0		6-7-0	3-3-0		OVERALL	6-1-0		3-3-0		6-1-0				
20-4-0		2-2-0	3-0-0		HOME	6-1-0		3-1-0		6-0-0				
4-10-0		4-5-0	0-3-0		AWAY	0-0-0		0-1-0		0-1-0				
0-1-0		0-0-0	0-0-0		NEUTRAL	0-0-0		0-1-0		0-0-0				
15-8-0		0-0-0	0-3-0		NON-CONFERENCE	6-1-0		3-3-0		6-1-0				
15-2-0		0-0-0	0-0-0		HOME	6-1-0		3-1-0		6-0-0				
0-5-0		0-0-0	0-0-		AWAY	0-0-0		0-1-0		0-1-0				
0-1-0		0-0-0	0-0-0		NEUTRAL	0-0-0		0-1-0		0-0-0				
9-7-0		6-7-0	3-0-0		CONFERENCE	0-0-0		0-0-0		0-0-0				
5-2-0		2-2-0	3-0-0		HOME	0-0-0		0-0-0		0-0-0				
4-5-0		4-5-0	0-0-0		AWAY	0-0-0		0-0-0		0-0-0				
0-0-0		0-0-0	0-0-0		NEUTRAL	0-0-0		0-0-0		0-0-0				
RPI	S	Opponent	Score		RPI	S	Opponent	Score		RPI	S	Opponent	Score	
6	A	Georgia	1	0	36	A	Texas	1	8	63	H	Bryant	4	3
6	A	Georgia	0	2	36	A	Texas	4	8	63	H	Bryant	17	8
6	A	Georgia	7	9	36	A	Texas	6	7	63	H	Bryant	13	6
12	A	Mississippi St.	10	5	39	H	Kentucky	2	1	64	H	California	5	4
12	A	Mississippi St.	5	6	39	H	Kentucky	16	4	64	H	California	2	5
12	A	Mississippi St.	11	2	39	H	Kentucky	7	2	64	H	California	4	3
13	H	Texas A&M	9	3						92	H	Southeastern La.	6	5
13	H	Texas A&M	4	6										
13	H	Texas A&M	2	1										
22	H	Florida	9	16										
24	A	Missouri	5	11										
24	A	Missouri	1	4										
24	A	Missouri	12	11										
					LAST 10 GAMES									
					13	H	Texas A&M	9	3	22	H	Florida	9	16
					13	H	Texas A&M	4	6	106	N	Louisiana	5	6
					12	A	Mississippi St.	5	6	24	A	Missouri	5	11
					64	H	California	5	4	24	A	Missouri	1	4
					64	H	California	2	5	24	A	Missouri	12	11

Non-Div. I Games:

LSU



Average RPI Win:		122	WON-LOST RECORD		WINNING PCT. RANK		LAST 10 GAMES		STRENGTH OF SCHEDULE		OPP. STRENGTH OF SCHEDULE		TEAM RPI		ADJ RPI		CONF. RPI		ADJ CONF. RPI					
DIV. I ONLY			27-11-0		.71053		24		6-4-0		73		15		20		.5881		20		4		4	
DIV. I NON-CONF.			17-3-0		.85		9		2-1-0		165		92		34		.57778		34		4		4	
TOTALS		RPI 1-25		RPI 26-50				W-L RECORDS				RPI 51-100				RPI 101-150				RPI 150+				
27-11-0		3-6-0		2-2-0				OVERALL				8-2-0				5-1-0				9-0-0				
21-2-0		2-1-0		0-0-0				HOME				8-1-0				3-0-0				8-0-0				
6-8-0		1-5-0		2-1-0				AWAY				0-1-0				2-1-0				1-0-0				
0-1-0		0-0-0		0-1-0				NEUTRAL				0-0-0				0-0-0				0-0-0				
17-3-0		0-0-0		0-1-0				NON-CONFERENCE				5-2-0				3-0-0				9-0-0				
16-1-0		0-0-0		0-0-0				HOME				5-1-0				3-0-0				8-0-0				
1-1-0		0-0-0		0-0-				AWAY				0-1-0				0-0-0				1-0-0				
0-1-0		0-0-0		0-1-0				NEUTRAL				0-0-0				0-0-0				0-0-0				
10-8-0		3-6-0		2-1-0				CONFERENCE				3-0-0				2-1-0				0-0-0				
5-1-0		2-1-0		0-0-0				HOME				3-0-0				0-0-0				0-0-0				
5-7-0		1-5-0		2-1-0				AWAY				0-0-0				2-1-0				0-0-0				
0-0-0		0-0-0		0-0-0				NEUTRAL				0-0-0				0-0-0				0-0-0				
RPI	S	Opponent		Score		RPI	S	Opponent		Score		RPI	S	Opponent		Score		RPI	S	Opponent		Score		
11	A	Georgia Tech		11	4	35	A	Virginia Tech		1	4	61	H	Campbell		4	2	119	A	Notre Dame		10	1	
11	A	Georgia Tech		5	10	35	A	Virginia Tech		7	5	65	A	Liberty		0	2	119	A	Notre Dame		3	4	
11	A	Georgia Tech		10	11	35	A	Virginia Tech		5	2	66	H	VCU		8	11	119	A	Notre Dame		13	6	
18	H	Miami (FL)		8	5	50	N	South Carolina		2	5	69	H	Duke		1	0	131	H	South Fla.		2	1	
18	H	Miami (FL)		9	3							69	H	Duke		8	7	131	H	South Fla.		3	2	
18	H	Miami (FL)		4	6							69	H	Duke		16	6	131	H	South Fla.		5	3	
23	A	Clemson		3	17							75	H	Xavier		14	3	155	H	Gardner-Webb		18	8	
23	A	Clemson		2	3							75	H	Xavier		12	3	176	H	Davidson		12	4	
23	A	Clemson		4	5							75	H	Xavier		8	3	200	H	N.C. A&T		2	1	
												95	H	UNC Greensboro		17	4	201	A	UNCW		11	4	
																		201	H	UNCW		4	3	
																		256	H	UMass Lowell		14	2	
																		256	H	UMass Lowell		5	0	
																		256	H	UMass Lowell		14	7	
																		259	H	Charleston So.		7	6	
LAST 10 GAMES																								
119 A Notre Dame						3	4	50 N South Carolina						2	5									
119 A Notre Dame						13	6	119 A Notre Dame						10	1									
23 A Clemson						3	17	95 H UNC Greensboro						17	4									
23 A Clemson						2	3	11 A Georgia Tech						5	10									
256 H UMass Lowell						14	7	11 A Georgia Tech						10	11									

**Non-Div. I Games:**

North Carolina



Average RPI Win: 107		WON-LOST RECORD		WINNING PCT. RANK		LAST 10 GAMES		STRENGTH OF SCHEDULE		OPP. STRENGTH OF SCHEDULE		TEAM RPI		ADJ RPI		CONF. RPI		ADJ CONF. RPI							
DIV. I ONLY		25-12-0		.67568 34		8-2-0		26		73		21		.58791 21		8		8							
DIV. I NON-CONF.		17-10-0		.62963 87		5-1-0		18		38		20		.5866 20		7		7							
TOTALS		RPI 1-25		RPI 26-50		W-L RECORDS		RPI 51-100		RPI 101-150		RPI 150+													
25-12-0		0-4-0		6-1-0		OVERALL		6-3-0		7-3-0		6-1-0													
16-3-0		0-0-0		3-0-0		HOME		3-1-0		5-1-0		5-1-0													
6-7-0		0-3-0		2-1-0		AWAY		2-1-0		2-2-0		0-0-0													
3-2-0		0-1-0		1-0-0		NEUTRAL		1-1-0		0-0-0		1-0-0													
17-10-0		0-4-0		6-1-0		NON-CONFERENCE		1-2-0		7-3-0		3-0-0													
10-2-0		0-0-0		3-0-0		HOME		0-1-0		5-1-0		2-0-0													
4-6-0		0-3-0		2-0-		AWAY		0-0-0		2-2-0		0-0-0													
3-2-0		0-1-0		1-0-0		NEUTRAL		1-1-0		0-0-0		1-0-0													
8-2-0		0-0-0		0-0-0		CONFERENCE		5-1-0		0-0-0		3-1-0													
6-1-0		0-0-0		0-0-0		HOME		3-0-0		0-0-0		3-1-0													
2-1-0		0-0-0		0-0-0		AWAY		2-1-0		0-0-0		0-0-0													
0-0-0		0-0-0		0-0-0		NEUTRAL		0-0-0		0-0-0		0-0-0													
RPI	S	Opponent		Score		RPI	S	Opponent		Score		RPI	S	Opponent		Score									
3	N	Oregon St.		3	8	28	N	UConn		9	6	53	N	Washington		1	0	107	A	Memphis	6	1			
8	A	Tennessee		3	5	37	A	Evansville		5	0	60	N	San Diego		3	5	107	A	Memphis	3	6			
8	A	Tennessee		1	5	37	H	Evansville		9	3	77	A	Maryland		19	4	107	A	Memphis	6	0			
8	A	Tennessee		0	11	37	H	Evansville		5	1	77	A	Maryland		20	5	113	A	Cincinnati	5	7			
						37	H	Evansville		6	5	77	A	Maryland		0	2	113	H	Cincinnati	7	1			
						43	A	Coastal Caro.		5	6	85	H	Wright St.		4	15	141	H	Canisius	16	5			
						46	A	Indiana St.		15	14	86	H	Iowa		13	1	141	H	Canisius	5	2			
												86	H	Iowa		3	2	141	H	Canisius	12	1			
												86	H	Iowa		7	1	141	H	Canisius	18	6			
																		145	H	Kent St.	8	9			
																		154	H	Ball St.	14	3			
																		169	H	Purdue	7	6			
																		172	H	Penn St.	0	3			
																		172	H	Penn St.	3	2			
																		172	H	Penn St.	5	3			
																		177	N	Northeastern	6	4			
																		245	H	Butler	9	3			
						LAST 10 GAMES																			
						172	H	Penn St.		5	3	37	H	Evansville		9	3								
						85	H	Wright St.		4	15	154	H	Ball St.		14	3								
						141	H	Canisius		16	5	37	H	Evansville		6	5								
						141	H	Canisius		5	2	37	H	Evansville		5	1								
						177	N	Northeastern		6	4	37	A	Evansville		5	0								

Non-Div. I Games:

Indiana



Average RPI Win: 111		WON-LOST RECORD	WINNING PCT. RANK	LAST 10 GAMES	STRENGTH OF SCHEDULE	OPP. STRENGTH OF SCHEDULE	TEAM RPI	ADJ RPI	CONF. RPI	ADJ CONF. RPI							
Average RPI Loss: 43																	
DIV. I ONLY		26-14-0	.65 51	6-4-0	10	20	22	.58626	22	1	1						
DIV. I NON-CONF.		19-5-0	.79167 19	3-0-0	85	70	28	.58097	28	1	1						
<hr/>																	
TOTALS		RPI 1-25		RPI 26-50		W-L RECORDS		RPI 51-100		RPI 101-150		RPI 150+					
26-14-0		4-6-0		5-4-0		OVERALL		6-2-0		1-2-0		10-0-0					
22-7-0		3-3-0		5-1-0		HOME		3-2-0		1-1-0		10-0-0					
3-7-0		1-3-0		0-3-0		AWAY		2-0-0		0-1-0		0-0-0					
1-0-0		0-0-0		0-0-0		NEUTRAL		1-0-0		0-0-0		0-0-0					
19-5-0		2-1-0		0-0-0		NON-CONFERENCE		6-2-0		1-2-0		10-0-0					
16-4-0		2-1-0		0-0-0		HOME		3-2-0		1-1-0		10-0-0					
2-1-0		0-0-0		0-0-		AWAY		2-0-0		0-1-0		0-0-0					
1-0-0		0-0-0		0-0-0		NEUTRAL		1-0-0		0-0-0		0-0-0					
7-9-0		2-5-0		5-4-0		CONFERENCE		0-0-0		0-0-0		0-0-0					
6-3-0		1-2-0		5-1-0		HOME		0-0-0		0-0-0		0-0-0					
1-6-0		1-3-0		0-3-0		AWAY		0-0-0		0-0-0		0-0-0					
0-0-0		0-0-0		0-0-0		NEUTRAL		0-0-0		0-0-0		0-0-0					
RPI	S	Opponent		Score		RPI	S	Opponent		Score		RPI	S	Opponent		Score	
2	A	Vanderbilt		4 14		27	A	Ole Miss		10 12		59	A	Florida St.		3 1	
2	A	Vanderbilt		2 15		27	A	Ole Miss		4 16		59	H	Florida St.		20 7	
2	A	Vanderbilt		0 5		27	A	Ole Miss		4 12		59	N	Florida St.		4 2	
12	H	Mississippi St.		5 6		41	H	Alabama		6 3		72	H	UCF		9 12	
12	H	Mississippi St.		5 10		41	H	Alabama		12 3		91	H	North Florida		1 7	
12	H	Mississippi St.		4 2		41	H	Alabama		3 1		97	A	Jacksonville		5 4	
18	H	Miami (FL)		4 1		50	H	South Carolina		3 6		97	H	Jacksonville		8 4	
18	H	Miami (FL)		9 3		50	H	South Carolina		6 4		97	H	Jacksonville		13 8	
18	H	Miami (FL)		2 5		50	H	South Carolina		9 5							
19	A	LSU		16 9													

Non-Div. I Games:

Florida



Average RPI Win: 100		WON-LOST	WINNING	LAST 10	STRENGTH OF		OPP. STRENGTH	TEAM	ADJ		CONF.	ADJ CONF.
Average RPI Loss: 59		RECORD	PCT. RANK	GAMES	SCHEDULE		OF SCHEDULE	RPI	RPI		RPI	RPI
DIV. I ONLY		25-12-0	.67568	34	4-6-0		37	5	23		.5861	23
DIV. I NON-CONF.		14-5-0	.73684	34	1-2-0		124	13	43		.56745	43
TOTALS		RPI 1-25	RPI 26-50		W-L RECORDS		RPI 51-100		RPI 101-150		RPI 150+	
25-12-0		5-3-0	5-2-0		OVERALL		4-4-0		4-3-0		7-0-0	
16-6-0		5-2-0	1-1-0		HOME		1-0-0		4-3-0		5-0-0	
7-6-0		0-1-0	3-1-0		AWAY		2-4-0		0-0-0		2-0-0	
2-0-0		0-0-0	1-0-0		NEUTRAL		1-0-0		0-0-0		0-0-0	
14-5-0		0-2-0	2-2-0		NON-CONFERENCE		2-0-0		3-1-0		7-0-0	
10-3-0		0-1-0	1-1-0		HOME		1-0-0		3-1-0		5-0-0	
2-2-0		0-1-0	0-0-		AWAY		0-0-0		0-0-0		2-0-0	
2-0-0		0-0-0	1-0-0		NEUTRAL		1-0-0		0-0-0		0-0-0	
11-7-0		5-1-0	3-0-0		CONFERENCE		2-4-0		1-2-0		0-0-0	
6-3-0		5-1-0	0-0-0		HOME		0-0-0		1-2-0		0-0-0	
5-4-0		0-0-0	3-0-0		AWAY		2-4-0		0-0-0		0-0-0	
0-0-0		0-0-0	0-0-0		NEUTRAL		0-0-0		0-0-0		0-0-0	
RPI S	Opponent	Score	RPI S	Opponent	Score	RPI S	Opponent	Score	RPI S	Opponent	Score	
4 H	Louisville	6 3	35 A	Virginia Tech	14 1	59 A	Florida St.	2 6	103 H	ETSU	14 3	
4 H	Louisville	4 7	35 A	Virginia Tech	6 4	59 A	Florida St.	4 6	108 H	South Alabama	6 2	
4 H	Louisville	5 1	35 A	Virginia Tech	12 9	59 A	Florida St.	2 16	108 H	South Alabama	3 4	
6 A	Georgia	2 3	43 H	Coastal Caro.	8 5	68 A	Boston College	2 3	108 H	South Alabama	7 2	
6 H	Georgia	3 5	50 A	South Carolina	3 14	68 A	Boston College	8 1	119 H	Notre Dame	2 9	
20 H	North Carolina	17 3	50 H	South Carolina	4 5	68 A	Boston College	9 5	119 H	Notre Dame	2 4	
20 H	North Carolina	3 2	50 N	South Carolina	11 5	83 H	Col. of Charleston	13 1	119 H	Notre Dame	5 1	
20 H	North Carolina	5 4				83 N	Col. of Charleston	4 1	163 A	Furman	3 1	
									163 H	Furman	2 0	
									197 A	Charlotte	8 5	
									197 H	Charlotte	7 6	
									254 H	VMI	8 2	
									254 H	VMI	8 6	
									254 H	VMI	11 6	
LAST 10 GAMES												
20 H	North Carolina	17 3	6 A	Georgia	2 3							
20 H	North Carolina	3 2	59 A	Florida St.	4 6							
197 H	Charlotte	7 6	59 A	Florida St.	2 16							
108 H	South Alabama	3 4	59 A	Florida St.	2 6							
108 H	South Alabama	7 2	163 H	Furman	2 0							

Non-Div. I Games:

Clemson



Average RPI Win: 112		WON-LOST RECORD	WINNING PCT. RANK	LAST 10 GAMES	STRENGTH OF SCHEDULE	OPP. STRENGTH OF SCHEDULE	TEAM RPI	ADJ RPI	CONF. RPI	ADJ CONF. RPI	
Average RPI Loss: 59											
DIV. I ONLY		26-13-1	.6625 43	7-3-0	42	21	24	.58438 24	1	1	
DIV. I NON-CONF.		19-5-0	.79167 19	3-0-0	168	108	35	.57584 35	1	1	
<hr/>											
TOTALS		RPI 1-25	RPI 26-50		W-L RECORDS		RPI 51-100		RPI 101-150		RPI 150+
26-13-1		3-6-1	4-2-0		OVERALL		8-2-0		3-1-0		8-2-0
16-3-0		2-1-0	4-2-0		HOME		6-0-0		0-0-0		4-0-0
8-7-1		1-5-1	0-0-0		AWAY		2-2-0		1-0-0		4-0-0
2-3-0		0-0-0	0-0-0		NEUTRAL		0-0-0		2-1-0		0-2-0
19-5-0		0-0-0	0-0-0		NON-CONFERENCE		8-2-0		3-1-0		8-2-0
10-0-0		0-0-0	0-0-0		HOME		6-0-0		0-0-0		4-0-0
7-2-0		0-0-0	0-0-		AWAY		2-2-0		1-0-0		4-0-0
2-3-0		0-0-0	0-0-0		NEUTRAL		0-0-0		2-1-0		0-2-0
7-8-1		3-6-1	4-2-0		CONFERENCE		0-0-0		0-0-0		0-0-0
6-3-0		2-1-0	4-2-0		HOME		0-0-0		0-0-0		0-0-0
1-5-1		1-5-1	0-0-0		AWAY		0-0-0		0-0-0		0-0-0
0-0-0		0-0-0	0-0-0		NEUTRAL		0-0-0		0-0-0		0-0-0
RPI	S	Opponent	Score	RPI	S	Opponent	Score	RPI	S	Opponent	Score
6	A	Georgia	0 3	27	H	Ole Miss	2 1	79	H	Kansas St.	17 2
7	A	Arkansas	3 4	27	H	Ole Miss	0 3	82	A	Incarnate Word	11 7
7	A	Arkansas	2 3	27	H	Ole Miss	8 5	91	A	North Florida	2 4
7	A	Arkansas	0 2	39	H	Kentucky	2 4	91	A	North Florida	4 5
13	A	Texas A&M	2 2	39	H	Kentucky	5 4	91	A	North Florida	5 4
13	A	Texas A&M	3 7	39	H	Kentucky	9 2	93	H	Arkansas St.	14 4
13	A	Texas A&M	3 2					93	H	Arkansas St.	16 1
19	H	LSU	4 1					98	H	Northwestern	9 4
19	H	LSU	11 5					98	H	Northwestern	16 11
19	H	LSU	11 12					98	H	Northwestern	3 2
											101 N Rhode Island 6 8
											101 N Rhode Island 12 4
											101 N Rhode Island 7 0
											115 A Missouri St. 14 6
											152 A UTSA 12 11
											173 A Central Ark. 4 0
											177 N Northeastern 3 4
											180 H Murray St. 2 1
											180 H Murray St. 13 1
											187 N South Dakota St. 3 6
											193 H Saint Louis 4 3
											223 A SIUE 10 3
											275 A Florida A&M 5 3
											298 H Alabama A&M 13 5
<hr/>											
LAST 10 GAMES											
											223 A SIUE 10 3
											39 H Kentucky 9 2
											39 H Kentucky 5 4
											39 H Kentucky 2 4
											193 H Saint Louis 4 3

Non-Div. I Games:

Missouri



Average RPI Win: 79		WON-LOST	WINNING	LAST 10	STRENGTH OF		OPP. STRENGTH	TEAM	ADJ	CONF.	ADJ CONF.
Average RPI Loss: 76		RECORD	PCT. RANK	GAMES	SCHEDULE		OF SCHEDULE	RPI	RPI	RPI	RPI
DIV. I ONLY		23-13-0	.63889	59	5-5-0		19	40	25	.58257	25
DIV. I NON-CONF.		14-8-0	.63636	82	2-1-0		11	56	31	.5797	31
TOTALS		RPI 1-25	RPI 26-50		W-L RECORDS		RPI 51-100		RPI 101-150		RPI 150+
23-13-0		1-3-0	3-1-0		OVERALL		14-5-0		5-3-0		0-1-0
15-7-0		1-2-0	3-0-0		HOME		9-4-0		2-0-0		0-1-0
7-6-0		0-1-0	0-1-0		AWAY		4-1-0		3-3-0		0-0-0
1-0-0		0-0-0	0-0-0		NEUTRAL		1-0-0		0-0-0		0-0-0
14-8-0		0-1-0	1-1-0		NON-CONFERENCE		9-4-0		4-1-0		0-1-0
9-5-0		0-0-0	1-0-0		HOME		6-4-0		2-0-0		0-1-0
4-3-0		0-1-0	0-0-		AWAY		2-0-0		2-1-0		0-0-0
1-0-0		0-0-0	0-0-0		NEUTRAL		1-0-0		0-0-0		0-0-0
9-5-0		1-2-0	2-0-0		CONFERENCE		5-1-0		1-2-0		0-0-0
6-2-0		1-2-0	2-0-0		HOME		3-0-0		0-0-0		0-0-0
3-3-0		0-0-0	0-0-0		AWAY		2-1-0		1-2-0		0-0-0
0-0-0		0-0-0	0-0-0		NEUTRAL		0-0-0		0-0-0		0-0-0
RPI S	Opponent	Score		RPI S	Opponent	Score		RPI S	Opponent	Score	
1 A	UCLA	3	6	30 A	DBU	5	7	67 N	Michigan	3	2
14 H	West Virginia	9	5	30 H	DBU	6	3	71 A	TCU	7	6
14 H	West Virginia	2	4	36 H	Texas	15	0	71 A	TCU	4	7
14 H	West Virginia	1	11	40 H	Oklahoma	6	5	71 A	TCU	9	8
								79 H	Kansas St.	8	4
								79 H	Kansas St.	11	4
								79 H	Kansas St.	5	4
								81 A	Southern California	11	6
								84 A	Wichita St.	1	0
								84 H	Wichita St.	10	7
								85 H	Wright St.	4	5
								85 H	Wright St.	4	0
								85 H	Wright St.	17	5
								86 H	Iowa	4	5
								86 H	Iowa	2	3
								86 H	Iowa	5	4
								92 H	Southeastern La.	5	1
								92 H	Southeastern La.	9	0
								92 H	Southeastern La.	3	5
LAST 10 GAMES											
				36 H	Texas	15	0	84 A	Wichita St.	1	0
				30 H	DBU	6	3	14 H	West Virginia	2	4
				112 A	Kansas	6	7	14 H	West Virginia	9	5
				112 A	Kansas	4	5	14 H	West Virginia	1	11
				112 A	Kansas	27	6	173 H	Central Ark.	4	8

Non-Div. I Games:

Oklahoma St.



Average RPI Win:	143	WON-LOST	WINNING	LAST 10	STRENGTH OF	OPP. STRENGTH	TEAM	ADJ	CONF.	ADJ CONF.		
Average RPI Loss:	47	RECORD	PCT. RANK	GAMES	SCHEDULE	OF SCHEDULE	RPI	RPI	RPI	RPI		
DIV. I ONLY		30-9-0	.76923	10	3-7-0	94	55	26	.58228	26	4	4
DIV. I NON-CONF.		18-2-0	.9	3	1-2-0	218	115	27	.5813	27	4	4
<hr/>												
TOTALS	RPI 1-25	RPI 26-50		W-L RECORDS		RPI 51-100		RPI 101-150		RPI 150+		
30-9-0	3-3-0	1-2-0		OVERALL		10-3-0		3-1-0		13-0-0		
16-6-0	0-3-0	0-1-0		HOME		6-1-0		2-1-0		8-0-0		
11-2-0	3-0-0	1-0-0		AWAY		4-2-0		0-0-0		3-0-0		
3-1-0	0-0-0	0-1-0		NEUTRAL		0-0-0		1-0-0		2-0-0		
18-2-0	0-0-0	1-2-0		NON-CONFERENCE		6-0-0		1-0-0		10-0-0		
9-1-0	0-0-0	0-1-0		HOME		4-0-0		0-0-0		5-0-0		
6-0-0	0-0-0	1-0-		AWAY		2-0-0		0-0-0		3-0-0		
3-1-0	0-0-0	0-1-0		NEUTRAL		0-0-0		1-0-0		2-0-0		
12-7-0	3-3-0	0-0-0		CONFERENCE		4-3-0		2-1-0		3-0-0		
7-5-0	0-3-0	0-0-0		HOME		2-1-0		2-1-0		3-0-0		
5-2-0	3-0-0	0-0-0		AWAY		2-2-0		0-0-0		0-0-0		
0-0-0	0-0-0	0-0-0		NEUTRAL		0-0-0		0-0-0		0-0-0		
RPI S	Opponent	Score	RPI S	Opponent	Score	RPI S	Opponent	Score	RPI S	Opponent	Score	
4 H	Louisville	10 14	43 A	Coastal Caro.	7 6	59 H	Florida St.	5 7	111 H	Virginia	3 4	
4 H	Louisville	3 6	43 H	Coastal Caro.	6 7	59 H	Florida St.	9 8	111 H	Virginia	8 7	
4 H	Louisville	2 14	50 N	South Carolina	8 10	59 H	Florida St.	16 0	111 H	Virginia	3 0	
18 A	Miami (FL)	7 6				61 A	Campbell	10 1	145 N	Kent St.	3 2	
18 A	Miami (FL)	6 3				68 A	Boston College	1 3	188 N	Michigan St.	5 0	
18 A	Miami (FL)	6 4				68 A	Boston College	6 5	197 A	Charlotte	6 5	
						68 A	Boston College	16 4	200 N	N.C. A&T	12 3	
						74 H	Minnesota	5 4	201 A	UNCW	14 7	
						74 H	Minnesota	8 4	222 H	Pittsburgh	21 3	
						74 H	Minnesota	3 2	222 H	Pittsburgh	4 3	
						76 A	Wake Forest	3 7	222 H	Pittsburgh	6 5	
						100 A	Elon	5 0	239 A	N.C. Central	11 10	
						100 H	Elon	21 2	265 H	Towson	11 1	
									268 H	George Mason	18 3	
									285 H	Bucknell	12 8	
									285 H	Bucknell	14 2	
									285 H	Bucknell	8 2	
LAST 10 GAMES												
4 H	Louisville	2 14	201 A	UNCW	14 7							
4 H	Louisville	10 14	4 H	Louisville	3 6							
74 H	Minnesota	8 4	43 H	Coastal Caro.	6 7							
74 H	Minnesota	3 2	68 A	Boston College	1 3							
76 A	Wake Forest	3 7	68 A	Boston College	16 4							

Non-Div. I Games:

NC State



Average RPI Win: 110		WON-LOST RECORD	WINNING PCT. RANK	LAST 10 GAMES	STRENGTH OF SCHEDULE	OPP. STRENGTH OF SCHEDULE	TEAM RPI	ADJ RPI	CONF. RPI	ADJ CONF. RPI	
Average RPI Loss: 47											
DIV. I ONLY		26-13-0	.66667 39	6-4-0	39	14	27	.5801 27	1	1	
DIV. I NON-CONF.		17-6-0	.73913 31	2-1-0	154	60	56	.55755 56	1	1	
TOTALS		RPI 1-25	RPI 26-50		W-L RECORDS		RPI 51-100		RPI 101-150		RPI 150+
26-13-0		6-7-0	3-3-0		OVERALL		5-2-0		3-0-0		9-1-0
19-6-0		3-1-0	3-3-0		HOME		2-1-0		2-0-0		9-1-0
6-7-0		3-6-0	0-0-0		AWAY		2-1-0		1-0-0		0-0-0
1-0-0		0-0-0	0-0-0		NEUTRAL		1-0-0		0-0-0		0-0-0
17-6-0		0-3-0	0-0-0		NON-CONFERENCE		5-2-0		3-0-0		9-1-0
13-3-0		0-1-0	0-0-0		HOME		2-1-0		2-0-0		9-1-0
3-3-0		0-2-0	0-0-		AWAY		2-1-0		1-0-0		0-0-0
1-0-0		0-0-0	0-0-0		NEUTRAL		1-0-0		0-0-0		0-0-0
9-7-0		6-4-0	3-3-0		CONFERENCE		0-0-0		0-0-0		0-0-0
6-3-0		3-0-0	3-3-0		HOME		0-0-0		0-0-0		0-0-0
3-4-0		3-4-0	0-0-0		AWAY		0-0-0		0-0-0		0-0-0
0-0-0		0-0-0	0-0-0		NEUTRAL		0-0-0		0-0-0		0-0-0
RPI S	Opponent	Score		RPI S	Opponent	Score		RPI S	Opponent	Score	
4 A	Louisville	8	10	39 H	Kentucky	1	4	58 N	Southern Miss.	11	2
4 A	Louisville	3	4	39 H	Kentucky	8	2	78 A	Tulane	6	4
7 A	Arkansas	3	5	39 H	Kentucky	2	4	78 A	Tulane	6	3
7 A	Arkansas	10	5	41 H	Alabama	6	8	78 A	Tulane	12	13
7 A	Arkansas	4	3	41 H	Alabama	1	0	85 H	Wright St.	10	1
9 H	East Carolina	2	3	41 H	Alabama	12	2	85 H	Wright St.	5	9
15 A	Auburn	4	7					93 H	Arkansas St.	15	3
22 H	Florida	16	4								
22 H	Florida	12	10								
22 H	Florida	12	4								
24 A	Missouri	5	8								
24 A	Missouri	3	0								
24 A	Missouri	1	2								
				LAST 10 GAMES							
				22 H	Florida	16	4	39 H	Kentucky	2	4
				107 A	Memphis	9	6	39 H	Kentucky	1	4
				290 H	Ark.-Pine Bluff	25	0	39 H	Kentucky	8	2
				15 A	Auburn	4	7	58 N	Southern Miss.	11	2
				107 H	Memphis	5	2	22 H	Florida	12	10

Non-Div. I Games:

Ole Miss



Average RPI Win: 108		WON-LOST RECORD		WINNING PCT. RANK		LAST 10 GAMES		STRENGTH OF SCHEDULE		OPP. STRENGTH OF SCHEDULE		TEAM RPI		ADJ RPI		CONF. RPI		ADJ CONF. RPI	
DIV. I ONLY		24-14-0		.63158 65		6-4-0		51		23		28		.57964 28		5		5	
DIV. I NON-CONF.		17-8-0		.68 56		3-0-0		57		36		17		.5919 17		5		5	
TOTALS		RPI 1-25		RPI 26-50		W-L RECORDS		RPI 51-100		RPI 101-150		RPI 150+							
24-14-0		2-3-0		5-3-0		OVERALL		5-3-0		4-4-0		8-1-0							
7-4-0		0-0-0		0-0-0		HOME		1-0-0		3-3-0		3-1-0							
9-8-0		0-1-0		4-3-0		AWAY		4-3-0		1-1-0		0-0-0							
8-2-0		2-2-0		1-0-0		NEUTRAL		0-0-0		0-0-0		5-0-0							
17-8-0		2-2-0		3-2-0		NON-CONFERENCE		3-2-0		1-1-0		8-1-0							
4-1-0		0-0-0		0-0-0		HOME		1-0-0		0-0-0		3-1-0							
5-5-0		0-0-0		2-0-		AWAY		2-2-0		1-1-0		0-0-0							
8-2-0		2-2-0		1-0-0		NEUTRAL		0-0-0		0-0-0		5-0-0							
7-6-0		0-1-0		2-1-0		CONFERENCE		2-1-0		3-3-0		0-0-0							
3-3-0		0-0-0		0-0-0		HOME		0-0-0		3-3-0		0-0-0							
4-3-0		0-1-0		2-1-0		AWAY		2-1-0		0-0-0		0-0-0							
0-0-0		0-0-0		0-0-0		NEUTRAL		0-0-0		0-0-0		0-0-0							
RPI	S	Opponent		Score		RPI	S	Opponent		Score		RPI	S	Opponent		Score			
4	N	Louisville		3	2	30	N	Illinois		7	4	63	A	Bryant		11	6		
4	N	Louisville		2	12	42	A	Houston		4	5	68	H	Boston College		3	1		
4	N	Louisville		8	3	42	A	Houston		2	1	72	A	UCF		1	2		
9	A	East Carolina		1	5	42	A	Houston		9	3	72	A	UCF		3	1		
21	N	Indiana		6	9	43	A	Coastal Caro.		7	10	72	A	UCF		10	0		
						45	A	Texas St.		3	5	83	A	Col. of Charleston		6	7		
						45	A	Texas St.		8	4	83	A	Col. of Charleston		7	4		
						45	A	Texas St.		4	1	83	A	Col. of Charleston		2	7		
														139 A Massachusetts		10	7		
														177 H Northeastern		6	2		
														177 N Northeastern		7	4		
														181 H Fairfield		3	10		
														188 N Michigan St.		17	4		
														188 N Michigan St.		6	1		
														188 N Michigan St.		10	6		
														188 N Michigan St.		9	3		
														203 H Hartford		12	4		
														256 H UMass Lowell		9	4		
						LAST 10 GAMES													
						63	A	Bryant		11	6	107	H	Memphis		1	7		
						188	N	Michigan St.		9	3	107	H	Memphis		3	1		
						9	A	East Carolina		1	5	177	H	Northeastern		6	2		
						139	A	Massachusetts		10	7	113	H	Cincinnati		4	10		
						107	H	Memphis		4	2	113	H	Cincinnati		5	1		

Non-Div. I Games:

UConn



Average RPI Win:		113	WON-LOST RECORD		WINNING PCT. RANK		LAST 10 GAMES		STRENGTH OF SCHEDULE		OPP. STRENGTH OF SCHEDULE		TEAM RPI		ADJ RPI		CONF. RPI		ADJ CONF. RPI					
DIV. I ONLY			26-10-0		.72222		19		6-4-0		59		56		29		.57618		29		2		2	
DIV. I NON-CONF.			17-7-0		.70833		44		2-1-0		134		69		70		.54585		69		3		3	
TOTALS		RPI 1-25		RPI 26-50				W-L RECORDS				RPI 51-100				RPI 101-150				RPI 150+				
26-10-0		4-1-0		7-4-0				OVERALL				1-2-0				4-3-0				10-0-0				
21-5-0		3-0-0		5-4-0				HOME				1-0-0				2-1-0				10-0-0				
4-3-0		1-0-0		1-0-0				AWAY				0-2-0				2-1-0				0-0-0				
1-2-0		0-1-0		1-0-0				NEUTRAL				0-0-0				0-1-0				0-0-0				
17-7-0		0-1-0		4-2-0				NON-CONFERENCE				1-2-0				2-2-0				10-0-0				
15-3-0		0-0-0		2-2-0				HOME				1-0-0				2-1-0				10-0-0				
1-2-0		0-0-0		1-0-				AWAY				0-2-0				0-0-0				0-0-0				
1-2-0		0-1-0		1-0-0				NEUTRAL				0-0-0				0-1-0				0-0-0				
9-3-0		4-0-0		3-2-0				CONFERENCE				0-0-0				2-1-0				0-0-0				
6-2-0		3-0-0		3-2-0				HOME				0-0-0				0-0-0				0-0-0				
3-1-0		1-0-0		0-0-0				AWAY				0-0-0				2-1-0				0-0-0				
0-0-0		0-0-0		0-0-0				NEUTRAL				0-0-0				0-0-0				0-0-0				
RPI	S	Opponent		Score		RPI	S	Opponent		Score		RPI	S	Opponent		Score		RPI	S	Opponent		Score		
13	N	Texas A&M		2	5	30	A	DBU		5	1	51	A	Sam Houston St.		7	8	112	A	Kansas		8	2	
14	H	West Virginia		6	5	30	H	DBU		10	4	51	H	Sam Houston St.		9	6	112	A	Kansas		7	12	
14	H	West Virginia		12	0	33	H	Nebraska		4	12	54	A	UT Arlington		1	2	112	A	Kansas		8	0	
14	H	West Virginia		10	4	33	H	Nebraska		0	2							136	H	Cal Poly		3	0	
17	A	Texas Tech		11	10	33	H	Nebraska		10	3							136	H	Cal Poly		14	3	
						36	H	Texas		6	8							136	H	Cal Poly		1	3	
						36	H	Texas		6	5							138	N	Rice		3	6	
						40	H	Oklahoma		3	2							170	H	Abilene Christian		6	3	
						40	H	Oklahoma		5	7							199	H	Holy Cross		8	5	
						40	H	Oklahoma		7	3							199	H	Holy Cross		6	1	
						45	N	Texas St.		5	4							199	H	Holy Cross		12	0	
																		199	H	Holy Cross		8	5	
																		210	H	Cornell		10	3	
																		210	H	Cornell		17	0	
																		210	H	Cornell		12	4	
																		244	H	Texas Southern		3	2	
																		244	H	Texas Southern		13	3	
						LAST 10 GAMES																		
						112	A	Kansas		8	0	40	H	Oklahoma		3	2							
						112	A	Kansas		8	2	40	H	Oklahoma		7	3							
						199	H	Holy Cross		8	5	40	H	Oklahoma		5	7							
						17	A	Texas Tech		11	10	54	A	UT Arlington		1	2							
						51	H	Sam Houston St.		9	6	36	H	Texas		6	8							

**Non-Div. I Games:**

Baylor



DBU

Average RPI Win:		133	WON-LOST RECORD		WINNING PCT. RANK		LAST 10 GAMES		STRENGTH OF SCHEDULE		OPP. STRENGTH OF SCHEDULE		TEAM RPI	ADJ RPI		CONF. RPI	ADJ CONF. RPI			
DIV. I ONLY			25-11-0		.69444		29		5-5-0		92		22		30	.57323		30	6	6
DIV. I NON-CONF.			21-9-0		.7		49		3-3-0		51		15		21	.58589		21	6	6
TOTALS		RPI 1-25		RPI 26-50		W-L RECORDS		RPI 51-100		RPI 101-150		RPI 150+								
25-11-0		2-1-0		3-7-0		OVERALL		5-3-0		6-0-0		9-0-0								
16-5-0		2-0-0		2-3-0		HOME		3-2-0		3-0-0		6-0-0								
9-6-0		0-1-0		1-4-0		AWAY		2-1-0		3-0-0		3-0-0								
0-0-0		0-0-0		0-0-0		NEUTRAL		0-0-0		0-0-0		0-0-0								
21-9-0		2-1-0		2-5-0		NON-CONFERENCE		5-3-0		6-0-0		6-0-0								
13-5-0		2-0-0		2-3-0		HOME		3-2-0		3-0-0		3-0-0								
8-4-0		0-1-0		0-0-		AWAY		2-1-0		3-0-0		3-0-0								
0-0-0		0-0-0		0-0-0		NEUTRAL		0-0-0		0-0-0		0-0-0								
4-2-0		0-0-0		1-2-0		CONFERENCE		0-0-0		0-0-0		3-0-0								
3-0-0		0-0-0		0-0-0		HOME		0-0-0		0-0-0		3-0-0								
1-2-0		0-0-0		1-2-0		AWAY		0-0-0		0-0-0		0-0-0								
0-0-0		0-0-0		0-0-0		NEUTRAL		0-0-0		0-0-0		0-0-0								
RPI	S	Opponent		Score		RPI	S	Opponent		Score		RPI	S	Opponent		Score				
13	H	Texas A&M		5	4	29	A	Baylor		4	10	54	H	UT Arlington		0	9			
25	A	Oklahoma St.		3	6	29	H	Baylor		1	5	71	H	TCU		11	6			
25	H	Oklahoma St.		7	5	37	A	Evansville		5	11	74	H	Minnesota		7	9			
						37	A	Evansville		3	8	74	H	Minnesota		7	5			
						37	A	Evansville		4	3	74	H	Minnesota		9	0			
						40	A	Oklahoma		2	4	83	A	Col. of Charleston		14	4			
						40	H	Oklahoma		7	2	83	A	Col. of Charleston		3	4			
						42	H	Houston		8	4	83	A	Col. of Charleston		6	2			
						42	H	Houston		6	8									
						42	H	Houston		0	2									
						LAST 10 GAMES														
						37	A	Evansville		4	3	83	A	Col. of Charleston		6	2			
						37	A	Evansville		5	11	83	A	Col. of Charleston		3	4			
						212	H	Houston Baptist		7	1	71	H	TCU		11	6			
						25	A	Oklahoma St.		3	6	37	A	Evansville		3	8			
						83	A	Col. of Charleston		14	4	29	H	Baylor		1	5			

Non-Div. I Games:

DBU



Average RPI Win:	110	WON-LOST	WINNING	LAST 10	STRENGTH OF	OPP. STRENGTH	TEAM	ADJ	CONF.	ADJ CONF.	
Average RPI Loss:	85	RECORD	PCT. RANK	GAMES	SCHEDULE	OF SCHEDULE	RPI	RPI	RPI	RPI	
DIV. I ONLY	22-13-0	.62857	69	5-5-0	57	88	30	.57323	30	8	8
DIV. I NON-CONF.	19-7-0	.73077	37	2-2-0	24	117	8	.60785	8	7	7
<hr/>											
TOTALS	RPI 1-25	RPI 26-50		W-L RECORDS		RPI 51-100		RPI 101-150		RPI 150+	
22-13-0	0-0-0	5-4-0		OVERALL		7-7-0		3-0-0		7-2-0	
9-3-0	0-0-0	5-0-0		HOME		1-3-0		0-0-0		3-0-0	
10-8-0	0-0-0	0-3-0		AWAY		6-4-0		3-0-0		1-1-0	
3-2-0	0-0-0	0-1-0		NEUTRAL		0-0-0		0-0-0		3-1-0	
<hr/>											
19-7-0	0-0-0	5-4-0		NON-CONFERENCE		4-1-0		3-0-0		7-2-0	
8-1-0	0-0-0	5-0-0		HOME		0-1-0		0-0-0		3-0-0	
8-4-0	0-0-0	0-0-		AWAY		4-0-0		3-0-0		1-1-0	
3-2-0	0-0-0	0-1-0		NEUTRAL		0-0-0		0-0-0		3-1-0	
<hr/>											
3-6-0	0-0-0	0-0-0		CONFERENCE		3-6-0		0-0-0		0-0-0	
1-2-0	0-0-0	0-0-0		HOME		1-2-0		0-0-0		0-0-0	
2-4-0	0-0-0	0-0-0		AWAY		2-4-0		0-0-0		0-0-0	
0-0-0	0-0-0	0-0-0		NEUTRAL		0-0-0		0-0-0		0-0-0	
<hr/>											
RPI	S	Opponent	Score	RPI	S	Opponent	Score	RPI	S	Opponent	Score
				28	N	UConn	4 7	56	A	Fla. Atlantic	5 3
				43	A	Coastal Caro.	3 11	56	A	Fla. Atlantic	11 10
				43	H	Coastal Caro.	4 2	56	A	Fla. Atlantic	7 6
				43	H	Coastal Caro.	4 1	74	A	Minnesota	4 2
				44	A	Illinois St.	6 7	74	A	Minnesota	13 3
				44	H	Illinois St.	4 2	74	A	Minnesota	4 5
				44	H	Illinois St.	14 3	76	A	Wake Forest	5 2
				44	H	Illinois St.	12 1	77	H	Maryland	2 4
				46	A	Indiana St.	1 3	77	H	Maryland	5 1
								77	H	Maryland	4 8
								86	A	Iowa	1 2
								86	A	Iowa	4 8
								86	A	Iowa	1 3
								87	H	Bradley	8 12

Non-Div. I Games:

Illinois



Average RPI Win: 109		WON-LOST RECORD	WINNING PCT. RANK	LAST 10 GAMES	STRENGTH OF SCHEDULE	OPP. STRENGTH OF SCHEDULE	TEAM RPI	ADJ RPI	CONF. RPI	ADJ CONF. RPI							
Average RPI Loss: 67																	
DIV. I ONLY		22-14-0	.61111	76	6-4-0	38	45	32	.57213	32	3	3					
DIV. I NON-CONF.		14-7-0	.66667	60	3-2-0	22	75	16	.59358	16	2	2					
<hr/>																	
TOTALS		RPI 1-25		RPI 26-50		W-L RECORDS		RPI 51-100		RPI 101-150		RPI 150+					
22-14-0		2-4-0		6-5-0		OVERALL		5-2-0		3-1-0		6-2-0					
10-7-0		0-1-0		6-4-0		HOME		4-2-0		0-0-0		0-0-0					
12-7-0		2-3-0		0-1-0		AWAY		1-0-0		3-1-0		6-2-0					
0-0-0		0-0-0		0-0-0		NEUTRAL		0-0-0		0-0-0		0-0-0					
<hr/>																	
14-7-0		1-2-0		5-3-0		NON-CONFERENCE		4-0-0		0-1-0		4-1-0					
8-2-0		0-0-0		5-2-0		HOME		3-0-0		0-0-0		0-0-0					
6-5-0		1-2-0		0-0-		AWAY		1-0-0		0-1-0		4-1-0					
0-0-0		0-0-0		0-0-0		NEUTRAL		0-0-0		0-0-0		0-0-0					
<hr/>																	
8-7-0		1-2-0		1-2-0		CONFERENCE		1-2-0		3-0-0		2-1-0					
2-5-0		0-1-0		1-2-0		HOME		1-2-0		0-0-0		0-0-0					
6-2-0		1-1-0		0-0-0		AWAY		0-0-0		3-0-0		2-1-0					
0-0-0		0-0-0		0-0-0		NEUTRAL		0-0-0		0-0-0		0-0-0					
<hr/>																	
RPI	S	Opponent		Score		RPI	S	Opponent		Score		RPI	S	Opponent		Score	
3	A	Oregon St.		12 8		34	H	Arizona St.		3 7		53	H	Washington		3 19	
3	A	Oregon St.		6 7		34	H	Arizona St.		5 4		53	H	Washington		1 0	
10	H	Stanford		4 5		34	H	Arizona St.		2 12		53	H	Washington		3 9	
17	A	Texas Tech		11 12		47	H	Loyola Marymount		7 6		57	A	Gonzaga		7 6	
17	A	Texas Tech		9 4		47	H	Loyola Marymount		6 0		73	H	Saint Mary's (CA)		5 4	
17	A	Texas Tech		4 6		47	H	Loyola Marymount		4 3		73	H	Saint Mary's (CA)		6 2	
						48	H	Fresno St.		1 5		73	H	Saint Mary's (CA)		3 2	
						48	H	Fresno St.		5 3							
						48	H	Fresno St.		8 7							
						48	H	Fresno St.		2 14							
						49	A	BYU		3 7							
<hr/>																	
LAST 10 GAMES																	
<hr/>																	
118 A Utah 9 6 204 A Washington St. 7 8																	
118 A Utah 6 3 204 A Washington St. 11 8																	
73 H Saint Mary's (CA) 5 4 204 A Washington St. 21 3																	
10 H Stanford 4 5 3 A Oregon St. 12 8																	
57 A Gonzaga 7 6 48 H Fresno St. 8 7																	

Non-Div. I Games:

Oregon



Average RPI Win:		135	WON-LOST RECORD		WINNING PCT. RANK		LAST 10 GAMES		STRENGTH OF SCHEDULE		OPP. STRENGTH OF SCHEDULE		TEAM RPI		ADJ RPI		CONF. RPI		ADJ CONF. RPI	
DIV. I ONLY			21-11-0		.65625 50		8-2-0		98		18		33		.57144 33		8		8	
DIV. I NON-CONF.			11-9-0		.55 128		2-2-0		14		2		22		.58346 22		7		7	
TOTALS		RPI 1-25		RPI 26-50		W-L RECORDS		RPI 51-100		RPI 101-150		RPI 150+								
21-11-0		2-5-0		2-1-0		OVERALL		2-4-0		2-0-0		13-1-0								
8-2-0		0-1-0		0-0-0		HOME		0-1-0		2-0-0		6-0-0								
12-4-0		1-0-0		2-1-0		AWAY		2-2-0		0-0-0		7-1-0								
1-5-0		1-4-0		0-0-0		NEUTRAL		0-1-0		0-0-0		0-0-0								
11-9-0		2-5-0		2-1-0		NON-CONFERENCE		1-2-0		2-0-0		4-1-0								
2-2-0		0-1-0		0-0-0		HOME		0-1-0		2-0-0		0-0-0								
8-2-0		1-0-0		2-0-		AWAY		1-0-0		0-0-0		4-1-0								
1-5-0		1-4-0		0-0-0		NEUTRAL		0-1-0		0-0-0		0-0-0								
10-2-0		0-0-0		0-0-0		CONFERENCE		1-2-0		0-0-0		9-0-0								
6-0-0		0-0-0		0-0-0		HOME		0-0-0		0-0-0		6-0-0								
4-2-0		0-0-0		0-0-0		AWAY		1-2-0		0-0-0		3-0-0								
0-0-0		0-0-0		0-0-0		NEUTRAL		0-0-0		0-0-0		0-0-0								
RPI S	Opponent		Score		RPI S	Opponent		Score		RPI S	Opponent		Score		RPI S	Opponent		Score		
3 N	Oregon St.		2	8	29 A	Baylor		12	4	51 N	Sam Houston St.		10	11	123 H	Air Force		12	3	
3 N	Oregon St.		3	5	29 A	Baylor		3	10	74 A	Minnesota		2	5	123 H	Air Force		7	6	
3 N	Oregon St.		1	17	29 A	Baylor		2	0	74 A	Minnesota		10	1	169 H	Purdue		17	0	
3 N	Oregon St.		3	8						74 A	Minnesota		2	3	169 H	Purdue		13	4	
16 A	Creighton		6	3						79 A	Kansas St.		7	0	169 H	Purdue		9	5	
16 H	Creighton		2	10						79 H	Kansas St.		0	5	172 A	Penn St.		4	2	
17 N	Texas Tech		2	1											172 A	Penn St.		3	2	
															172 A	Penn St.		3	1	
															182 A	Omaha		8	5	
															188 H	Michigan St.		6	2	
															188 H	Michigan St.		4	1	
															188 H	Michigan St.		5	2	
															189 A	UC Riverside		7	1	
															189 A	UC Riverside		9	10	
															189 A	UC Riverside		21	6	
															189 A	UC Riverside		10	6	
				LAST 10 GAMES																
				189 A	UC Riverside		10	6	172 A	Penn St.		3	2							
				182 A	Omaha		8	5	16 H	Creighton		2	10							
				79 H	Kansas St.		0	5	169 H	Purdue		9	5							
				172 A	Penn St.		3	1	169 H	Purdue		13	4							
				172 A	Penn St.		4	2	169 H	Purdue		17	0							

Non-Div. I Games:

Nebraska



Average RPI Win: 128		WON-LOST RECORD		WINNING PCT. RANK		LAST 10 GAMES		STRENGTH OF SCHEDULE		OPP. STRENGTH OF SCHEDULE		TEAM RPI		ADJ RPI		CONF. RPI		ADJ CONF. RPI					
DIV. I ONLY		29-7-0		.80556		5		4-6-0		193		4		34		.57074		34		3		3	
DIV. I NON-CONF.		18-2-0		.9		3		1-2-0		249		28		41		.57077		41		2		2	
TOTALS		RPI 1-25		RPI 26-50		W-L RECORDS		RPI 51-100		RPI 101-150		RPI 150+											
29-7-0		1-2-0		2-1-0		OVERALL		11-2-0		5-1-0		10-1-0											
24-3-0		1-2-0		0-0-0		HOME		9-0-0		4-0-0		10-1-0											
5-4-0		0-0-0		2-1-0		AWAY		2-2-0		1-1-0		0-0-0											
0-0-0		0-0-0		0-0-0		NEUTRAL		0-0-0		0-0-0		0-0-0											
18-2-0		0-0-0		0-0-0		NON-CONFERENCE		7-0-0		4-1-0		7-1-0											
17-1-0		0-0-0		0-0-0		HOME		6-0-0		4-0-0		7-1-0											
1-1-0		0-0-0		0-0-		AWAY		1-0-0		0-1-0		0-0-0											
0-0-0		0-0-0		0-0-0		NEUTRAL		0-0-0		0-0-0		0-0-0											
11-5-0		1-2-0		2-1-0		CONFERENCE		4-2-0		1-0-0		3-0-0											
7-2-0		1-2-0		0-0-0		HOME		3-0-0		0-0-0		3-0-0											
4-3-0		0-0-0		2-1-0		AWAY		1-2-0		1-0-0		0-0-0											
0-0-0		0-0-0		0-0-0		NEUTRAL		0-0-0		0-0-0		0-0-0											
RPI	S	Opponent		Score		RPI	S	Opponent		Score		RPI	S	Opponent		Score		RPI	S	Opponent		Score	
3	H	Oregon St.		4	1	32	A	Oregon		12	2	55	H	Pepperdine		4	3	117	A	UNLV		9	10
3	H	Oregon St.		3	4	32	A	Oregon		7	3	60	H	San Diego		12	2	118	A	Utah		11	6
3	H	Oregon St.		4	6	32	A	Oregon		4	5	75	H	Xavier		11	6	119	H	Notre Dame		20	7
												75	H	Xavier		8	3	119	H	Notre Dame		10	1
												75	H	Xavier		12	0	119	H	Notre Dame		16	5
												80	A	Cal St. Fullerton		6	4	143	H	New Mexico St.		7	3
												81	A	Southern California		3	7	188	H	Michigan St.		8	5
												81	A	Southern California		11	8	188	H	Michigan St.		8	0
												81	A	Southern California		6	10	188	H	Michigan St.		13	2
												89	H	Arizona		8	2	204	H	Washington St.		6	0
												89	H	Arizona		8	3	204	H	Washington St.		8	7
												89	H	Arizona		17	16	204	H	Washington St.		6	5
												96	H	California Baptist		15	9	219	H	Long Beach St.		9	14
																		242	H	Seattle U		12	5
																		253	H	UC Davis		13	3
																		253	H	UC Davis		3	2
																		253	H	UC Davis		17	2
LAST 10 GAMES																							
						118	A	Utah		11	6	117	A	UNLV		9	10						
						242	H	Seattle U		12	5	81	A	Southern California		11	8						
												81	A	Southern California		3	7						
												81	A	Southern California		6	10						
												219	H	Long Beach St.		9	14						

Non-Div. I Games:

Arizona St.



Average RPI Win:	131	WON-LOST RECORD	WINNING PCT. RANK	LAST 10 GAMES	STRENGTH OF SCHEDULE	OPP. STRENGTH OF SCHEDULE	TEAM RPI	ADJ RPI	CONF. RPI	ADJ CONF. RPI			
DIV. I ONLY		22-16-0	.57895	95	6-4-0	17	117	35	.56808	35	4	4	
DIV. I NON-CONF.		15-4-0	.78947	22	3-0-0	7	239	7	.61057	7	4	4	
<hr/>													
TOTALS	RPI 1-25	RPI 26-50		W-L RECORDS		RPI 51-100		RPI 101-150		RPI 150+			
22-16-0	2-5-0	0-0-0		OVERALL		7-10-0		2-0-0		11-1-0			
11-8-0	2-5-0	0-0-0		HOME		3-3-0		1-0-0		5-0-0			
9-8-0	0-0-0	0-0-0		AWAY		3-7-0		1-0-0		5-1-0			
2-0-0	0-0-0	0-0-0		NEUTRAL		1-0-0		0-0-0		1-0-0			
<hr/>													
15-4-0	0-0-0	0-0-0		NON-CONFERENCE		4-4-0		2-0-0		9-0-0			
9-3-0	0-0-0	0-0-0		HOME		3-3-0		1-0-0		5-0-0			
4-1-0	0-0-0	0-0-		AWAY		0-1-0		1-0-0		3-0-0			
2-0-0	0-0-0	0-0-0		NEUTRAL		1-0-0		0-0-0		1-0-0			
<hr/>													
7-12-0	2-5-0	0-0-0		CONFERENCE		3-6-0		0-0-0		2-1-0			
2-5-0	2-5-0	0-0-0		HOME		0-0-0		0-0-0		0-0-0			
5-7-0	0-0-0	0-0-0		AWAY		3-6-0		0-0-0		2-1-0			
0-0-0	0-0-0	0-0-0		NEUTRAL		0-0-0		0-0-0		0-0-0			
<hr/>													
RPI S	Opponent	Score		RPI S	Opponent	Score		RPI S	Opponent	Score			
11 H	Georgia Tech	3	2			51 N	Sam Houston St.	3	2	103 A	ETSU	4	2
20 H	North Carolina	5	7			59 A	Florida St.	6	0	103 H	ETSU	9	3
20 H	North Carolina	4	1			59 A	Florida St.	2	5	156 H	Radford	8	7
20 H	North Carolina	2	5			59 A	Florida St.	8	9	160 H	High Point	16	1
23 H	Clemson	9	12			63 H	Bryant	2	1	165 A	Marshall	11	3
23 H	Clemson	1	14			63 H	Bryant	2	4	165 H	Marshall	7	0
23 H	Clemson	4	6			63 H	Bryant	4	6	174 H	Richmond	8	6
						65 A	Liberty	3	4	174 H	Richmond	10	1
						65 H	Liberty	1	6	222 A	Pittsburgh	0	1
						69 A	Duke	0	4	222 A	Pittsburgh	16	1
						69 A	Duke	6	2	222 A	Pittsburgh	11	4
						69 A	Duke	5	9	225 A	Stetson	5	0
						76 A	Wake Forest	10	9	228 N	Manhattan	15	3
						76 A	Wake Forest	3	8	254 A	VMI	13	1
						76 A	Wake Forest	7	8				
						95 H	UNC Greensboro	2	1				
						95 H	UNC Greensboro	12	4				
<hr/>													
LAST 10 GAMES													
76 A	Wake Forest	7	8	63 H	Bryant	2	1						
76 A	Wake Forest	3	8	11 H	Georgia Tech	3	2						
59 A	Florida St.	2	5	69 A	Duke	5	9						
59 A	Florida St.	6	0	69 A	Duke	6	2						
63 H	Bryant	2	4	69 A	Duke	0	4						

Non-Div. I Games:

Virginia Tech



Average RPI Win: 88		WON-LOST RECORD		WINNING PCT. RANK		LAST 10 GAMES		STRENGTH OF SCHEDULE		OPP. STRENGTH OF SCHEDULE		TEAM RPI		ADJ RPI		CONF. RPI		ADJ CONF. RPI			
DIV. I ONLY		24-16-0		.681 81		5-5-0		36		1		36		.56765 36		2		2			
DIV. I NON-CONF.		19-9-0		.67857 59		3-1-0		67		1		33		.57779 33		3		3			
TOTALS		RPI 1-25		RPI 26-50		W-L RECORDS		RPI 51-100		RPI 101-150		RPI 150+									
24-16-0		7-7-0		1-1-0		OVERALL		6-5-0		5-1-0		5-2-0									
18-7-0		6-3-0		0-0-0		HOME		5-2-0		2-0-0		5-2-0									
6-9-0		1-4-0		1-1-0		AWAY		1-3-0		3-1-0		0-0-0									
0-0-0		0-0-0		0-0-0		NEUTRAL		0-0-0		0-0-0		0-0-0									
19-9-0		5-5-0		0-0-0		NON-CONFERENCE		4-1-0		5-1-0		5-2-0									
15-4-0		4-2-0		0-0-0		HOME		4-0-0		2-0-0		5-2-0									
4-5-0		1-3-0		0-0-		AWAY		0-1-0		3-1-0		0-0-0									
0-0-0		0-0-0		0-0-0		NEUTRAL		0-0-0		0-0-0		0-0-0									
5-7-0		2-2-0		1-1-0		CONFERENCE		2-4-0		0-0-0		0-0-0									
3-3-0		2-1-0		0-0-0		HOME		1-2-0		0-0-0		0-0-0									
2-4-0		0-1-0		1-1-0		AWAY		1-2-0		0-0-0		0-0-0									
0-0-0		0-0-0		0-0-0		NEUTRAL		0-0-0		0-0-0		0-0-0									
RPI	S	Opponent		Score		RPI	S	Opponent		Score		RPI	S	Opponent		Score					
7	H	Arkansas		7	6	29	A	Baylor		8	6	51	H	Sam Houston St.		10	3				
7	H	Arkansas		4	11	29	A	Baylor		5	6	71	A	TCU		2	3				
10	A	Stanford		0	9							71	A	TCU		13	1				
10	A	Stanford		2	4							71	A	TCU		8	12				
10	A	Stanford		1	8							75	H	Xavier		6	5				
10	A	Stanford		4	0							75	H	Xavier		6	5				
13	H	Texas A&M		6	9							75	H	Xavier		6	5				
17	H	Texas Tech		4	3							79	H	Kansas St.		10	2				
17	H	Texas Tech		0	3							79	H	Kansas St.		4	6				
17	H	Texas Tech		4	3							79	H	Kansas St.		0	2				
19	H	LSU		8	1							82	A	Incarnate Word		2	3				
19	H	LSU		8	4																
19	H	LSU		7	6																
25	A	Oklahoma St.		0	15																
						LAST 10 GAMES															
						169 H Purdue						0	4	79 H Kansas St.						4	6
						25 A Oklahoma St.						0	15	138 H Rice						3	1
						205 H Lamar University						7	2	29 A Baylor						8	6
						79 H Kansas St.						0	2	29 A Baylor						5	6
						79 H Kansas St.						10	2	13 H Texas A&M						6	9



Average RPI Win: 99		WON-LOST RECORD		WINNING PCT. RANK		LAST 10 GAMES		STRENGTH OF SCHEDULE		OPP. STRENGTH OF SCHEDULE		TEAM RPI		ADJ RPI		CONF. RPI		ADJ CONF. RPI	
DIV. I ONLY		18-15-0		.54545 122		4-6-0		28		43		37		.56724 37		6		6	
DIV. I NON-CONF.		13-14-0		.48148 154		2-5-0		82		22		80		.53787 79		6		6	
TOTALS		RPI 1-25		RPI 26-50		W-L RECORDS		RPI 51-100		RPI 101-150		RPI 150+							
18-15-0		2-6-0		2-1-0		OVERALL		8-3-0		2-2-0		4-3-0							
8-4-0		2-2-0		2-1-0		HOME		2-1-0		0-0-0		2-0-0							
8-11-0		0-4-0		0-0-0		AWAY		4-2-0		2-2-0		2-3-0							
2-0-0		0-0-0		0-0-0		NEUTRAL		2-0-0		0-0-0		0-0-0							
13-14-0		2-6-0		0-0-0		NON-CONFERENCE		5-3-0		2-2-0		4-3-0							
6-3-0		2-2-0		0-0-0		HOME		2-1-0		0-0-0		2-0-0							
5-11-0		0-4-0		0-0-		AWAY		1-2-0		2-2-0		2-3-0							
2-0-0		0-0-0		0-0-0		NEUTRAL		2-0-0		0-0-0		0-0-0							
5-1-0		0-0-0		2-1-0		CONFERENCE		3-0-0		0-0-0		0-0-0							
2-1-0		0-0-0		2-1-0		HOME		0-0-0		0-0-0		0-0-0							
3-0-0		0-0-0		0-0-0		AWAY		3-0-0		0-0-0		0-0-0							
0-0-0		0-0-0		0-0-0		NEUTRAL		0-0-0		0-0-0		0-0-0							
RPI	S	Opponent		Score		RPI	S	Opponent		Score		RPI	S	Opponent		Score			
2	A	Vanderbilt		4	5	30	H	DBU		8	3	68	N	Boston College		4	0		
16	H	Creighton		11	0	30	H	DBU		3	4	68	N	Boston College		4	3		
16	H	Creighton		7	1	30	H	DBU		11	5	75	A	Xavier		8	11		
16	H	Creighton		4	10							75	A	Xavier		10	2		
21	A	Indiana		1	5							75	A	Xavier		2	5		
21	A	Indiana		5	6							86	H	Iowa		3	1		
21	A	Indiana		3	9							86	H	Iowa		6	0		
21	H	Indiana		0	5							86	H	Iowa		7	18		
												87	A	Bradley		6	4		
												87	A	Bradley		1	0		
												87	A	Bradley		4	2		

Non-Div. I Games:

Evansville



Average RPI Win:		120	WON-LOST RECORD		WINNING PCT. RANK		LAST 10 GAMES		STRENGTH OF SCHEDULE		OPP. STRENGTH OF SCHEDULE		TEAM RPI		ADJ RPI		CONF. RPI		ADJ CONF. RPI				
Average RPI Loss:		89																					
DIV. I ONLY			25-12-0		.67568 34		8-2-0		76		57		38		.56626 38		11		11				
DIV. I NON-CONF.			15-6-0		.71429 42		3-0-0		68		31		23		.58332 23		11		11				
TOTALS		RPI 1-25		RPI 26-50		W-L RECORDS		RPI 51-100		RPI 101-150		RPI 150+											
25-12-0		1-2-0		0-0-0		OVERALL		9-4-0		6-4-0		9-2-0											
14-8-0		0-0-0		0-0-0		HOME		4-3-0		3-4-0		7-1-0											
11-4-0		1-2-0		0-0-0		AWAY		5-1-0		3-0-0		2-1-0											
0-0-0		0-0-0		0-0-0		NEUTRAL		0-0-0		0-0-0		0-0-0											
15-6-0		1-2-0		0-0-0		NON-CONFERENCE		7-0-0		6-4-0		1-0-0											
8-4-0		0-0-0		0-0-0		HOME		4-0-0		3-4-0		1-0-0											
7-2-0		1-2-0		0-0-		AWAY		3-0-0		3-0-0		0-0-0											
0-0-0		0-0-0		0-0-0		NEUTRAL		0-0-0		0-0-0		0-0-0											
10-6-0		0-0-0		0-0-0		CONFERENCE		2-4-0		0-0-0		8-2-0											
6-4-0		0-0-0		0-0-0		HOME		0-3-0		0-0-0		6-1-0											
4-2-0		0-0-0		0-0-0		AWAY		2-1-0		0-0-0		2-1-0											
0-0-0		0-0-0		0-0-0		NEUTRAL		0-0-0		0-0-0		0-0-0											
RPI	S	Opponent		Score		RPI	S	Opponent		Score		RPI	S	Opponent		Score							
7	A	Arkansas		2	4							51	H	Sam Houston St.		7	0	102	H	Troy		11	4
7	A	Arkansas		0	11							56	A	Fla. Atlantic		3	11	102	H	Troy		3	4
7	A	Arkansas		12	7							56	A	Fla. Atlantic		2	1	102	H	Troy		5	7
												56	A	Fla. Atlantic		5	3	106	A	Louisiana		11	3
												58	H	Southern Miss.		1	5	106	H	Louisiana		3	2
												58	H	Southern Miss.		5	10	110	A	Little Rock		5	3
												58	H	Southern Miss.		9	12	121	H	Northwestern St.		4	8
												92	A	Southeastern La.		15	11	126	H	McNeese		10	4
												92	A	Southeastern La.		12	8	146	A	La.-Monroe		5	0
												92	A	Southeastern La.		13	8	146	H	La.-Monroe		4	9
												93	H	Arkansas St.		9	4	152	H	UTSA		4	2
												93	H	Arkansas St.		8	6	152	H	UTSA		6	3
												93	H	Arkansas St.		5	4	152	H	UTSA		8	7
																		153	H	UAB		5	2
																		153	H	UAB		7	6
																		153	H	UAB		3	2
																		165	H	Marshall		3	7
																		192	A	Middle Tenn.		1	4
																		192	A	Middle Tenn.		10	5
																		192	A	Middle Tenn.		5	1
																		281	H	Mississippi Val.		21	1
LAST 10 GAMES																							
152 H UTSA						4 2						56 A Fla. Atlantic						2 1					
152 H UTSA						8 7						56 A Fla. Atlantic						5 3					
165 H Marshall						3 7						106 A Louisiana						11 3					
146 A La.-Monroe						5 0						152 H UTSA						6 3					
56 A Fla. Atlantic						3 11						126 H McNeese						10 4					



Average RPI Win: 135		WON-LOST	WINNING	LAST 10	STRENGTH OF		OPP. STRENGTH	TEAM	ADJ	CONF.	ADJ CONF.
Average RPI Loss: 18		RECORD	PCT. RANK	GAMES	SCHEDULE		OF SCHEDULE	RPI	RPI	RPI	RPI
DIV. I ONLY		20-18-0	.52632	132	4-6-0		14	16	39	.56579	39
DIV. I NON-CONF.		16-6-0	.72727	38	1-2-0		91	76	32	.57816	32
TOTALS		RPI 1-25	RPI 26-50		W-L RECORDS		RPI 51-100		RPI 101-150		RPI 150+
20-18-0		2-16-0	2-1-0		OVERALL		1-1-0		7-0-0		8-0-0
13-8-0		1-7-0	0-0-0		HOME		1-1-0		4-0-0		7-0-0
7-10-0		1-9-0	2-1-0		AWAY		0-0-0		3-0-0		1-0-0
0-0-0		0-0-0	0-0-0		NEUTRAL		0-0-0		0-0-0		0-0-0
16-6-0		0-5-0	0-0-0		NON-CONFERENCE		1-1-0		7-0-0		8-0-0
12-2-0		0-1-0	0-0-0		HOME		1-1-0		4-0-0		7-0-0
4-4-0		0-4-0	0-0-0		AWAY		0-0-0		3-0-0		1-0-0
0-0-0		0-0-0	0-0-0		NEUTRAL		0-0-0		0-0-0		0-0-0
4-12-0		2-11-0	2-1-0		CONFERENCE		0-0-0		0-0-0		0-0-0
1-6-0		1-6-0	0-0-0		HOME		0-0-0		0-0-0		0-0-0
3-6-0		1-5-0	2-1-0		AWAY		0-0-0		0-0-0		0-0-0
0-0-0		0-0-0	0-0-0		NEUTRAL		0-0-0		0-0-0		0-0-0
RPI S	Opponent	Score	RPI S	Opponent	Score	RPI S	Opponent	Score	RPI S	Opponent	Score
4 A	Louisville	3 8	27 A	Ole Miss	2 8	68 H	Boston College	3 12	105 H	Morehead St.	7 0
4 H	Louisville	6 18	27 A	Ole Miss	4 2	75 H	Xavier	16 3	133 A	Austin Peay	11 1
6 H	Georgia	8 10	27 A	Ole Miss	4 1				133 A	Austin Peay	8 4
6 H	Georgia	5 0							133 A	Austin Peay	12 5
6 H	Georgia	3 7							141 H	Canisius	10 2
8 H	Tennessee	2 4							141 H	Canisius	12 3
13 H	Texas A&M	3 9							141 H	Canisius	4 3
13 H	Texas A&M	3 5							178 H	Western Ky.	15 0
13 H	Texas A&M	5 17							184 H	Eastern Ky.	7 3
17 A	Texas Tech	4 7							190 A	Lipscomb	6 2
17 A	Texas Tech	4 19							192 H	Middle Tenn.	5 4
17 A	Texas Tech	7 10							192 H	Middle Tenn.	4 1
19 A	LSU	1 2							192 H	Middle Tenn.	7 0
19 A	LSU	2 7							223 H	SIUE	6 4
19 A	LSU	4 16							270 H	Northern Ky.	5 4
24 A	Missouri	2 9									
24 A	Missouri	4 5									
24 A	Missouri	4 2									
LAST 10 GAMES											
8 H	Tennessee	2 4	190 A	Lipscomb	6 2						
4 H	Louisville	6 18	24 A	Missouri	2 9						
27 A	Ole Miss	4 2	24 A	Missouri	4 5						
27 A	Ole Miss	4 1	24 A	Missouri	4 2						
27 A	Ole Miss	2 8	4 A	Louisville	3 8						

Non-Div. I Games:

Kentucky



Average RPI Win: 125		WON-LOST RECORD		WINNING PCT. RANK		LAST 10 GAMES		STRENGTH OF SCHEDULE		OPP. STRENGTH OF SCHEDULE		TEAM RPI		ADJ RPI		CONF. RPI		ADJ CONF. RPI					
DIV. I ONLY		25-13-0		.65789 44		3-7-0		84		61		40		.56536 40		2		2					
DIV. I NON-CONF.		19-6-0		.76 27		1-2-0		184		73		52		.56109 52		3		3					
TOTALS		RPI 1-25		RPI 26-50		W-L RECORDS		RPI 51-100		RPI 101-150		RPI 150+											
25-13-0		1-3-0		2-3-0		OVERALL		4-3-0		10-2-0		8-2-0											
17-4-0		0-0-0		1-0-0		HOME		2-2-0		8-1-0		6-1-0											
8-8-0		1-3-0		1-3-0		AWAY		2-0-0		2-1-0		2-1-0											
0-1-0		0-0-0		0-0-0		NEUTRAL		0-1-0		0-0-0		0-0-0											
19-6-0		0-0-0		1-1-0		NON-CONFERENCE		3-1-0		7-2-0		8-2-0											
13-2-0		0-0-0		1-0-0		HOME		1-0-0		5-1-0		6-1-0											
6-3-0		0-0-0		0-0-		AWAY		2-0-0		2-1-0		2-1-0											
0-1-0		0-0-0		0-0-0		NEUTRAL		0-1-0		0-0-0		0-0-0											
6-7-0		1-3-0		1-2-0		CONFERENCE		1-2-0		3-0-0		0-0-0											
4-2-0		0-0-0		0-0-0		HOME		1-2-0		3-0-0		0-0-0											
2-5-0		1-3-0		1-2-0		AWAY		0-0-0		0-0-0		0-0-0											
0-0-0		0-0-0		0-0-0		NEUTRAL		0-0-0		0-0-0		0-0-0											
RPI	S	Opponent		Score		RPI	S	Opponent		Score		RPI	S	Opponent		Score							
14	A	West Virginia		2 1		29	A	Baylor		7 5		54	H	UT Arlington		9 1		112	H	Kansas		10 5	
14	A	West Virginia		1 5		29	A	Baylor		3 7		60	A	San Diego		6 1		112	H	Kansas		4 3	
14	A	West Virginia		4 12		29	A	Baylor		2 3		70	A	San Diego St.		1 0		112	H	Kansas		5 1	
25	A	Oklahoma St.		5 6		30	A	DBU		2 7		71	H	TCU		4 6		115	H	Missouri St.		8 11	
						30	H	DBU		4 2		71	H	TCU		7 6		115	H	Missouri St.		11 2	
												71	H	TCU		2 4		115	H	Missouri St.		6 1	
												80	N	Cal St. Fullerton		6 8		136	H	Cal Poly		5 2	
																		136	H	Cal Poly		4 1	
																		136	H	Cal Poly		9 3	
																		138	A	Rice		17 8	
																		138	A	Rice		1 8	
																		138	A	Rice		6 0	
																		159	H	Columbia		9 0	
																		159	H	Columbia		9 1	
																		159	H	Columbia		12 3	
																		159	H	Columbia		6 2	
																		185	A	New Mexico		8 1	
																		185	A	New Mexico		8 6	
																		214	A	Oral Roberts		2 3	
																		214	H	Oral Roberts		2 4	
																		244	H	Texas Southern		10 2	
																		290	H	Ark.-Pine Bluff		8 0	
						LAST 10 GAMES																	
						159	H	Columbia		6 2		244	H	Texas Southern		10 2							
						214	A	Oral Roberts		2 3		71	H	TCU		4 6							
						29	A	Baylor		2 3		71	H	TCU		2 4							
						29	A	Baylor		3 7		71	H	TCU		7 6							
						29	A	Baylor		7 5		214	H	Oral Roberts		2 4							

Non-Div. I Games:

Oklahoma



Average RPI Win:	146	WON-LOST RECORD	WINNING PCT. RANK	LAST 10 GAMES	STRENGTH OF SCHEDULE	OPP. STRENGTH OF SCHEDULE	TEAM RPI	ADJ RPI	CONF. RPI	ADJ CONF. RPI		
DIV. I ONLY		24-14-0	.63158	65	4-6-0	56	48	41	.56434	41	1	1
DIV. I NON-CONF.		19-3-0	.86364	6	2-1-0	224	147	54	.55933	54	1	1
<hr/>												
TOTALS	RPI 1-25	RPI 26-50		W-L RECORDS		RPI 51-100		RPI 101-150		RPI 150+		
24-14-0	2-8-0	3-3-0		OVERALL		0-0-0		6-2-0		13-1-0		
17-6-0	1-2-0	2-1-0		HOME		0-0-0		2-2-0		12-1-0		
6-8-0	0-6-0	1-2-0		AWAY		0-0-0		4-0-0		1-0-0		
1-0-0	1-0-0	0-0-0		NEUTRAL		0-0-0		0-0-0		0-0-0		
19-3-0	0-0-0	0-0-0		NON-CONFERENCE		0-0-0		6-2-0		13-1-0		
14-3-0	0-0-0	0-0-0		HOME		0-0-0		2-2-0		12-1-0		
5-0-0	0-0-0	0-0-		AWAY		0-0-0		4-0-0		1-0-0		
0-0-0	0-0-0	0-0-0		NEUTRAL		0-0-0		0-0-0		0-0-0		
5-11-0	2-8-0	3-3-0		CONFERENCE		0-0-0		0-0-0		0-0-0		
3-3-0	1-2-0	2-1-0		HOME		0-0-0		0-0-0		0-0-0		
1-8-0	0-6-0	1-2-0		AWAY		0-0-0		0-0-0		0-0-0		
1-0-0	1-0-0	0-0-0		NEUTRAL		0-0-0		0-0-0		0-0-0		
RPI	S	Opponent	Score	RPI	S	Opponent	Score	RPI	S	Opponent	Score	
7	H	Arkansas	2 10	27	A	Ole Miss	0 1	102	H	Troy	4 8	
7	H	Arkansas	3 12	27	A	Ole Miss	8 6	108	A	South Alabama	7 3	
7	H	Arkansas	10 0	27	A	Ole Miss	2 12	108	A	South Alabama	10 5	
12	A	Mississippi St.	1 9	50	H	South Carolina	4 5	108	A	South Alabama	6 1	
12	A	Mississippi St.	0 6	50	H	South Carolina	9 0	128	H	Presbyterian	9 4	
12	A	Mississippi St.	3 13	50	H	South Carolina	4 1	128	H	Presbyterian	7 2	
15	N	Auburn	6 3					128	H	Presbyterian	1 4	
22	A	Florida	3 6					134	A	Samford	21 2	
22	A	Florida	3 12					153	A	UAB	3 2	
22	A	Florida	1 3					153	H	UAB	4 3	
								154	H	Ball St.	6 0	
								154	H	Ball St.	5 8	
								154	H	Ball St.	7 1	
								162	H	Jacksonville St.	13 2	
								187	H	South Dakota St.	5 4	
								191	H	Maine	16 0	
								192	H	Middle Tenn.	2 0	
								238	H	North Ala.	8 0	
								238	H	North Ala.	4 1	
								270	H	Northern Ky.	9 4	
								270	H	Northern Ky.	15 1	
								270	H	Northern Ky.	10 1	
				LAST 10 GAMES								
				50	H	South Carolina	4 1	12	A	Mississippi St.	1 9	
				50	H	South Carolina	9 0	12	A	Mississippi St.	0 6	
				187	H	South Dakota St.	5 4	134	A	Samford	21 2	
				153	A	UAB	3 2	50	H	South Carolina	4 5	
				12	A	Mississippi St.	3 13	102	H	Troy	4 8	

Non-Div. I Games:

Alabama



Average RPI Win:	103	WON-LOST RECORD	WINNING PCT. RANK	LAST 10 GAMES	STRENGTH OF SCHEDULE	OPP. STRENGTH OF SCHEDULE	TEAM RPI	ADJ RPI	CONF. RPI	ADJ CONF. RPI		
DIV. I ONLY		22-16-0	.57895	95	7-3-0	21	59	42	.56336	42	5	5
DIV. I NON-CONF.		16-9-0	.64	80	3-0-0	19	86	39	.57255	39	5	5
<hr/>												
TOTALS	RPI 1-25	RPI 26-50		W-L RECORDS		RPI 51-100		RPI 101-150		RPI 150+		
22-16-0	2-3-0	3-4-0		OVERALL		7-2-0		4-7-0		6-0-0		
13-9-0	2-2-0	1-2-0		HOME		3-1-0		3-4-0		4-0-0		
9-4-0	0-0-0	2-1-0		AWAY		4-0-0		1-3-0		2-0-0		
0-3-0	0-1-0	0-1-0		NEUTRAL		0-1-0		0-0-0		0-0-0		
16-9-0	1-1-0	2-2-0		NON-CONFERENCE		4-2-0		3-4-0		6-0-0		
11-4-0	1-0-0	0-0-0		HOME		3-1-0		3-3-0		4-0-0		
5-2-0	0-0-0	2-0-		AWAY		1-0-0		0-1-0		2-0-0		
0-3-0	0-1-0	0-1-0		NEUTRAL		0-1-0		0-0-0		0-0-0		
6-7-0	1-2-0	1-2-0		CONFERENCE		3-0-0		1-3-0		0-0-0		
2-5-0	1-2-0	1-2-0		HOME		0-0-0		0-1-0		0-0-0		
4-2-0	0-0-0	0-0-0		AWAY		3-0-0		1-2-0		0-0-0		
0-0-0	0-0-0	0-0-0		NEUTRAL		0-0-0		0-0-0		0-0-0		
<hr/>												
RPI	S	Opponent	Score	RPI	S	Opponent	Score	RPI	S	Opponent	Score	
9	H	East Carolina	3 15	28	H	UConn	1 2	51	A	Sam Houston St.	12 7	
9	H	East Carolina	1 3	28	H	UConn	3 9	51	H	Sam Houston St.	2 1	
9	H	East Carolina	2 0	28	H	UConn	5 4	71	N	TCU	6 10	
13	H	Texas A&M	4 1	30	A	DBU	2 0	84	A	Wichita St.	7 4	
13	N	Texas A&M	2 3	30	A	DBU	8 6	84	A	Wichita St.	13 5	
				30	A	DBU	4 8	84	A	Wichita St.	7 3	
				45	N	Texas St.	4 9	89	H	Arizona	4 9	
								89	H	Arizona	2 1	
								89	H	Arizona	9 7	
			</									

**Non-Div. I Games:**

Houston



Average RPI Win:		104	WON-LOST RECORD		WINNING PCT. RANK	LAST 10 GAMES		STRENGTH OF SCHEDULE		OPP. STRENGTH OF SCHEDULE	TEAM RPI	ADJ RPI	CONF. RPI	ADJ CONF. RPI					
Average RPI Loss:		81																	
DIV. I ONLY			23-15-1		.60256	80		3-7-0		46	36	43	.56212	43	9	9			
DIV. I NON-CONF.			15-8-1		.64583	74		1-3-0		9	35	18	.59066	18	8	8			
TOTALS		RPI 1-25		RPI 26-50		W-L RECORDS		RPI 51-100		RPI 101-150		RPI 150+							
23-15-1		1-1-1		3-3-0		OVERALL		7-6-0		8-4-0		4-1-0							
15-6-0		1-0-0		2-1-0		HOME		6-4-0		3-1-0		3-0-0							
7-8-0		0-1-0		1-2-0		AWAY		0-1-0		5-3-0		1-1-0							
1-1-1		0-0-1		0-0-0		NEUTRAL		1-1-0		0-0-0		0-0-0							
15-8-1		1-1-1		3-3-0		NON-CONFERENCE		6-3-0		1-0-0		4-1-0							
12-2-0		1-0-0		2-1-0		HOME		5-1-0		1-0-0		3-0-0							
2-5-0		0-1-0		1-0-		AWAY		0-1-0		0-0-0		1-1-0							
1-1-1		0-0-1		0-0-0		NEUTRAL		1-1-0		0-0-0		0-0-0							
8-7-0		0-0-0		0-0-0		CONFERENCE		1-3-0		7-4-0		0-0-0							
3-4-0		0-0-0		0-0-0		HOME		1-3-0		2-1-0		0-0-0							
5-3-0		0-0-0		0-0-0		AWAY		0-0-0		5-3-0		0-0-0							
0-0-0		0-0-0		0-0-0		NEUTRAL		0-0-0		0-0-0		0-0-0							
RPI	S	Opponent		Score		RPI	S	Opponent		Score		RPI	S	Opponent		Score			
3	N	Oregon St.		4	4	26	A	NC State		7	6	53	N	Washington		5	2		
21	H	Indiana		6	5	26	H	NC State		6	7	60	N	San Diego		5	8		
23	A	Clemson		5	8	28	H	UConn		10	7	61	H	Campbell		11	2		
						30	A	Illinois		2	4	62	H	Ga. Southern		2	9		
						30	A	Illinois		1	4	66	H	VCU		10	8		
						30	H	Illinois		11	3	76	H	Wake Forest		14	8		
												76	H	Wake Forest		10	9		
												77	H	Maryland		7	2		
												83	A	Col. of Charleston		5	8		
												83	H	Col. of Charleston		6	13		
												93	H	Arkansas St.		3	7		
												93	H	Arkansas St.		2	4		
												93	H	Arkansas St.		6	0		
														188 H Michigan St.		13	0		
														188 H Michigan St.		12	5		
														201 A UNCW		4	5		
														201 A UNCW		10	5		
														201 H UNCW		9	2		
					LAST 10 GAMES														
						110	A	Little Rock		0	14	62	H	Ga. Southern		2	9		
						110	A	Little Rock		5	8	83	H	Col. of Charleston		6	13		
						93	H	Arkansas St.		3	7	26	A	NC State		7	6		
						93	H	Arkansas St.		6	0	108	A	South Alabama		14	5		
						188	H	Michigan St.		12	5	108	A	South Alabama		9	4		

Non-Div. I Games:

Coastal Caro.



Average RPI Win: 157		WON-LOST	WINNING	LAST 10	STRENGTH OF		OPP. STRENGTH	TEAM	ADJ	CONF.	ADJ CONF.
Average RPI Loss: 91		RECORD	PCT. RANK	GAMES	SCHEDULE		OF SCHEDULE	RPI	RPI	RPI	RPI
DIV. I ONLY		22-15-0	.59459	83	8-2-0		95	96	44	.56055	44
DIV. I NON-CONF.		17-14-0	.54839	131	3-1-0		28	125	38	.57262	38
TOTALS		RPI 1-25	RPI 26-50		W-L RECORDS		RPI 51-100		RPI 101-150		RPI 150+
22-15-0		1-5-0	1-3-0		OVERALL		1-0-0		7-2-0		12-5-0
9-2-0		0-0-0	1-0-0		HOME		0-0-0		7-2-0		1-0-0
13-13-0		1-5-0	0-3-0		AWAY		1-0-0		0-0-0		11-5-0
0-0-0		0-0-0	0-0-0		NEUTRAL		0-0-0		0-0-0		0-0-0
17-14-0		1-5-0	1-3-0		NON-CONFERENCE		1-0-0		4-2-0		10-4-0
6-2-0		0-0-0	1-0-0		HOME		0-0-0		4-2-0		1-0-0
11-12-0		1-5-0	0-0-0		AWAY		1-0-0		0-0-0		9-4-0
0-0-0		0-0-0	0-0-0		NEUTRAL		0-0-0		0-0-0		0-0-0
5-1-0		0-0-0	0-0-0		CONFERENCE		0-0-0		3-0-0		2-1-0
3-0-0		0-0-0	0-0-0		HOME		0-0-0		3-0-0		0-0-0
2-1-0		0-0-0	0-0-0		AWAY		0-0-0		0-0-0		2-1-0
0-0-0		0-0-0	0-0-0		NEUTRAL		0-0-0		0-0-0		0-0-0
RPI S	Opponent	Score	RPI S	Opponent	Score	RPI S	Opponent	Score	RPI S	Opponent	Score
2 A	Vanderbilt	4 10	30 A	Illinois	3 14	86 A	Iowa	11 6	109 H	Sacramento St.	2 1
2 A	Vanderbilt	1 9	30 A	Illinois	2 4				115 H	Missouri St.	7 5
2 A	Vanderbilt	7 3	30 A	Illinois	1 12				115 H	Missouri St.	7 1
16 A	Creighton	3 17	30 H	Illinois	7 6				115 H	Missouri St.	5 3
16 A	Creighton	3 7							129 H	Eastern Ill.	3 0
16 A	Creighton	7 8							135 H	Central Mich.	5 4
									135 H	Central Mich.	2 11
									135 H	Central Mich.	7 2
									149 H	Milwaukee	3 6
									173 A	Central Ark.	6 3
									173 A	Central Ark.	4 6
									173 A	Central Ark.	1 4
									173 A	Central Ark.	8 0
									180 A	Murray St.	4 5
									180 A	Murray St.	9 5
									180 A	Murray St.	4 3
									186 A	UIC	1 6
									186 H	UIC	4 0
									211 A	Belmont	14 3
									211 A	Belmont	10 6
									211 A	Belmont	27 11
									223 A	SIUE	16 9
									234 A	Valparaiso	12 6
									234 A	Valparaiso	2 4
									234 A	Valparaiso	13 1
									271 A	Southeast Mo. St.	18 6
LAST 10 GAMES			115 H	Missouri St.	5 3	16 A	Creighton	3 7	234 A	Valparaiso	12 6
			115 H	Missouri St.	7 5	180 A	Murray St.	4 3	234 A	Valparaiso	2 4
			234 A	Valparaiso	2 4	173 A	Central Ark.	1 4	234 A	Valparaiso	13 1
			234 A	Valparaiso	12 6	173 A	Central Ark.	8 0	271 A	Southeast Mo. St.	18 6
			16 A	Creighton	7 8	135 H	Central Mich.	5 4			

Non-Div. I Games:

Illinois St.



Average RPI Win:		112	WON-LOST RECORD		WINNING PCT. RANK		LAST 10 GAMES		STRENGTH OF SCHEDULE		OPP. STRENGTH OF SCHEDULE		TEAM RPI		ADJ RPI		CONF. RPI		ADJ CONF. RPI	
DIV. I ONLY			25-13-0		.65789 44		7-3-0		105		29		45		.56052 45		9		9	
DIV. I NON-CONF.			15-7-0		.68182 55		3-0-0		72		16		37		.57331 37		8		8	
TOTALS		RPI 1-25		RPI 26-50		W-L RECORDS		RPI 51-100		RPI 101-150		RPI 150+								
25-13-0		2-1-0		2-3-0		OVERALL		4-2-0		12-6-0		5-1-0								
12-6-0		0-0-0		1-2-0		HOME		2-0-0		7-4-0		2-0-0								
10-5-0		1-0-0		0-0-0		AWAY		2-2-0		4-2-0		3-1-0								
3-2-0		1-1-0		1-1-0		NEUTRAL		0-0-0		1-0-0		0-0-0								
15-7-0		2-1-0		2-3-0		NON-CONFERENCE		1-1-0		7-2-0		3-0-0								
7-4-0		0-0-0		1-2-0		HOME		1-0-0		3-2-0		2-0-0								
5-1-0		1-0-0		0-0-		AWAY		0-1-0		3-0-0		1-0-0								
3-2-0		1-1-0		1-1-0		NEUTRAL		0-0-0		1-0-0		0-0-0								
10-6-0		0-0-0		0-0-0		CONFERENCE		3-1-0		5-4-0		2-1-0								
5-2-0		0-0-0		0-0-0		HOME		1-0-0		4-2-0		0-0-0								
5-4-0		0-0-0		0-0-0		AWAY		2-1-0		1-2-0		2-1-0								
0-0-0		0-0-0		0-0-0		NEUTRAL		0-0-0		0-0-0		0-0-0								
RPI	S	Opponent		Score		RPI	S	Opponent		Score		RPI	S	Opponent		Score				
13	A	Texas A&M		5	3	28	H	UConn		4	8	62	A	Ga. Southern		0	12			
16	N	Creighton		5	6	28	H	UConn		1	4	62	A	Ga. Southern		14	4			
16	N	Creighton		12	9	28	H	UConn		5	3	62	A	Ga. Southern		8	2			
						29	N	Baylor		4	5	82	A	Incarnate Word		1	6			
						42	N	Houston		9	4	82	H	Incarnate Word		7	4			
												93	H	Arkansas St.		16	14			
														102 H Troy		3	7			
														102 H Troy		8	7			
														102 H Troy		6	7			
														108 A South Alabama		8	2			
														108 A South Alabama		0	1			
														108 A South Alabama		7	10			
														115 H Missouri St.		10	0			
														118 H Utah		8	3			
														126 A McNeese		18	10			
														126 A McNeese		5	3			
														138 A Rice		5	0			
														138 H Rice		7	6			
														138 N Rice		1	0			
														140 H Nevada		0	4			
														146 H La.-Monroe		6	5			
														146 H La.-Monroe		5	1			
														146 H La.-Monroe		13	1			
														147 H A&M-Corpus Christi		5	12			
														152 A UTSA		8	3			
														152 H UTSA		14	1			
														166 A Appalachian St.		5	4			
														166 A Appalachian St.		0	3			
														166 A Appalachian St.		8	3			
														212 H Houston Baptist		17	8			
				LAST 10 GAMES																
				102	H	Troy	6	7	62	A	Ga. Southern	8	2							
				102	H	Troy	3	7	62	A	Ga. Southern	0	12							
				93	H	Arkansas St.	16	14	13	A	Texas A&M	5	3							
				212	H	Houston Baptist	17	8	102	H	Troy	8	7							
				62	A	Ga. Southern	14	4	152	H	UTSA	14	1							

Non-Div. I Games:

Texas St.



Average RPI Win: 174		WON-LOST	WINNING	LAST 10	STRENGTH OF		OPP. STRENGTH	TEAM	ADJ	CONF.	ADJ CONF.
Average RPI Loss: 103		RECORD	PCT. RANK	GAMES	SCHEDULE		OF SCHEDULE	RPI	RPI	RPI	RPI
DIV. I ONLY		27-8-0	.77143	9	6-4-0		237	75	46	.55922	46
DIV. I NON-CONF.		23-6-0	.7931	18	3-4-0		189	85	30	.57972	30
TOTALS		RPI 1-25	RPI 26-50		W-L RECORDS		RPI 51-100		RPI 101-150		RPI 150+
27-8-0		0-2-0	1-0-0		OVERALL		4-1-0		4-3-0		18-2-0
10-1-0		0-1-0	1-0-0		HOME		0-0-0		2-0-0		7-0-0
12-7-0		0-1-0	0-0-0		AWAY		4-1-0		2-3-0		6-2-0
5-0-0		0-0-0	0-0-0		NEUTRAL		0-0-0		0-0-0		5-0-0
23-6-0		0-2-0	1-0-0		NON-CONFERENCE		4-1-0		3-1-0		15-2-0
7-1-0		0-1-0	1-0-0		HOME		0-0-0		2-0-0		4-0-0
11-5-0		0-1-0	0-0-		AWAY		4-1-0		1-1-0		6-2-0
5-0-0		0-0-0	0-0-0		NEUTRAL		0-0-0		0-0-0		5-0-0
4-2-0		0-0-0	0-0-0		CONFERENCE		0-0-0		1-2-0		3-0-0
3-0-0		0-0-0	0-0-0		HOME		0-0-0		0-0-0		3-0-0
1-2-0		0-0-0	0-0-0		AWAY		0-0-0		1-2-0		0-0-0
0-0-0		0-0-0	0-0-0		NEUTRAL		0-0-0		0-0-0		0-0-0
RPI S	Opponent	Score	RPI S	Opponent	Score	RPI S	Opponent	Score	RPI S	Opponent	Score
2 A	Vanderbilt	1 7	30 H	Illinois	3 1	67 A	Michigan	8 7	115 A	Missouri St.	5 6
21 H	Indiana	14 15				67 A	Michigan	4 6	115 A	Missouri St.	0 1
						97 A	Jacksonville	13 7	115 A	Missouri St.	12 0
						97 A	Jacksonville	7 1	127 A	Western Caro.	8 4
						97 A	Jacksonville	8 3	127 A	Western Caro.	9 10
									133 H	Austin Peay	8 1
									133 H	Austin Peay	3 2
									165 N	Marshall	4 1
									169 A	Purdue	4 3
									169 H	Purdue	4 3
									171 N	Rutgers	3 1
									171 N	Rutgers	7 5
									171 N	Rutgers	4 3
									188 A	Michigan St.	0 1
									188 A	Michigan St.	0 6
									188 A	Michigan St.	2 1
									194 A	Mercer	9 4
									194 A	Mercer	12 7
									194 A	Mercer	7 3
									201 A	UNCW	1 0
									234 H	Valparaiso	8 0
									234 H	Valparaiso	11 5
									234 H	Valparaiso	13 2
									267 N	Iona	10 0
									278 H	The Citadel	8 0
									278 H	The Citadel	5 1
									278 H	The Citadel	4 2
LAST 10 GAMES			LAST 10 GAMES			LAST 10 GAMES			LAST 10 GAMES		
			234 H	Valparaiso	11 5				234 H	Valparaiso	13 2
			234 H	Valparaiso	8 0				67 A	Michigan	4 6
			171 N	Rutgers	7 5				67 A	Michigan	8 7
			194 A	Mercer	7 3				188 A	Michigan St.	0 6
			2 A	Vanderbilt	1 7				188 A	Michigan St.	2 1

Non-Div. I Games:

Indiana St.



L  
o  
y  
o  
l  
a  
M  
a  
r  
y  
m  
o  
u  
n  
t

Tie, Loss, Non-Conf, S Site, H Home, A Away, N Neutral Page 47



Average RPI Win:	125	WON-LOST	WINNING	LAST 10	STRENGTH OF	OPP. STRENGTH	TEAM	ADJ	CONF.	ADJ CONF.																	
Average RPI Loss:	90	RECORD	PCT. RANK	GAMES	SCHEDULE	OF SCHEDULE	RPI	RPI	RPI	RPI																	
DIV. I ONLY	22-12-0	.64706	56	7-3-0	117	37	48	.55832	48	10	10																
DIV. I NON-CONF.	13-6-0	.68421	53	2-2-0	123	23	29	.57979	29	10	10																
<hr/>																											
TOTALS	RPI 1-25	RPI 26-50		W-L RECORDS		RPI 51-100		RPI 101-150		RPI 150+																	
22-12-0	1-3-0	2-2-0		OVERALL		5-1-0		10-5-0		4-1-0																	
8-6-0	0-0-0	0-0-0		HOME		1-0-0		4-5-0		3-1-0																	
11-6-0	1-3-0	2-2-0		AWAY		2-1-0		5-0-0		1-0-0																	
3-0-0	0-0-0	0-0-0		NEUTRAL		2-0-0		1-0-0		0-0-0																	
13-6-0	1-3-0	2-2-0		NON-CONFERENCE		3-0-0		3-0-0		4-1-0																	
4-1-0	0-0-0	0-0-0		HOME		1-0-0		0-0-0		3-1-0																	
6-5-0	1-3-0	2-0-		AWAY		0-0-0		2-0-0		1-0-0																	
3-0-0	0-0-0	0-0-0		NEUTRAL		2-0-0		1-0-0		0-0-0																	
9-6-0	0-0-0	0-0-0		CONFERENCE		2-1-0		7-5-0		0-0-0																	
4-5-0	0-0-0	0-0-0		HOME		0-0-0		4-5-0		0-0-0																	
5-1-0	0-0-0	0-0-0		AWAY		2-1-0		3-0-0		0-0-0																	
0-0-0	0-0-0	0-0-0		NEUTRAL		0-0-0		0-0-0		0-0-0																	
RPI	S	Opponent	Score		RPI	S	Opponent	Score		RPI	S	Opponent	Score														
8	A	Tennessee	3	8	32	A	Oregon	14	2	70	A	San Diego St.	6	11													
8	A	Tennessee	9	13	32	A	Oregon	7	8	70	A	San Diego St.	5	4													
8	A	Tennessee	10	7	32	A	Oregon	3	5	70	A	San Diego St.	2	0													
10	A	Stanford	0	2	32	A	Oregon	5	1	79	N	Kansas St.	11	3													
										80 N Cal St. Fullerton 5 2					117 H UNLV 6 4												
															117 H UNLV 3 4												
															123 A Air Force 6 0												
															123 A Air Force 5 2												
															123 H Air Force 13 7												
															123 H Air Force 3 4												
															123 H Air Force 9 5												
															136 A Cal Poly 16 6												
															137 A San Jose St. 8 6												
															137 H San Jose St. 5 7												
															137 H San Jose St. 3 1												
															137 H San Jose St. 1 2												
															230 A CSU Bakersfield 9 3												
															230 H CSU Bakersfield 7 6												
															283 H Utah Valley 3 4												
															283 H Utah Valley 8 3												
															283 H Utah Valley 6 3												
														LAST 10 GAMES													
														123 H Air Force 3 4													
														123 A Air Force 5 2													
														137 A San Jose St. 8 6													
														230 H CSU Bakersfield 7 6													
														123 H Air Force 9 5													
														123 H Air Force 13 7													
														123 A Air Force 6 0													
														136 A Cal Poly 16 6													
														32 A Oregon 7 8													
														32 A Oregon 3 5													

**Non-Div. I Games:**

Fresno St.



Average RPI Win:	137	WON-LOST RECORD	WINNING PCT. RANK	LAST 10 GAMES	STRENGTH OF SCHEDULE	OPP. STRENGTH OF SCHEDULE	TEAM RPI	ADJ RPI	CONF. RPI	ADJ CONF. RPI		
DIV. I ONLY		24-10-0	.70588	27	5-5-0	130	104	49	.5577	49	7	7
DIV. I NON-CONF.		14-5-0	.73684	34	0-2-0	226	176	68	.54744	67	9	9
<hr/>												
TOTALS	RPI 1-25	RPI 26-50		W-L RECORDS		RPI 51-100		RPI 101-150		RPI 150+		
24-10-0	0-0-0	1-0-0		OVERALL		9-8-0		7-1-0		7-1-0		
15-3-0	0-0-0	1-0-0		HOME		6-3-0		6-0-0		2-0-0		
5-5-0	0-0-0	0-0-0		AWAY		1-3-0		1-1-0		3-1-0		
4-2-0	0-0-0	0-0-0		NEUTRAL		2-2-0		0-0-0		2-0-0		
14-5-0	0-0-0	1-0-0		NON-CONFERENCE		2-3-0		4-1-0		7-1-0		
6-0-0	0-0-0	1-0-0		HOME		0-0-0		3-0-0		2-0-0		
4-3-0	0-0-0	0-0-		AWAY		0-1-0		1-1-0		3-1-0		
4-2-0	0-0-0	0-0-0		NEUTRAL		2-2-0		0-0-0		2-0-0		
10-5-0	0-0-0	0-0-0		CONFERENCE		7-5-0		3-0-0		0-0-0		
9-3-0	0-0-0	0-0-0		HOME		6-3-0		3-0-0		0-0-0		
1-2-0	0-0-0	0-0-0		AWAY		1-2-0		0-0-0		0-0-0		
0-0-0	0-0-0	0-0-0		NEUTRAL		0-0-0		0-0-0		0-0-0		
RPI	S	Opponent	Score	RPI	S	Opponent	Score	RPI	S	Opponent	Score	
				32	H	Oregon	7 3	53	A	Washington	0 1	
								55	H	Pepperdine	4 2	
								55	H	Pepperdine	0 7	
								55	H	Pepperdine	13 7	
								57	H	Gonzaga	7 4	
								57	H	Gonzaga	2 4	
								57	H	Gonzaga	2 4	
								60	A	San Diego	17 4	
								60	A	San Diego	5 15	
								60	A	San Diego	5 6	
								64	N	California	6 10	
								73	H	Saint Mary's (CA)	11 0	
								73	H	Saint Mary's (CA)	10 6	
								73	H	Saint Mary's (CA)	5 3	
								98	N	Northwestern	2 3	
								98	N	Northwestern	4 3	
								98	N	Northwestern	11 2	
<hr/>												
LAST 10 GAMES												
				288	H	Niagara	11 5	55	H	Pepperdine	4 2	
				149	H	Milwaukee	14 6	55	H	Pepperdine	13 7	
				98	N	Northwestern	11 2	60	A	San Diego	17 4	
				53	A	Washington	0 1	60	A	San Diego	5 6	
				55	H	Pepperdine	0 7	60	A	San Diego	5 15	

Non-Div. I Games:

BYU



Average RPI Win: 141		WON-LOST	WINNING	LAST 10	STRENGTH OF		OPP. STRENGTH	TEAM	ADJ		CONF.	ADJ CONF.		
Average RPI Loss: 40		RECORD	PCT. RANK	GAMES	SCHEDULE		OF SCHEDULE	RPI	RPI		RPI	RPI		
DIV. I ONLY		22-16-0	.57895	95	5-5-0		25	30	50		.55766	50		
DIV. I NON-CONF.		18-4-0	.81818	12	3-0-0		163	153	51		.5615	51		
TOTALS		RPI 1-25	RPI 26-50		W-L RECORDS		RPI 51-100		RPI 101-150		RPI 150+			
22-16-0		6-11-0	2-2-0		OVERALL		2-1-0		0-0-0		12-2-0			
14-9-0		2-6-0	0-0-0		HOME		2-1-0		0-0-0		10-2-0			
6-6-0		3-4-0	1-2-0		AWAY		0-0-0		0-0-0		2-0-0			
2-1-0		1-1-0	1-0-0		NEUTRAL		0-0-0		0-0-0		0-0-0			
18-4-0		3-1-0	1-0-0		NON-CONFERENCE		2-1-0		0-0-0		12-2-0			
13-3-0		1-0-0	0-0-0		HOME		2-1-0		0-0-0		10-2-0			
3-0-0		1-0-0	0-0-		AWAY		0-0-0		0-0-0		2-0-0			
2-1-0		1-1-0	1-0-0		NEUTRAL		0-0-0		0-0-0		0-0-0			
4-12-0		3-10-0	1-2-0		CONFERENCE		0-0-0		0-0-0		0-0-0			
1-6-0		1-6-0	0-0-0		HOME		0-0-0		0-0-0		0-0-0			
3-6-0		2-4-0	1-2-0		AWAY		0-0-0		0-0-0		0-0-0			
0-0-0		0-0-0	0-0-0		NEUTRAL		0-0-0		0-0-0		0-0-0			
RPI	S	Opponent	Score		RPI	S	Opponent	Score		RPI	S	Opponent	Score	
6	H	Georgia	7	8	26	N	NC State	10	8	65	H	Liberty	5	6
6	H	Georgia	2	4	41	A	Alabama	0	9	65	H	Liberty	3	2
6	H	Georgia	1	6	41	A	Alabama	1	4	65	H	Liberty	13	7
8	A	Tennessee	3	2	41	A	Alabama	5	4					
8	A	Tennessee	3	6										
8	A	Tennessee	5	15										
13	H	Texas A&M	2	8										
15	H	Auburn	2	4										
15	H	Auburn	4	0										
15	H	Auburn	5	7										
20	N	North Carolina	5	2										
22	A	Florida	5	9										
22	A	Florida	6	3										
22	A	Florida	4	6										
23	A	Clemson	5	4										
23	H	Clemson	14	3										
23	N	Clemson	5	11										
LAST 10 GAMES														
41	A	Alabama	1	4	22	A	Florida	6	3					
41	A	Alabama	0	9	22	A	Florida	5	9					
13	H	Texas A&M	2	8	197	H	Charlotte	5	4					
20	N	North Carolina	5	2	41	A	Alabama	5	4					
22	A	Florida	4	6	26	N	NC State	10	8					

Non-Div. I Games:

South Carolina



Average RPI Win:	149	WON-LOST	WINNING	LAST 10	STRENGTH OF	OPP. STRENGTH	TEAM	ADJ	CONF.	ADJ CONF.	
Average RPI Loss:	75	RECORD	PCT. RANK	GAMES	SCHEDULE	OF SCHEDULE	RPI	RPI	RPI	RPI	
DIV. I ONLY	22-12-0	.64706	56	6-4-0	112	60	51	.55751	51	12	12
DIV. I NON-CONF.	8-8-0	.5	145	0-3-0	36	10	67	.54818	66	13	13
<hr/>											
TOTALS	RPI 1-25	RPI 26-50		W-L RECORDS		RPI 51-100		RPI 101-150		RPI 150+	
22-12-0	0-1-0	2-6-0		OVERALL		2-1-0		6-2-0		12-2-0	
11-4-0	0-0-0	1-1-0		HOME		2-1-0		5-2-0		3-0-0	
9-6-0	0-0-0	0-4-0		AWAY		0-0-0		1-0-0		8-2-0	
2-2-0	0-1-0	1-1-0		NEUTRAL		0-0-0		0-0-0		1-0-0	
<hr/>											
8-8-0	0-1-0	2-6-0		NON-CONFERENCE		0-0-0		4-1-0		2-0-0	
4-2-0	0-0-0	1-1-0		HOME		0-0-0		3-1-0		0-0-0	
2-4-0	0-0-0	0-0-		AWAY		0-0-0		1-0-0		1-0-0	
2-2-0	0-1-0	1-1-0		NEUTRAL		0-0-0		0-0-0		1-0-0	
<hr/>											
14-4-0	0-0-0	0-0-0		CONFERENCE		2-1-0		2-1-0		10-2-0	
7-2-0	0-0-0	0-0-0		HOME		2-1-0		2-1-0		3-0-0	
7-2-0	0-0-0	0-0-0		AWAY		0-0-0		0-0-0		7-2-0	
0-0-0	0-0-0	0-0-0		NEUTRAL		0-0-0		0-0-0		0-0-0	
<hr/>											
RPI S	Opponent	Score	RPI S	Opponent	Score	RPI S	Opponent	Score	RPI S	Opponent	Score
12 N	Mississippi St.	4 5	29 A	Baylor	6 9	82 H	Incarnate Word	10 4	106 H	Louisiana	7 5
			29 H	Baylor	8 7	82 H	Incarnate Word	13 8	106 H	Louisiana	9 8
			33 N	Nebraska	11 10	82 H	Incarnate Word	2 8	106 H	Louisiana	9 2
			35 N	Virginia Tech	2 3				126 H	McNeese	3 4
			36 A	Texas	3 10				126 H	McNeese	6 3
			38 A	Louisiana Tech	0 7				126 H	McNeese	5 4
			42 A	Houston	1 2				138 A	Rice	10 9
			42 H	Houston	7 12				138 H	Rice	5 11
									151 A	SFA	6 3
									151 A	SFA	7 12
									151 A	SFA	4 2
									167 A	New Orleans	8 2
									167 A	New Orleans	6 2
									167 A	New Orleans	4 6
									205 H	Lamar University	6 5
									205 H	Lamar University	8 4
									205 H	Lamar University	15 6
									212 A	Houston Baptist	6 3
									212 A	Houston Baptist	17 5
									212 A	Houston Baptist	7 4
									225 A	Stetson	4 3
									228 N	Manhattan	12 7
<hr/>											
LAST 10 GAMES											
151 A	SFA	7 12	151 A	SFA	4 2	42 H	Houston	7 12			
205 H	Lamar University	6 5	205 H	Lamar University	15 6	138 H	Rice	5 11			
205 H	Lamar University	8 4	126 H	McNeese	6 3						
29 A	Baylor	6 9									
151 A	SFA	6 3									

Non-Div. I Games:

Sam Houston St.



Average RPI Win:		168	WON-LOST RECORD		WINNING PCT. RANK		LAST 10 GAMES		STRENGTH OF SCHEDULE		OPP. STRENGTH OF SCHEDULE		TEAM RPI		ADJ RPI		CONF. RPI		ADJ CONF. RPI					
DIV. I ONLY			23-9-0		.71875		20		6-4-0		195		38		52		.55645		52		13		13	
DIV. I NON-CONF.			17-5-0		.77273		24		1-1-0		223		20		49		.56276		49		12		12	
TOTALS		RPI 1-25		RPI 26-50		W-L RECORDS		RPI 51-100		RPI 101-150		RPI 150+												
23-9-0		0-4-0		0-1-0		OVERALL		6-3-0		5-0-0		12-1-0												
13-2-0		0-0-0		0-0-0		HOME		6-2-0		0-0-0		7-0-0												
10-7-0		0-4-0		0-1-0		AWAY		0-1-0		5-0-0		5-1-0												
0-0-0		0-0-0		0-0-0		NEUTRAL		0-0-0		0-0-0		0-0-0												
17-5-0		0-1-0		0-1-0		NON-CONFERENCE		6-3-0		5-0-0		6-0-0												
9-2-0		0-0-0		0-0-0		HOME		6-2-0		0-0-0		3-0-0												
8-3-0		0-1-0		0-0-		AWAY		0-1-0		5-0-0		3-0-0												
0-0-0		0-0-0		0-0-0		NEUTRAL		0-0-0		0-0-0		0-0-0												
6-4-0		0-3-0		0-0-0		CONFERENCE		0-0-0		0-0-0		6-1-0												
4-0-0		0-0-0		0-0-0		HOME		0-0-0		0-0-0		4-0-0												
2-4-0		0-3-0		0-0-0		AWAY		0-0-0		0-0-0		2-1-0												
0-0-0		0-0-0		0-0-0		NEUTRAL		0-0-0		0-0-0		0-0-0												
RPI	S	Opponent		Score		RPI	S	Opponent		Score		RPI	S	Opponent		Score		RPI	S	Opponent		Score		
1	A	UCLA		3	9	47	A	Loyola Marymount		3	7	53	H	Washington		2	1	115	A	Missouri St.		3	2	
5	A	UC Santa Barbara		1	10							53	H	Washington		6	4	115	A	Missouri St.		4	1	
5	A	UC Santa Barbara		2	3							53	H	Washington		5	9	138	A	Rice		11	5	
5	A	UC Santa Barbara		1	4							60	H	San Diego		17	7	138	A	Rice		7	0	
												70	A	San Diego St.		3	9	138	A	Rice		11	4	
												70	H	San Diego St.		6	5	204	H	Washington St.		4	1	
												88	H	St. John's (NY)		3	0	204	H	Washington St.		8	4	
												88	H	St. John's (NY)		3	4	204	H	Washington St.		5	1	
												88	H	St. John's (NY)		3	0	207	H	CSUN		7	1	
																		219	H	Long Beach St.		4	1	
																		219	H	Long Beach St.		9	4	
																		219	H	Long Beach St.		4	0	
																		247	A	Hawaii		4	0	
																		247	A	Hawaii		2	10	
																		247	A	Hawaii		8	5	
																		283	A	Utah Valley		17	4	
																		283	A	Utah Valley		17	4	
																		283	A	Utah Valley		15	0	
LAST 10 GAMES																								
						207	H	CSUN		7	1	1	A	UCLA		3	9							
						70	H	San Diego St.		6	5	219	H	Long Beach St.		4	0							
						5	A	UC Santa Barbara		2	3	219	H	Long Beach St.		4	1							
						5	A	UC Santa Barbara		1	10	219	H	Long Beach St.		9	4							
						5	A	UC Santa Barbara		1	4	247	A	Hawaii		4	0							

Non-Div. I Games:

UC Irvine



Average RPI Win: 140		WON-LOST	WINNING	LAST 10	STRENGTH OF		OPP. STRENGTH	TEAM	ADJ	CONF.	ADJ CONF.
Average RPI Loss: 38		RECORD	PCT. RANK	GAMES	SCHEDULE		OF SCHEDULE	RPI	RPI	RPI	RPI
DIV. I ONLY		17-15-0	.53125	128	3-7-0		43	33	53	.55533	53
DIV. I NON-CONF.		12-5-0	.70588	47	3-0-0		135	149	45	.56514	45
TOTALS		RPI 1-25	RPI 26-50		W-L RECORDS		RPI 51-100		RPI 101-150		RPI 150+
17-15-0		0-7-0	3-2-0		OVERALL		6-6-0		3-0-0		5-0-0
8-3-0		0-3-0	1-0-0		HOME		4-0-0		3-0-0		0-0-0
5-10-0		0-3-0	2-1-0		AWAY		1-6-0		0-0-0		2-0-0
4-2-0		0-1-0	0-1-0		NEUTRAL		1-0-0		0-0-0		3-0-0
12-5-0		0-1-0	1-1-0		NON-CONFERENCE		3-3-0		3-0-0		5-0-0
5-0-0		0-0-0	1-0-0		HOME		1-0-0		3-0-0		0-0-0
3-3-0		0-0-0	0-0-		AWAY		1-3-0		0-0-0		2-0-0
4-2-0		0-1-0	0-1-0		NEUTRAL		1-0-0		0-0-0		3-0-0
5-10-0		0-6-0	2-1-0		CONFERENCE		3-3-0		0-0-0		0-0-0
3-3-0		0-3-0	0-0-0		HOME		3-0-0		0-0-0		0-0-0
2-7-0		0-3-0	2-1-0		AWAY		0-3-0		0-0-0		0-0-0
0-0-0		0-0-0	0-0-0		NEUTRAL		0-0-0		0-0-0		0-0-0
RPI S	Opponent	Score	RPI S	Opponent	Score	RPI S	Opponent	Score	RPI S	Opponent	Score
3 H	Oregon St.	3 4	32 A	Oregon	19 3	52 A	UC Irvine	1 2	136 H	Cal Poly	5 0
3 H	Oregon St.	7 10	32 A	Oregon	0 1	52 A	UC Irvine	4 6	136 H	Cal Poly	11 7
3 H	Oregon St.	0 1	32 A	Oregon	9 3	52 A	UC Irvine	9 5	136 H	Cal Poly	9 3
10 A	Stanford	1 6	43 N	Coastal Caro.	2 5	57 A	Gonzaga	4 5	242 A	Seattle U	6 3
10 A	Stanford	2 3	49 H	BYU	1 0	74 N	Minnesota	7 5	282 A	Santa Clara	11 1
10 A	Stanford	2 8				81 H	Southern California	3 2	289 N	Northern Colo.	25 8
21 N	Indiana	0 1				81 H	Southern California	7 1	289 N	Northern Colo.	11 1
						81 H	Southern California	4 3	289 N	Northern Colo.	3 2
						89 A	Arizona	3 9			
						89 A	Arizona	2 14			
						89 A	Arizona	4 7			
						96 H	California Baptist	3 2			
LAST 10 GAMES						10 A	Stanford	2 3			
						10 A	Stanford	2 8			
						96 H	California Baptist	3 2			
						89 A	Arizona	4 7			
						89 A	Arizona	2 14			

Non-Div. I Games:

Washington



U  
T  
A  
r  
l  
i  
n  
g  
t  
o  
n

UT Arlington



Average RPI Win:	145	WON-LOST RECORD	WINNING PCT. RANK	LAST 10 GAMES	STRENGTH OF SCHEDULE	OPP. STRENGTH OF SCHEDULE	TEAM RPI	ADJ RPI	CONF. RPI	ADJ CONF. RPI		
DIV. I ONLY		17-16-0	.51515	138	3-7-0	24	70	55	.55351	55	7	7
DIV. I NON-CONF.		9-9-0	.5	145	0-3-0	6	18	44	.56623	44	9	9
<hr/>												
TOTALS	RPI 1-25	RPI 26-50		W-L RECORDS		RPI 51-100		RPI 101-150		RPI 150+		
17-16-0	0-7-0	1-3-0		OVERALL		8-3-0		1-2-0		7-1-0		
9-4-0	0-2-0	0-0-0		HOME		3-1-0		0-0-0		6-1-0		
5-11-0	0-4-0	1-3-0		AWAY		3-2-0		1-2-0		0-0-0		
3-1-0	0-1-0	0-0-0		NEUTRAL		2-0-0		0-0-0		1-0-0		
9-9-0	0-7-0	0-1-0		NON-CONFERENCE		4-1-0		0-0-0		5-0-0		
5-2-0	0-2-0	0-0-0		HOME		1-0-0		0-0-0		4-0-0		
1-6-0	0-4-0	0-0-		AWAY		1-1-0		0-0-0		0-0-0		
3-1-0	0-1-0	0-0-0		NEUTRAL		2-0-0		0-0-0		1-0-0		
8-7-0	0-0-0	1-2-0		CONFERENCE		4-2-0		1-2-0		2-1-0		
4-2-0	0-0-0	0-0-0		HOME		2-1-0		0-0-0		2-1-0		
4-5-0	0-0-0	1-2-0		AWAY		2-1-0		1-2-0		0-0-0		
0-0-0	0-0-0	0-0-0		NEUTRAL		0-0-0		0-0-0		0-0-0		
RPI S	Opponent	Score	RPI S	Opponent	Score	RPI S	Opponent	Score	RPI S	Opponent	Score	
1 A	UCLA	2 3	34 A	Arizona St.	3 4	57 H	Gonzaga	2 3	116 A	Pacific	7 3	
2 A	Vanderbilt	3 6	49 A	BYU	2 4	57 H	Gonzaga	3 1	116 A	Pacific	3 13	
2 A	Vanderbilt	2 6	49 A	BYU	7 0	57 H	Gonzaga	4 2	116 A	Pacific	2 3	
5 A	UC Santa Barbara	2 3	49 A	BYU	7 13	60 A	San Diego	1 5	207 H	CSUN	9 5	
5 H	UC Santa Barbara	3 5				60 A	San Diego	8 7	230 N	CSU Bakersfield	11 0	
5 H	UC Santa Barbara	2 8				60 A	San Diego	10 5	253 H	UC Davis	4 0	
10 N	Stanford	1 6				64 N	California	7 5	253 H	UC Davis	15 3	
						74 H	Minnesota	13 12	253 H	UC Davis	1 0	
						80 A	Cal St. Fullerton	11 4	282 H	Santa Clara	5 4	
						81 A	Southern California	2 5	282 H	Santa Clara	2 5	
						84 N	Wichita St.	13 8	282 H	Santa Clara	10 1	
LAST 10 GAMES												
81 A	Southern California	2 5	282 H	Santa Clara	5 4							
49 A	BYU	7 0	282 H	Santa Clara	10 1							
49 A	BYU	2 4	282 H	Santa Clara	2 5							
49 A	BYU	7 13	116 A	Pacific	3 13							
5 H	UC Santa Barbara	2 8	116 A	Pacific	2 3							

Non-Div. I Games:

Pepperdine



[illegible]

**Non-Div. I Games:**

Fla. Atlantic



[illegible]

**Non-Div. I Games:**

**Gonzaga**



Average RPI Win:	138	WON-LOST	WINNING	LAST 10	STRENGTH OF	OPP. STRENGTH	TEAM	ADJ	CONF.	ADJ CONF.		
Average RPI Loss:	96	RECORD	PCT. RANK	GAMES	SCHEDULE	OF SCHEDULE	RPI	RPI	RPI	RPI		
DIV. I ONLY		21-13-0	.61765	73	5-5-0	83	86	58	.55274	58	11	11
DIV. I NON-CONF.		10-9-0	.52632	137	0-3-0	139	43	139	.50403	139	11	11
<hr/>												
TOTALS	RPI 1-25	RPI 26-50		W-L RECORDS		RPI 51-100		RPI 101-150		RPI 150+		
21-13-0	1-2-0	3-1-0		OVERALL		0-2-0		5-5-0		12-3-0		
14-4-0	0-0-0	0-0-0		HOME		0-2-0		4-1-0		10-1-0		
6-8-0	1-2-0	3-0-0		AWAY		0-0-0		1-4-0		1-2-0		
1-1-0	0-0-0	0-1-0		NEUTRAL		0-0-0		0-0-0		1-0-0		
10-9-0	1-2-0	0-1-0		NON-CONFERENCE		0-2-0		1-3-0		8-1-0		
8-4-0	0-0-0	0-0-0		HOME		0-2-0		1-1-0		7-1-0		
1-4-0	1-2-0	0-0-		AWAY		0-0-0		0-2-0		0-0-0		
1-1-0	0-0-0	0-1-0		NEUTRAL		0-0-0		0-0-0		1-0-0		
11-4-0	0-0-0	3-0-0		CONFERENCE		0-0-0		4-2-0		4-2-0		
6-0-0	0-0-0	0-0-0		HOME		0-0-0		3-0-0		3-0-0		
5-4-0	0-0-0	3-0-0		AWAY		0-0-0		1-2-0		1-2-0		
0-0-0	0-0-0	0-0-0		NEUTRAL		0-0-0		0-0-0		0-0-0		
RPI S	Opponent	Score		RPI S	Opponent	Score		RPI S	Opponent	Score		
12 A	Mississippi St.	1	0	27 N	Ole Miss	2	11	57 H	Gonzaga	8	10	
12 A	Mississippi St.	3	4	38 A	Louisiana Tech	10	5	57 H	Gonzaga	2	4	
12 A	Mississippi St.	1	8	38 A	Louisiana Tech	12	9					
				38 A	Louisiana Tech	5	1					

Non-Div. I Games:

Southern Miss.



Average RPI Win:	131	WON-LOST RECORD	WINNING PCT. RANK	LAST 10 GAMES	STRENGTH OF SCHEDULE	OPP. STRENGTH OF SCHEDULE	TEAM RPI	ADJ RPI	CONF. RPI	ADJ CONF. RPI					
DIV. I ONLY		23-13-0	.63889	59	5-5-0	103	6	59	.55176	59	4	4			
DIV. I NON-CONF.		12-5-0	.70588	47	0-2-0	255	21	142	.50295	142	4	4			
<hr/>															
TOTALS	RPI 1-25	RPI 26-50		W-L RECORDS		RPI 51-100		RPI 101-150		RPI 150+					
23-13-0	4-5-0	3-3-0		OVERALL		2-4-0		4-1-0		10-0-0					
18-6-0	3-1-0	2-1-0		HOME		2-4-0		1-0-0		10-0-0					
5-6-0	1-3-0	1-2-0		AWAY		0-0-0		3-1-0		0-0-0					
0-1-0	0-1-0	0-0-0		NEUTRAL		0-0-0		0-0-0		0-0-0					
12-5-0	0-3-0	0-0-0		NON-CONFERENCE		1-2-0		1-0-0		10-0-0					
12-3-0	0-1-0	0-0-0		HOME		1-2-0		1-0-0		10-0-0					
0-1-0	0-1-0	0-0-		AWAY		0-0-0		0-0-0		0-0-0					
0-1-0	0-1-0	0-0-0		NEUTRAL		0-0-0		0-0-0		0-0-0					
11-8-0	4-2-0	3-3-0		CONFERENCE		1-2-0		3-1-0		0-0-0					
6-3-0	3-0-0	2-1-0		HOME		1-2-0		0-0-0		0-0-0					
5-5-0	1-2-0	1-2-0		AWAY		0-0-0		3-1-0		0-0-0					
0-0-0	0-0-0	0-0-0		NEUTRAL		0-0-0		0-0-0		0-0-0					
RPI	S	Opponent	Score	RPI	S	Opponent	Score	RPI	S	Opponent	Score				
18	A	Miami (FL)	6 5	26	A	NC State	8 9	68	H	Boston College	7 10	111	A	Virginia	14 2
18	A	Miami (FL)	0 4	26	A	NC State	7 5	68	H	Boston College	0 8	119	A	Notre Dame	7 1
18	A	Miami (FL)	0 11	26	A	NC State	0 16	68	H	Boston College	4 3	119	A	Notre Dame	3 1
22	A	Florida	7 20	35	H	Virginia Tech	5 2	72	H	UCF	7 9	119	A	Notre Dame	3 12
22	H	Florida	1 3	35	H	Virginia Tech	0 6	91	H	North Florida	4 3	142	H	FIU	9 6
22	N	Florida	2 4	35	H	Virginia Tech	9 8	97	H	Jacksonville	2 3	191	H	Maine	9 1
23	H	Clemson	16 2									191	H	Maine	11 0
23	H	Clemson	6 4									191	H	Maine	16 3
23	H	Clemson	6 2									191	H	Maine	6 5
												194	H	Mercer	9 5
												194	H	Mercer	12 1
												194	H	Mercer	5 1
												279	H	Youngstown St.	7 4
												279	H	Youngstown St.	4 2
												279	H	Youngstown St.	24 2
												</			



Average RPI Win: 108		WON-LOST RECORD		WINNING PCT. RANK		LAST 10 GAMES		STRENGTH OF SCHEDULE		OPP. STRENGTH OF SCHEDULE		TEAM RPI		ADJ RPI		CONF. RPI		ADJ CONF. RPI	
DIV. I ONLY		24-14-0		.63158 65		6-4-0		77		63		60		.55155 60		7		7	
DIV. I NON-CONF.		16-6-0		.72727 38		2-1-0		142		66		57		.55723 57		9		9	
TOTALS		RPI 1-25		RPI 26-50		W-L RECORDS		RPI 51-100		RPI 101-150		RPI 150+							
24-14-0		1-0-0		4-5-0		OVERALL		11-7-0		2-1-0		6-1-0							
15-8-0		0-0-0		2-2-0		HOME		7-4-0		2-1-0		4-1-0							
6-6-0		0-0-0		1-3-0		AWAY		3-3-0		0-0-0		2-0-0							
3-0-0		1-0-0		1-0-0		NEUTRAL		1-0-0		0-0-0		0-0-0							
16-6-0		1-0-0		1-2-0		NON-CONFERENCE		7-2-0		1-1-0		6-1-0							
9-4-0		0-0-0		0-1-0		HOME		4-1-0		1-1-0		4-1-0							
4-2-0		0-0-0		0-0-		AWAY		2-1-0		0-0-0		2-0-0							
3-0-0		1-0-0		1-0-0		NEUTRAL		1-0-0		0-0-0		0-0-0							
8-8-0		0-0-0		3-3-0		CONFERENCE		4-5-0		1-0-0		0-0-0							
6-4-0		0-0-0		2-1-0		HOME		3-3-0		1-0-0		0-0-0							
2-4-0		0-0-0		1-2-0		AWAY		1-2-0		0-0-0		0-0-0							
0-0-0		0-0-0		0-0-0		NEUTRAL		0-0-0		0-0-0		0-0-0							
RPI S	Opponent		Score		RPI S	Opponent		Score		RPI S	Opponent		Score		RPI S	Opponent		Score	
21 N	Indiana		5 3		34 A	Arizona St.		2 12		52 A	UC Irvine		7 17		115 H	Missouri St.		14 4	
					40 H	Oklahoma		1 6		55 H	Pepperdine		5 10		118 H	Utah		5 6	
					43 N	Coastal Caro.		8 5		55 H	Pepperdine		7 8		124 H	Portland		4 3	
					47 A	Loyola Marymount		2 3		55 H	Pepperdine		5 1		189 A	UC Riverside		31 3	
					47 A	Loyola Marymount		4 10		57 A	Gonzaga		9 11		189 H	UC Riverside		7 6	
					47 A	Loyola Marymount		11 8		57 A	Gonzaga		3 15		219 A	Long Beach St.		4 0	
					49 H	BYU		4 17		57 A	Gonzaga		4 2		219 H	Long Beach St.		4 5	
					49 H	BYU		15 5		70 A	San Diego St.		4 2		227 H	Wagner		3 1	
					49 H	BYU		6 5		71 H	TCU		9 6		227 H	Wagner		14 0	
										74 N	Minnesota		6 5		227 H	Wagner		15 9	
										80 H	Cal St. Fullerton		6 2						
										88 H	St. John's (NY)		2 1						
										88 H	St. John's (NY)		5 7						
										88 H	St. John's (NY)		9 3						
										96 A	California Baptist		5 4						
										99 H	San Francisco		4 10						
										99 H	San Francisco		10 3						
										99 H	San Francisco		6 4						
				LAST 10 GAMES															
				124 H	Portland		4 3		219 H	Long Beach St.		4 5							
				96 A	California Baptist		5 4		49 H	BYU		4 17							
				47 A	Loyola Marymount		11 8		49 H	BYU		6 5							
				47 A	Loyola Marymount		2 3		49 H	BYU		15 5							
				47 A	Loyola Marymount		4 10		189 H	UC Riverside		7 6							

Non-Div. I Games:

San Diego



Average RPI Win: 165		WON-LOST RECORD		WINNING PCT. RANK		LAST 10 GAMES		STRENGTH OF SCHEDULE		OPP. STRENGTH OF SCHEDULE		TEAM RPI		ADJ RPI		CONF. RPI		ADJ CONF. RPI	
DIV. I ONLY		25-13-0		.65789 44		7-3-0		102		173		61		.55146 61		21		21	
DIV. I NON-CONF.		12-10-0		.54545 132		2-1-0		38		205		72		.54494 72		21		21	
TOTALS		RPI 1-25		RPI 26-50		W-L RECORDS		RPI 51-100		RPI 101-150		RPI 150+							
25-13-0		1-1-0		0-2-0		OVERALL		4-4-0		3-1-0		17-5-0							
14-5-0		1-0-0		0-1-0		HOME		0-0-0		3-0-0		10-4-0							
10-7-0		0-1-0		0-1-0		AWAY		3-3-0		0-1-0		7-1-0							
1-1-0		0-0-0		0-0-0		NEUTRAL		1-1-0		0-0-0		0-0-0							
12-10-0		1-1-0		0-2-0		NON-CONFERENCE		4-4-0		0-1-0		7-2-0							
7-3-0		1-0-0		0-1-0		HOME		0-0-0		0-0-0		6-2-0							
4-6-0		0-1-0		0-0-		AWAY		3-3-0		0-1-0		1-0-0							
1-1-0		0-0-0		0-0-0		NEUTRAL		1-1-0		0-0-0		0-0-0							
13-3-0		0-0-0		0-0-0		CONFERENCE		0-0-0		3-0-0		10-3-0							
7-2-0		0-0-0		0-0-0		HOME		0-0-0		3-0-0		4-2-0							
6-1-0		0-0-0		0-0-0		AWAY		0-0-0		0-0-0		6-1-0							
0-0-0		0-0-0		0-0-0		NEUTRAL		0-0-0		0-0-0		0-0-0							
RPI S	Opponent		Score		RPI S	Opponent		Score		RPI S	Opponent		Score		RPI S	Opponent		Score	
9 H	East Carolina		7	6	26 H	NC State		1	10	66 N	VCU		7	8	122 A	Old Dominion		3	4
20 A	North Carolina		2	4	43 A	Coastal Caro.		2	11	69 A	Duke		12	6	128 H	Presbyterian		11	4
										77 N	Maryland		10	6	128 H	Presbyterian		3	2
										90 A	William & Mary		5	14	128 H	Presbyterian		5	3
										90 A	William & Mary		2	5	155 A	Gardner-Webb		10	5
										90 A	William & Mary		1	4	155 A	Gardner-Webb		8	9
										95 A	UNC Greensboro		7	4	155 A	Gardner-Webb		11	3
										100 A	Elon		15	7	156 H	Radford		2	6
															156 H	Radford		6	2
															156 H	Radford		7	0
															160 A	High Point		8	6
															160 A	High Point		13	8
															160 A	High Point		8	2
															181 H	Fairfield		3	2
															181 H	Fairfield		11	6
															181 H	Fairfield		6	3
															201 H	UNCW		1	5
															235 H	UNC Asheville		0	3
															235 H	UNC Asheville		6	3
															235 H	UNC Asheville		21	1
															239 A	N.C. Central		3	1
															239 H	N.C. Central		4	7
															240 A	USC Upstate		9	6
															266 H	Georgetown		7	4
															266 H	Georgetown		7	4
															266 H	Georgetown		9	5
LAST 10 GAMES				181 H	Fairfield		6	3	156 H	Radford		6	2	240 A	USC Upstate		9	6	
				181 H	Fairfield		11	6	156 H	Radford		2	6	266 H	Georgetown		7	4	
				240 A	USC Upstate		9	6	100 A	Elon		15	7	266 H	Georgetown		7	4	
				95 A	UNC Greensboro		7	4	155 A	Gardner-Webb		11	3	266 H	Georgetown		9	5	
				156 H	Radford		7	0	155 A	Gardner-Webb		10	5						

Non-Div. I Games:

Campbell



Average RPI Win: 129		WON-LOST RECORD		WINNING PCT. RANK		LAST 10 GAMES		STRENGTH OF SCHEDULE		OPP. STRENGTH OF SCHEDULE		TEAM RPI		ADJ RPI		CONF. RPI		ADJ CONF. RPI	
DIV. I ONLY		22-16-0		.57895 95		7-3-0		67		54		62		.55111 62		9		9	
DIV. I NON-CONF.		13-9-0		.59091 106		3-0-0		56		37		63		.55066 63		8		8	
TOTALS		RPI 1-25		RPI 26-50		W-L RECORDS		RPI 51-100		RPI 101-150		RPI 150+							
22-16-0		3-7-0		2-2-0		OVERALL		4-1-0		4-3-0		9-3-0							
12-8-0		2-4-0		1-2-0		HOME		1-0-0		3-1-0		5-1-0							
10-8-0		1-3-0		1-0-0		AWAY		3-1-0		1-2-0		4-2-0							
0-0-0		0-0-0		0-0-0		NEUTRAL		0-0-0		0-0-0		0-0-0							
13-9-0		3-7-0		0-0-0		NON-CONFERENCE		2-0-0		1-0-0		7-2-0							
9-5-0		2-4-0		0-0-0		HOME		1-0-0		1-0-0		5-1-0							
4-4-0		1-3-0		0-0-		AWAY		1-0-0		0-0-0		2-1-0							
0-0-0		0-0-0		0-0-0		NEUTRAL		0-0-0		0-0-0		0-0-0							
9-7-0		0-0-0		2-2-0		CONFERENCE		2-1-0		3-3-0		2-1-0							
3-3-0		0-0-0		1-2-0		HOME		0-0-0		2-1-0		0-0-0							
6-4-0		0-0-0		1-0-0		AWAY		2-1-0		1-2-0		2-1-0							
0-0-0		0-0-0		0-0-0		NEUTRAL		0-0-0		0-0-0		0-0-0							
RPI	S	Opponent		Score		RPI	S	Opponent		Score		RPI	S	Opponent		Score			
6	H	Georgia		2	4	43	A	Coastal Caro.		9	2	54	A	UT Arlington		5	3		
6	H	Georgia		10	7	45	H	Texas St.		4	14	54	A	UT Arlington		15	8		
6	H	Georgia		1	3	45	H	Texas St.		12	0	54	A	UT Arlington		5	12		
11	A	Georgia Tech		6	7	45	H	Texas St.		2	8	83	A	Col. of Charleston		8	0		
14	H	West Virginia		1	5							83	H	Col. of Charleston		3	1		
14	H	West Virginia		1	0														
14	H	West Virginia		1	3														
15	A	Auburn		2	11														
15	A	Auburn		7	5														
15	A	Auburn		3	4														

Non-Div. I Games:

Ga. Southern



Average RPI Win: 191		WON-LOST RECORD	WINNING PCT. RANK	LAST 10 GAMES	STRENGTH OF SCHEDULE	OPP. STRENGTH OF SCHEDULE	TEAM RPI	ADJ RPI		CONF. RPI	ADJ CONF. RPI				
Average RPI Loss: 112															
DIV. I ONLY		26-12-0	.68421 33	8-2-0	172	149	63	.55073	63	29	29				
DIV. I NON-CONF.		18-10-0	.64286 75	5-2-0	143	63	50	.56214	50	29	29				
<hr/>															
TOTALS		RPI 1-25		RPI 26-50		W-L RECORDS		RPI 51-100		RPI 101-150		RPI 150+			
26-12-0		0-3-0		2-2-0		OVERALL		2-1-0		1-1-0		21-5-0			
9-3-0		0-0-0		0-1-0		HOME		0-0-0		0-1-0		9-1-0			
16-8-0		0-3-0		2-1-0		AWAY		2-1-0		1-0-0		11-3-0			
1-1-0		0-0-0		0-0-0		NEUTRAL		0-0-0		0-0-0		1-1-0			
18-10-0		0-3-0		2-2-0		NON-CONFERENCE		2-1-0		1-1-0		13-3-0			
4-2-0		0-0-0		0-1-0		HOME		0-0-0		0-1-0		4-0-0			
13-7-0		0-3-0		2-0-		AWAY		2-1-0		1-0-0		8-2-0			
1-1-0		0-0-0		0-0-0		NEUTRAL		0-0-0		0-0-0		1-1-0			
8-2-0		0-0-0		0-0-0		CONFERENCE		0-0-0		0-0-0		8-2-0			
5-1-0		0-0-0		0-0-0		HOME		0-0-0		0-0-0		5-1-0			
3-1-0		0-0-0		0-0-0		AWAY		0-0-0		0-0-0		3-1-0			
0-0-0		0-0-0		0-0-0		NEUTRAL		0-0-0		0-0-0		0-0-0			
RPI S	Opponent	Score		RPI S	Opponent	Score		RPI S	Opponent	Score		RPI S	Opponent	Score	
19 A	LSU	6	13	28 H	UConn	6	11	100 A	Elon	0	1	101 A	Rhode Island	2	0
19 A	LSU	3	4	35 A	Virginia Tech	4	2	100 A	Elon	6	5	101 H	Rhode Island	12	16
19 A	LSU	8	17	35 A	Virginia Tech	6	4	100 A	Elon	6	4	158 A	Winthrop	9	4
				35 A	Virginia Tech	1	2					170 A	Abilene Christian	8	7
												170 A	Abilene Christian	6	8
												170 A	Abilene Christian	11	1
												174 A	Richmond	8	10
												183 A	Wofford	12	11
												203 A	Hartford	23	3
												203 H	Hartford	15	6
												203 H	Hartford	15	4
												203 H	Hartford	8	5
												208 A	Quinnipiac	14	5
												208 N	Quinnipiac	5	2
												215 A	Brown	14	6
												215 A	Brown	11	7
												215 H	Brown	15	2
												216 N	Toledo	2	6
												221 A	LIU Brooklyn	10	2
												221 A	LIU Brooklyn	4	5
												221 A	LIU Brooklyn	4	2
												236 A	Central Conn. St.	16	4
												236 H	Central Conn. St.	12	3
												236 H	Central Conn. St.	5	6
												236 H	Central Conn. St.	14	4
												293 H	Fairleigh Dickinson	13	0
												293 H	Fairleigh Dickinson	12	11
<hr/>															
				LAST 10 GAMES											
				28 H	UConn	6	11	101 H	Rhode Island	12	16	236 H	Central Conn. St.	12	3
				35 A	Virginia Tech	4	2	203 H	Hartford	15	6	236 H	Central Conn. St.	5	6
				35 A	Virginia Tech	1	2	203 H	Hartford	15	4	236 H	Central Conn. St.	14	4
				236 A	Central Conn. St.	16	4	203 H	Hartford	8	5	293 H	Fairleigh Dickinson	13	0
				208 A	Quinnipiac	14	5	215 A	Brown	11	7	293 H	Fairleigh Dickinson	12	11

Non-Div. I Games:

Bryant



B  
r  
y  
a  
n  
t

Bryant

Bryant



Average RPI Win:	126	WON-LOST RECORD	WINNING PCT. RANK	LAST 10 GAMES	STRENGTH OF SCHEDULE	OPP. STRENGTH OF SCHEDULE	TEAM RPI	ADJ RPI	CONF. RPI	ADJ CONF. RPI		
DIV. I ONLY		19-13-0	.59375	89	8-2-0	125	3	64	.55018	64	3	3
DIV. I NON-CONF.		12-7-0	.63158	84	3-0-0	133	24	61	.55263	61	2	2
<hr/>												
TOTALS	RPI 1-25	RPI 26-50		W-L RECORDS		RPI 51-100		RPI 101-150		RPI 150+		
19-13-0	2-5-0	1-0-0		OVERALL		6-6-0		4-1-0		6-1-0		
10-3-0	0-0-0	0-0-0		HOME		3-3-0		1-0-0		6-0-0		
8-7-0	2-5-0	0-0-0		AWAY		3-1-0		3-1-0		0-0-0		
1-3-0	0-0-0	1-0-0		NEUTRAL		0-2-0		0-0-0		0-1-0		
<hr/>												
12-7-0	1-2-0	1-0-0		NON-CONFERENCE		3-3-0		4-1-0		3-1-0		
6-1-0	0-0-0	0-0-0		HOME		2-1-0		1-0-0		3-0-0		
5-3-0	1-2-0	0-0-		AWAY		1-0-0		3-1-0		0-0-0		
1-3-0	0-0-0	1-0-0		NEUTRAL		0-2-0		0-0-0		0-1-0		
<hr/>												
7-6-0	1-3-0	0-0-0		CONFERENCE		3-3-0		0-0-0		3-0-0		
4-2-0	0-0-0	0-0-0		HOME		1-2-0		0-0-0		3-0-0		
3-4-0	1-3-0	0-0-0		AWAY		2-1-0		0-0-0		0-0-0		
0-0-0	0-0-0	0-0-0		NEUTRAL		0-0-0		0-0-0		0-0-0		
<hr/>												
RPI S	Opponent	Score	RPI S	Opponent	Score	RPI S	Opponent	Score	RPI S	Opponent	Score	
1 A	UCLA	7 8	49 N	BYU	10 6	55 N	Pepperdine	5 7	109 A	Sacramento St.	0 6	
3 A	Oregon St.	2 3				73 A	Saint Mary's (CA)	9 3	136 A	Cal Poly	5 4	
3 A	Oregon St.	3 2				73 H	Saint Mary's (CA)	3 10	136 A	Cal Poly	5 3	
3 A	Oregon St.	5 10				73 H	Saint Mary's (CA)	13 1	136 A	Cal Poly	10 2	
19 A	LSU	3 4				81 H	Southern California	4 9	137 H	San Jose St.	13 0	
19 A	LSU	5 2				81 H	Southern California	9 8	204 H	Washington St.	6 0	
19 A	LSU	4 5				81 H	Southern California	0 1	204 H	Washington St.	9 5	
						89 A	Arizona	7 3	204 H	Washington St.	6 1	
						89 A	Arizona	10 7	219 H	Long Beach St.	13 5	
						89 A	Arizona	2 4	219 H	Long Beach St.	10 5	
						98 N	Northwestern	5 9	219 H	Long Beach St.	7 1	
						99 H	San Francisco	10 7	230 N	CSU Bakersfield	3 4	
<hr/>												
LAST 10 GAMES												
19 A	LSU	4 5	89 A	Arizona	10 7							
19 A	LSU	5 2	204 H	Washington St.	9 5							
1 A	UCLA	7 8	204 H	Washington St.	6 1							
89 A	Arizona	2 4	204 H	Washington St.	6 0							
89 A	Arizona	7 3	219 H	Long Beach St.	13 5							

Non-Div. I Games:

California



Average RPI Win: 157		WON-LOST RECORD	WINNING PCT. RANK	LAST 10 GAMES	STRENGTH OF SCHEDULE	OPP. STRENGTH OF SCHEDULE	TEAM RPI	ADJ RPI	CONF. RPI	ADJ CONF. RPI							
Average RPI Loss: 137																	
DIV. I ONLY		28-9-0	.75676	12	7-3-0	217	67	65	.54949	65	14	14					
DIV. I NON-CONF.		19-6-0	.76	27	3-1-0	213	9	48	.5643	48	17	17					
<hr/>																	
TOTALS		RPI 1-25		RPI 26-50		W-L RECORDS		RPI 51-100		RPI 101-150		RPI 150+					
28-9-0		1-1-0		3-2-0		OVERALL		5-1-0		3-1-0		16-4-0					
21-3-0		1-0-0		1-0-0		HOME		4-0-0		1-0-0		14-3-0					
7-6-0		0-1-0		2-2-0		AWAY		1-1-0		2-1-0		2-1-0					
0-0-0		0-0-0		0-0-0		NEUTRAL		0-0-0		0-0-0		0-0-0					
19-6-0		1-1-0		3-2-0		NON-CONFERENCE		2-1-0		3-1-0		10-1-0					
14-1-0		1-0-0		1-0-0		HOME		1-0-0		1-0-0		10-1-0					
5-5-0		0-1-0		2-0-		AWAY		1-1-0		2-1-0		0-0-0					
0-0-0		0-0-0		0-0-0		NEUTRAL		0-0-0		0-0-0		0-0-0					
9-3-0		0-0-0		0-0-0		CONFERENCE		3-0-0		0-0-0		6-3-0					
7-2-0		0-0-0		0-0-0		HOME		3-0-0		0-0-0		4-2-0					
2-1-0		0-0-0		0-0-0		AWAY		0-0-0		0-0-0		2-1-0					
0-0-0		0-0-0		0-0-0		NEUTRAL		0-0-0		0-0-0		0-0-0					
RPI	S	Opponent		Score		RPI	S	Opponent		Score		RPI	S	Opponent		Score	
8	A	Tennessee		1	7	35	A	Virginia Tech		6	1	76	A	Wake Forest		2	6
20	H	North Carolina		2	0	35	H	Virginia Tech		4	3	76	H	Wake Forest		9	3
						50	A	South Carolina		7	13	91	H	North Florida		6	2
						50	A	South Carolina		6	5	91	H	North Florida		4	3
						50	A	South Carolina		2	3	91	H	North Florida		8	2
												100	A	Elon		13	1
			</														

Non-Div. I Games:

Liberty



**Non-Div. I Games:**

Tie, Loss, Non-Conf,S Site, H Home, A Away, N Neutral Page 67



RPI	S	Opponent	Score	
291	A	Longwood	12	6

VCU

V  
C  
U

V  
C  
U



Average RPI Win:		186	WON-LOST RECORD		WINNING PCT. RANK	LAST 10 GAMES	STRENGTH OF SCHEDULE		OPP. STRENGTH OF SCHEDULE	TEAM RPI	ADJ RPI	CONF. RPI	ADJ CONF. RPI				
Average RPI Loss:		94															
DIV. I ONLY			25-11-0		.69444	29	6-4-0		184	138	67	.54569	67	8	8		
DIV. I NON-CONF.			20-8-0		.71429	42	3-1-0		175	175	59	.55521	59	7	7		
TOTALS		RPI 1-25		RPI 26-50		W-L RECORDS		RPI 51-100		RPI 101-150		RPI 150+					
25-11-0		1-4-0		1-1-0		OVERALL		2-2-0		2-0-0		19-4-0					
13-2-0		0-0-0		1-1-0		HOME		2-1-0		2-0-0		8-0-0					
8-8-0		1-3-0		0-0-0		AWAY		0-1-0		0-0-0		7-4-0					
4-1-0		0-1-0		0-0-0		NEUTRAL		0-0-0		0-0-0		4-0-0					
20-8-0		1-4-0		1-1-0		NON-CONFERENCE		0-1-0		2-0-0		16-2-0					
10-1-0		0-0-0		1-1-0		HOME		0-0-0		2-0-0		7-0-0					
6-6-0		1-3-0		0-0-		AWAY		0-1-0		0-0-0		5-2-0					
4-1-0		0-1-0		0-0-0		NEUTRAL		0-0-0		0-0-0		4-0-0					
5-3-0		0-0-0		0-0-0		CONFERENCE		2-1-0		0-0-0		3-2-0					
3-1-0		0-0-0		0-0-0		HOME		2-1-0		0-0-0		1-0-0					
2-2-0		0-0-0		0-0-0		AWAY		0-0-0		0-0-0		2-2-0					
0-0-0		0-0-0		0-0-0		NEUTRAL		0-0-0		0-0-0		0-0-0					
RPI	S	Opponent		Score		RPI	S	Opponent		Score		RPI	S	Opponent		Score	
1	A	UCLA		7	5	46	H	Indiana St.		6	4	74	H	Minnesota		4	6
17	A	Texas Tech		2	11	46	H	Indiana St.		7	8	74	H	Minnesota		8	0
17	A	Texas Tech		5	8							74	H	Minnesota		5	3
17	A	Texas Tech		3	10							81	A	Southern California		1	4
25	N	Oklahoma St.		2	3												



Average RPI Win:		140	WON-LOST RECORD		WINNING PCT. RANK	LAST 10 GAMES	STRENGTH OF SCHEDULE		OPP. STRENGTH OF SCHEDULE	TEAM RPI	ADJ RPI	CONF. RPI	ADJ CONF. RPI
Average RPI Loss:		78	19-19-0		.5 145	5-5-0	40		76	68	.54472 68	4	4
DIV. I ONLY			12-8-0		.6 102	3-1-0	235		186	131	.50864 131	4	4
DIV. I NON-CONF.													
TOTALS		RPI 1-25	RPI 26-50		W-L RECORDS		RPI 51-100		RPI 101-150		RPI 150+		
19-19-0		3-6-0	2-5-0		OVERALL		3-3-0		1-1-0		10-4-0		
7-8-0		2-4-0	1-2-0		HOME		0-0-0		1-1-0		3-1-0		
11-9-0		1-2-0	1-1-0		AWAY		3-3-0		0-0-0		6-3-0		
1-2-0		0-0-0	0-2-0		NEUTRAL		0-0-0		0-0-0		1-0-0		
12-8-0		0-0-0	1-3-0		NON-CONFERENCE		0-0-0		1-1-0		10-4-0		
4-2-0		0-0-0	0-0-0		HOME		0-0-0		1-1-0		3-1-0		
7-4-0		0-0-0	1-0-		AWAY		0-0-0		0-0-0		6-3-0		
1-2-0		0-0-0	0-2-0		NEUTRAL		0-0-0		0-0-0		1-0-0		
7-11-0		3-6-0	1-2-0		CONFERENCE		3-3-0		0-0-0		0-0-0		
3-6-0		2-4-0	1-2-0		HOME		0-0-0		0-0-0		0-0-0		
4-5-0		1-2-0	0-0-0		AWAY		3-3-0		0-0-0		0-0-0		
0-0-0		0-0-0	0-0-0		NEUTRAL		0-0-0		0-0-0		0-0-0		
RPI S	Opponent	Score	RPI S	Opponent	Score	RPI S	Opponent	Score	RPI S	Opponent	Score		
4 A	Louisville	6 4	26 H	NC State	4 16	59 A	Florida St.	3 4	101 H	Rhode Island	4 0		
4 A	Louisville	0 4	26 H	NC State	5 6	59 A	Florida St.	10 7	139 H	Massachusetts	2 6		
4 A	Louisville	4 11	26 H	NC State	3 1	59 A	Florida St.	8 0	177 A	Northeastern	2 4		
11 H	Georgia Tech	1 9	28 A	UConn	1 3	76 A	Wake Forest	9 22	177 N	Northeastern	5 3		
11 H	Georgia Tech	9 2	37 N	Evansville	3 4	76 A	Wake Forest	5 3	184 A	Eastern Ky.	13 2		
11 H	Georgia Tech	0 7	37 N	Evansville	0 4	76 A	Wake Forest	3 13	184 A	Eastern Ky.	6 4		
23 H	Clemson	3 2	39 A	Kentucky	12 3				199 H	Holy Cross	11 4		
23 H	Clemson	1 8							203 H	Hartford	4 7		
23 H	Clemson	5 9							208 H	Quinnipiac	11 5		
									231 H	Siena	7 5		
									264 A	Bethune-Cookman	14 5		
									264 A	Bethune-Cookman	7 8		
									264 A	Bethune-Cookman	4 8		
									274 A	Jackson St.	9 5		
									274 A	Jackson St.	7 3		
									274 A	Jackson St.	11 2		



Average RPI Win: 149		WON-LOST	WINNING	LAST 10	STRENGTH OF		OPP. STRENGTH	TEAM	ADJ		CONF.	ADJ CONF.			
Average RPI Loss: 63		RECORD	PCT. RANK	GAMES	SCHEDULE		OF SCHEDULE	RPI	RPI		RPI	RPI			
DIV. I ONLY		21-16-0	.56757	103	7-3-0		23	98	69	.54368	69	4	4		
DIV. I NON-CONF.		13-6-0	.68421	53	2-1-0		48	213	58	.55569	58	4	4		
TOTALS		RPI 1-25	RPI 26-50		W-L RECORDS		RPI 51-100		RPI 101-150		RPI 150+				
21-16-0		2-7-0	2-1-0		OVERALL		3-4-0		2-3-0		12-1-0				
15-10-0		2-3-0	2-1-0		HOME		3-4-0		0-2-0		8-0-0				
4-5-0		0-4-0	0-0-0		AWAY		0-0-0		2-1-0		2-0-0				
2-1-0		0-0-0	0-0-0		NEUTRAL		0-0-0		0-0-0		2-1-0				
13-6-0		2-1-0	0-0-0		NON-CONFERENCE		2-2-0		0-2-0		9-1-0				
9-4-0		2-0-0	0-0-0		HOME		2-2-0		0-2-0		5-0-0				
2-1-0		0-1-0	0-0-		AWAY		0-0-0		0-0-0		2-0-0				
2-1-0		0-0-0	0-0-0		NEUTRAL		0-0-0		0-0-0		2-1-0				
8-10-0		0-6-0	2-1-0		CONFERENCE		1-2-0		2-1-0		3-0-0				
6-6-0		0-3-0	2-1-0		HOME		1-2-0		0-0-0		3-0-0				
2-4-0		0-3-0	0-0-0		AWAY		0-0-0		2-1-0		0-0-0				
0-0-0		0-0-0	0-0-0		NEUTRAL		0-0-0		0-0-0		0-0-0				
RPI	S	Opponent	Score	RPI	S	Opponent	Score	RPI	S	Opponent	Score				
4	H	Louisville	3 8	35	H	Virginia Tech	4 0	61	H	Campbell	6 12	111	A	Virginia	8 6
4	H	Louisville	1 2	35	H	Virginia Tech	9 5	76	H	Wake Forest	4 5	111	A	Virginia	3 11
4	H	Louisville	6 8	35	H	Virginia Tech	2 6	76	H	Wake Forest	16 2	111	A	Virginia	2 1
9	A	East Carolina	1 6					76	H	Wake Forest	8 9	148	H	Penn	1 3
9	H	East Carolina	7 2					98	H	Northwestern	23 8	148	H	Penn	6 7
17	H	Texas Tech	13 6					98	H	Northwestern	3 5	172	N	Penn St.	14 0
20	A	North Carolina	6 16					98	H	Northwestern	5 4	172	N	Penn St.	9 2
20	A	North Carolina	7 8									172	N	Penn St.	7 8
20	A	North Carolina	0 1									174	H	Richmond	5 2
												176	A	Davidson	7 2
												176	H	Davidson	7 3
												222	H	Pittsburgh	2 0
												222	H	Pittsburgh	6 5
												222	H	Pittsburgh	10 9
												239	A	N.C. Central	7 5
												258	H	Lehigh	7 0
												258	H	Lehigh	8 1
												258	H	Lehigh	4 3
LAST 10 GAMES															
				222	H	Pittsburgh	6 5	35	H	Virginia Tech	4 0				
				222	H	Pittsburgh	2 0	239	A	N.C. Central	7 5				
				17	H	Texas Tech	13 6	222	H	Pittsburgh	10 9				
				35	H	Virginia Tech	9 5	9	A	East Carolina	1 6				
				35	H	Virginia Tech	2 6	20	A	North Carolina	6 16				

Non-Div. I Games:

Duke



Average RPI Win: Average RPI Loss:	127 75	WON-LOST RECORD	WINNING PCT. RANK	LAST 10 GAMES		STRENGTH OF SCHEDULE	OPP. STRENGTH OF SCHEDULE	TEAM RPI	ADJ RPI	CONF. RPI	ADJ CONF. RPI				
DIV. I ONLY		21-16-0	.56757	103	6-4-0	60	65	70	.54346	70	10	10			
DIV. I NON-CONF.		14-10-0	.58333	107	4-3-0	71	12	69	.5463	68	10	10			
<hr/>															
TOTALS	RPI 1-25	RPI 26-50		W-L RECORDS		RPI 51-100		RPI 101-150		RPI 150+					
21-16-0	1-3-0	2-4-0		OVERALL		7-5-0		5-3-0		6-1-0					
13-9-0	0-2-0	2-3-0		HOME		5-3-0		3-1-0		3-0-0					
8-7-0	1-1-0	0-1-0		AWAY		2-2-0		2-2-0		3-1-0					
0-0-0	0-0-0	0-0-0		NEUTRAL		0-0-0		0-0-0		0-0-0					
14-10-0	1-3-0	1-2-0		NON-CONFERENCE		7-5-0		1-0-0		4-0-0					
10-6-0	0-2-0	1-1-0		HOME		5-3-0		1-0-0		3-0-0					
4-4-0	1-1-0	0-0-		AWAY		2-2-0		0-0-0		1-0-0					
0-0-0	0-0-0	0-0-0		NEUTRAL		0-0-0		0-0-0		0-0-0					
7-6-0	0-0-0	1-2-0		CONFERENCE		0-0-0		4-3-0		2-1-0					
3-3-0	0-0-0	1-2-0		HOME		0-0-0		2-1-0		0-0-0					
4-3-0	0-0-0	0-0-0		AWAY		0-0-0		2-2-0		2-1-0					
0-0-0	0-0-0	0-0-0		NEUTRAL		0-0-0		0-0-0		0-0-0					
<hr/>															
RPI S	Opponent	Score		RPI S	Opponent	Score		RPI S	Opponent	Score		RPI S	Opponent	Score	
3 A	Oregon St.	4	3	40 H	Oklahoma	0	1	52 A	UC Irvine	5	6	118 H	Utah	3	2
3 A	Oregon St.	1	8	47 A	Loyola Marymount	1	5	52 H	UC Irvine	9	3	123 A	Air Force	5	9
17 H	Texas Tech	1	5	47 H	Loyola Marymount	4	2	60 H	San Diego	2	4	140 A	Nevada	6	2
17 H	Texas Tech	9	12	48 H	Fresno St.	11	6	79 H	Kansas St.	10	7	140 A	Nevada	11	3
				48 H	Fresno St.	0	2	80 A	Cal St. Fullerton	2	7	140 A	Nevada	7	8
				48 H	Fresno St.	4	5	80 A	Cal St. Fullerton	13	7	140 H	Nevada	8	5
								80 A	Cal St. Fullerton	6	1	140 H	Nevada	5	6
								89 H	Arizona	6	4	140 H	Nevada	3	1
								96 H	California Baptist	2	5	185 A	New Mexico	4	2
								99 H	San Francisco	8	4	185 A	New Mexico	4	13
								99 H	San Francisco	8	9	185 A	New Mexico	19	3
								99 H	San Francisco	6	3	207 A	CSUN	11	5
												242 H	Seattle U	6	5
												242 H	Seattle U	12	8
												242 H	Seattle U	11	5
<hr/>															
LAST 10 GAMES															
52 A	UC Irvine	5	6	140 A	Nevada	11	3								
80 A	Cal St. Fullerton	2	7	140 A	Nevada	6	2								
80 A	Cal St. Fullerton	13	7	140 A	Nevada	7	8								
80 A	Cal St. Fullerton	6	1	3 A	Oregon St.	1	8								
47 H	Loyola Marymount	4	2	3 A	Oregon St.	4	3								

**Non-Div. I Games:**

San Diego St.



Average RPI Win: 128		WON-LOST RECORD	WINNING PCT. RANK	LAST 10 GAMES	STRENGTH OF SCHEDULE	OPP. STRENGTH OF SCHEDULE	TEAM RPI	ADJ RPI	CONF. RPI	ADJ CONF. RPI							
Average RPI Loss: 81																	
DIV. I ONLY		22-14-0	.61111	76	5-5-0	104	41	71	.54254	71	2	2					
DIV. I NON-CONF.		17-9-0	.65385	66	3-3-0	182	71	87	.53215	87	3	3					
TOTALS		RPI 1-25	RPI 26-50		W-L RECORDS		RPI 51-100		RPI 101-150		RPI 150+						
22-14-0		2-3-0	5-3-0		OVERALL		2-4-0		4-2-0		9-2-0						
14-5-0		1-2-0	2-1-0		HOME		1-0-0		3-1-0		7-1-0						
4-6-0		0-0-0	2-2-0		AWAY		0-3-0		0-0-0		2-1-0						
4-3-0		1-1-0	1-0-0		NEUTRAL		1-1-0		1-1-0		0-0-0						
17-9-0		1-1-0	1-1-0		NON-CONFERENCE		2-3-0		4-2-0		9-2-0						
11-2-0		0-0-0	0-0-0		HOME		1-0-0		3-1-0		7-1-0						
2-4-0		0-0-0	0-0-		AWAY		0-2-0		0-0-0		2-1-0						
4-3-0		1-1-0	1-0-0		NEUTRAL		1-1-0		1-1-0		0-0-0						
5-5-0		1-2-0	4-2-0		CONFERENCE		0-1-0		0-0-0		0-0-0						
3-3-0		1-2-0	2-1-0		HOME		0-0-0		0-0-0		0-0-0						
2-2-0		0-0-0	2-1-0		AWAY		0-1-0		0-0-0		0-0-0						
0-0-0		0-0-0	0-0-0		NEUTRAL		0-0-0		0-0-0		0-0-0						
RPI	S	Opponent		Score		RPI	S	Opponent		Score		RPI	S	Opponent		Score	
2	N	Vanderbilt		10 2		30	A	DBU		6 11		111	N	Virginia		9 4	
13	N	Texas A&M		0 1		36	H	Texas		1 13		54	H	UT Arlington		3 2	
25	H	Oklahoma St.		6 7		36	H	Texas		3 2		54	N	UT Arlington		5 3	
25	H	Oklahoma St.		8 9		36	H	Texas		12 8		60	A	San Diego		6 9	
25	H	Oklahoma St.		7 4		40	A	Oklahoma		6 7		79	A	Kansas St.		4 7	
						40	A	Oklahoma		4 2		80	N	Cal St. Fullerton		0 2	
						40	A	Oklahoma		6 4							
						42	N	Houston		10 6							
						LAST 10 GAMES											
						202	H	Seton Hall		8 6		30	A	DBU		6 11	
						202	H	Seton Hall		5 1		40	A	Oklahoma		6 4	
						79	A	Kansas St.		4 7		40	A	Oklahoma		4 2	
						54	A	UT Arlington		3 6		40	A	Oklahoma		6 7	
						202	H	Seton Hall		3 7		54	H	UT Arlington		3 2	

Non-Div. I Games:

TCU



Average RPI Win: 131		WON-LOST RECORD		WINNING PCT. RANK		LAST 10 GAMES		STRENGTH OF SCHEDULE		OPP. STRENGTH OF SCHEDULE		TEAM RPI		ADJ RPI		CONF. RPI		ADJ CONF. RPI	
DIV. I ONLY		22-16-0		.57895 95		5-5-0		48		71		72		.54238 72		5		5	
DIV. I NON-CONF.		18-7-0		.72 41		2-1-0		47		113		46		.5651 46		5		5	
TOTALS		RPI 1-25		RPI 26-50		W-L RECORDS		RPI 51-100		RPI 101-150		RPI 150+							
22-16-0		2-5-0		1-2-0		OVERALL		7-4-0		3-3-0		9-2-0							
17-10-0		1-2-0		1-2-0		HOME		5-3-0		2-1-0		8-2-0							
5-6-0		1-3-0		0-0-0		AWAY		2-1-0		1-2-0		1-0-0							
0-0-0		0-0-0		0-0-0		NEUTRAL		0-0-0		0-0-0		0-0-0							
18-7-0		2-2-0		0-0-0		NON-CONFERENCE		7-3-0		0-0-0		9-2-0							
14-7-0		1-2-0		0-0-0		HOME		5-3-0		0-0-0		8-2-0							
4-0-0		1-0-0		0-0-		AWAY		2-0-0		0-0-0		1-0-0							
0-0-0		0-0-0		0-0-0		NEUTRAL		0-0-0		0-0-0		0-0-0							
4-9-0		0-3-0		1-2-0		CONFERENCE		0-1-0		3-3-0		0-0-0							
3-3-0		0-0-0		1-2-0		HOME		0-0-0		2-1-0		0-0-0							
1-6-0		0-3-0		0-0-0		AWAY		0-1-0		1-2-0		0-0-0							
0-0-0		0-0-0		0-0-0		NEUTRAL		0-0-0		0-0-0		0-0-0							
RPI S	Opponent	Score		RPI S	Opponent	Score		RPI S	Opponent	Score		RPI S	Opponent	Score					
9 A	East Carolina	5	6	28 H	UConn	2	1	56 H	Fla. Atlantic	3	5	113 A	Cincinnati	15	0				
9 A	East Carolina	8	13	28 H	UConn	0	10	59 A	Florida St.	9	7	113 A	Cincinnati	3	8				
9 A	East Carolina	4	7	28 H	UConn	1	3	66 H	VCU	8	2	113 A	Cincinnati	6	7				
15 H	Auburn	1	4					66 H	VCU	3	4	131 H	South Fla.	4	1				
15 H	Auburn	6	1					66 H	VCU	10	9	131 H	South Fla.	3	6				
15 H	Auburn	9	13					84 A	Wichita St.	6	8	131 H	South Fla.	5	0				
22 A	Florida	12	9					91 H	North Florida	5	0	154 H	Ball St.	9	8				
								97 A	Jacksonville	8	2	172 H	Penn St.	5	11				
								97 H	Jacksonville	3	0	172 H	Penn St.	2	5				
								97 H	Jacksonville	5	8	172 H	Penn St.	5	3				
								97 H	Jacksonville	6	4	195 H	Yale	8	1				
												195 H	Yale	7	5				
												225 A	Stetson	13	4				
												225 H	Stetson	10	2				
												231 H	Siena	7	1				
												231 H	Siena	5	1				
												231 H	Siena	3	2				
				LAST 10 GAMES															
				113 A Cincinnati				6	7	97 A Jacksonville				8	2				
				113 A Cincinnati				3	8	131 H South Fla.				3	6				
				84 A Wichita St.				6	8	131 H South Fla.				5	0				
				56 H Fla. Atlantic				3	5	131 H South Fla.				4	1				
				113 A Cincinnati				15	0	225 A Stetson				13	4				



Average RPI Win:		157	WON-LOST RECORD		WINNING PCT. RANK	LAST 10 GAMES		STRENGTH OF SCHEDULE		OPP. STRENGTH OF SCHEDULE	TEAM RPI	ADJ RPI	CONF. RPI	ADJ CONF. RPI			
Average RPI Loss:		81															
DIV. I ONLY			22-15-0		.59459	83	6-4-0		129	120	73	.54213	73	7	7		
DIV. I NON-CONF.			15-9-0		.625	89	2-0-0		219	112	91	.52887	91	9	9		
TOTALS		RPI 1-25		RPI 26-50		W-L RECORDS		RPI 51-100		RPI 101-150		RPI 150+					
22-15-0		1-0-0		1-6-0		OVERALL		1-5-0		11-4-0		8-0-0					
16-1-0		1-0-0		1-0-0		HOME		0-1-0		9-0-0		5-0-0					
6-14-0		0-0-0		0-6-0		AWAY		1-4-0		2-4-0		3-0-0					
0-0-0		0-0-0		0-0-0		NEUTRAL		0-0-0		0-0-0		0-0-0					
15-9-0		1-0-0		0-3-0		NON-CONFERENCE		1-2-0		5-4-0		8-0-0					
9-1-0		1-0-0		0-0-0		HOME		0-1-0		3-0-0		5-0-0					
6-8-0		0-0-0		0-0-		AWAY		1-1-0		2-4-0		3-0-0					
0-0-0		0-0-0		0-0-0		NEUTRAL		0-0-0		0-0-0		0-0-0					
7-6-0		0-0-0		1-3-0		CONFERENCE		0-3-0		6-0-0		0-0-0					
7-0-0		0-0-0		1-0-0		HOME		0-0-0		6-0-0		0-0-0					
0-6-0		0-0-0		0-3-0		AWAY		0-3-0		0-0-0		0-0-0					
0-0-0		0-0-0		0-0-0		NEUTRAL		0-0-0		0-0-0		0-0-0					
RPI	S	Opponent		Score		RPI	S	Opponent		Score		RPI	S	Opponent		Score	
5	H	UC Santa Barbara		7	6	32	A	Oregon		2	6	64	A	California		10	3
						32	A	Oregon		2	3	64	A	California		1	13
						32	A	Oregon		4	5	64	H	California		3	9
						47	H	Loyola Marymount		5	0	99	A	San Francisco		0	2
						49	A	BYU		3	5	99	A	San Francisco		2	4
						49	A	BYU		6	10	99	A	San Francisco		9	10
						49	A	BYU		0	11						
								LAST 10 GAMES									
						116	H	Pacific		1	0	32	A	Oregon		4	5
						283	A	Utah Valley		10	1	47	H	Loyola Marymount		5	0
						204	H	Washington St.		6	3	137	H	San Jose St.		14	1
						136	A	Cal Poly		7	1	99	A	San Francisco		9	10
						283	A	Utah Valley		13	1	99	A	San Francisco		2	4

Non-Div. I Games:

Saint Mary's (CA)



Average RPI Win: 133		WON-LOST RECORD		WINNING PCT. RANK		LAST 10 GAMES		STRENGTH OF SCHEDULE		OPP. STRENGTH OF SCHEDULE		TEAM RPI		ADJ RPI		CONF. RPI		ADJ CONF. RPI	
DIV. I ONLY		14-18-0		.4375 196		6-4-0		30		64		74		.53958 74		8		8	
DIV. I NON-CONF.		7-13-0		.35 217		2-0-0		103		19		140		.50333 140		7		7	
TOTALS		RPI 1-25		RPI 26-50		W-L RECORDS		RPI 51-100		RPI 101-150		RPI 150+							
14-18-0		0-2-0		4-8-0		OVERALL		2-6-0		0-0-0		8-2-0							
5-3-0		0-0-0		3-3-0		HOME		0-0-0		0-0-0		2-0-0							
8-9-0		0-0-0		1-5-0		AWAY		1-3-0		0-0-0		6-1-0							
1-6-0		0-2-0		0-0-0		NEUTRAL		1-3-0		0-0-0		0-1-0							
7-13-0		0-2-0		1-5-0		NON-CONFERENCE		1-4-0		0-0-0		5-2-0							
2-0-0		0-0-0		0-0-0		HOME		0-0-0		0-0-0		2-0-0							
4-7-0		0-0-0		1-0-		AWAY		0-1-0		0-0-0		3-1-0							
1-6-0		0-2-0		0-0-0		NEUTRAL		1-3-0		0-0-0		0-1-0							
7-5-0		0-0-0		3-3-0		CONFERENCE		1-2-0		0-0-0		3-0-0							
3-3-0		0-0-0		3-3-0		HOME		0-0-0		0-0-0		0-0-0							
4-2-0		0-0-0		0-0-0		AWAY		1-2-0		0-0-0		3-0-0							
0-0-0		0-0-0		0-0-0		NEUTRAL		0-0-0		0-0-0		0-0-0							
RPI S	Opponent		Score		RPI S	Opponent		Score		RPI S	Opponent		Score		RPI S	Opponent		Score	
3 N	Oregon St.		1	2	26 A	NC State		4	5	53 N	Washington		5	7	172 A	Penn St.		5	1
3 N	Oregon St.		1	13	26 A	NC State		4	8	55 A	Pepperdine		12	13	172 A	Penn St.		7	5
					26 A	NC State		2	3	57 N	Gonzaga		5	6	172 A	Penn St.		8	6
					30 A	DBU		5	7	57 N	Gonzaga		8	5	185 N	New Mexico		1	11
					30 A	DBU		0	9	60 N	San Diego		5	6	187 H	South Dakota St.		5	1
					30 A	DBU		9	7	67 A	Michigan		0	8	219 A	Long Beach St.		4	6
					30 H	Illinois		2	4	67 A	Michigan		6	4	219 A	Long Beach St.		6	2
					30 H	Illinois		3	13	67 A	Michigan		3	5	219 A	Long Beach St.		19	6
					30 H	Illinois		5	4						226 H	North Dakota St.		4	3
					33 H	Nebraska		3	2						242 A	Seattle U		3	2
					33 H	Nebraska		5	2										
					33 H	Nebraska		1	10										
LAST 10 GAMES																			
26 A	NC State		4	8	30 H	Illinois		2	4										
26 A	NC State		2	3	226 H	North Dakota St.		4	3										
187 H	South Dakota St.		5	1	67 A	Michigan		0	8										
30 H	Illinois		3	13	67 A	Michigan		3	5										
30 H	Illinois		5	4	67 A	Michigan		6	4										

Non-Div. I Games: Augsburg 9 3 St. Scholastica 14 4

Minnesota



Average RPI Win: 148		WON-LOST RECORD	WINNING PCT. RANK	LAST 10 GAMES	STRENGTH OF SCHEDULE	OPP. STRENGTH OF SCHEDULE	TEAM RPI	ADJ RPI	CONF. RPI	ADJ CONF. RPI				
Average RPI Loss: 81														
DIV. I ONLY		15-23-0	.39474 218	6-4-0	18	156	75	.53924 75	17	17				
DIV. I NON-CONF.		9-22-0	.29032 240	0-3-0	3	132	88	.53165 88	15	15				
<hr/>														
TOTALS		RPI 1-25	RPI 26-50		W-L RECORDS		RPI 51-100		RPI 101-150		RPI 150+			
15-23-0		1-3-0	2-8-0		OVERALL		3-3-0		2-7-0		7-2-0			
6-2-0		0-0-0	2-1-0		HOME		0-1-0		0-0-0		4-0-0			
9-19-0		1-3-0	0-7-0		AWAY		3-1-0		2-6-0		3-2-0			
0-2-0		0-0-0	0-0-0		NEUTRAL		0-1-0		0-1-0		0-0-0			
9-22-0		1-3-0	2-8-0		NON-CONFERENCE		1-2-0		2-7-0		3-2-0			
2-2-0		0-0-0	2-1-0		HOME		0-1-0		0-0-0		0-0-0			
7-18-0		1-3-0	0-0-		AWAY		1-0-0		2-6-0		3-2-0			
0-2-0		0-0-0	0-0-0		NEUTRAL		0-1-0		0-1-0		0-0-0			
6-1-0		0-0-0	0-0-0		CONFERENCE		2-1-0		0-0-0		4-0-0			
4-0-0		0-0-0	0-0-0		HOME		0-0-0		0-0-0		4-0-0			
2-1-0		0-0-0	0-0-0		AWAY		2-1-0		0-0-0		0-0-0			
0-0-0		0-0-0	0-0-0		NEUTRAL		0-0-0		0-0-0		0-0-0			
RPI	S	Opponent	Score		RPI	S	Opponent	Score		RPI	S	Opponent	Score	
4	A	Louisville	5	4	34	A	Arizona St.	3	8	85	A	Wright St.	9	8
20	A	North Carolina	3	14	34	A	Arizona St.	6	11	85	H	Wright St.	0	10
20	A	North Carolina	3	12	34	A	Arizona St.	0	12	85	N	Wright St.	2	12
20	A	North Carolina	3	8	36	A	Texas	5	6	88	A	St. John's (NY)	11	8
					36	A	Texas	5	6	88	A	St. John's (NY)	8	9
					36	A	Texas	5	6	88	A	St. John's (NY)	8	1
					37	H	Evansville	2	10					
					37	H	Evansville	5	2					
					37	H	Evansville	11	8					
					39	A	Kentucky	3	16					
					LAST 10 GAMES									
					266	H	Georgetown	1	0	164	A	Ohio St.	5	8
					266	H	Georgetown	9	4	88	A	St. John's (NY)	8	1
					143	N	New Mexico St.	4	6	88	A	St. John's (NY)	8	9
					190	A	Lipscomb	4	2	88	A	St. John's (NY)	11	8
					245	H	Butler	6	5	85	N	Wright St.	2	12

Non-Div. I Games:

Xavier



Average RPI Win: 134		WON-LOST	WINNING	LAST 10	STRENGTH OF		OPP. STRENGTH	TEAM	ADJ		CONF.	ADJ CONF.
Average RPI Loss: 77		RECORD	PCT. RANK	GAMES	SCHEDULE		OF SCHEDULE	RPI	RPI		RPI	RPI
DIV. I ONLY		23-16-0	.58974	90	108		32	76	.53915		76	4
DIV. I NON-CONF.		13-7-0	.65	71	130		109	81	.5378		80	4
TOTALS		RPI 1-25	RPI 26-50		W-L RECORDS		RPI 51-100		RPI 101-150		RPI 150+	
23-16-0		0-3-0	3-4-0		OVERALL		7-5-0		1-2-0		12-2-0	
16-7-0		0-0-0	3-2-0		HOME		4-2-0		1-2-0		8-1-0	
6-9-0		0-3-0	0-2-0		AWAY		3-3-0		0-0-0		3-1-0	
1-0-0		0-0-0	0-0-0		NEUTRAL		0-0-0		0-0-0		1-0-0	
13-7-0		0-0-0	0-3-0		NON-CONFERENCE		3-3-0		0-0-0		10-1-0	
10-3-0		0-0-0	0-1-0		HOME		2-1-0		0-0-0		8-1-0	
2-4-0		0-0-0	0-0-		AWAY		1-2-0		0-0-0		1-0-0	
1-0-0		0-0-0	0-0-0		NEUTRAL		0-0-0		0-0-0		1-0-0	
10-9-0		0-3-0	3-1-0		CONFERENCE		4-2-0		1-2-0		2-1-0	
6-4-0		0-0-0	3-1-0		HOME		2-1-0		1-2-0		0-0-0	
4-5-0		0-3-0	0-0-0		AWAY		2-1-0		0-0-0		2-1-0	
0-0-0		0-0-0	0-0-0		NEUTRAL		0-0-0		0-0-0		0-0-0	
RPI S	Opponent	Score	RPI S	Opponent	Score	RPI S	Opponent	Score	RPI S	Opponent	Score	
4 A	Louisville	4 5	26 H	NC State	7 3	65 A	Liberty	3 9	119 H	Notre Dame	4 7	
4 A	Louisville	7 10	30 H	Illinois	2 5	65 H	Liberty	6 2	119 H	Notre Dame	7 8	
4 A	Louisville	1 6	35 H	Virginia Tech	9 10	68 H	Boston College	22 9	119 H	Notre Dame	7 4	
			35 H	Virginia Tech	8 3	68 H	Boston College	13 3	160 H	High Point	14 9	
			35 H	Virginia Tech	8 7	68 H	Boston College	3 5	163 H	Furman	5 1	
			43 A	Coastal Caro.	9 10	69 A	Duke	2 16	163 H	Furman	11 2	
			43 A	Coastal Caro.	8 14	69 A	Duke	9 8	163 N	Furman	13 7	
						69 A	Duke	5 4	166 A	Appalachian St.	10 6	
						95 A	UNC Greensboro	5 9	166 H	Appalachian St.	5 4	
						95 H	UNC Greensboro	2 1	197 H	Charlotte	14 6	
						100 A	Elon	13 7	208 H	Quinnipiac	15 5	
						100 H	Elon	3 6	208 H	Quinnipiac	6 8	
									222 A	Pittsburgh	20 8	
									222 A	Pittsburgh	7 6	
									222 A	Pittsburgh	3 8	
									232 H	Sacred Heart	14 1	
									266 H	Georgetown	5 3	
			LAST 10 GAMES									
			222 A	Pittsburgh	7 6	4 A	Louisville	1 6				
			222 A	Pittsburgh	20 8	119 H	Notre Dame	4 7				
			35 H	Virginia Tech	8 7	26 H	NC State	7 3				
			35 H	Virginia Tech	8 3	65 H	Liberty	6 2				
			4 A	Louisville	7 10	222 A	Pittsburgh	3 8				

Non-Div. I Games:

Wake Forest



Average RPI Win:		125	WON-LOST RECORD		WINNING PCT. RANK		LAST 10 GAMES		STRENGTH OF SCHEDULE		OPP. STRENGTH OF SCHEDULE		TEAM RPI	ADJ RPI		CONF. RPI	ADJ CONF. RPI	
DIV. I ONLY			18-19-0		.48649 159		5-5-0		50		46		77	.53817 77		8	8	
DIV. I NON-CONF.			13-15-0		.46429 166		1-3-0		79		46		105	.52098 105		7	7	
TOTALS		RPI 1-25		RPI 26-50		W-L RECORDS		RPI 51-100		RPI 101-150		RPI 150+						
18-19-0		1-9-0		2-2-0		OVERALL		7-3-0		1-3-0		7-2-0						
6-10-0		1-9-0		0-0-0		HOME		1-0-0		0-1-0		4-0-0						
11-8-0		0-0-0		2-2-0		AWAY		5-2-0		1-2-0		3-2-0						
1-1-0		0-0-0		0-0-0		NEUTRAL		1-1-0		0-0-0		0-0-0						
13-15-0		0-7-0		0-1-0		NON-CONFERENCE		5-2-0		1-3-0		7-2-0						
5-8-0		0-7-0		0-0-0		HOME		1-0-0		0-1-0		4-0-0						
7-6-0		0-0-0		0-0-		AWAY		3-1-0		1-2-0		3-2-0						
1-1-0		0-0-0		0-0-0		NEUTRAL		1-1-0		0-0-0		0-0-0						
5-4-0		1-2-0		2-1-0		CONFERENCE		2-1-0		0-0-0		0-0-0						
1-2-0		1-2-0		0-0-0		HOME		0-0-0		0-0-0		0-0-0						
4-2-0		0-0-0		2-1-0		AWAY		2-1-0		0-0-0		0-0-0						
0-0-0		0-0-0		0-0-0		NEUTRAL		0-0-0		0-0-0		0-0-0						
RPI	S	Opponent		Score		RPI	S	Opponent		Score		RPI	S	Opponent		Score		
9	H	East Carolina		1	2	30	A	Illinois		4	2	61	N	Campbell		6	10	
9	H	East Carolina		0	3	30	A	Illinois		8	4	66	A	VCU		4	3	
9	H	East Carolina		0	9	30	A	Illinois		1	5	66	N	VCU		5	3	
14	H	West Virginia		1	8	43	A	Coastal Caro.		2	7	90	A	William & Mary		1	8	
16	H	Creighton		6	8							90	H	William & Mary		16	10	
16	H	Creighton		2	3							98	A	Northwestern		7	13	
16	H	Creighton		3	5							98	A	Northwestern		12	10	
21	H	Indiana		5	20							98	A	Northwestern		13	8	
21	H	Indiana		4	19							100	A	Elon		11	4	
21	H	Indiana		2	0							100	A	Elon		12	4	
														225 A Stetson		7	12	
														225 A Stetson		7	0	
														225 A Stetson		8	4	
														268 A George Mason		5	9	
				LAST 10 GAMES														
				98	A	Northwestern		12	10	106	A	Louisiana		1	2			
				98	A	Northwestern		7	13	191	H	Maine		5	3			
				30	A	Illinois		8	4	191	H	Maine		4	0			
				30	A	Illinois		1	5	268	A	George Mason		5	9			
				106	A	Louisiana		3	4	144	H	James Madison		1	14			

Non-Div. I Games:

Maryland



T  
u  
l  
a  
n  
e

Tulane					Through Games Of 04/18/19										
Average RPI Win: 168		WON-LOST RECORD	WINNING PCT. RANK		LAST 10 GAMES	STRENGTH OF SCHEDULE		OPP. STRENGTH OF SCHEDULE		TEAM RPI	ADJ RPI		CONF. RPI	ADJ CONF. RPI	
Average RPI Loss: 92															
DIV. I ONLY		25-12-0	.67568	34	6-4-0	142		89		78	.53728	78	5	5	
DIV. I NON-CONF.		18-10-0	.64286	75	1-2-0	140		128		99	.52345	99	5	5	
TOTALS		RPI 1-25	RPI 26-50		W-L RECORDS		RPI 51-100		RPI 101-150		RPI 150+				
25-12-0	0-3-0	1-2-0		OVERALL		3-1-0		7-2-0		14-4-0					
19-7-0	0-3-0	1-2-0		HOME		2-1-0		5-0-0		11-1-0					
4-4-0	0-0-0	0-0-0		AWAY		1-0-0		2-2-0		1-2-0					
2-1-0	0-0-0	0-0-0		NEUTRAL		0-0-0		0-0-0		2-1-0					
18-10-0	0-3-0	1-2-0		NON-CONFERENCE		1-0-0		2-1-0		14-4-0					
14-6-0	0-3-0	1-2-0		HOME		0-0-0		2-0-0		11-1-0					
2-3-0	0-0-0	0-0-		AWAY		1-0-0		0-1-0		1-2-0					
2-1-0	0-0-0	0-0-0		NEUTRAL		0-0-0		0-0-0		2-1-0					
7-2-0	0-0-0	0-0-0		CONFERENCE		2-1-0		5-1-0		0-0-0					
5-1-0	0-0-0	0-0-0		HOME		2-1-0		3-0-0		0-0-0					
2-1-0	0-0-0	0-0-0		AWAY		0-0-0		2-1-0		0-0-0					
0-0-0	0-0-0	0-0-0		NEUTRAL		0-0-0		0-0-0		0-0-0					
RPI	S	Opponent	Score		RPI	S	Opponent	Score		RPI	S	Opponent	Score		
5	H	UC Santa Barbara	4	7	27	H	Ole Miss	4	6	84	H	Wichita St.	11	12	
5	H	UC Santa Barbara	6	16	27	H	Ole Miss	3	6	84	H	Wichita St.	8	4	
5	H	UC Santa Barbara	7	8	27	H	Ole Miss	13	12	84	H	Wichita St.	12	6	
										92	A	Southeastern La.	15	14	
												Louisiana	6	7	
												Louisiana	7	3	
												Cincinnati	8	1	
												Cincinnati	19	4	
												Cincinnati	6	7	
												McNeese	9	3	
												South Fla.	6	4	
												South Fla.	9	2	
												South Fla.	20	11	
												New Orleans	7	8	
												New Orleans	10	15	
												Nicholls St.	7	4	
												UC Riverside	1	10	
												UC Riverside	10	1	
												UC Riverside	10	0	
												Lamar University	9	1	
												Lamar University	22	10	
												Army West Point	6	7	
												Houston Baptist	6	2	
												Houston Baptist	3	2	
												Houston Baptist	3	1	
												Saint Joseph's	12	7	
												Dartmouth	5	1	
												Texas Southern	13	1	
												George Washington	16	6	
												George Washington	7	6	
												George Washington	3	2	
LAST 10 GAMES															
			84	H	Wichita St.	8	4	131	H	South Fla.	6	4	237	N	Dartmouth
			84	H	Wichita St.	12	6	131	H	South Fla.	20	11	244	H	Texas Southern
			113	A	Cincinnati	8	1	131	H	South Fla.	9	2	250	H	George Washington
			113	A	Cincinnati	19	4	92	A	Southeastern La.	15	14	250	H	George Washington
			167	A	New Orleans	10	15	84	H	Wichita St.	11	12	250	H	George Washington

T  
u  
l  
a  
n  
e

Non-Div. I Games:

Tulane



Average RPI Win: 119		WON-LOST RECORD		WINNING PCT. RANK		LAST 10 GAMES		STRENGTH OF SCHEDULE		OPP. STRENGTH OF SCHEDULE		TEAM RPI		ADJ RPI		CONF. RPI		ADJ CONF. RPI	
DIV. I ONLY		18-21-0		.46154 178		6-4-0		22		94		79		.53699 79		2		2	
DIV. I NON-CONF.		14-15-0		.48276 153		3-3-0		41		179		92		.52807 92		3		3	
TOTALS		RPI 1-25		RPI 26-50		W-L RECORDS		RPI 51-100		RPI 101-150		RPI 150+							
18-21-0		2-8-0		3-3-0		OVERALL		3-4-0		5-4-0		5-2-0							
9-7-0		1-2-0		0-1-0		HOME		1-0-0		4-4-0		3-0-0							
6-12-0		1-6-0		3-1-0		AWAY		0-3-0		0-0-0		2-2-0							
3-2-0		0-0-0		0-1-0		NEUTRAL		2-1-0		1-0-0		0-0-0							
14-15-0		1-3-0		1-2-0		NON-CONFERENCE		2-4-0		5-4-0		5-2-0							
7-5-0		0-0-0		0-1-0		HOME		0-0-0		4-4-0		3-0-0							
4-8-0		1-3-0		1-0-		AWAY		0-3-0		0-0-0		2-2-0							
3-2-0		0-0-0		0-1-0		NEUTRAL		2-1-0		1-0-0		0-0-0							
4-6-0		1-5-0		2-1-0		CONFERENCE		1-0-0		0-0-0		0-0-0							
2-2-0		1-2-0		0-0-0		HOME		1-0-0		0-0-0		0-0-0							
2-4-0		0-3-0		2-1-0		AWAY		0-0-0		0-0-0		0-0-0							
0-0-0		0-0-0		0-0-0		NEUTRAL		0-0-0		0-0-0		0-0-0							
RPI S	Opponent	Score		RPI S	Opponent	Score		RPI S	Opponent	Score		RPI S	Opponent	Score					
16 A	Creighton	1	11	33 A	Nebraska	5	0	70 A	San Diego St.	7	10	114 H	UTRGV	5	6				
16 A	Creighton	9	2	33 H	Nebraska	0	7	71 H	TCU	7	4	114 H	UTRGV	7	1				
16 A	Creighton	0	4	36 A	Texas	6	4	84 A	Wichita St.	5	8	114 H	UTRGV	3	1				
17 H	Texas Tech	5	4	36 A	Texas	2	10	96 A	California Baptist	6	7	118 N	Utah	6	4				
17 H	Texas Tech	4	11	36 A	Texas	2	0	99 N	San Francisco	7	0	122 H	Old Dominion	2	8				
17 H	Texas Tech	3	4	48 N	Fresno St.	3	11	99 N	San Francisco	1	3	122 H	Old Dominion	0	5				
24 A	Missouri	2	17					99 N	San Francisco	11	5	122 H	Old Dominion	6	2				
25 A	Oklahoma St.	4	11									141 H	Canisius	6	5				
25 A	Oklahoma St.	4	5									141 H	Canisius	3	15				
25 A	Oklahoma St.	4	8									182 H	Omaha	7	2				
												207 A	CSUN	2	4				
												207 A	CSUN	6	5				
												207 A	CSUN	8	10				
												207 A	CSUN	11	5				
												269 H	Northern Ill.	8	3				
												269 H	Northern Ill.	9	6				
LAST 10 GAMES																			
17 H	Texas Tech	3	4	36 A	Texas	2	10												
17 H	Texas Tech	4	11	36 A	Texas	6	4												
71 H	TCU	7	4	182 H	Omaha	7	2												
33 A	Nebraska	5	0	16 A	Creighton	1	11												
36 A	Texas	2	0	16 A	Creighton	9	2												

Non-Div. I Games:

Kansas St.



Average RPI Win:	126	WON-LOST	WINNING	LAST 10	STRENGTH OF	OPP. STRENGTH	TEAM	ADJ	CONF.	ADJ CONF.					
Average RPI Loss:	73	RECORD	PCT. RANK	GAMES	SCHEDULE	OF SCHEDULE	RPI	RPI	RPI	RPI					
DIV. I ONLY		16-17-0	.48485	163	5-5-0	41	27	80	.53681	80	13	13			
DIV. I NON-CONF.		9-14-0	.3913	197	1-3-0	21	14	119	.51512	119	12	12			
<hr/>															
TOTALS	RPI 1-25	RPI 26-50		W-L RECORDS		RPI 51-100		RPI 101-150		RPI 150+					
16-17-0	2-5-0	1-2-0		OVERALL		3-5-0		5-3-0		5-2-0					
5-10-0	2-4-0	0-1-0		HOME		2-3-0		1-2-0		0-0-0					
7-5-0	0-0-0	0-0-0		AWAY		0-2-0		2-1-0		5-2-0					
4-2-0	0-1-0	1-1-0		NEUTRAL		1-0-0		2-0-0		0-0-0					
<hr/>															
9-14-0	1-3-0	1-2-0		NON-CONFERENCE		3-5-0		3-2-0		1-2-0					
4-8-0	1-2-0	0-1-0		HOME		2-3-0		1-2-0		0-0-0					
1-4-0	0-0-0	0-0-		AWAY		0-2-0		0-0-0		1-2-0					
4-2-0	0-1-0	1-1-0		NEUTRAL		1-0-0		2-0-0		0-0-0					
<hr/>															
7-3-0	1-2-0	0-0-0		CONFERENCE		0-0-0		2-1-0		4-0-0					
1-2-0	1-2-0	0-0-0		HOME		0-0-0		0-0-0		0-0-0					
6-1-0	0-0-0	0-0-0		AWAY		0-0-0		2-1-0		4-0-0					
0-0-0	0-0-0	0-0-0		NEUTRAL		0-0-0		0-0-0		0-0-0					
<hr/>															
RPI S	Opponent	Score		RPI S	Opponent	Score		RPI S	Opponent	Score					
2 N	Vanderbilt	9	14	34 H	Arizona St.	4	6	55 H	Pepperdine	4	11	111 N	Virginia	6	5
5 H	UC Santa Barbara	9	7	40 N	Oklahoma	8	6	60 A	San Diego	2	6	115 N	Missouri St.	7	0
5 H	UC Santa Barbara	6	7	48 N	Fresno St.	2	5	70 H	San Diego St.	7	2	136 A	Cal Poly	16	6
5 H	UC Santa Barbara	7	8					70 H	San Diego St.	1	6	136 A	Cal Poly	3	5
10 H	Stanford	3	4					70 H	San Diego St.	7	13	136 A	Cal Poly	16	2
10 H	Stanford	1	8					71 N	TCU	2	0	144 H	James Madison	12	3
10 H	Stanford	6	5					81 A	Southern California	5	6	144 H	James Madison	0	1
								81 H	Southern California	10	4	144 H	James Madison	0	2
												185 A	New Mexico	13	7
												185 A	New Mexico	11	18
												185 A	New Mexico	4	6
												219 A	Long Beach St.	5	1
												219 A	Long Beach St.	8	3
												219 A	Long Beach St.	4	3
												247 A	Hawaii	5	2
<hr/>															
LAST 10 GAMES															
247 A Hawaii				5	2	136 A Cal Poly				16	6				
70 H San Diego St.				7	2	136 A Cal Poly				3	5				
70 H San Diego St.				7	13	136 A Cal Poly				16	2				
70 H San Diego St.				1	6	5 H UC Santa Barbara				7	8				
81 A Southern California				5	6	5 H UC Santa Barbara				9	7				

**Non-Div. I Games:**

Cal St. Fullerton



Average RPI Win:		104	WON-LOST RECORD		WINNING PCT. RANK		LAST 10 GAMES		STRENGTH OF SCHEDULE		OPP. STRENGTH OF SCHEDULE		TEAM RPI		ADJ RPI		CONF. RPI		ADJ CONF. RPI				
DIV. I ONLY			16-20-0		.44444 185		6-4-0		8		25		81		.5367 81		3		3				
DIV. I NON-CONF.			9-10-0		.47368 161		2-1-0		13		53		101		.52298 101		2		2				
TOTALS		RPI 1-25		RPI 26-50		W-L RECORDS		RPI 51-100		RPI 101-150		RPI 150+											
16-20-0		2-8-0		2-2-0		OVERALL		5-5-0		2-4-0		5-1-0											
12-11-0		2-6-0		2-2-0		HOME		3-0-0		1-2-0		4-1-0											
4-8-0		0-1-0		0-0-0		AWAY		2-5-0		1-2-0		1-0-0											
0-1-0		0-1-0		0-0-0		NEUTRAL		0-0-0		0-0-0		0-0-0											
9-10-0		1-5-0		0-1-0		NON-CONFERENCE		3-1-0		1-2-0		4-1-0											
8-8-0		1-4-0		0-1-0		HOME		3-0-0		1-2-0		3-1-0											
1-2-0		0-1-0		0-0-		AWAY		0-1-0		0-0-0		1-0-0											
0-0-0		0-0-0		0-0-0		NEUTRAL		0-0-0		0-0-0		0-0-0											
7-10-0		1-3-0		2-1-0		CONFERENCE		2-4-0		1-2-0		1-0-0											
4-3-0		1-2-0		2-1-0		HOME		0-0-0		0-0-0		1-0-0											
3-6-0		0-0-0		0-0-0		AWAY		2-4-0		1-2-0		0-0-0											
0-1-0		0-1-0		0-0-0		NEUTRAL		0-0-0		0-0-0		0-0-0											
RPI	S	Opponent		Score		RPI	S	Opponent		Score		RPI	S	Opponent		Score		RPI	S	Opponent		Score	
1	H	UCLA		1	7	34	H	Arizona St.		10	6	53	A	Washington		1	7	118	A	Utah		4	5
1	H	UCLA		7	2	34	H	Arizona St.		8	11	53	A	Washington		2	3	118	A	Utah		4	5
1	H	UCLA		2	9	34	H	Arizona St.		7	3	53	A	Washington		3	4	118	A	Utah		6	0
1	N	UCLA		5	7	47	H	Loyola Marymount		5	14	55	H	Pepperdine		5	2	132	H	Grand Canyon		3	7
5	A	UC Santa Barbara		4	10							64	A	California		1	0	132	H	Grand Canyon		2	4
5	H	UC Santa Barbara		1	2							64	A	California		9	4	132	H	Grand Canyon		7	1
7	H	Arkansas		6	4							64	A	California		8	9	182	H	Omaha		9	12
7	H	Arkansas		6	8							67	H	Michigan		4	1	182	H	Omaha		11	0
7	H	Arkansas		3	6							80	A	Cal St. Fullerton		4	10	182	H	Omaha		6	5
25	H	Oklahoma St.		6	11							80	H	Cal St. Fullerton		6	5	204	H	Washington St.		4	0
																		219	A	Long Beach St.		8	5
																		219	H	Long Beach St.		5	2



I  
n  
c  
a  
r  
n  
a  
t  
e  
W  
o  
r  
d

Incarnate Word



Average RPI Win: 164		WON-LOST	WINNING	LAST 10	STRENGTH OF		OPP. STRENGTH	TEAM	ADJ		CONF.	ADJ CONF.
Average RPI Loss: 84		RECORD	PCT. RANK	GAMES	SCHEDULE		OF SCHEDULE	RPI	RPI		RPI	RPI
DIV. I ONLY		24-13-0	.64865	53	7-3-0		131	100	84		.5333	83
DIV. I NON-CONF.		17-11-0	.60714	100	2-3-0		117	82	93		.52696	93
TOTALS		RPI 1-25	RPI 26-50		W-L RECORDS		RPI 51-100		RPI 101-150		RPI 150+	
24-13-0		0-2-0	5-3-0		OVERALL		2-6-0		3-0-0		14-2-0	
19-7-0		0-0-0	4-3-0		HOME		1-3-0		0-0-0		14-1-0	
5-5-0		0-1-0	1-0-0		AWAY		1-3-0		3-0-0		0-1-0	
0-1-0		0-1-0	0-0-0		NEUTRAL		0-0-0		0-0-0		0-0-0	
17-11-0		0-2-0	5-3-0		NON-CONFERENCE		1-4-0		0-0-0		11-2-0	
15-5-0		0-0-0	4-3-0		HOME		0-1-0		0-0-0		11-1-0	
2-5-0		0-1-0	1-0-		AWAY		1-3-0		0-0-0		0-1-0	
0-1-0		0-1-0	0-0-0		NEUTRAL		0-0-0		0-0-0		0-0-0	
7-2-0		0-0-0	0-0-0		CONFERENCE		1-2-0		3-0-0		3-0-0	
4-2-0		0-0-0	0-0-0		HOME		1-2-0		0-0-0		3-0-0	
3-0-0		0-0-0	0-0-0		AWAY		0-0-0		3-0-0		0-0-0	
0-0-0		0-0-0	0-0-0		NEUTRAL		0-0-0		0-0-0		0-0-0	
RPI S	Opponent	Score	RPI S	Opponent	Score	RPI S	Opponent	Score	RPI S	Opponent	Score	
23 A	Clemson	1 13	28 H	UConn	4 7	62 A	Ga. Southern	1 3	144 A	James Madison	5 1	
23 N	Clemson	1 4	28 H	UConn	7 2	62 H	Ga. Southern	0 8	144 A	James Madison	10 8	
			28 H	UConn	7 6	89 A	Arizona	5 7	144 A	James Madison	6 5	
			30 H	DBU	4 3	89 A	Arizona	5 7	163 H	Furman	2 1	
			30 H	DBU	2 6	89 A	Arizona	10 6	163 H	Furman	13 3	
			30 H	DBU	4 14	100 H	Elon	2 7	163 H	Furman	3 1	
			43 A	Coastal Caro.	13 6	100 H	Elon	6 8	200 H	N.C. A&T	0 2	
			43 H	Coastal Caro.	8 5	100 H	Elon	3 1	200 H	N.C. A&T	5 4	
									200 H	N.C. A&T	8 1	
									235 H	UNC Asheville	12 3	
									235 H	UNC Asheville	9 0	
									235 H	UNC Asheville	6 5	
									251 H	Hofstra	9 0	
									251 H	Hofstra	16 0	
									251 H	Hofstra	7 4	
									259 A	Charleston So.	1 9	
									259 H	Charleston So.	9 7	
									259 H	Charleston So.	7 5	
									278 H	The Citadel	11 1	
			LAST 10 GAMES									
			251 H	Hofstra	16 0	30 H	DBU	4 3				
			251 H	Hofstra	7 4	144 A	James Madison	10 8				
			43 A	Coastal Caro.	13 6	144 A	James Madison	6 5				
			30 H	DBU	4 14	144 A	James Madison	5 1				
			30 H	DBU	2 6	62 A	Ga. Southern	1 3				

Non-Div. I Games:

Col. of Charleston



Average RPI Win:		128	WON-LOST RECORD		WINNING PCT. RANK		LAST 10 GAMES		STRENGTH OF SCHEDULE		OPP. STRENGTH OF SCHEDULE		TEAM RPI		ADJ RPI		CONF. RPI		ADJ CONF. RPI	
DIV. I ONLY			19-18-0		.51351 142		4-6-0		44		49		85		.53268 84		5		5	
DIV. I NON-CONF.			15-12-0		.55556 124		2-1-0		61		49		73		.54188 73		5		5	
TOTALS		RPI 1-25		RPI 26-50		W-L RECORDS		RPI 51-100		RPI 101-150		RPI 150+								
19-18-0		2-6-0		0-3-0		OVERALL		4-4-0		7-4-0		6-1-0								
14-7-0		2-1-0		0-3-0		HOME		2-0-0		5-3-0		5-0-0								
3-8-0		0-4-0		0-0-0		AWAY		2-3-0		1-1-0		0-0-0								
2-3-0		0-1-0		0-0-0		NEUTRAL		0-1-0		1-0-0		1-1-0								
15-12-0		2-6-0		0-0-0		NON-CONFERENCE		2-2-0		5-3-0		6-1-0								
11-3-0		2-1-0		0-0-0		HOME		1-0-0		3-2-0		5-0-0								
2-6-0		0-4-0		0-0-		AWAY		1-1-0		1-1-0		0-0-0								
2-3-0		0-1-0		0-0-0		NEUTRAL		0-1-0		1-0-0		1-1-0								
4-6-0		0-0-0		0-3-0		CONFERENCE		2-2-0		2-1-0		0-0-0								
3-4-0		0-0-0		0-3-0		HOME		1-0-0		2-1-0		0-0-0								
1-2-0		0-0-0		0-0-0		AWAY		1-2-0		0-0-0		0-0-0								
0-0-0		0-0-0		0-0-0		NEUTRAL		0-0-0		0-0-0		0-0-0								
RPI	S	Opponent		Score		RPI	S	Opponent		Score		RPI	S	Opponent		Score				
10	N	Stanford		4	5	42	H	Houston		5	13	54	A	UT Arlington		2	5			
16	H	Creighton		7	5	42	H	Houston		4	7	54	A	UT Arlington		8	6			
16	H	Creighton		4	3	42	H	Houston		3	7	55	N	Pepperdine		8	13			
17	A	Texas Tech		4	15							72	H	UCF		8	6			
17	A	Texas Tech		2	12							78	A	Tulane		4	8			
17	A	Texas Tech		10	15							78	A	Tulane		12	11			
25	A	Oklahoma St.		7	10							78	A	Tulane		6	12			
25	H	Oklahoma St.		0	1							79	H	Kansas St.		8	5			
														101	H	Rhode Island		1	6	
														101	H	Rhode Island		8	7	
														101	H	Rhode Island		8	13	
														101	H	Rhode Island		5	1	
														107	H	Memphis		3	6	
														107	H	Memphis		8	4	
														107	H	Memphis		7	3	
														112	A	Kansas		9	1	
														112	H	Kansas		3	2	
														132	A	Grand Canyon		1	9	
														132	N	Grand Canyon		8	7	
														151	N	SFA		2	3	
														151	N	SFA		18	2	
														182	H	Omaha		12	2	
														214	H	Oral Roberts		8	2	
														264	H	Bethune-Cookman		7	0	
														264	H	Bethune-Cookman		11	4	
														264	H	Bethune-Cookman		2	0	
LAST 10 GAMES																				
						78	A	Tulane		4	8	42	H	Houston		3	7			
						78	A	Tulane		6	12	42	H	Houston		5	13			
						101	H	Rhode Island		1	6	25	H	Oklahoma St.		0	1			
						72	H	UCF		8	6	78	A	Tulane		12	11			
						42	H	Houston		4	7	112	A	Kansas		9	1			

Non-Div. I Games:

Wichita St.



[illegible]

<b>Non-Div. I Games:</b>	<b>Northwestern Ohio</b>	<b>8</b>	<b>1</b>	<b>Cedarville</b>	<b>11</b>	<b>0</b>
--------------------------	--------------------------	----------	----------	-------------------	-----------	----------

Wright St.



Average RPI Win: 146		WON-LOST RECORD	WINNING PCT. RANK	LAST 10 GAMES	STRENGTH OF SCHEDULE	OPP. STRENGTH OF SCHEDULE	TEAM RPI	ADJ RPI		CONF. RPI	ADJ CONF. RPI							
Average RPI Loss: 114																		
DIV. I ONLY		19-14-0	.57576 100	6-4-0	147	92	87	.532	86	8	8							
DIV. I NON-CONF.		12-9-0	.57143 115	1-2-0	169	150	98	.52356	98	7	7							
<hr/>																		
TOTALS		RPI 1-25		RPI 26-50		W-L RECORDS		RPI 51-100		RPI 101-150		RPI 150+						
19-14-0		2-4-0		4-3-0		OVERALL		1-1-0		0-0-0		12-6-0						
10-3-0		0-0-0		3-1-0		HOME		1-0-0		0-0-0		6-2-0						
7-10-0		2-4-0		1-2-0		AWAY		0-1-0		0-0-0		4-3-0						
2-1-0		0-0-0		0-0-0		NEUTRAL		0-0-0		0-0-0		2-1-0						
12-9-0		2-1-0		1-3-0		NON-CONFERENCE		1-1-0		0-0-0		8-4-0						
5-2-0		0-0-0		0-1-0		HOME		1-0-0		0-0-0		4-1-0						
5-6-0		2-1-0		1-0-		AWAY		0-1-0		0-0-0		2-2-0						
2-1-0		0-0-0		0-0-0		NEUTRAL		0-0-0		0-0-0		2-1-0						
7-5-0		0-3-0		3-0-0		CONFERENCE		0-0-0		0-0-0		4-2-0						
5-1-0		0-0-0		3-0-0		HOME		0-0-0		0-0-0		2-1-0						
2-4-0		0-3-0		0-0-0		AWAY		0-0-0		0-0-0		2-1-0						
0-0-0		0-0-0		0-0-0		NEUTRAL		0-0-0		0-0-0		0-0-0						
RPI	S	Opponent		Score		RPI	S	Opponent		Score		RPI	S	Opponent		Score		
21	A	Indiana		1	13	30	H	Illinois		8	4	87	A	Bradley		1	3	
21	A	Indiana		2	3	30	H	Illinois		3	1	87	H	Bradley		4	2	
21	A	Indiana		1	7	30	H	Illinois		2	1			165 N Marshall		10	0	
25	A	Oklahoma St.		3	2	37	A	Evansville		1	3			169 A Purdue		10	4	
25	A	Oklahoma St.		4	5	37	A	Evansville		0	6			169 A Purdue		5	9	
25	A	Oklahoma St.		5	4	37	A	Evansville		18	7			169 A Purdue		6	3	
						44	H	Illinois St.		6	11			171 H Rutgers		6	1	
														171 H Rutgers		3	15	
														171 H Rutgers		9	5	
														207 H CSUN		5	4	
														207 H CSUN		3	1	
														207 H CSUN		5	8	
														222 N Pittsburgh		10	1	
														247 A Hawaii		7	8	
														247 A Hawaii		6	4	
														247 A Hawaii		10	8	
														247 A Hawaii		1	7	
														262 H Chicago St.		5	4	
														268 N George Mason		2	7	
														269 H Northern Ill.		8	6	
<hr/>																		
LAST 10 GAMES																		
169 A Purdue						5	9	207 H CSUN						3	1			
169 A Purdue						6	3	269 H Northern Ill.						8	6			
171 H Rutgers						3	15	169 A Purdue						10	4			
171 H Rutgers						9	5	87 A Bradley						1	3			
247 A Hawaii						6	4	171 H Rutgers						6	1			

Non-Div. I Games: Simpson 7 2 Clarke 3 2

Iowa



Bradley



Average RPI Win:	182	WON-LOST RECORD	WINNING PCT. RANK	LAST 10 GAMES	STRENGTH OF SCHEDULE	OPP. STRENGTH OF SCHEDULE	TEAM RPI	ADJ RPI	CONF. RPI	ADJ CONF. RPI		
DIV. I ONLY		20-14-0	.58824	92	6-4-0	149	149	88	.5307	88	17	17
DIV. I NON-CONF.		17-10-0	.62963	87	3-0-0	113	145	53	.55986	53	15	15
<hr/>												
TOTALS	RPI 1-25	RPI 26-50		W-L RECORDS		RPI 51-100		RPI 101-150		RPI 150+		
20-14-0	0-3-0	0-0-0		OVERALL		3-6-0		5-1-0		12-4-0		
12-3-0	0-0-0	0-0-0		HOME		1-2-0		4-0-0		7-1-0		
8-11-0	0-3-0	0-0-0		AWAY		2-4-0		1-1-0		5-3-0		
0-0-0	0-0-0	0-0-0		NEUTRAL		0-0-0		0-0-0		0-0-0		
17-10-0	0-3-0	0-0-0		NON-CONFERENCE		2-4-0		5-1-0		10-2-0		
11-0-0	0-0-0	0-0-0		HOME		0-0-0		4-0-0		7-0-0		
6-10-0	0-3-0	0-0-		AWAY		2-4-0		1-1-0		3-2-0		
0-0-0	0-0-0	0-0-0		NEUTRAL		0-0-0		0-0-0		0-0-0		
3-4-0	0-0-0	0-0-0		CONFERENCE		1-2-0		0-0-0		2-2-0		
1-3-0	0-0-0	0-0-0		HOME		1-2-0		0-0-0		0-1-0		
2-1-0	0-0-0	0-0-0		AWAY		0-0-0		0-0-0		2-1-0		
0-0-0	0-0-0	0-0-0		NEUTRAL		0-0-0		0-0-0		0-0-0		
RPI	S	Opponent	Score	RPI	S	Opponent	Score	RPI	S	Opponent	Score	
1	A	UCLA	2 3					52	A	UC Irvine	4 3	
1	A	UCLA	1 11					52	A	UC Irvine	0 3	
1	A	UCLA	0 9					52	A	UC Irvine	0 3	
								60	A	San Diego	1 2	
								60	A	San Diego	7 5	
								60	A	San Diego	3 9	
								75	H	Xavier	8 11	
								75	H	Xavier	1 8	
								75	H	Xavier	9 8	

Non-Div. I Games:

St. John's (NY)



Average RPI Win: 133		WON-LOST	WINNING	LAST 10	STRENGTH OF	OPP. STRENGTH	TEAM	ADJ	CONF.	ADJ CONF.				
Average RPI Loss: 65		RECORD	PCT. RANK	GAMES	SCHEDULE	OF SCHEDULE	RPI	RPI	RPI	RPI				
DIV. I ONLY		18-17-0	.51429	141	5-5-0	53	52	89	.53041	89	3	3		
DIV. I NON-CONF.		12-7-0	.63158	84	1-0-0	164	120	106	.5208	106	2	2		
<hr/>														
TOTALS		RPI 1-25		RPI 26-50		W-L RECORDS		RPI 51-100		RPI 101-150		RPI 150+		
18-17-0		0-4-0		1-5-0		OVERALL		6-4-0		7-2-0		4-2-0		
15-7-0		0-0-0		0-0-0		HOME		6-3-0		5-2-0		4-2-0		
3-10-0		0-4-0		1-5-0		AWAY		0-1-0		2-0-0		0-0-0		
0-0-0		0-0-0		0-0-0		NEUTRAL		0-0-0		0-0-0		0-0-0		
<hr/>														
12-7-0		0-0-0		1-2-0		NON-CONFERENCE		2-2-0		5-1-0		4-2-0		
9-4-0		0-0-0		0-0-0		HOME		2-1-0		3-1-0		4-2-0		
3-3-0		0-0-0		1-0-		AWAY		0-1-0		2-0-0		0-0-0		
0-0-0		0-0-0		0-0-0		NEUTRAL		0-0-0		0-0-0		0-0-0		
<hr/>														
6-10-0		0-4-0		0-3-0		CONFERENCE		4-2-0		2-1-0		0-0-0		
6-3-0		0-0-0		0-0-0		HOME		4-2-0		2-1-0		0-0-0		
0-7-0		0-4-0		0-3-0		AWAY		0-0-0		0-0-0		0-0-0		
0-0-0		0-0-0		0-0-0		NEUTRAL		0-0-0		0-0-0		0-0-0		
<hr/>														
RPI	S	Opponent	Score		RPI	S	Opponent	Score		RPI	S	Opponent	Score	
1	A	UCLA	5	10	34	A	Arizona St.	3	8	53	H	Washington	9	3
1	A	UCLA	10	12	34	A	Arizona St.	2	8	53	H	Washington	7	4
1	A	UCLA	1	3	34	A	Arizona St.	16	17	53	H	Washington	14	2
3	A	Oregon St.	4	8	42	A	Houston	7	9	64	H	California	4	2
					42	A	Houston	1	2	64	H	California	7	10
					42	A	Houston	9	4	64	H	California	3	7
										70	A	San Diego St.	4	6
										83	H	Col. of Charleston	6	10
										83	H	Col. of Charleston	7	5
										83	H	Col. of Charleston	7	5
												</		

Non-Div. I Games:

Arizona



W  
i  
l  
l  
i  
a  
m  
&  
M  
a  
r  
y

William & Mary



Average RPI Win:	146	WON-LOST RECORD	WINNING PCT. RANK	LAST 10 GAMES		STRENGTH OF SCHEDULE	OPP. STRENGTH OF SCHEDULE	TEAM RPI	ADJ RPI	CONF. RPI	ADJ CONF. RPI				
DIV. I ONLY		23-16-0	.58974	90	7-3-0	66	177	91	.52848	91	14	14			
DIV. I NON-CONF.		15-11-0	.57692	113	1-1-0	97	174	113	.51718	113	17	17			
<hr/>															
TOTALS	RPI 1-25		RPI 26-50		W-L RECORDS		RPI 51-100		RPI 101-150		RPI 150+				
23-16-0	3-2-0		0-0-0		OVERALL		4-6-0		4-2-0		12-6-0				
18-9-0	2-1-0		0-0-0		HOME		4-1-0		3-1-0		9-6-0				
4-5-0	1-0-0		0-0-0		AWAY		0-5-0		1-0-0		2-0-0				
1-2-0	0-1-0		0-0-0		NEUTRAL		0-0-0		0-1-0		1-0-0				
15-11-0	3-2-0		0-0-0		NON-CONFERENCE		2-2-0		2-1-0		8-6-0				
11-7-0	2-1-0		0-0-0		HOME		2-0-0		1-0-0		6-6-0				
3-2-0	1-0-0		0-0-		AWAY		0-2-0		1-0-0		1-0-0				
1-2-0	0-1-0		0-0-0		NEUTRAL		0-0-0		0-1-0		1-0-0				
8-5-0	0-0-0		0-0-0		CONFERENCE		2-4-0		2-1-0		4-0-0				
7-2-0	0-0-0		0-0-0		HOME		2-1-0		2-1-0		3-0-0				
1-3-0	0-0-0		0-0-0		AWAY		0-3-0		0-0-0		1-0-0				
0-0-0	0-0-0		0-0-0		NEUTRAL		0-0-0		0-0-0		0-0-0				
RPI	S	Opponent	Score	RPI	S	Opponent	Score	RPI	S	Opponent	Score	RPI	S	Opponent	Score
8	N	Tennessee	2 10					56	H	Fla. Atlantic	7 5	130	H	FGCU	7 4
22	A	Florida	7 1					56	H	Fla. Atlantic	9 8	130	H	FGCU	14 8
24	H	Missouri	4 5					59	A	Florida St.	3 4	130	H	FGCU	2 5
24	H	Missouri	5 4					65	A	Liberty	3 4	131	A	South Fla.	5 3
24	H	Missouri	4 2					65	A	Liberty	2 6	131	H	South Fla.	7 2
								65	A	Liberty	2 8	146	N	La.-Monroe	4 7
								72	A	UCF	0 5	159	H	Columbia	11 4
								97	H	Jacksonville	8 10	159	H	Columbia	6 4
								97	H	Jacksonville	3 2	159	H	Columbia	1 2
								97	H	Jacksonville	11 3	159	H	Columbia	7 11
												178	N	Western Ky.	9 2
												179	H	Fordham	6 8
												179	H	Fordham	7 4
												179	H	Fordham	4 3
												179	H	Fordham	5 8
												206	H	NJIT	4 0
												206	H	NJIT	5 2
												206	H	NJIT	8 3
												238	A	North Ala.	10 4
												246	H	Western Mich.	11 2
												246	H	Western Mich.	10 4
												246	H	Western Mich.	1 10
												264	A	Bethune-Cookman	3 1
												264	H	Bethune-Cookman	2 6
<hr/>															
				LAST 10 GAMES											
				179	H	Fordham	7 4	206	H	NJIT	8 3	264	H	Bethune-Cookman	3 1
				246	H	Western Mich.	10 4	206	H	NJIT	5 2	264	H	Bethune-Cookman	2 6
				159	H	Columbia	6 4	206	H	NJIT	4 0				
				238	A	North Ala.	10 4	97	H	Jacksonville	11 3				
				131	A	South Fla.	5 3	97	H	Jacksonville	8 10				

**Non-Div. I Games:**

North Florida



Average RPI Win: 142		WON-LOST RECORD		WINNING PCT. RANK		LAST 10 GAMES		STRENGTH OF SCHEDULE		OPP. STRENGTH OF SCHEDULE		TEAM RPI		ADJ RPI		CONF. RPI		ADJ CONF. RPI				
DIV. I ONLY		19-18-0		.51351 142		5-5-0		71		90		92		.52842 92		12		12				
DIV. I NON-CONF.		8-13-0		.38095 204		0-3-0		31		40		125		.51214 125		13		13				
TOTALS		RPI 1-25		RPI 26-50		W-L RECORDS		RPI 51-100		RPI 101-150		RPI 150+										
19-18-0		1-4-0		0-3-0		OVERALL		2-2-0		7-5-0		9-4-0										
11-9-0		0-0-0		0-3-0		HOME		2-2-0		4-2-0		5-2-0										
8-9-0		1-4-0		0-0-0		AWAY		0-0-0		3-3-0		4-2-0										
0-0-0		0-0-0		0-0-0		NEUTRAL		0-0-0		0-0-0		0-0-0										
8-13-0		1-4-0		0-3-0		NON-CONFERENCE		2-2-0		4-4-0		1-0-0										
5-6-0		0-0-0		0-3-0		HOME		2-2-0		2-1-0		1-0-0										
3-7-0		1-4-0		0-0-0		AWAY		0-0-0		2-3-0		0-0-0										
0-0-0		0-0-0		0-0-0		NEUTRAL		0-0-0		0-0-0		0-0-0										
11-5-0		0-0-0		0-0-0		CONFERENCE		0-0-0		3-1-0		8-4-0										
6-3-0		0-0-0		0-0-0		HOME		0-0-0		2-1-0		4-2-0										
5-2-0		0-0-0		0-0-0		AWAY		0-0-0		1-0-0		4-2-0										
0-0-0		0-0-0		0-0-0		NEUTRAL		0-0-0		0-0-0		0-0-0										
RPI	S	Opponent		Score		RPI	S	Opponent		Score		RPI	S	Opponent		Score						
12	A	Mississippi St.		0	12	38	H	Louisiana Tech		8	13	78	H	Tulane		14	15	102	A	Troy	2	5
19	A	LSU		5	6	38	H	Louisiana Tech		8	12	94	H	Stony Brook		8	0	102	A	Troy	3	8
25	A	Oklahoma St.		1	5	38	H	Louisiana Tech		11	15	94	H	Stony Brook		7	2	102	A	Troy	19	4
25	A	Oklahoma St.		5	3							94	H	Stony Brook		4	7	106	A	Louisiana	2	8
25	A	Oklahoma St.		0	9													106	H	Louisiana	8	9
																		108	A	South Alabama	1	0
																		121	H	Northwestern St.	1	3
																		121	H	Northwestern St.	5	3
																		121	H	Northwestern St.	8	1
																		126	A	McNeese	12	3
																		146	H	La.-Monroe	10	3
																		146	H	La.-Monroe	7	1
																		151	A	SFA	2	4
																		151	A	SFA	5	1
																		151	A	SFA	11	3
																		167	A	New Orleans	7	1
																		167	A	New Orleans	4	7
																		167	A	New Orleans	7	6
																		170	H	Abilene Christian	14	1
																		170	H	Abilene Christian	12	9
																		170	H	Abilene Christian	8	3
																		173	H	Central Ark.	3	2
																		173	H	Central Ark.	2	3
																		173	H	Central Ark.	1	3
																		294	H	Alcorn	13	3
				LAST 10 GAMES																		
				167	A	New Orleans	4	7	126	A	McNeese	12	3	173	H	Central Ark.	2	3				
				167	A	New Orleans	7	6	121	H	Northwestern St.	1	3	173	H	Central Ark.	1	3				
				173	H	Central Ark.	3	2	121	H	Northwestern St.	8	1	294	H	Alcorn	13	3				
				102	A	Troy	19	4	121	H	Northwestern St.	5	3									
				102	A	Troy	3	8	78	H	Tulane	14	15									

Non-Div. I Games:

Southeastern La.



Average RPI Win:		160	WON-LOST RECORD		WINNING PCT. RANK		LAST 10 GAMES		STRENGTH OF SCHEDULE		OPP. STRENGTH OF SCHEDULE		TEAM RPI		ADJ RPI		CONF. RPI		ADJ CONF. RPI	
DIV. I ONLY			22-17-0		.5641 113		3-7-0		154		42		93		.52678 93		9		9	
DIV. I NON-CONF.			14-9-0		.6087 97		2-1-0		237		54		123		.51282 123		8		8	
TOTALS		RPI 1-25		RPI 26-50		W-L RECORDS		RPI 51-100		RPI 101-150		RPI 150+								
22-17-0		0-2-0		2-6-0		OVERALL		0-3-0		9-4-0		11-2-0								
12-6-0		0-0-0		0-0-0		HOME		0-3-0		5-2-0		7-1-0								
10-11-0		0-2-0		2-6-0		AWAY		0-0-0		4-2-0		4-1-0								
0-0-0		0-0-0		0-0-0		NEUTRAL		0-0-0		0-0-0		0-0-0								
14-9-0		0-2-0		0-4-0		NON-CONFERENCE		0-0-0		3-1-0		11-2-0								
10-2-0		0-0-0		0-0-0		HOME		0-0-0		3-1-0		7-1-0								
4-7-0		0-2-0		0-0-		AWAY		0-0-0		0-0-0		4-1-0								
0-0-0		0-0-0		0-0-0		NEUTRAL		0-0-0		0-0-0		0-0-0								
8-8-0		0-0-0		2-2-0		CONFERENCE		0-3-0		6-3-0		0-0-0								
2-4-0		0-0-0		0-0-0		HOME		0-3-0		2-1-0		0-0-0								
6-4-0		0-0-0		2-2-0		AWAY		0-0-0		4-2-0		0-0-0								
0-0-0		0-0-0		0-0-0		NEUTRAL		0-0-0		0-0-0		0-0-0								
RPI	S	Opponent		Score		RPI	S	Opponent		Score		RPI	S	Opponent		Score				
24	A	Missouri		4	14	27	A	Ole Miss		3	15	54	H	UT Arlington		3	4			
24	A	Missouri		1	16	38	A	Louisiana Tech		4	5	54	H	UT Arlington		3	9			
						38	A	Louisiana Tech		4	9	54	H	UT Arlington		3	5			
						38	A	Louisiana Tech		6	8			106 A Louisiana		1	6			
						43	A	Coastal Caro.		4	2			106 A Louisiana		5	14			
						43	A	Coastal Caro.		0	6			106 A Louisiana		12	6			
						43	A	Coastal Caro.		7	3			107 H Memphis		4	7			
						45	A	Texas St.		14	16			108 H South Alabama		6	0			
														108 H South Alabama		6	11			
														108 H South Alabama		8	1			
														115 H Missouri St.		16	4			
														115 H Missouri St.		6	4			
														115 H Missouri St.		14	2			
														151 A SFA		7	6			
														151 A SFA		2	4			
														151 A SFA		11	2			
														157 H Southern Ill.		3	4			
														173 A Central Ark.		9	6			
														173 H Central Ark.		6	4			
														234 H Valparaiso		7	1			
														234 H Valparaiso		7	6			
														234 H Valparaiso		4	1			
														271 A Southeast Mo. St.		11	2			
														271 H Southeast Mo. St.		8	4			
														281 H Mississippi Val.		10	0			
														281 H Mississippi Val.		4	2			

**Non-Div. I Games:**

Arkansas St.



[illegible]

**Non-Div. I Games:**

Stony Brook



Average RPI Win:		178	WON-LOST RECORD		WINNING PCT. RANK	LAST 10 GAMES	STRENGTH OF SCHEDULE		OPP. STRENGTH OF SCHEDULE	TEAM RPI	ADJ RPI	CONF. RPI	ADJ CONF. RPI
Average RPI Loss:		110											
DIV. I ONLY		22-13-0			.62857 69	5-5-0	136		151	95	.52567 95	16	16
DIV. I NON-CONF.		17-8-0			.68 56	3-2-0	108		182	71	.54571 70	18	18
TOTALS		RPI 1-25	RPI 26-50		W-L RECORDS		RPI 51-100		RPI 101-150		RPI 150+		
22-13-0		0-1-0	0-2-0		OVERALL		4-3-0		4-3-0		14-4-0		
19-5-0		0-0-0	0-0-0		HOME		4-2-0		4-2-0		11-1-0		
3-7-0		0-1-0	0-2-0		AWAY		0-1-0		0-1-0		3-2-0		
0-1-0		0-0-0	0-0-0		NEUTRAL		0-0-0		0-0-0		0-1-0		
17-8-0		0-1-0	0-2-0		NON-CONFERENCE		4-3-0		3-0-0		10-2-0		
16-2-0		0-0-0	0-0-0		HOME		4-2-0		3-0-0		9-0-0		
1-5-0		0-1-0	0-0-		AWAY		0-1-0		0-0-0		1-1-0		
0-1-0		0-0-0	0-0-0		NEUTRAL		0-0-0		0-0-0		0-1-0		
5-5-0		0-0-0	0-0-0		CONFERENCE		0-0-0		1-3-0		4-2-0		
3-3-0		0-0-0	0-0-0		HOME		0-0-0		1-2-0		2-1-0		
2-2-0		0-0-0	0-0-0		AWAY		0-0-0		0-1-0		2-1-0		
0-0-0		0-0-0	0-0-0		NEUTRAL		0-0-0		0-0-0		0-0-0		
RPI S	Opponent	Score	RPI S	Opponent	Score	RPI S	Opponent	Score	RPI S	Opponent	Score		
20 A	North Carolina	4 17	35 A	Virginia Tech	4 12	61 H	Campbell	4 7	127 H	Western Caro.	7 5		
			35 A	Virginia Tech	1 2	76 A	Wake Forest	1 2	127 H	Western Caro.	1 2		
						76 H	Wake Forest	9 5	127 H	Western Caro.	4 24		
						97 H	Jacksonville	4 8	134 A	Samford	3 7		
						97 H	Jacksonville	5 4	148 H	Penn	10 7		
						97 H	Jacksonville	13 3	148 H	Penn	6 5		
						100 H	Elon	4 3	148 H	Penn	5 3		
									158 A	Winthrop	3 6		
									160 A	High Point	6 2		
									160 H	High Point	11 3		
									163 H	Furman	3 10		
									163 H	Furman	2 1		
									163 H	Furman	11 9		
									194 A	Mercer	1 8		
									194 A	Mercer	9 4		
									194 A	Mercer	5 3		
									200 N	N.C. A&T	5 8		
									208 H	Quinnipiac	12 5		
									208 H	Quinnipiac	8 2		
									249 H	Princeton	3 2		
									249 H	Princeton	6 2		
									249 H	Princeton	5 3		
									249 H	Princeton	5 3		
									268 H	George Mason	4 2		
									268 H	George Mason	8 0		
			LAST 10 GAMES			249 H	Princeton	5 3	268 H	George Mason	8 0		
						148 H	Penn	5 3	268 H	George Mason	4 2		
						249 H	Princeton	5 3	20 A	North Carolina	4 17		
						134 A	Samford	3 7	163 H	Furman	2 1		
						61 H	Campbell	4 7	163 H	Furman	11 9		

Non-Div. I Games:

UNC Greensboro



[illegible]

**Non-Div. I Games:**

California Baptist



RPI	S	Opponent	Score	
269	H	Northern Ill.	4	2
293	H	Fairleigh Dickinson	5	1

California Baptist

C  
a  
l  
i  
f  
o  
r  
n  
i  
a  
B  
a  
p  
t  
i  
s  
t

C  
a  
l  
i  
f  
o  
r  
n  
i  
a  
B  
a  
p  
t  
i  
s  
t



**Non-Div. I Games:**

Jacksonville



[illegible]

Non-Div. I Games:	MacMurray	9	0
-------------------	-----------	---	---

Northwestern



Average RPI Win:		166	WON-LOST	WINNING	LAST 10	STRENGTH OF		OPP. STRENGTH	TEAM	ADJ	CONF.	ADJ CONF.
Average RPI Loss:		73	RECORD	PCT. RANK	GAMES	SCHEDULE		OF SCHEDULE	RPI	RPI	RPI	RPI
DIV. I ONLY		21-16-0		.56757	103	5-5-0		120	126	99	.52377	99
DIV. I NON-CONF.		11-10-0		.52381	138	1-2-0		152	124	143	.50265	143
TOTALS		RPI 1-25		RPI 26-50		W-L RECORDS		RPI 51-100		RPI 101-150		RPI 150+
21-16-0	0-2-0			1-3-0		OVERALL		6-7-0		4-4-0		10-0-0
15-5-0	0-1-0			1-2-0		HOME		3-0-0		4-2-0		7-0-0
5-9-0	0-1-0			0-1-0		AWAY		2-5-0		0-2-0		3-0-0
1-2-0	0-0-0			0-0-0		NEUTRAL		1-2-0		0-0-0		0-0-0
11-10-0	0-2-0			0-1-0		NON-CONFERENCE		2-5-0		2-2-0		7-0-0
9-2-0	0-1-0			0-0-0		HOME		0-0-0		2-1-0		7-0-0
1-6-0	0-1-0			0-0-		AWAY		1-3-0		0-1-0		0-0-0
1-2-0	0-0-0			0-0-0		NEUTRAL		1-2-0		0-0-0		0-0-0
10-6-0	0-0-0			1-2-0		CONFERENCE		4-2-0		2-2-0		3-0-0
6-3-0	0-0-0			1-2-0		HOME		3-0-0		2-1-0		0-0-0
4-3-0	0-0-0			0-0-0		AWAY		1-2-0		0-1-0		3-0-0
0-0-0	0-0-0			0-0-0		NEUTRAL		0-0-0		0-0-0		0-0-0
RPI S	Opponent	Score	RPI S	Opponent	Score	RPI S	Opponent	Score	RPI S	Opponent	Score	
10 A	Stanford	3 8	47 H	Loyola Marymount	1 2	60 A	San Diego	4 6	116 A	Pacific	6 13	
10 H	Stanford	1 11	47 H	Loyola Marymount	5 6	60 A	San Diego	10 4	124 H	Portland	5 4	
			47 H	Loyola Marymount	3 2	60 A	San Diego	3 10	124 H	Portland	2 20	
			48 A	Fresno St.	6 8	64 A	California	7 10	124 H	Portland	2 1	
						70 A	San Diego St.	9 8	137 H	San Jose St.	6 3	
						70 A	San Diego St.	4 8	137 H	San Jose St.	12 6	
						70 A	San Diego St.	3 6	140 A	Nevada	3 7	
						73 H	Saint Mary's (CA)	2 0	140 H	Nevada	1 8	
						73 H	Saint Mary's (CA)	4 2	189 H	UC Riverside	8 2	
						73 H	Saint Mary's (CA)	10 9	189 H	UC Riverside	4 3	
						79 N	Kansas St.	3 1	230 H	CSU Bakersfield	2 0	
						79 N	Kansas St.	0 7	230 H	CSU Bakersfield	3 2	
						79 N	Kansas St.	5 11	230 H	CSU Bakersfield	12 1	
									282 A	Santa Clara	4 1	
									282 A	Santa Clara	6 4	
									282 A	Santa Clara	10 0	
									284 H	Rider	5 4	
									284 H	Rider	5 0	
LAST 10 GAMES												
116 A	Pacific	6 13	10 H	Stanford	1 11							
140 H	Nevada	1 8	47 H	Loyola Marymount	5 6							
73 H	Saint Mary's (CA)	10 9	47 H	Loyola Marymount	3 2							
73 H	Saint Mary's (CA)	4 2	47 H	Loyola Marymount	1 2							
73 H	Saint Mary's (CA)	2 0	137 H	San Jose St.	6 3							

Non-Div. I Games:

San Francisco



Average RPI Win: 170		WON-LOST RECORD		WINNING PCT. RANK		LAST 10 GAMES		STRENGTH OF SCHEDULE		OPP. STRENGTH OF SCHEDULE		TEAM RPI		ADJ RPI		CONF. RPI		ADJ CONF. RPI					
DIV. I ONLY		21-16-0		.56757 103		6-4-0		111		107		100		.52373 100		15		15					
DIV. I NON-CONF.		11-14-0		.44 177		0-3-0		66		102		137		.50501 137		16		16					
TOTALS		RPI 1-25		RPI 26-50		W-L RECORDS		RPI 51-100		RPI 101-150		RPI 150+											
21-16-0		0-2-0		0-2-0		OVERALL		4-9-0		5-1-0		12-2-0											
12-10-0		0-1-0		0-1-0		HOME		1-7-0		3-0-0		8-1-0											
8-6-0		0-1-0		0-1-0		AWAY		3-2-0		2-1-0		3-1-0											
1-0-0		0-0-0		0-0-0		NEUTRAL		0-0-0		0-0-0		1-0-0											
11-14-0		0-2-0		0-2-0		NON-CONFERENCE		2-8-0		2-1-0		7-1-0											
6-10-0		0-1-0		0-1-0		HOME		1-7-0		0-0-0		5-1-0											
4-4-0		0-1-0		0-0-		AWAY		1-1-0		2-1-0		1-0-0											
1-0-0		0-0-0		0-0-0		NEUTRAL		0-0-0		0-0-0		1-0-0											
10-2-0		0-0-0		0-0-0		CONFERENCE		2-1-0		3-0-0		5-1-0											
6-0-0		0-0-0		0-0-0		HOME		0-0-0		3-0-0		3-0-0											
4-2-0		0-0-0		0-0-0		AWAY		2-1-0		0-0-0		2-1-0											
0-0-0		0-0-0		0-0-0		NEUTRAL		0-0-0		0-0-0		0-0-0											
RPI	S	Opponent		Score		RPI	S	Opponent		Score		RPI	S	Opponent		Score							
9	A	East Carolina		3	5	26	A	NC State		2	21	61	H	Campbell		7	15	127	A	Western Caro.	6	2	
9	H	East Carolina		4	9	26	H	NC State		0	5	63	H	Bryant		1	0	127	A	Western Caro.	2	5	
												63	H	Bryant		4	6	127	A	Western Caro.	12	11	
												63	H	Bryant		5	6	144	H	James Madison	5	4	
												65	H	Liberty		1	13	144	H	James Madison	8	3	
												76	A	Wake Forest		6	3	144	H	James Madison	3	1	
												76	H	Wake Forest		7	13	160	A	High Point	10	8	
												77	H	Maryland		4	12	196	H	Lafayette	5	1	
												77	H	Maryland		4	11	196	H	Lafayette	9	1	
												83	A	Col. of Charleston		7	2	196	H	Lafayette	8	0	
												83	A	Col. of Charleston		8	6	208	N	Quinnipiac	11	1	
												83	A	Col. of Charleston		1	3	213	H	Delaware	4	1	
												95	A	UNC Greensboro		3	4	213	H	Delaware	12	1	
																		213	H	Delaware	6	0	
																		227	H	Wagner	16	6	
																		227	H	Wagner	6	7	
																		227	H	Wagner	10	6	
																		265	A	Towson	9	1	
																		265	A	Towson	16	8	
																		265	A	Towson	3	7	
						LAST 10 GAMES																	
												213	H	Delaware		4	1	213	H	Delaware		6	0
												227	H	Wagner		6	7	213	H	Delaware		12	1
												227	H	Wagner		10	6	61	H	Campbell		7	15
												208	N	Quinnipiac		11	1	265	A	Towson		16	8
												9	H	East Carolina		4	9	265	A	Towson		3	7

Non-Div. I Games:

Elon



Average RPI Win: 164		WON-LOST	WINNING	LAST 10	STRENGTH OF		OPP. STRENGTH	TEAM	ADJ		CONF.	ADJ CONF.		
Average RPI Loss: 127		RECORD	PCT. RANK	GAMES	SCHEDULE		OF SCHEDULE	RPI	RPI		RPI	RPI		
DIV. I ONLY		17-18-0	.48571	162	6-4-0		96	179	101	.5234	101	18	18	
DIV. I NON-CONF.		9-14-0	.3913	197	2-2-0		146	77	144	.50262	144	23	23	
TOTALS		RPI 1-25	RPI 26-50		W-L RECORDS		RPI 51-100		RPI 101-150		RPI 150+			
17-18-0		1-2-0	0-0-0		OVERALL		3-4-0		1-6-0		12-6-0			
5-4-0		0-0-0	0-0-0		HOME		0-1-0		0-0-0		5-3-0			
10-12-0		0-0-0	0-0-0		AWAY		3-3-0		1-6-0		6-3-0			
2-2-0		1-2-0	0-0-0		NEUTRAL		0-0-0		0-0-0		1-0-0			
9-14-0		1-2-0	0-0-0		NON-CONFERENCE		3-4-0		1-6-0		4-2-0			
0-3-0		0-0-0	0-0-0		HOME		0-1-0		0-0-0		0-2-0			
7-9-0		0-0-0	0-0-		AWAY		3-3-0		1-6-0		3-0-0			
2-2-0		1-2-0	0-0-0		NEUTRAL		0-0-0		0-0-0		1-0-0			
8-4-0		0-0-0	0-0-0		CONFERENCE		0-0-0		0-0-0		8-4-0			
5-1-0		0-0-0	0-0-0		HOME		0-0-0		0-0-0		5-1-0			
3-3-0		0-0-0	0-0-0		AWAY		0-0-0		0-0-0		3-3-0			
0-0-0		0-0-0	0-0-0		NEUTRAL		0-0-0		0-0-0		0-0-0			
RPI	S	Opponent	Score		RPI	S	Opponent	Score		RPI	S	Opponent	Score	
24	N	Missouri	8	6						63	A	Bryant	16	12
24	N	Missouri	0	7						63	H	Bryant	0	2
24	N	Missouri	4	12						68	A	Boston College	0	4
										84	A	Wichita St.	1	5
										84	A	Wichita St.	6	1
										84	A	Wichita St.	7	8
										84	A	Wichita St.	13	8
										114	A	UTRGV		
										114	A	UTRGV	1	8
										114	A	UTRGV	3	15
										114	A	UTRGV	6	7
										114	A	UTRGV	5	9
										138	A	Rice	2	1
										138	A	Rice	6	7
										138	A	Rice	3	15
										174	H	Richmond	4	3
										174	H	Richmond	6	3
										174	H	Richmond	2	1
										176	A	Davidson	2	10
										176	A	Davidson	2	7
										176	A	Davidson	4	0
										177	A	Northeastern	8	0
										179	H	Fordham	5	3
										179	H	Fordham	0	2
										179	H	Fordham	9	8
										199	H	Holy Cross	3	7
										203	N	Hartford	10	7
										208	A	Quinnipiac	5	4
										232	H	Sacred Heart	5	6
										250	A	George Washington	6	1
										250	A	George Washington	3	4
										250	A	George Washington	19	1
										256	A	UMass Lowell	17	6
LAST 10 GAMES														
					174	H	Richmond	6	3	203	N	Hartford	10	7
					174	H	Richmond	4	3	63	A	Bryant	16	12
					179	H	Fordham	5	3	176	A	Davidson	2	10
					84	A	Wichita St.	6	1	176	A	Davidson	2	7
					114	A	UTRGV	5	9	176	A	Davidson	4	0

Non-Div. I Games:

Rhode Island



Average RPI Win:		134	WON-LOST RECORD		WINNING PCT. RANK		LAST 10 GAMES		STRENGTH OF SCHEDULE		OPP. STRENGTH OF SCHEDULE		TEAM RPI		ADJ RPI		CONF. RPI		ADJ CONF. RPI	
DIV. I ONLY			20-18-0		.52632 132		6-4-0		79		115		102		.52266 102		9		9	
DIV. I NON-CONF.			12-10-0		.54545 132		1-2-0		60		180		100		.52322 100		8		8	
TOTALS		RPI 1-25		RPI 26-50		W-L RECORDS		RPI 51-100		RPI 101-150		RPI 150+								
20-18-0		0-1-0		6-4-0		OVERALL		2-4-0		4-4-0		8-5-0								
12-10-0		0-0-0		0-0-0		HOME		2-4-0		4-4-0		6-2-0								
8-7-0		0-0-0		6-4-0		AWAY		0-0-0		0-0-0		2-3-0								
0-1-0		0-1-0		0-0-0		NEUTRAL		0-0-0		0-0-0		0-0-0								
12-10-0		0-1-0		3-1-0		NON-CONFERENCE		2-1-0		2-3-0		5-4-0								
9-6-0		0-0-0		0-0-0		HOME		2-1-0		2-3-0		5-2-0								
3-3-0		0-0-0		3-0-		AWAY		0-0-0		0-0-0		0-2-0								
0-1-0		0-1-0		0-0-0		NEUTRAL		0-0-0		0-0-0		0-0-0								
8-8-0		0-0-0		3-3-0		CONFERENCE		0-3-0		2-1-0		3-1-0								
3-4-0		0-0-0		0-0-0		HOME		0-3-0		2-1-0		1-0-0								
5-4-0		0-0-0		3-3-0		AWAY		0-0-0		0-0-0		2-1-0								
0-0-0		0-0-0		0-0-0		NEUTRAL		0-0-0		0-0-0		0-0-0								
RPI	S	Opponent		Score		RPI	S	Opponent		Score		RPI	S	Opponent		Score				
8	N	Tennessee		2	11	38	A	Louisiana Tech		4	3	92	H	Southeastern La.		8	3			
						38	A	Louisiana Tech		7	5	92	H	Southeastern La.		5	2			
						38	A	Louisiana Tech		4	11	92	H	Southeastern La.		4	19			
						41	A	Alabama		8	4	93	H	Arkansas St.		4	10			
						43	A	Coastal Caro.		10	8	93	H	Arkansas St.		3	9			
						43	A	Coastal Caro.		2	4	93	H	Arkansas St.		6	10			
						43	A	Coastal Caro.		7	9									
						45	A	Texas St.		7	8									
						45	A	Texas St.		7	3									
						45	A	Texas St.		7	6									
LAST 10 GAMES																				
						45	A	Texas St.		7	6	92	H	Southeastern La.		8	3			
						45	A	Texas St.		7	3	135	H	Central Mich.		3	5			
						238	H	North Ala.		6	2	166	H	Appalachian St.		8	2			
						238	H	North Ala.		3	1	134	H	Samford		5	15			
						92	H	Southeastern La.		4	19	217	A	Georgia St.		10	5			

Non-Div. I Games:

Troy



Average RPI Win:		201	WON-LOST		WINNING		LAST 10		STRENGTH OF		OPP. STRENGTH		TEAM		ADJ		CONF.		ADJ CONF.										
Average RPI Loss:		126	RECORD		PCT. RANK		GAMES		SCHEDULE		OF SCHEDULE		RPI		RPI		RPI		RPI										
DIV. I ONLY			27-10-0		.72973		16		6-4-0		258		102		103		.52252		103		16		16						
DIV. I NON-CONF.			20-7-0		.74074		30		2-1-0		249		122		102		.52227		102		18		18						
TOTALS		RPI 1-25		RPI 26-50		W-L RECORDS		RPI 51-100		RPI 101-150		RPI 150+																	
27-10-0		1-3-0		0-2-0		OVERALL		0-0-0		3-0-0		23-5-0																	
21-3-0		0-1-0		0-1-0		HOME		0-0-0		3-0-0		18-1-0																	
6-7-0		1-2-0		0-1-0		AWAY		0-0-0		0-0-0		5-4-0																	
0-0-0		0-0-0		0-0-0		NEUTRAL		0-0-0		0-0-0		0-0-0																	
20-7-0		1-3-0		0-2-0		NON-CONFERENCE		0-0-0		0-0-0		19-2-0																	
17-3-0		0-1-0		0-1-0		HOME		0-0-0		0-0-0		17-1-0																	
3-4-0		1-2-0		0-0-		AWAY		0-0-0		0-0-0		2-1-0																	
0-0-0		0-0-0		0-0-0		NEUTRAL		0-0-0		0-0-0		0-0-0																	
7-3-0		0-0-0		0-0-0		CONFERENCE		0-0-0		3-0-0		4-3-0																	
4-0-0		0-0-0		0-0-0		HOME		0-0-0		3-0-0		1-0-0																	
3-3-0		0-0-0		0-0-0		AWAY		0-0-0		0-0-0		3-3-0																	
0-0-0		0-0-0		0-0-0		NEUTRAL		0-0-0		0-0-0		0-0-0																	
RPI	S	Opponent		Score		RPI	S	Opponent		Score		RPI	S	Opponent		Score		RPI	S	Opponent		Score							
2	A	Vanderbilt		4	12	35	A	Virginia Tech		3	9			127	H	Western Caro.		10	3										
8	A	Tennessee		6	5	35	H	Virginia Tech		2	4			127	H	Western Caro.		5	4										
8	H	Tennessee		1	5									127	H	Western Caro.		10	9										
23	A	Clemson		3	14									156	H	Radford		6	5										
														163	A	Furman		3	4										
														163	A	Furman		8	7										
														163	A	Furman		11	5										
														166	H	Appalachian St.		4	0										
														183	H	Wofford		7	1										
														206	H	NJIT		3	2										
														206	H	NJIT		8	1										
														206	H	NJIT		12	2										
														217	A	Georgia St.		5	6										
														217	A	Georgia St.		5	1										
														217	A	Georgia St.		8	2										
														221	H	LIU Brooklyn		7	2										
														221	H	LIU Brooklyn		7	2										
														221	H	LIU Brooklyn		10	3										
														227	H	Wagner		7	1										
														227	H	Wagner		4	3										
														227	H	Wagner		6	1										
														235	H	UNC Asheville		7	6										
														254	A	VMI		14	3										
														254	A	VMI		0	6										
														254	A	VMI		6	7										
														266	H	Georgetown		3	5										
														266	H	Georgetown		11	1										
LAST 10 GAMES																													
						163	A	Furman		11	5	163	A	Furman		8	7	254	A	VMI		14	3						
						227	H	Wagner		6	1	163	A	Furman		3	4	254	A	VMI		0	6						
						206	H	NJIT		8	1	35	H	Virginia Tech		2	4	254	A	VMI		6	7						
						183	H	Wofford		7	1	254	A	VMI		0	6	266	H	Georgetown		3	5						
						166	H	Appalachian St.		4	0	254	A	VMI		14	3	266	H	Georgetown		11	1						



RPI	S	Opponent	Score	
266	H	Georgetown	4	0
267	H	Iona	14	3
267	H	Iona	4	3
267	H	Iona	14	4

ETSU

E  
T  
S  
U

E  
T  
S  
U



Average RPI Win: 232		WON-LOST RECORD	WINNING PCT. RANK	LAST 10 GAMES	STRENGTH OF SCHEDULE	OPP. STRENGTH OF SCHEDULE	TEAM RPI	ADJ RPI	CONF. RPI	ADJ CONF. RPI							
Average RPI Loss: 149																	
DIV. I ONLY		29-7-0	.80556	5	8-2-0	290	189	104	.52245	104	25	25					
DIV. I NON-CONF.		19-5-0	.79167	19	3-1-0	289	160	103	.52167	103	25	25					
<hr/>																	
TOTALS		RPI 1-25		RPI 26-50		W-L RECORDS		RPI 51-100		RPI 101-150		RPI 150+					
29-7-0		0-1-0		0-0-0		OVERALL		1-0-0		3-2-0		25-4-0					
14-0-0		0-0-0		0-0-0		HOME		0-0-0		0-0-0		14-0-0					
12-5-0		0-1-0		0-0-0		AWAY		0-0-0		3-2-0		9-2-0					
3-2-0		0-0-0		0-0-0		NEUTRAL		1-0-0		0-0-0		2-2-0					
<hr/>																	
19-5-0		0-1-0		0-0-0		NON-CONFERENCE		1-0-0		1-1-0		17-3-0					
11-0-0		0-0-0		0-0-0		HOME		0-0-0		0-0-0		11-0-0					
5-3-0		0-1-0		0-0-		AWAY		0-0-0		1-1-0		4-1-0					
3-2-0		0-0-0		0-0-0		NEUTRAL		1-0-0		0-0-0		2-2-0					
<hr/>																	
10-2-0		0-0-0		0-0-0		CONFERENCE		0-0-0		2-1-0		8-1-0					
3-0-0		0-0-0		0-0-0		HOME		0-0-0		0-0-0		3-0-0					
7-2-0		0-0-0		0-0-0		AWAY		0-0-0		2-1-0		5-1-0					
0-0-0		0-0-0		0-0-0		NEUTRAL		0-0-0		0-0-0		0-0-0					
<hr/>																	
RPI	S	Opponent		Score		RPI	S	Opponent		Score		RPI	S	Opponent		Score	
4	A	Louisville		1	6							85	N	Wright St.		7	6
												113	A	Cincinnati		12	8
												113	A	Cincinnati		5	15
												145	A	Kent St.		3	2
												145	A	Kent St.		5	1
												145	A	Kent St.		2	12
												180	A	Murray St.		5	7
												180	A	Murray St.		14	4
												180	A	Murray St.		10	3
												184	A	Eastern Ky.		8	4
												193	N	Saint Louis		9	7
												193	N	Saint Louis		1	9
												193	N	Saint Louis		3	2
												193	N	Saint Louis		3	10
												216	A	Toledo		5	7
												216	A	Toledo		3	2
												216	A	Toledo		10	6
												248	H	Oakland		10	2
												248	H	Oakland		14	3
												248	H	Oakland		5	3
												270	A	Northern Ky.		16	1
												270	H	Northern Ky.		7	3
												272	A	Bowling Green		12	4
												272	A	Bowling Green		15	2
												272	A	Bowling Green		10	8
												273	H	St. Bonaventure		7	6
												273	H	St. Bonaventure		8	0
												273	H	St. Bonaventure		18	10
<hr/>																	
LAST 10 GAMES																	
						272	A	Bowling Green		10	8	193	N	Saint Louis		3	10
						272	A	Bowling Green		15	2	113	A	Cincinnati		5	15
						279	H	Youngstown St.		9	1	272	A	Bowling Green		12	4
						279	H	Youngstown St.		5	2	113	A	Cincinnati		12	8
						248	H	Oakland		10	2	85	N	Wright St.		7	6

Non-Div. I Games:

Miami (OH)



RPI	S	Opponent	Score	
279	H	Youngstown St.	9	1
279	H	Youngstown St.	5	2
279	H	Youngstown St.	6	3
279	H	Youngstown St.	11	1
280	H	Eastern Mich.	7	6
280	H	Eastern Mich.	7	6
280	H	Eastern Mich.	13	3

Miami (OH)

M  
i  
a  
m  
i  
(  
O  
H  
)

M  
i  
a  
m  
i  
(  
O  
H  
)



Average RPI Win: 202		WON-LOST	WINNING	LAST 10	STRENGTH OF		OPP. STRENGTH	TEAM	ADJ	CONF.	ADJ CONF.
Average RPI Loss: 137		RECORD	PCT. RANK	GAMES	SCHEDULE		OF SCHEDULE	RPI	RPI	RPI	RPI
DIV. I ONLY		26-14-0	.65	51	7-3-0		223	164	105	.52238	105
DIV. I NON-CONF.		15-8-0	.65217	67	2-1-0		238	156	111	.51936	111
TOTALS		RPI 1-25	RPI 26-50		W-L RECORDS		RPI 51-100		RPI 101-150		RPI 150+
26-14-0		1-3-0	0-1-0		OVERALL		0-0-0		3-2-0		22-8-0
19-1-0		1-1-0	0-0-0		HOME		0-0-0		2-0-0		16-0-0
7-13-0		0-2-0	0-1-0		AWAY		0-0-0		1-2-0		6-8-0
0-0-0		0-0-0	0-0-0		NEUTRAL		0-0-0		0-0-0		0-0-0
15-8-0		1-3-0	0-1-0		NON-CONFERENCE		0-0-0		0-0-0		14-4-0
11-1-0		1-1-0	0-0-0		HOME		0-0-0		0-0-0		10-0-0
4-7-0		0-2-0	0-0-0		AWAY		0-0-0		0-0-0		4-4-0
0-0-0		0-0-0	0-0-0		NEUTRAL		0-0-0		0-0-0		0-0-0
11-6-0		0-0-0	0-0-0		CONFERENCE		0-0-0		3-2-0		8-4-0
8-0-0		0-0-0	0-0-0		HOME		0-0-0		2-0-0		6-0-0
3-6-0		0-0-0	0-0-0		AWAY		0-0-0		1-2-0		2-4-0
0-0-0		0-0-0	0-0-0		NEUTRAL		0-0-0		0-0-0		0-0-0
RPI S	Opponent	Score		RPI S	Opponent	Score		RPI S	Opponent	Score	
4 A	Louisville	9	10	39 A	Kentucky	0	7	129 H	Eastern Ill.	11	8
8 A	Tennessee	1	3					129 H	Eastern Ill.	10	8
14 H	West Virginia	9	6					133 A	Austin Peay	6	7
14 H	West Virginia	3	9					133 A	Austin Peay	1	9
								133 A	Austin Peay	4	3
								157 A	Southern Ill.	8	9
								157 A	Southern Ill.	7	0
								157 A	Southern Ill.	4	5
								163 A	Furman	6	5
								163 A	Furman	6	3
								163 A	Furman	11	16
								184 H	Eastern Ky.	15	4
								184 H	Eastern Ky.	7	5
								184 H	Eastern Ky.	7	2
								197 A	Charlotte	5	3
								206 H	NJIT	11	7
								206 H	NJIT	21	5
								211 A	Belmont	0	2
								211 A	Belmont	4	3
								211 A	Belmont	3	4
								223 H	SIUE	11	9
								223 H	SIUE	11	9
								223 H	SIUE	10	1
								224 A	UT Martin	6	2
								224 A	UT Martin	0	2
								224 A	UT Martin	0	2
								211 A	Belmont	4	3
								224 A	UT Martin	4	5
								211 A	Belmont	0	2
								243 A	Ohio	3	12
LAST 10 GAMES				LAST 10 GAMES				LAST 10 GAMES			
129 H Eastern Ill.				129 H Eastern Ill.				223 H SIUE			
129 H Eastern Ill.				129 H Eastern Ill.				224 A UT Martin			
133 A Austin Peay				133 A Austin Peay				224 A UT Martin			
133 A Austin Peay				133 A Austin Peay				211 A Belmont			
223 H SIUE				223 H SIUE				211 A Belmont			

Non-Div. I Games:

Morehead St.



Morehead St.



Average RPI Win:		94	WON-LOST RECORD		WINNING PCT. RANK		LAST 10 GAMES		STRENGTH OF SCHEDULE		OPP. STRENGTH OF SCHEDULE		TEAM RPI		ADJ RPI		CONF. RPI		ADJ CONF. RPI				
DIV. I ONLY			20-21-0		.4878 157		5-5-0		64		39		106		.52215 106		9		9				
DIV. I NON-CONF.			12-13-0		.48 155		1-2-0		20		27		83		.53439 83		8		8				
TOTALS		RPI 1-25		RPI 26-50		W-L RECORDS		RPI 51-100		RPI 101-150		RPI 150+											
20-21-0		1-0-0		2-6-0		OVERALL		8-7-0		7-5-0		2-3-0											
13-12-0		0-0-0		2-5-0		HOME		7-2-0		3-2-0		1-3-0											
6-9-0		0-0-0		0-1-0		AWAY		1-5-0		4-3-0		1-0-0											
1-0-0		1-0-0		0-0-0		NEUTRAL		0-0-0		0-0-0		0-0-0											
12-13-0		1-0-0		2-6-0		NON-CONFERENCE		6-5-0		2-1-0		1-1-0											
8-8-0		0-0-0		2-5-0		HOME		5-1-0		1-1-0		0-1-0											
3-5-0		0-0-0		0-0-		AWAY		1-4-0		1-0-0		1-0-0											
1-0-0		1-0-0		0-0-0		NEUTRAL		0-0-0		0-0-0		0-0-0											
8-8-0		0-0-0		0-0-0		CONFERENCE		2-2-0		5-4-0		1-2-0											
5-4-0		0-0-0		0-0-0		HOME		2-1-0		2-1-0		1-2-0											
3-4-0		0-0-0		0-0-0		AWAY		0-1-0		3-3-0		0-0-0											
0-0-0		0-0-0		0-0-0		NEUTRAL		0-0-0		0-0-0		0-0-0											
RPI	S	Opponent		Score		RPI	S	Opponent		Score		RPI	S	Opponent		Score							
19	N	LSU		6 5		36	H	Texas		1 3		51	A	Sam Houston St.		8 9		102	A	Troy 4 3			
						36	H	Texas		5 6		51	A	Sam Houston St.		2 9		102	A	Troy 6 10			
						36	H	Texas		8 6		51	A	Sam Houston St.		5 7		102	A	Troy 4 5			
						38	A	Louisiana Tech		2 3		54	A	UT Arlington		8 9		108	H	South Alabama 2 9			
						38	H	Louisiana Tech		3 11		58	H	Southern Miss.		6 5		108	H	South Alabama 8 4			
						47	H	Loyola Marymount		5 0		77	H	Maryland		2 4		108	H	South Alabama 4 1			
						47	H	Loyola Marymount		1 4		77	H	Maryland		2 1		110	A	Little Rock 4 2			
						47	H	Loyola Marymount		3 7		77	H	Maryland		4 3		110	A	Little Rock 1 4			
												78	A	Tulane		3 7		110	A	Little Rock 16 10			
												78	H	Tulane		7 6		121	H	Northwestern St. 8 3			
												92	A	Southeastern La.		9 8		126	A	McNeese 16 10			
												92	H	Southeastern La.		8 2		126	H	McNeese 3 6			
												93	H	Arkansas St.		6 12		166	H	Appalachian St. 7 4			
												93	H	Arkansas St.		14 5		166	H	Appalachian St. 5 6			
												93	H	Arkansas St.		6 1		166	H	Appalachian St. 5 6			
																		167	H	New Orleans 3 10			
																		168	A	Nicholls St. 3 1			
						LAST 10 GAMES																	
						77	H	Maryland		4 3		108	H	South Alabama		8 4							
						77	H	Maryland		2 1		108	H	South Alabama		2 9							
						54	A	UT Arlington		8 9		126	H	McNeese		3 6							
						19	N	LSU		6 5		38	H	Louisiana Tech		3 11							
						108	H	South Alabama		4 1		93	H	Arkansas St.		6 1							

Non-Div. I Games:

Louisiana



Average RPI Win:		145	WON-LOST RECORD		WINNING PCT. RANK		LAST 10 GAMES		STRENGTH OF SCHEDULE		OPP. STRENGTH OF SCHEDULE		TEAM RPI		ADJ RPI		CONF. RPI		ADJ CONF. RPI				
DIV. I ONLY		17-17-0		.5		145		5-5-0		63		106		107		.52214		107		5		5	
DIV. I NON-CONF.		13-12-0		.52		143		3-2-0		87		192		126		.51077		126		5		5	
TOTALS		RPI 1-25		RPI 26-50		W-L RECORDS		RPI 51-100		RPI 101-150		RPI 150+											
17-17-0		1-3-0		3-5-0		OVERALL		2-2-0		0-0-0		11-7-0											
11-9-0		1-2-0		2-2-0		HOME		0-0-0		0-0-0		8-5-0											
6-8-0		0-1-0		1-3-0		AWAY		2-2-0		0-0-0		3-2-0											
0-0-0		0-0-0		0-0-0		NEUTRAL		0-0-0		0-0-0		0-0-0											
13-12-0		1-3-0		0-2-0		NON-CONFERENCE		1-0-0		0-0-0		11-7-0											
9-8-0		1-2-0		0-1-0		HOME		0-0-0		0-0-0		8-5-0											
4-4-0		0-1-0		0-0-		AWAY		1-0-0		0-0-0		3-2-0											
0-0-0		0-0-0		0-0-0		NEUTRAL		0-0-0		0-0-0		0-0-0											
4-5-0		0-0-0		3-3-0		CONFERENCE		1-2-0		0-0-0		0-0-0											
2-1-0		0-0-0		2-1-0		HOME		0-0-0		0-0-0		0-0-0											
2-4-0		0-0-0		1-2-0		AWAY		1-2-0		0-0-0		0-0-0											
0-0-0		0-0-0		0-0-0		NEUTRAL		0-0-0		0-0-0		0-0-0											
RPI	S	Opponent		Score		RPI	S	Opponent		Score		RPI	S	Opponent		Score		RPI	S	Opponent		Score	
7	A	Arkansas		3	10	27	A	Ole Miss		2	5	84	A	Wichita St.		3	7	157	H	Southern Ill.		7	2
21	H	Indiana		0	6	27	H	Ole Miss		6	9	84	A	Wichita St.		4	8	157	H	Southern Ill.		1	2
21	H	Indiana		1	6	28	A	UConn		7	1	84	A	Wichita St.		6	3	178	A	Western Ky.		12	4
21	H	Indiana		6	3	28	A	UConn		1	3	93	A	Arkansas St.		7	4	178	A	Western Ky.		10	4
						28	A	UConn		2	4							178	A	Western Ky.		9	6
						42	H	Houston		3	4							180	H	Murray St.		6	10
						42	H	Houston		7	3							190	A	Lipscomb		2	3
						42	H	Houston		6	4							192	H	Middle Tenn.		1	2
																		192	H	Middle Tenn.		8	6
																		192	H	Middle Tenn.		7	5
																		198	H	Southern U.		14	12
																		198	H	Southern U.		10	1
																		198	H	Southern U.		1	6
																		201	H	UNCW		10	8
																		201	H	UNCW		6	15
																		201	H	UNCW		7	4
																		271	A	Southeast Mo. St.		6	7
																		281	H	Mississippi Val.		8	1
						LAST 10 GAMES																	
						198	H	Southern U.		10	1	178	A	Western Ky.		12	4						
						198	H	Southern U.		14	12	192	H	Middle Tenn.		8	6						
						42	H	Houston		6	4	192	H	Middle Tenn.		7	5						
						42	H	Houston		7	3	27	A	Ole Miss		2	5						
						27	H	Ole Miss		6	9	28	A	UConn		2	4						

Non-Div. I Games:

Memphis



Average RPI Win:	146	WON-LOST RECORD	WINNING PCT. RANK	LAST 10 GAMES	STRENGTH OF SCHEDULE	OPP. STRENGTH OF SCHEDULE	TEAM RPI	ADJ RPI	CONF. RPI	ADJ CONF. RPI	
Average RPI Loss:	58										
DIV. I ONLY	16-20-0	.44444	185	4-6-0	34	87	108	.52164	108	9	9
DIV. I NON-CONF.	11-10-0	.52381	138	2-2-0	52	98	96	.52669	96	8	8
<hr/>											
TOTALS	RPI 1-25	RPI 26-50		W-L RECORDS	RPI 51-100		RPI 101-150		RPI 150+		
16-20-0	1-5-0	3-6-0		OVERALL	3-6-0		1-2-0		8-1-0		
12-8-0	0-1-0	3-6-0		HOME	1-1-0		0-0-0		8-0-0		
4-12-0	1-4-0	0-0-0		AWAY	2-5-0		1-2-0		0-1-0		
0-0-0	0-0-0	0-0-0		NEUTRAL	0-0-0		0-0-0		0-0-0		
11-10-0	1-5-0	0-3-0		NON-CONFERENCE	2-1-0		0-0-0		8-1-0		
9-5-0	0-1-0	0-3-0		HOME	1-1-0		0-0-0		8-0-0		
2-5-0	1-4-0	0-0-		AWAY	1-0-0		0-0-0		0-1-0		
0-0-0	0-0-0	0-0-0		NEUTRAL	0-0-0		0-0-0		0-0-0		
5-10-0	0-0-0	3-3-0		CONFERENCE	1-5-0		1-2-0		0-0-0		
3-3-0	0-0-0	3-3-0		HOME	0-0-0		0-0-0		0-0-0		
2-7-0	0-0-0	0-0-0		AWAY	1-5-0		1-2-0		0-0-0		
0-0-0	0-0-0	0-0-0		NEUTRAL	0-0-0		0-0-0		0-0-0		
<hr/>											
RPI S	Opponent	Score		RPI S	Opponent	Score		RPI S	Opponent	Score	
12 A	Mississippi St.	5	7	41 H	Alabama	1	6	54 A	UT Arlington	3	6
15 H	Auburn	2	6	41 H	Alabama	3	7	54 A	UT Arlington	5	11
19 A	LSU	0	2	41 H	Alabama	5	10	54 A	UT Arlington	7	9
23 A	Clemson	4	3	43 H	Coastal Caro.	4	9	58 A	Southern Miss.	15	6
23 A	Clemson	2	6	43 H	Coastal Caro.	8	4	58 H	Southern Miss.	4	1
23 A	Clemson	2	7	43 H	Coastal Caro.	5	14	92 H	Southeastern La.	0	1
				45 H	Texas St.	2	8	93 A	Arkansas St.	1	8
				45 H	Texas St.	10	7	93 A	Arkansas St.	11	6
				45 H	Texas St.	1	0	93 A	Arkansas St.	0	6

Non-Div. I Games:

South Alabama



Average RPI Win:		197	WON-LOST RECORD		WINNING PCT. RANK		LAST 10 GAMES		STRENGTH OF SCHEDULE		OPP. STRENGTH OF SCHEDULE		TEAM RPI		ADJ RPI		CONF. RPI		ADJ CONF. RPI					
DIV. I ONLY			23-13-0		.63889		59		6-4-0		186		182		109		.52154		109		23		23	
DIV. I NON-CONF.			14-10-0		.58333		107		0-3-0		207		197		154		.49835		154		24		24	
TOTALS		RPI 1-25		RPI 26-50		W-L RECORDS		RPI 51-100		RPI 101-150		RPI 150+												
23-13-0		1-2-0		0-1-0		OVERALL		3-2-0		4-5-0		15-3-0												
18-3-0		0-0-0		0-0-0		HOME		1-0-0		4-2-0		13-1-0												
5-10-0		1-2-0		0-1-0		AWAY		2-2-0		0-3-0		2-2-0												
0-0-0		0-0-0		0-0-0		NEUTRAL		0-0-0		0-0-0		0-0-0												
14-10-0		1-2-0		0-1-0		NON-CONFERENCE		1-1-0		2-4-0		10-2-0												
13-2-0		0-0-0		0-0-0		HOME		1-0-0		2-1-0		10-1-0												
1-8-0		1-2-0		0-0-		AWAY		0-1-0		0-3-0		0-1-0												
0-0-0		0-0-0		0-0-0		NEUTRAL		0-0-0		0-0-0		0-0-0												
9-3-0		0-0-0		0-0-0		CONFERENCE		2-1-0		2-1-0		5-1-0												
5-1-0		0-0-0		0-0-0		HOME		0-0-0		2-1-0		3-0-0												
4-2-0		0-0-0		0-0-0		AWAY		2-1-0		0-0-0		2-1-0												
0-0-0		0-0-0		0-0-0		NEUTRAL		0-0-0		0-0-0		0-0-0												
RPI	S	Opponent		Score		RPI	S	Opponent		Score		RPI	S	Opponent		Score								
1	A	UCLA		1	2	44	A	Illinois St.		1	2	64	H	California		6	0	114	H	UTRGV		3	5	
1	A	UCLA		2	1							73	A	Saint Mary's (CA)		1	10	114	H	UTRGV		5	4	
1	A	UCLA		0	6							96	A	California Baptist		5	6	114	H	UTRGV		7	1	
												96	A	California Baptist		1	0	116	A	Pacific		3	11	
												96	A	California Baptist		21	10	116	A	Pacific		3	6	
																		116	H	Pacific		5	2	
																		116	H	Pacific		2	6	
																		137	H	San Jose St.		7	2	
																		140	A	Nevada		2	6	
																		226	H	North Dakota St.		8	3	
																		226	H	North Dakota St.		2	1	
																		226	H	North Dakota St.		1	9	
																		230	H	CSU Bakersfield		5	4	
																		230	H	CSU Bakersfield		10	7	
																		230	H	CSU Bakersfield		4	3	
																		242	A	Seattle U		6	2	
																		242	A	Seattle U		2	4	
																		242	A	Seattle U		9	3	
																		253	H	UC Davis		8	2	
																		265	H	Towson		5	0	
																		265	H	Towson		13	4	
																		265	H	Towson		1	0	
																		265	H	Towson		12	2	
																		282	A	Santa Clara		0	11	
																		282	A	Santa Clara		0	11	
																		284	H	Rider		7	0	
																		284	H	Rider		6	3	
																		284	H	Rider		5	4	
LAST 10 GAMES																								
						242	A	Seattle U		9	3	242	A	Seattle U		2	4	265	H	Towson		12	2	
						265	H	Towson		1	0	282	A	Santa Clara		0	11	282	A	Santa Clara		0	11	
						265	H	Towson		12	2	230	H	CSU Bakersfield		5	4	284	H	Rider		7	0	
						44	A	Illinois St.		1	2	230	H	CSU Bakersfield		10	7	284	H	Rider		6	3	
						242	A	Seattle U		6	2	230	H	CSU Bakersfield		4	3	284	H	Rider		5	4	

Non-Div. I Games:

Sacramento St.



Average RPI Win: 129		WON-LOST	WINNING	LAST 10	STRENGTH OF		OPP. STRENGTH	TEAM	ADJ	CONF.	ADJ CONF.
Average RPI Loss: 76		RECORD	PCT. RANK	GAMES	SCHEDULE		OF SCHEDULE	RPI	RPI	RPI	RPI
DIV. I ONLY		17-19-0	.47222	170	9-1-0		52	82	110	.52145	110
DIV. I NON-CONF.		8-14-0	.36364	212	3-0-0		34	106	152	.49897	152
TOTALS		RPI 1-25	RPI 26-50		W-L RECORDS		RPI 51-100		RPI 101-150		RPI 150+
17-19-0		1-5-0	3-4-0		OVERALL		3-3-0		2-4-0		8-3-0
11-10-0		0-3-0	3-3-0		HOME		0-0-0		1-2-0		7-2-0
6-9-0		1-2-0	0-1-0		AWAY		3-3-0		1-2-0		1-1-0
0-0-0		0-0-0	0-0-0		NEUTRAL		0-0-0		0-0-0		0-0-0
8-14-0		1-5-0	1-4-0		NON-CONFERENCE		0-0-0		1-2-0		5-3-0
5-8-0		0-3-0	1-3-0		HOME		0-0-0		0-0-0		4-2-0
3-6-0		1-2-0	0-0-		AWAY		0-0-0		1-2-0		1-1-0
0-0-0		0-0-0	0-0-0		NEUTRAL		0-0-0		0-0-0		0-0-0
9-5-0		0-0-0	2-0-0		CONFERENCE		3-3-0		1-2-0		3-0-0
6-2-0		0-0-0	2-0-0		HOME		0-0-0		1-2-0		3-0-0
3-3-0		0-0-0	0-0-0		AWAY		3-3-0		0-0-0		0-0-0
0-0-0		0-0-0	0-0-0		NEUTRAL		0-0-0		0-0-0		0-0-0
RPI S	Opponent	Score	RPI S	Opponent	Score	RPI S	Opponent	Score	RPI S	Opponent	Score
7 A	Arkansas	17 7	27 A	Ole Miss	8 11	54 A	UT Arlington	9 7	106 H	Louisiana	4 1
12 A	Mississippi St.	4 15	37 H	Evansville	7 5	54 A	UT Arlington	13 3	106 H	Louisiana	10 16
16 H	Creighton	8 13	37 H	Evansville	1 3	54 A	UT Arlington	1 11	106 H	Louisiana	2 4
16 H	Creighton	8 10	37 H	Evansville	5 10	62 A	Ga. Southern	11 10	121 A	Northwestern St.	7 5
16 H	Creighton	10 12	38 H	Louisiana Tech	3 5	62 A	Ga. Southern	6 7	121 A	Northwestern St.	0 1
25 A	Oklahoma St.	3 8	43 H	Coastal Caro.	8 5	62 A	Ga. Southern	10 15	121 A	Northwestern St.	5 7
			43 H	Coastal Caro.	14 0				173 A	Central Ark.	5 1
									173 H	Central Ark.	4 2
									187 H	South Dakota St.	6 8
									187 H	South Dakota St.	4 9
									187 H	South Dakota St.	7 6
									187 H	South Dakota St.	10 3
									214 A	Oral Roberts	3 4
									217 H	Georgia St.	9 1
									217 H	Georgia St.	3 2
									217 H	Georgia St.	6 2
									290 H	Ark.-Pine Bluff	12 3
LAST 10 GAMES											
			43 H	Coastal Caro.	14 0	173 H	Central Ark.	4 2			
			43 H	Coastal Caro.	8 5	290 H	Ark.-Pine Bluff	12 3			
			121 A	Northwestern St.	5 7	54 A	UT Arlington	1 11			
			121 A	Northwestern St.	7 5	54 A	UT Arlington	9 7			
			187 H	South Dakota St.	10 3	54 A	UT Arlington	13 3			

Non-Div. I Games:

Little Rock



Average RPI Win: 180		WON-LOST	WINNING	LAST 10	STRENGTH OF		OPP. STRENGTH	TEAM	ADJ	CONF.	ADJ CONF.
Average RPI Loss: 56		RECORD	PCT. RANK	GAMES	SCHEDULE		OF SCHEDULE	RPI	RPI	RPI	RPI
DIV. I ONLY		22-17-0	.5641	113	5-5-0		107	84	111	.52144	111
DIV. I NON-CONF.		14-6-0	.7	49	3-0-0		178	228	107	.52058	107
TOTALS		RPI 1-25	RPI 26-50		W-L RECORDS		RPI 51-100		RPI 101-150		RPI 150+
22-17-0		1-6-0	2-2-0		OVERALL		1-7-0		4-1-0		14-1-0
17-8-0		0-3-0	1-0-0		HOME		1-4-0		1-0-0		14-1-0
5-6-0		1-2-0	1-2-0		AWAY		0-1-0		3-1-0		0-0-0
0-3-0		0-1-0	0-0-0		NEUTRAL		0-2-0		0-0-0		0-0-0
14-6-0		0-1-0	1-0-0		NON-CONFERENCE		0-4-0		2-0-0		11-1-0
13-2-0		0-0-0	1-0-0		HOME		0-1-0		1-0-0		11-1-0
1-1-0		0-0-0	0-0-0		AWAY		0-1-0		1-0-0		0-0-0
0-3-0		0-1-0	0-0-0		NEUTRAL		0-2-0		0-0-0		0-0-0
8-11-0		1-5-0	1-2-0		CONFERENCE		1-3-0		2-1-0		3-0-0
4-6-0		0-3-0	0-0-0		HOME		1-3-0		0-0-0		3-0-0
4-5-0		1-2-0	1-2-0		AWAY		0-0-0		2-1-0		0-0-0
0-0-0		0-0-0	0-0-0		NEUTRAL		0-0-0		0-0-0		0-0-0
RPI S	Opponent	Score	RPI S	Opponent	Score	RPI S	Opponent	Score	RPI S	Opponent	Score
2 N	Vanderbilt	9 15	26 A	NC State	4 3	59 H	Florida St.	2 14	119 A	Notre Dame	6 5
11 A	Georgia Tech	3 7	26 A	NC State	7 8	65 A	Liberty	5 14	119 A	Notre Dame	2 5
11 A	Georgia Tech	9 8	26 A	NC State	0 3	69 H	Duke	1 2	119 A	Notre Dame	12 7
11 A	Georgia Tech	5 6	28 H	UConn	6 3	69 H	Duke	6 8	122 H	Old Dominion	4 2
18 H	Miami (FL)	1 3				69 H	Duke	11 3	144 A	James Madison	9 3
18 H	Miami (FL)	6 9				71 N	TCU	4 9	156 H	Radford	6 3
18 H	Miami (FL)	1 2				80 N	Cal St. Fullerton	5 6	174 H	Richmond	5 1
						90 H	William & Mary	3 9	202 H	Seton Hall	4 0
									202 H	Seton Hall	0 3
									222 H	Pittsburgh	5 2
									222 H	Pittsburgh	13 3
									222 H	Pittsburgh	7 5
									227 H	Wagner	14 0
									227 H	Wagner	18 9
									254 H	VMI	9 0
									261 H	Norfolk St.	14 4
									287 H	Villanova	7 2
									287 H	Villanova	7 3
									287 H	Villanova	10 2
									291 H	Longwood	13 4
			LAST 10 GAMES								
			18 H	Miami (FL)	1 2	287 H	Villanova	7 2			
			18 H	Miami (FL)	6 9	254 H	VMI	9 0			
			119 A	Notre Dame	12 7	59 H	Florida St.	2 14			
			119 A	Notre Dame	6 5	156 H	Radford	6 3			
			227 H	Wagner	14 0	18 H	Miami (FL)	1 3			

Non-Div. I Games:

Virginia



Average RPI Win:	181	WON-LOST	WINNING	LAST 10	STRENGTH OF	OPP. STRENGTH	TEAM	ADJ	CONF.	ADJ CONF.		
Average RPI Loss:	87	RECORD	PCT. RANK	GAMES	SCHEDULE	OF SCHEDULE	RPI	RPI	RPI	RPI		
DIV. I ONLY		19-16-0	.54286	124	5-5-0	158	99	112	.52125	112	2	2
DIV. I NON-CONF.		15-8-0	.65217	67	1-1-0	280	207	147	.50192	147	3	3
<hr/>												
TOTALS	RPI 1-25	RPI 26-50		W-L RECORDS		RPI 51-100		RPI 101-150		RPI 150+		
19-16-0	3-3-0	1-5-0		OVERALL		0-5-0		2-0-0		13-3-0		
4-4-0	2-1-0	1-2-0		HOME		0-1-0		1-0-0		0-0-0		
4-11-0	1-2-0	0-3-0		AWAY		0-4-0		1-0-0		2-2-0		
11-1-0	0-0-0	0-0-0		NEUTRAL		0-0-0		0-0-0		11-1-0		
<hr/>												
15-8-0	0-0-0	0-0-0		NON-CONFERENCE		0-5-0		2-0-0		13-3-0		
1-1-0	0-0-0	0-0-0		HOME		0-1-0		1-0-0		0-0-0		
3-6-0	0-0-0	0-0-		AWAY		0-4-0		1-0-0		2-2-0		
11-1-0	0-0-0	0-0-0		NEUTRAL		0-0-0		0-0-0		11-1-0		
<hr/>												
4-8-0	3-3-0	1-5-0		CONFERENCE		0-0-0		0-0-0		0-0-0		
3-3-0	2-1-0	1-2-0		HOME		0-0-0		0-0-0		0-0-0		
1-5-0	1-2-0	0-3-0		AWAY		0-0-0		0-0-0		0-0-0		
0-0-0	0-0-0	0-0-0		NEUTRAL		0-0-0		0-0-0		0-0-0		
<hr/>												
RPI S	Opponent	Score	RPI S	Opponent	Score	RPI S	Opponent	Score	RPI S	Opponent	Score	
17 A	Texas Tech	4 5	29 H	Baylor	2 8	84 A	Wichita St.	2 3	115 A	Missouri St.	9 5	
17 A	Texas Tech	4 19	29 H	Baylor	12 7	84 H	Wichita St.	1 9	115 H	Missouri St.	11 6	
17 A	Texas Tech	13 9	29 H	Baylor	0 8	88 A	St. John's (NY)	1 3	154 N	Ball St.	6 1	
25 H	Oklahoma St.	6 27	40 A	Oklahoma	3 4	88 A	St. John's (NY)	0 1	202 N	Seton Hall	7 4	
25 H	Oklahoma St.	5 4	40 A	Oklahoma	1 5	88 A	St. John's (NY)	3 11	233 N	Saint Joseph's	7 5	
25 H	Oklahoma St.	7 6	40 A	Oklahoma	5 10				236 N	Central Conn. St.	10 8	
									240 A	USC Upstate	3 4	
									240 A	USC Upstate	5 3	
									240 A	USC Upstate	4 6	
									240 A	USC Upstate	9 5	
									244 N	Texas Southern	1 0	
									244 N	Texas Southern	19 13	
									244 N	Texas Southern	3 8	
									244 N	Texas Southern	7 1	
									266 N	Georgetown	6 2	
									269 N	Northern Ill.	7 2	
									269 N	Northern Ill.	8 1	
									269 N	Northern Ill.	3 1	
<hr/>												
LAST 10 GAMES												
29 H Baylor					0 8	25 H Oklahoma St.					5 4	
29 H Baylor					2 8	25 H Oklahoma St.					6 27	
244 N Texas Southern					7 1	115 H Missouri St.					11 6	
244 N Texas Southern					3 8	17 A Texas Tech					13 9	
25 H Oklahoma St.					7 6	17 A Texas Tech					4 19	

**Non-Div. I Games:**

Kansas



[illegible]

**Non-Div. I Games:**

Cincinnati



Average RPI Win: 164		WON-LOST RECORD		WINNING PCT. RANK		LAST 10 GAMES		STRENGTH OF SCHEDULE		OPP. STRENGTH OF SCHEDULE		TEAM RPI		ADJ RPI		CONF. RPI		ADJ CONF. RPI	
Average RPI Loss: 105		23-13-0		.63889 59		7-3-0		182		108		114		.52024 114		23		23	
DIV. I ONLY		14-9-0		.6087 97		0-1-0		162		29		104		.52165 104		24		24	
DIV. I NON-CONF.																			
TOTALS		RPI 1-25		RPI 26-50		W-L RECORDS		RPI 51-100		RPI 101-150		RPI 150+							
23-13-0		1-2-0		0-1-0		OVERALL		1-4-0		13-4-0		8-2-0							
17-6-0		1-2-0		0-0-0		HOME		0-1-0		8-2-0		8-1-0							
6-7-0		0-0-0		0-1-0		AWAY		1-3-0		5-2-0		0-1-0							
0-0-0		0-0-0		0-0-0		NEUTRAL		0-0-0		0-0-0		0-0-0							
14-9-0		1-2-0		0-1-0		NON-CONFERENCE		1-3-0		9-2-0		3-1-0							
12-4-0		1-2-0		0-0-0		HOME		0-0-0		8-2-0		3-0-0							
2-5-0		0-0-0		0-0-		AWAY		1-3-0		1-0-0		0-1-0							
0-0-0		0-0-0		0-0-0		NEUTRAL		0-0-0		0-0-0		0-0-0							
9-4-0		0-0-0		0-0-0		CONFERENCE		0-1-0		4-2-0		5-1-0							
5-2-0		0-0-0		0-0-0		HOME		0-1-0		0-0-0		5-1-0							
4-2-0		0-0-0		0-0-0		AWAY		0-0-0		4-2-0		0-0-0							
0-0-0		0-0-0		0-0-0		NEUTRAL		0-0-0		0-0-0		0-0-0							
RPI S	Opponent	Score		RPI S	Opponent	Score		RPI S	Opponent	Score		RPI S	Opponent	Score					
25 H	Oklahoma St.	3	10	36 A	Texas	3	4	71 A	TCU	2	6	101 H	Rhode Island	7	6				
25 H	Oklahoma St.	1	3					79 A	Kansas St.	1	7	101 H	Rhode Island	9	5				
25 H	Oklahoma St.	5	2					79 A	Kansas St.	1	3	101 H	Rhode Island	8	1				
								79 A	Kansas St.	6	5	101 H	Rhode Island	15	3				
								96 H	California Baptist	3	6	109 A	Sacramento St.	5	3				
												109 A	Sacramento St.	1	7				
												109 A	Sacramento St.	4	5				
												124 H	Portland	2	1				
												124 H	Portland	4	6				
												132 A	Grand Canyon	8	5				
												132 A	Grand Canyon	9	7				
												132 A	Grand Canyon	3	2				
												139 H	Massachusetts	4	1				
												139 H	Massachusetts	12	6				
												139 H	Massachusetts	11	14				
												147 A	A&M-Corpus Christi	6	2				
												147 H	A&M-Corpus Christi	9	4				
												212 A	Houston Baptist	7	13				
												212 H	Houston Baptist	6	0				
												226 H	North Dakota St.	6	4				
												226 H	North Dakota St.	8	3				
												262 H	Chicago St.	0	1				
												262 H	Chicago St.	5	4				
												262 H	Chicago St.	8	1				
												289 H	Northern Colo.	10	0				
												289 H	Northern Colo.	11	1				
												289 H	Northern Colo.	3	2				

Non-Div. I Games:

UTRGV



Average RPI Win: 145		WON-LOST	WINNING	LAST 10	STRENGTH OF		OPP. STRENGTH	TEAM	ADJ	CONF.	ADJ CONF.
Average RPI Loss: 59		RECORD	PCT. RANK	GAMES	SCHEDULE		OF SCHEDULE	RPI	RPI	RPI	RPI
DIV. I ONLY		12-25-0	.32432	249	4-6-0		11	105	115	.51974	115
DIV. I NON-CONF.		8-20-0	.28571	242	2-2-0		17	72	134	.50649	134
TOTALS		RPI 1-25	RPI 26-50		W-L RECORDS		RPI 51-100		RPI 101-150		RPI 150+
12-25-0		0-6-0	3-8-0		OVERALL		0-7-0		1-3-0		8-1-0
5-6-0		0-2-0	2-1-0		HOME		0-2-0		0-1-0		3-0-0
6-16-0		0-4-0	1-6-0		AWAY		0-4-0		0-1-0		5-1-0
1-3-0		0-0-0	0-1-0		NEUTRAL		0-1-0		1-1-0		0-0-0
8-20-0		0-6-0	1-4-0		NON-CONFERENCE		0-7-0		1-3-0		6-0-0
3-5-0		0-2-0	0-0-0		HOME		0-2-0		0-1-0		3-0-0
4-12-0		0-4-0	1-0-		AWAY		0-4-0		0-1-0		3-0-0
1-3-0		0-0-0	0-1-0		NEUTRAL		0-1-0		1-1-0		0-0-0
4-5-0		0-0-0	2-4-0		CONFERENCE		0-0-0		0-0-0		2-1-0
2-1-0		0-0-0	2-1-0		HOME		0-0-0		0-0-0		0-0-0
2-4-0		0-0-0	0-3-0		AWAY		0-0-0		0-0-0		2-1-0
0-0-0		0-0-0	0-0-0		NEUTRAL		0-0-0		0-0-0		0-0-0
RPI S	Opponent	Score	RPI S	Opponent	Score	RPI S	Opponent	Score	RPI S	Opponent	Score
5 A	UC Santa Barbara	3 5	40 A	Oklahoma	11 8	52 H	UC Irvine	1 4	112 A	Kansas	6 11
5 A	UC Santa Barbara	1 11	40 A	Oklahoma	2 11	52 H	UC Irvine	2 3	112 H	Kansas	5 9
5 A	UC Santa Barbara	3 7	40 A	Oklahoma	1 6	60 A	San Diego	4 14	118 N	Utah	6 2
7 H	Arkansas	2 8	44 A	Illinois St.	1 7	80 N	Cal St. Fullerton	0 7	140 N	Nevada	4 16
24 H	Missouri	6 14	44 A	Illinois St.	5 7	93 A	Arkansas St.	4 16	157 A	Southern Ill.	2 4
25 A	Oklahoma St.	2 13	44 A	Illinois St.	3 5	93 A	Arkansas St.	4 6	157 A	Southern Ill.	13 4
			45 A	Texas St.	0 10	93 A	Arkansas St.	2 14	157 A	Southern Ill.	10 5
			46 H	Indiana St.	0 12				167 H	New Orleans	8 3
			46 H	Indiana St.	1 0				173 H	Central Ark.	9 7
			46 H	Indiana St.	6 5				173 H	Central Ark.	15 3
			48 N	Fresno St.	2 3				180 A	Murray St.	15 10
									214 A	Oral Roberts	11 2
									271 A	Southeast Mo. St.	8 2
LAST 10 GAMES											
			44 A	Illinois St.	3 5	44 A	Illinois St.	1 7			
			44 A	Illinois St.	5 7	112 A	Kansas	6 11			
			157 A	Southern Ill.	2 4	157 A	Southern Ill.	13 4			
			167 H	New Orleans	8 3	157 A	Southern Ill.	10 5			
			24 H	Missouri	6 14	180 A	Murray St.	15 10			

Non-Div. I Games:

Missouri St.



Average RPI Win:	172	WON-LOST RECORD	WINNING PCT. RANK	LAST 10 GAMES	STRENGTH OF SCHEDULE	OPP. STRENGTH OF SCHEDULE	TEAM RPI	ADJ RPI	CONF. RPI	ADJ CONF. RPI	
Average RPI Loss:	97										
DIV. I ONLY	21-16-0	.56757	103	7-3-0	171	130	116	.51964	116	7	7
DIV. I NON-CONF.	13-8-0	.61905	92	1-1-0	193	203	120	.51457	120	9	9
<hr/>											
TOTALS	RPI 1-25	RPI 26-50		W-L RECORDS	RPI 51-100		RPI 101-150		RPI 150+		
21-16-0	0-0-0	1-3-0		OVERALL	5-9-0		5-2-0		10-2-0		
12-4-0	0-0-0	0-1-0		HOME	3-1-0		3-1-0		6-1-0		
9-12-0	0-0-0	1-2-0		AWAY	2-8-0		2-1-0		4-1-0		
0-0-0	0-0-0	0-0-0		NEUTRAL	0-0-0		0-0-0		0-0-0		
<hr/>											
13-8-0	0-0-0	0-1-0		NON-CONFERENCE	1-3-0		5-2-0		7-2-0		
9-3-0	0-0-0	0-1-0		HOME	0-0-0		3-1-0		6-1-0		
4-5-0	0-0-0	0-0-		AWAY	1-3-0		2-1-0		1-1-0		
0-0-0	0-0-0	0-0-0		NEUTRAL	0-0-0		0-0-0		0-0-0		
<hr/>											
8-8-0	0-0-0	1-2-0		CONFERENCE	4-6-0		0-0-0		3-0-0		
3-1-0	0-0-0	0-0-0		HOME	3-1-0		0-0-0		0-0-0		
5-7-0	0-0-0	1-2-0		AWAY	1-5-0		0-0-0		3-0-0		
0-0-0	0-0-0	0-0-0		NEUTRAL	0-0-0		0-0-0		0-0-0		
<hr/>											
RPI S	Opponent	Score	RPI S	Opponent	Score	RPI S	Opponent	Score	RPI S	Opponent	Score
			47 A	Loyola Marymount	1 7	55 H	Pepperdine	3 7	109 A	Sacramento St.	2 5
			47 A	Loyola Marymount	5 2	55 H	Pepperdine	13 3	109 A	Sacramento St.	6 2
			47 A	Loyola Marymount	5 6	55 H	Pepperdine	3 2	109 H	Sacramento St.	6 3
			48 H	Fresno St.	2 17	57 A	Gonzaga	6 0	109 H	Sacramento St.	11 3
						57 A	Gonzaga	0 3	123 H	Air Force	5 3
						57 A	Gonzaga	7 9	123 H	Air Force	2 6
						73 A	Saint Mary's (CA)	0 1	137 A	San Jose St.	8 1
						73 A	Saint Mary's (CA)	7 12	242 H	Seattle U	6 5
						73 A	Saint Mary's (CA)	3 5	242 H	Seattle U	1 8
						96 A	California Baptist	3 10	242 H	Seattle U	9 6
						96 A	California Baptist	0 6	253 A	UC Davis	0 7
						96 A	California Baptist	2 3	253 A	UC Davis	11 9
						96 A	California Baptist	11 5	253 H	UC Davis	13 8
						99 H	San Francisco	13 6	262 H	Chicago St.	9 3
									262 H	Chicago St.	4 1
									262 H	Chicago St.	7 2
									282 A	Santa Clara	13 3
									282 A	Santa Clara	1 0
									282 A	Santa Clara	9 8
<hr/>											
			LAST 10 GAMES								
			57 A	Gonzaga	7 9	282 A	Santa Clara	1 0			
			57 A	Gonzaga	6 0	282 A	Santa Clara	13 3			
			73 A	Saint Mary's (CA)	0 1	282 A	Santa Clara	9 8			
			242 H	Seattle U	9 6	253 H	UC Davis	13 8			
			99 H	San Francisco	13 6	57 A	Gonzaga	0 3			

Non-Div. I Games:

Pacific



UNLV

Tie, Loss, Non-Conf, S Site, H Home, A Away, N Neutral Page 123



Average RPI Win: 127		WON-LOST RECORD		WINNING PCT. RANK		LAST 10 GAMES		STRENGTH OF SCHEDULE		OPP. STRENGTH OF SCHEDULE		TEAM RPI		ADJ RPI		CONF. RPI		ADJ CONF. RPI				
DIV. I ONLY		11-20-0		.35484 237		4-6-0		31		17		118		.51701 118		3		3				
DIV. I NON-CONF.		8-7-0		.53333 135		2-0-0		111		84		85		.53392 85		2		2				
TOTALS		RPI 1-25		RPI 26-50		W-L RECORDS		RPI 51-100		RPI 101-150		RPI 150+										
11-20-0		0-7-0		1-5-0		OVERALL		5-6-0		3-2-0		2-0-0										
4-6-0		0-0-0		1-4-0		HOME		2-2-0		0-0-0		1-0-0										
3-12-0		0-7-0		0-1-0		AWAY		2-3-0		1-1-0		0-0-0										
4-2-0		0-0-0		0-0-0		NEUTRAL		1-1-0		2-1-0		1-0-0										
8-7-0		0-1-0		1-1-0		NON-CONFERENCE		2-3-0		3-2-0		2-0-0										
2-1-0		0-0-0		1-0-0		HOME		0-1-0		0-0-0		1-0-0										
2-4-0		0-1-0		0-0-		AWAY		1-1-0		1-1-0		0-0-0										
4-2-0		0-0-0		0-0-0		NEUTRAL		1-1-0		2-1-0		1-0-0										
3-13-0		0-6-0		0-4-0		CONFERENCE		3-3-0		0-0-0		0-0-0										
2-5-0		0-0-0		0-4-0		HOME		2-1-0		0-0-0		0-0-0										
1-8-0		0-6-0		0-0-0		AWAY		1-2-0		0-0-0		0-0-0										
0-0-0		0-0-0		0-0-0		NEUTRAL		0-0-0		0-0-0		0-0-0										
RPI	S	Opponent		Score		RPI	S	Opponent		Score		RPI	S	Opponent		Score						
3	A	Oregon St.		2	3	32	H	Oregon		4	9	57	H	Gonzaga		3	5	115	N	Missouri St.	2	6
3	A	Oregon St.		2	6	32	H	Oregon		6	9	60	A	San Diego		6	5	117	A	UNLV	16	7
3	A	Oregon St.		0	11	32	H	Oregon		3	6	70	A	San Diego St.		2	3	127	N	Western Caro.	14	0
9	A	East Carolina		6	7	34	H	Arizona St.		6	11	79	N	Kansas St.		4	6	132	A	Grand Canyon	2	11
10	A	Stanford		6	7	45	A	Texas St.		3	8	81	H	Southern California		5	4	140	N	Nevada	6	3
10	A	Stanford		4	7	49	H	BYU		8	6	81	H	Southern California		0	6	283	H	Utah Valley	11	5
10	A	Stanford		3	7							81	H	Southern California		5	4	288	N	Niagara	10	6
												85	N	Wright St.		12	8					
												89	A	Arizona		7	18					
												89	A	Arizona		0	8					
												89	A	Arizona		21	10					
LAST 10 GAMES																						
3	A	Oregon St.		0	11	81	H	Southern California		5	4											
32	H	Oregon		6	9	81	H	Southern California		5	4											
32	H	Oregon		3	6	81	H	Southern California		0	6											
34	H	Arizona St.		6	11	3	A	Oregon St.		2	3											
283	H	Utah Valley		11	5	3	A	Oregon St.		2	6											

Non-Div. I Games:

Utah



Average RPI Win:		117	WON-LOST RECORD		WINNING PCT. RANK	LAST 10 GAMES	STRENGTH OF SCHEDULE		OPP. STRENGTH OF SCHEDULE	TEAM RPI	ADJ RPI	CONF. RPI	ADJ CONF. RPI
Average RPI Loss:		94											
DIV. I ONLY			14-21-0		.4 216	3-7-0	29		109	119	.51622 119	4	4
DIV. I NON-CONF.			6-11-0		.35294 214	1-3-0	157		253	229	.4547 229	4	4
TOTALS		RPI 1-25	RPI 26-50		W-L RECORDS		RPI 51-100		RPI 101-150		RPI 150+		
14-21-0		4-5-0	0-3-0		OVERALL		5-4-0		1-4-0		4-5-0		
5-9-0		1-2-0	0-0-0		HOME		2-2-0		1-3-0		1-2-0		
6-8-0		3-3-0	0-3-0		AWAY		2-1-0		0-1-0		1-0-0		
3-4-0		0-0-0	0-0-0		NEUTRAL		1-1-0		0-0-0		2-3-0		
6-11-0		0-0-0	0-3-0		NON-CONFERENCE		2-1-0		0-2-0		4-5-0		
2-3-0		0-0-0	0-0-0		HOME		1-0-0		0-1-0		1-2-0		
1-4-0		0-0-0	0-0-0		AWAY		0-0-0		0-1-0		1-0-0		
3-4-0		0-0-0	0-0-0		NEUTRAL		1-1-0		0-0-0		2-3-0		
8-10-0		4-5-0	0-0-0		CONFERENCE		3-3-0		1-2-0		0-0-0		
3-6-0		1-2-0	0-0-0		HOME		1-2-0		1-2-0		0-0-0		
5-4-0		3-3-0	0-0-0		AWAY		2-1-0		0-0-0		0-0-0		
0-0-0		0-0-0	0-0-0		NEUTRAL		0-0-0		0-0-0		0-0-0		
RPI S	Opponent	Score	RPI S	Opponent	Score	RPI S	Opponent	Score	RPI S	Opponent	Score		
11 A	Georgia Tech	2 11	34 A	Arizona St.	1 10	59 H	Florida St.	1 7	111 H	Virginia	5 6		
11 A	Georgia Tech	7 8	34 A	Arizona St.	5 16	59 H	Florida St.	1 3	111 H	Virginia	5 2		
11 A	Georgia Tech	9 6	34 A	Arizona St.	7 20	59 H	Florida St.	12 3	111 H	Virginia	7 12		
20 H	North Carolina	1 10				76 A	Wake Forest	8 7	127 A	Western Caro.	9 16		
20 H	North Carolina	4 3				76 A	Wake Forest	7 4	135 H	Central Mich.	7 17		
20 H	North Carolina	6 13				76 A	Wake Forest	4 7	154 N	Ball St.	0 2		
23 A	Clemson	4 2				82 N	Incarnate Word	7 15	154 N	Ball St.	2 6		
23 A	Clemson	1 5				82 N	Incarnate Word	2 1	188 H	Michigan St.	2 3		
23 A	Clemson	9 2				98 H	Northwestern	6 2	246 H	Western Mich.	2 12		
									259 A	Charleston So.	7 0		
									259 N	Charleston So.	7 4		
									262 H	Chicago St.	6 3		
									280 N	Eastern Mich.	11 3		
									280 N	Eastern Mich.	2 4		
			LAST 10 GAMES			98 H	Northwestern	6 2					
	20 H	North Carolina	4 3			20 H	North Carolina	1 10					
	20 H	North Carolina	6 13			246 H	Western Mich.	2 12					
	111 H	Virginia	7 12			188 H	Michigan St.	2 3					
	111 H	Virginia	5 6			111 H	Virginia	5 2					
	76 A	Wake Forest	7 4										

Non-Div. I Games:

Notre Dame



Marist

Marist



Average RPI Win: 157		WON-LOST RECORD		WINNING PCT. RANK		LAST 10 GAMES		STRENGTH OF SCHEDULE		OPP. STRENGTH OF SCHEDULE		TEAM RPI		ADJ RPI		CONF. RPI		ADJ CONF. RPI	
DIV. I ONLY		20-14-0		.58824 92		7-3-0		194		83		121		.51483 121		12		12	
DIV. I NON-CONF.		10-6-0		.625 89		2-1-0		141		65		75		.54048 75		13		13	
TOTALS		RPI 1-25		RPI 26-50		W-L RECORDS		RPI 51-100		RPI 101-150		RPI 150+							
20-14-0		1-0-0		2-2-0		OVERALL		1-2-0		3-3-0		13-7-0							
14-4-0		1-0-0		0-0-0		HOME		0-0-0		3-1-0		10-3-0							
6-10-0		0-0-0		2-2-0		AWAY		1-2-0		0-2-0		3-4-0							
0-0-0		0-0-0		0-0-0		NEUTRAL		0-0-0		0-0-0		0-0-0							
10-6-0		1-0-0		2-2-0		NON-CONFERENCE		0-0-0		3-3-0		4-1-0							
7-2-0		1-0-0		0-0-0		HOME		0-0-0		3-1-0		3-1-0							
3-4-0		0-0-0		2-0-		AWAY		0-0-0		0-2-0		1-0-0							
0-0-0		0-0-0		0-0-0		NEUTRAL		0-0-0		0-0-0		0-0-0							
10-8-0		0-0-0		0-0-0		CONFERENCE		1-2-0		0-0-0		9-6-0							
7-2-0		0-0-0		0-0-0		HOME		0-0-0		0-0-0		7-2-0							
3-6-0		0-0-0		0-0-0		AWAY		1-2-0		0-0-0		2-4-0							
0-0-0		0-0-0		0-0-0		NEUTRAL		0-0-0		0-0-0		0-0-0							
RPI	S	Opponent		Score		RPI	S	Opponent		Score		RPI	S	Opponent		Score			
19	H	LSU		3 1		38	A	Louisiana Tech		8 4		92	A	Southeastern La.		3 5			
						42	A	Houston		2 1		92	A	Southeastern La.		3 1			
						42	A	Houston		3 5		92	A	Southeastern La.		1 8			
						42	A	Houston		4 5									
														</					



Average RPI Win:	153	WON-LOST RECORD	WINNING PCT. RANK	LAST 10 GAMES	STRENGTH OF SCHEDULE	OPP. STRENGTH OF SCHEDULE	TEAM RPI	ADJ RPI	CONF. RPI	ADJ CONF. RPI	
Average RPI Loss:	128										
DIV. I ONLY	22-14-0	.61111	76	6-4-0	196	77	122	.51463	122	11	11
DIV. I NON-CONF.	17-4-0	.80952	15	2-1-0	166	104	40	.57081	40	11	11
<hr/>											
TOTALS	RPI 1-25	RPI 26-50		W-L RECORDS	RPI 51-100		RPI 101-150		RPI 150+		
22-14-0	0-0-0	0-0-0		OVERALL	7-4-0		0-4-0		15-6-0		
14-7-0	0-0-0	0-0-0		HOME	3-0-0		0-3-0		11-4-0		
8-7-0	0-0-0	0-0-0		AWAY	4-4-0		0-1-0		4-2-0		
0-0-0	0-0-0	0-0-0		NEUTRAL	0-0-0		0-0-0		0-0-0		
17-4-0	0-0-0	0-0-0		NON-CONFERENCE	7-1-0		0-1-0		10-2-0		
13-2-0	0-0-0	0-0-0		HOME	3-0-0		0-0-0		10-2-0		
4-2-0	0-0-0	0-0-		AWAY	4-1-0		0-1-0		0-0-0		
0-0-0	0-0-0	0-0-0		NEUTRAL	0-0-0		0-0-0		0-0-0		
5-10-0	0-0-0	0-0-0		CONFERENCE	0-3-0		0-3-0		5-4-0		
1-5-0	0-0-0	0-0-0		HOME	0-0-0		0-3-0		1-2-0		
4-5-0	0-0-0	0-0-0		AWAY	0-3-0		0-0-0		4-2-0		
0-0-0	0-0-0	0-0-0		NEUTRAL	0-0-0		0-0-0		0-0-0		
RPI S	Opponent	Score	RPI S	Opponent	Score	RPI S	Opponent	Score	RPI S	Opponent	Score
						58 A	Southern Miss.	0 11	111 A	Virginia	2 4
						58 A	Southern Miss.	0 9	138 H	Rice	2 11
						58 A	Southern Miss.	4 14	138 H	Rice	1 3
						61 H	Campbell	4 3	138 H	Rice	10 14
						66 A	VCU	7 5	152 A	UTSA	10 6
						66 H	VCU	6 5	152 A	UTSA	3 4
						79 A	Kansas St.	8 2	152 A	UTSA	14 13
						79 A	Kansas St.	2 6	153 A	UAB	9 5
						79 A	Kansas St.	5 0	153 A	UAB	14 7
						90 A	William & Mary	4 2	153 A	UAB	5 6
						90 H	William & Mary	6 3	160 H	High Point	4 5
									160 H	High Point	7 0
									160 H	High Point	5 7
									171 H	Rutgers	12 5
									171 H	Rutgers	3 2
									171 H	Rutgers	12 2
									175 H	Binghamton	12 9
									175 H	Binghamton	2 1
									197 H	Charlotte	10 0
									197 H	Charlotte	7 8
									197 H	Charlotte	8 11
									249 H	Princeton	3 1
									249 H	Princeton	15 1
									254 H	VMI	5 0
									261 H	Norfolk St.	11 0
			</								

Non-Div. I Games:

Old Dominion



Average RPI Win:		162	WON-LOST RECORD		WINNING PCT. RANK		LAST 10 GAMES		STRENGTH OF SCHEDULE		OPP. STRENGTH OF SCHEDULE		TEAM RPI		ADJ RPI		CONF. RPI		ADJ CONF. RPI				
DIV. I ONLY			16-19-0		.45714 181		4-6-0		70		184		123		.51346 123		10		10				
DIV. I NON-CONF.			10-10-0		.5 145		2-0-0		93		234		124		.51277 124		10		10				
TOTALS		RPI 1-25		RPI 26-50		W-L RECORDS		RPI 51-100		RPI 101-150		RPI 150+											
16-19-0		1-1-0		1-9-0		OVERALL		1-0-0		6-6-0		7-3-0											
6-7-0		0-0-0		0-5-0		HOME		1-0-0		1-2-0		4-0-0											
6-10-0		1-1-0		1-4-0		AWAY		0-0-0		4-4-0		0-1-0											
4-2-0		0-0-0		0-0-0		NEUTRAL		0-0-0		1-0-0		3-2-0											
10-10-0		1-1-0		0-5-0		NON-CONFERENCE		0-0-0		2-1-0		7-3-0											
4-3-0		0-0-0		0-3-0		HOME		0-0-0		0-0-0		4-0-0											
2-5-0		1-1-0		0-0-		AWAY		0-0-0		1-1-0		0-1-0											
4-2-0		0-0-0		0-0-0		NEUTRAL		0-0-0		1-0-0		3-2-0											
6-9-0		0-0-0		1-4-0		CONFERENCE		1-0-0		4-5-0		0-0-0											
2-4-0		0-0-0		0-2-0		HOME		1-0-0		1-2-0		0-0-0											
4-5-0		0-0-0		1-2-0		AWAY		0-0-0		3-3-0		0-0-0											
0-0-0		0-0-0		0-0-0		NEUTRAL		0-0-0		0-0-0		0-0-0											
RPI	S	Opponent		Score		RPI	S	Opponent		Score		RPI	S	Opponent		Score		RPI	S	Opponent		Score	
9	A	East Carolina		3	2	30	H	DBU		7	30	70	H	San Diego St.		9	5	116	A	Pacific		3	5
19	A	LSU		5	17	30	H	DBU		5	6							116	A	Pacific		6	2
						30	H	DBU		3	4							117	H	UNLV		6	9
						33	A	Nebraska		3	12							117	H	UNLV		11	5
						33	A	Nebraska		6	7							117	H	UNLV		1	7
						48	A	Fresno St.		4	3							137	A	San Jose St.		5	3
						48	A	Fresno St.		7	13							137	A	San Jose St.		1	4
						48	A	Fresno St.		5	9							137	A	San Jose St.		2	3
						48	H	Fresno St.		2	5							140	A	Nevada		3	4
						48	H	Fresno St.		0	6							140	A	Nevada		4	1
																		140	A	Nevada		8	2
																		146	N	La.-Monroe		1	0
																		161	N	Navy		1	2
																		161	N	Navy		7	2
																		161	N	Navy		6	4
																		198	N	Southern U.		13	0
																		209	N	Army West Point		2	17
																		283	H	Utah Valley		16	15
																		283	H	Utah Valley		12	9
																		289	A	Northern Colo.		4	5
																		289	H	Northern Colo.		6	0
																		289	H	Northern Colo.		9	6
LAST 10 GAMES																							
						48	A	Fresno St.		4	3	48	A	Fresno St.		5	9						
						48	H	Fresno St.		2	5	48	A	Fresno St.		7	13						
						289	H	Northern Colo.		6	0	48	H	Fresno St.		0	6						
						161	N	Navy		7	2	283	H	Utah Valley		12	9						
						161	N	Navy		6	4	283	H	Utah Valley		16	15						

Non-Div. I Games:

Air Force



P  
o  
r  
t  
l  
a  
n  
d

Portland



Average RPI Win: 190		WON-LOST	WINNING	LAST 10	STRENGTH OF		OPP. STRENGTH	TEAM	ADJ	CONF.	ADJ CONF.
Average RPI Loss: 185		RECORD	PCT. RANK	GAMES	SCHEDULE		OF SCHEDULE	RPI	RPI	RPI	RPI
DIV. I ONLY		18-9-0	.66667	39	6-4-0		236	209	125	.51265	125
DIV. I NON-CONF.		10-5-0	.66667	60	1-1-0		176	221	66	.54873	65
TOTALS		RPI 1-25	RPI 26-50		W-L RECORDS		RPI 51-100		RPI 101-150		RPI 150+
18-9-0	0-0-0	0-0-0		OVERALL		0-0-0		2-2-0		16-7-0	
7-3-0	0-0-0	0-0-0		HOME		0-0-0		0-0-0		7-3-0	
7-4-0	0-0-0	0-0-0		AWAY		0-0-0		2-1-0		5-3-0	
4-2-0	0-0-0	0-0-0		NEUTRAL		0-0-0		0-1-0		4-1-0	
10-5-0	0-0-0	0-0-0		NON-CONFERENCE		0-0-0		0-1-0		10-4-0	
1-0-0	0-0-0	0-0-0		HOME		0-0-0		0-0-0		1-0-0	
5-3-0	0-0-0	0-0-		AWAY		0-0-0		0-0-0		5-3-0	
4-2-0	0-0-0	0-0-0		NEUTRAL		0-0-0		0-1-0		4-1-0	
8-4-0	0-0-0	0-0-0		CONFERENCE		0-0-0		2-1-0		6-3-0	
6-3-0	0-0-0	0-0-0		HOME		0-0-0		0-0-0		6-3-0	
2-1-0	0-0-0	0-0-0		AWAY		0-0-0		2-1-0		0-0-0	
0-0-0	0-0-0	0-0-0		NEUTRAL		0-0-0		0-0-0		0-0-0	
RPI S	Opponent	Score	RPI S	Opponent	Score	RPI S	Opponent	Score	RPI S	Opponent	Score
									139 N	Massachusetts	9 10
									148 A	Penn	12 16
									148 A	Penn	12 9
									148 A	Penn	8 6
									156 A	Radford	9 2
									156 A	Radford	7 13
									156 A	Radford	7 6
									156 A	Radford	5 4
									171 N	Rutgers	7 6
									177 N	Northeastern	4 3
									183 A	Wofford	6 1
									183 A	Wofford	5 6
									183 A	Wofford	0 8
									183 A	Wofford	5 4
									195 H	Yale	3 0
									195 H	Yale	7 8
									195 H	Yale	10 8
									199 H	Holy Cross	7 6
									202 N	Seton Hall	4 7
									202 N	Seton Hall	6 2
									210 H	Cornell	7 1
									210 H	Cornell	8 6
									210 H	Cornell	0 2
									233 N	Saint Joseph's	5 3
									249 H	Princeton	5 3
									249 H	Princeton	12 0
									249 H	Princeton	9 16
LAST 10 GAMES			LAST 10 GAMES			LAST 10 GAMES			LAST 10 GAMES		
			249 H	Princeton	12 0				210 H	Cornell	7 1
			148 A	Penn	12 16				249 H	Princeton	9 16
			195 H	Yale	3 0				139 N	Massachusetts	9 10
			156 A	Radford	9 2				210 H	Cornell	0 2
			183 A	Wofford	5 4				210 H	Cornell	8 6

Non-Div. I Games:

Harvard



Average RPI Win: 147		WON-LOST RECORD	WINNING PCT. RANK	LAST 10 GAMES	STRENGTH OF SCHEDULE	OPP. STRENGTH OF SCHEDULE	TEAM RPI	ADJ RPI	CONF. RPI	ADJ CONF. RPI	
Average RPI Loss: 99											
DIV. I ONLY		19-18-0	.51351 142	4-6-0	137	80	126	.51179 126	12	12	
DIV. I NON-CONF.		11-8-0	.57895 111	1-1-0	132	34	76	.53967 76	13	13	
TOTALS		RPI 1-25	RPI 26-50		W-L RECORDS		RPI 51-100		RPI 101-150		RPI 150+
19-18-0	1-1-0		2-3-0		OVERALL		1-7-0		3-2-0		12-5-0
10-10-0	0-1-0		1-2-0		HOME		0-4-0		0-1-0		9-2-0
9-8-0	1-0-0		1-1-0		AWAY		1-3-0		3-1-0		3-3-0
0-0-0	0-0-0		0-0-0		NEUTRAL		0-0-0		0-0-0		0-0-0
11-8-0	1-1-0		2-3-0		NON-CONFERENCE		0-1-0		3-2-0		5-1-0
4-4-0	0-1-0		1-2-0		HOME		0-0-0		0-1-0		3-0-0
7-4-0	1-0-0		1-0-		AWAY		0-1-0		3-1-0		2-1-0
0-0-0	0-0-0		0-0-0		NEUTRAL		0-0-0		0-0-0		0-0-0
8-10-0	0-0-0		0-0-0		CONFERENCE		1-6-0		0-0-0		7-4-0
6-6-0	0-0-0		0-0-0		HOME		0-4-0		0-0-0		6-2-0
2-4-0	0-0-0		0-0-0		AWAY		1-2-0		0-0-0		1-2-0
0-0-0	0-0-0		0-0-0		NEUTRAL		0-0-0		0-0-0		0-0-0
RPI S	Opponent	Score	RPI S	Opponent	Score	RPI S	Opponent	Score	RPI S	Opponent	Score
16 H	Creighton	7 11	38 A	Louisiana Tech	4 10	51 A	Sam Houston St.	4 5	106 A	Louisiana	6 3
19 A	LSU	2 0	42 A	Houston	13 5	51 A	Sam Houston St.	4 3	106 H	Louisiana	10 16
			42 H	Houston	1 0	51 A	Sam Houston St.	3 6	146 A	La.-Monroe	13 12
			45 H	Texas St.	10 18	78 A	Tulane	3 9	146 A	La.-Monroe	10 2
			45 H	Texas St.	3 5	82 H	Incarnate Word	5 6	146 A	La.-Monroe	5 10
						82 H	Incarnate Word	1 4	152 A	UTSA	2 5
						82 H	Incarnate Word	6 8	152 A	UTSA	16 5
						92 H	Southeastern La.	3 12	152 A	UTSA	12 3
									167 H	New Orleans	2 1
									167 H	New Orleans	0 2
									167 H	New Orleans	16 4
									168 H	Nicholls St.	7 6
									168 H	Nicholls St.	5 4
									173 A	Central Ark.	2 4
									173 A	Central Ark.	1 5
									173 A	Central Ark.	2 1
									199 H	Holy Cross	13 0
									199 H	Holy Cross	4 1
									205 H	Lamar University	1 2
									205 H	Lamar University	6 1
									205 H	Lamar University	6 4
									294 H	Alcorn	8 1
			LAST 10 GAMES								
			173 A	Central Ark.	2 1	106 A	Louisiana	6 3			
			92 H	Southeastern La.	3 12	173 A	Central Ark.	1 5			
			167 H	New Orleans	2 1	173 A	Central Ark.	2 4			
			167 H	New Orleans	16 4	38 A	Louisiana Tech	4 10			
			167 H	New Orleans	0 2	51 A	Sam Houston St.	3 6			

Non-Div. I Games:

McNeese



Average RPI Win:	163	WON-LOST RECORD	WINNING PCT. RANK	LAST 10 GAMES	STRENGTH OF SCHEDULE	OPP. STRENGTH OF SCHEDULE	TEAM RPI	ADJ RPI	CONF. RPI	ADJ CONF. RPI					
DIV. I ONLY		16-17-0	.48485	163	5-5-0	86	171	128	.51021	127	16	16			
DIV. I NON-CONF.		11-9-0	.55	128	1-1-0	149	143	149	.50091	149	18	18			
<hr/>															
TOTALS	RPI 1-25	RPI 26-50		W-L RECORDS		RPI 51-100		RPI 101-150		RPI 150+					
16-17-0	0-1-0	1-1-0		OVERALL		4-5-0		1-4-0		10-6-0					
8-8-0	0-0-0	1-1-0		HOME		2-3-0		1-0-0		4-4-0					
6-7-0	0-1-0	0-0-0		AWAY		2-1-0		0-3-0		4-2-0					
2-2-0	0-0-0	0-0-0		NEUTRAL		0-1-0		0-1-0		2-0-0					
<hr/>															
11-9-0	0-1-0	1-1-0		NON-CONFERENCE		2-4-0		1-1-0		7-2-0					
7-5-0	0-0-0	1-1-0		HOME		2-3-0		1-0-0		3-1-0					
2-2-0	0-1-0	0-0-		AWAY		0-0-0		0-0-0		2-1-0					
2-2-0	0-0-0	0-0-0		NEUTRAL		0-1-0		0-1-0		2-0-0					
<hr/>															
5-8-0	0-0-0	0-0-0		CONFERENCE		2-1-0		0-3-0		3-4-0					
1-3-0	0-0-0	0-0-0		HOME		0-0-0		0-0-0		1-3-0					
4-5-0	0-0-0	0-0-0		AWAY		2-1-0		0-3-0		2-1-0					
0-0-0	0-0-0	0-0-0		NEUTRAL		0-0-0		0-0-0		0-0-0					
<hr/>															
RPI	S	Opponent	Score	RPI	S	Opponent	Score	RPI	S	Opponent	Score	RPI	S	Opponent	Score
9	A	East Carolina	6 12	46	H	Indiana St.	10 9	85	N	Wright St.	3 5	103	A	ETSU	3 10
				46	H	Indiana St.	4 8	88	H	St. John's (NY)	2 5	103	A	ETSU	4 5
								88	H	St. John's (NY)	13 4	103	A	ETSU	9 10
								95	A	UNC Greensboro	24 4	118	N	Utah	0 14
								95	A	UNC Greensboro	5 7	119	H	Notre Dame	16 9
								95	A	UNC Greensboro	2 1	155	A	Gardner-Webb	4 3
								100	H	Elon	2 6	155	H	Gardner-Webb	4 5
								100	H	Elon	5 2	163	H	Furman	4 9
								100	H	Elon	11 12	164	N	Ohio St.	8 5
												165	A	Marshall	9 10
												183	H	Wofford	5 20
												183	H	Wofford	4 7
												183	H	Wofford	4 3
												188	N	Michigan St.	6 4
												194	A	Mercer	4 3
												194	A	Mercer	11 7
												194	A	Mercer	2 6
												235	A	UNC Asheville	16 4
												248	H	Oakland	21 9
												248	H	Oakland	12 2
												248	H	Oakland	9 8
<hr/>															
LAST 10 GAMES															
				194	A	Mercer	2 6	163	H	Furman	4 9				
				194	A	Mercer	11 7	194	A	Mercer	4 3				
				188	N	Michigan St.	6 4	155	A	Gardner-Webb	4 3				
				248	H	Oakland	9 8	183	H	Wofford	4 7				
				248	H	Oakland	12 2	183	H	Wofford	4 3				

**Non-Div. I Games:**

Western Caro.



Average RPI Win:		195	WON-LOST RECORD		WINNING PCT. RANK		LAST 10 GAMES		STRENGTH OF SCHEDULE		OPP. STRENGTH OF SCHEDULE		TEAM RPI		ADJ RPI		CONF. RPI		ADJ CONF. RPI				
DIV. I ONLY			19-19-0		.5 145		8-2-0		140		129		129		.50967 128		21		21				
DIV. I NON-CONF.			8-14-0		.36364 212		1-2-0		110		93		168		.49009 168		21		21				
TOTALS		RPI 1-25		RPI 26-50		W-L RECORDS		RPI 51-100		RPI 101-150		RPI 150+											
19-19-0		0-3-0		1-2-0		OVERALL		0-4-0		0-3-0		18-7-0											
13-3-0		0-0-0		0-0-0		HOME		0-0-0		0-0-0		13-3-0											
6-13-0		0-3-0		1-2-0		AWAY		0-4-0		0-0-0		5-4-0											
0-3-0		0-0-0		0-0-0		NEUTRAL		0-0-0		0-3-0		0-0-0											
8-14-0		0-3-0		1-2-0		NON-CONFERENCE		0-1-0		0-3-0		7-5-0											
5-1-0		0-0-0		0-0-0		HOME		0-0-0		0-0-0		5-1-0											
3-10-0		0-3-0		1-0-		AWAY		0-1-0		0-0-0		2-4-0											
0-3-0		0-0-0		0-0-0		NEUTRAL		0-0-0		0-3-0		0-0-0											
11-5-0		0-0-0		0-0-0		CONFERENCE		0-3-0		0-0-0		11-2-0											
8-2-0		0-0-0		0-0-0		HOME		0-0-0		0-0-0		8-2-0											
3-3-0		0-0-0		0-0-0		AWAY		0-3-0		0-0-0		3-0-0											
0-0-0		0-0-0		0-0-0		NEUTRAL		0-0-0		0-0-0		0-0-0											
RPI	S	Opponent		Score		RPI	S	Opponent		Score		RPI	S	Opponent		Score							
6	A	Georgia		0	17	41	A	Alabama		2	7	61	A	Campbell		3	5	120	N	Marist		10	14
6	A	Georgia		1	8	41	A	Alabama		4	9	61	A	Campbell		2	3	120	N	Marist		4	9
6	A	Georgia		6	7	41	A	Alabama		4	1	61	A	Campbell		4	11	120	N	Marist		5	7
												62	A	Ga. Southern		5	10	155	H	Gardner-Webb		6	5
																		155	H	Gardner-Webb		11	6
																		155	H	Gardner-Webb		4	5
																		156	H	Radford		3	9
																		156	H	Radford		1	0
																		156	H	Radford		7	1
																		160	H	High Point		6	1
																		176	A	Davidson		1	4
																		176	A	Davidson		8	10
																		183	A	Wofford		7	6
																		183	H	Wofford		5	4
																		183	H	Wofford		5	4
																		215	H	Brown		5	4
																		215	H	Brown		3	4
																		215	H	Brown		5	4
																		218	A	Kennesaw St.		5	13
																		218	A	Kennesaw St.		3	7
																		235	H	UNC Asheville		4	2
																		235	H	UNC Asheville		7	2
																		235	H	UNC Asheville		6	2
																		239	A	N.C. Central		9	3
																		239	H	N.C. Central		6	5
																		240	A	USC Upstate		4	3
																		240	A	USC Upstate		8	0
												</											



Presbyterian



Average RPI Win:		231	WON-LOST RECORD		WINNING PCT. RANK		LAST 10 GAMES		STRENGTH OF SCHEDULE		OPP. STRENGTH OF SCHEDULE		TEAM RPI		ADJ RPI		CONF. RPI		ADJ CONF. RPI					
DIV. I ONLY			16-20-0		.44444		185		3-7-0		101		259		127		.50941		129		20		20	
DIV. I NON-CONF.			7-9-0		.4375		179		1-1-0		39		266		77		.53749		81		22		22	
TOTALS		RPI 1-25		RPI 26-50		W-L RECORDS		RPI 51-100		RPI 101-150		RPI 150+												
16-20-0		0-3-0		0-1-0		OVERALL		0-0-0		0-2-0		16-14-0												
4-4-0		0-0-0		0-0-0		HOME		0-0-0		0-0-0		4-4-0												
12-16-0		0-3-0		0-1-0		AWAY		0-0-0		0-2-0		12-10-0												
0-0-0		0-0-0		0-0-0		NEUTRAL		0-0-0		0-0-0		0-0-0												
7-9-0		0-3-0		0-1-0		NON-CONFERENCE		0-0-0		0-0-0		7-5-0												
1-1-0		0-0-0		0-0-0		HOME		0-0-0		0-0-0		1-1-0												
6-8-0		0-3-0		0-0-		AWAY		0-0-0		0-0-0		6-4-0												
0-0-0		0-0-0		0-0-0		NEUTRAL		0-0-0		0-0-0		0-0-0												
9-11-0		0-0-0		0-0-0		CONFERENCE		0-0-0		0-2-0		9-9-0												
3-3-0		0-0-0		0-0-0		HOME		0-0-0		0-0-0		3-3-0												
6-8-0		0-0-0		0-0-0		AWAY		0-0-0		0-2-0		6-6-0												
0-0-0		0-0-0		0-0-0		NEUTRAL		0-0-0		0-0-0		0-0-0												
RPI	S	Opponent		Score		RPI	S	Opponent		Score		RPI	S	Opponent		Score								
7	A	Arkansas		7	15	44	A	Illinois St.		0	3	105	A	Morehead St.		8	11							
7	A	Arkansas		2	3							105	A	Morehead St.		8	10							
7	A	Arkansas		3	12							157	H	Southern Ill.		8	9							
												162	A	Jacksonville St.		5	12							
												162	A	Jacksonville St.		5	6							
												162	A	Jacksonville St.		5	4							
												178	A	Western Ky.		9	10							
												178	A	Western Ky.		8	1							
												178	A	Western Ky.		4	5							
												180	A	Murray St.		8	3							
												180	A	Murray St.		1	3							
												180	A	Murray St.		6	14							
												184	H	Eastern Ky.		10	9							
												184	H	Eastern Ky.		3	7							
												184	H	Eastern Ky.		3	4							
												198	A	Southern U.		6	1							
												198	A	Southern U.		4	2							
												198	A	Southern U.		8	10							
												198	A	Southern U.		3	5							
												211	A	Belmont		9	6							
												211	A	Belmont		1	5							
												211	A	Belmont		7	9							
												245	A	Butler		2	0							
												257	A	Alabama St.		9	4							
												257	A	Alabama St.		15	6							
												262	H	Chicago St.		6	3							
												271	H	Southeast Mo. St.		9	10							
Non-Div. I Games:		Robert Morris (IL)		10	14	Lindenwood (IL)		5	2	Illinois Col.		11	1	Eastern Ill.										



RPI	S	Opponent	Score	
271	H	Southeast Mo. St.	9	6
271	H	Southeast Mo. St.	1	0
276	A	Tennessee Tech	15	5
276	A	Tennessee Tech	13	12
276	A	Tennessee Tech	13	2

Eastern Ill.

E  
a  
s  
t  
e  
r  
n  
I  
l  
l  
.

E  
a  
s  
t  
e  
r  
n  
I  
l  
l  
.



Average RPI Win: 197		WON-LOST	WINNING	LAST 10	STRENGTH OF	OPP. STRENGTH	TEAM	ADJ	CONF.	ADJ CONF.													
Average RPI Loss: 127		RECORD	PCT. RANK	GAMES	SCHEDULE	OF SCHEDULE	RPI	RPI	RPI	RPI													
DIV. I ONLY		25-13-0	.65789	44	6-4-0	227	123	130	.50925	130	14	14											
DIV. I NON-CONF.		18-10-0	.64286	75	0-3-0	268	107	179	.48251	179	17	17											
<hr/>																							
TOTALS		RPI 1-25		RPI 26-50		W-L RECORDS		RPI 51-100		RPI 101-150		RPI 150+											
25-13-0		1-4-0		0-0-0		OVERALL		2-2-0		2-1-0		20-6-0											
20-6-0		0-1-0		0-0-0		HOME		1-0-0		1-0-0		18-5-0											
5-7-0		1-3-0		0-0-0		AWAY		1-2-0		1-1-0		2-1-0											
0-0-0		0-0-0		0-0-0		NEUTRAL		0-0-0		0-0-0		0-0-0											
18-10-0		1-4-0		0-0-0		NON-CONFERENCE		0-0-0		2-1-0		15-5-0											
16-6-0		0-1-0		0-0-0		HOME		0-0-0		1-0-0		15-5-0											
2-4-0		1-3-0		0-0-		AWAY		0-0-0		1-1-0		0-0-0											
0-0-0		0-0-0		0-0-0		NEUTRAL		0-0-0		0-0-0		0-0-0											
7-3-0		0-0-0		0-0-0		CONFERENCE		2-2-0		0-0-0		5-1-0											
4-0-0		0-0-0		0-0-0		HOME		1-0-0		0-0-0		3-0-0											
3-3-0		0-0-0		0-0-0		AWAY		1-2-0		0-0-0		2-1-0											
0-0-0		0-0-0		0-0-0		NEUTRAL		0-0-0		0-0-0		0-0-0											
RPI	S	Opponent		Score		RPI	S	Opponent		Score		RPI	S	Opponent		Score							
18	A	Miami (FL)		9	13					91	A	North Florida		4	7	131	A	South Fla.		4	15		
18	A	Miami (FL)		4	13					91	A	North Florida		5	2	142	A	FIU		11	6		
18	H	Miami (FL)		1	10					91	A	North Florida		8	14	142	H	FIU		3	0		
22	A	Florida		7	2					97	H	Jacksonville		12	1	164	H	Ohio St.		0	2		
22	A	Florida		0	15											171	H	Rutgers		1	4		
																171	H	Rutgers		4	1		
																171	H	Rutgers		11	3		
																190	H	Lipscomb		5	3		
																190	H	Lipscomb		6	2		
																190	H	Lipscomb		10	9		
																208	H	Quinnipiac		6	5		
																208	H	Quinnipiac		9	8		
																208	H	Quinnipiac		4	9		
																218	A	Kennesaw St.		6	4		
																218	A	Kennesaw St.		0	4		
																218	A	Kennesaw St.		8	4		
																221	H	LIU Brooklyn		10	1		
																221	H	LIU Brooklyn		9	1		
																221	H	LIU Brooklyn		10	0		
																231	H	Siena		17	6		
																231	H	Siena		8	0		
																231	H	Siena		18	8		
																231	H	Siena		1	2		
																264	H	Bethune-Cookman		3	6		
																264	H	Bethune-Cookman		23	3		
																264	H	Bethune-Cookman		12	5		
																265	H	Towson		5	2		
<hr/>																							
LAST 10 GAMES																							
						218	A	Kennesaw St.		0	4	218	A	Kennesaw St.		8	4						
						218	A	Kennesaw St.		6	4	18	H	Miami (FL)		1	10	264	H	Bethune-Cookman			
						231	H	Siena		18	8	18	A	Miami (FL)		9	13	264	H	Bethune-Cookman			
						97	H	Jacksonville		12	1	190	H	Lipscomb		6	2	264	H	Bethune-Cookman			
						18	A	Miami (FL)		4	13	190	H	Lipscomb		10	9	265	H	Towson			

Non-Div. I Games:

FGCU



RPI	S	Opponent	Score	
265	H	Towson	6	3
265	H	Towson	20	3

FGCU

F  
G  
C  
U

F  
G  
C  
U



Average RPI Win: 183		WON-LOST RECORD		WINNING PCT. RANK		LAST 10 GAMES		STRENGTH OF SCHEDULE		OPP. STRENGTH OF SCHEDULE		TEAM RPI		ADJ RPI		CONF. RPI		ADJ CONF. RPI	
DIV. I ONLY		16-20-0		.44444 185		4-6-0		32		160		131		.50884 131		5		5	
DIV. I NON-CONF.		14-10-0		.58333 107		3-1-0		49		250		90		.5305 90		5		5	
TOTALS		RPI 1-25		RPI 26-50		W-L RECORDS		RPI 51-100		RPI 101-150		RPI 150+							
16-20-0		1-6-0		0-0-0		OVERALL		2-10-0		4-3-0		9-1-0							
14-9-0		1-3-0		0-0-0		HOME		1-3-0		4-3-0		8-0-0							
2-11-0		0-3-0		0-0-0		AWAY		1-7-0		0-0-0		1-1-0							
0-0-0		0-0-0		0-0-0		NEUTRAL		0-0-0		0-0-0		0-0-0							
14-10-0		1-3-0		0-0-0		NON-CONFERENCE		1-5-0		3-1-0		9-1-0							
13-4-0		1-0-0		0-0-0		HOME		1-3-0		3-1-0		8-0-0							
1-6-0		0-3-0		0-0-		AWAY		0-2-0		0-0-0		1-1-0							
0-0-0		0-0-0		0-0-0		NEUTRAL		0-0-0		0-0-0		0-0-0							
2-10-0		0-3-0		0-0-0		CONFERENCE		1-5-0		1-2-0		0-0-0							
1-5-0		0-3-0		0-0-0		HOME		0-0-0		1-2-0		0-0-0							
1-5-0		0-0-0		0-0-0		AWAY		1-5-0		0-0-0		0-0-0							
0-0-0		0-0-0		0-0-0		NEUTRAL		0-0-0		0-0-0		0-0-0							
RPI	S	Opponent		Score		RPI	S	Opponent		Score		RPI	S	Opponent		Score			
9	H	East Carolina		0 4								113	H	Cincinnati		4 2			
9	H	East Carolina		1 5								113	H	Cincinnati		1 4			
9	H	East Carolina		7 13								113	H	Cincinnati		5 6			
20	A	North Carolina		2 3								130	H	FGCU		15 4			
20	A	North Carolina		3 5								134	H	Samford		3 7			
20	A	North Carolina		1 2								134	H	Samford		4 1			
22	H	Florida		6 1								134	H	Samford		7 4			
												225	A	Stetson		9 10			
												237	H	Dartmouth		4 1			
												237	H	Dartmouth		7 3			
												237	H	Dartmouth		16 1			
												246	H	Western Mich.		10 9			
												246	H	Western Mich.		7 6			
												246	H	Western Mich.		9 6			
												264	A	Bethune-Cookman		7 4			
												264	H	Bethune-Cookman		12 2			
												278	H	The Citadel		9 1			
LAST 10 GAMES																			
278	H	The Citadel		9 1		264	H	Bethune-Cookman		12 2									
91	H	North Florida		3 5		72	A	UCF		6 3									
78	A	Tulane		4 6		72	A	UCF		0 5									
78	A	Tulane		11 20		72	A	UCF		1 4									
78	A	Tulane		2 9		130	H	FGCU		15 4									

Non-Div. I Games:

South Fla.



Average RPI Win:		141	WON-LOST RECORD		WINNING PCT. RANK		LAST 10 GAMES		STRENGTH OF SCHEDULE		OPP. STRENGTH OF SCHEDULE		TEAM RPI		ADJ RPI		CONF. RPI		ADJ CONF. RPI				
DIV. I ONLY			18-18-0		.5	145	4-6-0		106		95		132		.50875		132	23		23			
DIV. I NON-CONF.			12-11-0		.52174	141	1-1-0		119		3		118		.51569		118	24		24			
TOTALS		RPI 1-25		RPI 26-50			W-L RECORDS			RPI 51-100			RPI 101-150			RPI 150+							
18-18-0		0-1-0		0-3-0			OVERALL			8-8-0			5-5-0			5-1-0							
10-12-0		0-1-0		0-3-0			HOME			5-4-0			3-3-0			2-1-0							
8-5-0		0-0-0		0-0-0			AWAY			3-3-0			2-2-0			3-0-0							
0-1-0		0-0-0		0-0-0			NEUTRAL			0-1-0			0-0-0			0-0-0							
12-11-0		0-1-0		0-3-0			NON-CONFERENCE			7-6-0			4-0-0			1-1-0							
8-7-0		0-1-0		0-3-0			HOME			4-2-0			3-0-0			1-1-0							
4-3-0		0-0-0		0-0-			AWAY			3-3-0			1-0-0			0-0-0							
0-1-0		0-0-0		0-0-0			NEUTRAL			0-1-0			0-0-0			0-0-0							
6-7-0		0-0-0		0-0-0			CONFERENCE			1-2-0			1-5-0			4-0-0							
2-5-0		0-0-0		0-0-0			HOME			1-2-0			0-3-0			1-0-0							
4-2-0		0-0-0		0-0-0			AWAY			0-0-0			1-2-0			3-0-0							
0-0-0		0-0-0		0-0-0			NEUTRAL			0-0-0			0-0-0			0-0-0							
RPI	S	Opponent		Score		RPI	S	Opponent		Score		RPI	S	Opponent		Score		RPI	S	Opponent		Score	
10	H	Stanford		4	14	30	H	Illinois		3	6	71	A	TCU		4	1	114	H	UTRGV		5	8
						30	H	Illinois		2	9	71	A	TCU		9	17	114	H	UTRGV		2	3
						30	H	Illinois		2	5	71	A	TCU		5	6	114	H	UTRGV		7	9
												75	H	Xavier		3	7	117	H	UNLV		11	5
												75	H	Xavier		25	18	118	H	Utah		11	2
												75	H	Xavier		7	2	140	A	Nevada		8	2
												75	H	Xavier		6	0	140	H	Nevada		3	2
												81	A	Southern California		1	7	143	A	New Mexico St.		4	9
												81	A	Southern California		7	3	143	A	New Mexico St.		7	4
												81	A	Southern California		4	2	143	A	New Mexico St.		2	9
												84	H	Wichita St.		9	1	154	H	Ball St.		12	2
												84	N	Wichita St.		7	8	189	H	UC Riverside		3	5
												89	H	Arizona		13	14	242	H	Seattle U		14	4
												96	H	California Baptist		3	0	283	A	Utah Valley		11	4
												96	H	California Baptist		0	8	283	A	Utah Valley		9	4
												96	H	California Baptist		1	4	283	A	Utah Valley		14	4
LAST 10 GAMES																							
						242	H	Seattle U		14	4	143	A	New Mexico St.		2	9						
						114	H	UTRGV		7	9	143	A	New Mexico St.		4	9						
						114	H	UTRGV		5	8	143	A	New Mexico St.		7	4						
						114	H	UTRGV		2	3	117	H	UNLV		11	5						
						89	H	Arizona		13	14	283	A	Utah Valley		14	4						

Non-Div. I Games:

Grand Canyon



Average RPI Win:		193	WON-LOST RECORD		WINNING PCT. RANK		LAST 10 GAMES		STRENGTH OF SCHEDULE		OPP. STRENGTH OF SCHEDULE		TEAM RPI		ADJ RPI		CONF. RPI		ADJ CONF. RPI		
Average RPI Loss:		134																			
DIV. I ONLY			19-16-0		.54286 124		6-4-0		126		217		133		.5085 133		20		20		
DIV. I NON-CONF.			8-8-0		.5 145		2-1-0		96		126		128		.51 128		22		22		
TOTALS		RPI 1-25		RPI 26-50		W-L RECORDS		RPI 51-100		RPI 101-150		RPI 150+									
19-16-0		1-0-0		1-5-0		OVERALL		0-1-0		2-1-0		15-9-0									
13-7-0		0-0-0		1-3-0		HOME		0-1-0		2-1-0		10-2-0									
6-9-0		1-0-0		0-2-0		AWAY		0-0-0		0-0-0		5-7-0									
0-0-0		0-0-0		0-0-0		NEUTRAL		0-0-0		0-0-0		0-0-0									
8-8-0		1-0-0		1-5-0		NON-CONFERENCE		0-1-0		0-0-0		6-2-0									
6-4-0		0-0-0		1-3-0		HOME		0-1-0		0-0-0		5-0-0									
2-4-0		1-0-0		0-0-		AWAY		0-0-0		0-0-0		1-2-0									
0-0-0		0-0-0		0-0-0		NEUTRAL		0-0-0		0-0-0		0-0-0									
11-8-0		0-0-0		0-0-0		CONFERENCE		0-0-0		2-1-0		9-7-0									
7-3-0		0-0-0		0-0-0		HOME		0-0-0		2-1-0		5-2-0									
4-5-0		0-0-0		0-0-0		AWAY		0-0-0		0-0-0		4-5-0									
0-0-0		0-0-0		0-0-0		NEUTRAL		0-0-0		0-0-0		0-0-0									
RPI	S	Opponent		Score		RPI	S	Opponent		Score		RPI	S	Opponent		Score					
2	A	Vanderbilt		7 6		37	H	Evansville		10 2		87	H	Bradley		3 5		105	H	Morehead St. 3 4	
						39	H	Kentucky		5 12								105	H	Morehead St. 9 1	
						39	H	Kentucky		4 8								105	H	Morehead St. 7 6	
						39	H	Kentucky		1 11								157	A	Southern Ill. 2 3	
						46	A	Indiana St.		2 3								157	H	Southern Ill. 12 9	
						46	A	Indiana St.		1 8								178	A	Western Ky. 5 3	
																		180	A	Murray St. 3 11	
																		180	A	Murray St. 0 4	
																		180	A	Murray St. 2 0	
																		180	H	Murray St. 3 8	
																		184	A	Eastern Ky. 3 11	
																		184	A	Eastern Ky. 3 9	
																		184	A	Eastern Ky. 8 1	
																		190	A	Lipscomb 8 9	
																		190	H	Lipscomb 12 11	
																		192	H	Middle Tenn. 10 3	
																		211	H	Belmont 14 2	
																		211	H	Belmont 11 3	
																		211	H	Belmont 3 11	
																		269	H	Northern Ill. 8 3	
																		269	H	Northern Ill. 15 3	
						LAST 10 GAMES															
						105	H	Morehead St.		7 6		269	H	Northern Ill.		15 3		271	A	Southeast Mo. St. 4 7	
						105	H	Morehead St.		9 1		157	H	Southern Ill.		12 9		271	A	Southeast Mo. St. 10 2	
						184	A	Eastern Ky.		3 11		105	H	Morehead St.		3 4		271	A	Southeast Mo. St. 4 2	
						184	A	Eastern Ky.		3 9		37	H	Evansville		10 2		276	H	Tennessee Tech 8 1	
						269	H	Northern Ill.		8 3		184	A	Eastern Ky.		8 1		276	H	Tennessee Tech 10 4	
																		276	H	Tennessee Tech 6 0	

Non-Div. I Games:

Austin Peay



Average RPI Win: 198		WON-LOST RECORD	WINNING PCT. RANK	LAST 10 GAMES	STRENGTH OF SCHEDULE	OPP. STRENGTH OF SCHEDULE	TEAM RPI	ADJ RPI	CONF. RPI	ADJ CONF. RPI							
Average RPI Loss: 124																	
DIV. I ONLY		27-11-0	.71053	24	8-2-0	273	78	134	.50842	134	16	16					
DIV. I NON-CONF.		18-10-0	.64286	75	4-2-0	257	44	145	.50246	145	18	18					
<hr/>																	
TOTALS		RPI 1-25		RPI 26-50		W-L RECORDS		RPI 51-100		RPI 101-150		RPI 150+					
27-11-0		0-2-0		0-1-0		OVERALL		3-1-0		2-2-0		22-5-0					
18-6-0		0-1-0		0-1-0		HOME		3-1-0		0-0-0		15-3-0					
9-5-0		0-1-0		0-0-0		AWAY		0-0-0		2-2-0		7-2-0					
0-0-0		0-0-0		0-0-0		NEUTRAL		0-0-0		0-0-0		0-0-0					
18-10-0		0-2-0		0-1-0		NON-CONFERENCE		2-1-0		2-2-0		14-4-0					
11-6-0		0-1-0		0-1-0		HOME		2-1-0		0-0-0		9-3-0					
7-4-0		0-1-0		0-0-		AWAY		0-0-0		2-2-0		5-1-0					
0-0-0		0-0-0		0-0-0		NEUTRAL		0-0-0		0-0-0		0-0-0					
9-1-0		0-0-0		0-0-0		CONFERENCE		1-0-0		0-0-0		8-1-0					
7-0-0		0-0-0		0-0-0		HOME		1-0-0		0-0-0		6-0-0					
2-1-0		0-0-0		0-0-0		AWAY		0-0-0		0-0-0		2-1-0					
0-0-0		0-0-0		0-0-0		NEUTRAL		0-0-0		0-0-0		0-0-0					
RPI	S	Opponent		Score		RPI	S	Opponent		Score		RPI	S	Opponent		Score	
2	A	Vanderbilt		6	11	41	H	Alabama		2	21	75	H	Xavier		10	7
12	H	Mississippi St.		4	6							75	H	Xavier		1	7
												75	H	Xavier		10	9
												95	H	UNC Greensboro		7	3
												102	A	Troy		15	5
												131	A	South Fla.		4	7
												131	A	South Fla.		7	3
												131	A	South Fla.		1	4
												153	A	UAB		0	9
												153	H	UAB		2	7
												162	A	Jacksonville St.		5	3
												163	H	Furman		3	0
												163	H	Furman		14	4
												163	H	Furman		8	4
												191	H	Maine		4	0
												191	H	Maine		4	6
												191	H	Maine		5	2
												217	A	Georgia St.		8	6
												217	A	Georgia St.		13	2
												217	A	Georgia St.		2	1
												218	H	Kennesaw St.		3	2
												218	H	Kennesaw St.		6	3
												218	H	Kennesaw St.		6	5
												224	H	UT Martin		6	3
												224	H	UT Martin		1	3
												224	H	UT Martin		14	4
												238	H	North Ala.		9	1
												254	A	VMI		4	5
												254	A	VMI		13	4
												254	A	VMI		4	0
												257	A	Alabama St.		10	5
<hr/>																	
LAST 10 GAMES																	
95	H	UNC Greensboro		7	3	41	H	Alabama		2	21	238	H	North Ala.		9	1
102	A	Troy		15	5	224	H	UT Martin		1	3	254	A	VMI		4	5
278	H	The Citadel		10	3	224	H	UT Martin		6	3	254	A	VMI		13	4
278	H	The Citadel		6	2	224	H	UT Martin		14	4	254	A	VMI		4	0
278	H	The Citadel		8	4	153	H	UAB		2	7	257	A	Alabama St.		10	5

Non-Div. I Games:

Samford



RPI	S	Opponent	Score	
257	H	Alabama St.	8	3
278	H	The Citadel	8	4
278	H	The Citadel	10	3
278	H	The Citadel	6	2

Samford

S  
a  
m  
f  
o  
r  
d

S  
a  
m  
f  
o  
r  
d



Average RPI Win: 217		WON-LOST	WINNING	LAST 10	STRENGTH OF		OPP. STRENGTH	TEAM	ADJ	CONF.	ADJ CONF.
Average RPI Loss: 151		RECORD	PCT. RANK	GAMES	SCHEDULE		OF SCHEDULE	RPI	RPI	RPI	RPI
DIV. I ONLY		24-10-0	.70588	27	7-3-0		286	199	135	.5073	135
DIV. I NON-CONF.		16-6-0	.72727	38	3-0-0		293	201	132	.5077	132
TOTALS		RPI 1-25	RPI 26-50		W-L RECORDS		RPI 51-100		RPI 101-150		RPI 150+
24-10-0		0-0-0	1-2-0		OVERALL		0-0-0		4-4-0		19-4-0
5-1-0		0-0-0	0-0-0		HOME		0-0-0		0-0-0		5-1-0
11-7-0		0-0-0	1-2-0		AWAY		0-0-0		4-4-0		6-1-0
8-2-0		0-0-0	0-0-0		NEUTRAL		0-0-0		0-0-0		8-2-0
16-6-0		0-0-0	1-2-0		NON-CONFERENCE		0-0-0		3-2-0		12-2-0
0-0-0		0-0-0	0-0-0		HOME		0-0-0		0-0-0		0-0-0
8-4-0		0-0-0	1-0-		AWAY		0-0-0		3-2-0		4-0-0
8-2-0		0-0-0	0-0-0		NEUTRAL		0-0-0		0-0-0		8-2-0
8-4-0		0-0-0	0-0-0		CONFERENCE		0-0-0		1-2-0		7-2-0
5-1-0		0-0-0	0-0-0		HOME		0-0-0		0-0-0		5-1-0
3-3-0		0-0-0	0-0-0		AWAY		0-0-0		1-2-0		2-1-0
0-0-0		0-0-0	0-0-0		NEUTRAL		0-0-0		0-0-0		0-0-0
RPI S	Opponent	Score	RPI S	Opponent	Score	RPI S	Opponent	Score	RPI S	Opponent	Score
			44 A	Illinois St.	2 7				102 A	Troy	2 3
			44 A	Illinois St.	4 5				102 A	Troy	6 7
			44 A	Illinois St.	11 2				102 A	Troy	5 2
									102 A	Troy	5 3
									119 A	Notre Dame	17 7
									145 A	Kent St.	7 4
									145 A	Kent St.	4 12
									145 A	Kent St.	4 10
									154 H	Ball St.	0 10
									154 H	Ball St.	5 0
									154 H	Ball St.	5 4
									188 A	Michigan St.	8 6
									205 A	Lamar University	4 2
									205 A	Lamar University	10 6
									222 N	Pittsburgh	4 3
									243 A	Ohio	5 3
									243 A	Ohio	6 2
									243 A	Ohio	11 12
									245 N	Butler	1 5
									248 A	Oakland	24 10
									251 N	Hofstra	24 7
									269 H	Northern Ill.	5 2
									269 H	Northern Ill.	14 10
									269 H	Northern Ill.	6 4
									287 N	Villanova	9 1
									287 N	Villanova	7 13
									292 N	Prairie View	15 2
LAST 10 GAMES			145 A	Kent St.	4 12	102 A	Troy	5 3	269 H	Northern Ill.	14 10
			145 A	Kent St.	7 4	44 A	Illinois St.	4 5	269 H	Northern Ill.	6 4
			188 A	Michigan St.	8 6	145 A	Kent St.	4 10	287 N	Villanova	9 1
			269 H	Northern Ill.	5 2	248 A	Oakland	24 10	287 N	Villanova	7 13
			269 H	Northern Ill.	6 4	154 H	Ball St.	0 10	292 N	Prairie View	15 2

Non-Div. I Games: Grand Valley St. 6 2 Cornerstone 10 5

Central Mich.



RPI	S	Opponent	Score	
292	N	Prairie View	12	3
297	N	Mt. St. Mary's	13	1
299	N	Saint Peter's	21	2
299	N	Saint Peter's	14	4

Central Mich.

C  
e  
n  
t  
r  
a  
l  
M  
i  
c  
h  
.

C  
e  
n  
t  
r  
a  
l  
M  
i  
c  
h  
.



Average RPI Win: 174		WON-LOST	WINNING	LAST 10	STRENGTH OF		OPP. STRENGTH	TEAM	ADJ	CONF.	ADJ CONF.
Average RPI Loss: 69		RECORD	PCT. RANK	GAMES	SCHEDULE		OF SCHEDULE	RPI	RPI	RPI	RPI
DIV. I ONLY		17-17-0	.5	145	6-4-0		113	118	136	.50691	136
DIV. I NON-CONF.		9-15-0	.375	208	0-2-0		50	101	166	.49373	165
TOTALS		RPI 1-25	RPI 26-50		W-L RECORDS		RPI 51-100		RPI 101-150		RPI 150+
17-17-0	0-0-0	1-6-0		OVERALL		3-10-0		0-0-0		13-1-0	
11-9-0	0-0-0	0-1-0		HOME		3-7-0		0-0-0		8-1-0	
6-8-0	0-0-0	1-5-0		AWAY		0-3-0		0-0-0		5-0-0	
0-0-0	0-0-0	0-0-0		NEUTRAL		0-0-0		0-0-0		0-0-0	
9-15-0	0-0-0	1-6-0		NON-CONFERENCE		2-8-0		0-0-0		6-1-0	
7-7-0	0-0-0	0-1-0		HOME		2-5-0		0-0-0		5-1-0	
2-8-0	0-0-0	1-0-		AWAY		0-3-0		0-0-0		1-0-0	
0-0-0	0-0-0	0-0-0		NEUTRAL		0-0-0		0-0-0		0-0-0	
8-2-0	0-0-0	0-0-0		CONFERENCE		1-2-0		0-0-0		7-0-0	
4-2-0	0-0-0	0-0-0		HOME		1-2-0		0-0-0		3-0-0	
4-0-0	0-0-0	0-0-0		AWAY		0-0-0		0-0-0		4-0-0	
0-0-0	0-0-0	0-0-0		NEUTRAL		0-0-0		0-0-0		0-0-0	
RPI S	Opponent	Score	RPI S	Opponent	Score	RPI S	Opponent	Score	RPI S	Opponent	Score
29 A	Baylor	0 3	29 A	Baylor	3 14	53 A	Washington	3 9	159 H	Columbia	13 6
29 A	Baylor	3 1	29 A	Baylor	3 1	53 A	Washington	7 11	159 H	Columbia	5 4
29 A	Baylor	3 1	29 A	Baylor	3 1	53 A	Washington	0 5	159 H	Columbia	3 2
40 A	Oklahoma	2 5	40 A	Oklahoma	2 5	64 H	California	3 5	159 H	Columbia	2 1
40 A	Oklahoma	3 9	40 A	Oklahoma	3 9	64 H	California	4 5	207 H	CSUN	3 1
40 A	Oklahoma	1 4	40 A	Oklahoma	1 4	64 H	California	2 10	207 H	CSUN	4 2
48 H	Fresno St.	6 16	48 H	Fresno St.	6 16	73 H	Saint Mary's (CA)	2 8	207 H	CSUN	2 1
						73 H	Saint Mary's (CA)	6 2	219 A	Long Beach St.	4 2
						73 H	Saint Mary's (CA)	1 7	230 A	CSU Bakersfield	7 1
						73 H	Saint Mary's (CA)	8 3	230 H	CSU Bakersfield	2 0
						80 H	Cal St. Fullerton	5 3	253 A	UC Davis	5 1
						80 H	Cal St. Fullerton	6 16	253 A	UC Davis	8 5
						80 H	Cal St. Fullerton	2 16	253 A	UC Davis	6 5
									282 H	Santa Clara	6 7
LAST 10 GAMES											
73 H	Saint Mary's (CA)	1 7	253 A	UC Davis	5 1						
159 H	Columbia	13 6	48 H	Fresno St.	6 16						
219 A	Long Beach St.	4 2	80 H	Cal St. Fullerton	6 16						
253 A	UC Davis	6 5	80 H	Cal St. Fullerton	5 3						
253 A	UC Davis	8 5	80 H	Cal St. Fullerton	2 16						

Non-Div. I Games:

Cal Poly



Average RPI Win: 158		WON-LOST	WINNING	LAST 10	STRENGTH OF		OPP. STRENGTH	TEAM	ADJ	CONF.	ADJ CONF.
Average RPI Loss: 106		RECORD	PCT. RANK	GAMES	SCHEDULE		OF SCHEDULE	RPI	RPI	RPI	RPI
DIV. I ONLY		18-20-0	.47368	168	4-6-0		139	113	137	.50681	137
DIV. I NON-CONF.		6-13-0	.31579	230	0-3-0		211	148	237	.4494	236
TOTALS		RPI 1-25	RPI 26-50		W-L RECORDS		RPI 51-100		RPI 101-150		RPI 150+
18-20-0	0-0-0	2-2-0		OVERALL		1-9-0		6-6-0		9-3-0	
11-5-0	0-0-0	0-1-0		HOME		1-0-0		5-3-0		5-1-0	
7-15-0	0-0-0	2-1-0		AWAY		0-9-0		1-3-0		4-2-0	
0-0-0	0-0-0	0-0-0		NEUTRAL		0-0-0		0-0-0		0-0-0	
6-13-0	0-0-0	0-0-0		NON-CONFERENCE		1-9-0		0-3-0		5-1-0	
3-3-0	0-0-0	0-0-0		HOME		1-0-0		0-2-0		2-1-0	
3-10-0	0-0-0	0-0-		AWAY		0-9-0		0-1-0		3-0-0	
0-0-0	0-0-0	0-0-0		NEUTRAL		0-0-0		0-0-0		0-0-0	
12-7-0	0-0-0	2-2-0		CONFERENCE		0-0-0		6-3-0		4-2-0	
8-2-0	0-0-0	0-1-0		HOME		0-0-0		5-1-0		3-0-0	
4-5-0	0-0-0	2-1-0		AWAY		0-0-0		1-2-0		1-2-0	
0-0-0	0-0-0	0-0-0		NEUTRAL		0-0-0		0-0-0		0-0-0	
RPI S	Opponent	Score		RPI S	Opponent	Score		RPI S	Opponent	Score	
				48 A	Fresno St.	1 3		64 A	California	0 13	
				48 A	Fresno St.	2 1		67 A	Michigan	0 1	
				48 A	Fresno St.	7 5		67 A	Michigan	0 3	
				48 H	Fresno St.	6 8		73 A	Saint Mary's (CA)	1 14	
								73 H	Saint Mary's (CA)	7 3	
								98 A	Northwestern	0 6	
								98 A	Northwestern	0 1	
								98 A	Northwestern	5 6	
								99 A	San Francisco	6 12	
								99 A	San Francisco	3 6	



Average RPI Win: 124		WON-LOST	WINNING	LAST 10	STRENGTH OF		OPP. STRENGTH	TEAM	ADJ	CONF.	ADJ CONF.
Average RPI Loss: 80		RECORD	PCT. RANK	GAMES	SCHEDULE		OF SCHEDULE	RPI	RPI	RPI	RPI
DIV. I ONLY		16-23-0	.41026	211	55		79	138	.50635	138	11
DIV. I NON-CONF.		9-14-0	.3913	197	14		48	122	.514	122	11
TOTALS		RPI 1-25	RPI 26-50		W-L RECORDS		RPI 51-100		RPI 101-150		RPI 150+
16-23-0	0-1-0	3-7-0		OVERALL		2-8-0		6-3-0		5-4-0	
8-14-0	0-0-0	1-4-0		HOME		0-5-0		3-3-0		4-2-0	
6-8-0	0-1-0	1-2-0		AWAY		1-3-0		3-0-0		1-2-0	
2-1-0	0-0-0	1-1-0		NEUTRAL		1-0-0		0-0-0		0-0-0	
9-14-0	0-1-0	3-7-0		NON-CONFERENCE		2-5-0		2-1-0		2-0-0	
5-10-0	0-0-0	1-4-0		HOME		0-5-0		2-1-0		2-0-0	
2-3-0	0-1-0	1-0-		AWAY		1-0-0		0-0-0		0-0-0	
2-1-0	0-0-0	1-1-0		NEUTRAL		1-0-0		0-0-0		0-0-0	
7-9-0	0-0-0	0-0-0		CONFERENCE		0-3-0		4-2-0		3-4-0	
3-4-0	0-0-0	0-0-0		HOME		0-0-0		1-2-0		2-2-0	
4-5-0	0-0-0	0-0-0		AWAY		0-3-0		3-0-0		1-2-0	
0-0-0	0-0-0	0-0-0		NEUTRAL		0-0-0		0-0-0		0-0-0	
RPI S	Opponent	Score	RPI S	Opponent	Score	RPI S	Opponent	Score	RPI S	Opponent	Score
13 A	Texas A&M	3 8	29 N	Baylor	6 3	51 A	Sam Houston St.	11 5	101 H	Rhode Island	1 2
			36 A	Texas	1 3	51 H	Sam Houston St.	9 10	101 H	Rhode Island	7 6
			36 H	Texas	4 11	52 H	UC Irvine	5 11	101 H	Rhode Island	15 3
			40 H	Oklahoma	8 1	52 H	UC Irvine	0 7	122 A	Old Dominion	3 1
			40 H	Oklahoma	0 6	52 H	UC Irvine	4 11	122 A	Old Dominion	11 2
			40 H	Oklahoma	8 17	56 A	Fla. Atlantic	4 12	122 A	Old Dominion	14 10
			42 A	Houston	5 3	56 A	Fla. Atlantic	2 4	142 H	FIU	8 5
			45 A	Texas St.	6 7	56 A	Fla. Atlantic	7 12	142 H	FIU	2 5
			45 H	Texas St.	0 5	71 N	TCU	12 2	142 H	FIU	7 13
			45 N	Texas St.	0 1	89 H	Arizona	5 16	152 H	UTSA	3 9
									152 H	UTSA	8 6
									152 H	UTSA	2 4
									192 H	Middle Tenn.	10 4
									197 A	Charlotte	5 6
									197 A	Charlotte	19 4
									197 A	Charlotte	0 4
									205 H	Lamar University	12 5
									292 H	Prairie View	25 5
			LAST 10 GAMES								
			197 A	Charlotte	0 4	122 A	Old Dominion	14 10			
			197 A	Charlotte	5 6	192 H	Middle Tenn.	10 4			
			142 H	FIU	7 13	197 A	Charlotte	19 4			
			142 H	FIU	2 5	36 A	Texas	1 3			
			122 A	Old Dominion	11 2	142 H	FIU	8 5			

Non-Div. I Games:

Rice



Average RPI Win: 180		WON-LOST	WINNING	LAST 10	STRENGTH OF		OPP. STRENGTH	TEAM	ADJ	CONF.	ADJ CONF.
Average RPI Loss: 150		RECORD	PCT. RANK	GAMES	SCHEDULE		OF SCHEDULE	RPI	RPI	RPI	RPI
DIV. I ONLY		11-18-0	.37931	229	7-3-0		45	252	139	.50623	139
DIV. I NON-CONF.		6-11-0	.35294	214	2-1-0		64	258	130	.50905	130
TOTALS		RPI 1-25	RPI 26-50		W-L RECORDS		RPI 51-100		RPI 101-150		RPI 150+
11-18-0	0-0-0	0-1-0		OVERALL		1-4-0		3-5-0		7-8-0	
4-3-0	0-0-0	0-1-0		HOME		0-0-0		0-0-0		4-2-0	
5-14-0	0-0-0	0-0-0		AWAY		1-4-0		2-5-0		2-5-0	
2-1-0	0-0-0	0-0-0		NEUTRAL		0-0-0		1-0-0		1-1-0	
6-11-0	0-0-0	0-1-0		NON-CONFERENCE		1-1-0		2-3-0		3-6-0	
0-1-0	0-0-0	0-1-0		HOME		0-0-0		0-0-0		0-0-0	
4-9-0	0-0-0	0-0-		AWAY		1-1-0		1-3-0		2-5-0	
2-1-0	0-0-0	0-0-0		NEUTRAL		0-0-0		1-0-0		1-1-0	
5-7-0	0-0-0	0-0-0		CONFERENCE		0-3-0		1-2-0		4-2-0	
4-2-0	0-0-0	0-0-0		HOME		0-0-0		0-0-0		4-2-0	
1-5-0	0-0-0	0-0-0		AWAY		0-3-0		1-2-0		0-0-0	
0-0-0	0-0-0	0-0-0		NEUTRAL		0-0-0		0-0-0		0-0-0	
RPI S	Opponent	Score	RPI S	Opponent	Score	RPI S	Opponent	Score	RPI S	Opponent	Score
			28 H	UConn	7 10	66 A	VCU	2 7	114 A	UTRGV	6 12
						66 A	VCU	1 3	114 A	UTRGV	1 4
						66 A	VCU	2 5	114 A	UTRGV	14 11
						68 A	Boston College	6 2	125 N	Harvard	10 9
						82 A	Incarnate Word	4 19	147 A	A&M-Corpus Christi	9 12
									150 A	Dayton	2 11
									150 A	Dayton	9 2
									150 A	Dayton	0 6
									161 A	Navy	3 0
									161 A	Navy	4 12
									193 H	Saint Louis	17 8
									193 H	Saint Louis	4 9
									193 H	Saint Louis	7 6
									199 A	Holy Cross	2 11
									218 A	Kennesaw St.	0 9
									218 A	Kennesaw St.	7 12
									218 A	Kennesaw St.	2 12
									236 A	Central Conn. St.	2 1
									236 N	Central Conn. St.	1 0
									250 H	George Washington	2 4
									250 H	George Washington	10 4
									250 H	George Washington	8 0
									252 N	Albany (NY)	6 7
LAST 10 GAMES			150 A	Dayton	2 11	250 H	George Washington	10 4			
			161 A	Navy	4 12	250 H	George Washington	8 0			
			125 N	Harvard	10 9	193 H	Saint Louis	17 8			
			28 H	UConn	7 10	193 H	Saint Louis	4 9			
			250 H	George Washington	2 4	193 H	Saint Louis	7 6			

Non-Div. I Games:

Massachusetts



Average RPI Win: 145		WON-LOST RECORD	WINNING PCT. RANK	LAST 10 GAMES	STRENGTH OF SCHEDULE	OPP. STRENGTH OF SCHEDULE	TEAM RPI	ADJ RPI	CONF. RPI	ADJ CONF. RPI	
Average RPI Loss: 118											
DIV. I ONLY		20-17-0	.54054 126	6-4-0	200	47	140	.50481 140	10	10	
DIV. I NON-CONF.		11-7-0	.61111 95	2-1-0	258	26	133	.50697 133	10	10	
TOTALS		RPI 1-25	RPI 26-50		W-L RECORDS		RPI 51-100		RPI 101-150		RPI 150+
20-17-0	0-1-0		1-0-0		OVERALL		5-5-0		5-7-0		9-4-0
9-8-0	0-0-0		0-0-0		HOME		3-2-0		3-3-0		3-3-0
10-8-0	0-1-0		1-0-0		AWAY		2-3-0		1-3-0		6-1-0
1-1-0	0-0-0		0-0-0		NEUTRAL		0-0-0		1-1-0		0-0-0
11-7-0	0-1-0		1-0-0		NON-CONFERENCE		3-1-0		2-3-0		5-2-0
4-3-0	0-0-0		0-0-0		HOME		2-0-0		1-1-0		1-2-0
6-3-0	0-1-0		1-0-		AWAY		1-1-0		0-1-0		4-0-0
1-1-0	0-0-0		0-0-0		NEUTRAL		0-0-0		1-1-0		0-0-0
9-10-0	0-0-0		0-0-0		CONFERENCE		2-4-0		3-4-0		4-2-0
5-5-0	0-0-0		0-0-0		HOME		1-2-0		2-2-0		2-1-0
4-5-0	0-0-0		0-0-0		AWAY		1-2-0		1-2-0		2-1-0
0-0-0	0-0-0		0-0-0		NEUTRAL		0-0-0		0-0-0		0-0-0
RPI S	Opponent	Score	RPI S	Opponent	Score	RPI S	Opponent	Score	RPI S	Opponent	Score
5 A	UC Santa Barbara	1 2	45 A	Texas St.	4 0	70 A	San Diego St.	1 3	109 H	Sacramento St.	6 2
						70 A	San Diego St.	5 8	115 N	Missouri St.	16 4
						70 A	San Diego St.	6 5	117 A	UNLV	7 6
						70 H	San Diego St.	8 7	117 A	UNLV	5 8
						70 H	San Diego St.	2 6	117 A	UNLV	6 7
						70 H	San Diego St.	3 11	117 H	UNLV	16 8
						73 A	Saint Mary's (CA)	5 6	118 N	Utah	3 6
						73 H	Saint Mary's (CA)	6 5	123 H	Air Force	4 3
						99 A	San Francisco	8 1	123 H	Air Force	1 4
						99 H	San Francisco	7 3	123 H	Air Force	2 8
									132 A	Grand Canyon	2 3
									132 H	Grand Canyon	2 8
									185 A	New Mexico	14 8
									185 A	New Mexico	3 0
									185 A	New Mexico	4 6
									185 H	New Mexico	5 3
									185 H	New Mexico	3 9
									185 H	New Mexico	6 4
									204 H	Washington St.	2 16
									204 H	Washington St.	1 3
									204 H	Washington St.	8 1
									219 A	Long Beach St.	1 0
									219 A	Long Beach St.	3 2
									219 A	Long Beach St.	5 3
									253 A	UC Davis	5 4
			LAST 10 GAMES			73 A	Saint Mary's (CA)	5 6	219 A	Long Beach St.	3 2
			117 H	UNLV	16 8	70 H	San Diego St.	3 11	219 A	Long Beach St.	5 3
			99 A	San Francisco	8 1	70 H	San Diego St.	2 6	253 A	UC Davis	5 4
			185 A	New Mexico	14 8	70 H	San Diego St.	8 7			
			185 A	New Mexico	3 0	109 H	Sacramento St.	6 2			
			185 A	New Mexico	4 6						

Non-Div. I Games:

Nevada



Average RPI Win:	194	WON-LOST	WINNING	LAST 10	STRENGTH OF	OPP. STRENGTH	TEAM	ADJ	CONF.	ADJ CONF.		
Average RPI Loss:	106	RECORD	PCT. RANK	GAMES	SCHEDULE	OF SCHEDULE	RPI	RPI	RPI	RPI		
DIV. I ONLY		16-18-0	.47059	174	7-3-0	202	116	141	.50381	141	28	28
DIV. I NON-CONF.		6-15-0	.28571	242	1-0-0	125	41	164	.49433	164	27	27
<hr/>												
TOTALS	RPI 1-25	RPI 26-50		W-L RECORDS		RPI 51-100		RPI 101-150		RPI 150+		
16-18-0	0-5-0	0-3-0		OVERALL		1-2-0		4-3-0		11-5-0		
6-1-0	0-0-0	0-0-0		HOME		0-0-0		1-0-0		5-1-0		
10-17-0	0-5-0	0-3-0		AWAY		1-2-0		3-3-0		6-4-0		
0-0-0	0-0-0	0-0-0		NEUTRAL		0-0-0		0-0-0		0-0-0		
<hr/>												
6-15-0	0-5-0	0-3-0		NON-CONFERENCE		1-2-0		2-2-0		3-3-0		
1-0-0	0-0-0	0-0-0		HOME		0-0-0		1-0-0		0-0-0		
5-15-0	0-5-0	0-0-		AWAY		1-2-0		1-2-0		3-3-0		
0-0-0	0-0-0	0-0-0		NEUTRAL		0-0-0		0-0-0		0-0-0		
<hr/>												
10-3-0	0-0-0	0-0-0		CONFERENCE		0-0-0		2-1-0		8-2-0		
5-1-0	0-0-0	0-0-0		HOME		0-0-0		0-0-0		5-1-0		
5-2-0	0-0-0	0-0-0		AWAY		0-0-0		2-1-0		3-1-0		
0-0-0	0-0-0	0-0-0		NEUTRAL		0-0-0		0-0-0		0-0-0		
<hr/>												
RPI S	Opponent	Score		RPI S	Opponent	Score		RPI S	Opponent	Score		
14 A	West Virginia	4	5	39 A	Kentucky	2	10	79 A	Kansas St.	15	3	
21 A	Indiana	1	12	39 A	Kentucky	3	4	79 A	Kansas St.	5	6	
21 A	Indiana	5	16	39 A	Kentucky	3	12	85 A	Wright St.	2	3	
21 A	Indiana	2	5									
21 A	Indiana	6	18									
<hr/>												
				LAST 10 GAMES								
				288 A Niagara				14 A West Virginia				
				231 H Siena				208 A Quinnipiac				
				21 A Indiana				228 H Manhattan				
				21 A Indiana				120 A Marist				
				150 A Dayton				197 A Charlotte				
								288 A Niagara				

**Non-Div. I Games:**

Canisius



Average RPI Win: 172		WON-LOST RECORD		WINNING PCT. RANK		LAST 10 GAMES		STRENGTH OF SCHEDULE		OPP. STRENGTH OF SCHEDULE		TEAM RPI		ADJ RPI		CONF. RPI		ADJ CONF. RPI	
DIV. I ONLY		16-20-0		.44444 185		5-5-0		68		219		142		.50336 142		11		11	
DIV. I NON-CONF.		10-11-0		.47619 158		1-1-0		89		269		157		.49657 157		11		11	
TOTALS		RPI 1-25		RPI 26-50		W-L RECORDS		RPI 51-100		RPI 101-150		RPI 150+							
16-20-0		0-1-0		0-1-0		OVERALL		3-7-0		2-3-0		11-8-0							
9-9-0		0-1-0		0-0-0		HOME		3-3-0		0-1-0		6-4-0							
6-10-0		0-0-0		0-1-0		AWAY		0-4-0		2-2-0		4-3-0							
1-1-0		0-0-0		0-0-0		NEUTRAL		0-0-0		0-0-0		1-1-0							
10-11-0		0-1-0		0-1-0		NON-CONFERENCE		1-3-0		0-2-0		9-4-0							
6-6-0		0-1-0		0-0-0		HOME		1-2-0		0-1-0		5-2-0							
3-4-0		0-0-0		0-0-		AWAY		0-1-0		0-1-0		3-1-0							
1-1-0		0-0-0		0-0-0		NEUTRAL		0-0-0		0-0-0		1-1-0							
6-9-0		0-0-0		0-0-0		CONFERENCE		2-4-0		2-1-0		2-4-0							
3-3-0		0-0-0		0-0-0		HOME		2-1-0		0-0-0		1-2-0							
3-6-0		0-0-0		0-0-0		AWAY		0-3-0		2-1-0		1-2-0							
0-0-0		0-0-0		0-0-0		NEUTRAL		0-0-0		0-0-0		0-0-0							
RPI	S	Opponent		Score		RPI	S	Opponent		Score		RPI	S	Opponent		Score			
18	H	Miami (FL)		8	10	42	A	Houston		4	5	56	A	Fla. Atlantic		1	7		
												56	A	Fla. Atlantic		3	4		
												56	A	Fla. Atlantic		0	1		
												58	H	Southern Miss.		7	15		
												58	H	Southern Miss.		6	4		
												58	H	Southern Miss.		16	6		
												59	A	Florida St.		6	9		
												94	H	Stony Brook		13	2		
												94	H	Stony Brook		6	7		
												94	H	Stony Brook		7	13		



Average RPI Win:		220	WON-LOST RECORD		WINNING PCT. RANK		LAST 10 GAMES		STRENGTH OF SCHEDULE		OPP. STRENGTH OF SCHEDULE		TEAM RPI		ADJ RPI		CONF. RPI		ADJ CONF. RPI					
DIV. I ONLY			27-9-0		.75		14		8-2-0		277		162		143		.50204		143		23		23	
DIV. I NON-CONF.			17-6-0		.73913		31		1-1-0		262		97		115		.51634		115		24		24	
TOTALS		RPI 1-25		RPI 26-50		W-L RECORDS		RPI 51-100		RPI 101-150		RPI 150+												
27-9-0		0-2-0		0-1-0		OVERALL		1-1-0		2-1-0		24-4-0												
22-4-0		0-0-0		0-0-0		HOME		0-0-0		2-1-0		20-3-0												
4-4-0		0-1-0		0-1-0		AWAY		0-1-0		0-0-0		4-1-0												
1-1-0		0-1-0		0-0-0		NEUTRAL		1-0-0		0-0-0		0-0-0												
17-6-0		0-2-0		0-1-0		NON-CONFERENCE		1-1-0		0-0-0		16-2-0												
15-2-0		0-0-0		0-0-0		HOME		0-0-0		0-0-0		15-2-0												
1-3-0		0-1-0		0-0-		AWAY		0-1-0		0-0-0		1-0-0												
1-1-0		0-1-0		0-0-0		NEUTRAL		1-0-0		0-0-0		0-0-0												
10-3-0		0-0-0		0-0-0		CONFERENCE		0-0-0		2-1-0		8-2-0												
7-2-0		0-0-0		0-0-0		HOME		0-0-0		2-1-0		5-1-0												
3-1-0		0-0-0		0-0-0		AWAY		0-0-0		0-0-0		3-1-0												
0-0-0		0-0-0		0-0-0		NEUTRAL		0-0-0		0-0-0		0-0-0												
RPI	S	Opponent		Score		RPI	S	Opponent		Score		RPI	S	Opponent		Score								
17	A	Texas Tech		0	7	34	A	Arizona St.		3	7	75	N	Xavier		6	4							
17	N	Texas Tech		5	10							89	A	Arizona		10	14							
														132 H Grand Canyon		9	2							
														132 H Grand Canyon		9	4							
														132 H Grand Canyon		4	7							
														185 A New Mexico		11	8							
														185 H New Mexico		13	5							
														195 H Yale		13	6							
														195 H Yale		19	6							
														195 H Yale		2	4							
														195 H Yale		14	6							
														213 H Delaware		15	2							
														213 H Delaware		11	4							
														213 H Delaware		17	3							
														213 H Delaware		11	3							
														229 H La Salle		16	5							
														229 H La Salle		6	1							
														229 H La Salle		8	9							
														229 H La Salle		7	3							
														230 H CSU Bakersfield		12	9							
														230 H CSU Bakersfield		23	1							
														230 H CSU Bakersfield		4	9							
														244 H Texas Southern		16	3							
														244 H Texas Southern		20	2							
														244 H Texas Southern		24	8							
														244 H Texas Southern		38	6							
														262 A Chicago St.		12	0							
														262 A Chicago St.		9	2							
														262 A Chicago St.		3	7							
LAST 10 GAMES																								
		75 N Xavier		6	4			283 A Utah Valley		14	0			244 H Texas Southern		20	2							
		244 H Texas Southern		38	6			185 A New Mexico		11	8			244 H Texas Southern		38	6							
		229 H La Salle		7	3			289 H Northern Colo.		19	9			262 A Chicago St.		12	0							
		213 H Delaware		15	2			289 H Northern Colo.		5	0			262 A Chicago St.		9	2							
		195 H Yale		2	4			289 H Northern Colo.		10	9			262 A Chicago St.		3	7							

Non-Div. I Games:

New Mexico St.



RPI	S	Opponent	Score	
283	A	Utah Valley	14	0
289	H	Northern Colo.	19	9
289	H	Northern Colo.	10	9
289	H	Northern Colo.	5	0

New Mexico St.

N  
e  
w  
M  
e  
x  
i  
c  
o  
s  
t  
.

N  
e  
w  
M  
e  
x  
i  
c  
o  
s  
t  
.



Average RPI Win:	199	WON-LOST	WINNING	LAST 10	STRENGTH OF	OPP. STRENGTH	TEAM	ADJ	CONF.	ADJ CONF.			
Average RPI Loss:	104	RECORD	PCT. RANK	GAMES	SCHEDULE	OF SCHEDULE	RPI	RPI	RPI	RPI			
DIV. I ONLY	22-17-0	.5641	113	4-6-0	165	144	144	.50183	144	15	15		
DIV. I NON-CONF.	18-9-0	.66667	60	2-2-0	196	190	117	.5161	117	16	16		
<hr/>													
TOTALS	RPI 1-25	RPI 26-50		W-L RECORDS		RPI 51-100		RPI 101-150		RPI 150+			
22-17-0	0-3-0	0-0-0		OVERALL		5-8-0		0-1-0		17-5-0			
16-9-0	0-0-0	0-0-0		HOME		0-3-0		0-1-0		16-5-0			
6-8-0	0-3-0	0-0-0		AWAY		5-5-0		0-0-0		1-0-0			
0-0-0	0-0-0	0-0-0		NEUTRAL		0-0-0		0-0-0		0-0-0			
<hr/>													
18-9-0	0-3-0	0-0-0		NON-CONFERENCE		3-1-0		0-1-0		15-4-0			
14-5-0	0-0-0	0-0-0		HOME		0-0-0		0-1-0		14-4-0			
4-4-0	0-3-0	0-0-		AWAY		3-1-0		0-0-0		1-0-0			
0-0-0	0-0-0	0-0-0		NEUTRAL		0-0-0		0-0-0		0-0-0			
<hr/>													
4-8-0	0-0-0	0-0-0		CONFERENCE		2-7-0		0-0-0		2-1-0			
2-4-0	0-0-0	0-0-0		HOME		0-3-0		0-0-0		2-1-0			
2-4-0	0-0-0	0-0-0		AWAY		2-4-0		0-0-0		0-0-0			
0-0-0	0-0-0	0-0-0		NEUTRAL		0-0-0		0-0-0		0-0-0			
<hr/>													
RPI S	Opponent	Score		RPI S	Opponent	Score		RPI S	Opponent	Score			
4 A	Louisville	0	5			77 A	Maryland	14	1	111 H	Virginia	3	9
4 A	Louisville	1	11			80 A	Cal St. Fullerton	1	0	160 H	High Point	6	8
4 A	Louisville	0	1			80 A	Cal St. Fullerton	2	0	160 H	High Point	11	0
						80 A	Cal St. Fullerton	3	12	160 H	High Point	2	0
						83 H	Col. of Charleston	1	5	174 H	Richmond	1	3
						83 H	Col. of Charleston	8	10	181 H	Fairfield	2	9
						83 H	Col. of Charleston	5	6	181 H	Fairfield	4	2
						90 A	William & Mary	3	1	196 H	Lafayette	5	3
						90 A	William & Mary	5	3	196 H	Lafayette	14	4
						90 A	William & Mary	1	7	196 H	Lafayette	6	9
						100 A	Elon	4	5	213 H	Delaware	7	4
						100 A	Elon	3	8	213 H	Delaware	11	2
						100 A	Elon	1	3	213 H	Delaware	3	5
										254 A	VMI	9	8
										254 H	VMI	5	4
										258 H	Lehigh	10	1
								258 H	Lehigh	7	6		
								261 H	Norfolk St.	6	5		
								261 H	Norfolk St.	16	5		
								261 H	Norfolk St.	12	2		
								268 H	George Mason	10	7		
								273 H	St. Bonaventure	5	1		
								291 H	Longwood	3	1		
<hr/>													
LAST 10 GAMES													
4 A	Louisville	1	11	261 H	Norfolk St.	16	5						
4 A	Louisville	0	1	273 H	St. Bonaventure	5	1						
196 H	Lafayette	6	9	77 A	Maryland	14	1						
196 H	Lafayette	14	4	90 A	William & Mary	5	3						
261 H	Norfolk St.	12	2	90 A	William & Mary	3	1						

**Non-Div. I Games:**

James Madison



Average RPI Win: 182		WON-LOST RECORD		WINNING PCT. RANK		LAST 10 GAMES		STRENGTH OF SCHEDULE		OPP. STRENGTH OF SCHEDULE		TEAM RPI		ADJ RPI		CONF. RPI		ADJ CONF. RPI				
DIV. I ONLY		15-18-0		.45455 182		6-4-0		114		187		145		.50175 145		25		25				
DIV. I NON-CONF.		10-13-0		.43478 182		1-2-0		201		59		150		.50001 150		25		25				
TOTALS		RPI 1-25		RPI 26-50		W-L RECORDS		RPI 51-100		RPI 101-150		RPI 150+										
15-18-0		1-3-0		0-5-0		OVERALL		2-0-0		3-5-0		9-5-0										
9-4-0		0-0-0		0-0-0		HOME		2-0-0		3-3-0		4-1-0										
5-13-0		1-3-0		0-4-0		AWAY		0-0-0		0-2-0		4-4-0										
1-1-0		0-0-0		0-1-0		NEUTRAL		0-0-0		0-0-0		1-0-0										
10-13-0		1-3-0		0-5-0		NON-CONFERENCE		2-0-0		0-2-0		7-3-0										
4-0-0		0-0-0		0-0-0		HOME		2-0-0		0-0-0		2-0-0										
5-12-0		1-3-0		0-0-		AWAY		0-0-0		0-2-0		4-3-0										
1-1-0		0-0-0		0-1-0		NEUTRAL		0-0-0		0-0-0		1-0-0										
5-5-0		0-0-0		0-0-0		CONFERENCE		0-0-0		3-3-0		2-2-0										
5-4-0		0-0-0		0-0-0		HOME		0-0-0		3-3-0		2-1-0										
0-1-0		0-0-0		0-0-0		AWAY		0-0-0		0-0-0		0-1-0										
0-0-0		0-0-0		0-0-0		NEUTRAL		0-0-0		0-0-0		0-0-0										
RPI	S	Opponent		Score		RPI	S	Opponent		Score		RPI	S	Opponent		Score						
14	A	West Virginia		2	6	26	N	NC State		2	3	98	H	Northwestern		11	5	104	H	Miami (OH)	1	5
14	A	West Virginia		4	8	30	A	DBU		4	8	98	H	Northwestern		12	1	104	H	Miami (OH)	2	3
14	A	West Virginia		7	9	30	A	DBU		0	3							104	H	Miami (OH)	12	2
21	A	Indiana		9	8	30	A	DBU		1	8							135	H	Central Mich.	4	7
						43	A	Coastal Caro.		2	8							135	H	Central Mich.	10	4
																		135	H	Central Mich.	12	4
																		141	A	Canisius	2	13
																		150	A	Dayton	5	12
																		154	A	Ball St.	8	9
																		188	N	Michigan St.	12	2
																		197	A	Charlotte	2	7
																		197	A	Charlotte	0	1
																		197	A	Charlotte	5	3
																		222	A	Pittsburgh	6	4
																		222	H	Pittsburgh	9	8
																		246	H	Western Mich.	15	3
																		246	H	Western Mich.	9	5
																		246	H	Western Mich.	1	11
																		259	A	Charleston So.	9	1
																		278	A	The Citadel	11	2
																		279	A	Youngstown St.	3	4
																		279	H	Youngstown St.	10	5
				LAST 10 GAMES																		
						135	H	Central Mich.		12	4	98	H	Northwestern		12	1					
						135	H	Central Mich.		4	7	222	H	Pittsburgh		9	8					
						98	H	Northwestern		11	5	135	H	Central Mich.		10	4					
						197	A	Charlotte		2	7	141	A	Canisius		2	13					
						197	A	Charlotte		0	1	246	H	Western Mich.		15	3					

Non-Div. I Games: Malone 14 6

Kent St.



Average RPI Win:		164	WON-LOST RECORD		WINNING PCT. RANK		LAST 10 GAMES		STRENGTH OF SCHEDULE		OPP. STRENGTH OF SCHEDULE		TEAM RPI		ADJ RPI		CONF. RPI		ADJ CONF. RPI	
DIV. I ONLY			15-21-0		.41667 207		6-4-0		87		85		146		.5007 146		9		9	
DIV. I NON-CONF.			10-12-0		.45455 170		1-2-0		69		121		127		.51074 127		8		8	
TOTALS		RPI 1-25		RPI 26-50		W-L RECORDS		RPI 51-100		RPI 101-150		RPI 150+								
15-21-0		0-3-0		1-7-0		OVERALL		3-4-0		2-4-0		9-3-0								
8-8-0		0-0-0		0-4-0		HOME		2-1-0		2-2-0		4-1-0								
4-11-0		0-2-0		1-3-0		AWAY		0-3-0		0-1-0		3-2-0								
3-2-0		0-1-0		0-0-0		NEUTRAL		1-0-0		0-1-0		2-0-0								
10-12-0		0-3-0		1-1-0		NON-CONFERENCE		1-3-0		2-4-0		6-1-0								
6-4-0		0-0-0		0-1-0		HOME		0-0-0		2-2-0		4-1-0								
1-6-0		0-2-0		1-0-		AWAY		0-3-0		0-1-0		0-0-0								
3-2-0		0-1-0		0-0-0		NEUTRAL		1-0-0		0-1-0		2-0-0								
5-9-0		0-0-0		0-6-0		CONFERENCE		2-1-0		0-0-0		3-2-0								
2-4-0		0-0-0		0-3-0		HOME		2-1-0		0-0-0		0-0-0								
3-5-0		0-0-0		0-3-0		AWAY		0-0-0		0-0-0		3-2-0								
0-0-0		0-0-0		0-0-0		NEUTRAL		0-0-0		0-0-0		0-0-0								
RPI	S	Opponent		Score		RPI	S	Opponent		Score		RPI	S	Opponent		Score				
8	N	Tennessee		2	7	38	A	Louisiana Tech		9	4	58	A	Southern Miss.		4	5			
12	A	Mississippi St.		8	21	38	H	Louisiana Tech		0	5	62	H	Ga. Southern		8	5			
19	A	LSU		7	12	43	H	Coastal Caro.		2	14	62	H	Ga. Southern		8	9			
						43	H	Coastal Caro.		7	15	62	H	Ga. Southern		4	2			
						43	H	Coastal Caro.		3	13	91	N	North Florida		7	4			
						45	A	Texas St.		1	13	92	A	Southeastern La.		3	10			
						45	A	Texas St.		5	6	92	A	Southeastern La.		1	7			
						45	A	Texas St.		1	5									

Non-Div. I Games:

La.-Monroe



Average RPI Win: 176		WON-LOST	WINNING	LAST 10	STRENGTH OF		OPP. STRENGTH	TEAM	ADJ		CONF.	ADJ CONF.			
Average RPI Loss: 133		RECORD	PCT. RANK	GAMES	SCHEDULE		OF SCHEDULE	RPI	RPI		RPI	RPI			
DIV. I ONLY		22-17-0	.5641	113	4-6-0		174	137	147	.50018	147	12	12		
DIV. I NON-CONF.		12-8-0	.6	102	2-1-0		145	178	129	.50958	129	13	13		
TOTALS		RPI 1-25	RPI 26-50		W-L RECORDS		RPI 51-100		RPI 101-150		RPI 150+				
22-17-0		0-1-0	1-1-0		OVERALL		4-3-0		1-2-0		16-10-0				
17-8-0		0-0-0	0-1-0		HOME		2-2-0		1-1-0		14-4-0				
5-9-0		0-1-0	1-0-0		AWAY		2-1-0		0-1-0		2-6-0				
0-0-0		0-0-0	0-0-0		NEUTRAL		0-0-0		0-0-0		0-0-0				
12-8-0		0-1-0	1-1-0		NON-CONFERENCE		2-2-0		1-2-0		8-2-0				
10-5-0		0-0-0	0-1-0		HOME		2-2-0		1-1-0		7-1-0				
2-3-0		0-1-0	1-0-		AWAY		0-0-0		0-1-0		1-1-0				
0-0-0		0-0-0	0-0-0		NEUTRAL		0-0-0		0-0-0		0-0-0				
10-9-0		0-0-0	0-0-0		CONFERENCE		2-1-0		0-0-0		8-8-0				
7-3-0		0-0-0	0-0-0		HOME		0-0-0		0-0-0		7-3-0				
3-6-0		0-0-0	0-0-0		AWAY		2-1-0		0-0-0		1-5-0				
0-0-0		0-0-0	0-0-0		NEUTRAL		0-0-0		0-0-0		0-0-0				
RPI S	Opponent	Score		RPI S	Opponent	Score		RPI S	Opponent	Score		RPI S	Opponent	Score	
13 A	Texas A&M	2	12	45 A	Texas St.	12	5	54 H	UT Arlington	5	1	114 A	UTRGV	4	9
				49 H	BYU	2	6	54 H	UT Arlington	9	3	114 H	UTRGV	2	6
								54 H	UT Arlington	3	7	139 H	Massachusetts	12	9
								54 H	UT Arlington	9	10	151 H	SFA	1	6
								82 A	Incarnate Word	13	6	152 A	UTSA	7	10
								82 A	Incarnate Word	5	6	152 H	UTSA	4	16
								82 A	Incarnate Word	11	6	164 H	Ohio St.	3	2
												164 H	Ohio St.	8	7
												168 A	Nicholls St.	4	3
												168 A	Nicholls St.	3	5
												168 A	Nicholls St.	3	6
												170 H	Abilene Christian	6	5
												170 H	Abilene Christian	1	4
												170 H	Abilene Christian	7	3
												173 H	Central Ark.	5	4
												173 H	Central Ark.	9	8
												173 H	Central Ark.	7	6
												205 A	Lamar University	4	10
												205 A	Lamar University	1	9
												205 A	Lamar University	3	7
												212 H	Houston Baptist	6	2
												212 H	Houston Baptist	0	14
												212 H	Houston Baptist	9	7
												214 H	Oral Roberts	5	1
												280 H	Eastern Mich.	7	2
												280 H	Eastern Mich.	8	2
												280 H	Eastern Mich.	12	4
LAST 10 GAMES				212 H	Houston Baptist	9	7	280 H	Eastern Mich.	7	2	212 H	Houston Baptist	9	7
				212 H	Houston Baptist	0	14	151 H	SFA	1	6	214 H	Oral Roberts	5	1
				173 H	Central Ark.	7	6	152 H	UTSA	4	16	280 H	Eastern Mich.	7	2
				173 H	Central Ark.	9	8	205 A	Lamar University	4	10	280 H	Eastern Mich.	8	2
				280 H	Eastern Mich.	8	2	205 A	Lamar University	3	7	280 H	Eastern Mich.	12	4

Non-Div. I Games: Houston-Victoria 8 5 Houston-Victoria 8 1

A&amp;M-Corpus Christi



RPI	S	Opponent	Score	
292	A	Prairie View	17	9
292	H	Prairie View	8	5

A&M-Corpus Christi  
r  
i  
s  
t  
i

A  
&  
M  
-  
C  
o  
r  
p  
u  
s  
C  
h  
r  
i  
s  
t  
i



Average RPI Win: 215		WON-LOST RECORD	WINNING PCT. RANK	LAST 10 GAMES	STRENGTH OF SCHEDULE	OPP. STRENGTH OF SCHEDULE	TEAM RPI	ADJ RPI	CONF. RPI	ADJ CONF. RPI		
Average RPI Loss: 176												
DIV. I ONLY		19-11-0	.63333	64	6-4-0	242	243	148	.49941	148	19	19
DIV. I NON-CONF.		11-7-0	.61111	95	1-2-0	231	260	114	.51707	114	14	14
<hr/>												
TOTALS		RPI 1-25		RPI 26-50		W-L RECORDS		RPI 51-100		RPI 101-150		RPI 150+
19-11-0		0-0-0		0-0-0		OVERALL		2-3-0		1-2-0		16-6-0
8-5-0		0-0-0		0-0-0		HOME		0-0-0		1-2-0		7-3-0
10-6-0		0-0-0		0-0-0		AWAY		2-3-0		0-0-0		8-3-0
1-0-0		0-0-0		0-0-0		NEUTRAL		0-0-0		0-0-0		1-0-0
11-7-0		0-0-0		0-0-0		NON-CONFERENCE		2-3-0		0-0-0		9-4-0
3-1-0		0-0-0		0-0-0		HOME		0-0-0		0-0-0		3-1-0
7-6-0		0-0-0		0-0-		AWAY		2-3-0		0-0-0		5-3-0
1-0-0		0-0-0		0-0-0		NEUTRAL		0-0-0		0-0-0		1-0-0
8-4-0		0-0-0		0-0-0		CONFERENCE		0-0-0		1-2-0		7-2-0
5-4-0		0-0-0		0-0-0		HOME		0-0-0		1-2-0		4-2-0
3-0-0		0-0-0		0-0-0		AWAY		0-0-0		0-0-0		3-0-0
0-0-0		0-0-0		0-0-0		NEUTRAL		0-0-0		0-0-0		0-0-0
RPI	S	Opponent	Score	RPI	S	Opponent	Score	RPI	S	Opponent	Score	
								69	A	Duke	7 6	
								69	A	Duke	3 1	
								95	A	UNC Greensboro	3 5	
								95	A	UNC Greensboro	7 10	
								95	A	UNC Greensboro	5 6	
												</

Non-Div. I Games:

Penn



Average RPI Win: 222		WON-LOST	WINNING	LAST 10	STRENGTH OF		OPP. STRENGTH	TEAM	ADJ	CONF.	ADJ CONF.
Average RPI Loss: 133		RECORD	PCT. RANK	GAMES	SCHEDULE		OF SCHEDULE	RPI	RPI	RPI	RPI
DIV. I ONLY		17-13-0	.56667	111	7-3-0		251	203	149	.4994	149
DIV. I NON-CONF.		9-7-0	.5625	121	1-1-0		179	187	84	.53395	84
TOTALS		RPI 1-25	RPI 26-50		W-L RECORDS		RPI 51-100		RPI 101-150		RPI 150+
17-13-0	0-0-0	1-3-0		OVERALL		2-5-0		0-0-0		14-5-0	
2-3-0	0-0-0	0-0-0		HOME		0-1-0		0-0-0		2-2-0	
11-10-0	0-0-0	1-3-0		AWAY		2-4-0		0-0-0		8-3-0	
4-0-0	0-0-0	0-0-0		NEUTRAL		0-0-0		0-0-0		4-0-0	
9-7-0	0-0-0	1-3-0		NON-CONFERENCE		1-3-0		0-0-0		7-1-0	
0-1-0	0-0-0	0-0-0		HOME		0-1-0		0-0-0		0-0-0	
6-6-0	0-0-0	1-0-		AWAY		1-2-0		0-0-0		4-1-0	
3-0-0	0-0-0	0-0-0		NEUTRAL		0-0-0		0-0-0		3-0-0	
8-6-0	0-0-0	0-0-0		CONFERENCE		1-2-0		0-0-0		7-4-0	
2-2-0	0-0-0	0-0-0		HOME		0-0-0		0-0-0		2-2-0	
5-4-0	0-0-0	0-0-0		AWAY		1-2-0		0-0-0		4-2-0	
1-0-0	0-0-0	0-0-0		NEUTRAL		0-0-0		0-0-0		1-0-0	
RPI S	Opponent	Score	RPI S	Opponent	Score	RPI S	Opponent	Score	RPI S	Opponent	Score
44 A	Illinois St.	6 3	85 A	Wright St.	11 10	165 N	Marshall	5 3			
49 A	BYU	6 14	85 A	Wright St.	2 3	169 A	Purdue	6 1			
49 A	BYU	8 11	85 A	Wright St.	0 3	186 H	UIC	6 21			
49 A	BYU	3 5	89 A	Arizona	11 12	186 H	UIC	4 10			
			89 A	Arizona	10 4	222 N	Pittsburgh	9 8			
			89 A	Arizona	6 14	248 A	Oakland	5 12			
			98 H	Northwestern	1 6	248 A	Oakland	15 1			
						248 A	Oakland	1 3			
						269 A	Northern Ill.	4 2			
						270 A	Northern Ky.	6 2			
						270 A	Northern Ky.	5 3			
						270 A	Northern Ky.	15 12			
						274 A	Jackson St.	5 7			
						274 A	Jackson St.	3 1			
						274 A	Jackson St.	2 0			
						279 H	Youngstown St.	22 2			
						279 H	Youngstown St.	8 5			
						279 N	Youngstown St.	18 6			
						287 N	Villanova	7 4			
LAST 10 GAMES			LAST 10 GAMES			LAST 10 GAMES					
279 H	Youngstown St.	8 5	274 A	Jackson St.	3 1	279 N	Youngstown St.	18 6			
279 H	Youngstown St.	22 2	98 H	Northwestern	1 6	248 A	Oakland	1 3			
248 A	Oakland	5 12	248 A	Oakland	1 3	269 A	Northern Ill.	4 2			
248 A	Oakland	15 1									
49 A	BYU	6 14									

Non-Div. I Games:

Lakeland

16 2

St. Norbert

5 4

MSOE

12 5

Milwaukee



Average RPI Win: 207		WON-LOST RECORD		WINNING PCT. RANK		LAST 10 GAMES		STRENGTH OF SCHEDULE		OPP. STRENGTH OF SCHEDULE		TEAM RPI		ADJ RPI		CONF. RPI		ADJ CONF. RPI	
DIV. I ONLY		20-16-1		.55405 119		6-4-0		209		152		150		.49928 150		18		18	
DIV. I NON-CONF.		12-12-1		.5 145		2-2-0		187		169		156		.49689 156		23		23	
TOTALS		RPI 1-25		RPI 26-50		W-L RECORDS		RPI 51-100		RPI 101-150		RPI 150+							
20-16-1		0-6-0		0-0-0		OVERALL		0-0-0		5-2-0		15-8-1							
10-6-0		0-0-0		0-0-0		HOME		0-0-0		5-2-0		5-4-0							
9-10-1		0-6-0		0-0-0		AWAY		0-0-0		0-0-0		9-4-1							
1-0-0		0-0-0		0-0-0		NEUTRAL		0-0-0		0-0-0		1-0-0							
12-12-1		0-6-0		0-0-0		NON-CONFERENCE		0-0-0		3-1-0		9-5-1							
7-3-0		0-0-0		0-0-0		HOME		0-0-0		3-1-0		4-2-0							
4-9-1		0-6-0		0-0-		AWAY		0-0-0		0-0-0		4-3-1							
1-0-0		0-0-0		0-0-0		NEUTRAL		0-0-0		0-0-0		1-0-0							
8-4-0		0-0-0		0-0-0		CONFERENCE		0-0-0		2-1-0		6-3-0							
3-3-0		0-0-0		0-0-0		HOME		0-0-0		2-1-0		1-2-0							
5-1-0		0-0-0		0-0-0		AWAY		0-0-0		0-0-0		5-1-0							
0-0-0		0-0-0		0-0-0		NEUTRAL		0-0-0		0-0-0		0-0-0							
RPI	S	Opponent		Score		RPI	S	Opponent		Score		RPI	S	Opponent		Score			
2	A	Vanderbilt		1	5							139	H	Massachusetts		2	9		
2	A	Vanderbilt		3	11							139	H	Massachusetts		11	2		
2	A	Vanderbilt		0	2							139	H	Massachusetts		6	0		
6	A	Georgia		7	10							141	H	Canisius		17	13		
6	A	Georgia		1	5							141	H	Canisius		6	2		
6	A	Georgia		1	13							141	H	Canisius		1	2		
												145	H	Kent St.		12	5		
												154	A	Ball St.		6	11		
												154	H	Ball St.		5	4		
												164	A	Ohio St.		2	4		
												174	H	Richmond		3	11		
												174	H	Richmond		8	7		
												174	H	Richmond		5	17		
												184	A	Eastern Ky.		17	5		
												193	A	Saint Louis		3	4		
												193	A	Saint Louis		3	2		
												193	A	Saint Louis		4	2		
												202	N	Seton Hall		2	1		
												216	A	Toledo		12	9		
												243	A	Ohio		12	5		
												243	H	Ohio		2	4		
												243	H	Ohio		15	5		
												245	H	Butler		6	1		
												272	A	Bowling Green		8	12		
												273	A	St. Bonaventure		8	7		
												273	A	St. Bonaventure		9	0		
												273	A	St. Bonaventure		8	0		
						LAST 10 GAMES													



RPI	S	Opponent	Score	
280	A	Eastern Mich.	4	1
280	H	Eastern Mich.	2	10
293	A	Fairleigh Dickinson	3	3
296	H	Purdue Fort Wayne	9	3

Dayton

D  
a  
y  
t  
o  
n

D  
a  
y  
t  
o  
n



**Non-Div. I Games:**

Tie, Loss, Non-Conf, S Site, H Home, A Away, N Neutral Page 165



Average RPI Win: 149		WON-LOST RECORD		WINNING PCT. RANK		LAST 10 GAMES		STRENGTH OF SCHEDULE		OPP. STRENGTH OF SCHEDULE		TEAM RPI		ADJ RPI		CONF. RPI		ADJ CONF. RPI	
Average RPI Loss: 86		16-21-0		.43243 200		3-6-0		81		93		152		.49795 152		11		11	
DIV. I ONLY		10-12-0		.45455 170		2-1-0		90		95		146		.50227 146		11		11	
DIV. I NON-CONF.																			
TOTALS		RPI 1-25		RPI 26-50		W-L RECORDS		RPI 51-100		RPI 101-150		RPI 150+							
16-21-0		0-4-0		1-6-0		OVERALL		3-3-0		6-5-0		6-3-0							
11-12-0		0-1-0		0-1-0		HOME		3-3-0		3-4-0		5-3-0							
5-9-0		0-3-0		1-5-0		AWAY		0-0-0		3-1-0		1-0-0							
0-0-0		0-0-0		0-0-0		NEUTRAL		0-0-0		0-0-0		0-0-0							
10-12-0		0-4-0		1-3-0		NON-CONFERENCE		1-2-0		3-2-0		5-1-0							
7-7-0		0-1-0		0-1-0		HOME		1-2-0		2-2-0		4-1-0							
3-5-0		0-3-0		1-0-		AWAY		0-0-0		1-0-0		1-0-0							
0-0-0		0-0-0		0-0-0		NEUTRAL		0-0-0		0-0-0		0-0-0							
6-9-0		0-0-0		0-3-0		CONFERENCE		2-1-0		3-3-0		1-2-0							
4-5-0		0-0-0		0-0-0		HOME		2-1-0		1-2-0		1-2-0							
2-4-0		0-0-0		0-3-0		AWAY		0-0-0		2-1-0		0-0-0							
0-0-0		0-0-0		0-0-0		NEUTRAL		0-0-0		0-0-0		0-0-0							
RPI	S	Opponent		Score		RPI	S	Opponent		Score		RPI	S	Opponent		Score			
15	A	Auburn		0	6	36	A	Texas		10	7	58	H	Southern Miss.		6	5		
15	A	Auburn		0	5	38	A	Louisiana Tech		7	8	58	H	Southern Miss.		12	2		
15	A	Auburn		3	8	38	A	Louisiana Tech		2	4	58	H	Southern Miss.		6	14		
24	H	Missouri		11	12	38	A	Louisiana Tech		3	6	87	H	Bradley		2	3		
						42	A	Houston		2	4	87	H	Bradley		3	4		
						45	A	Texas St.		1	14	87	H	Bradley		7	2		
						45	H	Texas St.		3	8								
														126 H McNeese		5	2		
														126 H McNeese		3	12		
														126 H McNeese		5	16		
														138 A Rice		6	8		
														138 A Rice		4	2		
														138 A Rice		9	3		
														147 A A&M-Corpus Christi		16	4		
														147 H A&M-Corpus Christi		10	7		
														192 H Middle Tenn.		10	4		
														192 H Middle Tenn.		4	7		
														192 H Middle Tenn.		4	9		
														205 H Lamar University		25	2		
														212 A Houston Baptist		14	6		
														237 H Dartmouth		10	0		
														237 H Dartmouth		3	4		
														237 H Dartmouth		12	3		
														237 H Dartmouth		9	5		
				LAST 10 GAMES															
				38	A	Louisiana Tech		2	4	122	H	Old Dominion		13	14				
				38	A	Louisiana Tech		7	8	122	H	Old Dominion		4	3				
				237	H	Dartmouth		12	3	205	H	Lamar University		25	2				
				147	A	A&M-Corpus Christi		16	4	38	A	Louisiana Tech		3	6				
				122	H	Old Dominion		6	10	45	A	Texas St.		1	14				

Non-Div. I Games:

UTSA



Average RPI Win: 167		WON-LOST RECORD		WINNING PCT. RANK		LAST 10 GAMES		STRENGTH OF SCHEDULE		OPP. STRENGTH OF SCHEDULE		TEAM RPI		ADJ RPI		CONF. RPI		ADJ CONF. RPI					
Average RPI Loss: 100																							
DIV. I ONLY		16-22-0		.42105 206		4-5-0		69		146		153		.49791 153		11		11					
DIV. I NON-CONF.		13-10-0		.56522 119		2-1-0		86		159		94		.52681 94		11		11					
TOTALS		RPI 1-25		RPI 26-50		W-L RECORDS		RPI 51-100		RPI 101-150		RPI 150+											
16-22-0		0-2-0		0-8-0		OVERALL		1-2-0		5-2-0		10-8-0											
12-9-0		0-1-0		0-1-0		HOME		1-2-0		3-2-0		8-3-0											
4-13-0		0-1-0		0-7-0		AWAY		0-0-0		2-0-0		2-5-0											
0-0-0		0-0-0		0-0-0		NEUTRAL		0-0-0		0-0-0		0-0-0											
13-10-0		0-2-0		0-5-0		NON-CONFERENCE		0-0-0		4-0-0		9-3-0											
10-5-0		0-1-0		0-1-0		HOME		0-0-0		2-0-0		8-3-0											
3-5-0		0-1-0		0-0-		AWAY		0-0-0		2-0-0		1-0-0											
0-0-0		0-0-0		0-0-0		NEUTRAL		0-0-0		0-0-0		0-0-0											
3-12-0		0-0-0		0-3-0		CONFERENCE		1-2-0		1-2-0		1-5-0											
2-4-0		0-0-0		0-0-0		HOME		1-2-0		1-2-0		0-0-0											
1-8-0		0-0-0		0-3-0		AWAY		0-0-0		0-0-0		1-5-0											
0-0-0		0-0-0		0-0-0		NEUTRAL		0-0-0		0-0-0		0-0-0											
RPI	S	Opponent		Score		RPI	S	Opponent		Score		RPI	S	Opponent		Score							
12	A	Mississippi St.		2	3	27	A	Ole Miss		1	2	56	H	Fla. Atlantic		6	9	102	A	Troy		7	6
15	H	Auburn		5	13	27	A	Ole Miss		4	13	56	H	Fla. Atlantic		6	5	102	H	Troy		8	6
						27	A	Ole Miss		9	15	56	H	Fla. Atlantic		2	6	122	H	Old Dominion		7	14
						38	A	Louisiana Tech		2	3							122	H	Old Dominion		5	9
						38	A	Louisiana Tech		2	5							122	H	Old Dominion		6	5
						38	A	Louisiana Tech		6	7							134	A	Samford		7	2
						41	A	Alabama		3	4							134	H	Samford		9	0
						41	H	Alabama		2	3							156	H	Radford		7	8
																		156	H	Radford		5	1
																		156	H	Radford		11	8
																		162	H	Jacksonville St.		3	5
																		178	A	Western Ky.		3	5
																		178	A	Western Ky.		4	5
																		178	A	Western Ky.		5	6
																		192	A	Middle Tenn.		10	8
																		192	A	Middle Tenn.		3	7
																		192	A	Middle Tenn.		2	9
																		199	H	Holy Cross		6	2
																		199	H	Holy Cross		20	6
																		199	H	Holy Cross		8	2
																		223	H	SIUE		13	5
																		223	H	SIUE		5	3
																		223	H	SIUE		8	3
																		257	A	Alabama St.		10	6
																		298	H	Alabama A&M		8	16

Non-Div. I Games:

UAB



Average RPI Win: 216		WON-LOST	WINNING	LAST 10	STRENGTH OF		OPP. STRENGTH	TEAM	ADJ	CONF.	ADJ CONF.
Average RPI Loss: 124		RECORD	PCT. RANK	GAMES	SCHEDULE		OF SCHEDULE	RPI	RPI	RPI	RPI
DIV. I ONLY		21-13-0	.61765	73	6-4-0		246	224	154	.4974	154
DIV. I NON-CONF.		14-10-0	.58333	107	2-1-0		240	188	148	.50167	148
TOTALS		RPI 1-25	RPI 26-50		W-L RECORDS		RPI 51-100		RPI 101-150		RPI 150+
21-13-0	0-2-0	1-2-0		OVERALL		0-1-0		5-5-0		15-3-0	
12-1-0	0-0-0	0-0-0		HOME		0-0-0		2-0-0		10-1-0	
2-9-0	0-1-0	1-2-0		AWAY		0-1-0		1-4-0		0-1-0	
7-3-0	0-1-0	0-0-0		NEUTRAL		0-0-0		2-1-0		5-1-0	
14-10-0	0-2-0	1-2-0		NON-CONFERENCE		0-1-0		3-3-0		10-2-0	
6-0-0	0-0-0	0-0-0		HOME		0-0-0		1-0-0		5-0-0	
1-7-0	0-1-0	1-0-		AWAY		0-1-0		0-2-0		0-1-0	
7-3-0	0-1-0	0-0-0		NEUTRAL		0-0-0		2-1-0		5-1-0	
7-3-0	0-0-0	0-0-0		CONFERENCE		0-0-0		2-2-0		5-1-0	
6-1-0	0-0-0	0-0-0		HOME		0-0-0		1-0-0		5-1-0	
1-2-0	0-0-0	0-0-0		AWAY		0-0-0		1-2-0		0-0-0	
0-0-0	0-0-0	0-0-0		NEUTRAL		0-0-0		0-0-0		0-0-0	
RPI S	Opponent	Score	RPI S	Opponent	Score	RPI S	Opponent	Score	RPI S	Opponent	Score
10 N	Stanford	1 2	41 A	Alabama	1 7	72 A	UCF	8 9	112 N	Kansas	1 6
21 A	Indiana	3 14	41 A	Alabama	0 6				119 N	Notre Dame	6 2
			41 A	Alabama	8 5				119 N	Notre Dame	2 0
									132 A	Grand Canyon	2 12
									135 A	Central Mich.	0 5
									135 A	Central Mich.	4 5
									135 A	Central Mich.	10 0
									145 H	Kent St.	9 8
									150 A	Dayton	4 5
									150 H	Dayton	11 6
									169 H	Purdue	6 0
									230 N	CSU Bakersfield	10 6
									230 N	CSU Bakersfield	6 7
									233 N	Saint Joseph's	7 5
									234 H	Valparaiso	14 8
									245 H	Butler	12 5
									246 H	Western Mich.	20 15
									246 H	Western Mich.	8 5
									246 H	Western Mich.	10 3
									259 A	Charleston So.	4 12
									259 N	Charleston So.	3 1
									266 N	Georgetown	6 4
									280 H	Eastern Mich.	5 7
									280 H	Eastern Mich.	11 5
									280 H	Eastern Mich.	3 2
									296 H	Purdue Fort Wayne	11 6
									296 H	Purdue Fort Wayne	12 11
LAST 10 GAMES											
			280 H	Eastern Mich.	5 7		245 H	Butler	12 5		
			280 H	Eastern Mich.	11 5		135 A	Central Mich.	10 0		
			150 H	Dayton	11 6		135 A	Central Mich.	0 5		
			21 A	Indiana	3 14		135 A	Central Mich.	4 5		
			280 H	Eastern Mich.	3 2		145 H	Kent St.	9 8		

Non-Div. I Games: Manchester 12 4 Ind.-Kokomo 12 5

Ball St.



RPI	S	Opponent	Score	
297	N	Mt. St. Mary's	12	9

Ball St.

B  
a  
l  
l  
S  
t  
.

B  
a  
l  
l  
S  
t  
.



Average RPI Win: 176		WON-LOST	WINNING	LAST 10	STRENGTH OF		OPP. STRENGTH	TEAM	ADJ	CONF.	ADJ CONF.
Average RPI Loss: 166		RECORD	PCT. RANK	GAMES	SCHEDULE		OF SCHEDULE	RPI	RPI	RPI	RPI
DIV. I ONLY		16-17-0	.48485	163	4-6-0		167	204	155	.49724	155
DIV. I NON-CONF.		9-8-0	.52941	136	2-1-0		100	166	82	.53513	82
TOTALS		RPI 1-25	RPI 26-50		W-L RECORDS		RPI 51-100		RPI 101-150		RPI 150+
16-17-0	0-1-0	1-0-0		OVERALL		1-2-0		2-3-0		12-11-0	
6-6-0	0-0-0	0-0-0		HOME		1-2-0		0-1-0		5-3-0	
10-11-0	0-1-0	1-0-0		AWAY		0-0-0		2-2-0		7-8-0	
0-0-0	0-0-0	0-0-0		NEUTRAL		0-0-0		0-0-0		0-0-0	
9-8-0	0-1-0	1-0-0		NON-CONFERENCE		0-0-0		1-1-0		7-6-0	
4-2-0	0-0-0	0-0-0		HOME		0-0-0		0-1-0		4-1-0	
5-6-0	0-1-0	1-0-		AWAY		0-0-0		1-0-0		3-5-0	
0-0-0	0-0-0	0-0-0		NEUTRAL		0-0-0		0-0-0		0-0-0	
7-9-0	0-0-0	0-0-0		CONFERENCE		1-2-0		1-2-0		5-5-0	
2-4-0	0-0-0	0-0-0		HOME		1-2-0		0-0-0		1-2-0	
5-5-0	0-0-0	0-0-0		AWAY		0-0-0		1-2-0		4-3-0	
0-0-0	0-0-0	0-0-0		NEUTRAL		0-0-0		0-0-0		0-0-0	
RPI S	Opponent	Score		RPI S	Opponent	Score		RPI S	Opponent	Score	
20 A	North Carolina	8	18	50 A	South Carolina	10	2	61 H	Campbell	9	8
								61 H	Campbell	3	11
								61 H	Campbell	5	10
								127 A	Western Caro.	5	4
								127 H	Western Caro.	3	4
								128 A	Presbyterian	5	4
								128 A	Presbyterian	6	11
								128 A	Presbyterian	5	6
								158 A	Winthrop	0	2
								161 H	Navy	1	0
								161 H	Navy	5	3
								161 H	Navy	3	2
								163 A	Furman	5	3
								163 A	Furman	2	7
								163 H	Furman	3	18
								166 A	Appalachian St.	3	24
								166 A	Appalachian St.	12	3
								176 H	Davidson	10	1
								183 A	Wofford	5	7
								183 A	Wofford	5	14
								183 A	Wofford	2	6
								197 A	Charlotte	11	4
								240 A	USC Upstate	9	7
								240 A	USC Upstate	19	11
								240 A	USC Upstate	7	6
								259 A	Charleston So.	3	10
								259 A	Charleston So.	6	8
								259 A	Charleston So.	8	3
								259 A	Charleston So.	6	8
								291 H	Longwood	7	9
								291 H	Longwood	9	5
LAST 10 GAMES				166 A	Appalachian St.	3	24	197 A	Charlotte	11	4
				166 A	Appalachian St.	12	3	259 A	Charleston So.	3	10
				163 A	Furman	5	3	259 A	Charleston So.	8	3
				163 A	Furman	2	7	259 A	Charleston So.	6	8
				158 A	Winthrop	0	2	291 H	Longwood	7	9
								291 H	Longwood	9	5

Non-Div. I Games: Limestone 11 9

Gardner-Webb



RPI	S	Opponent	Score
291	H	Longwood	2 3

Gardner-Webb



Average RPI Win:	208	WON-LOST RECORD	WINNING PCT. RANK	LAST 10 GAMES	STRENGTH OF SCHEDULE	OPP. STRENGTH OF SCHEDULE	TEAM RPI	ADJ RPI	CONF. RPI	ADJ CONF. RPI
DIV. I ONLY		18-19-0	.48649 159	4-6-0	156	185	156	.49715 156	21	21
DIV. I NON-CONF.		8-13-0	.38095 204	1-2-0	181	142	210	.46794 210	21	21
TOTALS	RPI 1-25	RPI 26-50	W-L RECORDS	RPI 51-100	RPI 101-150	RPI 150+				
18-19-0	0-3-0	0-1-0	OVERALL	1-2-0	2-7-0	15-6-0				
9-6-0	0-0-0	0-0-0	HOME	0-0-0	1-3-0	8-3-0				
7-13-0	0-3-0	0-1-0	AWAY	1-2-0	1-4-0	5-3-0				
2-0-0	0-0-0	0-0-0	NEUTRAL	0-0-0	0-0-0	2-0-0				
8-13-0	0-3-0	0-1-0	NON-CONFERENCE	0-0-0	1-5-0	7-4-0				
4-4-0	0-0-0	0-0-0	HOME	0-0-0	1-3-0	3-1-0				
2-9-0	0-3-0	0-0-	AWAY	0-0-0	0-2-0	2-3-0				
2-0-0	0-0-0	0-0-0	NEUTRAL	0-0-0	0-0-0	2-0-0				
10-6-0	0-0-0	0-0-0	CONFERENCE	1-2-0	1-2-0	8-2-0				
5-2-0	0-0-0	0-0-0	HOME	0-0-0	0-0-0	5-2-0				
5-4-0	0-0-0	0-0-0	AWAY	1-2-0	1-2-0	3-0-0				
0-0-0	0-0-0	0-0-0	NEUTRAL	0-0-0	0-0-0	0-0-0				
RPI S Opponent Score	RPI S Opponent Score	RPI S Opponent Score	RPI S Opponent Score							
9 A East Carolina 3 4	35 A Virginia Tech 7 8	61 A Campbell 6 2	103 A ETSU 5 6							
9 A East Carolina 9 15		61 A Campbell 0 7	111 A Virginia 3 6							
9 A East Carolina 2 6		61 A Campbell 2 6	125 H Harvard 2 9							
			125 H Harvard 4 5							
			125 H Harvard 13 7							
			125 H Harvard 6 7							
			128 A Presbyterian 9 3							
			128 A Presbyterian 0 1							
			128 A Presbyterian 1 7							
			153 A UAB 8 7							
			153 A UAB 8 11							
			153 A UAB 1 5							
			158 H Winthrop 5 4							
			158 H Winthrop 13 3							
			158 H Winthrop 20 11							
			166 H Appalachian St. 5 0							
			183 A Wofford 9 10							
			240 H USC Upstate 3 1							
			240 H USC Upstate 6 7							
			240 H USC Upstate 3 4							
			254 A VMI 14 5							
			254 H VMI 7 5							
			256 H UMass Lowell 6 7							
			256 H UMass Lowell 8 3							
			259 A Charleston So. 9 6							
			259 A Charleston So. 6 5							
			259 A Charleston So. 7 1							
LAST 10 GAMES										
153 A UAB 8 11	291 H Longwood 10 6	254 H VMI 7 5	256 H UMass Lowell 6 7							
285 N Bucknell 9 1	111 A Virginia 3 6	256 H UMass Lowell 8 3	259 A Charleston So. 9 6							
9 A East Carolina 9 15	61 A Campbell 0 7	259 A Charleston So. 6 5	259 A Charleston So. 7 1							
9 A East Carolina 2 6	61 A Campbell 2 6									
125 H Harvard 2 9	61 A Campbell 6 2									

**Non-Div. I Games:**

Radford



RPI	S	Opponent	Score	
285	N	Bucknell	17	4
285	N	Bucknell	9	1
291	H	Longwood	10	6

Radford

R  
a  
d  
f  
o  
r  
d

R  
a  
d  
f  
o  
r  
d



Average RPI Win:	187	WON-LOST	WINNING	LAST 10	STRENGTH OF	OPP. STRENGTH	TEAM	ADJ	CONF.	ADJ CONF.	
Average RPI Loss:	128	RECORD	PCT. RANK	GAMES	SCHEDULE	OF SCHEDULE	RPI	RPI	RPI	RPI	
DIV. I ONLY	17-16-0	.51515	138	3-7-0	183	167	157	.49435	157	6	6
DIV. I NON-CONF.	16-11-0	.59259	104	2-2-0	180	220	112	.51911	112	6	6
<hr/>											
TOTALS	RPI 1-25	RPI 26-50		W-L RECORDS		RPI 51-100		RPI 101-150		RPI 150+	
17-16-0	0-0-0	0-3-0		OVERALL		1-3-0		6-5-0		10-5-0	
12-4-0	0-0-0	0-0-0		HOME		0-0-0		4-3-0		8-1-0	
5-12-0	0-0-0	0-3-0		AWAY		1-3-0		2-2-0		2-4-0	
0-0-0	0-0-0	0-0-0		NEUTRAL		0-0-0		0-0-0		0-0-0	
16-11-0	0-0-0	0-3-0		NON-CONFERENCE		1-0-0		5-3-0		10-5-0	
11-2-0	0-0-0	0-0-0		HOME		0-0-0		3-1-0		8-1-0	
5-9-0	0-0-0	0-0-		AWAY		1-0-0		2-2-0		2-4-0	
0-0-0	0-0-0	0-0-0		NEUTRAL		0-0-0		0-0-0		0-0-0	
1-5-0	0-0-0	0-0-0		CONFERENCE		0-3-0		1-2-0		0-0-0	
1-2-0	0-0-0	0-0-0		HOME		0-0-0		1-2-0		0-0-0	
0-3-0	0-0-0	0-0-0		AWAY		0-3-0		0-0-0		0-0-0	
0-0-0	0-0-0	0-0-0		NEUTRAL		0-0-0		0-0-0		0-0-0	
RPI	S	Opponent	Score	RPI	S	Opponent	Score	RPI	S	Opponent	Score
				30	A	Illinois	4 5	87	A	Bradley	0 8
				30	A	Illinois	4 5	87	A	Bradley	1 7
				30	A	Illinois	5 14	87	A	Bradley	4 14
								93	A	Arkansas St.	4 3
				</							

Non-Div. I Games:

Southern Ill.



W  
i  
n  
t  
h  
r  
o  
p

Winthrop



RPI	S	Opponent	Score	
278	H	The Citadel	8	1
291	A	Longwood	10	3
291	A	Longwood	9	3
291	A	Longwood	12	4

Winthrop

W  
i  
n  
t  
h  
r  
o  
p

W  
i  
n  
t  
h  
r  
o  
p



Average RPI Win:		191	WON-LOST		WINNING		LAST 10		STRENGTH OF		OPP. STRENGTH		TEAM	ADJ		CONF.	ADJ CONF.
Average RPI Loss:		123	RECORD		PCT. RANK		GAMES		SCHEDULE		OF SCHEDULE		RPI	RPI		RPI	RPI
DIV. I ONLY			14-15-0		.48276 166		7-3-0		220		145		159	.49298 159		19	19
DIV. I NON-CONF.			5-12-0		.29412 237		1-2-0		83		80		153	.49843 153		14	14
TOTALS		RPI 1-25		RPI 26-50		W-L RECORDS		RPI 51-100		RPI 101-150		RPI 150+					
14-15-0		1-0-0		0-4-0		OVERALL		2-3-0		0-4-0		11-4-0					
6-2-0		0-0-0		0-0-0		HOME		0-0-0		0-0-0		6-2-0					
8-13-0		1-0-0		0-4-0		AWAY		2-3-0		0-4-0		5-2-0					
0-0-0		0-0-0		0-0-0		NEUTRAL		0-0-0		0-0-0		0-0-0					
5-12-0		1-0-0		0-4-0		NON-CONFERENCE		2-3-0		0-4-0		2-1-0					
2-0-0		0-0-0		0-0-0		HOME		0-0-0		0-0-0		2-0-0					
3-12-0		1-0-0		0-0-		AWAY		2-3-0		0-4-0		0-1-0					
0-0-0		0-0-0		0-0-0		NEUTRAL		0-0-0		0-0-0		0-0-0					
9-3-0		0-0-0		0-0-0		CONFERENCE		0-0-0		0-0-0		9-3-0					
4-2-0		0-0-0		0-0-0		HOME		0-0-0		0-0-0		4-2-0					
5-1-0		0-0-0		0-0-0		AWAY		0-0-0		0-0-0		5-1-0					
0-0-0		0-0-0		0-0-0		NEUTRAL		0-0-0		0-0-0		0-0-0					
RPI	S	Opponent		Score		RPI	S	Opponent		Score		RPI	S	Opponent		Score	
18	A	Miami (FL)		4	2	40	A	Oklahoma		3	12	88	A	St. John's (NY)		7	22
						40	A	Oklahoma		2	6	91	A	North Florida		11	7
						40	A	Oklahoma		1	9	91	A	North Florida		4	6
						40	A	Oklahoma		0	9	91	A	North Florida		2	1
												91	A	North Florida		4	11
														136 A Cal Poly		2	3
														136 A Cal Poly		1	2
														136 A Cal Poly		4	5
														136 A Cal Poly		6	13
														179 A Fordham		2	3
														195 A Yale		4	1
														195 A Yale		3	2
														195 A Yale		8	2
														210 H Cornell		3	4
														210 H Cornell		3	0
														210 H Cornell		13	8
														228 H Manhattan		7	2
														237 H Dartmouth		1	23
														237 H Dartmouth		11	1
														237 H Dartmouth		23	9
														249 A Princeton		2	1
														249 A Princeton		6	8
														249 A Princeton		8	2
														263 H Monmouth		1	0
LAST 10 GAMES																	
						210	H	Cornell		3	0	195	A	Yale		3	2
						210	H	Cornell		13	8	91	A	North Florida		4	6
						249	A	Princeton		6	8	237	H	Dartmouth		1	23
						136	A	Cal Poly		6	13	263	H	Monmouth		1	0
						40	A	Oklahoma		2	6	195	A	Yale		4	1



H  
i  
g  
h  
P  
o  
i  
n  
t

High Point



Average RPI Win: 239		WON-LOST RECORD	WINNING PCT. RANK	LAST 10 GAMES	STRENGTH OF SCHEDULE	OPP. STRENGTH OF SCHEDULE	TEAM RPI	ADJ RPI		CONF. RPI	ADJ CONF. RPI	
Average RPI Loss: 179												
DIV. I ONLY		29-12-0	.70732 26	7-3-0	283	257	161	.49266	161	26	26	
DIV. I NON-CONF.		15-8-0	.65217 67	2-1-0	282	271	186	.4784	186	26	26	
<hr/>												
TOTALS		RPI 1-25		RPI 26-50		W-L RECORDS		RPI 51-100		RPI 101-150		RPI 150+
29-12-0		0-0-0		0-0-0		OVERALL		0-0-0		2-3-0		27-9-0
16-3-0		0-0-0		0-0-0		HOME		0-0-0		1-1-0		15-2-0
12-7-0		0-0-0		0-0-0		AWAY		0-0-0		0-0-0		12-7-0
1-2-0		0-0-0		0-0-0		NEUTRAL		0-0-0		1-2-0		0-0-0
15-8-0		0-0-0		0-0-0		NON-CONFERENCE		0-0-0		2-3-0		13-5-0
10-2-0		0-0-0		0-0-0		HOME		0-0-0		1-1-0		9-1-0
4-4-0		0-0-0		0-0-		AWAY		0-0-0		0-0-0		4-4-0
1-2-0		0-0-0		0-0-0		NEUTRAL		0-0-0		1-2-0		0-0-0
14-4-0		0-0-0		0-0-0		CONFERENCE		0-0-0		0-0-0		14-4-0
6-1-0		0-0-0		0-0-0		HOME		0-0-0		0-0-0		6-1-0
8-3-0		0-0-0		0-0-0		AWAY		0-0-0		0-0-0		8-3-0
0-0-0		0-0-0		0-0-0		NEUTRAL		0-0-0		0-0-0		0-0-0
RPI	S	Opponent	Score	RPI	S	Opponent	Score	RPI	S	Opponent	Score	
								123	N	Air Force	4 6	
								123	N	Air Force	2 1	
								123	N	Air Force	2 7	
								139	H	Massachusetts	0 3	
								139	H	Massachusetts	12 4	
								155	A	Gardner-Webb	0 1	
								155	A	Gardner-Webb	2 3	
								155	A	Gardner-Webb	3 5	
								196	A	Lafayette	24 13	
								196	A	Lafayette	10 1	
								196	A	Lafayette	11 9	
								199	A	Holy Cross	6 1	
								199	A	Holy Cross	0 4	
								199	H	Holy Cross	4 3	
								199	H	Holy Cross	1 4	
								199	H	Holy Cross	3 1	
								209	A	Army West Point	5 2	
								209	A	Army West Point	2 5	
								210	H	Cornell	5 1	
								210	H	Cornell	2 1	
								210	H	Cornell	2 3	
								220	A	UMBC	3 9	
								220	H	UMBC	13 4	
								236	H	Central Conn. St.	5 2	
								241	H	Coppin St.	5 4	
								241	H	Coppin St.	5 3	
								258	A	Lehigh	4 16	
LAST 10 GAMES												
				139	H	Massachusetts	12 4	285	H	Bucknell	11 10	
				123	N	Air Force	2 7	210	H	Cornell	2 3	
				123	N	Air Force	4 6	196	A	Lafayette	24 13	
				199	A	Holy Cross	0 4	209	A	Army West Point	2 5	
				199	H	Holy Cross	4 3	285	H	Bucknell	15 2	

Non-Div. I Games:

Navy



RPI	S	Opponent	Score	
258	A	Lehigh	4	1
258	A	Lehigh	3	0
266	A	Georgetown	12	3
266	H	Georgetown	17	3
277	H	Delaware St.	11	3
285	A	Bucknell	3	1
285	H	Bucknell	9	4
285	H	Bucknell	15	2
285	H	Bucknell	6	3
285	H	Bucknell	11	10
287	A	Villanova	14	3
287	A	Villanova	5	1
297	A	Mt. St. Mary's	8	4
297	H	Mt. St. Mary's	11	7

Navy

N  
a  
v  
y

N  
a  
v  
y



Average RPI Win:		187	WON-LOST RECORD		WINNING PCT. RANK		LAST 10 GAMES		STRENGTH OF SCHEDULE		OPP. STRENGTH OF SCHEDULE		TEAM RPI		ADJ RPI		CONF. RPI		ADJ CONF. RPI		
DIV. I ONLY			20-16-0		.55556 118		8-2-0		204		154		162		.49208 162		20		20		
DIV. I NON-CONF.			9-11-0		.45 173		1-0-0		198		67		199		.47346 199		22		22		
TOTALS		RPI 1-25		RPI 26-50		W-L RECORDS		RPI 51-100		RPI 101-150		RPI 150+									
20-16-0		1-1-0		0-1-0		OVERALL		0-3-0		5-4-0		14-7-0									
13-8-0		0-0-0		0-0-0		HOME		0-0-0		4-4-0		9-4-0									
7-8-0		1-1-0		0-1-0		AWAY		0-3-0		1-0-0		5-3-0									
0-0-0		0-0-0		0-0-0		NEUTRAL		0-0-0		0-0-0		0-0-0									
9-11-0		1-1-0		0-1-0		NON-CONFERENCE		0-3-0		3-3-0		5-3-0									
6-6-0		0-0-0		0-0-0		HOME		0-0-0		2-3-0		4-3-0									
3-5-0		1-1-0		0-0-		AWAY		0-3-0		1-0-0		1-0-0									
0-0-0		0-0-0		0-0-0		NEUTRAL		0-0-0		0-0-0		0-0-0									
11-5-0		0-0-0		0-0-0		CONFERENCE		0-0-0		2-1-0		9-4-0									
7-2-0		0-0-0		0-0-0		HOME		0-0-0		2-1-0		5-1-0									
4-3-0		0-0-0		0-0-0		AWAY		0-0-0		0-0-0		4-3-0									
0-0-0		0-0-0		0-0-0		NEUTRAL		0-0-0		0-0-0		0-0-0									
RPI	S	Opponent		Score		RPI	S	Opponent		Score		RPI	S	Opponent		Score					
6	A	Georgia		1	5	41	A	Alabama		2	13	97	A	Jacksonville		1	2				
15	A	Auburn		11	6							97	A	Jacksonville		7	16				
												97	A	Jacksonville		2	5				
												102	A	Troy		9	7				
												102	H	Troy		9	5				
												129	H	Eastern Ill.		12	5				
												129	H	Eastern Ill.		4	5				
												129	H	Eastern Ill.		6	5				
												134	H	Samford		3	5				
												142	H	FIU		3	1				
												142	H	FIU		2	5				
												142	H	FIU		1	2				
												153	A	UAB		5	3				
												169	H	Purdue		4	0				
												169	H	Purdue		3	0				
												169	H	Purdue		5	9				
												180	A	Murray St.		4	2				
												180	A	Murray St.		7	8				
												180	A	Murray St.		8	9				
												184	A	Eastern Ky.		18	3				
												211	H	Belmont		1	7				
												211	H	Belmont		9	4				
												211	H	Belmont		9	0				
												238	H	North Ala.		14	1				
												238	H	North Ala.		1	2				
												238	H	North Ala.		12	10				
												257	H	Alabama St.		5	9				
												271	A	Southeast Mo. St.		4	3				
												271	A	Southeast Mo. St.		8	7				
												271	A	Southeast Mo. St.		8	9				
LAST 10 GAMES																					
211 H Belmont						1	7	184 A Eastern Ky.						18	3						
142 H FIU						2	5	211 H Belmont						9	4						
142 H FIU						3	1	211 H Belmont						9	0						
238 H North Ala.						1	2	15 A Auburn						11	6						
238 H North Ala.						12	10	271 A Southeast Mo. St.						8	7						

**Non-Div. I Games:**

Jacksonville St.



Jacksonville St.



Average RPI Win: 181		WON-LOST RECORD		WINNING PCT. RANK		LAST 10 GAMES		STRENGTH OF SCHEDULE		OPP. STRENGTH OF SCHEDULE		TEAM RPI		ADJ RPI		CONF. RPI		ADJ CONF. RPI	
DIV. I ONLY		14-23-0		.37838 230		4-6-0		65		191		163		.49168 163		16		16	
DIV. I NON-CONF.		8-16-0		.33333 223		1-2-0		98		152		191		.47579 191		18		18	
TOTALS		RPI 1-25		RPI 26-50		W-L RECORDS		RPI 51-100		RPI 101-150		RPI 150+							
14-23-0		0-2-0		0-1-0		OVERALL		1-8-0		3-7-0		10-5-0							
8-9-0		0-1-0		0-1-0		HOME		0-0-0		2-4-0		6-3-0							
6-12-0		0-1-0		0-0-0		AWAY		1-7-0		1-3-0		4-1-0							
0-2-0		0-0-0		0-0-0		NEUTRAL		0-1-0		0-0-0		0-1-0							
8-16-0		0-2-0		0-1-0		NON-CONFERENCE		0-6-0		1-2-0		7-5-0							
4-7-0		0-1-0		0-1-0		HOME		0-0-0		1-2-0		3-3-0							
4-7-0		0-1-0		0-0-		AWAY		0-5-0		0-0-0		4-1-0							
0-2-0		0-0-0		0-0-0		NEUTRAL		0-1-0		0-0-0		0-1-0							
6-7-0		0-0-0		0-0-0		CONFERENCE		1-2-0		2-5-0		3-0-0							
4-2-0		0-0-0		0-0-0		HOME		0-0-0		1-2-0		3-0-0							
2-5-0		0-0-0		0-0-0		AWAY		1-2-0		1-3-0		0-0-0							
0-0-0		0-0-0		0-0-0		NEUTRAL		0-0-0		0-0-0		0-0-0							
RPI	S	Opponent		Score		RPI	S	Opponent		Score		RPI	S	Opponent		Score			
23	A	Clemson		0	2	50	H	South Carolina		7	12	76	A	Wake Forest		1	5		
23	H	Clemson		1	3							76	A	Wake Forest		2	11		
												76	N	Wake Forest		7	13		
												83	A	Col. of Charleston		3	13		
												83	A	Col. of Charleston		1	2		
												83	A	Col. of Charleston		1	3		
												95	A	UNC Greensboro		10	3		
												95	A	UNC Greensboro		9	11		
												95	A	UNC Greensboro		1	2		

Non-Div. I Games:

Furman



Average RPI Win:		192	WON-LOST RECORD		WINNING PCT. RANK		LAST 10 GAMES		STRENGTH OF SCHEDULE		OPP. STRENGTH OF SCHEDULE		TEAM RPI		ADJ RPI		CONF. RPI		ADJ CONF. RPI	
DIV. I ONLY			21-17-0		.55263 120		5-5-0		198		188		164		.49088 164		8		8	
DIV. I NON-CONF.			17-11-0		.60714 100		3-1-0		222		230		141		.50328 141		7		7	
TOTALS		RPI 1-25		RPI 26-50		W-L RECORDS		RPI 51-100		RPI 101-150		RPI 150+								
21-17-0		0-0-0		0-1-0		OVERALL		3-4-0		2-4-0		16-8-0								
11-7-0		0-0-0		0-0-0		HOME		3-4-0		1-1-0		7-2-0								
6-7-0		0-0-0		0-0-0		AWAY		0-0-0		1-2-0		5-5-0								
4-3-0		0-0-0		0-1-0		NEUTRAL		0-0-0		0-1-0		4-1-0								
17-11-0		0-0-0		0-1-0		NON-CONFERENCE		1-0-0		2-4-0		14-6-0								
9-3-0		0-0-0		0-0-0		HOME		1-0-0		1-1-0		7-2-0								
4-6-0		0-0-0		0-0-		AWAY		0-0-0		1-2-0		3-4-0								
4-2-0		0-0-0		0-1-0		NEUTRAL		0-0-0		0-1-0		4-0-0								
4-6-0		0-0-0		0-0-0		CONFERENCE		2-4-0		0-0-0		2-2-0								
2-4-0		0-0-0		0-0-0		HOME		2-4-0		0-0-0		0-0-0								
2-1-0		0-0-0		0-0-0		AWAY		0-0-0		0-0-0		2-1-0								
0-1-0		0-0-0		0-0-0		NEUTRAL		0-0-0		0-0-0		0-1-0								
RPI	S	Opponent	Score	RPI	S	Opponent	Score	RPI	S	Opponent	Score	RPI	S	Opponent	Score					
				49	N	BYU	1 5	67	H	Michigan	10 5	113	H	Cincinnati	5 9					
								67	H	Michigan	10 4	127	N	Western Caro.	5 8					
								67	H	Michigan	2 6	130	A	FGCU	2 0					
								75	H	Xavier	8 5	147	A	A&M-Corpus Christi	2 3					
								98	H	Northwestern	4 10	147	A	A&M-Corpus Christi	7 8					
								98	H	Northwestern	2 7	150	H	Dayton	4 2					
								98	H	Northwestern	5 13	163	A	Furman	10 11					
												171	A	Rutgers	2 0					
												171	A	Rutgers	5 3					
												171	A	Rutgers	2 3					
												183	A	Wofford	6 8					
												188	N	Michigan St.	1 7					
												190	H	Lipscomb	14 3					
												190	H	Lipscomb	7 6					
												190	H	Lipscomb	3 9					
												202	N	Seton Hall	6 0					
												202	N	Seton Hall	4 3					
												202	N	Seton Hall	5 3					
												214	N	Oral Roberts	8 3					
												216	H	Toledo	9 4					
												243	A	Ohio	10 8					
				LAST 10 GAMES								247	H	Hawaii	3 15					
				67	H	Michigan	2 6	75	H	Xavier	8 5	247	H	Hawaii	7 5					
				67	H	Michigan	10 4	67	H	Michigan	10 5	247	H	Hawaii	6 4					
				171	A	Rutgers	2 3	150	H	Dayton	4 2	247	H	Hawaii	6 5					
				171	A	Rutgers	2 0	243	A	Ohio	10 8	264	A	Bethune-Cookman	3 8					
				163	A	Furman	10 11	98	H	Northwestern	4 10	264	A	Bethune-Cookman	6 0					

**Non-Div. I Games:**

Ohio St.



RPI	S	Opponent	Score	
264	A	Bethune-Cookman	16	9
264	A	Bethune-Cookman	3	4
270	H	Northern Ky.	10	8

Ohio St.

O  
h  
i  
o  
s  
t  
.

O  
h  
i  
o  
s  
t  
.



Average RPI Win:		208	WON-LOST RECORD		WINNING PCT. RANK		LAST 10 GAMES		STRENGTH OF SCHEDULE		OPP. STRENGTH OF SCHEDULE		TEAM RPI		ADJ RPI		CONF. RPI		ADJ CONF. RPI	
DIV. I ONLY			22-15-0		.59459	83	5-5-0		244		121	165		.48929	165	11		11		
DIV. I NON-CONF.			13-8-0		.61905	92	2-1-0		279		161	201		.47311	201	11		11		
TOTALS		RPI 1-25		RPI 26-50		W-L RECORDS		RPI 51-100		RPI 101-150		RPI 150+								
22-15-0		0-1-0		1-3-0		OVERALL		0-4-0		3-2-0		18-5-0								
13-6-0		0-1-0		0-1-0		HOME		0-0-0		3-1-0		10-3-0								
6-5-0		0-0-0		1-1-0		AWAY		0-3-0		0-0-0		5-1-0								
3-4-0		0-0-0		0-1-0		NEUTRAL		0-1-0		0-1-0		3-1-0								
13-8-0		0-1-0		0-3-0		NON-CONFERENCE		0-1-0		1-1-0		12-2-0								
7-3-0		0-1-0		0-1-0		HOME		0-0-0		1-0-0		6-1-0								
3-1-0		0-0-0		0-0-		AWAY		0-0-0		0-0-0		3-0-0								
3-4-0		0-0-0		0-1-0		NEUTRAL		0-1-0		0-1-0		3-1-0								
9-7-0		0-0-0		1-0-0		CONFERENCE		0-3-0		2-1-0		6-3-0								
6-3-0		0-0-0		0-0-0		HOME		0-0-0		2-1-0		4-2-0								
3-4-0		0-0-0		1-0-0		AWAY		0-3-0		0-0-0		2-1-0								
0-0-0		0-0-0		0-0-0		NEUTRAL		0-0-0		0-0-0		0-0-0								
RPI	S	Opponent		Score		RPI	S	Opponent		Score		RPI	S	Opponent		Score				
14	H	West Virginia		3	15	35	A	Virginia Tech		0	7	58	A	Southern Miss.		3	10			
						35	H	Virginia Tech		3	11	58	A	Southern Miss.		3	4			
						38	A	Louisiana Tech		7	3	58	A	Southern Miss.		10	11			
						46	N	Indiana St.		1	4	86	N	Iowa		0	10			

Non-Div. I Games:

Marshall



RPI	S	Opponent	Score	
280	H	Eastern Mich.	10	3

Marshall

M  
a  
r  
s  
h  
a  
l  
l

M  
a  
r  
s  
h  
a  
l  
l



Average RPI Win: 155		WON-LOST	WINNING	LAST 10	STRENGTH OF		OPP. STRENGTH	TEAM	ADJ	CONF.	ADJ CONF.
Average RPI Loss: 95		RECORD	PCT. RANK	GAMES	SCHEDULE		OF SCHEDULE	RPI	RPI	RPI	RPI
DIV. I ONLY		15-20-0	.42857	203	5-5-0		144	58	166	.48886	166
DIV. I NON-CONF.		8-12-0	.4	193	1-2-0		127	61	161	.49482	161
TOTALS		RPI 1-25	RPI 26-50		W-L RECORDS		RPI 51-100		RPI 101-150		RPI 150+
15-20-0		0-4-0	1-3-0		OVERALL		2-4-0		4-3-0		8-6-0
9-9-0		0-0-0	1-2-0		HOME		1-3-0		2-0-0		5-4-0
4-11-0		0-4-0	0-1-0		AWAY		1-1-0		2-3-0		1-2-0
2-0-0		0-0-0	0-0-0		NEUTRAL		0-0-0		0-0-0		2-0-0
8-12-0		0-4-0	0-1-0		NON-CONFERENCE		1-2-0		0-1-0		7-4-0
4-3-0		0-0-0	0-0-0		HOME		0-1-0		0-0-0		4-2-0
2-9-0		0-4-0	0-0-		AWAY		1-1-0		0-1-0		1-2-0
2-0-0		0-0-0	0-0-0		NEUTRAL		0-0-0		0-0-0		2-0-0
7-8-0		0-0-0	1-2-0		CONFERENCE		1-2-0		4-2-0		1-2-0
5-6-0		0-0-0	1-2-0		HOME		1-2-0		2-0-0		1-2-0
2-2-0		0-0-0	0-0-0		AWAY		0-0-0		2-2-0		0-0-0
0-0-0		0-0-0	0-0-0		NEUTRAL		0-0-0		0-0-0		0-0-0
RPI S	Opponent	Score	RPI S	Opponent	Score	RPI S	Opponent	Score	RPI S	Opponent	Score
8 A	Tennessee	0 6	45 H	Texas St.	3 8	56 A	Fla. Atlantic	6 3	102 A	Troy	2 8
8 A	Tennessee	0 2	45 H	Texas St.	3 0	62 H	Ga. Southern	2 6	103 A	ETSU	0 4
8 A	Tennessee	0 3	45 H	Texas St.	4 5	62 H	Ga. Southern	0 3	106 A	Louisiana	6 5
18 A	Miami (FL)	1 6	50 A	South Carolina	1 3	62 H	Ga. Southern	9 5	106 A	Louisiana	4 7
						76 A	Wake Forest	4 5	106 A	Louisiana	6 5
						76 H	Wake Forest	6 10	146 H	La.-Monroe	10 8
									146 H	La.-Monroe	3 2
									155 H	Gardner-Webb	24 3
									155 H	Gardner-Webb	3 12
									156 A	Radford	0 5
									163 A	Furman	5 6
									163 N	Furman	14 0
									188 N	Michigan St.	9 6
									217 H	Georgia St.	6 17
									217 H	Georgia St.	9 3
									217 H	Georgia St.	0 2
									228 H	Manhattan	4 5
									228 H	Manhattan	5 2
									228 H	Manhattan	14 5
									235 A	UNC Asheville	8 2
									239 H	N.C. Central	13 0
LAST 10 GAMES											
163 A	Furman	5 6	146 H	La.-Monroe	10 8						
155 H	Gardner-Webb	24 3	146 H	La.-Monroe	3 2						
155 H	Gardner-Webb	3 12	235 A	UNC Asheville	8 2						
102 A	Troy	2 8	62 H	Ga. Southern	2 6						
103 A	ETSU	0 4	62 H	Ga. Southern	9 5						

Non-Div. I Games:

Appalachian St.



New  
Orleans

New Orleans



Average RPI Win: 199		WON-LOST	WINNING	LAST 10	STRENGTH OF		OPP. STRENGTH	TEAM	ADJ	CONF.	ADJ CONF.
Average RPI Loss: 120		RECORD	PCT. RANK	GAMES	SCHEDULE		OF SCHEDULE	RPI	RPI	RPI	RPI
DIV. I ONLY		18-18-0	.5	145	5-5-0		152	192	168	.48874	168
DIV. I NON-CONF.		9-7-0	.5625	121	1-0-0		186	251	182	.47991	182
TOTALS		RPI 1-25	RPI 26-50		W-L RECORDS		RPI 51-100		RPI 101-150		RPI 150+
18-18-0		0-1-0	0-0-0		OVERALL		1-4-0		2-8-0		15-5-0
13-7-0		0-0-0	0-0-0		HOME		1-3-0		2-2-0		10-2-0
4-9-0		0-1-0	0-0-0		AWAY		0-0-0		0-6-0		4-2-0
1-2-0		0-0-0	0-0-0		NEUTRAL		0-1-0		0-0-0		1-1-0
9-7-0		0-1-0	0-0-0		NON-CONFERENCE		0-2-0		0-2-0		9-2-0
8-3-0		0-0-0	0-0-0		HOME		0-1-0		0-1-0		8-1-0
0-2-0		0-1-0	0-0-		AWAY		0-0-0		0-1-0		0-0-0
1-2-0		0-0-0	0-0-0		NEUTRAL		0-1-0		0-0-0		1-1-0
9-11-0		0-0-0	0-0-0		CONFERENCE		1-2-0		2-6-0		6-3-0
5-4-0		0-0-0	0-0-0		HOME		1-2-0		2-1-0		2-1-0
4-7-0		0-0-0	0-0-0		AWAY		0-0-0		0-5-0		4-2-0
0-0-0		0-0-0	0-0-0		NEUTRAL		0-0-0		0-0-0		0-0-0
RPI S	Opponent	Score		RPI S	Opponent	Score		RPI S	Opponent	Score	
19 A	LSU	4	5					58 N	Southern Miss.	0	5
								78 H	Tulane	4	7
								82 H	Incarnate Word	7	3
								82 H	Incarnate Word	4	7
								82 H	Incarnate Word	4	6
								106 H	Louisiana	1	3
								108 A	South Alabama	3	6
								121 A	Northwestern St.	1	7
								121 A	Northwestern St.	7	9
								121 A	Northwestern St.	2	3
								126 A	McNeese	6	7
								126 A	McNeese	4	5
								147 H	A&M-Corpus Christi	6	3
								147 H	A&M-Corpus Christi	3	4
								147 H	A&M-Corpus Christi	5	3
								157 H	Southern Ill.	7	3
								157 H	Southern Ill.	5	6
								157 H	Southern Ill.	3	2
								167 H	New Orleans	2	3
								167 H	New Orleans	9	1
								167 H	New Orleans	3	2
								173 A	Central Ark.	2	1
								173 A	Central Ark.	0	5
								173 A	Central Ark.	3	4
								198 H	Southern U.	4	2
								199 N	Holy Cross	11	2
								199 N	Holy Cross	6	8
								205 A	Lamar University	6	5
								205 A	Lamar University	4	2
								205 A	Lamar University	5	4
								260 H	Grambling	16	5
								260 H	Grambling	7	2
LAST 10 GAMES								82 H	Incarnate Word	4	7
								82 H	Incarnate Word	7	3
								82 H	Incarnate Word	4	6
								121 A	Northwestern St.	2	3
								198 H	Southern U.	4	2
								121 A	Northwestern St.	7	9
								121 A	Northwestern St.	1	7
								294 H	Alcorn	10	1
								260 H	Grambling	7	2
								260 H	Grambling	16	5

Non-Div. I Games:

Nicholls St.



RPI	S	Opponent	Score	
260	H	Grambling	6	1
294	H	Alcorn	10	1
294	H	Alcorn	25	5

Nicholls St.

N  
i  
c  
h  
o  
l  
l  
s  
s  
t  
.

N  
i  
c  
h  
o  
l  
l  
s  
s  
t  
.



Average RPI Win:	166	WON-LOST	WINNING	LAST 10	STRENGTH OF	OPP. STRENGTH	TEAM	ADJ	CONF.	ADJ CONF.					
Average RPI Loss:	97	RECORD	PCT. RANK	GAMES	SCHEDULE	OF SCHEDULE	RPI	RPI	RPI	RPI					
DIV. I ONLY		12-23-0	.34286	243	3-7-0	82	155	169	.48871	169	8	8			
DIV. I NON-CONF.		7-16-0	.30435	233	1-1-0	112	200	203	.47099	203	7	7			
<hr/>															
TOTALS	RPI 1-25	RPI 26-50		W-L RECORDS		RPI 51-100		RPI 101-150		RPI 150+					
12-23-0	0-1-0	1-8-0		OVERALL		3-6-0		0-1-0		8-7-0					
6-4-0	0-0-0	0-1-0		HOME		1-2-0		0-1-0		5-0-0					
4-18-0	0-1-0	1-7-0		AWAY		2-4-0		0-0-0		1-6-0					
2-1-0	0-0-0	0-0-0		NEUTRAL		0-0-0		0-0-0		2-1-0					
7-16-0	0-0-0	1-5-0		NON-CONFERENCE		0-3-0		0-1-0		6-7-0					
3-2-0	0-0-0	0-1-0		HOME		0-0-0		0-1-0		3-0-0					
2-13-0	0-0-0	1-0-		AWAY		0-3-0		0-0-0		1-6-0					
2-1-0	0-0-0	0-0-0		NEUTRAL		0-0-0		0-0-0		2-1-0					
5-7-0	0-1-0	0-3-0		CONFERENCE		3-3-0		0-0-0		2-0-0					
3-2-0	0-0-0	0-0-0		HOME		1-2-0		0-0-0		2-0-0					
2-5-0	0-1-0	0-3-0		AWAY		2-1-0		0-0-0		0-0-0					
0-0-0	0-0-0	0-0-0		NEUTRAL		0-0-0		0-0-0		0-0-0					
RPI	S	Opponent	Score	RPI	S	Opponent	Score	RPI	S	Opponent	Score				
21	A	Indiana	6 7	33	A	Nebraska	0 17	58	A	Southern Miss.	7 16	149	H	Milwaukee	1 6
				33	A	Nebraska	4 13	58	A	Southern Miss.	6 7	154	A	Ball St.	0 6
				33	A	Nebraska	5 9	58	A	Southern Miss.	2 4	162	A	Jacksonville St.	9 5
				36	A	Texas	2 7	86	H	Iowa	3 6	162	A	Jacksonville St.	0 3
				36	A	Texas	6 13	86	H	Iowa	4 10	162	A	Jacksonville St.	0 4
				36	A	Texas	0 3	86	H	Iowa	9 5	172	H	Penn St.	2 1
				36	A	Texas	4 0	98	A	Northwestern	9 7	172	H	Penn St.	1 0
				46	A	Indiana St.	3 4	98	A	Northwestern	5 2	206	N	NJIT	9 8
				46	H	Indiana St.	3 4	98	A	Northwestern	1 2	206	N	NJIT	3 2
												206	N	NJIT	3 9
												214	A	Oral Roberts	1 5
												214	A	Oral Roberts	4 10
												214	A	Oral Roberts	2 3
												234	H	Valparaiso	5 1
												245	H	Butler	5 3
												272	H	Bowling Green	9 2
<hr/>															
				LAST 10 GAMES											
				86	H	Iowa	9 5	206	N	NJIT	3 9				
				86	H	Iowa	3 6	214	A	Oral Roberts	1 5				
				172	H	Penn St.	2 1	36	A	Texas	4 0				
				206	N	NJIT	3 2	245	H	Butler	5 3				
				206	N	NJIT	9 8	86	H	Iowa	4 10				

Non-Div. I Games:

Purdue



Average RPI Win: 182		WON-LOST	WINNING	LAST 10	STRENGTH OF		OPP. STRENGTH	TEAM	ADJ	CONF.	ADJ CONF.
Average RPI Loss: 119		RECORD	PCT. RANK	GAMES	SCHEDULE		OF SCHEDULE	RPI	RPI	RPI	RPI
DIV. I ONLY		17-17-0	.5	145	7-3-0		151	174	170	.48853	12
DIV. I NON-CONF.		10-8-0	.55556	124	2-1-0		171	235	180	.48242	13
TOTALS		RPI 1-25	RPI 26-50		W-L RECORDS		RPI 51-100		RPI 101-150		RPI 150+
17-17-0		0-1-0	0-1-0		OVERALL		4-8-0		3-3-0		10-4-0
14-7-0		0-0-0	0-0-0		HOME		3-4-0		2-1-0		9-2-0
3-10-0		0-1-0	0-1-0		AWAY		1-4-0		1-2-0		1-2-0
0-0-0		0-0-0	0-0-0		NEUTRAL		0-0-0		0-0-0		0-0-0
10-8-0		0-1-0	0-1-0		NON-CONFERENCE		2-4-0		0-0-0		8-2-0
9-5-0		0-0-0	0-0-0		HOME		1-3-0		0-0-0		8-2-0
1-3-0		0-1-0	0-0-		AWAY		1-1-0		0-0-0		0-0-0
0-0-0		0-0-0	0-0-0		NEUTRAL		0-0-0		0-0-0		0-0-0
7-9-0		0-0-0	0-0-0		CONFERENCE		2-4-0		3-3-0		2-2-0
5-2-0		0-0-0	0-0-0		HOME		2-1-0		2-1-0		1-0-0
2-7-0		0-0-0	0-0-0		AWAY		0-3-0		1-2-0		1-2-0
0-0-0		0-0-0	0-0-0		NEUTRAL		0-0-0		0-0-0		0-0-0
RPI S	Opponent	Score	RPI S	Opponent	Score	RPI S	Opponent	Score	RPI S	Opponent	Score
13 A	Texas A&M	3 9	29 A	Baylor	3 6	54 A	UT Arlington	4 2	121 H	Northwestern St.	6 2
						54 H	UT Arlington	0 2	121 H	Northwestern St.	11 24
						63 H	Bryant	1 11	121 H	Northwestern St.	4 0
						63 H	Bryant	7 8	147 A	A&M-Corpus Christi	4 1
						63 H	Bryant	8 6	147 A	A&M-Corpus Christi	5 6
						71 A	TCU	4 12	147 A	A&M-Corpus Christi	3 7
						82 H	Incarnate Word	6 5	203 H	Hartford	11 7
						82 H	Incarnate Word	9 3	203 H	Hartford	8 7
						82 H	Incarnate Word	2 4	203 H	Hartford	2 1
						92 A	Southeastern La.	3 8	205 H	Lamar University	6 4
						92 A	Southeastern La.	9 12	212 A	Houston Baptist	1 5
						92 A	Southeastern La.	1 14	212 A	Houston Baptist	21 6
									212 A	Houston Baptist	1 8
									260 H	Grambling	7 8
									260 H	Grambling	23 5
									260 H	Grambling	7 4
									280 H	Eastern Mich.	5 6
									290 H	Ark.-Pine Bluff	5 4
									290 H	Ark.-Pine Bluff	16 7
									290 H	Ark.-Pine Bluff	9 7
LAST 10 GAMES			LAST 10 GAMES			LAST 10 GAMES			LAST 10 GAMES		
			212 A	Houston Baptist	21 6				212 A	Houston Baptist	1 8
			212 A	Houston Baptist	1 5				82 H	Incarnate Word	9 3
			203 H	Hartford	8 7				82 H	Incarnate Word	6 5
			203 H	Hartford	11 7				82 H	Incarnate Word	2 4
			205 H	Lamar University	6 4				260 H	Grambling	7 8

Non-Div. I Games:      Arlington Baptist      11   0      Tex. Permian Basin      13   6      Tex. Permian Basin      6   5      Abilene Christian



Average RPI Win: 190		WON-LOST RECORD	WINNING PCT. RANK	LAST 10 GAMES	STRENGTH OF SCHEDULE	OPP. STRENGTH OF SCHEDULE	TEAM RPI	ADJ RPI	CONF. RPI	ADJ CONF. RPI			
Average RPI Loss: 117													
DIV. I ONLY		13-20-0	.39394 220	7-3-0	110	202	171	.48738 171	8	8			
DIV. I NON-CONF.		8-16-0	.33333 223	2-1-0	77	246	171	.487 171	7	7			
<hr/>													
TOTALS		RPI 1-25	RPI 26-50		W-L RECORDS		RPI 51-100		RPI 101-150		RPI 150+		
13-20-0		0-3-0	0-3-0		OVERALL		2-2-0		1-6-0		10-6-0		
7-3-0		0-0-0	0-0-0		HOME		1-0-0		0-0-0		6-3-0		
4-13-0		0-3-0	0-0-0		AWAY		1-2-0		1-5-0		2-3-0		
2-4-0		0-0-0	0-3-0		NEUTRAL		0-0-0		0-1-0		2-0-0		
8-16-0		0-3-0	0-3-0		NON-CONFERENCE		1-0-0		1-6-0		6-4-0		
3-1-0		0-0-0	0-0-0		HOME		1-0-0		0-0-0		2-1-0		
3-11-0		0-3-0	0-0-		AWAY		0-0-0		1-5-0		2-3-0		
2-4-0		0-0-0	0-3-0		NEUTRAL		0-0-0		0-1-0		2-0-0		
5-4-0		0-0-0	0-0-0		CONFERENCE		1-2-0		0-0-0		4-2-0		
4-2-0		0-0-0	0-0-0		HOME		0-0-0		0-0-0		4-2-0		
1-2-0		0-0-0	0-0-0		AWAY		1-2-0		0-0-0		0-0-0		
0-0-0		0-0-0	0-0-0		NEUTRAL		0-0-0		0-0-0		0-0-0		
RPI S	Opponent	Score		RPI S	Opponent	Score		RPI S	Opponent	Score			
18 A	Miami (FL)	3	19	46 N	Indiana St.	1	3	86 A	Iowa	1	6		
18 A	Miami (FL)	3	9	46 N	Indiana St.	5	7	86 A	Iowa	15	3		
18 A	Miami (FL)	1	7	46 N	Indiana St.	3	4	86 A	Iowa	5	9		
								94 H	Stony Brook	6	5		
								122 A	Old Dominion	2	3		
								122 A	Old Dominion	5	12		
								122 A	Old Dominion	2	12		
								125 N	Harvard	6	7		
								130 A	FGCU	4	1		
								130 A	FGCU	3	11		
								130 A	FGCU	1	4		
								164 H	Ohio St.	0	2		
								164 H	Ohio St.	3	2		
								164 H	Ohio St.	3	5		
								167 A	New Orleans	2	7		
								188 H	Michigan St.	8	0		
								188 H	Michigan St.	6	3		
								188 H	Michigan St.	4	2		
								196 A	Lafayette	9	3		
								227 H	Wagner	11	10		
								240 A	USC Upstate	8	7		
								240 A	USC Upstate	0	1		
								240 A	USC Upstate	4	13		
								245 N	Butler	3	2		
								251 H	Hofstra	4	6		
								262 N	Chicago St.	6	2		
								263 H	Monmouth	2	1		
<hr/>													
				LAST 10 GAMES									
				86 A Iowa				15	3	251 H Hofstra		4	6
				86 A Iowa				5	9	188 H Michigan St.		8	0
				164 H Ohio St.				3	2	188 H Michigan St.		6	3
				164 H Ohio St.				0	2	188 H Michigan St.		4	2
				46 N Indiana St.				5	7	196 A Lafayette		9	3

Non-Div. I Games:

Rutgers



Average RPI Win:	194	WON-LOST RECORD	WINNING PCT. RANK	LAST 10 GAMES	STRENGTH OF SCHEDULE	OPP. STRENGTH OF SCHEDULE	TEAM RPI	ADJ RPI	CONF. RPI	ADJ CONF. RPI		
DIV. I ONLY		17-15-0	.53125	128	3-7-0	206	127	172	.48707	172	8	8
DIV. I NON-CONF.		16-5-0	.7619	25	2-2-0	247	224	95	.52678	95	7	7
<hr/>												
TOTALS	RPI 1-25	RPI 26-50		W-L RECORDS		RPI 51-100		RPI 101-150		RPI 150+		
17-15-0	1-2-0	0-3-0		OVERALL		3-6-0		0-0-0		13-4-0		
6-8-0	0-0-0	0-3-0		HOME		0-3-0		0-0-0		6-2-0		
4-5-0	1-2-0	0-0-0		AWAY		2-1-0		0-0-0		1-2-0		
7-2-0	0-0-0	0-0-0		NEUTRAL		1-2-0		0-0-0		6-0-0		
16-5-0	0-0-0	0-0-0		NON-CONFERENCE		3-3-0		0-0-0		13-2-0		
6-2-0	0-0-0	0-0-0		HOME		0-0-0		0-0-0		6-2-0		
3-1-0	0-0-0	0-0-		AWAY		2-1-0		0-0-0		1-0-0		
7-2-0	0-0-0	0-0-0		NEUTRAL		1-2-0		0-0-0		6-0-0		
1-10-0	1-2-0	0-3-0		CONFERENCE		0-3-0		0-0-0		0-2-0		
0-6-0	0-0-0	0-3-0		HOME		0-3-0		0-0-0		0-0-0		
1-4-0	1-2-0	0-0-0		AWAY		0-0-0		0-0-0		0-2-0		
0-0-0	0-0-0	0-0-0		NEUTRAL		0-0-0		0-0-0		0-0-0		
RPI S	Opponent	Score	RPI S	Opponent	Score	RPI S	Opponent	Score	RPI S	Opponent	Score	
21 A	Indiana	3 0	33 H	Nebraska	2 3	69 N	Duke	0 14	169 A	Purdue	0 1	
21 A	Indiana	3 5	33 H	Nebraska	1 3	69 N	Duke	8 7	169 A	Purdue	1 2	
21 A	Indiana	2 3	33 H	Nebraska	2 4	69 N	Duke	2 9	175 H	Binghamton	5 3	
						72 A	UCF	5 2	181 N	Fairfield	5 4	
						72 A	UCF	3 5	181 N	Fairfield	4 2	
						72 A	UCF	11 5	181 N	Fairfield	6 5	
						74 H	Minnesota	5 7	222 A	Pittsburgh	7 3	
						74 H	Minnesota	1 5	222 H	Pittsburgh	2 7	
						74 H	Minnesota	6 8	256 H	UMass Lowell	3 2	
									256 H	UMass Lowell	3 1	
									256 H	UMass Lowell	7 6	
									263 N	Monmouth	6 4	
									263 N	Monmouth	7 0	
									263 N	Monmouth	1 0	
									273 H	St. Bonaventure	6 18	
									279 H	Youngstown St.	16 15	
									285 H	Bucknell	9 3	
			LAST 10 GAMES									
21 A Indiana			3 5			33 H Nebraska			2 4			
169 A Purdue			1 2			33 H Nebraska			2 3			
256 H UMass Lowell			7 6			222 H Pittsburgh			2 7			
181 N Fairfield			6 5			279 H Youngstown St.			16 15			
33 H Nebraska			1 3			21 A Indiana			2 3			

**Non-Div. I Games:**

Penn St.



Average RPI Win:	148	WON-LOST RECORD	WINNING PCT. RANK	LAST 10 GAMES	STRENGTH OF SCHEDULE	OPP. STRENGTH OF SCHEDULE	TEAM RPI	ADJ RPI	CONF. RPI	ADJ CONF. RPI	
DIV. I ONLY	17-20-0	.45946	179	5-5-0	135	131	173	.48691	173	12	12
DIV. I NON-CONF.	9-13-0	.40909	192	3-3-0	137	158	202	.47229	202	13	13
<hr/>											
TOTALS	RPI 1-25	RPI 26-50		W-L RECORDS	RPI 51-100		RPI 101-150		RPI 150+		
17-20-0	1-1-0	2-2-0		OVERALL	3-5-0		2-8-0		9-4-0		
12-11-0	0-1-0	2-2-0		HOME	1-3-0		2-2-0		7-3-0		
5-9-0	1-0-0	0-0-0		AWAY	2-2-0		0-6-0		2-1-0		
0-0-0	0-0-0	0-0-0		NEUTRAL	0-0-0		0-0-0		0-0-0		
9-13-0	1-1-0	2-2-0		NON-CONFERENCE	1-4-0		0-4-0		5-2-0		
6-8-0	0-1-0	2-2-0		HOME	1-3-0		0-1-0		3-1-0		
3-5-0	1-0-0	0-0-		AWAY	0-1-0		0-3-0		2-1-0		
0-0-0	0-0-0	0-0-0		NEUTRAL	0-0-0		0-0-0		0-0-0		
8-7-0	0-0-0	0-0-0		CONFERENCE	2-1-0		2-4-0		4-2-0		
6-3-0	0-0-0	0-0-0		HOME	0-0-0		2-1-0		4-2-0		
2-4-0	0-0-0	0-0-0		AWAY	2-1-0		0-3-0		0-0-0		
0-0-0	0-0-0	0-0-0		NEUTRAL	0-0-0		0-0-0		0-0-0		
RPI	S	Opponent	Score	RPI	S	Opponent	Score	RPI	S	Opponent	Score
24	H	Missouri	0 4	44	H	Illinois St.	6 4	87	H	Bradley	2 5
25	A	Oklahoma St.	8 4	44	H	Illinois St.	4 1	87	H	Bradley	3 4
				44	H	Illinois St.	0 8	87	H	Bradley	13 9
				44	H	Illinois St.	3 6	92	A	Southeastern La.	2 3
								92	A	Southeastern La.	3 1
								92	A	Southeastern La.	3 2
								93	A	Arkansas St.	4 6
								93	H	Arkansas St.	6 9

**Non-Div. I Games:**

Central Ark.



Average RPI Win:		215	WON-LOST RECORD		WINNING PCT. RANK		LAST 10 GAMES		STRENGTH OF SCHEDULE		OPP. STRENGTH OF SCHEDULE		TEAM RPI		ADJ RPI		CONF. RPI		ADJ CONF. RPI			
DIV. I ONLY			18-15-1		.544	12	4-6-0		216		222		174		.486	63	174		18			
DIV. I NON-CONF.			13-11-1		.54	134	2-2-0		234		227		190		.476	58	190		23			
TOTALS		RPI 1-25		RPI 26-50			W-L RECORDS			RPI 51-100			RPI 101-150			RPI 150+						
18-15-1		1-0-0		0-2-0			OVERALL			1-2-0			3-8-0			13-3-1						
12-5-1		0-0-0		0-0-0			HOME			1-0-0			0-3-0			11-2-1						
6-10-0		1-0-0		0-2-0			AWAY			0-2-0			3-5-0			2-1-0						
0-0-0		0-0-0		0-0-0			NEUTRAL			0-0-0			0-0-0			0-0-0						
13-11-1		1-0-0		0-2-0			NON-CONFERENCE			1-2-0			1-4-0			10-3-1						
9-5-1		0-0-0		0-0-0			HOME			1-0-0			0-3-0			8-2-1						
4-6-0		1-0-0		0-0-			AWAY			0-2-0			1-1-0			2-1-0						
0-0-0		0-0-0		0-0-0			NEUTRAL			0-0-0			0-0-0			0-0-0						
5-4-0		0-0-0		0-0-0			CONFERENCE			0-0-0			2-4-0			3-0-0						
3-0-0		0-0-0		0-0-0			HOME			0-0-0			0-0-0			3-0-0						
2-4-0		0-0-0		0-0-0			AWAY			0-0-0			2-4-0			0-0-0						
0-0-0		0-0-0		0-0-0			NEUTRAL			0-0-0			0-0-0			0-0-0						
RPI	S	Opponent			Score		RPI	S	Opponent			Score		RPI	S	Opponent			Score			
11	A	Georgia Tech			7	1	35	A	Virginia Tech			1	10	63	H	Bryant			10	8		
						35	A	Virginia Tech			6	8	65	A	Liberty			0	7			
													69	A	Duke			2	5			
																		101	A	Rhode Island	3	6
																		101	A	Rhode Island	3	4
																		101	A	Rhode Island	1	2
																		111	A	Virginia	1	5
																		120	H	Marist	5	10
																		120	H	Marist	1	11
																		120	H	Marist	2	8
																		144	A	James Madison	3	1
																		150	A	Dayton	17	5
																		150	A	Dayton	7	8
																		150	A	Dayton	11	3
																		208	H	Quinnipiac	5	6
																		216	H	Toledo	6	4
																		217	A	Georgia St.	13	6
																		218	A	Kennesaw St.	9	8
																		249	H	Princeton	4	1
																		254	A	VMI	10	11
																		261	H	Norfolk St.	11	1
																		263	H	Monmouth	6	6
																		268	H	George Mason	19	4
																		268	H	George Mason	15	2
																		268	H	George Mason	10	7
																		272	H	Bowling Green	16	2
																		272	H	Bowling Green	8	6
																		272	H	Bowling Green	4	3
																		284	H	Rider	6	1
																		284	H	Rider	10	1
																		101	A	Rhode Island	1	2
																		254	A	VMI	10	11
																		150	A	Dayton	7	8
																		150	A	Dayton	17	5
																		65	A	Liberty	0	7
																		101	A	Rhode Island	1	2

**Non-Div. I Games:**

Richmond



RPI	S	Opponent	Score	
284	H	Rider	3	6

Richmond

R  
i  
c  
h  
m  
o  
n  
d

R  
i  
c  
h  
m  
o  
n  
d



Average RPI Win:	218	WON-LOST RECORD	WINNING PCT. RANK	LAST 10 GAMES	STRENGTH OF SCHEDULE	OPP. STRENGTH OF SCHEDULE	TEAM RPI	ADJ RPI	CONF. RPI	ADJ CONF. RPI	
Average RPI Loss:	149										
DIV. I ONLY	14-15-0	.48276	166	6-4-0	197	239	175	.48645	175	22	22
DIV. I NON-CONF.	10-11-0	.47619	158	3-2-0	209	237	160	.49486	160	19	19
<hr/>											
TOTALS	RPI 1-25	RPI 26-50		W-L RECORDS	RPI 51-100		RPI 101-150		RPI 150+		
14-15-0	0-0-0	0-0-0		OVERALL	1-5-0		0-3-0		13-7-0		
4-4-0	0-0-0	0-0-0		HOME	1-2-0		0-1-0		3-1-0		
10-8-0	0-0-0	0-0-0		AWAY	0-0-0		0-2-0		10-6-0		
0-3-0	0-0-0	0-0-0		NEUTRAL	0-3-0		0-0-0		0-0-0		
10-11-0	0-0-0	0-0-0		NON-CONFERENCE	0-3-0		0-3-0		10-5-0		
2-1-0	0-0-0	0-0-0		HOME	0-0-0		0-1-0		2-0-0		
8-7-0	0-0-0	0-0-		AWAY	0-0-0		0-2-0		8-5-0		
0-3-0	0-0-0	0-0-0		NEUTRAL	0-3-0		0-0-0		0-0-0		
4-4-0	0-0-0	0-0-0		CONFERENCE	1-2-0		0-0-0		3-2-0		
2-3-0	0-0-0	0-0-0		HOME	1-2-0		0-0-0		1-1-0		
2-1-0	0-0-0	0-0-0		AWAY	0-0-0		0-0-0		2-1-0		
0-0-0	0-0-0	0-0-0		NEUTRAL	0-0-0		0-0-0		0-0-0		
RPI	S	Opponent	Score	RPI	S	Opponent	Score	RPI	S	Opponent	Score

Non-Div. I Games:

Binghamton



Average RPI Win: 197		WON-LOST	WINNING	LAST 10	STRENGTH OF		OPP. STRENGTH	TEAM	ADJ	CONF.	ADJ CONF.
Average RPI Loss: 136		RECORD	PCT. RANK	GAMES	SCHEDULE		OF SCHEDULE	RPI	RPI	RPI	RPI
DIV. I ONLY		17-15-0	.53125	128	3-7-0		175	181	176	.48592	176
DIV. I NON-CONF.		11-12-0	.47826	157	1-5-0		244	185	235	.45059	235
TOTALS		RPI 1-25	RPI 26-50		W-L RECORDS		RPI 51-100		RPI 101-150		RPI 150+
17-15-0		0-2-0	0-0-0		OVERALL		1-4-0		4-1-0		12-8-0
15-6-0		0-0-0	0-0-0		HOME		0-1-0		4-1-0		11-4-0
2-9-0		0-2-0	0-0-0		AWAY		1-3-0		0-0-0		1-4-0
0-0-0		0-0-0	0-0-0		NEUTRAL		0-0-0		0-0-0		0-0-0
11-12-0		0-2-0	0-0-0		NON-CONFERENCE		0-2-0		2-0-0		9-8-0
10-5-0		0-0-0	0-0-0		HOME		0-1-0		2-0-0		8-4-0
1-7-0		0-2-0	0-0-		AWAY		0-1-0		0-0-0		1-4-0
0-0-0		0-0-0	0-0-0		NEUTRAL		0-0-0		0-0-0		0-0-0
6-3-0		0-0-0	0-0-0		CONFERENCE		1-2-0		2-1-0		3-0-0
5-1-0		0-0-0	0-0-0		HOME		0-0-0		2-1-0		3-0-0
1-2-0		0-0-0	0-0-0		AWAY		1-2-0		0-0-0		0-0-0
0-0-0		0-0-0	0-0-0		NEUTRAL		0-0-0		0-0-0		0-0-0
RPI S	Opponent	Score	RPI S	Opponent	Score	RPI S	Opponent	Score	RPI S	Opponent	Score
2 A	Vanderbilt	2 24				66 A	VCU	3 2	101 H	Rhode Island	10 2
20 A	North Carolina	4 12				66 A	VCU	3 7	101 H	Rhode Island	7 2
						66 A	VCU	1 13	101 H	Rhode Island	0 4
						69 A	Duke	3 7	128 H	Presbyterian	4 1
						69 H	Duke	2 7	128 H	Presbyterian	10 8
									155 A	Gardner-Webb	1 10
									158 A	Winthrop	3 9
									158 H	Winthrop	4 7
									200 A	N.C. A&T	8 0
									216 H	Toledo	5 13
									216 H	Toledo	3 2
									216 H	Toledo	11 5
									229 H	La Salle	6 0
									229 H	La Salle	16 8
									229 H	La Salle	11 3
									238 H	North Ala.	5 2
									238 H	North Ala.	8 4
									238 H	North Ala.	13 1
									239 A	N.C. Central	9 10
									239 H	N.C. Central	6 9
									240 A	USC Upstate	6 7
									240 H	USC Upstate	7 9
									265 H	Towson	4 1
									265 H	Towson	13 5
									265 H	Towson	15 3
LAST 10 GAMES			LAST 10 GAMES			LAST 10 GAMES			LAST 10 GAMES		
216 H	Toledo	11 5	158 A	Winthrop	3 9	216 H	Toledo	11 5	158 A	Winthrop	3 9
128 H	Presbyterian	10 8	239 H	N.C. Central	6 9	128 H	Presbyterian	10 8	239 H	N.C. Central	6 9
101 H	Rhode Island	10 2	239 A	N.C. Central	9 10	101 H	Rhode Island	10 2	239 A	N.C. Central	9 10
101 H	Rhode Island	7 2	155 A	Gardner-Webb	1 10	101 H	Rhode Island	7 2	155 A	Gardner-Webb	1 10
101 H	Rhode Island	0 4	20 A	North Carolina	4 12	101 H	Rhode Island	0 4	20 A	North Carolina	4 12

Non-Div. I Games:

Davidson



N  
o  
r  
t  
h  
e  
a  
s  
t  
e  
r  
n

North eastern

Northeastern



Average RPI Win:		186	WON-LOST RECORD		WINNING PCT. RANK	LAST 10 GAMES	STRENGTH OF SCHEDULE		OPP. STRENGTH OF SCHEDULE	TEAM RPI	ADJ RPI	CONF. RPI	ADJ CONF. RPI
Average RPI Loss:		124											
DIV. I ONLY			17-17-1		.5	145	3-6-1		205	81	178	.48577	178
DIV. I NON-CONF.			9-11-0		.45	173	2-1-0		197	50	209	.46871	209
TOTALS		RPI 1-25	RPI 26-50		W-L RECORDS		RPI 51-100		RPI 101-150		RPI 150+		
17-17-1		0-2-0	0-1-0		OVERALL		0-1-0		4-7-0		13-6-1		
12-5-1		0-0-0	0-0-0		HOME		0-0-0		2-5-0		10-0-1		
5-9-0		0-1-0	0-1-0		AWAY		0-0-0		2-1-0		3-6-0		
0-3-0		0-1-0	0-0-0		NEUTRAL		0-1-0		0-1-0		0-0-0		
9-11-0		0-2-0	0-1-0		NON-CONFERENCE		0-1-0		2-6-0		7-1-0		
7-5-0		0-0-0	0-0-0		HOME		0-0-0		2-5-0		5-0-0		
2-3-0		0-1-0	0-0-		AWAY		0-0-0		0-0-0		2-1-0		
0-3-0		0-1-0	0-0-0		NEUTRAL		0-1-0		0-1-0		0-0-0		
8-6-1		0-0-0	0-0-0		CONFERENCE		0-0-0		2-1-0		6-5-1		
5-0-1		0-0-0	0-0-0		HOME		0-0-0		0-0-0		5-0-1		
3-6-0		0-0-0	0-0-0		AWAY		0-0-0		2-1-0		1-5-0		
0-0-0		0-0-0	0-0-0		NEUTRAL		0-0-0		0-0-0		0-0-0		
RPI S	Opponent	Score	RPI S	Opponent	Score	RPI S	Opponent	Score	RPI S	Opponent	Score		
2 A	Vanderbilt	4 5	39 A	Kentucky	0 15	91 N	North Florida	2 9	107 H	Memphis	6 9		
8 N	Tennessee	3 6							107 H	Memphis	4 12		
									107 H	Memphis	4 10		
									129 H	Eastern Ill.	5 4		
									129 H	Eastern Ill.	10 9		
									129 H	Eastern Ill.	1 8		
									133 H	Austin Peay	3 5		
									142 A	FIU	5 4		
									142 A	FIU	15 1		
									142 A	FIU	1 2		
									146 N	La.-Monroe	3 4		
									153 H	UAB	5 3		
									153 H	UAB	5 4		
									153 H	UAB	6 5		
									165 A	Marshall	7 11		
									165 A	Marshall	16 11		
									165 A	Marshall	2 8		
									180 H	Murray St.	9 5		
									184 A	Eastern Ky.	12 9		
									190 A	Lipscomb	1 3		
									192 A	Middle Tenn.	4 13		
									192 A	Middle Tenn.	10 13		
									192 A	Middle Tenn.	4 11		
									197 H	Charlotte	13 13		
									197 H	Charlotte	8 5		
									197 H	Charlotte	8 4		
									211 A	Belmont	12 7		
									211 A	Belmont	12 7		
			LAST 10 GAMES										
			165 A	Marshall	16 11	8 N	Tennessee	3 6	192 A	Middle Tenn.	4 11		
			165 A	Marshall	7 11	129 H	Eastern Ill.	5 4	197 H	Charlotte	13 13		
			197 H	Charlotte	8 5	211 A	Belmont	12 7	197 H	Charlotte	8 5		
			197 H	Charlotte	8 4	165 A	Marshall	2 8	197 H	Charlotte	8 4		
			107 H	Memphis	4 12	211 H	Belmont	8 7	211 A	Belmont	12 7		

Non-Div. I Games:

Western Ky.



RPI	S	Opponent	Score	
211	H	Belmont	8	7
270	H	Northern Ky.	9	6
270	H	Northern Ky.	19	2
270	H	Northern Ky.	5	4

Western Ky.

W  
e  
s  
t  
e  
r  
n  
K  
y  
.

W  
e  
s  
t  
e  
r  
n  
K  
y  
.



Average RPI Win: 220		WON-LOST RECORD	WINNING PCT. RANK		LAST 10 GAMES	STRENGTH OF SCHEDULE	OPP. STRENGTH OF SCHEDULE	TEAM RPI	ADJ RPI	CONF. RPI	ADJ CONF. RPI												
Average RPI Loss: 143																							
DIV. I ONLY		23-17-0	.575	101	5-5-0	266	178	179	.48573	179	18	18											
DIV. I NON-CONF.		15-11-0	.57692	113	1-2-0	288	195	187	.47755	187	23	23											
<hr/>																							
TOTALS		RPI 1-25		RPI 26-50		W-L RECORDS		RPI 51-100		RPI 101-150		RPI 150+											
23-17-0		0-3-0		0-0-0		OVERALL		3-4-0		1-2-0		19-8-0											
14-3-0		0-0-0		0-0-0		HOME		0-0-0		0-0-0		14-3-0											
9-13-0		0-3-0		0-0-0		AWAY		3-4-0		1-2-0		5-4-0											
0-1-0		0-0-0		0-0-0		NEUTRAL		0-0-0		0-0-0		0-1-0											
15-11-0		0-3-0		0-0-0		NON-CONFERENCE		2-2-0		0-0-0		13-6-0											
8-1-0		0-0-0		0-0-0		HOME		0-0-0		0-0-0		8-1-0											
7-9-0		0-3-0		0-0-		AWAY		2-2-0		0-0-0		5-4-0											
0-1-0		0-0-0		0-0-0		NEUTRAL		0-0-0		0-0-0		0-1-0											
8-6-0		0-0-0		0-0-0		CONFERENCE		1-2-0		1-2-0		6-2-0											
6-2-0		0-0-0		0-0-0		HOME		0-0-0		0-0-0		6-2-0											
2-4-0		0-0-0		0-0-0		AWAY		1-2-0		1-2-0		0-0-0											
0-0-0		0-0-0		0-0-0		NEUTRAL		0-0-0		0-0-0		0-0-0											
RPI	S	Opponent		Score		RPI	S	Opponent		Score		RPI	S	Opponent		Score							
13	A	Texas A&M		0	4			66	A	VCU		0	3	101	A	Rhode Island		3	5				
13	A	Texas A&M		1	3			66	A	VCU		3	8	101	A	Rhode Island		8	9				
13	A	Texas A&M		6	19			66	A	VCU		11	1	101	A	Rhode Island		2	0				
								91	A	North Florida		4	7	159	H	Columbia		3	2				
								91	A	North Florida		8	6	181	A	Fairfield		5	6				
								91	A	North Florida		8	5	193	H	Saint Louis		4	7				
								91	A	North Florida		3	4	193	H	Saint Louis		3	1				
														210	N	Cornell		0	1				
														227	H	Wagner		2	3				
														228	H	Manhattan		9	0				
														231	A	Siena		0	12				
														231	H	Siena		5	4				
														232	A	Sacred Heart		8	2				
														232	H	Sacred Heart		12	3				
														233	H	Saint Joseph's		2	0				
														233	H	Saint Joseph's		6	0				
														233	H	Saint Joseph's		4	3				
														251	H	Hofstra		4	3				
														251	H	Hofstra		4	3				
														265	A	Towson		6	1				
														265	A	Towson		0	8				
														267	H	Iona		5	1				
														267	H	Iona		9	2				
														273	H	St. Bonaventure		0	1				
														273	H	St. Bonaventure		8	1				
														273	H	St. Bonaventure		8	2				
														295	A	UMES		2	1				
<hr/>																							
LAST 10 GAMES																							
						193	H	Saint Louis		3	1	91	A	North Florida		4	7	267	H	Iona		9	2
						193	H	Saint Louis		4	7	295	A	UMES		4	1	273	H	St. Bonaventure		0	1
						233	H	Saint Joseph's		4	3	181	A	Fairfield		5	6	273	H	St. Bonaventure		8	1
						233	H	Saint Joseph's		2	0	66	A	VCU		3	8	273	H	St. Bonaventure		8	2
						101	A	Rhode Island		3	5	66	A	VCU		11	1	295	A	UMES		2	1

Non-Div. I Games:

Fordham



RPI	S	Opponent	Score	
295	A	UMES	4	6
295	A	UMES	7	2
295	A	UMES	4	1

Fordham

F  
o  
r  
d  
h  
a  
m

F  
o  
r  
d  
h  
a  
m



Average RPI Win:		168	WON-LOST RECORD		WINNING PCT. RANK		LAST 10 GAMES		STRENGTH OF SCHEDULE		OPP. STRENGTH OF SCHEDULE		TEAM RPI		ADJ RPI		CONF. RPI		ADJ CONF. RPI				
DIV. I ONLY			15-19-0		.44118 192		5-5-0		100		201		180		.48547 180		20		20				
DIV. I NON-CONF.			4-13-0		.23529 267		1-2-0		58		155		225		.45683 224		22		22				
TOTALS		RPI 1-25		RPI 26-50		W-L RECORDS		RPI 51-100		RPI 101-150		RPI 150+											
15-19-0		0-2-0		1-3-0		OVERALL		0-0-0		7-5-0		7-9-0											
11-10-0		0-0-0		1-3-0		HOME		0-0-0		5-5-0		5-2-0											
4-9-0		0-2-0		0-0-0		AWAY		0-0-0		2-0-0		2-7-0											
0-0-0		0-0-0		0-0-0		NEUTRAL		0-0-0		0-0-0		0-0-0											
4-13-0		0-2-0		1-3-0		NON-CONFERENCE		0-0-0		2-3-0		1-5-0											
3-6-0		0-0-0		1-3-0		HOME		0-0-0		1-3-0		1-0-0											
1-7-0		0-2-0		0-0-		AWAY		0-0-0		1-0-0		0-5-0											
0-0-0		0-0-0		0-0-0		NEUTRAL		0-0-0		0-0-0		0-0-0											
11-6-0		0-0-0		0-0-0		CONFERENCE		0-0-0		5-2-0		6-4-0											
8-4-0		0-0-0		0-0-0		HOME		0-0-0		4-2-0		4-2-0											
3-2-0		0-0-0		0-0-0		AWAY		0-0-0		1-0-0		2-2-0											
0-0-0		0-0-0		0-0-0		NEUTRAL		0-0-0		0-0-0		0-0-0											
RPI	S	Opponent		Score		RPI	S	Opponent		Score		RPI	S	Opponent		Score		RPI	S	Opponent		Score	
24	A	Missouri		1	13	37	H	Evansville		12	16			104	H	Miami (OH)		4	14				
24	A	Missouri		1	2	44	H	Illinois St.		3	4			104	H	Miami (OH)		3	10				
						44	H	Illinois St.		5	4			104	H	Miami (OH)		7	5				
						44	H	Illinois St.		5	9			107	A	Memphis		10	6				
														115	H	Missouri St.		10	15				
														129	H	Eastern Ill.		14	6				
														129	H	Eastern Ill.		3	1				
														129	H	Eastern Ill.		3	8				
														133	A	Austin Peay		8	3				
														133	H	Austin Peay		4	0				
														133	H	Austin Peay		11	3				
														133	H	Austin Peay		0	2				
														162	H	Jacksonville St.		8	7				
														162	H	Jacksonville St.		2	4				
														162	H	Jacksonville St.		9	8				
														178	A	Western Ky.		5	9				
														192	A	Middle Tenn.		5	8				
														192	H	Middle Tenn.		12	6				
														211	A	Belmont		6	9				
														214	A	Oral Roberts		3	18				
														214	A	Oral Roberts		5	6				
														214	A	Oral Roberts		3	11				
						LAST 10 GAMES																	
						271	H	Southeast Mo. St.		2	4	211	A	Belmont		6	9	271	H	Southeast Mo. St.		6	5
						271	H	Southeast Mo. St.		9	5	37	H	Evansville		12	16	271	H	Southeast Mo. St.		2	4
						276	A	Tennessee Tech		4	10	271	H	Southeast Mo. St.		6	5	271	H	Southeast Mo. St.		9	5
						276	A	Tennessee Tech		14	7	192	H	Middle Tenn.		12	6	276	A	Tennessee Tech		14	7
						44	H	Illinois St.		3	4	276	A	Tennessee Tech		7	3	276	A	Tennessee Tech		4	10

<b>Non-Div. I Games:</b>	<b>Kentucky St.</b>	<b>12</b>	<b>8</b>
--------------------------	---------------------	-----------	----------

Murray St.



M  
u  
r  
r  
a  
y  
s  
t  
.

M  
u  
r  
r  
a  
y  
s  
t  
.

Murray St.



Average RPI Win:	207	WON-LOST	WINNING		LAST 10		STRENGTH OF		OPP. STRENGTH		TEAM	ADJ		CONF.	ADJ CONF.
Average RPI Loss:	166	RECORD	PCT. RANK		GAMES		SCHEDULE		OF SCHEDULE		RPI	RPI		RPI	RPI
DIV. I ONLY		21-14-0	.6	81	9-1-0		289		161		181	.48356 181		28	28
DIV. I NON-CONF.		12-11-0	.52174	141	4-0-0		241		164		158	.49641 158		27	27
<hr/>															
TOTALS		RPI 1-25		RPI 26-50		W-L RECORDS		RPI 51-100		RPI 101-150		RPI 150+			
21-14-0		0-0-0		1-0-0		OVERALL		1-3-0		3-2-0		16-9-0			
7-1-0		0-0-0		0-0-0		HOME		1-0-0		2-1-0		4-0-0			
14-10-0		0-0-0		1-0-0		AWAY		0-3-0		1-1-0		12-6-0			
0-3-0		0-0-0		0-0-0		NEUTRAL		0-0-0		0-0-0		0-3-0			
12-11-0		0-0-0		1-0-0		NON-CONFERENCE		1-3-0		1-1-0		9-7-0			
5-0-0		0-0-0		0-0-0		HOME		1-0-0		0-0-0		4-0-0			
7-8-0		0-0-0		1-0-		AWAY		0-3-0		1-1-0		5-4-0			
0-3-0		0-0-0		0-0-0		NEUTRAL		0-0-0		0-0-0		0-3-0			
9-3-0		0-0-0		0-0-0		CONFERENCE		0-0-0		2-1-0		7-2-0			
2-1-0		0-0-0		0-0-0		HOME		0-0-0		2-1-0		0-0-0			
7-2-0		0-0-0		0-0-0		AWAY		0-0-0		0-0-0		7-2-0			
0-0-0		0-0-0		0-0-0		NEUTRAL		0-0-0		0-0-0		0-0-0			
RPI	S	Opponent	Score	RPI	S	Opponent	Score	RPI	S	Opponent	Score	RPI	S	Opponent	Score
				28	A	UConn	10 3	61	A	Campbell	2 3	120	H	Marist	4 2
								61	A	Campbell	3 6	120	H	Marist	2 11
								61	A	Campbell	6 11	120	H	Marist	9 6
								88	H	St. John's (NY)	4 3	144	A	James Madison	2 4
												144	A	James Madison	9 2
												172	N	Penn St.	4 5
												172	N	Penn St.	2 4
												172	N	Penn St.	5 6
												179	H	Fordham	6 5
												195	H	Yale	10 9
												213	A	Delaware	8 2
												213	A	Delaware	4 7
												213	A	Delaware	3 2
												215	A	Brown	7 6
												215	A	Brown	3 5
												215	A	Brown	8 9
												215	A	Brown	13 8
												221	A	LIU Brooklyn	3 4
												231	A	Siena	4 2
												231	A	Siena	0 3
												231	A	Siena	6 4
				LAST 10 GAMES								232	H	Sacred Heart	7 0
				299	A	Saint Peter's	7 2	61	A	Campbell	6 11	236	H	Central Conn. St.	5 2
				251	A	Hofstra	9 7	267	A	Iona	3 0	251	A	Hofstra	9 7
				267	A	Iona	3 4	231	A	Siena	0 3	267	A	Iona	3 0
				221	A	LIU Brooklyn	3 4	299	A	Saint Peter's	8 2	267	A	Iona	3 1
				61	A	Campbell	3 6	215	A	Brown	13 8	267	A	Iona	3 4

**Non-Div. I Games:**

Fairfield



RPI	S	Opponent	Score	
299	A	Saint Peter's	8	2
299	A	Saint Peter's	7	2
299	A	Saint Peter's	17	1

Fairfield

F  
a  
i  
r  
f  
i  
e  
l  
d

F  
a  
i  
r  
f  
i  
e  
l  
d



Average RPI Win:	242	WON-LOST RECORD	WINNING PCT. RANK	LAST 10 GAMES	STRENGTH OF SCHEDULE	OPP. STRENGTH OF SCHEDULE	TEAM RPI	ADJ RPI	CONF. RPI	ADJ CONF. RPI	
DIV. I ONLY	21-10-1	.67188	38	6-4-0	297	196	182	.48337	182	27	27
DIV. I NON-CONF.	8-8-1	.5	145	0-2-0	299	74	241	.44456	241	28	28
<hr/>											
TOTALS	RPI 1-25	RPI 26-50		W-L RECORDS	RPI 51-100		RPI 101-150		RPI 150+		
21-10-1	0-0-0	0-1-0		OVERALL	1-4-0		0-0-0		20-5-1		
9-1-0	0-0-0	0-1-0		HOME	0-0-0		0-0-0		9-0-0		
12-9-1	0-0-0	0-0-0		AWAY	1-4-0		0-0-0		11-5-1		
0-0-0	0-0-0	0-0-0		NEUTRAL	0-0-0		0-0-0		0-0-0		
<hr/>											
8-8-1	0-0-0	0-1-0		NON-CONFERENCE	1-4-0		0-0-0		7-3-1		
0-1-0	0-0-0	0-1-0		HOME	0-0-0		0-0-0		0-0-0		
8-7-1	0-0-0	0-0-		AWAY	1-4-0		0-0-0		7-3-1		
0-0-0	0-0-0	0-0-0		NEUTRAL	0-0-0		0-0-0		0-0-0		
<hr/>											
13-2-0	0-0-0	0-0-0		CONFERENCE	0-0-0		0-0-0		13-2-0		
9-0-0	0-0-0	0-0-0		HOME	0-0-0		0-0-0		9-0-0		
4-2-0	0-0-0	0-0-0		AWAY	0-0-0		0-0-0		4-2-0		
0-0-0	0-0-0	0-0-0		NEUTRAL	0-0-0		0-0-0		0-0-0		
<hr/>											
RPI S	Opponent	Score	RPI S	Opponent	Score	RPI S	Opponent	Score	RPI S	Opponent	Score
			33 H	Nebraska	5 8	79 A	Kansas St.	2 7	187 A	South Dakota St.	11 7
						81 A	Southern California	0 11	187 A	South Dakota St.	9 4
						81 A	Southern California	5 6	187 A	South Dakota St.	12 10
						81 A	Southern California	12 9	214 A	Oral Roberts	4 2
						84 A	Wichita St.	2 12	214 A	Oral Roberts	7 10
									214 A	Oral Roberts	7 8
									226 H	North Dakota St.	3 0
									226 H	North Dakota St.	4 1
									226 H	North Dakota St.	7 6
									242 A	Seattle U	6 8
									242 A	Seattle U	10 8
									242 A	Seattle U	3 2
									242 A	Seattle U	0 12
									255 H	Western Ill.	8 2
									255 H	Western Ill.	15 5
									255 H	Western Ill.	4 3
									282 A	Santa Clara	4 2
									282 A	Santa Clara	2 0
									282 A	Santa Clara	2 0
									282 A	Santa Clara	7 4
									286 A	Savannah St.	4 5
									286 A	Savannah St.	3 3
									286 A	Savannah St.	2 0
									296 H	Purdue Fort Wayne	6 1
									296 H	Purdue Fort Wayne	11 4
									296 H	Purdue Fort Wayne	26 0
<hr/>											
LAST 10 GAMES			255 H Western Ill.			4 3	286 A Savannah St.			3 3	
			214 A	Oral Roberts	7 8	282 A	Santa Clara	7 4	286 A	Savannah St.	2 0
			214 A	Oral Roberts	4 2	242 A	Seattle U	10 8	296 H	Purdue Fort Wayne	6 1
			187 A	South Dakota St.	11 7	242 A	Seattle U	3 2	296 H	Purdue Fort Wayne	11 4
			187 A	South Dakota St.	9 4	242 A	Seattle U	0 12	296 H	Purdue Fort Wayne	26 0
			255 H	Western Ill.	15 5						

Non-Div. I Games:

Omaha



W  
o  
f  
f  
o  
r  
d

W  
o  
f  
f  
o  
r  
d

Wofford



RPI	S	Opponent	Score	
243	H	Ohio	4	6
254	H	VMI	19	4
254	H	VMI	15	4
254	H	VMI	4	5
259	N	Charleston So.	3	4
275	A	Florida A&M	1	2
275	A	Florida A&M	14	11
275	A	Florida A&M	4	9
295	H	UMES	13	5
295	H	UMES	9	0

Wofford



Average RPI Win:	215	WON-LOST RECORD	WINNING PCT. RANK	LAST 10 GAMES		STRENGTH OF SCHEDULE	OPP. STRENGTH OF SCHEDULE	TEAM RPI	ADJ RPI	CONF. RPI	ADJ CONF. RPI
DIV. I ONLY		21-16-0	.56757 103	6-4-0		230	186	184	.48267 184	20	20
DIV. I NON-CONF.		12-9-0	.57143 115	2-0-0		264	204	219	.46175 219	22	22
TOTALS	RPI 1-25		RPI 26-50	W-L RECORDS		RPI 51-100			RPI 101-150		RPI 150+
21-16-0	0-2-0		1-1-0	OVERALL		1-2-0			4-7-0		15-4-0
12-8-0	0-1-0		1-0-0	HOME		1-2-0			2-3-0		8-2-0
5-7-0	0-1-0		0-1-0	AWAY		0-0-0			2-4-0		3-1-0
4-1-0	0-0-0		0-0-0	NEUTRAL		0-0-0			0-0-0		4-1-0
12-9-0	0-2-0		1-1-0	NON-CONFERENCE		1-2-0			0-2-0		10-2-0
7-6-0	0-1-0		1-0-0	HOME		1-2-0			0-2-0		5-1-0
1-2-0	0-1-0		0-0-	AWAY		0-0-0			0-0-0		1-0-0
4-1-0	0-0-0		0-0-0	NEUTRAL		0-0-0			0-0-0		4-1-0
9-7-0	0-0-0		0-0-0	CONFERENCE		0-0-0			4-5-0		5-2-0
5-2-0	0-0-0		0-0-0	HOME		0-0-0			2-1-0		3-1-0
4-5-0	0-0-0		0-0-0	AWAY		0-0-0			2-4-0		2-1-0
0-0-0	0-0-0		0-0-0	NEUTRAL		0-0-0			0-0-0		0-0-0
RPI S Opponent Score			RPI S Opponent Score			RPI S Opponent Score			RPI S Opponent Score		
4 A Louisville 1 5			37 H Evansville 2 0			68 H Boston College 4 6			104 H Miami (OH) 4 8		
4 H Louisville 8 12			39 A Kentucky 3 7			68 H Boston College 2 13			105 A Morehead St. 4 15		
						75 H Xavier 5 3			105 A Morehead St. 5 7		
									105 A Morehead St. 2 7		
									129 A Eastern Ill. 7 3		
									129 A Eastern Ill. 9 10		
									129 A Eastern Ill. 4 3		
									133 H Austin Peay 1 8		
									133 H Austin Peay 11 3		
									133 H Austin Peay 9 3		
									150 H Dayton 5 17		
									162 H Jacksonville St. 3 18		
									178 H Western Ky. 9 12		
									223 A SIUE 12 9		
									223 A SIUE 9 1		
									223 A SIUE 2 5		
									224 H UT Martin 21 6		
									224 H UT Martin 14 4		
									224 H UT Martin 8 5		
									248 H Oakland 2 1		
									248 H Oakland 11 6		
									248 H Oakland 16 10		
				LAST 10 GAMES					260 N Grambling 4 7		
				129 A Eastern Ill. 9 10		295 H UMES 16 1			270 A Northern Ky. 17 2		
				129 A Eastern Ill. 7 3		4 A Louisville 1 5			275 N Florida A&M 11 2		
				133 H Austin Peay 11 3		162 H Jacksonville St. 3 18			292 N Prairie View 11 1		
				133 H Austin Peay 9 3		129 A Eastern Ill. 4 3			295 H UMES 16 1		
				68 H Boston College 2 13		270 A Northern Ky. 17 2					

Non-Div. I Games:	Kentucky St.	9	3
-------------------	--------------	---	---

Eastern Ky.



RPI	S	Opponent	Score	
295	H	UMES	5	1
295	N	UMES	6	4
295	N	UMES	27	8

Eastern Ky.

E  
a  
s  
t  
e  
r  
n  
K  
y  
.

E  
a  
s  
t  
e  
r  
n  
K  
y  
.



Average RPI Win:		132	WON-LOST RECORD		WINNING PCT. RANK	LAST 10 GAMES	STRENGTH OF SCHEDULE		OPP. STRENGTH OF SCHEDULE	TEAM RPI	ADJ RPI	CONF. RPI	ADJ CONF. RPI
Average RPI Loss:		110											
DIV. I ONLY			16-21-0		.43243 200	2-8-0	127		119	185	.48155 185	10	10
DIV. I NON-CONF.			9-10-0		.47368 161	1-3-0	120		96	173	.48633 173	10	10
TOTALS		RPI 1-25	RPI 26-50		W-L RECORDS		RPI 51-100		RPI 101-150		RPI 150+		
16-21-0		1-3-0	0-2-0		OVERALL		6-3-0		6-11-0		3-2-0		
10-12-0		1-1-0	0-2-0		HOME		3-3-0		3-4-0		3-2-0		
4-7-0		0-0-0	0-0-0		AWAY		1-0-0		3-7-0		0-0-0		
2-2-0		0-2-0	0-0-0		NEUTRAL		2-0-0		0-0-0		0-0-0		
9-10-0		1-3-0	0-2-0		NON-CONFERENCE		5-1-0		0-2-0		3-2-0		
6-7-0		1-1-0	0-2-0		HOME		2-1-0		0-1-0		3-2-0		
1-1-0		0-0-0	0-0-		AWAY		1-0-0		0-1-0		0-0-0		
2-2-0		0-2-0	0-0-0		NEUTRAL		2-0-0		0-0-0		0-0-0		
7-11-0		0-0-0	0-0-0		CONFERENCE		1-2-0		6-9-0		0-0-0		
4-5-0		0-0-0	0-0-0		HOME		1-2-0		3-3-0		0-0-0		
3-6-0		0-0-0	0-0-0		AWAY		0-0-0		3-6-0		0-0-0		
0-0-0		0-0-0	0-0-0		NEUTRAL		0-0-0		0-0-0		0-0-0		
RPI S	Opponent	Score	RPI S	Opponent	Score	RPI S	Opponent	Score	RPI S	Opponent	Score		
3 N	Oregon St.	5 6	40 H	Oklahoma	6 8	57 N	Gonzaga	6 4	117 A	UNLV	3 2		
3 N	Oregon St.	0 5	40 H	Oklahoma	1 8	70 H	San Diego St.	2 4	117 A	UNLV	7 4		
17 H	Texas Tech	6 15				70 H	San Diego St.	3 19	117 A	UNLV	0 8		
17 H	Texas Tech	12 9				70 H	San Diego St.	13 4	137 A	San Jose St.	3 8		
						74 N	Minnesota	11 1	137 A	San Jose St.	1 5		
						80 H	Cal St. Fullerton	7 13	137 A	San Jose St.	2 4		
						80 H	Cal St. Fullerton	6 4	137 H	San Jose St.	18 22		
						80 H	Cal St. Fullerton	18 11	137 H	San Jose St.	14 2		
						89 A	Arizona	5 4	137 H	San Jose St.	7 6		
									140 A	Nevada	9 3		
									140 A	Nevada	3 5		
									140 A	Nevada	4 6		
									140 H	Nevada	6 4		
									140 H	Nevada	0 3		
									140 H	Nevada	8 14		
									143 A	New Mexico St.	5 13		
									143 H	New Mexico St.	8 11		
									189 H	UC Riverside	10 18		
									288 H	Niagara	3 5		
									288 H	Niagara	13 3		
									288 H	Niagara	5 3		
									288 H	Niagara	7 4		
			LAST 10 GAMES										
			288 H	Niagara	5 3	140 H	Nevada	6 4					
			189 H	UC Riverside	10 18	137 A	San Jose St.	1 5					
			143 H	New Mexico St.	8 11	137 A	San Jose St.	3 8					
			140 H	Nevada	8 14	137 A	San Jose St.	2 4					
			140 H	Nevada	0 3	17 H	Texas Tech	12 9					

Non-Div. I Games:

New Mexico



U  
I  
C

UIC



Average RPI Win:	205	WON-LOST RECORD	WINNING PCT. RANK	LAST 10 GAMES		STRENGTH OF SCHEDULE	OPP. STRENGTH OF SCHEDULE	TEAM RPI	ADJ RPI	CONF. RPI	ADJ CONF. RPI
DIV. I ONLY		16-15-0	.51613 137	5-5-0		255	213	187	.48003 187	27	27
DIV. I NON-CONF.		7-9-0	.4375 179	0-1-0		233	51	170	.48753 170	28	28
<hr/>											
TOTALS	RPI 1-25		RPI 26-50	W-L RECORDS		RPI 51-100			RPI 101-150		RPI 150+
16-15-0	1-0-0		0-1-0	OVERALL		0-1-0			3-3-0		12-10-0
0-3-0	0-0-0		0-0-0	HOME		0-0-0			0-0-0		0-3-0
10-7-0	0-0-0		0-1-0	AWAY		0-1-0			2-2-0		8-3-0
6-5-0	1-0-0		0-0-0	NEUTRAL		0-0-0			1-1-0		4-4-0
7-9-0	1-0-0		0-1-0	NON-CONFERENCE		0-1-0			3-3-0		3-4-0
0-0-0	0-0-0		0-0-0	HOME		0-0-0			0-0-0		0-0-0
3-5-0	0-0-0		0-0-	AWAY		0-1-0			2-2-0		1-1-0
4-4-0	1-0-0		0-0-0	NEUTRAL		0-0-0			1-1-0		2-3-0
9-6-0	0-0-0		0-0-0	CONFERENCE		0-0-0			0-0-0		9-6-0
0-3-0	0-0-0		0-0-0	HOME		0-0-0			0-0-0		0-3-0
7-2-0	0-0-0		0-0-0	AWAY		0-0-0			0-0-0		7-2-0
2-1-0	0-0-0		0-0-0	NEUTRAL		0-0-0			0-0-0		2-1-0
<hr/>											
RPI S	Opponent	Score	RPI S	Opponent	Score	RPI S	Opponent	Score	RPI S	Opponent	Score
24 N	Missouri	6 3	41 A	Alabama	4 5	74 A	Minnesota	1 5	110 A	Little Rock	9 4
									110 A	Little Rock	8 6
									110 A	Little Rock	3 10
									110 A	Little Rock	6 7
									142 N	FIU	1 4
									142 N	FIU	4 3
									173 A	Central Ark.	3 8
									173 A	Central Ark.	7 5
									177 N	Northeastern	9 12
									177 N	Northeastern	7 13
									182 H	Omaha	4 9
									182 H	Omaha	10 12
									182 H	Omaha	7 11
									214 A	Oral Roberts	0 1
									214 A	Oral Roberts	2 1
									214 A	Oral Roberts	9 8
									224 N	UT Martin	15 3
									224 N	UT Martin	7 1
									224 N	UT Martin	4 5
									226 N	North Dakota St.	10 9
									226 N	North Dakota St.	2 6
			LAST 10 GAMES						226 N	North Dakota St.	5 2
									226 N	North Dakota St.	7 6
									226 N	North Dakota St.	7 4
									182 H	Omaha	6 10
									224 N	UT Martin	8 0
									296 A	Purdue Fort Wayne	5 4
									255 A	Western Ill.	7 6
									255 A	Western Ill.	7 4
									41 A	Alabama	4 5
									224 N	UT Martin	4 5
									296 A	Purdue Fort Wayne	8 0
									110 A	Little Rock	3 10
									296 A	Purdue Fort Wayne	5 4

**Non-Div. I Games:**

South Dakota St.



South Dakota St.



Average RPI Win: 156		WON-LOST	WINNING	LAST 10	STRENGTH OF		OPP. STRENGTH	TEAM	ADJ	CONF.	ADJ CONF.
Average RPI Loss: 81		RECORD	PCT. RANK	GAMES	SCHEDULE		OF SCHEDULE	RPI	RPI	RPI	RPI
DIV. I ONLY		9-25-0	.26471	272	5-5-0		49	140	189	.47825	188
DIV. I NON-CONF.		8-17-0	.32	227	5-2-0		37	146	163	.49453	163
TOTALS		RPI 1-25	RPI 26-50		W-L RECORDS		RPI 51-100		RPI 101-150		RPI 150+
9-25-0	0-0-0	2-14-0		OVERALL		1-2-0		1-3-0		5-6-0	
4-3-0	0-0-0	2-1-0		HOME		0-1-0		0-1-0		2-0-0	
3-14-0	0-0-0	0-8-0		AWAY		1-1-0		1-0-0		1-5-0	
2-8-0	0-0-0	0-5-0		NEUTRAL		0-0-0		0-2-0		2-1-0	
8-17-0	0-0-0	2-11-0		NON-CONFERENCE		1-0-0		1-3-0		4-3-0	
4-2-0	0-0-0	2-1-0		HOME		0-0-0		0-1-0		2-0-0	
3-7-0	0-0-0	0-0-		AWAY		1-0-0		1-0-0		1-2-0	
1-8-0	0-0-0	0-5-0		NEUTRAL		0-0-0		0-2-0		1-1-0	
1-8-0	0-0-0	0-3-0		CONFERENCE		0-2-0		0-0-0		1-3-0	
0-1-0	0-0-0	0-0-0		HOME		0-1-0		0-0-0		0-0-0	
0-7-0	0-0-0	0-3-0		AWAY		0-1-0		0-0-0		0-3-0	
1-0-0	0-0-0	0-0-0		NEUTRAL		0-0-0		0-0-0		1-0-0	
RPI S	Opponent	Score	RPI S	Opponent	Score	RPI S	Opponent	Score	RPI S	Opponent	Score
			26 N	NC State	0 5	67 A	Michigan	2 16	119 A	Notre Dame	3 2
			28 N	UConn	1 6	67 H	Michigan	3 6	127 N	Western Caro.	4 6
			28 N	UConn	3 9	89 A	Arizona	9 5	135 H	Central Mich.	6 8
			28 N	UConn	4 17				145 N	Kent St.	2 12
			28 N	UConn	6 10				164 N	Ohio St.	7 1
			33 A	Nebraska	2 5				166 N	Appalachian St.	6 9
			33 A	Nebraska	2 6				167 A	New Orleans	4 6
			33 A	Nebraska	1 4				167 A	New Orleans	8 4
			34 A	Arizona St.	5 8				167 A	New Orleans	1 4
			34 A	Arizona St.	0 8				171 A	Rutgers	2 4
			34 A	Arizona St.	2 13				171 A	Rutgers	3 6
			43 A	Coastal Caro.	0 13				171 A	Rutgers	0 8
			43 A	Coastal Caro.	5 12				246 H	Western Mich.	3 2
			46 H	Indiana St.	1 0				246 N	Western Mich.	5 2
			46 H	Indiana St.	6 0				280 H	Eastern Mich.	5 3
			46 H	Indiana St.	1 2						
LAST 10 GAMES											
			135 H	Central Mich.	6 8	171 A	Rutgers	0 8			
			127 N	Western Caro.	4 6	171 A	Rutgers	3 6			
			43 A	Coastal Caro.	5 12	171 A	Rutgers	2 4			
			28 N	UConn	3 9	119 A	Notre Dame	3 2			
			280 H	Eastern Mich.	5 3	46 H	Indiana St.	6 0			

Non-Div. I Games:

Michigan St.



Average RPI Win:	153	WON-LOST RECORD	WINNING PCT. RANK	LAST 10 GAMES	STRENGTH OF SCHEDULE	OPP. STRENGTH OF SCHEDULE	TEAM RPI	ADJ RPI	CONF. RPI	ADJ CONF. RPI	
DIV. I ONLY		12-23-0	.34286 243	4-6-0	121	170	190	.478 189	13	13	
DIV. I NON-CONF.		9-17-0	.34615 222	2-2-0	45	135	135	.50578 135	12	12	
<hr/>											
TOTALS	RPI 1-25	RPI 26-50		W-L RECORDS	RPI 51-100		RPI 101-150		RPI 150+		
12-23-0	0-0-0	1-5-0		OVERALL	4-6-0		2-4-0		5-8-0		
5-6-0	0-0-0	1-4-0		HOME	2-1-0		0-0-0		2-1-0		
7-15-0	0-0-0	0-1-0		AWAY	2-5-0		2-4-0		3-5-0		
0-2-0	0-0-0	0-0-0		NEUTRAL	0-0-0		0-0-0		0-2-0		
9-17-0	0-0-0	1-5-0		NON-CONFERENCE	4-6-0		2-4-0		2-2-0		
3-5-0	0-0-0	1-4-0		HOME	2-1-0		0-0-0		0-0-0		
6-10-0	0-0-0	0-0-		AWAY	2-5-0		2-4-0		2-0-0		
0-2-0	0-0-0	0-0-0		NEUTRAL	0-0-0		0-0-0		0-2-0		
3-6-0	0-0-0	0-0-0		CONFERENCE	0-0-0		0-0-0		3-6-0		
2-1-0	0-0-0	0-0-0		HOME	0-0-0		0-0-0		2-1-0		
1-5-0	0-0-0	0-0-0		AWAY	0-0-0		0-0-0		1-5-0		
0-0-0	0-0-0	0-0-0		NEUTRAL	0-0-0		0-0-0		0-0-0		
RPI S	Opponent	Score	RPI S	Opponent	Score	RPI S	Opponent	Score	RPI S	Opponent	Score
			33 H	Nebraska	6 21	60 A	San Diego	6 7	117 A	UNLV	7 12
			33 H	Nebraska	10 9	60 H	San Diego	3 31	117 A	UNLV	7 11
			33 H	Nebraska	6 10	78 A	Tulane	1 10	132 A	Grand Canyon	5 3
			33 H	Nebraska	1 7	78 A	Tulane	10 1	137 A	San Jose St.	1 9
			47 A	Loyola Marymount	4 5	78 A	Tulane	0 10	137 A	San Jose St.	12 3
			47 H	Loyola Marymount	1 5	96 A	California Baptist	7 4	137 A	San Jose St.	4 5
						96 H	California Baptist	5 4	185 A	New Mexico	18 10
						96 H	California Baptist	8 3	207 A	CSUN	1 25
						99 A	San Francisco	2 8	207 A	CSUN	6 11
						99 A	San Francisco	3 4	207 A	CSUN	5 14
									230 A	CSU Bakersfield	12 1
									247 H	Hawaii	4 3
									247 H	Hawaii	3 15
									247 H	Hawaii	16 5
									253 A	UC Davis	2 10
									253 A	UC Davis	4 3
									253 A	UC Davis	6 8
									284 N	Rider	2 4
									284 N	Rider	1 5
			LAST 10 GAMES								
			96 A	California Baptist	7 4	247 H	Hawaii	3 15			
			33 H	Nebraska	6 10	247 H	Hawaii	16 5			
			185 A	New Mexico	18 10	230 A	CSU Bakersfield	12 1			
			47 A	Loyola Marymount	4 5	207 A	CSUN	6 11			
			247 H	Hawaii	4 3	207 A	CSUN	1 25			

**Non-Div. I Games:**

UC Riverside



L  
i  
p  
s  
c  
o  
m  
b

Lipscomb



RPI	S	Opponent	Score	
246	H	Western Mich.	13	5
276	H	Tennessee Tech	4	1

Lipscomb

L  
i  
p  
s  
c  
o  
m  
b

L  
i  
p  
s  
c  
o  
m  
b



## Maine

Average RPI Win: 217		WON-LOST	WINNING	LAST 10	STRENGTH OF		OPP. STRENGTH	TEAM	ADJ	CONF.	ADJ CONF.
Average RPI Loss: 81		RECORD	PCT. RANK	GAMES	SCHEDULE		OF SCHEDULE	RPI	RPI	RPI	RPI
DIV. I ONLY		7-22-0	.24138	282	5-5-0		33	195	192	.47746	191
DIV. I NON-CONF.		1-17-0	.05556	294	0		1	127	196	.4737	196
TOTALS		RPI 1-25	RPI 26-50		W-L RECORDS		RPI 51-100		RPI 101-150		RPI 150+
7-22-0	0-3-0	0-1-0		OVERALL		0-13-0		1-3-0		6-2-0	
5-1-0	0-0-0	0-0-0		HOME		0-0-0		0-0-0		5-1-0	
2-21-0	0-3-0	0-1-0		AWAY		0-13-0		1-3-0		1-1-0	
0-0-0	0-0-0	0-0-0		NEUTRAL		0-0-0		0-0-0		0-0-0	
1-17-0	0-3-0	0-1-0		NON-CONFERENCE		0-10-0		1-3-0		0-0-0	
0-0-0	0-0-0	0-0-0		HOME		0-0-0		0-0-0		0-0-0	
1-17-0	0-3-0	0-0-		AWAY		0-10-0		1-3-0		0-0-0	
0-0-0	0-0-0	0-0-0		NEUTRAL		0-0-0		0-0-0		0-0-0	
6-5-0	0-0-0	0-0-0		CONFERENCE		0-3-0		0-0-0		6-2-0	
5-1-0	0-0-0	0-0-0		HOME		0-0-0		0-0-0		5-1-0	
1-4-0	0-0-0	0-0-0		AWAY		0-3-0		0-0-0		1-1-0	
0-0-0	0-0-0	0-0-0		NEUTRAL		0-0-0		0-0-0		0-0-0	
RPI S	Opponent	Score		RPI S	Opponent	Score		RPI S	Opponent	Score	
12 A	Mississippi St.	1	5	41 A	Alabama	0	16	59 A	Florida St.	3	16
12 A	Mississippi St.	2	9					59 A	Florida St.	0	11
12 A	Mississippi St.	8	9					59 A	Florida St.	1	9
								59 A	Florida St.	5	6
								65 A	Liberty	0	7
								65 A	Liberty	2	3
								65 A	Liberty	1	7
								77 A	Maryland	6	9
								77 A	Maryland	0	4
								77 A	Maryland	3	5
								94 A	Stony Brook	3	8
								94 A	Stony Brook	0	2
								94 A	Stony Brook	3	5
LAST 10 GAMES											
220 H	UMBC	2	1	220 H	UMBC	1	4				
12 A	Mississippi St.	2	9	59 A	Florida St.	5	6				
77 A	Maryland	3	5	256 H	UMass Lowell	5	3				
77 A	Maryland	0	4	94 A	Stony Brook	3	5				
175 A	Binghamton	1	4	256 H	UMass Lowell	5	1				

Non-Div. I Games:

Maine



Average RPI Win: 169		WON-LOST	WINNING	LAST 10	STRENGTH OF		OPP. STRENGTH	TEAM	ADJ	CONF.	ADJ CONF.
Average RPI Loss: 120		RECORD	PCT. RANK	GAMES	SCHEDULE		OF SCHEDULE	RPI	RPI	RPI	RPI
DIV. I ONLY		15-23-0	.39474	218	5-5-0		134	114	193	.47731	192
DIV. I NON-CONF.		6-16-0	.27273	246	0-3-0		159	111	246	.43902	246
TOTALS		RPI 1-25	RPI 26-50		W-L RECORDS		RPI 51-100		RPI 101-150		RPI 150+
15-23-0	0-2-0	1-6-0		OVERALL		1-1-0		1-4-0		12-10-0	
11-9-0	0-1-0	1-2-0		HOME		1-1-0		0-0-0		9-5-0	
4-14-0	0-1-0	0-4-0		AWAY		0-0-0		1-4-0		3-5-0	
0-0-0	0-0-0	0-0-0		NEUTRAL		0-0-0		0-0-0		0-0-0	
6-16-0	0-2-0	0-4-0		NON-CONFERENCE		1-1-0		1-3-0		4-6-0	
5-6-0	0-1-0	0-0-0		HOME		1-1-0		0-0-0		4-4-0	
1-10-0	0-1-0	0-0-0		AWAY		0-0-0		1-3-0		0-2-0	
0-0-0	0-0-0	0-0-0		NEUTRAL		0-0-0		0-0-0		0-0-0	
9-7-0	0-0-0	1-2-0		CONFERENCE		0-0-0		0-1-0		8-4-0	
6-3-0	0-0-0	1-2-0		HOME		0-0-0		0-0-0		5-1-0	
3-4-0	0-0-0	0-0-0		AWAY		0-0-0		0-1-0		3-3-0	
0-0-0	0-0-0	0-0-0		NEUTRAL		0-0-0		0-0-0		0-0-0	
RPI S	Opponent	Score	RPI S	Opponent	Score	RPI S	Opponent	Score	RPI S	Opponent	Score
2 H	Vanderbilt	3 15	38 H	Louisiana Tech	5 10	87 H	Bradley	1 2	107 A	Memphis	6 8
8 A	Tennessee	0 2	38 H	Louisiana Tech	1 5	87 H	Bradley	1 0	107 A	Memphis	5 7
			38 H	Louisiana Tech	4 1				107 A	Memphis	2 1
			39 A	Kentucky	1 4				133 A	Austin Peay	3 10
			39 A	Kentucky	0 7				138 A	Rice	4 10
			39 A	Kentucky	4 5				152 A	UTSA	9 4
			41 A	Alabama	0 2				152 A	UTSA	7 4
									152 A	UTSA	4 10
									153 H	UAB	8 10
									153 H	UAB	7 3
									153 H	UAB	9 2
									165 A	Marshall	10 5
									165 A	Marshall	3 13
									165 A	Marshall	0 7
									178 H	Western Ky.	13 4
									178 H	Western Ky.	13 10
									178 H	Western Ky.	11 4
									180 A	Murray St.	6 12
									180 H	Murray St.	8 5
									190 A	Lipscomb	10 12
									190 H	Lipscomb	6 8
									211 H	Belmont	4 5
									269 H	Northern Ill.	2 3
									272 H	Bowling Green	3 2
									272 H	Bowling Green	3 4
									272 H	Bowling Green	7 0
									276 H	Tennessee Tech	11 4
LAST 10 GAMES			153 H	UAB	8 10	272 H	Bowling Green	3 2			
			153 H	UAB	7 3	138 A	Rice	4 10			
			107 A	Memphis	6 8	190 A	Lipscomb	10 12			
			107 A	Memphis	5 7	153 H	UAB	9 2			
			87 H	Bradley	1 2	180 A	Murray St.	6 12			

Non-Div. I Games:

Middle Tenn.



[illegible]

**Non-Div. I Games:            Rockhurst**

4 5

Saint Louis






M  
e  
r  
c  
e  
r

**Mercer**



**Non-Div. I Games:**

 Tie,  Loss,  Non-Conf, S Site, H Home, A Away, N Neutral Page 227



Average RPI Win:	248	WON-LOST	WINNING	LAST 10	STRENGTH OF	OPP. STRENGTH	TEAM	ADJ	CONF.	ADJ CONF.	
Average RPI Loss:	161	RECORD	PCT. RANK	GAMES	SCHEDULE	OF SCHEDULE	RPI	RPI	RPI	RPI	
DIV. I ONLY	12-22-0	.35294	238	5-5-0	132	276	196	.47454	196	26	26
DIV. I NON-CONF.	5-15-0	.25	255	1-1-0	105	232	193	.47475	193	26	26
TOTALS	RPI 1-25	RPI 26-50	W-L RECORDS	RPI 51-100	RPI 101-150	RPI 150+					
12-22-0	0-0-0	0-0-0	OVERALL	0-6-0	1-3-0	11-13-0					
3-5-0	0-0-0	0-0-0	HOME	0-0-0	0-0-0	3-5-0					
9-16-0	0-0-0	0-0-0	AWAY	0-6-0	1-2-0	8-8-0					
0-1-0	0-0-0	0-0-0	NEUTRAL	0-0-0	0-1-0	0-0-0					
5-15-0	0-0-0	0-0-0	NON-CONFERENCE	0-6-0	1-3-0	4-6-0					
0-1-0	0-0-0	0-0-0	HOME	0-0-0	0-0-0	0-1-0					
5-13-0	0-0-0	0-0-	AWAY	0-6-0	1-2-0	4-5-0					
0-1-0	0-0-0	0-0-0	NEUTRAL	0-0-0	0-1-0	0-0-0					
7-7-0	0-0-0	0-0-0	CONFERENCE	0-0-0	0-0-0	7-7-0					
3-4-0	0-0-0	0-0-0	HOME	0-0-0	0-0-0	3-4-0					
4-3-0	0-0-0	0-0-0	AWAY	0-0-0	0-0-0	4-3-0					
0-0-0	0-0-0	0-0-0	NEUTRAL	0-0-0	0-0-0	0-0-0					
RPI S	Opponent	Score	RPI S	Opponent	Score	RPI S	Opponent	Score	RPI S	Opponent	Score
						66 A	VCU	6 7	144 A	James Madison	3 5
						66 A	VCU	3 6	144 A	James Madison	9 6
						66 A	VCU	3 7	144 A	James Madison	4 14
						100 A	Elon	0 8	148 N	Penn	3 19
						100 A	Elon	1 9	161 H	Navy	9 11
						100 A	Elon	1 5	161 H	Navy	13 24
									161 H	Navy	1 10
									171 H	Rutgers	3 9
									183 A	Wofford	6 7
									183 A	Wofford	1 12
									183 A	Wofford	3 13
									209 A	Army West Point	2 4
									209 A	Army West Point	2 10
									209 A	Army West Point	6 3
									233 A	Saint Joseph's	3 1
									239 A	N.C. Central	1 9
									239 A	N.C. Central	16 10
									239 A	N.C. Central	2 1
									240 A	USC Upstate	0 5
									258 A	Lehigh	4 1
									258 A	Lehigh	14 2
									258 A	Lehigh	9 16
									258 A	Lehigh	10 9
									258 H	Lehigh	1 12
									285 H	Bucknell	11 3
									285 H	Bucknell	6 5
									285 H	Bucknell	10 5
	</										

Non-Div. I Games:

Lafayette



Lafayette



Average RPI Win: 177		WON-LOST	WINNING	LAST 10	STRENGTH OF		OPP. STRENGTH	TEAM	ADJ		CONF.	ADJ CONF.				
Average RPI Loss: 107		RECORD	PCT. RANK	GAMES	SCHEDULE		OF SCHEDULE	RPI	RPI		RPI	RPI				
DIV. I ONLY		14-21-1	.40278	214	3-6-1		89	158	197		.47452	197	11	11		
DIV. I NON-CONF.		9-12-0	.42857	184	1-2-0		114	154	211		.46773	211	11	11		
TOTALS		RPI 1-25	RPI 26-50		W-L RECORDS		RPI 51-100		RPI 101-150		RPI 150+					
14-21-1		0-3-0	0-2-0		OVERALL		0-4-0		7-6-0		7-6-1					
12-14-0		0-1-0	0-1-0		HOME		0-3-0		5-5-0		7-4-0					
2-7-1		0-2-0	0-1-0		AWAY		0-1-0		2-1-0		0-2-1					
0-0-0		0-0-0	0-0-0		NEUTRAL		0-0-0		0-0-0		0-0-0					
9-12-0		0-3-0	0-2-0		NON-CONFERENCE		0-1-0		3-4-0		6-2-0					
9-8-0		0-1-0	0-1-0		HOME		0-0-0		3-4-0		6-2-0					
0-4-0		0-2-0	0-0-		AWAY		0-1-0		0-0-0		0-0-0					
0-0-0		0-0-0	0-0-0		NEUTRAL		0-0-0		0-0-0		0-0-0					
5-9-1		0-0-0	0-0-0		CONFERENCE		0-3-0		4-2-0		1-4-1					
3-6-0		0-0-0	0-0-0		HOME		0-3-0		2-1-0		1-2-0					
2-3-1		0-0-0	0-0-0		AWAY		0-0-0		2-1-0		0-2-1					
0-0-0		0-0-0	0-0-0		NEUTRAL		0-0-0		0-0-0		0-0-0					
RPI	S	Opponent	Score		RPI	S	Opponent	Score		RPI	S	Opponent	Score			
7	A	Arkansas	2	9	26	H	NC State	5	6	56	H	Fla. Atlantic	4	8		
23	A	Clemson	6	7	50	A	South Carolina	4	5	56	H	Fla. Atlantic	5	12		
23	H	Clemson	5	8						56	H	Fla. Atlantic	6	10		
										76	A	Wake Forest	6	14		
												122	A	Old Dominion	0	10
												122	A	Old Dominion	8	7
												122	A	Old Dominion	11	8
												138	H	Rice	6	5
												138	H	Rice	4	19
												138	H	Rice	4	0
												141	H	Canisius	3	5
												141	H	Canisius	5	10
												141	H	Canisius	9	2
												145	H	Kent St.	3	5
												145	H	Kent St.	7	2
												145	H	Kent St.	1	0
												155	H	Gardner-Webb	4	11
												165	H	Marshall	8	5
												165	H	Marshall	6	12
												165	H	Marshall	4	5
												178	A	Western Ky.	13	13
												178	A	Western Ky.	5	8
												178	A	Western Ky.	4	8
												213	H	Delaware	5	4
												213	H	Delaware	3	1
												213	H	Delaware	5	2
												235	H	UNC Asheville	5	2
												241	H	Coppin St.	14	4
												241	H	Coppin St.	3	9
												241	H	Coppin St.	7	3
LAST 10 GAMES				LAST 10 GAMES				LAST 10 GAMES				LAST 10 GAMES				
				138	H	Rice	4	0	145	H	Kent St.	1	0			
				138	H	Rice	6	5	105	H	Morehead St.	3	5			
				178	A	Western Ky.	5	8	23	A	Clemson	6	7			
				178	A	Western Ky.	4	8	213	H	Delaware	5	2			
				145	H	Kent St.	7	2	241	H	Coppin St.	7	3			

Non-Div. I Games:

Charlotte



[illegible]

**Non-Div. I Games:**

Southern U.



Southern U.

Southern U.

Southern U.



Average RPI Win:		215	WON-LOST RECORD		WINNING PCT. RANK		LAST 10 GAMES		STRENGTH OF SCHEDULE		OPP. STRENGTH OF SCHEDULE		TEAM RPI		ADJ RPI		CONF. RPI		ADJ CONF. RPI	
DIV. I ONLY			13-25-0		.34211 245		7-3-0		145		207		199		.47354 199		26		26	
DIV. I NON-CONF.			5-19-0		.20833 274		2-0-0		128		68		226		.45572 225		26		26	
TOTALS		RPI 1-25		RPI 26-50		W-L RECORDS		RPI 51-100		RPI 101-150		RPI 150+								
13-25-0		0-1-0		0-4-0		OVERALL		0-4-0		2-3-0		11-13-0								
6-3-0		0-0-0		0-0-0		HOME		0-0-0		1-0-0		5-3-0								
6-21-0		0-1-0		0-4-0		AWAY		0-4-0		1-3-0		5-9-0								
1-1-0		0-0-0		0-0-0		NEUTRAL		0-0-0		0-0-0		1-1-0								
5-19-0		0-1-0		0-4-0		NON-CONFERENCE		0-4-0		2-3-0		3-7-0								
2-0-0		0-0-0		0-0-0		HOME		0-0-0		1-0-0		1-0-0								
2-18-0		0-1-0		0-0-		AWAY		0-4-0		1-3-0		1-6-0								
1-1-0		0-0-0		0-0-0		NEUTRAL		0-0-0		0-0-0		1-1-0								
8-6-0		0-0-0		0-0-0		CONFERENCE		0-0-0		0-0-0		8-6-0								
4-3-0		0-0-0		0-0-0		HOME		0-0-0		0-0-0		4-3-0								
4-3-0		0-0-0		0-0-0		AWAY		0-0-0		0-0-0		4-3-0								
0-0-0		0-0-0		0-0-0		NEUTRAL		0-0-0		0-0-0		0-0-0								
RPI	S	Opponent		Score		RPI	S	Opponent		Score		RPI	S	Opponent		Score				
19	A	LSU		2 9		29	A	Baylor		0 12		58	A	Southern Miss.		1 4				
						29	A	Baylor		5 8		58	A	Southern Miss.		0 4				
						29	A	Baylor		1 6		58	A	Southern Miss.		3 5				
						29	A	Baylor		5 8		68	A	Boston College		4 11				
														126	A	McNeese		0 13		
														126	A	McNeese		1 4		
														139	H	Massachusetts		11 2		
														153	A	UAB		2 8		
														153	A	UAB		6 20		
														153	A	UAB		2 6		
														161	A	Navy		3 4		
														161	A	Navy		4 1		
														161	A	Navy		1 3		
														161	H	Navy		1 6		
														161	H	Navy		4 0		
														168	N	Nicholls St.		8 6		
														168	N	Nicholls St.		2 11		
														177	A	Northeastern		0 1		
														177	A	Northeastern		8 4		
														177	A	Northeastern		3 6		
														177	A	Northeastern		7 8		
														209	A	Army West Point		5 8		
														237	H	Dartmouth		16 10		
														258	H	Lehigh		4 1		
														258	H	Lehigh		5 4		
														258	H	Lehigh		3 5		
														285	A	Bucknell		6 3		
														285	A	Bucknell		13 7		
														285	A	Bucknell		6 3		
														285	A	Bucknell		6 3		
														285	A	Bucknell		6 3		
														285	A	Bucknell		6 3		
														285	A	Bucknell		6 3		
														285	A	Bucknell		6 3		
														285	A	Bucknell		6 3		
														285	A	Bucknell		6 3		
														285	A	Bucknell		6 3		
														285	A	Bucknell		6 3		
														285	A	Bucknell		6 3		
														285	A	Bucknell		6 3		
														285	A	Bucknell		6 3		
														285	A	Bucknell		6 3		
														285	A	Bucknell		6 3		
														285	A	Bucknell		6 3		
														285	A	Bucknell		6 3		
														285	A	Bucknell		6 3		
														285	A	Bucknell		6 3		
														285	A	Bucknell		6 3		
														285	A	Bucknell		6 3		
														285	A	Bucknell		6 3		
														285	A	Bucknell		6 3		
														285	A	Bucknell		6 3		
														285	A	Bucknell		6 3		
														285	A	Bucknell		6 3		
														285	A	Bucknell		6 3		
														285	A	Bucknell		6 3		
														285	A	Bucknell		6 3		
														285	A	Bucknell		6 3		
														285	A	Bucknell		6 3		
														285	A	Bucknell		6 3		
														285	A	Bucknell		6 3		
				</																

**Non-Div. I Games:**

Holy Cross



RPI	S	Opponent	Score	
285	H	Bucknell	4	8
285	H	Bucknell	6	5

Holy Cross

H  
o  
l  
y  
C  
r  
o  
s  
s

H  
o  
l  
y  
C  
r  
o  
s  
s







RPI	S	Opponent	Score	
288	H	Niagara	4	3

N.C. A&T

N  
.  
C  
.  
A  
&  
T

N  
.  
C  
.  
A  
&  
T



Average RPI Win:		209	WON-LOST RECORD		WINNING PCT. RANK		LAST 10 GAMES		STRENGTH OF SCHEDULE		OPP. STRENGTH OF SCHEDULE		TEAM RPI		ADJ RPI		CONF. RPI		ADJ CONF. RPI				
Average RPI Loss:		107																					
DIV. I ONLY			20-18-0		.52632 132		5-5-0		225		121		201		.47298 201		15		15				
DIV. I NON-CONF.			15-14-0		.51724 144		3-3-0		227		100		194		.47421 194		16		16				
TOTALS		RPI 1-25		RPI 26-50		W-L RECORDS		RPI 51-100		RPI 101-150		RPI 150+											
20-18-0		0-3-0		1-4-0		OVERALL		1-3-0		1-2-0		17-6-0											
13-13-0		0-2-0		1-3-0		HOME		0-3-0		0-0-0		12-5-0											
7-5-0		0-1-0		0-1-0		AWAY		1-0-0		1-2-0		5-1-0											
0-0-0		0-0-0		0-0-0		NEUTRAL		0-0-0		0-0-0		0-0-0											
15-14-0		0-3-0		1-4-0		NON-CONFERENCE		1-0-0		1-2-0		12-5-0											
11-9-0		0-2-0		1-3-0		HOME		0-0-0		0-0-0		10-4-0											
4-5-0		0-1-0		0-0-		AWAY		1-0-0		1-2-0		2-1-0											
0-0-0		0-0-0		0-0-0		NEUTRAL		0-0-0		0-0-0		0-0-0											
5-4-0		0-0-0		0-0-0		CONFERENCE		0-3-0		0-0-0		5-1-0											
2-4-0		0-0-0		0-0-0		HOME		0-3-0		0-0-0		2-1-0											
3-0-0		0-0-0		0-0-0		AWAY		0-0-0		0-0-0		3-0-0											
0-0-0		0-0-0		0-0-0		NEUTRAL		0-0-0		0-0-0		0-0-0											
RPI	S	Opponent		Score		RPI	S	Opponent		Score		RPI	S	Opponent		Score							
9	H	East Carolina		1	9	26	H	NC State		7	14	61	A	Campbell		5	1	107	A	Memphis		8	10
20	A	North Carolina		3	4	43	A	Coastal Caro.		2	9	90	H	William & Mary		2	3	107	A	Memphis		15	6
20	H	North Carolina		4	11	43	H	Coastal Caro.		5	10	90	H	William & Mary		2	3	107	A	Memphis		4	7
						43	H	Coastal Caro.		5	4	90	H	William & Mary		1	8	165	H	Marshall		0	1
						46	H	Indiana St.		0	1							177	H	Northeastern		4	5
																		177	H	Northeastern		4	3
																		177	H	Northeastern		7	4
																		216	H	Toledo		3	5
																		216	H	Toledo		13	5
																		218	A	Kennesaw St.		8	9
																		218	A	Kennesaw St.		5	2
																		218	A	Kennesaw St.		12	4
																		231	H	Siena		2	1
																		231	H	Siena		7	2
																		231	H	Siena		10	3
																		233	H	Saint Joseph's		10	8
																		233	H	Saint Joseph's		2	4
																		234	H	Valparaiso		8	10
																		234	H	Valparaiso		10	8
																		234	H	Valparaiso		4	3
																		254	H	VMI		5	2
																		254	H	VMI		5	3
																		265	A	Towson		3	1
																		265	A	Towson		8	4
																		265	A	Towson		11	6
																		267	H	Iona		11	4
				LAST 10 GAMES																			
				234	H	Valparaiso		4	3	177	H	Northeastern		4	5	265	A	Towson		3	1		
				234	H	Valparaiso		10	8	177	H	Northeastern		4	3	265	A	Towson		8	4		
				254	H	VMI		5	3	177	H	Northeastern		7	4	265	A	Towson		11	6		
				231	H	Siena		10	3	9	H	East Carolina		1	9	267	H	Iona		11	4		
				26	H	NC State		7	14	218	A	Kennesaw St.		12	4								

Non-Div. I Games:

UNCW



Average RPI Win:	233	WON-LOST	WINNING	LAST 10	STRENGTH OF	OPP. STRENGTH	TEAM	ADJ	CONF.	ADJ CONF.			
Average RPI Loss:	163	RECORD	PCT. RANK	GAMES	SCHEDULE	OF SCHEDULE	RPI	RPI	RPI	RPI			
DIV. I ONLY		16-18-0	.47059	174	5-5-0	263	233	202	.47264	202	17	17	
DIV. I NON-CONF.		14-16-0	.46667	165	3-3-0	266	238	197	.47368	197	15	15	
<hr/>													
TOTALS	RPI 1-25	RPI 26-50		W-L RECORDS		RPI 51-100		RPI 101-150		RPI 150+			
16-18-0	0-1-0	0-0-0		OVERALL		1-2-0		2-7-0		13-8-0			
0-0-0	0-0-0	0-0-0		HOME		0-0-0		0-0-0		0-0-0			
12-10-0	0-0-0	0-0-0		AWAY		1-2-0		1-4-0		10-4-0			
4-8-0	0-1-0	0-0-0		NEUTRAL		0-0-0		1-3-0		3-4-0			
14-16-0	0-0-0	0-0-0		NON-CONFERENCE		1-2-0		2-7-0		11-7-0			
0-0-0	0-0-0	0-0-0		HOME		0-0-0		0-0-0		0-0-0			
10-9-0	0-0-0	0-0-		AWAY		1-2-0		1-4-0		8-3-0			
4-7-0	0-0-0	0-0-0		NEUTRAL		0-0-0		1-3-0		3-4-0			
2-2-0	0-1-0	0-0-0		CONFERENCE		0-0-0		0-0-0		2-1-0			
0-0-0	0-0-0	0-0-0		HOME		0-0-0		0-0-0		0-0-0			
2-1-0	0-0-0	0-0-0		AWAY		0-0-0		0-0-0		2-1-0			
0-1-0	0-1-0	0-0-0		NEUTRAL		0-0-0		0-0-0		0-0-0			
<hr/>													
RPI	S	Opponent	Score	RPI	S	Opponent	Score	RPI	S	Opponent	Score		
16	N	Creighton	1 5					71	A	TCU	7 3		
								71	A	TCU	6 8		
								71	A	TCU	1 5		
										111	A	Virginia	0 4
										111	A	Virginia	3 0
										112	N	Kansas	4 7
										125	N	Harvard	2 6
										125	N	Harvard	7 4
										142	A	FIU	0 1
										142	A	FIU	5 6
										142	A	FIU	7 10
										150	N	Dayton	1 2
										164	N	Ohio St.	3 4
										164	N	Ohio St.	0 6
										164	N	Ohio St.	3 5
										206	N	NJIT	8 5
										227	A	Wagner	11 7
										227	N	Wagner	10 0
										233	N	Saint Joseph's	4 7
										249	A	Princeton	7 2
										263	A	Monmouth	6 3
										263	A	Monmouth	12 2
										267	A	Iona	14 3
										267	A	Iona	7 0
										267	A	Iona	0 5
										284	A	Rider	8 11
										285	N	Bucknell	12 1
										287	A	Villanova	7 5
										287	A	Villanova	6 3
										287	A	Villanova	5 6
										293	A	Fairleigh Dickinson	5 6
										16	N	Creighton	1 5
										263	A	Monmouth	6 3
										71	A	TCU	7 3
										249	A	Princeton	7 2

**Non-Div. I Games:**

Seton Hall



Seton Hall



Average RPI Win:		199	WON-LOST RECORD		WINNING PCT. RANK	LAST 10 GAMES	STRENGTH OF SCHEDULE		OPP. STRENGTH OF SCHEDULE	TEAM RPI	ADJ RPI	CONF. RPI	ADJ CONF. RPI
Average RPI Loss:		125											
DIV. I ONLY			12-20-0		.375 231	4-6-0	150		208	203	.47189 203	22	22
DIV. I NON-CONF.			6-17-0		.26087 250	2-5-0	115		167	217	.46402 216	19	19
TOTALS		RPI 1-25	RPI 26-50		W-L RECORDS		RPI 51-100		RPI 101-150		RPI 150+		
12-20-0		0-3-0	0-1-0		OVERALL		3-5-0		1-1-0		8-10-0		
6-6-0		0-0-0	0-0-0		HOME		2-2-0		1-0-0		3-4-0		
6-13-0		0-3-0	0-1-0		AWAY		1-3-0		0-0-0		5-6-0		
0-1-0		0-0-0	0-0-0		NEUTRAL		0-0-0		0-1-0		0-0-0		
6-17-0		0-3-0	0-1-0		NON-CONFERENCE		1-4-0		1-1-0		4-8-0		
2-4-0		0-0-0	0-0-0		HOME		0-1-0		1-0-0		1-3-0		
4-12-0		0-3-0	0-0-		AWAY		1-3-0		0-0-0		3-5-0		
0-1-0		0-0-0	0-0-0		NEUTRAL		0-0-0		0-1-0		0-0-0		
6-3-0		0-0-0	0-0-0		CONFERENCE		2-1-0		0-0-0		4-2-0		
4-2-0		0-0-0	0-0-0		HOME		2-1-0		0-0-0		2-1-0		
2-1-0		0-0-0	0-0-0		AWAY		0-0-0		0-0-0		2-1-0		
0-0-0		0-0-0	0-0-0		NEUTRAL		0-0-0		0-0-0		0-0-0		
RPI S	Opponent	Score	RPI S	Opponent	Score	RPI S	Opponent	Score	RPI S	Opponent	Score		
5 A	UC Santa Barbara	5 10	28 A	UConn	4 12	63 A	Bryant	6 15	101 N	Rhode Island	7 10		
5 A	UC Santa Barbara	0 14				63 A	Bryant	4 15	120 H	Marist	8 3		
5 A	UC Santa Barbara	4 6				63 A	Bryant	5 8	170 A	Abilene Christian	7 8		
						63 H	Bryant	3 23	170 A	Abilene Christian	1 2		
						68 A	Boston College	7 4	170 A	Abilene Christian	7 11		
						94 H	Stony Brook	5 7	177 H	Northeastern	8 9		
						94 H	Stony Brook	9 5	190 A	Lipscomb	8 9		
						94 H	Stony Brook	6 5	190 A	Lipscomb	0 7		
									195 H	Yale	11 7		
									208 H	Quinnipiac	3 10		
									232 H	Sacred Heart	4 5		
									252 H	Albany (NY)	6 5		
									252 H	Albany (NY)	7 6		
									252 H	Albany (NY)	6 8		
									256 A	UMass Lowell	7 5		
									256 A	UMass Lowell	5 0		
									256 A	UMass Lowell	2 3		
									266 A	Georgetown	2 1		
									266 A	Georgetown	4 2		
									266 A	Georgetown	14 1		
			LAST 10 GAMES										
			256 A	UMass Lowell	5 0	256 A	UMass Lowell	2 3					
			170 A	Abilene Christian	7 8	101 N	Rhode Island	7 10					
			170 A	Abilene Christian	7 11	63 A	Bryant	6 15					
			94 H	Stony Brook	5 7	63 A	Bryant	4 15					
			252 H	Albany (NY)	6 5	63 A	Bryant	5 8					

Non-Div. I Games:

Hartford



Average RPI Win: 168		WON-LOST	WINNING	LAST 10	STRENGTH OF		OPP. STRENGTH	TEAM	ADJ	CONF.	ADJ CONF.				
Average RPI Loss: 81		RECORD	PCT. RANK	GAMES	SCHEDULE		OF SCHEDULE	RPI	RPI	RPI	RPI				
DIV. I ONLY		8-26-0	.23529	284	2-8-0		58	136	204	.47155	204	3	3		
DIV. I NON-CONF.		7-14-0	.33333	223	1-0-0		177	206	204	.47004	204	2	2		
TOTALS		RPI 1-25	RPI 26-50		W-L RECORDS		RPI 51-100		RPI 101-150		RPI 150+				
8-26-0		0-3-0	1-6-0		OVERALL		1-11-0		2-3-0		4-3-0				
4-6-0		0-3-0	1-2-0		HOME		1-0-0		0-0-0		2-1-0				
4-20-0		0-0-0	0-4-0		AWAY		0-11-0		2-3-0		2-2-0				
0-0-0		0-0-0	0-0-0		NEUTRAL		0-0-0		0-0-0		0-0-0				
7-14-0		0-0-0	0-1-0		NON-CONFERENCE		1-7-0		2-3-0		4-3-0				
3-1-0		0-0-0	0-0-0		HOME		1-0-0		0-0-0		2-1-0				
4-13-0		0-0-0	0-0-		AWAY		0-7-0		2-3-0		2-2-0				
0-0-0		0-0-0	0-0-0		NEUTRAL		0-0-0		0-0-0		0-0-0				
1-12-0		0-3-0	1-5-0		CONFERENCE		0-4-0		0-0-0		0-0-0				
1-5-0		0-3-0	1-2-0		HOME		0-0-0		0-0-0		0-0-0				
0-7-0		0-0-0	0-3-0		AWAY		0-4-0		0-0-0		0-0-0				
0-0-0		0-0-0	0-0-0		NEUTRAL		0-0-0		0-0-0		0-0-0				
RPI	S	Opponent	Score	RPI	S	Opponent	Score	RPI	S	Opponent	Score	RPI	S	Opponent	Score
10	H	Stanford	1 7	32	H	Oregon	8 7	52	A	UC Irvine	4 8	117	A	UNLV	3 17
10	H	Stanford	2 14	32	H	Oregon	3 21	52	A	UC Irvine	1 5	117	A	UNLV	7 12
10	H	Stanford	5 8	32	H	Oregon	8 11	52	A	UC Irvine	1 4	140	A	Nevada	1 8
				34	A	Arizona St.	0 6	57	H	Gonzaga	12 10	140	A	Nevada	3 1
				34	A	Arizona St.	7 8	64	A	California	5 9	140	A	Nevada	16 2
				34	A	Arizona St.	5 6	64	A	California	0 6	207	H	CSUN	3 1
				47	A	Loyola Marymount	2 3	64	A	California	1 6	207	H	CSUN	1 5
								73	A	Saint Mary's (CA)	1 8	207	H	CSUN	10 1
								73	A	Saint Mary's (CA)	8 14	282	A	Santa Clara	2 4
								73	A	Saint Mary's (CA)	1 9	282	A	Santa Clara	10 0
								73	A	Saint Mary's (CA)	3 6	282	A	Santa Clara	10 6
								81	A	Southern California	0 4	282	A	Santa Clara	1 3
LAST 10 GAMES															
				73	A	Saint Mary's (CA)	3 6	64	A	California	5 9				
				81	A	Southern California	0 4	64	A	California	1 6				
				32	H	Oregon	8 7	64	A	California	0 6				
				32	H	Oregon	8 11	57	H	Gonzaga	12 10				
				32	H	Oregon	3 21	10	H	Stanford	2 14				

Non-Div. I Games:

Washington St.



Average RPI Win:	178	WON-LOST RECORD	WINNING PCT. RANK	LAST 10 GAMES	STRENGTH OF SCHEDULE	OPP. STRENGTH OF SCHEDULE	TEAM RPI	ADJ RPI	CONF. RPI	ADJ CONF. RPI								
DIV. I ONLY		13-25-0	.34211	245	4-6-0	88	148	205	.47142	205	12	12						
DIV. I NON-CONF.		6-11-0	.35294	214	0-2-0	32	196	181	.48044	181	13	13						
<hr/>																		
TOTALS	RPI 1-25	RPI 26-50		W-L RECORDS		RPI 51-100		RPI 101-150		RPI 150+								
13-25-0	0-1-0	1-4-0		OVERALL		0-5-0		5-7-0		7-8-0								
10-11-0	0-0-0	1-3-0		HOME		0-0-0		3-2-0		6-6-0								
3-14-0	0-1-0	0-1-0		AWAY		0-5-0		2-5-0		1-2-0								
0-0-0	0-0-0	0-0-0		NEUTRAL		0-0-0		0-0-0		0-0-0								
6-11-0	0-1-0	1-4-0		NON-CONFERENCE		0-2-0		0-3-0		5-1-0								
6-5-0	0-0-0	1-3-0		HOME		0-0-0		0-2-0		5-0-0								
0-6-0	0-1-0	0-0-		AWAY		0-2-0		0-1-0		0-1-0								
0-0-0	0-0-0	0-0-0		NEUTRAL		0-0-0		0-0-0		0-0-0								
7-14-0	0-0-0	0-0-0		CONFERENCE		0-3-0		5-4-0		2-7-0								
4-6-0	0-0-0	0-0-0		HOME		0-0-0		3-0-0		1-6-0								
3-8-0	0-0-0	0-0-0		AWAY		0-3-0		2-4-0		1-1-0								
0-0-0	0-0-0	0-0-0		NEUTRAL		0-0-0		0-0-0		0-0-0								
<hr/>																		
RPI	S	Opponent	Score		RPI	S	Opponent	Score		RPI	S	Opponent	Score					
13	A	Texas A&M	7	10	36	A	Texas	2	7	51	A	Sam Houston St.	6	15				
					42	H	Houston	7	8	51	A	Sam Houston St.	4	8				
					49	H	BYU	3	1	51	A	Sam Houston St.	5	6				
					49	H	BYU	2	4	78	A	Tulane	10	22				
					49	H	BYU	0	4	78	A	Tulane	1	9				
													126	A	McNeese	1	6	
													126	A	McNeese	4	6	
													126	A	McNeese	2	1	
													135	H	Central Mich.	6	10	
													135	H	Central Mich.	2	4	
													138	A	Rice	5	12	
													147	H	A&M-Corpus Christi	10	4	
													147	H	A&M-Corpus Christi	7	3	
													147	H	A&M-Corpus Christi	9	1	
													151	H	SFA	2	4	
													151	H	SFA	1	4	
													151	H	SFA	3	5	
													152	A	UTSA	2	25	
													168	H	Nicholls St.	2	4	
													168	H	Nicholls St.	4	5	
													168	H	Nicholls St.	5	6	
													170	A	Abilene Christian	4	6	
													198	H	Southern U.	6	5	
													212	A	Houston Baptist	6	3	
													212	H	Houston Baptist	11	1	
													221	H	LIU Brooklyn	8	4	
													221	H	LIU Brooklyn	2	1	
													221	H	LIU Brooklyn	6	2	
													292	H	Prairie View	7	6	
<hr/>																		
LAST 10 GAMES					LAST 10 GAMES					LAST 10 GAMES								
51 A Sam Houston St.					5	6	170 A Abilene Christian					4	6	212 H Houston Baptist			11	1
51 A Sam Houston St.					4	8	36 A Texas					2	7	221 H LIU Brooklyn			8	4
42 H Houston					7	8	147 H A&M-Corpus Christi					10	4	221 H LIU Brooklyn			2	1
221 H LIU Brooklyn					8	4	147 H A&M-Corpus Christi					7	3	221 H LIU Brooklyn			6	2
221 H LIU Brooklyn					2	1	147 H A&M-Corpus Christi					9	1	292 H Prairie View			7	6

**Non-Div. I Games:**

Lamar University



Average RPI Win: 220		WON-LOST	WINNING	LAST 10	STRENGTH OF		OPP. STRENGTH	TEAM	ADJ	CONF.	ADJ CONF.
Average RPI Loss: 136		RECORD	PCT. RANK	GAMES	SCHEDULE		OF SCHEDULE	RPI	RPI	RPI	RPI
DIV. I ONLY		12-19-1	.39063	223	3-7-0		188	238	206	.46981	206
DIV. I NON-CONF.		8-9-1	.47222	164	1-1-0		284	277	227	.45568	226
TOTALS		RPI 1-25	RPI 26-50		W-L RECORDS		RPI 51-100		RPI 101-150		RPI 150+
12-19-1	0-0-0	0-0-0		OVERALL		2-7-0		0-5-0		10-7-1	
2-3-0	0-0-0	0-0-0		HOME		1-2-0		0-0-0		1-1-0	
6-13-0	0-0-0	0-0-0		AWAY		1-5-0		0-5-0		5-3-0	
4-3-1	0-0-0	0-0-0		NEUTRAL		0-0-0		0-0-0		4-3-1	
8-9-1	0-0-0	0-0-0		NON-CONFERENCE		0-0-0		0-5-0		8-4-1	
0-0-0	0-0-0	0-0-0		HOME		0-0-0		0-0-0		0-0-0	
4-6-0	0-0-0	0-0-		AWAY		0-0-0		0-5-0		4-1-0	
4-3-1	0-0-0	0-0-0		NEUTRAL		0-0-0		0-0-0		4-3-1	
4-10-0	0-0-0	0-0-0		CONFERENCE		2-7-0		0-0-0		2-3-0	
2-3-0	0-0-0	0-0-0		HOME		1-2-0		0-0-0		1-1-0	
2-7-0	0-0-0	0-0-0		AWAY		1-5-0		0-0-0		1-2-0	
0-0-0	0-0-0	0-0-0		NEUTRAL		0-0-0		0-0-0		0-0-0	
RPI S	Opponent	Score	RPI S	Opponent	Score	RPI S	Opponent	Score	RPI S	Opponent	Score
						65 A Liberty	2	8	103 A ETSU	1	8
						65 A Liberty	9	2	103 A ETSU	2	12
						65 A Liberty	1	8	103 A ETSU	2	3
						91 A North Florida	0	4	105 A Morehead St.	7	11
						91 A North Florida	3	8	105 A Morehead St.	5	21
						91 A North Florida	2	5	169 N Purdue	2	3
						97 H Jacksonville	2	5	169 N Purdue	8	9
						97 H Jacksonville	5	2	169 N Purdue	9	3
						97 H Jacksonville	5	6	190 H Lipscomb	5	1
									190 H Lipscomb	4	7
									202 N Seton Hall	5	8
									225 A Stetson	3	1
									225 A Stetson	0	1
									225 A Stetson	3	4
									228 A Manhattan	9	7
									261 A Norfolk St.	11	5
									261 A Norfolk St.	4	3
									280 N Eastern Mich.	5	4
									280 N Eastern Mich.	9	9
									280 N Eastern Mich.	10	9
									280 N Eastern Mich.	10	4
									284 A Rider	10	16
									299 A Saint Peter's	6	2
LAST 10 GAMES						190 H Lipscomb	4	7	97 H Jacksonville	5	2
						190 H Lipscomb	5	1	97 H Jacksonville	2	5
						299 A Saint Peter's	6	2	169 N Purdue	2	3
						225 A Stetson	3	1	169 N Purdue	8	9
						225 A Stetson	0	1	169 N Purdue	9	3

Non-Div. I Games:

NJIT



Average RPI Win: 150		WON-LOST RECORD		WINNING PCT. RANK		LAST 10 GAMES		STRENGTH OF SCHEDULE		OPP. STRENGTH OF SCHEDULE		TEAM RPI		ADJ RPI		CONF. RPI		ADJ CONF. RPI							
DIV. I ONLY		16-20-0		.44444 185		4-6-0		212		43		207		.46936 207		13		13							
DIV. I NON-CONF.		12-14-0		.46154 167		0-1-0		158		25		174		.48623 174		12		12							
TOTALS		RPI 1-25		RPI 26-50		W-L RECORDS		RPI 51-100		RPI 101-150		RPI 150+													
16-20-0		0-2-0		0-0-0		OVERALL		8-10-0		0-4-0		8-4-0													
13-7-0		0-1-0		0-0-0		HOME		7-6-0		0-0-0		6-0-0													
3-13-0		0-1-0		0-0-0		AWAY		1-4-0		0-4-0		2-4-0													
0-0-0		0-0-0		0-0-0		NEUTRAL		0-0-0		0-0-0		0-0-0													
12-14-0		0-2-0		0-0-0		NON-CONFERENCE		8-9-0		0-1-0		4-2-0													
10-7-0		0-1-0		0-0-0		HOME		7-6-0		0-0-0		3-0-0													
2-7-0		0-1-0		0-0-		AWAY		1-3-0		0-1-0		1-2-0													
0-0-0		0-0-0		0-0-0		NEUTRAL		0-0-0		0-0-0		0-0-0													
4-6-0		0-0-0		0-0-0		CONFERENCE		0-1-0		0-3-0		4-2-0													
3-0-0		0-0-0		0-0-0		HOME		0-0-0		0-0-0		3-0-0													
1-6-0		0-0-0		0-0-0		AWAY		0-1-0		0-3-0		1-2-0													
0-0-0		0-0-0		0-0-0		NEUTRAL		0-0-0		0-0-0		0-0-0													
RPI	S	Opponent		Score		RPI	S	Opponent		Score		RPI	S	Opponent		Score									
1	A	UCLA		1	10							117	A	UNLV		5	6								
1	H	UCLA		3	4							55	A	Pepperdine		5	9	136	A	Cal Poly		1	3		
					57							H	Gonzaga		8	10	136	A	Cal Poly		1	2			
					57							H	Gonzaga		15	12	136	A	Cal Poly		2	4			
					57							H	Gonzaga		7	4	189	H	UC Riverside		11	6			
					57							H	Gonzaga		3	0	189	H	UC Riverside		25	1			
					67							H	Michigan		1	2	189	H	UC Riverside		14	5			
					67							H	Michigan		5	2	204	A	Washington St.		1	10			
					67							H	Michigan		2	4	204	A	Washington St.		1	3			
					70							H	San Diego St.		5	11	204	A	Washington St.		5	1			
					79							H	Kansas St.		5	11	219	A	Long Beach St.		4	7			
					79							H	Kansas St.		4	2	219	A	Long Beach St.		5	6			
					79							H	Kansas St.		10	8	219	A	Long Beach St.		3	2			
					79							H	Kansas St.		5	6	282	H	Santa Clara		2	0			
					86							A	Iowa		8	5	282	H	Santa Clara		14	8			
					86							A	Iowa		1	3	282	H	Santa Clara		7	2			
					86							A	Iowa		4	5									
					88	H	St. John's (NY)		11	9															
						LAST 10 GAMES																			
						57	H	Gonzaga		3	0	219	A	Long Beach St.		5	6								
						86	A	Iowa		1	3	189	H	UC Riverside		11	6								
						52	A	UC Irvine		1	7	189	H	UC Riverside		25	1								
						219	A	Long Beach St.		4	7	189	H	UC Riverside		14	5								
						219	A	Long Beach St.		3	2	1	A	UCLA		1	10								

Non-Div. I Games:

CSUN



[illegible]

**Non-Div. I Games:**

Quinnipiac



[illegible]

**Non-Div. I Games:**

Army West Point



RPI	S	Opponent	Score	
285	H	Bucknell	0	2
291	A	Longwood	12	2
291	A	Longwood	10	3
293	N	Fairleigh Dickinson	5	10

Army West Point

A  
r  
m  
y  
W  
e  
s  
t  
P  
o  
i  
n  
t

A  
r  
m  
y  
W  
e  
s  
t  
P  
o  
i  
n  
t



Average RPI Win: 196		WON-LOST RECORD		WINNING PCT. RANK		LAST 10 GAMES		STRENGTH OF SCHEDULE		OPP. STRENGTH OF SCHEDULE		TEAM RPI		ADJ RPI		CONF. RPI		ADJ CONF. RPI	
DIV. I ONLY		8-19-0		.2963 260		3-7-0		141		232		210		.46734 210		19		19	
DIV. I NON-CONF.		5-10-0		.33333 223		2-1-0		25		252		121		.51432 121		14		14	
TOTALS		RPI 1-25		RPI 26-50		W-L RECORDS		RPI 51-100		RPI 101-150		RPI 150+							
8-19-0		0-0-0		0-3-0		OVERALL		0-3-0		1-2-0		7-11-0							
1-4-0		0-0-0		0-0-0		HOME		0-0-0		0-0-0		1-4-0							
6-15-0		0-0-0		0-3-0		AWAY		0-3-0		1-2-0		5-7-0							
1-0-0		0-0-0		0-0-0		NEUTRAL		0-0-0		0-0-0		1-0-0							
5-10-0		0-0-0		0-3-0		NON-CONFERENCE		0-3-0		0-0-0		5-4-0							
1-1-0		0-0-0		0-0-0		HOME		0-0-0		0-0-0		1-1-0							
3-9-0		0-0-0		0-0-		AWAY		0-3-0		0-0-0		3-3-0							
1-0-0		0-0-0		0-0-0		NEUTRAL		0-0-0		0-0-0		1-0-0							
3-9-0		0-0-0		0-0-0		CONFERENCE		0-0-0		1-2-0		2-7-0							
0-3-0		0-0-0		0-0-0		HOME		0-0-0		0-0-0		0-3-0							
3-6-0		0-0-0		0-0-0		AWAY		0-0-0		1-2-0		2-4-0							
0-0-0		0-0-0		0-0-0		NEUTRAL		0-0-0		0-0-0		0-0-0							
RPI	S	Opponent		Score	RPI	S	Opponent		Score	RPI	S	Opponent		Score	RPI	S	Opponent		Score
29	A	Baylor		0 17	66	A	VCU		1 6	125	A	Harvard		6 8					
29	A	Baylor		4 12	66	A	VCU		3 9	125	A	Harvard		1 7					
29	A	Baylor		3 10	66	A	VCU		0 2	125	A	Harvard		2 0					
										159	A	Columbia		0 3					
										159	A	Columbia		8 13					
										159	A	Columbia		4 3					
										161	A	Navy		1 2					
										161	A	Navy		1 5					
										161	A	Navy		3 2					
										175	H	Binghamton		4 8					
										179	N	Fordham		1 0					
										195	A	Yale		3 0					
										195	A	Yale		0 2					
										195	A	Yale		2 7					
										209	A	Army West Point		4 1					
										215	H	Brown		1 2					
										215	H	Brown		3 11					
										215	H	Brown		3 7					
										265	A	Towson		4 2					
										265	A	Towson		2 3					
										273	H	St. Bonaventure		8 1					
LAST 10 GAMES																			
159	A	Columbia		0 3	125	A	Harvard		1 7										
66	A	VCU		3 9	195	A	Yale		0 2										
159	A	Columbia		8 13	125	A	Harvard		2 0										
215	H	Brown		1 2	125	A	Harvard		6 8										
161	A	Navy		3 2	175	H	Binghamton		4 8										

Non-Div. I Games:

Cornell



B  
e  
l  
m  
o  
n  
t

Belmont



RPI	S	Opponent	Score	
246	H	Western Mich.	2	1
269	H	Northern Ill.	5	7
272	H	Bowling Green	5	2
272	H	Bowling Green	12	3
272	H	Bowling Green	0	1

Belmont

B  
e  
l  
m  
o  
n  
t

B  
e  
l  
m  
o  
n  
t



Average RPI Win: 167		WON-LOST	WINNING	LAST 10	STRENGTH OF		OPP. STRENGTH	TEAM	ADJ	CONF.	ADJ CONF.
Average RPI Loss: 105		RECORD	PCT. RANK	GAMES	SCHEDULE		OF SCHEDULE	RPI	RPI	RPI	RPI
DIV. I ONLY		12-25-0	.32432	249	4-6-0		85	135	212	.46615	212
DIV. I NON-CONF.		7-12-0	.36842	211	1-1-0		59	133	175	.48581	175
TOTALS		RPI 1-25	RPI 26-50		W-L RECORDS		RPI 51-100		RPI 101-150		RPI 150+
12-25-0		0-1-0	0-4-0		OVERALL		0-7-0		6-5-0		6-8-0
11-9-0		0-0-0	0-0-0		HOME		0-3-0		5-2-0		6-4-0
1-16-0		0-1-0	0-4-0		AWAY		0-4-0		1-3-0		0-4-0
0-0-0		0-0-0	0-0-0		NEUTRAL		0-0-0		0-0-0		0-0-0
7-12-0		0-1-0	0-4-0		NON-CONFERENCE		0-3-0		3-2-0		4-2-0
7-3-0		0-0-0	0-0-0		HOME		0-0-0		3-1-0		4-2-0
0-9-0		0-1-0	0-0-		AWAY		0-3-0		0-1-0		0-0-0
0-0-0		0-0-0	0-0-0		NEUTRAL		0-0-0		0-0-0		0-0-0
5-13-0		0-0-0	0-0-0		CONFERENCE		0-4-0		3-3-0		2-6-0
4-6-0		0-0-0	0-0-0		HOME		0-3-0		2-1-0		2-2-0
1-7-0		0-0-0	0-0-0		AWAY		0-1-0		1-2-0		0-4-0
0-0-0		0-0-0	0-0-0		NEUTRAL		0-0-0		0-0-0		0-0-0
RPI S	Opponent	Score	RPI S	Opponent	Score	RPI S	Opponent	Score	RPI S	Opponent	Score
13 A	Texas A&M	5 12	30 A	DBU	1 2	51 H	Sam Houston St.	3 6	113 H	Cincinnati	5 4
			30 A	DBU	1 7	51 H	Sam Houston St.	5 17	113 H	Cincinnati	2 1
			30 A	DBU	2 12	51 H	Sam Houston St.	4 7	113 H	Cincinnati	4 5
			45 A	Texas St.	8 17	78 A	Tulane	2 6	114 A	UTRGV	0 6
						78 A	Tulane	2 3	114 H	UTRGV	13 7
						78 A	Tulane	1 3	121 H	Northwestern St.	12 2
						82 A	Incarinate Word	3 6	121 H	Northwestern St.	5 7
									121 H	Northwestern St.	10 2
									147 A	A&M-Corpus Christi	2 6
									147 A	A&M-Corpus Christi	7 9
									147 A	A&M-Corpus Christi	14 0
									151 A	SFA	0 1
									151 A	SFA	0 6
									151 A	SFA	2 4
									152 H	UTSA	6 14
									170 H	Abilene Christian	5 1
									170 H	Abilene Christian	6 21
									170 H	Abilene Christian	8 1
									177 H	Northeastern	5 2
									177 H	Northeastern	9 3
									177 H	Northeastern	8 14
									205 A	Lamar University	1 11
									205 H	Lamar University	3 6
									292 H	Prairie View	21 5
									292 H	Prairie View	10 3
LAST 10 GAMES			170 H	Abilene Christian	6 21	82 A	Incarinate Word	3 6			
			170 H	Abilene Christian	5 1	45 A	Texas St.	8 17			
			147 A	A&M-Corpus Christi	7 9	170 H	Abilene Christian	8 1			
			147 A	A&M-Corpus Christi	14 0	114 H	UTRGV	13 7			
			30 A	DBU	1 7	147 A	A&M-Corpus Christi	2 6			

Non-Div. I Games:

Houston Baptist



Average RPI Win: 182		WON-LOST	WINNING	LAST 10	STRENGTH OF		OPP. STRENGTH	TEAM	ADJ	CONF.	ADJ CONF.
Average RPI Loss: 142		RECORD	PCT. RANK	GAMES	SCHEDULE		OF SCHEDULE	RPI	RPI	RPI	RPI
DIV. I ONLY		10-23-0	.30303	257	6-4-0		72	246	213	.4649	213
DIV. I NON-CONF.		5-16-0	.2381	263	3-1-0		84	286	256	.43277	255
TOTALS		RPI 1-25	RPI 26-50		W-L RECORDS		RPI 51-100		RPI 101-150		RPI 150+
10-23-0	0-0-0	0-0-0		OVERALL		3-8-0		1-6-0		6-9-0	
8-5-0	0-0-0	0-0-0		HOME		3-1-0		0-0-0		5-4-0	
2-18-0	0-0-0	0-0-0		AWAY		0-7-0		1-6-0		1-5-0	
0-0-0	0-0-0	0-0-0		NEUTRAL		0-0-0		0-0-0		0-0-0	
5-16-0	0-0-0	0-0-0		NON-CONFERENCE		0-5-0		0-4-0		5-7-0	
5-5-0	0-0-0	0-0-0		HOME		0-1-0		0-0-0		5-4-0	
0-11-0	0-0-0	0-0-		AWAY		0-4-0		0-4-0		0-3-0	
0-0-0	0-0-0	0-0-0		NEUTRAL		0-0-0		0-0-0		0-0-0	
5-7-0	0-0-0	0-0-0		CONFERENCE		3-3-0		1-2-0		1-2-0	
3-0-0	0-0-0	0-0-0		HOME		3-0-0		0-0-0		0-0-0	
2-7-0	0-0-0	0-0-0		AWAY		0-3-0		1-2-0		1-2-0	
0-0-0	0-0-0	0-0-0		NEUTRAL		0-0-0		0-0-0		0-0-0	
RPI S	Opponent	Score	RPI S	Opponent	Score	RPI S	Opponent	Score	RPI S	Opponent	Score
						65 A	Liberty	4 5	143 A	New Mexico St.	4 11
						65 A	Liberty	1 8	143 A	New Mexico St.	2 15
						65 A	Liberty	0 11	143 A	New Mexico St.	3 17
						77 A	Maryland	6 11	143 A	New Mexico St.	3 11
						77 H	Maryland	6 11	144 A	James Madison	5 3
						90 H	William & Mary	1 0	144 A	James Madison	2 11
						90 H	William & Mary	9 8	144 A	James Madison	4 7
						90 H	William & Mary	3 2	177 A	Northeastern	4 13
						100 A	Elon	0 6	177 A	Northeastern	8 16
						100 A	Elon	1 12	177 A	Northeastern	7 3
						100 A	Elon	1 4	181 H	Fairfield	7 4
									181 H	Fairfield	2 3
									181 H	Fairfield	2 8
									197 A	Charlotte	1 3
									197 A	Charlotte	4 5
									197 A	Charlotte	2 5
									220 H	UMBC	4 7
									229 H	La Salle	2 4
									233 H	Saint Joseph's	6 5
									258 H	Lehigh	12 11
									277 H	Delaware St.	13 2
									284 H	Rider	6 1
LAST 10 GAMES											
						100 A	Elon	1 4	100 A	Elon	0 6
						284 H	Rider	6 1	100 A	Elon	1 12
						197 A	Charlotte	2 5	220 H	UMBC	4 7
						143 A	New Mexico St.	2 15	277 H	Delaware St.	13 2
						233 H	Saint Joseph's	6 5	90 H	William & Mary	9 8
Non-Div. I Games: Goldey-Beacom 4 0 West Chester 5 4 Goldey-Beacom 15 1 Delaware											



Average RPI Win:		184	WON-LOST RECORD		WINNING PCT. RANK		LAST 10 GAMES		STRENGTH OF SCHEDULE		OPP. STRENGTH OF SCHEDULE		TEAM RPI		ADJ RPI		CONF. RPI		ADJ CONF. RPI	
DIV. I ONLY			17-17-0		.5 145		5-5-0		189		198		214		.46488 214		27		27	
DIV. I NON-CONF.			9-10-0		.47368 161		2-1-0		92		30		136		.50508 136		28		28	
TOTALS		RPI 1-25		RPI 26-50		W-L RECORDS		RPI 51-100		RPI 101-150		RPI 150+								
17-17-0		0-1-0		2-4-0		OVERALL		0-1-0		1-2-0		14-9-0								
16-8-0		0-0-0		1-3-0		HOME		0-0-0		1-1-0		14-4-0								
1-7-0		0-1-0		1-0-0		AWAY		0-1-0		0-1-0		0-4-0								
0-2-0		0-0-0		0-1-0		NEUTRAL		0-0-0		0-0-0		0-1-0								
9-10-0		0-1-0		2-4-0		NON-CONFERENCE		0-1-0		1-2-0		6-2-0								
8-4-0		0-0-0		1-3-0		HOME		0-0-0		1-1-0		6-0-0								
1-4-0		0-1-0		1-0-		AWAY		0-1-0		0-1-0		0-1-0								
0-2-0		0-0-0		0-1-0		NEUTRAL		0-0-0		0-0-0		0-1-0								
8-7-0		0-0-0		0-0-0		CONFERENCE		0-0-0		0-0-0		8-7-0								
8-4-0		0-0-0		0-0-0		HOME		0-0-0		0-0-0		8-4-0								
0-3-0		0-0-0		0-0-0		AWAY		0-0-0		0-0-0		0-3-0								
0-0-0		0-0-0		0-0-0		NEUTRAL		0-0-0		0-0-0		0-0-0								
RPI	S	Opponent		Score		RPI	S	Opponent		Score		RPI	S	Opponent		Score				
7	A	Arkansas		8	15	30	H	DBU		6	13	84	A	Wichita St.		2	8			
						30	H	DBU		2	6									
						30	H	DBU		8	13									
						40	A	Oklahoma		4	2									
						40	H	Oklahoma		3	2									
						49	N	BYU		3	8									
						LAST 10 GAMES														
						182	H	Omaha		8	7	7	A	Arkansas		8	15			
						182	H	Omaha		2	4	255	A	Western Ill.		7	11			
						169	H	Purdue		5	1	255	A	Western Ill.		3	7			
						40	H	Oklahoma		3	2	255	A	Western Ill.		5	8			
						182	H	Omaha		10	7	40	A	Oklahoma		4	2			
				</																

**Non-Div. I Games:**

Oral Roberts



Average RPI Win: 189		WON-LOST RECORD	WINNING PCT. RANK	LAST 10 GAMES	STRENGTH OF SCHEDULE	OPP. STRENGTH OF SCHEDULE	TEAM RPI	ADJ RPI	CONF. RPI	ADJ CONF. RPI							
Average RPI Loss: 118																	
DIV. I ONLY		9-20-0	.31034	252	5-5-0	118	200	215	.4642	215	19	19					
DIV. I NON-CONF.		3-14-0	.17647	284	0-1-0	12	177	207	.46918	207	14	14					
<hr/>																	
TOTALS		RPI 1-25		RPI 26-50		W-L RECORDS		RPI 51-100		RPI 101-150		RPI 150+					
9-20-0		0-3-0		0-0-0		OVERALL		0-7-0		2-4-0		7-6-0					
4-8-0		0-0-0		0-0-0		HOME		0-2-0		0-0-0		4-6-0					
5-12-0		0-3-0		0-0-0		AWAY		0-5-0		2-4-0		3-0-0					
0-0-0		0-0-0		0-0-0		NEUTRAL		0-0-0		0-0-0		0-0-0					
3-14-0		0-3-0		0-0-0		NON-CONFERENCE		0-7-0		1-2-0		2-2-0					
2-4-0		0-0-0		0-0-0		HOME		0-2-0		0-0-0		2-2-0					
1-10-0		0-3-0		0-0-		AWAY		0-5-0		1-2-0		0-0-0					
0-0-0		0-0-0		0-0-0		NEUTRAL		0-0-0		0-0-0		0-0-0					
6-6-0		0-0-0		0-0-0		CONFERENCE		0-0-0		1-2-0		5-4-0					
2-4-0		0-0-0		0-0-0		HOME		0-0-0		0-0-0		2-4-0					
4-2-0		0-0-0		0-0-0		AWAY		0-0-0		1-2-0		3-0-0					
0-0-0		0-0-0		0-0-0		NEUTRAL		0-0-0		0-0-0		0-0-0					
RPI	S	Opponent		Score		RPI	S	Opponent		Score		RPI	S	Opponent		Score	
4	A	Louisville		2	13							63	A	Bryant		2	15
4	A	Louisville		4	5							63	H	Bryant		6	14
4	A	Louisville		0	7							63	H	Bryant		7	11
												97	A	Jacksonville		2	6
												97	A	Jacksonville		0	10
												97	A	Jacksonville		2	11
												97	A	Jacksonville		0	15
												128	A	Presbyterian		4	5
												128	A	Presbyterian		4	3
												128	A	Presbyterian		4	5
												148	A	Penn		7	8
												148	A	Penn		14	7
												148	A	Penn		4	17
												181	H	Fairfield		6	7
												181	H	Fairfield		9	8
												181	H	Fairfield		5	3
												181	H	Fairfield		8	13
												195	H	Yale		3	11
												195	H	Yale		8	7
												195	H	Yale		3	15
												210	A	Cornell		11	3
												210	A	Cornell		2	1
												210	A	Cornell		7	3
												237	H	Dartmouth		13	6
												237	H	Dartmouth		5	7
												237	H	Dartmouth		4	6
						LAST 10 GAMES											
						195	H	Yale		3	15	210	A	Cornell		2	1
						4	A	Louisville		4	5	97	A	Jacksonville		2	6
						4	A	Louisville		0	7	181	H	Fairfield		8	13
						128	A	Presbyterian		4	5	237	H	Dartmouth		13	6
						195	H	Yale		3	11	148	A	Penn		14	7

Non-Div. I Games:

Brown



T  
o  
l  
e  
d  
o

Toledo



RPI	S	Opponent	Score	
285	N	Bucknell	10	1
285	N	Bucknell	15	6
285	N	Bucknell	7	8
296	A	Purdue Fort Wayne	11	7

Toledo

T  
o  
l  
e  
d  
o

T  
o  
l  
e  
d  
o



Average RPI Win: 191		WON-LOST	WINNING	LAST 10	STRENGTH OF		OPP. STRENGTH	TEAM	ADJ	CONF.	ADJ CONF.
Average RPI Loss: 103		RECORD	PCT. RANK	GAMES	SCHEDULE		OF SCHEDULE	RPI	RPI	RPI	RPI
DIV. I ONLY		11-25-0	.30556	253	4-6-0		91	142	217	.45963	217
DIV. I NON-CONF.		8-13-0	.38095	204	3-0-0		29	218	169	.48853	169
TOTALS		RPI 1-25	RPI 26-50		W-L RECORDS		RPI 51-100		RPI 101-150		RPI 150+
11-25-0		0-5-0	0-0-0		OVERALL		0-3-0		2-13-0		9-4-0
7-17-0		0-3-0	0-0-0		HOME		0-3-0		2-10-0		5-1-0
4-8-0		0-2-0	0-0-0		AWAY		0-0-0		0-3-0		4-3-0
0-0-0		0-0-0	0-0-0		NEUTRAL		0-0-0		0-0-0		0-0-0
8-13-0		0-5-0	0-0-0		NON-CONFERENCE		0-0-0		1-5-0		7-3-0
6-9-0		0-3-0	0-0-0		HOME		0-0-0		1-5-0		5-1-0
2-4-0		0-2-0	0-0-0		AWAY		0-0-0		0-0-0		2-2-0
0-0-0		0-0-0	0-0-0		NEUTRAL		0-0-0		0-0-0		0-0-0
3-12-0		0-0-0	0-0-0		CONFERENCE		0-3-0		1-8-0		2-1-0
1-8-0		0-0-0	0-0-0		HOME		0-3-0		1-5-0		0-0-0
2-4-0		0-0-0	0-0-0		AWAY		0-0-0		0-3-0		2-1-0
0-0-0		0-0-0	0-0-0		NEUTRAL		0-0-0		0-0-0		0-0-0
RPI S	Opponent	Score	RPI S	Opponent	Score	RPI S	Opponent	Score	RPI S	Opponent	Score
6 A	Georgia	1 11				54 H	UT Arlington	6 14	102 H	Troy	6 10
6 H	Georgia	3 6				54 H	UT Arlington	2 4	102 H	Troy	5 10
11 A	Georgia Tech	3 7				54 H	UT Arlington	3 4	102 H	Troy	12 5
11 H	Georgia Tech	0 10							103 H	ETSU	2 8
14 H	West Virginia	2 8							103 H	ETSU	1 5
									103 H	ETSU	6 5
									110 A	Little Rock	1 9
									110 A	Little Rock	2 3
									110 A	Little Rock	2 6
									134 H	Samford	1 2
									134 H	Samford	2 13
									134 H	Samford	6 8
									146 H	La.-Monroe	8 16
									146 H	La.-Monroe	3 10
									146 H	La.-Monroe	3 9
									163 H	Furman	10 8
									166 A	Appalachian St.	17 6
									166 A	Appalachian St.	2 0
									166 A	Appalachian St.	3 9
									174 H	Richmond	6 13
									186 H	UIC	9 5
									194 A	Mercer	11 14
									194 H	Mercer	4 2
									218 H	Kennesaw St.	9 7
									259 A	Charleston So.	7 6
									259 A	Charleston So.	2 5
									259 A	Charleston So.	15 6
LAST 10 GAMES			LAST 10 GAMES			LAST 10 GAMES			LAST 10 GAMES		
259 A	Charleston So.	15 6	194 H	Mercer	4 2	259 A	Charleston So.	7 6	259 A	Charleston So.	2 5
286 H	Savannah St.	5 1	146 H	La.-Monroe	3 9	259 A	Charleston So.	7 6	259 A	Charleston So.	15 6
102 H	Troy	5 10	146 H	La.-Monroe	3 10	259 A	Charleston So.	7 6	259 A	Charleston So.	15 6
102 H	Troy	12 5	146 H	La.-Monroe	8 16	259 A	Charleston So.	7 6	259 A	Charleston So.	15 6
102 H	Troy	6 10	163 H	Furman	10 8	259 A	Charleston So.	7 6	259 A	Charleston So.	15 6

Non-Div. I Games: Ga. Southwestern 9 5

Georgia St.



RPI	S	Opponent	Score	
286	H	Savannah St.	5	1

Georgia St.

G  
e  
o  
r  
g  
i  
a  
S  
t  
.

G  
e  
o  
r  
g  
i  
a  
S  
t  
.



Average RPI Win: 181		WON-LOST RECORD		WINNING PCT. RANK		LAST 10 GAMES		STRENGTH OF SCHEDULE		OPP. STRENGTH OF SCHEDULE		TEAM RPI		ADJ RPI		CONF. RPI		ADJ CONF. RPI					
DIV. I ONLY		17-22-0		.4359 199		2-8-0		162		169		218		.45927 218		14		14					
DIV. I NON-CONF.		13-16-0		.44828 175		1-5-0		161		138		214		.46585 214		17		17					
TOTALS		RPI 1-25		RPI 26-50		W-L RECORDS		RPI 51-100		RPI 101-150		RPI 150+											
17-22-0		1-4-0		0-0-0		OVERALL		0-1-0		6-5-0		10-12-0											
17-10-0		1-2-0		0-0-0		HOME		0-0-0		6-2-0		10-6-0											
0-12-0		0-2-0		0-0-0		AWAY		0-1-0		0-3-0		0-6-0											
0-0-0		0-0-0		0-0-0		NEUTRAL		0-0-0		0-0-0		0-0-0											
13-16-0		1-4-0		0-0-0		NON-CONFERENCE		0-1-0		5-3-0		7-8-0											
13-8-0		1-2-0		0-0-0		HOME		0-0-0		5-0-0		7-6-0											
0-8-0		0-2-0		0-0-		AWAY		0-1-0		0-3-0		0-2-0											
0-0-0		0-0-0		0-0-0		NEUTRAL		0-0-0		0-0-0		0-0-0											
4-6-0		0-0-0		0-0-0		CONFERENCE		0-0-0		1-2-0		3-4-0											
4-2-0		0-0-0		0-0-0		HOME		0-0-0		1-2-0		3-0-0											
0-4-0		0-0-0		0-0-0		AWAY		0-0-0		0-0-0		0-4-0											
0-0-0		0-0-0		0-0-0		NEUTRAL		0-0-0		0-0-0		0-0-0											
RPI	S	Opponent		Score		RPI	S	Opponent		Score		RPI	S	Opponent		Score							
6	A	Georgia		1	11							62	A	Ga. Southern		2	7	128	H	Presbyterian	13	5	
6	H	Georgia		6	7													128	H	Presbyterian	7	3	
11	A	Georgia Tech		1	9													130	H	FGCU	4	8	
11	H	Georgia Tech		7	10													130	H	FGCU	4	6	
14	H	West Virginia		5	3													130	H	FGCU	4	0	
																		134	A	Samford	3	6	
																		134	A	Samford	5	6	
																		134	A	Samford	2	3	
																		139	H	Massachusetts	12	2	
																		139	H	Massachusetts	12	7	
																		139	H	Massachusetts	9	0	
																		174	H	Richmond	8	9	
																		175	H	Binghamton	6	12	
																		175	H	Binghamton	10	1	
																		186	H	UIC	9	2	
																		190	A	Lipscomb	2	13	
																		190	A	Lipscomb	3	4	
																		190	A	Lipscomb	3	6	
																		194	A	Mercer	0	7	
																		201	H	UNCW	4	12	
																		201	H	UNCW	9	8	
																		201	H	UNCW	2	5	
																		217	A	Georgia St.	7	9	
																		224	H	UT Martin	4	6	
																		224	H	UT Martin	2	1	
																		224	H	UT Martin	3	1	
																		225	A	Stetson	3	9	
						LAST 10 GAMES																	
						130 H FGCU						4	0	225 A Stetson						3	9		
						130 H FGCU						4	6	194 A Mercer						0	7		
						6 H Georgia						6	7	130 H FGCU						4	8		
						224 H UT Martin						2	1	62 A Ga. Southern						2	7		
						224 H UT Martin						4	6	201 H UNCW						4	12		

Non-Div. I Games:

Kennesaw St.



RPI	S	Opponent	Score	
238	H	North Ala.	8	3
238	H	North Ala.	3	1
238	H	North Ala.	7	6
265	H	Towson	11	5
265	H	Towson	5	2
265	H	Towson	2	5

Kennesaw St.

K  
e  
n  
n  
e  
s  
a  
w  
S  
t  
.

K  
e  
n  
n  
e  
s  
a  
w  
S  
t  
.



Average RPI Win: 103		WON-LOST RECORD		WINNING PCT. RANK		LAST 10 GAMES		STRENGTH OF SCHEDULE		OPP. STRENGTH OF SCHEDULE		TEAM RPI		ADJ RPI		CONF. RPI		ADJ CONF. RPI									
DIV. I ONLY		7-28-0		.2 295		4-6-0		47		50		219		.45864 219		13		13									
DIV. I NON-CONF.		5-20-0		.2 275		2-1-0		26		8		198		.47353 198		12		12									
TOTALS		RPI 1-25		RPI 26-50		W-L RECORDS		RPI 51-100		RPI 101-150		RPI 150+															
7-28-0		0-4-0		1-3-0		OVERALL		4-16-0		0-4-0		2-1-0															
5-15-0		0-1-0		0-0-0		HOME		3-9-0		0-4-0		2-1-0															
2-13-0		0-3-0		1-3-0		AWAY		1-7-0		0-0-0		0-0-0															
0-0-0		0-0-0		0-0-0		NEUTRAL		0-0-0		0-0-0		0-0-0															
5-20-0		0-4-0		1-3-0		NON-CONFERENCE		4-10-0		0-3-0		0-0-0															
3-10-0		0-1-0		0-0-0		HOME		3-6-0		0-3-0		0-0-0															
2-10-0		0-3-0		1-0-		AWAY		1-4-0		0-0-0		0-0-0															
0-0-0		0-0-0		0-0-0		NEUTRAL		0-0-0		0-0-0		0-0-0															
2-8-0		0-0-0		0-0-0		CONFERENCE		0-6-0		0-1-0		2-1-0															
2-5-0		0-0-0		0-0-0		HOME		0-3-0		0-1-0		2-1-0															
0-3-0		0-0-0		0-0-0		AWAY		0-3-0		0-0-0		0-0-0															
0-0-0		0-0-0		0-0-0		NEUTRAL		0-0-0		0-0-0		0-0-0															
RPI	S	Opponent		Score		RPI	S	Opponent		Score		RPI	S	Opponent		Score		RPI	S	Opponent		Score					
1	H	UCLA		0	2	27	A	Ole Miss		2	7	52	A	UC Irvine		0	4	136	H	Cal Poly		2	4				
22	A	Florida		1	3	27	A	Ole Miss		6	7	52	A	UC Irvine		1	4	140	H	Nevada		3	5				
22	A	Florida		2	8	27	A	Ole Miss		3	5	52	A	UC Irvine		4	9	140	H	Nevada		0	1				
22	A	Florida		2	5	34	A	Arizona St.		14	9	60	A	San Diego		5	4	140	H	Nevada		2	3				
												60	H	San Diego		0	4	207	H	CSUN		7	4				
												64	A	California		5	13	207	H	CSUN		2	3				
												64	A	California		5	10	207	H	CSUN		6	5				
												64	A	California		1	7										
												67	H	Michigan		8	7										
												71	H	TCU		1	4										
												71	H	TCU		14	3										
												71	H	TCU		4	10										
												74	H	Minnesota		6	4										
												74	H	Minnesota		2	6										
												74	H	Minnesota		6	19										
												80	H	Cal St. Fullerton		3	8										
												80	H	Cal St. Fullerton		1	5										
												80	H	Cal St. Fullerton		3	4										
												81	A	Southern California		2	5										
												81	H	Southern California		5	8										
						LAST 10 GAMES																					
						136 H Cal Poly						2	4	52 A UC Irvine						0	4						
						207 H CSUN						7	4	52 A UC Irvine						1	4						
						207 H CSUN						2	3	52 A UC Irvine						4	9						
						207 H CSUN						6	5	34 A Arizona St.						14	9						
						60 A San Diego						5	4	64 A California						5	13						

Non-Div. I Games:

Long Beach St.



Average RPI Win:	255	WON-LOST RECORD	WINNING PCT. RANK	LAST 10 GAMES	STRENGTH OF SCHEDULE	OPP. STRENGTH OF SCHEDULE	TEAM RPI	ADJ RPI	CONF. RPI	ADJ CONF. RPI					
DIV. I ONLY		17-17-0	.5	145	4-6-0	274	269	220	.45646	220	22	22			
DIV. I NON-CONF.		14-8-0	.63636	82	2-2-0	246	289	151	.49983	151	19	19			
<hr/>															
TOTALS	RPI 1-25	RPI 26-50		W-L RECORDS		RPI 51-100		RPI 101-150		RPI 150+					
17-17-0	0-3-0	0-0-0		OVERALL		0-3-0		0-0-0		17-11-0					
4-4-0	0-0-0	0-0-0		HOME		0-0-0		0-0-0		4-4-0					
9-11-0	0-3-0	0-0-0		AWAY		0-3-0		0-0-0		9-5-0					
4-2-0	0-0-0	0-0-0		NEUTRAL		0-0-0		0-0-0		4-2-0					
14-8-0	0-3-0	0-0-0		NON-CONFERENCE		0-0-0		0-0-0		14-5-0					
3-2-0	0-0-0	0-0-0		HOME		0-0-0		0-0-0		3-2-0					
7-4-0	0-3-0	0-0-		AWAY		0-0-0		0-0-0		7-1-0					
4-2-0	0-0-0	0-0-0		NEUTRAL		0-0-0		0-0-0		4-2-0					
3-9-0	0-0-0	0-0-0		CONFERENCE		0-3-0		0-0-0		3-6-0					
1-2-0	0-0-0	0-0-0		HOME		0-0-0		0-0-0		1-2-0					
2-7-0	0-0-0	0-0-0		AWAY		0-3-0		0-0-0		2-4-0					
0-0-0	0-0-0	0-0-0		NEUTRAL		0-0-0		0-0-0		0-0-0					
RPI S	Opponent	Score		RPI S	Opponent	Score		RPI S	Opponent	Score					
18 A	Miami (FL)	2	8					94 A	Stony Brook	5	8	161 A	Navy	4	13
18 A	Miami (FL)	1	20					94 A	Stony Brook	3	9	161 H	Navy	9	3
18 A	Miami (FL)	2	3					94 A	Stony Brook	3	4	191 A	Maine	2	9
												191 A	Maine	1	2
												191 A	Maine	4	1
												213 A	Delaware	7	4
												235 N	UNC Asheville	12	0
												235 N	UNC Asheville	14	17
												235 N	UNC Asheville	3	2
												241 A	Coppin St.	16	2
												250 A	George Washington	14	12
												250 H	George Washington	6	11
												252 A	Albany (NY)	3	4
												252 A	Albany (NY)	2	7
												252 A	Albany (NY)	7	1
												256 H	UMass Lowell	3	8
												256 H	UMass Lowell	8	5
												256 H	UMass Lowell	2	8
												265 H	Towson	2	7
												268 H	George Mason	9	3
												277 N	Delaware St.	3	2
												277 N	Delaware St.	5	6
												277 N	Delaware St.	10	5
												295 H	UMES	6	1
												297 A	Mt. St. Mary's	10	4
												297 A	Mt. St. Mary's	6	5
												297 A	Mt. St. Mary's	9	4
LAST 10 GAMES															
191 A	Maine	1	2	256 H	UMass Lowell	8	5	277 N	Delaware St.	10	5	295 H	UMES	6	1
297 A	Mt. St. Mary's	10	4	191 A	Maine	4	1	297 A	Mt. St. Mary's	10	4	297 A	Mt. St. Mary's	6	5
297 A	Mt. St. Mary's	6	5	94 A	Stony Brook	5	8	297 A	Mt. St. Mary's	6	5	297 A	Mt. St. Mary's	9	4
94 A	Stony Brook	3	9	252 A	Albany (NY)	3	4	297 A	Mt. St. Mary's	9	4	297 A	Mt. St. Mary's	9	4
94 A	Stony Brook	3	4	295 H	UMES	6	1	297 A	Mt. St. Mary's	9	4	297 A	Mt. St. Mary's	9	4

Non-Div. I Games:

UMBC



RPI	S	Opponent	Score	
297	A	Mt. St. Mary's	6	5

UMBC

U  
M  
B  
C

U  
M  
B  
C



Average RPI Win:	224	WON-LOST RECORD	WINNING PCT. RANK	LAST 10 GAMES	STRENGTH OF SCHEDULE	OPP. STRENGTH OF SCHEDULE	TEAM RPI	ADJ RPI	CONF. RPI	ADJ CONF. RPI	
Average RPI Loss:	171										
DIV. I ONLY	14-20-0	.41176	209	6-4-0	231	270	221	.45638	221	29	29
DIV. I NON-CONF.	8-13-0	.38095	204	2-1-0	191	263	185	.47846	185	29	29
TOTALS	RPI 1-25	RPI 26-50	W-L RECORDS		RPI 51-100	RPI 101-150		RPI 150+			
14-20-0	1-0-0	0-0-0	OVERALL		1-4-0	0-6-0		12-10-0			
4-5-0	0-0-0	0-0-0	HOME		1-2-0	0-0-0		3-3-0			
9-13-0	1-0-0	0-0-0	AWAY		0-2-0	0-6-0		8-5-0			
1-2-0	0-0-0	0-0-0	NEUTRAL		0-0-0	0-0-0		1-2-0			
8-13-0	1-0-0	0-0-0	NON-CONFERENCE		0-2-0	0-6-0		7-5-0			
2-1-0	0-0-0	0-0-0	HOME		0-0-0	0-0-0		2-1-0			
6-12-0	1-0-0	0-0-	AWAY		0-2-0	0-6-0		5-4-0			
0-0-0	0-0-0	0-0-0	NEUTRAL		0-0-0	0-0-0		0-0-0			
6-7-0	0-0-0	0-0-0	CONFERENCE		1-2-0	0-0-0		5-5-0			
2-4-0	0-0-0	0-0-0	HOME		1-2-0	0-0-0		1-2-0			
3-1-0	0-0-0	0-0-0	AWAY		0-0-0	0-0-0		3-1-0			
1-2-0	0-0-0	0-0-0	NEUTRAL		0-0-0	0-0-0		1-2-0			
RPI S	Opponent	Score	RPI S	Opponent	Score	RPI S	Opponent	Score	RPI S	Opponent	Score
6 A	Georgia	1 0				63 H	Bryant	5 4	103 A	ETSU	2 7
						63 H	Bryant	2 4	103 A	ETSU	2 7
						63 H	Bryant	2 10	103 A	ETSU	3 10
						88 A	St. John's (NY)	10 11	130 A	FGCU	1 9
						94 A	Stony Brook	3 9	130 A	FGCU	0 10
									130 A	FGCU	1 10
									181 H	Fairfield	4 3
									205 A	Lamar University	4 8
									205 A	Lamar University	1 2
									205 A	Lamar University	2 6
									227 A	Wagner	4 6
									227 A	Wagner	5 0
									227 A	Wagner	14 8
									228 A	Manhattan	6 4
									228 H	Manhattan	2 3
									232 N	Sacred Heart	3 2
									232 N	Sacred Heart	3 4
									232 N	Sacred Heart	5 6
									251 A	Hofstra	10 1
									267 H	Iona	16 8
									284 A	Rider	5 6
									287 A	Villanova	11 3
									287 A	Villanova	3 0
									287 A	Villanova	4 1
									293 A	Fairleigh Dickinson	5 3
									297 H	Mt. St. Mary's	3 5
									297 H	Mt. St. Mary's	5 9

Non-Div. I Games:

LIU Brooklyn



LIU Brooklyn



Average RPI Win: 199		WON-LOST RECORD		WINNING PCT. RANK		LAST 10 GAMES		STRENGTH OF SCHEDULE		OPP. STRENGTH OF SCHEDULE		TEAM RPI		ADJ RPI		CONF. RPI		ADJ CONF. RPI	
DIV. I ONLY		11-25-0		.30556 253		3-7-0		146		101		222		.45636 222		4		4	
DIV. I NON-CONF.		8-10-0		.44444 176		2-2-0		283		255		255		.43311 254		4		4	
TOTALS		RPI 1-25		RPI 26-50		W-L RECORDS		RPI 51-100		RPI 101-150		RPI 150+							
11-25-0		1-3-0		1-5-0		OVERALL		1-6-0		0-7-0		8-4-0							
4-9-0		1-2-0		1-2-0		HOME		1-2-0		0-1-0		1-2-0							
2-12-0		0-1-0		0-3-0		AWAY		0-3-0		0-4-0		2-1-0							
5-4-0		0-0-0		0-0-0		NEUTRAL		0-1-0		0-2-0		5-1-0							
8-10-0		0-1-0		0-0-0		NON-CONFERENCE		0-1-0		0-4-0		8-4-0							
1-3-0		0-0-0		0-0-0		HOME		0-0-0		0-1-0		1-2-0							
2-3-0		0-1-0		0-0-		AWAY		0-0-0		0-1-0		2-1-0							
5-4-0		0-0-0		0-0-0		NEUTRAL		0-1-0		0-2-0		5-1-0							
3-15-0		1-2-0		1-5-0		CONFERENCE		1-5-0		0-3-0		0-0-0							
3-6-0		1-2-0		1-2-0		HOME		1-2-0		0-0-0		0-0-0							
0-9-0		0-0-0		0-3-0		AWAY		0-3-0		0-3-0		0-0-0							
0-0-0		0-0-0		0-0-0		NEUTRAL		0-0-0		0-0-0		0-0-0							
RPI	S	Opponent		Score		RPI	S	Opponent		Score		RPI	S	Opponent		Score			
14	A	West Virginia		4	5	26	A	NC State		3	4	69	A	Duke		0	2		
18	H	Miami (FL)		3	5	26	A	NC State		3	21	69	A	Duke		5	6		
18	H	Miami (FL)		10	13	26	A	NC State		5	6	69	A	Duke		9	10		
18	H	Miami (FL)		11	10	35	H	Virginia Tech		4	11	76	H	Wake Forest		6	7		
						35	H	Virginia Tech		1	16	76	H	Wake Forest		8	3		
						35	H	Virginia Tech		1	0	76	H	Wake Forest		8	20		
												86	N	Iowa		1	10		

Non-Div. I Games:

Pittsburgh



Average RPI Win: 219		WON-LOST	WINNING	LAST 10	STRENGTH OF	OPP. STRENGTH	TEAM	ADJ	CONF.	ADJ CONF.									
Average RPI Loss: 146		RECORD	PCT. RANK	GAMES	SCHEDULE	OF SCHEDULE	RPI	RPI	RPI	RPI									
DIV. I ONLY		13-21-0	.38235	226	5-5-0	187	218	223	.45443	223	20	20							
DIV. I NON-CONF.		5-11-0	.3125	231	1-2-0	188	80	234	.45097	234	22	22							
<hr/>																			
TOTALS		RPI 1-25	RPI 26-50		W-L RECORDS		RPI 51-100		RPI 101-150		RPI 150+								
13-21-0		0-1-0	0-3-0		OVERALL		0-1-0		1-5-0		12-11-0								
10-5-0		0-1-0	0-1-0		HOME		0-0-0		0-0-0		10-3-0								
3-16-0		0-0-0	0-2-0		AWAY		0-1-0		1-5-0		2-8-0								
0-0-0		0-0-0	0-0-0		NEUTRAL		0-0-0		0-0-0		0-0-0								
5-11-0		0-1-0	0-3-0		NON-CONFERENCE		0-1-0		1-2-0		4-4-0								
4-2-0		0-1-0	0-1-0		HOME		0-0-0		0-0-0		4-0-0								
1-9-0		0-0-0	0-0-		AWAY		0-1-0		1-2-0		0-4-0								
0-0-0		0-0-0	0-0-0		NEUTRAL		0-0-0		0-0-0		0-0-0								
8-10-0		0-0-0	0-0-0		CONFERENCE		0-0-0		0-3-0		8-7-0								
6-3-0		0-0-0	0-0-0		HOME		0-0-0		0-0-0		6-3-0								
2-7-0		0-0-0	0-0-0		AWAY		0-0-0		0-3-0		2-4-0								
0-0-0		0-0-0	0-0-0		NEUTRAL		0-0-0		0-0-0		0-0-0								
RPI	S	Opponent	Score		RPI	S	Opponent	Score		RPI	S	Opponent	Score						
24	H	Missouri	3	10	37	A	Evansville	5	9	87	A	Bradley	6	9					
					39	A	Kentucky	4	6			105	A	Morehead St.	1	10			
					44	H	Illinois St.	9	16					105	A	Morehead St.	9	11	
														105	A	Morehead St.	9	11	
														146	A	La.-Monroe	1	4	
														146	A	La.-Monroe	3	12	
														146	A	La.-Monroe	12	4	
														153	A	UAB	3	5	
														153	A	UAB	3	8	
														153	A	UAB	5	13	
														157	A	Southern Ill.	6	7	
														184	H	Eastern Ky.	1	9	
														184	H	Eastern Ky.	5	2	
														184	H	Eastern Ky.	9	12	
														186	H	UIC	6	4	
														186	H	UIC	3	2	
														193	H	Saint Louis	2	0	
														211	A	Belmont	7	10	
														211	A	Belmont	3	1	
														211	A	Belmont	3	5	
														224	H	UT Martin	3	2	
														224	H	UT Martin	6	0	
														224	H	UT Martin	8	5	
					LAST 10 GAMES									224	H	UT Martin	8	5	
					224	H	UT Martin	6	0	153	A	UAB	3	5	255	H	Western Ill.	13	3
					105	A	Morehead St.	9	11	153	A	UAB	5	13	271	H	Southeast Mo. St.	9	3
					105	A	Morehead St.	9	11	146	A	La.-Monroe	12	4	271	H	Southeast Mo. St.	3	2
					276	A	Tennessee Tech	6	12	186	H	UIC	6	4	271	H	Southeast Mo. St.	6	8
					276	A	Tennessee Tech	6	7	255	H	Western Ill.	13	3	276	A	Tennessee Tech	9	8



RPI	S	Opponent	Score	
276	A	Tennessee Tech	6	12
276	A	Tennessee Tech	6	7

SIUE

S  
I  
U  
E

S  
I  
U  
E



Average RPI Win:	215	WON-LOST RECORD	WINNING PCT. RANK	LAST 10 GAMES	STRENGTH OF SCHEDULE	OPP. STRENGTH OF SCHEDULE	TEAM RPI	ADJ RPI	CONF. RPI	ADJ CONF. RPI				
Average RPI Loss:	165													
DIV. I ONLY		11-22-0	.33333	247	4-6-0	181	248	224	.45262	224	20	20		
DIV. I NON-CONF.		7-11-0	.38889	200	1-3-0	185	242	183	.47952	183	22	22		
<hr/>														
TOTALS	RPI 1-25	RPI 26-50		W-L RECORDS		RPI 51-100		RPI 101-150		RPI 150+				
11-22-0	0-2-0	0-2-0		OVERALL		0-0-0		3-3-0		8-15-0				
3-4-0	0-0-0	0-0-0		HOME		0-0-0		2-1-0		1-3-0				
5-15-0	0-2-0	0-2-0		AWAY		0-0-0		1-2-0		4-9-0				
3-3-0	0-0-0	0-0-0		NEUTRAL		0-0-0		0-0-0		3-3-0				
7-11-0	0-2-0	0-2-0		NON-CONFERENCE		0-0-0		1-2-0		6-5-0				
1-0-0	0-0-0	0-0-0		HOME		0-0-0		0-0-0		1-0-0				
3-8-0	0-2-0	0-0-		AWAY		0-0-0		1-2-0		2-2-0				
3-3-0	0-0-0	0-0-0		NEUTRAL		0-0-0		0-0-0		3-3-0				
4-11-0	0-0-0	0-0-0		CONFERENCE		0-0-0		2-1-0		2-10-0				
2-4-0	0-0-0	0-0-0		HOME		0-0-0		2-1-0		0-3-0				
2-7-0	0-0-0	0-0-0		AWAY		0-0-0		0-0-0		2-7-0				
0-0-0	0-0-0	0-0-0		NEUTRAL		0-0-0		0-0-0		0-0-0				
RPI	S	Opponent	Score		RPI	S	Opponent	Score		RPI	S	Opponent	Score	
15	A	Auburn	0	2	27	A	Ole Miss	6	12	105	H	Morehead St.	2	0
15	A	Auburn	9	15	37	A	Evansville	3	6	105	H	Morehead St.	2	6
										105	H	Morehead St.	5	4
										134	A	Samford	3	1
										134	A	Samford	3	6
										134	A	Samford	4	14
										184	A	Eastern Ky.	4	14
										184	A	Eastern Ky.	5	8
										184	A	Eastern Ky.	6	21
										187	N	South Dakota St.	1	7
										187	N	South Dakota St.	3	15
										187	N	South Dakota St.	5	4
										211	H	Belmont	2	5
										211	H	Belmont	5	6
										211	H	Belmont	1	11
										218	A	Kennesaw St.	1	2
										218	A	Kennesaw St.	1	3
										218	A	Kennesaw St.	6	4
										223	A	SIUE	5	8
										223	A	SIUE	2	3
										223	A	SIUE	0	6
					LAST 10 GAMES					238	N	North Ala.	1	0
					223	A	SIUE	0	6	238	N	North Ala.	1	0
					105	H	Morehead St.	2	0	187	N	South Dakota St.	5	4
					105	H	Morehead St.	2	6	223	A	SIUE	2	3
					218	A	Kennesaw St.	1	2	223	A	SIUE	5	8
					218	A	Kennesaw St.	6	4	134	A	Samford	3	1
										238	N	North Ala.	6	7
										271	A	Southeast Mo. St.	1	4
										271	A	Southeast Mo. St.	1	0
										271	A	Southeast Mo. St.	3	0

Non-Div. I Games: Union (TN)

8 3

Christian Bros.

18 2

Union (TN)

7 2

UT Martin



RPI	S	Opponent	Score	
298	A	Alabama A&M	12	3
298	H	Alabama A&M	8	3

UT Martin

U  
T  
M  
a  
r  
t  
i  
n

U  
T  
M  
a  
r  
t  
i  
n



S  
t  
e  
t  
s  
o  
n

Stetson



Average RPI Win:	244	WON-LOST RECORD	WINNING PCT. RANK	LAST 10 GAMES	STRENGTH OF SCHEDULE	OPP. STRENGTH OF SCHEDULE	TEAM RPI	ADJ RPI	CONF. RPI	ADJ CONF. RPI	
DIV. I ONLY		9-17-0	.34615 241	5-5-0	241	274	226	.4506 226	27	27	
DIV. I NON-CONF.		2-9-0	.18182 281	0-1-0	215	236	270	.42103 270	28	28	
<hr/>											
TOTALS	RPI 1-25	RPI 26-50		W-L RECORDS	RPI 51-100		RPI 101-150		RPI 150+		
9-17-0	0-0-0	0-0-0		OVERALL	0-1-0		1-6-0		8-10-0		
0-0-0	0-0-0	0-0-0		HOME	0-0-0		0-0-0		0-0-0		
8-13-0	0-0-0	0-0-0		AWAY	0-1-0		1-4-0		7-8-0		
1-4-0	0-0-0	0-0-0		NEUTRAL	0-0-0		0-2-0		1-2-0		
<hr/>											
2-9-0	0-0-0	0-0-0		NON-CONFERENCE	0-1-0		1-6-0		1-2-0		
0-0-0	0-0-0	0-0-0		HOME	0-0-0		0-0-0		0-0-0		
2-7-0	0-0-0	0-0-		AWAY	0-1-0		1-4-0		1-2-0		
0-2-0	0-0-0	0-0-0		NEUTRAL	0-0-0		0-2-0		0-0-0		
<hr/>											
7-8-0	0-0-0	0-0-0		CONFERENCE	0-0-0		0-0-0		7-8-0		
0-0-0	0-0-0	0-0-0		HOME	0-0-0		0-0-0		0-0-0		
6-6-0	0-0-0	0-0-0		AWAY	0-0-0		0-0-0		6-6-0		
1-2-0	0-0-0	0-0-0		NEUTRAL	0-0-0		0-0-0		1-2-0		
<hr/>											
RPI S	Opponent	Score	RPI S	Opponent	Score	RPI S	Opponent	Score	RPI S	Opponent	Score
						74 A	Minnesota	3 4	109 A	Sacramento St.	1 2
						109 A	Sacramento St.	9 1			
						109 A	Sacramento St.	3 8			
						114 A	UTRGV	3 8			
						114 A	UTRGV	4 6			
						124 N	Portland	5 8			
						124 N	Portland	1 2			
						182 A	Omaha	0 3			
						182 A	Omaha	1 4			
						182 A	Omaha	6 7			
						187 N	South Dakota St.	2 5			
						187 N	South Dakota St.	6 2			
						187 N	South Dakota St.	9 10			
						214 A	Oral Roberts	3 2			
						214 A	Oral Roberts	3 6			
						214 A	Oral Roberts	3 9			
						255 A	Western Ill.	11 1			
						255 A	Western Ill.	5 4			
						255 A	Western Ill.	6 9			
						289 A	Northern Colo.	11 5			
289 A	Northern Colo.	1 3									
LAST 10 GAMES						289 A	Northern Colo.	11 5	289 A	Northern Colo.	6 7
						296 A	Purdue Fort Wayne	5 4	296 A	Purdue Fort Wayne	7 0
						187 N	South Dakota St.	2 5	296 A	Purdue Fort Wayne	17 8
						296 A	Purdue Fort Wayne	5 4	74 A	Minnesota	3 4
						296 A	Purdue Fort Wayne	17 8	296 A	Purdue Fort Wayne	7 0
255 A	Western Ill.	11 1	296 A	Purdue Fort Wayne	7 0						

**Non-Div. I Games:**

North Dakota St.



W  
a  
g  
n  
e  
r

Wagner



Average RPI Win: 234		WON-LOST	WINNING	LAST 10	STRENGTH OF		OPP. STRENGTH	TEAM	ADJ	CONF.	ADJ CONF.
Average RPI Loss: 168		RECORD	PCT. RANK	GAMES	SCHEDULE		OF SCHEDULE	RPI	RPI	RPI	RPI
DIV. I ONLY		14-22-0	.38889	224	6-4-0		221	260	228	.45019	228
DIV. I NON-CONF.		7-20-0	.25926	253	0-4-0		170	284	245	.43983	245
TOTALS		RPI 1-25	RPI 26-50		W-L RECORDS		RPI 51-100		RPI 101-150		RPI 150+
14-22-0	0-0-0	0-1-0		OVERALL		0-5-0		1-2-0		13-14-0	
8-3-0	0-0-0	0-0-0		HOME		0-0-0		0-0-0		8-3-0	
6-17-0	0-0-0	0-0-0		AWAY		0-4-0		1-2-0		5-11-0	
0-2-0	0-0-0	0-1-0		NEUTRAL		0-1-0		0-0-0		0-0-0	
7-20-0	0-0-0	0-1-0		NON-CONFERENCE		0-5-0		0-0-0		7-14-0	
2-3-0	0-0-0	0-0-0		HOME		0-0-0		0-0-0		2-3-0	
5-15-0	0-0-0	0-0-		AWAY		0-4-0		0-0-0		5-11-0	
0-2-0	0-0-0	0-1-0		NEUTRAL		0-1-0		0-0-0		0-0-0	
7-2-0	0-0-0	0-0-0		CONFERENCE		0-0-0		1-2-0		6-0-0	
6-0-0	0-0-0	0-0-0		HOME		0-0-0		0-0-0		6-0-0	
1-2-0	0-0-0	0-0-0		AWAY		0-0-0		1-2-0		0-0-0	
0-0-0	0-0-0	0-0-0		NEUTRAL		0-0-0		0-0-0		0-0-0	
RPI S	Opponent	Score		RPI S	Opponent	Score		RPI S	Opponent	Score	
				35 N	Virginia Tech	3	15	51 N	Sam Houston St.	7	12
								67 A	Michigan	1	5
								67 A	Michigan	7	16
								67 A	Michigan	2	23
								67 A	Michigan	0	4
								141 A	Canisius	2	3
								141 A	Canisius	5	4
								141 A	Canisius	4	10
								159 A	Columbia	2	7
								166 A	Appalachian St.	5	4
								166 A	Appalachian St.	2	5
								166 A	Appalachian St.	5	14
								179 A	Fordham	0	9
								206 H	NJIT	7	9
								209 A	Army West Point	1	4
								209 A	Army West Point	6	12
								221 A	LIU Brooklyn	3	2
								221 H	LIU Brooklyn	4	6
								225 A	Stetson	5	2
								231 H	Siena	2	1
								231 H	Siena	8	4
								231 H	Siena	10	7
								250 A	George Washington	6	7
								250 A	George Washington	12	8
								250 A	George Washington	7	18
								251 A	Hofstra	0	2
								252 H	Albany (NY)	2	5
								252 H	Albany (NY)	5	3
								252 H	Albany (NY)	6	4
								267 H	Iona	5	2
								267 H	Iona	5	0
								267 H	Iona	7	4
LAST 10 GAMES											
				252 H	Albany (NY)	2	5	141 A	Canisius	5	4
				67 A	Michigan	1	5	209 A	Army West Point	1	4
				268 A	George Mason	3	6	67 A	Michigan	7	16
				252 H	Albany (NY)	6	4	231 H	Siena	2	1
				267 H	Iona	5	0	221 H	LIU Brooklyn	4	6

Non-Div. I Games:

Manhattan



RPI	S	Opponent	Score	
268	A	George Mason	3	6
268	A	George Mason	3	4
268	A	George Mason	3	2

Manhattan

M  
a  
n  
h  
a  
t  
t  
a  
n

M  
a  
n  
h  
a  
t  
t  
a  
n



Average RPI Win: Average RPI Loss:	251 200	WON-LOST RECORD	WINNING PCT. RANK	LAST 10 GAMES	STRENGTH OF SCHEDULE	OPP. STRENGTH OF SCHEDULE	TEAM RPI	ADJ RPI	CONF. RPI	ADJ CONF. RPI		
DIV. I ONLY		19-19-0	.5	145	5-5-0	253	286	229	.45013	229	18	18
DIV. I NON-CONF.		18-10-0	.64286	75	5-1-0	271	295	200	.47318	200	23	23
<hr/>												
TOTALS	RPI 1-25	RPI 26-50		W-L RECORDS		RPI 51-100		RPI 101-150		RPI 150+		
19-19-0	0-0-0	0-0-0		OVERALL		0-3-0		2-3-0		17-13-0		
12-7-0	0-0-0	0-0-0		HOME		0-3-0		1-0-0		11-4-0		
7-12-0	0-0-0	0-0-0		AWAY		0-0-0		1-3-0		6-9-0		
0-0-0	0-0-0	0-0-0		NEUTRAL		0-0-0		0-0-0		0-0-0		
18-10-0	0-0-0	0-0-0		NON-CONFERENCE		0-0-0		2-3-0		16-7-0		
12-4-0	0-0-0	0-0-0		HOME		0-0-0		1-0-0		11-4-0		
6-6-0	0-0-0	0-0-		AWAY		0-0-0		1-3-0		5-3-0		
0-0-0	0-0-0	0-0-0		NEUTRAL		0-0-0		0-0-0		0-0-0		
1-9-0	0-0-0	0-0-0		CONFERENCE		0-3-0		0-0-0		1-6-0		
0-3-0	0-0-0	0-0-0		HOME		0-3-0		0-0-0		0-0-0		
1-6-0	0-0-0	0-0-0		AWAY		0-0-0		0-0-0		1-6-0		
0-0-0	0-0-0	0-0-0		NEUTRAL		0-0-0		0-0-0		0-0-0		
RPI	S	Opponent	Score	RPI	S	Opponent	Score	RPI	S	Opponent	Score	
						66 H VCU	2 11	143 A New Mexico St.		3 7		
						66 H VCU	4 28	143 A New Mexico St.		9 8		
						66 H VCU	6 9	143 A New Mexico St.		1 6		
								143 A New Mexico St.		5 16		
								148 H Penn		7 6		
								176 A Davidson		8 16		
								176 A Davidson		0 6		
								176 A Davidson		3 11		
								208 H Quinnipiac		18 8		
								208 H Quinnipiac		0 12		
								208 H Quinnipiac		2 1		
								213 A Delaware		4 2		
								233 A Saint Joseph's		7 20		
								252 H Albany (NY)		9 0		
								252 H Albany (NY)		5 6		
								252 H Albany (NY)		13 6		
								258 A Lehigh		14 6		
								259 A Charleston So.		5 4		
								259 A Charleston So.		3 7		
								259 A Charleston So.		6 3		
								273 A St. Bonaventure		10 5		
								273 A St. Bonaventure		2 3		
								273 A St. Bonaventure		5 14		
								277 A Delaware St.		7 4		
								277 H Delaware St.		12 2		
								284 H Rider		11 12		
								284 H Rider		3 0		
								284 H Rider		9 0		
								284 H Rider		3 0		
LAST 10 GAMES												
258 A		Lehigh	14 6	284 H		Rider	6 7	273 A		St. Bonaventure	5 14	
273 A		St. Bonaventure	2 3	284 H		Rider	3 0	277 A		Delaware St.	7 4	
273 A		St. Bonaventure	5 14	143 A		New Mexico St.	3 7	277 H		Delaware St.	12 2	
252 H		Albany (NY)	13 6	208 H		Quinnipiac	2 1	284 H		Rider	11 12	
284 H		Rider	7 5	252 H		Albany (NY)	9 0	284 H		Rider	3 0	

**Non-Div. I Games:**

La Salle



RPI	S	Opponent	Score	
284	H	Rider	7	5
284	H	Rider	6	7
287	A	Villanova	0	1
287	A	Villanova	6	8
287	H	Villanova	8	7
293	H	Fairleigh Dickinson	19	9
295	H	UMES	13	4
299	H	Saint Peter's	14	4

La Salle

L  
a  
S  
a  
l  
l  
e

L  
a  
S  
a  
l  
l  
e



Average RPI Win: 240		WON-LOST RECORD		WINNING PCT. RANK		LAST 10 GAMES		STRENGTH OF SCHEDULE		OPP. STRENGTH OF SCHEDULE		TEAM RPI		ADJ RPI		CONF. RPI		ADJ CONF. RPI	
DIV. I ONLY		15-24-0		.38462 225		0-10-0		211		214		230		.44995 230		23		23	
DIV. I NON-CONF.		12-14-0		.46154 167		0-3-0		259		210		231		.4526 231		24		24	
TOTALS		RPI 1-25		RPI 26-50		W-L RECORDS		RPI 51-100		RPI 101-150		RPI 150+							
15-24-0		0-0-0		0-3-0		OVERALL		1-7-0		1-8-0		13-6-0							
9-6-0		0-0-0		0-1-0		HOME		0-0-0		0-1-0		9-4-0							
4-16-0		0-0-0		0-2-0		AWAY		0-6-0		1-7-0		3-1-0							
2-2-0		0-0-0		0-0-0		NEUTRAL		1-1-0		0-0-0		1-1-0							
12-14-0		0-0-0		0-3-0		NON-CONFERENCE		1-4-0		0-3-0		11-4-0							
7-4-0		0-0-0		0-1-0		HOME		0-0-0		0-1-0		7-2-0							
3-8-0		0-0-0		0-0-		AWAY		0-3-0		0-2-0		3-1-0							
2-2-0		0-0-0		0-0-0		NEUTRAL		1-1-0		0-0-0		1-1-0							
3-10-0		0-0-0		0-0-0		CONFERENCE		0-3-0		1-5-0		2-2-0							
2-2-0		0-0-0		0-0-0		HOME		0-0-0		0-0-0		2-2-0							
1-8-0		0-0-0		0-0-0		AWAY		0-3-0		1-5-0		0-0-0							
0-0-0		0-0-0		0-0-0		NEUTRAL		0-0-0		0-0-0		0-0-0							
RPI S	Opponent	Score		RPI S	Opponent	Score		RPI S	Opponent	Score		RPI S	Opponent	Score					
				47 A	Loyola Marymount	3	8	55 N	Pepperdine	0	11	109 A	Sacramento St.	7	10				
				48 A	Fresno St.	6	7	64 N	California	4	3	109 A	Sacramento St.	3	4				
				48 H	Fresno St.	3	9	96 A	California Baptist	0	6	109 A	Sacramento St.	4	5				
								96 A	California Baptist	1	4	117 A	UNLV	1	6				
								96 A	California Baptist	2	8	136 A	Cal Poly	0	2				
								99 A	San Francisco	1	12	136 H	Cal Poly	1	7				
								99 A	San Francisco	0	2	143 A	New Mexico St.	1	23				
								99 A	San Francisco	2	3	143 A	New Mexico St.	9	4				
												143 A	New Mexico St.	9	12				
												154 N	Ball St.	6	10				
												154 N	Ball St.	7	6				
												189 H	UC Riverside	1	12				
												242 H	Seattle U	9	0				
												242 H	Seattle U	7	5				
												242 H	Seattle U	6	7				
												247 A	Hawaii	2	0				
												247 A	Hawaii	5	4				
												247 A	Hawaii	4	7				
												247 A	Hawaii	8	4				
												282 H	Santa Clara	4	2				
												282 H	Santa Clara	1	3				
												282 H	Santa Clara	3	1				
												282 H	Santa Clara	8	4				
												289 H	Northern Colo.	7	9				
												293 H	Fairleigh Dickinson	9	4				
												293 H	Fairleigh Dickinson	12	2				
												293 H	Fairleigh Dickinson	5	4				
LAST 10 GAMES																			
				282 H	Santa Clara	8	4	96 A	California Baptist	1	4	282 H	Santa Clara	8	4				
				289 H	Northern Colo.	7	9	189 H	UC Riverside	1	12	289 H	Northern Colo.	7	9				
				48 A	Fresno St.	6	7	109 A	Sacramento St.	4	5	293 H	Fairleigh Dickinson	9	4				
				96 A	California Baptist	2	8	109 A	Sacramento St.	7	10	293 H	Fairleigh Dickinson	12	2				
				96 A	California Baptist	0	6	109 A	Sacramento St.	3	4	293 H	Fairleigh Dickinson	5	4				

Non-Div. I Games:

CSU Bakersfield



RPI	S	Opponent	Score	
293	H	Fairleigh Dickinson	17	2

CSU Bakersfield

C  
S  
U  
B  
a  
k  
e  
r  
s  
f  
i  
e  
l  
d

C  
S  
U  
B  
a  
k  
e  
r  
s  
f  
i  
e  
l  
d



Average RPI Win: 229		WON-LOST RECORD		WINNING PCT. RANK		LAST 10 GAMES		STRENGTH OF SCHEDULE		OPP. STRENGTH OF SCHEDULE		TEAM RPI		ADJ RPI		CONF. RPI		ADJ CONF. RPI	
DIV. I ONLY		9-23-0		.28125 266		3-7-0		160		279		231		.44939 231		28		28	
DIV. I NON-CONF.		5-15-0		.25 255		1-2-0		102		273		215		.46429 215		27		27	
TOTALS		RPI 1-25		RPI 26-50		W-L RECORDS		RPI 51-100		RPI 101-150		RPI 150+							
9-23-0		0-0-0		0-0-0		OVERALL		0-4-0		1-6-0		8-13-0							
2-4-0		0-0-0		0-0-0		HOME		0-0-0		0-0-0		2-4-0							
7-19-0		0-0-0		0-0-0		AWAY		0-4-0		1-6-0		6-9-0							
0-0-0		0-0-0		0-0-0		NEUTRAL		0-0-0		0-0-0		0-0-0							
5-15-0		0-0-0		0-0-0		NON-CONFERENCE		0-4-0		1-3-0		4-8-0							
1-2-0		0-0-0		0-0-0		HOME		0-0-0		0-0-0		1-2-0							
4-13-0		0-0-0		0-0-		AWAY		0-4-0		1-3-0		3-6-0							
0-0-0		0-0-0		0-0-0		NEUTRAL		0-0-0		0-0-0		0-0-0							
4-8-0		0-0-0		0-0-0		CONFERENCE		0-0-0		0-3-0		4-5-0							
1-2-0		0-0-0		0-0-0		HOME		0-0-0		0-0-0		1-2-0							
3-6-0		0-0-0		0-0-0		AWAY		0-0-0		0-3-0		3-3-0							
0-0-0		0-0-0		0-0-0		NEUTRAL		0-0-0		0-0-0		0-0-0							
RPI	S	Opponent		Score		RPI	S	Opponent		Score		RPI	S	Opponent		Score			
								68	A	Boston College	5	7	130	A	FGCU	6	17		
								72	A	UCF	1	7	130	A	FGCU	2	1		
								72	A	UCF	2	3	130	A	FGCU	0	8		
								72	A	UCF	1	5	130	A	FGCU	8	18		
													141	A	Canisius	3	4		
													141	A	Canisius	4	5		
													141	A	Canisius	12	14		
													179	A	Fordham	4	5		
													179	H	Fordham	12	0		
													181	H	Fairfield	2	4		
													181	H	Fairfield	3	0		
													181	H	Fairfield	4	6		
													201	A	UNCW	1	2		
													201	A	UNCW	2	7		
													201	A	UNCW	3	10		
													209	H	Army West Point	1	6		
													225	A	Stetson	8	7		
													225	A	Stetson	5	0		
													225	A	Stetson	2	3		
													228	A	Manhattan	1	2		
													228	A	Manhattan	4	8		
													228	A	Manhattan	7	10		
													236	H	Central Conn. St.	1	8		
													272	A	Bowling Green	1	3		
													272	A	Bowling Green	9	7		
													272	A	Bowling Green	9	7		
													284	A	Rider	13	4		
													284	A	Rider	9	8		
													284	A	Rider	9	8		
LAST 10 GAMES																			
								284	A	Rider	7	2	272	A	Bowling Green	1	3		
								141	A	Canisius	12	14	284	A	Rider	9	8		
								272	A	Bowling Green	9	7	130	A	FGCU	8	18		
								201	A	UNCW	3	10	228	A	Manhattan	1	2		
								181	H	Fairfield	3	0	141	A	Canisius	4	5		

Non-Div. I Games:

Siena



RPI	S	Opponent	Score
284	A	Rider	7 2

Siena



Average RPI Win:	214	WON-LOST	WINNING	LAST 10	STRENGTH OF	OPP. STRENGTH	TEAM	ADJ	CONF.	ADJ CONF.	
Average RPI Loss:	168	RECORD	PCT. RANK	GAMES	SCHEDULE	OF SCHEDULE	RPI	RPI	RPI	RPI	
DIV. I ONLY	12-22-0	.35294	238	5-5-0	234	241	233	.4483	232	29	29
DIV. I NON-CONF.	6-16-0	.27273	246	2-1-0	183	211	228	.45549	227	29	29
<hr/>											
TOTALS	RPI 1-25	RPI 26-50		W-L RECORDS		RPI 51-100		RPI 101-150		RPI 150+	
12-22-0	0-0-0	0-1-0		OVERALL		1-5-0		1-3-0		10-13-0	
1-4-0	0-0-0	0-0-0		HOME		0-1-0		0-0-0		1-3-0	
8-14-0	0-0-0	0-0-0		AWAY		1-4-0		1-3-0		6-7-0	
3-4-0	0-0-0	0-1-0		NEUTRAL		0-0-0		0-0-0		3-3-0	
6-16-0	0-0-0	0-1-0		NON-CONFERENCE		1-5-0		1-3-0		4-7-0	
0-2-0	0-0-0	0-0-0		HOME		0-1-0		0-0-0		0-1-0	
5-11-0	0-0-0	0-0-		AWAY		1-4-0		1-3-0		3-4-0	
1-3-0	0-0-0	0-1-0		NEUTRAL		0-0-0		0-0-0		1-2-0	
6-6-0	0-0-0	0-0-0		CONFERENCE		0-0-0		0-0-0		6-6-0	
1-2-0	0-0-0	0-0-0		HOME		0-0-0		0-0-0		1-2-0	
3-3-0	0-0-0	0-0-0		AWAY		0-0-0		0-0-0		3-3-0	
2-1-0	0-0-0	0-0-0		NEUTRAL		0-0-0		0-0-0		2-1-0	
RPI	S	Opponent	Score	RPI	S	Opponent	Score	RPI	S	Opponent	Score
				30	N	Illinois	0 4	76	A	Wake Forest	1 14
								90	A	William & Mary	7 3
								90	A	William & Mary	3 12
								94	A	Stony Brook	9 12
								94	A	Stony Brook	1 4
								94	H	Stony Brook	1 8

Non-Div. I Games:

Sacred Heart



Average RPI Win:	249	WON-LOST RECORD	WINNING PCT. RANK	LAST 10 GAMES	STRENGTH OF SCHEDULE	OPP. STRENGTH OF SCHEDULE	TEAM RPI	ADJ RPI	CONF. RPI	ADJ CONF. RPI	
DIV. I ONLY	13-19-0	.40625	213	2-8-0	213	283	234	.44785	233	18	18
DIV. I NON-CONF.	7-15-0	.31818	228	0-4-0	254	282	272	.41605	272	23	23
TOTALS	RPI 1-25	RPI 26-50	W-L RECORDS		RPI 51-100	RPI 101-150	RPI 150+				
13-19-0	0-0-0	0-0-0	OVERALL		0-1-0	0-3-0	13-15-0				
5-2-0	0-0-0	0-0-0	HOME		0-0-0	0-0-0	5-2-0				
4-8-0	0-0-0	0-0-0	AWAY		0-0-0	0-1-0	4-7-0				
4-9-0	0-0-0	0-0-0	NEUTRAL		0-1-0	0-2-0	4-6-0				
7-15-0	0-0-0	0-0-0	NON-CONFERENCE		0-1-0	0-3-0	7-11-0				
1-2-0	0-0-0	0-0-0	HOME		0-0-0	0-0-0	1-2-0				
2-4-0	0-0-0	0-0-	AWAY		0-0-0	0-1-0	2-3-0				
4-9-0	0-0-0	0-0-0	NEUTRAL		0-1-0	0-2-0	4-6-0				
6-4-0	0-0-0	0-0-0	CONFERENCE		0-0-0	0-0-0	6-4-0				
4-0-0	0-0-0	0-0-0	HOME		0-0-0	0-0-0	4-0-0				
2-4-0	0-0-0	0-0-0	AWAY		0-0-0	0-0-0	2-4-0				
0-0-0	0-0-0	0-0-0	NEUTRAL		0-0-0	0-0-0	0-0-0				
RPI	S	Opponent	Score	RPI	S	Opponent	Score	RPI	S	Opponent	Score

Non-Div. I Games:

Saint Joseph's



RPI	S	Opponent	Score	
285	A	Bucknell	5	4
285	N	Bucknell	3	2
287	A	Villanova	7	8
287	H	Villanova	4	0

Saint Joseph's

S  
a  
i  
n  
t  
J  
o  
s  
e  
p  
h  
'  
s

S  
a  
i  
n  
t  
J  
o  
s  
e  
p  
h  
'  
s



Average RPI Win:	209	WON-LOST	WINNING	LAST 10	STRENGTH OF	OPP. STRENGTH	TEAM	ADJ	CONF.	ADJ CONF.	
Average RPI Loss:	121	RECORD	PCT. RANK	GAMES	SCHEDULE	OF SCHEDULE	RPI	RPI	RPI	RPI	
DIV. I ONLY	7-24-0	.22581	288	2-8-0	99	231	235	.44741	234	6	6
DIV. I NON-CONF.	6-16-0	.27273	246	1-0-0	206	265	257	.4324	256	6	6
TOTALS	RPI 1-25	RPI 26-50	W-L RECORDS		RPI 51-100	RPI 101-150		RPI 150+			
7-24-0	0-0-0	1-11-0	OVERALL		0-3-0	0-0-0		6-10-0			
3-4-0	0-0-0	1-2-0	HOME		0-0-0	0-0-0		2-2-0			
2-19-0	0-0-0	0-9-0	AWAY		0-3-0	0-0-0		2-7-0			
2-1-0	0-0-0	0-0-0	NEUTRAL		0-0-0	0-0-0		2-1-0			
6-16-0	0-0-0	0-3-0	NON-CONFERENCE		0-3-0	0-0-0		6-10-0			
2-2-0	0-0-0	0-0-0	HOME		0-0-0	0-0-0		2-2-0			
2-13-0	0-0-0	0-0-	AWAY		0-3-0	0-0-0		2-7-0			
2-1-0	0-0-0	0-0-0	NEUTRAL		0-0-0	0-0-0		2-1-0			
1-8-0	0-0-0	1-8-0	CONFERENCE		0-0-0	0-0-0		0-0-0			
1-2-0	0-0-0	1-2-0	HOME		0-0-0	0-0-0		0-0-0			
0-6-0	0-0-0	0-6-0	AWAY		0-0-0	0-0-0		0-0-0			
0-0-0	0-0-0	0-0-0	NEUTRAL		0-0-0	0-0-0		0-0-0			
RPI S	Opponent	Score	RPI S	Opponent	Score	RPI S	Opponent	Score	RPI S	Opponent	Score
			30 A	DBU	1 6	93 A	Arkansas St.	6 7	154 A	Ball St.	8 14
			30 A	DBU	0 8	93 A	Arkansas St.	1 7	169 A	Purdue	1 5
			30 A	DBU	5 10	93 A	Arkansas St.	1 4	190 A	Lipscomb	8 6
			44 H	Illinois St.	6 12				190 A	Lipscomb	0 6
			44 H	Illinois St.	1 13				200 A	N.C. A&T	4 11
			44 H	Illinois St.	4 2				201 A	UNCW	10 8
			46 A	Indiana St.	5 11				201 A	UNCW	8 10
			46 A	Indiana St.	0 8				201 A	UNCW	3 4
			46 A	Indiana St.	2 13				245 H	Butler	4 6
			50 A	South Carolina	6 12				245 H	Butler	5 2
			50 A	South Carolina	2 3				245 H	Butler	2 9
			50 A	South Carolina	2 9				246 H	Western Mich.	11 1
									269 N	Northern Ill.	7 6
									269 N	Northern Ill.	5 2
									269 N	Northern Ill.	2 5
									276 A	Tennessee Tech	8 12
LAST 10 GAMES											
			46 A	Indiana St.	5 11	201 A	UNCW	8 10			
			46 A	Indiana St.	0 8	246 H	Western Mich.	11 1			
			44 H	Illinois St.	4 2	46 A	Indiana St.	2 13			
			44 H	Illinois St.	6 12	44 H	Illinois St.	1 13			
			201 A	UNCW	3 4	30 A	DBU	1 6			

Non-Div. I Games:

Valparaiso



Average RPI Win:		213	WON-LOST RECORD		WINNING PCT. RANK		LAST 10 GAMES		STRENGTH OF SCHEDULE		OPP. STRENGTH OF SCHEDULE		TEAM RPI		ADJ RPI		CONF. RPI		ADJ CONF. RPI				
DIV. I ONLY			12-25-0		.32432	249	1-9-0		164		176		236		.44734	235	21		21				
DIV. I NON-CONF.			5-15-0		.25	255	0-2-0		131		105		230		.45457	230	21		21				
TOTALS		RPI 1-25		RPI 26-50		W-L RECORDS		RPI 51-100		RPI 101-150		RPI 150+											
12-25-0		0-2-0		0-0-0		OVERALL		2-7-0		0-5-0		10-11-0											
8-8-0		0-0-0		0-0-0		HOME		0-0-0		0-1-0		8-7-0											
3-15-0		0-2-0		0-0-0		AWAY		2-7-0		0-4-0		1-2-0											
1-2-0		0-0-0		0-0-0		NEUTRAL		0-0-0		0-0-0		1-2-0											
5-15-0		0-2-0		0-0-0		NON-CONFERENCE		1-5-0		0-2-0		4-6-0											
2-3-0		0-0-0		0-0-0		HOME		0-0-0		0-1-0		2-2-0											
2-10-0		0-2-0		0-0-		AWAY		1-5-0		0-1-0		1-2-0											
1-2-0		0-0-0		0-0-0		NEUTRAL		0-0-0		0-0-0		1-2-0											
7-10-0		0-0-0		0-0-0		CONFERENCE		1-2-0		0-3-0		6-5-0											
6-5-0		0-0-0		0-0-0		HOME		0-0-0		0-0-0		6-5-0											
1-5-0		0-0-0		0-0-0		AWAY		1-2-0		0-3-0		0-0-0											
0-0-0		0-0-0		0-0-0		NEUTRAL		0-0-0		0-0-0		0-0-0											
RPI	S	Opponent		Score		RPI	S	Opponent		Score		RPI	S	Opponent		Score							
8	A	Tennessee		2	7							103	A	ETSU		6	7						
8	A	Tennessee		4	8							61	A	Campbell		1	21	127	H	Western Caro.		4	16
												61	A	Campbell		3	6	128	A	Presbyterian		2	4
												62	A	Ga. Southern		1	5	128	A	Presbyterian		2	7
												62	A	Ga. Southern		14	9	128	A	Presbyterian		2	6
												62	A	Ga. Southern		0	14	158	H	Winthrop		12	2
												83	A	Col. of Charleston		5	6	158	H	Winthrop		3	4
												83	A	Col. of Charleston		0	9	158	H	Winthrop		1	9
												83	A	Col. of Charleston		3	12	163	A	Furman		4	3
																		163	H	Furman		2	3
												166	H	Appalachian St.		2	8						
												183	A	Wofford		2	14						
												197	A	Charlotte		2	5						
												220	N	UMBC		0	12						
												220	N	UMBC		17	14						
												220	N	UMBC		2	3						
												240	H	USC Upstate		7	6						
												240	H	USC Upstate		2	10						
												240	H	USC Upstate		9	5						
												259	H	Charleston So.		2	3						
												259	H	Charleston So.		2	8						
												267	H	Iona		7	3						
												267	H	Iona		9	2						
												291	H	Longwood		11	8						
												291	H	Longwood		14	3						
												291	H	Longwood		11	8						
												128	A	Presbyterian		2	7						
												128	A	Presbyterian		2	6						
												128	A	Presbyterian		2	4						
												128	A	Presbyterian		2	4						
												128	A	Presbyterian		2	4						
												128	A	Presbyterian		2	4						
												128	A	Presbyterian		2	4						
												128	A	Presbyterian		2	4						
												128	A	Presbyterian		2	4						
												128	A	Presbyterian		2	4						
												128	A	Presbyterian		2	4						
												128	A	Presbyterian		2	4						
												128	A	Presbyterian		2	4						
												128	A	Presbyterian		2	4						
												128	A	Presbyterian		2	4						
												128	A	Presbyterian		2	4						
												128	A	Presbyterian		2	4						
												128	A	Presbyterian		2	4						
												128	A	Presbyterian		2	4						
												128	A	Presbyterian		2	4						
												128	A	Presbyterian		2	4						
												128	A	Presbyterian		2	4						
												128	A	Presbyterian		2	4						
												128	A	Presbyterian		2	4						
												128	A	Presbyterian		2	4						
												128	A	Presbyterian		2	4						
												128	A	Presbyterian		2	4						
												128	A	Presbyterian		2	4						
												128	A	Presbyterian		2	4						
												128	A	Presbyterian		2	4						
												128	A	Presbyterian		2	4						
												128	A	Presbyterian		2	4						
												128	A	Presbyterian		2	4						
												128	A	Presbyterian		2	4						
												128	A	Presbyterian		2	4						
												128	A	Presbyterian		2	4						
												128	A	Presbyterian		2	4						
												128	A	Presbyterian		2	4						
												128	A	Presbyterian		2	4						
												128	A	Presbyterian		2	4						
												128	A	Presbyterian		2	4						
												128	A	Presbyterian		2	4						
												128	A	Presbyterian		2	4						
												128	A	Presbyterian		2	4						
												128	A	Presbyterian		2	4						
												128	A	Presbyterian		2	4						
												128	A	Presbyterian		2	4						
												128	A	Presbyterian		2	4						

**Non-Div. I Games:**

UNC Asheville



Average RPI Win: 245		WON-LOST	WINNING	LAST 10	STRENGTH OF		OPP. STRENGTH	TEAM	ADJ	CONF.	ADJ CONF.
Average RPI Loss: 145		RECORD	PCT. RANK	GAMES	SCHEDULE		OF SCHEDULE	RPI	RPI	RPI	RPI
DIV. I ONLY		15-13-0	.53571	127	6-4-0		271	258	237	.44662	236
DIV. I NON-CONF.		10-8-0	.55556	124	3-2-0		294	275	258	.43173	257
TOTALS		RPI 1-25	RPI 26-50		W-L RECORDS		RPI 51-100		RPI 101-150		RPI 150+
15-13-0	0-0-0	0-0-0		OVERALL		1-4-0		0-3-0		14-6-0	
9-5-0	0-0-0	0-0-0		HOME		0-2-0		0-1-0		9-2-0	
2-5-0	0-0-0	0-0-0		AWAY		1-2-0		0-0-0		1-3-0	
4-3-0	0-0-0	0-0-0		NEUTRAL		0-0-0		0-2-0		4-1-0	
10-8-0	0-0-0	0-0-0		NON-CONFERENCE		0-1-0		0-3-0		10-4-0	
5-2-0	0-0-0	0-0-0		HOME		0-1-0		0-1-0		5-0-0	
1-3-0	0-0-0	0-0-		AWAY		0-0-0		0-0-0		1-3-0	
4-3-0	0-0-0	0-0-0		NEUTRAL		0-0-0		0-2-0		4-1-0	
5-5-0	0-0-0	0-0-0		CONFERENCE		1-3-0		0-0-0		4-2-0	
4-3-0	0-0-0	0-0-0		HOME		0-1-0		0-0-0		4-2-0	
1-2-0	0-0-0	0-0-0		AWAY		1-2-0		0-0-0		0-0-0	
0-0-0	0-0-0	0-0-0		NEUTRAL		0-0-0		0-0-0		0-0-0	
RPI S	Opponent	Score	RPI S	Opponent	Score	RPI S	Opponent	Score	RPI S	Opponent	Score
						63 A Bryant	6 5		112 N Kansas	8 10	
						63 A Bryant	3 12		139 H Massachusetts	1 2	
						63 A Bryant	4 14		139 N Massachusetts	0 1	
						63 H Bryant	4 16		161 A Navy	2 5	
						94 H Stony Brook	3 9		175 A Binghamton	2 3	
									181 A Fairfield	2 5	
									208 H Quinnipiac	10 9	
									227 H Wagner	10 3	
									227 H Wagner	2 4	
									227 H Wagner	7 6	
									231 A Siena	8 1	
									232 H Sacred Heart	5 1	
									232 H Sacred Heart	8 4	
									232 H Sacred Heart	1 4	
									233 N Saint Joseph's	2 8	
									252 H Albany (NY)	9 6	
									273 N St. Bonaventure	17 3	
									273 N St. Bonaventure	4 3	
									273 N St. Bonaventure	9 5	
									288 N Niagara	5 4	
									299 H Saint Peter's	12 4	
									299 H Saint Peter's	9 6	
									299 H Saint Peter's	5 3	
LAST 10 GAMES											
						299 H Saint Peter's	9 6		232 H Sacred Heart	1 4	
						63 H Bryant	4 16		94 H Stony Brook	3 9	
						231 A Siena	8 1		175 A Binghamton	2 3	
						232 H Sacred Heart	5 1		288 N Niagara	5 4	
						232 H Sacred Heart	8 4		208 H Quinnipiac	10 9	

Non-Div. I Games:

Central Conn. St.



Average RPI Win:	214	WON-LOST RECORD	WINNING PCT. RANK	LAST 10 GAMES		STRENGTH OF SCHEDULE	OPP. STRENGTH OF SCHEDULE	TEAM RPI	ADJ RPI	CONF. RPI	ADJ CONF. RPI				
DIV. I ONLY		11-17-0	.39286	222	3-7-0	264	168	232	.4459	237	19	19			
DIV. I NON-CONF.		6-10-0	.375	208	0-1-0	256	123	224	.45515	228	14	14			
<hr/>															
TOTALS	RPI 1-25		RPI 26-50		W-L RECORDS		RPI 51-100		RPI 101-150		RPI 150+				
11-17-0	0-0-0		0-0-0		OVERALL		1-3-0		0-6-0		10-8-0				
0-3-0	0-0-0		0-0-0		HOME		0-0-0		0-3-0		0-0-0				
5-10-0	0-0-0		0-0-0		AWAY		0-0-0		0-3-0		5-7-0				
6-4-0	0-0-0		0-0-0		NEUTRAL		1-3-0		0-0-0		5-1-0				
6-10-0	0-0-0		0-0-0		NON-CONFERENCE		1-3-0		0-3-0		5-4-0				
0-0-0	0-0-0		0-0-0		HOME		0-0-0		0-0-0		0-0-0				
2-7-0	0-0-0		0-0-		AWAY		0-0-0		0-3-0		2-4-0				
4-3-0	0-0-0		0-0-0		NEUTRAL		1-3-0		0-0-0		3-0-0				
5-7-0	0-0-0		0-0-0		CONFERENCE		0-0-0		0-3-0		5-4-0				
0-3-0	0-0-0		0-0-0		HOME		0-0-0		0-3-0		0-0-0				
3-3-0	0-0-0		0-0-0		AWAY		0-0-0		0-0-0		3-3-0				
2-1-0	0-0-0		0-0-0		NEUTRAL		0-0-0		0-0-0		2-1-0				
RPI	S	Opponent	Score	RPI	S	Opponent	Score	RPI	S	Opponent	Score	RPI	S	Opponent	Score

**Non-Div. I Games:** Wayne St. (MI)

2	3	Middlebury	7	15
---	---	------------	---	----

Dartmouth



Average RPI Win: 166		WON-LOST	WINNING	LAST 10	STRENGTH OF		OPP. STRENGTH	TEAM	ADJ	CONF.	ADJ CONF.
Average RPI Loss: 171		RECORD	PCT. RANK	GAMES	SCHEDULE		OF SCHEDULE	RPI	RPI	RPI	RPI
DIV. I ONLY		10-27-0	.27027	271	4-6-0		159	223	238	.44433	238
DIV. I NON-CONF.		6-18-0	.25	255	1-2-0		216	244	260	.43057	259
TOTALS		RPI 1-25	RPI 26-50		W-L RECORDS		RPI 51-100		RPI 101-150		RPI 150+
10-27-0		0-0-0	1-2-0		OVERALL		3-4-0		0-4-0		6-17-0
4-6-0		0-0-0	0-0-0		HOME		1-3-0		0-0-0		3-3-0
5-19-0		0-0-0	1-2-0		AWAY		2-1-0		0-4-0		2-12-0
1-2-0		0-0-0	0-0-0		NEUTRAL		0-0-0		0-0-0		1-2-0
6-18-0		0-0-0	1-2-0		NON-CONFERENCE		0-0-0		0-4-0		5-12-0
2-1-0		0-0-0	0-0-0		HOME		0-0-0		0-0-0		2-1-0
3-15-0		0-0-0	1-0-		AWAY		0-0-0		0-4-0		2-9-0
1-2-0		0-0-0	0-0-0		NEUTRAL		0-0-0		0-0-0		1-2-0
4-9-0		0-0-0	0-0-0		CONFERENCE		3-4-0		0-0-0		1-5-0
2-5-0		0-0-0	0-0-0		HOME		1-3-0		0-0-0		1-2-0
2-4-0		0-0-0	0-0-0		AWAY		2-1-0		0-0-0		0-3-0
0-0-0		0-0-0	0-0-0		NEUTRAL		0-0-0		0-0-0		0-0-0
RPI S	Opponent	Score	RPI S	Opponent	Score	RPI S	Opponent	Score	RPI S	Opponent	Score
			27 A	Ole Miss	10 6	65 H	Liberty	6 3	102 A	Troy	1 3
			41 A	Alabama	0 8	65 H	Liberty	2 16	102 A	Troy	2 6
			41 A	Alabama	1 4	65 H	Liberty	5 8	102 A	Troy	0 5
						91 H	North Florida	4 10	134 A	Samford	1 9
						97 A	Jacksonville	5 10	162 A	Jacksonville St.	1 14
						97 A	Jacksonville	9 2	162 A	Jacksonville St.	2 1
						97 A	Jacksonville	9 7	162 A	Jacksonville St.	10 12
									176 A	Davidson	1 13
									176 A	Davidson	2 5
									176 A	Davidson	4 8
									218 A	Kennesaw St.	3 8
									218 A	Kennesaw St.	6 7
									218 A	Kennesaw St.	1 3
									224 N	UT Martin	7 6
									224 N	UT Martin	0 1
									224 N	UT Martin	0 1
									225 H	Stetson	6 2
									225 H	Stetson	8 13
									225 H	Stetson	1 12
									245 H	Butler	8 5
									257 A	Alabama St.	8 1
									257 H	Alabama St.	14 2
			102 A	Troy	2 6	91 H	North Florida	4 10	276 A	Tennessee Tech	1 7
			102 A	Troy	1 3	257 H	Alabama St.	14 2	276 H	Tennessee Tech	6 7
			224 N	UT Martin	7 6	97 A	Jacksonville	5 10	278 A	The Citadel	3 8
			162 A	Jacksonville St.	2 1	97 A	Jacksonville	9 2	278 A	The Citadel	4 7
			162 A	Jacksonville St.	10 12	97 A	Jacksonville	9 7	278 A	The Citadel	3 6
LAST 10 GAMES											

Non-Div. I Games:

North Ala.



Average RPI Win:	220	WON-LOST RECORD	WINNING PCT. RANK	LAST 10 GAMES	STRENGTH OF SCHEDULE	OPP. STRENGTH OF SCHEDULE	TEAM RPI	ADJ RPI	CONF. RPI	ADJ CONF. RPI					
DIV. I ONLY		17-19-0	.47222	170	7-3-0	248	236	239	.44371	239	30	30			
DIV. I NON-CONF.		7-11-0	.38889	200	3-2-0	194	139	239	.44742	239	31	31			
<hr/>															
TOTALS	RPI 1-25	RPI 26-50		W-L RECORDS		RPI 51-100		RPI 101-150		RPI 150+					
17-19-0	0-0-0	0-1-0		OVERALL		1-2-0		2-3-0		14-13-0					
12-11-0	0-0-0	0-1-0		HOME		0-2-0		2-2-0		10-6-0					
5-8-0	0-0-0	0-0-0		AWAY		1-0-0		0-1-0		4-7-0					
0-0-0	0-0-0	0-0-0		NEUTRAL		0-0-0		0-0-0		0-0-0					
7-11-0	0-0-0	0-1-0		NON-CONFERENCE		1-2-0		2-3-0		4-5-0					
5-8-0	0-0-0	0-1-0		HOME		0-2-0		2-2-0		3-3-0					
2-3-0	0-0-0	0-0-		AWAY		1-0-0		0-1-0		1-2-0					
0-0-0	0-0-0	0-0-0		NEUTRAL		0-0-0		0-0-0		0-0-0					
10-8-0	0-0-0	0-0-0		CONFERENCE		0-0-0		0-0-0		10-8-0					
7-3-0	0-0-0	0-0-0		HOME		0-0-0		0-0-0		7-3-0					
3-5-0	0-0-0	0-0-0		AWAY		0-0-0		0-0-0		3-5-0					
0-0-0	0-0-0	0-0-0		NEUTRAL		0-0-0		0-0-0		0-0-0					
<hr/>															
RPI	S	Opponent	Score	RPI	S	Opponent	Score	RPI	S	Opponent	Score				
				26	H	NC State	10 11	61	A	Campbell	7 4				
								61	H	Campbell	1 3				
								69	H	Duke	5 7				
										128	A	Presbyterian	5 6		
										128	H	Presbyterian	3 9		
										141	H	Canisius	5 2		
										141	H	Canisius	3 8		
										141	H	Canisius	9 0		
										160	A	High Point	4 6		
										160	H	High Point	1 10		
										166	A	Appalachian St.	0 13		
										176	A	Davidson	9 6		
										176	H	Davidson	10 9		
										196	H	Lafayette	10 16		
										196	H	Lafayette	9 1		
										196	H	Lafayette	1 2		
										200	A	N.C. A&T	4 6		
										200	A	N.C. A&T	6 4		
										200	H	N.C. A&T	4 3		
										200	H	N.C. A&T	4 7		
										200	H	N.C. A&T	3 10		
										261	H	Norfolk St.	5 4		
										264	A	Bethune-Cookman	8 7		
										264	A	Bethune-Cookman	2 12		
				LAST 10 GAMES						264	A	Bethune-Cookman	15 5		
				200	A	N.C. A&T	4 6	291	H	Longwood	9 6	264	H	Bethune-Cookman	3 2
				264	A	Bethune-Cookman	8 7	200	A	N.C. A&T	6 4	275	H	Florida A&M	7 4
				264	A	Bethune-Cookman	2 12	69	H	Duke	5 7	275	H	Florida A&M	9 8
				277	H	Delaware St.	4 1	176	A	Davidson	9 6	275	H	Florida A&M	8 5
				264	H	Bethune-Cookman	3 2	176	H	Davidson	10 9	277	H	Delaware St.	3 4

**Non-Div. I Games:**

N.C. Central



RPI	S	Opponent	Score	
277	H	Delaware St.	4	1
286	A	Savannah St.	1	4
286	A	Savannah St.	3	4
286	A	Savannah St.	3	5
291	H	Longwood	9	6

N.C. Central

N  
.  
C  
.  
C  
e  
n  
t  
r  
a  
l

N  
.  
C  
.  
C  
e  
n  
t  
r  
a  
l



U  
S  
C  
U  
P  
S  
t  
a  
t  
e

## USC Upstate



RPI	S	Opponent	Score	
235	A	UNC Asheville	6	7
235	A	UNC Asheville	5	9
235	A	UNC Asheville	10	2
243	H	Ohio	10	7
243	H	Ohio	1	2
243	H	Ohio	3	2
259	H	Charleston So.	11	7

USC Upstate

U  
S  
C  
U  
P  
S  
t  
a  
t  
e

U  
S  
C  
U  
P  
S  
t  
a  
t  
e



Average RPI Win:	276	WON-LOST	WINNING	LAST 10	STRENGTH OF	OPP. STRENGTH	TEAM	ADJ	CONF.	ADJ CONF.	
Average RPI Loss:	240	RECORD	PCT. RANK	GAMES	SCHEDULE	OF SCHEDULE	RPI	RPI	RPI	RPI	
DIV. I ONLY	20-14-0	.58824	92	6-4-0	296	290	241	.44342	241	30	30
DIV. I NON-CONF.	6-9-0	.4	193	2-2-0	270	292	262	.42876	261	31	31
TOTALS	RPI 1-25	RPI 26-50	W-L RECORDS		RPI 51-100	RPI 101-150		RPI 150+			
20-14-0	0-0-0	0-0-0	OVERALL		0-0-0	0-0-0		20-14-0			
8-5-0	0-0-0	0-0-0	HOME		0-0-0	0-0-0		8-5-0			
10-8-0	0-0-0	0-0-0	AWAY		0-0-0	0-0-0		10-8-0			
2-1-0	0-0-0	0-0-0	NEUTRAL		0-0-0	0-0-0		2-1-0			
6-9-0	0-0-0	0-0-0	NON-CONFERENCE		0-0-0	0-0-0		6-9-0			
1-3-0	0-0-0	0-0-0	HOME		0-0-0	0-0-0		1-3-0			
3-5-0	0-0-0	0-0-	AWAY		0-0-0	0-0-0		3-5-0			
2-1-0	0-0-0	0-0-0	NEUTRAL		0-0-0	0-0-0		2-1-0			
14-5-0	0-0-0	0-0-0	CONFERENCE		0-0-0	0-0-0		14-5-0			
7-2-0	0-0-0	0-0-0	HOME		0-0-0	0-0-0		7-2-0			
7-3-0	0-0-0	0-0-0	AWAY		0-0-0	0-0-0		7-3-0			
0-0-0	0-0-0	0-0-0	NEUTRAL		0-0-0	0-0-0		0-0-0			
RPI S	Opponent	Score	RPI S	Opponent	Score	RPI S	Opponent	Score	RPI S	Opponent	Score
							161 A Navy	4 5			
							161 A Navy	3 5			
							197 A Charlotte	4 14			
							197 A Charlotte	9 3			
							197 A Charlotte	3 7			
							220 H UMBC	2 16			
							250 H George Washington	1 7			
							252 N Albany (NY)	15 3			
							252 N Albany (NY)	6 2			
							252 N Albany (NY)	0 4			
							261 H Norfolk St.	7 8			
							261 H Norfolk St.	5 3			
							261 H Norfolk St.	12 6			
							265 A Towson	5 2			
							266 A Georgetown	5 14			
							266 H Georgetown	3 4			
							277 A Delaware St.	10 5			
							277 A Delaware St.	1 5			
							277 A Delaware St.	12 11			
							277 H Delaware St.	14 4			
							277 H Delaware St.	11 5			
							277 H Delaware St.	0 10			
							277 H Delaware St.	0 10			
							286 A Savannah St.	3 10			
							286 A Savannah St.	11 5			
							286 A Savannah St.	10 8			
							286 A Savannah St.	8 7			
							295 A UMES	5 4			
							295 A UMES	2 3			
							252 N Albany (NY)	0 4			
							286 A Savannah St.	10 8			
							286 A Savannah St.	8 7			
							277 H Delaware St.	0 10			
							295 A UMES	5 4			

Non-Div. I Games:

Coppin St.



RPI	S	Opponent	Score	
295	A	UMES	2	3
295	A	UMES	8	1
295	H	UMES	17	5
295	H	UMES	12	2
295	H	UMES	9	2
297	A	Mt. St. Mary's	4	2
297	H	Mt. St. Mary's	13	10



Average RPI Win:	164	WON-LOST RECORD	WINNING PCT. RANK	LAST 10 GAMES	STRENGTH OF SCHEDULE	OPP. STRENGTH OF SCHEDULE	TEAM RPI	ADJ RPI	CONF. RPI	ADJ CONF. RPI	
DIV. I ONLY		8-27-0	.22857 285	2-8-0	90	215	243	.4418	242	23	23
DIV. I NON-CONF.		4-18-0	.18182 281	0-2-0	23	209	220	.45988	220	24	24
<hr/>											
TOTALS	RPI 1-25	RPI 26-50		W-L RECORDS	RPI 51-100		RPI 101-150		RPI 150+		
8-27-0	0-0-0	0-1-0		OVERALL	1-10-0		3-10-0		4-6-0		
5-14-0	0-0-0	0-0-0		HOME	1-7-0		1-3-0		3-4-0		
3-13-0	0-0-0	0-1-0		AWAY	0-3-0		2-7-0		1-2-0		
0-0-0	0-0-0	0-0-0		NEUTRAL	0-0-0		0-0-0		0-0-0		
<hr/>											
4-18-0	0-0-0	0-1-0		NON-CONFERENCE	0-8-0		2-7-0		2-2-0		
2-8-0	0-0-0	0-0-0		HOME	0-5-0		0-1-0		2-2-0		
2-10-0	0-0-0	0-0-		AWAY	0-3-0		2-6-0		0-0-0		
0-0-0	0-0-0	0-0-0		NEUTRAL	0-0-0		0-0-0		0-0-0		
<hr/>											
4-9-0	0-0-0	0-0-0		CONFERENCE	1-2-0		1-3-0		2-4-0		
3-6-0	0-0-0	0-0-0		HOME	1-2-0		1-2-0		1-2-0		
1-3-0	0-0-0	0-0-0		AWAY	0-0-0		0-1-0		1-2-0		
0-0-0	0-0-0	0-0-0		NEUTRAL	0-0-0		0-0-0		0-0-0		
<hr/>											
RPI S	Opponent	Score	RPI S	Opponent	Score	RPI S	Opponent	Score	RPI S	Opponent	Score
			34 A	Arizona St.	5 12	53 H	Washington	3 6	109 H	Sacramento St.	4 2
						54 H	UT Arlington	1 3	109 H	Sacramento St.	2 6
						54 H	UT Arlington	5 6	109 H	Sacramento St.	3 9
						54 H	UT Arlington	1 2	116 A	Pacific	5 6
						70 A	San Diego St.	5 6	116 A	Pacific	8 1
						70 A	San Diego St.	5 11	116 A	Pacific	6 9
						70 A	San Diego St.	8 12	117 A	UNLV	5 8
						74 H	Minnesota	2 3	117 A	UNLV	4 0
						96 H	California Baptist	11 1	117 A	UNLV	10 11
						96 H	California Baptist	2 4	124 A	Portland	1 7
						96 H	California Baptist	10 12	124 A	Portland	14 16
									124 H	Portland	4 8
									132 A	Grand Canyon	4 14
									182 H	Omaha	12 0
									182 H	Omaha	8 6
									182 H	Omaha	2 3
									182 H	Omaha	8 10
									230 A	CSU Bakersfield	0 9
									230 A	CSU Bakersfield	5 7
									230 A	CSU Bakersfield	7 6
									283 H	Utah Valley	5 6
									283 H	Utah Valley	2 4
									283 H	Utah Valley	8 5
<hr/>											
			LAST 10 GAMES								
			109 H	Sacramento St.	3 9	182 H	Omaha	8 6	283 H	Utah Valley	8 5
			116 A	Pacific	6 9	132 A	Grand Canyon	4 14			
			182 H	Omaha	8 10	34 A	Arizona St.	5 12			
			182 H	Omaha	2 3	109 H	Sacramento St.	2 6			
			182 H	Omaha	12 0	109 H	Sacramento St.	4 2			

Non-Div. I Games:

Seattle U



Average RPI Win:	200	WON-LOST	WINNING	LAST 10	STRENGTH OF	OPP. STRENGTH	TEAM	ADJ	CONF.	ADJ CONF.		
Average RPI Loss:	174	RECORD	PCT. RANK	GAMES	SCHEDULE	OF SCHEDULE	RPI	RPI	RPI	RPI		
DIV. I ONLY	10-24-0	.29412	261	4-6-0	122	280	244	.44084	243	25	25	
DIV. I NON-CONF.	5-17-0	.22727	271	1-2-0	44	280	218	.46237	217	25	25	
<hr/>												
TOTALS	RPI 1-25	RPI 26-50		W-L RECORDS		RPI 51-100		RPI 101-150		RPI 150+		
10-24-0	0-0-0	0-0-0		OVERALL		0-6-0		3-4-0		7-14-0		
7-9-0	0-0-0	0-0-0		HOME		0-0-0		2-3-0		5-6-0		
3-15-0	0-0-0	0-0-0		AWAY		0-6-0		1-1-0		2-8-0		
0-0-0	0-0-0	0-0-0		NEUTRAL		0-0-0		0-0-0		0-0-0		
5-17-0	0-0-0	0-0-0		NON-CONFERENCE		0-6-0		2-2-0		3-9-0		
2-5-0	0-0-0	0-0-0		HOME		0-0-0		1-1-0		1-4-0		
3-12-0	0-0-0	0-0-		AWAY		0-6-0		1-1-0		2-5-0		
0-0-0	0-0-0	0-0-0		NEUTRAL		0-0-0		0-0-0		0-0-0		
5-7-0	0-0-0	0-0-0		CONFERENCE		0-0-0		1-2-0		4-5-0		
5-4-0	0-0-0	0-0-0		HOME		0-0-0		1-2-0		4-2-0		
0-3-0	0-0-0	0-0-0		AWAY		0-0-0		0-0-0		0-3-0		
0-0-0	0-0-0	0-0-0		NEUTRAL		0-0-0		0-0-0		0-0-0		
RPI	S	Opponent	Score	RPI	S	Opponent	Score	RPI	S	Opponent	Score	
						85 A Wright St.	1 12	105 H Morehead St.		12	3	
						85 A Wright St.	0 13	135 H Central Mich.		2	6	
						96 A California Baptist	1 4	135 H Central Mich.		12	11	
						96 A California Baptist	4 7	135 H Central Mich.		3	5	
						96 A California Baptist	1 7	150 A Dayton		4	2	
						96 A California Baptist	2 8	150 A Dayton		5	15	
								150 H Dayton		5	12	
								164 H Ohio St.		8	10	
								165 A Marshall		3	4	
								165 H Marshall		1	6	
								183 A Wofford		2	5	
								183 A Wofford		6	4	
								183 A Wofford		0	2	
								209 H Army West Point		2	11	
								209 H Army West Point		6	8	
								209 H Army West Point		1	0	
								216 H Toledo		16	5	
								216 H Toledo		5	2	
								216 H Toledo		8	12	
								240 A USC Upstate		2	3	
								240 A USC Upstate		2	1	
								240 A USC Upstate		7	10	
								269 A Northern Ill.		6	7	
								269 A Northern Ill.		2	5	
								269 A Northern Ill.		1	5	
								272 H Bowling Green		12	4	
								272 H Bowling Green		12	2	
				LAST 10 GAMES								
				216 H Toledo	8	12	183 A Wofford	6	4	269 A Northern Ill.	6	7
				85 A Wright St.	0	13	85 A Wright St.	1	12	269 A Northern Ill.	2	5
				240 A USC Upstate	2	1	96 A California Baptist	1	4	269 A Northern Ill.	1	5
				240 A USC Upstate	7	10	165 A Marshall	3	4	272 H Bowling Green	12	4
				183 A Wofford	2	5	216 H Toledo	5	2	272 H Bowling Green	12	2

Non-Div. I Games:

Ohio



RPI	S	Opponent	Score
272	H	Bowling Green	3 7

Ohio

O  
h  
i  
o

O  
h  
i  
o



Average RPI Win: 249		WON-LOST RECORD		WINNING PCT. RANK		LAST 10 GAMES		STRENGTH OF SCHEDULE		OPP. STRENGTH OF SCHEDULE		TEAM RPI		ADJ RPI		CONF. RPI		ADJ CONF. RPI	
DIV. I ONLY		8-25-0		.24242 280		3-7-0		138		275		242		.44031 244		31		31	
DIV. I NON-CONF.		1-17-0		.05556 294		0-5-0		4		198		236		.44839 238		30		30	
TOTALS		RPI 1-25		RPI 26-50		W-L RECORDS		RPI 51-100		RPI 101-150		RPI 150+							
8-25-0		0-2-0		0-4-0		OVERALL		0-1-0		1-7-0		7-11-0							
2-4-0		0-0-0		0-0-0		HOME		0-0-0		0-0-0		2-4-0							
5-18-0		0-2-0		0-4-0		AWAY		0-1-0		0-4-0		5-7-0							
1-3-0		0-0-0		0-0-0		NEUTRAL		0-0-0		1-3-0		0-0-0							
1-17-0		0-2-0		0-4-0		NON-CONFERENCE		0-1-0		1-7-0		0-3-0							
0-0-0		0-0-0		0-0-0		HOME		0-0-0		0-0-0		0-0-0							
0-14-0		0-2-0		0-0-		AWAY		0-1-0		0-4-0		0-3-0							
1-3-0		0-0-0		0-0-0		NEUTRAL		0-0-0		1-3-0		0-0-0							
7-8-0		0-0-0		0-0-0		CONFERENCE		0-0-0		0-0-0		7-8-0							
2-4-0		0-0-0		0-0-0		HOME		0-0-0		0-0-0		2-4-0							
5-4-0		0-0-0		0-0-0		AWAY		0-0-0		0-0-0		5-4-0							
0-0-0		0-0-0		0-0-0		NEUTRAL		0-0-0		0-0-0		0-0-0							
RPI	S	Opponent		Score		RPI	S	Opponent		Score		RPI	S	Opponent		Score			
12	A	Mississippi St.		1	5	29	A	Baylor		3	13	78	A	Tulane		1	13		
19	A	LSU		5	16	29	A	Baylor		2	3			112 N Kansas		13	19		
						36	A	Texas		3	17			112 N Kansas		0	1		
						40	A	Oklahoma		3	17			112 N Kansas		1	7		
														112 N Kansas		8	3		
														143 A New Mexico St.		2	20		
														143 A New Mexico St.		8	24		
														143 A New Mexico St.		3	16		
														143 A New Mexico St.		6	38		
														190 A Lipscomb		2	17		
														190 A Lipscomb		5	11		
														190 A Lipscomb		1	11		
														198 H Southern U.		1	0		
														198 H Southern U.		0	1		
														198 H Southern U.		7	8		
														260 A Grambling		2	6		
														260 A Grambling		2	12		
														260 A Grambling		7	3		
														260 H Grambling		4	8		
														260 H Grambling		2	7		
														260 H Grambling		11	8		
														290 A Ark.-Pine Bluff		9	6		
														290 A Ark.-Pine Bluff		2	14		
														290 A Ark.-Pine Bluff		6	3		
														292 A Prairie View		3	5		
														292 A Prairie View		34	2		
														292 A Prairie View		7	5		
Non-Div. I Games:		Wiley		5	1	Huston-Tillotson		15	8	Huston-Tillotson		2	3	Wiley		11	6		
Texas Southern																			



Average RPI Win: 231		WON-LOST	WINNING	LAST 10	STRENGTH OF		OPP. STRENGTH	TEAM	ADJ	CONF.	ADJ CONF.						
Average RPI Loss: 145		RECORD	PCT. RANK	GAMES	SCHEDULE		OF SCHEDULE	RPI	RPI	RPI	RPI						
DIV. I ONLY		17-17-0	.5	145	281		229	245	.44029	245	17	17					
DIV. I NON-CONF.		15-12-0	.55556	124	298		272	259	.43073	258	15	15					
<hr/>																	
TOTALS		RPI 1-25		RPI 26-50		W-L RECORDS		RPI 51-100		RPI 101-150		RPI 150+					
17-17-0		1-3-0		0-0-0		OVERALL		1-3-0		1-2-0		14-9-0					
8-6-0		1-2-0		0-0-0		HOME		1-2-0		0-1-0		6-1-0					
4-8-0		0-1-0		0-0-0		AWAY		0-1-0		0-1-0		4-5-0					
5-3-0		0-0-0		0-0-0		NEUTRAL		0-0-0		1-0-0		4-3-0					
15-12-0		0-1-0		0-0-0		NON-CONFERENCE		0-0-0		1-2-0		14-9-0					
6-2-0		0-0-0		0-0-0		HOME		0-0-0		0-1-0		6-1-0					
4-7-0		0-1-0		0-0-		AWAY		0-0-0		0-1-0		4-5-0					
5-3-0		0-0-0		0-0-0		NEUTRAL		0-0-0		1-0-0		4-3-0					
2-5-0		1-2-0		0-0-0		CONFERENCE		1-3-0		0-0-0		0-0-0					
2-4-0		1-2-0		0-0-0		HOME		1-2-0		0-0-0		0-0-0					
0-1-0		0-0-0		0-0-0		AWAY		0-1-0		0-0-0		0-0-0					
0-0-0		0-0-0		0-0-0		NEUTRAL		0-0-0		0-0-0		0-0-0					
RPI	S	Opponent		Score		RPI	S	Opponent		Score		RPI	S	Opponent		Score	
16	H	Creighton		7 8								129	H	Eastern Ill.		0 2	
16	H	Creighton		5 0								135	N	Central Mich.		5 1	
16	H	Creighton		5 7								150	A	Dayton		1 6	
21	A	Indiana		3 9								154	A	Ball St.		5 12	
												157	H	Southern Ill.		5 4	
												167	A	New Orleans		1 2	
												169	A	Purdue		3 5	
												171	N	Rutgers		2 3	
												222	N	Pittsburgh		3 4	
												234	A	Valparaiso		9 2	
												234	A	Valparaiso		6 4	
												234	A	Valparaiso		2 5	
												238	A	North Ala.		5 8	
												246	H	Western Mich.		1 2	
												246	H	Western Mich.		10 0	
												246	H	Western Mich.		7 4	
												251	N	Hofstra		10 5	
												270	A	Northern Ky.		9 2	
												284	N	Rider		9 2	
												284	N	Rider		4 9	
												284	N	Rider		14 3	
												296	H	Purdue Fort Wayne		16 0	
												296	H	Purdue Fort Wayne		7 1	
												296	H	Purdue Fort Wayne		18 3	
												298	A	Alabama A&M		6 1	
												299	N	Saint Peter's		21 7	
<hr/>																	
LAST 10 GAMES																	
16	H	Creighton		5 0		75	A	Xavier		5 6		296	H	Purdue Fort Wayne		7 1	
16	H	Creighton		5 7		169	A	Purdue		3 5		296	H	Purdue Fort Wayne		18 3	
88	H	St. John's (NY)		4 5		16	H	Creighton		7 8		298	A	Alabama A&M		6 1	
88	H	St. John's (NY)		11 7		154	A	Ball St.		5 12		299	N	Saint Peter's		21 7	
284	N	Rider		9 2		88	H	St. John's (NY)		1 4							

Non-Div. I Games: Anderson (IN) 5 2

Butler



Average RPI Win:	215	WON-LOST	WINNING	LAST 10	STRENGTH OF	OPP. STRENGTH	TEAM	ADJ	CONF.	ADJ CONF.	
Average RPI Loss:	181	RECORD	PCT. RANK	GAMES	SCHEDULE	OF SCHEDULE	RPI	RPI	RPI	RPI	
DIV. I ONLY	11-22-0	.33333	247	5-5-0	265	206	246	.43919	246	25	25
DIV. I NON-CONF.	7-16-0	.30435	233	1-2-0	275	199	252	.43552	252	25	25
TOTALS	RPI 1-25	RPI 26-50	W-L RECORDS		RPI 51-100	RPI 101-150		RPI 150+			
11-22-0	0-0-0	0-0-0	OVERALL		1-3-0	2-5-0		8-14-0			
2-1-0	0-0-0	0-0-0	HOME		0-0-0	0-0-0		2-1-0			
6-20-0	0-0-0	0-0-0	AWAY		1-3-0	2-5-0		3-12-0			
3-1-0	0-0-0	0-0-0	NEUTRAL		0-0-0	0-0-0		3-1-0			
7-16-0	0-0-0	0-0-0	NON-CONFERENCE		1-3-0	1-3-0		5-10-0			
0-0-0	0-0-0	0-0-0	HOME		0-0-0	0-0-0		0-0-0			
4-15-0	0-0-0	0-0-	AWAY		1-3-0	1-3-0		2-9-0			
3-1-0	0-0-0	0-0-0	NEUTRAL		0-0-0	0-0-0		3-1-0			
4-6-0	0-0-0	0-0-0	CONFERENCE		0-0-0	1-2-0		3-4-0			
2-1-0	0-0-0	0-0-0	HOME		0-0-0	0-0-0		2-1-0			
2-5-0	0-0-0	0-0-0	AWAY		0-0-0	1-2-0		1-3-0			
0-0-0	0-0-0	0-0-0	NEUTRAL		0-0-0	0-0-0		0-0-0			
RPI S	Opponent	Score	RPI S	Opponent	Score	RPI S	Opponent	Score	RPI S	Opponent	Score
						67 A	Michigan	5 12	119 A	Notre Dame	12 2
						91 A	North Florida	4 10	131 A	South Fla.	9 10
						91 A	North Florida	10 1	131 A	South Fla.	6 7
						91 A	North Florida	2 11	131 A	South Fla.	6 9
									145 A	Kent St.	5 9
									145 A	Kent St.	11 1
									145 A	Kent St.	3 15
									154 A	Ball St.	15 20
									154 A	Ball St.	5 8
									154 A	Ball St.	3 10
									188 A	Michigan St.	2 3
									188 N	Michigan St.	2 5
									190 A	Lipscomb	5 13
									190 A	Lipscomb	17 5
									211 A	Belmont	1 2
									216 A	Toledo	6 3
									234 A	Valparaiso	1 11
									245 A	Butler	0 10
									245 A	Butler	2 1
									245 A	Butler	4 7
									266 N	Georgetown	22 1
			LAST 10 GAMES						269 H	Northern Ill.	10 4
			269 H	Northern Ill.	6 12	269 H	Northern Ill.	9 4	269 H	Northern Ill.	6 12
			269 H	Northern Ill.	10 4	119 A	Notre Dame	12 2	269 H	Northern Ill.	9 4
			190 A	Lipscomb	5 13	145 A	Kent St.	3 15	271 A	Southeast Mo. St.	4 8
			91 A	North Florida	4 10	145 A	Kent St.	11 1	271 A	Southeast Mo. St.	1 5
			234 A	Valparaiso	1 11	145 A	Kent St.	5 9	271 A	Southeast Mo. St.	8 9

Non-Div. I Games:

Western Mich.



RPI	S	Opponent	Score	
273	N	St. Bonaventure	8	3
287	N	Villanova	11	2

Western Mich.

W  
e  
s  
t  
e  
r  
n  
M  
i  
c  
h  
.

W  
e  
s  
t  
e  
r  
n  
M  
i  
c  
h  
.



Average RPI Win:	188	WON-LOST	WINNING	LAST 10	STRENGTH OF	OPP. STRENGTH	TEAM	ADJ	CONF.	ADJ CONF.			
Average RPI Loss:	132	RECORD	PCT. RANK	GAMES	SCHEDULE	OF SCHEDULE	RPI	RPI	RPI	RPI			
DIV. I ONLY		14-20-0	.41176	209	4-6-0	199	197	247	.43758	247	13	13	
DIV. I NON-CONF.		10-14-0	.41667	187	0	210	214	251	.43572	251	12	12	
<hr/>													
TOTALS	RPI 1-25	RPI 26-50		W-L RECORDS		RPI 51-100		RPI 101-150		RPI 150+			
14-20-0	0-0-0	1-3-0		OVERALL		3-5-0		1-3-0		9-9-0			
12-15-0	0-0-0	1-3-0		HOME		3-5-0		1-3-0		7-4-0			
2-5-0	0-0-0	0-0-0		AWAY		0-0-0		0-0-0		2-5-0			
0-0-0	0-0-0	0-0-0		NEUTRAL		0-0-0		0-0-0		0-0-0			
10-14-0	0-0-0	1-3-0		NON-CONFERENCE		2-2-0		1-3-0		6-6-0			
9-11-0	0-0-0	1-3-0		HOME		2-2-0		1-3-0		5-3-0			
1-3-0	0-0-0	0-0-		AWAY		0-0-0		0-0-0		1-3-0			
0-0-0	0-0-0	0-0-0		NEUTRAL		0-0-0		0-0-0		0-0-0			
4-6-0	0-0-0	0-0-0		CONFERENCE		1-3-0		0-0-0		3-3-0			
3-4-0	0-0-0	0-0-0		HOME		1-3-0		0-0-0		2-1-0			
1-2-0	0-0-0	0-0-0		AWAY		0-0-0		0-0-0		1-2-0			
0-0-0	0-0-0	0-0-0		NEUTRAL		0-0-0		0-0-0		0-0-0			
RPI	S	Opponent	Score	RPI	S	Opponent	Score	RPI	S	Opponent	Score		
				32	H	Oregon	7 6	52	H	UC Irvine	10 2		
				32	H	Oregon	7 8	52	H	UC Irvine	0 4		
				32	H	Oregon	3 4	52	H	UC Irvine	5 8		
				32	H	Oregon	1 3	80	H	Cal St. Fullerton	2 5		
								86	H	Iowa	4 6		
								86	H	Iowa	8 7		
								86	H	Iowa	8 10		
								86	H	Iowa	7 1		
										124	H	Portland	4 10
										124	H	Portland	4 7
										124	H	Portland	0 4
										124	H	Portland	9 5
										164	A	Ohio St.	15 3
										164	A	Ohio St.	5 7
										164	A	Ohio St.	5 6
										164	A	Ohio St.	4 6
										189	A	UC Riverside	3 4
										189	A	UC Riverside	15 3
										189	A	UC Riverside	5 16
										230	H	CSU Bakersfield	7 4
										230	H	CSU Bakersfield	4 5
										230	H	CSU Bakersfield	0 2
										230	H	CSU Bakersfield	4 8
										253	H	UC Davis	9 5
										253	H	UC Davis	3 6
										253	H	UC Davis	13 6
										291	H	Longwood	5 4
										291	H	Longwood	8 4
										291	H	Longwood	9 3
										291	H	Longwood	9 1
<hr/>													
LAST 10 GAMES													
				86	H	Iowa	4 6	189	A	UC Riverside	5 16		
				124	H	Portland	9 5	253	H	UC Davis	13 6		
				80	H	Cal St. Fullerton	2 5	253	H	UC Davis	3 6		
				189	A	UC Riverside	3 4	253	H	UC Davis	9 5		
				189	A	UC Riverside	15 3	52	H	UC Irvine	0 4		

Non-Div. I Games:

Hawaii



Average RPI Win: 245		WON-LOST RECORD	WINNING PCT. RANK		LAST 10 GAMES	STRENGTH OF SCHEDULE	OPP. STRENGTH OF SCHEDULE	TEAM RPI	ADJ RPI		CONF. RPI	ADJ CONF. RPI
Average RPI Loss: 152												
DIV. I ONLY		8-25-0	.24242	280	4-6-0	170	265	248	.43662	248	24	24
DIV. I NON-CONF.		2-16-0	.11111	292	2-2-0	106	283	278	.41314	278	20	20
<hr/>												
TOTALS		RPI 1-25		RPI 26-50		W-L RECORDS		RPI 51-100		RPI 101-150		RPI 150+
8-25-0		0-0-0		0-0-0		OVERALL		0-3-0		2-12-0		6-10-0
3-2-0		0-0-0		0-0-0		HOME		0-0-0		2-2-0		1-0-0
5-23-0		0-0-0		0-0-0		AWAY		0-3-0		0-10-0		5-10-0
0-0-0		0-0-0		0-0-0		NEUTRAL		0-0-0		0-0-0		0-0-0
2-16-0		0-0-0		0-0-0		NON-CONFERENCE		0-0-0		0-11-0		2-5-0
1-1-0		0-0-0		0-0-0		HOME		0-0-0		0-1-0		1-0-0
1-15-0		0-0-0		0-0-		AWAY		0-0-0		0-10-0		1-5-0
0-0-0		0-0-0		0-0-0		NEUTRAL		0-0-0		0-0-0		0-0-0
6-9-0		0-0-0		0-0-0		CONFERENCE		0-3-0		2-1-0		4-5-0
2-1-0		0-0-0		0-0-0		HOME		0-0-0		2-1-0		0-0-0
4-8-0		0-0-0		0-0-0		AWAY		0-3-0		0-0-0		4-5-0
0-0-0		0-0-0		0-0-0		NEUTRAL		0-0-0		0-0-0		0-0-0
RPI	S	Opponent	Score	RPI	S	Opponent	Score	RPI	S	Opponent	Score	
						85 A Wright St.	2 6			104 A Miami (OH)	2 10	
						85 A Wright St.	3 11			104 A Miami (OH)	3 5	
						85 A Wright St.	4 16			104 A Miami (OH)	3 14	
										105 A Morehead St.	0 11	
										105 A Morehead St.	3 16	
										105 A Morehead St.	3 4	
										105 A Morehead St.	12 13	
										127 A Western Caro.	8 9	
										127 A Western Caro.	2 12	
										127 A Western Caro.	9 21	
										135 H Central Mich.	10 24	
										149 H Milwaukee	1 15	
										149 H Milwaukee	12 5	
										149 H Milwaukee	3 1	
										184 A Eastern Ky.	10 16	
										184 A Eastern Ky.	6 11	
										184 A Eastern Ky.	1 2	
										186 A UIC	1 3	
										186 A UIC	2 4	
										186 A UIC	2 7	
										216 A Toledo	8 19	
										270 A Northern Ky.	4 0	
										270 A Northern Ky.	8 5	
										270 A Northern Ky.	2 3	
										272 A Bowling Green	3 6	
										279 A Youngstown St.	8 0	
										279 A Youngstown St.	7 5	
<hr/>												
LAST 10 GAMES												
						85 A Wright St.	3 11			104 A Miami (OH)	2 10	
						85 A Wright St.	4 16			105 A Morehead St.	0 11	
						149 H Milwaukee	12 5			105 A Morehead St.	3 16	
						149 H Milwaukee	1 15			127 A Western Caro.	8 9	
						279 A Youngstown St.	8 0			127 A Western Caro.	2 12	

Non-Div. I Games:

Oakland



RPI	S	Opponent	Score	
279	A	Youngstown St.	5	6
280	A	Eastern Mich.	14	8
280	H	Eastern Mich.	10	9

Oakland

O  
a  
k  
l  
a  
n  
d

O  
a  
k  
l  
a  
n  
d



Average RPI Win: 219		WON-LOST	WINNING	LAST 10	STRENGTH OF		OPP. STRENGTH	TEAM	ADJ	CONF.	ADJ CONF.
Average RPI Loss: 175		RECORD	PCT. RANK	GAMES	SCHEDULE		OF SCHEDULE	RPI	RPI	RPI	RPI
DIV. I ONLY		8-21-0	.27586	269	4-6-0		191	273	249	.43627	249
DIV. I NON-CONF.		4-13-0	.23529	267	1-2-0		251	278	275	.41374	275
TOTALS		RPI 1-25	RPI 26-50		W-L RECORDS		RPI 51-100		RPI 101-150		RPI 150+
8-21-0	0-0-0	0-0-0		OVERALL		0-4-0		2-6-0		6-11-0	
2-3-0	0-0-0	0-0-0		HOME		0-0-0		0-0-0		2-3-0	
5-16-0	0-0-0	0-0-0		AWAY		0-4-0		2-6-0		3-6-0	
1-2-0	0-0-0	0-0-0		NEUTRAL		0-0-0		0-0-0		1-2-0	
4-13-0	0-0-0	0-0-0		NON-CONFERENCE		0-4-0		0-2-0		4-7-0	
1-1-0	0-0-0	0-0-0		HOME		0-0-0		0-0-0		1-1-0	
3-12-0	0-0-0	0-0-0		AWAY		0-4-0		0-2-0		3-6-0	
0-0-0	0-0-0	0-0-0		NEUTRAL		0-0-0		0-0-0		0-0-0	
4-8-0	0-0-0	0-0-0		CONFERENCE		0-0-0		2-4-0		2-4-0	
1-2-0	0-0-0	0-0-0		HOME		0-0-0		0-0-0		1-2-0	
2-4-0	0-0-0	0-0-0		AWAY		0-0-0		2-4-0		0-0-0	
1-2-0	0-0-0	0-0-0		NEUTRAL		0-0-0		0-0-0		1-2-0	
RPI S	Opponent	Score	RPI S	Opponent	Score	RPI S	Opponent	Score	RPI S	Opponent	Score
						95 A	UNC Greensboro	2 3	122 A	Old Dominion	1 15
						95 A	UNC Greensboro	3 5	122 A	Old Dominion	1 3
						95 A	UNC Greensboro	3 5	125 A	Harvard	0 12
						95 A	UNC Greensboro	2 6	125 A	Harvard	16 9
									125 A	Harvard	3 5
									148 A	Penn	9 15
									148 A	Penn	7 2
									148 A	Penn	0 1
									159 H	Columbia	8 6
									159 H	Columbia	1 2
									159 H	Columbia	2 8
									174 A	Richmond	1 4
									202 H	Seton Hall	2 7
									237 N	Dartmouth	8 10
									237 N	Dartmouth	8 2
									237 N	Dartmouth	3 23
									263 A	Monmouth	6 11
									266 A	Georgetown	5 0
									266 A	Georgetown	10 6
									266 A	Georgetown	6 9
									266 A	Georgetown	6 10
									268 A	George Mason	6 7
									268 A	George Mason	0 6
									268 A	George Mason	5 3
									284 H	Rider	11 0
LAST 10 GAMES											
						148 A	Penn	9 15	95 A	UNC Greensboro	3 5
						125 A	Harvard	0 12	266 A	Georgetown	6 9
						95 A	UNC Greensboro	3 5	148 A	Penn	7 2
						237 N	Dartmouth	8 10	125 A	Harvard	16 9
						159 H	Columbia	8 6	284 H	Rider	11 0

Non-Div. I Games:

Princeton



Average RPI Win:	241	WON-LOST	WINNING	LAST 10	STRENGTH OF	OPP. STRENGTH	TEAM	ADJ	CONF.	ADJ CONF.	
Average RPI Loss:	173	RECORD	PCT. RANK	GAMES	SCHEDULE	OF SCHEDULE	RPI	RPI	RPI	RPI	
DIV. I ONLY	21-16-0	.56757	103	6-4-0	294	228	250	.43543	250	18	18
DIV. I NON-CONF.	16-9-0	.64	80	3-1-0	296	259	244	.44061	244	23	23
<hr/>											
TOTALS	RPI 1-25	RPI 26-50		W-L RECORDS		RPI 51-100		RPI 101-150		RPI 150+	
21-16-0	0-0-0	0-0-0		OVERALL		1-4-0		2-4-0		18-8-0	
15-9-0	0-0-0	0-0-0		HOME		1-0-0		1-2-0		13-7-0	
6-7-0	0-0-0	0-0-0		AWAY		0-4-0		1-2-0		5-1-0	
0-0-0	0-0-0	0-0-0		NEUTRAL		0-0-0		0-0-0		0-0-0	
16-9-0	0-0-0	0-0-0		NON-CONFERENCE		1-4-0		0-0-0		15-5-0	
13-5-0	0-0-0	0-0-0		HOME		1-0-0		0-0-0		12-5-0	
3-4-0	0-0-0	0-0-		AWAY		0-4-0		0-0-0		3-0-0	
0-0-0	0-0-0	0-0-0		NEUTRAL		0-0-0		0-0-0		0-0-0	
5-7-0	0-0-0	0-0-0		CONFERENCE		0-0-0		2-4-0		3-3-0	
2-4-0	0-0-0	0-0-0		HOME		0-0-0		1-2-0		1-2-0	
3-3-0	0-0-0	0-0-0		AWAY		0-0-0		1-2-0		2-1-0	
0-0-0	0-0-0	0-0-0		NEUTRAL		0-0-0		0-0-0		0-0-0	
RPI	S	Opponent	Score	RPI	S	Opponent	Score	RPI	S	Opponent	Score
						78 A Tulane	2 3			101 H Rhode Island	1 19
						78 A Tulane	6 7			101 H Rhode Island	1 6
						78 A Tulane	6 16			101 H Rhode Island	4 3
						90 A William & Mary	1 2			139 A Massachusetts	4 2
						90 H William & Mary	8 4			139 A Massachusetts	4 10
										139 A Massachusetts	0 8
										220 A UMBC	11 6
										220 H UMBC	12 14
										228 H Manhattan	8 12
										228 H Manhattan	7 6
										228 H Manhattan	18 7
										233 H Saint Joseph's	10 4
										233 H Saint Joseph's	2 4
										233 H Saint Joseph's	12 18
										241 A Coppin St.	7 1
										256 H UMass Lowell	5 4
										256 H UMass Lowell	1 12
										256 H UMass Lowell	9 6
										265 A Towson	4 3
										265 H Towson	13 8
										266 H Georgetown	4 14
										267 H Iona	2 8
										267 H Iona	6 2
										267 H Iona	15 7
										268 A George Mason	8 5
										268 A George Mason	16 7
										268 A George Mason	2 13
										265 A Towson	4 3
										268 A George Mason	2 13
LAST 10 GAMES											
						90 A William & Mary	1 2			220 A UMBC	11 6
						139 A Massachusetts	4 2			268 A George Mason	8 5
						139 A Massachusetts	4 10			268 A George Mason	2 13
						139 A Massachusetts	0 8			268 A George Mason	16 7
						90 H William & Mary	8 4			265 A Towson	4 3
										268 A George Mason	2 13

Non-Div. I Games:

George Washington



RPI	S	Opponent	Score	
277	H	Delaware St.	18	1
295	H	UMES	15	3
299	H	Saint Peter's	7	5
299	H	Saint Peter's	9	0
299	H	Saint Peter's	20	0

George Washington

G  
e  
o  
r  
g  
e  
W  
a  
s  
h  
i  
n  
g  
t  
o  
n

G  
e  
o  
r  
g  
e  
W  
a  
s  
h  
i  
n  
g  
t  
o  
n



Average RPI Win: 194		WON-LOST	WINNING	LAST 10	STRENGTH OF	OPP. STRENGTH	TEAM	ADJ	CONF.	ADJ CONF.		
Average RPI Loss: 158		RECORD	PCT. RANK	GAMES	SCHEDULE	OF SCHEDULE	RPI	RPI	RPI	RPI		
DIV. I ONLY		8-24-0	.25	277	4-6-0	163	247	251	.4353	251	15	15
DIV. I NON-CONF.		6-17-0	.26087	250	2-2-0	118	281	233	.45136	233	16	16
<hr/>												
TOTALS		RPI 1-25		RPI 26-50		W-L RECORDS		RPI 51-100		RPI 101-150		RPI 150+
8-24-0		0-0-0		0-0-0		OVERALL		2-10-0		0-1-0		6-13-0
3-4-0		0-0-0		0-0-0		HOME		0-0-0		0-0-0		3-4-0
4-16-0		0-0-0		0-0-0		AWAY		2-10-0		0-0-0		2-6-0
1-4-0		0-0-0		0-0-0		NEUTRAL		0-0-0		0-1-0		1-3-0
6-17-0		0-0-0		0-0-0		NON-CONFERENCE		2-7-0		0-1-0		4-9-0
2-2-0		0-0-0		0-0-0		HOME		0-0-0		0-0-0		2-2-0
3-11-0		0-0-0		0-0-		AWAY		2-7-0		0-0-0		1-4-0
1-4-0		0-0-0		0-0-0		NEUTRAL		0-0-0		0-1-0		1-3-0
2-7-0		0-0-0		0-0-0		CONFERENCE		0-3-0		0-0-0		2-4-0
1-2-0		0-0-0		0-0-0		HOME		0-0-0		0-0-0		1-2-0
1-5-0		0-0-0		0-0-0		AWAY		0-3-0		0-0-0		1-2-0
0-0-0		0-0-0		0-0-0		NEUTRAL		0-0-0		0-0-0		0-0-0
RPI	S	Opponent	Score	RPI	S	Opponent	Score	RPI	S	Opponent	Score	
						65 A Liberty	10 5	135 N Central Mich.	7	24		
						65 A Liberty	0 1	171 A Rutgers	6	4		
						65 A Liberty	1 9	177 A Northeastern	7	1		
						82 A Incarnate Word	3 2	177 A Northeastern	3	7		
						82 A Incarnate Word	1 12	177 A Northeastern	1	5		
						82 A Incarnate Word	1 9	179 A Fordham	3	4		
						82 A Incarnate Word	1 11	179 A Fordham	3	4		
						83 A Col. of Charleston	4 7	181 H Fairfield	7	9		
						83 A Col. of Charleston	0 16	209 A Army West Point	5	9		
						83 A Col. of Charleston	0 9	221 H LIU Brooklyn	1	10		
						88 A St. John's (NY)	1 9	222 N Pittsburgh	0	1		
						88 A St. John's (NY)	0 9	228 H Manhattan	2	0		
								245 N Butler	5	10		
								263 A Monmouth	2	3		
								263 H Monmouth	4	1		
								265 H Towson	2	5		
								265 H Towson	12	6		
								265 H Towson	5	8		
								267 N Iona	2	4		
								299 N Saint Peter's	14	9		
<hr/>												
LAST 10 GAMES												
		181 H Fairfield	7 9			82 A Incarnate Word	1 12					
		83 A Col. of Charleston	0 16			171 A Rutgers	6 4					
		83 A Col. of Charleston	4 7			265 H Towson	12 6					
		267 N Iona	2 4			265 H Towson	2 5					
		299 N Saint Peter's	14 9			265 H Towson	5 8					

Non-Div. I Games:

Hofstra



Average RPI Win:	225	WON-LOST RECORD	WINNING PCT. RANK	LAST 10 GAMES		STRENGTH OF SCHEDULE	OPP. STRENGTH OF SCHEDULE	TEAM RPI	ADJ RPI	CONF. RPI	ADJ CONF. RPI
Average RPI Loss:	224										
DIV. I ONLY		14-17-0	.45161 183	5-5-0		287	267	252	.4352 252	22	22
DIV. I NON-CONF.		8-11-0	.42105 186	1-2-0		290	287	250	.43706 250	19	19
TOTALS	RPI 1-25		RPI 26-50	W-L RECORDS		RPI 51-100			RPI 101-150		RPI 150+
14-17-0	0-0-0		0-0-0	OVERALL		0-1-0			2-0-0		12-16-0
3-4-0	0-0-0		0-0-0	HOME		0-0-0			0-0-0		3-4-0
9-11-0	0-0-0		0-0-0	AWAY		0-1-0			1-0-0		8-10-0
2-2-0	0-0-0		0-0-0	NEUTRAL		0-0-0			1-0-0		1-2-0
8-11-0	0-0-0		0-0-0	NON-CONFERENCE		0-1-0			2-0-0		6-10-0
0-1-0	0-0-0		0-0-0	HOME		0-0-0			0-0-0		0-1-0
6-8-0	0-0-0		0-0-	AWAY		0-1-0			1-0-0		5-7-0
2-2-0	0-0-0		0-0-0	NEUTRAL		0-0-0			1-0-0		1-2-0
6-6-0	0-0-0		0-0-0	CONFERENCE		0-0-0			0-0-0		6-6-0
3-3-0	0-0-0		0-0-0	HOME		0-0-0			0-0-0		3-3-0
3-3-0	0-0-0		0-0-0	AWAY		0-0-0			0-0-0		3-3-0
0-0-0	0-0-0		0-0-0	NEUTRAL		0-0-0			0-0-0		0-0-0
RPI S Opponent Score			RPI S Opponent Score			RPI S Opponent Score			RPI S Opponent Score		
						88 A St. John's (NY) 4 5			120 A Marist 10 2		
									139 N Massachusetts 7 6		
									175 H Binghamton 1 11		
									175 H Binghamton 3 15		
									175 H Binghamton 4 3		
									203 A Hartford 6 7		
									203 A Hartford 5 6		
									203 A Hartford 8 6		
									220 H UMBC 4 3		
									220 H UMBC 7 2		
									220 H UMBC 1 7		
									228 A Manhattan 3 5		
									228 A Manhattan 4 6		
									228 A Manhattan 5 2		
									229 A La Salle 6 13		
									229 A La Salle 6 5		
									229 A La Salle 0 9		
									236 A Central Conn. St. 6 9		
									241 N Coppin St. 3 15		
									241 N Coppin St. 2 6		
									241 N Coppin St. 4 0		
				LAST 10 GAMES					256 A UMass Lowell 8 11		
				228 A Manhattan 5 2		256 A UMass Lowell 11 3			256 A UMass Lowell 5 2		
				299 A Saint Peter's 9 7		291 A Longwood 0 9			256 A UMass Lowell 11 3		
				229 A La Salle 6 13		203 A Hartford 5 6			267 A Iona 5 4		
				241 N Coppin St. 4 0		220 H UMBC 4 3			267 H Iona 1 13		
				228 A Manhattan 4 6		229 A La Salle 0 9			291 A Longwood 13 2		

**Non-Div. I Games:**

Albany (NY)



Albany (NY)



Average RPI Win:		224	WON-LOST RECORD		WINNING PCT. RANK		LAST 10 GAMES		STRENGTH OF SCHEDULE		OPP. STRENGTH OF SCHEDULE		TEAM RPI		ADJ RPI		CONF. RPI		ADJ CONF. RPI				
DIV. I ONLY			11-19-0		.36667 235		3-7-0		222		180		253		.43509 253		13		13				
DIV. I NON-CONF.			8-12-0		.4 193		2-1-0		221		223		240		.44732 240		12		12				
TOTALS		RPI 1-25		RPI 26-50		W-L RECORDS		RPI 51-100		RPI 101-150		RPI 150+											
11-19-0		1-1-0		0-3-0		OVERALL		0-3-0		1-7-0		9-5-0											
9-7-0		0-0-0		0-0-0		HOME		0-0-0		1-5-0		8-2-0											
2-12-0		1-1-0		0-3-0		AWAY		0-3-0		0-2-0		1-3-0											
0-0-0		0-0-0		0-0-0		NEUTRAL		0-0-0		0-0-0		0-0-0											
8-12-0		1-0-0		0-3-0		NON-CONFERENCE		0-3-0		1-4-0		6-2-0											
7-3-0		0-0-0		0-0-0		HOME		0-0-0		1-2-0		6-1-0											
1-9-0		1-0-0		0-0-		AWAY		0-3-0		0-2-0		0-1-0											
0-0-0		0-0-0		0-0-0		NEUTRAL		0-0-0		0-0-0		0-0-0											
3-7-0		0-1-0		0-0-0		CONFERENCE		0-0-0		0-3-0		3-3-0											
2-4-0		0-0-0		0-0-0		HOME		0-0-0		0-3-0		2-1-0											
1-3-0		0-1-0		0-0-0		AWAY		0-0-0		0-0-0		1-2-0											
0-0-0		0-0-0		0-0-0		NEUTRAL		0-0-0		0-0-0		0-0-0											
RPI	S	Opponent		Score		RPI	S	Opponent		Score		RPI	S	Opponent		Score							
5	A	UC Santa Barbara		8	9	34	A	Arizona St.		2	3	55	A	Pepperdine		0	1	109	A	Sacramento St.		2	8
10	A	Stanford		8	6	34	A	Arizona St.		2	17	55	A	Pepperdine		0	4	116	A	Pacific		8	13
						34	A	Arizona St.		3	13	55	A	Pepperdine		3	15	116	H	Pacific		7	0
																		116	H	Pacific		9	11
																		136	H	Cal Poly		5	6
																		136	H	Cal Poly		5	8
																		136	H	Cal Poly		1	5
																		140	H	Nevada		4	5
																		189	H	UC Riverside		10	2
																		189	H	UC Riverside		8	6
																		189	H	UC Riverside		3	4
																		247	A	Hawaii		6	13
																		247	A	Hawaii		6	3
																		247	A	Hawaii		5	9
																		282	A	Santa Clara		0	9
																		283	H	Utah Valley		7	4
																		283	H	Utah Valley		9	11
																		283	H	Utah Valley		4	2
																		283	H	Utah Valley		7	1
																		289	H	Northern Colo.		12	0
																		289	H	Northern Colo.		11	2
																		289	H	Northern Colo.		9	2
						LAST 10 GAMES																	
						283	H	Utah Valley		7	4	136	H	Cal Poly		1	5						
						5	A	UC Santa Barbara		8	9	116	A	Pacific		8	13						
						10	A	Stanford		8	6	247	A	Hawaii		6	13						
						136	H	Cal Poly		5	6	247	A	Hawaii		6	3						
						136	H	Cal Poly		5	8	247	A	Hawaii		5	9						

Non-Div. I Games:

UC Davis



Average RPI Win:	197	WON-LOST	WINNING	LAST 10	STRENGTH OF	OPP. STRENGTH	TEAM	ADJ	CONF.	ADJ CONF.					
Average RPI Loss:	157	RECORD	PCT. RANK	GAMES	SCHEDULE	OF SCHEDULE	RPI	RPI	RPI	RPI					
DIV. I ONLY		10-29-0	.25641	276	4-6-0	124	237	254	.43383	254	16	16			
DIV. I NON-CONF.		5-20-0	.2	275	1-1-0	167	221	280	.41017	280	18	18			
<hr/>															
TOTALS	RPI 1-25	RPI 26-50		W-L RECORDS		RPI 51-100		RPI 101-150		RPI 150+					
10-29-0	0-3-0	0-1-0		OVERALL		0-1-0		3-7-0		7-17-0					
6-15-0	0-0-0	0-1-0		HOME		0-0-0		3-4-0		3-10-0					
2-14-0	0-3-0	0-0-0		AWAY		0-1-0		0-3-0		2-7-0					
2-0-0	0-0-0	0-0-0		NEUTRAL		0-0-0		0-0-0		2-0-0					
<hr/>															
5-20-0	0-3-0	0-1-0		NON-CONFERENCE		0-1-0		0-4-0		5-11-0					
3-10-0	0-0-0	0-1-0		HOME		0-0-0		0-1-0		3-8-0					
0-10-0	0-3-0	0-0-		AWAY		0-1-0		0-3-0		0-3-0					
2-0-0	0-0-0	0-0-0		NEUTRAL		0-0-0		0-0-0		2-0-0					
<hr/>															
5-9-0	0-0-0	0-0-0		CONFERENCE		0-0-0		3-3-0		2-6-0					
3-5-0	0-0-0	0-0-0		HOME		0-0-0		3-3-0		0-2-0					
2-4-0	0-0-0	0-0-0		AWAY		0-0-0		0-0-0		2-4-0					
0-0-0	0-0-0	0-0-0		NEUTRAL		0-0-0		0-0-0		0-0-0					
<hr/>															
RPI S	Opponent	Score		RPI S	Opponent	Score		RPI S	Opponent	Score					
23 A	Clemson	6	8	35 H	Virginia Tech	1	13	66 A	VCU	2	15	103 H	ETSU	6	0
23 A	Clemson	6	11									103 H	ETSU	7	6
23 A	Clemson	2	8									103 H	ETSU	3	14
												111 A	Virginia	0	9
												122 A	Old Dominion	0	5
												134 H	Samford	4	13
												134 H	Samford	5	4
												134 H	Samford	0	4
												144 A	James Madison	4	5
												144 H	James Madison	8	9
												156 A	Radford	5	7
												156 H	Radford	5	14
												165 H	Marshall	6	7
												174 H	Richmond	11	10
												175 H	Binghamton	1	2
												175 H	Binghamton	4	8
												175 H	Binghamton	2	4
												183 A	Wofford	4	15
												183 A	Wofford	5	4
												183 A	Wofford	4	19
												194 H	Mercer	1	2
												194 H	Mercer	0	3
												201 A	UNCW	3	5
												201 A	UNCW	2	5
												233 N	Saint Joseph's	9	4
												233 N	Saint Joseph's	9	3
												258 H	Lehigh	0	1
<hr/>															
				LAST 10 GAMES											
				194 H	Mercer	0	3	270 H	Northern Ky.	6	7				
				194 H	Mercer	1	2	270 H	Northern Ky.	8	3				
				183 A	Wofford	5	4	111 A	Virginia	0	9				
				183 A	Wofford	4	15	233 N	Saint Joseph's	9	4				
				165 H	Marshall	6	7	201 A	UNCW	3	5				

Non-Div. I Games:

VMI



RPI	S	Opponent	Score	
258	H	Lehigh	11	1
258	H	Lehigh	13	15
270	H	Northern Ky.	6	7
270	H	Northern Ky.	8	3
278	A	The Citadel	9	5
278	A	The Citadel	0	1
278	A	The Citadel	2	3

VMI

V  
M  
I

V  
M  
I



Average RPI Win: 239		WON-LOST	WINNING	LAST 10	STRENGTH OF	OPP. STRENGTH	TEAM	ADJ	CONF.	ADJ CONF.							
Average RPI Loss: 177		RECORD	PCT. RANK	GAMES	SCHEDULE	OF SCHEDULE	RPI	RPI	RPI	RPI							
DIV. I ONLY		12-20-0	.375	231	6-4-0	226	271	255	.43339	255	27	27					
DIV. I NON-CONF.		4-13-0	.23529	267	0-3-0	190	248	247	.43839	247	28	28					
<hr/>																	
TOTALS		RPI 1-25		RPI 26-50		W-L RECORDS		RPI 51-100		RPI 101-150		RPI 150+					
12-20-0		0-2-0		0-0-0		OVERALL		0-2-0		0-0-0		12-16-0					
8-5-0		0-0-0		0-0-0		HOME		0-1-0		0-0-0		8-4-0					
2-14-0		0-2-0		0-0-0		AWAY		0-1-0		0-0-0		2-11-0					
2-1-0		0-0-0		0-0-0		NEUTRAL		0-0-0		0-0-0		2-1-0					
4-13-0		0-2-0		0-0-0		NON-CONFERENCE		0-2-0		0-0-0		4-9-0					
0-1-0		0-0-0		0-0-0		HOME		0-1-0		0-0-0		0-0-0					
2-11-0		0-2-0		0-0-		AWAY		0-1-0		0-0-0		2-8-0					
2-1-0		0-0-0		0-0-0		NEUTRAL		0-0-0		0-0-0		2-1-0					
8-7-0		0-0-0		0-0-0		CONFERENCE		0-0-0		0-0-0		8-7-0					
8-4-0		0-0-0		0-0-0		HOME		0-0-0		0-0-0		8-4-0					
0-3-0		0-0-0		0-0-0		AWAY		0-0-0		0-0-0		0-3-0					
0-0-0		0-0-0		0-0-0		NEUTRAL		0-0-0		0-0-0		0-0-0					
RPI	S	Opponent		Score		RPI	S	Opponent		Score		RPI	S	Opponent		Score	
7	A	Arkansas		1	11							157	A	Southern Ill.		1	8
7	A	Arkansas		0	8							157	A	Southern Ill.		1	6
												157	A	Southern Ill.		1	16
												182	A	Omaha		3	4
												182	A	Omaha		5	15
												182	A	Omaha		2	8
												187	H	South Dakota St.		10	6
												187	H	South Dakota St.		6	7
												187	H	South Dakota St.		4	7
												193	N	Saint Louis		2	8
												193	N	Saint Louis		5	4
												193	N	Saint Louis		3	0
												214	H	Oral Roberts		8	5
												214	H	Oral Roberts		7	3
												214	H	Oral Roberts		11	7
												223	A	SIUE		3	13
												226	H	North Dakota St.		4	5
												226	H	North Dakota St.		1	11
												226	H	North Dakota St.		9	6
												271	A	Southeast Mo. St.		5	2
												271	A	Southeast Mo. St.		2	14
												271	A	Southeast Mo. St.		9	2
												276	A	Tennessee Tech		3	8
												276	A	Tennessee Tech		2	3
												276	A	Tennessee Tech		4	7
												296	H	Purdue Fort Wayne		14	4
												296	H	Purdue Fort Wayne		10	0
<hr/>																	
LAST 10 GAMES																	
												296	H	Purdue Fort Wayne		10	0
												296	H	Purdue Fort Wayne		4	2
												182	A	Omaha		5	15
												182	A	Omaha		3	4
												226	H	North Dakota St.		1	11
												187	H	South Dakota St.		6	7
												193	N	Saint Louis		3	0
												157	A	Southern Ill.		1	6
												276	A	Tennessee Tech		4	7
												276	A	Tennessee Tech		3	8

Non-Div. I Games: St. Ambrose 13 3 Iowa Wesleyan 16 3

Western Ill.



Western Illinois.

Western Illinois.

Western Ill.



Average RPI Win: 203		WON-LOST	WINNING	LAST 10	STRENGTH OF		OPP. STRENGTH	TEAM	ADJ	CONF.	ADJ CONF.
Average RPI Loss: 132		RECORD	PCT. RANK	GAMES	SCHEDULE		OF SCHEDULE	RPI	RPI	RPI	RPI
DIV. I ONLY		7-26-0	.21212 293	2-8-0	166		163	256	.43276 256	22	22
DIV. I NON-CONF.		3-18-0	.14286 289	0-2-0	46		118	221	.45949 221	19	19
TOTALS		RPI 1-25	RPI 26-50	W-L RECORDS	RPI 51-100		RPI 101-150	RPI 150+			
7-26-0	0-6-0		0-1-0	OVERALL	0-4-0		1-1-0	6-14-0			
3-5-0	0-0-0		0-0-0	HOME	0-0-0		1-1-0	2-4-0			
4-21-0	0-6-0		0-1-0	AWAY	0-4-0		0-0-0	4-10-0			
0-0-0	0-0-0		0-0-0	NEUTRAL	0-0-0		0-0-0	0-0-0			
3-18-0	0-6-0		0-1-0	NON-CONFERENCE	0-4-0		1-1-0	2-6-0			
1-1-0	0-0-0		0-0-0	HOME	0-0-0		1-1-0	0-0-0			
2-17-0	0-6-0		0-0-0	AWAY	0-4-0		0-0-0	2-6-0			
0-0-0	0-0-0		0-0-0	NEUTRAL	0-0-0		0-0-0	0-0-0			
4-8-0	0-0-0		0-0-0	CONFERENCE	0-0-0		0-0-0	4-8-0			
2-4-0	0-0-0		0-0-0	HOME	0-0-0		0-0-0	2-4-0			
2-4-0	0-0-0		0-0-0	AWAY	0-0-0		0-0-0	2-4-0			
0-0-0	0-0-0		0-0-0	NEUTRAL	0-0-0		0-0-0	0-0-0			
RPI S	Opponent	Score	RPI S	Opponent	Score	RPI S	Opponent	Score	RPI S	Opponent	Score
6 A	Georgia	5 13	28 A	UConn	4 9	89 A	Arizona	4 12	101 H	Rhode Island	6 17
6 A	Georgia	2 6				89 A	Arizona	4 19	120 H	Marist	10 4
6 A	Georgia	5 12				89 A	Arizona	5 20	156 A	Radford	3 8
20 A	North Carolina	0 5				89 A	Arizona	4 18	156 A	Radford	7 6
20 A	North Carolina	2 14							172 A	Penn St.	1 3
20 A	North Carolina	7 14							172 A	Penn St.	2 3
									172 A	Penn St.	6 7
									191 A	Maine	3 5
									191 A	Maine	4 18
									191 A	Maine	1 5
									203 H	Hartford	0 5
									203 H	Hartford	5 7
									203 H	Hartford	3 2
									220 A	UMBC	8 2
									220 A	UMBC	8 3
									220 A	UMBC	5 8
									250 A	George Washington	6 9
									250 A	George Washington	4 5
									250 A	George Washington	12 1
									252 H	Albany (NY)	11 8
									252 H	Albany (NY)	2 5
									252 H	Albany (NY)	3 11
			LAST 10 GAMES								
			203 H	Hartford	0 5	252 H	Albany (NY)	3 11			
			172 A	Penn St.	6 7	191 A	Maine	3 5			
			20 A	North Carolina	7 14	203 H	Hartford	3 2			
			89 A	Arizona	4 19	191 A	Maine	1 5			
			220 A	UMBC	5 8	191 A	Maine	4 18			

Non-Div. I Games:

UMass Lowell



Average RPI Win: 284		WON-LOST	WINNING	LAST 10	STRENGTH OF		OPP. STRENGTH	TEAM	ADJ	CONF.	ADJ CONF.
Average RPI Loss: 179		RECORD	PCT. RANK	GAMES	SCHEDULE		OF SCHEDULE	RPI	RPI	RPI	RPI
DIV. I ONLY		21-16-0	.56757	103	7-3-0		295	287	257	.43268	257
DIV. I NON-CONF.		4-12-0	.25	255	0-3-0		252	233	288	.39339	288
TOTALS		RPI 1-25	RPI 26-50		W-L RECORDS		RPI 51-100		RPI 101-150		RPI 150+
21-16-0		0-1-0	0-0-0		OVERALL		0-0-0		0-7-0		21-8-0
10-8-0		0-0-0	0-0-0		HOME		0-0-0		0-3-0		10-5-0
9-7-0		0-1-0	0-0-0		AWAY		0-0-0		0-4-0		9-2-0
2-1-0		0-0-0	0-0-0		NEUTRAL		0-0-0		0-0-0		2-1-0
4-12-0		0-1-0	0-0-0		NON-CONFERENCE		0-0-0		0-7-0		4-4-0
3-6-0		0-0-0	0-0-0		HOME		0-0-0		0-3-0		3-3-0
1-6-0		0-1-0	0-0-		AWAY		0-0-0		0-4-0		1-1-0
0-0-0		0-0-0	0-0-0		NEUTRAL		0-0-0		0-0-0		0-0-0
17-4-0		0-0-0	0-0-0		CONFERENCE		0-0-0		0-0-0		17-4-0
7-2-0		0-0-0	0-0-0		HOME		0-0-0		0-0-0		7-2-0
8-1-0		0-0-0	0-0-0		AWAY		0-0-0		0-0-0		8-1-0
2-1-0		0-0-0	0-0-0		NEUTRAL		0-0-0		0-0-0		2-1-0
RPI S	Opponent	Score		RPI S	Opponent	Score		RPI S	Opponent	Score	
6 A	Georgia	3	11					102 A	Troy	7	8
								105 A	Morehead St.	4	7
								105 A	Morehead St.	2	9
								129 H	Eastern Ill.	6	15
								129 H	Eastern Ill.	4	9
								134 A	Samford	3	8
								134 H	Samford	5	10
								153 H	UAB	6	10
								162 A	Jacksonville St.	9	5
								238 A	North Ala.	2	14
								238 H	North Ala.	1	8
								260 N	Grambling	1	3
								274 A	Jackson St.	7	6
								274 A	Jackson St.	9	1
								274 A	Jackson St.	4	11
								275 H	Florida A&M	5	8
								281 A	Mississippi Val.	5	4
								281 A	Mississippi Val.	12	2
								281 H	Mississippi Val.	13	3
								281 H	Mississippi Val.	11	12
								281 H	Mississippi Val.	12	6
								290 N	Ark.-Pine Bluff	23	12
								292 N	Prairie View	10	9
								294 A	Alcorn	23	15
								294 A	Alcorn	10	6
								294 A	Alcorn	10	5
								294 H	Alcorn	21	2
LAST 10 GAMES											
				294 H	Alcorn	13	1	281 H	Mississippi Val.	13	3
				294 H	Alcorn	21	2	281 H	Mississippi Val.	11	12
				281 A	Mississippi Val.	12	2	298 A	Alabama A&M	4	2
				281 A	Mississippi Val.	5	4	238 A	North Ala.	2	14
				294 A	Alcorn	10	5	294 A	Alcorn	23	15

Non-Div. I Games:

Alabama St.



RPI	S	Opponent	Score	
294	H	Alcorn	13	1
294	H	Alcorn	14	6
296	H	Purdue Fort Wayne	10	9
296	H	Purdue Fort Wayne	14	7
296	H	Purdue Fort Wayne	7	1
298	A	Alabama A&M	4	2
298	H	Alabama A&M	11	1
298	H	Alabama A&M	4	5
298	H	Alabama A&M	6	5

Alabama St.

A  
l  
a  
b  
a  
m  
a  
S  
t  
.

A  
l  
a  
b  
a  
m  
a  
S  
t  
.



Average RPI Win:	249	WON-LOST RECORD	WINNING PCT. RANK	LAST 10 GAMES	STRENGTH OF SCHEDULE	OPP. STRENGTH OF SCHEDULE	TEAM RPI	ADJ RPI	CONF. RPI	ADJ CONF. RPI	
DIV. I ONLY	15-20-0	.42857	203	5-5-0	282	253	258	.43083	258	26	26
DIV. I NON-CONF.	10-11-0	.47619	158	2-1-0	295	267	261	.42998	260	26	26
<hr/>											
TOTALS	RPI 1-25	RPI 26-50		W-L RECORDS		RPI 51-100		RPI 101-150		RPI 150+	
15-20-0	0-0-0	0-0-0		OVERALL		0-3-0		0-3-0		15-14-0	
4-7-0	0-0-0	0-0-0		HOME		0-0-0		0-1-0		4-6-0	
8-12-0	0-0-0	0-0-0		AWAY		0-3-0		0-2-0		8-7-0	
3-1-0	0-0-0	0-0-0		NEUTRAL		0-0-0		0-0-0		3-1-0	
10-11-0	0-0-0	0-0-0		NON-CONFERENCE		0-3-0		0-3-0		10-5-0	
2-2-0	0-0-0	0-0-0		HOME		0-0-0		0-1-0		2-1-0	
5-8-0	0-0-0	0-0-		AWAY		0-3-0		0-2-0		5-3-0	
3-1-0	0-0-0	0-0-0		NEUTRAL		0-0-0		0-0-0		3-1-0	
5-9-0	0-0-0	0-0-0		CONFERENCE		0-0-0		0-0-0		5-9-0	
2-5-0	0-0-0	0-0-0		HOME		0-0-0		0-0-0		2-5-0	
3-4-0	0-0-0	0-0-0		AWAY		0-0-0		0-0-0		3-4-0	
0-0-0	0-0-0	0-0-0		NEUTRAL		0-0-0		0-0-0		0-0-0	
RPI	S	Opponent	Score	RPI	S	Opponent	Score	RPI	S	Opponent	Score

Non-Div. I Games: Lynchburg 10 9

Lehigh



RPI	S	Opponent	Score	
295	A	UMES	1	5
297	N	Mt. St. Mary's	9	4
297	N	Mt. St. Mary's	10	5
297	N	Mt. St. Mary's	6	8
299	H	Saint Peter's	13	5

Lehigh

L  
e  
h  
i  
g  
h

L  
e  
h  
i  
g  
h



Average RPI Win: 205		WON-LOST	WINNING	LAST 10	STRENGTH OF		OPP. STRENGTH	TEAM	ADJ	CONF.	ADJ CONF.	
Average RPI Loss: 172		RECORD	PCT. RANK	GAMES	SCHEDULE		OF SCHEDULE	RPI	RPI	RPI	RPI	
DIV. I ONLY		16-26-0	.38095	228	6-4-0		252	190	259	.4306	259	
DIV. I NON-CONF.		10-14-0	.41667	187	1-1-0		242	172	249	.4373	249	
TOTALS		RPI 1-25	RPI 26-50		W-L RECORDS		RPI 51-100		RPI 101-150		RPI 150+	
16-26-0	0-1-0	0-0-0		OVERALL		2-3-0		0-3-0		14-19-0		
10-10-0	0-0-0	0-0-0		HOME		2-0-0		0-2-0		8-8-0		
5-14-0	0-1-0	0-0-0		AWAY		0-3-0		0-0-0		5-10-0		
1-2-0	0-0-0	0-0-0		NEUTRAL		0-0-0		0-1-0		1-1-0		
10-14-0	0-1-0	0-0-0		NON-CONFERENCE		2-3-0		0-3-0		8-7-0		
8-6-0	0-0-0	0-0-0		HOME		2-0-0		0-2-0		6-4-0		
1-6-0	0-1-0	0-0-		AWAY		0-3-0		0-0-0		1-2-0		
1-2-0	0-0-0	0-0-0		NEUTRAL		0-0-0		0-1-0		1-1-0		
6-12-0	0-0-0	0-0-0		CONFERENCE		0-0-0		0-0-0		6-12-0		
2-4-0	0-0-0	0-0-0		HOME		0-0-0		0-0-0		2-4-0		
4-8-0	0-0-0	0-0-0		AWAY		0-0-0		0-0-0		4-8-0		
0-0-0	0-0-0	0-0-0		NEUTRAL		0-0-0		0-0-0		0-0-0		
RPI S	Opponent	Score		RPI S	Opponent	Score		RPI S	Opponent	Score		
20 A	North Carolina	6	7					62 A	Ga. Southern	4	7	
								62 H	Ga. Southern	3	2	
								83 A	Col. of Charleston	5	7	
								83 A	Col. of Charleston	7	9	
								83 H	Col. of Charleston	9	1	
									119 H	Notre Dame	0	7
									119 N	Notre Dame	4	7
									145 H	Kent St.	1	9
									154 H	Ball St.	12	4
									154 N	Ball St.	1	3
									155 H	Gardner-Webb	8	6
									155 H	Gardner-Webb	3	8
									155 H	Gardner-Webb	10	3
									156 H	Radford	6	9
									156 H	Radford	1	7
									156 H	Radford	5	6
									158 A	Winthrop	1	9
									158 A	Winthrop	5	13
									158 A	Winthrop	6	7
									160 A	High Point	6	5
									160 A	High Point	2	8
									160 A	High Point	4	9
									183 N	Wofford	4	3
									217 H	Georgia St.	6	7
									217 H	Georgia St.	5	2
									217 H	Georgia St.	6	15
									229 H	La Salle	7	3
									229 H	La Salle	3	6
									229 H	La Salle	4	5
									235 A	UNC Asheville	3	2
									235 A	UNC Asheville	8	2
									240 A	USC Upstate	7	11
LAST 10 GAMES												
235 A	UNC Asheville	8	2	62 A	Ga. Southern	4	7	229 H	La Salle	3	6	
235 A	UNC Asheville	3	2	155 H	Gardner-Webb	10	3	229 H	La Salle	4	5	
291 A	Longwood	6	7	155 H	Gardner-Webb	3	8	235 A	UNC Asheville	3	2	
291 A	Longwood	2	3	155 H	Gardner-Webb	8	6	235 A	UNC Asheville	8	2	
217 H	Georgia St.	6	15	291 A	Longwood	16	3	240 A	USC Upstate	7	11	

Non-Div. I Games:

Charleston So.



RPI	S	Opponent	Score	
278	A	The Citadel	3	4
278	A	The Citadel	1	10
278	H	The Citadel	10	5
278	H	The Citadel	10	5
286	A	Savannah St.	7	6
286	H	Savannah St.	5	3
291	A	Longwood	2	3
291	A	Longwood	6	7
291	A	Longwood	16	3

Charleston So.

C  
h  
a  
r  
l  
e  
s  
t  
o  
n  
S  
o  
.

C  
h  
a  
r  
l  
e  
s  
t  
o  
n  
S  
o  
.



Average RPI Win: 263		WON-LOST RECORD		WINNING PCT. RANK		LAST 10 GAMES		STRENGTH OF SCHEDULE		OPP. STRENGTH OF SCHEDULE		TEAM RPI		ADJ RPI		CONF. RPI		ADJ CONF. RPI	
DIV. I ONLY		16-18-0		.47059 174		6-4-0		291		263		260		.42847 260		31		31	
DIV. I NON-CONF.		2-8-0		.2 275		1-2-0		109		94		216		.46226 218		30		30	
TOTALS		RPI 1-25		RPI 26-50		W-L RECORDS		RPI 51-100		RPI 101-150		RPI 150+							
16-18-0		0-2-0		0-0-0		OVERALL		0-0-0		0-0-0		16-16-0							
9-3-0		0-0-0		0-0-0		HOME		0-0-0		0-0-0		9-3-0							
5-14-0		0-2-0		0-0-0		AWAY		0-0-0		0-0-0		5-12-0							
2-1-0		0-0-0		0-0-0		NEUTRAL		0-0-0		0-0-0		2-1-0							
2-8-0		0-2-0		0-0-0		NON-CONFERENCE		0-0-0		0-0-0		2-6-0							
0-0-0		0-0-0		0-0-0		HOME		0-0-0		0-0-0		0-0-0							
1-8-0		0-2-0		0-0-		AWAY		0-0-0		0-0-0		1-6-0							
1-0-0		0-0-0		0-0-0		NEUTRAL		0-0-0		0-0-0		1-0-0							
14-10-0		0-0-0		0-0-0		CONFERENCE		0-0-0		0-0-0		14-10-0							
9-3-0		0-0-0		0-0-0		HOME		0-0-0		0-0-0		9-3-0							
4-6-0		0-0-0		0-0-0		AWAY		0-0-0		0-0-0		4-6-0							
1-1-0		0-0-0		0-0-0		NEUTRAL		0-0-0		0-0-0		1-1-0							
RPI	S	Opponent		Score		RPI	S	Opponent		Score		RPI	S	Opponent		Score			
12	A	Mississippi St.		1	18							151	A	SFA		2	6		
19	A	LSU		0	9							168	A	Nicholls St.		1	6		
												168	A	Nicholls St.		2	7		
												168	A	Nicholls St.		5	16		
												170	A	Abilene Christian		8	7		
												170	A	Abilene Christian		4	7		
												170	A	Abilene Christian		5	23		
												184	N	Eastern Ky.		7	4		
												198	A	Southern U.		13	15		
												198	A	Southern U.		8	13		
												198	A	Southern U.		8	18		
												198	N	Southern U.		5	6		
												244	A	Texas Southern		7	2		
												244	A	Texas Southern		8	11		
												244	A	Texas Southern		8	4		
												244	H	Texas Southern		12	2		
												244	H	Texas Southern		6	2		
												244	H	Texas Southern		3	7		
												257	N	Alabama St.		3	1		
												274	A	Jackson St.		2	10		
												274	H	Jackson St.		2	4		
												281	H	Mississippi Val.		9	7		
												290	H	Ark.-Pine Bluff		11	0		
												290	H	Ark.-Pine Bluff		4	1		
												290	H	Ark.-Pine Bluff		5	4		
												292	A	Prairie View		9	1		
												292	A	Prairie View		13	11		
LAST 10 GAMES																			
				292	H	Prairie View	7	10	244	H	Texas Southern	3	7	290	H	Ark.-Pine Bluff	11	0	
				292	H	Prairie View	7	4	168	A	Nicholls St.	2	7	290	H	Ark.-Pine Bluff	4	1	
				244	A	Texas Southern	8	4	168	A	Nicholls St.	5	16	290	H	Ark.-Pine Bluff	5	4	
				244	A	Texas Southern	7	2	281	H	Mississippi Val.	9	7	292	A	Prairie View	9	1	
				244	H	Texas Southern	6	2	292	H	Prairie View	8	4	292	A	Prairie View	13	11	

Non-Div. I Games: Wiley 3 5 Wiley 8 3

Grambling



RPI	S	Opponent	Score	
292	A	Prairie View	15	18
292	H	Prairie View	7	10
292	H	Prairie View	7	4
292	H	Prairie View	8	4
294	H	Alcorn	8	7

Grambling

G  
r  
a  
m  
b  
l  
i  
n  
g

G  
r  
a  
m  
b  
l  
i  
n  
g



Average RPI Win: 283		WON-LOST	WINNING	LAST 10	STRENGTH OF		OPP. STRENGTH	TEAM	ADJ	CONF.	ADJ CONF.
Average RPI Loss: 191		RECORD	PCT. RANK	GAMES	SCHEDULE		OF SCHEDULE	RPI	RPI	RPI	RPI
DIV. I ONLY		14-18-0	.4375	196	5-5-0		276	281	262	.42765	261
DIV. I NON-CONF.		1-12-0	.07692	293	0-2-0		202	225	291	.38375	291
TOTALS		RPI 1-25	RPI 26-50		W-L RECORDS		RPI 51-100		RPI 101-150		RPI 150+
14-18-0	0-0-0	0-0-0		OVERALL		0-2-0		0-5-0		14-11-0	
9-5-0	0-0-0	0-0-0		HOME		0-1-0		0-0-0		9-4-0	
5-13-0	0-0-0	0-0-0		AWAY		0-1-0		0-5-0		5-7-0	
0-0-0	0-0-0	0-0-0		NEUTRAL		0-0-0		0-0-0		0-0-0	
1-12-0	0-0-0	0-0-0		NON-CONFERENCE		0-2-0		0-5-0		1-5-0	
0-5-0	0-0-0	0-0-0		HOME		0-1-0		0-0-0		0-4-0	
1-7-0	0-0-0	0-0-		AWAY		0-1-0		0-5-0		1-1-0	
0-0-0	0-0-0	0-0-0		NEUTRAL		0-0-0		0-0-0		0-0-0	
13-6-0	0-0-0	0-0-0		CONFERENCE		0-0-0		0-0-0		13-6-0	
9-0-0	0-0-0	0-0-0		HOME		0-0-0		0-0-0		9-0-0	
4-6-0	0-0-0	0-0-0		AWAY		0-0-0		0-0-0		4-6-0	
0-0-0	0-0-0	0-0-0		NEUTRAL		0-0-0		0-0-0		0-0-0	
RPI S	Opponent	Score	RPI S	Opponent	Score	RPI S	Opponent	Score	RPI S	Opponent	Score
						90 A	William & Mary	6 16	111 A	Virginia	4 14
						90 H	William & Mary	2 17	122 A	Old Dominion	0 11
									144 A	James Madison	5 6
									144 A	James Madison	2 12
									144 A	James Madison	5 16
									174 A	Richmond	1 11
									206 H	NJIT	3 4
									206 H	NJIT	5 11
									208 H	Quinnipiac	4 14
									208 H	Quinnipiac	1 7
									239 A	N.C. Central	4 5
									241 A	Coppin St.	8 7
									241 A	Coppin St.	3 5
									241 A	Coppin St.	6 12
									277 A	Delaware St.	6 16
									277 A	Delaware St.	9 3
									277 A	Delaware St.	7 3
									277 H	Delaware St.	9 0
									277 H	Delaware St.	8 5
									277 H	Delaware St.	7 2
									286 H	Savannah St.	5 2
									286 H	Savannah St.	6 4
									286 H	Savannah St.	10 7
									291 A	Longwood	10 4
									295 A	UMES	14 18
									295 A	UMES	2 3
									295 A	UMES	9 6
LAST 10 GAMES			LAST 10 GAMES								
			295 H	UMES	24 5	206 H	NJIT	5 11			
			295 H	UMES	20 4	144 A	James Madison	2 12			
			277 A	Delaware St.	6 16	144 A	James Madison	5 16			
			277 A	Delaware St.	7 3	286 H	Savannah St.	6 4			
			206 H	NJIT	3 4	295 H	UMES	12 8			

Non-Div. I Games:

Norfolk St.



RPI	S	Opponent	Score	
295	H	UMES	24	5
295	H	UMES	20	4
295	H	UMES	12	8

Norfolk St.

N  
o  
r  
f  
o  
l  
k  
S  
t  
.

N  
o  
r  
f  
o  
l  
k  
S  
t  
.



Average RPI Win:	244	WON-LOST RECORD	WINNING PCT. RANK	LAST 10 GAMES	STRENGTH OF SCHEDULE	OPP. STRENGTH OF SCHEDULE	TEAM RPI	ADJ RPI	CONF. RPI	ADJ CONF. RPI	
Average RPI Loss:	167										
DIV. I ONLY	10-23-0	.30303	257	4-6-0	249	255	263	.42651	262	23	23
DIV. I NON-CONF.	5-16-0	.2381	263	0-2-0	261	241	281	.40569	281	24	24
<hr/>											
TOTALS	RPI 1-25	RPI 26-50		W-L RECORDS		RPI 51-100		RPI 101-150		RPI 150+	
10-23-0	0-0-0	0-0-0		OVERALL		0-3-0		2-9-0		8-11-0	
2-3-0	0-0-0	0-0-0		HOME		0-1-0		1-2-0		1-0-0	
5-18-0	0-0-0	0-0-0		AWAY		0-2-0		1-7-0		4-9-0	
3-2-0	0-0-0	0-0-0		NEUTRAL		0-0-0		0-0-0		3-2-0	
<hr/>											
5-16-0	0-0-0	0-0-0		NON-CONFERENCE		0-3-0		0-5-0		5-8-0	
1-1-0	0-0-0	0-0-0		HOME		0-1-0		0-0-0		1-0-0	
1-13-0	0-0-0	0-0-		AWAY		0-2-0		0-5-0		1-6-0	
3-2-0	0-0-0	0-0-0		NEUTRAL		0-0-0		0-0-0		3-2-0	
<hr/>											
5-7-0	0-0-0	0-0-0		CONFERENCE		0-0-0		2-4-0		3-3-0	
1-2-0	0-0-0	0-0-0		HOME		0-0-0		1-2-0		0-0-0	
4-5-0	0-0-0	0-0-0		AWAY		0-0-0		1-2-0		3-3-0	
0-0-0	0-0-0	0-0-0		NEUTRAL		0-0-0		0-0-0		0-0-0	
<hr/>											
RPI	S	Opponent	Score	RPI	S	Opponent	Score	RPI	S	Opponent	Score
						86 A Iowa	4 5			114 A UTRGV	1 0
						98 A Northwestern	6 11			114 A UTRGV	1 8
						98 H Northwestern	1 13			114 A UTRGV	4 5
										116 A Pacific	1 4
										116 A Pacific	2 7
										116 A Pacific	3 9
										119 A Notre Dame	3 6
										129 A Eastern Ill.	3 6
										143 H New Mexico St.	2 9
										143 H New Mexico St.	0 12
										143 H New Mexico St.	7 3
										167 A New Orleans	8 16
										171 N Rutgers	2 6
										186 A UIC	8 4
										186 A UIC	1 5
										186 A UIC	1 7
										193 A Saint Louis	3 7
										193 A Saint Louis	3 8
										193 A Saint Louis	5 7
										269 H Northern Ill.	10 8
										283 A Utah Valley	6 16
										283 A Utah Valley	5 3
										283 A Utah Valley	7 6
										287 N Villanova	12 11
										287 N Villanova	13 9
										289 A Northern Colo.	9 15
										289 A Northern Colo.	6 5
<hr/>											
LAST 10 GAMES											
						186 A UIC	1 7			283 A Utah Valley	5 3
						186 A UIC	1 5			283 A Utah Valley	7 6
						297 N Mt. St. Mary's	3 9			283 A Utah Valley	6 16
						297 N Mt. St. Mary's	5 3			114 A UTRGV	1 0
						129 A Eastern Ill.	3 6			114 A UTRGV	4 5

Non-Div. I Games:

Chicago St.



RPI	S	Opponent	Score	
289	A	Northern Colo.	5	8
297	N	Mt. St. Mary's	3	9
297	N	Mt. St. Mary's	5	3

Chicago St.

C  
h  
i  
c  
a  
g  
o  
s  
t  
.

C  
h  
i  
c  
a  
g  
o  
s  
t  
.



Average RPI Win: 248		WON-LOST RECORD		WINNING PCT. RANK		LAST 10 GAMES		STRENGTH OF SCHEDULE		OPP. STRENGTH OF SCHEDULE		TEAM RPI		ADJ RPI		CONF. RPI		ADJ CONF. RPI	
DIV. I ONLY		14-21-1		.40278 214		3-7-0		278		251		264		.42536 263		28		28	
DIV. I NON-CONF.		10-16-1		.38889 200		1-3-0		229		254		222		.45872 222		27		27	
TOTALS		RPI 1-25		RPI 26-50		W-L RECORDS		RPI 51-100		RPI 101-150		RPI 150+							
14-21-1		1-2-0		0-0-0		OVERALL		0-3-0		1-3-0		12-13-1							
5-7-0		0-0-0		0-0-0		HOME		0-0-0		0-3-0		5-4-0							
9-10-1		1-2-0		0-0-0		AWAY		0-3-0		1-0-0		7-5-1							
0-4-0		0-0-0		0-0-0		NEUTRAL		0-0-0		0-0-0		0-4-0							
10-16-1		1-2-0		0-0-0		NON-CONFERENCE		0-3-0		1-0-0		8-11-1							
3-3-0		0-0-0		0-0-0		HOME		0-0-0		0-0-0		3-3-0							
7-9-1		1-2-0		0-0-		AWAY		0-3-0		1-0-0		5-4-1							
0-4-0		0-0-0		0-0-0		NEUTRAL		0-0-0		0-0-0		0-4-0							
4-5-0		0-0-0		0-0-0		CONFERENCE		0-0-0		0-3-0		4-2-0							
2-4-0		0-0-0		0-0-0		HOME		0-0-0		0-3-0		2-1-0							
2-1-0		0-0-0		0-0-0		AWAY		0-0-0		0-0-0		2-1-0							
0-0-0		0-0-0		0-0-0		NEUTRAL		0-0-0		0-0-0		0-0-0							
RPI	S	Opponent		Score		RPI	S	Opponent		Score		RPI	S	Opponent		Score			
9	A	East Carolina		1	3					56	A	Fla. Atlantic	5	8	120	H	Marist	5	6
9	A	East Carolina		8	5					56	A	Fla. Atlantic	4	9	120	H	Marist	1	6
9	A	East Carolina		0	10					56	A	Fla. Atlantic	4	11	120	H	Marist	3	4
															148	A	Penn	8	5
															159	A	Columbia	0	1
															171	A	Rutgers	1	2
															172	N	Penn St.	4	6
															172	N	Penn St.	0	1
															172	N	Penn St.	0	7
															174	A	Richmond	6	6
															202	H	Seton Hall	3	6
															202	H	Seton Hall	2	12
															227	H	Wagner	4	13
															227	H	Wagner	6	2
															249	H	Princeton	11	6
															251	A	Hofstra	1	4
															251	H	Hofstra	3	2
															258	N	Lehigh	2	8
															268	A	George Mason	9	3
															268	A	George Mason	7	10
															268	A	George Mason	7	3
															288	H	Niagara	9	3
															288	H	Niagara	8	3
															288	H	Niagara	0	5
															291	A	Longwood	17	3
															295	A	UMES	11	3
															295	A	UMES	3	0
LAST 10 GAMES				LAST 10 GAMES				LAST 10 GAMES				LAST 10 GAMES							
202	H	Seton Hall		2	12	202	H	Seton Hall		3	6	202	H	Seton Hall		3	6		
120	H	Marist		1	6	288	H	Niagara		8	3	288	H	Niagara		8	3		
288	H	Niagara		0	5	288	H	Niagara		9	3	291	A	Longwood		17	3		
299	A	Saint Peter's		18	4	148	A	Penn		8	5	295	A	UMES		11	3		
159	A	Columbia		0	1	251	A	Hofstra		1	4	295	A	UMES		3	0		

Non-Div. I Games:

Monmouth



RPI	S	Opponent	Score	
299	A	Saint Peter's	18	4
299	A	Saint Peter's	0	3
299	A	Saint Peter's	27	1

Monmouth

M  
o  
n  
m  
o  
u  
t  
h

M  
o  
n  
m  
o  
u  
t  
h



Average RPI Win: Average RPI Loss:	202 177	WON-LOST RECORD	WINNING PCT. RANK	LAST 10 GAMES		STRENGTH OF SCHEDULE	OPP. STRENGTH OF SCHEDULE	TEAM RPI	ADJ RPI	CONF. RPI	ADJ CONF. RPI	
DIV. I ONLY		14-26-0	.35	240	4-6-0	214	226	265	.42527	264	30	30
DIV. I NON-CONF.		7-17-0	.29167	238	0-3-0	160	137	243	.44092	243	31	31
<hr/>												
TOTALS	RPI 1-25		RPI 26-50		W-L RECORDS		RPI 51-100		RPI 101-150		RPI 150+	
14-26-0	0-0-0		0-0-0		OVERALL		3-6-0		1-6-0		10-14-0	
11-15-0	0-0-0		0-0-0		HOME		2-3-0		0-2-0		9-10-0	
3-11-0	0-0-0		0-0-0		AWAY		1-3-0		1-4-0		1-4-0	
0-0-0	0-0-0		0-0-0		NEUTRAL		0-0-0		0-0-0		0-0-0	
7-17-0	0-0-0		0-0-0		NON-CONFERENCE		3-6-0		1-6-0		3-5-0	
5-9-0	0-0-0		0-0-0		HOME		2-3-0		0-2-0		3-4-0	
2-8-0	0-0-0		0-0-		AWAY		1-3-0		1-4-0		0-1-0	
0-0-0	0-0-0		0-0-0		NEUTRAL		0-0-0		0-0-0		0-0-0	
7-9-0	0-0-0		0-0-0		CONFERENCE		0-0-0		0-0-0		7-9-0	
6-6-0	0-0-0		0-0-0		HOME		0-0-0		0-0-0		6-6-0	
1-3-0	0-0-0		0-0-0		AWAY		0-0-0		0-0-0		1-3-0	
0-0-0	0-0-0		0-0-0		NEUTRAL		0-0-0		0-0-0		0-0-0	
<hr/>												
RPI	S	Opponent	Score	RPI	S	Opponent	Score	RPI	S	Opponent	Score	
						68 H Boston College	8 4	130 A FGCU		5	12	
						68 H Boston College	8 7	130 A FGCU		6	3	
						68 H Boston College	5 14	130 A FGCU		3	23	
						84 A Wichita St.	0 7	131 A South Fla.		2	12	
						84 A Wichita St.	0 2	131 H South Fla.		4	7	
						84 A Wichita St.	4 11	142 A FIU		2	9	
						91 A North Florida	6 2	142 H FIU		4	7	
						91 H North Florida	1 3	164 H Ohio St.		8	3	
						97 H Jacksonville	5 7	164 H Ohio St.		9	16	
								164 H Ohio St.		4	3	
								164 H Ohio St.		0	6	
								200 H N.C. A&T		2	7	
								200 H N.C. A&T		7	8	
								200 H N.C. A&T		0	3	
								225 A Stetson		3	10	
								225 H Stetson		3	2	
								239 A N.C. Central		2	3	
								239 H N.C. Central		7	8	
								239 H N.C. Central		12	2	
								239 H N.C. Central		5	15	
								275 A Florida A&M		8	2	
								275 A Florida A&M		4	6	
						275 A Florida A&M	8 2	275 A Florida A&M		5	6	
						239 H N.C. Central	7 8	275 A Florida A&M		3	6	
						239 H N.C. Central	12 2	131 A South Fla.		2	12	
						239 A N.C. Central	2 3	225 A Stetson		3	10	
						142 H FIU	4 7	275 H Florida A&M		7	6	
								275 H Florida A&M		7	1	
						286 H Savannah St.	10 9	286 H Savannah St.		13	0	

**Non-Div. I Games:**

Bethune-Cookman



RPI	S	Opponent	Score	
286	H	Savannah St.	10	9
286	H	Savannah St.	8	5
298	H	Alabama A&M	2	8
298	H	Alabama A&M	4	7

Bethune-Cookman

B  
e  
t  
h  
u  
n  
e  
-  
C  
o  
o  
k  
m  
a  
n

B  
e  
t  
h  
u  
n  
e  
-  
C  
o  
o  
k  
m  
a  
n



Average RPI Win: 212		WON-LOST	WINNING	LAST 10	STRENGTH OF		OPP. STRENGTH	TEAM	ADJ	CONF.	ADJ CONF.						
Average RPI Loss: 165		RECORD	PCT. RANK	GAMES	SCHEDULE		OF SCHEDULE	RPI	RPI	RPI	RPI						
DIV. I ONLY		8-28-0	.22222	289	5-5-0		157	240	266	.42494	265	15	15				
DIV. I NON-CONF.		5-22-0	.18519	280	2-2-0		126	268	267	.42575	267	16	16				
<hr/>																	
TOTALS		RPI 1-25		RPI 26-50		W-L RECORDS		RPI 51-100		RPI 101-150		RPI 150+					
8-28-0		0-1-0		0-1-0		OVERALL		1-3-0		0-7-0		7-16-0					
4-10-0		0-0-0		0-0-0		HOME		1-2-0		0-0-0		3-8-0					
4-18-0		0-1-0		0-1-0		AWAY		0-1-0		0-7-0		4-8-0					
0-0-0		0-0-0		0-0-0		NEUTRAL		0-0-0		0-0-0		0-0-0					
5-22-0		0-1-0		0-1-0		NON-CONFERENCE		0-1-0		0-7-0		5-12-0					
3-5-0		0-0-0		0-0-0		HOME		0-0-0		0-0-0		3-5-0					
2-17-0		0-1-0		0-0-		AWAY		0-1-0		0-7-0		2-7-0					
0-0-0		0-0-0		0-0-0		NEUTRAL		0-0-0		0-0-0		0-0-0					
3-6-0		0-0-0		0-0-0		CONFERENCE		1-2-0		0-0-0		2-4-0					
1-5-0		0-0-0		0-0-0		HOME		1-2-0		0-0-0		0-3-0					
2-1-0		0-0-0		0-0-0		AWAY		0-0-0		0-0-0		2-1-0					
0-0-0		0-0-0		0-0-0		NEUTRAL		0-0-0		0-0-0		0-0-0					
RPI	S	Opponent		Score		RPI	S	Opponent		Score		RPI	S	Opponent		Score	
14	A	West Virginia		3	8	26	A	NC State		1	11	66	A	VCU		0	6
												109	A	Sacramento St.		4	13
												109	A	Sacramento St.		0	5
												109	A	Sacramento St.		0	1
												109	A	Sacramento St.		2	12
												130	A	FGCU		3	20
												130	A	FGCU		2	5
												130	A	FGCU		3	6
												176	A	Davidson		3	15
												176	A	Davidson		5	13
												176	A	Davidson		1	4
												179	H	Fordham		8	0
												179	H	Fordham		1	6
												201	H	UNCW		1	3
												201	H	UNCW		4	8
												201	H	UNCW		6	11
												210	H	Cornell		2	4
												210	H	Cornell		3	2
												218	A	Kennesaw St.		5	11
												218	A	Kennesaw St.		5	2
												218	A	Kennesaw St.		2	5
												220	A	UMBC		7	2
												241	H	Coppin St.		2	5
												250	A	George Washington		8	13
												250	H	George Washington		3	4
												251	A	Hofstra		8	5
												251	A	Hofstra		6	12
												251	A	Hofstra		5	2
LAST 10 GAMES																	
						109	A	Sacramento St.		0	1	251	A	Hofstra		5	2
						14	A	West Virginia		3	8	251	A	Hofstra		8	5
						109	A	Sacramento St.		2	12	268	H	George Mason		8	3
						220	A	UMBC		7	2	285	H	Bucknell		8	9
						251	A	Hofstra		6	12	100	H	Elon		8	16
												251	A	Hofstra		5	2

Non-Div. I Games:

Towson



RPI	S	Opponent	Score	
268	A	George Mason	2	6
268	H	George Mason	8	3
285	H	Bucknell	8	9

Towson

T  
O  
W  
S  
O  
N

T  
O  
W  
S  
O  
N



G  
e  
o  
r  
g  
e  
t  
o  
w  
n

Georgetown



RPI	S	Opponent	Score	
287	A	Villanova	4	2
297	N	Mt. St. Mary's	2	3

Georgetown

G  
e  
o  
r  
g  
e  
t  
o  
w  
n

G  
e  
o  
r  
g  
e  
t  
o  
w  
n



I  
o  
n  
a

Iona



RPI	S	Opponent	Score	
284	H	Rider	11	4
284	H	Rider	0	8
293	A	Fairleigh Dickinson	5	3

Iona

I  
o  
n  
a

I  
o  
n  
a



Average RPI Win: 228		WON-LOST	WINNING	LAST 10	STRENGTH OF		OPP. STRENGTH	TEAM	ADJ	CONF.	ADJ CONF.
Average RPI Loss: 198		RECORD	PCT. RANK	GAMES	SCHEDULE		OF SCHEDULE	RPI	RPI	RPI	RPI
DIV. I ONLY		14-21-0	.4	216	3-7-0		257	266	269	.42339	268
DIV. I NON-CONF.		13-13-0	.5	145	2-4-0		276	270	242	.44305	242
TOTALS		RPI 1-25	RPI 26-50		W-L RECORDS		RPI 51-100		RPI 101-150		RPI 150+
14-21-0	0-0-0	0-1-0		OVERALL		2-2-0		0-1-0		12-17-0	
10-6-0	0-0-0	0-0-0		HOME		1-0-0		0-0-0		9-6-0	
1-15-0	0-0-0	0-1-0		AWAY		0-2-0		0-1-0		1-11-0	
3-0-0	0-0-0	0-0-0		NEUTRAL		1-0-0		0-0-0		2-0-0	
13-13-0	0-0-0	0-1-0		NON-CONFERENCE		2-2-0		0-1-0		11-9-0	
9-4-0	0-0-0	0-0-0		HOME		1-0-0		0-0-0		8-4-0	
1-9-0	0-0-0	0-0-		AWAY		0-2-0		0-1-0		1-5-0	
3-0-0	0-0-0	0-0-0		NEUTRAL		1-0-0		0-0-0		2-0-0	
1-8-0	0-0-0	0-0-0		CONFERENCE		0-0-0		0-0-0		1-8-0	
1-2-0	0-0-0	0-0-0		HOME		0-0-0		0-0-0		1-2-0	
0-6-0	0-0-0	0-0-0		AWAY		0-0-0		0-0-0		0-6-0	
0-0-0	0-0-0	0-0-0		NEUTRAL		0-0-0		0-0-0		0-0-0	
RPI S	Opponent	Score		RPI S	Opponent	Score		RPI S	Opponent	Score	
				26 A	NC State	3	18	77 H	Maryland	9	5
								86 N	Iowa	7	2
								95 A	UNC Greensboro	0	8
								95 A	UNC Greensboro	2	4
								144 A	James Madison	7	10
								158 A	Winthrop	1	3
								158 A	Winthrop	0	7
								165 N	Marshall	9	4
								174 A	Richmond	4	19
								174 A	Richmond	2	15
								174 A	Richmond	7	10
								220 A	UMBC	3	9
								228 H	Manhattan	4	3
								228 H	Manhattan	6	3
								228 H	Manhattan	2	3
								233 A	Saint Joseph's	9	18
								233 A	Saint Joseph's	3	14
								233 A	Saint Joseph's	5	11
								249 H	Princeton	6	0
								249 H	Princeton	3	5
								249 H	Princeton	7	6
								250 H	George Washington	7	16
								250 H	George Washington	13	2
								250 H	George Washington	5	8
								263 H	Monmouth	3	7
								263 H	Monmouth	10	7
								263 H	Monmouth	3	9
								265 A	Towson	3	8
								265 H	Towson	6	2
								266 A	Georgetown	1	4
								266 H	Georgetown	7	4
LAST 10 GAMES				228 H	Manhattan	6	3	291 H	Longwood	4	3
				77 H	Maryland	9	5	250 H	George Washington	5	8
				95 A	UNC Greensboro	0	8	250 H	George Washington	13	2
				95 A	UNC Greensboro	2	4	250 H	George Washington	7	16
				265 A	Towson	3	8	266 A	Georgetown	1	4

Non-Div. I Games:

George Mason



RPI	S	Opponent	Score	
287	N	Villanova	12	5
291	A	Longwood	4	3
291	H	Longwood	4	3

George Mason

G  
e  
o  
r  
g  
e  
M  
a  
s  
o  
n

G  
e  
o  
r  
g  
e  
M  
a  
s  
o  
n



Average RPI Win:	237	WON-LOST RECORD	WINNING PCT. RANK	LAST 10 GAMES	STRENGTH OF SCHEDULE	OPP. STRENGTH OF SCHEDULE	TEAM RPI	ADJ RPI	CONF. RPI	ADJ CONF. RPI	
Average RPI Loss:	148										
DIV. I ONLY	11-25-0	.30556	253	4-6-0	250	221	270	.42293	269	25	25
DIV. I NON-CONF.	4-20-0	.16667	285	0-3-0	217	184	277	.41354	277	25	25
<hr/>											
TOTALS	RPI 1-25	RPI 26-50		W-L RECORDS		RPI 51-100		RPI 101-150		RPI 150+	
11-25-0	0-0-0	0-0-0		OVERALL		0-7-0		0-9-0		11-9-0	
6-2-0	0-0-0	0-0-0		HOME		0-0-0		0-1-0		6-1-0	
4-18-0	0-0-0	0-0-0		AWAY		0-7-0		0-5-0		4-6-0	
1-5-0	0-0-0	0-0-0		NEUTRAL		0-0-0		0-3-0		1-2-0	
<hr/>											
4-20-0	0-0-0	0-0-0		NON-CONFERENCE		0-7-0		0-6-0		4-7-0	
0-2-0	0-0-0	0-0-0		HOME		0-0-0		0-1-0		0-1-0	
3-13-0	0-0-0	0-0-		AWAY		0-7-0		0-2-0		3-4-0	
1-5-0	0-0-0	0-0-0		NEUTRAL		0-0-0		0-3-0		1-2-0	
<hr/>											
7-5-0	0-0-0	0-0-0		CONFERENCE		0-0-0		0-3-0		7-2-0	
6-0-0	0-0-0	0-0-0		HOME		0-0-0		0-0-0		6-0-0	
1-5-0	0-0-0	0-0-0		AWAY		0-0-0		0-3-0		1-2-0	
0-0-0	0-0-0	0-0-0		NEUTRAL		0-0-0		0-0-0		0-0-0	
<hr/>											
RPI	S	Opponent	Score	RPI	S	Opponent	Score	RPI	S	Opponent	Score
						79 A Kansas St.	6 9			112 N Kansas	1 8
						79 A Kansas St.	3 8			112 N Kansas	2 7
						86 A Iowa	6 8			112 N Kansas	1 3
						96 A California Baptist	0 8			133 A Austin Peay	3 15
						96 A California Baptist	2 4			133 A Austin Peay	3 8
						96 A California Baptist	4 8			135 A Central Mich.	10 14
						96 A California Baptist	7 10			135 A Central Mich.	4 6
										135 A Central Mich.	2 5
										149 H Milwaukee	2 4
										157 A Southern Ill.	6 8
										157 A Southern Ill.	17 2
										157 A Southern Ill.	1 3
										186 A UIC	3 8
										186 H UIC	10 15
										192 A Middle Tenn.	3 2
										211 A Belmont	7 5
										234 N Valparaiso	5 2
										234 N Valparaiso	6 7
										234 N Valparaiso	2 5
										243 H Ohio	5 2
										243 H Ohio	5 1
										243 H Ohio	7 6
				LAST 10 GAMES							
						246 A Western Mich.	12 6			246 A Western Mich.	4 9
						246 A Western Mich.	4 10			246 A Western Mich.	4 10
						135 A Central Mich.	2 5			246 A Western Mich.	12 6
						135 A Central Mich.	4 6			262 A Chicago St.	8 10
						133 A Austin Peay	3 8			186 H UIC	10 15
										280 H Eastern Mich.	6 3

Non-Div. I Games:

Northern Ill.



N  
o  
r  
t  
h  
e  
r  
n  
I  
l  
l  
.

North  
her  
n  
I  
l  
l  
.

Northern Ill.



Average RPI Win: 230		WON-LOST RECORD		WINNING PCT. RANK		LAST 10 GAMES		STRENGTH OF SCHEDULE		OPP. STRENGTH OF SCHEDULE		TEAM RPI		ADJ RPI		CONF. RPI		ADJ CONF. RPI	
DIV. I ONLY		9-27-0		.25 277		4-6-0		178		216		271		.42241 270		24		24	
DIV. I NON-CONF.		1-18-0		.05263 296		0-2-0		88		173		273		.41524 273		20		20	
TOTALS		RPI 1-25		RPI 26-50		W-L RECORDS		RPI 51-100		RPI 101-150		RPI 150+							
9-27-0		0-2-0		0-4-0		OVERALL		2-1-0		0-6-0		7-14-0							
6-9-0		0-0-0		0-0-0		HOME		2-1-0		0-4-0		4-4-0							
3-16-0		0-2-0		0-4-0		AWAY		0-0-0		0-2-0		3-8-0							
0-2-0		0-0-0		0-0-0		NEUTRAL		0-0-0		0-0-0		0-2-0							
1-18-0		0-2-0		0-4-0		NON-CONFERENCE		0-0-0		0-3-0		1-9-0							
0-3-0		0-0-0		0-0-0		HOME		0-0-0		0-1-0		0-2-0							
1-13-0		0-2-0		0-0-		AWAY		0-0-0		0-2-0		1-5-0							
0-2-0		0-0-0		0-0-0		NEUTRAL		0-0-0		0-0-0		0-2-0							
8-9-0		0-0-0		0-0-0		CONFERENCE		2-1-0		0-3-0		6-5-0							
6-6-0		0-0-0		0-0-0		HOME		2-1-0		0-3-0		4-2-0							
2-3-0		0-0-0		0-0-0		AWAY		0-0-0		0-0-0		2-3-0							
0-0-0		0-0-0		0-0-0		NEUTRAL		0-0-0		0-0-0		0-0-0							
RPI	S	Opponent		Score		RPI	S	Opponent		Score		RPI	S	Opponent		Score			
4	A	Louisville		2	11	39	A	Kentucky		4	5	85	H	Wright St.		6	3		
8	A	Tennessee		0	18	41	A	Alabama		4	9	85	H	Wright St.		1	9		
						41	A	Alabama		1	10	85	H	Wright St.		7	6		
						41	A	Alabama		1	15								

Non-Div. I Games: Miami-Hamilton 9 6

Northern Ky.



S  
o  
u  
t  
h  
e  
a  
s  
t  
M  
o  
.  
S  
t  
.

Southeast Mo. St.



RPI	S	Opponent	Score	
255	H	Western Ill.	14	2
255	H	Western Ill.	2	9
296	H	Purdue Fort Wayne	12	4
296	H	Purdue Fort Wayne	10	1
296	H	Purdue Fort Wayne	14	1

Southeast Mo. St.  
.  
S  
t  
.

S  
o  
u  
t  
h  
e  
a  
s  
t  
M  
o  
.  
S  
t  
.



[illegible]

**Non-Div. I Games:**

Bowling Green



RPI	S	Opponent	Score	
280	A	Eastern Mich.	0	4
280	A	Eastern Mich.	7	4
280	A	Eastern Mich.	1	3
296	A	Purdue Fort Wayne	10	4

Bowling Green

B  
o  
w  
l  
i  
n  
g  
G  
r  
e  
e  
n

B  
o  
w  
l  
i  
n  
g  
G  
r  
e  
e  
n



Average RPI Win: 234		WON-LOST	WINNING	LAST 10	STRENGTH OF		OPP. STRENGTH	TEAM	ADJ		CONF.	ADJ CONF.
Average RPI Loss: 196		RECORD	PCT. RANK	GAMES	SCHEDULE		OF SCHEDULE	RPI	RPI		RPI	RPI
DIV. I ONLY		8-20-0	.28571	265	3-7-0		201	288	274		.42142	273
DIV. I NON-CONF.		4-12-0	.25	255	2-2-0		243	297	285		.3995	285
TOTALS		RPI 1-25	RPI 26-50		W-L RECORDS		RPI 51-100		RPI 101-150		RPI 150+	
8-20-0		0-0-0	0-0-0		OVERALL		0-0-0		0-7-0		8-13-0	
3-4-0		0-0-0	0-0-0		HOME		0-0-0		0-3-0		3-1-0	
4-10-0		0-0-0	0-0-0		AWAY		0-0-0		0-4-0		4-6-0	
1-6-0		0-0-0	0-0-0		NEUTRAL		0-0-0		0-0-0		1-6-0	
4-12-0		0-0-0	0-0-0		NON-CONFERENCE		0-0-0		0-4-0		4-8-0	
1-0-0		0-0-0	0-0-0		HOME		0-0-0		0-0-0		1-0-0	
2-6-0		0-0-0	0-0-		AWAY		0-0-0		0-4-0		2-2-0	
1-6-0		0-0-0	0-0-0		NEUTRAL		0-0-0		0-0-0		1-6-0	
4-8-0		0-0-0	0-0-0		CONFERENCE		0-0-0		0-3-0		4-5-0	
2-4-0		0-0-0	0-0-0		HOME		0-0-0		0-3-0		2-1-0	
2-4-0		0-0-0	0-0-0		AWAY		0-0-0		0-0-0		2-4-0	
0-0-0		0-0-0	0-0-0		NEUTRAL		0-0-0		0-0-0		0-0-0	
RPI S	Opponent	Score	RPI S	Opponent	Score	RPI S	Opponent	Score	RPI S	Opponent	Score	
									104 A	Miami (OH)	0	8
									104 A	Miami (OH)	6	7
									104 A	Miami (OH)	10	18
									144 A	James Madison	1	5
									150 H	Dayton	0	8
									150 H	Dayton	0	9
									150 H	Dayton	7	8
									172 A	Penn St.	18	6
									179 A	Fordham	1	8
									179 A	Fordham	2	8
									179 A	Fordham	1	0
									193 A	Saint Louis	0	5
									193 A	Saint Louis	1	4
									193 A	Saint Louis	8	5
									210 A	Cornell	1	8
									229 H	La Salle	14	5
									229 H	La Salle	5	10
									229 H	La Salle	3	2
									236 N	Central Conn. St.	5	9
									236 N	Central Conn. St.	3	17
									236 N	Central Conn. St.	3	4
									246 N	Western Mich.	3	8
									285 H	Bucknell	11	5
									287 N	Villanova	3	16
									288 A	Niagara	10	6
									288 A	Niagara	4	9
									297 N	Mt. St. Mary's	4	5
LAST 10 GAMES												
			193 A	Saint Louis	1	4	144 A	James Madison	1	5		
			193 A	Saint Louis	0	5	193 A	Saint Louis	8	5		
			229 H	La Salle	3	2	288 A	Niagara	4	9		
			229 H	La Salle	14	5	150 H	Dayton	7	8		
			288 A	Niagara	10	6	150 H	Dayton	0	8		

Non-Div. I Games:

St. Bonaventure



St. Bonaventure



Average RPI Win:	265	WON-LOST RECORD	WINNING PCT. RANK	LAST 10 GAMES	STRENGTH OF SCHEDULE	OPP. STRENGTH OF SCHEDULE	TEAM RPI	ADJ RPI	CONF. RPI	ADJ CONF. RPI		
DIV. I ONLY		14-18-0	.4375	196	10-0-0	267	285	261	.42095	274	31	31
DIV. I NON-CONF.		3-12-0	.2	275	1-1-0	136	140	253	.428	263	30	30
<hr/>												
TOTALS	RPI 1-25	RPI 26-50		W-L RECORDS		RPI 51-100		RPI 101-150		RPI 150+		
14-18-0	0-3-0	0-0-0		OVERALL		0-3-0		1-3-0		13-9-0		
6-11-0	0-0-0	0-0-0		HOME		0-3-0		1-2-0		5-6-0		
8-7-0	0-3-0	0-0-0		AWAY		0-0-0		0-1-0		8-3-0		
0-0-0	0-0-0	0-0-0		NEUTRAL		0-0-0		0-0-0		0-0-0		
3-12-0	0-3-0	0-0-0		NON-CONFERENCE		0-3-0		1-3-0		2-3-0		
1-6-0	0-0-0	0-0-0		HOME		0-3-0		1-2-0		0-1-0		
2-6-0	0-3-0	0-0-		AWAY		0-0-0		0-1-0		2-2-0		
0-0-0	0-0-0	0-0-0		NEUTRAL		0-0-0		0-0-0		0-0-0		
11-6-0	0-0-0	0-0-0		CONFERENCE		0-0-0		0-0-0		11-6-0		
5-5-0	0-0-0	0-0-0		HOME		0-0-0		0-0-0		5-5-0		
6-1-0	0-0-0	0-0-0		AWAY		0-0-0		0-0-0		6-1-0		
0-0-0	0-0-0	0-0-0		NEUTRAL		0-0-0		0-0-0		0-0-0		
RPI	S	Opponent	Score	RPI	S	Opponent	Score	RPI	S	Opponent	Score	
12	A	Mississippi St.	4 17					68	H	Boston College	3 7	
18	A	Miami (FL)	1 8					68	H	Boston College	5 9	
18	A	Miami (FL)	3 4					68	H	Boston College	2 11	
										146	A La.-Monroe	1 10
										149	H Milwaukee	1 3
										149	H Milwaukee	7 5
										149	H Milwaukee	0 2
										167	A New Orleans	12 4
										167	H New Orleans	2 21
										257	H Alabama St.	6 7
										257	H Alabama St.	11 4
										257	H Alabama St.	1 9
										260	A Grambling	4 2
										260	H Grambling	10 2
										275	A Florida A&M	11 8
										275	A Florida A&M	6 7
										275	A Florida A&M	5 6
										281	A Mississippi Val.	11 1
										281	A Mississippi Val.	0 2
										281	A Mississippi Val.	13 3
										294	H Alcorn	4 18
										294	H Alcorn	13 1
										294	H Alcorn	9 4
										298	A Alabama A&M	16 3
										298	A Alabama A&M	12 5
										298	A Alabama A&M	11 6
										298	H Alabama A&M	0 5
										298	H Alabama A&M	11 6
										298	H Alabama A&M	4 5
										146	A La.-Monroe	1 10
Non-Div. I Games:	Rust	15	1	Tougaloo	13	7	Rust	15	4	Rust	10	2
	Stillman	12	4	Tougaloo	5	1	Tougaloo	5	3	Stillman	Jackson St.	6 0



Average RPI Win:		252	WON-LOST RECORD		WINNING PCT. RANK		LAST 10 GAMES		STRENGTH OF SCHEDULE		OPP. STRENGTH OF SCHEDULE		TEAM RPI		ADJ RPI		CONF. RPI		ADJ CONF. RPI	
DIV. I ONLY			16-23-0		.41026 211		5-5-0		262		262		275		.4199 275		30		30	
DIV. I NON-CONF.			8-15-0		.34783 221		1-1-0		230		274		271		.41981 271		31		31	
TOTALS		RPI 1-25		RPI 26-50		W-L RECORDS		RPI 51-100		RPI 101-150		RPI 150+								
16-23-0		0-2-0		0-0-0		OVERALL		0-2-0		1-1-0		15-18-0								
12-10-0		0-1-0		0-0-0		HOME		0-1-0		0-0-0		12-8-0								
4-10-0		0-1-0		0-0-0		AWAY		0-1-0		1-1-0		3-7-0								
0-3-0		0-0-0		0-0-0		NEUTRAL		0-0-0		0-0-0		0-3-0								
8-15-0		0-2-0		0-0-0		NON-CONFERENCE		0-2-0		1-1-0		7-10-0								
6-7-0		0-1-0		0-0-0		HOME		0-1-0		0-0-0		6-5-0								
2-5-0		0-1-0		0-0-		AWAY		0-1-0		1-1-0		1-2-0								
0-3-0		0-0-0		0-0-0		NEUTRAL		0-0-0		0-0-0		0-3-0								
8-8-0		0-0-0		0-0-0		CONFERENCE		0-0-0		0-0-0		8-8-0								
6-3-0		0-0-0		0-0-0		HOME		0-0-0		0-0-0		6-3-0								
2-5-0		0-0-0		0-0-0		AWAY		0-0-0		0-0-0		2-5-0								
0-0-0		0-0-0		0-0-0		NEUTRAL		0-0-0		0-0-0		0-0-0								
RPI	S	Opponent		Score		RPI	S	Opponent		Score		RPI	S	Opponent		Score				
22	A	Florida		1	12							97	A	Jacksonville		9	10			
24	H	Missouri		3	5							97	H	Jacksonville		2	5			
												142	A	FIU		6	8			
												142	A	FIU		3	2			
												183	H	Wofford		2	1			
												183	H	Wofford		11	14			
												183	H	Wofford		9	4			
												184	N	Eastern Ky.		2	11			
												194	A	Mercer		1	5			
												194	A	Mercer		3	16			
						194	H	Mercer		6	7									
						198	N	Southern U.		3	6									
						200	H	N.C. A&T		2	5									
						200	H	N.C. A&T		9	0									
						200	H	N.C. A&T		3	15									
						239	A	N.C. Central		4	7									
						239	A	N.C. Central		8	9									
						239	A	N.C. Central		5	8									
						257	A	Alabama St.		8	5									
						264	A	Bethune-Cookman		6	7									
						264	A	Bethune-Cookman		6	3									
						264	A	Bethune-Cookman		1	7									
						264	H	Bethune-Cookman		6	5									
						264	H	Bethune-Cookman		2	8									
						264	H	Bethune-Cookman		6	4									
						274	H	Jackson St.		8	11									
						274	H	Jackson St.		6	5									
						274	H	Jackson St.		7	6									
						286	A	Savannah St.		7	5									
						22	A	Florida		1	12									
						257	A	Alabama St.		8	5									
						200	H	N.C. A&T		9	0									
						200	H	N.C. A&T		3	15									
						200	H	N.C. A&T		2	5									
						264	H	Bethune-Cookman		2	8									
						264	H	Bethune-Cookman		6	5									
						264	H	Bethune-Cookman		6	4									
						200	H	N.C. A&T		9	0									
						200	H	N.C. A&T		3	15									
						200	H	N.C. A&T		2	5									
						22	A	Florida		1	12									
						286	A	Savannah St.		7	5									
						264	H	Bethune-Cookman		2	8									
						264	H	Bethune-Cookman		6	5									
						264	H	Bethune-Cookman		6	4									
						200	H	N.C. A&T		9	0									
						200	H	N.C. A&T		3	15									
						200	H	N.C. A&T		2	5									
						22	A	Florida		1	12									
						286	A	Savannah St.		7	5									
						264	H	Bethune-Cookman		2	8									
						264	H	Bethune-Cookman		6	5									
						264	H	Bethune-Cookman		6	4									
						200	H	N.C. A&T		9	0									
						200	H	N.C. A&T		3	15									
						200	H	N.C. A&T		2	5									
						22	A	Florida		1	12									
						286	A	Savannah St.		7	5									
						264	H	Bethune-Cookman		2	8									
						264	H	Bethune-Cookman		6	5									
						264	H	Bethune-Cookman		6	4									
						200	H	N.C. A&T		9	0									
						200	H	N.C. A&T		3	15									
						200	H	N.C. A&T		2	5									
						22	A	Florida		1	12									
						286	A	Savannah St.		7	5									
						264	H	Bethune-Cookman		2	8									
						264	H	Bethune-Cookman		6	5									
						264	H	Bethune-Cookman		6	4									
						200	H	N.C. A&T		9	0									
						200	H	N.C. A&T		3	15									
						200	H	N.C. A&T		2	5									
						22	A	Florida		1	12									
						286	A	Savannah St.		7	5									
						264	H	Bethune-Cookman		2	8									
						264	H	Bethune-Cookman		6	5									
						264	H	Bethune-Cookman		6	4									
						200	H	N.C. A&T		9	0									
						200	H	N.C. A&T		3	15									
						200	H	N.C. A&T		2	5									
						22	A	Florida		1	12									
						286	A	Savannah St.		7	5									
						264	H	Bethune-Cookman		2	8									
						264	H	Bethune-Cookman		6	5									
						264	H	Bethune-Cookman		6	4									
						200	H	N.C. A&T		9	0									
						200	H	N.C. A&T		3	15									
						200	H	N.C. A&T		2	5									
						22	A	Florida		1	12									
						286	A	Savannah St.		7	5									
						264	H	Bethune-Cookman		2	8									
						264	H	Bethune-Cookman		6	5									
						264	H	Bethune-Cookman		6	4									
						200	H	N.C. A&T		9	0									
						200	H	N.C. A&T		3	15									
						200	H	N.C. A&T		2	5									
						22	A	Florida		1	12									
						286	A	Savannah St.		7	5									
						264	H	Bethune-Cookman		2	8									
						264	H	Bethune-Cookman		6	5									
						264	H	Bethune-Cookman		6	4									
						200	H	N.C. A&T		9	0									
						200	H	N.C. A&T		3	15									
						200	H	N.C. A&T		2	5									
						22	A	Florida		1	12									
						286	A	Savannah St.		7	5									
						264	H	Bethune-Cookman		2	8									
						264	H	Bethune-Cookman		6	5									
						264	H	Bethune-Cookman		6	4									
						200	H	N.C. A&T		9	0									
						200	H	N.C. A&T		3	15									
						200	H	N.C. A&T		2	5									
						22	A	Florida		1	12									
						286	A	Savannah St.		7	5									
						264	H	Bethune-Cookman		2	8									
						264	H	Bethune-Cookman		6	5									
						264	H	Bethune-Cookman		6	4									
						200	H	N.C. A&T		9	0									
						200	H	N.C. A&T		3	15									
						200	H	N.C. A&T		2	5									
						22	A	Florida		1	12									
						286	A	Savannah St.		7	5									
						264	H	Bethune-Cookman		2	8									
						264	H	Bethune-Cookman		6	5									
						264	H	Bethune-Cookman		6	4									
						200	H	N.C. A&T		9	0									
						200	H	N.C. A&T		3	15									
						200	H	N.C. A&T		2	5									
						22	A	Florida		1	12									
						286	A	Savannah St.		7	5									
						264	H	Bethune-Cookman		2	8									
						264	H	Bethune-Cookman		6	5									
						264	H	Bethune-Cookman		6	4									
						200	H	N.C. A&T		9	0									
						200	H	N.C. A&T		3	15									
						200	H	N.C. A&T		2	5									
						22	A	Florida		1	12									
						286	A	Savannah St.		7	5									
						264	H	Bethune-Cookman		2	8									
						264	H	Bethune-Cookman		6	5									
						264	H	Bethune-Cookman		6	4									
						200	H	N.C. A&T		9	0									
						200	H	N.C. A&T		3	15									
						200	H	N.C. A&T		2	5									
						22	A	Florida		1	12									
						286	A	Savannah St.		7	5									
						264	H	Bethune-Cookman		2	8									
						264	H	Bethune-Cookman		6	5									
						264	H	Bethune-Cookman		6	4									
						200	H	N.C. A&T		9	0									
						200	H	N.C. A&T		3	15									
						200	H	N.C. A&T		2	5									
						22	A	Florida		1	12									
						286	A	Savannah St.		7	5									
						264	H	Bethune-Cookman		2	8									
						264	H	Bethune-Cookman		6	5									
						264	H	Bethune-Cookman		6	4									
						200	H	N.C. A&T		9	0									
						200	H	N.C. A&T		3	15									
						200	H	N.C. A&T		2	5									
						22	A	Florida		1	12									
						286	A	Savannah St.		7	5									
						264	H	Bethune-Cookman		2	8									
						264	H	Bethune-Cookman		6	5									
						264	H	Bethune-Cookman		6	4									
						200	H	N.C. A&T		9	0									
						200	H	N.C. A&T		3	15									
						200	H	N.C. A&T		2	5									
						22	A	Florida		1	12									
						286	A	Savannah St.		7	5									
						264	H	Bethune-Cookman		2	8									
						264	H	Bethune-Cookman		6	5									
						264	H	Bethune-Cookman		6	4									
						200	H	N.C. A&T		9	0									
						200	H	N.C. A&T		3	15									
						200	H	N.C. A&T		2	5									
						22	A	Florida		1	12									
						286	A	Savannah St.		7	5									
						264	H	Bethune-Cookman		2	8									
						264	H	Bethune-Cookman		6	5									
						264	H	Bethune-Cookman		6	4									
						200	H	N.C. A&T		9	0									
						200	H	N.C. A&T		3	15									
						200	H	N.C. A&T		2	5									
						22	A	Florida		1	12									
						286	A	Savannah St.		7	5									
						264	H	Bethune-Cookman		2	8									
						264	H	Bethune-Cookman		6	5									
						264	H	Bethune-Cookman		6	4									
						200	H	N.C. A&T		9	0									
						200	H	N.C. A&T		3	15									
						200	H	N.C. A&T		2	5									
						22	A	Florida		1	12									
						286	A	Savannah St.		7	5									
						264	H	Bethune-Cookman		2	8									
						264	H	Bethune-Cookman		6	5									
						264	H	Bethune-Cookman		6	4									
						200	H	N.C. A&T		9	0									
						200	H	N.C. A&T		3	15									
						200	H	N.C. A&T		2	5									
						22	A	Florida		1	12									
						286	A	Savannah St.		7	5									
						264	H	Bethune-Cookman		2	8									
						264	H	Bethune-Cookman		6	5									
						264	H	Bethune-Cookman		6	4									
						200	H	N.C. A&T		9	0									
						200	H	N.C. A&T		3	15									
						200	H	N.C. A&T		2	5									
						22	A	Florida		1	12									
						286	A	Savannah St.		7	5									
						264	H	Bethune-Cookman		2	8									
						264	H	Bethune-Cookman		6	5									
						264	H	Bethune-Cookman		6	4									
						200	H	N.C. A&T		9	0									
						200	H	N.C. A&T		3	15									
						200	H	N.C. A&T		2										

**Non-Div. I Games:**

Florida A&M



Florida A&M



Average RPI Win:	247	WON-LOST	WINNING	LAST 10	STRENGTH OF	OPP. STRENGTH	TEAM	ADJ	CONF.	ADJ CONF.								
Average RPI Loss:	153	RECORD	PCT. RANK	GAMES	SCHEDULE	OF SCHEDULE	RPI	RPI	RPI	RPI								
DIV. I ONLY		15-19-0	.44118 192	4-6-0	285	166	276	.41838 276	20	20								
DIV. I NON-CONF.		12-7-0	.63158 84	3-2-0	297	208	232	.45158 232	22	22								
<hr/>																		
TOTALS	RPI 1-25	RPI 26-50		W-L RECORDS		RPI 51-100		RPI 101-150		RPI 150+								
15-19-0	0-0-0	0-0-0		OVERALL		0-0-0		0-9-0		15-10-0								
13-8-0	0-0-0	0-0-0		HOME		0-0-0		0-3-0		13-5-0								
2-11-0	0-0-0	0-0-0		AWAY		0-0-0		0-6-0		2-5-0								
0-0-0	0-0-0	0-0-0		NEUTRAL		0-0-0		0-0-0		0-0-0								
<hr/>																		
12-7-0	0-0-0	0-0-0		NON-CONFERENCE		0-0-0		0-3-0		12-4-0								
10-2-0	0-0-0	0-0-0		HOME		0-0-0		0-0-0		10-2-0								
2-5-0	0-0-0	0-0-		AWAY		0-0-0		0-3-0		2-2-0								
0-0-0	0-0-0	0-0-0		NEUTRAL		0-0-0		0-0-0		0-0-0								
<hr/>																		
3-12-0	0-0-0	0-0-0		CONFERENCE		0-0-0		0-6-0		3-6-0								
3-6-0	0-0-0	0-0-0		HOME		0-0-0		0-3-0		3-3-0								
0-6-0	0-0-0	0-0-0		AWAY		0-0-0		0-3-0		0-3-0								
0-0-0	0-0-0	0-0-0		NEUTRAL		0-0-0		0-0-0		0-0-0								
<hr/>																		
RPI S	Opponent	Score	RPI S	Opponent	Score	RPI S	Opponent	Score	RPI S	Opponent	Score							
									108 A	South Alabama	2	10						
									108 A	South Alabama	1	8						
									108 A	South Alabama	3	7						
									129 H	Eastern Ill.	5	15						
									129 H	Eastern Ill.	12	13						
									129 H	Eastern Ill.	2	13						
									133 A	Austin Peay	1	8						
									133 A	Austin Peay	4	10						
									133 A	Austin Peay	0	6						
									162 A	Jacksonville St.	7	8						
									162 A	Jacksonville St.	10	12						
									162 A	Jacksonville St.	3	5						
									173 H	Central Ark.	3	2						
									173 H	Central Ark.	5	11						
									173 H	Central Ark.	7	9						
									180 H	Murray St.	7	14						
									180 H	Murray St.	10	4						
									180 H	Murray St.	3	7						
									190 A	Lipscomb	1	4						
									192 A	Middle Tenn.	4	11						
									223 H	SIUE	8	9						
												LAST 10 GAMES			223 H	SIUE	12	6
															223 H	SIUE	7	6
															234 H	Valparaiso	12	8
															238 A	North Ala.	7	6
238 H	North Ala.	7	1															
255 H	Western Ill.	8	3															
298 H	Alabama A&M	28	8															
255 H	Western Ill.	8	3															

**Non-Div. I Games:**

Tennessee Tech



RPI	S	Opponent	Score	
255	H	Western Ill.	7	4
255	H	Western Ill.	3	2
279	H	Youngstown St.	7	2
279	H	Youngstown St.	8	4
279	H	Youngstown St.	9	2
298	A	Alabama A&M	23	2
298	H	Alabama A&M	28	8

Tennessee Tech

T  
e  
n  
n  
e  
s  
s  
e  
e  
T  
e  
c  
h

T  
e  
n  
n  
e  
s  
s  
e  
e  
T  
e  
c  
h



Average RPI Win: 242		WON-LOST	WINNING	LAST 10	STRENGTH OF		OPP. STRENGTH	TEAM	ADJ	CONF.	ADJ CONF.
Average RPI Loss: 235		RECORD	PCT. RANK	GAMES	SCHEDULE		OF SCHEDULE	RPI	RPI	RPI	RPI
DIV. I ONLY		12-20-0	.375	231	5-5-0		268	292	277	.41713	277
DIV. I NON-CONF.		4-10-0	.28571	242	0-1-0		263	276	283	.40344	283
TOTALS		RPI 1-25	RPI 26-50		W-L RECORDS		RPI 51-100		RPI 101-150		RPI 150+
12-20-0	0-0-0	0-0-0		OVERALL		0-0-0		2-1-0		10-19-0	
5-6-0	0-0-0	0-0-0		HOME		0-0-0		2-1-0		3-5-0	
6-12-0	0-0-0	0-0-0		AWAY		0-0-0		0-0-0		6-12-0	
1-2-0	0-0-0	0-0-0		NEUTRAL		0-0-0		0-0-0		1-2-0	
4-10-0	0-0-0	0-0-0		NON-CONFERENCE		0-0-0		2-1-0		2-9-0	
2-2-0	0-0-0	0-0-0		HOME		0-0-0		2-1-0		0-1-0	
1-6-0	0-0-0	0-0-0		AWAY		0-0-0		0-0-0		1-6-0	
1-2-0	0-0-0	0-0-0		NEUTRAL		0-0-0		0-0-0		1-2-0	
8-10-0	0-0-0	0-0-0		CONFERENCE		0-0-0		0-0-0		8-10-0	
3-4-0	0-0-0	0-0-0		HOME		0-0-0		0-0-0		3-4-0	
5-6-0	0-0-0	0-0-0		AWAY		0-0-0		0-0-0		5-6-0	
0-0-0	0-0-0	0-0-0		NEUTRAL		0-0-0		0-0-0		0-0-0	
RPI S	Opponent	Score	RPI S	Opponent	Score	RPI S	Opponent	Score	RPI S	Opponent	Score
									120 H	Marist	2 12
									120 H	Marist	3 1
									120 H	Marist	6 1
									161 A	Navy	3 11
									213 A	Delaware	2 13
									220 N	UMBC	2 3
									220 N	UMBC	6 5
									220 N	UMBC	5 10
									229 A	La Salle	2 12
									229 H	La Salle	4 7
									239 A	N.C. Central	1 4
									239 A	N.C. Central	4 3
									241 A	Coppin St.	4 14
									241 A	Coppin St.	5 11
									241 A	Coppin St.	10 0
									241 H	Coppin St.	5 1
									241 H	Coppin St.	11 12
									241 H	Coppin St.	5 10
									250 A	George Washington	1 18
									261 A	Norfolk St.	5 8
									261 A	Norfolk St.	0 9
									261 A	Norfolk St.	2 7
									261 H	Norfolk St.	3 7
									261 H	Norfolk St.	16 6
									261 H	Norfolk St.	3 9
									278 A	The Citadel	3 9
									278 A	The Citadel	0 5
LAST 10 GAMES											
			261 H	Norfolk St.	16 6		241 A	Coppin St.	4 14		
			261 H	Norfolk St.	3 7		241 A	Coppin St.	10 0		
			239 A	N.C. Central	1 4		213 A	Delaware	2 13		
			295 H	UMES	15 5		261 H	Norfolk St.	3 9		
			241 A	Coppin St.	5 11		295 A	UMES	10 5		

Non-Div. I Games:

Delaware St.



RPI	S	Opponent	Score	
278	A	The Citadel	3	1
295	A	UMES	9	2
295	A	UMES	6	2
295	A	UMES	10	5
295	H	UMES	15	5

Delaware St.

D  
e  
l  
a  
w  
a  
r  
e  
s  
t  
.

D  
e  
l  
a  
w  
a  
r  
e  
s  
t  
.



Average RPI Win: 249		WON-LOST	WINNING	LAST 10	STRENGTH OF		OPP. STRENGTH	TEAM	ADJ		CONF.	ADJ CONF.			
Average RPI Loss: 135		RECORD	PCT. RANK	GAMES	SCHEDULE		OF SCHEDULE	RPI	RPI		RPI	RPI			
DIV. I ONLY		10-26-0	.27778	267	1-9-0		185	210	278	.4154	278	16	16		
DIV. I NON-CONF.		7-17-0	.29167	238	0-2-0		153	231	264	.42771	264	18	18		
TOTALS		RPI 1-25	RPI 26-50		W-L RECORDS		RPI 51-100		RPI 101-150		RPI 150+				
10-26-0		0-0-0	0-5-0		OVERALL		0-5-0		0-5-0		10-11-0				
10-11-0		0-0-0	0-1-0		HOME		0-4-0		0-1-0		10-5-0				
0-15-0		0-0-0	0-4-0		AWAY		0-1-0		0-4-0		0-6-0				
0-0-0		0-0-0	0-0-0		NEUTRAL		0-0-0		0-0-0		0-0-0				
7-17-0		0-0-0	0-5-0		NON-CONFERENCE		0-5-0		0-2-0		7-5-0				
7-8-0		0-0-0	0-1-0		HOME		0-4-0		0-1-0		7-2-0				
0-9-0		0-0-0	0-0-		AWAY		0-1-0		0-1-0		0-3-0				
0-0-0		0-0-0	0-0-0		NEUTRAL		0-0-0		0-0-0		0-0-0				
3-9-0		0-0-0	0-0-0		CONFERENCE		0-0-0		0-3-0		3-6-0				
3-3-0		0-0-0	0-0-0		HOME		0-0-0		0-0-0		3-3-0				
0-6-0		0-0-0	0-0-0		AWAY		0-0-0		0-3-0		0-3-0				
0-0-0		0-0-0	0-0-0		NEUTRAL		0-0-0		0-0-0		0-0-0				
RPI	S	Opponent	Score	RPI	S	Opponent	Score	RPI	S	Opponent	Score	RPI	S	Opponent	Score
				46	A	Indiana St.	1 5	62	H	Ga. Southern	2 6	131	A	South Fla.	1 9
				46	A	Indiana St.	2 4	67	H	Michigan	1 9	134	A	Samford	2 6
				46	A	Indiana St.	0 8	67	H	Michigan	0 2	134	A	Samford	3 10
				50	A	South Carolina	0 9	67	H	Michigan	3 6	134	A	Samford	4 8
				50	H	South Carolina	9 10	83	A	Col. of Charleston	1 11	145	H	Kent St.	2 11
												158	A	Winthrop	1 8
												158	H	Winthrop	1 4
												163	A	Furman	2 7
												163	A	Furman	6 20
												163	A	Furman	4 5
												194	H	Mercer	3 10
												194	H	Mercer	8 5
												194	H	Mercer	0 10
												238	H	North Ala.	6 3
												238	H	North Ala.	8 3
												238	H	North Ala.	7 4
												254	H	VMI	3 2
												254	H	VMI	1 0
												254	H	VMI	5 9
												259	A	Charleston So.	5 10
												259	A	Charleston So.	5 10
												259	H	Charleston So.	4 3
												259	H	Charleston So.	10 1
												277	H	Delaware St.	9 3
												277	H	Delaware St.	5 0
												277	H	Delaware St.	1 3
LAST 10 GAMES				131	A	South Fla.	1 9	194	H	Mercer	3 10	259	H	Charleston So.	10 1
				134	A	Samford	3 10	194	H	Mercer	8 5	277	H	Delaware St.	9 3
				134	A	Samford	2 6	259	A	Charleston So.	5 10	277	H	Delaware St.	5 0
				134	A	Samford	4 8	163	A	Furman	2 7	277	H	Delaware St.	1 3
				194	H	Mercer	0 10	163	A	Furman	6 20				

Non-Div. I Games:

The Citadel



[illegible]

**Non-Div. I Games:**

Youngstown St.



RPI	S	Opponent	Score	
276	A	Tennessee Tech	2	9
276	A	Tennessee Tech	4	8

Youngstown St.

Y  
o  
u  
n  
g  
s  
t  
o  
w  
n  
s  
t  
.

Y  
o  
u  
n  
g  
s  
t  
o  
w  
n  
s  
t  
.



Average RPI Win: 190		WON-LOST	WINNING	LAST 10	STRENGTH OF		OPP. STRENGTH	TEAM	ADJ	CONF.	ADJ CONF.
Average RPI Loss: 164		RECORD	PCT. RANK	GAMES	SCHEDULE		OF SCHEDULE	RPI	RPI	RPI	RPI
DIV. I ONLY		6-29-1	.18056 296	3-7-0	190		245	280	.40933 280	25	25
DIV. I NON-CONF.		3-20-1	.14583 288	0-4-0	228		191	284	.40149 284	25	25
TOTALS		RPI 1-25	RPI 26-50	W-L RECORDS	RPI 51-100		RPI 101-150		RPI 150+		
6-29-1	0-0-0		0-0-0	OVERALL	0-5-0		2-8-0		4-16-1		
2-3-0	0-0-0		0-0-0	HOME	0-0-0		0-1-0		2-2-0		
3-20-0	0-0-0		0-0-0	AWAY	0-3-0		1-6-0		2-11-0		
1-6-1	0-0-0		0-0-0	NEUTRAL	0-2-0		1-1-0		0-3-1		
3-20-1	0-0-0		0-0-0	NON-CONFERENCE	0-5-0		2-5-0		1-10-1		
0-2-0	0-0-0		0-0-0	HOME	0-0-0		0-1-0		0-1-0		
2-12-0	0-0-0		0-0-	AWAY	0-3-0		1-3-0		1-6-0		
1-6-1	0-0-0		0-0-0	NEUTRAL	0-2-0		1-1-0		0-3-1		
3-9-0	0-0-0		0-0-0	CONFERENCE	0-0-0		0-3-0		3-6-0		
2-1-0	0-0-0		0-0-0	HOME	0-0-0		0-0-0		2-1-0		
1-8-0	0-0-0		0-0-0	AWAY	0-0-0		0-3-0		1-5-0		
0-0-0	0-0-0		0-0-0	NEUTRAL	0-0-0		0-0-0		0-0-0		
RPI S	Opponent	Score	RPI S	Opponent	Score	RPI S	Opponent	Score	RPI S	Opponent	Score
						71 A	TCU	2 12	104 A	Miami (OH)	6 7
						71 A	TCU	4 16	104 A	Miami (OH)	3 13
						71 A	TCU	1 12	104 A	Miami (OH)	6 7
						82 N	Incarnate Word	0 4	119 N	Notre Dame	3 11
						82 N	Incarnate Word	3 8	119 N	Notre Dame	4 2
									147 A	A&M-Corpus Christi	4 12
									147 A	A&M-Corpus Christi	2 7
									147 A	A&M-Corpus Christi	2 8
									150 A	Dayton	10 2
									150 H	Dayton	1 4
									154 A	Ball St.	5 11
									154 A	Ball St.	7 5
									154 A	Ball St.	2 3
									165 A	Marshall	3 10
									165 A	Marshall	3 25
									165 A	Marshall	1 6
									165 A	Marshall	5 8
									170 A	Abilene Christian	6 5
									188 A	Michigan St.	3 5
									206 N	NJIT	9 9
									206 N	NJIT	4 5
									206 N	NJIT	4 10
									206 N	NJIT	9 10
									248 A	Oakland	9 10
									248 H	Oakland	8 14
									269 A	Northern Ill.	4 9
									269 A	Northern Ill.	3 4
Non-Div. I Games:		Northwestern Ohio	13 3	Concordia (MI)	11 6	Eastern Mich.					



RPI	S	Opponent	Score	
269	A	Northern Ill.	3	6
272	H	Bowling Green	4	7
272	H	Bowling Green	3	1
272	H	Bowling Green	4	0

Eastern Mich.

E  
a  
s  
t  
e  
r  
n  
M  
i  
c  
h  
.

E  
a  
s  
t  
e  
r  
n  
M  
i  
c  
h  
.



Average RPI Win: 283		WON-LOST RECORD		WINNING PCT. RANK		LAST 10 GAMES		STRENGTH OF SCHEDULE		OPP. STRENGTH OF SCHEDULE		TEAM RPI		ADJ RPI		CONF. RPI		ADJ CONF. RPI	
DIV. I ONLY		5-17-0		.22727 287		1-9-0		218		295		281		.40824 281		31		31	
DIV. I NON-CONF.		0-7-0		0 297		0-3-0		16		114		266		.4258 266		30		30	
TOTALS		RPI 1-25		RPI 26-50		W-L RECORDS		RPI 51-100		RPI 101-150		RPI 150+							
5-17-0		0-1-0		0-1-0		OVERALL		0-2-0		0-3-0		5-10-0							
1-4-0		0-0-0		0-0-0		HOME		0-0-0		0-0-0		1-4-0							
4-13-0		0-1-0		0-1-0		AWAY		0-2-0		0-3-0		4-6-0							
0-0-0		0-0-0		0-0-0		NEUTRAL		0-0-0		0-0-0		0-0-0							
0-7-0		0-1-0		0-1-0		NON-CONFERENCE		0-2-0		0-3-0		0-0-0							
0-0-0		0-0-0		0-0-0		HOME		0-0-0		0-0-0		0-0-0							
0-7-0		0-1-0		0-0-		AWAY		0-2-0		0-3-0		0-0-0							
0-0-0		0-0-0		0-0-0		NEUTRAL		0-0-0		0-0-0		0-0-0							
5-10-0		0-0-0		0-0-0		CONFERENCE		0-0-0		0-0-0		5-10-0							
1-4-0		0-0-0		0-0-0		HOME		0-0-0		0-0-0		1-4-0							
4-6-0		0-0-0		0-0-0		AWAY		0-0-0		0-0-0		4-6-0							
0-0-0		0-0-0		0-0-0		NEUTRAL		0-0-0		0-0-0		0-0-0							
RPI	S	Opponent		Score		RPI	S	Opponent		Score		RPI	S	Opponent		Score			
12	A	Mississippi St.		5	18	38	A	Louisiana Tech		1	21	93	A	Arkansas St.		0	10		
												93	A	Arkansas St.		2	4		
												107	A	Memphis		1	8		
												121	A	Northwestern St.		0	9		
												121	A	Northwestern St.		0	11		
												257	A	Alabama St.		6	12		
												257	A	Alabama St.		3	13		
												257	A	Alabama St.		12	11		
												257	H	Alabama St.		4	5		
												257	H	Alabama St.		2	12		
												260	A	Grambling		7	9		
												274	H	Jackson St.		3	13		
												274	H	Jackson St.		2	0		
												274	H	Jackson St.		1	11		
												294	A	Alcorn		9	2		
												294	A	Alcorn		14	2		
												294	A	Alcorn		15	5		
												298	A	Alabama A&M		0	6		
												298	A	Alabama A&M		6	11		
												298	A	Alabama A&M		2	6		
LAST 10 GAMES																			
						257	H	Alabama St.		2	12	121	A	Northwestern St.		0	9		
						257	H	Alabama St.		4	5	121	A	Northwestern St.		0	11		
						257	A	Alabama St.		3	13	298	A	Alabama A&M		6	11		
						257	A	Alabama St.		12	11	298	A	Alabama A&M		2	6		
						260	A	Grambling		7	9	298	A	Alabama A&M		0	6		

Non-Div. I Games: Tougaloo 1 0

Mississippi Val.



Average RPI Win:	156	WON-LOST RECORD	WINNING PCT. RANK	LAST 10 GAMES	STRENGTH OF SCHEDULE	OPP. STRENGTH OF SCHEDULE	TEAM RPI	ADJ RPI	CONF. RPI	ADJ CONF. RPI	
DIV. I ONLY	8-27-0	.22857	285	4-6-0	215	159	282	.4068	282	7	7
DIV. I NON-CONF.	6-16-0	.27273	246	2-1-0	273	240	290	.38766	290	9	9
TOTALS	RPI 1-25	RPI 26-50	W-L RECORDS	RPI 51-100	RPI 101-150	RPI 150+					
8-27-0	0-0-0	0-3-0	OVERALL	2-6-0	2-6-0	4-12-0					
5-16-0	0-0-0	0-0-0	HOME	1-4-0	1-6-0	3-6-0					
3-11-0	0-0-0	0-3-0	AWAY	1-2-0	1-0-0	1-6-0					
0-0-0	0-0-0	0-0-0	NEUTRAL	0-0-0	0-0-0	0-0-0					
6-16-0	0-0-0	0-0-0	NON-CONFERENCE	0-1-0	2-3-0	4-12-0					
4-10-0	0-0-0	0-0-0	HOME	0-1-0	1-3-0	3-6-0					
2-6-0	0-0-0	0-0-	AWAY	0-0-0	1-0-0	1-6-0					
0-0-0	0-0-0	0-0-0	NEUTRAL	0-0-0	0-0-0	0-0-0					
2-11-0	0-0-0	0-3-0	CONFERENCE	2-5-0	0-3-0	0-0-0					
1-6-0	0-0-0	0-0-0	HOME	1-3-0	0-3-0	0-0-0					
1-5-0	0-0-0	0-3-0	AWAY	1-2-0	0-0-0	0-0-0					
0-0-0	0-0-0	0-0-0	NEUTRAL	0-0-0	0-0-0	0-0-0					
RPI	S	Opponent	Score	RPI	S	Opponent	Score	RPI	S	Opponent	Score
				47	A	Loyola Marymount	1 2				
				47	A	Loyola Marymount	3 7				
				47	A	Loyola Marymount	5 6				
								53	H	Washington	1 11
								55	A	Pepperdine	5 2
								55	A	Pepperdine	4 5
								55	A	Pepperdine	1 10
								57	H	Gonzaga	4 0
								99	H	San Francisco	0 10
								99	H	San Francisco	1 4
								99	H	San Francisco	4 6

Non-Div. I Games:

Santa Clara



Average RPI Win: 239		WON-LOST	WINNING	LAST 10	STRENGTH OF		OPP. STRENGTH	TEAM	ADJ		CONF.	ADJ CONF.
Average RPI Loss: 130		RECORD	PCT. RANK	GAMES	SCHEDULE		OF SCHEDULE	RPI	RPI		RPI	RPI
DIV. I ONLY		8-29-0	.21622	292	3-7-0		240	165	283		23	23
DIV. I NON-CONF.		3-21-0	.125	290	0-3-0		144	134	274		24	24
TOTALS		RPI 1-25	RPI 26-50		W-L RECORDS		RPI 51-100		RPI 101-150		RPI 150+	
8-29-0		0-0-0	1-8-0		OVERALL		0-6-0		0-7-0		7-8-0	
2-15-0		0-0-0	0-2-0		HOME		0-6-0		0-4-0		2-3-0	
6-14-0		0-0-0	1-6-0		AWAY		0-0-0		0-3-0		5-5-0	
0-0-0		0-0-0	0-0-0		NEUTRAL		0-0-0		0-0-0		0-0-0	
3-21-0		0-0-0	1-8-0		NON-CONFERENCE		0-6-0		0-3-0		2-4-0	
1-9-0		0-0-0	0-2-0		HOME		0-6-0		0-0-0		1-1-0	
2-12-0		0-0-0	1-0-		AWAY		0-0-0		0-3-0		1-3-0	
0-0-0		0-0-0	0-0-0		NEUTRAL		0-0-0		0-0-0		0-0-0	
5-8-0		0-0-0	0-0-0		CONFERENCE		0-0-0		0-4-0		5-4-0	
1-6-0		0-0-0	0-0-0		HOME		0-0-0		0-4-0		1-2-0	
4-2-0		0-0-0	0-0-0		AWAY		0-0-0		0-0-0		4-2-0	
0-0-0		0-0-0	0-0-0		NEUTRAL		0-0-0		0-0-0		0-0-0	
RPI S	Opponent	Score	RPI S	Opponent	Score	RPI S	Opponent	Score	RPI S	Opponent	Score	
			32 H	Oregon	9 12	52 H	UC Irvine	4 17	118 A	Utah	5 11	
			48 A	Fresno St.	4 3	52 H	UC Irvine	4 17	123 A	Air Force	9 12	
			48 A	Fresno St.	3 6	52 H	UC Irvine	0 15	123 A	Air Force	15 16	
			48 A	Fresno St.	3 8	73 H	Saint Mary's (CA)	1 10	132 H	Grand Canyon	4 14	
			49 A	BYU	1 5	73 H	Saint Mary's (CA)	1 13	132 H	Grand Canyon	4 11	
			49 H	BYU	13 14	73 H	Saint Mary's (CA)	3 8	132 H	Grand Canyon	4 9	
			50 A	South Carolina	3 10				143 H	New Mexico St.	0 14	
			50 A	South Carolina	3 15				242 A	Seattle U	6 5	
			50 A	South Carolina	5 6				242 A	Seattle U	5 8	
									242 A	Seattle U	4 2	
									253 A	UC Davis	11 9	
									253 A	UC Davis	4 7	
									253 A	UC Davis	2 4	
									253 A	UC Davis	1 7	
									262 H	Chicago St.	3 5	
									262 H	Chicago St.	16 6	
									262 H	Chicago St.	6 7	
									288 H	Niagara	8 12	
									288 H	Niagara	8 2	
									289 A	Northern Colo.	10 11	
									289 A	Northern Colo.	5 4	
									289 A	Northern Colo.	9 6	
LAST 10 GAMES												
			73 H	Saint Mary's (CA)	1 10	262 H	Chicago St.	3 5				
			253 A	UC Davis	4 7	262 H	Chicago St.	6 7				
			73 H	Saint Mary's (CA)	1 13	262 H	Chicago St.	16 6				
			143 H	New Mexico St.	0 14	123 A	Air Force	9 12				
			118 A	Utah	5 11	123 A	Air Force	15 16				

Non-Div. I Games:

Utah Valley



R  
i  
d  
e  
r

Rider







[illegible]

**Non-Div. I Games:**

Bucknell



Bucknell



Average RPI Win: 220		WON-LOST RECORD	WINNING PCT. RANK	LAST 10 GAMES	STRENGTH OF SCHEDULE	OPP. STRENGTH OF SCHEDULE	TEAM RPI	ADJ RPI	CONF. RPI	ADJ CONF. RPI	
Average RPI Loss: 248											
DIV. I ONLY		7-19-1	.27778 267	3-7-0	219	294	286	.40328 286	30	30	
DIV. I NON-CONF.		1-5-1	.21429 273	0-2-0	151	294	282	.40434 282	31	31	
<hr/>											
TOTALS		RPI 1-25	RPI 26-50		W-L RECORDS		RPI 51-100		RPI 101-150		RPI 150+
7-19-1		0-0-0	0-0-0		OVERALL		0-0-0		0-0-0		7-19-1
5-6-1		0-0-0	0-0-0		HOME		0-0-0		0-0-0		5-6-1
2-13-0		0-0-0	0-0-0		AWAY		0-0-0		0-0-0		2-13-0
0-0-0		0-0-0	0-0-0		NEUTRAL		0-0-0		0-0-0		0-0-0
1-5-1		0-0-0	0-0-0		NON-CONFERENCE		0-0-0		0-0-0		1-5-1
1-2-1		0-0-0	0-0-0		HOME		0-0-0		0-0-0		1-2-1
0-3-0		0-0-0	0-0-		AWAY		0-0-0		0-0-0		0-3-0
0-0-0		0-0-0	0-0-0		NEUTRAL		0-0-0		0-0-0		0-0-0
6-14-0		0-0-0	0-0-0		CONFERENCE		0-0-0		0-0-0		6-14-0
4-4-0		0-0-0	0-0-0		HOME		0-0-0		0-0-0		4-4-0
2-10-0		0-0-0	0-0-0		AWAY		0-0-0		0-0-0		2-10-0
0-0-0		0-0-0	0-0-0		NEUTRAL		0-0-0		0-0-0		0-0-0
RPI	S	Opponent	Score	RPI	S	Opponent	Score	RPI	S	Opponent	Score
								182	H	Omaha	0 2
								182	H	Omaha	5 4
								182	H	Omaha	3 3
								194	A	Mercer	1 8
								200	A	N.C. A&T	3 2
								200	A	N.C. A&T	5 6
								200	A	N.C. A&T	10 4
								217	A	Georgia St.	1 5
								239	H	N.C. Central	4 1
								239	H	N.C. Central	4 3
								239	H	N.C. Central	5 3
								241	H	Coppin St.	8 10
								241	H	Coppin St.	10 3
								241	H	Coppin St.	5 11
								241	H	Coppin St.	7 8
								259	A	Charleston So.	3 5
								259	H	Charleston So.	6 7
								261	A	Norfolk St.	4 6
								261	A	Norfolk St.	2 5
								261	A	Norfolk St.	7 10
								264	A	Bethune-Cookman	9 10
								264	A	Bethune-Cookman	0 13
								264	A	Bethune-Cookman	5 8
								275	A	Florida A&M	3 6
								275	A	Florida A&M	0 10
								275	A	Florida A&M	6 8
								275	H	Florida A&M	5 7
LAST 10 GAMES								264	A	Bethune-Cookman	9 10
								264	A	Bethune-Cookman	5 8
								264	A	Bethune-Cookman	0 13
								275	A	Florida A&M	3 6
								275	A	Florida A&M	0 10
								275	A	Florida A&M	6 8
								275	H	Florida A&M	5 7
								200	A	N.C. A&T	10 4
								200	A	N.C. A&T	5 6
								275	H	Florida A&M	5 7

Non-Div. I Games:

Savannah St.



Average RPI Win:	198	WON-LOST RECORD	WINNING PCT. RANK	LAST 10 GAMES		STRENGTH OF SCHEDULE	OPP. STRENGTH OF SCHEDULE	TEAM RPI	ADJ RPI	CONF. RPI	ADJ CONF. RPI
Average RPI Loss:	210										
DIV. I ONLY		10-24-0	.29412 261	5-5-0		247	277	287	.39328 287	17	17
DIV. I NON-CONF.		7-20-0	.25926 253	2-1-0		239	285	289	.39207 289	15	15
TOTALS	RPI 1-25		RPI 26-50	W-L RECORDS		RPI 51-100			RPI 101-150		RPI 150+
10-24-0	0-0-0		0-0-0	OVERALL		1-0-0			2-5-0		7-19-0
6-11-0	0-0-0		0-0-0	HOME		0-0-0			1-0-0		5-11-0
1-5-0	0-0-0		0-0-0	AWAY		1-0-0			0-3-0		0-2-0
3-8-0	0-0-0		0-0-0	NEUTRAL		0-0-0			1-2-0		2-6-0
7-20-0	0-0-0		0-0-0	NON-CONFERENCE		0-0-0			2-5-0		5-15-0
4-7-0	0-0-0		0-0-0	HOME		0-0-0			1-0-0		3-7-0
0-5-0	0-0-0		0-0-	AWAY		0-0-0			0-3-0		0-2-0
3-8-0	0-0-0		0-0-0	NEUTRAL		0-0-0			1-2-0		2-6-0
3-4-0	0-0-0		0-0-0	CONFERENCE		1-0-0			0-0-0		2-4-0
2-4-0	0-0-0		0-0-0	HOME		0-0-0			0-0-0		2-4-0
1-0-0	0-0-0		0-0-0	AWAY		1-0-0			0-0-0		0-0-0
0-0-0	0-0-0		0-0-0	NEUTRAL		0-0-0			0-0-0		0-0-0
RPI S Opponent Score			RPI S Opponent Score			RPI S Opponent Score			RPI S Opponent Score		
						88 A St. John's (NY) 5 1			111 A Virginia 2 7		
									111 A Virginia 3 7		
									111 A Virginia 2 10		
									135 N Central Mich. 1 9		
									135 N Central Mich. 13 7		
									148 H Penn 5 4		
									149 N Milwaukee 4 7		
									161 H Navy 3 14		
									161 H Navy 1 5		
									177 N Northeastern 5 2		
									196 H Lafayette 6 8		
									202 H Seton Hall 3 6		
									202 H Seton Hall 6 5		
									202 H Seton Hall 5 7		
									221 H LIU Brooklyn 3 11		
									221 H LIU Brooklyn 1 4		
									221 H LIU Brooklyn 0 3		
									222 N Pittsburgh 2 7		
									229 A La Salle 7 8		
									229 H La Salle 1 0		
									229 H La Salle 8 6		
				LAST 10 GAMES					233 A Saint Joseph's 0 4		
				266 H Georgetown 2 4		111 A Virginia 2 7			233 H Saint Joseph's 8 7		
				202 H Seton Hall 3 6		88 A St. John's (NY) 5 1			246 N Western Mich. 2 11		
				202 H Seton Hall 6 5		266 H Georgetown 2 4			262 N Chicago St. 9 13		
				196 H Lafayette 6 8		266 H Georgetown 3 1			262 N Chicago St. 11 12		
				285 H Bucknell 5 10		233 H Saint Joseph's 8 7			266 H Georgetown 2 4		

**Non-Div. I Games:**

Villanova



Villanova



Average RPI Win: 225		WON-LOST RECORD	WINNING PCT. RANK		LAST 10 GAMES	STRENGTH OF SCHEDULE	OPP. STRENGTH OF SCHEDULE	TEAM RPI	ADJ RPI		CONF. RPI	ADJ CONF. RPI			
Average RPI Loss: 210															
DIV. I ONLY		8-23-0	.25806	274	2-8-0	288	254	288	.39041	288	28	28			
DIV. I NON-CONF.		5-16-0	.2381	263	1-3-0	291	219	287	.39375	287	27	27			
<hr/>															
TOTALS		RPI 1-25		RPI 26-50		W-L RECORDS		RPI 51-100		RPI 101-150		RPI 150+			
8-23-0		0-0-0		0-1-0		OVERALL		0-0-0		2-3-0		6-19-0			
1-5-0		0-0-0		0-0-0		HOME		0-0-0		0-1-0		1-4-0			
7-16-0		0-0-0		0-1-0		AWAY		0-0-0		2-1-0		5-14-0			
0-2-0		0-0-0		0-0-0		NEUTRAL		0-0-0		0-1-0		0-1-0			
5-16-0		0-0-0		0-1-0		NON-CONFERENCE		0-0-0		2-2-0		3-13-0			
1-1-0		0-0-0		0-0-0		HOME		0-0-0		0-0-0		1-1-0			
4-13-0		0-0-0		0-0-		AWAY		0-0-0		2-1-0		2-11-0			
0-2-0		0-0-0		0-0-0		NEUTRAL		0-0-0		0-1-0		0-1-0			
3-7-0		0-0-0		0-0-0		CONFERENCE		0-0-0		0-1-0		3-6-0			
0-4-0		0-0-0		0-0-0		HOME		0-0-0		0-1-0		0-3-0			
3-3-0		0-0-0		0-0-0		AWAY		0-0-0		0-0-0		3-3-0			
0-0-0		0-0-0		0-0-0		NEUTRAL		0-0-0		0-0-0		0-0-0			
RPI	S	Opponent	Score	RPI	S	Opponent	Score	RPI	S	Opponent	Score	RPI	S	Opponent	Score
				49	A	BYU	5 11			113	A	Cincinnati	8	7	
										113	A	Cincinnati	0	5	
										113	A	Cincinnati	2	1	
										118	N	Utah	6	10	
										141	H	Canisius	0	9	
										175	A	Binghamton	4	16	
										185	A	New Mexico	4	7	
										185	A	New Mexico	3	5	
										185	A	New Mexico	3	13	
										185	A	New Mexico	5	3	
										200	A	N.C. A&T	2	6	
										200	A	N.C. A&T	3	4	
										200	A	N.C. A&T	0	6	
										208	H	Quinnipiac	2	7	
										208	H	Quinnipiac	1	3	
										208	H	Quinnipiac	1	7	
										236	N	Central Conn. St.	4	5	
										263	A	Monmouth	3	9	
										263	A	Monmouth	3	8	
										263	A	Monmouth	5	0	
										273	H	St. Bonaventure	9	4	
										273	H	St. Bonaventure	6	10	
										283	A	Utah Valley	12	8	
										283	A	Utah Valley	2	8	
										284	A	Rider	5	13	
										284	A	Rider	1	0	
										284	A	Rider	12	9	
LAST 10 GAMES															
				208	H	Quinnipiac	1 3	285	A	Bucknell	1 13	283	A	Utah Valley	12 8
				208	H	Quinnipiac	2 7	285	A	Bucknell	1 7	283	A	Utah Valley	2 8
				208	H	Quinnipiac	1 7	200	A	N.C. A&T	0 6	284	A	Rider	5 13
				141	H	Canisius	0 9	185	A	New Mexico	3 5	284	A	Rider	1 0
				49	A	BYU	5 11	284	A	Rider	1 0	284	A	Rider	12 9

Non-Div. I Games:

Niagara



RPI	S	Opponent	Score	
285	A	Bucknell	1	7
285	A	Bucknell	1	13
285	A	Bucknell	1	14

Niagara

N  
i  
a  
g  
a  
r  
a

N  
i  
a  
g  
a  
r  
a



[illegible]

Non-Div. I Games:	Colorado St.-Pueblo	17	7	MSU Denver
-------------------	---------------------	----	---	------------

Northern Colo.



Average RPI Win:	260		WON-LOST RECORD	WINNING PCT. RANK	LAST 10 GAMES		STRENGTH OF SCHEDULE	OPP. STRENGTH OF SCHEDULE	TEAM RPI	ADJ RPI	CONF. RPI	ADJ CONF. RPI
DIV. I ONLY			6-28-0	.17647    297	2-8-0		261	272	290	.38229    290	31	31
DIV. I NON-CONF.			2-11-0	.15385    286	1-2-0		53	52	206	.46956    206	30	30
TOTALS	RPI 1-25			RPI 26-50		W-L RECORDS		RPI 51-100			RPI 101-150	RPI 150+
6-28-0	0-2-0			0-3-0		OVERALL		0-1-0			0-1-0	6-21-0
1-6-0	0-0-0			0-0-0		HOME		0-0-0			0-0-0	1-6-0
4-20-0	0-2-0			0-3-0		AWAY		0-1-0			0-1-0	4-13-0
1-2-0	0-0-0			0-0-0		NEUTRAL		0-0-0			0-0-0	1-2-0
2-11-0	0-2-0			0-3-0		NON-CONFERENCE		0-1-0			0-1-0	2-4-0
0-0-0	0-0-0			0-0-0		HOME		0-0-0			0-0-0	0-0-0
1-11-0	0-2-0			0-0-		AWAY		0-1-0			0-1-0	1-4-0
1-0-0	0-0-0			0-0-0		NEUTRAL		0-0-0			0-0-0	1-0-0
4-17-0	0-0-0			0-0-0		CONFERENCE		0-0-0			0-0-0	4-17-0
1-6-0	0-0-0			0-0-0		HOME		0-0-0			0-0-0	1-6-0
3-9-0	0-0-0			0-0-0		AWAY		0-0-0			0-0-0	3-9-0
0-2-0	0-0-0			0-0-0		NEUTRAL		0-0-0			0-0-0	0-2-0
RPI	S	Opponent	Score	RPI	S	Opponent	Score	RPI	S	Opponent	Score	
7	A	Arkansas	4 <span style="background-color:#ffcccc;">16</span>	27	A	Ole Miss	2 <span style="background-color:#ffcc99;">12</span>	54	A	UT Arlington	2 <span style="background-color:#ffcc99;">10</span>	110 A Little Rock 151 A SFA 170 A Abilene Christian 170 A Abilene Christian 170 A Abilene Christian 173 A Central Ark. 198 A Southern U. 198 A Southern U. 198 A Southern U. 198 H Southern U. 198 H Southern U. 244 H Texas Southern 244 H Texas Southern 244 H Texas Southern 257 N Alabama St. 260 A Grambling 260 A Grambling 260 A Grambling 275 N Florida A&M 292 A Prairie View 292 A Prairie View 292 A Prairie View
12	A	Mississippi St.	1 <span style="background-color:#ffcccc;">14</span>	27	A	Ole Miss	0 <span style="background-color:#ffcc99;">25</span>					3 <span style="background-color:#ffcc99;">12</span> 6 <span style="background-color:#ffcccc;">4</span> 7 <span style="background-color:#ffcc99;">9</span> 7 <span style="background-color:#ffcc99;">16</span> 4 <span style="background-color:#ffcc99;">5</span> 1 <span style="background-color:#ffcc99;">8</span> 4 <span style="background-color:#ffcc99;">9</span>  13 <span style="background-color:#ffcc99;">16</span> 4 <span style="background-color:#ffcc99;">16</span> 2 <span style="background-color:#ffcc99;">21</span> 4 <span style="background-color:#ffcc99;">10</span> 3 <span style="background-color:#ffcc99;">6</span> 6 <span style="background-color:#ffcc99;">9</span> 14 <span style="background-color:#ffcccc;">2</span> 12 <span style="background-color:#ffcc99;">23</span> 1 <span style="background-color:#ffcc99;">4</span> 4 <span style="background-color:#ffcc99;">5</span> 0 <span style="background-color:#ffcc99;">11</span> 11 <span style="background-color:#ffcccc;">1</span> 7 <span style="background-color:#ffcc99;">9</span> 17 <span style="background-color:#ffcccc;">2</span> 2 <span style="background-color:#ffcc99;">9</span>
						LAST 10 GAMES						
						198 H Southern U.	2 <span style="background-color:#ffcc99;">21</span>					292 H Prairie View 292 H Prairie View 294 N Alcorn 298 A Alabama A&M 298 A Alabama A&M
						198 H Southern U.	4 <span style="background-color:#ffcc99;">10</span>					3 <span style="background-color:#ffcc99;">4</span> 8 <span style="background-color:#ffcc99;">11</span> 9 <span style="background-color:#ffcc99;">10</span> 13 <span style="background-color:#ffcccc;">12</span> 7 <span style="background-color:#ffcccc;">3</span>
						292 H Prairie View	3 <span style="background-color:#ffcc99;">4</span>					
						27 A Ole Miss	0 <span style="background-color:#ffcc99;">25</span>					
						198 A Southern U.	4 <span style="background-color:#ffcc99;">9</span>					
						198 A Southern U.	4 <span style="background-color:#ffcc99;">16</span>					
						7 A Arkansas	4 <span style="background-color:#ffcc99;">16</span>					
						110 A Little Rock	3 <span style="background-color:#ffcc99;">12</span>					
						292 H Prairie View	8 <span style="background-color:#ffcc99;">11</span>					
						151 A SFA	6 <span style="background-color:#ffcccc;">4</span>					

**Non-Div. I Games:**

Ark.-Pine Bluff



RPI	S	Opponent	Score
298	A	Alabama A&M	2 6

Ark.-Pine Bluff



Longwood

Longwood



RPI	S	Opponent	Score	
259	H	Charleston So.	3	16
261	H	Norfolk St.	4	10
263	H	Monmouth	3	17
268	A	George Mason	3	4
268	H	George Mason	3	4
295	H	UMES	4	2
295	H	UMES	6	1
295	H	UMES	0	3
295	H	UMES	4	3

Longwood

L  
o  
n  
g  
w  
o  
o  
d

L  
o  
n  
g  
w  
o  
o  
d



Average RPI Win: 271		WON-LOST	WINNING	LAST 10	STRENGTH OF		OPP. STRENGTH	TEAM	ADJ	CONF.	ADJ CONF.				
Average RPI Loss: 201		RECORD	PCT. RANK	GAMES	SCHEDULE		OF SCHEDULE	RPI	RPI	RPI	RPI				
DIV. I ONLY		10-24-0	.29412	261	5-5-0		284	282	291	.37455	292	31	31		
DIV. I NON-CONF.		0-12-0	0	297	0-3-0		147	157	292	.37209	293	30	30		
TOTALS		RPI 1-25	RPI 26-50		W-L RECORDS		RPI 51-100		RPI 101-150		RPI 150+				
10-24-0		0-1-0	0-0-0		OVERALL		0-1-0		0-5-0		10-17-0				
5-9-0		0-0-0	0-0-0		HOME		0-0-0		0-1-0		5-8-0				
4-11-0		0-1-0	0-0-0		AWAY		0-1-0		0-2-0		4-7-0				
1-4-0		0-0-0	0-0-0		NEUTRAL		0-0-0		0-2-0		1-2-0				
0-12-0		0-1-0	0-0-0		NON-CONFERENCE		0-1-0		0-5-0		0-5-0				
0-2-0		0-0-0	0-0-0		HOME		0-0-0		0-1-0		0-1-0				
0-7-0		0-1-0	0-0-		AWAY		0-1-0		0-2-0		0-3-0				
0-3-0		0-0-0	0-0-0		NEUTRAL		0-0-0		0-2-0		0-1-0				
10-12-0		0-0-0	0-0-0		CONFERENCE		0-0-0		0-0-0		10-12-0				
5-7-0		0-0-0	0-0-0		HOME		0-0-0		0-0-0		5-7-0				
4-4-0		0-0-0	0-0-0		AWAY		0-0-0		0-0-0		4-4-0				
1-1-0		0-0-0	0-0-0		NEUTRAL		0-0-0		0-0-0		1-1-0				
RPI S	Opponent	Score		RPI S	Opponent	Score		RPI S	Opponent	Score		RPI S	Opponent	Score	
13 A	Texas A&M	1	9					82 A	Incarnate Word	3	16	135 N	Central Mich.	3	12
												135 N	Central Mich.	2	15
												138 A	Rice	5	25
												147 A	A&M-Corpus Christi	5	8
												147 H	A&M-Corpus Christi	9	17
												151 H	SFA	5	8
												184 N	Eastern Ky.	1	11
												198 A	Southern U.	5	8
												198 A	Southern U.	4	26
												198 A	Southern U.	10	6
												205 A	Lamar University	6	7
												212 A	Houston Baptist	3	10
												212 A	Houston Baptist	5	21
												244 H	Texas Southern	5	3
												244 H	Texas Southern	5	7
												244 H	Texas Southern	2	34
												257 N	Alabama St.	9	10
												260 A	Grambling	4	7
												260 A	Grambling	10	7
												260 A	Grambling	4	8
												260 H	Grambling	11	13
												260 H	Grambling	1	9
												260 H	Grambling	18	15
												290 A	Ark.-Pine Bluff	4	3
												290 A	Ark.-Pine Bluff	11	8
												290 H	Ark.-Pine Bluff	9	2
												290 H	Ark.-Pine Bluff	9	7
Non-Div. I Games:		Texas Col.	13	12	Texas Col.	9	4	Jarvis Christian	4	10	Jarvis Christian	14	7		
		Houston-Victoria	10	9	Houston-Victoria	4	7	Prairie View							



RPI	S	Opponent	Score	
290	H	Ark.-Pine Bluff	2	17
294	H	Alcorn	9	11
294	H	Alcorn	1	12
294	H	Alcorn	12	6
294	N	Alcorn	10	3

Prairie View

P  
r  
a  
i  
r  
i  
e  
V  
i  
e  
w

P  
r  
a  
i  
r  
i  
e  
V  
i  
e  
w



Average RPI Win:	262	WON-LOST RECORD	WINNING PCT. RANK	LAST 10 GAMES	STRENGTH OF SCHEDULE	OPP. STRENGTH OF SCHEDULE	TEAM RPI	ADJ RPI	CONF. RPI	ADJ CONF. RPI	
DIV. I ONLY		7-26-1	.22059 290	3-7-0	254	289	293	.37387 293	29	29	
DIV. I NON-CONF.		2-18-1	.11905 291	0-3-0	236	288	296	.36533 296	29	29	
<hr/>											
TOTALS	RPI 1-25	RPI 26-50		W-L RECORDS		RPI 51-100		RPI 101-150		RPI 150+	
7-26-1	0-0-0	0-0-0		OVERALL		0-5-0		0-4-1		7-17-0	
5-9-1	0-0-0	0-0-0		HOME		0-0-0		0-2-1		5-7-0	
1-15-0	0-0-0	0-0-0		AWAY		0-5-0		0-2-0		1-8-0	
1-2-0	0-0-0	0-0-0		NEUTRAL		0-0-0		0-0-0		1-2-0	
<hr/>											
2-18-1	0-0-0	0-0-0		NON-CONFERENCE		0-2-0		0-4-1		2-12-0	
1-6-1	0-0-0	0-0-0		HOME		0-0-0		0-2-1		1-4-0	
0-10-0	0-0-0	0-0-		AWAY		0-2-0		0-2-0		0-6-0	
1-2-0	0-0-0	0-0-0		NEUTRAL		0-0-0		0-0-0		1-2-0	
<hr/>											
5-8-0	0-0-0	0-0-0		CONFERENCE		0-3-0		0-0-0		5-5-0	
4-3-0	0-0-0	0-0-0		HOME		0-0-0		0-0-0		4-3-0	
1-5-0	0-0-0	0-0-0		AWAY		0-3-0		0-0-0		1-2-0	
0-0-0	0-0-0	0-0-0		NEUTRAL		0-0-0		0-0-0		0-0-0	
<hr/>											
RPI S	Opponent	Score	RPI S	Opponent	Score	RPI S	Opponent	Score	RPI S	Opponent	Score
						63 A Bryant	0	13	148 A Penn	5	18
						63 A Bryant	6	19	148 A Penn	4	8
						63 A Bryant	11	12	148 H Penn	2	16
						88 A St. John's (NY)	4	11	148 H Penn	5	8
						96 A California Baptist	1	5	150 H Dayton	3	3
									202 H Seton Hall	1	8
									202 H Seton Hall	6	5
									202 H Seton Hall	5	10
									209 N Army West Point	10	5
									221 H LIU Brooklyn	3	5
									229 A La Salle	9	19
									230 A CSU Bakersfield	4	5
									230 A CSU Bakersfield	2	12
									230 A CSU Bakersfield	2	17
									230 A CSU Bakersfield	4	9
						232 H Sacred Heart	6	5			
						232 H Sacred Heart	5	12			
						232 H Sacred Heart	6	13			
						237 N Dartmouth	1	6			
						237 N Dartmouth	3	4			
258 A Lehigh	3	8									
258 H Lehigh	6	20									
LAST 10 GAMES						257 H Iona	3	5			
						267 H Iona	3	5			
						297 A Mt. St. Mary's	3	11			
						297 A Mt. St. Mary's	7	15			
						297 A Mt. St. Mary's	12	9			
						297 H Mt. St. Mary's	11	10			
150 H Dayton	3	3	221 H LIU Brooklyn	3	5	297 H Mt. St. Mary's	14	7			
202 H Seton Hall	6	5	88 A St. John's (NY)	4	11	297 H Mt. St. Mary's	11	10			
148 H Penn	2	16	297 H Mt. St. Mary's	14	7	297 H Mt. St. Mary's	11	10			
148 A Penn	5	18	297 H Mt. St. Mary's	11	10	297 A Mt. St. Mary's	12	9			
237 N Dartmouth	3	4	297 H Mt. St. Mary's	14	8	297 H Mt. St. Mary's	11	10			

**Non-Div. I Games:**

Fairleigh Dickinson



Fairleigh Dickinson



Average RPI Win: 288		WON-LOST	WINNING	LAST 10	STRENGTH OF	OPP. STRENGTH	TEAM	ADJ	CONF.	ADJ CONF.			
Average RPI Loss: 245		RECORD	PCT. RANK	GAMES	SCHEDULE	OF SCHEDULE	RPI	RPI	RPI	RPI			
DIV. I ONLY		9-24-0	.27273	270	4-6-0	293	298	294	.36993	294	31	31	
DIV. I NON-CONF.		2-6-0	.25	255	0	245	257	254	.4344	253	30	30	
<hr/>													
TOTALS		RPI 1-25		RPI 26-50		W-L RECORDS		RPI 51-100		RPI 101-150		RPI 150+	
9-24-0		0-0-0		0-0-0		OVERALL		0-1-0		0-1-0		9-22-0	
2-6-0		0-0-0		0-0-0		HOME		0-0-0		0-0-0		2-6-0	
6-16-0		0-0-0		0-0-0		AWAY		0-1-0		0-1-0		6-14-0	
1-2-0		0-0-0		0-0-0		NEUTRAL		0-0-0		0-0-0		1-2-0	
2-6-0		0-0-0		0-0-0		NON-CONFERENCE		0-1-0		0-1-0		2-4-0	
0-0-0		0-0-0		0-0-0		HOME		0-0-0		0-0-0		0-0-0	
2-6-0		0-0-0		0-0-		AWAY		0-1-0		0-1-0		2-4-0	
0-0-0		0-0-0		0-0-0		NEUTRAL		0-0-0		0-0-0		0-0-0	
7-18-0		0-0-0		0-0-0		CONFERENCE		0-0-0		0-0-0		7-18-0	
2-6-0		0-0-0		0-0-0		HOME		0-0-0		0-0-0		2-6-0	
4-10-0		0-0-0		0-0-0		AWAY		0-0-0		0-0-0		4-10-0	
1-2-0		0-0-0		0-0-0		NEUTRAL		0-0-0		0-0-0		1-2-0	
RPI	S	Opponent	Score	RPI	S	Opponent	Score	RPI	S	Opponent	Score		
								92	A	Southeastern La.	3	13	
								126	A	McNeese	1	8	
								168	A	Nicholls St.	5	25	
								168	A	Nicholls St.	1	10	
								198	A	Southern U.	1	11	
								198	N	Southern U.	9	12	
								257	A	Alabama St.	2	21	
								257	A	Alabama St.	6	14	
								257	A	Alabama St.	1	13	
								257	H	Alabama St.	5	10	
								257	H	Alabama St.	15	23	
								257	H	Alabama St.	6	10	
								260	A	Grambling	7	8	
								274	A	Jackson St.	18	4	
								274	A	Jackson St.	4	9	
								274	A	Jackson St.	1	13	
								275	A	Florida A&M	7	8	
								275	A	Florida A&M	7	11	
								275	A	Florida A&M	5	4	
								275	A	Florida A&M	8	7	
								281	H	Mississippi Val.	2	14	
								281	H	Mississippi Val.	2	9	
								281	H	Mississippi Val.	5	15	
LAST 10 GAMES													
				257	A	Alabama St.	1	13	198	A	Southern U.	1	11
				257	A	Alabama St.	2	21	257	H	Alabama St.	15	23
				168	A	Nicholls St.	1	10	257	A	Alabama St.	6	14
				257	H	Alabama St.	5	10	298	H	Alabama A&M	8	4
				275	A	Florida A&M	8	7	298	H	Alabama A&M	10	9
Non-Div. I Games: Tougaloo				12	4	Tougaloo	6	4	Alcorn				



RPI	S	Opponent	Score	
298	A	Alabama A&M	2	11
298	A	Alabama A&M	5	7
298	A	Alabama A&M	4	1
298	H	Alabama A&M	10	9
298	H	Alabama A&M	8	4

Alcorn

A  
l  
c  
o  
r  
n

A  
l  
c  
o  
r  
n



Average RPI Win: 265		WON-LOST RECORD	WINNING PCT. RANK		LAST 10 GAMES	STRENGTH OF SCHEDULE	OPP. STRENGTH OF SCHEDULE	TEAM RPI	ADJ RPI		CONF. RPI	ADJ CONF. RPI
Average RPI Loss: 239												
DIV. I ONLY		9-32-0	.21951	291	2-8-0	269	299	295	.36249	295	30	30
DIV. I NON-CONF.		6-19-0	.24	262	1-2-0	272	298	293	.37471	292	31	31
<hr/>												
TOTALS		RPI 1-25		RPI 26-50		W-L RECORDS		RPI 51-100		RPI 101-150		RPI 150+
9-32-0		0-0-0		0-0-0		OVERALL		0-0-0		0-0-0		9-32-0
6-13-0		0-0-0		0-0-0		HOME		0-0-0		0-0-0		6-13-0
3-17-0		0-0-0		0-0-0		AWAY		0-0-0		0-0-0		3-17-0
0-2-0		0-0-0		0-0-0		NEUTRAL		0-0-0		0-0-0		0-2-0
6-19-0		0-0-0		0-0-0		NON-CONFERENCE		0-0-0		0-0-0		6-19-0
3-7-0		0-0-0		0-0-0		HOME		0-0-0		0-0-0		3-7-0
3-10-0		0-0-0		0-0-		AWAY		0-0-0		0-0-0		3-10-0
0-2-0		0-0-0		0-0-0		NEUTRAL		0-0-0		0-0-0		0-2-0
3-13-0		0-0-0		0-0-0		CONFERENCE		0-0-0		0-0-0		3-13-0
3-6-0		0-0-0		0-0-0		HOME		0-0-0		0-0-0		3-6-0
0-7-0		0-0-0		0-0-0		AWAY		0-0-0		0-0-0		0-7-0
0-0-0		0-0-0		0-0-0		NEUTRAL		0-0-0		0-0-0		0-0-0
RPI	S	Opponent	Score	RPI	S	Opponent	Score	RPI	S	Opponent	Score	

Non-Div. I Games:

UMES



RPI	S	Opponent	Score	
263	H	Monmouth	0	3
263	H	Monmouth	3	11
277	A	Delaware St.	5	15
277	H	Delaware St.	2	6
277	H	Delaware St.	2	9
277	H	Delaware St.	5	10
291	A	Longwood	1	6
291	A	Longwood	3	4
291	A	Longwood	2	4
291	A	Longwood	3	0
297	A	Mt. St. Mary's	4	3
297	A	Mt. St. Mary's	15	12
297	H	Mt. St. Mary's	5	16
297	H	Mt. St. Mary's	7	6

UMES

U  
M  
E  
S

U  
M  
E  
S



Average RPI Win:	298	WON-LOST	WINNING	LAST 10	STRENGTH OF	OPP. STRENGTH	TEAM	ADJ	CONF.	ADJ CONF.												
Average RPI Loss:	223	RECORD	PCT. RANK	GAMES	SCHEDULE	OF SCHEDULE	RPI	RPI	RPI	RPI												
DIV. I ONLY		4-29-0	.12121	298	1-9-0	256	297	296	.36068	296	27	27										
DIV. I NON-CONF.		4-14-0	.22222	272	0-2-0	260	299	286	.39566	286	28	28										
<hr/>																						
TOTALS	RPI 1-25	RPI 26-50		W-L RECORDS		RPI 51-100		RPI 101-150		RPI 150+												
4-29-0	0-0-0	0-0-0		OVERALL		0-0-0		0-1-0		4-28-0												
0-8-0	0-0-0	0-0-0		HOME		0-0-0		0-0-0		0-8-0												
4-21-0	0-0-0	0-0-0		AWAY		0-0-0		0-1-0		4-20-0												
0-0-0	0-0-0	0-0-0		NEUTRAL		0-0-0		0-0-0		0-0-0												
<hr/>																						
4-14-0	0-0-0	0-0-0		NON-CONFERENCE		0-0-0		0-1-0		4-13-0												
0-2-0	0-0-0	0-0-0		HOME		0-0-0		0-0-0		0-2-0												
4-12-0	0-0-0	0-0-		AWAY		0-0-0		0-1-0		4-11-0												
0-0-0	0-0-0	0-0-0		NEUTRAL		0-0-0		0-0-0		0-0-0												
<hr/>																						
0-15-0	0-0-0	0-0-0		CONFERENCE		0-0-0		0-0-0		0-15-0												
0-6-0	0-0-0	0-0-0		HOME		0-0-0		0-0-0		0-6-0												
0-9-0	0-0-0	0-0-0		AWAY		0-0-0		0-0-0		0-9-0												
0-0-0	0-0-0	0-0-0		NEUTRAL		0-0-0		0-0-0		0-0-0												
<hr/>																						
RPI	S	Opponent	Score	RPI	S	Opponent	Score	RPI	S	Opponent	Score											
								150	A	Dayton	3	9										
								154	A	Ball St.	6	11										
								154	A	Ball St.	11	12										
								182	A	Omaha	1	6										
								182	A	Omaha	4	11										
								182	A	Omaha	0	26										
								187	H	South Dakota St.	4	5										
								187	H	South Dakota St.	2	12										
								187	H	South Dakota St.	0	8										
								214	A	Oral Roberts	4	20										
								214	A	Oral Roberts	5	7										
								214	A	Oral Roberts	3	13										
								216	H	Toledo	7	11										
								226	H	North Dakota St.	0	7										
								226	H	North Dakota St.	4	5										
								226	H	North Dakota St.	8	17										
								245	A	Butler	1	7										
								245	A	Butler	3	18										
								245	A	Butler	0	16										
								255	A	Western Ill.	2	4										
								255	A	Western Ill.	0	10										
								255	A	Western Ill.	4	14										
								LAST 10 GAMES								255	A	Western Ill.	4	14		
								255	A	Western Ill.	0	10	187	H	South Dakota St.	4	5	257	A	Alabama St.	7	14
								255	A	Western Ill.	2	4	271	A	Southeast Mo. St.	1	14	257	A	Alabama St.	9	10
226	H	North Dakota St.	4	5	271	A	Southeast Mo. St.	1	10	257	A	Alabama St.	1	7								
226	H	North Dakota St.	8	17	298	A	Alabama A&M	5	4	271	A	Southeast Mo. St.	1	10								
187	H	South Dakota St.	2	12	216	H	Toledo	7	11	271	A	Southeast Mo. St.	1	14								

Non-Div. I Games:	Goshen	11	9
-------------------	--------	----	---

Purdue Fort Wayne



RPI	S	Opponent	Score	
271	A	Southeast Mo. St.	4	12
272	H	Bowling Green	4	10
298	A	Alabama A&M	6	5
298	A	Alabama A&M	9	8
298	A	Alabama A&M	5	4
298	A	Alabama A&M	10	2

Purdue Fort Wayne  
n  
e

P  
u  
r  
d  
u  
e  
F  
o  
r  
t  
W  
a  
y  
n  
e



Average RPI Win:	263	WON-LOST RECORD	WINNING PCT. RANK	LAST 10 GAMES	STRENGTH OF SCHEDULE	OPP. STRENGTH OF SCHEDULE	TEAM RPI	ADJ RPI	CONF. RPI	ADJ CONF. RPI				
Average RPI Loss:	239													
DIV. I ONLY	11-25-0	.30556	253	2-8-0	299	293	297	.35889	297	29	29			
DIV. I NON-CONF.	6-17-0	.26087	250	0-3-0	287	296	295	.3662	295	29	29			
<hr/>														
TOTALS	RPI 1-25	RPI 26-50		W-L RECORDS		RPI 51-100		RPI 101-150		RPI 150+				
11-25-0	0-0-0	0-0-0		OVERALL		0-0-0		0-1-0		11-24-0				
2-10-0	0-0-0	0-0-0		HOME		0-0-0		0-0-0		2-10-0				
4-9-0	0-0-0	0-0-0		AWAY		0-0-0		0-0-0		4-9-0				
5-6-0	0-0-0	0-0-0		NEUTRAL		0-0-0		0-1-0		5-5-0				
<hr/>														
6-17-0	0-0-0	0-0-0		NON-CONFERENCE		0-0-0		0-1-0		6-16-0				
0-8-0	0-0-0	0-0-0		HOME		0-0-0		0-0-0		0-8-0				
1-3-0	0-0-0	0-0-		AWAY		0-0-0		0-0-0		1-3-0				
5-6-0	0-0-0	0-0-0		NEUTRAL		0-0-0		0-1-0		5-5-0				
<hr/>														
5-8-0	0-0-0	0-0-0		CONFERENCE		0-0-0		0-0-0		5-8-0				
2-2-0	0-0-0	0-0-0		HOME		0-0-0		0-0-0		2-2-0				
3-6-0	0-0-0	0-0-0		AWAY		0-0-0		0-0-0		3-6-0				
0-0-0	0-0-0	0-0-0		NEUTRAL		0-0-0		0-0-0		0-0-0				
<hr/>														
RPI	S	Opponent	Score	RPI	S	Opponent	Score	RPI	S	Opponent	Score			
								135	N	Central Mich.	1	13		
								154	N	Ball St.	9	12		
								161	A	Navy	7	11		
								161	H	Navy	4	8		
								220	H	UMBC	4	10		
								220	H	UMBC	5	6		
								220	H	UMBC	5	6		
								220	H	UMBC	4	9		
								221	A	LIU Brooklyn	1	5		
								221	A	LIU Brooklyn	5	3		
								221	A	LIU Brooklyn	9	5		
								227	A	Wagner	8	9		
								227	A	Wagner	6	5		
								227	A	Wagner	0	4		
								227	H	Wagner	4	8		
								241	A	Coppin St.	10	13		
								241	H	Coppin St.	2	4		
								258	N	Lehigh	5	10		
								258	N	Lehigh	4	9		
								258	N	Lehigh	8	6		
262	N	Chicago St.	9	3										
LAST 10 GAMES								262	N	Chicago St.	3	5		
								266	N	Georgetown	3	2		
221	A	LIU Brooklyn	5	3	262	N	Chicago St.	3	5	273	N	St. Bonaventure	5	4
221	A	LIU Brooklyn	1	5	295	A	UMES	16	5	273	N	St. Bonaventure	2	6
220	H	UMBC	4	10	295	H	UMES	3	4	287	N	Villanova	19	16
220	H	UMBC	5	6	258	N	Lehigh	4	9	293	A	Fairleigh Dickinson	7	14
262	N	Chicago St.	9	3	227	H	Wagner	4	8					

Non-Div. I Games:

Mt. St. Mary's



RPI	S	Opponent	Score	
293	A	Fairleigh Dickinson	8	14
293	A	Fairleigh Dickinson	10	11
293	H	Fairleigh Dickinson	15	7
293	H	Fairleigh Dickinson	9	12
293	H	Fairleigh Dickinson	11	3
295	A	UMES	16	5
295	A	UMES	6	7
295	H	UMES	12	15
295	H	UMES	3	4

Mt. St. Mary's

M  
t  
.  
S  
t  
.  
M  
a  
r  
y  
'  
s

M  
t  
.  
S  
t  
.  
M  
a  
r  
y  
'  
s



Alabama A&M



RPI	S	Opponent	Score	
290	H	Ark.-Pine Bluff	3	7
290	H	Ark.-Pine Bluff	6	2
294	A	Alcorn	4	8
294	A	Alcorn	9	10
294	H	Alcorn	7	5
294	H	Alcorn	1	4
294	H	Alcorn	11	2
296	H	Purdue Fort Wayne	5	6
296	H	Purdue Fort Wayne	8	9
296	H	Purdue Fort Wayne	4	5
296	H	Purdue Fort Wayne	2	10

Alabama A&M

A  
l  
a  
b  
a  
m  
a  
A  
&  
M

A  
l  
a  
b  
a  
m  
a  
A  
&  
M



Average RPI Win: 274		WON-LOST	WINNING	LAST 10	STRENGTH OF		OPP. STRENGTH	TEAM	ADJ	CONF.	ADJ CONF.
Average RPI Loss: 221		RECORD	PCT. RANK	GAMES	SCHEDULE		OF SCHEDULE	RPI	RPI	RPI	RPI
DIV. I ONLY		2-28-0	.06667	299	2-8-0		239	296	299	.33873	299
DIV. I NON-CONF.		0-18-0	0	297	0-3-0		220	293	299	.33892	299
TOTALS		RPI 1-25	RPI 26-50		W-L RECORDS		RPI 51-100		RPI 101-150		RPI 150+
2-28-0		0-0-0	0-0-0		OVERALL		0-1-0		0-2-0		2-25-0
2-10-0		0-0-0	0-0-0		HOME		0-0-0		0-0-0		2-10-0
0-13-0		0-0-0	0-0-0		AWAY		0-1-0		0-0-0		0-12-0
0-5-0		0-0-0	0-0-0		NEUTRAL		0-0-0		0-2-0		0-3-0
0-18-0		0-0-0	0-0-0		NON-CONFERENCE		0-1-0		0-2-0		0-15-0
0-3-0		0-0-0	0-0-0		HOME		0-0-0		0-0-0		0-3-0
0-10-0		0-0-0	0-0-		AWAY		0-1-0		0-0-0		0-9-0
0-5-0		0-0-0	0-0-0		NEUTRAL		0-0-0		0-2-0		0-3-0
2-10-0		0-0-0	0-0-0		CONFERENCE		0-0-0		0-0-0		2-10-0
2-7-0		0-0-0	0-0-0		HOME		0-0-0		0-0-0		2-7-0
0-3-0		0-0-0	0-0-0		AWAY		0-0-0		0-0-0		0-3-0
0-0-0		0-0-0	0-0-0		NEUTRAL		0-0-0		0-0-0		0-0-0
RPI S	Opponent	Score	RPI S	Opponent	Score	RPI S	Opponent	Score	RPI S	Opponent	Score
						88 A	St. John's (NY)	5 7	135 N	Central Mich.	2 21
									135 N	Central Mich.	4 14
									181 H	Fairfield	1 17
									181 H	Fairfield	2 7
									181 H	Fairfield	2 8
									206 H	NJIT	2 6
									208 A	Quinnipiac	4 5
									208 A	Quinnipiac	0 2
									208 A	Quinnipiac	0 13
									222 N	Pittsburgh	7 17
									227 A	Wagner	3 13
									227 H	Wagner	6 17
									229 A	La Salle	4 14
									236 A	Central Conn. St.	4 12
									236 A	Central Conn. St.	3 5
									236 A	Central Conn. St.	6 9
									245 N	Butler	7 21
									250 A	George Washington	5 7
									250 A	George Washington	0 20
									250 A	George Washington	0 9
									251 N	Hofstra	9 14
									252 H	Albany (NY)	7 9
									258 A	Lehigh	5 13
									263 H	Monmouth	3 0
									263 H	Monmouth	4 18
									263 H	Monmouth	1 27
									284 H	Rider	7 6
LAST 10 GAMES											
						181 H	Fairfield	2 7	251 N	Hofstra	9 14
						206 H	NJIT	2 6	208 A	Quinnipiac	0 2
						284 H	Rider	0 7	208 A	Quinnipiac	4 5
						208 A	Quinnipiac	0 13	284 H	Rider	7 6
						252 H	Albany (NY)	7 9	236 A	Central Conn. St.	6 9

Non-Div. I Games:

Saint Peter's



RPI	S	Opponent	Score
284	H	Rider	0 7
284	H	Rider	3 14

Saint Peter's

S  
a  
i  
n  
t  
P  
e  
t  
e  
r  
'  
s

S  
a  
i  
n  
t  
P  
e  
t  
e  
r  
'  
s