

Average RPI Win: 67		WON-LOST RECORD		WINNING PCT. RANK		LAST 10 GAMES		STRENGTH OF SCHEDULE		OPP. STRENGTH OF SCHEDULE		TEAM RPI		ADJ RPI		CONF. RPI		ADJ CONF. RPI	
DIV. I ONLY		28-6-0		.82353 3		9-1-0		1		7		1		.6656 1		3		3	
DIV. I NON-CONF.		18-3-0		.85714 8		6-0-0		1		40		1		.6637 1		2		2	
TOTALS		RPI 1-25		RPI 26-50		W-L RECORDS		RPI 51-100		RPI 101-150		RPI 150+							
28-6-0		9-3-0		3-0-0		OVERALL		11-2-0		2-1-0		3-0-0							
18-3-0		5-1-0		2-0-0		HOME		8-1-0		2-1-0		1-0-0							
9-3-0		4-2-0		1-0-0		AWAY		2-1-0		0-0-0		2-0-0							
1-0-0		0-0-0		0-0-0		NEUTRAL		1-0-0		0-0-0		0-0-0							
18-3-0		5-1-0		3-0-0		NON-CONFERENCE		5-1-0		2-1-0		3-0-0							
13-2-0		3-0-0		2-0-0		HOME		5-1-0		2-1-0		1-0-0							
5-1-0		2-1-0		1-0-		AWAY		0-0-0		0-0-0		2-0-0							
0-0-0		0-0-0		0-0-0		NEUTRAL		0-0-0		0-0-0		0-0-0							
10-3-0		4-2-0		0-0-0		CONFERENCE		6-1-0		0-0-0		0-0-0							
5-1-0		2-1-0		0-0-0		HOME		3-0-0		0-0-0		0-0-0							
4-2-0		2-1-0		0-0-0		AWAY		2-1-0		0-0-0		0-0-0							
1-0-0		0-0-0		0-0-0		NEUTRAL		1-0-0		0-0-0		0-0-0							
RPI	S	Opponent		Score		RPI	S	Opponent		Score		RPI	S	Opponent		Score			
2	H	Oregon St.		9	7	28	H	Oklahoma St.		6	3	53	H	UC Irvine		9	3		
2	H	Oregon St.		3	7	46	A	Loyola Marymount		9	4	56	H	Pepperdine		3	2		
2	H	Oregon St.		8	0	46	H	Loyola Marymount		5	0	64	H	Michigan		5	7		
9	A	Georgia Tech		8	2							74	H	St. John's (NY)		3	2		
9	A	Georgia Tech		6	0							74	H	St. John's (NY)		9	0		
9	A	Georgia Tech		3	4							74	H	St. John's (NY)		11	1		
11	H	East Carolina		3	0							78	A	Southern California		7	1		
11	H	East Carolina		7	5							78	A	Southern California		2	7		
11	H	East Carolina		8	5							78	A	Southern California		9	2		
12	A	Stanford		10	7							78	N	Southern California		7	5		
12	A	Stanford		2	3							88	H	Arizona		3	1		
12	A	Stanford		11	5							88	H	Arizona		12	10		
												88	H	Arizona		10	5		
LAST 10 GAMES																			
						11	H	East Carolina		3	0	12	A	Stanford		11	5		
						11	H	East Carolina		8	5	12	A	Stanford		2	3		
						11	H	East Carolina		7	5	208	H	CSUN		10	1		
						53	H	UC Irvine		9	3	78	A	Southern California		9	2		
						12	A	Stanford		10	7	78	A	Southern California		7	1		

Non-Div. I Games:

UCLA

Average RPI Win:		61	WON-LOST RECORD		WINNING PCT. RANK		LAST 10 GAMES		STRENGTH OF SCHEDULE		OPP. STRENGTH OF SCHEDULE		TEAM RPI		ADJ RPI		CONF. RPI		ADJ CONF. RPI					
DIV. I ONLY			25-8-1		.75		12		7-3-0		3		13		2		.63918		2		3		3	
DIV. I NON-CONF.			13-3-1		.79412		17		1-1-0		7		6		2		.6315		2		2		2	
TOTALS		RPI 1-25		RPI 26-50				W-L RECORDS				RPI 51-100				RPI 101-150				RPI 150+				
25-8-1		4-3-0		8-2-1				OVERALL				8-2-0				3-1-0				2-0-0				
9-4-0		2-1-0		1-1-0				HOME				3-2-0				3-0-0				0-0-0				
6-3-0		1-2-0		2-1-0				AWAY				3-0-0				0-0-0				0-0-0				
10-1-1		1-0-0		5-0-1				NEUTRAL				2-0-0				0-1-0				2-0-0				
13-3-1		3-1-0		5-0-1				NON-CONFERENCE				3-1-0				0-1-0				2-0-0				
3-2-0		2-1-0		0-0-0				HOME				1-1-0				0-0-0				0-0-0				
0-0-0		0-0-0		0-0-				AWAY				0-0-0				0-0-0				0-0-0				
10-1-1		1-0-0		5-0-1				NEUTRAL				2-0-0				0-1-0				2-0-0				
12-5-0		1-2-0		3-2-0				CONFERENCE				5-1-0				3-0-0				0-0-0				
6-2-0		0-0-0		1-1-0				HOME				2-1-0				3-0-0				0-0-0				
6-3-0		1-2-0		2-1-0				AWAY				3-0-0				0-0-0				0-0-0				
0-0-0		0-0-0		0-0-0				NEUTRAL				0-0-0				0-0-0				0-0-0				
RPI	S	Opponent		Score		RPI	S	Opponent		Score		RPI	S	Opponent		Score		RPI	S	Opponent		Score		
1	A	UCLA		7	9	29	H	Oregon		8	12	60	H	California		10	5	112	H	Utah		3	2	
1	A	UCLA		0	8	29	H	Oregon		7	6	60	H	California		3	2	112	H	Utah		6	2	
1	A	UCLA		7	3	35	A	Arizona St.		4	3	60	H	California		2	3	112	H	Utah		11	0	
14	H	West Virginia		9	2	35	A	Arizona St.		6	4	61	A	Washington		1	0	119	N	Portland		1	5	
14	H	West Virginia		4	2	35	A	Arizona St.		1	4	61	A	Washington		10	7	169	N	New Mexico		6	5	
14	H	West Virginia		0	2	38	N	Nebraska		17	1	61	A	Washington		4	3	169	N	New Mexico		5	0	
21	N	Indiana		8	3	38	N	Nebraska		5	3	71	H	San Diego St.		3	4							
						38	N	Nebraska		8	2	71	H	San Diego St.		8	1							
						38	N	Nebraska		8	3	73	N	Minnesota		2	1							
						39	N	Coastal Caro.		4	4	73	N	Minnesota		13	1							
						42	N	Gonzaga		9	3													
LAST 10 GAMES																								
						112	H	Utah		11	0	112	H	Utah		3	2							
						35	A	Arizona St.		4	3	112	H	Utah		6	2							
						35	A	Arizona St.		6	4	71	H	San Diego St.		8	1							
						35	A	Arizona St.		1	4	71	H	San Diego St.		3	4							
						29	H	Oregon		8	12	61	A	Washington		4	3							

Non-Div. I Games:

Oregon St.

Average RPI Win: 90		WON-LOST	WINNING	LAST 10	STRENGTH OF		OPP. STRENGTH	TEAM	ADJ	CONF.	ADJ CONF.
Average RPI Loss: 33		RECORD	PCT. RANK	GAMES	SCHEDULE		OF SCHEDULE	RPI	RPI	RPI	RPI
DIV. I ONLY		28-9-0	.75676	11	6-4-0		2	32	3	.63619	3
DIV. I NON-CONF.		19-3-0	.86364	6	3-0-0		28	168	6	.61517	6
TOTALS		RPI 1-25	RPI 26-50		W-L RECORDS		RPI 51-100		RPI 101-150		RPI 150+
28-9-0		9-6-0	4-1-0		OVERALL		4-1-0		5-1-0		6-0-0
21-4-0		7-2-0	4-1-0		HOME		2-0-0		5-1-0		3-0-0
3-4-0		2-4-0	0-0-0		AWAY		0-0-0		0-0-0		1-0-0
4-1-0		0-0-0	0-0-0		NEUTRAL		2-1-0		0-0-0		2-0-0
19-3-0		0-0-0	4-1-0		NON-CONFERENCE		4-1-0		5-1-0		6-0-0
14-2-0		0-0-0	4-1-0		HOME		2-0-0		5-1-0		3-0-0
1-0-0		0-0-0	0-0-0		AWAY		0-0-0		0-0-0		1-0-0
4-1-0		0-0-0	0-0-0		NEUTRAL		2-1-0		0-0-0		2-0-0
9-6-0		9-6-0	0-0-0		CONFERENCE		0-0-0		0-0-0		0-0-0
7-2-0		7-2-0	0-0-0		HOME		0-0-0		0-0-0		0-0-0
2-4-0		2-4-0	0-0-0		AWAY		0-0-0		0-0-0		0-0-0
0-0-0		0-0-0	0-0-0		NEUTRAL		0-0-0		0-0-0		0-0-0
RPI S	Opponent	Score		RPI S	Opponent	Score		RPI S	Opponent	Score	
6 A	Georgia	1	3	40 H	Evansville	5	4	56 H	Pepperdine	6	3
6 A	Georgia	3	8	47 H	Illinois St.	10	4	56 H	Pepperdine	6	2
6 A	Georgia	3	2	47 H	Illinois St.	9	1	67 N	TCU	2	10
7 H	Arkansas	12	2	47 H	Illinois St.	3	7	83 N	Cal St. Fullerton	14	9
7 H	Arkansas	3	2	49 H	Indiana St.	7	1	96 N	Virginia	15	9
7 H	Arkansas	12	14								
8 H	Tennessee	4	2								
8 H	Tennessee	10	4								
8 H	Tennessee	6	7								
13 A	Texas A&M	0	7								
13 A	Texas A&M	7	8								
13 A	Texas A&M	7	4								
25 H	Florida	15	2								
25 H	Florida	5	0								
25 H	Florida	14	4								
				LAST 10 GAMES							
49 H	Indiana St.	7	1	6 A	Georgia	1	3				
7 H	Arkansas	12	14	6 A	Georgia	3	8				
7 H	Arkansas	12	2	6 A	Georgia	3	2				
7 H	Arkansas	3	2	181 H	Western Ky.	5	4				
186 A	Middle Tenn.	15	3	8 H	Tennessee	6	7				

Non-Div. I Games:

Vanderbilt

Average RPI Win: 95		WON-LOST	WINNING	LAST 10	STRENGTH OF		OPP. STRENGTH	TEAM	ADJ	CONF.	ADJ CONF.
Average RPI Loss: 33		RECORD	PCT. RANK	GAMES	SCHEDULE		OF SCHEDULE	RPI	RPI	RPI	RPI
DIV. I ONLY		29-8-0	.78378	9	8-2-0		8	31	4	.62802	4
DIV. I NON-CONF.		16-3-0	.84211	11	3-0-0		54	80	7	.60879	7
TOTALS		RPI 1-25	RPI 26-50		W-L RECORDS		RPI 51-100		RPI 101-150		RPI 150+
29-8-0		5-4-0	5-2-0		OVERALL		8-2-0		5-0-0		6-0-0
19-4-0		1-2-0	3-0-0		HOME		5-2-0		5-0-0		5-0-0
9-2-0		4-2-0	1-0-0		AWAY		3-0-0		0-0-0		1-0-0
1-2-0		0-0-0	1-2-0		NEUTRAL		0-0-0		0-0-0		0-0-0
16-3-0		0-0-0	5-2-0		NON-CONFERENCE		0-1-0		5-0-0		6-0-0
13-1-0		0-0-0	3-0-0		HOME		0-1-0		5-0-0		5-0-0
2-0-0		0-0-0	1-0-		AWAY		0-0-0		0-0-0		1-0-0
1-2-0		0-0-0	1-2-0		NEUTRAL		0-0-0		0-0-0		0-0-0
13-5-0		5-4-0	0-0-0		CONFERENCE		8-1-0		0-0-0		0-0-0
6-3-0		1-2-0	0-0-0		HOME		5-1-0		0-0-0		0-0-0
7-2-0		4-2-0	0-0-0		AWAY		3-0-0		0-0-0		0-0-0
0-0-0		0-0-0	0-0-0		NEUTRAL		0-0-0		0-0-0		0-0-0
RPI S	Opponent	Score	RPI S	Opponent	Score	RPI S	Opponent	Score	RPI S	Opponent	Score
9 H	Georgia Tech	5 4	26 H	Ole Miss	4 3	66 H	Boston College	4 6	105 H	Miami (OH)	6 1
9 H	Georgia Tech	1 3	26 H	Ole Miss	10 8	66 H	Boston College	4 0	118 H	Morehead St.	10 9
9 H	Georgia Tech	0 4	27 N	UConn	3 8	66 H	Boston College	11 4	144 H	James Madison	5 0
22 A	NC State	14 10	27 N	UConn	12 2	72 A	Duke	8 3	144 H	James Madison	11 1
22 A	NC State	6 3	27 N	UConn	2 3	72 A	Duke	8 6	144 H	James Madison	1 0
22 A	NC State	14 2	33 A	Kentucky	18 6	72 A	Duke	2 1	175 A	Eastern Ky.	12 8
24 A	Clemson	7 4	33 H	Kentucky	8 3	76 H	Xavier	4 5	175 H	Eastern Ky.	5 1
24 A	Clemson	1 5				84 H	Wake Forest	6 1	214 H	Brown	13 2
24 A	Clemson	3 6				84 H	Wake Forest	5 4	214 H	Brown	7 0
						84 H	Wake Forest	10 7	214 H	Brown	5 4
									278 H	Northern Ky.	11 2
LAST 10 GAMES											
22 A	NC State	14 2	144 H	James Madison	1 0						
22 A	NC State	14 10	214 H	Brown	5 4						
84 H	Wake Forest	10 7	214 H	Brown	7 0						
84 H	Wake Forest	6 1	175 H	Eastern Ky.	5 1						
144 H	James Madison	11 1	33 A	Kentucky	18 6						

Non-Div. I Games:

Louisville

Average RPI Win:	105	WON-LOST RECORD	WINNING PCT. RANK	LAST 10 GAMES	STRENGTH OF SCHEDULE	OPP. STRENGTH OF SCHEDULE	TEAM RPI	ADJ RPI	CONF. RPI	ADJ CONF. RPI			
DIV. I ONLY		27-5-0	.84375	1	9-1-0	54	58	5	.62656	5	13	13	
DIV. I NON-CONF.		22-4-0	.84615	10	5-0-0	88	36	4	.61776	4	13	13	
<hr/>													
TOTALS	RPI 1-25	RPI 26-50		W-L RECORDS		RPI 51-100		RPI 101-150		RPI 150+			
27-5-0	0-0-0	1-1-0		OVERALL		13-2-0		7-2-0		6-0-0			
17-1-0	0-0-0	0-0-0		HOME		5-0-0		6-1-0		6-0-0			
10-4-0	0-0-0	1-1-0		AWAY		8-2-0		1-1-0		0-0-0			
0-0-0	0-0-0	0-0-0		NEUTRAL		0-0-0		0-0-0		0-0-0			
22-4-0	0-0-0	1-1-0		NON-CONFERENCE		8-1-0		7-2-0		6-0-0			
14-1-0	0-0-0	0-0-0		HOME		2-0-0		6-1-0		6-0-0			
8-3-0	0-0-0	1-0-		AWAY		6-1-0		1-1-0		0-0-0			
0-0-0	0-0-0	0-0-0		NEUTRAL		0-0-0		0-0-0		0-0-0			
5-1-0	0-0-0	0-0-0		CONFERENCE		5-1-0		0-0-0		0-0-0			
3-0-0	0-0-0	0-0-0		HOME		3-0-0		0-0-0		0-0-0			
2-1-0	0-0-0	0-0-0		AWAY		2-1-0		0-0-0		0-0-0			
0-0-0	0-0-0	0-0-0		NEUTRAL		0-0-0		0-0-0		0-0-0			
<hr/>													
RPI	S	Opponent	Score	RPI	S	Opponent	Score	RPI	S	Opponent	Score		
46	A	Loyola Marymount	7 2	53	H	UC Irvine	10 1	109	A	UNLV	13 2		
46	A	Loyola Marymount	7 9	53	H	UC Irvine	3 2	109	A	UNLV	8 9		
				53	H	UC Irvine	4 1	114	H	Missouri St.	11 1		
				56	A	Pepperdine	5 3	114	H	Missouri St.	5 3		
				56	A	Pepperdine	8 2	114	H	Missouri St.	7 3		
				56	H	Pepperdine	3 2	116	H	California Baptist	7 1		
				75	A	Saint Mary's (CA)	6 7	116	H	California Baptist	1 5		
				78	A	Southern California	2 1	116	H	California Baptist	8 2		
				78	H	Southern California	10 4	141	H	Nevada	2 1		
				79	A	Tulane	16 6	156	H	SFA	14 12		
				79	A	Tulane	8 7	156	H	SFA	7 0		
				79	A	Tulane	7 4	156	H	SFA	3 2		
				83	A	Cal St. Fullerton	8 7	205	H	Hartford	14 0		
				83	A	Cal St. Fullerton	7 6	205	H	Hartford	6 4		
				83	A	Cal St. Fullerton	7 9	205	H	Hartford	10 5		
<hr/>													
LAST 10 GAMES													
46	A	Loyola Marymount	7 2	156	H	SFA	7 0						
53	H	UC Irvine	3 2	156	H	SFA	14 12						
53	H	UC Irvine	10 1	156	H	SFA	3 2						
53	H	UC Irvine	4 1	78	H	Southern California	10 4						
56	A	Pepperdine	8 2	83	A	Cal St. Fullerton	8 7						

Non-Div. I Games:

UC Santa Barbara

Average RPI Win:	112	WON-LOST RECORD	WINNING PCT. RANK	LAST 10 GAMES	STRENGTH OF SCHEDULE	OPP. STRENGTH OF SCHEDULE	TEAM RPI	ADJ RPI	CONF. RPI	ADJ CONF. RPI		
DIV. I ONLY		30-8-0	.78947	7	7-3-0	28	11	6	.62293	6	1	1
DIV. I NON-CONF.		20-3-0	.86957	5	4-0-0	136	115	13	.59899	13	1	1
<hr/>												
TOTALS	RPI 1-25	RPI 26-50		W-L RECORDS		RPI 51-100		RPI 101-150		RPI 150+		
30-8-0	8-5-0	5-1-0		OVERALL		2-1-0		6-0-0		9-1-0		
19-3-0	6-2-0	0-0-0		HOME		0-0-0		6-0-0		7-1-0		
11-5-0	2-3-0	5-1-0		AWAY		2-1-0		0-0-0		2-0-0		
0-0-0	0-0-0	0-0-0		NEUTRAL		0-0-0		0-0-0		0-0-0		
20-3-0	3-1-0	0-0-0		NON-CONFERENCE		2-1-0		6-0-0		9-1-0		
15-1-0	2-0-0	0-0-0		HOME		0-0-0		6-0-0		7-1-0		
5-2-0	1-1-0	0-0-		AWAY		2-1-0		0-0-0		2-0-0		
0-0-0	0-0-0	0-0-0		NEUTRAL		0-0-0		0-0-0		0-0-0		
10-5-0	5-4-0	5-1-0		CONFERENCE		0-0-0		0-0-0		0-0-0		
4-2-0	4-2-0	0-0-0		HOME		0-0-0		0-0-0		0-0-0		
6-3-0	1-2-0	5-1-0		AWAY		0-0-0		0-0-0		0-0-0		
0-0-0	0-0-0	0-0-0		NEUTRAL		0-0-0		0-0-0		0-0-0		
RPI	S	Opponent	Score	RPI	S	Opponent	Score	RPI	S	Opponent	Score	
3	H	Vanderbilt	8 3	33	A	Kentucky	0 5	69	A	Ga. Southern	3 1	
3	H	Vanderbilt	3 1	33	A	Kentucky	7 3	69	A	Ga. Southern	4 2	
3	H	Vanderbilt	2 3	33	A	Kentucky	10 8	69	A	Ga. Southern	7 10	
8	A	Tennessee	7 1	48	A	South Carolina	8 7			132	H Presbyterian	8 1
8	A	Tennessee	0 2	48	A	South Carolina	6 1			132	H Presbyterian	7 6
8	A	Tennessee	0 3	48	A	South Carolina	4 2			132	H Presbyterian	17 0
9	A	Georgia Tech	2 11							148	H Dayton	5 1
9	H	Georgia Tech	12 2							148	H Dayton	10 7
15	H	LSU	0 1							148	H Dayton	13 1
15	H	LSU	2 0							172	H Jacksonville St.	5 1
15	H	LSU	9 7							217	A Kennesaw St.	7 6
24	A	Clemson	5 3							217	H Kennesaw St.	11 1
24	H	Clemson	3 2							223	A Georgia St.	6 3
										223	H Georgia St.	11 1
										225	H LIU Brooklyn	0 1
										254	H UMass Lowell	12 5
										254	H UMass Lowell	6 2
										254	H UMass Lowell	13 5
										257	H Alabama St.	11 3
<hr/>												
LAST 10 GAMES												
217	A	Kennesaw St.	7 6	8	A	Tennessee	0 2					
69	A	Ga. Southern	4 2	9	H	Georgia Tech	12 2					
24	H	Clemson	3 2	3	H	Vanderbilt	3 1					
8	A	Tennessee	7 1	3	H	Vanderbilt	8 3					
8	A	Tennessee	0 3	3	H	Vanderbilt	2 3					

Non-Div. I Games:

Georgia

Average RPI Win:	95	WON-LOST	WINNING	LAST 10	STRENGTH OF	OPP. STRENGTH	TEAM	ADJ	CONF.	ADJ CONF.		
Average RPI Loss:	37	RECORD	PCT. RANK	GAMES	SCHEDULE	OF SCHEDULE	RPI	RPI	RPI	RPI		
DIV. I ONLY		27-10-0	.72973	15	5-5-0	16	14	7	.6178	7	1	1
DIV. I NON-CONF.		18-4-0	.81818	12	2-1-0	106	58	17	.59322	17	1	1
<hr/>												
TOTALS	RPI 1-25	RPI 26-50		W-L RECORDS		RPI 51-100		RPI 101-150		RPI 150+		
27-10-0	6-3-0	6-5-0		OVERALL		5-1-0		5-1-0		5-0-0		
18-4-0	3-0-0	3-3-0		HOME		3-0-0		4-1-0		5-0-0		
9-6-0	3-3-0	3-2-0		AWAY		2-1-0		1-0-0		0-0-0		
0-0-0	0-0-0	0-0-0		NEUTRAL		0-0-0		0-0-0		0-0-0		
<hr/>												
18-4-0	0-0-0	3-2-0		NON-CONFERENCE		5-1-0		5-1-0		5-0-0		
14-2-0	0-0-0	2-1-0		HOME		3-0-0		4-1-0		5-0-0		
4-2-0	0-0-0	1-0-		AWAY		2-1-0		1-0-0		0-0-0		
0-0-0	0-0-0	0-0-0		NEUTRAL		0-0-0		0-0-0		0-0-0		
<hr/>												
9-6-0	6-3-0	3-3-0		CONFERENCE		0-0-0		0-0-0		0-0-0		
4-2-0	3-0-0	1-2-0		HOME		0-0-0		0-0-0		0-0-0		
5-4-0	3-3-0	2-1-0		AWAY		0-0-0		0-0-0		0-0-0		
0-0-0	0-0-0	0-0-0		NEUTRAL		0-0-0		0-0-0		0-0-0		
<hr/>												
RPI S	Opponent	Score	RPI S	Opponent	Score	RPI S	Opponent	Score	RPI S	Opponent	Score	
3 A	Vanderbilt	2 3	26 H	Ole Miss	3 4	78 A	Southern California	6 3	101 H	Memphis	10 3	
3 A	Vanderbilt	14 12	26 H	Ole Miss	5 3	78 A	Southern California	8 6	110 H	Little Rock	7 17	
3 A	Vanderbilt	2 12	26 H	Ole Miss	5 10	78 A	Southern California	4 6	114 A	Missouri St.	8 2	
17 A	Auburn	8 0	31 H	Louisiana Tech	11 0	99 H	Stony Brook	4 3	128 H	Eastern Ill.	12 3	
17 A	Auburn	9 6	31 H	Louisiana Tech	4 2	99 H	Stony Brook	15 7	128 H	Eastern Ill.	3 2	
17 A	Auburn	3 6	31 H	Louisiana Tech	7 12	99 H	Stony Brook	3 1	128 H	Eastern Ill.	15 7	
23 H	Missouri	3 2	34 A	Texas	11 4				198 H	Charlotte	9 2	
23 H	Missouri	4 3	34 A	Texas	6 7				212 H	Oral Roberts	15 8	
23 H	Missouri	2 0	44 A	Alabama	10 2				255 H	Western Ill.	11 1	
			44 A	Alabama	0 10				255 H	Western Ill.	8 0	
			44 A	Alabama	12 3				289 H	Ark.-Pine Bluff	16 4	
<hr/>												
LAST 10 GAMES												
17 A	Auburn	9 6	3 A	Vanderbilt	2 12							
17 A	Auburn	3 6	3 A	Vanderbilt	2 3							
99 H	Stony Brook	3 1	212 H	Oral Roberts	15 8							
289 H	Ark.-Pine Bluff	16 4	17 A	Auburn	8 0							
3 A	Vanderbilt	14 12	110 H	Little Rock	7 17							

Non-Div. I Games:

Arkansas

Average RPI Win: 108		WON-LOST RECORD		WINNING PCT. RANK		LAST 10 GAMES		STRENGTH OF SCHEDULE		OPP. STRENGTH OF SCHEDULE		TEAM RPI		ADJ RPI		CONF. RPI		ADJ CONF. RPI					
DIV. I ONLY		27-11-0		.71053 21		7-3-0		4		39		8		.61381 8		1		1					
DIV. I NON-CONF.		21-2-0		.91304 2		3-0-0		49		132		3		.62424 3		1		1					
TOTALS		RPI 1-25		RPI 26-50		W-L RECORDS		RPI 51-100		RPI 101-150		RPI 150+											
27-11-0		7-8-0		2-1-0		OVERALL		4-1-0		4-1-0		10-0-0											
21-6-0		6-3-0		2-1-0		HOME		3-1-0		1-1-0		9-0-0											
2-5-0		1-5-0		0-0-0		AWAY		0-0-0		1-0-0		0-0-0											
4-0-0		0-0-0		0-0-0		NEUTRAL		1-0-0		2-0-0		1-0-0											
21-2-0		3-0-0		0-0-0		NON-CONFERENCE		4-1-0		4-1-0		10-0-0											
16-2-0		3-0-0		0-0-0		HOME		3-1-0		1-1-0		9-0-0											
1-0-0		0-0-0		0-0-		AWAY		0-0-0		1-0-0		0-0-0											
4-0-0		0-0-0		0-0-0		NEUTRAL		1-0-0		2-0-0		1-0-0											
6-9-0		4-8-0		2-1-0		CONFERENCE		0-0-0		0-0-0		0-0-0											
5-4-0		3-3-0		2-1-0		HOME		0-0-0		0-0-0		0-0-0											
1-5-0		1-5-0		0-0-0		AWAY		0-0-0		0-0-0		0-0-0											
0-0-0		0-0-0		0-0-0		NEUTRAL		0-0-0		0-0-0		0-0-0											
RPI	S	Opponent		Score		RPI	S	Opponent		Score		RPI	S	Opponent		Score							
3	A	Vanderbilt		7 6		48	H	South Carolina		15 5		52	H	Fresno St.		8 3							
3	A	Vanderbilt		4 10		48	H	South Carolina		6 3		52	H	Fresno St.		13 9							
3	A	Vanderbilt		2 4		48	H	South Carolina		2 3		52	H	Fresno St.		7 10							
6	H	Georgia		3 0								68	H	Liberty		7 1							
6	H	Georgia		1 7								94	N	North Florida		10 2							
6	H	Georgia		2 0																			
10	H	Mississippi St.		2 1																			
10	H	Mississippi St.		5 7																			
10	H	Mississippi St.		3 6																			
17	A	Auburn		3 5																			
17	A	Auburn		0 2																			
17	A	Auburn		2 5																			
21	H	Indiana		5 1																			
21	H	Indiana		11 0																			
21	H	Indiana		5 3																			
LAST 10 GAMES																							
181 N Western Ky.						6 3						190 H Lipscomb						11 2					
118 H Morehead St.						3 1						10 H Mississippi St.						5 7					
6 H Georgia						1 7						10 H Mississippi St.						2 1					
6 H Georgia						3 0						10 H Mississippi St.						3 6					
6 H Georgia						2 0						213 H Belmont						6 2					

Non-Div. I Games:

Tennessee



Average RPI Win:	89	WON-LOST	WINNING	LAST 10	STRENGTH OF	OPP. STRENGTH	TEAM	ADJ	CONF.	ADJ CONF.		
Average RPI Loss:	52	RECORD	PCT. RANK	GAMES	SCHEDULE	OF SCHEDULE	RPI	RPI	RPI	RPI		
DIV. I ONLY		25-12-0	.67568	37	7-3-0	6	2	9	.60803	9	4	4
DIV. I NON-CONF.		14-5-0	.73684	35	2-1-0	12	4	10	.60535	10	4	4
<hr/>												
TOTALS	RPI 1-25	RPI 26-50		W-L RECORDS		RPI 51-100		RPI 101-150		RPI 150+		
25-12-0	10-7-0	0-0-0		OVERALL		7-3-0		2-1-0		6-1-0		
16-7-0	6-3-0	0-0-0		HOME		5-2-0		2-1-0		3-1-0		
9-5-0	4-4-0	0-0-0		AWAY		2-1-0		0-0-0		3-0-0		
0-0-0	0-0-0	0-0-0		NEUTRAL		0-0-0		0-0-0		0-0-0		
<hr/>												
14-5-0	5-3-0	0-0-0		NON-CONFERENCE		3-1-0		0-0-0		6-1-0		
10-4-0	4-2-0	0-0-0		HOME		3-1-0		0-0-0		3-1-0		
4-1-0	1-1-0	0-0-		AWAY		0-0-0		0-0-0		3-0-0		
0-0-0	0-0-0	0-0-0		NEUTRAL		0-0-0		0-0-0		0-0-0		
<hr/>												
11-7-0	5-4-0	0-0-0		CONFERENCE		4-2-0		2-1-0		0-0-0		
6-3-0	2-1-0	0-0-0		HOME		2-1-0		2-1-0		0-0-0		
5-4-0	3-3-0	0-0-0		AWAY		2-1-0		0-0-0		0-0-0		
0-0-0	0-0-0	0-0-0		NEUTRAL		0-0-0		0-0-0		0-0-0		
<hr/>												
RPI S	Opponent	Score	RPI S	Opponent	Score	RPI S	Opponent	Score	RPI S	Opponent	Score	
1 H	UCLA	0 6				66 A	Boston College	9 1	121 H	Notre Dame	11 2	
1 H	UCLA	4 3				66 A	Boston College	2 9	121 H	Notre Dame	6 9	
1 H	UCLA	2 8				66 A	Boston College	7 0	121 H	Notre Dame	8 7	
4 A	Louisville	4 0				69 H	Ga. Southern	7 6	175 H	Richmond	1 7	
4 A	Louisville	4 5				93 H	Northwestern	1 5	189 H	UIC	6 3	
4 A	Louisville	3 1				93 H	Northwestern	12 1	203 A	Mercer	14 8	
6 A	Georgia	2 12				93 H	Northwestern	9 2	217 A	Kennesaw St.	10 7	
6 H	Georgia	11 2				96 H	Virginia	6 5	217 H	Kennesaw St.	9 1	
14 H	West Virginia	5 4				96 H	Virginia	7 3	223 A	Georgia St.	10 0	
17 A	Auburn	9 3				96 H	Virginia	8 9	223 H	Georgia St.	7 3	
17 H	Auburn	11 6										
18 A	Miami (FL)	6 9										
18 A	Miami (FL)	5 6										
18 A	Miami (FL)	5 4										
20 H	North Carolina	10 5										
20 H	North Carolina	4 11										
20 H	North Carolina	11 10										
LAST 10 GAMES												
17 H	Auburn	11 6	20 H	North Carolina	10 5							
66 A	Boston College	7 0	20 H	North Carolina	11 10							
66 A	Boston College	9 1	20 H	North Carolina	4 11							
66 A	Boston College	2 9	17 A	Auburn	9 3							
6 A	Georgia	2 12	121 H	Notre Dame	8 7							

Non-Div. I Games:

Georgia Tech

Average RPI Win: 121		WON-LOST	WINNING	LAST 10	STRENGTH OF		OPP. STRENGTH	TEAM	ADJ	CONF.	ADJ CONF.
Average RPI Loss: 22		RECORD	PCT. RANK	GAMES	SCHEDULE		OF SCHEDULE	RPI	RPI	RPI	RPI
DIV. I ONLY		32-6-0	.84211	2	88		9	10	.60601	10	1
DIV. I NON-CONF.		22-1-0	.95652	1	248		85	23	.58317	23	1
TOTALS		RPI 1-25	RPI 26-50		W-L RECORDS		RPI 51-100		RPI 101-150		RPI 150+
32-6-0		9-5-0	4-0-0		OVERALL		3-1-0		4-0-0		12-0-0
25-4-0		4-3-0	3-0-0		HOME		3-1-0		3-0-0		12-0-0
5-2-0		4-2-0	0-0-0		AWAY		0-0-0		1-0-0		0-0-0
2-0-0		1-0-0	1-0-0		NEUTRAL		0-0-0		0-0-0		0-0-0
22-1-0		2-0-0	1-0-0		NON-CONFERENCE		3-1-0		4-0-0		12-0-0
19-1-0		1-0-0	0-0-0		HOME		3-1-0		3-0-0		12-0-0
1-0-0		0-0-0	0-0-		AWAY		0-0-0		1-0-0		0-0-0
2-0-0		1-0-0	1-0-0		NEUTRAL		0-0-0		0-0-0		0-0-0
10-5-0		7-5-0	3-0-0		CONFERENCE		0-0-0		0-0-0		0-0-0
6-3-0		3-3-0	3-0-0		HOME		0-0-0		0-0-0		0-0-0
4-2-0		4-2-0	0-0-0		AWAY		0-0-0		0-0-0		0-0-0
0-0-0		0-0-0	0-0-0		NEUTRAL		0-0-0		0-0-0		0-0-0
RPI S	Opponent	Score	RPI S	Opponent	Score	RPI S	Opponent	Score	RPI S	Opponent	Score
8 A	Tennessee	7 5	44 H	Alabama	6 0	54 H	Southern Miss.	0 1	103 H	South Alabama	7 5
8 A	Tennessee	1 2	44 H	Alabama	13 3	54 H	Southern Miss.	8 1	110 H	Little Rock	15 4
8 A	Tennessee	6 3	44 H	Alabama	9 1	54 H	Southern Miss.	4 3	142 A	Samford	6 4
11 H	East Carolina	4 1	50 N	Sam Houston St.	5 4	91 H	Southeastern La.	12 0	147 H	La.-Monroe	21 8
15 H	LSU	2 11							152 H	UAB	3 2
15 H	LSU	5 10							191 H	Maine	9 8
15 H	LSU	6 5							191 H	Maine	9 2
16 N	Texas Tech	4 2							191 H	Maine	5 1
17 H	Auburn	20 15							245 H	Texas Southern	5 1
17 H	Auburn	5 6							258 H	Grambling	18 1
17 H	Auburn	15 2							259 H	Youngstown St.	14 2
25 A	Florida	10 5							259 H	Youngstown St.	14 3
25 A	Florida	6 5							259 H	Youngstown St.	8 0
25 A	Florida	2 4							273 H	Jackson St.	17 4
									281 H	Mississippi Val.	18 5
									289 H	Ark.-Pine Bluff	14 1
LAST 10 GAMES											
15 H	LSU	6 5	44 H	Alabama	13 3						
191 H	Maine	9 2	44 H	Alabama	9 1						
259 H	Youngstown St.	14 2	44 H	Alabama	6 0						
259 H	Youngstown St.	8 0	103 H	South Alabama	7 5						
245 H	Texas Southern	5 1	8 A	Tennessee	7 5						

Non-Div. I Games:

Mississippi St.

Average RPI Win:	116	WON-LOST RECORD	WINNING PCT. RANK	LAST 10 GAMES	STRENGTH OF SCHEDULE	OPP. STRENGTH OF SCHEDULE	TEAM RPI	ADJ RPI	CONF. RPI	ADJ CONF. RPI	
Average RPI Loss:	66										
DIV. I ONLY	26-10-0	.72222	18	6-4-0	35	28	11	.6048	11	5	5
DIV. I NON-CONF.	18-9-0	.66667	61	3-3-0	45	46	24	.58255	24	5	5
<hr/>											
TOTALS	RPI 1-25	RPI 26-50		W-L RECORDS		RPI 51-100		RPI 101-150		RPI 150+	
26-10-0	0-4-0	3-1-0		OVERALL		7-3-0		10-1-0		6-1-0	
15-3-0	0-0-0	0-0-0		HOME		4-1-0		6-1-0		5-1-0	
11-7-0	0-4-0	3-1-0		AWAY		3-2-0		4-0-0		1-0-0	
0-0-0	0-0-0	0-0-0		NEUTRAL		0-0-0		0-0-0		0-0-0	
<hr/>											
18-9-0	0-4-0	1-0-0		NON-CONFERENCE		4-3-0		7-1-0		6-1-0	
12-3-0	0-0-0	0-0-0		HOME		1-1-0		6-1-0		5-1-0	
6-6-0	0-4-0	1-0-		AWAY		3-2-0		1-0-0		1-0-0	
0-0-0	0-0-0	0-0-0		NEUTRAL		0-0-0		0-0-0		0-0-0	
<hr/>											
8-1-0	0-0-0	2-1-0		CONFERENCE		3-0-0		3-0-0		0-0-0	
3-0-0	0-0-0	0-0-0		HOME		3-0-0		0-0-0		0-0-0	
5-1-0	0-0-0	2-1-0		AWAY		0-0-0		3-0-0		0-0-0	
0-0-0	0-0-0	0-0-0		NEUTRAL		0-0-0		0-0-0		0-0-0	
<hr/>											
RPI S	Opponent	Score	RPI S	Opponent	Score	RPI S	Opponent	Score	RPI S	Opponent	Score
1 A	UCLA	5 7	26 A	Ole Miss	3 2	59 A	Campbell	6 7	107 A	Elon	9 4
1 A	UCLA	0 3	36 A	Houston	15 3	70 H	UCF	7 4	107 H	Elon	5 3
1 A	UCLA	5 8	36 A	Houston	3 1	70 H	UCF	13 8	112 H	Utah	7 6
10 A	Mississippi St.	1 4	36 A	Houston	0 2	70 H	UCF	6 5	113 H	Western Caro.	12 6
						72 A	Duke	2 7	123 H	Marist	10 5
						72 H	Duke	6 1	123 H	Marist	5 0
						77 A	Maryland	3 0	123 H	Marist	4 3
						77 A	Maryland	9 0	127 H	Air Force	2 3
						77 A	Maryland	2 1	134 A	South Fla.	13 7
						87 H	Wright St.	4 12	134 A	South Fla.	4 0
									134 A	South Fla.	5 1
									155 H	Radford	4 3
									155 H	Radford	6 2
									155 H	Radford	15 9
									196 A	UNCW	9 1
									262 H	Monmouth	3 1
									262 H	Monmouth	10 0
									262 H	Monmouth	5 8
<hr/>											
			LAST 10 GAMES								
			36 A Houston			3 1	1 A UCLA			5 8	
			155 H Radford			15 9	1 A UCLA			5 7	
			155 H Radford			6 2	196 A UNCW			9 1	
			1 A UCLA			0 3	36 A Houston			15 3	
			107 A Elon			9 4	36 A Houston			0 2	

Average RPI Win:		95	WON-LOST RECORD		WINNING PCT. RANK		LAST 10 GAMES		STRENGTH OF SCHEDULE		OPP. STRENGTH OF SCHEDULE		TEAM RPI		ADJ RPI		CONF. RPI		ADJ CONF. RPI					
DIV. I ONLY			24-6-0		.8		5		7-3-0		65		8		12		.60256		12		3		3	
DIV. I NON-CONF.			14-4-0		.77778		23		2-1-0		38		37		11		.60501		11		2		2	
TOTALS		RPI 1-25		RPI 26-50				W-L RECORDS				RPI 51-100				RPI 101-150				RPI 150+				
24-6-0		1-2-0		3-1-0				OVERALL				10-1-0				6-1-0				4-1-0				
14-5-0		1-2-0		3-1-0				HOME				5-0-0				5-1-0				0-1-0				
7-1-0		0-0-0		0-0-0				AWAY				3-1-0				1-0-0				3-0-0				
3-0-0		0-0-0		0-0-0				NEUTRAL				2-0-0				0-0-0				1-0-0				
14-4-0		0-0-0		3-1-0				NON-CONFERENCE				7-1-0				3-1-0				1-1-0				
7-3-0		0-0-0		3-1-0				HOME				2-0-0				2-1-0				0-1-0				
4-1-0		0-0-0		0-0-				AWAY				3-1-0				1-0-0				0-0-0				
3-0-0		0-0-0		0-0-0				NEUTRAL				2-0-0				0-0-0				1-0-0				
10-2-0		1-2-0		0-0-0				CONFERENCE				3-0-0				3-0-0				3-0-0				
7-2-0		1-2-0		0-0-0				HOME				3-0-0				3-0-0				0-0-0				
3-0-0		0-0-0		0-0-0				AWAY				0-0-0				0-0-0				3-0-0				
0-0-0		0-0-0		0-0-0				NEUTRAL				0-0-0				0-0-0				0-0-0				
RPI	S	Opponent		Score		RPI	S	Opponent		Score		RPI	S	Opponent		Score		RPI	S	Opponent		Score		
1	H	UCLA		3	2	34	H	Texas		0	4	52	H	Fresno St.		2	0	109	H	UNLV		6	5	
1	H	UCLA		7	10	34	H	Texas		9	0	56	N	Pepperdine		6	1	109	H	UNLV		3	2	
1	H	UCLA		5	11	34	H	Texas		4	2	61	H	Washington		6	1	109	H	UNLV		1	2	
						34	H	Texas		8	1	61	H	Washington		8	2	112	H	Utah		7	4	
												61	H	Washington		3	2	112	H	Utah		7	3	
												83	A	Cal St. Fullerton		4	3	112	H	Utah		7	6	
												83	A	Cal St. Fullerton		8	1	131	A	Grand Canyon		14	4	
												83	A	Cal St. Fullerton		5	6	154	N	Ball St.		2	1	
												90	N	Wichita St.		5	4	200	A	Washington St.		8	5	
												98	A	San Francisco		11	1	200	A	Washington St.		14	2	
												98	H	San Francisco		8	3	200	A	Washington St.		7	1	
																		261	H	UC Davis		6	8	
LAST 10 GAMES																								
						261	H	UC Davis		6	8	1	H	UCLA		7	10							
						61	H	Washington		6	1	1	H	UCLA		5	11							
						61	H	Washington		3	2	1	H	UCLA		3	2							
						61	H	Washington		8	2	52	H	Fresno St.		2	0							
						98	A	San Francisco		11	1	200	A	Washington St.		14	2							

Non-Div. I Games:

Stanford

Average RPI Win: 97		WON-LOST	WINNING	LAST 10	STRENGTH OF		OPP. STRENGTH	TEAM	ADJ	CONF.	ADJ CONF.
Average RPI Loss: 46		RECORD	PCT. RANK	GAMES	SCHEDULE		OF SCHEDULE	RPI	RPI	RPI	RPI
DIV. I ONLY		27-11-1	.70513	26	4-5-1		11	21	13	.60201	13
DIV. I NON-CONF.		18-6-0	.75	29	1-2-0		55	127	34	.57709	34
TOTALS		RPI 1-25	RPI 26-50		W-L RECORDS		RPI 51-100		RPI 101-150		RPI 150+
27-11-1		6-5-1	8-3-0		OVERALL		1-2-0		2-0-0		10-1-0
19-7-1		5-3-1	2-1-0		HOME		0-2-0		2-0-0		10-1-0
5-4-0		1-2-0	4-2-0		AWAY		0-0-0		0-0-0		0-0-0
3-0-0		0-0-0	2-0-0		NEUTRAL		1-0-0		0-0-0		0-0-0
18-6-0		0-0-0	5-3-0		NON-CONFERENCE		1-2-0		2-0-0		10-1-0
14-4-0		0-0-0	2-1-0		HOME		0-2-0		2-0-0		10-1-0
1-2-0		0-0-0	1-0-		AWAY		0-0-0		0-0-0		0-0-0
3-0-0		0-0-0	2-0-0		NEUTRAL		1-0-0		0-0-0		0-0-0
9-5-1		6-5-1	3-0-0		CONFERENCE		0-0-0		0-0-0		0-0-0
5-3-1		5-3-1	0-0-0		HOME		0-0-0		0-0-0		0-0-0
4-2-0		1-2-0	3-0-0		AWAY		0-0-0		0-0-0		0-0-0
0-0-0		0-0-0	0-0-0		NEUTRAL		0-0-0		0-0-0		0-0-0
RPI S	Opponent	Score	RPI S	Opponent	Score	RPI S	Opponent	Score	RPI S	Opponent	Score
3 H	Vanderbilt	8 7	30 A	DBU	4 5	51 H	Texas St.	3 5	137 H	A&M-Corpus Christi	12 2
3 H	Vanderbilt	4 7	33 A	Kentucky	17 5	67 N	TCU	1 0	138 H	Rice	8 3
3 H	Vanderbilt	7 0	33 A	Kentucky	9 3	81 H	Incarnate Word	5 6	156 H	SFA	5 3
15 A	LSU	3 9	33 A	Kentucky	5 3				171 H	Fordham	19 6
15 A	LSU	1 2	34 A	Texas	9 6				171 H	Fordham	3 1
15 A	LSU	6 4	36 A	Houston	1 4				171 H	Fordham	4 0
17 H	Auburn	4 0	36 N	Houston	3 2				173 H	Abilene Christian	9 3
17 H	Auburn	0 7	37 N	Baylor	5 2				189 H	UIC	2 7
17 H	Auburn	4 1	42 H	Gonzaga	3 1				189 H	UIC	3 1
23 H	Missouri	2 3	42 H	Gonzaga	14 2				189 H	UIC	4 0
23 H	Missouri	7 3	42 H	Gonzaga	4 6				194 H	Lamar University	10 7
23 H	Missouri	2 2							211 H	Houston Baptist	12 5
									293 H	Prairie View	9 1
LAST 10 GAMES											
15 A	LSU	3 9	17 H	Auburn	4 0						
15 A	LSU	6 4	51 H	Texas St.	3 5						
36 A	Houston	1 4	15 A	LSU	1 2						
17 H	Auburn	4 1	34 A	Texas	9 6						
17 H	Auburn	0 7	23 H	Missouri	2 2						

Non-Div. I Games:

Texas A&amp;M

Average RPI Win:		109	WON-LOST RECORD		WINNING PCT. RANK	LAST 10 GAMES		STRENGTH OF SCHEDULE		OPP. STRENGTH OF SCHEDULE	TEAM RPI	ADJ RPI	CONF. RPI	ADJ CONF. RPI
Average RPI Loss:		54												
DIV. I ONLY			22-13-0		.62857	69		21		25	14	.60087	14	2
DIV. I NON-CONF.			16-7-0		.69565	51		83		47	15	.59679	15	3
TOTALS		RPI 1-25	RPI 26-50		W-L RECORDS		RPI 51-100		RPI 101-150		RPI 150+			
22-13-0		3-4-0	4-5-0		OVERALL		5-2-0		5-1-0		5-1-0			
11-2-0		2-1-0	2-1-0		HOME		0-0-0		4-0-0		3-0-0			
11-11-0		1-3-0	2-4-0		AWAY		5-2-0		1-1-0		2-1-0			
0-0-0		0-0-0	0-0-0		NEUTRAL		0-0-0		0-0-0		0-0-0			
16-7-0		1-3-0	0-0-0		NON-CONFERENCE		5-2-0		5-1-0		5-1-0			
7-0-0		0-0-0	0-0-0		HOME		0-0-0		4-0-0		3-0-0			
9-7-0		1-3-0	0-0-0		AWAY		5-2-0		1-1-0		2-1-0			
0-0-0		0-0-0	0-0-0		NEUTRAL		0-0-0		0-0-0		0-0-0			
6-6-0		2-1-0	4-5-0		CONFERENCE		0-0-0		0-0-0		0-0-0			
4-2-0		2-1-0	2-1-0		HOME		0-0-0		0-0-0		0-0-0			
2-4-0		0-0-0	2-4-0		AWAY		0-0-0		0-0-0		0-0-0			
0-0-0		0-0-0	0-0-0		NEUTRAL		0-0-0		0-0-0		0-0-0			
RPI	S	Opponent	Score		RPI	S	Opponent	Score		RPI	S	Opponent	Score	
2	A	Oregon St.	2	0	28	A	Oklahoma St.	5	9	69	A	Ga. Southern	0	1
2	A	Oregon St.	2	4	28	A	Oklahoma St.	11	1	69	A	Ga. Southern	5	1
2	A	Oregon St.	2	9	28	A	Oklahoma St.	4	2	69	A	Ga. Southern	3	1
9	A	Georgia Tech	4	5	37	A	Baylor	4	10	77	A	Maryland	8	1
16	H	Texas Tech	0	3	37	A	Baylor	5	6	89	A	William & Mary	12	2
16	H	Texas Tech	4	3	37	A	Baylor	0	12	89	A	William & Mary	9	1
16	H	Texas Tech	2	0	43	H	Oklahoma	5	1	89	A	William & Mary	4	6
					43	H	Oklahoma	1	2					
					43	H	Oklahoma	12	4					
LAST 10 GAMES														
263	H	Towson	8	3	16	H	Texas Tech	2	0					
69	A	Ga. Southern	3	1	77	A	Maryland	8	1					
140	H	Canisius	5	4	28	A	Oklahoma St.	4	2					
16	H	Texas Tech	0	3	28	A	Oklahoma St.	5	9					
16	H	Texas Tech	4	3	28	A	Oklahoma St.	11	1					

Non-Div. I Games:

West Virginia

Average RPI Win: 93		WON-LOST RECORD		WINNING PCT. RANK		LAST 10 GAMES		STRENGTH OF SCHEDULE		OPP. STRENGTH OF SCHEDULE		TEAM RPI		ADJ RPI		CONF. RPI		ADJ CONF. RPI	
DIV. I ONLY		24-14-0		.63158 65		5-5-0		5		59		15		.6006 15		1		1	
DIV. I NON-CONF.		15-8-0		.65217 68		2-2-0		70		144		62		.55181 62		1		1	
TOTALS		RPI 1-25		RPI 26-50		W-L RECORDS		RPI 51-100		RPI 101-150		RPI 150+							
24-14-0		6-6-0		3-3-0		OVERALL		6-2-0		3-2-0		6-1-0							
20-3-0		2-1-0		3-0-0		HOME		6-1-0		3-1-0		6-0-0							
4-10-0		4-5-0		0-3-0		AWAY		0-0-0		0-1-0		0-1-0							
0-1-0		0-0-0		0-0-0		NEUTRAL		0-1-0		0-0-0		0-0-0							
15-8-0		0-0-0		0-3-0		NON-CONFERENCE		6-2-0		3-2-0		6-1-0							
15-2-0		0-0-0		0-0-0		HOME		6-1-0		3-1-0		6-0-0							
0-5-0		0-0-0		0-0-		AWAY		0-0-0		0-1-0		0-1-0							
0-1-0		0-0-0		0-0-0		NEUTRAL		0-1-0		0-0-0		0-0-0							
9-6-0		6-6-0		3-0-0		CONFERENCE		0-0-0		0-0-0		0-0-0							
5-1-0		2-1-0		3-0-0		HOME		0-0-0		0-0-0		0-0-0							
4-5-0		4-5-0		0-0-0		AWAY		0-0-0		0-0-0		0-0-0							
0-0-0		0-0-0		0-0-0		NEUTRAL		0-0-0		0-0-0		0-0-0							
RPI S	Opponent	Score		RPI S	Opponent	Score		RPI S	Opponent	Score		RPI S	Opponent	Score					
6 A	Georgia	0	2	33 H	Kentucky	16	4	60 H	California	4	3	103 H	South Alabama	2	0				
6 A	Georgia	7	9	33 H	Kentucky	2	1	60 H	California	5	4	115 A	Northwestern St.	1	3				
6 A	Georgia	1	0	33 H	Kentucky	7	2	60 H	California	2	5	125 H	McNeese	0	2				
10 A	Mississippi St.	5	6	34 A	Texas	4	8	65 H	Bryant	17	8	127 H	Air Force	17	5				
10 A	Mississippi St.	10	5	34 A	Texas	1	8	65 H	Bryant	13	6	147 H	La.-Monroe	12	7				
10 A	Mississippi St.	11	2	34 A	Texas	6	7	65 H	Bryant	4	3	163 H	Nicholls St.	5	4				
13 H	Texas A&M	9	3					91 H	Southeastern La.	6	5	192 A	Southern U.	2	7				
13 H	Texas A&M	2	1					97 N	Louisiana	5	6	192 H	Southern U.	17	4				
13 H	Texas A&M	4	6									199 H	Holy Cross	9	2				
23 A	Missouri	12	11									207 H	Army West Point	6	5				
23 A	Missouri	5	11									245 H	Texas Southern	16	5				
23 A	Missouri	1	4									258 H	Grambling	9	0				
LAST 10 GAMES																			
13 H	Texas A&M	9	3	97 N	Louisiana	5	6												
13 H	Texas A&M	4	6	23 A	Missouri	5	11												
10 A	Mississippi St.	5	6	23 A	Missouri	1	4												
60 H	California	5	4	23 A	Missouri	12	11												
60 H	California	2	5	192 A	Southern U.	2	7												

Non-Div. I Games:

LSU

Average RPI Win: 82		WON-LOST RECORD		WINNING PCT. RANK		LAST 10 GAMES		STRENGTH OF SCHEDULE		OPP. STRENGTH OF SCHEDULE		TEAM RPI		ADJ RPI		CONF. RPI		ADJ CONF. RPI					
DIV. I ONLY		23-12-0		.65714		46		5-5-0		14		35		16		.59887		16		2		2	
DIV. I NON-CONF.		17-6-0		.73913		32		2-2-0		3		56		5		.61653		5		3		3	
TOTALS		RPI 1-25		RPI 26-50		W-L RECORDS		RPI 51-100		RPI 101-150		RPI 150+											
23-12-0		1-3-0		6-4-0		OVERALL		10-2-0		4-1-0		2-2-0											
15-3-0		0-0-0		5-1-0		HOME		6-0-0		3-1-0		1-1-0											
7-7-0		1-2-0		1-2-0		AWAY		4-2-0		0-0-0		1-1-0											
1-2-0		0-1-0		0-1-0		NEUTRAL		0-0-0		1-0-0		0-0-0											
17-6-0		0-1-0		5-2-0		NON-CONFERENCE		8-1-0		2-0-0		2-2-0											
13-2-0		0-0-0		5-1-0		HOME		6-0-0		1-0-0		1-1-0											
3-2-0		0-0-0		0-0-		AWAY		2-1-0		0-0-0		1-1-0											
1-2-0		0-1-0		0-1-0		NEUTRAL		0-0-0		1-0-0		0-0-0											
6-6-0		1-2-0		1-2-0		CONFERENCE		2-1-0		2-1-0		0-0-0											
2-1-0		0-0-0		0-0-0		HOME		0-0-0		2-1-0		0-0-0											
4-5-0		1-2-0		1-2-0		AWAY		2-1-0		0-0-0		0-0-0											
0-0-0		0-0-0		0-0-0		NEUTRAL		0-0-0		0-0-0		0-0-0											
RPI	S	Opponent		Score		RPI	S	Opponent		Score		RPI	S	Opponent		Score		RPI	S	Opponent		Score	
10	N	Mississippi St.		2	4	29	H	Oregon		4	9	64	H	Michigan		11	2	108	H	Kansas		5	4
14	A	West Virginia		3	4	29	H	Oregon		12	11	64	H	Michigan		8	5	108	H	Kansas		9	13
14	A	West Virginia		3	0	29	H	Oregon		6	4	64	H	Michigan		10	3	108	H	Kansas		19	4
14	A	West Virginia		0	2	33	H	Kentucky		7	4	71	A	San Diego St.		5	1	145	H	New Mexico St.		7	0
						33	H	Kentucky		10	7	71	A	San Diego St.		12	9	145	N	New Mexico St.		10	5
						33	H	Kentucky		19	4	72	A	Duke		6	13	169	A	New Mexico		15	6
						34	A	Texas		3	4	80	A	Kansas St.		4	3	169	A	New Mexico		9	12
						34	A	Texas		3	0	80	A	Kansas St.		11	4	232	H	Stetson		5	7
						34	A	Texas		3	4	80	A	Kansas St.		4	5	232	H	Stetson		5	4
						38	N	Nebraska		1	2	90	H	Wichita St.		12	2						
												90	H	Wichita St.		15	10						
												90	H	Wichita St.		15	4						
LAST 10 GAMES						LAST 10 GAMES						LAST 10 GAMES						LAST 10 GAMES					
80	A	Kansas St.		4	3	14	A	West Virginia		0	2	145	N	New Mexico St.		10	5	108	H	Kansas		9	13
80	A	Kansas St.		11	4	72	A	Duke		6	13	108	H	Kansas		19	4	108	H	Kansas		5	4
14	A	West Virginia		3	0																		
14	A	West Virginia		3	4																		

Non-Div. I Games:

Texas Tech



Average RPI Win: 107		WON-LOST	WINNING	LAST 10	STRENGTH OF		OPP. STRENGTH	TEAM	ADJ	CONF.	ADJ CONF.
Average RPI Loss: 37		RECORD	PCT. RANK	GAMES	SCHEDULE		OF SCHEDULE	RPI	RPI	RPI	RPI
DIV. I ONLY		24-13-0	.64865	49	3-7-0		12	12	17	.59868	17
DIV. I NON-CONF.		16-5-0	.7619	26	0-3-0		145	64	46	.56473	46
TOTALS		RPI 1-25	RPI 26-50		W-L RECORDS		RPI 51-100		RPI 101-150		RPI 150+
24-13-0		6-8-0	2-2-0		OVERALL		4-2-0		4-0-0		8-1-0
16-5-0		4-3-0	0-0-0		HOME		2-1-0		3-0-0		7-1-0
8-7-0		2-5-0	2-1-0		AWAY		2-1-0		1-0-0		1-0-0
0-1-0		0-0-0	0-1-0		NEUTRAL		0-0-0		0-0-0		0-0-0
16-5-0		0-2-0	0-0-0		NON-CONFERENCE		4-2-0		4-0-0		8-1-0
12-3-0		0-1-0	0-0-0		HOME		2-1-0		3-0-0		7-1-0
4-2-0		0-1-0	0-0-		AWAY		2-1-0		1-0-0		1-0-0
0-0-0		0-0-0	0-0-0		NEUTRAL		0-0-0		0-0-0		0-0-0
8-8-0		6-6-0	2-2-0		CONFERENCE		0-0-0		0-0-0		0-0-0
4-2-0		4-2-0	0-0-0		HOME		0-0-0		0-0-0		0-0-0
4-5-0		2-4-0	2-1-0		AWAY		0-0-0		0-0-0		0-0-0
0-1-0		0-0-0	0-1-0		NEUTRAL		0-0-0		0-0-0		0-0-0
RPI S	Opponent	Score	RPI S	Opponent	Score	RPI S	Opponent	Score	RPI S	Opponent	Score
7 H	Arkansas	6 3	44 N	Alabama	3 6	69 H	Ga. Southern	11 2	103 A	South Alabama	6 2
7 H	Arkansas	0 8	48 A	South Carolina	0 4	69 H	Ga. Southern	5 7	124 H	Cincinnati	5 0
7 H	Arkansas	6 9	48 A	South Carolina	7 5	69 H	Ga. Southern	4 3	124 H	Cincinnati	9 5
8 H	Tennessee	2 0	48 A	South Carolina	4 2	70 A	UCF	4 1	124 H	Cincinnati	5 0
8 H	Tennessee	5 2				70 A	UCF	1 6	151 H	UTSA	5 0
8 H	Tennessee	5 3				70 A	UCF	13 9	151 H	UTSA	6 0
9 A	Georgia Tech	6 11							151 H	UTSA	8 3
9 H	Georgia Tech	3 9							152 A	UAB	13 5
10 A	Mississippi St.	2 15							172 H	Jacksonville St.	6 11
10 A	Mississippi St.	6 5							226 H	UT Martin	15 9
10 A	Mississippi St.	15 20							226 H	UT Martin	2 0
13 A	Texas A&M	0 4							298 H	Alabama A&M	10 1
13 A	Texas A&M	7 0							298 H	Alabama A&M	10 2
13 A	Texas A&M	1 4									
LAST 10 GAMES											
7 H	Arkansas	6 9	13 A	Texas A&M	0 4						
7 H	Arkansas	6 3	172 H	Jacksonville St.	6 11						
9 A	Georgia Tech	6 11	7 H	Arkansas	0 8						
13 A	Texas A&M	1 4	9 H	Georgia Tech	3 9						
13 A	Texas A&M	7 0	48 A	South Carolina	7 5						

Non-Div. I Games:

Auburn

Average RPI Win: 133		WON-LOST	WINNING	LAST 10	STRENGTH OF		OPP. STRENGTH	TEAM	ADJ	CONF.	ADJ CONF.						
Average RPI Loss: 55		RECORD	PCT. RANK	GAMES	SCHEDULE		OF SCHEDULE	RPI	RPI	RPI	RPI						
DIV. I ONLY		26-12-0	.68421	34	8-2-0		15	95	18	.59394	18	4	4				
DIV. I NON-CONF.		16-4-0	.8	16	3-1-0		35	175	12	.60386	12	4	4				
<hr/>																	
TOTALS		RPI 1-25		RPI 26-50		W-L RECORDS		RPI 51-100		RPI 101-150		RPI 150+					
26-12-0		4-8-0		0-0-0		OVERALL		7-2-0		4-0-0		11-2-0					
16-7-0		2-4-0		0-0-0		HOME		3-2-0		2-0-0		9-1-0					
10-5-0		2-4-0		0-0-0		AWAY		4-0-0		2-0-0		2-1-0					
0-0-0		0-0-0		0-0-0		NEUTRAL		0-0-0		0-0-0		0-0-0					
16-4-0		1-2-0		0-0-0		NON-CONFERENCE		2-1-0		4-0-0		9-1-0					
12-2-0		0-0-0		0-0-0		HOME		1-1-0		2-0-0		9-1-0					
4-2-0		1-2-0		0-0-		AWAY		1-0-0		2-0-0		0-0-0					
0-0-0		0-0-0		0-0-0		NEUTRAL		0-0-0		0-0-0		0-0-0					
10-8-0		3-6-0		0-0-0		CONFERENCE		5-1-0		0-0-0		2-1-0					
4-5-0		2-4-0		0-0-0		HOME		2-1-0		0-0-0		0-0-0					
6-3-0		1-2-0		0-0-0		AWAY		3-0-0		0-0-0		2-1-0					
0-0-0		0-0-0		0-0-0		NEUTRAL		0-0-0		0-0-0		0-0-0					
RPI	S	Opponent		Score		RPI	S	Opponent		Score		RPI	S	Opponent		Score	
9	H	Georgia Tech		9 6								136	A	FGCU		10 1	
9	H	Georgia Tech		6 5								136	H	FGCU		13 4	
9	H	Georgia Tech		4 5								136	H	FGCU		13 9	
20	A	North Carolina		3 9								146	A	FIU		10 8	
20	A	North Carolina		5 8								162	H	Columbia		2 4	
20	A	North Carolina		6 4								166	H	Appalachian St.		6 1	
22	H	NC State		4 6								168	H	Rutgers		9 3	
22	H	NC State		6 7								168	H	Rutgers		19 3	
22	H	NC State		3 6								168	H	Rutgers		7 1	
25	A	Florida		1 4								219	H	UMBC		20 1	
25	A	Florida		5 2								219	H	UMBC		3 2	
25	A	Florida		3 9								219	H	UMBC		8 2	
												220	A	Pittsburgh		13 10	
												220	A	Pittsburgh		10 11	
												220	A	Pittsburgh		5 3	
												273	H	Jackson St.		8 1	
												273	H	Jackson St.		4 3	
<hr/>																	
LAST 10 GAMES																	
						96	A	Virginia		2 1		136	H	FGCU		13 9	
						96	A	Virginia		9 6		62	H	Florida St.		5 6	
						136	H	FGCU		13 4		62	H	Florida St.		4 0	
						96	A	Virginia		3 1		62	H	Florida St.		11 0	
						136	A	FGCU		10 1		55	H	Fla. Atlantic		4 6	

Non-Div. I Games:

Miami (FL)

Average RPI Win:	105	WON-LOST	WINNING	LAST 10	STRENGTH OF	OPP. STRENGTH	TEAM	ADJ	CONF.	ADJ CONF.					
Average RPI Loss:	84	RECORD	PCT. RANK	GAMES	SCHEDULE	OF SCHEDULE	RPI	RPI	RPI	RPI					
DIV. I ONLY		19-8-0	.7037	27	8-2-0	76	60	19	.59277	19	16	16			
DIV. I NON-CONF.		17-7-0	.70833	44	6-1-0	79	9	16	.59641	16	16	16			
<hr/>															
TOTALS	RPI 1-25	RPI 26-50		W-L RECORDS		RPI 51-100		RPI 101-150		RPI 150+					
19-8-0	0-0-0	5-3-0		OVERALL		6-4-0		4-0-0		4-1-0					
5-2-0	0-0-0	3-1-0		HOME		2-1-0		0-0-0		0-0-0					
13-5-0	0-0-0	2-2-0		AWAY		3-2-0		4-0-0		4-1-0					
1-1-0	0-0-0	0-0-0		NEUTRAL		1-1-0		0-0-0		0-0-0					
<hr/>															
17-7-0	0-0-0	5-3-0		NON-CONFERENCE		6-4-0		4-0-0		2-0-0					
5-2-0	0-0-0	3-1-0		HOME		2-1-0		0-0-0		0-0-0					
11-4-0	0-0-0	2-0-		AWAY		3-2-0		4-0-0		2-0-0					
1-1-0	0-0-0	0-0-0		NEUTRAL		1-1-0		0-0-0		0-0-0					
<hr/>															
2-1-0	0-0-0	0-0-0		CONFERENCE		0-0-0		0-0-0		2-1-0					
0-0-0	0-0-0	0-0-0		HOME		0-0-0		0-0-0		0-0-0					
2-1-0	0-0-0	0-0-0		AWAY		0-0-0		0-0-0		2-1-0					
0-0-0	0-0-0	0-0-0		NEUTRAL		0-0-0		0-0-0		0-0-0					
<hr/>															
RPI	S	Opponent	Score	RPI	S	Opponent	Score	RPI	S	Opponent	Score				
				38	A	Nebraska	10 2	51	N	Texas St.	6 5	110	A	Little Rock	10 8
				38	H	Nebraska	3 6	51	N	Texas St.	9 12	110	A	Little Rock	13 8
				40	A	Evansville	10 4	77	A	Maryland	3 2	110	A	Little Rock	12 10
				40	A	Evansville	1 7	77	A	Maryland	8 6	125	A	McNeese	11 7
				40	A	Evansville	0 11	77	A	Maryland	5 3	201	A	Saint Louis	12 11
				47	H	Illinois St.	8 7	80	H	Kansas St.	4 0	201	A	Saint Louis	9 4
				47	H	Illinois St.	17 3	80	H	Kansas St.	2 9	241	A	Butler	8 7
				47	H	Illinois St.	7 3	80	H	Kansas St.	11 1	241	A	Butler	7 5
								90	A	Wichita St.	3 4	241	A	Butler	0 5
								90	A	Wichita St.	5 7				
<hr/>															
LAST 10 GAMES															
				241	A	Butler	0 5	38	A	Nebraska	10 2				
				241	A	Butler	7 5	80	H	Kansas St.	11 1				
				47	H	Illinois St.	8 7	80	H	Kansas St.	2 9				
				47	H	Illinois St.	7 3	80	H	Kansas St.	4 0				
				241	A	Butler	8 7	47	H	Illinois St.	17 3				

Non-Div. I Games:

Creighton

Average RPI Win:		124	WON-LOST RECORD		WINNING PCT. RANK		LAST 10 GAMES		STRENGTH OF SCHEDULE		OPP. STRENGTH OF SCHEDULE		TEAM RPI		ADJ RPI		CONF. RPI		ADJ CONF. RPI					
DIV. I ONLY			27-11-0		.71053		21		6-4-0		71		15		20		.58808		20		4		4	
DIV. I NON-CONF.			17-3-0		.85		9		2-1-0		172		92		35		.57602		35		4		4	
TOTALS		RPI 1-25		RPI 26-50				W-L RECORDS				RPI 51-100				RPI 101-150				RPI 150+				
27-11-0		3-6-0		2-2-0				OVERALL				8-2-0				5-1-0				9-0-0				
21-2-0		2-1-0		0-0-0				HOME				8-1-0				3-0-0				8-0-0				
6-8-0		1-5-0		2-1-0				AWAY				0-1-0				2-1-0				1-0-0				
0-1-0		0-0-0		0-1-0				NEUTRAL				0-0-0				0-0-0				0-0-0				
17-3-0		0-0-0		0-1-0				NON-CONFERENCE				5-2-0				3-0-0				9-0-0				
16-1-0		0-0-0		0-0-0				HOME				5-1-0				3-0-0				8-0-0				
1-1-0		0-0-0		0-0-				AWAY				0-1-0				0-0-0				1-0-0				
0-1-0		0-0-0		0-1-0				NEUTRAL				0-0-0				0-0-0				0-0-0				
10-8-0		3-6-0		2-1-0				CONFERENCE				3-0-0				2-1-0				0-0-0				
5-1-0		2-1-0		0-0-0				HOME				3-0-0				0-0-0				0-0-0				
5-7-0		1-5-0		2-1-0				AWAY				0-0-0				2-1-0				0-0-0				
0-0-0		0-0-0		0-0-0				NEUTRAL				0-0-0				0-0-0				0-0-0				
RPI	S	Opponent		Score		RPI	S	Opponent		Score		RPI	S	Opponent		Score		RPI	S	Opponent		Score		
9	A	Georgia Tech		11	4	45	A	Virginia Tech		1	4	59	H	Campbell		4	2	121	A	Notre Dame		10	1	
9	A	Georgia Tech		5	10	45	A	Virginia Tech		7	5	63	H	VCU		8	11	121	A	Notre Dame		3	4	
9	A	Georgia Tech		10	11	45	A	Virginia Tech		5	2	68	A	Liberty		0	2	121	A	Notre Dame		13	6	
18	H	Miami (FL)		8	5	48	N	South Carolina		2	5	72	H	Duke		1	0	134	H	South Fla.		2	1	
18	H	Miami (FL)		9	3							72	H	Duke		8	7	134	H	South Fla.		3	2	
18	H	Miami (FL)		4	6							72	H	Duke		16	6	134	H	South Fla.		5	3	
24	A	Clemson		3	17							76	H	Xavier		8	3	153	H	Gardner-Webb		18	8	
24	A	Clemson		2	3							76	H	Xavier		12	3	179	H	Davidson		12	4	
24	A	Clemson		4	5							76	H	Xavier		14	3	196	A	UNCW		11	4	
												95	H	UNC Greensboro		17	4	196	H	UNCW		4	3	
																		204	H	N.C. A&T		2	1	
																		254	H	UMass Lowell		14	2	
																		254	H	UMass Lowell		5	0	
																		254	H	UMass Lowell		14	7	
																		269	H	Charleston So.		7	6	
LAST 10 GAMES																								
121 A Notre Dame						3 4						48 N South Carolina						2 5						
121 A Notre Dame						13 6						121 A Notre Dame						10 1						
24 A Clemson						3 17						95 H UNC Greensboro						17 4						
24 A Clemson						2 3						9 A Georgia Tech						5 10						
254 H UMass Lowell						14 7						9 A Georgia Tech						10 11						

**Non-Div. I Games:**

North Carolina



Average RPI Win:	142	WON-LOST RECORD	WINNING PCT. RANK	LAST 10 GAMES	STRENGTH OF SCHEDULE	OPP. STRENGTH OF SCHEDULE	TEAM RPI	ADJ RPI	CONF. RPI	ADJ CONF. RPI					
DIV. I ONLY		30-8-0	.78947	7	4-6-0	98	54	22	.58657	22	4	4			
DIV. I NON-CONF.		18-2-0	.9	3	1-2-0	213	114	25	.58238	25	4	4			
<hr/>															
TOTALS	RPI 1-25	RPI 26-50		W-L RECORDS		RPI 51-100		RPI 101-150		RPI 150+					
30-8-0	3-3-0	1-2-0		OVERALL		10-3-0		3-0-0		13-0-0					
16-6-0	0-3-0	0-1-0		HOME		7-2-0		1-0-0		8-0-0					
11-1-0	3-0-0	1-0-0		AWAY		3-1-0		1-0-0		3-0-0					
3-1-0	0-0-0	0-1-0		NEUTRAL		0-0-0		1-0-0		2-0-0					
18-2-0	0-0-0	1-2-0		NON-CONFERENCE		4-0-0		3-0-0		10-0-0					
9-1-0	0-0-0	0-1-0		HOME		3-0-0		1-0-0		5-0-0					
6-0-0	0-0-0	1-0-		AWAY		1-0-0		1-0-0		3-0-0					
3-1-0	0-0-0	0-1-0		NEUTRAL		0-0-0		1-0-0		2-0-0					
12-6-0	3-3-0	0-0-0		CONFERENCE		6-3-0		0-0-0		3-0-0					
7-5-0	0-3-0	0-0-0		HOME		4-2-0		0-0-0		3-0-0					
5-1-0	3-0-0	0-0-0		AWAY		2-1-0		0-0-0		0-0-0					
0-0-0	0-0-0	0-0-0		NEUTRAL		0-0-0		0-0-0		0-0-0					
RPI	S	Opponent	Score	RPI	S	Opponent	Score	RPI	S	Opponent	Score				
4	H	Louisville	10 14	39	A	Coastal Caro.	7 6	59	A	Campbell	10 1	107	A	Elon	5 0
4	H	Louisville	3 6	39	H	Coastal Caro.	6 7	62	H	Florida St.	5 7	107	H	Elon	21 2
4	H	Louisville	2 14	48	N	South Carolina	8 10	62	H	Florida St.	9 8	143	N	Kent St.	3 2
18	A	Miami (FL)	7 6					62	H	Florida St.	16 0	187	N	Michigan St.	5 0
18	A	Miami (FL)	6 3					66	A	Boston College	16 4	196	A	UNCW	14 7
18	A	Miami (FL)	6 4					66	A	Boston College	6 5	198	A	Charlotte	6 5
								66	A	Boston College	1 3	204	N	N.C. A&T	12 3
								73	H	Minnesota	3 2	220	H	Pittsburgh	4 3
								73	H	Minnesota	8 4	220	H	Pittsburgh	6 5
								73	H	Minnesota	5 4	220	H	Pittsburgh	21 3
								96	H	Virginia	8 7	244	A	N.C. Central	11 10
								96	H	Virginia	3 4	263	H	Towson	11 1
								96	H	Virginia	3 0	270	H	George Mason	18 3
												284	H	Bucknell	12 8
												284	H	Bucknell	8 2
												284	H	Bucknell	14 2
<hr/>															
				LAST 10 GAMES											
4	H	Louisville	2 14	4	H	Louisville	3 6								
4	H	Louisville	10 14	39	H	Coastal Caro.	6 7								
73	H	Minnesota	8 4	66	A	Boston College	1 3								
73	H	Minnesota	3 2	66	A	Boston College	16 4								
196	A	UNCW	14 7	66	A	Boston College	6 5								

Non-Div. I Games:

NC State

Average RPI Win: 110		WON-LOST RECORD	WINNING PCT. RANK	LAST 10 GAMES	STRENGTH OF SCHEDULE	OPP. STRENGTH OF SCHEDULE	TEAM RPI	ADJ RPI	CONF. RPI	ADJ CONF. RPI							
Average RPI Loss: 64																	
DIV. I ONLY		26-12-1	.67949 36	8-2-0	50	20	23	.58632 23	1	1							
DIV. I NON-CONF.		19-5-0	.79167 19	4-0-0	168	97	36	.57596 36	1	1							
<hr/>																	
TOTALS		RPI 1-25		RPI 26-50		W-L RECORDS		RPI 51-100		RPI 101-150	RPI 150+						
26-12-1		3-5-1		4-2-0		OVERALL		8-2-0		3-1-0		8-2-0					
16-3-0		2-1-0		4-2-0		HOME		6-0-0		0-0-0		4-0-0					
8-6-1		1-4-1		0-0-0		AWAY		2-2-0		1-0-0		4-0-0					
2-3-0		0-0-0		0-0-0		NEUTRAL		0-0-0		2-1-0		0-2-0					
19-5-0		0-0-0		0-0-0		NON-CONFERENCE		8-2-0		3-1-0		8-2-0					
10-0-0		0-0-0		0-0-0		HOME		6-0-0		0-0-0		4-0-0					
7-2-0		0-0-0		0-0-		AWAY		2-2-0		1-0-0		4-0-0					
2-3-0		0-0-0		0-0-0		NEUTRAL		0-0-0		2-1-0		0-2-0					
7-7-1		3-5-1		4-2-0		CONFERENCE		0-0-0		0-0-0		0-0-0					
6-3-0		2-1-0		4-2-0		HOME		0-0-0		0-0-0		0-0-0					
1-4-1		1-4-1		0-0-0		AWAY		0-0-0		0-0-0		0-0-0					
0-0-0		0-0-0		0-0-0		NEUTRAL		0-0-0		0-0-0		0-0-0					
RPI	S	Opponent		Score		RPI	S	Opponent		Score		RPI	S	Opponent		Score	
7	A	Arkansas		0 2		26	H	Ole Miss		2 1		80	H	Kansas St.		17 2	
7	A	Arkansas		3 4		26	H	Ole Miss		0 3		81	A	Incarnate Word		11 7	
7	A	Arkansas		2 3		26	H	Ole Miss		8 5		92	H	Arkansas St.		14 4	
13	A	Texas A&M		3 7		33	H	Kentucky		2 4		92	H	Arkansas St.		16 1	
13	A	Texas A&M		3 2		33	H	Kentucky		5 4		93	H	Northwestern		3 2	
13	A	Texas A&M		2 2		33	H	Kentucky		9 2		93	H	Northwestern		9 4	
15	H	LSU		11 12								93	H	Northwestern		16 11	
15	H	LSU		4 1								94	A	North Florida		4 5	
15	H	LSU		11 5								94	A	North Florida		5 4	
												94	A	North Florida		2 4	
														102 N Rhode Island		6 8	
														102 N Rhode Island		12 4	
														102 N Rhode Island		7 0	
														114 A Missouri St.		14 6	
														151 A UTSA		12 11	
														164 H Murray St.		13 1	
														164 H Murray St.		2 1	
														174 A Central Ark.		4 0	
														177 N Northeastern		3 4	
														188 N South Dakota St.		3 6	
														201 H Saint Louis		4 3	
														224 A SIUE		10 3	
														277 A Florida A&M		5 3	
														298 H Alabama A&M		13 5	
<hr/>																	
LAST 10 GAMES																	
						114	A	Missouri St.		14 6		33	H	Kentucky		9 2	
						15	H	LSU		11 5		33	H	Kentucky		5 4	
						15	H	LSU		4 1		33	H	Kentucky		2 4	
						15	H	LSU		11 12		201	H	Saint Louis		4 3	
						224	A	SIUE		10 3		13	A	Texas A&M		2 2	

Non-Div. I Games:

Missouri

Average RPI Win:	101	WON-LOST RECORD	WINNING PCT. RANK	LAST 10 GAMES	STRENGTH OF SCHEDULE	OPP. STRENGTH OF SCHEDULE	TEAM RPI	ADJ RPI	CONF. RPI	ADJ CONF. RPI	
DIV. I ONLY		25-12-0	.67568 37	4-6-0	37	6	24	.58568 24	4	4	
DIV. I NON-CONF.		14-5-0	.73684 35	1-2-0	118	17	43	.56893 43	4	4	
<hr/>											
TOTALS	RPI 1-25	RPI 26-50		W-L RECORDS	RPI 51-100		RPI 101-150		RPI 150+		
25-12-0	5-3-0	5-2-0		OVERALL	4-4-0		4-3-0		7-0-0		
16-6-0	5-2-0	1-1-0		HOME	1-0-0		4-3-0		5-0-0		
7-6-0	0-1-0	3-1-0		AWAY	2-4-0		0-0-0		2-0-0		
2-0-0	0-0-0	1-0-0		NEUTRAL	1-0-0		0-0-0		0-0-0		
<hr/>											
14-5-0	0-2-0	2-2-0		NON-CONFERENCE	2-0-0		3-1-0		7-0-0		
10-3-0	0-1-0	1-1-0		HOME	1-0-0		3-1-0		5-0-0		
2-2-0	0-1-0	0-0-		AWAY	0-0-0		0-0-0		2-0-0		
2-0-0	0-0-0	1-0-0		NEUTRAL	1-0-0		0-0-0		0-0-0		
<hr/>											
11-7-0	5-1-0	3-0-0		CONFERENCE	2-4-0		1-2-0		0-0-0		
6-3-0	5-1-0	0-0-0		HOME	0-0-0		1-2-0		0-0-0		
5-4-0	0-0-0	3-0-0		AWAY	2-4-0		0-0-0		0-0-0		
0-0-0	0-0-0	0-0-0		NEUTRAL	0-0-0		0-0-0		0-0-0		
<hr/>											
RPI S	Opponent	Score	RPI S	Opponent	Score	RPI S	Opponent	Score	RPI S	Opponent	Score
4 H	Louisville	6 3	39 H	Coastal Caro.	8 5	62 A	Florida St.	2 6	103 H	South Alabama	6 2
4 H	Louisville	4 7	45 A	Virginia Tech	12 9	62 A	Florida St.	4 6	103 H	South Alabama	3 4
4 H	Louisville	5 1	45 A	Virginia Tech	6 4	62 A	Florida St.	2 16	103 H	South Alabama	7 2
6 A	Georgia	2 3	45 A	Virginia Tech	14 1	66 A	Boston College	2 3	117 H	ETSU	14 3
6 H	Georgia	3 5	48 A	South Carolina	3 14	66 A	Boston College	8 1	121 H	Notre Dame	2 9
20 H	North Carolina	17 3	48 H	South Carolina	4 5	66 A	Boston College	9 5	121 H	Notre Dame	2 4
20 H	North Carolina	3 2	48 N	South Carolina	11 5	82 H	Col. of Charleston	13 1	121 H	Notre Dame	5 1
20 H	North Carolina	5 4				82 N	Col. of Charleston	4 1	180 A	Furman	3 1
									180 H	Furman	2 0
									198 A	Charlotte	8 5
									198 H	Charlotte	7 6
									249 H	VMI	8 2
									249 H	VMI	8 6
									249 H	VMI	11 6
<hr/>											
LAST 10 GAMES											
20 H	North Carolina	17 3	6 A	Georgia	2 3						
20 H	North Carolina	3 2	62 A	Florida St.	4 6						
198 H	Charlotte	7 6	62 A	Florida St.	2 16						
103 H	South Alabama	3 4	62 A	Florida St.	2 6						
103 H	South Alabama	7 2	180 H	Furman	2 0						

Non-Div. I Games:

Clemson



Average RPI Win: 116		WON-LOST	WINNING	LAST 10	STRENGTH OF		OPP. STRENGTH	TEAM	ADJ	CONF.	ADJ CONF.
Average RPI Loss: 43		RECORD	PCT. RANK	GAMES	SCHEDULE		OF SCHEDULE	RPI	RPI	RPI	RPI
DIV. I ONLY		25-14-0	.64103	58	6-4-0		9	27	25	.58367	25
DIV. I NON-CONF.		19-5-0	.79167	19	3-0-0		81	77	27	.58137	27
TOTALS		RPI 1-25	RPI 26-50		W-L RECORDS		RPI 51-100		RPI 101-150		RPI 150+
25-14-0		3-6-0	5-4-0		OVERALL		6-2-0		1-2-0		10-0-0
22-7-0		3-3-0	5-1-0		HOME		3-2-0		1-1-0		10-0-0
2-7-0		0-3-0	0-3-0		AWAY		2-0-0		0-1-0		0-0-0
1-0-0		0-0-0	0-0-0		NEUTRAL		1-0-0		0-0-0		0-0-0
19-5-0		2-1-0	0-0-0		NON-CONFERENCE		6-2-0		1-2-0		10-0-0
16-4-0		2-1-0	0-0-0		HOME		3-2-0		1-1-0		10-0-0
2-1-0		0-0-0	0-0-		AWAY		2-0-0		0-1-0		0-0-0
1-0-0		0-0-0	0-0-0		NEUTRAL		1-0-0		0-0-0		0-0-0
6-9-0		1-5-0	5-4-0		CONFERENCE		0-0-0		0-0-0		0-0-0
6-3-0		1-2-0	5-1-0		HOME		0-0-0		0-0-0		0-0-0
0-6-0		0-3-0	0-3-0		AWAY		0-0-0		0-0-0		0-0-0
0-0-0		0-0-0	0-0-0		NEUTRAL		0-0-0		0-0-0		0-0-0
RPI S	Opponent	Score	RPI S	Opponent	Score	RPI S	Opponent	Score	RPI S	Opponent	Score
3 A	Vanderbilt	2 15	26 A	Ole Miss	10 12	62 A	Florida St.	3 1	134 A	South Fla.	1 6
3 A	Vanderbilt	0 5	26 A	Ole Miss	4 16	62 H	Florida St.	20 7	136 H	FGCU	2 7
3 A	Vanderbilt	4 14	26 A	Ole Miss	4 12	62 N	Florida St.	4 2	136 H	FGCU	15 0
10 H	Mississippi St.	5 6	44 H	Alabama	6 3	70 H	UCF	9 12	165 H	Winthrop	28 5
10 H	Mississippi St.	5 10	44 H	Alabama	12 3	94 H	North Florida	1 7	165 H	Winthrop	5 3
10 H	Mississippi St.	4 2	44 H	Alabama	3 1	100 A	Jacksonville	5 4	165 H	Winthrop	16 4
18 H	Miami (FL)	9 3	48 H	South Carolina	3 6	100 H	Jacksonville	8 4	193 H	Yale	6 5
18 H	Miami (FL)	2 5	48 H	South Carolina	6 4	100 H	Jacksonville	13 8	193 H	Yale	4 3
18 H	Miami (FL)	4 1	48 H	South Carolina	9 5				193 H	Yale	15 1
									216 H	Long Beach St.	5 2
									216 H	Long Beach St.	8 2
									216 H	Long Beach St.	3 1
									277 H	Florida A&M	12 1
LAST 10 GAMES											
26 A	Ole Miss	4 16	62 A	Florida St.	3 1						
100 H	Jacksonville	8 4	26 A	Ole Miss	10 12						
48 H	South Carolina	6 4	26 A	Ole Miss	4 12						
48 H	South Carolina	3 6	277 H	Florida A&M	12 1						
48 H	South Carolina	9 5	44 H	Alabama	6 3						

Non-Div. I Games:

Florida

Average RPI Win:	109	WON-LOST	WINNING	LAST 10	STRENGTH OF	OPP. STRENGTH	TEAM	ADJ	CONF.	ADJ CONF.		
Average RPI Loss:	49	RECORD	PCT. RANK	GAMES	SCHEDULE	OF SCHEDULE	RPI	RPI	RPI	RPI		
DIV. I ONLY		26-12-0	.68421	34	7-3-0	39	16	26	.58296	26	1	1
DIV. I NON-CONF.		17-6-0	.73913	32	2-1-0	151	61	54	.55807	54	1	1
<hr/>												
TOTALS	RPI 1-25	RPI 26-50		W-L RECORDS		RPI 51-100		RPI 101-150		RPI 150+		
26-12-0	6-6-0	3-3-0		OVERALL		5-2-0		3-0-0		9-1-0		
19-6-0	3-1-0	3-3-0		HOME		2-1-0		2-0-0		9-1-0		
6-6-0	3-5-0	0-0-0		AWAY		2-1-0		1-0-0		0-0-0		
1-0-0	0-0-0	0-0-0		NEUTRAL		1-0-0		0-0-0		0-0-0		
<hr/>												
17-6-0	0-3-0	0-0-0		NON-CONFERENCE		5-2-0		3-0-0		9-1-0		
13-3-0	0-1-0	0-0-0		HOME		2-1-0		2-0-0		9-1-0		
3-3-0	0-2-0	0-0-		AWAY		2-1-0		1-0-0		0-0-0		
1-0-0	0-0-0	0-0-0		NEUTRAL		1-0-0		0-0-0		0-0-0		
<hr/>												
9-6-0	6-3-0	3-3-0		CONFERENCE		0-0-0		0-0-0		0-0-0		
6-3-0	3-0-0	3-3-0		HOME		0-0-0		0-0-0		0-0-0		
3-3-0	3-3-0	0-0-0		AWAY		0-0-0		0-0-0		0-0-0		
0-0-0	0-0-0	0-0-0		NEUTRAL		0-0-0		0-0-0		0-0-0		
<hr/>												
RPI S	Opponent	Score		RPI S	Opponent	Score		RPI S	Opponent	Score		
4 A	Louisville	8	10	33 H	Kentucky	1	4	54 N	Southern Miss.	11	2	
4 A	Louisville	3	4	33 H	Kentucky	8	2	79 A	Tulane	6	4	
7 A	Arkansas	4	3	33 H	Kentucky	2	4	79 A	Tulane	6	3	
7 A	Arkansas	3	5	44 H	Alabama	6	8	79 A	Tulane	12	13	
7 A	Arkansas	10	5	44 H	Alabama	1	0	87 H	Wright St.	10	1	
11 H	East Carolina	2	3	44 H	Alabama	12	2	87 H	Wright St.	5	9	
23 A	Missouri	3	0					92 H	Arkansas St.	15	3	
23 A	Missouri	1	2									
23 A	Missouri	5	8									
25 H	Florida	12	4									
25 H	Florida	12	10									
25 H	Florida	16	4									
<hr/>												
LAST 10 GAMES												
25 H	Florida	16	4	33 H	Kentucky	1	4					
101 A	Memphis	9	6	33 H	Kentucky	8	2					
289 H	Ark.-Pine Bluff	25	0	54 N	Southern Miss.	11	2					
101 H	Memphis	5	2	25 H	Florida	12	10					
33 H	Kentucky	2	4	25 H	Florida	12	4					

Non-Div. I Games:

Ole Miss

Average RPI Win:		108	WON-LOST		WINNING		LAST 10		STRENGTH OF		OPP. STRENGTH		TEAM		ADJ		CONF.		ADJ CONF.	
Average RPI Loss:		78	RECORD		PCT. RANK		GAMES		SCHEDULE		OF SCHEDULE		RPI		RPI		RPI		RPI	
DIV. I ONLY			24-13-0		.64865		49		7-3-0		59		23		27		.58119		27	
DIV. I NON-CONF.			17-8-0		.68		57		4-0-0		60		35		18		.59178		18	
TOTALS		RPI 1-25		RPI 26-50		W-L RECORDS		RPI 51-100		RPI 101-150		RPI 150+								
24-13-0		2-2-0		3-2-0		OVERALL		7-5-0		4-3-0		8-1-0								
7-4-0		0-0-0		0-0-0		HOME		1-0-0		3-3-0		3-1-0								
9-7-0		0-0-0		2-2-0		AWAY		6-5-0		1-0-0		0-0-0								
8-2-0		2-2-0		1-0-0		NEUTRAL		0-0-0		0-0-0		5-0-0								
17-8-0		2-2-0		1-1-0		NON-CONFERENCE		5-4-0		1-0-0		8-1-0								
4-1-0		0-0-0		0-0-0		HOME		1-0-0		0-0-0		3-1-0								
5-5-0		0-0-0		0-0-		AWAY		4-4-0		1-0-0		0-0-0								
8-2-0		2-2-0		1-0-0		NEUTRAL		0-0-0		0-0-0		5-0-0								
7-5-0		0-0-0		2-1-0		CONFERENCE		2-1-0		3-3-0		0-0-0								
3-3-0		0-0-0		0-0-0		HOME		0-0-0		3-3-0		0-0-0								
4-2-0		0-0-0		2-1-0		AWAY		2-1-0		0-0-0		0-0-0								
0-0-0		0-0-0		0-0-0		NEUTRAL		0-0-0		0-0-0		0-0-0								
RPI	S	Opponent		Score		RPI	S	Opponent		Score		RPI	S	Opponent		Score				
4	N	Louisville		3	2	32	N	Illinois		7	4	51	A	Texas St.		3	5			
4	N	Louisville		2	12	36	A	Houston		2	1	51	A	Texas St.		4	1			
4	N	Louisville		8	3	36	A	Houston		9	3	51	A	Texas St.		8	4			
21	N	Indiana		6	9	36	A	Houston		4	5	65	A	Bryant		11	6			
						39	A	Coastal Caro.		7	10	66	H	Boston College		3	1			
												70	A	UCF		3	1			
												70	A	UCF		1	2			
												70	A	UCF		10	0			
												82	A	Col. of Charleston		7	4			
												82	A	Col. of Charleston		6	7			
												82	A	Col. of Charleston		2	7			
												96	A	Virginia		3	6			

Non-Div. I Games:

UConn

Average RPI Win: 80		WON-LOST RECORD		WINNING PCT. RANK		LAST 10 GAMES		STRENGTH OF SCHEDULE		OPP. STRENGTH OF SCHEDULE		TEAM RPI		ADJ RPI		CONF. RPI		ADJ CONF. RPI					
DIV. I ONLY		22-13-0		.62857 69		5-5-0		18		50		28		.58012 28		2		2					
DIV. I NON-CONF.		14-8-0		.63636 82		2-1-0		11		62		31		.57944 31		3		3					
TOTALS		RPI 1-25		RPI 26-50		W-L RECORDS		RPI 51-100		RPI 101-150		RPI 150+											
22-13-0		1-3-0		2-1-0		OVERALL		14-5-0		5-3-0		0-1-0											
14-7-0		1-2-0		2-0-0		HOME		9-4-0		2-0-0		0-1-0											
7-6-0		0-1-0		0-1-0		AWAY		4-1-0		3-3-0		0-0-0											
1-0-0		0-0-0		0-0-0		NEUTRAL		1-0-0		0-0-0		0-0-0											
14-8-0		0-1-0		1-1-0		NON-CONFERENCE		9-4-0		4-1-0		0-1-0											
9-5-0		0-0-0		1-0-0		HOME		6-4-0		2-0-0		0-1-0											
4-3-0		0-1-0		0-0-		AWAY		2-0-0		2-1-0		0-0-0											
1-0-0		0-0-0		0-0-0		NEUTRAL		1-0-0		0-0-0		0-0-0											
8-5-0		1-2-0		1-0-0		CONFERENCE		5-1-0		1-2-0		0-0-0											
5-2-0		1-2-0		1-0-0		HOME		3-0-0		0-0-0		0-0-0											
3-3-0		0-0-0		0-0-0		AWAY		2-1-0		1-2-0		0-0-0											
0-0-0		0-0-0		0-0-0		NEUTRAL		0-0-0		0-0-0		0-0-0											
RPI	S	Opponent		Score		RPI	S	Opponent		Score		RPI	S	Opponent		Score		RPI	S	Opponent		Score	
1	A	UCLA		3	6	30	A	DBU		5	7	64	N	Michigan		3	2	104	A	UTRGV		10	3
14	H	West Virginia		9	5	30	H	DBU		6	3	67	A	TCU		4	7	104	A	UTRGV		2	5
14	H	West Virginia		2	4	43	H	Oklahoma		6	5	67	A	TCU		9	8	104	A	UTRGV		3	1
14	H	West Virginia		1	11							67	A	TCU		7	6	108	A	Kansas		6	7
												78	A	Southern California		11	6	108	A	Kansas		4	5
												80	H	Kansas St.		11	4	108	A	Kansas		27	6
												80	H	Kansas St.		5	4	110	H	Little Rock		8	3
												80	H	Kansas St.		8	4	114	H	Missouri St.		13	2
												86	H	Iowa		2	3	174	H	Central Ark.		4	8
												86	H	Iowa		5	4						
												86	H	Iowa		4	5						
												87	H	Wright St.		4	5						
												87	H	Wright St.		4	0						
												87	H	Wright St.		17	5						
												90	A	Wichita St.		1	0						
												90	H	Wichita St.		10	7						
												91	H	Southeastern La.		5	1						
												91	H	Southeastern La.		9	0						
												91	H	Southeastern La.		3	5						
LAST 10 GAMES																							
						30	H	DBU		6	3	14	H	West Virginia		2	4						
						108	A	Kansas		6	7	14	H	West Virginia		9	5						
						108	A	Kansas		4	5	14	H	West Virginia		1	11						
						108	A	Kansas		27	6	174	H	Central Ark.		4	8						
						90	A	Wichita St.		1	0	67	A	TCU		9	8						

Non-Div. I Games:

Oklahoma St.

Average RPI Win: 108		WON-LOST	WINNING	LAST 10	STRENGTH OF	OPP. STRENGTH	TEAM	ADJ	CONF.	ADJ CONF.				
Average RPI Loss: 72		RECORD	PCT. RANK	GAMES	SCHEDULE	OF SCHEDULE	RPI	RPI	RPI	RPI				
DIV. I ONLY		22-13-0	.62857	69	7-3-0	44	47	29	.57665	29	3	3		
DIV. I NON-CONF.		14-7-0	.66667	61	3-2-0	18	71	14	.59799	14	2	2		
<hr/>														
TOTALS		RPI 1-25		RPI 26-50		W-L RECORDS		RPI 51-100		RPI 101-150		RPI 150+		
22-13-0		2-3-0		5-3-0		OVERALL		6-4-0		3-1-0		6-2-0		
10-6-0		0-0-0		4-2-0		HOME		6-4-0		0-0-0		0-0-0		
12-7-0		2-3-0		1-1-0		AWAY		0-0-0		3-1-0		6-2-0		
0-0-0		0-0-0		0-0-0		NEUTRAL		0-0-0		0-0-0		0-0-0		
14-7-0		1-2-0		4-1-0		NON-CONFERENCE		5-2-0		0-1-0		4-1-0		
8-2-0		0-0-0		3-0-0		HOME		5-2-0		0-0-0		0-0-0		
6-5-0		1-2-0		1-0-		AWAY		0-0-0		0-1-0		4-1-0		
0-0-0		0-0-0		0-0-0		NEUTRAL		0-0-0		0-0-0		0-0-0		
8-6-0		1-1-0		1-2-0		CONFERENCE		1-2-0		3-0-0		2-1-0		
2-4-0		0-0-0		1-2-0		HOME		1-2-0		0-0-0		0-0-0		
6-2-0		1-1-0		0-0-0		AWAY		0-0-0		3-0-0		2-1-0		
0-0-0		0-0-0		0-0-0		NEUTRAL		0-0-0		0-0-0		0-0-0		
RPI	S	Opponent		Score	RPI	S	Opponent		Score	RPI	S	Opponent		Score
2	A	Oregon St.		6 7	35	H	Arizona St.		2 12	52	H	Fresno St.		2 14
2	A	Oregon St.		12 8	35	H	Arizona St.		3 7	52	H	Fresno St.		1 5
16	A	Texas Tech		11 12	35	H	Arizona St.		5 4	52	H	Fresno St.		8 7
16	A	Texas Tech		9 4	41	A	BYU		3 7	52	H	Fresno St.		5 3
16	A	Texas Tech		4 6	42	A	Gonzaga		7 6	61	H	Washington		3 19
					46	H	Loyola Marymount		7 6	61	H	Washington		3 9
					46	H	Loyola Marymount		6 0	61	H	Washington		1 0
					46	H	Loyola Marymount		4 3	75	H	Saint Mary's (CA)		6 2
										75	H	Saint Mary's (CA)		3 2
										75	H	Saint Mary's (CA)		5 4

Non-Div. I Games:

Oregon

Average RPI Win:		132	WON-LOST RECORD		WINNING PCT. RANK		LAST 10 GAMES		STRENGTH OF SCHEDULE		OPP. STRENGTH OF SCHEDULE		TEAM RPI		ADJ RPI		CONF. RPI		ADJ CONF. RPI					
DIV. I ONLY			25-11-0		.69444		29		5-5-0		91		22		30		.57386		30		6		6	
DIV. I NON-CONF.			21-9-0		.7		48		3-3-0		51		19		20		.58664		20		6		6	
TOTALS		RPI 1-25		RPI 26-50		W-L RECORDS		RPI 51-100		RPI 101-150		RPI 150+												
25-11-0		1-0-0		4-8-0		OVERALL		5-3-0		6-0-0		9-0-0												
16-5-0		1-0-0		3-3-0		HOME		3-2-0		3-0-0		6-0-0												
9-6-0		0-0-0		1-5-0		AWAY		2-1-0		3-0-0		3-0-0												
0-0-0		0-0-0		0-0-0		NEUTRAL		0-0-0		0-0-0		0-0-0												
21-9-0		1-0-0		3-6-0		NON-CONFERENCE		5-3-0		6-0-0		6-0-0												
13-5-0		1-0-0		3-3-0		HOME		3-2-0		3-0-0		3-0-0												
8-4-0		0-0-0		0-0-		AWAY		2-1-0		3-0-0		3-0-0												
0-0-0		0-0-0		0-0-0		NEUTRAL		0-0-0		0-0-0		0-0-0												
4-2-0		0-0-0		1-2-0		CONFERENCE		0-0-0		0-0-0		3-0-0												
3-0-0		0-0-0		0-0-0		HOME		0-0-0		0-0-0		3-0-0												
1-2-0		0-0-0		1-2-0		AWAY		0-0-0		0-0-0		0-0-0												
0-0-0		0-0-0		0-0-0		NEUTRAL		0-0-0		0-0-0		0-0-0												
RPI	S	Opponent		Score		RPI	S	Opponent		Score		RPI	S	Opponent		Score								
13	H	Texas A&M		5	4	28	A	Oklahoma St.		3	6	57	H	UT Arlington		0	9	127	A	Air Force		6	5	
						28	H	Oklahoma St.		7	5	67	H	TCU		11	6	127	A	Air Force		30	7	
						36	H	Houston		8	4	73	H	Minnesota		7	9	127	A	Air Force		4	3	
						36	H	Houston		0	2	73	H	Minnesota		7	5	143	H	Kent St.		8	4	
						36	H	Houston		6	8	73	H	Minnesota		9	0	143	H	Kent St.		8	1	
						37	A	Baylor		4	10	82	A	Col. of Charleston		14	4	143	H	Kent St.		3	0	
						37	H	Baylor		1	5	82	A	Col. of Charleston		3	4	211	H	Houston Baptist		7	1	
						40	A	Evansville		4	3	82	A	Col. of Charleston		6	2	211	H	Houston Baptist		2	1	
						40	A	Evansville		3	8							211	H	Houston Baptist		12	2	
						40	A	Evansville		5	11							212	A	Oral Roberts		13	6	
						43	A	Oklahoma		2	4							212	A	Oral Roberts		13	8	
						43	H	Oklahoma		7	2							212	A	Oral Roberts		6	2	
																		229	H	Valparaiso		8	0	
																		229	H	Valparaiso		6	1	
																		229	H	Valparaiso		10	5	
						LAST 10 GAMES																		
						40	A	Evansville		4	3	82	A	Col. of Charleston		6	2							
						40	A	Evansville		5	11	82	A	Col. of Charleston		3	4							
						211	H	Houston Baptist		7	1	67	H	TCU		11	6							
						28	A	Oklahoma St.		3	6	40	A	Evansville		3	8							
						82	A	Col. of Charleston		14	4	37	H	Baylor		1	5							

Non-Div. I Games:

DBU

Average RPI Win:	118	WON-LOST RECORD	WINNING PCT. RANK	LAST 10 GAMES		STRENGTH OF SCHEDULE	OPP. STRENGTH OF SCHEDULE	TEAM RPI	ADJ RPI	CONF. RPI	ADJ CONF. RPI	
DIV. I ONLY		25-11-0	.69444	29	9-1-0	77	42	31	.57336	31	11	11
DIV. I NON-CONF.		15-6-0	.71429	42	3-0-0	69	29	22	.58396	22	11	11
<hr/>												
TOTALS	RPI 1-25		RPI 26-50		W-L RECORDS		RPI 51-100		RPI 101-150		RPI 150+	
25-11-0	1-2-0		1-0-0		OVERALL		10-4-0		4-4-0		9-1-0	
14-7-0	0-0-0		1-0-0		HOME		4-3-0		2-4-0		7-0-0	
11-4-0	1-2-0		0-0-0		AWAY		6-1-0		2-0-0		2-1-0	
0-0-0	0-0-0		0-0-0		NEUTRAL		0-0-0		0-0-0		0-0-0	
15-6-0	1-2-0		1-0-0		NON-CONFERENCE		8-0-0		4-4-0		1-0-0	
8-4-0	0-0-0		1-0-0		HOME		4-0-0		2-4-0		1-0-0	
7-2-0	1-2-0		0-0-		AWAY		4-0-0		2-0-0		0-0-0	
0-0-0	0-0-0		0-0-0		NEUTRAL		0-0-0		0-0-0		0-0-0	
10-5-0	0-0-0		0-0-0		CONFERENCE		2-4-0		0-0-0		8-1-0	
6-3-0	0-0-0		0-0-0		HOME		0-3-0		0-0-0		6-0-0	
4-2-0	0-0-0		0-0-0		AWAY		2-1-0		0-0-0		2-1-0	
0-0-0	0-0-0		0-0-0		NEUTRAL		0-0-0		0-0-0		0-0-0	
<hr/>												
RPI S	Opponent	Score	RPI S	Opponent	Score	RPI S	Opponent	Score	RPI S	Opponent	Score	
7 A	Arkansas	2 4	50 H	Sam Houston St.	7 0	54 H	Southern Miss.	9 12	106 H	Troy	11 4	
7 A	Arkansas	0 11				54 H	Southern Miss.	1 5	106 H	Troy	3 4	
7 A	Arkansas	12 7				54 H	Southern Miss.	5 10	106 H	Troy	5 7	
						55 A	Fla. Atlantic	3 11	110 A	Little Rock	5 3	
						55 A	Fla. Atlantic	5 3	115 H	Northwestern St.	4 8	
						55 A	Fla. Atlantic	2 1	125 H	McNeese	10 4	
						91 A	Southeastern La.	15 11	147 A	La.-Monroe	5 0	
						91 A	Southeastern La.	12 8	147 H	La.-Monroe	4 9	
						91 A	Southeastern La.	13 8	151 H	UTSA	8 7	
						92 H	Arkansas St.	5 4	151 H	UTSA	4 2	
						92 H	Arkansas St.	9 4	151 H	UTSA	6 3	
						92 H	Arkansas St.	8 6	152 H	UAB	7 6	
						97 A	Louisiana	11 3	152 H	UAB	5 2	
						97 H	Louisiana	3 2	152 H	UAB	3 2	
									186 A	Middle Tenn.	5 1	
									186 A	Middle Tenn.	1 4	
									186 A	Middle Tenn.	10 5	
									281 H	Mississippi Val.	21 1	
<hr/>												
LAST 10 GAMES												
151 H UTSA						55 A Fla. Atlantic						
151 H UTSA						97 A Louisiana						
147 A La.-Monroe						151 H UTSA						
55 A Fla. Atlantic						125 H McNeese						
55 A Fla. Atlantic						152 H UAB						

**Non-Div. I Games:**

Louisiana Tech

Average RPI Win:	111	WON-LOST	WINNING	LAST 10	STRENGTH OF	OPP. STRENGTH	TEAM	ADJ	CONF.	ADJ CONF.	
Average RPI Loss:	85	RECORD	PCT. RANK	GAMES	SCHEDULE	OF SCHEDULE	RPI	RPI	RPI	RPI	
DIV. I ONLY	22-13-0	.62857	69	5-5-0	56	92	32	.57335	32	8	8
DIV. I NON-CONF.	19-7-0	.73077	37	2-2-0	23	121	9	.60793	9	7	7
<hr/>											
TOTALS	RPI 1-25	RPI 26-50		W-L RECORDS		RPI 51-100		RPI 101-150		RPI 150+	
22-13-0	0-0-0	5-4-0		OVERALL		7-7-0		3-0-0		7-2-0	
9-3-0	0-0-0	5-0-0		HOME		1-3-0		0-0-0		3-0-0	
10-8-0	0-0-0	0-3-0		AWAY		6-4-0		3-0-0		1-1-0	
3-2-0	0-0-0	0-1-0		NEUTRAL		0-0-0		0-0-0		3-1-0	
19-7-0	0-0-0	5-4-0		NON-CONFERENCE		4-1-0		3-0-0		7-2-0	
8-1-0	0-0-0	5-0-0		HOME		0-1-0		0-0-0		3-0-0	
8-4-0	0-0-0	0-0-		AWAY		4-0-0		3-0-0		1-1-0	
3-2-0	0-0-0	0-1-0		NEUTRAL		0-0-0		0-0-0		3-1-0	
3-6-0	0-0-0	0-0-0		CONFERENCE		3-6-0		0-0-0		0-0-0	
1-2-0	0-0-0	0-0-0		HOME		1-2-0		0-0-0		0-0-0	
2-4-0	0-0-0	0-0-0		AWAY		2-4-0		0-0-0		0-0-0	
0-0-0	0-0-0	0-0-0		NEUTRAL		0-0-0		0-0-0		0-0-0	
RPI S	Opponent	Score	RPI S	Opponent	Score	RPI S	Opponent	Score	RPI S	Opponent	Score
			27 N	UConn	4 7	55 A	Fla. Atlantic	7 6	131 A	Grand Canyon	5 2
			39 A	Coastal Caro.	3 11	55 A	Fla. Atlantic	11 10	131 A	Grand Canyon	9 2
			39 H	Coastal Caro.	4 2	55 A	Fla. Atlantic	5 3	131 A	Grand Canyon	6 3
			39 H	Coastal Caro.	4 1	73 A	Minnesota	4 5	159 H	Southern Ill.	5 4
			47 A	Illinois St.	6 7	73 A	Minnesota	13 3	159 H	Southern Ill.	14 5
			47 H	Illinois St.	4 2	73 A	Minnesota	4 2	159 H	Southern Ill.	5 4
			47 H	Illinois St.	14 3	77 H	Maryland	4 8	177 N	Northeastern	5 4
			47 H	Illinois St.	12 1	77 H	Maryland	2 4	177 N	Northeastern	1 8
			49 A	Indiana St.	1 3	77 H	Maryland	5 1	201 A	Saint Louis	3 8
						84 A	Wake Forest	5 2	201 A	Saint Louis	4 1
						85 H	Bradley	8 12	235 N	Sacred Heart	4 0
						86 A	Iowa	1 2	275 N	Georgetown	11 3
						86 A	Iowa	4 8			
						86 A	Iowa	1 3			
<hr/>											
LAST 10 GAMES											
			77 H	Maryland	4 8	73 A	Minnesota	4 5			
			77 H	Maryland	5 1	73 A	Minnesota	4 2			
			159 H	Southern Ill.	5 4	47 A	Illinois St.	6 7			
			85 H	Bradley	8 12	77 H	Maryland	2 4			
			73 A	Minnesota	13 3	39 H	Coastal Caro.	4 1			

Non-Div. I Games:

Illinois



Average RPI Win:	135	WON-LOST RECORD	WINNING PCT. RANK	LAST 10 GAMES	STRENGTH OF SCHEDULE	OPP. STRENGTH OF SCHEDULE	TEAM RPI	ADJ RPI	CONF. RPI	ADJ CONF. RPI		
DIV. I ONLY		20-17-0	.54054	128	4-6-0	13	18	33	.57095	33	1	1
DIV. I NON-CONF.		16-6-0	.72727	38	1-2-0	91	74	32	.57905	32	1	1
<hr/>												
TOTALS	RPI 1-25	RPI 26-50		W-L RECORDS		RPI 51-100		RPI 101-150		RPI 150+		
20-17-0	2-15-0	2-1-0		OVERALL		1-1-0		7-0-0		8-0-0		
13-7-0	1-6-0	0-0-0		HOME		1-1-0		4-0-0		7-0-0		
7-10-0	1-9-0	2-1-0		AWAY		0-0-0		3-0-0		1-0-0		
0-0-0	0-0-0	0-0-0		NEUTRAL		0-0-0		0-0-0		0-0-0		
16-6-0	0-5-0	0-0-0		NON-CONFERENCE		1-1-0		7-0-0		8-0-0		
12-2-0	0-1-0	0-0-0		HOME		1-1-0		4-0-0		7-0-0		
4-4-0	0-4-0	0-0-		AWAY		0-0-0		3-0-0		1-0-0		
0-0-0	0-0-0	0-0-0		NEUTRAL		0-0-0		0-0-0		0-0-0		
4-11-0	2-10-0	2-1-0		CONFERENCE		0-0-0		0-0-0		0-0-0		
1-5-0	1-5-0	0-0-0		HOME		0-0-0		0-0-0		0-0-0		
3-6-0	1-5-0	2-1-0		AWAY		0-0-0		0-0-0		0-0-0		
0-0-0	0-0-0	0-0-0		NEUTRAL		0-0-0		0-0-0		0-0-0		
<hr/>												
RPI S	Opponent	Score		RPI S	Opponent	Score		RPI S	Opponent	Score		
4 A	Louisville	3	8	26 A	Ole Miss	2	8	66 H	Boston College	3	12	
4 H	Louisville	6	18	26 A	Ole Miss	4	2	76 H	Xavier	16	3	
6 H	Georgia	3	7	26 A	Ole Miss	4	1					
6 H	Georgia	8	10									
6 H	Georgia	5	0									
13 H	Texas A&M	5	17									
13 H	Texas A&M	3	5									
13 H	Texas A&M	3	9									
15 A	LSU	4	16									
15 A	LSU	1	2									
15 A	LSU	2	7									
16 A	Texas Tech	4	19									
16 A	Texas Tech	4	7									
16 A	Texas Tech	7	10									
23 A	Missouri	4	5									
23 A	Missouri	2	9									
23 A	Missouri	4	2									
<hr/>												
LAST 10 GAMES												
4 H	Louisville	6	18	23 A	Missouri	2	9					
26 A	Ole Miss	4	2	23 A	Missouri	4	5					
26 A	Ole Miss	4	1	23 A	Missouri	4	2					
26 A	Ole Miss	2	8	4 A	Louisville	3	8					
190 A	Lipscomb	6	2	6 H	Georgia	8	10					

Non-Div. I Games:

Kentucky

Average RPI Win:		86	WON-LOST		WINNING		LAST 10		STRENGTH OF		OPP. STRENGTH		TEAM	ADJ		CONF.	ADJ CONF.	
Average RPI Loss:		60	RECORD		PCT. RANK		GAMES		SCHEDULE		OF SCHEDULE		RPI	RPI		RPI	RPI	
DIV. I ONLY			24-15-0		.61538		79		6-4-0		36		1		34		.57042	
DIV. I NON-CONF.			19-9-0		.67857		60		4-1-0		71		1		33		.578	
TOTALS		RPI 1-25		RPI 26-50		W-L RECORDS		RPI 51-100		RPI 101-150		RPI 150+						
24-15-0		7-6-0		2-1-0		OVERALL		7-6-0		3-0-0		5-2-0						
18-7-0		6-3-0		1-0-0		HOME		4-2-0		2-0-0		5-2-0						
6-8-0		1-3-0		1-1-0		AWAY		3-4-0		1-0-0		0-0-0						
0-0-0		0-0-0		0-0-0		NEUTRAL		0-0-0		0-0-0		0-0-0						
19-9-0		5-5-0		1-0-0		NON-CONFERENCE		5-2-0		3-0-0		5-2-0						
15-4-0		4-2-0		1-0-0		HOME		3-0-0		2-0-0		5-2-0						
4-5-0		1-3-0		0-0-		AWAY		2-2-0		1-0-0		0-0-0						
0-0-0		0-0-0		0-0-0		NEUTRAL		0-0-0		0-0-0		0-0-0						
5-6-0		2-1-0		1-1-0		CONFERENCE		2-4-0		0-0-0		0-0-0						
3-3-0		2-1-0		0-0-0		HOME		1-2-0		0-0-0		0-0-0						
2-3-0		0-0-0		1-1-0		AWAY		1-2-0		0-0-0		0-0-0						
0-0-0		0-0-0		0-0-0		NEUTRAL		0-0-0		0-0-0		0-0-0						
RPI	S	Opponent		Score		RPI	S	Opponent		Score		RPI	S	Opponent		Score		
7	H	Arkansas		7	6	37	A	Baylor		5	6	67	A	TCU		13	1	
7	H	Arkansas		4	11	37	A	Baylor		8	6	67	A	TCU		8	12	
12	A	Stanford		0	9	50	H	Sam Houston St.		10	3	67	A	TCU		2	3	
12	A	Stanford		2	4							76	H	Xavier		6	5	
12	A	Stanford		1	8							76	H	Xavier		6	5	
12	A	Stanford		4	0							76	H	Xavier		6	5	
13	H	Texas A&M		6	9							80	H	Kansas St.		0	2	
15	H	LSU		8	1							80	H	Kansas St.		4	6	
15	H	LSU		8	4							80	H	Kansas St.		10	2	
15	H	LSU		7	6							81	A	Incarnate Word		2	3	
16	H	Texas Tech		4	3							97	A	Louisiana		6	5	
16	H	Texas Tech		0	3							97	A	Louisiana		3	1	
16	H	Texas Tech		4	3							97	A	Louisiana		6	8	
LAST 10 GAMES																		
167	H	Purdue		0	4	138	H	Rice		3	1							
194	H	Lamar University		7	2	37	A	Baylor		8	6							
80	H	Kansas St.		0	2	37	A	Baylor		5	6							
80	H	Kansas St.		10	2	13	H	Texas A&M		6	9							
80	H	Kansas St.		4	6	76	H	Xavier		6	5							

Non-Div. I Games:

Texas

Average RPI Win: 130		WON-LOST	WINNING	LAST 10	STRENGTH OF	OPP. STRENGTH	TEAM	ADJ	CONF.	ADJ CONF.
Average RPI Loss: 73		RECORD	PCT. RANK	GAMES	SCHEDULE	OF SCHEDULE	RPI	RPI	RPI	RPI
DIV. I ONLY		28-7-0	.8	5	4-6-0	184	5	35	.57023	35
DIV. I NON-CONF.		18-2-0	.9	3	1-2-0	250	33	42	.56984	42
TOTALS		RPI 1-25	RPI 26-50		W-L RECORDS	RPI 51-100		RPI 101-150		RPI 150+
28-7-0	1-2-0		2-1-0	OVERALL		10-2-0		5-1-0		10-1-0
24-3-0	1-2-0		0-0-0	HOME		8-0-0		5-0-0		10-1-0
4-4-0	0-0-0		2-1-0	AWAY		2-2-0		0-1-0		0-0-0
0-0-0	0-0-0		0-0-0	NEUTRAL		0-0-0		0-0-0		0-0-0
18-2-0	0-0-0		0-0-0	NON-CONFERENCE		6-0-0		5-1-0		7-1-0
17-1-0	0-0-0		0-0-0	HOME		5-0-0		5-0-0		7-1-0
1-1-0	0-0-0		0-0-	AWAY		1-0-0		0-1-0		0-0-0
0-0-0	0-0-0		0-0-0	NEUTRAL		0-0-0		0-0-0		0-0-0
10-5-0	1-2-0		2-1-0	CONFERENCE		4-2-0		0-0-0		3-0-0
7-2-0	1-2-0		0-0-0	HOME		3-0-0		0-0-0		3-0-0
3-3-0	0-0-0		2-1-0	AWAY		1-2-0		0-0-0		0-0-0
0-0-0	0-0-0		0-0-0	NEUTRAL		0-0-0		0-0-0		0-0-0
RPI S Opponent	Score	RPI S Opponent	Score	RPI S Opponent	Score	RPI S Opponent	Score	RPI S Opponent	Score	
2 H Oregon St.	4 1	29 A Oregon	12 2	56 H Pepperdine	4 3	109 A UNLV	9 10			
2 H Oregon St.	3 4	29 A Oregon	7 3	58 H San Diego	12 2	116 H California Baptist	15 9			
2 H Oregon St.	4 6	29 A Oregon	4 5	76 H Xavier	11 6	121 H Notre Dame	16 5			
				76 H Xavier	8 3	121 H Notre Dame	10 1			
				76 H Xavier	12 0	121 H Notre Dame	20 7			
				78 A Southern California	11 8	145 H New Mexico St.	7 3			
				78 A Southern California	3 7	187 H Michigan St.	8 0			
				78 A Southern California	6 10	187 H Michigan St.	8 5			
				83 A Cal St. Fullerton	6 4	187 H Michigan St.	13 2			
				88 H Arizona	8 2	200 H Washington St.	6 0			
				88 H Arizona	8 3	200 H Washington St.	6 5			
				88 H Arizona	17 16	200 H Washington St.	8 7			
						216 H Long Beach St.	9 14			
						242 H Seattle U	12 5			
						261 H UC Davis	3 2			
						261 H UC Davis	13 3			
						261 H UC Davis	17 2			
LAST 10 GAMES				242 H Seattle U	12 5	78 A Southern California	11 8			
				2 H Oregon St.	3 4	78 A Southern California	3 7			
				2 H Oregon St.	4 6	78 A Southern California	6 10			
				2 H Oregon St.	4 1	216 H Long Beach St.	9 14			
				109 A UNLV	9 10	88 H Arizona	17 16			

Non-Div. I Games:

Arizona St.

Average RPI Win:	103	WON-LOST	WINNING	LAST 10	STRENGTH OF	OPP. STRENGTH	TEAM	ADJ	CONF.	ADJ CONF.				
Average RPI Loss:	69	RECORD	PCT. RANK	GAMES	SCHEDULE	OF SCHEDULE	RPI	RPI	RPI	RPI				
DIV. I ONLY		22-15-0	.59459	85	8-2-0	19	56	36	.57008	36	5	5		
DIV. I NON-CONF.		16-9-0	.64	80	4-0-0	19	87	37	.57335	37	5	5		
<hr/>														
TOTALS	RPI 1-25	RPI 26-50		W-L RECORDS		RPI 51-100		RPI 101-150		RPI 150+				
22-15-0	2-3-0	5-3-0		OVERALL		5-3-0		4-6-0		6-0-0				
13-8-0	2-2-0	2-2-0		HOME		2-1-0		3-3-0		4-0-0				
9-4-0	0-0-0	3-1-0		AWAY		3-0-0		1-3-0		2-0-0				
0-3-0	0-1-0	0-0-0		NEUTRAL		0-2-0		0-0-0		0-0-0				
<hr/>														
16-9-0	1-1-0	4-1-0		NON-CONFERENCE		2-3-0		3-4-0		6-0-0				
11-4-0	1-0-0	1-0-0		HOME		2-1-0		3-3-0		4-0-0				
5-2-0	0-0-0	3-0-		AWAY		0-0-0		0-1-0		2-0-0				
0-3-0	0-1-0	0-0-0		NEUTRAL		0-2-0		0-0-0		0-0-0				
<hr/>														
6-6-0	1-2-0	1-2-0		CONFERENCE		3-0-0		1-2-0		0-0-0				
2-4-0	1-2-0	1-2-0		HOME		0-0-0		0-0-0		0-0-0				
4-2-0	0-0-0	0-0-0		AWAY		3-0-0		1-2-0		0-0-0				
0-0-0	0-0-0	0-0-0		NEUTRAL		0-0-0		0-0-0		0-0-0				
<hr/>														
RPI	S	Opponent	Score		RPI	S	Opponent	Score		RPI	S	Opponent	Score	
11	H	East Carolina	3	15	27	H	UConn	1	2	51	N	Texas St.	4	9
11	H	East Carolina	1	3	27	H	UConn	3	9	67	N	TCU	6	10
11	H	East Carolina	2	0	27	H	UConn	5	4	88	H	Arizona	4	9
13	H	Texas A&M	4	1	30	A	DBU	4	8	88	H	Arizona	2	1
13	N	Texas A&M	2	3	30	A	DBU	2	0	88	H	Arizona	9	7
					30	A	DBU	8	6	90	A	Wichita St.	7	4
					50	A	Sam Houston St.	12	7	90	A	Wichita St.	13	5
					50	H	Sam Houston St.	2	1	90	A	Wichita St.	7	3

Non-Div. I Games:

Houston

Average RPI Win: 118		WON-LOST	WINNING	LAST 10	STRENGTH OF		OPP. STRENGTH	TEAM	ADJ	CONF.	ADJ CONF.
Average RPI Loss: 66		RECORD	PCT. RANK	GAMES	SCHEDULE		OF SCHEDULE	RPI	RPI	RPI	RPI
DIV. I ONLY		25-10-0	.71429	20	66		63	37	.56964	37	2
DIV. I NON-CONF.		17-7-0	.70833	44	142		70	73	.54391	73	3
TOTALS		RPI 1-25	RPI 26-50		W-L RECORDS		RPI 51-100		RPI 101-150		RPI 150+
25-10-0	3-1-0	7-5-0		OVERALL		1-1-0		4-3-0		10-0-0	
21-5-0	3-0-0	6-4-0		HOME		0-0-0		2-1-0		10-0-0	
3-3-0	0-0-0	1-1-0		AWAY		0-1-0		2-1-0		0-0-0	
1-2-0	0-1-0	0-0-0		NEUTRAL		1-0-0		0-1-0		0-0-0	
17-7-0	0-1-0	4-3-0		NON-CONFERENCE		1-1-0		2-2-0		10-0-0	
15-3-0	0-0-0	3-2-0		HOME		0-0-0		2-1-0		10-0-0	
1-2-0	0-0-0	1-0-		AWAY		0-1-0		0-0-0		0-0-0	
1-2-0	0-1-0	0-0-0		NEUTRAL		1-0-0		0-1-0		0-0-0	
8-3-0	3-0-0	3-2-0		CONFERENCE		0-0-0		2-1-0		0-0-0	
6-2-0	3-0-0	3-2-0		HOME		0-0-0		0-0-0		0-0-0	
2-1-0	0-0-0	0-0-0		AWAY		0-0-0		2-1-0		0-0-0	
0-0-0	0-0-0	0-0-0		NEUTRAL		0-0-0		0-0-0		0-0-0	
RPI S	Opponent	Score		RPI S	Opponent	Score		RPI S	Opponent	Score	
13 N	Texas A&M	2	5	30 A	DBU	5	1	51 N	Texas St.	5	4
14 H	West Virginia	12	0	30 H	DBU	10	4	57 A	UT Arlington	1	2
14 H	West Virginia	10	4	34 H	Texas	6	5				
14 H	West Virginia	6	5	34 H	Texas	6	8				
				38 H	Nebraska	4	12				
				38 H	Nebraska	10	3				
				38 H	Nebraska	0	2				
				43 H	Oklahoma	3	2				
				43 H	Oklahoma	5	7				
				43 H	Oklahoma	7	3				
				50 A	Sam Houston St.	7	8				
				50 H	Sam Houston St.	9	6				
				LAST 10 GAMES							
				108 A	Kansas	8	0	43 H	Oklahoma	7	3
				108 A	Kansas	8	2	43 H	Oklahoma	5	7
				199 H	Holy Cross	8	5	57 A	UT Arlington	1	2
				50 H	Sam Houston St.	9	6	34 H	Texas	6	8
				43 H	Oklahoma	3	2	34 H	Texas	6	5

Non-Div. I Games:

Baylor

Average RPI Win: 136		WON-LOST RECORD		WINNING PCT. RANK		LAST 10 GAMES		STRENGTH OF SCHEDULE		OPP. STRENGTH OF SCHEDULE		TEAM RPI		ADJ RPI		CONF. RPI		ADJ CONF. RPI	
DIV. I ONLY		21-11-0		.65625 48		8-2-0		112		17		38		.56929 38		8		8	
DIV. I NON-CONF.		11-9-0		.55 128		2-2-0		21		2		30		.57961 30		7		7	
TOTALS		RPI 1-25		RPI 26-50		W-L RECORDS		RPI 51-100		RPI 101-150		RPI 150+							
21-11-0		2-5-0		2-2-0		OVERALL		2-3-0		2-0-0		13-1-0							
8-2-0		0-1-0		0-0-0		HOME		0-1-0		2-0-0		6-0-0							
12-4-0		1-0-0		2-1-0		AWAY		2-2-0		0-0-0		7-1-0							
1-5-0		1-4-0		0-1-0		NEUTRAL		0-0-0		0-0-0		0-0-0							
11-9-0		2-5-0		2-2-0		NON-CONFERENCE		1-1-0		2-0-0		4-1-0							
2-2-0		0-1-0		0-0-0		HOME		0-1-0		2-0-0		0-0-0							
8-2-0		1-0-0		2-0-		AWAY		1-0-0		0-0-0		4-1-0							
1-5-0		1-4-0		0-1-0		NEUTRAL		0-0-0		0-0-0		0-0-0							
10-2-0		0-0-0		0-0-0		CONFERENCE		1-2-0		0-0-0		9-0-0							
6-0-0		0-0-0		0-0-0		HOME		0-0-0		0-0-0		6-0-0							
4-2-0		0-0-0		0-0-0		AWAY		1-2-0		0-0-0		3-0-0							
0-0-0		0-0-0		0-0-0		NEUTRAL		0-0-0		0-0-0		0-0-0							
RPI S	Opponent	Score		RPI S	Opponent	Score		RPI S	Opponent	Score		RPI S	Opponent	Score					
2 N	Oregon St.	2	8	37 A	Baylor	12	4	73 A	Minnesota	2	5	127 H	Air Force	12	3				
2 N	Oregon St.	3	5	37 A	Baylor	3	10	73 A	Minnesota	10	1	127 H	Air Force	7	6				
2 N	Oregon St.	1	17	37 A	Baylor	2	0	73 A	Minnesota	2	3	167 H	Purdue	17	0				
2 N	Oregon St.	3	8	50 N	Sam Houston St.	10	11	80 A	Kansas St.	7	0	167 H	Purdue	13	4				
16 N	Texas Tech	2	1					80 H	Kansas St.	0	5	167 H	Purdue	9	5				
19 A	Creighton	6	3									170 A	Penn St.	4	2				
19 H	Creighton	2	10									170 A	Penn St.	3	2				
												170 A	Penn St.	3	1				
												185 A	Omaha	8	5				
												187 H	Michigan St.	6	2				
												187 H	Michigan St.	4	1				
												187 H	Michigan St.	5	2				
												195 A	UC Riverside	7	1				
												195 A	UC Riverside	9	10				
												195 A	UC Riverside	21	6				
												195 A	UC Riverside	10	6				
				LAST 10 GAMES															
				195 A	UC Riverside	10	6	170 A	Penn St.	3	2								
				185 A	Omaha	8	5	19 H	Creighton	2	10								
				80 H	Kansas St.	0	5	167 H	Purdue	9	5								
				170 A	Penn St.	3	1	167 H	Purdue	13	4								
				170 A	Penn St.	4	2	167 H	Purdue	17	0								

Non-Div. I Games:

Nebraska

Average RPI Win:		104	WON-LOST RECORD		WINNING PCT. RANK		LAST 10 GAMES		STRENGTH OF SCHEDULE		OPP. STRENGTH OF SCHEDULE		TEAM RPI		ADJ RPI		CONF. RPI		ADJ CONF. RPI				
DIV. I ONLY			23-14-1		.61842 76		3-7-0		46		36		39		.56781 39		9		9				
DIV. I NON-CONF.			15-8-1		.64583 74		1-3-0		10		34		19		.5908 19		8		8				
TOTALS		RPI 1-25		RPI 26-50		W-L RECORDS		RPI 51-100		RPI 101-150		RPI 150+											
23-14-1		2-2-1		2-2-0		OVERALL		7-5-0		8-4-0		4-1-0											
15-5-0		1-1-0		2-0-0		HOME		6-3-0		3-1-0		3-0-0											
7-8-0		1-1-0		0-2-0		AWAY		0-1-0		5-3-0		1-1-0											
1-1-1		0-0-1		0-0-0		NEUTRAL		1-1-0		0-0-0		0-0-0											
15-8-1		2-2-1		2-2-0		NON-CONFERENCE		6-3-0		1-0-0		4-1-0											
12-2-0		1-1-0		2-0-0		HOME		5-1-0		1-0-0		3-0-0											
2-5-0		1-1-0		0-0-		AWAY		0-1-0		0-0-0		1-1-0											
1-1-1		0-0-1		0-0-0		NEUTRAL		1-1-0		0-0-0		0-0-0											
8-6-0		0-0-0		0-0-0		CONFERENCE		1-2-0		7-4-0		0-0-0											
3-3-0		0-0-0		0-0-0		HOME		1-2-0		2-1-0		0-0-0											
5-3-0		0-0-0		0-0-0		AWAY		0-0-0		5-3-0		0-0-0											
0-0-0		0-0-0		0-0-0		NEUTRAL		0-0-0		0-0-0		0-0-0											
RPI	S	Opponent		Score		RPI	S	Opponent		Score		RPI	S	Opponent		Score		RPI	S	Opponent		Score	
2	N	Oregon St.		4	4	27	H	UConn		10	7	58	N	San Diego		5	8	103	A	South Alabama		14	5
21	H	Indiana		6	5	32	A	Illinois		1	4	59	H	Campbell		11	2	103	A	South Alabama		9	4
22	A	NC State		7	6	32	A	Illinois		2	4	61	N	Washington		5	2	103	A	South Alabama		4	8
22	H	NC State		6	7	32	H	Illinois		11	3	63	H	VCU		10	8	106	H	Troy		8	10
24	A	Clemson		5	8							77	H	Maryland		7	2	106	H	Troy		9	7
												82	A	Col. of Charleston		5	8	106	H	Troy		4	2
												82	H	Col. of Charleston		6	13	110	A	Little Rock		5	8
												84	H	Wake Forest		10	9	110	A	Little Rock		0	14
												84	H	Wake Forest		14	8	143	H	Kent St.		8	2
												92	H	Arkansas St.		3	7	147	A	La.-Monroe		13	3
												92	H	Arkansas St.		6	0	147	A	La.-Monroe		14	2
												92	H	Arkansas St.		2	4	147	A	La.-Monroe		15	7
																		187	H	Michigan St.		13	0
																		187	H	Michigan St.		12	5
																		196	A	UNCW		4	5
																		196	A	UNCW		10	5
																		196	H	UNCW		9	2
LAST 10 GAMES																							
												110	A	Little Rock		0	14	82	H	Col. of Charleston		6	13
												110	A	Little Rock		5	8	22	A	NC State		7	6
												92	H	Arkansas St.		3	7	103	A	South Alabama		14	5
												92	H	Arkansas St.		6	0	103	A	South Alabama		9	4
												187	H	Michigan St.		12	5	103	A	South Alabama		4	8

Non-Div. I Games:

Coastal Caro.

Average RPI Win:	98	WON-LOST	WINNING	LAST 10	STRENGTH OF	OPP. STRENGTH	TEAM	ADJ	CONF.	ADJ CONF.		
Average RPI Loss:	80	RECORD	PCT. RANK	GAMES	SCHEDULE	OF SCHEDULE	RPI	RPI	RPI	RPI		
DIV. I ONLY		18-15-0	.54545	122	4-6-0	33	41	40	.56555	40	6	6
DIV. I NON-CONF.		13-14-0	.48148	155	2-5-0	92	20	84	.5357	84	6	6
<hr/>												
TOTALS	RPI 1-25	RPI 26-50		W-L RECORDS		RPI 51-100		RPI 101-150		RPI 150+		
18-15-0	2-6-0	2-1-0		OVERALL		8-3-0		2-2-0		4-3-0		
8-4-0	2-2-0	2-1-0		HOME		2-1-0		0-0-0		2-0-0		
8-11-0	0-4-0	0-0-0		AWAY		4-2-0		2-2-0		2-3-0		
2-0-0	0-0-0	0-0-0		NEUTRAL		2-0-0		0-0-0		0-0-0		
13-14-0	2-6-0	0-0-0		NON-CONFERENCE		5-3-0		2-2-0		4-3-0		
6-3-0	2-2-0	0-0-0		HOME		2-1-0		0-0-0		2-0-0		
5-11-0	0-4-0	0-0-		AWAY		1-2-0		2-2-0		2-3-0		
2-0-0	0-0-0	0-0-0		NEUTRAL		2-0-0		0-0-0		0-0-0		
5-1-0	0-0-0	2-1-0		CONFERENCE		3-0-0		0-0-0		0-0-0		
2-1-0	0-0-0	2-1-0		HOME		0-0-0		0-0-0		0-0-0		
3-0-0	0-0-0	0-0-0		AWAY		3-0-0		0-0-0		0-0-0		
0-0-0	0-0-0	0-0-0		NEUTRAL		0-0-0		0-0-0		0-0-0		
<hr/>												
RPI S	Opponent	Score		RPI S	Opponent	Score		RPI S	Opponent	Score		
3 A	Vanderbilt	4	5	30 H	DBU	8	3	66 N	Boston College	4	0	
19 H	Creighton	11	0	30 H	DBU	3	4	66 N	Boston College	4	3	
19 H	Creighton	7	1	30 H	DBU	11	5	76 A	Xavier	8	11	
19 H	Creighton	4	10					76 A	Xavier	10	2	
21 A	Indiana	1	5					76 A	Xavier	2	5	
21 A	Indiana	5	6					85 A	Bradley	6	4	
21 A	Indiana	3	9					85 A	Bradley	1	0	
21 H	Indiana	0	5					85 A	Bradley	4	2	
								86 H	Iowa	3	1	
								86 H	Iowa	6	0	
								86 H	Iowa	7	18	
								226 H	UT Martin	6	3	
<hr/>												
LAST 10 GAMES												
30 H DBU						3	4	21 A Indiana		1	5	
30 H DBU						11	5	21 H Indiana		0	5	
21 A Indiana						3	9	130 A Austin Peay		2	10	
164 A Murray St.						16	12	30 H DBU		8	3	
21 A Indiana						5	6	226 H UT Martin		6	3	

**Non-Div. I Games:**

Evansville



Average RPI Win: 134		WON-LOST	WINNING	LAST 10	STRENGTH OF		OPP. STRENGTH	TEAM	ADJ		CONF.	ADJ CONF.
Average RPI Loss: 79		RECORD	PCT. RANK	GAMES	SCHEDULE		OF SCHEDULE	RPI	RPI		RPI	RPI
DIV. I ONLY		24-9-0	.72727	17	6-4-0		122	104	41		7	7
DIV. I NON-CONF.		14-4-0	.77778	23	0-1-0		215	188	57		9	9
TOTALS		RPI 1-25	RPI 26-50		W-L RECORDS		RPI 51-100		RPI 101-150		RPI 150+	
24-9-0		0-0-0	2-2-0		OVERALL		8-5-0		7-1-0		7-1-0	
15-3-0		0-0-0	2-2-0		HOME		5-1-0		6-0-0		2-0-0	
5-4-0		0-0-0	0-0-0		AWAY		1-2-0		1-1-0		3-1-0	
4-2-0		0-0-0	0-0-0		NEUTRAL		2-2-0		0-0-0		2-0-0	
14-4-0		0-0-0	1-0-0		NON-CONFERENCE		2-2-0		4-1-0		7-1-0	
6-0-0		0-0-0	1-0-0		HOME		0-0-0		3-0-0		2-0-0	
4-2-0		0-0-0	0-0-		AWAY		0-0-0		1-1-0		3-1-0	
4-2-0		0-0-0	0-0-0		NEUTRAL		2-2-0		0-0-0		2-0-0	
10-5-0		0-0-0	1-2-0		CONFERENCE		6-3-0		3-0-0		0-0-0	
9-3-0		0-0-0	1-2-0		HOME		5-1-0		3-0-0		0-0-0	
1-2-0		0-0-0	0-0-0		AWAY		1-2-0		0-0-0		0-0-0	
0-0-0		0-0-0	0-0-0		NEUTRAL		0-0-0		0-0-0		0-0-0	
RPI S	Opponent	Score	RPI S	Opponent	Score	RPI S	Opponent	Score	RPI S	Opponent	Score	
			29 H	Oregon	7 3	56 H	Pepperdine	0 7	112 A	Utah	6 8	
			42 H	Gonzaga	2 4	56 H	Pepperdine	4 2	119 H	Portland	11 1	
			42 H	Gonzaga	2 4	56 H	Pepperdine	13 7	119 H	Portland	3 1	
			42 H	Gonzaga	7 4	58 A	San Diego	5 15	119 H	Portland	10 1	
						58 A	San Diego	17 4	137 A	A&M-Corpus Christi	6 2	
						58 A	San Diego	5 6	149 H	Milwaukee	11 8	
						60 N	California	6 10	149 H	Milwaukee	14 6	
						75 H	Saint Mary's (CA)	5 3	149 H	Milwaukee	5 3	
						75 H	Saint Mary's (CA)	11 0	160 N	Ohio St.	5 1	
						75 H	Saint Mary's (CA)	10 6	194 A	Lamar University	1 3	
						93 N	Northwestern	11 2	194 A	Lamar University	4 2	
						93 N	Northwestern	2 3	194 A	Lamar University	4 0	
						93 N	Northwestern	4 3	212 N	Oral Roberts	8 3	
									286 A	Utah Valley	14 13	
									286 H	Utah Valley	5 1	
									287 H	Niagara	11 5	
LAST 10 GAMES												
			287 H	Niagara	11 5	56 H	Pepperdine	13 7				
			149 H	Milwaukee	14 6	58 A	San Diego	17 4				
			93 N	Northwestern	11 2	58 A	San Diego	5 6				
			56 H	Pepperdine	0 7	58 A	San Diego	5 15				
			56 H	Pepperdine	4 2	112 A	Utah	6 8				

Non-Div. I Games:

BYU

G  
o  
n  
z  
a  
g  
a

Gonzaga

Average RPI Win:		124	WON-LOST RECORD		WINNING PCT. RANK	LAST 10 GAMES	STRENGTH OF SCHEDULE		OPP. STRENGTH OF SCHEDULE	TEAM RPI	ADJ RPI	CONF. RPI	ADJ CONF. RPI
Average RPI Loss:		81											
DIV. I ONLY		25-13-0			.65789 44	3-7-0	90		61	43	.56375 43	2	2
DIV. I NON-CONF.		19-6-0			.76 28	1-2-0	193		68	53	.55835 53	3	3
TOTALS		RPI 1-25	RPI 26-50		W-L RECORDS		RPI 51-100		RPI 101-150		RPI 150+		
25-13-0		1-2-0	2-4-0		OVERALL		4-3-0		10-2-0		8-2-0		
17-4-0		0-0-0	1-0-0		HOME		2-2-0		8-1-0		6-1-0		
8-8-0		1-2-0	1-4-0		AWAY		2-0-0		2-1-0		2-1-0		
0-1-0		0-0-0	0-0-0		NEUTRAL		0-1-0		0-0-0		0-0-0		
19-6-0		0-0-0	1-1-0		NON-CONFERENCE		3-1-0		7-2-0		8-2-0		
13-2-0		0-0-0	1-0-0		HOME		1-0-0		5-1-0		6-1-0		
6-3-0		0-0-0	0-0-0		AWAY		2-0-0		2-1-0		2-1-0		
0-1-0		0-0-0	0-0-0		NEUTRAL		0-1-0		0-0-0		0-0-0		
6-7-0		1-2-0	1-3-0		CONFERENCE		1-2-0		3-0-0		0-0-0		
4-2-0		0-0-0	0-0-0		HOME		1-2-0		3-0-0		0-0-0		
2-5-0		1-2-0	1-3-0		AWAY		0-0-0		0-0-0		0-0-0		
0-0-0		0-0-0	0-0-0		NEUTRAL		0-0-0		0-0-0		0-0-0		
RPI S	Opponent	Score	RPI S	Opponent	Score	RPI S	Opponent	Score	RPI S	Opponent	Score		
14 A	West Virginia	2 1	28 A	Oklahoma St.	5 6	57 H	UT Arlington	9 1	108 H	Kansas	5 1		
14 A	West Virginia	1 5	30 A	DBU	2 7	58 A	San Diego	6 1	108 H	Kansas	4 3		
14 A	West Virginia	4 12	30 H	DBU	4 2	67 H	TCU	4 6	108 H	Kansas	10 5		
			37 A	Baylor	2 3	67 H	TCU	7 6	114 H	Missouri St.	6 1		
			37 A	Baylor	7 5	67 H	TCU	2 4	114 H	Missouri St.	11 2		
			37 A	Baylor	3 7	71 A	San Diego St.	1 0	114 H	Missouri St.	8 11		
						83 N	Cal St. Fullerton	6 8	138 A	Rice	1 8		
									138 A	Rice	17 8		
									138 A	Rice	6 0		
									139 H	Cal Poly	5 2		
									139 H	Cal Poly	4 1		
									139 H	Cal Poly	9 3		
									162 H	Columbia	9 0		
									162 H	Columbia	9 1		
									162 H	Columbia	6 2		
									162 H	Columbia	12 3		
									169 A	New Mexico	8 6		
									169 A	New Mexico	8 1		
									212 A	Oral Roberts	2 3		
									212 H	Oral Roberts	2 4		
									245 H	Texas Southern	10 2		
									289 H	Ark.-Pine Bluff	8 0		
			LAST 10 GAMES										
			162 H	Columbia	6 2	245 H	Texas Southern	10 2					
			212 A	Oral Roberts	2 3	67 H	TCU	4 6					
			37 A	Baylor	2 3	67 H	TCU	2 4					
			37 A	Baylor	3 7	67 H	TCU	7 6					
			37 A	Baylor	7 5	212 H	Oral Roberts	2 4					

Non-Div. I Games:

Oklahoma

Average RPI Win: 147		WON-LOST	WINNING	LAST 10	STRENGTH OF		OPP. STRENGTH	TEAM	ADJ	CONF.	ADJ CONF.
Average RPI Loss: 44		RECORD	PCT. RANK	GAMES	SCHEDULE		OF SCHEDULE	RPI	RPI	RPI	RPI
DIV. I ONLY		24-14-0	.63158	65	4-6-0		58	44	44	.5637	44
DIV. I NON-CONF.		19-3-0	.86364	6	2-1-0		234	134	58	.55578	58
TOTALS		RPI 1-25	RPI 26-50		W-L RECORDS		RPI 51-100		RPI 101-150		RPI 150+
24-14-0		2-8-0	3-3-0		OVERALL		0-0-0		6-2-0		13-1-0
17-6-0		1-2-0	2-1-0		HOME		0-0-0		2-2-0		12-1-0
6-8-0		0-6-0	1-2-0		AWAY		0-0-0		4-0-0		1-0-0
1-0-0		1-0-0	0-0-0		NEUTRAL		0-0-0		0-0-0		0-0-0
19-3-0		0-0-0	0-0-0		NON-CONFERENCE		0-0-0		6-2-0		13-1-0
14-3-0		0-0-0	0-0-0		HOME		0-0-0		2-2-0		12-1-0
5-0-0		0-0-0	0-0-		AWAY		0-0-0		4-0-0		1-0-0
0-0-0		0-0-0	0-0-0		NEUTRAL		0-0-0		0-0-0		0-0-0
5-11-0		2-8-0	3-3-0		CONFERENCE		0-0-0		0-0-0		0-0-0
3-3-0		1-2-0	2-1-0		HOME		0-0-0		0-0-0		0-0-0
1-8-0		0-6-0	1-2-0		AWAY		0-0-0		0-0-0		0-0-0
1-0-0		1-0-0	0-0-0		NEUTRAL		0-0-0		0-0-0		0-0-0
RPI S	Opponent	Score	RPI S	Opponent	Score	RPI S	Opponent	Score	RPI S	Opponent	Score
7	H Arkansas	2 10	26	A Ole Miss	0 1				103	A South Alabama	7 3
7	H Arkansas	3 12	26	A Ole Miss	8 6				103	A South Alabama	10 5
7	H Arkansas	10 0	26	A Ole Miss	2 12				103	A South Alabama	6 1
10	A Mississippi St.	1 9	48	H South Carolina	4 5				106	H Troy	4 8
10	A Mississippi St.	0 6	48	H South Carolina	9 0				132	H Presbyterian	9 4
10	A Mississippi St.	3 13	48	H South Carolina	4 1				132	H Presbyterian	7 2
17	N Auburn	6 3							132	H Presbyterian	1 4
25	A Florida	3 6							142	A Samford	21 2
25	A Florida	3 12							152	A UAB	3 2
25	A Florida	1 3							152	H UAB	4 3
									154	H Ball St.	6 0
									154	H Ball St.	5 8
									154	H Ball St.	7 1
									172	H Jacksonville St.	13 2
									186	H Middle Tenn.	2 0
									188	H South Dakota St.	5 4
									191	H Maine	16 0
									237	H North Ala.	8 0
									237	H North Ala.	4 1
									278	H Northern Ky.	9 4
									278	H Northern Ky.	15 1
									278	H Northern Ky.	10 1
LAST 10 GAMES											
			48	H South Carolina	4 1	10	A Mississippi St.	1 9			
			48	H South Carolina	9 0	10	A Mississippi St.	0 6			
			188	H South Dakota St.	5 4	142	A Samford	21 2			
			152	A UAB	3 2	48	H South Carolina	4 5			
			10	A Mississippi St.	3 13	106	H Troy	4 8			

Non-Div. I Games:

Alabama

Average RPI Win:	141	WON-LOST	WINNING	LAST 10	STRENGTH OF	OPP. STRENGTH	TEAM	ADJ	CONF.	ADJ CONF.	
Average RPI Loss:	65	RECORD	PCT. RANK	GAMES	SCHEDULE	OF SCHEDULE	RPI	RPI	RPI	RPI	
DIV. I ONLY	21-16-0	.56757	107	5-5-0	20	133	45	.56226	45	4	4
DIV. I NON-CONF.	15-4-0	.78947	22	3-0-0	8	251	8	.60876	8	4	4
<hr/>											
TOTALS	RPI 1-25	RPI 26-50		W-L RECORDS		RPI 51-100		RPI 101-150		RPI 150+	
21-16-0	1-5-0	1-0-0		OVERALL		6-10-0		2-0-0		11-1-0	
10-8-0	1-5-0	0-0-0		HOME		3-3-0		1-0-0		5-0-0	
9-8-0	0-0-0	0-0-0		AWAY		3-7-0		1-0-0		5-1-0	
2-0-0	0-0-0	1-0-0		NEUTRAL		0-0-0		0-0-0		1-0-0	
<hr/>											
15-4-0	0-0-0	1-0-0		NON-CONFERENCE		3-4-0		2-0-0		9-0-0	
9-3-0	0-0-0	0-0-0		HOME		3-3-0		1-0-0		5-0-0	
4-1-0	0-0-0	0-0-		AWAY		0-1-0		1-0-0		3-0-0	
2-0-0	0-0-0	1-0-0		NEUTRAL		0-0-0		0-0-0		1-0-0	
<hr/>											
6-12-0	1-5-0	0-0-0		CONFERENCE		3-6-0		0-0-0		2-1-0	
1-5-0	1-5-0	0-0-0		HOME		0-0-0		0-0-0		0-0-0	
5-7-0	0-0-0	0-0-0		AWAY		3-6-0		0-0-0		2-1-0	
0-0-0	0-0-0	0-0-0		NEUTRAL		0-0-0		0-0-0		0-0-0	
<hr/>											
RPI S	Opponent	Score		RPI S	Opponent	Score		RPI S	Opponent	Score	
20 H	North Carolina	4	1	50 N	Sam Houston St.	3	2	62 A	Florida St.	6	0
20 H	North Carolina	5	7					62 A	Florida St.	8	9
20 H	North Carolina	2	5					62 A	Florida St.	2	5
24 H	Clemson	4	6					65 H	Bryant	2	4
24 H	Clemson	1	14					65 H	Bryant	4	6
24 H	Clemson	9	12					65 H	Bryant	2	1
								68 A	Liberty	3	4
								68 H	Liberty	1	6
								72 A	Duke	6	2
								72 A	Duke	5	9
								72 A	Duke	0	4
								84 A	Wake Forest	10	9
								84 A	Wake Forest	3	8
								84 A	Wake Forest	7	8
								95 H	UNC Greensboro	2	1
								95 H	UNC Greensboro	12	4
<hr/>											
LAST 10 GAMES											
84 A	Wake Forest	7	8	65 H	Bryant	2	1				
84 A	Wake Forest	3	8	72 A	Duke	5	9				
62 A	Florida St.	2	5	72 A	Duke	6	2				
62 A	Florida St.	6	0	72 A	Duke	0	4				
65 H	Bryant	2	4	117 A	ETSU	4	2				

Non-Div. I Games:

Virginia Tech

Average RPI Win:		142	WON-LOST RECORD		WINNING PCT. RANK		LAST 10 GAMES		STRENGTH OF SCHEDULE		OPP. STRENGTH OF SCHEDULE		TEAM RPI	ADJ RPI		CONF. RPI	ADJ CONF. RPI	
DIV. I ONLY			23-13-0		.63889 59		6-4-0		79		65		46	.56212 46		7	7	
DIV. I NON-CONF.			12-9-0		.57143 114		2-1-0		61		5		52	.559 52		9	9	
TOTALS		RPI 1-25		RPI 26-50		W-L RECORDS		RPI 51-100		RPI 101-150		RPI 150+						
23-13-0		1-3-0		0-3-0		OVERALL		9-4-0		4-2-0		9-1-0						
15-5-0		1-2-0		0-0-0		HOME		4-1-0		2-1-0		8-1-0						
8-8-0		0-1-0		0-3-0		AWAY		5-3-0		2-1-0		1-0-0						
0-0-0		0-0-0		0-0-0		NEUTRAL		0-0-0		0-0-0		0-0-0						
12-9-0		1-3-0		0-3-0		NON-CONFERENCE		5-2-0		0-0-0		6-1-0						
8-3-0		1-2-0		0-0-0		HOME		2-0-0		0-0-0		5-1-0						
4-6-0		0-1-0		0-0-		AWAY		3-2-0		0-0-0		1-0-0						
0-0-0		0-0-0		0-0-0		NEUTRAL		0-0-0		0-0-0		0-0-0						
11-4-0		0-0-0		0-0-0		CONFERENCE		4-2-0		4-2-0		3-0-0						
7-2-0		0-0-0		0-0-0		HOME		2-1-0		2-1-0		3-0-0						
4-2-0		0-0-0		0-0-0		AWAY		2-1-0		2-1-0		0-0-0						
0-0-0		0-0-0		0-0-0		NEUTRAL		0-0-0		0-0-0		0-0-0						
RPI	S	Opponent		Score		RPI	S	Opponent		Score		RPI	S	Opponent		Score		
1	A	UCLA		0	5	29	A	Oregon		3	4	53	H	UC Irvine		7	3	
1	H	UCLA		4	9	29	A	Oregon		6	7	58	H	San Diego		3	2	
5	H	UC Santa Barbara		2	7	29	A	Oregon		0	6	58	H	San Diego		10	4	
5	H	UC Santa Barbara		9	7							58	H	San Diego		8	11	
												71	A	San Diego St.		2	4	
												71	H	San Diego St.		5	1	
												78	A	Southern California		14	5	
												97	A	Louisiana		4	1	
												97	A	Louisiana		0	5	
												97	A	Louisiana		7	3	
												98	A	San Francisco		6	5	
												98	A	San Francisco		2	3	
												98	A	San Francisco		2	1	
														CSU Bakersfield		8	3	
												285	H	Santa Clara		6	5	
												285	H	Santa Clara		2	1	
												285	H	Santa Clara		7	3	
				LAST 10 GAMES														
5	H	UC Santa Barbara		2	7	71	A	San Diego St.		2	4	58	H	San Diego		8	11	
195	H	UC Riverside		5	4	98	A	San Francisco		6	5	58	H	San Diego		3	2	
58	H	San Diego		8	11	98	A	San Francisco		2	3	58	H	San Diego		10	4	
58	H	San Diego		3	2	98	A	San Francisco		2	1	221	H	CSU Bakersfield		8	3	
58	H	San Diego		10	4													

Non-Div. I Games:

Loyola Marymount

Average RPI Win: 156		WON-LOST	WINNING	LAST 10	STRENGTH OF		OPP. STRENGTH	TEAM	ADJ	CONF.	ADJ CONF.
Average RPI Loss: 92		RECORD	PCT. RANK	GAMES	SCHEDULE		OF SCHEDULE	RPI	RPI	RPI	RPI
DIV. I ONLY		22-15-0	.59459	85	8-2-0		103	94	47	.5597	47
DIV. I NON-CONF.		17-14-0	.54839	131	3-1-0		29	125	39	.57237	39
TOTALS		RPI 1-25	RPI 26-50		W-L RECORDS		RPI 51-100		RPI 101-150		RPI 150+
22-15-0		1-5-0	1-3-0		OVERALL		1-0-0		7-2-0		12-5-0
9-2-0		0-0-0	1-0-0		HOME		0-0-0		7-2-0		1-0-0
13-13-0		1-5-0	0-3-0		AWAY		1-0-0		0-0-0		11-5-0
0-0-0		0-0-0	0-0-0		NEUTRAL		0-0-0		0-0-0		0-0-0
17-14-0		1-5-0	1-3-0		NON-CONFERENCE		1-0-0		4-2-0		10-4-0
6-2-0		0-0-0	1-0-0		HOME		0-0-0		4-2-0		1-0-0
11-12-0		1-5-0	0-0-0		AWAY		1-0-0		0-0-0		9-4-0
0-0-0		0-0-0	0-0-0		NEUTRAL		0-0-0		0-0-0		0-0-0
5-1-0		0-0-0	0-0-0		CONFERENCE		0-0-0		3-0-0		2-1-0
3-0-0		0-0-0	0-0-0		HOME		0-0-0		3-0-0		0-0-0
2-1-0		0-0-0	0-0-0		AWAY		0-0-0		0-0-0		2-1-0
0-0-0		0-0-0	0-0-0		NEUTRAL		0-0-0		0-0-0		0-0-0
RPI S	Opponent	Score	RPI S	Opponent	Score	RPI S	Opponent	Score	RPI S	Opponent	Score
3 A	Vanderbilt	4 10	32 A	Illinois	3 14	86 A	Iowa	11 6	111 H	Sacramento St.	2 1
3 A	Vanderbilt	1 9	32 A	Illinois	2 4				114 H	Missouri St.	7 5
3 A	Vanderbilt	7 3	32 A	Illinois	1 12				114 H	Missouri St.	7 1
19 A	Creighton	3 17	32 H	Illinois	7 6				114 H	Missouri St.	5 3
19 A	Creighton	3 7							128 H	Eastern Ill.	3 0
19 A	Creighton	7 8							135 H	Central Mich.	5 4
									135 H	Central Mich.	2 11
									135 H	Central Mich.	7 2
									149 H	Milwaukee	3 6
									164 A	Murray St.	4 3
									164 A	Murray St.	9 5
									164 A	Murray St.	4 5
									174 A	Central Ark.	6 3
									174 A	Central Ark.	4 6
									174 A	Central Ark.	8 0
									174 A	Central Ark.	1 4
									189 A	UIC	1 6
									189 H	UIC	4 0
									213 A	Belmont	14 3
									213 A	Belmont	10 6
									213 A	Belmont	27 11
									224 A	SIUE	16 9
									229 A	Valparaiso	12 6
									229 A	Valparaiso	2 4
									229 A	Valparaiso	13 1
									267 A	Southeast Mo. St.	18 6
LAST 10 GAMES			LAST 10 GAMES			LAST 10 GAMES			LAST 10 GAMES		
			114 H	Missouri St.	5 3	19 A	Creighton	3 7			
			114 H	Missouri St.	7 5	164 A	Murray St.	4 3			
			229 A	Valparaiso	2 4	174 A	Central Ark.	1 4			
			229 A	Valparaiso	12 6	174 A	Central Ark.	8 0			
			19 A	Creighton	7 8	135 H	Central Mich.	5 4			

Non-Div. I Games:

Illinois St.

Average RPI Win: 142		WON-LOST	WINNING	LAST 10	STRENGTH OF		OPP. STRENGTH	TEAM	ADJ	CONF.	ADJ CONF.
Average RPI Loss: 44		RECORD	PCT. RANK	GAMES	SCHEDULE		OF SCHEDULE	RPI	RPI	RPI	RPI
DIV. I ONLY		22-15-0	.59459	85	5-5-0		32	37	48	.55953	48
DIV. I NON-CONF.		18-4-0	.81818	12	3-0-0		157	166	48	.56206	48
TOTALS		RPI 1-25	RPI 26-50		W-L RECORDS		RPI 51-100		RPI 101-150		RPI 150+
22-15-0		7-10-0	1-2-0		OVERALL		2-1-0		0-0-0		12-2-0
14-8-0		2-5-0	0-0-0		HOME		2-1-0		0-0-0		10-2-0
6-6-0		3-4-0	1-2-0		AWAY		0-0-0		0-0-0		2-0-0
2-1-0		2-1-0	0-0-0		NEUTRAL		0-0-0		0-0-0		0-0-0
18-4-0		4-1-0	0-0-0		NON-CONFERENCE		2-1-0		0-0-0		12-2-0
13-3-0		1-0-0	0-0-0		HOME		2-1-0		0-0-0		10-2-0
3-0-0		1-0-0	0-0-0		AWAY		0-0-0		0-0-0		2-0-0
2-1-0		2-1-0	0-0-0		NEUTRAL		0-0-0		0-0-0		0-0-0
4-11-0		3-9-0	1-2-0		CONFERENCE		0-0-0		0-0-0		0-0-0
1-5-0		1-5-0	0-0-0		HOME		0-0-0		0-0-0		0-0-0
3-6-0		2-4-0	1-2-0		AWAY		0-0-0		0-0-0		0-0-0
0-0-0		0-0-0	0-0-0		NEUTRAL		0-0-0		0-0-0		0-0-0
RPI S	Opponent	Score	RPI S	Opponent	Score	RPI S	Opponent	Score	RPI S	Opponent	Score
6 H	Georgia	2 4	44 A	Alabama	5 4	68 H	Liberty	5 6	153 H	Gardner-Webb	2 10
6 H	Georgia	7 8	44 A	Alabama	1 4	68 H	Liberty	3 2	165 H	Winthrop	8 6
6 H	Georgia	1 6	44 A	Alabama	0 9	68 H	Liberty	13 7	166 H	Appalachian St.	3 1
8 A	Tennessee	5 15							180 A	Furman	12 7
8 A	Tennessee	3 6							198 H	Charlotte	5 4
8 A	Tennessee	3 2							204 H	N.C. A&T	0 2
17 H	Auburn	4 0							229 H	Valparaiso	9 2
17 H	Auburn	5 7							229 H	Valparaiso	12 6
17 H	Auburn	2 4							229 H	Valparaiso	3 2
20 N	North Carolina	5 2							279 A	The Citadel	10 9
22 N	NC State	10 8							279 H	The Citadel	9 0
24 A	Clemson	5 4							286 H	Utah Valley	15 3
24 H	Clemson	14 3							286 H	Utah Valley	6 5
24 N	Clemson	5 11							286 H	Utah Valley	10 3
25 A	Florida	6 3									
25 A	Florida	4 6									
25 A	Florida	5 9									
LAST 10 GAMES											
44 A	Alabama	1 4	25 A	Florida	5 9						
44 A	Alabama	0 9	198 H	Charlotte	5 4						
20 N	North Carolina	5 2	44 A	Alabama	5 4						
25 A	Florida	4 6	22 N	NC State	10 8						
25 A	Florida	6 3	17 H	Auburn	5 7						

Non-Div. I Games:

South Carolina



Average RPI Win: 174		WON-LOST	WINNING	LAST 10	STRENGTH OF		OPP. STRENGTH	TEAM	ADJ	CONF.	ADJ CONF.
Average RPI Loss: 100		RECORD	PCT. RANK	GAMES	SCHEDULE		OF SCHEDULE	RPI	RPI	RPI	RPI
DIV. I ONLY		27-8-0	.77143	10	6-4-0		237	70	49	.55912	49
DIV. I NON-CONF.		23-6-0	.7931	18	3-4-0		189	79	28	.58052	28
TOTALS		RPI 1-25	RPI 26-50		W-L RECORDS		RPI 51-100		RPI 101-150		RPI 150+
27-8-0		0-2-0	1-0-0		OVERALL		4-1-0		4-3-0		18-2-0
10-1-0		0-1-0	1-0-0		HOME		0-0-0		2-0-0		7-0-0
12-7-0		0-1-0	0-0-0		AWAY		4-1-0		2-3-0		6-2-0
5-0-0		0-0-0	0-0-0		NEUTRAL		0-0-0		0-0-0		5-0-0
23-6-0		0-2-0	1-0-0		NON-CONFERENCE		4-1-0		3-1-0		15-2-0
7-1-0		0-1-0	1-0-0		HOME		0-0-0		2-0-0		4-0-0
11-5-0		0-1-0	0-0-		AWAY		4-1-0		1-1-0		6-2-0
5-0-0		0-0-0	0-0-0		NEUTRAL		0-0-0		0-0-0		5-0-0
4-2-0		0-0-0	0-0-0		CONFERENCE		0-0-0		1-2-0		3-0-0
3-0-0		0-0-0	0-0-0		HOME		0-0-0		0-0-0		3-0-0
1-2-0		0-0-0	0-0-0		AWAY		0-0-0		1-2-0		0-0-0
0-0-0		0-0-0	0-0-0		NEUTRAL		0-0-0		0-0-0		0-0-0
RPI S	Opponent	Score		RPI S	Opponent	Score		RPI S	Opponent	Score	
3 A	Vanderbilt	1	7	32 H	Illinois	3	1	64 A	Michigan	8	7
21 H	Indiana	14	15					64 A	Michigan	4	6
								100 A	Jacksonville	13	7
								100 A	Jacksonville	7	1
								100 A	Jacksonville	8	3
								113 A	Western Caro.	8	4
								113 A	Western Caro.	9	10
								114 A	Missouri St.	5	6
								114 A	Missouri St.	0	1
								114 A	Missouri St.	12	0
								130 H	Austin Peay	8	1
								130 H	Austin Peay	3	2
								167 A	Purdue	4	3
								167 H	Purdue	4	3
								168 N	Rutgers	7	5
								168 N	Rutgers	4	3
								168 N	Rutgers	3	1
								184 N	Marshall	4	1
								187 A	Michigan St.	0	1
								187 A	Michigan St.	0	6
								187 A	Michigan St.	2	1
								196 A	UNCW	1	0
								203 A	Mercer	9	4
								203 A	Mercer	12	7
								203 A	Mercer	7	3
								229 H	Valparaiso	11	5
								229 H	Valparaiso	8	0
								229 H	Valparaiso	13	2
								266 N	Iona	10	0
								279 H	The Citadel	8	0
								279 H	The Citadel	5	1
								279 H	The Citadel	4	2
LAST 10 GAMES				LAST 10 GAMES				LAST 10 GAMES			
				229 H	Valparaiso	11	5	229 H	Valparaiso	13	2
				229 H	Valparaiso	8	0	64 A	Michigan	4	6
				168 N	Rutgers	7	5	64 A	Michigan	8	7
				203 A	Mercer	7	3	187 A	Michigan St.	0	6
				3 A	Vanderbilt	1	7	187 A	Michigan St.	2	1

Non-Div. I Games:

Indiana St.

S  
a  
m  
H  
o  
u  
s  
t  
o  
n  
s  
t  
.

Sam Houston St.

Average RPI Win: 112		WON-LOST	WINNING	LAST 10	STRENGTH OF		OPP. STRENGTH	TEAM	ADJ		CONF.	ADJ CONF.			
Average RPI Loss: 86		RECORD	PCT. RANK	GAMES	SCHEDULE		OF SCHEDULE	RPI	RPI		RPI	RPI			
DIV. I ONLY		24-13-0	.64865	49	6-4-0		110	24	51		9	9			
DIV. I NON-CONF.		15-7-0	.68182	56	3-0-0		73	16	38		8	8			
TOTALS		RPI 1-25	RPI 26-50		W-L RECORDS		RPI 51-100		RPI 101-150		RPI 150+				
24-13-0		2-1-0	2-3-0		OVERALL		3-2-0		12-6-0		5-1-0				
11-6-0		0-0-0	1-2-0		HOME		1-0-0		7-4-0		2-0-0				
10-5-0		1-0-0	0-0-0		AWAY		2-2-0		4-2-0		3-1-0				
3-2-0		1-1-0	1-1-0		NEUTRAL		0-0-0		1-0-0		0-0-0				
15-7-0		2-1-0	2-3-0		NON-CONFERENCE		1-1-0		7-2-0		3-0-0				
7-4-0		0-0-0	1-2-0		HOME		1-0-0		3-2-0		2-0-0				
5-1-0		1-0-0	0-0-		AWAY		0-1-0		3-0-0		1-0-0				
3-2-0		1-1-0	1-1-0		NEUTRAL		0-0-0		1-0-0		0-0-0				
9-6-0		0-0-0	0-0-0		CONFERENCE		2-1-0		5-4-0		2-1-0				
4-2-0		0-0-0	0-0-0		HOME		0-0-0		4-2-0		0-0-0				
5-4-0		0-0-0	0-0-0		AWAY		2-1-0		1-2-0		2-1-0				
0-0-0		0-0-0	0-0-0		NEUTRAL		0-0-0		0-0-0		0-0-0				
RPI S	Opponent	Score		RPI S	Opponent	Score		RPI S	Opponent	Score		RPI S	Opponent	Score	
13 A	Texas A&M	5	3	27 H	UConn	4	8	69 A	Ga. Southern	0	12	103 A	South Alabama	8	2
19 N	Creighton	5	6	27 H	UConn	1	4	69 A	Ga. Southern	8	2	103 A	South Alabama	0	1
19 N	Creighton	12	9	27 H	UConn	5	3	69 A	Ga. Southern	14	4	103 A	South Alabama	7	10
				36 N	Houston	9	4	81 A	Incarnate Word	1	6	106 H	Troy	3	7
				37 N	Baylor	4	5	81 H	Incarnate Word	7	4	106 H	Troy	6	7
												106 H	Troy	8	7
												112 H	Utah	8	3
												114 H	Missouri St.	10	0
												125 A	McNeese	18	10
												125 A	McNeese	5	3
												137 H	A&M-Corpus Christi	5	12
												138 A	Rice	5	0
												138 H	Rice	7	6
												138 N	Rice	1	0
												141 H	Nevada	0	4
												147 H	La.-Monroe	6	5
												147 H	La.-Monroe	5	1
												147 H	La.-Monroe	13	1
												151 A	UTSA	8	3
												151 H	UTSA	14	1
												166 A	Appalachian St.	0	3
												166 A	Appalachian St.	8	3
												166 A	Appalachian St.	5	4
												211 H	Houston Baptist	17	8
				LAST 10 GAMES											
				106 H	Troy	6	7	69 A	Ga. Southern	0	12				
				106 H	Troy	3	7	13 A	Texas A&M	5	3				
				211 H	Houston Baptist	17	8	106 H	Troy	8	7				
				69 A	Ga. Southern	14	4	151 H	UTSA	14	1				
				69 A	Ga. Southern	8	2	166 A	Appalachian St.	0	3				

Non-Div. I Games:

Texas St.

Average RPI Win:		124	WON-LOST RECORD		WINNING PCT. RANK		LAST 10 GAMES		STRENGTH OF SCHEDULE		OPP. STRENGTH OF SCHEDULE		TEAM RPI		ADJ RPI		CONF. RPI		ADJ CONF. RPI	
DIV. I ONLY			21-12-0		.63636 63		7-3-0		109		43		52		.55696 52		10		10	
DIV. I NON-CONF.			13-6-0		.68421 53		3-2-0		120		24		29		.58051 29		10		10	
TOTALS		RPI 1-25		RPI 26-50		W-L RECORDS		RPI 51-100		RPI 101-150		RPI 150+								
21-12-0		1-3-0		2-2-0		OVERALL		5-1-0		9-5-0		4-1-0								
8-6-0		0-0-0		0-0-0		HOME		1-0-0		4-5-0		3-1-0								
10-6-0		1-3-0		2-2-0		AWAY		2-1-0		4-0-0		1-0-0								
3-0-0		0-0-0		0-0-0		NEUTRAL		2-0-0		1-0-0		0-0-0								
13-6-0		1-3-0		2-2-0		NON-CONFERENCE		3-0-0		3-0-0		4-1-0								
4-1-0		0-0-0		0-0-0		HOME		1-0-0		0-0-0		3-1-0								
6-5-0		1-3-0		2-0-		AWAY		0-0-0		2-0-0		1-0-0								
3-0-0		0-0-0		0-0-0		NEUTRAL		2-0-0		1-0-0		0-0-0								
8-6-0		0-0-0		0-0-0		CONFERENCE		2-1-0		6-5-0		0-0-0								
4-5-0		0-0-0		0-0-0		HOME		0-0-0		4-5-0		0-0-0								
4-1-0		0-0-0		0-0-0		AWAY		2-1-0		2-0-0		0-0-0								
0-0-0		0-0-0		0-0-0		NEUTRAL		0-0-0		0-0-0		0-0-0								
RPI	S	Opponent		Score		RPI	S	Opponent		Score		RPI	S	Opponent		Score				
8	A	Tennessee		3	8	29	A	Oregon		14	2	71	A	San Diego St.		6	11			
8	A	Tennessee		9	13	29	A	Oregon		7	8	71	A	San Diego St.		5	4			
8	A	Tennessee		10	7	29	A	Oregon		3	5	71	A	San Diego St.		2	0			
12	A	Stanford		0	2	29	A	Oregon		5	1	80	N	Kansas St.		11	3			
												83	N	Cal St. Fullerton		5	2			
												98	H	San Francisco		8	6			
														UNLV		3	4			
														UNLV		6	4			
														UNLV		3	7			
														Missouri St.		3	2			
														Pacific		17	2			
														Air Force		5	2			
														Air Force		6	0			
														Air Force		3	4			
														Air Force		13	7			
														Air Force		9	5			
														San Jose St.		5	7			
														San Jose St.		3	1			
														San Jose St.		1	2			
														Cal Poly		16	6			
														CSU Bakersfield		9	3			
														CSU Bakersfield		7	6			
														Utah Valley		3	4			
														Utah Valley		8	3			
														Utah Valley		6	3			
LAST 10 GAMES						LAST 10 GAMES						LAST 10 GAMES								
127 H Air Force						3	4	127 A Air Force						6	0					
127 A Air Force						5	2	139 A Cal Poly						16	6					
221 H CSU Bakersfield						7	6	29 A Oregon						7	8					
127 H Air Force						9	5	29 A Oregon						3	5					
127 H Air Force						13	7	29 A Oregon						5	1					

Non-Div. I Games:

Fresno St.

Average RPI Win:	165	WON-LOST RECORD	WINNING PCT. RANK	LAST 10 GAMES	STRENGTH OF SCHEDULE	OPP. STRENGTH OF SCHEDULE	TEAM RPI	ADJ RPI	CONF. RPI	ADJ CONF. RPI		
Average RPI Loss:	57											
DIV. I ONLY		22-9-0	.70968	23	6-4-0	194	34	53	.55614	53	13	13
DIV. I NON-CONF.		17-5-0	.77273	25	1-1-0	223	23	47	.56209	47	13	13
<hr/>												
TOTALS	RPI 1-25	RPI 26-50		W-L RECORDS		RPI 51-100		RPI 101-150		RPI 150+		
22-9-0	0-4-0	0-1-0		OVERALL		6-3-0		5-0-0		11-1-0		
12-2-0	0-0-0	0-0-0		HOME		6-2-0		0-0-0		6-0-0		
10-7-0	0-4-0	0-1-0		AWAY		0-1-0		5-0-0		5-1-0		
0-0-0	0-0-0	0-0-0		NEUTRAL		0-0-0		0-0-0		0-0-0		
17-5-0	0-1-0	0-1-0		NON-CONFERENCE		6-3-0		5-0-0		6-0-0		
9-2-0	0-0-0	0-0-0		HOME		6-2-0		0-0-0		3-0-0		
8-3-0	0-1-0	0-0-		AWAY		0-1-0		5-0-0		3-0-0		
0-0-0	0-0-0	0-0-0		NEUTRAL		0-0-0		0-0-0		0-0-0		
5-4-0	0-3-0	0-0-0		CONFERENCE		0-0-0		0-0-0		5-1-0		
3-0-0	0-0-0	0-0-0		HOME		0-0-0		0-0-0		3-0-0		
2-4-0	0-3-0	0-0-0		AWAY		0-0-0		0-0-0		2-1-0		
0-0-0	0-0-0	0-0-0		NEUTRAL		0-0-0		0-0-0		0-0-0		
<hr/>												
RPI S	Opponent	Score	RPI S	Opponent	Score	RPI S	Opponent	Score	RPI S	Opponent	Score	
1 A	UCLA	3 9	46 A	Loyola Marymount	3 7	58 H	San Diego	17 7	114 A	Missouri St.	3 2	
5 A	UC Santa Barbara	1 10				61 H	Washington	2 1	114 A	Missouri St.	4 1	
5 A	UC Santa Barbara	2 3				61 H	Washington	6 4	138 A	Rice	11 5	
5 A	UC Santa Barbara	1 4				61 H	Washington	5 9	138 A	Rice	7 0	
						71 A	San Diego St.	3 9	138 A	Rice	11 4	
						71 H	San Diego St.	6 5	200 H	Washington St.	4 1	
						74 H	St. John's (NY)	3 0	200 H	Washington St.	8 4	
						74 H	St. John's (NY)	3 4	200 H	Washington St.	5 1	
						74 H	St. John's (NY)	3 0	216 H	Long Beach St.	4 0	
									216 H	Long Beach St.	9 4	
									216 H	Long Beach St.	4 1	
									243 A	Hawaii	2 10	
									243 A	Hawaii	8 5	
									243 A	Hawaii	4 0	
									286 A	Utah Valley	17 4	
									286 A	Utah Valley	17 4	
									286 A	Utah Valley	15 0	
<hr/>												
LAST 10 GAMES												
71 H	San Diego St.	6 5	216 H	Long Beach St.	4 0							
5 A	UC Santa Barbara	2 3	216 H	Long Beach St.	4 1							
5 A	UC Santa Barbara	1 10	216 H	Long Beach St.	9 4							
5 A	UC Santa Barbara	1 4	243 A	Hawaii	4 0							
1 A	UCLA	3 9	243 A	Hawaii	8 5							

Non-Div. I Games:

UC Irvine

Average RPI Win:		139	WON-LOST RECORD		WINNING PCT. RANK	LAST 10 GAMES	STRENGTH OF SCHEDULE		OPP. STRENGTH OF SCHEDULE	TEAM RPI	ADJ RPI	CONF. RPI	ADJ CONF. RPI
Average RPI Loss:		91	21-13-0		.61765 77	5-5-0	75		84	54	.55555 54	11	11
DIV. I ONLY			10-9-0		.52632 137	0-3-0	126		42	132	.50841 132	11	11
DIV. I NON-CONF.													
TOTALS		RPI 1-25	RPI 26-50		W-L RECORDS		RPI 51-100		RPI 101-150		RPI 150+		
21-13-0		1-2-0	3-3-0		OVERALL		0-1-0		5-4-0		12-3-0		
14-4-0		0-0-0	0-2-0		HOME		0-0-0		4-1-0		10-1-0		
6-8-0		1-2-0	3-0-0		AWAY		0-1-0		1-3-0		1-2-0		
1-1-0		0-0-0	0-1-0		NEUTRAL		0-0-0		0-0-0		1-0-0		
10-9-0		1-2-0	0-3-0		NON-CONFERENCE		0-1-0		1-2-0		8-1-0		
8-4-0		0-0-0	0-2-0		HOME		0-0-0		1-1-0		7-1-0		
1-4-0		1-2-0	0-0-		AWAY		0-1-0		0-1-0		0-0-0		
1-1-0		0-0-0	0-1-0		NEUTRAL		0-0-0		0-0-0		1-0-0		
11-4-0		0-0-0	3-0-0		CONFERENCE		0-0-0		4-2-0		4-2-0		
6-0-0		0-0-0	0-0-0		HOME		0-0-0		3-0-0		3-0-0		
5-4-0		0-0-0	3-0-0		AWAY		0-0-0		1-2-0		1-2-0		
0-0-0		0-0-0	0-0-0		NEUTRAL		0-0-0		0-0-0		0-0-0		
RPI S	Opponent	Score	RPI S	Opponent	Score	RPI S	Opponent	Score	RPI S	Opponent	Score		
10 A	Mississippi St.	1 0	26 N	Ole Miss	2 11	97 A	Louisiana	5 6	103 A	South Alabama	1 4		
10 A	Mississippi St.	3 4	31 A	Louisiana Tech	12 9				103 H	South Alabama	6 15		
10 A	Mississippi St.	1 8	31 A	Louisiana Tech	10 5				122 H	Old Dominion	9 0		
			31 A	Louisiana Tech	5 1				122 H	Old Dominion	14 4		
			42 H	Gonzaga	2 4				122 H	Old Dominion	11 0		
			42 H	Gonzaga	8 10				146 A	FIU	6 16		
									146 A	FIU	4 6		
									146 A	FIU	15 7		
									147 H	La.-Monroe	5 4		
									151 A	UTSA	14 6		
									151 A	UTSA	5 6		
									151 A	UTSA	2 12		
									157 H	New Orleans	1 2		
									163 N	Nicholls St.	5 0		
									167 H	Purdue	7 6		
									167 H	Purdue	16 7		
									167 H	Purdue	4 2		
									184 H	Marshall	10 3		
									184 H	Marshall	4 3		
									184 H	Marshall	11 10		
									192 H	Southern U.	8 3		
									199 H	Holy Cross	4 1		
									199 H	Holy Cross	5 3		
									199 H	Holy Cross	4 0		
			LAST 10 GAMES										
			184 H	Marshall	4 3	26 N	Ole Miss	2 11					
			103 A	South Alabama	1 4	184 H	Marshall	11 10					
			146 A	FIU	15 7	184 H	Marshall	10 3					
			146 A	FIU	6 16	103 H	South Alabama	6 15					
			146 A	FIU	4 6	151 A	UTSA	14 6					

Non-Div. I Games:

Southern Miss.

Average RPI Win: 159		WON-LOST	WINNING	LAST 10	STRENGTH OF		OPP. STRENGTH	TEAM	ADJ	CONF.	ADJ CONF.
Average RPI Loss: 64		RECORD	PCT. RANK	GAMES	SCHEDULE		OF SCHEDULE	RPI	RPI	RPI	RPI
DIV. I ONLY		25-11-0	.69444	29	8-2-0		117	69	55	.55399	55
DIV. I NON-CONF.		13-8-0	.61905	92	2-0-0		94	93	85	.53435	85
TOTALS		RPI 1-25	RPI 26-50		W-L RECORDS		RPI 51-100		RPI 101-150		RPI 150+
25-11-0		1-2-0	1-5-0		OVERALL		1-2-0		9-0-0		13-2-0
18-7-0		0-1-0	1-5-0		HOME		0-0-0		9-0-0		8-1-0
7-4-0		1-1-0	0-0-0		AWAY		1-2-0		0-0-0		5-1-0
0-0-0		0-0-0	0-0-0		NEUTRAL		0-0-0		0-0-0		0-0-0
13-8-0		1-2-0	0-3-0		NON-CONFERENCE		1-2-0		3-0-0		8-1-0
11-5-0		0-1-0	0-3-0		HOME		0-0-0		3-0-0		8-1-0
2-3-0		1-1-0	0-0-0		AWAY		1-2-0		0-0-0		0-0-0
0-0-0		0-0-0	0-0-0		NEUTRAL		0-0-0		0-0-0		0-0-0
12-3-0		0-0-0	1-2-0		CONFERENCE		0-0-0		6-0-0		5-1-0
7-2-0		0-0-0	1-2-0		HOME		0-0-0		6-0-0		0-0-0
5-1-0		0-0-0	0-0-0		AWAY		0-0-0		0-0-0		5-1-0
0-0-0		0-0-0	0-0-0		NEUTRAL		0-0-0		0-0-0		0-0-0
RPI S	Opponent	Score	RPI S	Opponent	Score	RPI S	Opponent	Score	RPI S	Opponent	Score
18 A	Miami (FL)	4 11	31 H	Louisiana Tech	1 2	70 A	UCF	5 3	124 H	Cincinnati	9 0
18 A	Miami (FL)	6 4	31 H	Louisiana Tech	3 5	94 A	North Florida	5 7	124 H	Cincinnati	8 7
18 H	Miami (FL)	6 16	31 H	Louisiana Tech	11 3	94 A	North Florida	8 9	124 H	Cincinnati	5 3
			32 H	Illinois	3 5				138 H	Rice	12 4
			32 H	Illinois	6 7				138 H	Rice	12 7
			32 H	Illinois	10 11				138 H	Rice	4 2
									146 H	FIU	1 0
									146 H	FIU	7 1
									146 H	FIU	4 3
									152 A	UAB	5 6
									152 A	UAB	9 6
									152 A	UAB	6 2
									166 H	Appalachian St.	3 6
									177 H	Northeastern	7 4
									177 H	Northeastern	9 6
									177 H	Northeastern	2 1
									198 A	Charlotte	10 6
									198 A	Charlotte	12 5
									198 A	Charlotte	8 4
									206 H	Quinnipiac	7 0
									206 H	Quinnipiac	7 4
									262 H	Monmouth	11 4
									262 H	Monmouth	8 5
									262 H	Monmouth	9 4
			LAST 10 GAMES								
			70 A	UCF	5 3	198 A	Charlotte	10 6			
			31 H	Louisiana Tech	11 3	198 A	Charlotte	8 4			
			31 H	Louisiana Tech	1 2	18 A	Miami (FL)	6 4			
			31 H	Louisiana Tech	3 5	146 H	FIU	4 3			
			198 A	Charlotte	12 5	146 H	FIU	1 0			

Non-Div. I Games:

Fla. Atlantic

Average RPI Win:	144	WON-LOST RECORD	WINNING PCT. RANK	LAST 10 GAMES	STRENGTH OF SCHEDULE	OPP. STRENGTH OF SCHEDULE	TEAM RPI	ADJ RPI	CONF. RPI	ADJ CONF. RPI		
DIV. I ONLY		17-16-0	.51515	139	3-7-0	26	71	56	.55345	56	7	7
DIV. I NON-CONF.		9-9-0	.5	145	0-3-0	6	25	44	.5656	44	9	9
<hr/>												
TOTALS	RPI 1-25	RPI 26-50		W-L RECORDS		RPI 51-100		RPI 101-150		RPI 150+		
17-16-0	0-7-0	3-4-0		OVERALL		6-2-0		1-2-0		7-1-0		
9-4-0	0-2-0	2-1-0		HOME		1-0-0		0-0-0		6-1-0		
5-11-0	0-4-0	1-3-0		AWAY		3-2-0		1-2-0		0-0-0		
3-1-0	0-1-0	0-0-0		NEUTRAL		2-0-0		0-0-0		1-0-0		
9-9-0	0-7-0	0-1-0		NON-CONFERENCE		4-1-0		0-0-0		5-0-0		
5-2-0	0-2-0	0-0-0		HOME		1-0-0		0-0-0		4-0-0		
1-6-0	0-4-0	0-0-		AWAY		1-1-0		0-0-0		0-0-0		
3-1-0	0-1-0	0-0-0		NEUTRAL		2-0-0		0-0-0		1-0-0		
8-7-0	0-0-0	3-3-0		CONFERENCE		2-1-0		1-2-0		2-1-0		
4-2-0	0-0-0	2-1-0		HOME		0-0-0		0-0-0		2-1-0		
4-5-0	0-0-0	1-2-0		AWAY		2-1-0		1-2-0		0-0-0		
0-0-0	0-0-0	0-0-0		NEUTRAL		0-0-0		0-0-0		0-0-0		
RPI S	Opponent	Score		RPI S	Opponent	Score		RPI S	Opponent	Score		
1 A	UCLA	2	3	35 A	Arizona St.	3	4	58 A	San Diego	8	7	
3 A	Vanderbilt	3	6	41 A	BYU	2	4	58 A	San Diego	10	5	
3 A	Vanderbilt	2	6	41 A	BYU	7	13	58 A	San Diego	1	5	
5 A	UC Santa Barbara	2	3	41 A	BYU	7	0	60 N	California	7	5	
5 H	UC Santa Barbara	3	5	42 H	Gonzaga	3	1	73 H	Minnesota	13	12	
5 H	UC Santa Barbara	2	8	42 H	Gonzaga	4	2	78 A	Southern California	2	5	
12 N	Stanford	1	6	42 H	Gonzaga	2	3	83 A	Cal St. Fullerton	11	4	
								90 N	Wichita St.	13	8	

Non-Div. I Games:

Pepperdine



Average RPI Win:	137	WON-LOST	WINNING	LAST 10	STRENGTH OF	OPP. STRENGTH	TEAM	ADJ	CONF.	ADJ CONF.	
Average RPI Loss:	101	RECORD	PCT. RANK	GAMES	SCHEDULE	OF SCHEDULE	RPI	RPI	RPI	RPI	
DIV. I ONLY	25-13-0	.65789	44	7-3-0	134	76	57	.55322	57	9	9
DIV. I NON-CONF.	14-9-0	.6087	97	2-1-0	108	88	61	.55352	61	8	8
<hr/>											
TOTALS	RPI 1-25	RPI 26-50		W-L RECORDS		RPI 51-100		RPI 101-150		RPI 150+	
25-13-0	0-0-0	2-1-0		OVERALL		8-6-0		6-4-0		9-2-0	
10-7-0	0-0-0	1-0-0		HOME		3-3-0		4-2-0		2-2-0	
15-5-0	0-0-0	1-1-0		AWAY		5-2-0		2-2-0		7-0-0	
0-1-0	0-0-0	0-0-0		NEUTRAL		0-1-0		0-0-0		0-0-0	
<hr/>											
14-9-0	0-0-0	2-1-0		NON-CONFERENCE		4-4-0		2-2-0		6-2-0	
5-3-0	0-0-0	1-0-0		HOME		2-1-0		0-0-0		2-2-0	
9-5-0	0-0-0	1-0-		AWAY		2-2-0		2-2-0		4-0-0	
0-1-0	0-0-0	0-0-0		NEUTRAL		0-1-0		0-0-0		0-0-0	
<hr/>											
11-4-0	0-0-0	0-0-0		CONFERENCE		4-2-0		4-2-0		3-0-0	
5-4-0	0-0-0	0-0-0		HOME		1-2-0		4-2-0		0-0-0	
6-0-0	0-0-0	0-0-0		AWAY		3-0-0		0-0-0		3-0-0	
0-0-0	0-0-0	0-0-0		NEUTRAL		0-0-0		0-0-0		0-0-0	
<hr/>											
RPI S	Opponent	Score	RPI S	Opponent	Score	RPI S	Opponent	Score	RPI S	Opponent	Score
			30 A	DBU	9 0	67 A	TCU	2 3	103 H	South Alabama	6 3
			37 H	Baylor	2 1	67 H	TCU	6 3	103 H	South Alabama	9 7
			43 A	Oklahoma	1 9	67 N	TCU	3 5	103 H	South Alabama	11 5
						69 H	Ga. Southern	3 5	110 H	Little Rock	11 1
						69 H	Ga. Southern	8 15	110 H	Little Rock	7 9
						69 H	Ga. Southern	12 5	110 H	Little Rock	3 13
						81 A	Incarnate Word	3 2	137 A	A&M-Corpus Christi	10 9
						81 A	Incarnate Word	2 6	137 A	A&M-Corpus Christi	7 3
						81 A	Incarnate Word	7 3	137 A	A&M-Corpus Christi	1 5
						90 H	Wichita St.	6 8	137 A	A&M-Corpus Christi	3 9
						90 H	Wichita St.	5 2	156 H	SFA	9 8
						92 A	Arkansas St.	9 3	156 H	SFA	9 11
						92 A	Arkansas St.	4 3	173 A	Abilene Christian	2 0
						92 A	Arkansas St.	5 3	173 H	Abilene Christian	2 4
									223 A	Georgia St.	4 3
									223 A	Georgia St.	4 2
									223 A	Georgia St.	14 6
									242 A	Seattle U	6 5
									242 A	Seattle U	2 1
									242 A	Seattle U	3 1
									289 H	Ark.-Pine Bluff	10 2
<hr/>											
LAST 10 GAMES											
			67 H	TCU	6 3	110 H	Little Rock	11 1			
			92 A	Arkansas St.	9 3	110 H	Little Rock	7 9			
			92 A	Arkansas St.	5 3	110 H	Little Rock	3 13			
			92 A	Arkansas St.	4 3	67 A	TCU	2 3			
			37 H	Baylor	2 1	103 H	South Alabama	11 5			

Non-Div. I Games:

UT Arlington

Average RPI Win:	107	WON-LOST	WINNING	LAST 10	STRENGTH OF	OPP. STRENGTH	TEAM	ADJ	CONF.	ADJ CONF.	
Average RPI Loss:	69	RECORD	PCT. RANK	GAMES	SCHEDULE	OF SCHEDULE	RPI	RPI	RPI	RPI	
DIV. I ONLY	23-14-0	.62162	75	5-5-0	69	53	58	.55303	58	7	7
DIV. I NON-CONF.	16-6-0	.72727	38	2-1-0	144	63	55	.55679	55	9	9
<hr/>											
TOTALS	RPI 1-25	RPI 26-50		W-L RECORDS		RPI 51-100		RPI 101-150		RPI 150+	
23-14-0	1-0-0	5-7-0		OVERALL		9-5-0		2-1-0		6-1-0	
14-8-0	0-0-0	2-2-0		HOME		7-4-0		1-1-0		4-1-0	
6-6-0	0-0-0	2-5-0		AWAY		1-1-0		1-0-0		2-0-0	
3-0-0	1-0-0	1-0-0		NEUTRAL		1-0-0		0-0-0		0-0-0	
16-6-0	1-0-0	1-2-0		NON-CONFERENCE		6-2-0		2-1-0		6-1-0	
9-4-0	0-0-0	0-1-0		HOME		4-1-0		1-1-0		4-1-0	
4-2-0	0-0-0	0-0-		AWAY		1-1-0		1-0-0		2-0-0	
3-0-0	1-0-0	1-0-0		NEUTRAL		1-0-0		0-0-0		0-0-0	
7-8-0	0-0-0	4-5-0		CONFERENCE		3-3-0		0-0-0		0-0-0	
5-4-0	0-0-0	2-1-0		HOME		3-3-0		0-0-0		0-0-0	
2-4-0	0-0-0	2-4-0		AWAY		0-0-0		0-0-0		0-0-0	
0-0-0	0-0-0	0-0-0		NEUTRAL		0-0-0		0-0-0		0-0-0	
RPI S	Opponent	Score	RPI S	Opponent	Score	RPI S	Opponent	Score	RPI S	Opponent	Score
21 N	Indiana	5 3	35 A	Arizona St.	2 12	53 A	UC Irvine	7 17	112 H	Utah	5 6
			39 N	Coastal Caro.	8 5	56 H	Pepperdine	5 1	114 H	Missouri St.	14 4
			41 H	BYU	15 5	56 H	Pepperdine	5 10	116 A	California Baptist	5 4
			41 H	BYU	6 5	56 H	Pepperdine	7 8	195 A	UC Riverside	31 3
			41 H	BYU	4 17	67 H	TCU	9 6	195 H	UC Riverside	7 6
			42 A	Gonzaga	3 15	71 A	San Diego St.	4 2	216 A	Long Beach St.	4 0
			42 A	Gonzaga	4 2	73 N	Minnesota	6 5	216 H	Long Beach St.	4 5
			42 A	Gonzaga	9 11	74 H	St. John's (NY)	5 7	234 H	Wagner	3 1
			43 H	Oklahoma	1 6	74 H	St. John's (NY)	2 1	234 H	Wagner	14 0
			46 A	Loyola Marymount	4 10	74 H	St. John's (NY)	9 3	234 H	Wagner	15 9
			46 A	Loyola Marymount	2 3	83 H	Cal St. Fullerton	6 2			
			46 A	Loyola Marymount	11 8	98 H	San Francisco	10 3			
						98 H	San Francisco	4 10			
						98 H	San Francisco	6 4			
<hr/>											
LAST 10 GAMES											
116 A	California Baptist	5 4	41 H	BYU	4 17						
46 A	Loyola Marymount	11 8	41 H	BYU	6 5						
46 A	Loyola Marymount	2 3	41 H	BYU	15 5						
46 A	Loyola Marymount	4 10	195 H	UC Riverside	7 6						
216 H	Long Beach St.	4 5	42 A	Gonzaga	9 11						

Non-Div. I Games:

San Diego

Average RPI Win: 163		WON-LOST	WINNING	LAST 10	STRENGTH OF		OPP. STRENGTH	TEAM	ADJ		CONF.	ADJ CONF.			
Average RPI Loss: 116		RECORD	PCT. RANK	GAMES	SCHEDULE		OF SCHEDULE	RPI	RPI		RPI	RPI			
DIV. I ONLY		24-13-0	.64865	49	7-3-0		96	170	59	.55085	59	21	21		
DIV. I NON-CONF.		12-10-0	.54545	132	3-1-0		40	207	71	.5451	71	21	21		
TOTALS		RPI 1-25	RPI 26-50		W-L RECORDS		RPI 51-100		RPI 101-150		RPI 150+				
24-13-0		1-2-0	0-1-0		OVERALL		3-4-0		4-1-0		16-5-0				
14-5-0		1-1-0	0-0-0		HOME		0-0-0		3-0-0		10-4-0				
9-7-0		0-1-0	0-1-0		AWAY		2-3-0		1-1-0		6-1-0				
1-1-0		0-0-0	0-0-0		NEUTRAL		1-1-0		0-0-0		0-0-0				
12-10-0		1-2-0	0-1-0		NON-CONFERENCE		3-4-0		1-1-0		7-2-0				
7-3-0		1-1-0	0-0-0		HOME		0-0-0		0-0-0		6-2-0				
4-6-0		0-1-0	0-0-		AWAY		2-3-0		1-1-0		1-0-0				
1-1-0		0-0-0	0-0-0		NEUTRAL		1-1-0		0-0-0		0-0-0				
12-3-0		0-0-0	0-0-0		CONFERENCE		0-0-0		3-0-0		9-3-0				
7-2-0		0-0-0	0-0-0		HOME		0-0-0		3-0-0		4-2-0				
5-1-0		0-0-0	0-0-0		AWAY		0-0-0		0-0-0		5-1-0				
0-0-0		0-0-0	0-0-0		NEUTRAL		0-0-0		0-0-0		0-0-0				
RPI S	Opponent	Score		RPI S	Opponent	Score		RPI S	Opponent	Score		RPI S	Opponent	Score	
11 H	East Carolina	7	6	39 A	Coastal Caro.	2	11	63 N	VCU	7	8	107 A	Elon	15	7
20 A	North Carolina	2	4					72 A	Duke	12	6	122 A	Old Dominion	3	4
22 H	NC State	1	10					77 N	Maryland	10	6	132 H	Presbyterian	5	3
								89 A	William & Mary	5	14	132 H	Presbyterian	11	4
								89 A	William & Mary	2	5	132 H	Presbyterian	3	2
								89 A	William & Mary	1	4	153 A	Gardner-Webb	8	9
								95 A	UNC Greensboro	7	4	153 A	Gardner-Webb	10	5
												153 A	Gardner-Webb	11	3
												155 H	Radford	6	2
												155 H	Radford	2	6
												155 H	Radford	7	0
												158 A	High Point	8	6
												158 A	High Point	13	8
												158 A	High Point	8	2
												182 H	Fairfield	3	2
												182 H	Fairfield	11	6
												182 H	Fairfield	6	3
												196 H	UNCW	1	5
												222 H	UNC Asheville	21	1
												222 H	UNC Asheville	0	3
												222 H	UNC Asheville	6	3
LAST 10 GAMES															
182 H	Fairfield	6	3	155 H	Radford	2	6	244 A	N.C. Central	3	1	244 H	N.C. Central	4	7
182 H	Fairfield	11	6	107 A	Elon	15	7	275 H	Georgetown	7	4	275 H	Georgetown	7	4
95 A	UNC Greensboro	7	4	153 A	Gardner-Webb	11	3	275 H	Georgetown	7	4	275 H	Georgetown	9	5
155 H	Radford	7	0	153 A	Gardner-Webb	10	5								
155 H	Radford	6	2	153 A	Gardner-Webb	8	9								

Non-Div. I Games:

Campbell

Average RPI Win:	124	WON-LOST RECORD	WINNING PCT. RANK	LAST 10 GAMES	STRENGTH OF SCHEDULE	OPP. STRENGTH OF SCHEDULE	TEAM RPI	ADJ RPI	CONF. RPI	ADJ CONF. RPI				
DIV. I ONLY		19-12-0	.6129	80	8-2-0	142	3	60	.54994	60	3	3		
DIV. I NON-CONF.		12-7-0	.63158	84	3-1-0	131	18	60	.55503	60	2	2		
<hr/>														
TOTALS	RPI 1-25	RPI 26-50		W-L RECORDS		RPI 51-100		RPI 101-150		RPI 150+				
19-12-0	2-4-0	1-0-0		OVERALL		6-6-0		4-1-0		6-1-0				
10-3-0	0-0-0	0-0-0		HOME		3-3-0		1-0-0		6-0-0				
8-6-0	2-4-0	0-0-0		AWAY		3-1-0		3-1-0		0-0-0				
1-3-0	0-0-0	1-0-0		NEUTRAL		0-2-0		0-0-0		0-1-0				
12-7-0	1-2-0	1-0-0		NON-CONFERENCE		3-3-0		4-1-0		3-1-0				
6-1-0	0-0-0	0-0-0		HOME		2-1-0		1-0-0		3-0-0				
5-3-0	1-2-0	0-0-		AWAY		1-0-0		3-1-0		0-0-0				
1-3-0	0-0-0	1-0-0		NEUTRAL		0-2-0		0-0-0		0-1-0				
7-5-0	1-2-0	0-0-0		CONFERENCE		3-3-0		0-0-0		3-0-0				
4-2-0	0-0-0	0-0-0		HOME		1-2-0		0-0-0		3-0-0				
3-3-0	1-2-0	0-0-0		AWAY		2-1-0		0-0-0		0-0-0				
0-0-0	0-0-0	0-0-0		NEUTRAL		0-0-0		0-0-0		0-0-0				
RPI	S	Opponent	Score		RPI	S	Opponent	Score		RPI	S	Opponent	Score	
2	A	Oregon St.	2	3	41	N	BYU	10	6	56	N	Pepperdine	5	7
2	A	Oregon St.	5	10						75	A	Saint Mary's (CA)	9	3
2	A	Oregon St.	3	2						75	H	Saint Mary's (CA)	3	10
15	A	LSU	4	5						75	H	Saint Mary's (CA)	13	1
15	A	LSU	5	2						78	H	Southern California	4	9
15	A	LSU	3	4						78	H	Southern California	9	8
										78	H	Southern California	0	1
										88	A	Arizona	7	3
										88	A	Arizona	10	7
										88	A	Arizona	2	4
										93	N	Northwestern	5	9
										98	H	San Francisco	10	7

Non-Div. I Games:

California

Average RPI Win:		147	WON-LOST RECORD		WINNING PCT. RANK		LAST 10 GAMES		STRENGTH OF SCHEDULE		OPP. STRENGTH OF SCHEDULE		TEAM RPI		ADJ RPI		CONF. RPI		ADJ CONF. RPI					
DIV. I ONLY			16-15-0		.51613 137		2-8-0		63		26		61		.54839 61		3		3					
DIV. I NON-CONF.			11-5-0		.6875 52		2-0-0		177		140		65		.55104 64		2		2					
TOTALS		RPI 1-25		RPI 26-50		W-L RECORDS		RPI 51-100		RPI 101-150		RPI 150+												
16-15-0		0-7-0		2-3-0		OVERALL		5-5-0		4-0-0		5-0-0												
7-3-0		0-3-0		0-0-0		HOME		3-0-0		4-0-0		0-0-0												
5-10-0		0-3-0		2-2-0		AWAY		1-5-0		0-0-0		2-0-0												
4-2-0		0-1-0		0-1-0		NEUTRAL		1-0-0		0-0-0		3-0-0												
11-5-0		0-1-0		0-2-0		NON-CONFERENCE		2-2-0		4-0-0		5-0-0												
4-0-0		0-0-0		0-0-0		HOME		0-0-0		4-0-0		0-0-0												
3-3-0		0-0-0		0-0-		AWAY		1-2-0		0-0-0		2-0-0												
4-2-0		0-1-0		0-1-0		NEUTRAL		1-0-0		0-0-0		3-0-0												
5-10-0		0-6-0		2-1-0		CONFERENCE		3-3-0		0-0-0		0-0-0												
3-3-0		0-3-0		0-0-0		HOME		3-0-0		0-0-0		0-0-0												
2-7-0		0-3-0		2-1-0		AWAY		0-3-0		0-0-0		0-0-0												
0-0-0		0-0-0		0-0-0		NEUTRAL		0-0-0		0-0-0		0-0-0												
RPI	S	Opponent		Score		RPI	S	Opponent		Score		RPI	S	Opponent		Score								
2	H	Oregon St.		3	4	29	A	Oregon		19	3	53	A	UC Irvine		9	5	116	H	California Baptist		3	2	
2	H	Oregon St.		7	10	29	A	Oregon		0	1	53	A	UC Irvine		1	2	139	H	Cal Poly		9	3	
2	H	Oregon St.		0	1	29	A	Oregon		9	3	53	A	UC Irvine		4	6	139	H	Cal Poly		11	7	
12	A	Stanford		1	6	39	N	Coastal Caro.		2	5	73	N	Minnesota		7	5	139	H	Cal Poly		5	0	
12	A	Stanford		2	3	42	A	Gonzaga		4	5	78	H	Southern California		7	1	242	A	Seattle U		6	3	
12	A	Stanford		2	8							78	H	Southern California		3	2	285	A	Santa Clara		11	1	
21	N	Indiana		0	1							78	H	Southern California		4	3	291	N	Northern Colo.		3	2	
												88	A	Arizona		2	14	291	N	Northern Colo.		11	1	
												88	A	Arizona		3	9	291	N	Northern Colo.		25	8	
												88	A	Arizona		4	7							
LAST 10 GAMES																								
						291	N	Northern Colo.		25	8	12	A	Stanford		2	8							
						291	N	Northern Colo.		11	1	116	H	California Baptist		3	2							
						285	A	Santa Clara		11	1	88	A	Arizona		4	7							
						12	A	Stanford		1	6	88	A	Arizona		2	14							
						12	A	Stanford		2	3	88	A	Arizona		3	9							

Non-Div. I Games:

Washington

Average RPI Win: 132		WON-LOST	WINNING	LAST 10	STRENGTH OF		OPP. STRENGTH	TEAM	ADJ		CONF.	ADJ CONF.
Average RPI Loss: 48		RECORD	PCT. RANK	GAMES	SCHEDULE		OF SCHEDULE	RPI	RPI		RPI	RPI
DIV. I ONLY		22-13-0	.62857	69	5-5-0		104	4	62		.54815	62
DIV. I NON-CONF.		12-5-0	.70588	47	0-2-0		260	10	144		.50299	144
TOTALS		RPI 1-25	RPI 26-50		W-L RECORDS		RPI 51-100		RPI 101-150		RPI 150+	
22-13-0		5-7-0	2-1-0		OVERALL		2-4-0		3-1-0		10-0-0	
18-6-0		3-1-0	2-1-0		HOME		2-4-0		1-0-0		10-0-0	
4-6-0		2-5-0	0-0-0		AWAY		0-0-0		2-1-0		0-0-0	
0-1-0		0-1-0	0-0-0		NEUTRAL		0-0-0		0-0-0		0-0-0	
12-5-0		0-3-0	0-0-0		NON-CONFERENCE		1-2-0		1-0-0		10-0-0	
12-3-0		0-1-0	0-0-0		HOME		1-2-0		1-0-0		10-0-0	
0-1-0		0-1-0	0-0-		AWAY		0-0-0		0-0-0		0-0-0	
0-1-0		0-1-0	0-0-0		NEUTRAL		0-0-0		0-0-0		0-0-0	
10-8-0		5-4-0	2-1-0		CONFERENCE		1-2-0		2-1-0		0-0-0	
6-3-0		3-0-0	2-1-0		HOME		1-2-0		0-0-0		0-0-0	
4-5-0		2-4-0	0-0-0		AWAY		0-0-0		2-1-0		0-0-0	
0-0-0		0-0-0	0-0-0		NEUTRAL		0-0-0		0-0-0		0-0-0	
RPI S	Opponent	Score	RPI S	Opponent	Score	RPI S	Opponent	Score	RPI S	Opponent	Score	
18 A	Miami (FL)	0 11	45 H	Virginia Tech	9 8	66 H	Boston College	7 10	121 A	Notre Dame	7 1	
18 A	Miami (FL)	6 5	45 H	Virginia Tech	5 2	66 H	Boston College	0 8	121 A	Notre Dame	3 1	
18 A	Miami (FL)	0 4	45 H	Virginia Tech	0 6	66 H	Boston College	4 3	121 A	Notre Dame	3 12	
22 A	NC State	8 9				70 H	UCF	7 9	146 H	FIU	9 6	
22 A	NC State	0 16				94 H	North Florida	4 3	191 H	Maine	9 1	
22 A	NC State	7 5				100 H	Jacksonville	2 3	191 H	Maine	6 5	
24 H	Clemson	6 2							191 H	Maine	11 0	
24 H	Clemson	6 4							191 H	Maine	16 3	
24 H	Clemson	16 2							203 H	Mercer	5 1	
25 A	Florida	7 20							203 H	Mercer	9 5	
25 H	Florida	1 3							203 H	Mercer	12 1	
25 N	Florida	2 4							259 H	Youngstown St.	7 4	
									259 H	Youngstown St.	4 2	
									259 H	Youngstown St.	24 2	
LAST 10 GAMES												
			45 H	Virginia Tech	5 2	24 H	Clemson	16 2				
			45 H	Virginia Tech	0 6	24 H	Clemson	6 2				
			259 H	Youngstown St.	24 2	25 H	Florida	1 3				
			191 H	Maine	6 5	18 A	Miami (FL)	6 5				
			24 H	Clemson	6 4	18 A	Miami (FL)	0 4				

Non-Div. I Games:

Florida St.

Average RPI Win: 180		WON-LOST RECORD	WINNING PCT. RANK	LAST 10 GAMES	STRENGTH OF SCHEDULE	OPP. STRENGTH OF SCHEDULE	TEAM RPI	ADJ RPI		CONF. RPI	ADJ CONF. RPI		
Average RPI Loss: 102													
DIV. I ONLY		27-10-0	.72973	15	7-3-0	165	153	63	.54807	63	18	18	
DIV. I NON-CONF.		17-8-0	.68	57	1-2-0	203	111	87	.53335	87	23	23	
<hr/>													
TOTALS		RPI 1-25		RPI 26-50		W-L RECORDS		RPI 51-100		RPI 101-150		RPI 150+	
27-10-0		1-0-0		0-1-0		OVERALL		2-5-0		5-2-0		19-2-0	
17-5-0		0-0-0		0-0-0		HOME		0-2-0		5-1-0		12-2-0	
9-4-0		1-0-0		0-1-0		AWAY		1-2-0		0-1-0		7-0-0	
1-1-0		0-0-0		0-0-0		NEUTRAL		1-1-0		0-0-0		0-0-0	
17-8-0		1-0-0		0-1-0		NON-CONFERENCE		2-5-0		2-2-0		12-0-0	
10-3-0		0-0-0		0-0-0		HOME		0-2-0		2-1-0		8-0-0	
6-4-0		1-0-0		0-0-		AWAY		1-2-0		0-1-0		4-0-0	
1-1-0		0-0-0		0-0-0		NEUTRAL		1-1-0		0-0-0		0-0-0	
10-2-0		0-0-0		0-0-0		CONFERENCE		0-0-0		3-0-0		7-2-0	
7-2-0		0-0-0		0-0-0		HOME		0-0-0		3-0-0		4-2-0	
3-0-0		0-0-0		0-0-0		AWAY		0-0-0		0-0-0		3-0-0	
0-0-0		0-0-0		0-0-0		NEUTRAL		0-0-0		0-0-0		0-0-0	
RPI	S	Opponent		Score		RPI	S	Opponent		Score			
20	A	North Carolina		11 8		39	A	Coastal Caro.		8 10			
						59	N	Campbell		8 7			
						70	A	UCF		9 10			
						70	A	UCF		2 8			
						70	A	UCF		4 3			
						77	H	Maryland		3 4			
						77	N	Maryland		3 5			
						89	H	William & Mary		3 7			
										122	A	Old Dominion	5 6
										122	H	Old Dominion	5 7
										123	H	Marist	8 1
										123	H	Marist	9 3
										133	H	Massachusetts	5 2
										133	H	Massachusetts	3 1
										133	H	Massachusetts	7 2
										171	H	Fordham	1 11
										171	H	Fordham	3 0
										171	H	Fordham	8 3
										179	H	Davidson	2 3
										179	H	Davidson	7 3
										179	H	Davidson	13 1
										183	A	Wofford	13 3
										197	H	Lafayette	7 6
										197	H	Lafayette	6 3
										197	H	Lafayette	7 3
										210	H	Cornell	9 3
										210	H	Cornell	6 1
										210	H	Cornell	2 0
										227	A	La Salle	9 6
										227	A	La Salle	11 2
										227	A	La Salle	28 4
										238	A	USC Upstate	7 4
										238	A	USC Upstate	14 2
										249	H	VMI	15 2
										263	H	Towson	6 0
<hr/>													
LAST 10 GAMES													
						210	H	Cornell		9 3			
						238	A	USC Upstate		14 2			
						238	A	USC Upstate		7 4			
						183	A	Wofford		13 3			
						122	H	Old Dominion		5 7			
						171	H	Fordham		8 3			
						171	H	Fordham		1 11			
						171	H	Fordham		3 0			
						122	A	Old Dominion		5 6			
						227	A	La Salle		28 4			

Non-Div. I Games:

VCU

RPI	S	Opponent	Score	
292	A	Longwood	12	6

VCU

VCU



Average RPI Win:		187	WON-LOST RECORD		WINNING PCT. RANK	LAST 10 GAMES		STRENGTH OF SCHEDULE		OPP. STRENGTH OF SCHEDULE	TEAM RPI	ADJ RPI	CONF. RPI	ADJ CONF. RPI			
Average RPI Loss:		93	25-11-0		.69444	29	6-4-0	179		138	64	.54707	64	8	8		
DIV. I ONLY			20-8-0		.71429	42	3-1-0	166		177	56	.55672	56	7	7		
DIV. I NON-CONF.																	
TOTALS		RPI 1-25		RPI 26-50		W-L RECORDS		RPI 51-100		RPI 101-150		RPI 150+					
25-11-0		1-3-0		1-2-0		OVERALL		2-2-0		2-0-0		19-4-0					
13-2-0		0-0-0		1-1-0		HOME		2-1-0		2-0-0		8-0-0					
8-8-0		1-3-0		0-0-0		AWAY		0-1-0		0-0-0		7-4-0					
4-1-0		0-0-0		0-1-0		NEUTRAL		0-0-0		0-0-0		4-0-0					
20-8-0		1-3-0		1-2-0		NON-CONFERENCE		0-1-0		2-0-0		16-2-0					
10-1-0		0-0-0		1-1-0		HOME		0-0-0		2-0-0		7-0-0					
6-6-0		1-3-0		0-0-		AWAY		0-1-0		0-0-0		5-2-0					
4-1-0		0-0-0		0-1-0		NEUTRAL		0-0-0		0-0-0		4-0-0					
5-3-0		0-0-0		0-0-0		CONFERENCE		2-1-0		0-0-0		3-2-0					
3-1-0		0-0-0		0-0-0		HOME		2-1-0		0-0-0		1-0-0					
2-2-0		0-0-0		0-0-0		AWAY		0-0-0		0-0-0		2-2-0					
0-0-0		0-0-0		0-0-0		NEUTRAL		0-0-0		0-0-0		0-0-0					
RPI	S	Opponent		Score		RPI	S	Opponent		Score		RPI	S	Opponent		Score	
1	A	UCLA		7	5	28	N	Oklahoma St.		2	3	73	H	Minnesota		4	6
16	A	Texas Tech		3	10	49	H	Indiana St.		6	4	73	H	Minnesota		8	0
16	A	Texas Tech		5	8	49	H	Indiana St.		7	8	73	H	Minnesota		5	3
16	A	Texas Tech		2	11							78	A	Southern California		1	4

Non-Div. I Games:

Michigan



RPI	S	Opponent	Score	
290	H	Fairleigh Dickinson	19	6
290	H	Fairleigh Dickinson	13	0
290	H	Fairleigh Dickinson	12	11

Bryant

B  
r  
y  
a  
n  
t

B  
r  
y  
a  
n  
t

Average RPI Win: 139		WON-LOST	WINNING	LAST 10	STRENGTH OF		OPP. STRENGTH	TEAM	ADJ	CONF.	ADJ CONF.
Average RPI Loss: 79		RECORD	PCT. RANK	GAMES	SCHEDULE		OF SCHEDULE	RPI	RPI	RPI	RPI
DIV. I ONLY		19-19-0	.5	146	5-5-0		34	80	66	.54631	66
DIV. I NON-CONF.		12-8-0	.6	102	3-1-0		231	190	129	.51077	129
TOTALS		RPI 1-25	RPI 26-50		W-L RECORDS		RPI 51-100		RPI 101-150		RPI 150+
19-19-0		4-8-0	1-3-0		OVERALL		3-3-0		1-1-0		10-4-0
7-8-0		3-6-0	0-0-0		HOME		0-0-0		1-1-0		3-1-0
11-9-0		1-2-0	1-1-0		AWAY		3-3-0		0-0-0		6-3-0
1-2-0		0-0-0	0-2-0		NEUTRAL		0-0-0		0-0-0		1-0-0
12-8-0		0-0-0	1-3-0		NON-CONFERENCE		0-0-0		1-1-0		10-4-0
4-2-0		0-0-0	0-0-0		HOME		0-0-0		1-1-0		3-1-0
7-4-0		0-0-0	1-0-		AWAY		0-0-0		0-0-0		6-3-0
1-2-0		0-0-0	0-2-0		NEUTRAL		0-0-0		0-0-0		1-0-0
7-11-0		4-8-0	0-0-0		CONFERENCE		3-3-0		0-0-0		0-0-0
3-6-0		3-6-0	0-0-0		HOME		0-0-0		0-0-0		0-0-0
4-5-0		1-2-0	0-0-0		AWAY		3-3-0		0-0-0		0-0-0
0-0-0		0-0-0	0-0-0		NEUTRAL		0-0-0		0-0-0		0-0-0
RPI S	Opponent	Score	RPI S	Opponent	Score	RPI S	Opponent	Score	RPI S	Opponent	Score
4 A	Louisville	4 11	27 A	UConn	1 3	62 A	Florida St.	3 4	102 H	Rhode Island	4 0
4 A	Louisville	0 4	33 A	Kentucky	12 3	62 A	Florida St.	10 7	133 H	Massachusetts	2 6
4 A	Louisville	6 4	40 N	Evansville	0 4	62 A	Florida St.	8 0	175 A	Eastern Ky.	13 2
9 H	Georgia Tech	0 7	40 N	Evansville	3 4	84 A	Wake Forest	9 22	175 A	Eastern Ky.	6 4
9 H	Georgia Tech	9 2				84 A	Wake Forest	5 3	177 A	Northeastern	2 4
9 H	Georgia Tech	1 9				84 A	Wake Forest	3 13	177 N	Northeastern	5 3
22 H	NC State	4 16							199 H	Holy Cross	11 4
22 H	NC State	3 1							205 H	Hartford	4 7
22 H	NC State	5 6							206 H	Quinnipiac	11 5
24 H	Clemson	5 9							231 H	Siena	7 5
24 H	Clemson	1 8							264 A	Bethune-Cookman	14 5
24 H	Clemson	3 2							264 A	Bethune-Cookman	7 8
									264 A	Bethune-Cookman	4 8
									273 A	Jackson St.	9 5
									273 A	Jackson St.	7 3
									273 A	Jackson St.	11 2
			LAST 10 GAMES								
			175 A	Eastern Ky.	13 2	9 H	Georgia Tech	9 2			
			273 A	Jackson St.	9 5	206 H	Quinnipiac	11 5			
			177 N	Northeastern	5 3	102 H	Rhode Island	4 0			
			9 H	Georgia Tech	0 7	22 H	NC State	3 1			
			9 H	Georgia Tech	1 9	22 H	NC State	4 16			

Non-Div. I Games:

Boston College

Average RPI Win:		127	WON-LOST RECORD		WINNING PCT. RANK		LAST 10 GAMES		STRENGTH OF SCHEDULE		OPP. STRENGTH OF SCHEDULE		TEAM RPI		ADJ RPI		CONF. RPI		ADJ CONF. RPI	
DIV. I ONLY			22-13-0		.62857 69		5-5-0		101		52		67		.54625 67		2		2	
DIV. I NON-CONF.			17-9-0		.65385 66		3-3-0		180		72		88		.53159 88		3		3	
TOTALS		RPI 1-25		RPI 26-50		W-L RECORDS		RPI 51-100		RPI 101-150		RPI 150+								
22-13-0		1-1-0		6-5-0		OVERALL		3-3-0		3-2-0		9-2-0								
14-5-0		0-0-0		3-3-0		HOME		1-0-0		3-1-0		7-1-0								
4-5-0		0-0-0		2-2-0		AWAY		0-2-0		0-0-0		2-1-0								
4-3-0		1-1-0		1-0-0		NEUTRAL		2-1-0		0-1-0		0-0-0								
17-9-0		1-1-0		1-1-0		NON-CONFERENCE		3-3-0		3-2-0		9-2-0								
11-2-0		0-0-0		0-0-0		HOME		1-0-0		3-1-0		7-1-0								
2-4-0		0-0-0		0-0-		AWAY		0-2-0		0-0-0		2-1-0								
4-3-0		1-1-0		1-0-0		NEUTRAL		2-1-0		0-1-0		0-0-0								
5-4-0		0-0-0		5-4-0		CONFERENCE		0-0-0		0-0-0		0-0-0								
3-3-0		0-0-0		3-3-0		HOME		0-0-0		0-0-0		0-0-0								
2-1-0		0-0-0		2-1-0		AWAY		0-0-0		0-0-0		0-0-0								
0-0-0		0-0-0		0-0-0		NEUTRAL		0-0-0		0-0-0		0-0-0								
RPI	S	Opponent		Score		RPI	S	Opponent		Score		RPI	S	Opponent		Score				
3	N	Vanderbilt		10	2	28	H	Oklahoma St.		6	7	57	A	UT Arlington		3	6			
13	N	Texas A&M		0	1	28	H	Oklahoma St.		8	9	57	H	UT Arlington		3	2			
						28	H	Oklahoma St.		7	4	57	N	UT Arlington		5	3			
						30	A	DBU		6	11	58	A	San Diego		6	9			
						34	H	Texas		12	8	83	N	Cal St. Fullerton		0	2			
						34	H	Texas		1	13	96	N	Virginia		9	4			
						34	H	Texas		3	2									
						36	N	Houston		10	6									
						43	A	Oklahoma		4	2									
						43	A	Oklahoma		6	4									
						43	A	Oklahoma		6	7									
LAST 10 GAMES																				
						202	H	Seton Hall		8	6	43	A	Oklahoma		6	4			
						202	H	Seton Hall		5	1	43	A	Oklahoma		4	2			
						57	A	UT Arlington		3	6	43	A	Oklahoma		6	7			
						202	H	Seton Hall		3	7	57	H	UT Arlington		3	2			
						30	A	DBU		6	11	28	H	Oklahoma St.		8	9			

Non-Div. I Games:

TCU

Average RPI Win: 157		WON-LOST RECORD		WINNING PCT. RANK		LAST 10 GAMES		STRENGTH OF SCHEDULE		OPP. STRENGTH OF SCHEDULE		TEAM RPI		ADJ RPI		CONF. RPI		ADJ CONF. RPI	
DIV. I ONLY		27-9-0		.75 12		7-3-0		219		66		68		.54563 68		14		14	
DIV. I NON-CONF.		18-6-0		.75 29		2-1-0		221		7		50		.56072 50		17		17	
TOTALS		RPI 1-25		RPI 26-50		W-L RECORDS		RPI 51-100		RPI 101-150		RPI 150+							
27-9-0		1-1-0		3-2-0		OVERALL		5-1-0		3-1-0		15-4-0							
20-3-0		1-0-0		1-0-0		HOME		5-0-0		0-0-0		13-3-0							
7-6-0		0-1-0		2-2-0		AWAY		0-1-0		3-1-0		2-1-0							
0-0-0		0-0-0		0-0-0		NEUTRAL		0-0-0		0-0-0		0-0-0							
18-6-0		1-1-0		3-2-0		NON-CONFERENCE		2-1-0		3-1-0		9-1-0							
13-1-0		1-0-0		1-0-0		HOME		2-0-0		0-0-0		9-1-0							
5-5-0		0-1-0		2-0-		AWAY		0-1-0		3-1-0		0-0-0							
0-0-0		0-0-0		0-0-0		NEUTRAL		0-0-0		0-0-0		0-0-0							
9-3-0		0-0-0		0-0-0		CONFERENCE		3-0-0		0-0-0		6-3-0							
7-2-0		0-0-0		0-0-0		HOME		3-0-0		0-0-0		4-2-0							
2-1-0		0-0-0		0-0-0		AWAY		0-0-0		0-0-0		2-1-0							
0-0-0		0-0-0		0-0-0		NEUTRAL		0-0-0		0-0-0		0-0-0							
RPI	S	Opponent		Score		RPI	S	Opponent		Score		RPI	S	Opponent		Score			
8	A	Tennessee		1	7	45	A	Virginia Tech		6	1	84	A	Wake Forest		2	6		
20	H	North Carolina		2	0	45	H	Virginia Tech		4	3	84	H	Wake Forest		9	3		
						48	A	South Carolina		7	13	94	H	North Florida		4	3		
						48	A	South Carolina		6	5	94	H	North Florida		8	2		
						48	A	South Carolina		2	3	94	H	North Florida		6	2		
												96	H	Virginia		14	5		
												107	A	Elon		13	1		
												134	A	South Fla.		6	4		
												134	A	South Fla.		5	4		
												134	A	South Fla.		2	4		
												175	H	Richmond		7	0		
												191	H	Maine		3	2		
												191	H	Maine		7	0		
												191	H	Maine		7	1		
												209	H	NJIT		8	1		
												209	H	NJIT		2	9		
												209	H	NJIT		8	2		
												215	H	Delaware		8	1		
												215	H	Delaware		11	0		
												215	H	Delaware		5	4		
												232	H	Stetson		2	3		
												232	H	Stetson		12	6		
												232	H	Stetson		15	4		
												237	A	North Ala.		3	6		
												237	A	North Ala.		8	5		
												237	A	North Ala.		16	2		
												252	H	Hofstra		9	1		
												252	H	Hofstra		1	0		
												252	H	Hofstra		5	10		
LAST 10 GAMES																			
						232	H	Stetson		12	6	237	A	North Ala.		8	5		
						232	H	Stetson		2	3	237	A	North Ala.		3	6		
						84	A	Wake Forest		2	6	237	A	North Ala.		16	2		
						232	H	Stetson		15	4	107	A	Elon		13	1		
						175	H	Richmond		7	0	94	H	North Florida		6	2		

Non-Div. I Games:

Liberty

Average RPI Win:	134	WON-LOST	WINNING	LAST 10	STRENGTH OF	OPP. STRENGTH	TEAM	ADJ	CONF.	ADJ CONF.	
Average RPI Loss:	81	RECORD	PCT. RANK	GAMES	SCHEDULE	OF SCHEDULE	RPI	RPI	RPI	RPI	
DIV. I ONLY	21-16-0	.56757	107	7-3-0	74	55	69	.54514	69	9	9
DIV. I NON-CONF.	13-9-0	.59091	106	4-0-0	67	32	67	.54939	66	8	8
<hr/>											
TOTALS	RPI 1-25	RPI 26-50		W-L RECORDS		RPI 51-100		RPI 101-150		RPI 150+	
21-16-0	3-7-0	0-0-0		OVERALL		5-3-0		4-3-0		9-3-0	
12-8-0	2-4-0	0-0-0		HOME		2-2-0		3-1-0		5-1-0	
9-8-0	1-3-0	0-0-0		AWAY		3-1-0		1-2-0		4-2-0	
0-0-0	0-0-0	0-0-0		NEUTRAL		0-0-0		0-0-0		0-0-0	
13-9-0	3-7-0	0-0-0		NON-CONFERENCE		2-0-0		1-0-0		7-2-0	
9-5-0	2-4-0	0-0-0		HOME		1-0-0		1-0-0		5-1-0	
4-4-0	1-3-0	0-0-		AWAY		1-0-0		0-0-0		2-1-0	
0-0-0	0-0-0	0-0-0		NEUTRAL		0-0-0		0-0-0		0-0-0	
8-7-0	0-0-0	0-0-0		CONFERENCE		3-3-0		3-3-0		2-1-0	
3-3-0	0-0-0	0-0-0		HOME		1-2-0		2-1-0		0-0-0	
5-4-0	0-0-0	0-0-0		AWAY		2-1-0		1-2-0		2-1-0	
0-0-0	0-0-0	0-0-0		NEUTRAL		0-0-0		0-0-0		0-0-0	
RPI	S	Opponent	Score	RPI	S	Opponent	Score	RPI	S	Opponent	Score
6	H	Georgia	2 4			51 H Texas St.	12 0	110	H	Little Rock	15 10
6	H	Georgia	10 7			51 H Texas St.	4 14	110	H	Little Rock	10 11
6	H	Georgia	1 3			51 H Texas St.	2 8	110	H	Little Rock	7 6
9	A	Georgia Tech	6 7			57 A UT Arlington	5 3	132	H	Presbyterian	10 5
14	H	West Virginia	1 5			57 A UT Arlington	5 12	147	A	La.-Monroe	5 8
14	H	West Virginia	1 0			57 A UT Arlington	15 8	147	A	La.-Monroe	9 8
14	H	West Virginia	1 3			82 A Col. of Charleston	8 0	147	A	La.-Monroe	2 4
17	A	Auburn	2 11			82 H Col. of Charleston	3 1	166	A	Appalachian St.	6 2
17	A	Auburn	7 5					166	A	Appalachian St.	5 9
17	A	Auburn	3 4					166	A	Appalachian St.	3 0
								203	A	Mercer	7 3
								203	H	Mercer	13 3
								217	H	Kennesaw St.	7 2
								222	H	UNC Asheville	14 0
								222	H	UNC Asheville	9 14
								222	H	UNC Asheville	5 1
								269	A	Charleston So.	2 3
								269	H	Charleston So.	7 4
								279	A	The Citadel	6 2
<hr/>											
LAST 10 GAMES											
6	H	Georgia	2 4	51	H	Texas St.	12 0				
14	H	West Virginia	1 3	217	H	Kennesaw St.	7 2				
269	H	Charleston So.	7 4	166	A	Appalachian St.	6 2				
51	H	Texas St.	4 14	166	A	Appalachian St.	5 9				
51	H	Texas St.	2 8	166	A	Appalachian St.	3 0				

Non-Div. I Games:

Ga. Southern





Average RPI Win: 125		WON-LOST	WINNING	LAST 10	STRENGTH OF		OPP. STRENGTH	TEAM	ADJ	CONF.	ADJ CONF.
Average RPI Loss: 76		RECORD	PCT. RANK	GAMES	SCHEDULE		OF SCHEDULE	RPI	RPI	RPI	RPI
DIV. I ONLY		21-16-0	.56757	107	64		68	71	.54348	71	10
DIV. I NON-CONF.		14-10-0	.58333	107	65		15	69	.5477	68	10
TOTALS		RPI 1-25	RPI 26-50		W-L RECORDS		RPI 51-100		RPI 101-150		RPI 150+
21-16-0		1-3-0	1-2-0		OVERALL		8-6-0		5-4-0		6-1-0
13-9-0		0-2-0	1-1-0		HOME		6-4-0		3-2-0		3-0-0
8-7-0		1-1-0	0-1-0		AWAY		2-2-0		2-2-0		3-1-0
0-0-0		0-0-0	0-0-0		NEUTRAL		0-0-0		0-0-0		0-0-0
14-10-0		1-3-0	1-2-0		NON-CONFERENCE		7-4-0		1-1-0		4-0-0
10-6-0		0-2-0	1-1-0		HOME		5-2-0		1-1-0		3-0-0
4-4-0		1-1-0	0-0-		AWAY		2-2-0		0-0-0		1-0-0
0-0-0		0-0-0	0-0-0		NEUTRAL		0-0-0		0-0-0		0-0-0
7-6-0		0-0-0	0-0-0		CONFERENCE		1-2-0		4-3-0		2-1-0
3-3-0		0-0-0	0-0-0		HOME		1-2-0		2-1-0		0-0-0
4-3-0		0-0-0	0-0-0		AWAY		0-0-0		2-2-0		2-1-0
0-0-0		0-0-0	0-0-0		NEUTRAL		0-0-0		0-0-0		0-0-0
RPI S	Opponent	Score	RPI S	Opponent	Score	RPI S	Opponent	Score	RPI S	Opponent	Score
2 A	Oregon St.	4 3	43 H	Oklahoma	0 1	52 H	Fresno St.	0 2	112 H	Utah	3 2
2 A	Oregon St.	1 8	46 A	Loyola Marymount	1 5	52 H	Fresno St.	4 5	116 H	California Baptist	2 5
16 H	Texas Tech	1 5	46 H	Loyola Marymount	4 2	52 H	Fresno St.	11 6	127 A	Air Force	5 9
16 H	Texas Tech	9 12				53 A	UC Irvine	5 6	141 A	Nevada	6 2
						53 H	UC Irvine	9 3	141 A	Nevada	11 3
						58 H	San Diego	2 4	141 A	Nevada	7 8
						80 H	Kansas St.	10 7	141 H	Nevada	5 6
						83 A	Cal St. Fullerton	13 7	141 H	Nevada	3 1
						83 A	Cal St. Fullerton	2 7	141 H	Nevada	8 5
						83 A	Cal St. Fullerton	6 1	169 A	New Mexico	4 2
						88 H	Arizona	6 4	169 A	New Mexico	19 3
						98 H	San Francisco	8 9	169 A	New Mexico	4 13
						98 H	San Francisco	8 4	208 A	CSUN	11 5
						98 H	San Francisco	6 3	242 H	Seattle U	12 8
									242 H	Seattle U	6 5
									242 H	Seattle U	11 5
LAST 10 GAMES											
53 A	UC Irvine	5 6	141 A	Nevada	11 3						
83 A	Cal St. Fullerton	2 7	141 A	Nevada	6 2						
83 A	Cal St. Fullerton	13 7	141 A	Nevada	7 8						
83 A	Cal St. Fullerton	6 1	2 A	Oregon St.	1 8						
46 H	Loyola Marymount	4 2	2 A	Oregon St.	4 3						

Non-Div. I Games:

San Diego St.

Average RPI Win:	149	WON-LOST RECORD	WINNING PCT. RANK	LAST 10 GAMES	STRENGTH OF SCHEDULE	OPP. STRENGTH OF SCHEDULE	TEAM RPI	ADJ RPI	CONF. RPI	ADJ CONF. RPI		
DIV. I ONLY		21-16-0	.56757	107	7-3-0	27	96	72	.54302	72	4	4
DIV. I NON-CONF.		13-6-0	.68421	53	2-1-0	53	208	59	.55576	59	4	4
<hr/>												
TOTALS	RPI 1-25	RPI 26-50		W-L RECORDS		RPI 51-100		RPI 101-150		RPI 150+		
21-16-0	2-7-0	2-1-0		OVERALL		5-5-0		0-2-0		12-1-0		
15-10-0	2-3-0	2-1-0		HOME		3-4-0		0-2-0		8-0-0		
4-5-0	0-4-0	0-0-0		AWAY		2-1-0		0-0-0		2-0-0		
2-1-0	0-0-0	0-0-0		NEUTRAL		0-0-0		0-0-0		2-1-0		
13-6-0	2-1-0	0-0-0		NON-CONFERENCE		2-2-0		0-2-0		9-1-0		
9-4-0	2-0-0	0-0-0		HOME		2-2-0		0-2-0		5-0-0		
2-1-0	0-1-0	0-0-		AWAY		0-0-0		0-0-0		2-0-0		
2-1-0	0-0-0	0-0-0		NEUTRAL		0-0-0		0-0-0		2-1-0		
8-10-0	0-6-0	2-1-0		CONFERENCE		3-3-0		0-0-0		3-0-0		
6-6-0	0-3-0	2-1-0		HOME		1-2-0		0-0-0		3-0-0		
2-4-0	0-3-0	0-0-0		AWAY		2-1-0		0-0-0		0-0-0		
0-0-0	0-0-0	0-0-0		NEUTRAL		0-0-0		0-0-0		0-0-0		
RPI	S	Opponent	Score	RPI	S	Opponent	Score	RPI	S	Opponent	Score	
4	H	Louisville	3 8	45	H	Virginia Tech	4 0	59	H	Campbell	6 12	
4	H	Louisville	1 2	45	H	Virginia Tech	9 5	84	H	Wake Forest	8 9	
4	H	Louisville	6 8	45	H	Virginia Tech	2 6	84	H	Wake Forest	16 2	
11	A	East Carolina	1 6					84	H	Wake Forest	4 5	
11	H	East Carolina	7 2					93	H	Northwestern	3 5	
16	H	Texas Tech	13 6					93	H	Northwestern	5 4	
20	A	North Carolina	6 16					93	H	Northwestern	23 8	
20	A	North Carolina	7 8					96	A	Virginia	8 6	
20	A	North Carolina	0 1					96	A	Virginia	2 1	
								96	A	Virginia	3 11	
</												

Non-Div. I Games:

Duke

Average RPI Win: 132		WON-LOST	WINNING	LAST 10	STRENGTH OF		OPP. STRENGTH	TEAM	ADJ	CONF.	ADJ CONF.
Average RPI Loss: 53		RECORD	PCT. RANK	GAMES	SCHEDULE		OF SCHEDULE	RPI	RPI	RPI	RPI
DIV. I ONLY		14-18-0	.4375	197	24		62	73	.54149	73	8
DIV. I NON-CONF.		7-13-0	.35	217	98		14	136	.50639	136	7
TOTALS		RPI 1-25	RPI 26-50		W-L RECORDS		RPI 51-100		RPI 101-150		RPI 150+
14-18-0		0-5-0	5-6-0		OVERALL		1-5-0		0-0-0		8-2-0
5-3-0		0-0-0	3-3-0		HOME		0-0-0		0-0-0		2-0-0
8-9-0		0-3-0	1-2-0		AWAY		1-3-0		0-0-0		6-1-0
1-6-0		0-2-0	1-1-0		NEUTRAL		0-2-0		0-0-0		0-1-0
7-13-0		0-5-0	2-3-0		NON-CONFERENCE		0-3-0		0-0-0		5-2-0
2-0-0		0-0-0	0-0-0		HOME		0-0-0		0-0-0		2-0-0
4-7-0		0-3-0	1-0-		AWAY		0-1-0		0-0-0		3-1-0
1-6-0		0-2-0	1-1-0		NEUTRAL		0-2-0		0-0-0		0-1-0
7-5-0		0-0-0	3-3-0		CONFERENCE		1-2-0		0-0-0		3-0-0
3-3-0		0-0-0	3-3-0		HOME		0-0-0		0-0-0		0-0-0
4-2-0		0-0-0	0-0-0		AWAY		1-2-0		0-0-0		3-0-0
0-0-0		0-0-0	0-0-0		NEUTRAL		0-0-0		0-0-0		0-0-0
RPI S	Opponent	Score	RPI S	Opponent	Score	RPI S	Opponent	Score	RPI S	Opponent	Score
2 N	Oregon St.	1 13	30 A	DBU	0 9	56 A	Pepperdine	12 13	169 N	New Mexico	1 11
2 N	Oregon St.	1 2	30 A	DBU	9 7	58 N	San Diego	5 6	170 A	Penn St.	5 1
22 A	NC State	4 8	30 A	DBU	5 7	61 N	Washington	5 7	170 A	Penn St.	7 5
22 A	NC State	2 3	32 H	Illinois	2 4	64 A	Michigan	0 8	170 A	Penn St.	8 6
22 A	NC State	4 5	32 H	Illinois	5 4	64 A	Michigan	6 4	188 H	South Dakota St.	5 1
			32 H	Illinois	3 13	64 A	Michigan	3 5	216 A	Long Beach St.	4 6
			38 H	Nebraska	3 2				216 A	Long Beach St.	6 2
			38 H	Nebraska	1 10				216 A	Long Beach St.	19 6
			38 H	Nebraska	5 2				228 H	North Dakota St.	4 3
			42 N	Gonzaga	8 5				242 A	Seattle U	3 2
			42 N	Gonzaga	5 6						
LAST 10 GAMES											
22 A	NC State	4 8	32 H	Illinois	2 4						
22 A	NC State	2 3	228 H	North Dakota St.	4 3						
188 H	South Dakota St.	5 1	64 A	Michigan	0 8						
32 H	Illinois	3 13	64 A	Michigan	3 5						
32 H	Illinois	5 4	64 A	Michigan	6 4						

Non-Div. I Games: Augsburg 9 3 St. Scholastica 14 4

Minnesota

Average RPI Win:	181	WON-LOST	WINNING	LAST 10	STRENGTH OF	OPP. STRENGTH	TEAM	ADJ	CONF.	ADJ CONF.	
Average RPI Loss:	86	RECORD	PCT. RANK	GAMES	SCHEDULE	OF SCHEDULE	RPI	RPI	RPI	RPI	
DIV. I ONLY	20-13-0	.60606	83	7-3-0	141	144	74	.54117	74	16	16
DIV. I NON-CONF.	17-10-0	.62963	87	4-0-0	119	135	51	.55938	51	16	16
<hr/>											
TOTALS	RPI 1-25	RPI 26-50		W-L RECORDS		RPI 51-100		RPI 101-150		RPI 150+	
20-13-0	0-3-0	0-0-0		OVERALL		3-6-0		5-1-0		12-3-0	
12-2-0	0-0-0	0-0-0		HOME		1-2-0		4-0-0		7-0-0	
8-11-0	0-3-0	0-0-0		AWAY		2-4-0		1-1-0		5-3-0	
0-0-0	0-0-0	0-0-0		NEUTRAL		0-0-0		0-0-0		0-0-0	
17-10-0	0-3-0	0-0-0		NON-CONFERENCE		2-4-0		5-1-0		10-2-0	
11-0-0	0-0-0	0-0-0		HOME		0-0-0		4-0-0		7-0-0	
6-10-0	0-3-0	0-0-		AWAY		2-4-0		1-1-0		3-2-0	
0-0-0	0-0-0	0-0-0		NEUTRAL		0-0-0		0-0-0		0-0-0	
3-3-0	0-0-0	0-0-0		CONFERENCE		1-2-0		0-0-0		2-1-0	
1-2-0	0-0-0	0-0-0		HOME		1-2-0		0-0-0		0-0-0	
2-1-0	0-0-0	0-0-0		AWAY		0-0-0		0-0-0		2-1-0	
0-0-0	0-0-0	0-0-0		NEUTRAL		0-0-0		0-0-0		0-0-0	
RPI	S	Opponent	Score	RPI	S	Opponent	Score	RPI	S	Opponent	Score
1	A	UCLA	2 3					53	A	UC Irvine	4 3
1	A	UCLA	1 11					53	A	UC Irvine	0 3
1	A	UCLA	0 9					53	A	UC Irvine	0 3
								58	A	San Diego	1 2
								58	A	San Diego	7 5
								58	A	San Diego	3 9
								76	H	Xavier	8 11
								76	H	Xavier	1 8
								76	H	Xavier	9 8
	</										

Non-Div. I Games:

St. John's (NY)

[illegible]

**Non-Div. I Games:**

Saint Mary's (CA)

Average RPI Win: 142		WON-LOST	WINNING	LAST 10	STRENGTH OF		OPP. STRENGTH	TEAM	ADJ	CONF.	ADJ CONF.
Average RPI Loss: 81		RECORD	PCT. RANK	GAMES	SCHEDULE		OF SCHEDULE	RPI	RPI	RPI	RPI
DIV. I ONLY		14-23-0	.37838	228	5-5-0		17	150	76	.53834	76
DIV. I NON-CONF.		9-22-0	.29032	240	0-4-0		4	131	89	.53086	89
TOTALS		RPI 1-25	RPI 26-50		W-L RECORDS		RPI 51-100		RPI 101-150		RPI 150+
14-23-0		1-3-0	2-8-0		OVERALL		3-3-0		2-7-0		6-2-0
5-2-0		0-0-0	2-1-0		HOME		0-1-0		0-0-0		3-0-0
9-19-0		1-3-0	0-7-0		AWAY		3-1-0		2-6-0		3-2-0
0-2-0		0-0-0	0-0-0		NEUTRAL		0-1-0		0-1-0		0-0-0
9-22-0		1-3-0	2-8-0		NON-CONFERENCE		1-2-0		2-7-0		3-2-0
2-2-0		0-0-0	2-1-0		HOME		0-1-0		0-0-0		0-0-0
7-18-0		1-3-0	0-0-0		AWAY		1-0-0		2-6-0		3-2-0
0-2-0		0-0-0	0-0-0		NEUTRAL		0-1-0		0-1-0		0-0-0
5-1-0		0-0-0	0-0-0		CONFERENCE		2-1-0		0-0-0		3-0-0
3-0-0		0-0-0	0-0-0		HOME		0-0-0		0-0-0		3-0-0
2-1-0		0-0-0	0-0-0		AWAY		2-1-0		0-0-0		0-0-0
0-0-0		0-0-0	0-0-0		NEUTRAL		0-0-0		0-0-0		0-0-0
RPI S	Opponent	Score	RPI S	Opponent	Score	RPI S	Opponent	Score	RPI S	Opponent	Score
4 A	Louisville	5 4	33 A	Kentucky	3 16	74 A	St. John's (NY)	8 1	124 A	Cincinnati	1 2
20 A	North Carolina	3 14	34 A	Texas	5 6	74 A	St. John's (NY)	11 8	131 A	Grand Canyon	0 6
20 A	North Carolina	3 12	34 A	Texas	5 6	74 A	St. John's (NY)	8 9	131 A	Grand Canyon	7 3
20 A	North Carolina	3 8	34 A	Texas	5 6	87 A	Wright St.	9 8	131 A	Grand Canyon	18 25
			35 A	Arizona St.	6 11	87 H	Wright St.	0 10	131 A	Grand Canyon	2 7
			35 A	Arizona St.	0 12	87 N	Wright St.	2 12	142 A	Samford	9 10
			35 A	Arizona St.	3 8				142 A	Samford	7 10
			40 H	Evansville	2 10				142 A	Samford	7 1
			40 H	Evansville	5 2				145 N	New Mexico St.	4 6
			40 H	Evansville	11 8				160 A	Ohio St.	5 8
									175 A	Eastern Ky.	3 5
									190 A	Lipscomb	10 1
									190 A	Lipscomb	4 2
									190 A	Lipscomb	7 6
									275 H	Georgetown	7 4
									275 H	Georgetown	1 0
									275 H	Georgetown	9 4
			LAST 10 GAMES								
			275 H	Georgetown	1 0	74 A	St. John's (NY)	8 1			
			275 H	Georgetown	9 4	74 A	St. John's (NY)	8 9			
			145 N	New Mexico St.	4 6	74 A	St. John's (NY)	11 8			
			190 A	Lipscomb	4 2	87 N	Wright St.	2 12			
			160 A	Ohio St.	5 8	124 A	Cincinnati	1 2			

Non-Div. I Games:

Xavier

Average RPI Win: 126		WON-LOST	WINNING	LAST 10	STRENGTH OF		OPP. STRENGTH	TEAM	ADJ	CONF.	ADJ CONF.
Average RPI Loss: 68		RECORD	PCT. RANK	GAMES	SCHEDULE		OF SCHEDULE	RPI	RPI	RPI	RPI
DIV. I ONLY		18-19-0	.48649	156	55		45	77	.53728	77	8
DIV. I NON-CONF.		13-15-0	.46429	167	84		48	106	.51963	106	7
TOTALS		RPI 1-25	RPI 26-50		W-L RECORDS		RPI 51-100		RPI 101-150		RPI 150+
18-19-0		1-9-0	2-2-0		OVERALL		6-5-0		2-1-0		7-2-0
6-10-0		1-9-0	0-0-0		HOME		1-0-0		0-1-0		4-0-0
11-8-0		0-0-0	2-2-0		AWAY		4-4-0		2-0-0		3-2-0
1-1-0		0-0-0	0-0-0		NEUTRAL		1-1-0		0-0-0		0-0-0
13-15-0		0-7-0	0-1-0		NON-CONFERENCE		4-4-0		2-1-0		7-2-0
5-8-0		0-7-0	0-0-0		HOME		1-0-0		0-1-0		4-0-0
7-6-0		0-0-0	0-0-0		AWAY		2-3-0		2-0-0		3-2-0
1-1-0		0-0-0	0-0-0		NEUTRAL		1-1-0		0-0-0		0-0-0
5-4-0		1-2-0	2-1-0		CONFERENCE		2-1-0		0-0-0		0-0-0
1-2-0		1-2-0	0-0-0		HOME		0-0-0		0-0-0		0-0-0
4-2-0		0-0-0	2-1-0		AWAY		2-1-0		0-0-0		0-0-0
0-0-0		0-0-0	0-0-0		NEUTRAL		0-0-0		0-0-0		0-0-0
RPI S	Opponent	Score		RPI S	Opponent	Score		RPI S	Opponent	Score	
11 H	East Carolina	1	2	32 A	Illinois	4	2	59 N	Campbell	6	10
11 H	East Carolina	0	3	32 A	Illinois	8	4	63 A	VCU	4	3
11 H	East Carolina	0	9	32 A	Illinois	1	5	63 N	VCU	5	3
14 H	West Virginia	1	8	39 A	Coastal Caro.	2	7	89 A	William & Mary	1	8
19 H	Creighton	6	8					89 H	William & Mary	16	10
19 H	Creighton	2	3					93 A	Northwestern	12	10
19 H	Creighton	3	5					93 A	Northwestern	13	8
21 H	Indiana	5	20					93 A	Northwestern	7	13
21 H	Indiana	4	19					97 A	Louisiana	1	2
21 H	Indiana	2	0					97 A	Louisiana	3	4
								97 A	Louisiana	4	2
				LAST 10 GAMES							
				93 A	Northwestern	12	10	97 A	Louisiana	1	2
				93 A	Northwestern	7	13	191 H	Maine	5	3
				32 A	Illinois	8	4	191 H	Maine	4	0
				32 A	Illinois	1	5	270 A	George Mason	5	9
				97 A	Louisiana	3	4	144 H	James Madison	1	14

Non-Div. I Games:

Maryland

Average RPI Win:	96	WON-LOST	WINNING	LAST 10	STRENGTH OF	OPP. STRENGTH	TEAM	ADJ	CONF.	ADJ CONF.	
Average RPI Loss:	57	RECORD	PCT. RANK	GAMES	SCHEDULE	OF SCHEDULE	RPI	RPI	RPI	RPI	
DIV. I ONLY	15-20-0	.42857	202	5-5-0	7	30	78	.53716	78	3	3
DIV. I NON-CONF.	9-10-0	.47368	163	2-1-0	16	53	105	.52057	105	2	2
<hr/>											
TOTALS	RPI 1-25	RPI 26-50		W-L RECORDS		RPI 51-100		RPI 101-150		RPI 150+	
15-20-0	2-7-0	2-3-0		OVERALL		5-5-0		2-4-0		4-1-0	
11-11-0	2-5-0	2-3-0		HOME		3-0-0		1-2-0		3-1-0	
4-8-0	0-1-0	0-0-0		AWAY		2-5-0		1-2-0		1-0-0	
0-1-0	0-1-0	0-0-0		NEUTRAL		0-0-0		0-0-0		0-0-0	
9-10-0	1-4-0	0-2-0		NON-CONFERENCE		3-1-0		1-2-0		4-1-0	
8-8-0	1-3-0	0-2-0		HOME		3-0-0		1-2-0		3-1-0	
1-2-0	0-1-0	0-0-		AWAY		0-1-0		0-0-0		1-0-0	
0-0-0	0-0-0	0-0-0		NEUTRAL		0-0-0		0-0-0		0-0-0	
6-10-0	1-3-0	2-1-0		CONFERENCE		2-4-0		1-2-0		0-0-0	
3-3-0	1-2-0	2-1-0		HOME		0-0-0		0-0-0		0-0-0	
3-6-0	0-0-0	0-0-0		AWAY		2-4-0		1-2-0		0-0-0	
0-1-0	0-1-0	0-0-0		NEUTRAL		0-0-0		0-0-0		0-0-0	
RPI	S	Opponent	Score	RPI	S	Opponent	Score	RPI	S	Opponent	Score
1	H	UCLA	2 9	28	H	Oklahoma St.	6 11	56	H	Pepperdine	5 2
1	H	UCLA	1 7	35	H	Arizona St.	10 6	60	A	California	8 9
1	H	UCLA	7 2	35	H	Arizona St.	8 11	60	A	California	1 0
1	N	UCLA	5 7	35	H	Arizona St.	7 3	60	A	California	9 4
5	A	UC Santa Barbara	4 10	46	H	Loyola Marymount	5 14	61	A	Washington	1 7
5	H	UC Santa Barbara	1 2					61	A	Washington	3 4
7	H	Arkansas	6 4					61	A	Washington	2 3
7	H	Arkansas	6 8					64	H	Michigan	4 1
7	H	Arkansas	3 6					83	A	Cal St. Fullerton	4 10
								83	H	Cal St. Fullerton	6 5

Non-Div. I Games:

Southern California



T  
u  
l  
a  
n  
e

Tulane

Average RPI Win:		121	WON-LOST RECORD		WINNING PCT. RANK		LAST 10 GAMES		STRENGTH OF SCHEDULE		OPP. STRENGTH OF SCHEDULE		TEAM RPI		ADJ RPI		CONF. RPI		ADJ CONF. RPI				
DIV. I ONLY			17-21-0		.44737 186		5-5-0		22		102		81		.53564 80		2		2				
DIV. I NON-CONF.			14-15-0		.48276 154		3-4-0		39		196		92		.52934 92		3		3				
TOTALS		RPI 1-25		RPI 26-50				W-L RECORDS				RPI 51-100				RPI 101-150				RPI 150+			
17-21-0		2-5-0		3-5-0				OVERALL				2-4-0				5-5-0				5-2-0			
8-7-0		1-2-0		0-1-0				HOME				0-0-0				4-4-0				3-0-0			
6-12-0		1-3-0		3-4-0				AWAY				0-2-0				0-1-0				2-2-0			
3-2-0		0-0-0		0-0-0				NEUTRAL				2-2-0				1-0-0				0-0-0			
14-15-0		1-3-0		1-1-0				NON-CONFERENCE				2-4-0				5-5-0				5-2-0			
7-5-0		0-0-0		0-1-0				HOME				0-0-0				4-4-0				3-0-0			
4-8-0		1-3-0		1-0-				AWAY				0-2-0				0-1-0				2-2-0			
3-2-0		0-0-0		0-0-0				NEUTRAL				2-2-0				1-0-0				0-0-0			
3-6-0		1-2-0		2-4-0				CONFERENCE				0-0-0				0-0-0				0-0-0			
1-2-0		1-2-0		0-0-0				HOME				0-0-0				0-0-0				0-0-0			
2-4-0		0-0-0		2-4-0				AWAY				0-0-0				0-0-0				0-0-0			
0-0-0		0-0-0		0-0-0				NEUTRAL				0-0-0				0-0-0				0-0-0			
RPI	S	Opponent		Score		RPI	S	Opponent		Score		RPI	S	Opponent		Score		RPI	S	Opponent		Score	
16	H	Texas Tech		5	4	28	A	Oklahoma St.		4	11	52	N	Fresno St.		3	11	104	H	UTRGV		5	6
16	H	Texas Tech		3	4	28	A	Oklahoma St.		4	5	71	A	San Diego St.		7	10	104	H	UTRGV		7	1
16	H	Texas Tech		4	11	28	A	Oklahoma St.		4	8	90	A	Wichita St.		5	8	104	H	UTRGV		3	1
19	A	Creighton		1	11	34	A	Texas		6	4	98	N	San Francisco		7	0	112	N	Utah		6	4
19	A	Creighton		0	4	34	A	Texas		2	10	98	N	San Francisco		11	5	116	A	California Baptist		6	7
19	A	Creighton		9	2	34	A	Texas		2	0	98	N	San Francisco		1	3	122	H	Old Dominion		2	8
23	A	Missouri		2	17	38	A	Nebraska		5	0							122	H	Old Dominion		0	5
						38	H	Nebraska		0	7							122	H	Old Dominion		6	2

Non-Div. I Games:

Kansas St.

Average RPI Win:		154	WON-LOST RECORD		WINNING PCT. RANK		LAST 10 GAMES		STRENGTH OF SCHEDULE		OPP. STRENGTH OF SCHEDULE		TEAM RPI		ADJ RPI		CONF. RPI		ADJ CONF. RPI				
Average RPI Loss:		111																					
DIV. I ONLY			23-13-0		.63889 59		7-3-0		153		111		82		.53525 81		12		12				
DIV. I NON-CONF.			12-6-0		.66667 61		1-0-0		236		81		139		.50434 139		12		12				
TOTALS		RPI 1-25		RPI 26-50		W-L RECORDS		RPI 51-100		RPI 101-150		RPI 150+											
23-13-0		1-1-0		2-2-0		OVERALL		2-3-0		6-3-0		12-4-0											
12-6-0		0-1-0		1-0-0		HOME		2-2-0		2-2-0		7-1-0											
8-6-0		1-0-0		1-2-0		AWAY		0-1-0		3-0-0		3-3-0											
3-1-0		0-0-0		0-0-0		NEUTRAL		0-0-0		1-1-0		2-0-0											
12-6-0		1-1-0		1-0-0		NON-CONFERENCE		2-3-0		2-1-0		6-1-0											
8-4-0		0-1-0		1-0-0		HOME		2-2-0		1-0-0		4-1-0											
1-1-0		1-0-0		0-0-		AWAY		0-1-0		0-0-0		0-0-0											
3-1-0		0-0-0		0-0-0		NEUTRAL		0-0-0		1-1-0		2-0-0											
11-7-0		0-0-0		1-2-0		CONFERENCE		0-0-0		4-2-0		6-3-0											
4-2-0		0-0-0		0-0-0		HOME		0-0-0		1-2-0		3-0-0											
7-5-0		0-0-0		1-2-0		AWAY		0-0-0		3-0-0		3-3-0											
0-0-0		0-0-0		0-0-0		NEUTRAL		0-0-0		0-0-0		0-0-0											
RPI	S	Opponent		Score		RPI	S	Opponent		Score		RPI	S	Opponent		Score		RPI	S	Opponent		Score	
13	A	Texas A&M		6	5	34	H	Texas		3	2	51	A	Texas St.		4	7	121	N	Notre Dame		15	7
23	H	Missouri		7	11	50	A	Sam Houston St.		8	13	51	H	Texas St.		6	1	121	N	Notre Dame		1	2
						50	A	Sam Houston St.		4	10	57	H	UT Arlington		3	7	125	A	McNeese		6	5
						50	A	Sam Houston St.		8	2	57	H	UT Arlington		2	3	125	A	McNeese		4	1
												57	H	UT Arlington		6	2	125	A	McNeese		8	6
																		133	H	Massachusetts		19	4
																		137	H	A&M-Corpus Christi		6	13
																		137	H	A&M-Corpus Christi		6	5
																		137	H	A&M-Corpus Christi		6	11
																		157	H	New Orleans		3	2
																		157	H	New Orleans		5	2
																		157	H	New Orleans		15	7
																		163	A	Nicholls St.		7	4
																		163	A	Nicholls St.		3	7
																		163	A	Nicholls St.		6	4
																		173	A	Abilene Christian		3	9
																		173	A	Abilene Christian		5	6
																		173	A	Abilene Christian		4	2
																		252	H	Hofstra		12	1
																		252	H	Hofstra		11	1
																		252	H	Hofstra		9	1
																		252	H	Hofstra		2	3
																		280	N	Eastern Mich.		8	3
																		280	N	Eastern Mich.		4	0
																		293	H	Prairie View		16	3
				LAST 10 GAMES																			
				252	H	Hofstra		12	1	173	A	Abilene Christian		3	9								
				163	A	Nicholls St.		7	4	173	A	Abilene Christian		5	6								
				163	A	Nicholls St.		3	7	173	A	Abilene Christian		4	2								
				163	A	Nicholls St.		6	4	157	H	New Orleans		5	2								
				293	H	Prairie View		16	3	157	H	New Orleans		3	2								

Non-Div. I Games:

Incarnate Word

Average RPI Win:		166	WON-LOST RECORD		WINNING PCT. RANK		LAST 10 GAMES		STRENGTH OF SCHEDULE		OPP. STRENGTH OF SCHEDULE		TEAM RPI		ADJ RPI		CONF. RPI		ADJ CONF. RPI			
DIV. I ONLY			24-13-0		.64865 49		7-3-0		131		100		83		.53398 82		15		15			
DIV. I NON-CONF.			17-11-0		.60714 100		2-3-0		111		86		94		.52834 94		15		15			
TOTALS		RPI 1-25		RPI 26-50		W-L RECORDS		RPI 51-100		RPI 101-150		RPI 150+										
24-13-0		0-2-0		5-3-0		OVERALL		1-4-0		4-2-0		14-2-0										
19-7-0		0-0-0		4-3-0		HOME		0-1-0		1-2-0		14-1-0										
5-5-0		0-1-0		1-0-0		AWAY		1-3-0		3-0-0		0-1-0										
0-1-0		0-1-0		0-0-0		NEUTRAL		0-0-0		0-0-0		0-0-0										
17-11-0		0-2-0		5-3-0		NON-CONFERENCE		1-4-0		0-0-0		11-2-0										
15-5-0		0-0-0		4-3-0		HOME		0-1-0		0-0-0		11-1-0										
2-5-0		0-1-0		1-0-		AWAY		1-3-0		0-0-0		0-1-0										
0-1-0		0-1-0		0-0-0		NEUTRAL		0-0-0		0-0-0		0-0-0										
7-2-0		0-0-0		0-0-0		CONFERENCE		0-0-0		4-2-0		3-0-0										
4-2-0		0-0-0		0-0-0		HOME		0-0-0		1-2-0		3-0-0										
3-0-0		0-0-0		0-0-0		AWAY		0-0-0		3-0-0		0-0-0										
0-0-0		0-0-0		0-0-0		NEUTRAL		0-0-0		0-0-0		0-0-0										
RPI	S	Opponent		Score		RPI	S	Opponent		Score		RPI	S	Opponent		Score						
24	A	Clemson		1	13	27	H	UConn		4	7	69	A	Ga. Southern		1	3	107	H	Elon	6	8
24	N	Clemson		1	4	27	H	UConn		7	2	69	H	Ga. Southern		0	8	107	H	Elon	2	7
						27	H	UConn		7	6	88	A	Arizona		10	6	107	H	Elon	3	1
						30	H	DBU		4	3	88	A	Arizona		5	7	144	A	James Madison	6	5
						30	H	DBU		2	6	88	A	Arizona		5	7	144	A	James Madison	5	1
						30	H	DBU		4	14							144	A	James Madison	10	8
						39	A	Coastal Caro.		13	6							180	H	Furman	13	3
						39	H	Coastal Caro.		8	5							180	H	Furman	2	1
																		180	H	Furman	3	1
																		204	H	N.C. A&T	0	2
																		204	H	N.C. A&T	8	1
																		204	H	N.C. A&T	5	4
																		222	H	UNC Asheville	12	3
																		222	H	UNC Asheville	9	0
																		222	H	UNC Asheville	6	5
																		252	H	Hofstra	9	0
																		252	H	Hofstra	16	0
																		252	H	Hofstra	7	4
																		269	A	Charleston So.	1	9
																		269	H	Charleston So.	9	7
																		269	H	Charleston So.	7	5
																		279	H	The Citadel	11	1
				LAST 10 GAMES																		
						252	H	Hofstra		16	0	30	H	DBU		4	3					
						252	H	Hofstra		7	4	144	A	James Madison		10	8					
						39	A	Coastal Caro.		13	6	144	A	James Madison		6	5					
						30	H	DBU		4	14	144	A	James Madison		5	1					
						30	H	DBU		2	6	69	A	Ga. Southern		1	3					

Non-Div. I Games:

Col. of Charleston

Average RPI Win:	115	WON-LOST	WINNING	LAST 10	STRENGTH OF	OPP. STRENGTH	TEAM	ADJ	CONF.	ADJ CONF.					
Average RPI Loss:	72	RECORD	PCT. RANK	GAMES	SCHEDULE	OF SCHEDULE	RPI	RPI	RPI	RPI					
DIV. I ONLY		15-17-0	.46875	174	4-6-0	40	19	84	.53356	83	13	13			
DIV. I NON-CONF.		9-14-0	.3913	197	1-3-0	24	11	118	.51434	118	13	13			
<hr/>															
TOTALS	RPI 1-25	RPI 26-50		W-L RECORDS		RPI 51-100		RPI 101-150		RPI 150+					
15-17-0	2-5-0	1-1-0		OVERALL		4-6-0		4-3-0		4-2-0					
5-10-0	2-4-0	0-1-0		HOME		2-3-0		1-2-0		0-0-0					
6-5-0	0-0-0	0-0-0		AWAY		0-2-0		2-1-0		4-2-0					
4-2-0	0-1-0	1-0-0		NEUTRAL		2-1-0		1-0-0		0-0-0					
9-14-0	1-3-0	1-1-0		NON-CONFERENCE		4-6-0		2-2-0		1-2-0					
4-8-0	1-2-0	0-1-0		HOME		2-3-0		1-2-0		0-0-0					
1-4-0	0-0-0	0-0-		AWAY		0-2-0		0-0-0		1-2-0					
4-2-0	0-1-0	1-0-0		NEUTRAL		2-1-0		1-0-0		0-0-0					
6-3-0	1-2-0	0-0-0		CONFERENCE		0-0-0		2-1-0		3-0-0					
1-2-0	1-2-0	0-0-0		HOME		0-0-0		0-0-0		0-0-0					
5-1-0	0-0-0	0-0-0		AWAY		0-0-0		2-1-0		3-0-0					
0-0-0	0-0-0	0-0-0		NEUTRAL		0-0-0		0-0-0		0-0-0					
<hr/>															
RPI S	Opponent	Score		RPI S	Opponent	Score		RPI S	Opponent	Score		RPI S	Opponent	Score	
3 N	Vanderbilt	9	14	35 H	Arizona St.	4	6	52 N	Fresno St.	2	5	114 N	Missouri St.	7	0
5 H	UC Santa Barbara	9	7	43 N	Oklahoma	8	6	56 H	Pepperdine	4	11	139 A	Cal Poly	3	5
5 H	UC Santa Barbara	6	7					58 A	San Diego	2	6	139 A	Cal Poly	16	2
5 H	UC Santa Barbara	7	8					67 N	TCU	2	0	139 A	Cal Poly	16	6
12 H	Stanford	3	4					71 H	San Diego St.	7	2	144 H	James Madison	0	2
12 H	Stanford	1	8					71 H	San Diego St.	1	6	144 H	James Madison	0	1
12 H	Stanford	6	5					71 H	San Diego St.	7	13	144 H	James Madison	12	3
								78 A	Southern California	5	6	169 A	New Mexico	11	18
								78 H	Southern California	10	4	169 A	New Mexico	4	6
								96 N	Virginia	6	5	169 A	New Mexico	13	7
												216 A	Long Beach St.	8	3
												216 A	Long Beach St.	4	3
												216 A	Long Beach St.	5	1
<hr/>															
LAST 10 GAMES															
71 H	San Diego St.	7	2	139 A	Cal Poly	3	5								
71 H	San Diego St.	7	13	139 A	Cal Poly	16	2								
71 H	San Diego St.	1	6	5 H	UC Santa Barbara	7	8								
78 A	Southern California	5	6	5 H	UC Santa Barbara	9	7								
139 A	Cal Poly	16	6	5 H	UC Santa Barbara	6	7								

Non-Div. I Games:

Cal St. Fullerton

Average RPI Win:		143	WON-LOST RECORD		WINNING PCT. RANK		LAST 10 GAMES		STRENGTH OF SCHEDULE		OPP. STRENGTH OF SCHEDULE		TEAM RPI		ADJ RPI		CONF. RPI		ADJ CONF. RPI				
DIV. I ONLY			22-16-0		.57895 99		7-3-0		120		33		85		.53322 84		4		4				
DIV. I NON-CONF.			13-7-0		.65 72		3-0-0		129		122		78		.53855 78		4		4				
TOTALS		RPI 1-25		RPI 26-50		W-L RECORDS		RPI 51-100		RPI 101-150		RPI 150+											
22-16-0		0-3-0		2-4-0		OVERALL		6-4-0		2-3-0		12-2-0											
15-7-0		0-0-0		2-2-0		HOME		4-1-0		1-3-0		8-1-0											
6-9-0		0-3-0		0-2-0		AWAY		2-3-0		1-0-0		3-1-0											
1-0-0		0-0-0		0-0-0		NEUTRAL		0-0-0		0-0-0		1-0-0											
13-7-0		0-0-0		0-3-0		NON-CONFERENCE		2-2-0		1-1-0		10-1-0											
10-3-0		0-0-0		0-1-0		HOME		2-0-0		0-1-0		8-1-0											
2-4-0		0-0-0		0-0-		AWAY		0-2-0		1-0-0		1-0-0											
1-0-0		0-0-0		0-0-0		NEUTRAL		0-0-0		0-0-0		1-0-0											
9-9-0		0-3-0		2-1-0		CONFERENCE		4-2-0		1-2-0		2-1-0											
5-4-0		0-0-0		2-1-0		HOME		2-1-0		1-2-0		0-0-0											
4-5-0		0-3-0		0-0-0		AWAY		2-1-0		0-0-0		2-1-0											
0-0-0		0-0-0		0-0-0		NEUTRAL		0-0-0		0-0-0		0-0-0											
RPI	S	Opponent		Score		RPI	S	Opponent		Score		RPI	S	Opponent		Score		RPI	S	Opponent		Score	
4	A	Louisville		4 5		32	H	Illinois		2 5		66	H	Boston College		13 3		107	A	Elon		13 7	
4	A	Louisville		7 10		39	A	Coastal Caro.		9 10		66	H	Boston College		22 9		107	H	Elon		3 6	
4	A	Louisville		1 6		39	A	Coastal Caro.		8 14		66	H	Boston College		3 5		121	H	Notre Dame		4 7	
						45	H	Virginia Tech		9 10		68	A	Liberty		3 9		121	H	Notre Dame		7 8	
						45	H	Virginia Tech		8 3		68	H	Liberty		6 2		121	H	Notre Dame		7 4	
						45	H	Virginia Tech		8 7		72	A	Duke		2 16		158	H	High Point		14 9	
												72	A	Duke		9 8		166	A	Appalachian St.		10 6	
												72	A	Duke		5 4		166	H	Appalachian St.		5 4	
												95	A	UNC Greensboro		5 9		180	H	Furman		5 1	
												95	H	UNC Greensboro		2 1		180	H	Furman		11 2	
																		180	N	Furman		13 7	
																		198	H	Charlotte		14 6	
																		206	H	Quinnipiac		6 8	
																		206	H	Quinnipiac		15 5	
																		220	A	Pittsburgh		20 8	
																		220	A	Pittsburgh		7 6	
																		220	A	Pittsburgh		3 8	
																		235	H	Sacred Heart		14 1	
																		275	H	Georgetown		5 3	
						LAST 10 GAMES																	
						220	A	Pittsburgh		7 6		4	A	Louisville		1 6							
						220	A	Pittsburgh		20 8		121	H	Notre Dame		4 7							
						45	H	Virginia Tech		8 7		68	H	Liberty		6 2							
						45	H	Virginia Tech		8 3		220	A	Pittsburgh		3 8							
						4	A	Louisville		7 10		158	H	High Point		14 9							

Non-Div. I Games:

Wake Forest

Average RPI Win:	169	WON-LOST RECORD	WINNING PCT. RANK	LAST 10 GAMES	STRENGTH OF SCHEDULE	OPP. STRENGTH OF SCHEDULE	TEAM RPI	ADJ RPI	CONF. RPI	ADJ CONF. RPI	
Average RPI Loss:	117										
DIV. I ONLY	17-10-0	.62963	68	10-0-0	171	135	80	.53288	85	6	6
DIV. I NON-CONF.	14-7-0	.66667	61	5-0-0	202	164	64	.54752	69	6	6
<hr/>											
TOTALS	RPI 1-25	RPI 26-50		W-L RECORDS		RPI 51-100		RPI 101-150		RPI 150+	
17-10-0	0-0-0	1-3-0		OVERALL		1-1-0		2-2-0		13-4-0	
6-3-0	0-0-0	0-3-0		HOME		1-0-0		0-0-0		5-0-0	
9-6-0	0-0-0	1-0-0		AWAY		0-1-0		2-2-0		6-3-0	
2-1-0	0-0-0	0-0-0		NEUTRAL		0-0-0		0-0-0		2-1-0	
<hr/>											
14-7-0	0-0-0	1-0-0		NON-CONFERENCE		1-1-0		2-2-0		10-4-0	
3-0-0	0-0-0	0-0-0		HOME		1-0-0		0-0-0		2-0-0	
9-6-0	0-0-0	1-0-		AWAY		0-1-0		2-2-0		6-3-0	
2-1-0	0-0-0	0-0-0		NEUTRAL		0-0-0		0-0-0		2-1-0	
<hr/>											
3-3-0	0-0-0	0-3-0		CONFERENCE		0-0-0		0-0-0		3-0-0	
3-3-0	0-0-0	0-3-0		HOME		0-0-0		0-0-0		3-0-0	
0-0-0	0-0-0	0-0-0		AWAY		0-0-0		0-0-0		0-0-0	
0-0-0	0-0-0	0-0-0		NEUTRAL		0-0-0		0-0-0		0-0-0	
<hr/>											
RPI	S	Opponent	Score	RPI	S	Opponent	Score	RPI	S	Opponent	Score
				32	A	Illinois	12 8				
				40	H	Evansville	4 6				
				40	H	Evansville	0 1				
				40	H	Evansville	2 4				

Average RPI Win: 147		WON-LOST RECORD	WINNING PCT. RANK	LAST 10 GAMES	STRENGTH OF SCHEDULE	OPP. STRENGTH OF SCHEDULE	TEAM RPI	ADJ RPI		CONF. RPI	ADJ CONF. RPI												
Average RPI Loss: 114																							
DIV. I ONLY		19-14-0	.57576 106	6-4-0	147	93	86	.53264	86	8	8												
DIV. I NON-CONF.		12-9-0	.57143 114	1-2-0	162	155	99	.5245	99	7	7												
<hr/>																							
TOTALS		RPI 1-25		RPI 26-50		W-L RECORDS		RPI 51-100		RPI 101-150		RPI 150+											
19-14-0		0-3-0		6-4-0		OVERALL		1-1-0		0-0-0		12-6-0											
10-3-0		0-0-0		3-1-0		HOME		1-0-0		0-0-0		6-2-0											
7-10-0		0-3-0		3-3-0		AWAY		0-1-0		0-0-0		4-3-0											
2-1-0		0-0-0		0-0-0		NEUTRAL		0-0-0		0-0-0		2-1-0											
12-9-0		0-0-0		3-4-0		NON-CONFERENCE		1-1-0		0-0-0		8-4-0											
5-2-0		0-0-0		0-1-0		HOME		1-0-0		0-0-0		4-1-0											
5-6-0		0-0-0		3-0-		AWAY		0-1-0		0-0-0		2-2-0											
2-1-0		0-0-0		0-0-0		NEUTRAL		0-0-0		0-0-0		2-1-0											
7-5-0		0-3-0		3-0-0		CONFERENCE		0-0-0		0-0-0		4-2-0											
5-1-0		0-0-0		3-0-0		HOME		0-0-0		0-0-0		2-1-0											
2-4-0		0-3-0		0-0-0		AWAY		0-0-0		0-0-0		2-1-0											
0-0-0		0-0-0		0-0-0		NEUTRAL		0-0-0		0-0-0		0-0-0											
RPI	S	Opponent		Score		RPI	S	Opponent		Score		RPI	S	Opponent		Score							
21	A	Indiana		2 3		28	A	Oklahoma St.		5 4		85	A	Bradley		1 3							
21	A	Indiana		1 7		28	A	Oklahoma St.		4 5		85	H	Bradley		4 2							
21	A	Indiana		1 13		28	A	Oklahoma St.		3 2				167 A Purdue		5 9							
						32	H	Illinois		2 1				167 A Purdue		6 3							
						32	H	Illinois		8 4				167 A Purdue		10 4							
						32	H	Illinois		3 1				168 H Rutgers		6 1							
						40	A	Evansville		1 3				168 H Rutgers		3 15							
						40	A	Evansville		18 7				168 H Rutgers		9 5							
						40	A	Evansville		0 6				184 N Marshall		10 0							
						47	H	Illinois St.		6 11				208 H CSUN		5 8							
														208 H CSUN		5 4							
														208 H CSUN		3 1							
														220 N Pittsburgh		10 1							
														243 A Hawaii		7 8							
														243 A Hawaii		6 4							
														243 A Hawaii		10 8							
														243 A Hawaii		1 7							
														265 H Chicago St.		5 4							
														270 N George Mason		2 7							
														271 H Northern Ill.		8 6							
<hr/>																							
LAST 10 GAMES																							
167 A Purdue						5 9						208 H CSUN						3 1					
167 A Purdue						6 3						271 H Northern Ill.						8 6					
168 H Rutgers						3 15						167 A Purdue						10 4					
168 H Rutgers						9 5						85 A Bradley						1 3					
243 A Hawaii						6 4						168 H Rutgers						6 1					

Non-Div. I Games: Simpson 7 2 Clarke 3 2

Iowa



Average RPI Win: 161		WON-LOST	WINNING	LAST 10	STRENGTH OF	OPP. STRENGTH	TEAM	ADJ	CONF.	ADJ CONF.							
Average RPI Loss: 139		RECORD	PCT. RANK	GAMES	SCHEDULE	OF SCHEDULE	RPI	RPI	RPI	RPI							
DIV. I ONLY		24-11-0	.68571	33	7-3-0	216	115	87	.53064	87	24	24					
DIV. I NON-CONF.		14-6-0	.7	48	3-1-0	103	21	26	.58148	26	20	20					
<hr/>																	
TOTALS		RPI 1-25		RPI 26-50		W-L RECORDS		RPI 51-100		RPI 101-150		RPI 150+					
24-11-0		2-0-0		2-3-0		OVERALL		2-1-0		6-3-0		12-4-0					
13-3-0		0-0-0		0-0-0		HOME		0-1-0		4-1-0		9-1-0					
9-6-0		2-0-0		2-3-0		AWAY		1-0-0		1-0-0		3-3-0					
2-2-0		0-0-0		0-0-0		NEUTRAL		1-0-0		1-2-0		0-0-0					
<hr/>																	
14-6-0		2-0-0		2-3-0		NON-CONFERENCE		2-1-0		4-2-0		4-0-0					
6-1-0		0-0-0		0-0-0		HOME		0-1-0		2-0-0		4-0-0					
6-3-0		2-0-0		2-0-		AWAY		1-0-0		1-0-0		0-0-0					
2-2-0		0-0-0		0-0-0		NEUTRAL		1-0-0		1-2-0		0-0-0					
<hr/>																	
10-5-0		0-0-0		0-0-0		CONFERENCE		0-0-0		2-1-0		8-4-0					
7-2-0		0-0-0		0-0-0		HOME		0-0-0		2-1-0		5-1-0					
3-3-0		0-0-0		0-0-0		AWAY		0-0-0		0-0-0		3-3-0					
0-0-0		0-0-0		0-0-0		NEUTRAL		0-0-0		0-0-0		0-0-0					
<hr/>																	
RPI	S	Opponent		Score		RPI	S	Opponent		Score		RPI	S	Opponent		Score	
11	A	East Carolina		12	4	26	A	Ole Miss		9	5	76	A	Xavier		10	0
21	A	Indiana		15	4	26	A	Ole Miss		1	10	76	H	Xavier		8	9
						28	A	Oklahoma St.		5	17	76	N	Xavier		12	2
						28	A	Oklahoma St.		5	4						
						28	A	Oklahoma St.		0	4						
<hr/>																	
LAST 10 GAMES																	
						251	H	Oakland		11	3	251	H	Oakland		6	2
						251	H	Oakland		16	4	76	N	Xavier		12	2
						21	A	Indiana		15	4	105	N	Miami (OH)		6	7
						246	H	Ohio		13	0	278	A	Northern Ky.		9	1
						246	H	Ohio		12	1	278	A	Northern Ky.		6	7

Non-Div. I Games: Northwestern Ohio 8 1 Cedarville 11 0

Wright St.

Average RPI Win: 133		WON-LOST	WINNING	LAST 10	STRENGTH OF		OPP. STRENGTH	TEAM	ADJ	CONF.	ADJ CONF.
Average RPI Loss: 67		RECORD	PCT. RANK	GAMES	SCHEDULE		OF SCHEDULE	RPI	RPI	RPI	RPI
DIV. I ONLY		18-16-0	.52941	133	5-5-0		61	67	88	.5303	88
DIV. I NON-CONF.		12-7-0	.63158	84	1-0-0		160	107	103	.52205	103
TOTALS		RPI 1-25	RPI 26-50		W-L RECORDS		RPI 51-100		RPI 101-150		RPI 150+
18-16-0		0-3-0	1-5-0		OVERALL		6-4-0		7-2-0		4-2-0
15-7-0		0-0-0	0-0-0		HOME		6-3-0		5-2-0		4-2-0
3-9-0		0-3-0	1-5-0		AWAY		0-1-0		2-0-0		0-0-0
0-0-0		0-0-0	0-0-0		NEUTRAL		0-0-0		0-0-0		0-0-0
12-7-0		0-0-0	1-2-0		NON-CONFERENCE		2-2-0		5-1-0		4-2-0
9-4-0		0-0-0	0-0-0		HOME		2-1-0		3-1-0		4-2-0
3-3-0		0-0-0	1-0-		AWAY		0-1-0		2-0-0		0-0-0
0-0-0		0-0-0	0-0-0		NEUTRAL		0-0-0		0-0-0		0-0-0
6-9-0		0-3-0	0-3-0		CONFERENCE		4-2-0		2-1-0		0-0-0
6-3-0		0-0-0	0-0-0		HOME		4-2-0		2-1-0		0-0-0
0-6-0		0-3-0	0-3-0		AWAY		0-0-0		0-0-0		0-0-0
0-0-0		0-0-0	0-0-0		NEUTRAL		0-0-0		0-0-0		0-0-0
RPI	S	Opponent	Score	RPI	S	Opponent	Score	RPI	S	Opponent	Score
1	A	UCLA	5 10	35	A	Arizona St.	3 8	60	H	California	3 7
1	A	UCLA	1 3	35	A	Arizona St.	2 8	60	H	California	7 10
1	A	UCLA	10 12	35	A	Arizona St.	16 17	60	H	California	4 2
				36	A	Houston	7 9	61	H	Washington	9 3
				36	A	Houston	1 2	61	H	Washington	7 4
				36	A	Houston	9 4	61	H	Washington	14 2
								71	A	San Diego St.	4 6
								82	H	Col. of Charleston	7 5
								82	H	Col. of Charleston	7 5
								82	H	Col. of Charleston	6 10

Non-Div. I Games:

Arizona



Average RPI Win:	131	WON-LOST	WINNING	LAST 10	STRENGTH OF	OPP. STRENGTH	TEAM	ADJ	CONF.	ADJ CONF.	
Average RPI Loss:	60	RECORD	PCT. RANK	GAMES	SCHEDULE	OF SCHEDULE	RPI	RPI	RPI	RPI	
DIV. I ONLY	18-18-0	.5	146	4-6-0	48	51	90	.52933	90	5	5
DIV. I NON-CONF.	15-12-0	.55556	124	3-1-0	66	50	77	.541	77	5	5
<hr/>											
TOTALS	RPI 1-25	RPI 26-50		W-L RECORDS		RPI 51-100		RPI 101-150		RPI 150+	
18-18-0	2-4-0	0-5-0		OVERALL		3-4-0		7-4-0		6-1-0	
13-7-0	2-0-0	0-4-0		HOME		1-0-0		5-3-0		5-0-0	
3-8-0	0-3-0	0-1-0		AWAY		2-3-0		1-1-0		0-0-0	
2-3-0	0-1-0	0-0-0		NEUTRAL		0-1-0		1-0-0		1-1-0	
15-12-0	2-4-0	0-2-0		NON-CONFERENCE		2-2-0		5-3-0		6-1-0	
11-3-0	2-0-0	0-1-0		HOME		1-0-0		3-2-0		5-0-0	
2-6-0	0-3-0	0-0-		AWAY		1-1-0		1-1-0		0-0-0	
2-3-0	0-1-0	0-0-0		NEUTRAL		0-1-0		1-0-0		1-1-0	
3-6-0	0-0-0	0-3-0		CONFERENCE		1-2-0		2-1-0		0-0-0	
2-4-0	0-0-0	0-3-0		HOME		0-0-0		2-1-0		0-0-0	
1-2-0	0-0-0	0-0-0		AWAY		1-2-0		0-0-0		0-0-0	
0-0-0	0-0-0	0-0-0		NEUTRAL		0-0-0		0-0-0		0-0-0	
<hr/>											
RPI S	Opponent	Score		RPI S	Opponent	Score		RPI S	Opponent	Score	
12 N	Stanford	4	5	28 A	Oklahoma St.	7	10	56 N	Pepperdine	8	13
16 A	Texas Tech	10	15	28 H	Oklahoma St.	0	1	57 A	UT Arlington	2	5
16 A	Texas Tech	4	15	36 H	Houston	3	7	57 A	UT Arlington	8	6
16 A	Texas Tech	2	12	36 H	Houston	4	7	79 A	Tulane	4	8
19 H	Creighton	7	5	36 H	Houston	5	13	79 A	Tulane	12	11
19 H	Creighton	4	3					79 A	Tulane	6	12
								80 H	Kansas St.	8	5
				</							

Non-Div. I Games:

Wichita St.

Average RPI Win:		142	WON-LOST RECORD		WINNING PCT. RANK		LAST 10 GAMES		STRENGTH OF SCHEDULE		OPP. STRENGTH OF SCHEDULE		TEAM RPI		ADJ RPI		CONF. RPI		ADJ CONF. RPI			
DIV. I ONLY			19-18-0		.51351 142		5-5-0		72		85		91		.52886 91		12		12			
DIV. I NON-CONF.			8-13-0		.38095 204		0-3-0		32		39		123		.51351 123		12		12			
TOTALS		RPI 1-25		RPI 26-50		W-L RECORDS		RPI 51-100		RPI 101-150		RPI 150+										
19-18-0		0-2-0		1-5-0		OVERALL		2-4-0		7-3-0		9-4-0										
11-9-0		0-0-0		0-3-0		HOME		2-3-0		4-1-0		5-2-0										
8-9-0		0-2-0		1-2-0		AWAY		0-1-0		3-2-0		4-2-0										
0-0-0		0-0-0		0-0-0		NEUTRAL		0-0-0		0-0-0		0-0-0										
8-13-0		0-2-0		1-5-0		NON-CONFERENCE		2-4-0		4-2-0		1-0-0										
5-6-0		0-0-0		0-3-0		HOME		2-3-0		2-0-0		1-0-0										
3-7-0		0-2-0		1-0-		AWAY		0-1-0		2-2-0		0-0-0										
0-0-0		0-0-0		0-0-0		NEUTRAL		0-0-0		0-0-0		0-0-0										
11-5-0		0-0-0		0-0-0		CONFERENCE		0-0-0		3-1-0		8-4-0										
6-3-0		0-0-0		0-0-0		HOME		0-0-0		2-1-0		4-2-0										
5-2-0		0-0-0		0-0-0		AWAY		0-0-0		1-0-0		4-2-0										
0-0-0		0-0-0		0-0-0		NEUTRAL		0-0-0		0-0-0		0-0-0										
RPI	S	Opponent		Score		RPI	S	Opponent		Score		RPI	S	Opponent		Score						
10	A	Mississippi St.		0	12	28	A	Oklahoma St.		1	5	79	H	Tulane		14	15	103	A	South Alabama	1	0
15	A	LSU		5	6	28	A	Oklahoma St.		0	9	97	A	Louisiana		2	8	106	A	Troy	2	5
						28	A	Oklahoma St.		5	3	97	H	Louisiana		8	9	106	A	Troy	3	8
						31	H	Louisiana Tech		11	15	99	H	Stony Brook		4	7	106	A	Troy	19	4
						31	H	Louisiana Tech		8	13	99	H	Stony Brook		7	2	115	H	Northwestern St.	1	3
						31	H	Louisiana Tech		8	12	99	H	Stony Brook		8	0	115	H	Northwestern St.	8	1
																		115	H	Northwestern St.	5	3
																		125	A	McNeese	12	3
																		147	H	La.-Monroe	10	3
																		147	H	La.-Monroe	7	1
																		156	A	SFA	5	1
																		156	A	SFA	11	3
																		156	A	SFA	2	4
																		157	A	New Orleans	7	1
																		157	A	New Orleans	4	7
																		157	A	New Orleans	7	6
																		173	H	Abilene Christian	14	1
																		173	H	Abilene Christian	12	9
																		173	H	Abilene Christian	8	3
																		174	H	Central Ark.	3	2
																		174	H	Central Ark.	2	3
																		174	H	Central Ark.	1	3
																		294	H	Alcorn	13	3
LAST 10 GAMES																						
157 A New Orleans						4	7	125 A McNeese						12	3	294 H Alcorn						
157 A New Orleans						7	6	115 H Northwestern St.						1	3	115 H Northwestern St.						
174 H Central Ark.						3	2	115 H Northwestern St.						8	1	115 H Northwestern St.						
106 A Troy						19	4	115 H Northwestern St.						5	3	79 H Tulane						
106 A Troy						3	8	79 H Tulane						14	15							

**Non-Div. I Games:**

Southeastern La.

Average RPI Win: 158		WON-LOST	WINNING	LAST 10	STRENGTH OF		OPP. STRENGTH	TEAM	ADJ	CONF.	ADJ CONF.
Average RPI Loss: 68		RECORD	PCT. RANK	GAMES	SCHEDULE		OF SCHEDULE	RPI	RPI	RPI	RPI
DIV. I ONLY		22-16-0	.57895	99	3-7-0		166	40	92	.5285	92
DIV. I NON-CONF.		14-9-0	.6087	97	2-2-0		237	51	124	.51328	124
TOTALS		RPI 1-25	RPI 26-50		W-L RECORDS		RPI 51-100		RPI 101-150		RPI 150+
22-16-0	0-2-0	2-5-0		OVERALL		1-5-0		8-2-0		11-2-0	
12-6-0	0-0-0	0-0-0		HOME		0-3-0		5-2-0		7-1-0	
10-10-0	0-2-0	2-5-0		AWAY		1-2-0		3-0-0		4-1-0	
0-0-0	0-0-0	0-0-0		NEUTRAL		0-0-0		0-0-0		0-0-0	
14-9-0	0-2-0	0-4-0		NON-CONFERENCE		0-0-0		3-1-0		11-2-0	
10-2-0	0-0-0	0-0-0		HOME		0-0-0		3-1-0		7-1-0	
4-7-0	0-2-0	0-0-0		AWAY		0-0-0		0-0-0		4-1-0	
0-0-0	0-0-0	0-0-0		NEUTRAL		0-0-0		0-0-0		0-0-0	
8-7-0	0-0-0	2-1-0		CONFERENCE		1-5-0		5-1-0		0-0-0	
2-4-0	0-0-0	0-0-0		HOME		0-3-0		2-1-0		0-0-0	
6-3-0	0-0-0	2-1-0		AWAY		1-2-0		3-0-0		0-0-0	
0-0-0	0-0-0	0-0-0		NEUTRAL		0-0-0		0-0-0		0-0-0	
RPI S	Opponent	Score	RPI S	Opponent	Score	RPI S	Opponent	Score	RPI S	Opponent	Score
23 A	Missouri	4 14	26 A	Ole Miss	3 15	57 H	UT Arlington	3 5	101 H	Memphis	4 7
23 A	Missouri	1 16	31 A	Louisiana Tech	4 5	57 H	UT Arlington	3 4	103 H	South Alabama	6 11
			31 A	Louisiana Tech	4 9	57 H	UT Arlington	3 9	103 H	South Alabama	6 0
			31 A	Louisiana Tech	6 8	97 A	Louisiana	5 14	103 H	South Alabama	8 1
			39 A	Coastal Caro.	4 2	97 A	Louisiana	12 6	106 A	Troy	9 3
			39 A	Coastal Caro.	0 6	97 A	Louisiana	1 6	106 A	Troy	10 4
			39 A	Coastal Caro.	7 3				106 A	Troy	10 6
									114 H	Missouri St.	14 2
									114 H	Missouri St.	6 4
									114 H	Missouri St.	16 4
									156 A	SFA	7 6
									156 A	SFA	2 4
									156 A	SFA	11 2
									159 H	Southern Ill.	3 4
									174 A	Central Ark.	9 6
									174 H	Central Ark.	6 4
									229 H	Valparaiso	4 1
									229 H	Valparaiso	7 1
									229 H	Valparaiso	7 6
									267 A	Southeast Mo. St.	11 2
									267 H	Southeast Mo. St.	8 4
									281 H	Mississippi Val.	4 2
									281 H	Mississippi Val.	10 0
			LAST 10 GAMES								
			39 A	Coastal Caro.	7 3	57 H	UT Arlington	3 4			
			39 A	Coastal Caro.	0 6	174 H	Central Ark.	6 4			
			267 H	Southeast Mo. St.	8 4	97 A	Louisiana	1 6			
			57 H	UT Arlington	3 9	97 A	Louisiana	5 14			
			57 H	UT Arlington	3 5	97 A	Louisiana	12 6			

Non-Div. I Games:

Arkansas St.

Northwestern

Northwestern

Average RPI Win: 143		WON-LOST	WINNING	LAST 10	STRENGTH OF		OPP. STRENGTH	TEAM	ADJ		CONF.	ADJ CONF.			
Average RPI Loss: 120		RECORD	PCT. RANK	GAMES	SCHEDULE		OF SCHEDULE	RPI	RPI		RPI	RPI			
DIV. I ONLY		22-16-0	.57895	99	6-4-0		53	189	94	.52744	94	14	14		
DIV. I NON-CONF.		15-11-0	.57692	112	1-1-0		95	172	112	.51789	112	17	17		
TOTALS		RPI 1-25	RPI 26-50		W-L RECORDS		RPI 51-100		RPI 101-150		RPI 150+				
22-16-0		3-2-0	0-0-0		OVERALL		4-6-0		4-2-0		11-6-0				
18-9-0		2-1-0	0-0-0		HOME		4-1-0		3-1-0		9-6-0				
3-5-0		1-0-0	0-0-0		AWAY		0-5-0		1-0-0		1-0-0				
1-2-0		0-1-0	0-0-0		NEUTRAL		0-0-0		0-1-0		1-0-0				
15-11-0		3-2-0	0-0-0		NON-CONFERENCE		2-2-0		2-1-0		8-6-0				
11-7-0		2-1-0	0-0-0		HOME		2-0-0		1-0-0		6-6-0				
3-2-0		1-0-0	0-0-		AWAY		0-2-0		1-0-0		1-0-0				
1-2-0		0-1-0	0-0-0		NEUTRAL		0-0-0		0-1-0		1-0-0				
7-5-0		0-0-0	0-0-0		CONFERENCE		2-4-0		2-1-0		3-0-0				
7-2-0		0-0-0	0-0-0		HOME		2-1-0		2-1-0		3-0-0				
0-3-0		0-0-0	0-0-0		AWAY		0-3-0		0-0-0		0-0-0				
0-0-0		0-0-0	0-0-0		NEUTRAL		0-0-0		0-0-0		0-0-0				
RPI	S	Opponent	Score		RPI	S	Opponent	Score		RPI	S	Opponent	Score		
8	N	Tennessee	2	10						134	A	South Fla.	5	3	
23	H	Missouri	4	5						134	H	South Fla.	7	2	
23	H	Missouri	5	4						136	H	FGCU	7	4	
23	H	Missouri	4	2						136	H	FGCU	2	5	
25	A	Florida	7	1						136	H	FGCU	14	8	
										147	N	La.-Monroe	4	7	
										162	H	Columbia	6	4	
										162	H	Columbia	11	4	
										162	H	Columbia	1	2	
										162	H	Columbia	7	11	
										171	H	Fordham	6	8	
										171	H	Fordham	7	4	
										171	H	Fordham	4	3	
										171	H	Fordham	5	8	
										181	N	Western Ky.	9	2	
										209	H	NJIT	8	3	
										209	H	NJIT	5	2	
										209	H	NJIT	4	0	
										247	H	Western Mich.	1	10	
										247	H	Western Mich.	10	4	
										247	H	Western Mich.	11	2	
										264	A	Bethune-Cookman	3	1	
										264	H	Bethune-Cookman	2	6	
				LAST 10 GAMES											
					171	H	Fordham	7	4	209	H	NJIT	5	2	
					247	H	Western Mich.	10	4	209	H	NJIT	4	0	
					162	H	Columbia	6	4	100	H	Jacksonville	11	3	
					134	A	South Fla.	5	3	100	H	Jacksonville	8	10	
					209	H	NJIT	8	3	100	H	Jacksonville	3	2	

Non-Div. I Games:

North Florida





Average RPI Win: 180		WON-LOST	WINNING	LAST 10	STRENGTH OF		OPP. STRENGTH	TEAM	ADJ	CONF.	ADJ CONF.
Average RPI Loss: 56		RECORD	PCT. RANK	GAMES	SCHEDULE		OF SCHEDULE	RPI	RPI	RPI	RPI
DIV. I ONLY		22-16-0	.57895	99	6-4-0		106	87	96	.52616	96
DIV. I NON-CONF.		14-6-0	.7	48	4-0-0		182	229	110	.51851	110
TOTALS		RPI 1-25	RPI 26-50		W-L RECORDS		RPI 51-100		RPI 101-150		RPI 150+
22-16-0		2-8-0	1-0-0		OVERALL		1-6-0		4-1-0		14-1-0
17-7-0		0-3-0	1-0-0		HOME		1-3-0		1-0-0		14-1-0
5-6-0		2-4-0	0-0-0		AWAY		0-1-0		3-1-0		0-0-0
0-3-0		0-1-0	0-0-0		NEUTRAL		0-2-0		0-0-0		0-0-0
14-6-0		0-1-0	1-0-0		NON-CONFERENCE		0-4-0		2-0-0		11-1-0
13-2-0		0-0-0	1-0-0		HOME		0-1-0		1-0-0		11-1-0
1-1-0		0-0-0	0-0-		AWAY		0-1-0		1-0-0		0-0-0
0-3-0		0-1-0	0-0-0		NEUTRAL		0-2-0		0-0-0		0-0-0
8-10-0		2-7-0	0-0-0		CONFERENCE		1-2-0		2-1-0		3-0-0
4-5-0		0-3-0	0-0-0		HOME		1-2-0		0-0-0		3-0-0
4-5-0		2-4-0	0-0-0		AWAY		0-0-0		2-1-0		0-0-0
0-0-0		0-0-0	0-0-0		NEUTRAL		0-0-0		0-0-0		0-0-0
RPI S	Opponent	Score	RPI S	Opponent	Score	RPI S	Opponent	Score	RPI S	Opponent	Score
3 N	Vanderbilt	9 15	27 H	UConn	6 3	67 N	TCU	4 9	121 A	Notre Dame	6 5
9 A	Georgia Tech	3 7				68 A	Liberty	5 14	121 A	Notre Dame	2 5
9 A	Georgia Tech	5 6				72 H	Duke	1 2	121 A	Notre Dame	12 7
9 A	Georgia Tech	9 8				72 H	Duke	6 8	122 H	Old Dominion	4 2
18 H	Miami (FL)	6 9				72 H	Duke	11 3	144 A	James Madison	9 3
18 H	Miami (FL)	1 3				83 N	Cal St. Fullerton	5 6	155 H	Radford	6 3
18 H	Miami (FL)	1 2				89 H	William & Mary	3 9	175 H	Richmond	5 1
22 A	NC State	7 8							202 H	Seton Hall	4 0
22 A	NC State	0 3							202 H	Seton Hall	0 3
22 A	NC State	4 3							220 H	Pittsburgh	5 2
									220 H	Pittsburgh	13 3
									220 H	Pittsburgh	7 5
									234 H	Wagner	14 0
									234 H	Wagner	18 9
									249 H	VMI	9 0
									260 H	Norfolk St.	14 4
									288 H	Villanova	7 2
									288 H	Villanova	7 3
									288 H	Villanova	10 2
									292 H	Longwood	13 4
			LAST 10 GAMES								
			18 H	Miami (FL)	1 2	288 H	Villanova	7 2			
			18 H	Miami (FL)	6 9	249 H	VMI	9 0			
			121 A	Notre Dame	12 7	155 H	Radford	6 3			
			121 A	Notre Dame	6 5	18 H	Miami (FL)	1 3			
			234 H	Wagner	14 0	260 H	Norfolk St.	14 4			

Non-Div. I Games:

Virginia



Average RPI Win:		164	WON-LOST RECORD		WINNING PCT. RANK		LAST 10 GAMES		STRENGTH OF SCHEDULE		OPP. STRENGTH OF SCHEDULE		TEAM RPI		ADJ RPI		CONF. RPI		ADJ CONF. RPI				
DIV. I ONLY			21-15-0		.58333 94		6-4-0		129		114		98		.52564 98		7 7						
DIV. I NON-CONF.			11-10-0		.52381 138		1-2-0		153		116		148		.50179 148		9 9						
TOTALS		RPI 1-25		RPI 26-50		W-L RECORDS		RPI 51-100		RPI 101-150		RPI 150+											
21-15-0		0-2-0		1-2-0		OVERALL		6-8-0		4-3-0		10-0-0											
15-5-0		0-1-0		1-2-0		HOME		3-0-0		4-2-0		7-0-0											
5-8-0		0-1-0		0-0-0		AWAY		2-6-0		0-1-0		3-0-0											
1-2-0		0-0-0		0-0-0		NEUTRAL		1-2-0		0-0-0		0-0-0											
11-10-0		0-2-0		0-0-0		NON-CONFERENCE		2-6-0		2-2-0		7-0-0											
9-2-0		0-1-0		0-0-0		HOME		0-0-0		2-1-0		7-0-0											
1-6-0		0-1-0		0-0-		AWAY		1-4-0		0-1-0		0-0-0											
1-2-0		0-0-0		0-0-0		NEUTRAL		1-2-0		0-0-0		0-0-0											
10-5-0		0-0-0		1-2-0		CONFERENCE		4-2-0		2-1-0		3-0-0											
6-3-0		0-0-0		1-2-0		HOME		3-0-0		2-1-0		0-0-0											
4-2-0		0-0-0		0-0-0		AWAY		1-2-0		0-0-0		3-0-0											
0-0-0		0-0-0		0-0-0		NEUTRAL		0-0-0		0-0-0		0-0-0											
RPI	S	Opponent		Score		RPI	S	Opponent		Score		RPI	S	Opponent		Score							
12	A	Stanford		3	8	46	H	Loyola Marymount		1	2	52	A	Fresno St.		6	8	119	H	Portland	5	4	
12	H	Stanford		1	11	46	H	Loyola Marymount		5	6	58	A	San Diego		4	6	119	H	Portland	2	20	
						46	H	Loyola Marymount		3	2	58	A	San Diego		10	4	119	H	Portland	2	1	
												58	A	San Diego		3	10	129	H	San Jose St.	12	6	
												60	A	California		7	10	129	H	San Jose St.	6	3	
												71	A	San Diego St.		3	6	141	A	Nevada	3	7	
												71	A	San Diego St.		9	8	141	H	Nevada	1	8	
												71	A	San Diego St.		4	8	195	H	UC Riverside	4	3	
												75	H	Saint Mary's (CA)		4	2	195	H	UC Riverside	8	2	
												75	H	Saint Mary's (CA)		2	0	221	H	CSU Bakersfield	3	2	
												75	H	Saint Mary's (CA)		10	9	221	H	CSU Bakersfield	12	1	
												80	N	Kansas St.		3	1	221	H	CSU Bakersfield	2	0	
												80	N	Kansas St.		5	11	283	H	Rider	5	4	
												80	N	Kansas St.		0	7	283	H	Rider	5	0	
																		285	A	Santa Clara	10	0	
																		285	A	Santa Clara	6	4	
																		285	A	Santa Clara	4	1	
LAST 10 GAMES																							
						141	H	Nevada		1	8	46	H	Loyola Marymount		5	6						
						75	H	Saint Mary's (CA)		10	9	46	H	Loyola Marymount		3	2						
						75	H	Saint Mary's (CA)		4	2	46	H	Loyola Marymount		1	2						
						75	H	Saint Mary's (CA)		2	0	129	H	San Jose St.		6	3						
						12	H	Stanford		1	11	285	A	Santa Clara		4	1						

Non-Div. I Games:

San Francisco

Average RPI Win:		204	WON-LOST		WINNING		LAST 10		STRENGTH OF		OPP. STRENGTH		TEAM		ADJ		CONF.		ADJ CONF.		
Average RPI Loss:		125	RECORD		PCT. RANK		GAMES		SCHEDULE		OF SCHEDULE		RPI		RPI		RPI		RPI		
DIV. I ONLY			20-11-0		.64516		57		7-3-0		234		148		99		.5255		99		
DIV. I NON-CONF.			11-8-0		.57895		110		3-0-0		216		119		97		.52516		97		
TOTALS		RPI 1-25		RPI 26-50		W-L RECORDS		RPI 51-100		RPI 101-150		RPI 150+									
20-11-0		0-3-0		0-0-0		OVERALL		1-2-0		2-1-0		17-5-0									
10-1-0		0-0-0		0-0-0		HOME		0-0-0		0-0-0		10-1-0									
10-10-0		0-3-0		0-0-0		AWAY		1-2-0		2-1-0		7-4-0									
0-0-0		0-0-0		0-0-0		NEUTRAL		0-0-0		0-0-0		0-0-0									
11-8-0		0-3-0		0-0-0		NON-CONFERENCE		1-2-0		2-1-0		8-2-0									
4-1-0		0-0-0		0-0-0		HOME		0-0-0		0-0-0		4-1-0									
7-7-0		0-3-0		0-0-		AWAY		1-2-0		2-1-0		4-1-0									
0-0-0		0-0-0		0-0-0		NEUTRAL		0-0-0		0-0-0		0-0-0									
9-3-0		0-0-0		0-0-0		CONFERENCE		0-0-0		0-0-0		9-3-0									
6-0-0		0-0-0		0-0-0		HOME		0-0-0		0-0-0		6-0-0									
3-3-0		0-0-0		0-0-0		AWAY		0-0-0		0-0-0		3-3-0									
0-0-0		0-0-0		0-0-0		NEUTRAL		0-0-0		0-0-0		0-0-0									
RPI	S	Opponent		Score		RPI	S	Opponent		Score		RPI	S	Opponent		Score					
7	A	Arkansas		3	4					91	A	Southeastern La.		2	7	146	A	FIU		7	6
7	A	Arkansas		1	3					91	A	Southeastern La.		0	8	146	A	FIU		2	13
7	A	Arkansas		7	15					91	A	Southeastern La.		7	4	146	A	FIU		13	7
																168	A	Rutgers		5	6
																178	A	Binghamton		0	5
																178	A	Binghamton		6	3
																178	A	Binghamton		7	6
																191	H	Maine		8	3
																191	H	Maine		2	0
																191	H	Maine		5	3
																205	A	Hartford		5	6
																205	A	Hartford		7	5
																205	A	Hartford		5	9
																207	A	Army West Point		13	4
																219	H	UMBC		9	3
																219	H	UMBC		4	3
																219	H	UMBC		8	5
																225	H	LIU Brooklyn		9	3
																233	A	Central Conn. St.		9	3
																235	A	Sacred Heart		8	1
																235	H	Sacred Heart		12	9
																235	H	Sacred Heart		4	1
																266	A	Iona		11	7
																266	H	Iona		4	2
																266	H	Iona		8	12
LAST 10 GAMES																					
						235	H	Sacred Heart		4	1	205	A	Hartford		7	5				
						207	A	Army West Point		13	4	219	H	UMBC		8	5				
						219	H	UMBC		9	3	178	A	Binghamton		0	5				
						219	H	UMBC		4	3	191	H	Maine		5	3				
						7	A	Arkansas		1	3	178	A	Binghamton		6	3				

Non-Div. I Games:

Stony Brook

Average RPI Win:		184	WON-LOST RECORD		WINNING PCT. RANK		LAST 10 GAMES		STRENGTH OF SCHEDULE		OPP. STRENGTH OF SCHEDULE		TEAM RPI		ADJ RPI		CONF. RPI		ADJ CONF. RPI	
DIV. I ONLY			21-16-0		.56757 107		3-7-0		121		128		100		.52543 100		14		14	
DIV. I NON-CONF.			14-11-0		.56 123		1-2-0		72		103		76		.54107 76		17		17	
TOTALS		RPI 1-25		RPI 26-50		W-L RECORDS		RPI 51-100		RPI 101-150		RPI 150+								
21-16-0		0-3-0		0-3-0		OVERALL		4-7-0		1-0-0		16-3-0								
13-7-0		0-1-0		0-3-0		HOME		0-1-0		1-0-0		12-2-0								
8-9-0		0-2-0		0-0-0		AWAY		4-6-0		0-0-0		4-1-0								
0-0-0		0-0-0		0-0-0		NEUTRAL		0-0-0		0-0-0		0-0-0								
14-11-0		0-3-0		0-3-0		NON-CONFERENCE		3-5-0		1-0-0		10-0-0								
9-5-0		0-1-0		0-3-0		HOME		0-1-0		1-0-0		8-0-0								
5-6-0		0-2-0		0-0-		AWAY		3-4-0		0-0-0		2-0-0								
0-0-0		0-0-0		0-0-0		NEUTRAL		0-0-0		0-0-0		0-0-0								
7-5-0		0-0-0		0-0-0		CONFERENCE		1-2-0		0-0-0		6-3-0								
4-2-0		0-0-0		0-0-0		HOME		0-0-0		0-0-0		4-2-0								
3-3-0		0-0-0		0-0-0		AWAY		1-2-0		0-0-0		2-1-0								
0-0-0		0-0-0		0-0-0		NEUTRAL		0-0-0		0-0-0		0-0-0								
RPI	S	Opponent		Score		RPI	S	Opponent		Score		RPI	S	Opponent		Score				
25	A	Florida		8	13	49	H	Indiana St.		1	7	62	A	Florida St.		3	2			
25	A	Florida		4	8	49	H	Indiana St.		3	8	70	A	UCF		4	6			
25	H	Florida		4	5	49	H	Indiana St.		7	13	70	A	UCF		8	5			
												70	A	UCF		0	3			
												70	H	UCF		2	8			
												94	A	North Florida		3	11			
												94	A	North Florida		10	8			
												94	A	North Florida		2	3			
												95	A	UNC Greensboro		3	13			
												95	A	UNC Greensboro		4	5			
												95	A	UNC Greensboro		8	4			
														214 H Brown		6	2			
														214 H Brown		15	0			
														214 H Brown		11	2			
														214 H Brown		10	0			
														237 H North Ala.		7	9			
														237 H North Ala.		10	5			
														237 H North Ala.		2	9			
														264 A Bethune-Cookman		7	5			
														277 A Florida A&M		5	2			
														277 H Florida A&M		10	9			
LAST 10 GAMES																				
						209	A	NJIT		2	5	237	H	North Ala.		2	9			
						209	A	NJIT		5	2	237	H	North Ala.		7	9			
						214	H	Brown		6	2	70	H	UCF		2	8			
						25	A	Florida		4	8	94	A	North Florida		3	11			
						237	H	North Ala.		10	5	94	A	North Florida		10	8			

Non-Div. I Games:

Jacksonville

Average RPI Win: 143		WON-LOST	WINNING	LAST 10	STRENGTH OF		OPP. STRENGTH	TEAM	ADJ	CONF.	ADJ CONF.
Average RPI Loss: 101		RECORD	PCT. RANK	GAMES	SCHEDULE		OF SCHEDULE	RPI	RPI	RPI	RPI
DIV. I ONLY		17-17-0	.5	146	5-5-0		57	106	101	.52463	101
DIV. I NON-CONF.		13-12-0	.52	143	3-2-0		78	186	126	.51294	126
TOTALS		RPI 1-25	RPI 26-50		W-L RECORDS		RPI 51-100		RPI 101-150		RPI 150+
17-17-0		1-3-0	3-5-0		OVERALL		2-2-0		0-0-0		11-7-0
11-9-0		1-2-0	2-2-0		HOME		0-0-0		0-0-0		8-5-0
6-8-0		0-1-0	1-3-0		AWAY		2-2-0		0-0-0		3-2-0
0-0-0		0-0-0	0-0-0		NEUTRAL		0-0-0		0-0-0		0-0-0
13-12-0		1-3-0	0-2-0		NON-CONFERENCE		1-0-0		0-0-0		11-7-0
9-8-0		1-2-0	0-1-0		HOME		0-0-0		0-0-0		8-5-0
4-4-0		0-1-0	0-0-		AWAY		1-0-0		0-0-0		3-2-0
0-0-0		0-0-0	0-0-0		NEUTRAL		0-0-0		0-0-0		0-0-0
4-5-0		0-0-0	3-3-0		CONFERENCE		1-2-0		0-0-0		0-0-0
2-1-0		0-0-0	2-1-0		HOME		0-0-0		0-0-0		0-0-0
2-4-0		0-0-0	1-2-0		AWAY		1-2-0		0-0-0		0-0-0
0-0-0		0-0-0	0-0-0		NEUTRAL		0-0-0		0-0-0		0-0-0
RPI S	Opponent	Score		RPI S	Opponent	Score		RPI S	Opponent	Score	
7 A	Arkansas	3	10	26 A	Ole Miss	2	5	90 A	Wichita St.	3	7
21 H	Indiana	0	6	26 H	Ole Miss	6	9	90 A	Wichita St.	4	8
21 H	Indiana	1	6	27 A	UConn	7	1	90 A	Wichita St.	6	3
21 H	Indiana	6	3	27 A	UConn	1	3	92 A	Arkansas St.	7	4
				27 A	UConn	2	4				
				36 H	Houston	3	4				
				36 H	Houston	7	3				
				36 H	Houston	6	4				
				LAST 10 GAMES							
				192 H	Southern U.	10	1	181 A	Western Ky.	12	4
				192 H	Southern U.	14	12	186 H	Middle Tenn.	8	6
				36 H	Houston	6	4	186 H	Middle Tenn.	7	5
				36 H	Houston	7	3	26 A	Ole Miss	2	5
				26 H	Ole Miss	6	9	27 A	UConn	2	4

Non-Div. I Games:

Memphis

Average RPI Win:	165	WON-LOST	WINNING	LAST 10	STRENGTH OF	OPP. STRENGTH	TEAM	ADJ	CONF.	ADJ CONF.				
Average RPI Loss:	126	RECORD	PCT. RANK	GAMES	SCHEDULE	OF SCHEDULE	RPI	RPI	RPI	RPI				
DIV. I ONLY		17-18-0	.48571	160	6-4-0	100	185	102	.52427	102	18	18		
DIV. I NON-CONF.		9-14-0	.3913	197	2-2-0	148	84	141	.50388	141	23	23		
<hr/>														
TOTALS	RPI 1-25	RPI 26-50		W-L RECORDS		RPI 51-100		RPI 101-150		RPI 150+				
17-18-0	1-2-0	0-0-0		OVERALL		3-4-0		1-6-0		12-6-0				
5-4-0	0-0-0	0-0-0		HOME		0-1-0		0-0-0		5-3-0				
11-12-0	0-0-0	0-0-0		AWAY		3-3-0		1-6-0		7-3-0				
1-2-0	1-2-0	0-0-0		NEUTRAL		0-0-0		0-0-0		0-0-0				
<hr/>														
9-14-0	1-2-0	0-0-0		NON-CONFERENCE		3-4-0		1-6-0		4-2-0				
0-3-0	0-0-0	0-0-0		HOME		0-1-0		0-0-0		0-2-0				
8-9-0	0-0-0	0-0-		AWAY		3-3-0		1-6-0		4-0-0				
1-2-0	1-2-0	0-0-0		NEUTRAL		0-0-0		0-0-0		0-0-0				
<hr/>														
8-4-0	0-0-0	0-0-0		CONFERENCE		0-0-0		0-0-0		8-4-0				
5-1-0	0-0-0	0-0-0		HOME		0-0-0		0-0-0		5-1-0				
3-3-0	0-0-0	0-0-0		AWAY		0-0-0		0-0-0		3-3-0				
0-0-0	0-0-0	0-0-0		NEUTRAL		0-0-0		0-0-0		0-0-0				
<hr/>														
RPI	S	Opponent	Score		RPI	S	Opponent	Score		RPI	S	Opponent	Score	
23	N	Missouri	8	6						65	A	Bryant	16	12
23	N	Missouri	0	7						65	H	Bryant	0	2
23	N	Missouri	4	12						66	A	Boston College	0	4
										90	A	Wichita St.	1	5
										90	A	Wichita St.	6	1
										90	A	Wichita St.	7	8
										90	A	Wichita St.	13	8

Non-Div. I Games:

Rhode Island



Average RPI Win:		144	WON-LOST RECORD		WINNING PCT. RANK	LAST 10 GAMES		STRENGTH OF SCHEDULE		OPP. STRENGTH OF SCHEDULE	TEAM RPI	ADJ RPI	CONF. RPI	ADJ CONF. RPI			
Average RPI Loss:		57															
DIV. I ONLY			16-20-0		.44444	188	4-6-0		25	86	103	.52362	103	9	9		
DIV. I NON-CONF.			11-10-0		.52381	138	2-2-0		50	94	95	.52828	95	8	8		
TOTALS		RPI 1-25		RPI 26-50		W-L RECORDS		RPI 51-100		RPI 101-150		RPI 150+					
16-20-0		1-5-0		1-5-0		OVERALL		6-9-0		0-0-0		8-1-0					
12-8-0		0-1-0		1-5-0		HOME		3-2-0		0-0-0		8-0-0					
4-12-0		1-4-0		0-0-0		AWAY		3-7-0		0-0-0		0-1-0					
0-0-0		0-0-0		0-0-0		NEUTRAL		0-0-0		0-0-0		0-0-0					
11-10-0		1-5-0		0-3-0		NON-CONFERENCE		2-1-0		0-0-0		8-1-0					
9-5-0		0-1-0		0-3-0		HOME		1-1-0		0-0-0		8-0-0					
2-5-0		1-4-0		0-0-		AWAY		1-0-0		0-0-0		0-1-0					
0-0-0		0-0-0		0-0-0		NEUTRAL		0-0-0		0-0-0		0-0-0					
5-10-0		0-0-0		1-2-0		CONFERENCE		4-8-0		0-0-0		0-0-0					
3-3-0		0-0-0		1-2-0		HOME		2-1-0		0-0-0		0-0-0					
2-7-0		0-0-0		0-0-0		AWAY		2-7-0		0-0-0		0-0-0					
0-0-0		0-0-0		0-0-0		NEUTRAL		0-0-0		0-0-0		0-0-0					
RPI	S	Opponent		Score		RPI	S	Opponent		Score		RPI	S	Opponent		Score	
10	A	Mississippi St.		5	7	39	H	Coastal Caro.		4	9	51	H	Texas St.		10	7
15	A	LSU		0	2	39	H	Coastal Caro.		8	4	51	H	Texas St.		1	0
17	H	Auburn		2	6	39	H	Coastal Caro.		5	14	51	H	Texas St.		2	8
24	A	Clemson		2	6	44	H	Alabama		5	10	54	A	Southern Miss.		15	6
24	A	Clemson		2	7	44	H	Alabama		3	7	54	H	Southern Miss.		4	1
24	A	Clemson		4	3	44	H	Alabama		1	6	57	A	UT Arlington		3	6
												57	A	UT Arlington		5	11
												57	A	UT Arlington		7	9
												91	H	Southeastern La.		0	1
												92	A	Arkansas St.		0	6
												92	A	Arkansas St.		11	6
												92	A	Arkansas St.		1	8
												97	A	Louisiana		4	8
												97	A	Louisiana		1	4
												97	A	Louisiana		9	2
LAST 10 GAMES																	
24	A	Clemson		4	3	97	A	Louisiana		9	2						
24	A	Clemson		2	7	10	A	Mississippi St.		5	7						
54	H	Southern Miss.		4	1	39	H	Coastal Caro.		5	14						
97	A	Louisiana		1	4	39	H	Coastal Caro.		4	9						
97	A	Louisiana		4	8	39	H	Coastal Caro.		8	4						

Non-Div. I Games:

South Alabama

Average RPI Win: 163		WON-LOST RECORD	WINNING PCT. RANK	LAST 10 GAMES	STRENGTH OF SCHEDULE	OPP. STRENGTH OF SCHEDULE	TEAM RPI	ADJ RPI	CONF. RPI	ADJ CONF. RPI	
Average RPI Loss: 106											
DIV. I ONLY		23-12-0	.65714 46	8-2-0	193	103	104	.52349 104	23	23	
DIV. I NON-CONF.		14-9-0	.6087 97	0-1-0	159	27	102	.52261 102	24	24	
<hr/>											
TOTALS		RPI 1-25	RPI 26-50		W-L RECORDS		RPI 51-100		RPI 101-150		RPI 150+
23-12-0		0-0-0	1-3-0		OVERALL		1-3-0		13-4-0		8-2-0
17-5-0		0-0-0	1-2-0		HOME		0-0-0		8-2-0		8-1-0
6-7-0		0-0-0	0-1-0		AWAY		1-3-0		5-2-0		0-1-0
0-0-0		0-0-0	0-0-0		NEUTRAL		0-0-0		0-0-0		0-0-0
14-9-0		0-0-0	1-3-0		NON-CONFERENCE		1-3-0		9-2-0		3-1-0
12-4-0		0-0-0	1-2-0		HOME		0-0-0		8-2-0		3-0-0
2-5-0		0-0-0	0-0-		AWAY		1-3-0		1-0-0		0-1-0
0-0-0		0-0-0	0-0-0		NEUTRAL		0-0-0		0-0-0		0-0-0
9-3-0		0-0-0	0-0-0		CONFERENCE		0-0-0		4-2-0		5-1-0
5-1-0		0-0-0	0-0-0		HOME		0-0-0		0-0-0		5-1-0
4-2-0		0-0-0	0-0-0		AWAY		0-0-0		4-2-0		0-0-0
0-0-0		0-0-0	0-0-0		NEUTRAL		0-0-0		0-0-0		0-0-0
RPI	S	Opponent	Score	RPI	S	Opponent	Score	RPI	S	Opponent	Score
				28	H	Oklahoma St.	3 10	67	A	TCU	2 6
				28	H	Oklahoma St.	5 2	80	A	Kansas St.	6 5
				28	H	Oklahoma St.	1 3	80	A	Kansas St.	1 3
				34	A	Texas	3 4	80	A	Kansas St.	1 7
										102	H Rhode Island 7 6
										102	H Rhode Island 9 5
										102	H Rhode Island 8 1
										102	H Rhode Island 15 3
										111	A Sacramento St. 5 3
										111	A Sacramento St. 1 7
										111	A Sacramento St. 4 5
										119	H Portland 2 1
										119	H Portland 4 6
										131	A Grand Canyon 8 5
										131	A Grand Canyon 9 7
										131	A Grand Canyon 3 2
										133	H Massachusetts 4 1
										133	H Massachusetts 12 6
										133	H Massachusetts 11 14
										137	A A&M-Corpus Christi 6 2
										137	H A&M-Corpus Christi 9 4
										211	A Houston Baptist 7 13
										211	H Houston Baptist 6 0
										228	H North Dakota St. 6 4
										228	H North Dakota St. 8 3
										265	H Chicago St. 0 1
										265	H Chicago St. 5 4
										265	H Chicago St. 8 1
										291	H Northern Colo. 10 0
										291	H Northern Colo. 11 1
										291	H Northern Colo. 3 2
				LAST 10 GAMES							
				291	H	Northern Colo.	10 0	131	A	Grand Canyon	3 2
				291	H	Northern Colo.	11 1	211	A	Houston Baptist	7 13
				102	H	Rhode Island	9 5	265	H	Chicago St.	0 1
				131	A	Grand Canyon	9 7	265	H	Chicago St.	5 4
				131	A	Grand Canyon	8 5	265	H	Chicago St.	8 1

Non-Div. I Games:

UTRGV

Average RPI Win: 229		WON-LOST RECORD	WINNING PCT. RANK	LAST 10 GAMES	STRENGTH OF SCHEDULE	OPP. STRENGTH OF SCHEDULE	TEAM RPI	ADJ RPI	CONF. RPI	ADJ CONF. RPI	
Average RPI Loss: 151											
DIV. I ONLY		29-7-0	.80556 4	8-2-0	290	176	105	.52328 105	25	25	
DIV. I NON-CONF.		19-5-0	.79167 19	3-1-0	291	139	101	.52305 101	25	25	
<hr/>											
TOTALS		RPI 1-25		RPI 26-50		W-L RECORDS		RPI 51-100		RPI 101-150	RPI 150+
29-7-0		0-1-0		0-0-0		OVERALL		1-0-0		3-2-0	25-4-0
14-0-0		0-0-0		0-0-0		HOME		0-0-0		0-0-0	14-0-0
12-5-0		0-1-0		0-0-0		AWAY		0-0-0		3-2-0	9-2-0
3-2-0		0-0-0		0-0-0		NEUTRAL		1-0-0		0-0-0	2-2-0
<hr/>											
19-5-0		0-1-0		0-0-0		NON-CONFERENCE		1-0-0		1-1-0	17-3-0
11-0-0		0-0-0		0-0-0		HOME		0-0-0		0-0-0	11-0-0
5-3-0		0-1-0		0-0-		AWAY		0-0-0		1-1-0	4-1-0
3-2-0		0-0-0		0-0-0		NEUTRAL		1-0-0		0-0-0	2-2-0
<hr/>											
10-2-0		0-0-0		0-0-0		CONFERENCE		0-0-0		2-1-0	8-1-0
3-0-0		0-0-0		0-0-0		HOME		0-0-0		0-0-0	3-0-0
7-2-0		0-0-0		0-0-0		AWAY		0-0-0		2-1-0	5-1-0
0-0-0		0-0-0		0-0-0		NEUTRAL		0-0-0		0-0-0	0-0-0
<hr/>											
RPI S	Opponent	Score		RPI S	Opponent	Score		RPI S	Opponent	Score	
4 A	Louisville	1	6					87 N	Wright St.	7	6
								124 A	Cincinnati	12	8
								124 A	Cincinnati	5	15
								143 A	Kent St.	3	2
								143 A	Kent St.	5	1
								143 A	Kent St.	2	12
								164 A	Murray St.	5	7
								164 A	Murray St.	14	4
								164 A	Murray St.	10	3
								175 A	Eastern Ky.	8	4
								201 N	Saint Louis	9	7
								201 N	Saint Louis	1	9
								201 N	Saint Louis	3	2
								201 N	Saint Louis	3	10
								218 A	Toledo	3	2
								218 A	Toledo	5	7
								218 A	Toledo	10	6
								251 H	Oakland	5	3
								251 H	Oakland	14	3
								251 H	Oakland	10	2
								259 H	Youngstown St.	9	1
								259 H	Youngstown St.	5	2
								259 H	Youngstown St.	11	1
								259 H	Youngstown St.	6	3
								268 H	St. Bonaventure	8	0
								268 H	St. Bonaventure	7	6
								268 H	St. Bonaventure	18	10
								272 A	Bowling Green	12	4
								272 A	Bowling Green	12	4
								87 N	Wright St.	7	6
								201 N	Saint Louis	3	10
								124 A	Cincinnati	5	15
								272 A	Bowling Green	12	4
								124 A	Cincinnati	12	8
								272 A	Bowling Green	12	4
								251 H	Oakland	10	2

Non-Div. I Games:

Miami (OH)

RPI	S	Opponent	Score	
272	A	Bowling Green	10	8
272	A	Bowling Green	15	2
278	A	Northern Ky.	16	1
278	H	Northern Ky.	7	3
280	H	Eastern Mich.	13	3
280	H	Eastern Mich.	7	6
280	H	Eastern Mich.	7	6

Miami (OH)

M  
i  
a  
m  
i  
(  
O  
H  
)

M  
i  
a  
m  
i  
(  
O  
H  
)

Average RPI Win: 131		WON-LOST RECORD	WINNING PCT. RANK	LAST 10 GAMES	STRENGTH OF SCHEDULE	OPP. STRENGTH OF SCHEDULE	TEAM RPI	ADJ RPI	CONF. RPI	ADJ CONF. RPI							
Average RPI Loss: 106																	
DIV. I ONLY		19-18-0	.51351 142	6-4-0	68	120	106	.52325 106	9	9							
DIV. I NON-CONF.		12-10-0	.54545 132	2-2-0	57	183	100	.52374 100	8	8							
<hr/>																	
TOTALS		RPI 1-25		RPI 26-50		W-L RECORDS		RPI 51-100		RPI 101-150		RPI 150+					
19-18-0		0-1-0		4-3-0		OVERALL		6-6-0		2-3-0		7-5-0					
11-10-0		0-0-0		0-0-0		HOME		4-5-0		2-3-0		5-2-0					
8-7-0		0-0-0		4-3-0		AWAY		2-1-0		0-0-0		2-3-0					
0-1-0		0-1-0		0-0-0		NEUTRAL		0-0-0		0-0-0		0-0-0					
12-10-0		0-1-0		3-1-0		NON-CONFERENCE		2-1-0		2-3-0		5-4-0					
9-6-0		0-0-0		0-0-0		HOME		2-1-0		2-3-0		5-2-0					
3-3-0		0-0-0		3-0-		AWAY		0-0-0		0-0-0		0-2-0					
0-1-0		0-1-0		0-0-0		NEUTRAL		0-0-0		0-0-0		0-0-0					
7-8-0		0-0-0		1-2-0		CONFERENCE		4-5-0		0-0-0		2-1-0					
2-4-0		0-0-0		0-0-0		HOME		2-4-0		0-0-0		0-0-0					
5-4-0		0-0-0		1-2-0		AWAY		2-1-0		0-0-0		2-1-0					
0-0-0		0-0-0		0-0-0		NEUTRAL		0-0-0		0-0-0		0-0-0					
RPI	S	Opponent		Score		RPI	S	Opponent		Score		RPI	S	Opponent		Score	
8	N	Tennessee		2	11	31	A	Louisiana Tech		4	11	51	A	Texas St.		7	3
						31	A	Louisiana Tech		4	3	51	A	Texas St.		7	6
						31	A	Louisiana Tech		7	5	51	A	Texas St.		7	8
						39	A	Coastal Caro.		2	4	91	H	Southeastern La.		8	3
						39	A	Coastal Caro.		7	9	91	H	Southeastern La.		4	19
						39	A	Coastal Caro.		10	8	91	H	Southeastern La.		5	2
						44	A	Alabama		8	4	92	H	Arkansas St.		3	9
												92	H	Arkansas St.		6	10
												92	H	Arkansas St.		4	10
												97	H	Louisiana		3	4
												97	H	Louisiana		5	4
												97	H	Louisiana		10	6

Non-Div. I Games:

Troy

Average RPI Win: 170		WON-LOST RECORD	WINNING PCT. RANK	LAST 10 GAMES	STRENGTH OF SCHEDULE	OPP. STRENGTH OF SCHEDULE	TEAM RPI	ADJ RPI	CONF. RPI	ADJ CONF. RPI							
Average RPI Loss: 84																	
DIV. I ONLY		21-16-0	.56757	107	6-4-0	114	110	107	.52306	107	15	15					
DIV. I NON-CONF.		11-14-0	.44	177	0-3-0	68	104	138	.50455	138	15	15					
<hr/>																	
TOTALS		RPI 1-25		RPI 26-50		W-L RECORDS		RPI 51-100		RPI 101-150		RPI 150+					
21-16-0		0-4-0		0-0-0		OVERALL		4-9-0		5-1-0		12-2-0					
12-10-0		0-2-0		0-0-0		HOME		1-7-0		3-0-0		8-1-0					
8-6-0		0-2-0		0-0-0		AWAY		3-2-0		2-1-0		3-1-0					
1-0-0		0-0-0		0-0-0		NEUTRAL		0-0-0		0-0-0		1-0-0					
11-14-0		0-4-0		0-0-0		NON-CONFERENCE		2-8-0		2-1-0		7-1-0					
6-10-0		0-2-0		0-0-0		HOME		1-7-0		0-0-0		5-1-0					
4-4-0		0-2-0		0-0-		AWAY		1-1-0		2-1-0		1-0-0					
1-0-0		0-0-0		0-0-0		NEUTRAL		0-0-0		0-0-0		1-0-0					
10-2-0		0-0-0		0-0-0		CONFERENCE		2-1-0		3-0-0		5-1-0					
6-0-0		0-0-0		0-0-0		HOME		0-0-0		3-0-0		3-0-0					
4-2-0		0-0-0		0-0-0		AWAY		2-1-0		0-0-0		2-1-0					
0-0-0		0-0-0		0-0-0		NEUTRAL		0-0-0		0-0-0		0-0-0					
RPI	S	Opponent		Score		RPI	S	Opponent		Score		RPI	S	Opponent		Score	
11	A	East Carolina		3	5							59	H	Campbell		7	15
11	H	East Carolina		4	9							65	H	Bryant		1	0
22	A	NC State		2	21							65	H	Bryant		4	6
22	H	NC State		0	5							65	H	Bryant		5	6
												68	H	Liberty		1	13
												77	H	Maryland		4	11
												77	H	Maryland		4	12
												82	A	Col. of Charleston		1	3
												82	A	Col. of Charleston		7	2
												82	A	Col. of Charleston		8	6
												84	A	Wake Forest		6	3
												84	H	Wake Forest		7	13
												95	A	UNC Greensboro		3	4

Non-Div. I Games:

Elon

Average RPI Win: 182		WON-LOST	WINNING	LAST 10	STRENGTH OF		OPP. STRENGTH	TEAM	ADJ	CONF.	ADJ CONF.				
Average RPI Loss: 87		RECORD	PCT. RANK	GAMES	SCHEDULE		OF SCHEDULE	RPI	RPI	RPI	RPI				
DIV. I ONLY		19-16-0	.54286	124	5-5-0		160	101	108	.52163	108	2	2		
DIV. I NON-CONF.		15-8-0	.65217	68	1-1-0		279	210	145	.50277	145	3	3		
TOTALS		RPI 1-25	RPI 26-50		W-L RECORDS		RPI 51-100		RPI 101-150		RPI 150+				
19-16-0		1-2-0	3-6-0		OVERALL		0-5-0		2-0-0		13-3-0				
4-4-0		0-0-0	3-3-0		HOME		0-1-0		1-0-0		0-0-0				
4-11-0		1-2-0	0-3-0		AWAY		0-4-0		1-0-0		2-2-0				
11-1-0		0-0-0	0-0-0		NEUTRAL		0-0-0		0-0-0		11-1-0				
15-8-0		0-0-0	0-0-0		NON-CONFERENCE		0-5-0		2-0-0		13-3-0				
1-1-0		0-0-0	0-0-0		HOME		0-1-0		1-0-0		0-0-0				
3-6-0		0-0-0	0-0-		AWAY		0-4-0		1-0-0		2-2-0				
11-1-0		0-0-0	0-0-0		NEUTRAL		0-0-0		0-0-0		11-1-0				
4-8-0		1-2-0	3-6-0		CONFERENCE		0-0-0		0-0-0		0-0-0				
3-3-0		0-0-0	3-3-0		HOME		0-0-0		0-0-0		0-0-0				
1-5-0		1-2-0	0-3-0		AWAY		0-0-0		0-0-0		0-0-0				
0-0-0		0-0-0	0-0-0		NEUTRAL		0-0-0		0-0-0		0-0-0				
RPI	S	Opponent	Score	RPI	S	Opponent	Score	RPI	S	Opponent	Score				
16	A	Texas Tech	4 5	28	H	Oklahoma St.	6 27	74	A	St. John's (NY)	0 1	114	A	Missouri St.	9 5
16	A	Texas Tech	13 9	28	H	Oklahoma St.	7 6	74	A	St. John's (NY)	1 3	114	H	Missouri St.	11 6
16	A	Texas Tech	4 19	28	H	Oklahoma St.	5 4	74	A	St. John's (NY)	3 11	154	N	Ball St.	6 1
				37	H	Baylor	12 7	90	A	Wichita St.	2 3	202	N	Seton Hall	7 4
				37	H	Baylor	0 8	90	H	Wichita St.	1 9	233	N	Central Conn. St.	10 8
				37	H	Baylor	2 8					238	A	USC Upstate	3 4
				43	A	Oklahoma	5 10					238	A	USC Upstate	5 3
				43	A	Oklahoma	3 4					238	A	USC Upstate	4 6
				43	A	Oklahoma	1 5					238	A	USC Upstate	9 5
												239	N	Saint Joseph's	7 5
												245	N	Texas Southern	1 0
												245	N	Texas Southern	19 13
												245	N	Texas Southern	3 8
												245	N	Texas Southern	7 1
												271	N	Northern Ill.	7 2
												271	N	Northern Ill.	8 1
												271	N	Northern Ill.	3 1
												275	N	Georgetown	6 2
LAST 10 GAMES															
				37	H	Baylor	0 8	28	H	Oklahoma St.	5 4				
				37	H	Baylor	2 8	28	H	Oklahoma St.	6 27				
				245	N	Texas Southern	7 1	114	H	Missouri St.	11 6				
				245	N	Texas Southern	3 8	16	A	Texas Tech	13 9				
				28	H	Oklahoma St.	7 6	16	A	Texas Tech	4 19				

Non-Div. I Games:

Kansas

**Non-Div. I Games:**

Tie, Loss, Non-Conf,S Site, H Home, A Away, N Neutral Page 112



Average RPI Win: 130		WON-LOST	WINNING	LAST 10	STRENGTH OF		OPP. STRENGTH	TEAM	ADJ	CONF.	ADJ CONF.
Average RPI Loss: 76		RECORD	PCT. RANK	GAMES	SCHEDULE		OF SCHEDULE	RPI	RPI	RPI	RPI
DIV. I ONLY		17-19-0	.47222	167	9-1-0		51	83	110	.52145	110
DIV. I NON-CONF.		8-14-0	.36364	212	3-0-0		34	108	154	.49897	154
TOTALS		RPI 1-25	RPI 26-50		W-L RECORDS		RPI 51-100		RPI 101-150		RPI 150+
17-19-0		1-4-0	3-5-0		OVERALL		4-5-0		1-2-0		8-3-0
11-10-0		0-3-0	3-3-0		HOME		1-2-0		0-0-0		7-2-0
6-9-0		1-1-0	0-2-0		AWAY		3-3-0		1-2-0		1-1-0
0-0-0		0-0-0	0-0-0		NEUTRAL		0-0-0		0-0-0		0-0-0
8-14-0		1-4-0	1-5-0		NON-CONFERENCE		0-0-0		1-2-0		5-3-0
5-8-0		0-3-0	1-3-0		HOME		0-0-0		0-0-0		4-2-0
3-6-0		1-1-0	0-0-		AWAY		0-0-0		1-2-0		1-1-0
0-0-0		0-0-0	0-0-0		NEUTRAL		0-0-0		0-0-0		0-0-0
9-5-0		0-0-0	2-0-0		CONFERENCE		4-5-0		0-0-0		3-0-0
6-2-0		0-0-0	2-0-0		HOME		1-2-0		0-0-0		3-0-0
3-3-0		0-0-0	0-0-0		AWAY		3-3-0		0-0-0		0-0-0
0-0-0		0-0-0	0-0-0		NEUTRAL		0-0-0		0-0-0		0-0-0
RPI S	Opponent	Score	RPI S	Opponent	Score	RPI S	Opponent	Score	RPI S	Opponent	Score
7 A	Arkansas	17 7	26 A	Ole Miss	8 11	57 A	UT Arlington	9 7	115 A	Northwestern St.	0 1
10 A	Mississippi St.	4 15	28 A	Oklahoma St.	3 8	57 A	UT Arlington	13 3	115 A	Northwestern St.	5 7
19 H	Creighton	8 13	31 H	Louisiana Tech	3 5	57 A	UT Arlington	1 11	115 A	Northwestern St.	7 5
19 H	Creighton	8 10	39 H	Coastal Caro.	8 5	69 A	Ga. Southern	6 7	174 A	Central Ark.	5 1
19 H	Creighton	10 12	39 H	Coastal Caro.	14 0	69 A	Ga. Southern	11 10	174 H	Central Ark.	4 2
			40 H	Evansville	1 3	69 A	Ga. Southern	10 15	188 H	South Dakota St.	4 9
			40 H	Evansville	7 5	97 H	Louisiana	10 16	188 H	South Dakota St.	10 3
			40 H	Evansville	5 10	97 H	Louisiana	4 1	188 H	South Dakota St.	7 6
						97 H	Louisiana	2 4	188 H	South Dakota St.	6 8
									212 A	Oral Roberts	3 4
									223 H	Georgia St.	3 2
									223 H	Georgia St.	6 2
									223 H	Georgia St.	9 1
									289 H	Ark.-Pine Bluff	12 3
LAST 10 GAMES											
			39 H	Coastal Caro.	14 0	174 H	Central Ark.	4 2			
			39 H	Coastal Caro.	8 5	289 H	Ark.-Pine Bluff	12 3			
			115 A	Northwestern St.	5 7	57 A	UT Arlington	1 11			
			115 A	Northwestern St.	7 5	57 A	UT Arlington	9 7			
			188 H	South Dakota St.	10 3	57 A	UT Arlington	13 3			

Non-Div. I Games:

Little Rock

Average RPI Win:		196	WON-LOST RECORD		WINNING PCT. RANK		LAST 10 GAMES		STRENGTH OF SCHEDULE		OPP. STRENGTH OF SCHEDULE		TEAM RPI		ADJ RPI		CONF. RPI		ADJ CONF. RPI	
DIV. I ONLY			23-13-0		.63889 59		6-4-0		182		186		111		.52144 111		23		23	
DIV. I NON-CONF.			14-10-0		.58333 107		0-3-0		214		200		159		.49662 159		24		24	
TOTALS		RPI 1-25		RPI 26-50		W-L RECORDS		RPI 51-100		RPI 101-150		RPI 150+								
23-13-0		1-2-0		0-1-0		OVERALL		1-1-0		6-6-0		15-3-0								
18-3-0		0-0-0		0-0-0		HOME		1-0-0		4-2-0		13-1-0								
5-10-0		1-2-0		0-1-0		AWAY		0-1-0		2-4-0		2-2-0								
0-0-0		0-0-0		0-0-0		NEUTRAL		0-0-0		0-0-0		0-0-0								
14-10-0		1-2-0		0-1-0		NON-CONFERENCE		1-1-0		2-4-0		10-2-0								
13-2-0		0-0-0		0-0-0		HOME		1-0-0		2-1-0		10-1-0								
1-8-0		1-2-0		0-0-		AWAY		0-1-0		0-3-0		0-1-0								
0-0-0		0-0-0		0-0-0		NEUTRAL		0-0-0		0-0-0		0-0-0								
9-3-0		0-0-0		0-0-0		CONFERENCE		0-0-0		4-2-0		5-1-0								
5-1-0		0-0-0		0-0-0		HOME		0-0-0		2-1-0		3-0-0								
4-2-0		0-0-0		0-0-0		AWAY		0-0-0		2-1-0		2-1-0								
0-0-0		0-0-0		0-0-0		NEUTRAL		0-0-0		0-0-0		0-0-0								
RPI	S	Opponent		Score		RPI	S	Opponent		Score		RPI	S	Opponent		Score				
1	A	UCLA		1	2	47	A	Illinois St.		1	2	60	H	California		6	0			
1	A	UCLA		2	1							75	A	Saint Mary's (CA)		1	10			
1	A	UCLA		0	6									UTRGV		3	5			
														UTRGV		21	10			
														California Baptist		1	0			
														California Baptist		5	6			
														Pacific		3	11			
														Pacific		3	6			
														Pacific		5	2			
														Pacific		2	6			
														San Jose St.		7	2			
														Nevada		2	6			
														CSU Bakersfield		4	3			
														CSU Bakersfield		10	7			
														CSU Bakersfield		5	4			
														North Dakota St.		8	3			
														North Dakota St.		2	1			
														North Dakota St.		1	9			
														Seattle U		9	3			
														Seattle U		6	2			
														Seattle U		2	4			
								LAST 10 GAMES						UC Davis		8	2			
								Seattle U		9	3			Towson		5	0			
								Towson		1	0			Towson		13	4			
								Towson		12	2			Towson		12	2			
								Illinois St.		1	2			Towson		1	0			
								Seattle U		6	2			Rider		5	4			
								Seattle U												

**Non-Div. I Games:**

Sacramento St.

RPI	S	Opponent	Score	
283	H	Rider	7	0
283	H	Rider	6	3
285	A	Santa Clara	0	11

Sacramento St.

S  
a  
c  
r  
a  
m  
e  
n  
t  
o  
S  
t  
.

S  
a  
c  
r  
a  
m  
e  
n  
t  
o  
S  
t  
.

Average RPI Win: 124		WON-LOST RECORD		WINNING PCT. RANK		LAST 10 GAMES		STRENGTH OF SCHEDULE		OPP. STRENGTH OF SCHEDULE		TEAM RPI		ADJ RPI		CONF. RPI		ADJ CONF. RPI	
DIV. I ONLY		11-19-0		.36667 233		4-6-0		41		10		112		.51853 112		3		3	
DIV. I NON-CONF.		8-7-0		.53333 135		2-0-0		116		78		86		.53401 86		2		2	
TOTALS		RPI 1-25		RPI 26-50		W-L RECORDS		RPI 51-100		RPI 101-150		RPI 150+							
11-19-0		0-7-0		1-4-0		OVERALL		5-6-0		3-2-0		2-0-0							
4-5-0		0-0-0		1-4-0		HOME		2-1-0		0-0-0		1-0-0							
3-12-0		0-7-0		0-0-0		AWAY		2-4-0		1-1-0		0-0-0							
4-2-0		0-0-0		0-0-0		NEUTRAL		1-1-0		2-1-0		1-0-0							
8-7-0		0-1-0		1-1-0		NON-CONFERENCE		2-3-0		3-2-0		2-0-0							
2-1-0		0-0-0		1-1-0		HOME		0-0-0		0-0-0		1-0-0							
2-4-0		0-1-0		0-0-		AWAY		1-2-0		1-1-0		0-0-0							
4-2-0		0-0-0		0-0-0		NEUTRAL		1-1-0		2-1-0		1-0-0							
3-12-0		0-6-0		0-3-0		CONFERENCE		3-3-0		0-0-0		0-0-0							
2-4-0		0-0-0		0-3-0		HOME		2-1-0		0-0-0		0-0-0							
1-8-0		0-6-0		0-0-0		AWAY		1-2-0		0-0-0		0-0-0							
0-0-0		0-0-0		0-0-0		NEUTRAL		0-0-0		0-0-0		0-0-0							
RPI	S	Opponent		Score		RPI	S	Opponent		Score		RPI	S	Opponent		Score			
2	A	Oregon St.		2 3		29	H	Oregon		3 6		51	A	Texas St.		3 8			
2	A	Oregon St.		2 6		29	H	Oregon		4 9		58	A	San Diego		6 5			
2	A	Oregon St.		0 11		29	H	Oregon		6 9		71	A	San Diego St.		2 3			
11	A	East Carolina		6 7		41	H	BYU		8 6		78	H	Southern California		5 4			
12	A	Stanford		6 7		42	H	Gonzaga		3 5		78	H	Southern California		0 6			
12	A	Stanford		4 7								78	H	Southern California		5 4			
12	A	Stanford		3 7								80	N	Kansas St.		4 6			
												87	N	Wright St.		12 8			
												88	A	Arizona		7 18			
												88	A	Arizona		0 8			
												88	A	Arizona		21 10			
LAST 10 GAMES																			
	2	A	Oregon St.		0 11		78	H	Southern California		5 4								
	29	H	Oregon		6 9		78	H	Southern California		0 6								
	29	H	Oregon		3 6		2	A	Oregon St.		2 3								
	286	H	Utah Valley		11 5		2	A	Oregon St.		2 6								
	78	H	Southern California		5 4		41	H	BYU		8 6								

Non-Div. I Games:

Utah

Average RPI Win:		163	WON-LOST RECORD		WINNING PCT. RANK		LAST 10 GAMES		STRENGTH OF SCHEDULE		OPP. STRENGTH OF SCHEDULE		TEAM RPI		ADJ RPI		CONF. RPI		ADJ CONF. RPI								
DIV. I ONLY			16-16-0		.5	146	6-4-0		73		180		113		.51825		113	17		17							
DIV. I NON-CONF.			11-9-0		.55	128	1-1-0		140		147		146		.50269		146	18		18							
TOTALS		RPI 1-25		RPI 26-50		W-L RECORDS		RPI 51-100		RPI 101-150		RPI 150+															
16-16-0		0-1-0		1-1-0		OVERALL		3-3-0		2-6-0		10-5-0															
8-7-0		0-0-0		1-1-0		HOME		1-1-0		2-2-0		4-3-0															
6-7-0		0-1-0		0-0-0		AWAY		2-1-0		0-3-0		4-2-0															
2-2-0		0-0-0		0-0-0		NEUTRAL		0-1-0		0-1-0		2-0-0															
11-9-0		0-1-0		1-1-0		NON-CONFERENCE		1-2-0		2-3-0		7-2-0															
7-5-0		0-0-0		1-1-0		HOME		1-1-0		2-2-0		3-1-0															
2-2-0		0-1-0		0-0-		AWAY		0-0-0		0-0-0		2-1-0															
2-2-0		0-0-0		0-0-0		NEUTRAL		0-1-0		0-1-0		2-0-0															
5-7-0		0-0-0		0-0-0		CONFERENCE		2-1-0		0-3-0		3-3-0															
1-2-0		0-0-0		0-0-0		HOME		0-0-0		0-0-0		1-2-0															
4-5-0		0-0-0		0-0-0		AWAY		2-1-0		0-3-0		2-1-0															
0-0-0		0-0-0		0-0-0		NEUTRAL		0-0-0		0-0-0		0-0-0															
RPI	S	Opponent		Score		RPI	S	Opponent		Score		RPI	S	Opponent		Score		RPI	S	Opponent		Score					
11	A	East Carolina		6	12	49	H	Indiana St.		10	9	74	H	St. John's (NY)		2	5	107	H	Elon		2	6				
						49	H	Indiana St.		4	8	74	H	St. John's (NY)		13	4	107	H	Elon		11	12				
												87	N	Wright St.		3	5	107	H	Elon		5	2				
												95	A	UNC Greensboro		5	7	112	N	Utah		0	14				
												95	A	UNC Greensboro		24	4	117	A	ETSU		3	10				
												95	A	UNC Greensboro		2	1	117	A	ETSU		4	5				
																		117	A	ETSU		9	10				
																		121	H	Notre Dame		16	9				
																		153	A	Gardner-Webb		4	3				
																		153	H	Gardner-Webb		4	5				
																		160	N	Ohio St.		8	5				
																		183	H	Wofford		4	7				
																		183	H	Wofford		5	20				
																		183	H	Wofford		4	3				
																		184	A	Marshall		9	10				
																		187	N	Michigan St.		6	4				
																		203	A	Mercer		11	7				
																		203	A	Mercer		4	3				
																		203	A	Mercer		2	6				
																		222	A	UNC Asheville		16	4				
																		251	H	Oakland		12	2				
																		251	H	Oakland		9	8				
																		251	H	Oakland		21	9				
LAST 10 GAMES																											
203 A Mercer						2	6	203 A Mercer						4	3	203 A Mercer						4	3				
203 A Mercer						11	7	153 A Gardner-Webb						4	3	183 H Wofford						4	7				
187 N Michigan St.						6	4	183 H Wofford						4	3	183 H Wofford						4	3				
251 H Oakland						9	8	183 H Wofford						5	20												
251 H Oakland						12	2																				

**Non-Div. I Games:**

Western Caro.

Average RPI Win: 142		WON-LOST	WINNING	LAST 10	STRENGTH OF		OPP. STRENGTH	TEAM	ADJ	CONF.	ADJ CONF.
Average RPI Loss: 60		RECORD	PCT. RANK	GAMES	SCHEDULE		OF SCHEDULE	RPI	RPI	RPI	RPI
DIV. I ONLY		11-25-0	.30556	253	4-6-0		10	109	114	.51755	114
DIV. I NON-CONF.		7-20-0	.25926	253	2-2-0		15	75	142	.50337	142
TOTALS		RPI 1-25	RPI 26-50		W-L RECORDS		RPI 51-100		RPI 101-150		RPI 150+
11-25-0	0-5-0	3-7-0		OVERALL		0-9-0		1-3-0		7-1-0	
4-6-0	0-2-0	2-1-0		HOME		0-2-0		0-1-0		2-0-0	
6-16-0	0-3-0	1-6-0		AWAY		0-5-0		0-1-0		5-1-0	
1-3-0	0-0-0	0-0-0		NEUTRAL		0-2-0		1-1-0		0-0-0	
7-20-0	0-5-0	1-3-0		NON-CONFERENCE		0-9-0		1-3-0		5-0-0	
2-5-0	0-2-0	0-0-0		HOME		0-2-0		0-1-0		2-0-0	
4-12-0	0-3-0	1-0-		AWAY		0-5-0		0-1-0		3-0-0	
1-3-0	0-0-0	0-0-0		NEUTRAL		0-2-0		1-1-0		0-0-0	
4-5-0	0-0-0	2-4-0		CONFERENCE		0-0-0		0-0-0		2-1-0	
2-1-0	0-0-0	2-1-0		HOME		0-0-0		0-0-0		0-0-0	
2-4-0	0-0-0	0-3-0		AWAY		0-0-0		0-0-0		2-1-0	
0-0-0	0-0-0	0-0-0		NEUTRAL		0-0-0		0-0-0		0-0-0	
RPI S	Opponent	Score	RPI S	Opponent	Score	RPI S	Opponent	Score	RPI S	Opponent	Score
5 A	UC Santa Barbara	3 7	28 A	Oklahoma St.	2 13	51 A	Texas St.	0 10	108 A	Kansas	6 11
5 A	UC Santa Barbara	3 5	43 A	Oklahoma	2 11	52 N	Fresno St.	2 3	108 H	Kansas	5 9
5 A	UC Santa Barbara	1 11	43 A	Oklahoma	1 6	53 H	UC Irvine	2 3	112 N	Utah	6 2
7 H	Arkansas	2 8	43 A	Oklahoma	11 8	53 H	UC Irvine	1 4	141 N	Nevada	4 16
23 H	Missouri	6 14	47 A	Illinois St.	5 7	58 A	San Diego	4 14	159 A	Southern Ill.	2 4
			47 A	Illinois St.	1 7	83 N	Cal St. Fullerton	0 7	159 A	Southern Ill.	10 5
			47 A	Illinois St.	3 5	92 A	Arkansas St.	4 6	159 A	Southern Ill.	13 4
			49 H	Indiana St.	0 12	92 A	Arkansas St.	4 16	164 A	Murray St.	15 10
			49 H	Indiana St.	1 0	92 A	Arkansas St.	2 14	174 H	Central Ark.	9 7
			49 H	Indiana St.	6 5				174 H	Central Ark.	15 3
									212 A	Oral Roberts	11 2
									267 A	Southeast Mo. St.	8 2
LAST 10 GAMES											
47 A	Illinois St.	3 5	108 A	Kansas	6 11						
47 A	Illinois St.	5 7	159 A	Southern Ill.	13 4						
159 A	Southern Ill.	2 4	159 A	Southern Ill.	10 5						
23 H	Missouri	6 14	164 A	Murray St.	15 10						
47 A	Illinois St.	1 7	267 A	Southeast Mo. St.	8 2						

Non-Div. I Games:

Missouri St.

[illegible]

<b>Non-Div. I Games:</b>	<b>LSU-Alexandria</b>	<b>6</b>	<b>3</b>
--------------------------	-----------------------	----------	----------

Northwestern St.

Average RPI Win: 191		WON-LOST	WINNING	LAST 10	STRENGTH OF		OPP. STRENGTH	TEAM	ADJ	CONF.	ADJ CONF.
Average RPI Loss: 113		RECORD	PCT. RANK	GAMES	SCHEDULE		OF SCHEDULE	RPI	RPI	RPI	RPI
DIV. I ONLY		23-13-0	.63889	59	6-4-0		195	130	116	.51745	116
DIV. I NON-CONF.		15-9-0	.625	89	0-2-0		187	130	116	.51652	116
TOTALS		RPI 1-25	RPI 26-50		W-L RECORDS		RPI 51-100		RPI 101-150		RPI 150+
23-13-0		1-2-0	0-1-0		OVERALL		2-2-0		6-4-0		14-4-0
17-5-0		0-0-0	0-0-0		HOME		1-1-0		4-3-0		12-1-0
6-8-0		1-2-0	0-1-0		AWAY		1-1-0		2-1-0		2-3-0
0-0-0		0-0-0	0-0-0		NEUTRAL		0-0-0		0-0-0		0-0-0
15-9-0		1-2-0	0-1-0		NON-CONFERENCE		2-2-0		3-1-0		9-3-0
13-3-0		0-0-0	0-0-0		HOME		1-1-0		3-1-0		9-1-0
2-6-0		1-2-0	0-0-		AWAY		1-1-0		0-0-0		0-2-0
0-0-0		0-0-0	0-0-0		NEUTRAL		0-0-0		0-0-0		0-0-0
8-4-0		0-0-0	0-0-0		CONFERENCE		0-0-0		3-3-0		5-1-0
4-2-0		0-0-0	0-0-0		HOME		0-0-0		1-2-0		3-0-0
4-2-0		0-0-0	0-0-0		AWAY		0-0-0		2-1-0		2-1-0
0-0-0		0-0-0	0-0-0		NEUTRAL		0-0-0		0-0-0		0-0-0
RPI S	Opponent	Score	RPI S	Opponent	Score	RPI S	Opponent	Score	RPI S	Opponent	Score
5 A	UC Santa Barbara	2 8	35 A	Arizona St.	9 15	58 H	San Diego	4 5	111 H	Sacramento St.	6 5
5 A	UC Santa Barbara	5 1				61 A	Washington	2 3	111 H	Sacramento St.	10 21
5 A	UC Santa Barbara	1 7				71 A	San Diego St.	5 2	111 H	Sacramento St.	0 1
						80 H	Kansas St.	7 6	120 H	Pacific	3 2
									120 H	Pacific	6 0
									120 H	Pacific	5 11
									120 H	Pacific	10 3
									131 A	Grand Canyon	8 0
									131 A	Grand Canyon	4 1
									131 A	Grand Canyon	0 3
									195 A	UC Riverside	4 5
									195 A	UC Riverside	3 8
									195 H	UC Riverside	4 7
									221 H	CSU Bakersfield	4 1
									221 H	CSU Bakersfield	8 2
									221 H	CSU Bakersfield	6 0
									242 A	Seattle U	4 2
									242 A	Seattle U	1 11
									242 A	Seattle U	12 10
									246 H	Ohio	8 2
									246 H	Ohio	7 4
									246 H	Ohio	7 1
									246 H	Ohio	4 1
									271 H	Northern Ill.	8 0
									271 H	Northern Ill.	10 7
									271 H	Northern Ill.	8 4
									271 H	Northern Ill.	4 2
			LAST 10 GAMES								
			195 H	UC Riverside	4 7	221 H	CSU Bakersfield	6 0			
			271 H	Northern Ill.	4 2	221 H	CSU Bakersfield	4 1			
			246 H	Ohio	4 1	61 A	Washington	2 3			
			58 H	San Diego	4 5	242 A	Seattle U	12 10			
			221 H	CSU Bakersfield	8 2	242 A	Seattle U	1 11			

Non-Div. I Games:

California Baptist



RPI	S	Opponent	Score
290	H	Fairleigh Dickinson	5 1

California Baptist



RPI	S	Opponent	Score	
275	H	Georgetown	3	5
275	H	Georgetown	11	1
275	H	Georgetown	4	0

ETSU

E  
T  
S  
U

E  
T  
S  
U

Average RPI Win:		210	WON-LOST		WINNING		LAST 10		STRENGTH OF		OPP. STRENGTH		TEAM	ADJ		CONF.	ADJ CONF.		
Average RPI Loss:		139	RECORD		PCT. RANK		GAMES		SCHEDULE		OF SCHEDULE		RPI	RPI		RPI	RPI		
DIV. I ONLY			24-14-0		.63158 65		6-4-0		226		174		118	.5168 118		20	19		
DIV. I NON-CONF.			15-8-0		.65217 68		2-2-0		241		163		114	.51728 114		22	22		
TOTALS		RPI 1-25		RPI 26-50		W-L RECORDS		RPI 51-100		RPI 101-150		RPI 150+							
24-14-0		1-3-0		0-1-0		OVERALL		0-0-0		1-2-0		22-8-0							
17-1-0		1-1-0		0-0-0		HOME		0-0-0		0-0-0		16-0-0							
7-13-0		0-2-0		0-1-0		AWAY		0-0-0		1-2-0		6-8-0							
0-0-0		0-0-0		0-0-0		NEUTRAL		0-0-0		0-0-0		0-0-0							
15-8-0		1-3-0		0-1-0		NON-CONFERENCE		0-0-0		0-0-0		14-4-0							
11-1-0		1-1-0		0-0-0		HOME		0-0-0		0-0-0		10-0-0							
4-7-0		0-2-0		0-0-		AWAY		0-0-0		0-0-0		4-4-0							
0-0-0		0-0-0		0-0-0		NEUTRAL		0-0-0		0-0-0		0-0-0							
9-6-0		0-0-0		0-0-0		CONFERENCE		0-0-0		1-2-0		8-4-0							
6-0-0		0-0-0		0-0-0		HOME		0-0-0		0-0-0		6-0-0							
3-6-0		0-0-0		0-0-0		AWAY		0-0-0		1-2-0		2-4-0							
0-0-0		0-0-0		0-0-0		NEUTRAL		0-0-0		0-0-0		0-0-0							
RPI	S	Opponent		Score		RPI	S	Opponent		Score		RPI	S	Opponent		Score			
4	A	Louisville		9	10	33	A	Kentucky		0	7	130	A	Austin Peay		4	3		
8	A	Tennessee		1	3							130	A	Austin Peay		1	9		
14	H	West Virginia		9	6							130	A	Austin Peay		6	7		
14	H	West Virginia		3	9							159	A	Southern Ill.		4	5		
												159	A	Southern Ill.		7	0		
												159	A	Southern Ill.		8	9		
												175	H	Eastern Ky.		7	2		
												175	H	Eastern Ky.		7	5		
												175	H	Eastern Ky.		15	4		
												180	A	Furman		6	5		
												180	A	Furman		6	3		
												180	A	Furman		11	16		
												198	A	Charlotte		5	3		
												209	H	NJIT		11	7		
												209	H	NJIT		21	5		
												213	A	Belmont		0	2		
												213	A	Belmont		3	4		
												213	A	Belmont		4	3		
												224	H	SIUE		10	1		
												224	H	SIUE		11	9		
												224	H	SIUE		11	9		
												226	A	UT Martin		6	2		
												226	A	UT Martin		4	5		
												226	A	UT Martin		0	2		
												246	A	Ohio		3	12		
												251	H	Oakland		11	0		
												251	H	Oakland		4	3		
LAST 10 GAMES																			
130 A Austin Peay						6	7	226 A UT Martin						6	2				
130 A Austin Peay						1	9	213 A Belmont						4	3				
224 H SIUE						11	9	213 A Belmont						0	2				
224 H SIUE						11	9	198 A Charlotte						5	3				
226 A UT Martin						0	2	251 H Oakland						11	0				

Non-Div. I Games:

Morehead St.

RPI	S	Opponent	Score	
251	H	Oakland	16	3
251	H	Oakland	13	12
257	H	Alabama St.	9	2
257	H	Alabama St.	7	4
298	H	Alabama A&M	19	0
298	H	Alabama A&M	11	5

Morehead St.

M  
o  
r  
e  
h  
e  
a  
d  
s  
t  
.

M  
o  
r  
e  
h  
e  
a  
d  
s  
t  
.

Average RPI Win:		190	WON-LOST RECORD		WINNING PCT. RANK		LAST 10 GAMES		STRENGTH OF SCHEDULE		OPP. STRENGTH OF SCHEDULE		TEAM RPI		ADJ RPI		CONF. RPI		ADJ CONF. RPI				
DIV. I ONLY			20-17-0		.54054 128		3-7-0		172		118		119		.51626 119		7		7				
DIV. I NON-CONF.			18-4-0		.81818 12		2-0-0		272		174		63		.55144 63		9		9				
TOTALS		RPI 1-25		RPI 26-50		W-L RECORDS		RPI 51-100		RPI 101-150		RPI 150+											
20-17-0		1-0-0		2-8-0		OVERALL		1-5-0		2-1-0		14-3-0											
8-5-0		0-0-0		2-5-0		HOME		0-0-0		0-0-0		6-0-0											
9-12-0		0-0-0		0-3-0		AWAY		1-5-0		2-1-0		6-3-0											
3-0-0		1-0-0		0-0-0		NEUTRAL		0-0-0		0-0-0		2-0-0											
18-4-0		1-0-0		1-0-0		NON-CONFERENCE		0-0-0		2-1-0		14-3-0											
7-0-0		0-0-0		1-0-0		HOME		0-0-0		0-0-0		6-0-0											
8-4-0		0-0-0		0-0-		AWAY		0-0-0		2-1-0		6-3-0											
3-0-0		1-0-0		0-0-0		NEUTRAL		0-0-0		0-0-0		2-0-0											
2-13-0		0-0-0		1-8-0		CONFERENCE		1-5-0		0-0-0		0-0-0											
1-5-0		0-0-0		1-5-0		HOME		0-0-0		0-0-0		0-0-0											
1-8-0		0-0-0		0-3-0		AWAY		1-5-0		0-0-0		0-0-0											
0-0-0		0-0-0		0-0-0		NEUTRAL		0-0-0		0-0-0		0-0-0											
RPI	S	Opponent		Score		RPI	S	Opponent		Score		RPI	S	Opponent		Score							
2	N	Oregon St.		5	1	29	H	Oregon		5	3	75	A	Saint Mary's (CA)		1	2	104	A	UTRGV		1	2
						41	A	BYU		1	3	75	A	Saint Mary's (CA)		2	4	104	A	UTRGV		6	4
						41	A	BYU		1	11	75	A	Saint Mary's (CA)		0	1	129	A	San Jose St.		13	2
						41	A	BYU		1	10	98	A	San Francisco		20	2	156	A	SFA		5	6
						42	H	Gonzaga		3	19	98	A	San Francisco		1	2	156	A	SFA		7	1
						42	H	Gonzaga		2	4	98	A	San Francisco		4	5	156	A	SFA		7	8
						42	H	Gonzaga		3	4							156	A	SFA		7	3
						46	H	Loyola Marymount		5	3							228	N	North Dakota St.		2	1
						46	H	Loyola Marymount		3	10							228	N	North Dakota St.		8	5
						46	H	Loyola Marymount		1	2							242	A	Seattle U		8	4
																		242	H	Seattle U		7	1
																		242	H	Seattle U		16	14
																		243	A	Hawaii		4	0
																		243	A	Hawaii		10	4
																		243	A	Hawaii		7	4
																		243	A	Hawaii		5	9
																		291	H	Northern Colo.		8	5
																		291	H	Northern Colo.		17	2
																		291	H	Northern Colo.		9	8
																		291	H	Northern Colo.		4	0
LAST 10 GAMES																							
						156	A	SFA		7	1	42	H	Gonzaga		3	19						
						156	A	SFA		7	8	42	H	Gonzaga		2	4						
						243	A	Hawaii		5	9	129	A	San Jose St.		13	2						
						291	H	Northern Colo.		8	5	75	A	Saint Mary's (CA)		0	1						
						42	H	Gonzaga		3	4	75	A	Saint Mary's (CA)		1	2						

Non-Div. I Games:

Portland

Average RPI Win:	178	WON-LOST RECORD	WINNING PCT. RANK	LAST 10 GAMES	STRENGTH OF SCHEDULE	OPP. STRENGTH OF SCHEDULE	TEAM RPI	ADJ RPI	CONF. RPI	ADJ CONF. RPI	
Average RPI Loss:	100										
DIV. I ONLY	20-16-0	.55556	116	7-3-0	175	137	120	.51596	120	7	7
DIV. I NON-CONF.	13-8-0	.61905	92	1-1-0	190	218	122	.51376	122	9	9
<hr/>											
TOTALS	RPI 1-25	RPI 26-50		W-L RECORDS		RPI 51-100		RPI 101-150		RPI 150+	
20-16-0	0-0-0	2-4-0		OVERALL		2-5-0		6-5-0		10-2-0	
11-4-0	0-0-0	0-0-0		HOME		2-2-0		3-1-0		6-1-0	
9-12-0	0-0-0	2-4-0		AWAY		0-3-0		3-4-0		4-1-0	
0-0-0	0-0-0	0-0-0		NEUTRAL		0-0-0		0-0-0		0-0-0	
<hr/>											
13-8-0	0-0-0	0-0-0		NON-CONFERENCE		0-1-0		6-5-0		7-2-0	
9-3-0	0-0-0	0-0-0		HOME		0-1-0		3-1-0		6-1-0	
4-5-0	0-0-0	0-0-		AWAY		0-0-0		3-4-0		1-1-0	
0-0-0	0-0-0	0-0-0		NEUTRAL		0-0-0		0-0-0		0-0-0	
<hr/>											
7-8-0	0-0-0	2-4-0		CONFERENCE		2-4-0		0-0-0		3-0-0	
2-1-0	0-0-0	0-0-0		HOME		2-1-0		0-0-0		0-0-0	
5-7-0	0-0-0	2-4-0		AWAY		0-3-0		0-0-0		3-0-0	
0-0-0	0-0-0	0-0-0		NEUTRAL		0-0-0		0-0-0		0-0-0	
<hr/>											
RPI S	Opponent	Score	RPI S	Opponent	Score	RPI S	Opponent	Score	RPI S	Opponent	Score
			42 A	Gonzaga	6 0	52 H	Fresno St.	2 17	111 A	Sacramento St.	6 2
			42 A	Gonzaga	0 3	56 H	Pepperdine	3 7	111 A	Sacramento St.	2 5
			42 A	Gonzaga	7 9	56 H	Pepperdine	13 3	111 H	Sacramento St.	6 3
			46 A	Loyola Marymount	5 6	56 H	Pepperdine	3 2	111 H	Sacramento St.	11 3
			46 A	Loyola Marymount	1 7	75 A	Saint Mary's (CA)	0 1	116 A	California Baptist	11 5
			46 A	Loyola Marymount	5 2	75 A	Saint Mary's (CA)	3 5	116 A	California Baptist	0 6
						75 A	Saint Mary's (CA)	7 12	116 A	California Baptist	2 3
									116 A	California Baptist	3 10
									127 H	Air Force	2 6
									127 H	Air Force	5 3
									129 A	San Jose St.	8 1
									242 H	Seattle U	1 8
									242 H	Seattle U	9 6
									242 H	Seattle U	6 5
									261 A	UC Davis	11 9
									261 A	UC Davis	0 7
									261 H	UC Davis	13 8
									265 H	Chicago St.	9 3
									265 H	Chicago St.	4 1
									265 H	Chicago St.	7 2
									285 A	Santa Clara	13 3
									285 A	Santa Clara	1 0
									285 A	Santa Clara	9 8
			LAST 10 GAMES								
			42 A	Gonzaga	7 9	285 A	Santa Clara	13 3			
			42 A	Gonzaga	6 0	285 A	Santa Clara	9 8			
			75 A	Saint Mary's (CA)	0 1	261 H	UC Davis	13 8			
			242 H	Seattle U	9 6	42 A	Gonzaga	0 3			
			285 A	Santa Clara	1 0	261 A	UC Davis	0 7			

Non-Div. I Games:

Pacific

Average RPI Win: 119		WON-LOST RECORD		WINNING PCT. RANK		LAST 10 GAMES		STRENGTH OF SCHEDULE		OPP. STRENGTH OF SCHEDULE		TEAM RPI		ADJ RPI		CONF. RPI		ADJ CONF. RPI	
DIV. I ONLY		14-21-0		.4 213		3-7-0		30		108		121		.51573 121		4		4	
DIV. I NON-CONF.		6-11-0		.35294 214		1-3-0		164		245		232		.45282 232		4		4	
TOTALS		RPI 1-25		RPI 26-50		W-L RECORDS		RPI 51-100		RPI 101-150		RPI 150+							
14-21-0		4-5-0		0-3-0		OVERALL		6-6-0		0-2-0		4-5-0							
5-9-0		1-2-0		0-0-0		HOME		3-4-0		0-1-0		1-2-0							
6-8-0		3-3-0		0-3-0		AWAY		2-1-0		0-1-0		1-0-0							
3-4-0		0-0-0		0-0-0		NEUTRAL		1-1-0		0-0-0		2-3-0							
6-11-0		0-0-0		0-3-0		NON-CONFERENCE		2-1-0		0-2-0		4-5-0							
2-3-0		0-0-0		0-0-0		HOME		1-0-0		0-1-0		1-2-0							
1-4-0		0-0-0		0-0-		AWAY		0-0-0		0-1-0		1-0-0							
3-4-0		0-0-0		0-0-0		NEUTRAL		1-1-0		0-0-0		2-3-0							
8-10-0		4-5-0		0-0-0		CONFERENCE		4-5-0		0-0-0		0-0-0							
3-6-0		1-2-0		0-0-0		HOME		2-4-0		0-0-0		0-0-0							
5-4-0		3-3-0		0-0-0		AWAY		2-1-0		0-0-0		0-0-0							
0-0-0		0-0-0		0-0-0		NEUTRAL		0-0-0		0-0-0		0-0-0							
RPI	S	Opponent		Score		RPI	S	Opponent		Score		RPI	S	Opponent		Score			
9	A	Georgia Tech		2	11	35	A	Arizona St.		1	10	62	H	Florida St.		12	3		
9	A	Georgia Tech		7	8	35	A	Arizona St.		5	16	62	H	Florida St.		1	3		
9	A	Georgia Tech		9	6	35	A	Arizona St.		7	20	62	H	Florida St.		1	7		
20	H	North Carolina		1	10							81	N	Incarnate Word		7	15		
20	H	North Carolina		4	3							81	N	Incarnate Word		2	1		
20	H	North Carolina		6	13							84	A	Wake Forest		4	7		
24	A	Clemson		4	2							84	A	Wake Forest		8	7		
24	A	Clemson		1	5							84	A	Wake Forest		7	4		
24	A	Clemson		9	2							93	H	Northwestern		6	2		
												96	H	Virginia		5	6		
												96	H	Virginia		7	12		
												96	H	Virginia		5	2		
LAST 10 GAMES																			
20	H	North Carolina		4	3	93	H	Northwestern		6	2								
20	H	North Carolina		6	13	20	H	North Carolina		1	10								
96	H	Virginia		7	12	247	H	Western Mich.		2	12								
96	H	Virginia		5	6	187	H	Michigan St.		2	3								
84	A	Wake Forest		7	4	96	H	Virginia		5	2								

Non-Div. I Games:

Notre Dame



[illegible]

**Non-Div. I Games:**

Old Dominion

Average RPI Win: 193		WON-LOST RECORD	WINNING PCT. RANK	LAST 10 GAMES	STRENGTH OF SCHEDULE	OPP. STRENGTH OF SCHEDULE	TEAM RPI	ADJ RPI	CONF. RPI	ADJ CONF. RPI		
Average RPI Loss: 137												
DIV. I ONLY		15-19-0	.44118 193	6-4-0	111	246	123	.51434 123	28	28		
DIV. I NON-CONF.		10-15-0	.4 193	1-2-0	99	214	111	.51836 111	27	27		
TOTALS		RPI 1-25	RPI 26-50		W-L RECORDS		RPI 51-100		RPI 101-150		RPI 150+	
15-19-0	0-3-0	0-0-0		OVERALL		0-6-0		4-2-0		11-8-0		
1-3-0	0-0-0	0-0-0		HOME		0-0-0		1-2-0		0-1-0		
11-16-0	0-3-0	0-0-0		AWAY		0-6-0		0-0-0		11-7-0		
3-0-0	0-0-0	0-0-0		NEUTRAL		0-0-0		3-0-0		0-0-0		
10-15-0	0-3-0	0-0-0		NON-CONFERENCE		0-6-0		3-0-0		7-6-0		
0-1-0	0-0-0	0-0-0		HOME		0-0-0		0-0-0		0-1-0		
7-14-0	0-3-0	0-0-		AWAY		0-6-0		0-0-0		7-5-0		
3-0-0	0-0-0	0-0-0		NEUTRAL		0-0-0		3-0-0		0-0-0		
5-4-0	0-0-0	0-0-0		CONFERENCE		0-0-0		1-2-0		4-2-0		
1-2-0	0-0-0	0-0-0		HOME		0-0-0		1-2-0		0-0-0		
4-2-0	0-0-0	0-0-0		AWAY		0-0-0		0-0-0		4-2-0		
0-0-0	0-0-0	0-0-0		NEUTRAL		0-0-0		0-0-0		0-0-0		
RPI S	Opponent	Score		RPI S	Opponent	Score		RPI S	Opponent	Score		
11 A	East Carolina	0	5		63 A	VCU	3 9	132 N	Presbyterian	14	10	
11 A	East Carolina	5	10		63 A	VCU	1 8	132 N	Presbyterian	9	4	
11 A	East Carolina	3	4		74 A	St. John's (NY)	3 7	132 N	Presbyterian	7	5	
					89 A	William & Mary	2 3	140 H	Canisius	8	3	
					89 A	William & Mary	3 8	140 H	Canisius	6	8	
					89 A	William & Mary	3 4	140 H	Canisius	2	4	
									175 A	Richmond	10	5
									175 A	Richmond	11	1
									175 A	Richmond	8	2
									178 A	Binghamton	11	5
								182 A	Fairfield	11	2	
								182 A	Fairfield	2	4	
								182 A	Fairfield	6	9	
								204 A	N.C. A&T	7	1	
								204 A	N.C. A&T	8	9	
								204 A	N.C. A&T	8	4	
								205 A	Hartford	3	8	
								250 H	Albany (NY)	2	10	
								254 A	UMass Lowell	4	10	
								262 A	Monmouth	6	5	
								262 A	Monmouth	6	1	
								262 A	Monmouth	4	3	
								276 A	Delaware St.	1	6	
								276 A	Delaware St.	1	3	
								276 A	Delaware St.	12	2	
LAST 10 GAMES												
89 A	William & Mary	2	3	178 A	Binghamton	11	5					
89 A	William & Mary	3	8	140 H	Canisius	6	8					
262 A	Monmouth	6	1	140 H	Canisius	2	4					
140 H	Canisius	8	3	205 A	Hartford	3	8					
182 A	Fairfield	2	4	262 A	Monmouth	4	3					

Non-Div. I Games:

Marist

Average RPI Win: 147		WON-LOST	WINNING	LAST 10	STRENGTH OF		OPP. STRENGTH	TEAM	ADJ	CONF.	ADJ CONF.
Average RPI Loss: 100		RECORD	PCT. RANK	GAMES	SCHEDULE		OF SCHEDULE	RPI	RPI	RPI	RPI
DIV. I ONLY		17-19-0	.47222	167	7-3-0		86	123	124	.51413	124
DIV. I NON-CONF.		10-14-0	.41667	187	3-1-0		147	204	189	.47618	189
TOTALS		RPI 1-25	RPI 26-50		W-L RECORDS		RPI 51-100		RPI 101-150		RPI 150+
17-19-0		1-4-0	2-1-0		OVERALL		4-8-0		3-2-0		7-4-0
11-7-0		1-0-0	0-0-0		HOME		4-4-0		1-1-0		5-2-0
6-12-0		0-4-0	2-1-0		AWAY		0-4-0		2-1-0		2-2-0
0-0-0		0-0-0	0-0-0		NEUTRAL		0-0-0		0-0-0		0-0-0
10-14-0		1-4-0	0-0-0		NON-CONFERENCE		1-5-0		1-1-0		7-4-0
8-4-0		1-0-0	0-0-0		HOME		1-1-0		1-1-0		5-2-0
2-10-0		0-4-0	0-0-		AWAY		0-4-0		0-0-0		2-2-0
0-0-0		0-0-0	0-0-0		NEUTRAL		0-0-0		0-0-0		0-0-0
7-5-0		0-0-0	2-1-0		CONFERENCE		3-3-0		2-1-0		0-0-0
3-3-0		0-0-0	0-0-0		HOME		3-3-0		0-0-0		0-0-0
4-2-0		0-0-0	2-1-0		AWAY		0-0-0		2-1-0		0-0-0
0-0-0		0-0-0	0-0-0		NEUTRAL		0-0-0		0-0-0		0-0-0
RPI S	Opponent	Score	RPI S	Opponent	Score	RPI S	Opponent	Score	RPI S	Opponent	Score
17 A	Auburn	5 9	27 A	UConn	5 4	55 A	Fla. Atlantic	0 9	105 H	Miami (OH)	15 5
17 A	Auburn	0 5	27 A	UConn	10 4	55 A	Fla. Atlantic	7 8	105 H	Miami (OH)	8 12
17 A	Auburn	0 5	27 A	UConn	1 5	55 A	Fla. Atlantic	3 5	134 A	South Fla.	2 4
21 A	Indiana	1 7				70 H	UCF	8 3	134 A	South Fla.	6 5
21 H	Indiana	7 5				70 H	UCF	0 15	134 A	South Fla.	4 1
						70 H	UCF	7 6	160 A	Ohio St.	9 5
						76 H	Xavier	2 1	211 A	Houston Baptist	5 4
						79 H	Tulane	7 6	211 A	Houston Baptist	4 5
						79 H	Tulane	1 8	211 A	Houston Baptist	1 2
						79 H	Tulane	4 19	272 H	Bowling Green	4 3
						87 A	Wright St.	4 10	272 H	Bowling Green	4 3
						87 H	Wright St.	3 8	272 H	Bowling Green	4 3
									278 H	Northern Ky.	14 6
									287 H	Niagara	5 0
									287 H	Niagara	1 2
									287 H	Niagara	7 8
			LAST 10 GAMES								
			70 H	UCF	7 6	105 H	Miami (OH)	15 5			
			70 H	UCF	8 3	70 H	UCF	0 15			
			79 H	Tulane	1 8	105 H	Miami (OH)	8 12			
			79 H	Tulane	4 19	76 H	Xavier	2 1			
			278 H	Northern Ky.	14 6	27 A	UConn	10 4			

Non-Div. I Games:

Cincinnati

M  
C  
N  
e  
e  
s  
e

McNeese

Average RPI Win: 190		WON-LOST	WINNING	LAST 10	STRENGTH OF		OPP. STRENGTH	TEAM	ADJ	CONF.	ADJ CONF.
Average RPI Loss: 184		RECORD	PCT. RANK	GAMES	SCHEDULE		OF SCHEDULE	RPI	RPI	RPI	RPI
DIV. I ONLY		18-9-0	.66667	43	6-4-0		233	212	127	.51274	126
DIV. I NON-CONF.		10-5-0	.66667	61	1-1-0		170	226	68	.54876	67
TOTALS		RPI 1-25	RPI 26-50		W-L RECORDS		RPI 51-100		RPI 101-150		RPI 150+
18-9-0	0-0-0	0-0-0		OVERALL		0-0-0		2-2-0		16-7-0	
7-3-0	0-0-0	0-0-0		HOME		0-0-0		0-0-0		7-3-0	
7-4-0	0-0-0	0-0-0		AWAY		0-0-0		2-1-0		5-3-0	
4-2-0	0-0-0	0-0-0		NEUTRAL		0-0-0		0-1-0		4-1-0	
10-5-0	0-0-0	0-0-0		NON-CONFERENCE		0-0-0		0-1-0		10-4-0	
1-0-0	0-0-0	0-0-0		HOME		0-0-0		0-0-0		1-0-0	
5-3-0	0-0-0	0-0-		AWAY		0-0-0		0-0-0		5-3-0	
4-2-0	0-0-0	0-0-0		NEUTRAL		0-0-0		0-1-0		4-1-0	
8-4-0	0-0-0	0-0-0		CONFERENCE		0-0-0		2-1-0		6-3-0	
6-3-0	0-0-0	0-0-0		HOME		0-0-0		0-0-0		6-3-0	
2-1-0	0-0-0	0-0-0		AWAY		0-0-0		2-1-0		0-0-0	
0-0-0	0-0-0	0-0-0		NEUTRAL		0-0-0		0-0-0		0-0-0	
RPI S	Opponent	Score	RPI S	Opponent	Score	RPI S	Opponent	Score	RPI S	Opponent	Score
									133 N	Massachusetts	9 10
									150 A	Penn	12 16
									150 A	Penn	12 9
									150 A	Penn	8 6
									155 A	Radford	9 2
									155 A	Radford	7 13
									155 A	Radford	7 6
									155 A	Radford	5 4
									168 N	Rutgers	7 6
									177 N	Northeastern	4 3
									183 A	Wofford	6 1
									183 A	Wofford	5 6
									183 A	Wofford	0 8
									183 A	Wofford	5 4
									193 H	Yale	3 0
									193 H	Yale	7 8
									193 H	Yale	10 8
									199 H	Holy Cross	7 6
									202 N	Seton Hall	4 7
									202 N	Seton Hall	6 2
									210 H	Cornell	7 1
									210 H	Cornell	8 6
									210 H	Cornell	0 2
									239 N	Saint Joseph's	5 3
									248 H	Princeton	5 3
									248 H	Princeton	12 0
									248 H	Princeton	9 16
LAST 10 GAMES			LAST 10 GAMES			LAST 10 GAMES			LAST 10 GAMES		
			248 H	Princeton	12 0		210 H	Cornell	7 1		
			150 A	Penn	12 16		248 H	Princeton	9 16		
			193 H	Yale	3 0		133 N	Massachusetts	9 10		
			155 A	Radford	9 2		210 H	Cornell	0 2		
			183 A	Wofford	5 4		210 H	Cornell	8 6		

Non-Div. I Games:

Harvard



Average RPI Win:	229	WON-LOST RECORD	WINNING PCT. RANK	LAST 10 GAMES		STRENGTH OF SCHEDULE	OPP. STRENGTH OF SCHEDULE	TEAM RPI	ADJ RPI	CONF. RPI	ADJ CONF. RPI
DIV. I ONLY		16-18-0	.47059 171	4-6-0		115	256	126	.51171 128	20	19
DIV. I NON-CONF.		7-9-0	.4375 179	1-2-0		43	265	80	.53657 83	22	22
<hr/>											
TOTALS	RPI 1-25	RPI 26-50		W-L RECORDS		RPI 51-100		RPI 101-150		RPI 150+	
16-18-0	0-3-0	0-1-0		OVERALL		0-0-0		0-0-0		16-14-0	
4-4-0	0-0-0	0-0-0		HOME		0-0-0		0-0-0		4-4-0	
12-14-0	0-3-0	0-1-0		AWAY		0-0-0		0-0-0		12-10-0	
0-0-0	0-0-0	0-0-0		NEUTRAL		0-0-0		0-0-0		0-0-0	
7-9-0	0-3-0	0-1-0		NON-CONFERENCE		0-0-0		0-0-0		7-5-0	
1-1-0	0-0-0	0-0-0		HOME		0-0-0		0-0-0		1-1-0	
6-8-0	0-3-0	0-0-		AWAY		0-0-0		0-0-0		6-4-0	
0-0-0	0-0-0	0-0-0		NEUTRAL		0-0-0		0-0-0		0-0-0	
9-9-0	0-0-0	0-0-0		CONFERENCE		0-0-0		0-0-0		9-9-0	
3-3-0	0-0-0	0-0-0		HOME		0-0-0		0-0-0		3-3-0	
6-6-0	0-0-0	0-0-0		AWAY		0-0-0		0-0-0		6-6-0	
0-0-0	0-0-0	0-0-0		NEUTRAL		0-0-0		0-0-0		0-0-0	
RPI S	Opponent	Score	RPI S	Opponent	Score	RPI S	Opponent	Score	RPI S	Opponent	Score
7 A	Arkansas	7 15	47 A	Illinois St.	0 3				159 H	Southern Ill.	8 9
7 A	Arkansas	2 3							164 A	Murray St.	1 3
7 A	Arkansas	3 12							164 A	Murray St.	6 14
									164 A	Murray St.	8 3
									172 A	Jacksonville St.	5 6
									172 A	Jacksonville St.	5 12
									172 A	Jacksonville St.	5 4
									175 H	Eastern Ky.	10 9
									175 H	Eastern Ky.	3 7
									175 H	Eastern Ky.	3 4
									181 A	Western Ky.	9 10
									181 A	Western Ky.	8 1
									181 A	Western Ky.	4 5
									192 A	Southern U.	4 2
									192 A	Southern U.	8 10
									192 A	Southern U.	3 5
									192 A	Southern U.	6 1
									213 A	Belmont	1 5
									213 A	Belmont	7 9
									213 A	Belmont	9 6
									241 A	Butler	2 0
									257 A	Alabama St.	15 6
									257 A	Alabama St.	9 4
									265 H	Chicago St.	6 3
									267 H	Southeast Mo. St.	9 6
									267 H	Southeast Mo. St.	1 0
									267 H	Southeast Mo. St.	9 10
Non-Div. I Games:	Robert Morris (IL)	10 14	Lindenwood (IL)	5 2	Illinois Col.	11 1	Eastern Ill.				

E  
a  
s  
t  
e  
r  
n  
I  
l  
l  
.

Eastern Illinois.

Eastern Ill.



Average RPI Win:	155	WON-LOST RECORD	WINNING PCT. RANK	LAST 10 GAMES	STRENGTH OF SCHEDULE	OPP. STRENGTH OF SCHEDULE	TEAM RPI	ADJ RPI	CONF. RPI	ADJ CONF. RPI			
Average RPI Loss:	106												
DIV. I ONLY	18-19-0	.48649	156	4-6-0	138	105	129	.51158	129	10	10		
DIV. I NON-CONF.	6-13-0	.31579	230	0-4-0	217	137	239	.4473	239	10	10		
<hr/>													
TOTALS	RPI 1-25	RPI 26-50		W-L RECORDS		RPI 51-100		RPI 101-150		RPI 150+			
18-19-0	0-0-0	0-0-0		OVERALL		3-10-0		6-6-0		9-3-0			
11-4-0	0-0-0	0-0-0		HOME		1-0-0		5-3-0		5-1-0			
7-15-0	0-0-0	0-0-0		AWAY		2-10-0		1-3-0		4-2-0			
0-0-0	0-0-0	0-0-0		NEUTRAL		0-0-0		0-0-0		0-0-0			
<hr/>													
6-13-0	0-0-0	0-0-0		NON-CONFERENCE		1-9-0		0-3-0		5-1-0			
3-3-0	0-0-0	0-0-0		HOME		1-0-0		0-2-0		2-1-0			
3-10-0	0-0-0	0-0-		AWAY		0-9-0		0-1-0		3-0-0			
0-0-0	0-0-0	0-0-0		NEUTRAL		0-0-0		0-0-0		0-0-0			
<hr/>													
12-6-0	0-0-0	0-0-0		CONFERENCE		2-1-0		6-3-0		4-2-0			
8-1-0	0-0-0	0-0-0		HOME		0-0-0		5-1-0		3-0-0			
4-5-0	0-0-0	0-0-0		AWAY		2-1-0		1-2-0		1-2-0			
0-0-0	0-0-0	0-0-0		NEUTRAL		0-0-0		0-0-0		0-0-0			
<hr/>													
RPI	S	Opponent	Score	RPI	S	Opponent	Score	RPI	S	Opponent	Score		
				52 A Fresno St.				1	3	109 A UNLV		4	9
				52 A Fresno St.				2	1	109 A UNLV		3	4
				52 A Fresno St.				7	5	109 A UNLV		7	3
				60 A California				0	13	109 H UNLV		7	6
				64 A Michigan				0	1	109 H UNLV		6	5
				64 A Michigan				0	3	109 H UNLV		2	1
				75 A Saint Mary's (CA)				1	14	111 A Sacramento St.		2	7
				75 H Saint Mary's (CA)				7	3	119 H Portland		2	13
				93 A Northwestern				0	6	120 H Pacific		1	8
				93 A Northwestern				5	6	127 H Air Force		3	2
				93 A Northwestern				0	1	127 H Air Force		3	5
				98 A San Francisco				6	12	127 H Air Force		4	1
				98 A San Francisco				3	6	169 A New Mexico		22	18
										169 A New Mexico		6	7
										169 A New Mexico		2	14
										169 H New Mexico		4	2
										169 H New Mexico		8	3
										169 H New Mexico		5	1
										195 H UC Riverside		3	12
										195 H UC Riverside		9	1
						195 H UC Riverside		5	4				
						285 A Santa Clara		8	5				
						285 A Santa Clara		20	10				
						285 A Santa Clara		4	3				
<hr/>													
				LAST 10 GAMES									
64 A Michigan				0	3	109 A UNLV				4	9		
64 A Michigan				0	1	109 A UNLV				3	4		
285 A Santa Clara				8	5	109 A UNLV				7	3		
285 A Santa Clara				4	3	119 H Portland				2	13		
75 A Saint Mary's (CA)				1	14	169 H New Mexico				5	1		

Non-Div. I Games:

San Jose St.

Average RPI Win:	193	WON-LOST RECORD	WINNING PCT. RANK	LAST 10 GAMES	STRENGTH OF SCHEDULE	OPP. STRENGTH OF SCHEDULE	TEAM RPI	ADJ RPI	CONF. RPI	ADJ CONF. RPI		
DIV. I ONLY		19-16-0	.54286 124	6-4-0	126	213	130	.50952 130	20	19		
DIV. I NON-CONF.		8-8-0	.5 145	2-1-0	89	126	128	.51174 128	22	22		
<hr/>												
TOTALS	RPI 1-25	RPI 26-50		W-L RECORDS	RPI 51-100		RPI 101-150		RPI 150+			
19-16-0	1-0-0	1-5-0		OVERALL	0-1-0		2-1-0		15-9-0			
13-7-0	0-0-0	1-3-0		HOME	0-1-0		2-1-0		10-2-0			
6-9-0	1-0-0	0-2-0		AWAY	0-0-0		0-0-0		5-7-0			
0-0-0	0-0-0	0-0-0		NEUTRAL	0-0-0		0-0-0		0-0-0			
8-8-0	1-0-0	1-5-0		NON-CONFERENCE	0-1-0		0-0-0		6-2-0			
6-4-0	0-0-0	1-3-0		HOME	0-1-0		0-0-0		5-0-0			
2-4-0	1-0-0	0-0-		AWAY	0-0-0		0-0-0		1-2-0			
0-0-0	0-0-0	0-0-0		NEUTRAL	0-0-0		0-0-0		0-0-0			
11-8-0	0-0-0	0-0-0		CONFERENCE	0-0-0		2-1-0		9-7-0			
7-3-0	0-0-0	0-0-0		HOME	0-0-0		2-1-0		5-2-0			
4-5-0	0-0-0	0-0-0		AWAY	0-0-0		0-0-0		4-5-0			
0-0-0	0-0-0	0-0-0		NEUTRAL	0-0-0		0-0-0		0-0-0			
RPI S	Opponent	Score	RPI S	Opponent	Score	RPI S	Opponent	Score	RPI S	Opponent	Score	
3	A Vanderbilt	7 6	33	H Kentucky	4 8	85	H Bradley	3 5	118	H Morehead St.	3 4	
			33	H Kentucky	5 12				118	H Morehead St.	9 1	
			33	H Kentucky	1 11				118	H Morehead St.	7 6	
			40	H Evansville	10 2				159	A Southern Ill.	2 3	
			49	A Indiana St.	1 8				159	H Southern Ill.	12 9	
			49	A Indiana St.	2 3				164	A Murray St.	3 11	
									164	A Murray St.	0 4	
									164	A Murray St.	2 0	
									164	H Murray St.	3 8	
									175	A Eastern Ky.	3 11	
									175	A Eastern Ky.	3 9	
									175	A Eastern Ky.	8 1	
									181	A Western Ky.	5 3	
									186	H Middle Tenn.	10 3	
									190	A Lipscomb	8 9	
									190	H Lipscomb	12 11	
									213	H Belmont	14 2	
									213	H Belmont	3 11	
									213	H Belmont	11 3	
									267	A Southeast Mo. St.	10 2	
									267	A Southeast Mo. St.	4 2	
									267	A Southeast Mo. St.	4 7	
			LAST 10 GAMES						271	H Northern Ill.	8 3	
			118	H Morehead St.	7 6		271	H Northern Ill.	15 3	271	H Northern Ill.	15 3
			118	H Morehead St.	9 1		159	H Southern Ill.	12 9	274	H Tennessee Tech	10 4
			175	A Eastern Ky.	3 11		118	H Morehead St.	3 4	274	H Tennessee Tech	8 1
			175	A Eastern Ky.	3 9		40	H Evansville	10 2	274	H Tennessee Tech	6 0
			271	H Northern Ill.	8 3		175	A Eastern Ky.	8 1			

**Non-Div. I Games:**

Austin Peay

[illegible]

**Non-Div. I Games:**

## Grand Canyon

Average RPI Win:	195	WON-LOST RECORD	WINNING PCT. RANK	LAST 10 GAMES		STRENGTH OF SCHEDULE	OPP. STRENGTH OF SCHEDULE	TEAM RPI	ADJ RPI	CONF. RPI	ADJ CONF. RPI
DIV. I ONLY		18-19-0	.48649 156	7-3-0		133	134	132	.50876 132	21	21
DIV. I NON-CONF.		8-14-0	.36364 212	1-2-0		112	100	169	.48994 169	21	21
<hr/>											
TOTALS	RPI 1-25		RPI 26-50	W-L RECORDS		RPI 51-100			RPI 101-150		RPI 150+
18-19-0	0-3-0		1-2-0	OVERALL		0-4-0			0-3-0		17-7-0
12-3-0	0-0-0		0-0-0	HOME		0-0-0			0-0-0		12-3-0
6-13-0	0-3-0		1-2-0	AWAY		0-4-0			0-0-0		5-4-0
0-3-0	0-0-0		0-0-0	NEUTRAL		0-0-0			0-3-0		0-0-0
8-14-0	0-3-0		1-2-0	NON-CONFERENCE		0-1-0			0-3-0		7-5-0
5-1-0	0-0-0		0-0-0	HOME		0-0-0			0-0-0		5-1-0
3-10-0	0-3-0		1-0-	AWAY		0-1-0			0-0-0		2-4-0
0-3-0	0-0-0		0-0-0	NEUTRAL		0-0-0			0-3-0		0-0-0
10-5-0	0-0-0		0-0-0	CONFERENCE		0-3-0			0-0-0		10-2-0
7-2-0	0-0-0		0-0-0	HOME		0-0-0			0-0-0		7-2-0
3-3-0	0-0-0		0-0-0	AWAY		0-3-0			0-0-0		3-0-0
0-0-0	0-0-0		0-0-0	NEUTRAL		0-0-0			0-0-0		0-0-0
RPI S	Opponent	Score	RPI S	Opponent	Score	RPI S	Opponent	Score	RPI S	Opponent	Score
6 A	Georgia	0 17	44 A	Alabama	2 7	59 A	Campbell	3 5	123 N	Marist	10 14
6 A	Georgia	1 8	44 A	Alabama	4 9	59 A	Campbell	2 3	123 N	Marist	4 9
6 A	Georgia	6 7	44 A	Alabama	4 1	59 A	Campbell	4 11	123 N	Marist	5 7
						69 A	Ga. Southern	5 10	153 H	Gardner-Webb	6 5
									153 H	Gardner-Webb	11 6
									153 H	Gardner-Webb	4 5
									155 H	Radford	7 1
									155 H	Radford	3 9
									155 H	Radford	1 0
									179 A	Davidson	8 10
									179 A	Davidson	1 4
									183 A	Wofford	7 6
									183 H	Wofford	5 4
									183 H	Wofford	5 4
									214 H	Brown	5 4
									214 H	Brown	3 4
									214 H	Brown	5 4
									217 A	Kennesaw St.	3 7
									217 A	Kennesaw St.	5 13
									222 H	UNC Asheville	6 2
									222 H	UNC Asheville	7 2
									222 H	UNC Asheville	4 2
				LAST 10 GAMES							
				238 A USC Upstate	4 3		238 A USC Upstate	8 0		238 A USC Upstate	4 3
				238 A USC Upstate	5 4		183 A Wofford	7 6		238 A USC Upstate	8 0
				183 H Wofford	5 4		222 H UNC Asheville	7 2		238 A USC Upstate	5 4
				214 H Brown	5 4		222 H UNC Asheville	6 2		244 A N.C. Central	9 3
				179 A Davidson	8 10		222 H UNC Asheville	4 2		244 H N.C. Central	6 5

**Non-Div. I Games:**

Presbyterian

[illegible]

**Non-Div. I Games:**

## Massachusetts

Average RPI Win: 179		WON-LOST	WINNING	LAST 10	STRENGTH OF		OPP. STRENGTH	TEAM	ADJ	CONF.	ADJ CONF.		
Average RPI Loss: 76		RECORD	PCT. RANK	GAMES	SCHEDULE		OF SCHEDULE	RPI	RPI	RPI	RPI		
DIV. I ONLY		15-20-0	.42857	202	3-7-0		23	166	134	.50791	134	5	5
DIV. I NON-CONF.		13-10-0	.56522	118	2-1-0		41	256	91	.53014	91	5	5
TOTALS		RPI 1-25	RPI 26-50		W-L RECORDS		RPI 51-100		RPI 101-150		RPI 150+		
15-20-0		1-6-0	0-0-0		OVERALL		2-10-0		4-3-0		8-1-0		
13-9-0		1-3-0	0-0-0		HOME		1-3-0		4-3-0		7-0-0		
2-11-0		0-3-0	0-0-0		AWAY		1-7-0		0-0-0		1-1-0		
0-0-0		0-0-0	0-0-0		NEUTRAL		0-0-0		0-0-0		0-0-0		
13-10-0		1-3-0	0-0-0		NON-CONFERENCE		1-5-0		3-1-0		8-1-0		
12-4-0		1-0-0	0-0-0		HOME		1-3-0		3-1-0		7-0-0		
1-6-0		0-3-0	0-0-		AWAY		0-2-0		0-0-0		1-1-0		
0-0-0		0-0-0	0-0-0		NEUTRAL		0-0-0		0-0-0		0-0-0		
2-10-0		0-3-0	0-0-0		CONFERENCE		1-5-0		1-2-0		0-0-0		
1-5-0		0-3-0	0-0-0		HOME		0-0-0		1-2-0		0-0-0		
1-5-0		0-0-0	0-0-0		AWAY		1-5-0		0-0-0		0-0-0		
0-0-0		0-0-0	0-0-0		NEUTRAL		0-0-0		0-0-0		0-0-0		
RPI S	Opponent	Score	RPI S	Opponent	Score	RPI S	Opponent	Score	RPI S	Opponent	Score		
11 H	East Carolina	0 4				68 H	Liberty	4 6	124 H	Cincinnati	4 2		
11 H	East Carolina	1 5				68 H	Liberty	4 2	124 H	Cincinnati	5 6		
11 H	East Carolina	7 13				68 H	Liberty	4 5	124 H	Cincinnati	1 4		
20 A	North Carolina	2 3				70 A	UCF	1 4	136 H	FGCU	15 4		
20 A	North Carolina	3 5				70 A	UCF	6 3	142 H	Samford	4 1		
20 A	North Carolina	1 2				70 A	UCF	0 5	142 H	Samford	7 4		
25 H	Florida	6 1				79 A	Tulane	11 20	142 H	Samford	3 7		
						79 A	Tulane	4 6	232 A	Stetson	9 10		
						79 A	Tulane	2 9	236 H	Dartmouth	16 1		
						94 A	North Florida	2 7	236 H	Dartmouth	4 1		
						94 H	North Florida	3 5	236 H	Dartmouth	7 3		
						100 A	Jacksonville	7 8	247 H	Western Mich.	9 6		
									247 H	Western Mich.	10 9		
									247 H	Western Mich.	7 6		
									264 A	Bethune-Cookman	7 4		
									264 H	Bethune-Cookman	12 2		
LAST 10 GAMES													
94 H	North Florida	3 5	70 A	UCF	6 3								
79 A	Tulane	4 6	70 A	UCF	0 5								
79 A	Tulane	11 20	70 A	UCF	1 4								
79 A	Tulane	2 9	136 H	FGCU	15 4								
264 H	Bethune-Cookman	12 2	11 H	East Carolina	1 5								

Non-Div. I Games:

South Fla.

Average RPI Win: 217		WON-LOST	WINNING	LAST 10	STRENGTH OF		OPP. STRENGTH	TEAM	ADJ	CONF.	ADJ CONF.		
Average RPI Loss: 152		RECORD	PCT. RANK	GAMES	SCHEDULE		OF SCHEDULE	RPI	RPI	RPI	RPI		
DIV. I ONLY		24-10-0	.70588	25	7-3-0		286	195	135	.50658	135		
DIV. I NON-CONF.		16-6-0	.72727	38	3-0-0		293	202	134	.50669	134		
TOTALS		RPI 1-25	RPI 26-50		W-L RECORDS		RPI 51-100		RPI 101-150		RPI 150+		
24-10-0		0-0-0	1-2-0		OVERALL		0-0-0		4-4-0		19-4-0		
5-1-0		0-0-0	0-0-0		HOME		0-0-0		0-0-0		5-1-0		
11-7-0		0-0-0	1-2-0		AWAY		0-0-0		4-4-0		6-1-0		
8-2-0		0-0-0	0-0-0		NEUTRAL		0-0-0		0-0-0		8-2-0		
16-6-0		0-0-0	1-2-0		NON-CONFERENCE		0-0-0		3-2-0		12-2-0		
0-0-0		0-0-0	0-0-0		HOME		0-0-0		0-0-0		0-0-0		
8-4-0		0-0-0	1-0-		AWAY		0-0-0		3-2-0		4-0-0		
8-2-0		0-0-0	0-0-0		NEUTRAL		0-0-0		0-0-0		8-2-0		
8-4-0		0-0-0	0-0-0		CONFERENCE		0-0-0		1-2-0		7-2-0		
5-1-0		0-0-0	0-0-0		HOME		0-0-0		0-0-0		5-1-0		
3-3-0		0-0-0	0-0-0		AWAY		0-0-0		1-2-0		2-1-0		
0-0-0		0-0-0	0-0-0		NEUTRAL		0-0-0		0-0-0		0-0-0		
RPI	S	Opponent	Score	RPI	S	Opponent	Score	RPI	S	Opponent	Score		
				47	A	Illinois St.	2 7			106	A	Troy	2 3
				47	A	Illinois St.	4 5			106	A	Troy	6 7
				47	A	Illinois St.	11 2			106	A	Troy	5 2
										106	A	Troy	5 3
										121	A	Notre Dame	17 7
										143	A	Kent St.	7 4
										143	A	Kent St.	4 12
										143	A	Kent St.	4 10
										154	H	Ball St.	0 10
										154	H	Ball St.	5 0
										154	H	Ball St.	5 4
										187	A	Michigan St.	8 6
										194	A	Lamar University	4 2
										194	A	Lamar University	10 6
										220	N	Pittsburgh	4 3
										241	N	Butler	1 5
										246	A	Ohio	6 2
										246	A	Ohio	11 12
										246	A	Ohio	5 3
										251	A	Oakland	24 10
										252	N	Hofstra	24 7
										271	H	Northern Ill.	5 2
										271	H	Northern Ill.	6 4
										271	H	Northern Ill.	14 10
										288	N	Villanova	7 13
										288	N	Villanova	9 1
										293	N	Prairie View	12 3
LAST 10 GAMES													
				143	A	Kent St.	4 12	106	A	Troy	5 3		
				143	A	Kent St.	7 4	47	A	Illinois St.	4 5		
				187	A	Michigan St.	8 6	143	A	Kent St.	4 10		
				271	H	Northern Ill.	5 2	251	A	Oakland	24 10		
				271	H	Northern Ill.	6 4	154	H	Ball St.	0 10		

Non-Div. I Games: Grand Valley St. 6 2 Cornerstone 10 5

Central Mich.

RPI	S	Opponent	Score	
293	N	Prairie View	15	2
296	N	Mt. St. Mary's	13	1
299	N	Saint Peter's	14	4
299	N	Saint Peter's	21	2

Central Mich.

C  
e  
n  
t  
r  
a  
l  
M  
i  
c  
h  
.

C  
e  
n  
t  
r  
a  
l  
M  
i  
c  
h  
.



Average RPI Win: 202		WON-LOST	WINNING	LAST 10	STRENGTH OF		OPP. STRENGTH	TEAM	ADJ	CONF.	ADJ CONF.
Average RPI Loss: 127		RECORD	PCT. RANK	GAMES	SCHEDULE		OF SCHEDULE	RPI	RPI	RPI	RPI
DIV. I ONLY		24-13-0	.64865	49	5-5-0		228	119	136	.50602	136
DIV. I NON-CONF.		18-10-0	.64286	75	0-4-0		269	106	179	.4825	179
TOTALS		RPI 1-25	RPI 26-50		W-L RECORDS		RPI 51-100		RPI 101-150		RPI 150+
24-13-0	1-4-0	0-0-0		OVERALL		1-2-0		2-1-0		20-6-0	
19-6-0	0-1-0	0-0-0		HOME		0-0-0		1-0-0		18-5-0	
5-7-0	1-3-0	0-0-0		AWAY		1-2-0		1-1-0		2-1-0	
0-0-0	0-0-0	0-0-0		NEUTRAL		0-0-0		0-0-0		0-0-0	
18-10-0	1-4-0	0-0-0		NON-CONFERENCE		0-0-0		2-1-0		15-5-0	
16-6-0	0-1-0	0-0-0		HOME		0-0-0		1-0-0		15-5-0	
2-4-0	1-3-0	0-0-		AWAY		0-0-0		1-1-0		0-0-0	
0-0-0	0-0-0	0-0-0		NEUTRAL		0-0-0		0-0-0		0-0-0	
6-3-0	0-0-0	0-0-0		CONFERENCE		1-2-0		0-0-0		5-1-0	
3-0-0	0-0-0	0-0-0		HOME		0-0-0		0-0-0		3-0-0	
3-3-0	0-0-0	0-0-0		AWAY		1-2-0		0-0-0		2-1-0	
0-0-0	0-0-0	0-0-0		NEUTRAL		0-0-0		0-0-0		0-0-0	
RPI S	Opponent	Score		RPI S	Opponent	Score		RPI S	Opponent	Score	
18 A	Miami (FL)	9	13					134 A	South Fla.	4	15
18 A	Miami (FL)	4	13					146 A	FIU	11	6
18 H	Miami (FL)	1	10					146 H	FIU	3	0
25 A	Florida	7	2					160 H	Ohio St.	0	2
25 A	Florida	0	15					168 H	Rutgers	1	4
								168 H	Rutgers	4	1
								168 H	Rutgers	11	3
								190 H	Lipscomb	5	3
								190 H	Lipscomb	6	2
								190 H	Lipscomb	10	9
								206 H	Quinnipiac	6	5
								206 H	Quinnipiac	9	8
								206 H	Quinnipiac	4	9
								217 A	Kennesaw St.	6	4
								217 A	Kennesaw St.	0	4
								217 A	Kennesaw St.	8	4
								225 H	LIU Brooklyn	10	1
								225 H	LIU Brooklyn	9	1
								225 H	LIU Brooklyn	10	0
								231 H	Siena	17	6
								231 H	Siena	8	0
								231 H	Siena	18	8
								231 H	Siena	1	2
								263 H	Towson	5	2
								263 H	Towson	6	3
								263 H	Towson	20	3
								264 H	Bethune-Cookman	3	6
LAST 10 GAMES											
217 A	Kennesaw St.	0	4	18 H	Miami (FL)	1	10				
217 A	Kennesaw St.	6	4	18 A	Miami (FL)	9	13				
231 H	Siena	18	8	190 H	Lipscomb	6	2				
18 A	Miami (FL)	4	13	190 H	Lipscomb	10	9				
217 A	Kennesaw St.	8	4	190 H	Lipscomb	5	3				

Non-Div. I Games:

FGCU

RPI	S	Opponent	Score	
264	H	Bethune-Cookman	23	3
264	H	Bethune-Cookman	12	5

FGCU

F  
G  
C  
U

F  
G  
C  
U

Average RPI Win:	176	WON-LOST RECORD	WINNING PCT. RANK	LAST 10 GAMES	STRENGTH OF SCHEDULE	OPP. STRENGTH OF SCHEDULE	TEAM RPI	ADJ RPI	CONF. RPI	ADJ CONF. RPI				
DIV. I ONLY		22-16-0	.57895	99	5-5-0	174	131	137	.50583	137	12	12		
DIV. I NON-CONF.		12-8-0	.6	102	2-1-0	143	171	131	.50988	131	12	12		
<hr/>														
TOTALS	RPI 1-25	RPI 26-50		W-L RECORDS		RPI 51-100		RPI 101-150		RPI 150+				
22-16-0	0-1-0	0-1-0		OVERALL		5-3-0		1-2-0		16-9-0				
17-7-0	0-0-0	0-1-0		HOME		2-2-0		1-1-0		14-3-0				
5-9-0	0-1-0	0-0-0		AWAY		3-1-0		0-1-0		2-6-0				
0-0-0	0-0-0	0-0-0		NEUTRAL		0-0-0		0-0-0		0-0-0				
12-8-0	0-1-0	0-1-0		NON-CONFERENCE		3-2-0		1-2-0		8-2-0				
10-5-0	0-0-0	0-1-0		HOME		2-2-0		1-1-0		7-1-0				
2-3-0	0-1-0	0-0-		AWAY		1-0-0		0-1-0		1-1-0				
0-0-0	0-0-0	0-0-0		NEUTRAL		0-0-0		0-0-0		0-0-0				
10-8-0	0-0-0	0-0-0		CONFERENCE		2-1-0		0-0-0		8-7-0				
7-2-0	0-0-0	0-0-0		HOME		0-0-0		0-0-0		7-2-0				
3-6-0	0-0-0	0-0-0		AWAY		2-1-0		0-0-0		1-5-0				
0-0-0	0-0-0	0-0-0		NEUTRAL		0-0-0		0-0-0		0-0-0				
<hr/>														
RPI	S	Opponent	Score		RPI	S	Opponent	Score		RPI	S	Opponent	Score	
13	A	Texas A&M	2	12	41	H	BYU	2	6	51	A	Texas St.	12	5
										57	H	UT Arlington	9	3
										57	H	UT Arlington	3	7
										57	H	UT Arlington	5	1
										57	H	UT Arlington	9	10
										81	A	Incarnate Word	13	6
										81	A	Incarnate Word	5	6
										81	A	Incarnate Word	11	6
										104	A	UTRGV	4	9
										104	H	UTRGV	2	6
										133	H	Massachusetts	12	9
										151	A	UTSA	7	10
										151	H	UTSA	4	16
										160	H	Ohio St.	8	7
										160	H	Ohio St.	3	2
										163	A	Nicholls St.	3	5
										163	A	Nicholls St.	3	6
										163	A	Nicholls St.	4	3
										173	H	Abilene Christian	6	5
										173	H	Abilene Christian	7	3
										173	H	Abilene Christian	1	4
										174	H	Central Ark.	5	4
										174	H	Central Ark.	9	8
										174	H	Central Ark.	7	6
										194	A	Lamar University	3	7
										194	A	Lamar University	4	10
										194	A	Lamar University	1	9
										211	H	Houston Baptist	6	2
										211	H	Houston Baptist	0	14
										211	H	Houston Baptist	9	7
										212	H	Oral Roberts	5	1
										280	H	Eastern Mich.	7	2
										280	H	Eastern Mich.	8	2
										280	H	Eastern Mich.	12	4
										293	A	Prairie View	17	9
<hr/>														
LAST 10 GAMES														
										211	H	Houston Baptist	9	7
										151	H	UTSA	4	16
										194	A	Lamar University	4	10
										194	A	Lamar University	3	7
										194	A	Lamar University	1	9
										280	H	Eastern Mich.	8	2

Non-Div. I Games:	Houston-Victoria	8	5	Houston-Victoria	8	1
-------------------	------------------	---	---	------------------	---	---

A&amp;M-Corpus Christi

RPI	S	Opponent	Score	
293	H	Prairie View	8	5

A&M-Corpus Christi

A  
&  
M  
-  
C  
o  
r  
p  
u  
s  
C  
h  
r  
i  
s  
t  
i

A  
&  
M  
-  
C  
o  
r  
p  
u  
s  
C  
h  
r  
i  
s  
t  
i

Average RPI Win:	119	WON-LOST RECORD	WINNING PCT. RANK	LAST 10 GAMES	STRENGTH OF SCHEDULE	OPP. STRENGTH OF SCHEDULE	TEAM RPI	ADJ RPI	CONF. RPI	ADJ CONF. RPI					
DIV. I ONLY		15-23-0	.39474	215	5-5-0	47	78	138	.50577	138	11	11			
DIV. I NON-CONF.		9-14-0	.3913	197	1-1-0	14	54	119	.51414	119	11	11			
<hr/>															
TOTALS	RPI 1-25	RPI 26-50		W-L RECORDS		RPI 51-100		RPI 101-150		RPI 150+					
15-23-0	0-1-0	4-5-0		OVERALL		1-10-0		6-3-0		4-4-0					
7-14-0	0-0-0	1-4-0		HOME		0-5-0		3-3-0		3-2-0					
6-8-0	0-1-0	2-1-0		AWAY		0-4-0		3-0-0		1-2-0					
2-1-0	0-0-0	1-0-0		NEUTRAL		1-1-0		0-0-0		0-0-0					
9-14-0	0-1-0	4-5-0		NON-CONFERENCE		1-7-0		2-1-0		2-0-0					
5-10-0	0-0-0	1-4-0		HOME		0-5-0		2-1-0		2-0-0					
2-3-0	0-1-0	2-0-		AWAY		0-1-0		0-0-0		0-0-0					
2-1-0	0-0-0	1-0-0		NEUTRAL		1-1-0		0-0-0		0-0-0					
6-9-0	0-0-0	0-0-0		CONFERENCE		0-3-0		4-2-0		2-4-0					
2-4-0	0-0-0	0-0-0		HOME		0-0-0		1-2-0		1-2-0					
4-5-0	0-0-0	0-0-0		AWAY		0-3-0		3-0-0		1-2-0					
0-0-0	0-0-0	0-0-0		NEUTRAL		0-0-0		0-0-0		0-0-0					
RPI	S	Opponent	Score	RPI	S	Opponent	Score	RPI	S	Opponent	Score				
13	A	Texas A&M	3 8	34	A	Texas	1 3	51	A	Texas St.	6 7	102	H	Rhode Island	1 2
				34	H	Texas	4 11	51	H	Texas St.	0 5	102	H	Rhode Island	7 6
				36	A	Houston	5 3	51	N	Texas St.	0 1	102	H	Rhode Island	15 3
				37	N	Baylor	6 3	53	H	UC Irvine	4 11	122	A	Old Dominion	3 1
				43	H	Oklahoma	8 1	53	H	UC Irvine	5 11	122	A	Old Dominion	11 2
				43	H	Oklahoma	0 6	53	H	UC Irvine	0 7	122	A	Old Dominion	14 10
				43	H	Oklahoma	8 17	55	A	Fla. Atlantic	7 12	146	H	FIU	7 13
				50	A	Sam Houston St.	11 5	55	A	Fla. Atlantic	4 12	146	H	FIU	2 5
				50	H	Sam Houston St.	9 10	55	A	Fla. Atlantic	2 4	146	H	FIU	8 5
								67	N	TCU	12 2	151	H	UTSA	2 4
								88	H	Arizona	5 16	151	H	UTSA	8 6
												151	H	UTSA	3 9
												194	H	Lamar University	12 5
												198	A	Charlotte	19 4
												198	A	Charlotte	5 6
												198	A	Charlotte	0 4
												293	H	Prairie View	25 5
<hr/>															
LAST 10 GAMES															
				198	A	Charlotte	0 4	122	A	Old Dominion	14 10				
				198	A	Charlotte	5 6	198	A	Charlotte	19 4				
				146	H	FIU	7 13	34	A	Texas	1 3				
				146	H	FIU	2 5	146	H	FIU	8 5				
				122	A	Old Dominion	11 2	50	A	Sam Houston St.	11 5				

Non-Div. I Games:

Rice

Average RPI Win: 173		WON-LOST	WINNING	LAST 10	STRENGTH OF		OPP. STRENGTH	TEAM	ADJ	CONF.	ADJ CONF.
Average RPI Loss: 72		RECORD	PCT. RANK	GAMES	SCHEDULE		OF SCHEDULE	RPI	RPI	RPI	RPI
DIV. I ONLY		16-17-0	.48485	162	6-4-0		99	143	139	.50399	139
DIV. I NON-CONF.		9-15-0	.375	208	0-2-0		57	117	167	.49134	167
TOTALS		RPI 1-25	RPI 26-50		W-L RECORDS		RPI 51-100		RPI 101-150		RPI 150+
16-17-0	0-0-0	1-5-0		OVERALL		3-11-0		0-0-0		12-1-0	
11-9-0	0-0-0	0-0-0		HOME		3-8-0		0-0-0		8-1-0	
5-8-0	0-0-0	1-5-0		AWAY		0-3-0		0-0-0		4-0-0	
0-0-0	0-0-0	0-0-0		NEUTRAL		0-0-0		0-0-0		0-0-0	
9-15-0	0-0-0	1-5-0		NON-CONFERENCE		2-9-0		0-0-0		6-1-0	
7-7-0	0-0-0	0-0-0		HOME		2-6-0		0-0-0		5-1-0	
2-8-0	0-0-0	1-0-		AWAY		0-3-0		0-0-0		1-0-0	
0-0-0	0-0-0	0-0-0		NEUTRAL		0-0-0		0-0-0		0-0-0	
7-2-0	0-0-0	0-0-0		CONFERENCE		1-2-0		0-0-0		6-0-0	
4-2-0	0-0-0	0-0-0		HOME		1-2-0		0-0-0		3-0-0	
3-0-0	0-0-0	0-0-0		AWAY		0-0-0		0-0-0		3-0-0	
0-0-0	0-0-0	0-0-0		NEUTRAL		0-0-0		0-0-0		0-0-0	
RPI S	Opponent	Score	RPI S	Opponent	Score	RPI S	Opponent	Score	RPI S	Opponent	Score
37 A	Baylor	3 1	52 H	Fresno St.	6 16	162 H	Columbia	13 6			
37 A	Baylor	0 3	60 H	California	3 5	162 H	Columbia	5 4			
37 A	Baylor	3 14	60 H	California	4 5	162 H	Columbia	3 2			
43 A	Oklahoma	3 9	60 H	California	2 10	162 H	Columbia	2 1			
43 A	Oklahoma	1 4	61 A	Washington	3 9	208 H	CSUN	3 1			
43 A	Oklahoma	2 5	61 A	Washington	7 11	208 H	CSUN	4 2			
			61 A	Washington	0 5	208 H	CSUN	2 1			
			75 H	Saint Mary's (CA)	2 8	221 A	CSU Bakersfield	7 1			
			75 H	Saint Mary's (CA)	6 2	221 H	CSU Bakersfield	2 0			
			75 H	Saint Mary's (CA)	1 7	261 A	UC Davis	6 5			
			75 H	Saint Mary's (CA)	8 3	261 A	UC Davis	5 1			
			83 H	Cal St. Fullerton	6 16	261 A	UC Davis	8 5			
			83 H	Cal St. Fullerton	2 16	285 H	Santa Clara	6 7			
			83 H	Cal St. Fullerton	5 3						
LAST 10 GAMES											
75 H	Saint Mary's (CA)	1 7	52 H	Fresno St.	6 16						
162 H	Columbia	13 6	83 H	Cal St. Fullerton	6 16						
261 A	UC Davis	6 5	83 H	Cal St. Fullerton	5 3						
261 A	UC Davis	8 5	83 H	Cal St. Fullerton	2 16						
261 A	UC Davis	5 1	285 H	Santa Clara	6 7						

Non-Div. I Games:

Cal Poly

[illegible]

**Non-Div. I Games:**

Canisius

Average RPI Win: 143		WON-LOST RECORD	WINNING PCT. RANK	LAST 10 GAMES	STRENGTH OF SCHEDULE	OPP. STRENGTH OF SCHEDULE	TEAM RPI	ADJ RPI	CONF. RPI	ADJ CONF. RPI							
Average RPI Loss: 115																	
DIV. I ONLY		19-17-0	.52778 134	5-5-0	198	46	141	.50294 141	10	10							
DIV. I NON-CONF.		11-7-0	.61111 95	2-1-0	255	30	133	.50719 133	10	10							
<hr/>																	
TOTALS		RPI 1-25		RPI 26-50		W-L RECORDS		RPI 51-100		RPI 101-150		RPI 150+					
19-17-0		0-1-0		0-0-0		OVERALL		6-5-0		4-7-0		9-4-0					
8-8-0		0-0-0		0-0-0		HOME		3-2-0		2-3-0		3-3-0					
10-8-0		0-1-0		0-0-0		AWAY		3-3-0		1-3-0		6-1-0					
1-1-0		0-0-0		0-0-0		NEUTRAL		0-0-0		1-1-0		0-0-0					
<hr/>																	
11-7-0		0-1-0		0-0-0		NON-CONFERENCE		4-1-0		2-3-0		5-2-0					
4-3-0		0-0-0		0-0-0		HOME		2-0-0		1-1-0		1-2-0					
6-3-0		0-1-0		0-0-		AWAY		2-1-0		0-1-0		4-0-0					
1-1-0		0-0-0		0-0-0		NEUTRAL		0-0-0		1-1-0		0-0-0					
<hr/>																	
8-10-0		0-0-0		0-0-0		CONFERENCE		2-4-0		2-4-0		4-2-0					
4-5-0		0-0-0		0-0-0		HOME		1-2-0		1-2-0		2-1-0					
4-5-0		0-0-0		0-0-0		AWAY		1-2-0		1-2-0		2-1-0					
0-0-0		0-0-0		0-0-0		NEUTRAL		0-0-0		0-0-0		0-0-0					
<hr/>																	
RPI	S	Opponent		Score		RPI	S	Opponent		Score		RPI	S	Opponent		Score	
5	A	UC Santa Barbara		1	2							51	A	Texas St.		4	0
												71	A	San Diego St.		1	3
												71	A	San Diego St.		5	8
												71	A	San Diego St.		6	5
												71	H	San Diego St.		3	11
												71	H	San Diego St.		8	7
												71	H	San Diego St.		2	6
												75	A	Saint Mary's (CA)		5	6
												75	H	Saint Mary's (CA)		6	5
												98	A	San Francisco		8	1
												98	H	San Francisco		7	3

Non-Div. I Games:

Nevada



Average RPI Win: 206		WON-LOST RECORD	WINNING PCT. RANK	LAST 10 GAMES	STRENGTH OF SCHEDULE	OPP. STRENGTH OF SCHEDULE	TEAM RPI	ADJ RPI	CONF. RPI	ADJ CONF. RPI				
Average RPI Loss: 125														
DIV. I ONLY		26-11-0	.7027 28	7-3-0	275	79	142	.5027 142	17	17				
DIV. I NON-CONF.		18-10-0	.64286 75	4-3-0	264	44	152	.50089 152	18	18				
<hr/>														
TOTALS		RPI 1-25	RPI 26-50		W-L RECORDS		RPI 51-100		RPI 101-150		RPI 150+			
26-11-0		0-2-0	0-1-0		OVERALL		2-1-0		2-2-0		22-5-0			
17-6-0		0-1-0	0-1-0		HOME		2-1-0		0-0-0		15-3-0			
9-5-0		0-1-0	0-0-0		AWAY		0-0-0		2-2-0		7-2-0			
0-0-0		0-0-0	0-0-0		NEUTRAL		0-0-0		0-0-0		0-0-0			
18-10-0		0-2-0	0-1-0		NON-CONFERENCE		2-1-0		2-2-0		14-4-0			
11-6-0		0-1-0	0-1-0		HOME		2-1-0		0-0-0		9-3-0			
7-4-0		0-1-0	0-0-		AWAY		0-0-0		2-2-0		5-1-0			
0-0-0		0-0-0	0-0-0		NEUTRAL		0-0-0		0-0-0		0-0-0			
8-1-0		0-0-0	0-0-0		CONFERENCE		0-0-0		0-0-0		8-1-0			
6-0-0		0-0-0	0-0-0		HOME		0-0-0		0-0-0		6-0-0			
2-1-0		0-0-0	0-0-0		AWAY		0-0-0		0-0-0		2-1-0			
0-0-0		0-0-0	0-0-0		NEUTRAL		0-0-0		0-0-0		0-0-0			
RPI	S	Opponent	Score		RPI	S	Opponent	Score		RPI	S	Opponent	Score	
3	A	Vanderbilt	6	11	44	H	Alabama	2	21	76	H	Xavier	10	7
10	H	Mississippi St.	4	6						76	H	Xavier	10	9
										76	H	Xavier	1	7
										106	A	Troy	15	5
										134	A	South Fla.	4	7
										134	A	South Fla.	7	3
										134	A	South Fla.	1	4
										152	A	UAB	0	9
										152	H	UAB	2	7
										172	A	Jacksonville St.	5	3
										180	H	Furman	3	0
										180	H	Furman	14	4
										180	H	Furman	8	4
										191	H	Maine	4	0
										191	H	Maine	4	6
										191	H	Maine	5	2
										217	H	Kennesaw St.	6	5
										217	H	Kennesaw St.	3	2
										217	H	Kennesaw St.	6	3
										223	A	Georgia St.	2	1
										223	A	Georgia St.	8	6
										223	A	Georgia St.	13	2
										226	H	UT Martin	6	3
										226	H	UT Martin	14	4
										226	H	UT Martin	1	3
										237	H	North Ala.	9	1
										249	A	VMI	4	5
										249	A	VMI	13	4
										249	A	VMI	4	0
										257	A	Alabama St.	10	5
LAST 10 GAMES														
					106	A	Troy	15	5	226	H	UT Martin	1	3
					279	H	The Citadel	10	3	226	H	UT Martin	6	3
					279	H	The Citadel	6	2	226	H	UT Martin	14	4
					279	H	The Citadel	8	4	152	H	UAB	2	7
					44	H	Alabama	2	21	249	A	VMI	4	5

Non-Div. I Games:

Samford

RPI	S	Opponent	Score	
257	H	Alabama St.	8	3
279	H	The Citadel	8	4
279	H	The Citadel	10	3
279	H	The Citadel	6	2

Samford

S  
a  
m  
f  
o  
r  
d

S  
a  
m  
f  
o  
r  
d

Average RPI Win:		181	WON-LOST RECORD		WINNING PCT. RANK		LAST 10 GAMES		STRENGTH OF SCHEDULE		OPP. STRENGTH OF SCHEDULE		TEAM RPI		ADJ RPI		CONF. RPI		ADJ CONF. RPI				
DIV. I ONLY			15-18-0		.45455 182		6-4-0		113		179		143		.50268 143		25		25				
DIV. I NON-CONF.			10-13-0		.43478 182		1-2-0		199		49		149		.50146 149		25		25				
TOTALS		RPI 1-25		RPI 26-50				W-L RECORDS				RPI 51-100				RPI 101-150				RPI 150+			
15-18-0		1-4-0		0-4-0				OVERALL				2-0-0				3-5-0				9-5-0			
9-4-0		0-0-0		0-0-0				HOME				2-0-0				3-3-0				4-1-0			
5-13-0		1-3-0		0-4-0				AWAY				0-0-0				0-2-0				4-4-0			
1-1-0		0-1-0		0-0-0				NEUTRAL				0-0-0				0-0-0				1-0-0			
10-13-0		1-4-0		0-4-0				NON-CONFERENCE				2-0-0				0-2-0				7-3-0			
4-0-0		0-0-0		0-0-0				HOME				2-0-0				0-0-0				2-0-0			
5-12-0		1-3-0		0-0-				AWAY				0-0-0				0-2-0				4-3-0			
1-1-0		0-1-0		0-0-0				NEUTRAL				0-0-0				0-0-0				1-0-0			
5-5-0		0-0-0		0-0-0				CONFERENCE				0-0-0				3-3-0				2-2-0			
5-4-0		0-0-0		0-0-0				HOME				0-0-0				3-3-0				2-1-0			
0-1-0		0-0-0		0-0-0				AWAY				0-0-0				0-0-0				0-1-0			
0-0-0		0-0-0		0-0-0				NEUTRAL				0-0-0				0-0-0				0-0-0			
RPI	S	Opponent		Score		RPI	S	Opponent		Score		RPI	S	Opponent		Score		RPI	S	Opponent		Score	
14	A	West Virginia		4	8	30	A	DBU		0	3	93	H	Northwestern		11	5	105	H	Miami (OH)		1	5
14	A	West Virginia		7	9	30	A	DBU		4	8	93	H	Northwestern		12	1	105	H	Miami (OH)		2	3
14	A	West Virginia		2	6	30	A	DBU		1	8							105	H	Miami (OH)		12	2
21	A	Indiana		9	8	39	A	Coastal Caro.		2	8							135	H	Central Mich.		4	7
22	N	NC State		2	3													135	H	Central Mich.		10	4
																		135	H	Central Mich.		12	4
																		140	A	Canisius		2	13
																		148	A	Dayton		5	12
																		154	A	Ball St.		8	9
																		187	N	Michigan St.		12	2
																		198	A	Charlotte		0	1
																		198	A	Charlotte		2	7
																		198	A	Charlotte		5	3
																		220	A	Pittsburgh		6	4
																		220	H	Pittsburgh		9	8
																		247	H	Western Mich.		1	11
																		247	H	Western Mich.		9	5
																		247	H	Western Mich.		15	3
																		259	A	Youngstown St.		3	4
																		259	H	Youngstown St.		10	5
																		269	A	Charleston So.		9	1
																		279	A	The Citadel		11	2
LAST 10 GAMES																							
																		93	H	Northwestern		12	1
																		220	H	Pittsburgh		9	8
																		135	H	Central Mich.		10	4
																		140	A	Canisius		2	13
																		247	H	Western Mich.		15	3

Non-Div. I Games: Malone 14 6

Kent St.

Average RPI Win:	195	WON-LOST	WINNING	LAST 10	STRENGTH OF	OPP. STRENGTH	TEAM	ADJ	CONF.	ADJ CONF.		
Average RPI Loss:	104	RECORD	PCT. RANK	GAMES	SCHEDULE	OF SCHEDULE	RPI	RPI	RPI	RPI		
DIV. I ONLY		21-17-0	.55263	120	3-7-0	163	145	144	.50239	144	15	15
DIV. I NON-CONF.		17-9-0	.65385	66	1-2-0	185	192	115	.51726	115	15	15
<hr/>												
TOTALS	RPI 1-25	RPI 26-50		W-L RECORDS		RPI 51-100		RPI 101-150		RPI 150+		
21-17-0	0-3-0	0-0-0		OVERALL		5-6-0		0-3-0		16-5-0		
15-9-0	0-0-0	0-0-0		HOME		0-4-0		0-0-0		15-5-0		
6-8-0	0-3-0	0-0-0		AWAY		5-2-0		0-3-0		1-0-0		
0-0-0	0-0-0	0-0-0		NEUTRAL		0-0-0		0-0-0		0-0-0		
17-9-0	0-3-0	0-0-0		NON-CONFERENCE		3-2-0		0-0-0		14-4-0		
13-5-0	0-0-0	0-0-0		HOME		0-1-0		0-0-0		13-4-0		
4-4-0	0-3-0	0-0-		AWAY		3-1-0		0-0-0		1-0-0		
0-0-0	0-0-0	0-0-0		NEUTRAL		0-0-0		0-0-0		0-0-0		
4-8-0	0-0-0	0-0-0		CONFERENCE		2-4-0		0-3-0		2-1-0		
2-4-0	0-0-0	0-0-0		HOME		0-3-0		0-0-0		2-1-0		
2-4-0	0-0-0	0-0-0		AWAY		2-1-0		0-3-0		0-0-0		
0-0-0	0-0-0	0-0-0		NEUTRAL		0-0-0		0-0-0		0-0-0		
RPI	S	Opponent	Score	RPI	S	Opponent	Score	RPI	S	Opponent	Score	
4	A	Louisville	0 5					77	A	Maryland	14 1	
4	A	Louisville	1 11					82	H	Col. of Charleston	8 10	
4	A	Louisville	0 1					82	H	Col. of Charleston	5 6	
								82	H	Col. of Charleston	1 5	
								83	A	Cal St. Fullerton	1 0	
								83	A	Cal St. Fullerton	3 12	
								83	A	Cal St. Fullerton	2 0	
								89	A	William & Mary	5 3	
								89	A	William & Mary	1 7	
								89	A	William & Mary	3 1	
								96	H	Virginia	3 9	
										</		

Non-Div. I Games:

James Madison

Average RPI Win:		216	WON-LOST RECORD		WINNING PCT. RANK		LAST 10 GAMES		STRENGTH OF SCHEDULE		OPP. STRENGTH OF SCHEDULE		TEAM RPI		ADJ RPI		CONF. RPI		ADJ CONF. RPI	
DIV. I ONLY			26-9-0		.74286 14		7-3-0		274		158		145		.50216 145		23		23	
DIV. I NON-CONF.			17-6-0		.73913 32		1-1-0		253		102		108		.51872 108		24		24	
TOTALS		RPI 1-25		RPI 26-50		W-L RECORDS		RPI 51-100		RPI 101-150		RPI 150+								
26-9-0		0-2-0		0-1-0		OVERALL		1-1-0		2-1-0		23-4-0								
22-4-0		0-0-0		0-0-0		HOME		0-0-0		2-1-0		20-3-0								
3-4-0		0-1-0		0-1-0		AWAY		0-1-0		0-0-0		3-1-0								
1-1-0		0-1-0		0-0-0		NEUTRAL		1-0-0		0-0-0		0-0-0								
17-6-0		0-2-0		0-1-0		NON-CONFERENCE		1-1-0		0-0-0		16-2-0								
15-2-0		0-0-0		0-0-0		HOME		0-0-0		0-0-0		15-2-0								
1-3-0		0-1-0		0-0-		AWAY		0-1-0		0-0-0		1-0-0								
1-1-0		0-1-0		0-0-0		NEUTRAL		1-0-0		0-0-0		0-0-0								
9-3-0		0-0-0		0-0-0		CONFERENCE		0-0-0		2-1-0		7-2-0								
7-2-0		0-0-0		0-0-0		HOME		0-0-0		2-1-0		5-1-0								
2-1-0		0-0-0		0-0-0		AWAY		0-0-0		0-0-0		2-1-0								
0-0-0		0-0-0		0-0-0		NEUTRAL		0-0-0		0-0-0		0-0-0								
RPI	S	Opponent		Score		RPI	S	Opponent		Score		RPI	S	Opponent		Score				
16	A	Texas Tech		0	7	35	A	Arizona St.		3	7	76	N	Xavier		6	4			
16	N	Texas Tech		5	10							88	A	Arizona		10	14			
												131	H	Grand Canyon		4	7			
												131	H	Grand Canyon		9	2			
												131	H	Grand Canyon		9	4			
												169	A	New Mexico		11	8			
												169	H	New Mexico		13	5			
												193	H	Yale		13	6			
												193	H	Yale		19	6			
												193	H	Yale		2	4			
												193	H	Yale		14	6			
												215	H	Delaware		15	2			
												215	H	Delaware		11	4			
												215	H	Delaware		11	3			
												215	H	Delaware		17	3			
												221	H	CSU Bakersfield		23	1			
												221	H	CSU Bakersfield		12	9			
												221	H	CSU Bakersfield		4	9			
												227	H	La Salle		16	5			
												227	H	La Salle		6	1			
												227	H	La Salle		8	9			
												227	H	La Salle		7	3			
												245	H	Texas Southern		38	6			
												245	H	Texas Southern		20	2			
												245	H	Texas Southern		16	3			
												245	H	Texas Southern		24	8			
												265	A	Chicago St.		3	7			
												265	A	Chicago St.		9	2			
												265	A	Chicago St.		12	0			
LAST 10 GAMES																				
					76	N	Xavier		6	4	169	A	New Mexico		11	8				
					245	H	Texas Southern		38	6	291	H	Northern Colo.		19	9				
					227	H	La Salle		7	3	291	H	Northern Colo.		5	0				
					215	H	Delaware		15	2	291	H	Northern Colo.		10	9				
					193	H	Yale		2	4	16	N	Texas Tech		5	10				

Non-Div. I Games:

New Mexico St.

New Mexico St.

Average RPI Win: 174		WON-LOST	WINNING	LAST 10	STRENGTH OF	OPP. STRENGTH	TEAM	ADJ	CONF.	ADJ CONF.							
Average RPI Loss: 127		RECORD	PCT. RANK	GAMES	SCHEDULE	OF SCHEDULE	RPI	RPI	RPI	RPI							
DIV. I ONLY		16-20-0	.44444	188	5-5-0	70	220	146	.50177	146	11	11					
DIV. I NON-CONF.		10-11-0	.47619	159	1-1-0	86	271	161	.4958	161	11	11					
<hr/>																	
TOTALS		RPI 1-25		RPI 26-50		W-L RECORDS		RPI 51-100		RPI 101-150		RPI 150+					
16-20-0		0-1-0		0-1-0		OVERALL		3-7-0		2-3-0		11-8-0					
9-9-0		0-1-0		0-0-0		HOME		3-3-0		0-1-0		6-4-0					
6-10-0		0-0-0		0-1-0		AWAY		0-4-0		2-2-0		4-3-0					
1-1-0		0-0-0		0-0-0		NEUTRAL		0-0-0		0-0-0		1-1-0					
10-11-0		0-1-0		0-1-0		NON-CONFERENCE		1-3-0		0-2-0		9-4-0					
6-6-0		0-1-0		0-0-0		HOME		1-2-0		0-1-0		5-2-0					
3-4-0		0-0-0		0-0-		AWAY		0-1-0		0-1-0		3-1-0					
1-1-0		0-0-0		0-0-0		NEUTRAL		0-0-0		0-0-0		1-1-0					
6-9-0		0-0-0		0-0-0		CONFERENCE		2-4-0		2-1-0		2-4-0					
3-3-0		0-0-0		0-0-0		HOME		2-1-0		0-0-0		1-2-0					
3-6-0		0-0-0		0-0-0		AWAY		0-3-0		2-1-0		1-2-0					
0-0-0		0-0-0		0-0-0		NEUTRAL		0-0-0		0-0-0		0-0-0					
RPI	S	Opponent		Score		RPI	S	Opponent		Score		RPI	S	Opponent		Score	
18	H	Miami (FL)		8	10	36	A	Houston		4	5	54	H	Southern Miss.		16	6
												54	H	Southern Miss.		6	4
												54	H	Southern Miss.		7	15
												55	A	Fla. Atlantic		1	7
												55	A	Fla. Atlantic		3	4
												55	A	Fla. Atlantic		0	1
												62	A	Florida St.		6	9
												99	H	Stony Brook		7	13
												99	H	Stony Brook		6	7
												99	H	Stony Brook		13	2
												136	A	FGCU		0	3
												136	H	FGCU		6	11
												138	A	Rice		13	7
												138	A	Rice		5	2
												138	A	Rice		5	8
												172	A	Jacksonville St.		2	1
												172	A	Jacksonville St.		1	3
												172	A	Jacksonville St.		5	2
												181	H	Western Ky.		4	5
												181	H	Western Ky.		2	1
												181	H	Western Ky.		1	15
												184	A	Marshall		4	7
												184	A	Marshall		3	0
												184	A	Marshall		5	16
												188	N	South Dakota St.		3	4
												188	N	South Dakota St.		4	1
												202	H	Seton Hall		10	7
												202	H	Seton Hall		1	0
												202	H	Seton Hall		6	5
												232	H	Stetson		5	8
												264	A	Bethune-Cookman		7	4
												264	H	Bethune-Cookman		9	2
												277	H	Florida A&M		8	6
												277	H	Florida A&M		2	3
LAST 10 GAMES																	
						138	A	Rice		13	7	54	H	Southern Miss.		7	15
						138	A	Rice		5	2	54	H	Southern Miss.		16	6
						172	A	Jacksonville St.		5	2	54	H	Southern Miss.		6	4
						172	A	Jacksonville St.		1	3	138	A	Rice		5	8
						264	A	Bethune-Cookman		7	4	36	A	Houston		4	5

Non-Div. I Games:

FIU

Average RPI Win:		165	WON-LOST	WINNING	LAST 10	STRENGTH OF		OPP. STRENGTH	TEAM	ADJ	CONF.	ADJ CONF.
Average RPI Loss:		80	RECORD	PCT. RANK	GAMES	SCHEDULE		OF SCHEDULE	RPI	RPI	RPI	RPI
DIV. I ONLY		15-21-0		.41667	208	6-4-0		84	88	147	.50153	147
DIV. I NON-CONF.		10-12-0		.45455	171	1-2-0		64	112	127	.51247	127
TOTALS		RPI 1-25		RPI 26-50		W-L RECORDS		RPI 51-100		RPI 101-150		RPI 150+
15-21-0		0-3-0		1-4-0		OVERALL		3-7-0		2-4-0		9-3-0
8-8-0		0-0-0		0-4-0		HOME		2-1-0		2-2-0		4-1-0
4-11-0		0-2-0		1-0-0		AWAY		0-6-0		0-1-0		3-2-0
3-2-0		0-1-0		0-0-0		NEUTRAL		1-0-0		0-1-0		2-0-0
10-12-0		0-3-0		1-1-0		NON-CONFERENCE		1-3-0		2-4-0		6-1-0
6-4-0		0-0-0		0-1-0		HOME		0-0-0		2-2-0		4-1-0
1-6-0		0-2-0		1-0-		AWAY		0-3-0		0-1-0		0-0-0
3-2-0		0-1-0		0-0-0		NEUTRAL		1-0-0		0-1-0		2-0-0
5-9-0		0-0-0		0-3-0		CONFERENCE		2-4-0		0-0-0		3-2-0
2-4-0		0-0-0		0-3-0		HOME		2-1-0		0-0-0		0-0-0
3-5-0		0-0-0		0-0-0		AWAY		0-3-0		0-0-0		3-2-0
0-0-0		0-0-0		0-0-0		NEUTRAL		0-0-0		0-0-0		0-0-0
RPI S	Opponent	Score	RPI S	Opponent	Score	RPI S	Opponent	Score	RPI S	Opponent	Score	
8 N	Tennessee	2 7	31 A	Louisiana Tech	9 4	51 A	Texas St.	1 5	115 A	Northwestern St.	0 15	
10 A	Mississippi St.	8 21	31 H	Louisiana Tech	0 5	51 A	Texas St.	1 13	115 H	Northwestern St.	8 4	
15 A	LSU	7 12	39 H	Coastal Caro.	2 14	51 A	Texas St.	5 6	125 H	McNeese	2 10	
			39 H	Coastal Caro.	3 13	54 A	Southern Miss.	4 5	125 H	McNeese	10 5	
			39 H	Coastal Caro.	7 15	69 H	Ga. Southern	8 5	125 H	McNeese	12 13	
						69 H	Ga. Southern	8 9	127 N	Air Force	0 1	
						69 H	Ga. Southern	4 2	166 A	Appalachian St.	8 10	
						91 A	Southeastern La.	1 7	166 A	Appalachian St.	2 3	
						91 A	Southeastern La.	3 10	181 N	Western Ky.	4 3	
						94 N	North Florida	7 4	192 H	Southern U.	10 6	
									207 N	Army West Point	10 3	
									223 A	Georgia St.	16 8	
									223 A	Georgia St.	10 3	
									223 A	Georgia St.	9 3	
									224 H	SIUE	12 3	
									224 H	SIUE	4 12	
									224 H	SIUE	4 1	
									273 H	Jackson St.	10 1	
LAST 10 GAMES												
			224 H	SIUE	4 12		223 A	Georgia St.	9 3			
			31 H	Louisiana Tech	0 5		223 A	Georgia St.	10 3			
			166 A	Appalachian St.	8 10		223 A	Georgia St.	16 8			
			166 A	Appalachian St.	2 3		10 A	Mississippi St.	8 21			
			115 H	Northwestern St.	8 4		69 H	Ga. Southern	8 5			

Non-Div. I Games:

La.-Monroe



Average RPI Win: 206		WON-LOST	WINNING	LAST 10	STRENGTH OF		OPP. STRENGTH	TEAM	ADJ	CONF.	ADJ CONF.
Average RPI Loss: 123		RECORD	PCT. RANK	GAMES	SCHEDULE		OF SCHEDULE	RPI	RPI	RPI	RPI
DIV. I ONLY		20-16-1	.55405	119	6-4-0		206	156	148	.50013	148
DIV. I NON-CONF.		12-12-1	.5	145	2-2-0		183	169	157	.49736	157
TOTALS		RPI 1-25	RPI 26-50		W-L RECORDS		RPI 51-100		RPI 101-150		RPI 150+
20-16-1		0-6-0	0-0-0		OVERALL		0-0-0		5-2-0		15-8-1
10-6-0		0-0-0	0-0-0		HOME		0-0-0		5-2-0		5-4-0
9-10-1		0-6-0	0-0-0		AWAY		0-0-0		0-0-0		9-4-1
1-0-0		0-0-0	0-0-0		NEUTRAL		0-0-0		0-0-0		1-0-0
12-12-1		0-6-0	0-0-0		NON-CONFERENCE		0-0-0		3-1-0		9-5-1
7-3-0		0-0-0	0-0-0		HOME		0-0-0		3-1-0		4-2-0
4-9-1		0-6-0	0-0-		AWAY		0-0-0		0-0-0		4-3-1
1-0-0		0-0-0	0-0-0		NEUTRAL		0-0-0		0-0-0		1-0-0
8-4-0		0-0-0	0-0-0		CONFERENCE		0-0-0		2-1-0		6-3-0
3-3-0		0-0-0	0-0-0		HOME		0-0-0		2-1-0		1-2-0
5-1-0		0-0-0	0-0-0		AWAY		0-0-0		0-0-0		5-1-0
0-0-0		0-0-0	0-0-0		NEUTRAL		0-0-0		0-0-0		0-0-0
RPI S	Opponent	Score		RPI S	Opponent	Score		RPI S	Opponent	Score	
3 A	Vanderbilt	1	5					133 H	Massachusetts	2	9
3 A	Vanderbilt	3	11					133 H	Massachusetts	11	2
3 A	Vanderbilt	0	2					133 H	Massachusetts	6	0
6 A	Georgia	7	10					140 H	Canisius	1	2
6 A	Georgia	1	5					140 H	Canisius	17	13
6 A	Georgia	1	13					140 H	Canisius	6	2
								143 H	Kent St.	12	5
								154 A	Ball St.	6	11
								154 H	Ball St.	5	4
								160 A	Ohio St.	2	4
								175 A	Eastern Ky.	17	5
								175 H	Richmond	8	7
								175 H	Richmond	3	11
								175 H	Richmond	5	17
								201 A	Saint Louis	3	4
								201 A	Saint Louis	4	2
								201 A	Saint Louis	3	2
								202 N	Seton Hall	2	1
								218 A	Toledo	12	9
								241 H	Butler	6	1
								246 A	Ohio	12	5
								246 H	Ohio	15	5
								246 H	Ohio	2	4
								268 A	St. Bonaventure	8	0
								268 A	St. Bonaventure	9	0
								268 A	St. Bonaventure	8	7
								272 A	Bowling Green	8	12
LAST 10 GAMES											
				175 H	Richmond	3	11	280 A	Eastern Mich.	4	1
				133 H	Massachusetts	11	2	175 H	Richmond	8	7
				154 A	Ball St.	6	11	175 H	Richmond	5	17
				140 H	Canisius	1	2	160 A	Ohio St.	2	4
				290 A	Fairleigh Dickinson	3	3	218 A	Toledo	12	9

Non-Div. I Games:

Dayton

RPI	S	Opponent	Score	
280	A	Eastern Mich.	4	1
280	H	Eastern Mich.	2	10
290	A	Fairleigh Dickinson	3	3
297	H	Purdue Fort Wayne	9	3

Dayton

D  
a  
y  
t  
o  
n

D  
a  
y  
t  
o  
n

Average RPI Win: 221		WON-LOST	WINNING	LAST 10	STRENGTH OF		OPP. STRENGTH	TEAM	ADJ	CONF.	ADJ CONF.
Average RPI Loss: 132		RECORD	PCT. RANK	GAMES	SCHEDULE		OF SCHEDULE	RPI	RPI	RPI	RPI
DIV. I ONLY		17-13-0	.56667	114	7-3-0		248	194	149	.49978	149
DIV. I NON-CONF.		9-7-0	.5625	121	1-1-0		165	184	83	.53658	82
TOTALS		RPI 1-25	RPI 26-50		W-L RECORDS		RPI 51-100		RPI 101-150		RPI 150+
17-13-0		0-0-0	1-3-0		OVERALL		2-5-0		0-0-0		14-5-0
2-3-0		0-0-0	0-0-0		HOME		0-1-0		0-0-0		2-2-0
11-10-0		0-0-0	1-3-0		AWAY		2-4-0		0-0-0		8-3-0
4-0-0		0-0-0	0-0-0		NEUTRAL		0-0-0		0-0-0		4-0-0
9-7-0		0-0-0	1-3-0		NON-CONFERENCE		1-3-0		0-0-0		7-1-0
0-1-0		0-0-0	0-0-0		HOME		0-1-0		0-0-0		0-0-0
6-6-0		0-0-0	1-0-		AWAY		1-2-0		0-0-0		4-1-0
3-0-0		0-0-0	0-0-0		NEUTRAL		0-0-0		0-0-0		3-0-0
8-6-0		0-0-0	0-0-0		CONFERENCE		1-2-0		0-0-0		7-4-0
2-2-0		0-0-0	0-0-0		HOME		0-0-0		0-0-0		2-2-0
5-4-0		0-0-0	0-0-0		AWAY		1-2-0		0-0-0		4-2-0
1-0-0		0-0-0	0-0-0		NEUTRAL		0-0-0		0-0-0		1-0-0
RPI S	Opponent	Score	RPI S	Opponent	Score	RPI S	Opponent	Score	RPI S	Opponent	Score
			41 A	BYU	8 11	87 A	Wright St.	11 10	167 A	Purdue	6 1
			41 A	BYU	6 14	87 A	Wright St.	2 3	184 N	Marshall	5 3
			41 A	BYU	3 5	87 A	Wright St.	0 3	189 H	UIC	6 21
			47 A	Illinois St.	6 3	88 A	Arizona	11 12	189 H	UIC	4 10
						88 A	Arizona	10 4	220 N	Pittsburgh	9 8
						88 A	Arizona	6 14	251 A	Oakland	5 12
						93 H	Northwestern	1 6	251 A	Oakland	15 1
									251 A	Oakland	1 3
									259 H	Youngstown St.	22 2
									259 H	Youngstown St.	8 5
									259 N	Youngstown St.	18 6
									271 A	Northern Ill.	4 2
									273 A	Jackson St.	2 0
									273 A	Jackson St.	3 1
									273 A	Jackson St.	5 7
									278 A	Northern Ky.	5 3
									278 A	Northern Ky.	6 2
									278 A	Northern Ky.	15 12
									288 N	Villanova	7 4
LAST 10 GAMES											
			259 H	Youngstown St.	8 5	273 A	Jackson St.	3 1			
			259 H	Youngstown St.	22 2	259 N	Youngstown St.	18 6			
			251 A	Oakland	5 12	93 H	Northwestern	1 6			
			251 A	Oakland	15 1	251 A	Oakland	1 3			
			41 A	BYU	6 14	271 A	Northern Ill.	4 2			
Non-Div. I Games:	Lakeland	16	2	St. Norbert	5	4	MSOE	12	5	Milwaukee	

Average RPI Win: 215		WON-LOST	WINNING	LAST 10	STRENGTH OF		OPP. STRENGTH	TEAM	ADJ	CONF.	ADJ CONF.
Average RPI Loss: 176		RECORD	PCT. RANK	GAMES	SCHEDULE		OF SCHEDULE	RPI	RPI	RPI	RPI
DIV. I ONLY		19-11-0	.63333	64	6-4-0		240	245	150	.49973	150
DIV. I NON-CONF.		11-7-0	.61111	95	1-2-0		230	262	113	.51757	113
TOTALS		RPI 1-25	RPI 26-50		W-L RECORDS		RPI 51-100		RPI 101-150		RPI 150+
19-11-0	0-0-0	0-0-0		OVERALL		2-3-0		1-2-0		16-6-0	
8-5-0	0-0-0	0-0-0		HOME		0-0-0		1-2-0		7-3-0	
10-6-0	0-0-0	0-0-0		AWAY		2-3-0		0-0-0		8-3-0	
1-0-0	0-0-0	0-0-0		NEUTRAL		0-0-0		0-0-0		1-0-0	
11-7-0	0-0-0	0-0-0		NON-CONFERENCE		2-3-0		0-0-0		9-4-0	
3-1-0	0-0-0	0-0-0		HOME		0-0-0		0-0-0		3-1-0	
7-6-0	0-0-0	0-0-0		AWAY		2-3-0		0-0-0		5-3-0	
1-0-0	0-0-0	0-0-0		NEUTRAL		0-0-0		0-0-0		1-0-0	
8-4-0	0-0-0	0-0-0		CONFERENCE		0-0-0		1-2-0		7-2-0	
5-4-0	0-0-0	0-0-0		HOME		0-0-0		1-2-0		4-2-0	
3-0-0	0-0-0	0-0-0		AWAY		0-0-0		0-0-0		3-0-0	
0-0-0	0-0-0	0-0-0		NEUTRAL		0-0-0		0-0-0		0-0-0	
RPI S	Opponent	Score	RPI S	Opponent	Score	RPI S	Opponent	Score	RPI S	Opponent	Score
						72 A	Duke	7 6	126 H	Harvard	16 12
						72 A	Duke	3 1	126 H	Harvard	6 8
						95 A	UNC Greensboro	3 5	126 H	Harvard	9 12
						95 A	UNC Greensboro	7 10	165 A	Winthrop	13 4
						95 A	UNC Greensboro	5 6	165 A	Winthrop	1 4
									165 A	Winthrop	13 5
									197 N	Lafayette	19 3
									214 H	Brown	17 4
									214 H	Brown	7 14
									214 H	Brown	8 7
									227 A	La Salle	6 7
									236 A	Dartmouth	21 15
									236 A	Dartmouth	15 3
									236 A	Dartmouth	13 1
									239 H	Saint Joseph's	20 7
									248 H	Princeton	1 0
									248 H	Princeton	15 9
									248 H	Princeton	2 7
									256 A	Lehigh	13 2
									262 H	Monmouth	5 8
									288 A	Villanova	4 5
									290 A	Fairleigh Dickinson	16 2
									290 A	Fairleigh Dickinson	8 5
									290 H	Fairleigh Dickinson	8 4
									290 H	Fairleigh Dickinson	18 5
LAST 10 GAMES											
						248 H	Princeton	15 9	165 A	Winthrop	1 4
						236 A	Dartmouth	21 15	165 A	Winthrop	13 4
						236 A	Dartmouth	15 3	95 A	UNC Greensboro	3 5
						236 A	Dartmouth	13 1	126 H	Harvard	16 12
						239 H	Saint Joseph's	20 7	290 A	Fairleigh Dickinson	16 2

Non-Div. I Games:

Penn

**Non-Div. I Games:**

Tie, Loss, Non-Conf, S Site, H Home, A Away, N Neutral Page 165

Average RPI Win: 168		WON-LOST	WINNING	LAST 10	STRENGTH OF	OPP. STRENGTH	TEAM	ADJ	CONF.	ADJ CONF.		
Average RPI Loss: 99		RECORD	PCT. RANK	GAMES	SCHEDULE	OF SCHEDULE	RPI	RPI	RPI	RPI		
DIV. I ONLY		16-22-0	.42105	207	4-6-0	67	151	152	.4986	152	11	11
DIV. I NON-CONF.		13-10-0	.56522	118	2-1-0	85	160	96	.52586	96	11	11
TOTALS		RPI 1-25	RPI 26-50		W-L RECORDS	RPI 51-100		RPI 101-150		RPI 150+		
16-22-0	0-2-0	0-8-0		OVERALL		1-2-0		5-2-0		10-8-0		
12-9-0	0-1-0	0-1-0		HOME		1-2-0		3-2-0		8-3-0		
4-13-0	0-1-0	0-7-0		AWAY		0-0-0		2-0-0		2-5-0		
0-0-0	0-0-0	0-0-0		NEUTRAL		0-0-0		0-0-0		0-0-0		
13-10-0	0-2-0	0-5-0		NON-CONFERENCE		0-0-0		4-0-0		9-3-0		
10-5-0	0-1-0	0-1-0		HOME		0-0-0		2-0-0		8-3-0		
3-5-0	0-1-0	0-0-		AWAY		0-0-0		2-0-0		1-0-0		
0-0-0	0-0-0	0-0-0		NEUTRAL		0-0-0		0-0-0		0-0-0		
3-12-0	0-0-0	0-3-0		CONFERENCE		1-2-0		1-2-0		1-5-0		
2-4-0	0-0-0	0-0-0		HOME		1-2-0		1-2-0		0-0-0		
1-8-0	0-0-0	0-3-0		AWAY		0-0-0		0-0-0		1-5-0		
0-0-0	0-0-0	0-0-0		NEUTRAL		0-0-0		0-0-0		0-0-0		
RPI S	Opponent	Score		RPI S	Opponent	Score		RPI S	Opponent	Score		
10 A	Mississippi St.	2	3	26 A	Ole Miss	1	2	55 H	Fla. Atlantic	6	9	
17 H	Auburn	5	13	26 A	Ole Miss	4	13	55 H	Fla. Atlantic	6	5	
				26 A	Ole Miss	9	15	55 H	Fla. Atlantic	2	6	
				31 A	Louisiana Tech	2	3					
				31 A	Louisiana Tech	2	5					
				31 A	Louisiana Tech	6	7					
				44 A	Alabama	3	4					
				44 H	Alabama	2	3					
				LAST 10 GAMES								
				186 A	Middle Tenn.	10	8	44 H	Alabama	2	3	
				186 A	Middle Tenn.	3	7	186 A	Middle Tenn.	2	9	
				155 H	Radford	11	8	106 A	Troy	7	6	
				224 H	SIUE	5	3	122 H	Old Dominion	5	9	
				224 H	SIUE	13	5	122 H	Old Dominion	7	14	
								224 H	SIUE	5	3	
								224 H	SIUE	8	3	
								257 A	Alabama St.	10	6	
								298 H	Alabama A&M	8	16	

Non-Div. I Games:

UAB

Average RPI Win: 177		WON-LOST	WINNING	LAST 10	STRENGTH OF		OPP. STRENGTH	TEAM	ADJ	CONF.	ADJ CONF.
Average RPI Loss: 170		RECORD	PCT. RANK	GAMES	SCHEDULE		OF SCHEDULE	RPI	RPI	RPI	RPI
DIV. I ONLY		16-16-0	.5	146	5-5-0		176	198	153	.49825	153
DIV. I NON-CONF.		9-8-0	.52941	136	2-1-0		96	165	82	.53685	81
TOTALS		RPI 1-25	RPI 26-50		W-L RECORDS		RPI 51-100		RPI 101-150		RPI 150+
16-16-0	0-1-0	1-0-0		OVERALL		1-2-0		2-3-0		12-10-0	
6-6-0	0-0-0	0-0-0		HOME		1-2-0		0-1-0		5-3-0	
10-10-0	0-1-0	1-0-0		AWAY		0-0-0		2-2-0		7-7-0	
0-0-0	0-0-0	0-0-0		NEUTRAL		0-0-0		0-0-0		0-0-0	
9-8-0	0-1-0	1-0-0		NON-CONFERENCE		0-0-0		1-1-0		7-6-0	
4-2-0	0-0-0	0-0-0		HOME		0-0-0		0-1-0		4-1-0	
5-6-0	0-1-0	1-0-		AWAY		0-0-0		1-0-0		3-5-0	
0-0-0	0-0-0	0-0-0		NEUTRAL		0-0-0		0-0-0		0-0-0	
7-8-0	0-0-0	0-0-0		CONFERENCE		1-2-0		1-2-0		5-4-0	
2-4-0	0-0-0	0-0-0		HOME		1-2-0		0-0-0		1-2-0	
5-4-0	0-0-0	0-0-0		AWAY		0-0-0		1-2-0		4-2-0	
0-0-0	0-0-0	0-0-0		NEUTRAL		0-0-0		0-0-0		0-0-0	
RPI S	Opponent	Score		RPI S	Opponent	Score		RPI S	Opponent	Score	
20 A	North Carolina	8	18	48 A	South Carolina	10	2	59 H	Campbell	9	8
								59 H	Campbell	3	11
								59 H	Campbell	5	10
								113 A	Western Caro.	5	4
								113 H	Western Caro.	3	4
								132 A	Presbyterian	6	11
								132 A	Presbyterian	5	4
								132 A	Presbyterian	5	6
								161 H	Navy	3	2
								161 H	Navy	5	3
								161 H	Navy	1	0
								166 A	Appalachian St.	12	3
								166 A	Appalachian St.	3	24
								179 H	Davidson	10	1
								180 A	Furman	2	7
								180 A	Furman	5	3
								180 H	Furman	3	18
								183 A	Wofford	2	6
								183 A	Wofford	5	7
								183 A	Wofford	5	14
								198 A	Charlotte	11	4
								238 A	USC Upstate	7	6
								238 A	USC Upstate	19	11
								238 A	USC Upstate	9	7
								269 A	Charleston So.	8	3
								269 A	Charleston So.	6	8
								269 A	Charleston So.	3	10
								292 H	Longwood	7	9
								292 H	Longwood	2	3
								292 H	Longwood	9	5
LAST 10 GAMES				166 A	Appalachian St.	3	24	269 A	Charleston So.	3	10
				166 A	Appalachian St.	12	3	269 A	Charleston So.	8	3
				180 A	Furman	5	3	269 A	Charleston So.	6	8
				180 A	Furman	2	7	113 H	Western Caro.	3	4
				198 A	Charlotte	11	4	59 H	Campbell	3	11

Non-Div. I Games: Limestone 11 9

Gardner-Webb

Average RPI Win: 216		WON-LOST	WINNING	LAST 10	STRENGTH OF		OPP. STRENGTH	TEAM	ADJ	CONF.	ADJ CONF.
Average RPI Loss: 124		RECORD	PCT. RANK	GAMES	SCHEDULE		OF SCHEDULE	RPI	RPI	RPI	RPI
DIV. I ONLY		21-13-0	.61765	77	6-4-0		244	223	154	.49686	154
DIV. I NON-CONF.		14-10-0	.58333	107	2-1-0		240	178	151	.50105	151
TOTALS		RPI 1-25	RPI 26-50		W-L RECORDS		RPI 51-100		RPI 101-150		RPI 150+
21-13-0	0-2-0	1-2-0		OVERALL		0-1-0		5-5-0		15-3-0	
12-1-0	0-0-0	0-0-0		HOME		0-0-0		2-0-0		10-1-0	
2-9-0	0-1-0	1-2-0		AWAY		0-1-0		1-4-0		0-1-0	
7-3-0	0-1-0	0-0-0		NEUTRAL		0-0-0		2-1-0		5-1-0	
14-10-0	0-2-0	1-2-0		NON-CONFERENCE		0-1-0		3-3-0		10-2-0	
6-0-0	0-0-0	0-0-0		HOME		0-0-0		1-0-0		5-0-0	
1-7-0	0-1-0	1-0-		AWAY		0-1-0		0-2-0		0-1-0	
7-3-0	0-1-0	0-0-0		NEUTRAL		0-0-0		2-1-0		5-1-0	
7-3-0	0-0-0	0-0-0		CONFERENCE		0-0-0		2-2-0		5-1-0	
6-1-0	0-0-0	0-0-0		HOME		0-0-0		1-0-0		5-1-0	
1-2-0	0-0-0	0-0-0		AWAY		0-0-0		1-2-0		0-0-0	
0-0-0	0-0-0	0-0-0		NEUTRAL		0-0-0		0-0-0		0-0-0	
RPI S	Opponent	Score	RPI S	Opponent	Score	RPI S	Opponent	Score	RPI S	Opponent	Score
12 N	Stanford	1 2	44 A	Alabama	1 7	70 A	UCF	8 9	108 N	Kansas	1 6
21 A	Indiana	3 14	44 A	Alabama	0 6				121 N	Notre Dame	6 2
			44 A	Alabama	8 5				121 N	Notre Dame	2 0
									131 A	Grand Canyon	2 12
									135 A	Central Mich.	0 5
									135 A	Central Mich.	4 5
									135 A	Central Mich.	10 0
									143 H	Kent St.	9 8
									148 A	Dayton	4 5
									148 H	Dayton	11 6
									167 H	Purdue	6 0
									221 N	CSU Bakersfield	10 6
									221 N	CSU Bakersfield	6 7
									229 H	Valparaiso	14 8
									239 N	Saint Joseph's	7 5
									241 H	Butler	12 5
									247 H	Western Mich.	20 15
									247 H	Western Mich.	8 5
									247 H	Western Mich.	10 3
									269 A	Charleston So.	4 12
									269 N	Charleston So.	3 1
									275 N	Georgetown	6 4
									280 H	Eastern Mich.	5 7
									280 H	Eastern Mich.	11 5
									280 H	Eastern Mich.	3 2
									296 N	Mt. St. Mary's	12 9
									297 H	Purdue Fort Wayne	11 6
			LAST 10 GAMES								
			280 H	Eastern Mich.	5 7	241 H	Butler	12 5			
			280 H	Eastern Mich.	11 5	135 A	Central Mich.	10 0			
			148 H	Dayton	11 6	135 A	Central Mich.	0 5			
			21 A	Indiana	3 14	135 A	Central Mich.	4 5			
			280 H	Eastern Mich.	3 2	143 H	Kent St.	9 8			

Non-Div. I Games: Manchester 12 4 Ind.-Kokomo 12 5

Ball St.



RPI	S	Opponent	Score	
297	H	Purdue Fort Wayne	12	11

Ball St.

B  
a  
l  
l  
S  
t  
.

B  
a  
l  
l  
S  
t  
.

Radford

Radford

RPI	S	Opponent	Score	
284	N	Bucknell	17	4

Radford

R  
a  
d  
f  
o  
r  
d

R  
a  
d  
f  
o  
r  
d



Average RPI Win: 148		WON-LOST	WINNING	LAST 10	STRENGTH OF		OPP. STRENGTH	TEAM	ADJ	CONF.	ADJ CONF.
Average RPI Loss: 130		RECORD	PCT. RANK	GAMES	SCHEDULE		OF SCHEDULE	RPI	RPI	RPI	RPI
DIV. I ONLY		18-19-0	.48649	156	4-6-0		159	132	157	.49356	157
DIV. I NON-CONF.		13-6-0	.68421	53	2-2-0		243	154	140	.50396	140
TOTALS		RPI 1-25	RPI 26-50		W-L RECORDS		RPI 51-100		RPI 101-150		RPI 150+
18-19-0	0-0-0	1-2-0		OVERALL		5-5-0		3-5-0		9-7-0	
12-8-0	0-0-0	1-2-0		HOME		3-2-0		1-0-0		7-4-0	
6-11-0	0-0-0	0-0-0		AWAY		2-3-0		2-5-0		2-3-0	
0-0-0	0-0-0	0-0-0		NEUTRAL		0-0-0		0-0-0		0-0-0	
13-6-0	0-0-0	0-0-0		NON-CONFERENCE		4-0-0		1-1-0		8-5-0	
10-4-0	0-0-0	0-0-0		HOME		2-0-0		1-0-0		7-4-0	
3-2-0	0-0-0	0-0-		AWAY		2-0-0		0-1-0		1-1-0	
0-0-0	0-0-0	0-0-0		NEUTRAL		0-0-0		0-0-0		0-0-0	
5-13-0	0-0-0	1-2-0		CONFERENCE		1-5-0		2-4-0		1-2-0	
2-4-0	0-0-0	1-2-0		HOME		1-2-0		0-0-0		0-0-0	
3-9-0	0-0-0	0-0-0		AWAY		0-3-0		2-4-0		1-2-0	
0-0-0	0-0-0	0-0-0		NEUTRAL		0-0-0		0-0-0		0-0-0	
RPI S	Opponent	Score		RPI S	Opponent	Score		RPI S	Opponent	Score	
50	H Sam Houston St.	2	6	54	A Southern Miss.	2	1	103	A South Alabama	7	22
50	H Sam Houston St.	2	8	79	H Tulane	8	7	103	H South Alabama	7	5
50	H Sam Houston St.	6	4	79	H Tulane	15	10	115	A Northwestern St.	3	4
				81	A Incarnate Word	2	3	115	A Northwestern St.	1	8
				81	A Incarnate Word	7	15	115	A Northwestern St.	5	2
				81	A Incarnate Word	2	5	125	A McNeese	1	2
				91	H Southeastern La.	1	7	125	A McNeese	4	16
				91	H Southeastern La.	6	7	125	A McNeese	2	0
				91	H Southeastern La.	7	4	163	A Nicholls St.	3	2
				97	A Louisiana	10	3	163	A Nicholls St.	2	3
								163	A Nicholls St.	1	9
								168	H Rutgers	7	2
								187	H Michigan St.	6	4
								187	H Michigan St.	4	8
								187	H Michigan St.	4	1
								192	A Southern U.	4	5
								192	H Southern U.	9	6
								193	H Yale	1	4
								193	H Yale	8	7
								193	H Yale	6	8
								241	H Butler	2	1
								265	H Chicago St.	16	8
								273	A Jackson St.	21	2
								273	H Jackson St.	4	12
LAST 10 GAMES				125	A McNeese	1	2				
91	H Southeastern La.	7	4	125	A McNeese	4	16				
91	H Southeastern La.	6	7	125	A McNeese	2	0				
193	H Yale	6	8	192	A Southern U.	4	5				
193	H Yale	8	7	91	H Southeastern La.	1	7				
79	H Tulane	15	10								

Non-Div. I Games:

New Orleans

Average RPI Win:	223	WON-LOST RECORD	WINNING PCT. RANK	LAST 10 GAMES	STRENGTH OF SCHEDULE	OPP. STRENGTH OF SCHEDULE	TEAM RPI	ADJ RPI	CONF. RPI	ADJ CONF. RPI		
DIV. I ONLY		15-18-0	.45455	182	5-5-0	119	228	158	.49338	158	21	21
DIV. I NON-CONF.		7-11-0	.38889	200	0-2-0	36	199	117	.51535	117	21	21
<hr/>												
TOTALS	RPI 1-25	RPI 26-50		W-L RECORDS		RPI 51-100		RPI 101-150		RPI 150+		
15-18-0	0-0-0	0-1-0		OVERALL		0-9-0		3-4-0		12-4-0		
7-9-0	0-0-0	0-0-0		HOME		0-7-0		0-1-0		7-1-0		
8-9-0	0-0-0	0-1-0		AWAY		0-2-0		3-3-0		5-3-0		
0-0-0	0-0-0	0-0-0		NEUTRAL		0-0-0		0-0-0		0-0-0		
7-11-0	0-0-0	0-1-0		NON-CONFERENCE		0-6-0		3-4-0		4-0-0		
2-5-0	0-0-0	0-0-0		HOME		0-4-0		0-1-0		2-0-0		
5-6-0	0-0-0	0-0-		AWAY		0-2-0		3-3-0		2-0-0		
0-0-0	0-0-0	0-0-0		NEUTRAL		0-0-0		0-0-0		0-0-0		
8-7-0	0-0-0	0-0-0		CONFERENCE		0-3-0		0-0-0		8-4-0		
5-4-0	0-0-0	0-0-0		HOME		0-3-0		0-0-0		5-1-0		
3-3-0	0-0-0	0-0-0		AWAY		0-0-0		0-0-0		3-3-0		
0-0-0	0-0-0	0-0-0		NEUTRAL		0-0-0		0-0-0		0-0-0		
RPI	S	Opponent	Score	RPI	S	Opponent	Score	RPI	S	Opponent	Score	
				45	A	Virginia Tech	1 16	59	H	Campbell	6 8	
								59	H	Campbell	8 13	
								59	H	Campbell	2 8	
								84	A	Wake Forest	9 14	
								89	H	William & Mary	2 6	
								89	H	William & Mary	3 4	
								89	H	William & Mary	6 8	
								95	A	UNC Greensboro	3 11	
								95	H	UNC Greensboro	2 6	

Non-Div. I Games:

High Point

Average RPI Win:	188	WON-LOST	WINNING	LAST 10	STRENGTH OF	OPP. STRENGTH	TEAM	ADJ	CONF.	ADJ CONF.					
Average RPI Loss:	127	RECORD	PCT. RANK	GAMES	SCHEDULE	OF SCHEDULE	RPI	RPI	RPI	RPI					
DIV. I ONLY		17-16-0	.51515	139	3-7-0	187	168	159	.49309	159	6	6			
DIV. I NON-CONF.		16-11-0	.59259	104	2-2-0	179	219	109	.51862	109	6	6			
<hr/>															
TOTALS	RPI 1-25	RPI 26-50		W-L RECORDS		RPI 51-100		RPI 101-150		RPI 150+					
17-16-0	0-0-0	0-3-0		OVERALL		1-3-0		6-5-0		10-5-0					
12-4-0	0-0-0	0-0-0		HOME		0-0-0		4-3-0		8-1-0					
5-12-0	0-0-0	0-3-0		AWAY		1-3-0		2-2-0		2-4-0					
0-0-0	0-0-0	0-0-0		NEUTRAL		0-0-0		0-0-0		0-0-0					
16-11-0	0-0-0	0-3-0		NON-CONFERENCE		1-0-0		5-3-0		10-5-0					
11-2-0	0-0-0	0-0-0		HOME		0-0-0		3-1-0		8-1-0					
5-9-0	0-0-0	0-0-		AWAY		1-0-0		2-2-0		2-4-0					
0-0-0	0-0-0	0-0-0		NEUTRAL		0-0-0		0-0-0		0-0-0					
1-5-0	0-0-0	0-0-0		CONFERENCE		0-3-0		1-2-0		0-0-0					
1-2-0	0-0-0	0-0-0		HOME		0-0-0		1-2-0		0-0-0					
0-3-0	0-0-0	0-0-0		AWAY		0-3-0		0-0-0		0-0-0					
0-0-0	0-0-0	0-0-0		NEUTRAL		0-0-0		0-0-0		0-0-0					
RPI	S	Opponent	Score	RPI	S	Opponent	Score	RPI	S	Opponent	Score				
				32	A	Illinois	4 5	85	A	Bradley	0 8	101	A	Memphis	2 1
				32	A	Illinois	4 5	85	A	Bradley	1 7	101	A	Memphis	2 7
				32	A	Illinois	5 14	85	A	Bradley	4 14	114	H	Missouri St.	4 2
								92	A	Arkansas St.	4 3	114	H	Missouri St.	5 10
												114	H	Missouri St.	4 13
												118	H	Morehead St.	9 8
												118	H	Morehead St.	5 4
												118	H	Morehead St.	0 7
												128	A	Eastern Ill.	9 8
												130	A	Austin Peay	9 12
												130	H	Austin Peay	3 2
												163	A	Nicholls St.	3 7
												163	A	Nicholls St.	6 5
												163	A	Nicholls St.	2 3
												213	A	Belmont	13 9
												213	H	Belmont	10 4
												224	H	SIUE	7 6
												241	A	Butler	4 5
												255	H	Western Ill.	16 1
												255	H	Western Ill.	8 1
												255	H	Western Ill.	6 1
												267	A	Southeast Mo. St.	9 11
												267	H	Southeast Mo. St.	4 1
												271	H	Northern Ill.	2 17
												271	H	Northern Ill.	8 6
												271	H	Northern Ill.	3 1
<hr/>															
				LAST 10 GAMES											
				85	A	Bradley	1 7	130	A	Austin Peay	9 12	267	H	Southeast Mo. St.	4 1
				85	A	Bradley	4 14	85	A	Bradley	0 8	271	H	Northern Ill.	2 17
				114	H	Missouri St.	4 2	128	A	Eastern Ill.	9 8	271	H	Northern Ill.	8 6
				32	A	Illinois	4 5	114	H	Missouri St.	4 13	271	H	Northern Ill.	3 1
				255	H	Western Ill.	6 1	114	H	Missouri St.	5 10				

Non-Div. I Games:

Southern Ill.

# O h i o s t .

Ohio St.



RPI	S	Opponent	Score	
264	A	Bethune-Cookman	3	4
264	A	Bethune-Cookman	3	8
278	H	Northern Ky.	10	8

Ohio St.

O  
h  
i  
o  
s  
t  
.

O  
h  
i  
o  
s  
t  
.

Average RPI Win: 239		WON-LOST RECORD	WINNING PCT. RANK	LAST 10 GAMES	STRENGTH OF SCHEDULE	OPP. STRENGTH OF SCHEDULE	TEAM RPI	ADJ RPI	CONF. RPI	ADJ CONF. RPI	
Average RPI Loss: 178											
DIV. I ONLY		29-12-0	.70732 24	7-3-0	284	259	161	.49267 161	26	26	
DIV. I NON-CONF.		15-8-0	.65217 68	2-1-0	282	272	184	.47846 184	26	26	
<hr/>											
TOTALS		RPI 1-25	RPI 26-50		W-L RECORDS		RPI 51-100		RPI 101-150		RPI 150+
29-12-0		0-0-0	0-0-0		OVERALL		0-0-0		2-3-0		27-9-0
16-3-0		0-0-0	0-0-0		HOME		0-0-0		1-1-0		15-2-0
12-7-0		0-0-0	0-0-0		AWAY		0-0-0		0-0-0		12-7-0
1-2-0		0-0-0	0-0-0		NEUTRAL		0-0-0		1-2-0		0-0-0
15-8-0		0-0-0	0-0-0		NON-CONFERENCE		0-0-0		2-3-0		13-5-0
10-2-0		0-0-0	0-0-0		HOME		0-0-0		1-1-0		9-1-0
4-4-0		0-0-0	0-0-		AWAY		0-0-0		0-0-0		4-4-0
1-2-0		0-0-0	0-0-0		NEUTRAL		0-0-0		1-2-0		0-0-0
14-4-0		0-0-0	0-0-0		CONFERENCE		0-0-0		0-0-0		14-4-0
6-1-0		0-0-0	0-0-0		HOME		0-0-0		0-0-0		6-1-0
8-3-0		0-0-0	0-0-0		AWAY		0-0-0		0-0-0		8-3-0
0-0-0		0-0-0	0-0-0		NEUTRAL		0-0-0		0-0-0		0-0-0
RPI	S	Opponent	Score	RPI	S	Opponent	Score	RPI	S	Opponent	Score
								127	N	Air Force	4 6
								127	N	Air Force	2 1
								127	N	Air Force	2 7
								133	H	Massachusetts	0 3
								133	H	Massachusetts	12 4
								153	A	Gardner-Webb	0 1
								153	A	Gardner-Webb	2 3
								153	A	Gardner-Webb	3 5
								197	A	Lafayette	24 13
								197	A	Lafayette	10 1
								197	A	Lafayette	11 9
								199	A	Holy Cross	6 1
								199	A	Holy Cross	0 4
								199	H	Holy Cross	4 3
								199	H	Holy Cross	1 4
								199	H	Holy Cross	3 1
								207	A	Army West Point	5 2
								207	A	Army West Point	2 5
								210	H	Cornell	5 1
								210	H	Cornell	2 1
								210	H	Cornell	2 3
								219	A	UMBC	3 9
								219	H	UMBC	13 4
								233	H	Central Conn. St.	5 2
								240	H	Coppin St.	5 4
								240	H	Coppin St.	5 3
								256	A	Lehigh	4 16
LAST 10 GAMES											
				133	H	Massachusetts	12 4	284	H	Bucknell	11 10
				127	N	Air Force	2 7	210	H	Cornell	2 3
				127	N	Air Force	4 6	197	A	Lafayette	24 13
				199	A	Holy Cross	0 4	207	A	Army West Point	2 5
				199	H	Holy Cross	4 3	284	H	Bucknell	15 2

Non-Div. I Games:

Navy

RPI	S	Opponent	Score	
256	A	Lehigh	4	1
256	A	Lehigh	3	0
275	A	Georgetown	12	3
275	H	Georgetown	17	3
276	H	Delaware St.	11	3
284	A	Bucknell	3	1
284	H	Bucknell	9	4
284	H	Bucknell	15	2
284	H	Bucknell	6	3
284	H	Bucknell	11	10
288	A	Villanova	14	3
288	A	Villanova	5	1
296	A	Mt. St. Mary's	8	4
296	H	Mt. St. Mary's	11	7

N  
a  
v  
y

N  
a  
v  
y

Navy

Average RPI Win:		190	WON-LOST RECORD		WINNING PCT. RANK		LAST 10 GAMES		STRENGTH OF SCHEDULE		OPP. STRENGTH OF SCHEDULE		TEAM RPI		ADJ RPI		CONF. RPI		ADJ CONF. RPI				
Average RPI Loss:		124																					
DIV. I ONLY			14-15-0		.48276	165	7-3-0		224		140		162		.49191	162	19		20				
DIV. I NON-CONF.			5-12-0		.29412	238	1-2-0		93		73		158		.49663	158	14		14				
TOTALS		RPI 1-25		RPI 26-50		W-L RECORDS		RPI 51-100		RPI 101-150		RPI 150+											
14-15-0		1-0-0		0-4-0		OVERALL		2-3-0		0-4-0		11-4-0											
6-2-0		0-0-0		0-0-0		HOME		0-0-0		0-0-0		6-2-0											
8-13-0		1-0-0		0-4-0		AWAY		2-3-0		0-4-0		5-2-0											
0-0-0		0-0-0		0-0-0		NEUTRAL		0-0-0		0-0-0		0-0-0											
5-12-0		1-0-0		0-4-0		NON-CONFERENCE		2-3-0		0-4-0		2-1-0											
2-0-0		0-0-0		0-0-0		HOME		0-0-0		0-0-0		2-0-0											
3-12-0		1-0-0		0-0-		AWAY		2-3-0		0-4-0		0-1-0											
0-0-0		0-0-0		0-0-0		NEUTRAL		0-0-0		0-0-0		0-0-0											
9-3-0		0-0-0		0-0-0		CONFERENCE		0-0-0		0-0-0		9-3-0											
4-2-0		0-0-0		0-0-0		HOME		0-0-0		0-0-0		4-2-0											
5-1-0		0-0-0		0-0-0		AWAY		0-0-0		0-0-0		5-1-0											
0-0-0		0-0-0		0-0-0		NEUTRAL		0-0-0		0-0-0		0-0-0											
RPI	S	Opponent		Score		RPI	S	Opponent		Score		RPI	S	Opponent		Score		RPI	S	Opponent		Score	
18	A	Miami (FL)		4	2	43	A	Oklahoma		3	12	74	A	St. John's (NY)		7	22	139	A	Cal Poly		2	3
						43	A	Oklahoma		2	6	94	A	North Florida		11	7	139	A	Cal Poly		1	2
						43	A	Oklahoma		1	9	94	A	North Florida		4	6	139	A	Cal Poly		4	5
						43	A	Oklahoma		0	9	94	A	North Florida		2	1	139	A	Cal Poly		6	13
												94	A	North Florida		4	11	171	A	Fordham		2	3
																		193	A	Yale		4	1
																		193	A	Yale		3	2
																		193	A	Yale		8	2
																		210	H	Cornell		3	4
																		210	H	Cornell		3	0
																		210	H	Cornell		13	8
																		230	H	Manhattan		7	2
																		236	H	Dartmouth		1	23
																		236	H	Dartmouth		11	1
																		236	H	Dartmouth		23	9
																		248	A	Princeton		2	1
																		248	A	Princeton		6	8
																		248	A	Princeton		8	2
																		262	H	Monmouth		1	0
						LAST 10 GAMES																	
						210	H	Cornell		3	0	193	A	Yale		3	2						
						210	H	Cornell		13	8	94	A	North Florida		4	6						
						248	A	Princeton		6	8	236	H	Dartmouth		1	23						
						139	A	Cal Poly		6	13	262	H	Monmouth		1	0						
						43	A	Oklahoma		2	6	193	A	Yale		4	1						

Non-Div. I Games:

Columbia

Average RPI Win: 194		WON-LOST	WINNING	LAST 10	STRENGTH OF		OPP. STRENGTH	TEAM	ADJ	CONF.	ADJ CONF.												
Average RPI Loss: 117		RECORD	PCT. RANK	GAMES	SCHEDULE		OF SCHEDULE	RPI	RPI	RPI	RPI												
DIV. I ONLY		18-18-0	.5	146	5-5-0		151	188	163	.49085	163												
DIV. I NON-CONF.		9-7-0	.5625	121	1-0-0		178	252	182	.48081	182												
<hr/>																							
TOTALS		RPI 1-25		RPI 26-50		W-L RECORDS		RPI 51-100		RPI 101-150		RPI 150+											
18-18-0		0-1-0		0-0-0		OVERALL		1-5-0		2-7-0		15-5-0											
13-7-0		0-0-0		0-0-0		HOME		1-4-0		2-1-0		10-2-0											
4-9-0		0-1-0		0-0-0		AWAY		0-0-0		0-6-0		4-2-0											
1-2-0		0-0-0		0-0-0		NEUTRAL		0-1-0		0-0-0		1-1-0											
<hr/>																							
9-7-0		0-1-0		0-0-0		NON-CONFERENCE		0-3-0		0-1-0		9-2-0											
8-3-0		0-0-0		0-0-0		HOME		0-2-0		0-0-0		8-1-0											
0-2-0		0-1-0		0-0-		AWAY		0-0-0		0-1-0		0-0-0											
1-2-0		0-0-0		0-0-0		NEUTRAL		0-1-0		0-0-0		1-1-0											
<hr/>																							
9-11-0		0-0-0		0-0-0		CONFERENCE		1-2-0		2-6-0		6-3-0											
5-4-0		0-0-0		0-0-0		HOME		1-2-0		2-1-0		2-1-0											
4-7-0		0-0-0		0-0-0		AWAY		0-0-0		0-5-0		4-2-0											
0-0-0		0-0-0		0-0-0		NEUTRAL		0-0-0		0-0-0		0-0-0											
<hr/>																							
RPI	S	Opponent		Score		RPI	S	Opponent		Score		RPI	S	Opponent		Score							
15	A	LSU		4 5								103	A	South Alabama		3 6							
												79	H	Tulane		4 7							
												81	H	Incarnate Word		4 7							
												81	H	Incarnate Word		4 6							
												81	H	Incarnate Word		7 3							
												97	H	Louisiana		1 3							
												125	A	McNeese		6 7							
												125	A	McNeese		4 5							
												137	H	A&M-Corpus Christi		6 3							
												137	H	A&M-Corpus Christi		3 4							
												137	H	A&M-Corpus Christi		5 3							
												157	H	New Orleans		2 3							
												157	H	New Orleans		3 2							
												157	H	New Orleans		9 1							
												159	H	Southern Ill.		7 3							
												159	H	Southern Ill.		5 6							
												159	H	Southern Ill.		3 2							
												174	A	Central Ark.		3 4							
												174	A	Central Ark.		2 1							
												174	A	Central Ark.		0 5							
												192	H	Southern U.		4 2							
												194	A	Lamar University		5 4							
												194	A	Lamar University		4 2							
												194	A	Lamar University		6 5							
												199	N	Holy Cross		6 8							
												199	N	Holy Cross		11 2							
												258	H	Grambling		6 1							
												258	H	Grambling		16 5							
												258	H	Grambling		7 2							
<hr/>																							
LAST 10 GAMES																							
115 A Northwestern St.						7 9						81 H Incarnate Word						4 7					
115 A Northwestern St.						1 7						81 H Incarnate Word						7 3					
294 H Alcorn						10 1						81 H Incarnate Word						4 6					
258 H Grambling						7 2						115 A Northwestern St.						2 3					
258 H Grambling						16 5						192 H Southern U.						4 2					

Non-Div. I Games:

Nicholls St.

RPI	S	Opponent	Score	
294	H	Alcorn	10	1
294	H	Alcorn	25	5

Nicholls St.

N  
i  
c  
h  
o  
l  
l  
s  
t  
.

N  
i  
c  
h  
o  
l  
l  
s  
t  
.

M  
u  
r  
r  
a  
y  
s  
t  
.

Murray St.

W  
i  
n  
t  
h  
r  
o  
p

Winthrop



W  
i  
n  
t  
h  
r  
o  
p

W  
i  
n  
t  
h  
r  
o  
p

Winthrop

[illegible]

**Non-Div. I Games:**

Appalachian St.

Average RPI Win:	165	WON-LOST	WINNING	LAST 10	STRENGTH OF	OPP. STRENGTH	TEAM	ADJ	CONF.	ADJ CONF.	
Average RPI Loss:	98	RECORD	PCT. RANK	GAMES	SCHEDULE	OF SCHEDULE	RPI	RPI	RPI	RPI	
DIV. I ONLY	12-23-0	.34286	244	3-7-0	82	154	167	.48903	167	8	8
DIV. I NON-CONF.	7-16-0	.30435	233	1-1-0	113	203	203	.4713	203	7	7
<hr/>											
TOTALS	RPI 1-25	RPI 26-50		W-L RECORDS		RPI 51-100		RPI 101-150		RPI 150+	
12-23-0	0-1-0	1-8-0		OVERALL		3-6-0		0-1-0		8-7-0	
6-4-0	0-0-0	0-1-0		HOME		1-2-0		0-1-0		5-0-0	
4-18-0	0-1-0	1-7-0		AWAY		2-4-0		0-0-0		1-6-0	
2-1-0	0-0-0	0-0-0		NEUTRAL		0-0-0		0-0-0		2-1-0	
<hr/>											
7-16-0	0-0-0	1-5-0		NON-CONFERENCE		0-3-0		0-1-0		6-7-0	
3-2-0	0-0-0	0-1-0		HOME		0-0-0		0-1-0		3-0-0	
2-13-0	0-0-0	1-0-		AWAY		0-3-0		0-0-0		1-6-0	
2-1-0	0-0-0	0-0-0		NEUTRAL		0-0-0		0-0-0		2-1-0	
<hr/>											
5-7-0	0-1-0	0-3-0		CONFERENCE		3-3-0		0-0-0		2-0-0	
3-2-0	0-0-0	0-0-0		HOME		1-2-0		0-0-0		2-0-0	
2-5-0	0-1-0	0-3-0		AWAY		2-1-0		0-0-0		0-0-0	
0-0-0	0-0-0	0-0-0		NEUTRAL		0-0-0		0-0-0		0-0-0	
<hr/>											
RPI	S	Opponent	Score	RPI	S	Opponent	Score	RPI	S	Opponent	Score
21	A	Indiana	6 7	34	A	Texas	2 7	54	A	Southern Miss.	7 16
				34	A	Texas	6 13	54	A	Southern Miss.	6 7
				34	A	Texas	0 3	54	A	Southern Miss.	2 4
				34	A	Texas	4 0	86	H	Iowa	3 6
				38	A	Nebraska	0 17	86	H	Iowa	4 10
				38	A	Nebraska	4 13	86	H	Iowa	9 5
				38	A	Nebraska	5 9	93	A	Northwestern	9 7
				49	A	Indiana St.	3 4	93	A	Northwestern	5 2
				49	H	Indiana St.	3 4	93	A	Northwestern	1 2

Non-Div. I Games:

Purdue

Average RPI Win: 191		WON-LOST	WINNING	LAST 10	STRENGTH OF		OPP. STRENGTH	TEAM	ADJ	CONF.	ADJ CONF.
Average RPI Loss: 117		RECORD	PCT. RANK	GAMES	SCHEDULE		OF SCHEDULE	RPI	RPI	RPI	RPI
DIV. I ONLY		13-20-0	.39394	218	7-3-0		105	205	168	.48849	168
DIV. I NON-CONF.		8-16-0	.33333	222	2-1-0		75	250	170	.48819	170
TOTALS		RPI 1-25	RPI 26-50		W-L RECORDS		RPI 51-100		RPI 101-150		RPI 150+
13-20-0		0-3-0	0-3-0		OVERALL		2-2-0		1-6-0		10-6-0
7-3-0		0-0-0	0-0-0		HOME		1-0-0		0-0-0		6-3-0
4-13-0		0-3-0	0-0-0		AWAY		1-2-0		1-5-0		2-3-0
2-4-0		0-0-0	0-3-0		NEUTRAL		0-0-0		0-1-0		2-0-0
8-16-0		0-3-0	0-3-0		NON-CONFERENCE		1-0-0		1-6-0		6-4-0
3-1-0		0-0-0	0-0-0		HOME		1-0-0		0-0-0		2-1-0
3-11-0		0-3-0	0-0-		AWAY		0-0-0		1-5-0		2-3-0
2-4-0		0-0-0	0-3-0		NEUTRAL		0-0-0		0-1-0		2-0-0
5-4-0		0-0-0	0-0-0		CONFERENCE		1-2-0		0-0-0		4-2-0
4-2-0		0-0-0	0-0-0		HOME		0-0-0		0-0-0		4-2-0
1-2-0		0-0-0	0-0-0		AWAY		1-2-0		0-0-0		0-0-0
0-0-0		0-0-0	0-0-0		NEUTRAL		0-0-0		0-0-0		0-0-0
RPI S	Opponent	Score	RPI S	Opponent	Score	RPI S	Opponent	Score	RPI S	Opponent	Score
18 A	Miami (FL)	3 19	49 N	Indiana St.	1 3	86 A	Iowa	1 6	122 A	Old Dominion	2 3
18 A	Miami (FL)	3 9	49 N	Indiana St.	5 7	86 A	Iowa	15 3	122 A	Old Dominion	5 12
18 A	Miami (FL)	1 7	49 N	Indiana St.	3 4	86 A	Iowa	5 9	122 A	Old Dominion	2 12
						99 H	Stony Brook	6 5	126 N	Harvard	6 7
									136 A	FGCU	4 1
									136 A	FGCU	3 11
									136 A	FGCU	1 4
									157 A	New Orleans	2 7
									160 H	Ohio St.	0 2
									160 H	Ohio St.	3 2
									160 H	Ohio St.	3 5
									187 H	Michigan St.	8 0
									187 H	Michigan St.	6 3
									187 H	Michigan St.	4 2
									197 A	Lafayette	9 3
									234 H	Wagner	11 10
									238 A	USC Upstate	0 1
									238 A	USC Upstate	4 13
									238 A	USC Upstate	8 7
									241 N	Butler	3 2
									252 H	Hofstra	4 6
									262 H	Monmouth	2 1
									265 N	Chicago St.	6 2
LAST 10 GAMES											
			86 A	Iowa	15 3	252 H	Hofstra	4 6			
			86 A	Iowa	5 9	187 H	Michigan St.	8 0			
			160 H	Ohio St.	3 2	187 H	Michigan St.	6 3			
			160 H	Ohio St.	0 2	187 H	Michigan St.	4 2			
			49 N	Indiana St.	5 7	197 A	Lafayette	9 3			

Non-Div. I Games:

Rutgers

Average RPI Win:	130	WON-LOST RECORD		WINNING PCT. RANK		LAST 10 GAMES		STRENGTH OF SCHEDULE		OPP. STRENGTH OF SCHEDULE		TEAM RPI		ADJ RPI		CONF. RPI		ADJ CONF. RPI					
DIV. I ONLY		16-20-0		.44444	188	3-7-0		116		117		169		.48838	169	10		10					
DIV. I NON-CONF.		9-9-0		.5	145	1-2-0		102		89		153		.49919	153	10		10					
TOTALS		RPI 1-25		RPI 26-50		W-L RECORDS		RPI 51-100		RPI 101-150		RPI 150+											
16-20-0		1-3-0		1-2-0		OVERALL		5-3-0		6-11-0		3-1-0											
10-11-0		1-1-0		0-2-0		HOME		3-3-0		3-4-0		3-1-0											
4-7-0		0-0-0		0-0-0		AWAY		1-0-0		3-7-0		0-0-0											
2-2-0		0-2-0		1-0-0		NEUTRAL		1-0-0		0-0-0		0-0-0											
9-9-0		1-3-0		1-2-0		NON-CONFERENCE		4-1-0		0-2-0		3-1-0											
6-6-0		1-1-0		0-2-0		HOME		2-1-0		0-1-0		3-1-0											
1-1-0		0-0-0		0-0-		AWAY		1-0-0		0-1-0		0-0-0											
2-2-0		0-2-0		1-0-0		NEUTRAL		1-0-0		0-0-0		0-0-0											
7-11-0		0-0-0		0-0-0		CONFERENCE		1-2-0		6-9-0		0-0-0											
4-5-0		0-0-0		0-0-0		HOME		1-2-0		3-3-0		0-0-0											
3-6-0		0-0-0		0-0-0		AWAY		0-0-0		3-6-0		0-0-0											
0-0-0		0-0-0		0-0-0		NEUTRAL		0-0-0		0-0-0		0-0-0											
RPI	S	Opponent		Score		RPI	S	Opponent		Score		RPI	S	Opponent		Score		RPI	S	Opponent		Score	
2	N	Oregon St.		5	6	42	N	Gonzaga		6	4	71	H	San Diego St.		2	4	109	A	UNLV		7	4
2	N	Oregon St.		0	5	43	H	Oklahoma		6	8	71	H	San Diego St.		3	19	109	A	UNLV		3	2
16	H	Texas Tech		6	15	43	H	Oklahoma		1	8	71	H	San Diego St.		13	4	109	A	UNLV		0	8
16	H	Texas Tech		12	9							73	N	Minnesota		11	1	129	A	San Jose St.		1	5
												83	H	Cal St. Fullerton		7	13	129	A	San Jose St.		3	8
												83	H	Cal St. Fullerton		6	4	129	A	San Jose St.		2	4
												83	H	Cal St. Fullerton		18	11	129	H	San Jose St.		18	22
												88	A	Arizona		5	4	129	H	San Jose St.		14	2
																		129	H	San Jose St.		7	6
																		141	A	Nevada		4	6
																		141	A	Nevada		3	5
																		141	A	Nevada		9	3
																		141	H	Nevada		6	4
																		141	H	Nevada		0	3
																		141	H	Nevada		8	14
																		145	A	New Mexico St.		5	13
																		145	H	New Mexico St.		8	11
																		287	H	Niagara		3	5
																		287	H	Niagara		13	3
																		287	H	Niagara		5	3
																		287	H	Niagara		7	4
LAST 10 GAMES																							
287	H	Niagara		5	3	129	A	San Jose St.		1	5	129	A	San Jose St.		3	8	129	A	San Jose St.		2	4
145	H	New Mexico St.		8	11	16	H	Texas Tech		12	9	16	H	Texas Tech		6	15						
141	H	Nevada		8	14																		
141	H	Nevada		0	3																		
141	H	Nevada		6	4																		

Non-Div. I Games:

New Mexico

Average RPI Win: 192		WON-LOST	WINNING	LAST 10	STRENGTH OF	OPP. STRENGTH	TEAM	ADJ	CONF.	ADJ CONF.					
Average RPI Loss: 94		RECORD	PCT. RANK	GAMES	SCHEDULE	OF SCHEDULE	RPI	RPI	RPI	RPI					
DIV. I ONLY		17-15-0	.53125	130	3-7-0	203	125	170	.4883	170	8	8			
DIV. I NON-CONF.		16-5-0	.7619	26	2-2-0	244	220	93	.52878	93	7	7			
<hr/>															
TOTALS		RPI 1-25	RPI 26-50		W-L RECORDS		RPI 51-100		RPI 101-150		RPI 150+				
17-15-0		1-2-0	0-3-0		OVERALL		3-6-0		0-0-0		13-4-0				
6-8-0		0-0-0	0-3-0		HOME		0-3-0		0-0-0		6-2-0				
4-5-0		1-2-0	0-0-0		AWAY		2-1-0		0-0-0		1-2-0				
7-2-0		0-0-0	0-0-0		NEUTRAL		1-2-0		0-0-0		6-0-0				
16-5-0		0-0-0	0-0-0		NON-CONFERENCE		3-3-0		0-0-0		13-2-0				
6-2-0		0-0-0	0-0-0		HOME		0-0-0		0-0-0		6-2-0				
3-1-0		0-0-0	0-0-		AWAY		2-1-0		0-0-0		1-0-0				
7-2-0		0-0-0	0-0-0		NEUTRAL		1-2-0		0-0-0		6-0-0				
1-10-0		1-2-0	0-3-0		CONFERENCE		0-3-0		0-0-0		0-2-0				
0-6-0		0-0-0	0-3-0		HOME		0-3-0		0-0-0		0-0-0				
1-4-0		1-2-0	0-0-0		AWAY		0-0-0		0-0-0		0-2-0				
0-0-0		0-0-0	0-0-0		NEUTRAL		0-0-0		0-0-0		0-0-0				
RPI	S	Opponent	Score	RPI	S	Opponent	Score	RPI	S	Opponent	Score				
21	A	Indiana	3 0	38	H	Nebraska	2 3	70	A	UCF	3 5	167	A	Purdue	0 1
21	A	Indiana	3 5	38	H	Nebraska	1 3	70	A	UCF	11 5	167	A	Purdue	1 2
21	A	Indiana	2 3	38	H	Nebraska	2 4	70	A	UCF	5 2	178	H	Binghamton	5 3
								72	N	Duke	2 9	182	N	Fairfield	5 4
								72	N	Duke	8 7	182	N	Fairfield	4 2
								72	N	Duke	0 14	182	N	Fairfield	6 5
								73	H	Minnesota	5 7	220	A	Pittsburgh	7 3
								73	H	Minnesota	6 8	220	H	Pittsburgh	2 7
								73	H	Minnesota	1 5	254	H	UMass Lowell	3 2
												254	H	UMass Lowell	3 1
												254	H	UMass Lowell	7 6
												259	H	Youngstown St.	16 15
												262	N	Monmouth	6 4
												262	N	Monmouth	7 0
												262	N	Monmouth	1 0
												268	H	St. Bonaventure	6 18
												284	H	Bucknell	9 3
<hr/>															
LAST 10 GAMES															
21	A	Indiana	3 5	38	H	Nebraska	2 4								
167	A	Purdue	1 2	38	H	Nebraska	2 3								
254	H	UMass Lowell	7 6	220	H	Pittsburgh	2 7								
182	N	Fairfield	6 5	259	H	Youngstown St.	16 15								
38	H	Nebraska	1 3	21	A	Indiana	2 3								

Non-Div. I Games:

Penn St.

Average RPI Win:		222	WON-LOST		WINNING		LAST 10		STRENGTH OF		OPP. STRENGTH		TEAM		ADJ		CONF.		ADJ CONF.								
Average RPI Loss:		140	RECORD		PCT. RANK		GAMES		SCHEDULE		OF SCHEDULE		RPI		RPI		RPI		RPI								
DIV. I ONLY			22-16-0		.57895 99		6-4-0		268		172		171		.48824 171		18		18								
DIV. I NON-CONF.			15-11-0		.57692 112		2-2-0		290		181		187		.47697 187		23		23								
TOTALS		RPI 1-25		RPI 26-50		W-L RECORDS		RPI 51-100		RPI 101-150		RPI 150+															
22-16-0		0-3-0		0-0-0		OVERALL		3-4-0		1-2-0		18-7-0															
13-2-0		0-0-0		0-0-0		HOME		0-0-0		0-0-0		13-2-0															
9-13-0		0-3-0		0-0-0		AWAY		3-4-0		1-2-0		5-4-0															
0-1-0		0-0-0		0-0-0		NEUTRAL		0-0-0		0-0-0		0-1-0															
15-11-0		0-3-0		0-0-0		NON-CONFERENCE		2-2-0		0-0-0		13-6-0															
8-1-0		0-0-0		0-0-0		HOME		0-0-0		0-0-0		8-1-0															
7-9-0		0-3-0		0-0-		AWAY		2-2-0		0-0-0		5-4-0															
0-1-0		0-0-0		0-0-0		NEUTRAL		0-0-0		0-0-0		0-1-0															
7-5-0		0-0-0		0-0-0		CONFERENCE		1-2-0		1-2-0		5-1-0															
5-1-0		0-0-0		0-0-0		HOME		0-0-0		0-0-0		5-1-0															
2-4-0		0-0-0		0-0-0		AWAY		1-2-0		1-2-0		0-0-0															
0-0-0		0-0-0		0-0-0		NEUTRAL		0-0-0		0-0-0		0-0-0															
RPI	S	Opponent		Score		RPI	S	Opponent		Score		RPI	S	Opponent		Score											
13	A	Texas A&M		0	4							63	A	VCU		0	3	102	A	Rhode Island		3	5				
13	A	Texas A&M		1	3							63	A	VCU		3	8	102	A	Rhode Island		8	9				
13	A	Texas A&M		6	19							63	A	VCU		11	1	102	A	Rhode Island		2	0				
												94	A	North Florida		4	7	162	H	Columbia		3	2				
												94	A	North Florida		8	6	182	A	Fairfield		5	6				
												94	A	North Florida		8	5	210	N	Cornell		0	1				
												94	A	North Florida		3	4	230	H	Manhattan		9	0				
																		231	A	Siena		0	12				
																		231	H	Siena		5	4				
																		234	H	Wagner		2	3				
																		235	A	Sacred Heart		8	2				
																		235	H	Sacred Heart		12	3				
																		239	H	Saint Joseph's		2	0				
																		239	H	Saint Joseph's		4	3				
																		239	H	Saint Joseph's		6	0				
																		252	H	Hofstra		4	3				
																		252	H	Hofstra		4	3				
																		263	A	Towson		6	1				
																		263	A	Towson		0	8				
																		266	H	Iona		5	1				
																		266	H	Iona		9	2				
																		268	H	St. Bonaventure		0	1				
																		268	H	St. Bonaventure		8	2				
																		268	H	St. Bonaventure		8	1				
																		295	A	UMES		2	1				
																		295	A	UMES		4	6				
																		295	A	UMES		4	1				
						LAST 10 GAMES																					
						239 H Saint Joseph's						4	3	182 A Fairfield						5	6						
						239 H Saint Joseph's						2	0	63 A VCU						3	8						
						102 A Rhode Island						3	5	63 A VCU						11	1						
						94 A North Florida						4	7	63 A VCU						0	3						
						295 A UMES						4	1	231 A Siena						0	12						

Non-Div. I Games:

Fordham

Fordham



Average RPI Win: 186		WON-LOST	WINNING	LAST 10	STRENGTH OF		OPP. STRENGTH	TEAM	ADJ		CONF.	ADJ CONF.					
Average RPI Loss: 149		RECORD	PCT. RANK	GAMES	SCHEDULE		OF SCHEDULE	RPI	RPI	RPI	RPI						
DIV. I ONLY		19-16-0	.54286	124	8-2-0		205	152	172	.48737	172	20	19				
DIV. I NON-CONF.		9-11-0	.45	173	1-0-0		200	76	197	.47335	197	22	22				
TOTALS		RPI 1-25	RPI 26-50		W-L RECORDS		RPI 51-100		RPI 101-150		RPI 150+						
19-16-0		1-1-0	0-1-0		OVERALL		0-3-0		5-4-0		13-7-0						
13-8-0		0-0-0	0-0-0		HOME		0-0-0		4-4-0		9-4-0						
6-8-0		1-1-0	0-1-0		AWAY		0-3-0		1-0-0		4-3-0						
0-0-0		0-0-0	0-0-0		NEUTRAL		0-0-0		0-0-0		0-0-0						
9-11-0		1-1-0	0-1-0		NON-CONFERENCE		0-3-0		3-3-0		5-3-0						
6-6-0		0-0-0	0-0-0		HOME		0-0-0		2-3-0		4-3-0						
3-5-0		1-1-0	0-0-		AWAY		0-3-0		1-0-0		1-0-0						
0-0-0		0-0-0	0-0-0		NEUTRAL		0-0-0		0-0-0		0-0-0						
10-5-0		0-0-0	0-0-0		CONFERENCE		0-0-0		2-1-0		8-4-0						
7-2-0		0-0-0	0-0-0		HOME		0-0-0		2-1-0		5-1-0						
3-3-0		0-0-0	0-0-0		AWAY		0-0-0		0-0-0		3-3-0						
0-0-0		0-0-0	0-0-0		NEUTRAL		0-0-0		0-0-0		0-0-0						
RPI S	Opponent	Score		RPI S	Opponent	Score		RPI S	Opponent	Score		RPI S	Opponent	Score			
6 A	Georgia	1	5	44 A	Alabama	2	13	100 A	Jacksonville	1	2	106 A	Troy	9	7		
17 A	Auburn	11	6					100 A	Jacksonville	7	16	106 H	Troy	9	5		
								100 A	Jacksonville	2	5	128 H	Eastern Ill.	12	5		
												128 H	Eastern Ill.	4	5		
												128 H	Eastern Ill.	6	5		
												142 H	Samford	3	5		
												146 H	FIU	3	1		
												146 H	FIU	2	5		
												146 H	FIU	1	2		
												152 A	UAB	5	3		
												164 A	Murray St.	8	9		
												164 A	Murray St.	4	2		
												164 A	Murray St.	7	8		
												167 H	Purdue	4	0		
												167 H	Purdue	3	0		
												167 H	Purdue	5	9		
												213 H	Belmont	9	4		
												213 H	Belmont	9	0		
												213 H	Belmont	1	7		
												237 H	North Ala.	14	1		
												237 H	North Ala.	1	2		
												237 H	North Ala.	12	10		
LAST 10 GAMES																	
213 H Belmont				1	7	213 H Belmont				9	4	257 H Alabama St.				5	9
146 H FIU				2	5	213 H Belmont				9	0	267 A Southeast Mo. St.				8	7
146 H FIU				3	1	17 A Auburn				11	6	267 A Southeast Mo. St.				8	9
237 H North Ala.				1	2	267 A Southeast Mo. St.				8	7	267 A Southeast Mo. St.				4	3
237 H North Ala.				12	10	267 A Southeast Mo. St.				8	9	274 H Tennessee Tech				8	7

Non-Div. I Games:

Jacksonville St.

RPI	S	Opponent	Score	
274	H	Tennessee Tech	12	10
274	H	Tennessee Tech	5	3

Jacksonville St.

J  
a  
c  
k  
s  
o  
n  
v  
i  
l  
l  
e  
s  
t  
.

J  
a  
c  
k  
s  
o  
n  
v  
i  
l  
l  
e  
s  
t  
.

Average RPI Win:	179	WON-LOST RECORD	WINNING PCT. RANK	LAST 10 GAMES		STRENGTH OF SCHEDULE	OPP. STRENGTH OF SCHEDULE	TEAM RPI	ADJ RPI	CONF. RPI	ADJ CONF. RPI				
DIV. I ONLY		16-17-0	.48485	162	6-4-0	146	178	173	.48719	173	12	12			
DIV. I NON-CONF.		10-8-0	.55556	124	3-1-0	176	239	181	.4809	181	12	12			
<hr/>															
TOTALS	RPI 1-25		RPI 26-50		W-L RECORDS		RPI 51-100		RPI 101-150		RPI 150+				
16-17-0	0-1-0		0-1-0		OVERALL		4-8-0		3-3-0		9-4-0				
13-7-0	0-0-0		0-0-0		HOME		3-4-0		2-1-0		8-2-0				
3-10-0	0-1-0		0-1-0		AWAY		1-4-0		1-2-0		1-2-0				
0-0-0	0-0-0		0-0-0		NEUTRAL		0-0-0		0-0-0		0-0-0				
10-8-0	0-1-0		0-1-0		NON-CONFERENCE		2-4-0		0-0-0		8-2-0				
9-5-0	0-0-0		0-0-0		HOME		1-3-0		0-0-0		8-2-0				
1-3-0	0-1-0		0-0-		AWAY		1-1-0		0-0-0		0-0-0				
0-0-0	0-0-0		0-0-0		NEUTRAL		0-0-0		0-0-0		0-0-0				
6-9-0	0-0-0		0-0-0		CONFERENCE		2-4-0		3-3-0		1-2-0				
4-2-0	0-0-0		0-0-0		HOME		2-1-0		2-1-0		0-0-0				
2-7-0	0-0-0		0-0-0		AWAY		0-3-0		1-2-0		1-2-0				
0-0-0	0-0-0		0-0-0		NEUTRAL		0-0-0		0-0-0		0-0-0				
RPI	S	Opponent	Score	RPI	S	Opponent	Score	RPI	S	Opponent	Score	RPI	S	Opponent	Score
13	A	Texas A&M	3 9	37	A	Baylor	3 6	57	A	UT Arlington	4 2	115	H	Northwestern St.	6 2
								57	H	UT Arlington	0 2	115	H	Northwestern St.	11 24
								65	H	Bryant	1 11	115	H	Northwestern St.	4 0
								65	H	Bryant	7 8	137	A	A&M-Corpus Christi	5 6
								65	H	Bryant	8 6	137	A	A&M-Corpus Christi	3 7
								67	A	TCU	4 12	137	A	A&M-Corpus Christi	4 1
								81	H	Incarnate Word	6 5	205	H	Hartford	11 7
								81	H	Incarnate Word	9 3	205	H	Hartford	8 7
								81	H	Incarnate Word	2 4	205	H	Hartford	2 1
								91	A	Southeastern La.	3 8	211	A	Houston Baptist	1 5
								91	A	Southeastern La.	9 12	211	A	Houston Baptist	21 6
								91	A	Southeastern La.	1 14	211	A	Houston Baptist	1 8
												258	H	Grambling	23 5
												258	H	Grambling	7 8
												258	H	Grambling	7 4
												280	H	Eastern Mich.	5 6
												289	H	Ark.-Pine Bluff	5 4
												289	H	Ark.-Pine Bluff	9 7
												289	H	Ark.-Pine Bluff	16 7

**Non-Div. I Games:**

**Arlington Baptist**

11 0

## Tex. Permian Basin

13 6

## Tex. Permian Basin

6 5

Abilene Christian

Average RPI Win:		148	WON-LOST RECORD		WINNING PCT. RANK		LAST 10 GAMES		STRENGTH OF SCHEDULE		OPP. STRENGTH OF SCHEDULE		TEAM RPI		ADJ RPI		CONF. RPI		ADJ CONF. RPI	
DIV. I ONLY			17-20-0		.45946 176		5-5-0		135		127		174		.48707 174		12		12	
DIV. I NON-CONF.			9-13-0		.40909 192		3-3-0		138		152		200		.47231 200		12		12	
TOTALS		RPI 1-25		RPI 26-50		W-L RECORDS		RPI 51-100		RPI 101-150		RPI 150+								
17-20-0		0-1-0		3-2-0		OVERALL		3-5-0		2-8-0		9-4-0								
12-11-0		0-1-0		2-2-0		HOME		1-3-0		2-2-0		7-3-0								
5-9-0		0-0-0		1-0-0		AWAY		2-2-0		0-6-0		2-1-0								
0-0-0		0-0-0		0-0-0		NEUTRAL		0-0-0		0-0-0		0-0-0								
9-13-0		0-1-0		3-2-0		NON-CONFERENCE		1-4-0		0-4-0		5-2-0								
6-8-0		0-1-0		2-2-0		HOME		1-3-0		0-1-0		3-1-0								
3-5-0		0-0-0		1-0-		AWAY		0-1-0		0-3-0		2-1-0								
0-0-0		0-0-0		0-0-0		NEUTRAL		0-0-0		0-0-0		0-0-0								
8-7-0		0-0-0		0-0-0		CONFERENCE		2-1-0		2-4-0		4-2-0								
6-3-0		0-0-0		0-0-0		HOME		0-0-0		2-1-0		4-2-0								
2-4-0		0-0-0		0-0-0		AWAY		2-1-0		0-3-0		0-0-0								
0-0-0		0-0-0		0-0-0		NEUTRAL		0-0-0		0-0-0		0-0-0								
RPI	S	Opponent		Score		RPI	S	Opponent		Score		RPI	S	Opponent		Score				
23	H	Missouri		0 4		28	A	Oklahoma St.		8 4		85	H	Bradley		2 5				
						47	H	Illinois St.		3 6		85	H	Bradley		3 4				
						47	H	Illinois St.		4 1		85	H	Bradley		13 9				
						47	H	Illinois St.		0 8		91	A	Southeastern La.		2 3				
						47	H	Illinois St.		6 4		91	A	Southeastern La.		3 1				
												91	A	Southeastern La.		3 2				
												92	A	Arkansas St.		4 6				
												92	H	Arkansas St.		6 9				
														110 A Little Rock		2 4				
														110 H Little Rock		1 5				
														114 A Missouri St.		7 9				
														114 A Missouri St.		3 15				
														125 H McNeese		1 2				
														125 H McNeese		5 1				
														125 H McNeese		4 2				
														137 A A&M-Corpus Christi		4 5				
														137 A A&M-Corpus Christi		8 9				
														137 A A&M-Corpus Christi		6 7				
														156 H SFA		1 3				
														156 H SFA		7 0				
														156 H SFA		9 3				
														163 H Nicholls St.		1 2				
														163 H Nicholls St.		4 3				
														163 H Nicholls St.		5 0				
														188 H South Dakota St.		8 3				
														188 H South Dakota St.		5 7				
														212 H Oral Roberts		9 3				
														274 A Tennessee Tech		2 3				
														274 A Tennessee Tech		11 5				
														274 A Tennessee Tech		9 7				
														289 H Ark.-Pine Bluff		8 1				
LAST 10 GAMES																				
274	A	Tennessee Tech		9 7		47	H	Illinois St.		4 1		274	H	Ark.-Pine Bluff		8 1				
125	H	McNeese		1 2		47	H	Illinois St.		0 8		47	H	Illinois St.		0 8				
137	A	A&M-Corpus Christi		6 7		110	A	Little Rock		2 4		110	A	Little Rock		2 4				
137	A	A&M-Corpus Christi		8 9		274	A	Tennessee Tech		11 5		274	A	Tennessee Tech		11 5				
91	A	Southeastern La.		2 3		274	A	Tennessee Tech		2 3		274	A	Tennessee Tech		2 3				

**Non-Div. I Games:**

Central Ark.

[illegible]

**Non-Div. I Games:**

Richmond

Average RPI Win:		216	WON-LOST RECORD		WINNING PCT. RANK		LAST 10 GAMES		STRENGTH OF SCHEDULE		OPP. STRENGTH OF SCHEDULE		TEAM RPI		ADJ RPI		CONF. RPI		ADJ CONF. RPI				
Average RPI Loss:		113																					
DIV. I ONLY			21-15-0		.58333 94		7-3-0		231		182		175		.48651 175		20		19				
DIV. I NON-CONF.			12-9-0		.57143 114		2-0-0		266		198		217		.46122 217		22		22				
TOTALS		RPI 1-25		RPI 26-50		W-L RECORDS		RPI 51-100		RPI 101-150		RPI 150+											
21-15-0		0-2-0		1-1-0		OVERALL		1-2-0		4-7-0		15-3-0											
12-7-0		0-1-0		1-0-0		HOME		1-2-0		2-3-0		8-1-0											
5-7-0		0-1-0		0-1-0		AWAY		0-0-0		2-4-0		3-1-0											
4-1-0		0-0-0		0-0-0		NEUTRAL		0-0-0		0-0-0		4-1-0											
12-9-0		0-2-0		1-1-0		NON-CONFERENCE		1-2-0		0-2-0		10-2-0											
7-6-0		0-1-0		1-0-0		HOME		1-2-0		0-2-0		5-1-0											
1-2-0		0-1-0		0-0-		AWAY		0-0-0		0-0-0		1-0-0											
4-1-0		0-0-0		0-0-0		NEUTRAL		0-0-0		0-0-0		4-1-0											
9-6-0		0-0-0		0-0-0		CONFERENCE		0-0-0		4-5-0		5-1-0											
5-1-0		0-0-0		0-0-0		HOME		0-0-0		2-1-0		3-0-0											
4-5-0		0-0-0		0-0-0		AWAY		0-0-0		2-4-0		2-1-0											
0-0-0		0-0-0		0-0-0		NEUTRAL		0-0-0		0-0-0		0-0-0											
RPI	S	Opponent		Score		RPI	S	Opponent		Score		RPI	S	Opponent		Score		RPI	S	Opponent		Score	
4	A	Louisville		1	5	33	A	Kentucky		3	7	66	H	Boston College		4	6	105	H	Miami (OH)		4	8
4	H	Louisville		8	12	40	H	Evansville		2	0	66	H	Boston College		2	13	118	A	Morehead St.		4	15
												76	H	Xavier		5	3	118	A	Morehead St.		5	7
																		118	A	Morehead St.		2	7
																		128	A	Eastern Ill.		7	3
																		128	A	Eastern Ill.		9	10
																		128	A	Eastern Ill.		4	3
																		130	H	Austin Peay		11	3
																		130	H	Austin Peay		1	8
																		130	H	Austin Peay		9	3
																		148	H	Dayton		5	17
																		181	H	Western Ky.		9	12
																		224	A	SIUE		2	5
																		224	A	SIUE		12	9
																		224	A	SIUE		9	1
																		226	H	UT Martin		21	6
																		226	H	UT Martin		8	5
																		226	H	UT Martin		14	4
																		251	H	Oakland		2	1
																		251	H	Oakland		11	6
																		251	H	Oakland		16	10
																		258	N	Grambling		4	7
																		277	N	Florida A&M		11	2
																		278	A	Northern Ky.		17	2
																		293	N	Prairie View		11	1
																		295	H	UMES		16	1
																		295	H	UMES		5	1
LAST 10 GAMES				LAST 10 GAMES				LAST 10 GAMES				LAST 10 GAMES				LAST 10 GAMES				LAST 10 GAMES			
																		128	A	Eastern Ill.		9	10
																		128	A	Eastern Ill.		7	3
																		130	H	Austin Peay		11	3
																		130	H	Austin Peay		9	3
																		66	H	Boston College		2	13
																		295	H	UMES		16	1
																		4	A	Louisville		1	5
																		128	A	Eastern Ill.		4	3
																		278	A	Northern Ky.		17	2
																		130	H	Austin Peay		1	8

Non-Div. I Games: Kentucky St. 9 3

Eastern Ky.

RPI	S	Opponent	Score	
295	N	UMES	6	4
295	N	UMES	27	8

Eastern Ky.

E  
a  
s  
t  
e  
r  
n  
K  
y  
.

E  
a  
s  
t  
e  
r  
n  
K  
y  
.





Average RPI Win:	220	WON-LOST RECORD	WINNING PCT. RANK	LAST 10 GAMES	STRENGTH OF SCHEDULE	OPP. STRENGTH OF SCHEDULE	TEAM RPI	ADJ RPI	CONF. RPI	ADJ CONF. RPI		
DIV. I ONLY		14-15-0	.48276	165	6-4-0	199	236	178	.48641	178	22	22
DIV. I NON-CONF.		10-11-0	.47619	159	3-2-0	209	231	164	.49476	163	19	19
<hr/>												
TOTALS	RPI 1-25	RPI 26-50		W-L RECORDS		RPI 51-100		RPI 101-150		RPI 150+		
14-15-0	0-0-0	0-0-0		OVERALL		1-5-0		0-3-0		13-7-0		
4-4-0	0-0-0	0-0-0		HOME		1-2-0		0-1-0		3-1-0		
10-8-0	0-0-0	0-0-0		AWAY		0-0-0		0-2-0		10-6-0		
0-3-0	0-0-0	0-0-0		NEUTRAL		0-3-0		0-0-0		0-0-0		
10-11-0	0-0-0	0-0-0		NON-CONFERENCE		0-3-0		0-3-0		10-5-0		
2-1-0	0-0-0	0-0-0		HOME		0-0-0		0-1-0		2-0-0		
8-7-0	0-0-0	0-0-		AWAY		0-0-0		0-2-0		8-5-0		
0-3-0	0-0-0	0-0-0		NEUTRAL		0-3-0		0-0-0		0-0-0		
4-4-0	0-0-0	0-0-0		CONFERENCE		1-2-0		0-0-0		3-2-0		
2-3-0	0-0-0	0-0-0		HOME		1-2-0		0-0-0		1-1-0		
2-1-0	0-0-0	0-0-0		AWAY		0-0-0		0-0-0		2-1-0		
0-0-0	0-0-0	0-0-0		NEUTRAL		0-0-0		0-0-0		0-0-0		
RPI	S	Opponent	Score	RPI	S	Opponent	Score	RPI	S	Opponent	Score	
						64 N Michigan	0 10	122 A Old Dominion		1 2		
						64 N Michigan	4 5	122 A Old Dominion		9 12		
						64 N Michigan	2 12	123 H Marist		5 11		
						99 H Stony Brook	6 7	170 A Penn St.		3 5		
						99 H Stony Brook	3 6	184 A Marshall		3 1		
						99 H Stony Brook	5 0	184 A Marshall		3 4		
								191 H Maine		0 8		
								191 H Maine		4 1		
								203 A Mercer		6 4		
								203 A Mercer		3 10		
								203 A Mercer		10 7		
								210 A Cornell		8 4		
								217 A Kennesaw St.		12 6		
								217 A Kennesaw St.		1 10		
								233 H Central Conn. St.		3 2		
								249 A VMI		8 4		
								249 A VMI		2 1		
								249 A VMI		4 2		
								250 A Albany (NY)		3 4		
								250 A Albany (NY)		11 1		
								250 A Albany (NY)		15 3		
								284 A Bucknell		4 6		
								287 H Niagara		16 4		
LAST 10 GAMES												
						184 A Marshall	3 4	99 H Stony Brook		3 6		
						191 H Maine	4 1	99 H Stony Brook		6 7		
						99 H Stony Brook	5 0	210 A Cornell		8 4		
						250 A Albany (NY)	11 1	233 H Central Conn. St.		3 2		
						123 H Marist	5 11	287 H Niagara		16 4		

Non-Div. I Games:

Binghamton

Average RPI Win: 197		WON-LOST	WINNING	LAST 10	STRENGTH OF		OPP. STRENGTH	TEAM	ADJ		CONF.	ADJ CONF.						
Average RPI Loss: 137		RECORD	PCT. RANK	GAMES	SCHEDULE		OF SCHEDULE	RPI	RPI		RPI	RPI						
DIV. I ONLY		17-15-0	.53125	130	3-7-0		173	184	179		.48636	179	18	18				
DIV. I NON-CONF.		11-12-0	.47826	158	1-5-0		247	194	236		.45012	235	23	23				
TOTALS		RPI 1-25	RPI 26-50		W-L RECORDS		RPI 51-100		RPI 101-150		RPI 150+							
17-15-0		0-2-0	0-0-0		OVERALL		1-4-0		4-1-0		12-8-0							
15-6-0		0-0-0	0-0-0		HOME		0-1-0		4-1-0		11-4-0							
2-9-0		0-2-0	0-0-0		AWAY		1-3-0		0-0-0		1-4-0							
0-0-0		0-0-0	0-0-0		NEUTRAL		0-0-0		0-0-0		0-0-0							
11-12-0		0-2-0	0-0-0		NON-CONFERENCE		0-2-0		2-0-0		9-8-0							
10-5-0		0-0-0	0-0-0		HOME		0-1-0		2-0-0		8-4-0							
1-7-0		0-2-0	0-0-		AWAY		0-1-0		0-0-0		1-4-0							
0-0-0		0-0-0	0-0-0		NEUTRAL		0-0-0		0-0-0		0-0-0							
6-3-0		0-0-0	0-0-0		CONFERENCE		1-2-0		2-1-0		3-0-0							
5-1-0		0-0-0	0-0-0		HOME		0-0-0		2-1-0		3-0-0							
1-2-0		0-0-0	0-0-0		AWAY		1-2-0		0-0-0		0-0-0							
0-0-0		0-0-0	0-0-0		NEUTRAL		0-0-0		0-0-0		0-0-0							
RPI	S	Opponent		Score		RPI	S	Opponent		Score		RPI	S	Opponent		Score		
3	A	Vanderbilt		2	24			63	A	VCU	3	2	102	H	Rhode Island		10	2
20	A	North Carolina		4	12			63	A	VCU	3	7	102	H	Rhode Island		7	2
								63	A	VCU	1	13	102	H	Rhode Island		0	4
								72	A	Duke	3	7	132	H	Presbyterian		4	1
								72	H	Duke	2	7	132	H	Presbyterian		10	8
													153	A	Gardner-Webb		1	10
													165	A	Winthrop		3	9
													165	H	Winthrop		4	7
													204	A	N.C. A&T		8	0
													218	H	Toledo		5	13
													218	H	Toledo		3	2
													218	H	Toledo		11	5
													227	H	La Salle		6	0
													227	H	La Salle		16	8
													227	H	La Salle		11	3
													237	H	North Ala.		5	2
													237	H	North Ala.		8	4
													237	H	North Ala.		13	1
													238	A	USC Upstate		6	7
													238	H	USC Upstate		7	9
													244	A	N.C. Central		9	10
													244	H	N.C. Central		6	9
LAST 10 GAMES													244	H	N.C. Central		6	9
				218	H	Toledo	11	5					165	A	Winthrop		3	9
				132	H	Presbyterian	10	8					244	H	N.C. Central		6	9
				102	H	Rhode Island	10	2					244	A	N.C. Central		9	10
				102	H	Rhode Island	7	2					153	A	Gardner-Webb		1	10
				102	H	Rhode Island	0	4					20	A	North Carolina		4	12

Non-Div. I Games:

Davidson

Average RPI Win: 186		WON-LOST	WINNING	LAST 10	STRENGTH OF		OPP. STRENGTH	TEAM	ADJ		CONF.	ADJ CONF.			
Average RPI Loss: 113		RECORD	PCT. RANK	GAMES	SCHEDULE		OF SCHEDULE	RPI	RPI		RPI	RPI			
DIV. I ONLY		13-23-0	.36111	234	3-7-0		62	210	180		.48596	180			
DIV. I NON-CONF.		8-16-0	.33333	222	1-3-0		97	158	191		.47574	191			
TOTALS		RPI 1-25	RPI 26-50		W-L RECORDS		RPI 51-100		RPI 101-150		RPI 150+				
13-23-0		0-2-0	0-1-0		OVERALL		1-8-0		2-7-0		10-5-0				
8-9-0		0-1-0	0-1-0		HOME		0-0-0		2-4-0		6-3-0				
5-12-0		0-1-0	0-0-0		AWAY		1-7-0		0-3-0		4-1-0				
0-2-0		0-0-0	0-0-0		NEUTRAL		0-1-0		0-0-0		0-1-0				
8-16-0		0-2-0	0-1-0		NON-CONFERENCE		0-6-0		1-2-0		7-5-0				
4-7-0		0-1-0	0-1-0		HOME		0-0-0		1-2-0		3-3-0				
4-7-0		0-1-0	0-0-		AWAY		0-5-0		0-0-0		4-1-0				
0-2-0		0-0-0	0-0-0		NEUTRAL		0-1-0		0-0-0		0-1-0				
5-7-0		0-0-0	0-0-0		CONFERENCE		1-2-0		1-5-0		3-0-0				
4-2-0		0-0-0	0-0-0		HOME		0-0-0		1-2-0		3-0-0				
1-5-0		0-0-0	0-0-0		AWAY		1-2-0		0-3-0		0-0-0				
0-0-0		0-0-0	0-0-0		NEUTRAL		0-0-0		0-0-0		0-0-0				
RPI S	Opponent	Score		RPI S	Opponent	Score		RPI S	Opponent	Score		RPI S	Opponent	Score	
24 A	Clemson	0	2	48 H	South Carolina	7	12	82 A	Col. of Charleston	1	2	117 H	ETSU	7	8
24 H	Clemson	1	3					82 A	Col. of Charleston	1	3	117 H	ETSU	5	11
								82 A	Col. of Charleston	3	13	117 H	ETSU	4	3
								84 A	Wake Forest	2	11	118 H	Morehead St.	5	6
								84 A	Wake Forest	1	5	118 H	Morehead St.	16	11
								84 N	Wake Forest	7	13	118 H	Morehead St.	3	6
								95 A	UNC Greensboro	10	3	142 A	Samford	4	8
								95 A	UNC Greensboro	1	2	142 A	Samford	4	14
								95 A	UNC Greensboro	9	11	142 A	Samford	0	3
												153 A	Gardner-Webb	18	3
												153 H	Gardner-Webb	3	5
												153 H	Gardner-Webb	7	2
												160 H	Ohio St.	11	10
												165 A	Winthrop	14	5
												165 H	Winthrop	6	8
												166 H	Appalachian St.	6	5
												166 N	Appalachian St.	0	14
												222 A	UNC Asheville	3	2
												222 H	UNC Asheville	3	4
												223 A	Georgia St.	8	10
												238 A	USC Upstate	7	4
												279 H	The Citadel	20	6
												279 H	The Citadel	7	2
												279 H	The Citadel	5	4
LAST 10 GAMES				117 H	ETSU	5	11	222 A	UNC Asheville	3	2				
				160 H	Ohio St.	11	10	117 H	ETSU	7	8				
				166 H	Appalachian St.	6	5	117 H	ETSU	4	3				
				153 H	Gardner-Webb	3	5	24 A	Clemson	0	2				
				153 H	Gardner-Webb	7	2	95 A	UNC Greensboro	1	2				

Non-Div. I Games:

Furman

Average RPI Win: 187		WON-LOST	WINNING	LAST 10	STRENGTH OF		OPP. STRENGTH	TEAM	ADJ	CONF.	ADJ CONF.
Average RPI Loss: 124		RECORD	PCT. RANK	GAMES	SCHEDULE		OF SCHEDULE	RPI	RPI	RPI	RPI
DIV. I ONLY		17-17-1	.5	146	3-6-1		209	81	181	.48523	181
DIV. I NON-CONF.		9-11-0	.45	173	2-1-0		204	43	209	.4681	209
TOTALS		RPI 1-25	RPI 26-50		W-L RECORDS		RPI 51-100		RPI 101-150		RPI 150+
17-17-1	0-2-0	0-1-0		OVERALL		0-1-0		4-7-0		13-6-1	
12-5-1	0-0-0	0-0-0		HOME		0-0-0		2-5-0		10-0-1	
5-9-0	0-1-0	0-1-0		AWAY		0-0-0		2-1-0		3-6-0	
0-3-0	0-1-0	0-0-0		NEUTRAL		0-1-0		0-1-0		0-0-0	
9-11-0	0-2-0	0-1-0		NON-CONFERENCE		0-1-0		2-6-0		7-1-0	
7-5-0	0-0-0	0-0-0		HOME		0-0-0		2-5-0		5-0-0	
2-3-0	0-1-0	0-0-		AWAY		0-0-0		0-0-0		2-1-0	
0-3-0	0-1-0	0-0-0		NEUTRAL		0-1-0		0-1-0		0-0-0	
8-6-1	0-0-0	0-0-0		CONFERENCE		0-0-0		2-1-0		6-5-1	
5-0-1	0-0-0	0-0-0		HOME		0-0-0		0-0-0		5-0-1	
3-6-0	0-0-0	0-0-0		AWAY		0-0-0		2-1-0		1-5-0	
0-0-0	0-0-0	0-0-0		NEUTRAL		0-0-0		0-0-0		0-0-0	
RPI S	Opponent	Score		RPI S	Opponent	Score		RPI S	Opponent	Score	
3 A	Vanderbilt	4	5	33 A	Kentucky	0	15	94 N	North Florida	2	9
8 N	Tennessee	3	6					101 H	Memphis	4	12
								101 H	Memphis	4	10
								101 H	Memphis	6	9
								128 H	Eastern Ill.	5	4
								128 H	Eastern Ill.	10	9
								128 H	Eastern Ill.	1	8
								130 H	Austin Peay	3	5
								146 A	FIU	1	2
								146 A	FIU	5	4
								146 A	FIU	15	1
								147 N	La.-Monroe	3	4
								152 H	UAB	5	4
								152 H	UAB	5	3
								152 H	UAB	6	5
								164 H	Murray St.	9	5
								175 A	Eastern Ky.	12	9
								184 A	Marshall	7	11
								184 A	Marshall	16	11
								184 A	Marshall	2	8
								186 A	Middle Tenn.	4	13
								186 A	Middle Tenn.	10	13
								186 A	Middle Tenn.	4	11
								190 A	Lipscomb	1	3
								198 H	Charlotte	13	13
								198 H	Charlotte	8	5
								198 H	Charlotte	8	4
								213 A	Belmont	12	7
								213 H	Belmont	8	7
LAST 10 GAMES											
	184 A	Marshall	16	11		8 N	Tennessee	3	6		
	184 A	Marshall	7	11		128 H	Eastern Ill.	5	4		
	198 H	Charlotte	8	5		213 A	Belmont	12	7		
	198 H	Charlotte	8	4		184 A	Marshall	2	8		
	101 H	Memphis	4	12		213 H	Belmont	8	7		

Non-Div. I Games:

Western Ky.

RPI	S	Opponent	Score	
213	H	Belmont	8	7
278	H	Northern Ky.	5	4
278	H	Northern Ky.	19	2
278	H	Northern Ky.	9	6

Western Ky.

W  
e  
s  
t  
e  
r  
n  
K  
y  
.

W  
e  
s  
t  
e  
r  
n  
K  
y  
.

Average RPI Win:	206	WON-LOST RECORD	WINNING PCT. RANK	LAST 10 GAMES	STRENGTH OF SCHEDULE	OPP. STRENGTH OF SCHEDULE	TEAM RPI	ADJ RPI	CONF. RPI	ADJ CONF. RPI	
DIV. I ONLY		21-14-0	.684	9-1-0	289	159	182	.4834	182	28	28
DIV. I NON-CONF.		12-11-0	.52174	4-0-0	245	159	160	.49616	160	27	27
<hr/>											
TOTALS	RPI 1-25	RPI 26-50		W-L RECORDS		RPI 51-100		RPI 101-150		RPI 150+	
21-14-0	0-0-0	1-0-0		OVERALL		1-3-0		3-2-0		16-9-0	
7-1-0	0-0-0	0-0-0		HOME		1-0-0		2-1-0		4-0-0	
14-10-0	0-0-0	1-0-0		AWAY		0-3-0		1-1-0		12-6-0	
0-3-0	0-0-0	0-0-0		NEUTRAL		0-0-0		0-0-0		0-3-0	
<hr/>											
12-11-0	0-0-0	1-0-0		NON-CONFERENCE		1-3-0		1-1-0		9-7-0	
5-0-0	0-0-0	0-0-0		HOME		1-0-0		0-0-0		4-0-0	
7-8-0	0-0-0	1-0-		AWAY		0-3-0		1-1-0		5-4-0	
0-3-0	0-0-0	0-0-0		NEUTRAL		0-0-0		0-0-0		0-3-0	
<hr/>											
9-3-0	0-0-0	0-0-0		CONFERENCE		0-0-0		2-1-0		7-2-0	
2-1-0	0-0-0	0-0-0		HOME		0-0-0		2-1-0		0-0-0	
7-2-0	0-0-0	0-0-0		AWAY		0-0-0		0-0-0		7-2-0	
0-0-0	0-0-0	0-0-0		NEUTRAL		0-0-0		0-0-0		0-0-0	
<hr/>											
RPI	S	Opponent	Score	RPI	S	Opponent	Score	RPI	S	Opponent	Score
				27	A	UConn	10 3	59	A	Campbell	2 3
								59	A	Campbell	3 6
								59	A	Campbell	6 11
								74	H	St. John's (NY)	4 3
										123	H Marist
											4 2
										123	H Marist
											2 11
										123	H Marist
											9 6
										144	A James Madison
											2 4
										144	A James Madison
											9 2
										170	N Penn St.
											4 5
										170	N Penn St.
											2 4
										170	N Penn St.
											5 6
										171	H Fordham
											6 5
										193	H Yale
											10 9
										214	A Brown
											8 9
										214	A Brown
											7 6
										214	A Brown
											3 5
										214	A Brown
											13 8
										215	A Delaware
											4 7
										215	A Delaware
											3 2
										215	A Delaware
											8 2
										225	A LIU Brooklyn
											3 4
										231	A Siena
											4 2
										231	A Siena
											0 3
										231	A Siena
											6 4
				LAST 10 GAMES						233	H Central Conn. St.
											5 2
				299	A	Saint Peter's	7 2	59	A	Campbell	6 11
										235	H Sacred Heart
				252	A	Hofstra	9 7				7 0
								266	A	Iona	9 7
				266	A	Iona	3 4				3 0
								231	A	Siena	0 3
										299	A Saint Peter's
				225	A	LIU Brooklyn	3 4				8 2
										266	A Iona
				59	A	Campbell	3 6				3 1
								214	A	Brown	13 8
										266	A Iona
											3 4

Non-Div. I Games:

Fairfield

RPI	S	Opponent	Score	
299	A	Saint Peter's	8	2
299	A	Saint Peter's	7	2
299	A	Saint Peter's	17	1

Fairfield

F  
a  
i  
r  
f  
i  
e  
l  
d

F  
a  
i  
r  
f  
i  
e  
l  
d

W  
o  
f  
f  
o  
r  
d

Wofford



RPI	S	Opponent	Score	
249	H	VMI	19	4
249	H	VMI	15	4
249	H	VMI	4	5
269	N	Charleston So.	3	4
277	A	Florida A&M	1	2
277	A	Florida A&M	14	11
277	A	Florida A&M	4	9
295	H	UMES	13	5
295	H	UMES	9	0

Wofford

W  
o  
f  
f  
o  
r  
d

W  
o  
f  
f  
o  
r  
d

Average RPI Win: 215		WON-LOST RECORD	WINNING PCT. RANK	LAST 10 GAMES	STRENGTH OF SCHEDULE	OPP. STRENGTH OF SCHEDULE	TEAM RPI	ADJ RPI	CONF. RPI	ADJ CONF. RPI				
Average RPI Loss: 114														
DIV. I ONLY		21-15-0	.58333	94	5-5-0	246	124	184	.48197	184	11	11		
DIV. I NON-CONF.		13-8-0	.61905	92	2-1-0	281	161	198	.47314	198	11	11		
<hr/>														
TOTALS		RPI 1-25	RPI 26-50		W-L RECORDS		RPI 51-100		RPI 101-150		RPI 150+			
21-15-0		0-1-0	0-3-0		OVERALL		0-4-0		3-2-0		18-5-0			
13-6-0		0-1-0	0-1-0		HOME		0-0-0		3-1-0		10-3-0			
5-5-0		0-0-0	0-1-0		AWAY		0-3-0		0-0-0		5-1-0			
3-4-0		0-0-0	0-1-0		NEUTRAL		0-1-0		0-1-0		3-1-0			
13-8-0		0-1-0	0-3-0		NON-CONFERENCE		0-1-0		1-1-0		12-2-0			
7-3-0		0-1-0	0-1-0		HOME		0-0-0		1-0-0		6-1-0			
3-1-0		0-0-0	0-0-		AWAY		0-0-0		0-0-0		3-0-0			
3-4-0		0-0-0	0-1-0		NEUTRAL		0-1-0		0-1-0		3-1-0			
8-7-0		0-0-0	0-0-0		CONFERENCE		0-3-0		2-1-0		6-3-0			
6-3-0		0-0-0	0-0-0		HOME		0-0-0		2-1-0		4-2-0			
2-4-0		0-0-0	0-0-0		AWAY		0-3-0		0-0-0		2-1-0			
0-0-0		0-0-0	0-0-0		NEUTRAL		0-0-0		0-0-0		0-0-0			
RPI	S	Opponent	Score		RPI	S	Opponent	Score		RPI	S	Opponent	Score	
14	H	West Virginia	3	15	45	A	Virginia Tech	0	7	54	A	Southern Miss.	3	10
					45	H	Virginia Tech	3	11	54	A	Southern Miss.	3	4
					49	N	Indiana St.	1	4	54	A	Southern Miss.	10	11
										86	N	Iowa	0	10
										113	H	Western Caro.	10	9
										146	H	FIU	0	3
										146	H	FIU	7	4
										146	H	FIU	16	5
										149	N	Milwaukee	3	5
										178	H	Binghamton	4	3
										178	H	Binghamton	1	3
										181	H	Western Ky.	8	2
										181	H	Western Ky.	11	7
										181	H	Western Ky.	11	16
										186	H	Middle Tenn.	7	0
										186	H	Middle Tenn.	5	10
										186	H	Middle Tenn.	13	3
										196	A	UNCW	1	0
										198	A	Charlotte	5	8
										198	A	Charlotte	5	4
										198	A	Charlotte	12	6
										220	N	Pittsburgh	7	2
										246	A	Ohio	6	1
										246	H	Ohio	4	3
										249	A	VMI	7	6
										266	N	Iona	8	3
										266	N	Iona	9	8
										270	N	George Mason	4	9
										280	H	Eastern Mich.	6	1
										280	H	Eastern Mich.	8	5
										280	H	Eastern Mich.	10	3
LAST 10 GAMES														
					181	H	Western Ky.	11	16	280	H	Eastern Mich.	8	5
					181	H	Western Ky.	11	7	246	H	Ohio	4	3
					54	A	Southern Miss.	3	4	181	H	Western Ky.	8	2
					249	A	VMI	7	6	45	A	Virginia Tech	0	7
					178	H	Binghamton	4	3	54	A	Southern Miss.	10	11

Non-Div. I Games:

Marshall

RPI	S	Opponent	Score	
280	H	Eastern Mich.	25	3

Marshall

M  
a  
r  
s  
h  
a  
l  
l

M  
a  
r  
s  
h  
a  
l  
l

Omaha

[illegible]

**Non-Div. I Games:**

Middle Tenn.

Average RPI Win: 155		WON-LOST	WINNING	LAST 10	STRENGTH OF		OPP. STRENGTH	TEAM	ADJ		CONF.	ADJ CONF.
Average RPI Loss: 79		RECORD	PCT. RANK	GAMES	SCHEDULE		OF SCHEDULE	RPI	RPI		RPI	RPI
DIV. I ONLY		9-25-0	.26471	273	42		136	187	.48107		187	8
DIV. I NON-CONF.		8-17-0	.32	226	26		146	155	.49836		155	7
TOTALS		RPI 1-25	RPI 26-50		W-L RECORDS		RPI 51-100		RPI 101-150		RPI 150+	
9-25-0		0-1-0	2-13-0		OVERALL		1-2-0		1-3-0		5-6-0	
4-3-0		0-0-0	2-1-0		HOME		0-1-0		0-1-0		2-0-0	
3-14-0		0-0-0	0-8-0		AWAY		1-1-0		1-0-0		1-5-0	
2-8-0		0-1-0	0-4-0		NEUTRAL		0-0-0		0-2-0		2-1-0	
8-17-0		0-1-0	2-10-0		NON-CONFERENCE		1-0-0		1-3-0		4-3-0	
4-2-0		0-0-0	2-1-0		HOME		0-0-0		0-1-0		2-0-0	
3-7-0		0-0-0	0-0-		AWAY		1-0-0		1-0-0		1-2-0	
1-8-0		0-1-0	0-4-0		NEUTRAL		0-0-0		0-2-0		1-1-0	
1-8-0		0-0-0	0-3-0		CONFERENCE		0-2-0		0-0-0		1-3-0	
0-1-0		0-0-0	0-0-0		HOME		0-1-0		0-0-0		0-0-0	
0-7-0		0-0-0	0-3-0		AWAY		0-1-0		0-0-0		0-3-0	
1-0-0		0-0-0	0-0-0		NEUTRAL		0-0-0		0-0-0		1-0-0	
RPI S	Opponent	Score	RPI S	Opponent	Score	RPI S	Opponent	Score	RPI S	Opponent	Score	
22 N	NC State	0 5	27 N	UConn	4 17	64 A	Michigan	2 16	113 N	Western Caro.	4 6	
			27 N	UConn	6 10	64 H	Michigan	3 6	121 A	Notre Dame	3 2	
			27 N	UConn	3 9	88 A	Arizona	9 5	135 H	Central Mich.	6 8	
			27 N	UConn	1 6				143 N	Kent St.	2 12	
			35 A	Arizona St.	2 13				157 A	New Orleans	4 6	
			35 A	Arizona St.	5 8				157 A	New Orleans	8 4	
			35 A	Arizona St.	0 8				157 A	New Orleans	1 4	
			38 A	Nebraska	1 4				160 N	Ohio St.	7 1	
			38 A	Nebraska	2 6				166 N	Appalachian St.	6 9	
			38 A	Nebraska	2 5				168 A	Rutgers	2 4	
			39 A	Coastal Caro.	0 13				168 A	Rutgers	3 6	
			39 A	Coastal Caro.	5 12				168 A	Rutgers	0 8	
			49 H	Indiana St.	1 0				247 H	Western Mich.	3 2	
			49 H	Indiana St.	1 2				247 N	Western Mich.	5 2	
			49 H	Indiana St.	6 0				280 H	Eastern Mich.	5 3	
LAST 10 GAMES												
			135 H	Central Mich.	6 8	168 A	Rutgers	0 8				
			113 N	Western Caro.	4 6	168 A	Rutgers	3 6				
			39 A	Coastal Caro.	5 12	168 A	Rutgers	2 4				
			27 N	UConn	3 9	121 A	Notre Dame	3 2				
			280 H	Eastern Mich.	5 3	49 H	Indiana St.	6 0				

Non-Div. I Games:

Michigan St.

Average RPI Win:	206	WON-LOST	WINNING	LAST 10	STRENGTH OF	OPP. STRENGTH	TEAM	ADJ	CONF.	ADJ CONF.	
Average RPI Loss:	166	RECORD	PCT. RANK	GAMES	SCHEDULE	OF SCHEDULE	RPI	RPI	RPI	RPI	
DIV. I ONLY	16-15-0	.51613	137	5-5-0	255	216	188	.48019	188	27	27
DIV. I NON-CONF.	7-9-0	.4375	179	0-1-0	233	55	171	.48801	171	28	28
<hr/>											
TOTALS	RPI 1-25	RPI 26-50		W-L RECORDS		RPI 51-100		RPI 101-150		RPI 150+	
16-15-0	1-0-0	0-1-0		OVERALL		0-1-0		3-3-0		12-10-0	
0-3-0	0-0-0	0-0-0		HOME		0-0-0		0-0-0		0-3-0	
10-7-0	0-0-0	0-1-0		AWAY		0-1-0		2-2-0		8-3-0	
6-5-0	1-0-0	0-0-0		NEUTRAL		0-0-0		1-1-0		4-4-0	
7-9-0	1-0-0	0-1-0		NON-CONFERENCE		0-1-0		3-3-0		3-4-0	
0-0-0	0-0-0	0-0-0		HOME		0-0-0		0-0-0		0-0-0	
3-5-0	0-0-0	0-0-		AWAY		0-1-0		2-2-0		1-1-0	
4-4-0	1-0-0	0-0-0		NEUTRAL		0-0-0		1-1-0		2-3-0	
9-6-0	0-0-0	0-0-0		CONFERENCE		0-0-0		0-0-0		9-6-0	
0-3-0	0-0-0	0-0-0		HOME		0-0-0		0-0-0		0-3-0	
7-2-0	0-0-0	0-0-0		AWAY		0-0-0		0-0-0		7-2-0	
2-1-0	0-0-0	0-0-0		NEUTRAL		0-0-0		0-0-0		2-1-0	
RPI S	Opponent	Score	RPI S	Opponent	Score	RPI S	Opponent	Score	RPI S	Opponent	Score
23 N	Missouri	6 3	44 A	Alabama	4 5	73 A	Minnesota	1 5	110 A	Little Rock	9 4
									110 A	Little Rock	8 6
									110 A	Little Rock	3 10
									110 A	Little Rock	6 7
									146 N	FIU	1 4
									146 N	FIU	4 3
									174 A	Central Ark.	3 8
									174 A	Central Ark.	7 5
									177 N	Northeastern	9 12
									177 N	Northeastern	7 13
									185 H	Omaha	4 9
									185 H	Omaha	10 12
									185 H	Omaha	7 11
									212 A	Oral Roberts	0 1
									212 A	Oral Roberts	2 1
									212 A	Oral Roberts	9 8
									226 N	UT Martin	15 3
									226 N	UT Martin	7 1
									226 N	UT Martin	4 5
									228 N	North Dakota St.	10 9
									228 N	North Dakota St.	2 6
									228 N	North Dakota St.	5 2
									255 A	Western Ill.	7 6
									255 A	Western Ill.	7 4
									255 A	Western Ill.	6 10
									297 A	Purdue Fort Wayne	8 0
									297 A	Purdue Fort Wayne	5 4
				</							

Non-Div. I Games:

South Dakota St.

RPI	S	Opponent	Score	
297	A	Purdue Fort Wayne	12	2




South Dakota St.

S  
o  
u  
t  
h  
D  
a  
k  
o  
t  
a  
S  
t  
.

S  
o  
u  
t  
h  
D  
a  
k  
o  
t  
a  
S  
t  
.



U  
I  
C

 Tie,  Loss,  Non-Conf, S Site, H Home, A Away, N Neutral Page 217

Average RPI Win: 206		WON-LOST	WINNING	LAST 10	STRENGTH OF		OPP. STRENGTH	TEAM	ADJ	CONF.	ADJ CONF.
Average RPI Loss: 112		RECORD	PCT. RANK	GAMES	SCHEDULE		OF SCHEDULE	RPI	RPI	RPI	RPI
DIV. I ONLY		19-17-0	.52778	134	5-5-0		220	122	190	.47764	190
DIV. I NON-CONF.		16-11-0	.59259	104	5-2-0		267	91	193	.47475	193
TOTALS		RPI 1-25	RPI 26-50		W-L RECORDS		RPI 51-100		RPI 101-150		RPI 150+
19-17-0	0-2-0	0-1-0		OVERALL		0-6-0		2-4-0		17-4-0	
16-6-0	0-0-0	0-1-0		HOME		0-3-0		2-0-0		14-2-0	
3-10-0	0-1-0	0-0-0		AWAY		0-3-0		0-4-0		3-2-0	
0-1-0	0-1-0	0-0-0		NEUTRAL		0-0-0		0-0-0		0-0-0	
16-11-0	0-2-0	0-1-0		NON-CONFERENCE		0-3-0		2-1-0		14-4-0	
13-6-0	0-0-0	0-1-0		HOME		0-3-0		2-0-0		11-2-0	
3-4-0	0-1-0	0-0-0		AWAY		0-0-0		0-1-0		3-2-0	
0-1-0	0-1-0	0-0-0		NEUTRAL		0-0-0		0-0-0		0-0-0	
3-6-0	0-0-0	0-0-0		CONFERENCE		0-3-0		0-3-0		3-0-0	
3-0-0	0-0-0	0-0-0		HOME		0-0-0		0-0-0		3-0-0	
0-6-0	0-0-0	0-0-0		AWAY		0-3-0		0-3-0		0-0-0	
0-0-0	0-0-0	0-0-0		NEUTRAL		0-0-0		0-0-0		0-0-0	
RPI S	Opponent	Score		RPI S	Opponent	Score		RPI S	Opponent	Score	
3 N	Vanderbilt	1	15	33 H	Kentucky	2	6	76 H	Xavier	1	10
8 A	Tennessee	2	11					76 H	Xavier	6	7
								76 H	Xavier	2	4
								100 A	Jacksonville	2	3
								100 A	Jacksonville	4	5
								100 A	Jacksonville	5	6
								101 H	Memphis	3	2
								130 A	Austin Peay	11	12
								130 H	Austin Peay	9	8
								136 A	FGCU	3	5
								136 A	FGCU	9	10
								136 A	FGCU	2	6
								160 A	Ohio St.	3	14
								160 A	Ohio St.	9	3
								160 A	Ohio St.	6	7
								181 H	Western Ky.	3	1
								186 A	Middle Tenn.	8	6
								186 H	Middle Tenn.	12	10
								205 H	Hartford	9	8
								205 H	Hartford	7	0
								213 A	Belmont	18	3
								217 H	Kennesaw St.	6	3
								217 H	Kennesaw St.	4	3
								217 H	Kennesaw St.	13	2
								218 H	Toledo	12	6
								229 H	Valparaiso	6	0
								229 H	Valparaiso	6	8
								245 H	Texas Southern	11	1
								245 H	Texas Southern	11	5
								245 H	Texas Southern	17	2
								247 H	Western Mich.	5	17
								247 H	Western Mich.	13	5
								274 H	Tennessee Tech	4	1
LAST 10 GAMES				245 H	Texas Southern	11	5	245 H	Texas Southern	11	1
				245 H	Texas Southern	17	2	33 H	Kentucky	2	6
				76 H	Xavier	2	4	8 A	Tennessee	2	11
				247 H	Western Mich.	13	5	136 A	FGCU	2	6
				186 H	Middle Tenn.	12	10	136 A	FGCU	9	10

Non-Div. I Games:

Lipscomb

Average RPI Win:	217	WON-LOST	WINNING	LAST 10	STRENGTH OF	OPP. STRENGTH	TEAM	ADJ	CONF.	ADJ CONF.		
Average RPI Loss:	84	RECORD	PCT. RANK	GAMES	SCHEDULE	OF SCHEDULE	RPI	RPI	RPI	RPI		
DIV. I ONLY		7-22-0	.24138	282	5-5-0	31	199	191	.47623	191	22	22
DIV. I NON-CONF.		1-17-0	.05556	294	0	2	138	202	.4716	202	19	19
<hr/>												
TOTALS	RPI 1-25	RPI 26-50		W-L RECORDS		RPI 51-100		RPI 101-150		RPI 150+		
7-22-0	0-3-0	0-1-0		OVERALL		0-13-0		1-3-0		6-2-0		
5-1-0	0-0-0	0-0-0		HOME		0-0-0		0-0-0		5-1-0		
2-21-0	0-3-0	0-1-0		AWAY		0-13-0		1-3-0		1-1-0		
0-0-0	0-0-0	0-0-0		NEUTRAL		0-0-0		0-0-0		0-0-0		
1-17-0	0-3-0	0-1-0		NON-CONFERENCE		0-10-0		1-3-0		0-0-0		
0-0-0	0-0-0	0-0-0		HOME		0-0-0		0-0-0		0-0-0		
1-17-0	0-3-0	0-0-		AWAY		0-10-0		1-3-0		0-0-0		
0-0-0	0-0-0	0-0-0		NEUTRAL		0-0-0		0-0-0		0-0-0		
6-5-0	0-0-0	0-0-0		CONFERENCE		0-3-0		0-0-0		6-2-0		
5-1-0	0-0-0	0-0-0		HOME		0-0-0		0-0-0		5-1-0		
1-4-0	0-0-0	0-0-0		AWAY		0-3-0		0-0-0		1-1-0		
0-0-0	0-0-0	0-0-0		NEUTRAL		0-0-0		0-0-0		0-0-0		
<hr/>												
RPI S	Opponent	Score		RPI S	Opponent	Score		RPI S	Opponent	Score		
10 A	Mississippi St.	1	5	44 A	Alabama	0	16	62 A	Florida St.	3	16	
10 A	Mississippi St.	2	9					62 A	Florida St.	0	11	
10 A	Mississippi St.	8	9					62 A	Florida St.	1	9	
								62 A	Florida St.	5	6	
								68 A	Liberty	0	7	
								68 A	Liberty	2	3	
								68 A	Liberty	1	7	
								77 A	Maryland	6	9	
								77 A	Maryland	0	4	
								77 A	Maryland	3	5	
								99 A	Stony Brook	3	8	
								99 A	Stony Brook	0	2	
								99 A	Stony Brook	3	5	

Non-Div. I Games:

Maine

[illegible]

**Non-Div. I Games:**

Southern U.

RPI	S	Opponent	Score	
289	H	Ark.-Pine Bluff	16	4
289	H	Ark.-Pine Bluff	9	4
293	H	Prairie View	8	5
293	H	Prairie View	6	10
293	H	Prairie View	26	4
294	H	Alcorn	11	1
294	N	Alcorn	12	9

Southern U.

S  
o  
u  
t  
h  
e  
r  
n  
U  
.

S  
o  
u  
t  
h  
e  
r  
n  
U  
.

Average RPI Win: 191		WON-LOST RECORD		WINNING PCT. RANK		LAST 10 GAMES		STRENGTH OF SCHEDULE		OPP. STRENGTH OF SCHEDULE		TEAM RPI		ADJ RPI		CONF. RPI		ADJ CONF. RPI	
DIV. I ONLY		11-21-0		.34375 243		2-8-0		152		209		194		.47487 193		19		20	
DIV. I NON-CONF.		6-14-0		.3 236		0-3-0		76		217		156		.49746 156		14		14	
TOTALS		RPI 1-25		RPI 26-50		W-L RECORDS		RPI 51-100		RPI 101-150		RPI 150+							
11-21-0		0-3-0		0-0-0		OVERALL		0-2-0		2-5-0		9-11-0							
3-5-0		0-0-0		0-0-0		HOME		0-0-0		0-0-0		3-5-0							
8-16-0		0-3-0		0-0-0		AWAY		0-2-0		2-5-0		6-6-0							
0-0-0		0-0-0		0-0-0		NEUTRAL		0-0-0		0-0-0		0-0-0							
6-14-0		0-3-0		0-0-0		NON-CONFERENCE		0-2-0		1-3-0		5-6-0							
1-1-0		0-0-0		0-0-0		HOME		0-0-0		0-0-0		1-1-0							
5-13-0		0-3-0		0-0-		AWAY		0-2-0		1-3-0		4-5-0							
0-0-0		0-0-0		0-0-0		NEUTRAL		0-0-0		0-0-0		0-0-0							
5-7-0		0-0-0		0-0-0		CONFERENCE		0-0-0		1-2-0		4-5-0							
2-4-0		0-0-0		0-0-0		HOME		0-0-0		0-0-0		2-4-0							
3-3-0		0-0-0		0-0-0		AWAY		0-0-0		1-2-0		2-1-0							
0-0-0		0-0-0		0-0-0		NEUTRAL		0-0-0		0-0-0		0-0-0							
RPI	S	Opponent		Score		RPI	S	Opponent		Score		RPI	S	Opponent		Score			
25	A	Florida		5	6							70	A	UCF		1	8		
25	A	Florida		3	4							70	A	UCF		5	7		
25	A	Florida		1	15									Harvard		8	10		
														Harvard		8	7		
														Harvard		0	3		
														New Mexico St.		6	13		
														New Mexico St.		6	14		
														New Mexico St.		6	19		
														New Mexico St.		4	2		
														New Orleans		4	1		
														New Orleans		7	8		
														New Orleans		8	6		
														Columbia		2	3		
														Columbia		1	4		
														Columbia		2	8		
														Fairfield		9	10		
														Hartford		7	11		
														Quinnipiac		8	12		
														Quinnipiac		11	2		
														Cornell		7	2		
														Cornell		2	0		
														Cornell		0	3		
														Brown		7	8		
														Brown		11	3		
														Brown		15	3		
														Stetson		5	7		
														Stetson		13	3		
														Stetson		7	3		
														Sacred Heart		8	9		
LAST 10 GAMES																			
						214	A	Brown		15	3	214	A	Brown		11	3		
						232	A	Stetson		7	3	126	A	Harvard		0	3		
						232	A	Stetson		5	7	162	H	Columbia		2	3		
						157	A	New Orleans		8	6	145	A	New Mexico St.		4	2		
						157	A	New Orleans		7	8	210	H	Cornell		2	0		

Non-Div. I Games:

Yale

Average RPI Win:		175	WON-LOST RECORD		WINNING PCT. RANK		LAST 10 GAMES		STRENGTH OF SCHEDULE		OPP. STRENGTH OF SCHEDULE		TEAM RPI		ADJ RPI		CONF. RPI		ADJ CONF. RPI	
DIV. I ONLY			13-24-0		.35135 240		4-6-0		83		147		195		.47478 194		12		12	
DIV. I NON-CONF.			6-11-0		.35294 214		0-3-0		33		185		180		.4816 180		12		12	
TOTALS		RPI 1-25		RPI 26-50		W-L RECORDS		RPI 51-100		RPI 101-150		RPI 150+								
13-24-0		0-1-0		1-7-0		OVERALL		0-2-0		5-7-0		7-7-0								
10-11-0		0-0-0		1-3-0		HOME		0-0-0		3-2-0		6-6-0								
3-13-0		0-1-0		0-4-0		AWAY		0-2-0		2-5-0		1-1-0								
0-0-0		0-0-0		0-0-0		NEUTRAL		0-0-0		0-0-0		0-0-0								
6-11-0		0-1-0		1-4-0		NON-CONFERENCE		0-2-0		0-3-0		5-1-0								
6-5-0		0-0-0		1-3-0		HOME		0-0-0		0-2-0		5-0-0								
0-6-0		0-1-0		0-0-		AWAY		0-2-0		0-1-0		0-1-0								
0-0-0		0-0-0		0-0-0		NEUTRAL		0-0-0		0-0-0		0-0-0								
7-13-0		0-0-0		0-3-0		CONFERENCE		0-0-0		5-4-0		2-6-0								
4-6-0		0-0-0		0-0-0		HOME		0-0-0		3-0-0		1-6-0								
3-7-0		0-0-0		0-3-0		AWAY		0-0-0		2-4-0		1-0-0								
0-0-0		0-0-0		0-0-0		NEUTRAL		0-0-0		0-0-0		0-0-0								
RPI	S	Opponent		Score		RPI	S	Opponent		Score		RPI	S	Opponent		Score				
13	A	Texas A&M		7	10	34	A	Texas		2	7	79	A	Tulane		10	22			
						36	H	Houston		7	8	79	A	Tulane		1	9			
						41	H	BYU		3	1			Northwestern St.		2	5			
						41	H	BYU		0	4			Northwestern St.		4	3			
						41	H	BYU		2	4			Northwestern St.		6	10			
						50	A	Sam Houston St.		4	8			McNeese		1	6			
						50	A	Sam Houston St.		5	6			McNeese		4	6			
						50	A	Sam Houston St.		6	15			McNeese		2	1			
														Central Mich.		6	10			
														Central Mich.		2	4			
														A&M-Corpus Christi		7	3			
														A&M-Corpus Christi		10	4			
														A&M-Corpus Christi		9	1			
														Rice		5	12			
														UTSA		2	25			
														SFA		3	5			
														SFA		1	4			
														SFA		2	4			
														Nicholls St.		2	4			
														Nicholls St.		5	6			
														Nicholls St.		4	5			
														Southern U.		6	5			
														Houston Baptist		6	3			
														Houston Baptist		11	1			
														LIU Brooklyn		8	4			
														LIU Brooklyn		6	2			
														LIU Brooklyn		2	1			
														Prairie View		7	6			

**Non-Div. I Games:**

Lamar University




Average RPI Win:	154	WON-LOST RECORD	WINNING PCT. RANK	LAST 10 GAMES	STRENGTH OF SCHEDULE	OPP. STRENGTH OF SCHEDULE	TEAM RPI	ADJ RPI	CONF. RPI	ADJ CONF. RPI		
DIV. I ONLY		11-23-0	.32353	250	3-7-0	108	187	196	.47463	195	13	13
DIV. I NON-CONF.		8-17-0	.32	226	1-2-0	37	148	150	.50112	150	13	13
<hr/>												
TOTALS	RPI 1-25	RPI 26-50		W-L RECORDS		RPI 51-100		RPI 101-150		RPI 150+		
11-23-0	0-0-0	1-5-0		OVERALL		1-6-0		5-4-0		4-8-0		
5-6-0	0-0-0	1-4-0		HOME		0-1-0		2-0-0		2-1-0		
6-15-0	0-0-0	0-1-0		AWAY		1-5-0		3-4-0		2-5-0		
0-2-0	0-0-0	0-0-0		NEUTRAL		0-0-0		0-0-0		0-2-0		
8-17-0	0-0-0	1-5-0		NON-CONFERENCE		1-6-0		5-4-0		1-2-0		
3-5-0	0-0-0	1-4-0		HOME		0-1-0		2-0-0		0-0-0		
5-10-0	0-0-0	0-0-		AWAY		1-5-0		3-4-0		1-0-0		
0-2-0	0-0-0	0-0-0		NEUTRAL		0-0-0		0-0-0		0-2-0		
3-6-0	0-0-0	0-0-0		CONFERENCE		0-0-0		0-0-0		3-6-0		
2-1-0	0-0-0	0-0-0		HOME		0-0-0		0-0-0		2-1-0		
1-5-0	0-0-0	0-0-0		AWAY		0-0-0		0-0-0		1-5-0		
0-0-0	0-0-0	0-0-0		NEUTRAL		0-0-0		0-0-0		0-0-0		
RPI	S	Opponent	Score	RPI	S	Opponent	Score	RPI	S	Opponent	Score	
				38	H	Nebraska	6 21					
				38	H	Nebraska	10 9					
				38	H	Nebraska	6 10					
				38	H	Nebraska	1 7					
				46	A	Loyola Marymount	4 5					
				46	H	Loyola Marymount	1 5					

Non-Div. I Games:

UC Riverside



**Non-Div. I Games:**

 Tie,  Loss,  Non-Conf, S Site, H Home, A Away, N Neutral Page 225

Average RPI Win:	249	WON-LOST RECORD		WINNING PCT. RANK		LAST 10 GAMES		STRENGTH OF SCHEDULE		OPP. STRENGTH OF SCHEDULE		TEAM RPI		ADJ RPI		CONF. RPI		ADJ CONF. RPI	
DIV. I ONLY		12-22-0		.35294	238	5-5-0		136		274		198		.47366	197	26		26	
DIV. I NON-CONF.		5-15-0		.25	256	1-1-0		110		230		199		.47311	199	26		26	
<hr/>																			
TOTALS		RPI 1-25		RPI 26-50		W-L RECORDS		RPI 51-100		RPI 101-150		RPI 150+							
12-22-0		0-0-0		0-0-0		OVERALL		0-3-0		1-6-0		11-13-0							
3-5-0		0-0-0		0-0-0		HOME		0-0-0		0-0-0		3-5-0							
9-16-0		0-0-0		0-0-0		AWAY		0-3-0		1-5-0		8-8-0							
0-1-0		0-0-0		0-0-0		NEUTRAL		0-0-0		0-1-0		0-0-0							
5-15-0		0-0-0		0-0-0		NON-CONFERENCE		0-3-0		1-6-0		4-6-0							
0-1-0		0-0-0		0-0-0		HOME		0-0-0		0-0-0		0-1-0							
5-13-0		0-0-0		0-0-		AWAY		0-3-0		1-5-0		4-5-0							
0-1-0		0-0-0		0-0-0		NEUTRAL		0-0-0		0-1-0		0-0-0							
7-7-0		0-0-0		0-0-0		CONFERENCE		0-0-0		0-0-0		7-7-0							
3-4-0		0-0-0		0-0-0		HOME		0-0-0		0-0-0		3-4-0							
4-3-0		0-0-0		0-0-0		AWAY		0-0-0		0-0-0		4-3-0							
0-0-0		0-0-0		0-0-0		NEUTRAL		0-0-0		0-0-0		0-0-0							
RPI	S	Opponent	Score	RPI	S	Opponent	Score	RPI	S	Opponent	Score	RPI	S	Opponent	Score				
								63	A	VCU	3 6	107	A	Elon	1 9				
								63	A	VCU	3 7	107	A	Elon	0 8				
								63	A	VCU	6 7	107	A	Elon	1 5				
												144	A	James Madison	3 5				
												144	A	James Madison	9 6				
												144	A	James Madison	4 14				
												150	N	Penn	3 19				
												161	H	Navy	1 10				
												161	H	Navy	9 11				
												161	H	Navy	13 24				
												168	H	Rutgers	3 9				
												183	A	Wofford	1 12				
												183	A	Wofford	3 13				
												183	A	Wofford	6 7				
												207	A	Army West Point	2 4				
												207	A	Army West Point	2 10				
												207	A	Army West Point	6 3				
												238	A	USC Upstate	0 5				
												239	A	Saint Joseph's	3 1				
												244	A	N.C. Central	2 1				
												244	A	N.C. Central	16 10				
												244	A	N.C. Central	1 9				
						LAST 10 GAMES													
						288	A	Villanova	8 6			207	A	Army West Point	2 10	256	A	Lehigh	10 9
						144	A	James Madison	9 6			161	H	Navy	13 24	256	A	Lehigh	4 1
						144	A	James Madison	4 14			256	A	Lehigh	9 16	256	A	Lehigh	14 2
						284	H	Bucknell	6 5			256	H	Lehigh	1 12	256	A	Lehigh	9 16
						256	A	Lehigh	10 9			207	A	Army West Point	6 3	256	H	Lehigh	1 12

**Non-Div. I Games:**

Lafayette

RPI	S	Opponent	Score	
284	H	Bucknell	10	5
284	H	Bucknell	11	3
284	H	Bucknell	6	5
288	A	Villanova	8	6

Lafayette

L  
a  
f  
a  
y  
e  
t  
t  
e

L  
a  
f  
a  
y  
e  
t  
t  
e

[illegible]

**Non-Div. I Games:**

Charlotte

Average RPI Win:	214	WON-LOST	WINNING	LAST 10	STRENGTH OF	OPP. STRENGTH	TEAM	ADJ	CONF.	ADJ CONF.	
Average RPI Loss:	126	RECORD	PCT. RANK	GAMES	SCHEDULE	OF SCHEDULE	RPI	RPI	RPI	RPI	
DIV. I ONLY	13-25-0	.34211	246	7-3-0	145	208	200	.47348	199	26	26
DIV. I NON-CONF.	5-19-0	.20833	274	2-0-0	133	66	226	.45556	225	26	26
<hr/>											
TOTALS	RPI 1-25	RPI 26-50		W-L RECORDS		RPI 51-100		RPI 101-150		RPI 150+	
13-25-0	0-1-0	0-4-0		OVERALL		0-4-0		2-3-0		11-13-0	
6-3-0	0-0-0	0-0-0		HOME		0-0-0		1-0-0		5-3-0	
6-21-0	0-1-0	0-4-0		AWAY		0-4-0		1-3-0		5-9-0	
1-1-0	0-0-0	0-0-0		NEUTRAL		0-0-0		0-0-0		1-1-0	
<hr/>											
5-19-0	0-1-0	0-4-0		NON-CONFERENCE		0-4-0		2-3-0		3-7-0	
2-0-0	0-0-0	0-0-0		HOME		0-0-0		1-0-0		1-0-0	
2-18-0	0-1-0	0-0-		AWAY		0-4-0		1-3-0		1-6-0	
1-1-0	0-0-0	0-0-0		NEUTRAL		0-0-0		0-0-0		1-1-0	
<hr/>											
8-6-0	0-0-0	0-0-0		CONFERENCE		0-0-0		0-0-0		8-6-0	
4-3-0	0-0-0	0-0-0		HOME		0-0-0		0-0-0		4-3-0	
4-3-0	0-0-0	0-0-0		AWAY		0-0-0		0-0-0		4-3-0	
0-0-0	0-0-0	0-0-0		NEUTRAL		0-0-0		0-0-0		0-0-0	
<hr/>											
RPI S	Opponent	Score		RPI S	Opponent	Score		RPI S	Opponent	Score	
15 A	LSU	2	9	37 A	Baylor	0	12	54 A	Southern Miss.	1	4
				37 A	Baylor	5	8	54 A	Southern Miss.	0	4
				37 A	Baylor	1	6	54 A	Southern Miss.	3	5
				37 A	Baylor	5	8	66 A	Boston College	4	11

Non-Div. I Games:

Holy Cross

RPI	S	Opponent	Score	
284	H	Bucknell	4	8
284	H	Bucknell	6	5

Holy Cross

H  
o  
l  
y  
C  
r  
o  
s  
s

H  
o  
l  
y  
C  
r  
o  
s  
s

Average RPI Win:	167	WON-LOST	WINNING	LAST 10	STRENGTH OF	OPP. STRENGTH	TEAM	ADJ	CONF.	ADJ CONF.	
Average RPI Loss:	81	RECORD	PCT. RANK	GAMES	SCHEDULE	OF SCHEDULE	RPI	RPI	RPI	RPI	
DIV. I ONLY	8-25-0	.24242	279	2-8-0	52	146	201	.47344	200	3	3
DIV. I NON-CONF.	7-14-0	.33333	222	1-0-0	188	206	213	.46712	213	2	2
<hr/>											
TOTALS	RPI 1-25	RPI 26-50		W-L RECORDS		RPI 51-100		RPI 101-150		RPI 150+	
8-25-0	0-3-0	2-6-0		OVERALL		0-10-0		2-3-0		4-3-0	
4-6-0	0-3-0	2-2-0		HOME		0-0-0		0-0-0		2-1-0	
4-19-0	0-0-0	0-4-0		AWAY		0-10-0		2-3-0		2-2-0	
0-0-0	0-0-0	0-0-0		NEUTRAL		0-0-0		0-0-0		0-0-0	
7-14-0	0-0-0	1-1-0		NON-CONFERENCE		0-7-0		2-3-0		4-3-0	
3-1-0	0-0-0	1-0-0		HOME		0-0-0		0-0-0		2-1-0	
4-13-0	0-0-0	0-0-		AWAY		0-7-0		2-3-0		2-2-0	
0-0-0	0-0-0	0-0-0		NEUTRAL		0-0-0		0-0-0		0-0-0	
1-11-0	0-3-0	1-5-0		CONFERENCE		0-3-0		0-0-0		0-0-0	
1-5-0	0-3-0	1-2-0		HOME		0-0-0		0-0-0		0-0-0	
0-6-0	0-0-0	0-3-0		AWAY		0-3-0		0-0-0		0-0-0	
0-0-0	0-0-0	0-0-0		NEUTRAL		0-0-0		0-0-0		0-0-0	
RPI	S	Opponent	Score	RPI	S	Opponent	Score	RPI	S	Opponent	Score
12	H	Stanford	1 7	29	H	Oregon	8 7	53	A	UC Irvine	1 5
12	H	Stanford	2 14	29	H	Oregon	3 21	53	A	UC Irvine	4 8
12	H	Stanford	5 8	29	H	Oregon	8 11	53	A	UC Irvine	1 4
				35	A	Arizona St.	0 6	60	A	California	1 6
				35	A	Arizona St.	7 8	60	A	California	5 9
				35	A	Arizona St.	5 6	60	A	California	0 6
				42	H	Gonzaga	12 10	75	A	Saint Mary's (CA)	3 6
				46	A	Loyola Marymount	2 3	75	A	Saint Mary's (CA)	1 9
								75	A	Saint Mary's (CA)	8 14
								75	A	Saint Mary's (CA)	1 8

Non-Div. I Games:

Washington St.

Average RPI Win:		195	WON-LOST RECORD		WINNING PCT. RANK		LAST 10 GAMES		STRENGTH OF SCHEDULE		OPP. STRENGTH OF SCHEDULE		TEAM RPI		ADJ RPI		CONF. RPI		ADJ CONF. RPI	
DIV. I ONLY			15-19-0		.44118 193		4-6-0		143		217		193		.47338 201		18		18	
DIV. I NON-CONF.			11-14-0		.44 177		1-3-0		77		244		162		.49322 166		23		23	
TOTALS		RPI 1-25		RPI 26-50		W-L RECORDS		RPI 51-100		RPI 101-150		RPI 150+								
15-19-0		0-3-0		2-3-0		OVERALL		0-2-0		4-6-0		9-5-0								
8-8-0		0-2-0		1-1-0		HOME		0-2-0		1-2-0		6-1-0								
2-7-0		0-1-0		1-2-0		AWAY		0-0-0		1-2-0		0-2-0								
5-4-0		0-0-0		0-0-0		NEUTRAL		0-0-0		2-2-0		3-2-0								
11-14-0		0-3-0		2-3-0		NON-CONFERENCE		0-2-0		2-2-0		7-4-0								
5-5-0		0-2-0		1-1-0		HOME		0-2-0		0-0-0		4-0-0								
1-5-0		0-1-0		1-0-		AWAY		0-0-0		0-0-0		0-2-0								
5-4-0		0-0-0		0-0-0		NEUTRAL		0-0-0		2-2-0		3-2-0								
4-5-0		0-0-0		0-0-0		CONFERENCE		0-0-0		2-4-0		2-1-0								
3-3-0		0-0-0		0-0-0		HOME		0-0-0		1-2-0		2-1-0								
1-2-0		0-0-0		0-0-0		AWAY		0-0-0		1-2-0		0-0-0								
0-0-0		0-0-0		0-0-0		NEUTRAL		0-0-0		0-0-0		0-0-0								
RPI	S	Opponent		Score		RPI	S	Opponent		Score		RPI	S	Opponent		Score				
19	H	Creighton		11	12	32	H	Illinois		1	4	74	H	St. John's (NY)		3	16			
19	H	Creighton		4	9	32	H	Illinois		8	3	74	H	St. John's (NY)		2	6			
23	A	Missouri		3	4	46	A	Loyola Marymount		5	7			105 N Miami (OH)		7	9			
						46	A	Loyola Marymount		1	3			105 N Miami (OH)		10	3			
						46	A	Loyola Marymount		7	1			133 A Massachusetts		8	17			
														133 A Massachusetts		9	4			
														133 A Massachusetts		6	7			
														148 H Dayton		2	3			
														148 H Dayton		2	4			
														148 H Dayton		4	3			
														224 A SIUE		0	2			
														232 A Stetson		2	3			
														235 N Sacred Heart		9	7			
														255 N Western Ill.		0	3			
														255 N Western Ill.		8	2			
														255 N Western Ill.		4	5			
														265 H Chicago St.		7	3			
														265 H Chicago St.		8	3			
														265 H Chicago St.		7	5			
														267 H Southeast Mo. St.		15	6			
														268 H St. Bonaventure		4	1			
														268 H St. Bonaventure		5	8			
														268 H St. Bonaventure		5	0			
														275 N Georgetown		7	6			
LAST 10 GAMES																				
						268	H	St. Bonaventure		4	1	267	H	Southeast Mo. St.		15	6			
						268	H	St. Bonaventure		5	0	133	A	Massachusetts		8	17			
						255	N	Western Ill.		0	3	133	A	Massachusetts		9	4			
						105	N	Miami (OH)		10	3	133	A	Massachusetts		6	7			
						268	H	St. Bonaventure		5	8	23	A	Missouri		3	4			

Non-Div. I Games: Rockhurst 4 5

Saint Louis



[illegible]

**Non-Div. I Games:**

Seton Hall

RPI	S	Opponent	Score	
290	A	Fairleigh Dickinson	10	5

Seton Hall

S  
e  
t  
o  
n  
H  
a  
l  
l

S  
e  
t  
o  
n  
H  
a  
l  
l

Average RPI Win:		215	WON-LOST RECORD		WINNING PCT. RANK		LAST 10 GAMES		STRENGTH OF SCHEDULE		OPP. STRENGTH OF SCHEDULE		TEAM RPI		ADJ RPI		CONF. RPI		ADJ CONF. RPI	
DIV. I ONLY			17-20-0		.45946 176		5-5-0		156		192		203		.47179 203		17		17	
DIV. I NON-CONF.			12-13-0		.48 156		1-1-0		156		222		206		.46844 206		18		18	
TOTALS		RPI 1-25		RPI 26-50		W-L RECORDS		RPI 51-100		RPI 101-150		RPI 150+								
17-20-0		0-1-0		2-4-0		OVERALL		1-7-0		1-2-0		13-6-0								
13-12-0		0-1-0		2-4-0		HOME		1-3-0		1-2-0		9-2-0								
4-8-0		0-0-0		0-0-0		AWAY		0-4-0		0-0-0		4-4-0								
0-0-0		0-0-0		0-0-0		NEUTRAL		0-0-0		0-0-0		0-0-0								
12-13-0		0-1-0		2-4-0		NON-CONFERENCE		0-5-0		0-0-0		10-3-0								
11-8-0		0-1-0		2-4-0		HOME		0-1-0		0-0-0		9-2-0								
1-5-0		0-0-0		0-0-		AWAY		0-4-0		0-0-0		1-1-0								
0-0-0		0-0-0		0-0-0		NEUTRAL		0-0-0		0-0-0		0-0-0								
5-7-0		0-0-0		0-0-0		CONFERENCE		1-2-0		1-2-0		3-3-0								
2-4-0		0-0-0		0-0-0		HOME		1-2-0		1-2-0		0-0-0								
3-3-0		0-0-0		0-0-0		AWAY		0-0-0		0-0-0		3-3-0								
0-0-0		0-0-0		0-0-0		NEUTRAL		0-0-0		0-0-0		0-0-0								
RPI	S	Opponent		Score		RPI	S	Opponent		Score		RPI	S	Opponent		Score				
9	H	Georgia Tech		8	14	40	H	Evansville		5	4	62	A	Florida St.		7	11			
						40	H	Evansville		7	6	62	A	Florida St.		3	4			
						40	H	Evansville		2	7	62	A	Florida St.		6	2			
						49	H	Indiana St.		7	12	69	A	Ga. Southern		10	3			
						49	H	Indiana St.		4	9	69	H	Ga. Southern		7	10			
						49	H	Indiana St.		3	7	95	H	UNC Greensboro		4	6			
												95	H	UNC Greensboro		4	1			
												95	H	UNC Greensboro		1	4			
														183 A Wofford		2	11			
														217 H Kennesaw St.		7	0			
														223 A Georgia St.		2	4			
														223 H Georgia St.		14	11			
														277 A Florida A&M		7	6			
														277 H Florida A&M		16	3			
														277 H Florida A&M		5	1			
														279 A The Citadel		10	3			
														279 A The Citadel		10	0			
														279 A The Citadel		5	8			
														282 H Savannah St.		8	1			
														298 H Alabama A&M		21	0			
														298 H Alabama A&M		8	7			
														298 H Alabama A&M		10	1			
LAST 10 GAMES																				
						113	H	Western Caro.		6	2	223	A	Georgia St.		2	4			
						113	H	Western Caro.		7	11	279	A	The Citadel		10	0			
						49	H	Indiana St.		3	7	279	A	The Citadel		10	3			
						217	H	Kennesaw St.		7	0	279	A	The Citadel		5	8			
						113	H	Western Caro.		3	4	183	A	Wofford		4	1			

Non-Div. I Games:

Mercer

N  
•  
C  
•  
A  
&  
T

N.C. A&T

RPI	S	Opponent	Score	
287	H	Niagara	4	3

N.C. A&T

N  
.  
C  
.  
A  
&  
T

N  
.  
C  
.  
A  
&  
T

Average RPI Win:		201	WON-LOST RECORD		WINNING PCT. RANK		LAST 10 GAMES		STRENGTH OF SCHEDULE		OPP. STRENGTH OF SCHEDULE		TEAM RPI		ADJ RPI		CONF. RPI		ADJ CONF. RPI	
DIV. I ONLY			12-20-0		.375 229		4-6-0		154		211		205		.46932 205		22		22	
DIV. I NON-CONF.			6-17-0		.26087 250		2-5-0		124		167		219		.46064 219		19		19	
TOTALS		RPI 1-25		RPI 26-50		W-L RECORDS		RPI 51-100		RPI 101-150		RPI 150+								
12-20-0		0-3-0		0-1-0		OVERALL		3-5-0		1-1-0		8-10-0								
6-7-0		0-0-0		0-0-0		HOME		2-2-0		1-1-0		3-4-0								
6-13-0		0-3-0		0-1-0		AWAY		1-3-0		0-0-0		5-6-0								
0-0-0		0-0-0		0-0-0		NEUTRAL		0-0-0		0-0-0		0-0-0								
6-17-0		0-3-0		0-1-0		NON-CONFERENCE		1-4-0		1-1-0		4-8-0								
2-5-0		0-0-0		0-0-0		HOME		0-1-0		1-1-0		1-3-0								
4-12-0		0-3-0		0-0-		AWAY		1-3-0		0-0-0		3-5-0								
0-0-0		0-0-0		0-0-0		NEUTRAL		0-0-0		0-0-0		0-0-0								
6-3-0		0-0-0		0-0-0		CONFERENCE		2-1-0		0-0-0		4-2-0								
4-2-0		0-0-0		0-0-0		HOME		2-1-0		0-0-0		2-1-0								
2-1-0		0-0-0		0-0-0		AWAY		0-0-0		0-0-0		2-1-0								
0-0-0		0-0-0		0-0-0		NEUTRAL		0-0-0		0-0-0		0-0-0								
RPI	S	Opponent		Score		RPI	S	Opponent		Score		RPI	S	Opponent		Score				
5	A	UC Santa Barbara		5	10	27	A	UConn		4	12	65	A	Bryant		6	15			
5	A	UC Santa Barbara		0	14							65	A	Bryant		4	15			
5	A	UC Santa Barbara		4	6							65	A	Bryant		5	8			
												65	H	Bryant		3	23			
												66	A	Boston College		7	4			
												99	H	Stony Brook		5	7			
												99	H	Stony Brook		9	5			
												99	H	Stony Brook		6	5			

Average RPI Win:	229	WON-LOST RECORD	WINNING PCT. RANK	LAST 10 GAMES	STRENGTH OF SCHEDULE	OPP. STRENGTH OF SCHEDULE	TEAM RPI	ADJ RPI	CONF. RPI	ADJ CONF. RPI								
DIV. I ONLY		15-20-0	.42857	202	4-6-0	208	249	206	.46896	206	28	28						
DIV. I NON-CONF.		8-18-0	.30769	232	3-4-0	100	235	178	.4831	178	27	27						
<hr/>																		
TOTALS	RPI 1-25	RPI 26-50		W-L RECORDS		RPI 51-100		RPI 101-150		RPI 150+								
15-20-0	0-0-0	0-0-0		OVERALL		1-8-0		2-6-0		12-6-0								
5-5-0	0-0-0	0-0-0		HOME		0-1-0		1-3-0		4-1-0								
10-12-0	0-0-0	0-0-0		AWAY		1-6-0		1-2-0		8-4-0								
0-3-0	0-0-0	0-0-0		NEUTRAL		0-1-0		0-1-0		0-1-0								
8-18-0	0-0-0	0-0-0		NON-CONFERENCE		1-8-0		1-4-0		6-6-0								
1-3-0	0-0-0	0-0-0		HOME		0-1-0		0-1-0		1-1-0								
7-12-0	0-0-0	0-0-		AWAY		1-6-0		1-2-0		5-4-0								
0-3-0	0-0-0	0-0-0		NEUTRAL		0-1-0		0-1-0		0-1-0								
7-2-0	0-0-0	0-0-0		CONFERENCE		0-0-0		1-2-0		6-0-0								
4-2-0	0-0-0	0-0-0		HOME		0-0-0		1-2-0		3-0-0								
3-0-0	0-0-0	0-0-0		AWAY		0-0-0		0-0-0		3-0-0								
0-0-0	0-0-0	0-0-0		NEUTRAL		0-0-0		0-0-0		0-0-0								
<hr/>																		
RPI	S	Opponent	Score	RPI	S	Opponent	Score	RPI	S	Opponent	Score							
				55 A Fla. Atlantic				0	7	102 H Rhode Island				4	5			
				55 A Fla. Atlantic				4	7	107 N Elon				1	11			
				65 H Bryant				5	14	136 A FGCU				5	6			
				65 N Bryant				2	5	136 A FGCU				8	9			
				66 A Boston College				5	11	136 A FGCU				9	4			
				84 A Wake Forest				8	6	140 H Canisius				10	9			
				84 A Wake Forest				5	15	140 H Canisius				1	3			
				95 A UNC Greensboro				2	8	140 H Canisius				2	9			
				95 A UNC Greensboro				5	12	175 A Richmond				6	5			
								193 A Yale				2	11					
								193 H Yale						12				8
								205 A Hartford						10				3
								218 N Toledo						8				9
								227 A La Salle						8				18
								227 A La Salle						12				0
								227 A La Salle						1				2
								233 A Central Conn. St.						9				10
								236 H Dartmouth						2				9
				260 A Norfolk St.						14				4				
				260 A Norfolk St.						7				1				
				287 A Niagara						3				1				
				287 A Niagara						7				1				
				287 A Niagara						7				2				
				299 H Saint Peter's						2				0				
				299 H Saint Peter's						13				0				
				140 H Canisius					3	299 H Saint Peter's								
				227 A La Salle					2	299 H Saint Peter's					5	4		
				65 H Bryant					14									

**Non-Div. I Games:**

Quinnipiac

[illegible]

**Non-Div. I Games:**

Army West Point



RPI	S	Opponent	Score	
284	H	Bucknell	0	2
290	N	Fairleigh Dickinson	5	10
292	A	Longwood	12	2
292	A	Longwood	10	3

Army West Point

A  
r  
m  
y  
W  
e  
s  
t  
P  
o  
i  
n  
t

A  
r  
m  
y  
W  
e  
s  
t  
P  
o  
i  
n  
t

Average RPI Win: 148		WON-LOST RECORD		WINNING PCT. RANK		LAST 10 GAMES		STRENGTH OF SCHEDULE		OPP. STRENGTH OF SCHEDULE		TEAM RPI		ADJ RPI		CONF. RPI		ADJ CONF. RPI	
DIV. I ONLY		16-19-0		.45714 178		4-6-0		227		29		208		.46826 208		13		13	
DIV. I NON-CONF.		12-14-0		.46154 168		0-1-0		154		22		173		.48708 173		13		13	
TOTALS		RPI 1-25		RPI 26-50		W-L RECORDS		RPI 51-100		RPI 101-150		RPI 150+							
16-19-0		0-2-0		3-1-0		OVERALL		5-8-0		0-4-0		8-4-0							
13-7-0		0-1-0		3-1-0		HOME		4-5-0		0-0-0		6-0-0							
3-12-0		0-1-0		0-0-0		AWAY		1-3-0		0-4-0		2-4-0							
0-0-0		0-0-0		0-0-0		NEUTRAL		0-0-0		0-0-0		0-0-0							
12-14-0		0-2-0		3-1-0		NON-CONFERENCE		5-8-0		0-1-0		4-2-0							
10-7-0		0-1-0		3-1-0		HOME		4-5-0		0-0-0		3-0-0							
2-7-0		0-1-0		0-0-		AWAY		1-3-0		0-1-0		1-2-0							
0-0-0		0-0-0		0-0-0		NEUTRAL		0-0-0		0-0-0		0-0-0							
4-5-0		0-0-0		0-0-0		CONFERENCE		0-0-0		0-3-0		4-2-0							
3-0-0		0-0-0		0-0-0		HOME		0-0-0		0-0-0		3-0-0							
1-5-0		0-0-0		0-0-0		AWAY		0-0-0		0-3-0		1-2-0							
0-0-0		0-0-0		0-0-0		NEUTRAL		0-0-0		0-0-0		0-0-0							
RPI S	Opponent	Score		RPI S	Opponent	Score		RPI S	Opponent	Score		RPI S	Opponent	Score					
1 A	UCLA	1	10	42 H	Gonzaga	8	10	56 A	Pepperdine	5	9	109 A	UNLV	5	6				
1 H	UCLA	3	4	42 H	Gonzaga	3	0	64 H	Michigan	5	2	139 A	Cal Poly	1	3				
				42 H	Gonzaga	15	12	64 H	Michigan	2	4	139 A	Cal Poly	1	2				
				42 H	Gonzaga	7	4	64 H	Michigan	1	2	139 A	Cal Poly	2	4				
								71 H	San Diego St.	5	11	195 H	UC Riverside	11	6				
								74 H	St. John's (NY)	11	9	195 H	UC Riverside	25	1				
								80 H	Kansas St.	10	8	195 H	UC Riverside	14	5				
								80 H	Kansas St.	5	6	200 A	Washington St.	1	10				
								80 H	Kansas St.	5	11	200 A	Washington St.	1	3				
								80 H	Kansas St.	4	2	200 A	Washington St.	5	1				
								86 A	Iowa	1	3	216 A	Long Beach St.	4	7				
								86 A	Iowa	8	5	216 A	Long Beach St.	5	6				
								86 A	Iowa	4	5	216 A	Long Beach St.	3	2				
												285 H	Santa Clara	2	0				
												285 H	Santa Clara	14	8				
												285 H	Santa Clara	7	2				
				LAST 10 GAMES															
				42 H	Gonzaga	3	0	195 H	UC Riverside	11	6								
				86 A	Iowa	1	3	195 H	UC Riverside	25	1								
				216 A	Long Beach St.	4	7	195 H	UC Riverside	14	5								
				216 A	Long Beach St.	3	2	1 A	UCLA	1	10								
				216 A	Long Beach St.	5	6	139 A	Cal Poly	2	4								

Non-Div. I Games:

CSUN

Average RPI Win:	223	WON-LOST RECORD	WINNING PCT. RANK	LAST 10 GAMES	STRENGTH OF SCHEDULE	OPP. STRENGTH OF SCHEDULE	TEAM RPI	ADJ RPI	CONF. RPI	ADJ CONF. RPI		
Average RPI Loss:	138											
DIV. I ONLY	11-18-1	.38333	223	3-7-0	200	237	209	.46797	209	14	14	
DIV. I NON-CONF.	8-9-1	.47222	165	1-1-0	285	278	229	.45355	229	17	17	
<hr/>												
TOTALS	RPI 1-25	RPI 26-50		W-L RECORDS		RPI 51-100		RPI 101-150		RPI 150+		
11-18-1	0-0-0	0-0-0		OVERALL		2-7-0		0-5-0		9-6-1		
1-2-0	0-0-0	0-0-0		HOME		1-2-0		0-0-0		0-0-0		
6-13-0	0-0-0	0-0-0		AWAY		1-5-0		0-5-0		5-3-0		
4-3-1	0-0-0	0-0-0		NEUTRAL		0-0-0		0-0-0		4-3-1		
8-9-1	0-0-0	0-0-0		NON-CONFERENCE		0-0-0		0-5-0		8-4-1		
0-0-0	0-0-0	0-0-0		HOME		0-0-0		0-0-0		0-0-0		
4-6-0	0-0-0	0-0-		AWAY		0-0-0		0-5-0		4-1-0		
4-3-1	0-0-0	0-0-0		NEUTRAL		0-0-0		0-0-0		4-3-1		
3-9-0	0-0-0	0-0-0		CONFERENCE		2-7-0		0-0-0		1-2-0		
1-2-0	0-0-0	0-0-0		HOME		1-2-0		0-0-0		0-0-0		
2-7-0	0-0-0	0-0-0		AWAY		1-5-0		0-0-0		1-2-0		
0-0-0	0-0-0	0-0-0		NEUTRAL		0-0-0		0-0-0		0-0-0		
RPI	S	Opponent	Score	RPI	S	Opponent	Score	RPI	S	Opponent	Score	
						68 A Liberty	2 8	117 A		ETSU	2 3	
						68 A Liberty	9 2	117 A		ETSU	2 12	
						68 A Liberty	1 8	117 A		ETSU	1 8	
						94 A North Florida	0 4	118 A		Morehead St.	5 21	
						94 A North Florida	3 8	118 A		Morehead St.	7 11	
						94 A North Florida	2 5	167 N		Purdue	9 3	
						100 H Jacksonville	2 5	167 N		Purdue	8 9	
						100 H Jacksonville	5 2	167 N		Purdue	2 3	
						100 H Jacksonville	5 6	202 N		Seton Hall	5 8	
								230 A		Manhattan	9 7	
								232 A		Stetson	3 4	
								232 A		Stetson	3 1	
								232 A		Stetson	0 1	
								260 A		Norfolk St.	11 5	
								260 A		Norfolk St.	4 3	
								280 N		Eastern Mich.	9 9	
								280 N		Eastern Mich.	10 4	
								280 N		Eastern Mich.	5 4	
								280 N		Eastern Mich.	10 9	
								283 A		Rider	10 16	
								299 A		Saint Peter's	6 2	
				LAST 10 GAMES								
				299 A		Saint Peter's	6 2	167 N		Purdue	2 3	
				232 A		Stetson	3 1	167 N		Purdue	8 9	
				232 A		Stetson	0 1	167 N		Purdue	9 3	
				100 H		Jacksonville	5 2	260 A		Norfolk St.	4 3	
				100 H		Jacksonville	2 5	260 A		Norfolk St.	11 5	

Non-Div. I Games:

NJIT

Average RPI Win: 194		WON-LOST	WINNING	LAST 10	STRENGTH OF		OPP. STRENGTH	TEAM	ADJ	CONF.	ADJ CONF.
Average RPI Loss: 140		RECORD	PCT. RANK	GAMES	SCHEDULE		OF SCHEDULE	RPI	RPI	RPI	RPI
DIV. I ONLY		8-19-0	.2963	261	3-7-0		140	229	210	.46698	210
DIV. I NON-CONF.		5-10-0	.33333	222	2-1-0		25	254	120	.51391	120
TOTALS		RPI 1-25	RPI 26-50		W-L RECORDS		RPI 51-100		RPI 101-150		RPI 150+
8-19-0	0-0-0	0-3-0		OVERALL		0-3-0		1-2-0		7-11-0	
1-4-0	0-0-0	0-0-0		HOME		0-0-0		0-0-0		1-4-0	
6-15-0	0-0-0	0-3-0		AWAY		0-3-0		1-2-0		5-7-0	
1-0-0	0-0-0	0-0-0		NEUTRAL		0-0-0		0-0-0		1-0-0	
5-10-0	0-0-0	0-3-0		NON-CONFERENCE		0-3-0		0-0-0		5-4-0	
1-1-0	0-0-0	0-0-0		HOME		0-0-0		0-0-0		1-1-0	
3-9-0	0-0-0	0-0-		AWAY		0-3-0		0-0-0		3-3-0	
1-0-0	0-0-0	0-0-0		NEUTRAL		0-0-0		0-0-0		1-0-0	
3-9-0	0-0-0	0-0-0		CONFERENCE		0-0-0		1-2-0		2-7-0	
0-3-0	0-0-0	0-0-0		HOME		0-0-0		0-0-0		0-3-0	
3-6-0	0-0-0	0-0-0		AWAY		0-0-0		1-2-0		2-4-0	
0-0-0	0-0-0	0-0-0		NEUTRAL		0-0-0		0-0-0		0-0-0	
RPI S	Opponent	Score	RPI S	Opponent	Score	RPI S	Opponent	Score	RPI S	Opponent	Score
			37 A	Baylor	0 17		63 A	VCU	1 6	126 A	Harvard
			37 A	Baylor	4 12		63 A	VCU	3 9	126 A	Harvard
			37 A	Baylor	3 10		63 A	VCU	0 2	126 A	Harvard
									161 A	Navy	
									161 A	Navy	
									161 A	Navy	
									162 A	Columbia	
									162 A	Columbia	
									162 A	Columbia	
									171 N	Fordham	
									178 H	Binghamton	
									193 A	Yale	
									193 A	Yale	
									193 A	Yale	
									207 A	Army West Point	
									214 H	Brown	
									214 H	Brown	
									214 H	Brown	
									263 A	Towson	
									263 A	Towson	
									268 H	St. Bonaventure	
LAST 10 GAMES											
			162 A	Columbia	0 3		126 A	Harvard	1 7		
			63 A	VCU	3 9		193 A	Yale	0 2		
			162 A	Columbia	8 13		126 A	Harvard	2 0		
			214 H	Brown	1 2		126 A	Harvard	6 8		
			161 A	Navy	3 2		178 H	Binghamton	4 8		

Non-Div. I Games:

Cornell

Average RPI Win: 167		WON-LOST	WINNING	LAST 10	STRENGTH OF		OPP. STRENGTH	TEAM	ADJ	CONF.	ADJ CONF.
Average RPI Loss: 105		RECORD	PCT. RANK	GAMES	SCHEDULE		OF SCHEDULE	RPI	RPI	RPI	RPI
DIV. I ONLY		12-24-0	.33333	247	4-6-0		92	129	211	.46584	211
DIV. I NON-CONF.		7-12-0	.36842	211	1-1-0		63	142	175	.48503	175
TOTALS		RPI 1-25	RPI 26-50		W-L RECORDS		RPI 51-100		RPI 101-150		RPI 150+
12-24-0		0-1-0	0-6-0		OVERALL		0-4-0		6-5-0		6-8-0
11-9-0		0-0-0	0-3-0		HOME		0-0-0		5-2-0		6-4-0
1-15-0		0-1-0	0-3-0		AWAY		0-4-0		1-3-0		0-4-0
0-0-0		0-0-0	0-0-0		NEUTRAL		0-0-0		0-0-0		0-0-0
7-12-0		0-1-0	0-3-0		NON-CONFERENCE		0-4-0		3-2-0		4-2-0
7-3-0		0-0-0	0-0-0		HOME		0-0-0		3-1-0		4-2-0
0-9-0		0-1-0	0-0-		AWAY		0-4-0		0-1-0		0-0-0
0-0-0		0-0-0	0-0-0		NEUTRAL		0-0-0		0-0-0		0-0-0
5-12-0		0-0-0	0-3-0		CONFERENCE		0-0-0		3-3-0		2-6-0
4-6-0		0-0-0	0-3-0		HOME		0-0-0		2-1-0		2-2-0
1-6-0		0-0-0	0-0-0		AWAY		0-0-0		1-2-0		0-4-0
0-0-0		0-0-0	0-0-0		NEUTRAL		0-0-0		0-0-0		0-0-0
RPI S	Opponent	Score	RPI S	Opponent	Score	RPI S	Opponent	Score	RPI S	Opponent	Score
13 A	Texas A&M	5 12	30 A	DBU	2 12	51 A	Texas St.	8 17	104 A	UTRGV	0 6
			30 A	DBU	1 2	79 A	Tulane	1 3	104 H	UTRGV	13 7
			30 A	DBU	1 7	79 A	Tulane	2 6	115 H	Northwestern St.	12 2
			50 H	Sam Houston St.	4 7	79 A	Tulane	2 3	115 H	Northwestern St.	5 7
			50 H	Sam Houston St.	5 17				115 H	Northwestern St.	10 2
			50 H	Sam Houston St.	3 6				124 H	Cincinnati	5 4
									124 H	Cincinnati	2 1
									124 H	Cincinnati	4 5
									137 A	A&M-Corpus Christi	2 6
									137 A	A&M-Corpus Christi	7 9
									137 A	A&M-Corpus Christi	14 0
									151 H	UTSA	6 14
									156 A	SFA	0 1
									156 A	SFA	0 6
									156 A	SFA	2 4
									173 H	Abilene Christian	5 1
									173 H	Abilene Christian	6 21
									173 H	Abilene Christian	8 1
									177 H	Northeastern	5 2
									177 H	Northeastern	9 3
									177 H	Northeastern	8 14
									194 A	Lamar University	1 11
									194 H	Lamar University	3 6
									293 H	Prairie View	21 5
									293 H	Prairie View	10 3
LAST 10 GAMES			173 H	Abilene Christian	6 21	51 A	Texas St.	8 17			
			173 H	Abilene Christian	5 1	173 H	Abilene Christian	8 1			
			137 A	A&M-Corpus Christi	7 9	104 H	UTRGV	13 7			
			137 A	A&M-Corpus Christi	14 0	137 A	A&M-Corpus Christi	2 6			
			30 A	DBU	1 7	194 A	Lamar University	1 11			

Non-Div. I Games:

Houston Baptist

[illegible]

**Non-Div. I Games:**

Oral Roberts

Average RPI Win: 195		WON-LOST	WINNING	LAST 10	STRENGTH OF		OPP. STRENGTH	TEAM	ADJ		CONF.	ADJ CONF.
Average RPI Loss: 143		RECORD	PCT. RANK	GAMES	SCHEDULE		OF SCHEDULE	RPI	RPI		RPI	RPI
DIV. I ONLY		16-20-0	.44444	188	3-7-0		180	203	213		20	19
DIV. I NON-CONF.		5-13-0	.27778	244	0-3-0		207	221	279		22	22
TOTALS		RPI 1-25	RPI 26-50		W-L RECORDS		RPI 51-100		RPI 101-150		RPI 150+	
16-20-0		0-2-0	0-3-0		OVERALL		0-0-0		5-4-0		11-11-0	
10-12-0		0-0-0	0-3-0		HOME		0-0-0		4-2-0		6-7-0	
6-7-0		0-1-0	0-0-0		AWAY		0-0-0		1-2-0		5-4-0	
0-1-0		0-1-0	0-0-0		NEUTRAL		0-0-0		0-0-0		0-0-0	
5-13-0		0-2-0	0-3-0		NON-CONFERENCE		0-0-0		0-0-0		5-8-0	
4-9-0		0-0-0	0-3-0		HOME		0-0-0		0-0-0		4-6-0	
1-3-0		0-1-0	0-0-		AWAY		0-0-0		0-0-0		1-2-0	
0-1-0		0-1-0	0-0-0		NEUTRAL		0-0-0		0-0-0		0-0-0	
11-7-0		0-0-0	0-0-0		CONFERENCE		0-0-0		5-4-0		6-3-0	
6-3-0		0-0-0	0-0-0		HOME		0-0-0		4-2-0		2-1-0	
5-4-0		0-0-0	0-0-0		AWAY		0-0-0		1-2-0		4-2-0	
0-0-0		0-0-0	0-0-0		NEUTRAL		0-0-0		0-0-0		0-0-0	
RPI S	Opponent	Score	RPI S	Opponent	Score	RPI S	Opponent	Score	RPI S	Opponent	Score	
3 N	Vanderbilt	0 3	47 H	Illinois St.	11 27				118 H	Morehead St.	3 4	
8 A	Tennessee	2 6	47 H	Illinois St.	6 10				118 H	Morehead St.	2 0	
			47 H	Illinois St.	3 14				118 H	Morehead St.	4 3	
									128 H	Eastern Ill.	5 1	
									128 H	Eastern Ill.	9 7	
									128 H	Eastern Ill.	6 9	
									130 A	Austin Peay	11 3	
									130 A	Austin Peay	2 14	
									130 A	Austin Peay	3 11	
									159 A	Southern Ill.	4 10	
									159 H	Southern Ill.	9 13	
									172 A	Jacksonville St.	4 9	
									172 A	Jacksonville St.	0 9	
									172 A	Jacksonville St.	7 1	
									181 A	Western Ky.	7 8	
									181 H	Western Ky.	7 12	
									186 A	Middle Tenn.	5 4	
									190 H	Lipscomb	3 18	
									218 H	Toledo	5 2	
									218 H	Toledo	7 10	
									224 H	SIUE	10 7	
									224 H	SIUE	1 3	
									224 H	SIUE	5 3	
									226 A	UT Martin	11 1	
									226 A	UT Martin	5 2	
									226 A	UT Martin	6 5	
									247 H	Western Mich.	2 1	
LAST 10 GAMES			LAST 10 GAMES			LAST 10 GAMES			LAST 10 GAMES			
			172 A	Jacksonville St.	7 1	272 H	Bowling Green	0 1	224 H	SIUE	5 3	
			128 H	Eastern Ill.	5 1	272 H	Bowling Green	12 3	226 A	UT Martin	11 1	
			128 H	Eastern Ill.	9 7	218 H	Toledo	5 2	226 A	UT Martin	5 2	
			118 H	Morehead St.	3 4	181 H	Western Ky.	7 12	226 A	UT Martin	6 5	
			118 H	Morehead St.	2 0	172 A	Jacksonville St.	4 9	247 H	Western Mich.	2 1	

Non-Div. I Games:

Belmont

RPI	S	Opponent	Score	
271	H	Northern Ill.	5	7
272	H	Bowling Green	0	1
272	H	Bowling Green	5	2
272	H	Bowling Green	12	3

Belmont

B  
e  
l  
m  
o  
n  
t

B  
e  
l  
m  
o  
n  
t



Average RPI Win: 189		WON-LOST RECORD		WINNING PCT. RANK		LAST 10 GAMES		STRENGTH OF SCHEDULE		OPP. STRENGTH OF SCHEDULE		TEAM RPI		ADJ RPI		CONF. RPI		ADJ CONF. RPI	
DIV. I ONLY		9-20-0		.31034 252		5-5-0		118		204		214		.46344 214		19		20	
DIV. I NON-CONF.		3-14-0		.17647 284		0-1-0		13		176		211		.46801 211		14		14	
TOTALS		RPI 1-25		RPI 26-50		W-L RECORDS		RPI 51-100		RPI 101-150		RPI 150+							
9-20-0		0-3-0		0-0-0		OVERALL		0-7-0		2-4-0		7-6-0							
4-8-0		0-0-0		0-0-0		HOME		0-2-0		0-0-0		4-6-0							
5-12-0		0-3-0		0-0-0		AWAY		0-5-0		2-4-0		3-0-0							
0-0-0		0-0-0		0-0-0		NEUTRAL		0-0-0		0-0-0		0-0-0							
3-14-0		0-3-0		0-0-0		NON-CONFERENCE		0-7-0		1-2-0		2-2-0							
2-4-0		0-0-0		0-0-0		HOME		0-2-0		0-0-0		2-2-0							
1-10-0		0-3-0		0-0-		AWAY		0-5-0		1-2-0		0-0-0							
0-0-0		0-0-0		0-0-0		NEUTRAL		0-0-0		0-0-0		0-0-0							
6-6-0		0-0-0		0-0-0		CONFERENCE		0-0-0		1-2-0		5-4-0							
2-4-0		0-0-0		0-0-0		HOME		0-0-0		0-0-0		2-4-0							
4-2-0		0-0-0		0-0-0		AWAY		0-0-0		1-2-0		3-0-0							
0-0-0		0-0-0		0-0-0		NEUTRAL		0-0-0		0-0-0		0-0-0							
RPI	S	Opponent		Score		RPI	S	Opponent		Score		RPI	S	Opponent		Score			
4	A	Louisville		2	13			65	A	Bryant	2	15	132	A	Presbyterian		4	5	
4	A	Louisville		4	5			65	H	Bryant	6	14	132	A	Presbyterian		4	3	
4	A	Louisville		0	7			65	H	Bryant	7	11	132	A	Presbyterian		4	5	
								100	A	Jacksonville	2	6	150	A	Penn		7	8	
								100	A	Jacksonville	0	10	150	A	Penn		14	7	
								100	A	Jacksonville	2	11	150	A	Penn		4	17	
								100	A	Jacksonville	0	15	182	H	Fairfield		6	7	
													182	H	Fairfield		9	8	
													182	H	Fairfield		5	3	
													182	H	Fairfield		8	13	
													193	H	Yale		3	11	
													193	H	Yale		8	7	
													193	H	Yale		3	15	
													210	A	Cornell		11	3	
													210	A	Cornell		2	1	
													210	A	Cornell		7	3	
													236	H	Dartmouth		13	6	
													236	H	Dartmouth		5	7	
													236	H	Dartmouth		4	6	
LAST 10 GAMES																			
				193	H	Yale	3	15	210	A	Cornell	2	1						
				4	A	Louisville	4	5	100	A	Jacksonville	2	6						
				4	A	Louisville	0	7	182	H	Fairfield	8	13						
				132	A	Presbyterian	4	5	236	H	Dartmouth	13	6						
				193	H	Yale	3	11	150	A	Penn	14	7						

Non-Div. I Games:

Brown

Average RPI Win:	182	WON-LOST RECORD	WINNING PCT. RANK	LAST 10 GAMES	STRENGTH OF SCHEDULE	OPP. STRENGTH OF SCHEDULE	TEAM RPI	ADJ RPI	CONF. RPI	ADJ CONF. RPI	
Average RPI Loss:	144										
DIV. I ONLY	10-23-0	.30303	257	6-4-0	80	244	215	.46318	215	15	15
DIV. I NON-CONF.	5-16-0	.2381	263	3-1-0	90	286	261	.43076	260	15	15
<hr/>											
TOTALS	RPI 1-25	RPI 26-50		W-L RECORDS		RPI 51-100		RPI 101-150		RPI 150+	
10-23-0	0-0-0	0-0-0		OVERALL		3-5-0		1-9-0		6-9-0	
8-5-0	0-0-0	0-0-0		HOME		3-1-0		0-0-0		5-4-0	
2-18-0	0-0-0	0-0-0		AWAY		0-4-0		1-9-0		1-5-0	
0-0-0	0-0-0	0-0-0		NEUTRAL		0-0-0		0-0-0		0-0-0	
<hr/>											
5-16-0	0-0-0	0-0-0		NON-CONFERENCE		0-5-0		0-4-0		5-7-0	
5-5-0	0-0-0	0-0-0		HOME		0-1-0		0-0-0		5-4-0	
0-11-0	0-0-0	0-0-		AWAY		0-4-0		0-4-0		0-3-0	
0-0-0	0-0-0	0-0-0		NEUTRAL		0-0-0		0-0-0		0-0-0	
<hr/>											
5-7-0	0-0-0	0-0-0		CONFERENCE		3-0-0		1-5-0		1-2-0	
3-0-0	0-0-0	0-0-0		HOME		3-0-0		0-0-0		0-0-0	
2-7-0	0-0-0	0-0-0		AWAY		0-0-0		1-5-0		1-2-0	
0-0-0	0-0-0	0-0-0		NEUTRAL		0-0-0		0-0-0		0-0-0	
<hr/>											
RPI S	Opponent	Score	RPI S	Opponent	Score	RPI S	Opponent	Score	RPI S	Opponent	Score
						68 A	Liberty	4 5	107 A	Elon	0 6
						68 A	Liberty	1 8	107 A	Elon	1 12
						68 A	Liberty	0 11	107 A	Elon	1 4
						77 A	Maryland	6 11	144 A	James Madison	2 11
						77 H	Maryland	6 11	144 A	James Madison	4 7
						89 H	William & Mary	1 0	144 A	James Madison	5 3
						89 H	William & Mary	3 2	145 A	New Mexico St.	3 17
						89 H	William & Mary	9 8	145 A	New Mexico St.	3 11
									145 A	New Mexico St.	2 15
									145 A	New Mexico St.	4 11
									177 A	Northeastern	7 3
									177 A	Northeastern	8 16
									177 A	Northeastern	4 13
									182 H	Fairfield	2 3
									182 H	Fairfield	2 8
									182 H	Fairfield	7 4
									198 A	Charlotte	2 5
									198 A	Charlotte	1 3
									198 A	Charlotte	4 5
									219 H	UMBC	4 7
			227 H	La Salle	2 4						
			239 H	Saint Joseph's	6 5						
			256 H	Lehigh	12 11						
			276 H	Delaware St.	13 2						
			283 H	Rider	6 1						
			LAST 10 GAMES								
			107 A	Elon	1 4	107 A	Elon	0 6			
			283 H	Rider	6 1	107 A	Elon	1 12			
			198 A	Charlotte	2 5	219 H	UMBC	4 7			
			145 A	New Mexico St.	2 15	276 H	Delaware St.	13 2			
			239 H	Saint Joseph's	6 5	89 H	William & Mary	9 8			

Non-Div. I Games:

Goldey-Beacom

4 0

West Chester

5 4

Goldey-Beacom

15 1

Delaware

Average RPI Win: 102		WON-LOST	WINNING	LAST 10	STRENGTH OF		OPP. STRENGTH	TEAM	ADJ	CONF.	ADJ CONF.
Average RPI Loss: 69		RECORD	PCT. RANK	GAMES	SCHEDULE		OF SCHEDULE	RPI	RPI	RPI	RPI
DIV. I ONLY		7-27-0	.20588	293	45		48	216	.46137	216	13
DIV. I NON-CONF.		5-20-0	.2	275	27		8	196	.47448	196	13
TOTALS		RPI 1-25	RPI 26-50		W-L RECORDS		RPI 51-100		RPI 101-150		RPI 150+
7-27-0		0-4-0	1-3-0		OVERALL		4-16-0		0-3-0		2-1-0
5-14-0		0-1-0	0-0-0		HOME		3-9-0		0-3-0		2-1-0
2-13-0		0-3-0	1-3-0		AWAY		1-7-0		0-0-0		0-0-0
0-0-0		0-0-0	0-0-0		NEUTRAL		0-0-0		0-0-0		0-0-0
5-20-0		0-4-0	1-3-0		NON-CONFERENCE		4-10-0		0-3-0		0-0-0
3-10-0		0-1-0	0-0-0		HOME		3-6-0		0-3-0		0-0-0
2-10-0		0-3-0	1-0-		AWAY		1-4-0		0-0-0		0-0-0
0-0-0		0-0-0	0-0-0		NEUTRAL		0-0-0		0-0-0		0-0-0
2-7-0		0-0-0	0-0-0		CONFERENCE		0-6-0		0-0-0		2-1-0
2-4-0		0-0-0	0-0-0		HOME		0-3-0		0-0-0		2-1-0
0-3-0		0-0-0	0-0-0		AWAY		0-3-0		0-0-0		0-0-0
0-0-0		0-0-0	0-0-0		NEUTRAL		0-0-0		0-0-0		0-0-0
RPI S	Opponent	Score	RPI S	Opponent	Score	RPI S	Opponent	Score	RPI S	Opponent	Score
1 H	UCLA	0 2	26 A	Ole Miss	2 7	53 A	UC Irvine	0 4	141 H	Nevada	0 1
25 A	Florida	1 3	26 A	Ole Miss	6 7	53 A	UC Irvine	1 4	141 H	Nevada	3 5
25 A	Florida	2 8	26 A	Ole Miss	3 5	53 A	UC Irvine	4 9	141 H	Nevada	2 3
25 A	Florida	2 5	35 A	Arizona St.	14 9	58 A	San Diego	5 4	208 H	CSUN	6 5
						58 H	San Diego	0 4	208 H	CSUN	2 3
						60 A	California	5 13	208 H	CSUN	7 4
						60 A	California	5 10			
						60 A	California	1 7			
						64 H	Michigan	8 7			
						67 H	TCU	1 4			
						67 H	TCU	14 3			
						67 H	TCU	4 10			
						73 H	Minnesota	6 4			
						73 H	Minnesota	2 6			
						73 H	Minnesota	6 19			
						78 A	Southern California	2 5			
						78 H	Southern California	5 8			
						83 H	Cal St. Fullerton	3 8			
						83 H	Cal St. Fullerton	1 5			
						83 H	Cal St. Fullerton	3 4			
LAST 10 GAMES						53 A	UC Irvine	1 4			
						53 A	UC Irvine	4 9			
						35 A	Arizona St.	14 9			
						60 A	California	5 13			
						60 A	California	5 10			
						58 A	San Diego	5 4			
						53 A	UC Irvine	0 4			

Non-Div. I Games:

Long Beach St.

Average RPI Win: 180		WON-LOST	WINNING	LAST 10	STRENGTH OF		OPP. STRENGTH	TEAM	ADJ		CONF.	ADJ CONF.
Average RPI Loss: 144		RECORD	PCT. RANK	GAMES	SCHEDULE		OF SCHEDULE	RPI	RPI		RPI	RPI
DIV. I ONLY		17-21-0	.44737	186	2-8-0		167	167	217		14	14
DIV. I NON-CONF.		13-16-0	.44828	175	1-5-0		161	141	214		17	17
TOTALS		RPI 1-25	RPI 26-50		W-L RECORDS		RPI 51-100		RPI 101-150		RPI 150+	
17-21-0		1-4-0	0-0-0		OVERALL		0-1-0		6-5-0		10-11-0	
17-10-0		1-2-0	0-0-0		HOME		0-0-0		6-2-0		10-6-0	
0-11-0		0-2-0	0-0-0		AWAY		0-1-0		0-3-0		0-5-0	
0-0-0		0-0-0	0-0-0		NEUTRAL		0-0-0		0-0-0		0-0-0	
13-16-0		1-4-0	0-0-0		NON-CONFERENCE		0-1-0		5-3-0		7-8-0	
13-8-0		1-2-0	0-0-0		HOME		0-0-0		5-0-0		7-6-0	
0-8-0		0-2-0	0-0-		AWAY		0-1-0		0-3-0		0-2-0	
0-0-0		0-0-0	0-0-0		NEUTRAL		0-0-0		0-0-0		0-0-0	
4-5-0		0-0-0	0-0-0		CONFERENCE		0-0-0		1-2-0		3-3-0	
4-2-0		0-0-0	0-0-0		HOME		0-0-0		1-2-0		3-0-0	
0-3-0		0-0-0	0-0-0		AWAY		0-0-0		0-0-0		0-3-0	
0-0-0		0-0-0	0-0-0		NEUTRAL		0-0-0		0-0-0		0-0-0	
RPI S	Opponent	Score	RPI S	Opponent	Score	RPI S	Opponent	Score	RPI S	Opponent	Score	
6 A	Georgia	1 11				69 A	Ga. Southern	2 7	132 H	Presbyterian	13 5	
6 H	Georgia	6 7							132 H	Presbyterian	7 3	
9 A	Georgia Tech	1 9							133 H	Massachusetts	9 0	
9 H	Georgia Tech	7 10							133 H	Massachusetts	12 2	
14 H	West Virginia	5 3							133 H	Massachusetts	12 7	
									136 H	FGCU	4 0	
									136 H	FGCU	4 6	
									136 H	FGCU	4 8	
									142 A	Samford	5 6	
									142 A	Samford	2 3	
									142 A	Samford	3 6	
									175 H	Richmond	8 9	
									178 H	Binghamton	6 12	
									178 H	Binghamton	10 1	
									189 H	UIC	9 2	
									190 A	Lipscomb	3 4	
									190 A	Lipscomb	2 13	
									190 A	Lipscomb	3 6	
									196 H	UNCW	9 8	
									196 H	UNCW	4 12	
									196 H	UNCW	2 5	
									203 A	Mercer	0 7	
									223 A	Georgia St.	7 9	
									226 H	UT Martin	2 1	
									226 H	UT Martin	3 1	
									226 H	UT Martin	4 6	
									237 H	North Ala.	7 6	
LAST 10 GAMES			LAST 10 GAMES			LAST 10 GAMES			LAST 10 GAMES			
136 H	FGCU	4 0	203 A	Mercer	0 7	136 H	FGCU	4 8	226 H	UT Martin	2 1	
136 H	FGCU	4 6	69 A	Ga. Southern	2 7	196 H	UNCW	4 12	226 H	UT Martin	4 6	
6 H	Georgia	6 7	196 H	UNCW	9 8							
226 H	UT Martin	2 1										
226 H	UT Martin	4 6										

Non-Div. I Games:

Kennesaw St.

RPI	S	Opponent	Score	
237	H	North Ala.	3	1
237	H	North Ala.	8	3
263	H	Towson	5	2
263	H	Towson	11	5
263	H	Towson	2	5

Kennesaw St.

K  
e  
n  
n  
e  
s  
a  
w  
S  
t  
.

K  
e  
n  
n  
e  
s  
a  
w  
S  
t  
.

Average RPI Win:	204	WON-LOST	WINNING	LAST 10	STRENGTH OF	OPP. STRENGTH	TEAM	ADJ	CONF.	ADJ CONF.	
Average RPI Loss:	194	RECORD	PCT. RANK	GAMES	SCHEDULE	OF SCHEDULE	RPI	RPI	RPI	RPI	
DIV. I ONLY	13-21-0	.38235	224	4-6-0	210	264	218	.45922	218	25	25
DIV. I NON-CONF.	11-13-0	.45833	170	2-2-0	210	261	168	.49038	168	25	25
<hr/>											
TOTALS	RPI 1-25	RPI 26-50		W-L RECORDS		RPI 51-100		RPI 101-150		RPI 150+	
13-21-0	0-0-0	0-0-0		OVERALL		1-2-0		1-3-0		11-16-0	
2-4-0	0-0-0	0-0-0		HOME		0-0-0		1-3-0		1-1-0	
7-16-0	0-0-0	0-0-0		AWAY		0-2-0		0-0-0		7-14-0	
4-1-0	0-0-0	0-0-0		NEUTRAL		1-0-0		0-0-0		3-1-0	
11-13-0	0-0-0	0-0-0		NON-CONFERENCE		1-2-0		0-1-0		10-10-0	
1-1-0	0-0-0	0-0-0		HOME		0-0-0		0-1-0		1-0-0	
6-11-0	0-0-0	0-0-		AWAY		0-2-0		0-0-0		6-9-0	
4-1-0	0-0-0	0-0-0		NEUTRAL		1-0-0		0-0-0		3-1-0	
2-8-0	0-0-0	0-0-0		CONFERENCE		0-0-0		1-2-0		1-6-0	
1-3-0	0-0-0	0-0-0		HOME		0-0-0		1-2-0		0-1-0	
1-5-0	0-0-0	0-0-0		AWAY		0-0-0		0-0-0		1-5-0	
0-0-0	0-0-0	0-0-0		NEUTRAL		0-0-0		0-0-0		0-0-0	
RPI	S	Opponent	Score	RPI	S	Opponent	Score	RPI	S	Opponent	Score
						64 A Michigan	2 8	105 H Miami (OH)			7 5
						65 N Bryant	6 2	105 H Miami (OH)			2 3
						87 A Wright St.	5 10	105 H Miami (OH)			6 10
								148 H Dayton			9 12
								160 A Ohio St.			4 9
								165 A Winthrop			3 17
								165 A Winthrop			5 4
								165 A Winthrop			8 7
								175 A Richmond			4 6
								179 A Davidson			2 3
								179 A Davidson			13 5
								179 A Davidson			5 11
								190 A Lipscomb			6 12
								196 A UNCW			5 13
								196 A UNCW			5 3
								206 N Quinnipiac			9 8
								213 A Belmont			2 5
								213 A Belmont			10 7
								246 A Ohio			12 8
								246 A Ohio			2 5
								246 A Ohio			5 16
								247 H Western Mich.			3 6
								251 H Oakland			19 8
								251 H Oakland			19 8
								259 A Youngstown St.			3 5
								272 A Bowling Green			6 10
								272 A Bowling Green			6 9
								272 A Bowling Green			5 6
LAST 10 GAMES											
						246 A Ohio	12 8	251 H Oakland	19 8	251 H Oakland	19 8
						179 A Davidson	5 11	246 A Ohio	2 5	259 A Youngstown St.	3 5
						213 A Belmont	2 5	246 A Ohio	5 16	272 A Bowling Green	6 10
						284 N Bucknell	15 6	259 A Youngstown St.	3 5	272 A Bowling Green	6 9
						297 A Purdue Fort Wayne	11 7	148 H Dayton	9 12	272 A Bowling Green	5 6

Non-Div. I Games:

Toledo

RPI	S	Opponent	Score	
284	N	Bucknell	10	1
284	N	Bucknell	15	6
284	N	Bucknell	7	8
297	A	Purdue Fort Wayne	11	7

Toledo

T  
o  
l  
e  
d  
o

T  
o  
l  
e  
d  
o





RPI	S	Opponent	Score	
296	A	Mt. St. Mary's	6	5

U  
M  
B  
C

U  
M  
B  
C

UMBC

Average RPI Win:		198	WON-LOST RECORD		WINNING PCT. RANK		LAST 10 GAMES		STRENGTH OF SCHEDULE		OPP. STRENGTH OF SCHEDULE		TEAM RPI		ADJ RPI		CONF. RPI		ADJ CONF. RPI				
DIV. I ONLY			11-25-0		.30556	253	3-7-0		139		99		220		.45808	220	4		4				
DIV. I NON-CONF.			8-10-0		.44444	176	2-2-0		283		246		255		.43453	254	4		4				
TOTALS		RPI 1-25		RPI 26-50			W-L RECORDS			RPI 51-100			RPI 101-150			RPI 150+							
11-25-0		1-6-0		1-2-0			OVERALL			1-9-0			0-4-0			8-4-0							
4-9-0		1-2-0		1-2-0			HOME			1-2-0			0-1-0			1-2-0							
2-12-0		0-4-0		0-0-0			AWAY			0-6-0			0-1-0			2-1-0							
5-4-0		0-0-0		0-0-0			NEUTRAL			0-1-0			0-2-0			5-1-0							
8-10-0		0-1-0		0-0-0			NON-CONFERENCE			0-1-0			0-4-0			8-4-0							
1-3-0		0-0-0		0-0-0			HOME			0-0-0			0-1-0			1-2-0							
2-3-0		0-1-0		0-0-			AWAY			0-0-0			0-1-0			2-1-0							
5-4-0		0-0-0		0-0-0			NEUTRAL			0-1-0			0-2-0			5-1-0							
3-15-0		1-5-0		1-2-0			CONFERENCE			1-8-0			0-0-0			0-0-0							
3-6-0		1-2-0		1-2-0			HOME			1-2-0			0-0-0			0-0-0							
0-9-0		0-3-0		0-0-0			AWAY			0-6-0			0-0-0			0-0-0							
0-0-0		0-0-0		0-0-0			NEUTRAL			0-0-0			0-0-0			0-0-0							
RPI	S	Opponent		Score		RPI	S	Opponent		Score		RPI	S	Opponent		Score		RPI	S	Opponent		Score	
14	A	West Virginia		4	5	45	H	Virginia Tech		4	11	72	A	Duke		9	10	135	N	Central Mich.		3	4
18	H	Miami (FL)		10	13	45	H	Virginia Tech		1	0	72	A	Duke		5	6	143	A	Kent St.		8	9
18	H	Miami (FL)		3	5	45	H	Virginia Tech		1	16	72	A	Duke		0	2	143	H	Kent St.		4	6
18	H	Miami (FL)		11	10							84	H	Wake Forest		6	7	149	N	Milwaukee		8	9
22	A	NC State		3	4							84	H	Wake Forest		8	3	170	A	Penn St.		7	2
22	A	NC State		5	6							84	H	Wake Forest		8	20	170	H	Penn St.		3	7
22	A	NC State		3	21							86	N	Iowa		1	10	184	N	Marshall		2	7
												96	A	Virginia		2	5	238	A	USC Upstate		6	3
												96	A	Virginia		5	7	241	N	Butler		4	3
												96	A	Virginia		3	13	252	N	Hofstra		1	0
																		259	A	Youngstown St.		2	3
																		259	H	Youngstown St.		16	6
																		259	H	Youngstown St.		2	4
																		284	N	Bucknell		8	2
																		288	N	Villanova		7	2
																		299	N	Saint Peter's		17	7
LAST 10 GAMES																							
84 H Wake Forest						6	7	84 H Wake Forest						8	3								
84 H Wake Forest						8	20	170 A Penn St.						7	2								
72 A Duke						5	6	72 A Duke						9	10								
72 A Duke						0	2	14 A West Virginia						4	5								
143 A Kent St.						8	9	18 H Miami (FL)						3	5								

**Non-Div. I Games:**

Pittsburgh

Average RPI Win: 239		WON-LOST	WINNING	LAST 10	STRENGTH OF		OPP. STRENGTH	TEAM	ADJ		CONF.	ADJ CONF.
Average RPI Loss: 129		RECORD	PCT. RANK	GAMES	SCHEDULE		OF SCHEDULE	RPI	RPI		RPI	RPI
DIV. I ONLY		15-23-0	.39474	215	1-9-0		202	202	221		23	23
DIV. I NON-CONF.		12-14-0	.46154	168	0-3-0		257	205	230		24	24
TOTALS		RPI 1-25	RPI 26-50		W-L RECORDS		RPI 51-100		RPI 101-150		RPI 150+	
15-23-0		0-0-0	0-1-0		OVERALL		1-6-0		1-11-0		13-5-0	
9-5-0		0-0-0	0-0-0		HOME		0-1-0		0-1-0		9-3-0	
4-16-0		0-0-0	0-1-0		AWAY		0-4-0		1-10-0		3-1-0	
2-2-0		0-0-0	0-0-0		NEUTRAL		1-1-0		0-0-0		1-1-0	
12-14-0		0-0-0	0-1-0		NON-CONFERENCE		1-6-0		0-3-0		11-4-0	
7-4-0		0-0-0	0-0-0		HOME		0-1-0		0-1-0		7-2-0	
3-8-0		0-0-0	0-0-		AWAY		0-4-0		0-2-0		3-1-0	
2-2-0		0-0-0	0-0-0		NEUTRAL		1-1-0		0-0-0		1-1-0	
3-9-0		0-0-0	0-0-0		CONFERENCE		0-0-0		1-8-0		2-1-0	
2-1-0		0-0-0	0-0-0		HOME		0-0-0		0-0-0		2-1-0	
1-8-0		0-0-0	0-0-0		AWAY		0-0-0		1-8-0		0-0-0	
0-0-0		0-0-0	0-0-0		NEUTRAL		0-0-0		0-0-0		0-0-0	
RPI S	Opponent	Score	RPI S	Opponent	Score	RPI S	Opponent	Score	RPI S	Opponent	Score	
			46 A	Loyola Marymount	3 8	52 A	Fresno St.	6 7	109 A	UNLV	1 6	
						52 H	Fresno St.	3 9	111 A	Sacramento St.	4 5	
						56 N	Pepperdine	0 11	111 A	Sacramento St.	3 4	
						60 N	California	4 3	111 A	Sacramento St.	7 10	
						98 A	San Francisco	1 12	116 A	California Baptist	0 6	
						98 A	San Francisco	0 2	116 A	California Baptist	2 8	
						98 A	San Francisco	2 3	116 A	California Baptist	1 4	
									139 A	Cal Poly	0 2	
									139 H	Cal Poly	1 7	
									145 A	New Mexico St.	9 4	
									145 A	New Mexico St.	9 12	
									145 A	New Mexico St.	1 23	
									154 N	Ball St.	6 10	
									154 N	Ball St.	7 6	
									195 H	UC Riverside	1 12	
									242 H	Seattle U	7 5	
									242 H	Seattle U	6 7	
									242 H	Seattle U	9 0	
									243 A	Hawaii	4 7	
									243 A	Hawaii	8 4	
									243 A	Hawaii	5 4	
									243 A	Hawaii	2 0	
									285 H	Santa Clara	4 2	
									285 H	Santa Clara	3 1	
									285 H	Santa Clara	1 3	
									285 H	Santa Clara	8 4	
									290 H	Fairleigh Dickinson	12 2	
LAST 10 GAMES			285 H	Santa Clara	8 4	195 H	UC Riverside	1 12	285 H	Santa Clara	4 2	
			52 A	Fresno St.	6 7	111 A	Sacramento St.	4 5	285 H	Santa Clara	3 1	
			116 A	California Baptist	2 8	111 A	Sacramento St.	7 10	285 H	Santa Clara	1 3	
			116 A	California Baptist	0 6	111 A	Sacramento St.	3 4	285 H	Santa Clara	8 4	
			116 A	California Baptist	1 4	46 A	Loyola Marymount	3 8				

Non-Div. I Games:

CSU Bakersfield

RPI	S	Opponent	Score	
290	H	Fairleigh Dickinson	9	4
290	H	Fairleigh Dickinson	17	2
290	H	Fairleigh Dickinson	5	4

CSU Bakersfield

C  
S  
U  
B  
a  
k  
e  
r  
s  
f  
i  
e  
l  
d

C  
S  
U  
B  
a  
k  
e  
r  
s  
f  
i  
e  
l  
d

Average RPI Win:		215	WON-LOST RECORD		WINNING PCT. RANK	LAST 10 GAMES		STRENGTH OF SCHEDULE		OPP. STRENGTH OF SCHEDULE	TEAM RPI	ADJ RPI	CONF. RPI	ADJ CONF. RPI
Average RPI Loss:		125												
DIV. I ONLY			12-23-0		.34286 244	2-8-0		161		165	222	.45741 222	21	21
DIV. I NON-CONF.			5-15-0		.25 256	0-3-0		137		105	231	.45317 231	21	21
TOTALS		RPI 1-25	RPI 26-50		W-L RECORDS		RPI 51-100		RPI 101-150		RPI 150+			
12-23-0		0-2-0	0-0-0		OVERALL		2-7-0		0-5-0		10-9-0			
8-6-0		0-0-0	0-0-0		HOME		0-0-0		0-1-0		8-5-0			
3-15-0		0-2-0	0-0-0		AWAY		2-7-0		0-4-0		1-2-0			
1-2-0		0-0-0	0-0-0		NEUTRAL		0-0-0		0-0-0		1-2-0			
5-15-0		0-2-0	0-0-0		NON-CONFERENCE		1-5-0		0-2-0		4-6-0			
2-3-0		0-0-0	0-0-0		HOME		0-0-0		0-1-0		2-2-0			
2-10-0		0-2-0	0-0-		AWAY		1-5-0		0-1-0		1-2-0			
1-2-0		0-0-0	0-0-0		NEUTRAL		0-0-0		0-0-0		1-2-0			
7-8-0		0-0-0	0-0-0		CONFERENCE		1-2-0		0-3-0		6-3-0			
6-3-0		0-0-0	0-0-0		HOME		0-0-0		0-0-0		6-3-0			
1-5-0		0-0-0	0-0-0		AWAY		1-2-0		0-3-0		0-0-0			
0-0-0		0-0-0	0-0-0		NEUTRAL		0-0-0		0-0-0		0-0-0			
RPI S	Opponent	Score	RPI S	Opponent	Score	RPI S	Opponent	Score	RPI S	Opponent	Score	RPI S	Opponent	Score
8 A	Tennessee	2 7				59 A	Campbell	1 21	113 H	Western Caro.	4 16			
8 A	Tennessee	4 8				59 A	Campbell	3 0	117 A	ETSU	6 7			
						59 A	Campbell	3 6	132 A	Presbyterian	2 4			
						69 A	Ga. Southern	1 5	132 A	Presbyterian	2 7			
						69 A	Ga. Southern	14 9	132 A	Presbyterian	2 6			
						69 A	Ga. Southern	0 14	165 H	Winthrop	12 2			
						82 A	Col. of Charleston	5 6	165 H	Winthrop	3 4			
						82 A	Col. of Charleston	0 9	165 H	Winthrop	1 9			
						82 A	Col. of Charleston	3 12	166 H	Appalachian St.	2 8			
									180 A	Furman	4 3			
									180 H	Furman	2 3			
									183 A	Wofford	2 14			
									198 A	Charlotte	2 5			
									219 N	UMBC	0 12			
									219 N	UMBC	2 3			
									219 N	UMBC	17 14			
									238 H	USC Upstate	2 10			
									238 H	USC Upstate	9 5			
									238 H	USC Upstate	7 6			
									266 H	Iona	9 2			
									266 H	Iona	7 3			
									292 H	Longwood	14 3			
									292 H	Longwood	11 8			
									292 H	Longwood	11 8			
			LAST 10 GAMES											
			165 H	Winthrop	3 4	132 A	Presbyterian	2 7						
			180 H	Furman	2 3	132 A	Presbyterian	2 6						
			165 H	Winthrop	1 9	132 A	Presbyterian	2 4						
			165 H	Winthrop	12 2	198 A	Charlotte	2 5						
			166 H	Appalachian St.	2 8	292 H	Longwood	11 8						

Non-Div. I Games:

UNC Asheville

Average RPI Win: 197		WON-LOST	WINNING	LAST 10	STRENGTH OF		OPP. STRENGTH	TEAM	ADJ	CONF.	ADJ CONF.
Average RPI Loss: 107		RECORD	PCT. RANK	GAMES	SCHEDULE		OF SCHEDULE	RPI	RPI	RPI	RPI
DIV. I ONLY		11-25-0	.30556	253	4-6-0		102	139	223	.45692	223
DIV. I NON-CONF.		8-13-0	.38095	204	3-0-0		44	215	176	.48435	176
TOTALS		RPI 1-25	RPI 26-50		W-L RECORDS		RPI 51-100		RPI 101-150		RPI 150+
11-25-0	0-5-0	0-0-0		OVERALL		0-3-0		2-13-0		9-4-0	
7-17-0	0-3-0	0-0-0		HOME		0-3-0		2-10-0		5-1-0	
4-8-0	0-2-0	0-0-0		AWAY		0-0-0		0-3-0		4-3-0	
0-0-0	0-0-0	0-0-0		NEUTRAL		0-0-0		0-0-0		0-0-0	
8-13-0	0-5-0	0-0-0		NON-CONFERENCE		0-0-0		1-5-0		7-3-0	
6-9-0	0-3-0	0-0-0		HOME		0-0-0		1-5-0		5-1-0	
2-4-0	0-2-0	0-0-0		AWAY		0-0-0		0-0-0		2-2-0	
0-0-0	0-0-0	0-0-0		NEUTRAL		0-0-0		0-0-0		0-0-0	
3-12-0	0-0-0	0-0-0		CONFERENCE		0-3-0		1-8-0		2-1-0	
1-8-0	0-0-0	0-0-0		HOME		0-3-0		1-5-0		0-0-0	
2-4-0	0-0-0	0-0-0		AWAY		0-0-0		0-3-0		2-1-0	
0-0-0	0-0-0	0-0-0		NEUTRAL		0-0-0		0-0-0		0-0-0	
RPI S	Opponent	Score		RPI S	Opponent	Score		RPI S	Opponent	Score	
6 A	Georgia	1	11					106 H	Troy	5	10
6 H	Georgia	3	6					106 H	Troy	12	5
9 A	Georgia Tech	3	7					106 H	Troy	6	10
9 H	Georgia Tech	0	10					110 A	Little Rock	2	3
14 H	West Virginia	2	8					110 A	Little Rock	2	6
								110 A	Little Rock	1	9
								117 H	ETSU	2	8
								117 H	ETSU	1	5
								117 H	ETSU	6	5
								142 H	Samford	1	2
								142 H	Samford	2	13
								142 H	Samford	6	8
								147 H	La.-Monroe	8	16
								147 H	La.-Monroe	3	10
								147 H	La.-Monroe	3	9
								166 A	Appalachian St.	2	0
								166 A	Appalachian St.	3	9
								166 A	Appalachian St.	17	6
								175 H	Richmond	6	13
								180 H	Furman	10	8
								189 H	UIC	9	5
								203 A	Mercer	11	14
								203 H	Mercer	4	2
								217 H	Kennesaw St.	9	7
								269 A	Charleston So.	7	6
								269 A	Charleston So.	2	5
								269 A	Charleston So.	15	6
LAST 10 GAMES											
269 A	Charleston So.	15	6	203 H	Mercer	4	2				
282 H	Savannah St.	5	1	147 H	La.-Monroe	3	9				
106 H	Troy	5	10	147 H	La.-Monroe	3	10				
106 H	Troy	12	5	147 H	La.-Monroe	8	16				
106 H	Troy	6	10	180 H	Furman	10	8				

Non-Div. I Games: Ga. Southwestern 9 5

Georgia St.

RPI	S	Opponent	Score	
282	H	Savannah St.	5	1

Georgia St.

G  
e  
o  
r  
g  
i  
a  
S  
t  
.

G  
e  
o  
r  
g  
i  
a  
S  
t  
.

S  
I  
U  
E

SIUE



RPI	S	Opponent	Score
274	A	Tennessee Tech	6 12
274	A	Tennessee Tech	6 7

Average RPI Win:		220	WON-LOST RECORD		WINNING PCT. RANK		LAST 10 GAMES		STRENGTH OF SCHEDULE		OPP. STRENGTH OF SCHEDULE		TEAM RPI		ADJ RPI		CONF. RPI		ADJ CONF. RPI				
DIV. I ONLY			13-20-0		.39394 218		5-5-0		225		270		225		.45192 225		29		29				
DIV. I NON-CONF.			8-13-0		.38095 204		2-1-0		201		267		190		.47598 190		29		29				
TOTALS		RPI 1-25		RPI 26-50		W-L RECORDS		RPI 51-100		RPI 101-150		RPI 150+											
13-20-0		1-0-0		0-0-0		OVERALL		1-4-0		0-6-0		11-10-0											
4-5-0		0-0-0		0-0-0		HOME		1-2-0		0-0-0		3-3-0											
8-13-0		1-0-0		0-0-0		AWAY		0-2-0		0-6-0		7-5-0											
1-2-0		0-0-0		0-0-0		NEUTRAL		0-0-0		0-0-0		1-2-0											
8-13-0		1-0-0		0-0-0		NON-CONFERENCE		0-2-0		0-6-0		7-5-0											
2-1-0		0-0-0		0-0-0		HOME		0-0-0		0-0-0		2-1-0											
6-12-0		1-0-0		0-0-		AWAY		0-2-0		0-6-0		5-4-0											
0-0-0		0-0-0		0-0-0		NEUTRAL		0-0-0		0-0-0		0-0-0											
5-7-0		0-0-0		0-0-0		CONFERENCE		1-2-0		0-0-0		4-5-0											
2-4-0		0-0-0		0-0-0		HOME		1-2-0		0-0-0		1-2-0											
2-1-0		0-0-0		0-0-0		AWAY		0-0-0		0-0-0		2-1-0											
1-2-0		0-0-0		0-0-0		NEUTRAL		0-0-0		0-0-0		1-2-0											
RPI	S	Opponent		Score		RPI	S	Opponent		Score		RPI	S	Opponent		Score							
6	A	Georgia		1 0				65 H Bryant		5 4		117	A	ETSU		2 7							
								65 H Bryant		2 4		117	A	ETSU		2 7							
								65 H Bryant		2 10		117	A	ETSU		3 10							
								74 A St. John's (NY)		10 11		136	A	FGCU		1 9							
								99 A Stony Brook		3 9		136	A	FGCU		1 10							
												136	A	FGCU		0 10							
												182	H	Fairfield		4 3							
												194	A	Lamar University		4 8							
												194	A	Lamar University		1 2							
												194	A	Lamar University		2 6							
												230	A	Manhattan		6 4							
												230	H	Manhattan		2 3							
												234	A	Wagner		5 0							
												234	A	Wagner		4 6							
												234	A	Wagner		14 8							
												235	N	Sacred Heart		3 2							
												235	N	Sacred Heart		3 4							
												235	N	Sacred Heart		5 6							
												252	A	Hofstra		10 1							
												266	H	Iona		16 8							
												283	A	Rider		5 6							
												288	A	Villanova		3 0							
												288	A	Villanova		4 1							
												288	A	Villanova		11 3							
												296	H	Mt. St. Mary's		5 1							
												296	H	Mt. St. Mary's		5 9							
												296	H	Mt. St. Mary's		3 5							
LAST 10 GAMES																							
296 H Mt. St. Mary's						3 5						194 A Lamar University						4 8					
296 H Mt. St. Mary's						5 1						194 A Lamar University						1 2					
235 N Sacred Heart						3 2						230 A Manhattan						6 4					
235 N Sacred Heart						3 4						234 A Wagner						4 6					
182 H Fairfield						4 3						234 A Wagner						5 0					

**Non-Div. I Games:**

LIU Brooklyn

Average RPI Win: 217		WON-LOST RECORD		WINNING PCT. RANK		LAST 10 GAMES		STRENGTH OF SCHEDULE		OPP. STRENGTH OF SCHEDULE		TEAM RPI		ADJ RPI		CONF. RPI		ADJ CONF. RPI	
Average RPI Loss: 166																			
DIV. I ONLY		11-22-0		.33333 247		4-6-0		181		251		226		.45189 226		20		19	
DIV. I NON-CONF.		7-11-0		.38889 200		1-3-0		174		253		183		.48005 183		22		22	
TOTALS		RPI 1-25		RPI 26-50		W-L RECORDS		RPI 51-100		RPI 101-150		RPI 150+							
11-22-0		0-2-0		0-2-0		OVERALL		0-0-0		3-3-0		8-15-0							
3-4-0		0-0-0		0-0-0		HOME		0-0-0		2-1-0		1-3-0							
5-15-0		0-2-0		0-2-0		AWAY		0-0-0		1-2-0		4-9-0							
3-3-0		0-0-0		0-0-0		NEUTRAL		0-0-0		0-0-0		3-3-0							
7-11-0		0-2-0		0-2-0		NON-CONFERENCE		0-0-0		1-2-0		6-5-0							
1-0-0		0-0-0		0-0-0		HOME		0-0-0		0-0-0		1-0-0							
3-8-0		0-2-0		0-0-		AWAY		0-0-0		1-2-0		2-2-0							
3-3-0		0-0-0		0-0-0		NEUTRAL		0-0-0		0-0-0		3-3-0							
4-11-0		0-0-0		0-0-0		CONFERENCE		0-0-0		2-1-0		2-10-0							
2-4-0		0-0-0		0-0-0		HOME		0-0-0		2-1-0		0-3-0							
2-7-0		0-0-0		0-0-0		AWAY		0-0-0		0-0-0		2-7-0							
0-0-0		0-0-0		0-0-0		NEUTRAL		0-0-0		0-0-0		0-0-0							
RPI S	Opponent	Score		RPI S	Opponent	Score		RPI S	Opponent	Score		RPI S	Opponent	Score					
17 A	Auburn	0	2	26 A	Ole Miss	6	12					118 H	Morehead St.	2	0				
17 A	Auburn	9	15	40 A	Evansville	3	6					118 H	Morehead St.	2	6				
												118 H	Morehead St.	5	4				
												142 A	Samford	3	1				
												142 A	Samford	3	6				
												142 A	Samford	4	14				
												175 A	Eastern Ky.	4	14				
												175 A	Eastern Ky.	5	8				
												175 A	Eastern Ky.	6	21				
												188 N	South Dakota St.	1	7				
												188 N	South Dakota St.	3	15				
												188 N	South Dakota St.	5	4				
												213 H	Belmont	2	5				
												213 H	Belmont	5	6				
												213 H	Belmont	1	11				
												217 A	Kennesaw St.	1	2				
												217 A	Kennesaw St.	1	3				
												217 A	Kennesaw St.	6	4				
												224 A	SIUE	5	8				
												224 A	SIUE	2	3				
												224 A	SIUE	0	6				
LAST 10 GAMES																			
224 A	SIUE	0	6	237 N	North Ala.	6	7	237 N	North Ala.	1	0	237 N	North Ala.	1	0				
118 H	Morehead St.	2	0	188 N	South Dakota St.	5	4	237 N	North Ala.	6	7	237 N	North Ala.	6	7				
118 H	Morehead St.	2	6	224 A	SIUE	2	3	267 A	Southeast Mo. St.	1	4	267 A	Southeast Mo. St.	1	0				
217 A	Kennesaw St.	1	2	224 A	SIUE	5	8	267 A	Southeast Mo. St.	1	0	267 A	Southeast Mo. St.	1	0				
217 A	Kennesaw St.	6	4	142 A	Samford	3	1	267 A	Southeast Mo. St.	3	0	267 A	Southeast Mo. St.	3	0				

Non-Div. I Games: Union (TN)

8 3

Christian Bros.

18 2

Union (TN)

7 2

UT Martin

RPI	S	Opponent	Score	
298	A	Alabama A&M	12	3
298	H	Alabama A&M	8	3

UT Martin

U  
T  
M  
a  
r  
t  
i  
n

U  
T  
M  
a  
r  
t  
i  
n

Average RPI Win:	251	WON-LOST	WINNING	LAST 10	STRENGTH OF	OPP. STRENGTH	TEAM	ADJ	CONF.	ADJ CONF.	
Average RPI Loss:	198	RECORD	PCT. RANK	GAMES	SCHEDULE	OF SCHEDULE	RPI	RPI	RPI	RPI	
DIV. I ONLY	19-18-0	.51351	142	6-4-0	258	285	227	.45103	227	18	18
DIV. I NON-CONF.	18-10-0	.64286	75	5-1-0	277	293	204	.4697	204	23	23
<hr/>											
TOTALS	RPI 1-25	RPI 26-50		W-L RECORDS		RPI 51-100		RPI 101-150		RPI 150+	
19-18-0	0-0-0	0-0-0		OVERALL		0-3-0		2-3-0		17-12-0	
12-7-0	0-0-0	0-0-0		HOME		0-3-0		1-0-0		11-4-0	
7-11-0	0-0-0	0-0-0		AWAY		0-0-0		1-3-0		6-8-0	
0-0-0	0-0-0	0-0-0		NEUTRAL		0-0-0		0-0-0		0-0-0	
18-10-0	0-0-0	0-0-0		NON-CONFERENCE		0-0-0		2-3-0		16-7-0	
12-4-0	0-0-0	0-0-0		HOME		0-0-0		1-0-0		11-4-0	
6-6-0	0-0-0	0-0-		AWAY		0-0-0		1-3-0		5-3-0	
0-0-0	0-0-0	0-0-0		NEUTRAL		0-0-0		0-0-0		0-0-0	
1-8-0	0-0-0	0-0-0		CONFERENCE		0-3-0		0-0-0		1-5-0	
0-3-0	0-0-0	0-0-0		HOME		0-3-0		0-0-0		0-0-0	
1-5-0	0-0-0	0-0-0		AWAY		0-0-0		0-0-0		1-5-0	
0-0-0	0-0-0	0-0-0		NEUTRAL		0-0-0		0-0-0		0-0-0	
RPI	S	Opponent	Score	RPI	S	Opponent	Score	RPI	S	Opponent	Score
						63 H VCU	2 11	145 A New Mexico St.		3 7	
						63 H VCU	4 28	145 A New Mexico St.		9 8	
						63 H VCU	6 9	145 A New Mexico St.		1 6	
								145 A New Mexico St.		5 16	
								150 H Penn		7 6	
								179 A Davidson		3 11	
								179 A Davidson		8 16	
								179 A Davidson		0 6	
								206 H Quinnipiac		2 1	
								206 H Quinnipiac		18 8	
								206 H Quinnipiac		0 12	
								215 A Delaware		4 2	
								250 H Albany (NY)		13 6	
								250 H Albany (NY)		5 6	
								250 H Albany (NY)		9 0	
								256 A Lehigh		14 6	
								268 A St. Bonaventure		2 3	
								268 A St. Bonaventure		5 14	
								268 A St. Bonaventure		10 5	
								269 A Charleston So.		6 3	
								269 A Charleston So.		3 7	
								269 A Charleston So.		5 4	
								276 A Delaware St.		7 4	
								276 H Delaware St.		12 2	
								283 H Rider		11 12	
								283 H Rider		7 5	
								283 H Rider		6 7	
LAST 10 GAMES											
						256 A Lehigh	14 6	283 H Rider	6 7		
						268 A St. Bonaventure	2 3	283 H Rider	3 0		
						268 A St. Bonaventure	5 14	145 A New Mexico St.	3 7		
						250 H Albany (NY)	13 6	206 H Quinnipiac	2 1		
						283 H Rider	7 5	250 H Albany (NY)	9 0		

Non-Div. I Games:

La Salle

RPI	S	Opponent	Score	
283	H	Rider	3	0
288	A	Villanova	0	1
288	A	Villanova	6	8
288	H	Villanova	8	7
290	H	Fairleigh Dickinson	19	9
295	H	UMES	13	4
299	H	Saint Peter's	14	4

La Salle

L  
a  
S  
a  
l  
l  
e

L  
a  
S  
a  
l  
l  
e

Average RPI Win:	245	WON-LOST RECORD	WINNING PCT. RANK	LAST 10 GAMES	STRENGTH OF SCHEDULE	OPP. STRENGTH OF SCHEDULE	TEAM RPI	ADJ RPI	CONF. RPI	ADJ CONF. RPI	
DIV. I ONLY		9-17-0	.34615 242	5-5-0	239	275	228	.44998 228	27	27	
DIV. I NON-CONF.		2-9-0	.18182 281	0-1-0	220	233	270	.4197 270	28	28	
<hr/>											
TOTALS	RPI 1-25		RPI 26-50	W-L RECORDS		RPI 51-100		RPI 101-150		RPI 150+	
9-17-0	0-0-0		0-0-0	OVERALL		0-1-0		1-6-0		8-10-0	
0-0-0	0-0-0		0-0-0	HOME		0-0-0		0-0-0		0-0-0	
8-13-0	0-0-0		0-0-0	AWAY		0-1-0		1-4-0		7-8-0	
1-4-0	0-0-0		0-0-0	NEUTRAL		0-0-0		0-2-0		1-2-0	
2-9-0	0-0-0		0-0-0	NON-CONFERENCE		0-1-0		1-6-0		1-2-0	
0-0-0	0-0-0		0-0-0	HOME		0-0-0		0-0-0		0-0-0	
2-7-0	0-0-0		0-0-	AWAY		0-1-0		1-4-0		1-2-0	
0-2-0	0-0-0		0-0-0	NEUTRAL		0-0-0		0-2-0		0-0-0	
7-8-0	0-0-0		0-0-0	CONFERENCE		0-0-0		0-0-0		7-8-0	
0-0-0	0-0-0		0-0-0	HOME		0-0-0		0-0-0		0-0-0	
6-6-0	0-0-0		0-0-0	AWAY		0-0-0		0-0-0		6-6-0	
1-2-0	0-0-0		0-0-0	NEUTRAL		0-0-0		0-0-0		1-2-0	
RPI	S	Opponent	Score	RPI	S	Opponent	Score	RPI	S	Opponent	Score
						73 A Minnesota	3 4	104 A UTRGV		3 8	
								104 A UTRGV		4 6	
								111 A Sacramento St.		3 8	
								111 A Sacramento St.		9 1	
								111 A Sacramento St.		1 2	
								119 N Portland		1 2	
								119 N Portland		5 8	
								185 A Omaha		6 7	
								185 A Omaha		0 3	
								185 A Omaha		1 4	
								188 N South Dakota St.		2 5	
								188 N South Dakota St.		6 2	
								188 N South Dakota St.		9 10	
								212 A Oral Roberts		3 2	
								212 A Oral Roberts		3 6	
								212 A Oral Roberts		3 9	
								255 A Western Ill.		11 1	
								255 A Western Ill.		5 4	
								255 A Western Ill.		6 9	
								291 A Northern Colo.		11 5	
								291 A Northern Colo.		1 3	
								291 A Northern Colo.		6 7	
						LAST 10 GAMES					
						188 N South Dakota St.	6 2	291 A Northern Colo.		11 5	
						188 N South Dakota St.	2 5	291 A Northern Colo.		6 7	
						297 A Purdue Fort Wayne	5 4	188 N South Dakota St.		9 10	
						297 A Purdue Fort Wayne	17 8	73 A Minnesota		3 4	
						255 A Western Ill.	11 1	297 A Purdue Fort Wayne		7 0	

**Non-Div. I Games:**

North Dakota St.

Average RPI Win:	209	WON-LOST	WINNING	LAST 10	STRENGTH OF	OPP. STRENGTH	TEAM	ADJ	CONF.	ADJ CONF.	
Average RPI Loss:	120	RECORD	PCT. RANK	GAMES	SCHEDULE	OF SCHEDULE	RPI	RPI	RPI	RPI	
DIV. I ONLY	7-24-0	.22581	286	2-8-0	93	231	229	.44977	229	6	6
DIV. I NON-CONF.	6-16-0	.27273	245	1-0-0	196	266	253	.43578	252	6	6
TOTALS	RPI 1-25	RPI 26-50	W-L RECORDS	RPI 51-100	RPI 101-150	RPI 150+					
7-24-0	0-0-0	1-11-0	OVERALL	0-3-0	0-0-0	6-10-0					
3-4-0	0-0-0	1-2-0	HOME	0-0-0	0-0-0	2-2-0					
2-19-0	0-0-0	0-9-0	AWAY	0-3-0	0-0-0	2-7-0					
2-1-0	0-0-0	0-0-0	NEUTRAL	0-0-0	0-0-0	2-1-0					
6-16-0	0-0-0	0-3-0	NON-CONFERENCE	0-3-0	0-0-0	6-10-0					
2-2-0	0-0-0	0-0-0	HOME	0-0-0	0-0-0	2-2-0					
2-13-0	0-0-0	0-0-0	AWAY	0-3-0	0-0-0	2-7-0					
2-1-0	0-0-0	0-0-0	NEUTRAL	0-0-0	0-0-0	2-1-0					
1-8-0	0-0-0	1-8-0	CONFERENCE	0-0-0	0-0-0	0-0-0					
1-2-0	0-0-0	1-2-0	HOME	0-0-0	0-0-0	0-0-0					
0-6-0	0-0-0	0-6-0	AWAY	0-0-0	0-0-0	0-0-0					
0-0-0	0-0-0	0-0-0	NEUTRAL	0-0-0	0-0-0	0-0-0					
RPI S	Opponent	Score	RPI S	Opponent	Score	RPI S	Opponent	Score	RPI S	Opponent	Score
			30 A	DBU	1 6	92 A	Arkansas St.	6 7	154 A	Ball St.	8 14
			30 A	DBU	0 8	92 A	Arkansas St.	1 7	167 A	Purdue	1 5
			30 A	DBU	5 10	92 A	Arkansas St.	1 4	190 A	Lipscomb	8 6
			47 H	Illinois St.	4 2				190 A	Lipscomb	0 6
			47 H	Illinois St.	1 13				196 A	UNCW	10 8
			47 H	Illinois St.	6 12				196 A	UNCW	8 10
			48 A	South Carolina	2 3				196 A	UNCW	3 4
			48 A	South Carolina	6 12				204 A	N.C. A&T	4 11
			48 A	South Carolina	2 9				241 H	Butler	4 6
			49 A	Indiana St.	5 11				241 H	Butler	5 2
			49 A	Indiana St.	0 8				241 H	Butler	2 9
			49 A	Indiana St.	2 13				247 H	Western Mich.	11 1
									271 N	Northern Ill.	5 2
									271 N	Northern Ill.	7 6
									271 N	Northern Ill.	2 5
									274 A	Tennessee Tech	8 12
			LAST 10 GAMES								
			49 A	Indiana St.	5 11	196 A	UNCW	8 10			
			49 A	Indiana St.	0 8	247 H	Western Mich.	11 1			
			47 H	Illinois St.	4 2	49 A	Indiana St.	2 13			
			47 H	Illinois St.	6 12	47 H	Illinois St.	1 13			
			196 A	UNCW	3 4	30 A	DBU	1 6			

Non-Div. I Games:

Valparaiso



[illegible]

**Non-Div. I Games:**

## Manhattan

RPI	S	Opponent	Score	
270	A	George Mason	3	6
270	A	George Mason	3	4
270	A	George Mason	3	2

Manhattan

M  
a  
n  
h  
a  
t  
t  
a  
n

M  
a  
n  
h  
a  
t  
t  
a  
n

Average RPI Win:	230	WON-LOST	WINNING	LAST 10		STRENGTH OF	OPP. STRENGTH	TEAM	ADJ	CONF.	ADJ CONF.	
Average RPI Loss:	168	RECORD	PCT. RANK	GAMES		SCHEDULE	OF SCHEDULE	RPI	RPI	RPI	RPI	
DIV. I ONLY		9-23-0	.28125	267	3-7-0	164	279	231	.44896	231	28	28
DIV. I NON-CONF.		5-15-0	.25	256	1-2-0	104	273	216	.46365	215	27	27
<hr/>												
TOTALS	RPI 1-25			RPI 26-50	W-L RECORDS		RPI 51-100			RPI 101-150		RPI 150+
9-23-0	0-0-0			0-0-0	OVERALL		0-4-0			1-6-0		8-13-0
2-4-0	0-0-0			0-0-0	HOME		0-0-0			0-0-0		2-4-0
7-19-0	0-0-0			0-0-0	AWAY		0-4-0			1-6-0		6-9-0
0-0-0	0-0-0			0-0-0	NEUTRAL		0-0-0			0-0-0		0-0-0
5-15-0	0-0-0			0-0-0	NON-CONFERENCE		0-4-0			1-3-0		4-8-0
1-2-0	0-0-0			0-0-0	HOME		0-0-0			0-0-0		1-2-0
4-13-0	0-0-0			0-0-	AWAY		0-4-0			1-3-0		3-6-0
0-0-0	0-0-0			0-0-0	NEUTRAL		0-0-0			0-0-0		0-0-0
4-8-0	0-0-0			0-0-0	CONFERENCE		0-0-0			0-3-0		4-5-0
1-2-0	0-0-0			0-0-0	HOME		0-0-0			0-0-0		1-2-0
3-6-0	0-0-0			0-0-0	AWAY		0-0-0			0-3-0		3-3-0
0-0-0	0-0-0			0-0-0	NEUTRAL		0-0-0			0-0-0		0-0-0
RPI	S	Opponent	Score	RPI	S	Opponent	Score	RPI	S	Opponent	Score	
						66 A Boston College	5 7			136 A FGCU	6 17	
						70 A UCF	1 7			136 A FGCU	2 1	
						70 A UCF	2 3			136 A FGCU	0 8	
						70 A UCF	1 5			136 A FGCU	8 18	
										140 A Canisius	3 4	
										140 A Canisius	4 5	
										140 A Canisius	12 14	
										171 A Fordham	4 5	
										171 H Fordham	12 0	
										182 H Fairfield	2 4	
										182 H Fairfield	3 0	
										182 H Fairfield	4 6	
										196 A UNCW	1 2	
										196 A UNCW	2 7	
										196 A UNCW	3 10	
										207 H Army West Point	1 6	
										230 A Manhattan	4 8	
										230 A Manhattan	7 10	
										230 A Manhattan	1 2	
										232 A Stetson	8 7	
										232 A Stetson	5 0	
										232 A Stetson	2 3	
					LAST 10 GAMES					233 H Central Conn. St.	1 8	
					283 A Rider	7 2	272 A Bowling Green	1 3		272 A Bowling Green	9 7	
					140 A Canisius	12 14	283 A Rider	9 8		272 A Bowling Green	1 3	
					272 A Bowling Green	9 7	136 A FGCU	8 18		283 A Rider	13 4	
					196 A UNCW	3 10	230 A Manhattan	1 2		283 A Rider	9 8	
					182 H Fairfield	3 0	140 A Canisius	4 5				

**Non-Div. I Games:**

Siena

RPI	S	Opponent	Score
283	A	Rider	7 2

Siena

S  
t  
e  
t  
s  
o  
n

Stetson

Average RPI Win: 245		WON-LOST	WINNING	LAST 10	STRENGTH OF		OPP. STRENGTH	TEAM	ADJ	CONF.	ADJ CONF.
Average RPI Loss: 153		RECORD	PCT. RANK	GAMES	SCHEDULE		OF SCHEDULE	RPI	RPI	RPI	RPI
DIV. I ONLY		15-12-0	.55556	116	6-4-0		277	257	234	.44747	233
DIV. I NON-CONF.		10-8-0	.55556	124	3-2-0		294	274	256	.43262	255
TOTALS		RPI 1-25	RPI 26-50		W-L RECORDS		RPI 51-100		RPI 101-150		RPI 150+
15-12-0	0-0-0	0-0-0		OVERALL		1-3-0		0-3-0		14-6-0	
9-4-0	0-0-0	0-0-0		HOME		0-1-0		0-1-0		9-2-0	
2-5-0	0-0-0	0-0-0		AWAY		1-2-0		0-0-0		1-3-0	
4-3-0	0-0-0	0-0-0		NEUTRAL		0-0-0		0-2-0		4-1-0	
10-8-0	0-0-0	0-0-0		NON-CONFERENCE		0-1-0		0-3-0		10-4-0	
5-2-0	0-0-0	0-0-0		HOME		0-1-0		0-1-0		5-0-0	
1-3-0	0-0-0	0-0-		AWAY		0-0-0		0-0-0		1-3-0	
4-3-0	0-0-0	0-0-0		NEUTRAL		0-0-0		0-2-0		4-1-0	
5-4-0	0-0-0	0-0-0		CONFERENCE		1-2-0		0-0-0		4-2-0	
4-2-0	0-0-0	0-0-0		HOME		0-0-0		0-0-0		4-2-0	
1-2-0	0-0-0	0-0-0		AWAY		1-2-0		0-0-0		0-0-0	
0-0-0	0-0-0	0-0-0		NEUTRAL		0-0-0		0-0-0		0-0-0	
RPI S	Opponent	Score	RPI S	Opponent	Score	RPI S	Opponent	Score	RPI S	Opponent	Score
						65 A Bryant	6 5		108 N Kansas	8 10	
						65 A Bryant	3 12		133 H Massachusetts	1 2	
						65 A Bryant	4 14		133 N Massachusetts	0 1	
						99 H Stony Brook	3 9		161 A Navy	2 5	
									178 A Binghamton	2 3	
									182 A Fairfield	2 5	
									206 H Quinnipiac	10 9	
									231 A Siena	8 1	
									234 H Wagner	10 3	
									234 H Wagner	2 4	
									234 H Wagner	7 6	
									235 H Sacred Heart	5 1	
									235 H Sacred Heart	8 4	
									235 H Sacred Heart	1 4	
									239 N Saint Joseph's	2 8	
									250 H Albany (NY)	9 6	
									268 N St. Bonaventure	4 3	
									268 N St. Bonaventure	17 3	
									268 N St. Bonaventure	9 5	
									287 N Niagara	5 4	
									299 H Saint Peter's	9 6	
									299 H Saint Peter's	12 4	
									299 H Saint Peter's	5 3	
LAST 10 GAMES											
						299 H Saint Peter's	9 6		99 H Stony Brook	3 9	
						231 A Siena	8 1		178 A Binghamton	2 3	
						235 H Sacred Heart	5 1		287 N Niagara	5 4	
						235 H Sacred Heart	8 4		206 H Quinnipiac	10 9	
						235 H Sacred Heart	1 4		234 H Wagner	10 3	

Non-Div. I Games:

Central Conn. St.

Average RPI Win:	245	WON-LOST RECORD	WINNING PCT. RANK	LAST 10 GAMES	STRENGTH OF SCHEDULE	OPP. STRENGTH OF SCHEDULE	TEAM RPI	ADJ RPI	CONF. RPI	ADJ CONF. RPI	
Average RPI Loss:	161										
DIV. I ONLY	12-20-0	.375	229	5-5-0	223	276	235	.44681	234	29	29
DIV. I NON-CONF.	6-14-0	.3	236	2-1-0	170	257	223	.45816	223	29	29
<hr/>											
TOTALS	RPI 1-25	RPI 26-50		W-L RECORDS		RPI 51-100		RPI 101-150		RPI 150+	
12-20-0	0-0-0	0-0-0		OVERALL		0-5-0		1-5-0		11-10-0	
5-4-0	0-0-0	0-0-0		HOME		0-0-0		0-0-0		5-4-0	
7-15-0	0-0-0	0-0-0		AWAY		0-5-0		1-5-0		6-5-0	
0-1-0	0-0-0	0-0-0		NEUTRAL		0-0-0		0-0-0		0-1-0	
<hr/>											
6-14-0	0-0-0	0-0-0		NON-CONFERENCE		0-5-0		1-5-0		5-4-0	
2-1-0	0-0-0	0-0-0		HOME		0-0-0		0-0-0		2-1-0	
4-12-0	0-0-0	0-0-		AWAY		0-5-0		1-5-0		3-2-0	
0-1-0	0-0-0	0-0-0		NEUTRAL		0-0-0		0-0-0		0-1-0	
<hr/>											
6-6-0	0-0-0	0-0-0		CONFERENCE		0-0-0		0-0-0		6-6-0	
3-3-0	0-0-0	0-0-0		HOME		0-0-0		0-0-0		3-3-0	
3-3-0	0-0-0	0-0-0		AWAY		0-0-0		0-0-0		3-3-0	
0-0-0	0-0-0	0-0-0		NEUTRAL		0-0-0		0-0-0		0-0-0	
<hr/>											
RPI	S	Opponent	Score	RPI	S	Opponent	Score	RPI	S	Opponent	Score
						58 A San Diego	0 14			107 A Elon	7 6
						58 A San Diego	9 15			107 A Elon	6 10
						58 A San Diego	1 3			107 A Elon	6 16
						96 A Virginia	9 18			117 A ETSU	1 7
						96 A Virginia	0 14			117 A ETSU	1 6
										117 A ETSU	3 4
										168 A Rutgers	10 11
										171 A Fordham	3 2
										202 H Seton Hall	7 11
										202 N Seton Hall	0 10
										225 H LIU Brooklyn	8 14
										225 H LIU Brooklyn	6 4
										225 H LIU Brooklyn	0 5
										233 A Central Conn. St.	3 10
										233 A Central Conn. St.	6 7
										233 A Central Conn. St.	4 2
										235 A Sacred Heart	5 4
										235 A Sacred Heart	7 4
										235 A Sacred Heart	8 11
										262 A Monmouth	13 4
										262 A Monmouth	2 6
										283 H Rider	9 1
										296 H Mt. St. Mary's	5 6
										296 H Mt. St. Mary's	9 8
										296 H Mt. St. Mary's	4 0
										299 A Saint Peter's	17 6
										299 H Saint Peter's	13 3

Non-Div. I Games:

Wagner

Average RPI Win:	216	WON-LOST	WINNING	LAST 10	STRENGTH OF	OPP. STRENGTH	TEAM	ADJ	CONF.	ADJ CONF.	
Average RPI Loss:	169	RECORD	PCT. RANK	GAMES	SCHEDULE	OF SCHEDULE	RPI	RPI	RPI	RPI	
DIV. I ONLY	12-22-0	.35294	238	5-5-0	235	241	236	.44672	235	29	29
DIV. I NON-CONF.	6-16-0	.27273	245	2-1-0	186	212	228	.45389	228	29	29
<hr/>											
TOTALS	RPI 1-25	RPI 26-50		W-L RECORDS	RPI 51-100		RPI 101-150		RPI 150+		
12-22-0	0-0-0	0-1-0		OVERALL	1-5-0		1-3-0		10-13-0		
1-4-0	0-0-0	0-0-0		HOME	0-1-0		0-0-0		1-3-0		
8-14-0	0-0-0	0-0-0		AWAY	1-4-0		1-3-0		6-7-0		
3-4-0	0-0-0	0-1-0		NEUTRAL	0-0-0		0-0-0		3-3-0		
<hr/>											
6-16-0	0-0-0	0-1-0		NON-CONFERENCE	1-5-0		1-3-0		4-7-0		
0-2-0	0-0-0	0-0-0		HOME	0-1-0		0-0-0		0-1-0		
5-11-0	0-0-0	0-0-		AWAY	1-4-0		1-3-0		3-4-0		
1-3-0	0-0-0	0-1-0		NEUTRAL	0-0-0		0-0-0		1-2-0		
<hr/>											
6-6-0	0-0-0	0-0-0		CONFERENCE	0-0-0		0-0-0		6-6-0		
1-2-0	0-0-0	0-0-0		HOME	0-0-0		0-0-0		1-2-0		
3-3-0	0-0-0	0-0-0		AWAY	0-0-0		0-0-0		3-3-0		
2-1-0	0-0-0	0-0-0		NEUTRAL	0-0-0		0-0-0		2-1-0		
<hr/>											
RPI	S	Opponent	Score	RPI	S	Opponent	Score	RPI	S	Opponent	Score
32	N	Illinois	0 4	84	A	Wake Forest	1 14	102	A	Rhode Island	6 5
				89	A	William & Mary	7 3	103	A	South Alabama	2 12
				89	A	William & Mary	3 12	103	A	South Alabama	2 11
				99	A	Stony Brook	9 12	103	A	South Alabama	1 16
				99	A	Stony Brook	1 4	171	A	Fordham	3 12
				99	H	Stony Brook	1 8	171	H	Fordham	2 8
								182	A	Fairfield	0 7
								193	A	Yale	9 8
								201	N	Saint Louis	7 9
								205	A	Hartford	5 4
								225	N	LIU Brooklyn	4 3
								225	N	LIU Brooklyn	6 5
								225	N	LIU Brooklyn	2 3
								232	A	Stetson	5 11
								232	A	Stetson	11 4
								232	A	Stetson	5 8
								233	A	Central Conn. St.	4 8
								233	A	Central Conn. St.	1 5
								233	A	Central Conn. St.	4 1
								234	H	Wagner	4 5
								234	H	Wagner	4 7
								234	H	Wagner	11 8
				LAST 10 GAMES				234	H	Wagner	11 8
				234	H	Wagner	11 8	182	A	Fairfield	0 7
				234	H	Wagner	4 7	233	A	Central Conn. St.	1 5
				99	A	Stony Brook	1 4	233	A	Central Conn. St.	4 8
				225	N	LIU Brooklyn	2 3	233	A	Central Conn. St.	4 1
				225	N	LIU Brooklyn	4 3	193	A	Yale	9 8
								275	N	Georgetown	0 11
								275	N	Georgetown	6 5
								290	A	Fairleigh Dickinson	5 6
								290	A	Fairleigh Dickinson	13 6
								290	A	Fairleigh Dickinson	12 5

Non-Div. I Games:

Sacred Heart



Average RPI Win:	213	WON-LOST RECORD	WINNING PCT. RANK	LAST 10 GAMES	STRENGTH OF SCHEDULE	OPP. STRENGTH OF SCHEDULE	TEAM RPI	ADJ RPI	CONF. RPI	ADJ CONF. RPI		
DIV. I ONLY		11-17-0	.39286	220	3-7-0	266	163	233	.44518	236	19	20
DIV. I NON-CONF.		6-10-0	.375	208	0-1-0	262	110	225	.4539	227	14	14
TOTALS	RPI 1-25	RPI 26-50	W-L RECORDS		RPI 51-100	RPI 101-150	RPI 150+					
11-17-0	0-0-0	0-0-0	OVERALL		1-3-0	0-6-0	10-8-0					
0-3-0	0-0-0	0-0-0	HOME		0-0-0	0-3-0	0-0-0					
5-10-0	0-0-0	0-0-0	AWAY		0-0-0	0-3-0	5-7-0					
6-4-0	0-0-0	0-0-0	NEUTRAL		1-3-0	0-0-0	5-1-0					
6-10-0	0-0-0	0-0-0	NON-CONFERENCE		1-3-0	0-3-0	5-4-0					
0-0-0	0-0-0	0-0-0	HOME		0-0-0	0-0-0	0-0-0					
2-7-0	0-0-0	0-0-	AWAY		0-0-0	0-3-0	2-4-0					
4-3-0	0-0-0	0-0-0	NEUTRAL		1-3-0	0-0-0	3-0-0					
5-7-0	0-0-0	0-0-0	CONFERENCE		0-0-0	0-3-0	5-4-0					
0-3-0	0-0-0	0-0-0	HOME		0-0-0	0-3-0	0-0-0					
3-3-0	0-0-0	0-0-0	AWAY		0-0-0	0-0-0	3-3-0					
2-1-0	0-0-0	0-0-0	NEUTRAL		0-0-0	0-0-0	2-1-0					
RPI	S	Opponent	Score	RPI	S	Opponent	Score	RPI	S	Opponent	Score	

Non-Div. I Games: Wayne St. (MI) 2 3 Middlebury 7 15

Dartmouth

[illegible]

**Non-Div. I Games:**

North Ala.

Average RPI Win: 185		WON-LOST	WINNING	LAST 10	STRENGTH OF		OPP. STRENGTH	TEAM	ADJ	CONF.	ADJ CONF.
Average RPI Loss: 155		RECORD	PCT. RANK	GAMES	SCHEDULE		OF SCHEDULE	RPI	RPI	RPI	RPI
DIV. I ONLY		16-20-0	.44444	188	5-5-0		229	155	238	.44458	238
DIV. I NON-CONF.		11-9-0	.55	128	2-0-0		198	162	195	.4747	195
TOTALS		RPI 1-25	RPI 26-50		W-L RECORDS		RPI 51-100		RPI 101-150		RPI 150+
16-20-0	0-0-0	0-0-0		OVERALL		0-2-0		2-5-0		14-13-0	
11-16-0	0-0-0	0-0-0		HOME		0-2-0		2-5-0		9-9-0	
5-4-0	0-0-0	0-0-0		AWAY		0-0-0		0-0-0		5-4-0	
0-0-0	0-0-0	0-0-0		NEUTRAL		0-0-0		0-0-0		0-0-0	
11-9-0	0-0-0	0-0-0		NON-CONFERENCE		0-2-0		2-2-0		9-5-0	
9-8-0	0-0-0	0-0-0		HOME		0-2-0		2-2-0		7-4-0	
2-1-0	0-0-0	0-0-		AWAY		0-0-0		0-0-0		2-1-0	
0-0-0	0-0-0	0-0-0		NEUTRAL		0-0-0		0-0-0		0-0-0	
5-11-0	0-0-0	0-0-0		CONFERENCE		0-0-0		0-3-0		5-8-0	
2-8-0	0-0-0	0-0-0		HOME		0-0-0		0-3-0		2-5-0	
3-3-0	0-0-0	0-0-0		AWAY		0-0-0		0-0-0		3-3-0	
0-0-0	0-0-0	0-0-0		NEUTRAL		0-0-0		0-0-0		0-0-0	
RPI S	Opponent	Score	RPI S	Opponent	Score	RPI S	Opponent	Score	RPI S	Opponent	Score
						63 H	VCU	2 14	108 H	Kansas	5 9
						63 H	VCU	4 7	108 H	Kansas	4 3
									108 H	Kansas	6 4
									108 H	Kansas	3 5
									132 H	Presbyterian	4 5
									132 H	Presbyterian	3 4
									132 H	Presbyterian	0 8
									153 H	Gardner-Webb	7 9
									153 H	Gardner-Webb	6 7
									153 H	Gardner-Webb	11 19
									155 A	Radford	1 3
									155 A	Radford	7 6
									155 A	Radford	4 3
									158 H	High Point	2 4
									158 H	High Point	1 3
									158 H	High Point	7 5
									168 H	Rutgers	13 4
									168 H	Rutgers	1 0
									168 H	Rutgers	7 8
									179 A	Davidson	9 7
									179 H	Davidson	7 6
									180 H	Furman	4 7
									183 A	Wofford	1 3
									197 H	Lafayette	5 0
									204 A	N.C. A&T	2 1
									204 H	N.C. A&T	4 3
									220 H	Pittsburgh	3 6
LAST 10 GAMES											
			132 H	Presbyterian	3 4	63 H	VCU	2 14	183 A	Wofford	1 3
			132 H	Presbyterian	4 5	63 H	VCU	4 7	197 H	Lafayette	5 0
			183 A	Wofford	1 3	132 H	Presbyterian	0 8	204 A	N.C. A&T	2 1
			246 H	Ohio	1 2	204 A	N.C. A&T	2 1	204 H	N.C. A&T	4 3
			246 H	Ohio	10 7	155 A	Radford	7 6	220 H	Pittsburgh	3 6

Non-Div. I Games:

USC Upstate

RPI	S	Opponent	Score	
222	A	UNC Asheville	10	2
222	A	UNC Asheville	6	7
222	A	UNC Asheville	5	9
246	H	Ohio	10	7
246	H	Ohio	1	2
246	H	Ohio	3	2
269	H	Charleston So.	11	7

USC Upstate

U  
S  
C  
U  
P  
S  
t  
a  
t  
e

U  
S  
C  
U  
P  
S  
t  
a  
t  
e

Average RPI Win:	251	WON-LOST RECORD	WINNING PCT. RANK	LAST 10 GAMES	STRENGTH OF SCHEDULE	OPP. STRENGTH OF SCHEDULE	TEAM RPI	ADJ RPI	CONF. RPI	ADJ CONF. RPI		
DIV. I ONLY		12-19-0	.3871	222	2-8-0	212	284	239	.44351	239	18	18
DIV. I NON-CONF.		7-15-0	.31818	228	0-4-0	251	280	273	.41594	273	23	23
<hr/>												
TOTALS	RPI 1-25	RPI 26-50		W-L RECORDS		RPI 51-100		RPI 101-150		RPI 150+		
12-19-0	0-0-0	0-0-0		OVERALL		0-1-0		0-3-0		12-15-0		
4-2-0	0-0-0	0-0-0		HOME		0-0-0		0-0-0		4-2-0		
4-8-0	0-0-0	0-0-0		AWAY		0-0-0		0-1-0		4-7-0		
4-9-0	0-0-0	0-0-0		NEUTRAL		0-1-0		0-2-0		4-6-0		
7-15-0	0-0-0	0-0-0		NON-CONFERENCE		0-1-0		0-3-0		7-11-0		
1-2-0	0-0-0	0-0-0		HOME		0-0-0		0-0-0		1-2-0		
2-4-0	0-0-0	0-0-		AWAY		0-0-0		0-1-0		2-3-0		
4-9-0	0-0-0	0-0-0		NEUTRAL		0-1-0		0-2-0		4-6-0		
5-4-0	0-0-0	0-0-0		CONFERENCE		0-0-0		0-0-0		5-4-0		
3-0-0	0-0-0	0-0-0		HOME		0-0-0		0-0-0		3-0-0		
2-4-0	0-0-0	0-0-0		AWAY		0-0-0		0-0-0		2-4-0		
0-0-0	0-0-0	0-0-0		NEUTRAL		0-0-0		0-0-0		0-0-0		
RPI	S	Opponent	Score	RPI	S	Opponent	Score	RPI	S	Opponent	Score	
						79 N Tulane	7 12	108 N Kansas		5	7	
								126 N Harvard		3	5	
								150 A Penn		7	20	
								154 N Ball St.		5	7	
								171 A Fordham		3	4	
								171 A Fordham		0	2	
								171 A Fordham		0	6	
								196 A UNCW		8	10	
								196 A UNCW		4	2	
								197 H Lafayette		1	3	
								202 N Seton Hall		7	4	
								207 N Army West Point		3	2	
								207 N Army West Point		5	11	
								215 A Delaware		5	6	
								233 N Central Conn. St.		8	2	
								236 N Dartmouth		2	4	
								249 N VMI		3	9	
								249 N VMI		4	9	
								253 A George Washington		4	10	
								253 A George Washington		18	12	
								253 A George Washington		4	2	
								256 H Lehigh		15	20	
								270 H George Mason		18	9	
								270 H George Mason		11	5	
								270 H George Mason		14	3	
								275 N Georgetown		4	8	
								284 A Bucknell		5	4	
			</									

Non-Div. I Games:

Saint Joseph's

RPI	S	Opponent	Score	
284	N	Bucknell	3	2
288	A	Villanova	7	8
288	H	Villanova	4	0

Saint Joseph's

S  
a  
i  
n  
t  
J  
o  
s  
e  
p  
h  
'  
s

S  
a  
i  
n  
t  
J  
o  
s  
e  
p  
h  
'  
s

Average RPI Win:	275	WON-LOST RECORD	WINNING PCT. RANK	LAST 10 GAMES	STRENGTH OF SCHEDULE	OPP. STRENGTH OF SCHEDULE	TEAM RPI	ADJ RPI	CONF. RPI	ADJ CONF. RPI										
DIV. I ONLY	241	20-14-0	.58824	92	6-4-0	296	289	240	.44344	240	30	30								
DIV. I NON-CONF.		6-9-0	.4	193	2-2-0	270	292	262	.42934	262	31	31								
<hr/>																				
TOTALS	RPI 1-25	RPI 26-50		W-L RECORDS		RPI 51-100		RPI 101-150		RPI 150+										
20-14-0	0-0-0	0-0-0		OVERALL		0-0-0		0-0-0		20-14-0										
8-5-0	0-0-0	0-0-0		HOME		0-0-0		0-0-0		8-5-0										
10-8-0	0-0-0	0-0-0		AWAY		0-0-0		0-0-0		10-8-0										
2-1-0	0-0-0	0-0-0		NEUTRAL		0-0-0		0-0-0		2-1-0										
<hr/>																				
6-9-0	0-0-0	0-0-0		NON-CONFERENCE		0-0-0		0-0-0		6-9-0										
1-3-0	0-0-0	0-0-0		HOME		0-0-0		0-0-0		1-3-0										
3-5-0	0-0-0	0-0-		AWAY		0-0-0		0-0-0		3-5-0										
2-1-0	0-0-0	0-0-0		NEUTRAL		0-0-0		0-0-0		2-1-0										
<hr/>																				
14-5-0	0-0-0	0-0-0		CONFERENCE		0-0-0		0-0-0		14-5-0										
7-2-0	0-0-0	0-0-0		HOME		0-0-0		0-0-0		7-2-0										
7-3-0	0-0-0	0-0-0		AWAY		0-0-0		0-0-0		7-3-0										
0-0-0	0-0-0	0-0-0		NEUTRAL		0-0-0		0-0-0		0-0-0										
<hr/>																				
RPI	S	Opponent	Score	RPI	S	Opponent	Score	RPI	S	Opponent	Score									
								161	A	Navy	4	5								
								161	A	Navy	3	5								
								198	A	Charlotte	9	3								
								198	A	Charlotte	4	14								
								198	A	Charlotte	3	7								
								219	H	UMBC	2	16								
								250	N	Albany (NY)	15	3								
								250	N	Albany (NY)	6	2								
								250	N	Albany (NY)	0	4								
								253	H	George Washington	1	7								
								260	H	Norfolk St.	7	8								
								260	H	Norfolk St.	5	3								
								260	H	Norfolk St.	12	6								
								263	A	Towson	5	2								
								275	A	Georgetown	5	14								
								275	H	Georgetown	3	4								
								276	A	Delaware St.	10	5								
								276	A	Delaware St.	1	5								
								276	A	Delaware St.	12	11								
								276	H	Delaware St.	14	4								
								276	H	Delaware St.	11	5								
								LAST 10 GAMES								276	H	Delaware St.	0	10
																282	A	Savannah St.	3	10
																282	A	Savannah St.	11	5
																282	A	Savannah St.	10	8
																282	A	Savannah St.	8	7
295	A	UMES	5	4																
295	A	UMES	2	3																
250	N	Albany (NY)	0	4																
282	A	Savannah St.	10	8																
282	A	Savannah St.	8	7																
276	H	Delaware St.	14	4																
276	H	Delaware St.	0	10																
295	A	UMES	5	4																

Non-Div. I Games:

Coppin St.

RPI	S	Opponent	Score	
295	A	UMES	2	3
295	A	UMES	8	1
295	H	UMES	17	5
295	H	UMES	12	2
295	H	UMES	9	2
296	A	Mt. St. Mary's	4	2
296	H	Mt. St. Mary's	13	10

Coppin St.

C  
o  
p  
p  
i  
n  
s  
t  
.

C  
o  
p  
p  
i  
n  
s  
t  
.



Average RPI Win: 231		WON-LOST	WINNING	LAST 10	STRENGTH OF		OPP. STRENGTH	TEAM	ADJ		CONF.	ADJ CONF.		
Average RPI Loss: 147		RECORD	PCT. RANK	GAMES	SCHEDULE		OF SCHEDULE	RPI	RPI		RPI	RPI		
DIV. I ONLY		17-16-0	.51515	139	3-7-0		281	233	241	.4432	241	16	16	
DIV. I NON-CONF.		15-12-0	.55556	124	1-3-0		298	268	258	.43109	257	16	16	
TOTALS		RPI 1-25	RPI 26-50		W-L RECORDS		RPI 51-100		RPI 101-150		RPI 150+			
17-16-0		1-3-0	0-0-0		OVERALL		1-2-0		1-2-0		14-9-0			
8-6-0		1-2-0	0-0-0		HOME		1-2-0		0-1-0		6-1-0			
4-7-0		0-1-0	0-0-0		AWAY		0-0-0		0-1-0		4-5-0			
5-3-0		0-0-0	0-0-0		NEUTRAL		0-0-0		1-0-0		4-3-0			
15-12-0		0-1-0	0-0-0		NON-CONFERENCE		0-0-0		1-2-0		14-9-0			
6-2-0		0-0-0	0-0-0		HOME		0-0-0		0-1-0		6-1-0			
4-7-0		0-1-0	0-0-		AWAY		0-0-0		0-1-0		4-5-0			
5-3-0		0-0-0	0-0-0		NEUTRAL		0-0-0		1-0-0		4-3-0			
2-4-0		1-2-0	0-0-0		CONFERENCE		1-2-0		0-0-0		0-0-0			
2-4-0		1-2-0	0-0-0		HOME		1-2-0		0-0-0		0-0-0			
0-0-0		0-0-0	0-0-0		AWAY		0-0-0		0-0-0		0-0-0			
0-0-0		0-0-0	0-0-0		NEUTRAL		0-0-0		0-0-0		0-0-0			
RPI	S	Opponent	Score		RPI	S	Opponent	Score		RPI	S	Opponent	Score	
19	H	Creighton	7	8						128	H	Eastern Ill.	0	2
19	H	Creighton	5	0						135	N	Central Mich.	5	1
19	H	Creighton	5	7						148	A	Dayton	1	6
21	A	Indiana	3	9						154	A	Ball St.	5	12
										157	A	New Orleans	1	2
										159	H	Southern Ill.	5	4
										167	A	Purdue	3	5
										168	N	Rutgers	2	3
										220	N	Pittsburgh	3	4
										229	A	Valparaiso	9	2
										229	A	Valparaiso	6	4
										229	A	Valparaiso	2	5
										237	A	North Ala.	5	8
										247	H	Western Mich.	1	2
										247	H	Western Mich.	10	0
										247	H	Western Mich.	7	4
										252	N	Hofstra	10	5
										278	A	Northern Ky.	9	2
										283	N	Rider	9	2
										283	N	Rider	4	9
										283	N	Rider	14	3
					LAST 10 GAMES					297	H	Purdue Fort Wayne	16	0
					19	H	Creighton	5	0	297	H	Purdue Fort Wayne	7	1
					19	H	Creighton	5	7	297	H	Purdue Fort Wayne	18	3
					74	H	St. John's (NY)	4	5	298	A	Alabama A&M	6	1
					74	H	St. John's (NY)	11	7	299	N	Saint Peter's	21	7
					283	N	Rider	9	2	148	A	Dayton	1	6

Non-Div. I Games: Anderson (IN) 5 2

Butler

Average RPI Win:	167	WON-LOST RECORD	WINNING PCT. RANK	LAST 10 GAMES	STRENGTH OF SCHEDULE	OPP. STRENGTH OF SCHEDULE	TEAM RPI	ADJ RPI	CONF. RPI	ADJ CONF. RPI	
Average RPI Loss:	123										
DIV. I ONLY	8-26-0	.23529	283	2-8-0	87	224	242	.44307	242	23	23
DIV. I NON-CONF.	4-18-0	.18182	281	0-2-0	22	211	221	.45962	221	24	24
<hr/>											
TOTALS	RPI 1-25	RPI 26-50		W-L RECORDS	RPI 51-100		RPI 101-150		RPI 150+		
8-26-0	0-0-0	0-1-0		OVERALL	0-8-0		4-11-0		4-6-0		
5-14-0	0-0-0	0-0-0		HOME	0-5-0		2-5-0		3-4-0		
3-12-0	0-0-0	0-1-0		AWAY	0-3-0		2-6-0		1-2-0		
0-0-0	0-0-0	0-0-0		NEUTRAL	0-0-0		0-0-0		0-0-0		
<hr/>											
4-18-0	0-0-0	0-1-0		NON-CONFERENCE	0-8-0		2-7-0		2-2-0		
2-8-0	0-0-0	0-0-0		HOME	0-5-0		0-1-0		2-2-0		
2-10-0	0-0-0	0-0-		AWAY	0-3-0		2-6-0		0-0-0		
0-0-0	0-0-0	0-0-0		NEUTRAL	0-0-0		0-0-0		0-0-0		
<hr/>											
4-8-0	0-0-0	0-0-0		CONFERENCE	0-0-0		2-4-0		2-4-0		
3-6-0	0-0-0	0-0-0		HOME	0-0-0		2-4-0		1-2-0		
1-2-0	0-0-0	0-0-0		AWAY	0-0-0		0-0-0		1-2-0		
0-0-0	0-0-0	0-0-0		NEUTRAL	0-0-0		0-0-0		0-0-0		
<hr/>											
RPI S	Opponent	Score	RPI S	Opponent	Score	RPI S	Opponent	Score	RPI S	Opponent	Score
			35 A	Arizona St.	5 12	57 H	UT Arlington	1 2	109 A	UNLV	10 11
						57 H	UT Arlington	5 6	109 A	UNLV	4 0
						57 H	UT Arlington	1 3	109 A	UNLV	5 8
						61 H	Washington	3 6	111 H	Sacramento St.	2 6
						71 A	San Diego St.	5 11	111 H	Sacramento St.	4 2
						71 A	San Diego St.	8 12	111 H	Sacramento St.	3 9
						71 A	San Diego St.	5 6	116 H	California Baptist	11 1
						73 H	Minnesota	2 3	116 H	California Baptist	2 4
									116 H	California Baptist	10 12
									119 A	Portland	14 16
									119 A	Portland	1 7
									119 H	Portland	4 8
									120 A	Pacific	8 1
									120 A	Pacific	5 6
									120 A	Pacific	6 9
									185 H	Omaha	8 6
									185 H	Omaha	8 10
									185 H	Omaha	2 3
									185 H	Omaha	12 0
									221 A	CSU Bakersfield	0 9
									221 A	CSU Bakersfield	7 6
									221 A	CSU Bakersfield	5 7
									286 H	Utah Valley	8 5
									286 H	Utah Valley	2 4
									286 H	Utah Valley	5 6
<hr/>											
LAST 10 GAMES											
	111 H	Sacramento St.	3	9	185 H	Omaha	8	6	286 H	Utah Valley	8 5
	120 A	Pacific	6	9	35 A	Arizona St.	5	12	286 H	Utah Valley	2 4
	185 H	Omaha	8	10	111 H	Sacramento St.	2	6	286 H	Utah Valley	5 6
	185 H	Omaha	2	3	111 H	Sacramento St.	4	2			
	185 H	Omaha	12	0	116 H	California Baptist	10	12			

Non-Div. I Games:

Seattle U

H  
a  
w  
a  
i  
i

Hawaii

Average RPI Win: 218		WON-LOST	WINNING	LAST 10	STRENGTH OF		OPP. STRENGTH	TEAM	ADJ		CONF.	ADJ CONF.			
Average RPI Loss: 181		RECORD	PCT. RANK	GAMES	SCHEDULE		OF SCHEDULE	RPI	RPI		RPI	RPI			
DIV. I ONLY		16-19-0	.45714	178	7-3-0		243	235	245		.4422	244			
DIV. I NON-CONF.		7-11-0	.38889	200	3-2-0		194	143	238		.44792	238			
TOTALS		RPI 1-25	RPI 26-50		W-L RECORDS		RPI 51-100		RPI 101-150		RPI 150+				
16-19-0		0-1-0	0-0-0		OVERALL		1-2-0		2-3-0		13-13-0				
11-11-0		0-1-0	0-0-0		HOME		0-2-0		2-2-0		9-6-0				
5-8-0		0-0-0	0-0-0		AWAY		1-0-0		0-1-0		4-7-0				
0-0-0		0-0-0	0-0-0		NEUTRAL		0-0-0		0-0-0		0-0-0				
7-11-0		0-1-0	0-0-0		NON-CONFERENCE		1-2-0		2-3-0		4-5-0				
5-8-0		0-1-0	0-0-0		HOME		0-2-0		2-2-0		3-3-0				
2-3-0		0-0-0	0-0-		AWAY		1-0-0		0-1-0		1-2-0				
0-0-0		0-0-0	0-0-0		NEUTRAL		0-0-0		0-0-0		0-0-0				
9-8-0		0-0-0	0-0-0		CONFERENCE		0-0-0		0-0-0		9-8-0				
6-3-0		0-0-0	0-0-0		HOME		0-0-0		0-0-0		6-3-0				
3-5-0		0-0-0	0-0-0		AWAY		0-0-0		0-0-0		3-5-0				
0-0-0		0-0-0	0-0-0		NEUTRAL		0-0-0		0-0-0		0-0-0				
RPI S	Opponent	Score		RPI S	Opponent	Score		RPI S	Opponent	Score		RPI S	Opponent	Score	
22 H	NC State	10	11					59 A	Campbell	7	4	132 A	Presbyterian	5	6
								59 H	Campbell	1	3	132 H	Presbyterian	3	9
								72 H	Duke	5	7	140 H	Canisius	5	2
												140 H	Canisius	3	8
												140 H	Canisius	9	0
												158 A	High Point	4	6
												158 H	High Point	1	10
												166 A	Appalachian St.	0	13
												179 A	Davidson	9	6
												179 H	Davidson	10	9
												197 H	Lafayette	10	16
												197 H	Lafayette	9	1
												197 H	Lafayette	1	2
												204 A	N.C. A&T	4	6
												204 A	N.C. A&T	6	4
												204 H	N.C. A&T	4	3
												204 H	N.C. A&T	4	7
												204 H	N.C. A&T	3	10
												260 H	Norfolk St.	5	4
												264 A	Bethune-Cookman	15	5
												264 A	Bethune-Cookman	8	7
												264 A	Bethune-Cookman	2	12
												276 H	Delaware St.	3	4
												276 H	Delaware St.	4	1
												277 H	Florida A&M	8	5
												277 H	Florida A&M	9	8
												277 H	Florida A&M	7	4
LAST 10 GAMES				LAST 10 GAMES				LAST 10 GAMES				LAST 10 GAMES			
				204 A	N.C. A&T	4	6	204 A	N.C. A&T	6	4				
				264 A	Bethune-Cookman	8	7	72 H	Duke	5	7				
				264 A	Bethune-Cookman	2	12	179 A	Davidson	9	6				
				276 H	Delaware St.	4	1	179 H	Davidson	10	9				
				292 H	Longwood	9	6	59 H	Campbell	1	3				

Non-Div. I Games:

N.C. Central

RPI	S	Opponent	Score	
282	A	Savannah St.	3	4
282	A	Savannah St.	3	5
282	A	Savannah St.	1	4
292	H	Longwood	9	6

N.C. Central

N  
.  
C  
.  
C  
e  
n  
t  
r  
a  
l

N  
.  
C  
.  
C  
e  
n  
t  
r  
a  
l

Average RPI Win: 248		WON-LOST RECORD		WINNING PCT. RANK		LAST 10 GAMES		STRENGTH OF SCHEDULE		OPP. STRENGTH OF SCHEDULE		TEAM RPI		ADJ RPI		CONF. RPI		ADJ CONF. RPI	
DIV. I ONLY		8-25-0		.24242 279		3-7-0		137		273		244		.44052 245		31		31	
DIV. I NON-CONF.		1-17-0		.05556 294		0-5-0		5		193		235		.44868 237		30		30	
TOTALS		RPI 1-25		RPI 26-50		W-L RECORDS		RPI 51-100		RPI 101-150		RPI 150+							
8-25-0		0-2-0		0-4-0		OVERALL		0-1-0		1-7-0		7-11-0							
2-4-0		0-0-0		0-0-0		HOME		0-0-0		0-0-0		2-4-0							
5-18-0		0-2-0		0-4-0		AWAY		0-1-0		0-4-0		5-7-0							
1-3-0		0-0-0		0-0-0		NEUTRAL		0-0-0		1-3-0		0-0-0							
1-17-0		0-2-0		0-4-0		NON-CONFERENCE		0-1-0		1-7-0		0-3-0							
0-0-0		0-0-0		0-0-0		HOME		0-0-0		0-0-0		0-0-0							
0-14-0		0-2-0		0-0-		AWAY		0-1-0		0-4-0		0-3-0							
1-3-0		0-0-0		0-0-0		NEUTRAL		0-0-0		1-3-0		0-0-0							
7-8-0		0-0-0		0-0-0		CONFERENCE		0-0-0		0-0-0		7-8-0							
2-4-0		0-0-0		0-0-0		HOME		0-0-0		0-0-0		2-4-0							
5-4-0		0-0-0		0-0-0		AWAY		0-0-0		0-0-0		5-4-0							
0-0-0		0-0-0		0-0-0		NEUTRAL		0-0-0		0-0-0		0-0-0							
RPI	S	Opponent		Score		RPI	S	Opponent		Score		RPI	S	Opponent		Score			
10	A	Mississippi St.		1	5	34	A	Texas		3	17	79	A	Tulane		1	13		
15	A	LSU		5	16	37	A	Baylor		3	13			108 N Kansas		13	19		
						37	A	Baylor		2	3			108 N Kansas		0	1		
						43	A	Oklahoma		2	10			108 N Kansas		1	7		
														108 N Kansas		8	3		
														145 A New Mexico St.		2	20		
														145 A New Mexico St.		8	24		
														145 A New Mexico St.		3	16		
														145 A New Mexico St.		6	38		
														190 A Lipscomb		2	17		
														190 A Lipscomb		5	11		
														190 A Lipscomb		1	11		
														192 H Southern U.		1	0		
														192 H Southern U.		0	1		
														192 H Southern U.		7	8		
														258 A Grambling		2	6		
														258 A Grambling		2	12		
														258 A Grambling		7	3		
														258 H Grambling		4	8		
														258 H Grambling		2	7		
														258 H Grambling		11	8		
														289 A Ark.-Pine Bluff		9	6		
														289 A Ark.-Pine Bluff		2	14		
														289 A Ark.-Pine Bluff		6	3		
														293 A Prairie View		3	5		
														293 A Prairie View		34	2		
														293 A Prairie View		7	5		
														10 A Mississippi St.		1	5		
Non-Div. I Games:		Wiley		5	1	Huston-Tillotson		15	8	Huston-Tillotson		2	3	Wiley		11	6		
																Texas Southern			

Average RPI Win:		201	WON-LOST RECORD		WINNING PCT. RANK		LAST 10 GAMES		STRENGTH OF SCHEDULE		OPP. STRENGTH OF SCHEDULE		TEAM RPI		ADJ RPI		CONF. RPI		ADJ CONF. RPI	
DIV. I ONLY			10-24-0		.29412 263		4-6-0		123		283		246		.43991 246		25		25	
DIV. I NON-CONF.			5-17-0		.22727 271		1-2-0		46		282		218		.46119 218		25		25	
TOTALS		RPI 1-25		RPI 26-50		W-L RECORDS		RPI 51-100		RPI 101-150		RPI 150+								
10-24-0		0-0-0		0-0-0		OVERALL		0-2-0		3-8-0		7-14-0								
7-9-0		0-0-0		0-0-0		HOME		0-0-0		2-3-0		5-6-0								
3-15-0		0-0-0		0-0-0		AWAY		0-2-0		1-5-0		2-8-0								
0-0-0		0-0-0		0-0-0		NEUTRAL		0-0-0		0-0-0		0-0-0								
5-17-0		0-0-0		0-0-0		NON-CONFERENCE		0-2-0		2-6-0		3-9-0								
2-5-0		0-0-0		0-0-0		HOME		0-0-0		1-1-0		1-4-0								
3-12-0		0-0-0		0-0-		AWAY		0-2-0		1-5-0		2-5-0								
0-0-0		0-0-0		0-0-0		NEUTRAL		0-0-0		0-0-0		0-0-0								
5-7-0		0-0-0		0-0-0		CONFERENCE		0-0-0		1-2-0		4-5-0								
5-4-0		0-0-0		0-0-0		HOME		0-0-0		1-2-0		4-2-0								
0-3-0		0-0-0		0-0-0		AWAY		0-0-0		0-0-0		0-3-0								
0-0-0		0-0-0		0-0-0		NEUTRAL		0-0-0		0-0-0		0-0-0								
RPI	S	Opponent		Score	RPI	S	Opponent		Score	RPI	S	Opponent		Score	RPI	S	Opponent		Score	

**Non-Div. I Games:**

Ohio

RPI	S	Opponent	Score	
271	A	Northern Ill.	2	5
271	A	Northern Ill.	1	5
272	H	Bowling Green	12	4
272	H	Bowling Green	12	2
272	H	Bowling Green	3	7

Ohio

O  
h  
i  
o

O  
h  
i  
o



Average RPI Win: 216		WON-LOST	WINNING	LAST 10	STRENGTH OF		OPP. STRENGTH	TEAM	ADJ		CONF.	ADJ CONF.
Average RPI Loss: 180		RECORD	PCT. RANK	GAMES	SCHEDULE		OF SCHEDULE	RPI	RPI		RPI	RPI
DIV. I ONLY		11-22-0	.33333	247	5-5-0		265	201	247		.43863	247
DIV. I NON-CONF.		7-16-0	.30435	233	1-2-0		274	191	254		.43484	253
TOTALS		RPI 1-25	RPI 26-50		W-L RECORDS		RPI 51-100		RPI 101-150		RPI 150+	
11-22-0		0-0-0	0-0-0		OVERALL		1-3-0		2-5-0		8-14-0	
2-1-0		0-0-0	0-0-0		HOME		0-0-0		0-0-0		2-1-0	
6-20-0		0-0-0	0-0-0		AWAY		1-3-0		2-5-0		3-12-0	
3-1-0		0-0-0	0-0-0		NEUTRAL		0-0-0		0-0-0		3-1-0	
7-16-0		0-0-0	0-0-0		NON-CONFERENCE		1-3-0		1-3-0		5-10-0	
0-0-0		0-0-0	0-0-0		HOME		0-0-0		0-0-0		0-0-0	
4-15-0		0-0-0	0-0-		AWAY		1-3-0		1-3-0		2-9-0	
3-1-0		0-0-0	0-0-0		NEUTRAL		0-0-0		0-0-0		3-1-0	
4-6-0		0-0-0	0-0-0		CONFERENCE		0-0-0		1-2-0		3-4-0	
2-1-0		0-0-0	0-0-0		HOME		0-0-0		0-0-0		2-1-0	
2-5-0		0-0-0	0-0-0		AWAY		0-0-0		1-2-0		1-3-0	
0-0-0		0-0-0	0-0-0		NEUTRAL		0-0-0		0-0-0		0-0-0	
RPI S	Opponent	Score	RPI S	Opponent	Score	RPI S	Opponent	Score	RPI S	Opponent	Score	
						64 A	Michigan	5 12	121 A	Notre Dame	12 2	
						94 A	North Florida	4 10	134 A	South Fla.	6 9	
						94 A	North Florida	10 1	134 A	South Fla.	9 10	
						94 A	North Florida	2 11	134 A	South Fla.	6 7	
									143 A	Kent St.	11 1	
									143 A	Kent St.	5 9	
									143 A	Kent St.	3 15	
									154 A	Ball St.	3 10	
									154 A	Ball St.	5 8	
									154 A	Ball St.	15 20	
									187 A	Michigan St.	2 3	
									187 N	Michigan St.	2 5	
									190 A	Lipscomb	5 13	
									190 A	Lipscomb	17 5	
									213 A	Belmont	1 2	
									218 A	Toledo	6 3	
									229 A	Valparaiso	1 11	
									241 A	Butler	0 10	
									241 A	Butler	2 1	
									241 A	Butler	4 7	
									267 A	Southeast Mo. St.	8 9	
									267 A	Southeast Mo. St.	4 8	
									267 A	Southeast Mo. St.	1 5	
									268 N	St. Bonaventure	8 3	
									271 H	Northern Ill.	9 4	
									271 H	Northern Ill.	6 12	
									271 H	Northern Ill.	10 4	
LAST 10 GAMES												
						271 H	Northern Ill.	6 12	271 H	Northern Ill.	9 4	
						271 H	Northern Ill.	10 4	121 A	Notre Dame	12 2	
						190 A	Lipscomb	5 13	143 A	Kent St.	3 15	
						94 A	North Florida	4 10	143 A	Kent St.	11 1	
						229 A	Valparaiso	1 11	143 A	Kent St.	5 9	

Non-Div. I Games:

Western Mich.

RPI	S	Opponent	Score	
275	N	Georgetown	22	1
288	N	Villanova	11	2

Western Mich.

W  
e  
s  
t  
e  
r  
n  
M  
i  
c  
h  
.

W  
e  
s  
t  
e  
r  
n  
M  
i  
c  
h  
.

Average RPI Win:	222	WON-LOST RECORD	WINNING PCT. RANK	LAST 10 GAMES	STRENGTH OF SCHEDULE	OPP. STRENGTH OF SCHEDULE	TEAM RPI	ADJ RPI	CONF. RPI	ADJ CONF. RPI						
DIV. I ONLY		8-21-0	.27586	269	4-6-0	183	277	248	.43715	248	19	20				
DIV. I NON-CONF.		4-13-0	.23529	267	1-2-0	246	283	275	.41539	275	14	14				
<hr/>																
TOTALS	RPI 1-25	RPI 26-50		W-L RECORDS		RPI 51-100		RPI 101-150		RPI 150+						
8-21-0	0-0-0	0-0-0		OVERALL		0-4-0		2-6-0		6-11-0						
2-3-0	0-0-0	0-0-0		HOME		0-0-0		0-0-0		2-3-0						
5-16-0	0-0-0	0-0-0		AWAY		0-4-0		2-6-0		3-6-0						
1-2-0	0-0-0	0-0-0		NEUTRAL		0-0-0		0-0-0		1-2-0						
4-13-0	0-0-0	0-0-0		NON-CONFERENCE		0-4-0		0-2-0		4-7-0						
1-1-0	0-0-0	0-0-0		HOME		0-0-0		0-0-0		1-1-0						
3-12-0	0-0-0	0-0-		AWAY		0-4-0		0-2-0		3-6-0						
0-0-0	0-0-0	0-0-0		NEUTRAL		0-0-0		0-0-0		0-0-0						
4-8-0	0-0-0	0-0-0		CONFERENCE		0-0-0		2-4-0		2-4-0						
1-2-0	0-0-0	0-0-0		HOME		0-0-0		0-0-0		1-2-0						
2-4-0	0-0-0	0-0-0		AWAY		0-0-0		2-4-0		0-0-0						
1-2-0	0-0-0	0-0-0		NEUTRAL		0-0-0		0-0-0		1-2-0						
<hr/>																
RPI	S	Opponent	Score	RPI	S	Opponent	Score	RPI	S	Opponent	Score					
								95	A	UNC Greensboro	2	3				
								95	A	UNC Greensboro	3	5				
								95	A	UNC Greensboro	3	5				
								95	A	UNC Greensboro	2	6				
												122	A	Old Dominion	1	15
												122	A	Old Dominion	1	3
												126	A	Harvard	0	12
												126	A	Harvard	16	9
												126	A	Harvard	3	5
												150	A	Penn	9	15
												150	A	Penn	7	2
												150	A	Penn	0	1
												162	H	Columbia	8	6
												162	H	Columbia	1	2
												162	H	Columbia	2	8
												175	A	Richmond	1	4
												202	H	Seton Hall	2	7
												236	N	Dartmouth	8	10
												236	N	Dartmouth	8	2
												236	N	Dartmouth	3	23
								262	A	Monmouth	6	11				
								270	A	George Mason	6	7				
								270	A	George Mason	0	6				
								270	A	George Mason	5	3				
								275	A	Georgetown	5	0				
								275	A	Georgetown	10	6				
								275	A	Georgetown	6	9				
								275	A	Georgetown	6	10				
								283	H	Rider	11	0				
								283	H	Rider	11	0				
<hr/>																
				LAST 10 GAMES												
				150 A Penn				9	15	95 A UNC Greensboro				3	5	
				126 A Harvard				0	12	275 A Georgetown				6	9	
				95 A UNC Greensboro				3	5	150 A Penn				7	2	
				236 N Dartmouth				8	10	126 A Harvard				16	9	
				162 H Columbia				8	6	283 H Rider				11	0	

Non-Div. I Games:

Princeton

V  
M  
I

VMI

RPI	S	Opponent	Score	
278	H	Non-Conf. Northern Ky.	6	7
279	A	The Citadel	2	3
279	A	The Citadel	9	5
279	A	The Citadel	0	1

VMI

V  
M  
I

V  
M  
I

Average RPI Win:	224	WON-LOST RECORD	WINNING PCT. RANK	LAST 10 GAMES	STRENGTH OF SCHEDULE	OPP. STRENGTH OF SCHEDULE	TEAM RPI	ADJ RPI	CONF. RPI	ADJ CONF. RPI	
DIV. I ONLY		14-17-0	.45161 185	5-5-0	287	269	250	.43666 250	22	22	
DIV. I NON-CONF.		8-11-0	.42105 186	1-2-0	288	287	246	.43944 246	19	19	
<hr/>											
TOTALS	RPI 1-25		RPI 26-50	W-L RECORDS		RPI 51-100		RPI 101-150		RPI 150+	
14-17-0	0-0-0		0-0-0	OVERALL		0-1-0		2-0-0		12-16-0	
3-4-0	0-0-0		0-0-0	HOME		0-0-0		0-0-0		3-4-0	
9-11-0	0-0-0		0-0-0	AWAY		0-1-0		1-0-0		8-10-0	
2-2-0	0-0-0		0-0-0	NEUTRAL		0-0-0		1-0-0		1-2-0	
8-11-0	0-0-0		0-0-0	NON-CONFERENCE		0-1-0		2-0-0		6-10-0	
0-1-0	0-0-0		0-0-0	HOME		0-0-0		0-0-0		0-1-0	
6-8-0	0-0-0		0-0-	AWAY		0-1-0		1-0-0		5-7-0	
2-2-0	0-0-0		0-0-0	NEUTRAL		0-0-0		1-0-0		1-2-0	
6-6-0	0-0-0		0-0-0	CONFERENCE		0-0-0		0-0-0		6-6-0	
3-3-0	0-0-0		0-0-0	HOME		0-0-0		0-0-0		3-3-0	
3-3-0	0-0-0		0-0-0	AWAY		0-0-0		0-0-0		3-3-0	
0-0-0	0-0-0		0-0-0	NEUTRAL		0-0-0		0-0-0		0-0-0	
<hr/>											
RPI S	Opponent	Score	RPI S	Opponent	Score	RPI S	Opponent	Score	RPI S	Opponent	Score
						74 A	St. John's (NY)	4 5	123 A	Marist	10 2
						133 N	Massachusetts	7 6			
						178 H	Binghamton	1 11			
						178 H	Binghamton	4 3			
						178 H	Binghamton	3 15			
						205 A	Hartford	8 6			
						205 A	Hartford	5 6			
						205 A	Hartford	6 7			
						219 H	UMBC	4 3			
						219 H	UMBC	1 7			
						219 H	UMBC	7 2			
						227 A	La Salle	6 13			
						227 A	La Salle	0 9			
						227 A	La Salle	6 5			
						230 A	Manhattan	5 2			
						230 A	Manhattan	3 5			
						230 A	Manhattan	4 6			
						233 A	Central Conn. St.	6 9			
						240 N	Coppin St.	4 0			
						240 N	Coppin St.	3 15			
240 N	Coppin St.	2 6									
			LAST 10 GAMES			254 A	UMass Lowell	8 11			
			230 A	Manhattan	5 2	254 A	UMass Lowell	5 2			
			299 A	Saint Peter's	9 7	292 A	Longwood	0 9			
			227 A	La Salle	6 13	205 A	Hartford	5 6			
			240 N	Coppin St.	4 0	219 H	UMBC	4 3			
			230 A	Manhattan	4 6	227 A	La Salle	0 9			
			292 A	Longwood	13 2						
						254 A	UMass Lowell	5 4			
						266 H	Iona	1 13			
						266 A	Iona	13 2			
						292 A	Longwood	13 2			

**Non-Div. I Games:**

Albany (NY)

Albany (NY)

Average RPI Win: 242		WON-LOST	WINNING	LAST 10	STRENGTH OF	OPP. STRENGTH	TEAM	ADJ	CONF.	ADJ CONF.		
Average RPI Loss: 152		RECORD	PCT. RANK	GAMES	SCHEDULE	OF SCHEDULE	RPI	RPI	RPI	RPI		
DIV. I ONLY		8-25-0	.24242	279	4-6-0	177	262	251	.43556	251	24	24
DIV. I NON-CONF.		2-16-0	.11111	292	2-2-0	107	281	277	.41315	277	20	20
<hr/>												
TOTALS		RPI 1-25		RPI 26-50		W-L RECORDS		RPI 51-100		RPI 101-150		RPI 150+
8-25-0		0-0-0		0-0-0		OVERALL		0-3-0		2-12-0		6-10-0
3-2-0		0-0-0		0-0-0		HOME		0-0-0		2-2-0		1-0-0
5-23-0		0-0-0		0-0-0		AWAY		0-3-0		0-10-0		5-10-0
0-0-0		0-0-0		0-0-0		NEUTRAL		0-0-0		0-0-0		0-0-0
2-16-0		0-0-0		0-0-0		NON-CONFERENCE		0-0-0		0-11-0		2-5-0
1-1-0		0-0-0		0-0-0		HOME		0-0-0		0-1-0		1-0-0
1-15-0		0-0-0		0-0-		AWAY		0-0-0		0-10-0		1-5-0
0-0-0		0-0-0		0-0-0		NEUTRAL		0-0-0		0-0-0		0-0-0
6-9-0		0-0-0		0-0-0		CONFERENCE		0-3-0		2-1-0		4-5-0
2-1-0		0-0-0		0-0-0		HOME		0-0-0		2-1-0		0-0-0
4-8-0		0-0-0		0-0-0		AWAY		0-3-0		0-0-0		4-5-0
0-0-0		0-0-0		0-0-0		NEUTRAL		0-0-0		0-0-0		0-0-0
RPI	S	Opponent	Score	RPI	S	Opponent	Score	RPI	S	Opponent	Score	
						87 A Wright St.	2 6			105 A Miami (OH)	2 10	
						87 A Wright St.	3 11			105 A Miami (OH)	3 5	
						87 A Wright St.	4 16			105 A Miami (OH)	3 14	
										113 A Western Caro.	8 9	
										113 A Western Caro.	2 12	
										113 A Western Caro.	9 21	
										118 A Morehead St.	0 11	
										118 A Morehead St.	3 16	
										118 A Morehead St.	3 4	
										118 A Morehead St.	12 13	
										135 H Central Mich.	10 24	
										149 H Milwaukee	1 15	
										149 H Milwaukee	12 5	
										149 H Milwaukee	3 1	
										175 A Eastern Ky.	10 16	
										175 A Eastern Ky.	6 11	
										175 A Eastern Ky.	1 2	
										189 A UIC	2 4	
										189 A UIC	2 7	
										189 A UIC	1 3	
										218 A Toledo	8 19	
										259 A Youngstown St.	8 0	
										259 A Youngstown St.	5 6	
										259 A Youngstown St.	7 5	
										272 A Bowling Green	3 6	
										278 A Northern Ky.	4 0	
										278 A Northern Ky.	2 3	
<hr/>												
LAST 10 GAMES												
						87 A Wright St.	3 11			105 A Miami (OH)	2 10	
						87 A Wright St.	4 16			118 A Morehead St.	0 11	
						149 H Milwaukee	12 5			118 A Morehead St.	3 16	
						149 H Milwaukee	1 15			113 A Western Caro.	8 9	
						259 A Youngstown St.	8 0			113 A Western Caro.	2 12	

Non-Div. I Games:

Oakland



RPI	S	Opponent	Score	
278	A	Northern Ky.	8	5
280	A	Eastern Mich.	14	8
280	H	Eastern Mich.	10	9

Oakland

O  
a  
k  
l  
a  
n  
d

O  
a  
k  
l  
a  
n  
d

Average RPI Win:	194	WON-LOST RECORD	WINNING PCT. RANK	LAST 10 GAMES	STRENGTH OF SCHEDULE	OPP. STRENGTH OF SCHEDULE	TEAM RPI	ADJ RPI	CONF. RPI	ADJ CONF. RPI	
Average RPI Loss:	156										
DIV. I ONLY	8-24-0	.25	277	4-6-0	168	243	252	.43507	252	15	15
DIV. I NON-CONF.	6-17-0	.26087	250	2-2-0	122	276	234	.45091	234	15	15
<hr/>											
TOTALS	RPI 1-25	RPI 26-50		W-L RECORDS	RPI 51-100		RPI 101-150		RPI 150+		
8-24-0	0-0-0	0-0-0		OVERALL	2-10-0		0-1-0		6-13-0		
3-4-0	0-0-0	0-0-0		HOME	0-0-0		0-0-0		3-4-0		
4-16-0	0-0-0	0-0-0		AWAY	2-10-0		0-0-0		2-6-0		
1-4-0	0-0-0	0-0-0		NEUTRAL	0-0-0		0-1-0		1-3-0		
6-17-0	0-0-0	0-0-0		NON-CONFERENCE	2-7-0		0-1-0		4-9-0		
2-2-0	0-0-0	0-0-0		HOME	0-0-0		0-0-0		2-2-0		
3-11-0	0-0-0	0-0-		AWAY	2-7-0		0-0-0		1-4-0		
1-4-0	0-0-0	0-0-0		NEUTRAL	0-0-0		0-1-0		1-3-0		
2-7-0	0-0-0	0-0-0		CONFERENCE	0-3-0		0-0-0		2-4-0		
1-2-0	0-0-0	0-0-0		HOME	0-0-0		0-0-0		1-2-0		
1-5-0	0-0-0	0-0-0		AWAY	0-3-0		0-0-0		1-2-0		
0-0-0	0-0-0	0-0-0		NEUTRAL	0-0-0		0-0-0		0-0-0		
RPI S	Opponent	Score	RPI S	Opponent	Score	RPI S	Opponent	Score	RPI S	Opponent	Score
						68 A	Liberty	10 5	135 N	Central Mich.	7 24
						68 A	Liberty	0 1	168 A	Rutgers	6 4
						68 A	Liberty	1 9	171 A	Fordham	3 4
						74 A	St. John's (NY)	0 9	171 A	Fordham	3 4
						74 A	St. John's (NY)	1 9	177 A	Northeastern	7 1
						81 A	Incarnate Word	3 2	177 A	Northeastern	3 7
						81 A	Incarnate Word	1 9	177 A	Northeastern	1 5
						81 A	Incarnate Word	1 11	182 H	Fairfield	7 9
						81 A	Incarnate Word	1 12	207 A	Army West Point	5 9
						82 A	Col. of Charleston	0 16	220 N	Pittsburgh	0 1
						82 A	Col. of Charleston	0 9	225 H	LIU Brooklyn	1 10
						82 A	Col. of Charleston	4 7	230 H	Manhattan	2 0
									241 N	Butler	5 10
									262 A	Monmouth	2 3
									262 H	Monmouth	4 1
									263 H	Towson	12 6
									263 H	Towson	2 5
									263 H	Towson	5 8
									266 N	Iona	2 4
									299 N	Saint Peter's	14 9
			LAST 10 GAMES								
			182 H	Fairfield	7 9	81 A	Incarnate Word	1 12			
			82 A	Col. of Charleston	0 16	168 A	Rutgers	6 4			
			82 A	Col. of Charleston	4 7	263 H	Towson	12 6			
			266 N	Iona	2 4	263 H	Towson	2 5			
			299 N	Saint Peter's	14 9	263 H	Towson	5 8			

Non-Div. I Games:

Hofstra

Average RPI Win:	241	WON-LOST	WINNING	LAST 10	STRENGTH OF	OPP. STRENGTH	TEAM	ADJ	CONF.	ADJ CONF.	
Average RPI Loss:	174	RECORD	PCT. RANK	GAMES	SCHEDULE	OF SCHEDULE	RPI	RPI	RPI	RPI	
DIV. I ONLY	21-16-0	.56757	107	6-4-0	294	226	253	.43452	253	18	18
DIV. I NON-CONF.	16-9-0	.64	80	3-1-0	297	258	245	.44049	245	23	23
<hr/>											
TOTALS	RPI 1-25	RPI 26-50		W-L RECORDS		RPI 51-100		RPI 101-150		RPI 150+	
21-16-0	0-0-0	0-0-0		OVERALL		1-4-0		2-4-0		18-8-0	
15-9-0	0-0-0	0-0-0		HOME		1-0-0		1-2-0		13-7-0	
6-7-0	0-0-0	0-0-0		AWAY		0-4-0		1-2-0		5-1-0	
0-0-0	0-0-0	0-0-0		NEUTRAL		0-0-0		0-0-0		0-0-0	
16-9-0	0-0-0	0-0-0		NON-CONFERENCE		1-4-0		0-0-0		15-5-0	
13-5-0	0-0-0	0-0-0		HOME		1-0-0		0-0-0		12-5-0	
3-4-0	0-0-0	0-0-		AWAY		0-4-0		0-0-0		3-0-0	
0-0-0	0-0-0	0-0-0		NEUTRAL		0-0-0		0-0-0		0-0-0	
5-7-0	0-0-0	0-0-0		CONFERENCE		0-0-0		2-4-0		3-3-0	
2-4-0	0-0-0	0-0-0		HOME		0-0-0		1-2-0		1-2-0	
3-3-0	0-0-0	0-0-0		AWAY		0-0-0		1-2-0		2-1-0	
0-0-0	0-0-0	0-0-0		NEUTRAL		0-0-0		0-0-0		0-0-0	
RPI	S	Opponent	Score	RPI	S	Opponent	Score	RPI	S	Opponent	Score

Non-Div. I Games:

George Washington

RPI	S	Opponent	Score	
276	H	Delaware St.	18	1
295	H	UMES	15	3
299	H	Saint Peter's	7	5
299	H	Saint Peter's	9	0
299	H	Saint Peter's	20	0

George Washington

G  
e  
o  
r  
g  
e  
W  
a  
s  
h  
i  
n  
g  
t  
o  
n

G  
e  
o  
r  
g  
e  
W  
a  
s  
h  
i  
n  
g  
t  
o  
n

Average RPI Win: 203		WON-LOST	WINNING	LAST 10	STRENGTH OF		OPP. STRENGTH	TEAM	ADJ	CONF.	ADJ CONF.
Average RPI Loss: 132		RECORD	PCT. RANK	GAMES	SCHEDULE		OF SCHEDULE	RPI	RPI	RPI	RPI
DIV. I ONLY		7-26-0	.21212	292	2-8-0		170	169	254	.43309	254
DIV. I NON-CONF.		3-18-0	.14286	289	0-2-0		47	123	220	.45997	220
TOTALS		RPI 1-25	RPI 26-50		W-L RECORDS		RPI 51-100		RPI 101-150		RPI 150+
7-26-0		0-6-0	0-1-0		OVERALL		0-4-0		1-1-0		6-14-0
3-5-0		0-0-0	0-0-0		HOME		0-0-0		1-1-0		2-4-0
4-21-0		0-6-0	0-1-0		AWAY		0-4-0		0-0-0		4-10-0
0-0-0		0-0-0	0-0-0		NEUTRAL		0-0-0		0-0-0		0-0-0
3-18-0		0-6-0	0-1-0		NON-CONFERENCE		0-4-0		1-1-0		2-6-0
1-1-0		0-0-0	0-0-0		HOME		0-0-0		1-1-0		0-0-0
2-17-0		0-6-0	0-0-0		AWAY		0-4-0		0-0-0		2-6-0
0-0-0		0-0-0	0-0-0		NEUTRAL		0-0-0		0-0-0		0-0-0
4-8-0		0-0-0	0-0-0		CONFERENCE		0-0-0		0-0-0		4-8-0
2-4-0		0-0-0	0-0-0		HOME		0-0-0		0-0-0		2-4-0
2-4-0		0-0-0	0-0-0		AWAY		0-0-0		0-0-0		2-4-0
0-0-0		0-0-0	0-0-0		NEUTRAL		0-0-0		0-0-0		0-0-0
RPI S	Opponent	Score	RPI S	Opponent	Score	RPI S	Opponent	Score	RPI S	Opponent	Score
6 A	Georgia	5 13	27 A	UConn	4 9	88 A	Arizona	4 12	102 H	Rhode Island	6 17
6 A	Georgia	2 6				88 A	Arizona	4 19	123 H	Marist	10 4
6 A	Georgia	5 12				88 A	Arizona	5 20	155 A	Radford	3 8
20 A	North Carolina	0 5				88 A	Arizona	4 18	155 A	Radford	7 6
20 A	North Carolina	2 14							170 A	Penn St.	1 3
20 A	North Carolina	7 14							170 A	Penn St.	2 3
									170 A	Penn St.	6 7
									191 A	Maine	3 5
									191 A	Maine	4 18
									191 A	Maine	1 5
									205 H	Hartford	0 5
									205 H	Hartford	5 7
									205 H	Hartford	3 2
									219 A	UMBC	5 8
									219 A	UMBC	8 3
									219 A	UMBC	8 2
									250 H	Albany (NY)	2 5
									250 H	Albany (NY)	11 8
									250 H	Albany (NY)	3 11
									253 A	George Washington	6 9
									253 A	George Washington	4 5
									253 A	George Washington	12 1
LAST 10 GAMES											
205 H	Hartford	0 5	250 H	Albany (NY)	3 11						
170 A	Penn St.	6 7	191 A	Maine	3 5						
20 A	North Carolina	7 14	205 H	Hartford	3 2						
88 A	Arizona	4 19	191 A	Maine	1 5						
219 A	UMBC	5 8	191 A	Maine	4 18						

Non-Div. I Games:

UMass Lowell

Average RPI Win: 240		WON-LOST	WINNING	LAST 10	STRENGTH OF		OPP. STRENGTH	TEAM	ADJ	CONF.	ADJ CONF.
Average RPI Loss: 178		RECORD	PCT. RANK	GAMES	SCHEDULE		OF SCHEDULE	RPI	RPI	RPI	RPI
DIV. I ONLY		12-20-0	.375	229	6-4-0		222	271	255	.43306	255
DIV. I NON-CONF.		4-13-0	.23529	267	0-3-0		191	243	251	.43784	251
TOTALS		RPI 1-25	RPI 26-50		W-L RECORDS		RPI 51-100		RPI 101-150		RPI 150+
12-20-0	0-2-0	0-0-0		OVERALL		0-2-0		0-0-0		12-16-0	
8-5-0	0-0-0	0-0-0		HOME		0-1-0		0-0-0		8-4-0	
2-14-0	0-2-0	0-0-0		AWAY		0-1-0		0-0-0		2-11-0	
2-1-0	0-0-0	0-0-0		NEUTRAL		0-0-0		0-0-0		2-1-0	
4-13-0	0-2-0	0-0-0		NON-CONFERENCE		0-2-0		0-0-0		4-9-0	
0-1-0	0-0-0	0-0-0		HOME		0-1-0		0-0-0		0-0-0	
2-11-0	0-2-0	0-0-		AWAY		0-1-0		0-0-0		2-8-0	
2-1-0	0-0-0	0-0-0		NEUTRAL		0-0-0		0-0-0		2-1-0	
8-7-0	0-0-0	0-0-0		CONFERENCE		0-0-0		0-0-0		8-7-0	
8-4-0	0-0-0	0-0-0		HOME		0-0-0		0-0-0		8-4-0	
0-3-0	0-0-0	0-0-0		AWAY		0-0-0		0-0-0		0-3-0	
0-0-0	0-0-0	0-0-0		NEUTRAL		0-0-0		0-0-0		0-0-0	
RPI S	Opponent	Score		RPI S	Opponent	Score		RPI S	Opponent	Score	
7 A	Arkansas	1	11					85 A	Bradley	0	10
7 A	Arkansas	0	8					85 H	Bradley	1	4
									159 A	Southern Ill.	1 8
									159 A	Southern Ill.	1 6
									159 A	Southern Ill.	1 16
									185 A	Omaha	3 4
									185 A	Omaha	5 15
									185 A	Omaha	2 8
									188 H	South Dakota St.	10 6
									188 H	South Dakota St.	6 7
									188 H	South Dakota St.	4 7
									201 N	Saint Louis	2 8
									201 N	Saint Louis	5 4
									201 N	Saint Louis	3 0
									212 H	Oral Roberts	8 5
									212 H	Oral Roberts	7 3
									212 H	Oral Roberts	11 7
									224 A	SIUE	3 13
									228 H	North Dakota St.	4 5
									228 H	North Dakota St.	1 11
									228 H	North Dakota St.	9 6
									267 A	Southeast Mo. St.	5 2
									267 A	Southeast Mo. St.	2 14
									267 A	Southeast Mo. St.	9 2
									274 A	Tennessee Tech	3 8
									274 A	Tennessee Tech	2 3
									274 A	Tennessee Tech	4 7
									297 H	Purdue Fort Wayne	14 4
									297 H	Purdue Fort Wayne	10 0
LAST 10 GAMES											
				297 H	Purdue Fort Wayne	10	0	188 H	South Dakota St.	6	7
				297 H	Purdue Fort Wayne	4	2	201 N	Saint Louis	3	0
				185 A	Omaha	5	15	159 A	Southern Ill.	1	6
				185 A	Omaha	3	4	274 A	Tennessee Tech	4	7
				228 H	North Dakota St.	1	11	274 A	Tennessee Tech	3	8

Non-Div. I Games: St. Ambrose 13 3 Iowa Wesleyan 16 3

Western Ill.

Western Illinois.

Western Illinois.

Western Ill.

Average RPI Win:	248	WON-LOST RECORD	WINNING PCT. RANK	LAST 10 GAMES	STRENGTH OF SCHEDULE	OPP. STRENGTH OF SCHEDULE	TEAM RPI	ADJ RPI	CONF. RPI	ADJ CONF. RPI	
DIV. I ONLY	15-20-0	.42857	202	5-5-0	280	253	256	.43185	256	26	26
DIV. I NON-CONF.	10-11-0	.47619	159	2-1-0	295	264	257	.43181	256	26	26
<hr/>											
TOTALS	RPI 1-25	RPI 26-50		W-L RECORDS		RPI 51-100		RPI 101-150		RPI 150+	
15-20-0	0-0-0	0-0-0		OVERALL		0-3-0		0-3-0		15-14-0	
4-7-0	0-0-0	0-0-0		HOME		0-0-0		0-1-0		4-6-0	
8-12-0	0-0-0	0-0-0		AWAY		0-3-0		0-2-0		8-7-0	
3-1-0	0-0-0	0-0-0		NEUTRAL		0-0-0		0-0-0		3-1-0	
10-11-0	0-0-0	0-0-0		NON-CONFERENCE		0-3-0		0-3-0		10-5-0	
2-2-0	0-0-0	0-0-0		HOME		0-0-0		0-1-0		2-1-0	
5-8-0	0-0-0	0-0-		AWAY		0-3-0		0-2-0		5-3-0	
3-1-0	0-0-0	0-0-0		NEUTRAL		0-0-0		0-0-0		3-1-0	
5-9-0	0-0-0	0-0-0		CONFERENCE		0-0-0		0-0-0		5-9-0	
2-5-0	0-0-0	0-0-0		HOME		0-0-0		0-0-0		2-5-0	
3-4-0	0-0-0	0-0-0		AWAY		0-0-0		0-0-0		3-4-0	
0-0-0	0-0-0	0-0-0		NEUTRAL		0-0-0		0-0-0		0-0-0	
RPI	S	Opponent	Score	RPI	S	Opponent	Score	RPI	S	Opponent	Score

Non-Div. I Games: Lynchburg 10 9

Lehigh



RPI	S	Opponent	Score	
295	A	UMES	1	5
296	N	Mt. St. Mary's	9	4
296	N	Mt. St. Mary's	10	5
296	N	Mt. St. Mary's	6	8
299	H	Saint Peter's	13	5

Lehigh

L  
e  
h  
i  
g  
h

L  
e  
h  
i  
g  
h

Average RPI Win: 284		WON-LOST	WINNING	LAST 10	STRENGTH OF	OPP. STRENGTH	TEAM	ADJ	CONF.	ADJ CONF.				
Average RPI Loss: 181		RECORD	PCT. RANK	GAMES	SCHEDULE	OF SCHEDULE	RPI	RPI	RPI	RPI				
DIV. I ONLY		20-16-0	.55556	116	7-3-0	293	287	258	.42917	257	31	31		
DIV. I NON-CONF.		4-12-0	.25	256	1-3-0	252	239	289	.39163	289	30	30		
TOTALS		RPI 1-25	RPI 26-50		W-L RECORDS		RPI 51-100		RPI 101-150		RPI 150+			
20-16-0		0-1-0	0-0-0		OVERALL		0-0-0		0-7-0		20-8-0			
10-8-0		0-0-0	0-0-0		HOME		0-0-0		0-3-0		10-5-0			
8-7-0		0-1-0	0-0-0		AWAY		0-0-0		0-4-0		8-2-0			
2-1-0		0-0-0	0-0-0		NEUTRAL		0-0-0		0-0-0		2-1-0			
4-12-0		0-1-0	0-0-0		NON-CONFERENCE		0-0-0		0-7-0		4-4-0			
3-6-0		0-0-0	0-0-0		HOME		0-0-0		0-3-0		3-3-0			
1-6-0		0-1-0	0-0-		AWAY		0-0-0		0-4-0		1-1-0			
0-0-0		0-0-0	0-0-0		NEUTRAL		0-0-0		0-0-0		0-0-0			
16-4-0		0-0-0	0-0-0		CONFERENCE		0-0-0		0-0-0		16-4-0			
7-2-0		0-0-0	0-0-0		HOME		0-0-0		0-0-0		7-2-0			
7-1-0		0-0-0	0-0-0		AWAY		0-0-0		0-0-0		7-1-0			
2-1-0		0-0-0	0-0-0		NEUTRAL		0-0-0		0-0-0		2-1-0			
RPI	S	Opponent	Score		RPI	S	Opponent	Score		RPI	S	Opponent	Score	
6	A	Georgia	3	11						106	A	Troy	7	8
										118	A	Morehead St.	4	7
										118	A	Morehead St.	2	9
										128	H	Eastern Ill.	6	15
										128	H	Eastern Ill.	4	9
										142	A	Samford	3	8
										142	H	Samford	5	10
										152	H	UAB	6	10
										172	A	Jacksonville St.	9	5
										237	A	North Ala.	2	14
										237	H	North Ala.	1	8
										258	N	Grambling	1	3
										273	A	Jackson St.	7	6
										273	A	Jackson St.	9	1
										273	A	Jackson St.	4	11
										277	H	Florida A&M	5	8
										281	A	Mississippi Val.	5	4
										281	A	Mississippi Val.	12	2
										281	H	Mississippi Val.	13	3
										281	H	Mississippi Val.	11	12
										281	H	Mississippi Val.	12	6
					LAST 10 GAMES					289	N	Ark.-Pine Bluff	23	12
					294	H	Alcorn	13	1	281	H	Mississippi Val.	13	3
					294	H	Alcorn	21	2	281	H	Mississippi Val.	11	12
					281	A	Mississippi Val.	12	2	237	A	North Ala.	2	14
					281	A	Mississippi Val.	5	4	294	A	Alcorn	23	15
					294	A	Alcorn	10	5	294	A	Alcorn	10	6
										294	A	Alcorn	10	5
					294	A	Alcorn	10	5	294	H	Alcorn	21	2

Non-Div. I Games:

Alabama St.

Alabama St.

Alabama State.

Alabama St.

Average RPI Win: 262		WON-LOST	WINNING	LAST 10	STRENGTH OF		OPP. STRENGTH	TEAM	ADJ		CONF.	ADJ CONF.
Average RPI Loss: 189		RECORD	PCT. RANK	GAMES	SCHEDULE		OF SCHEDULE	RPI	RPI		RPI	RPI
DIV. I ONLY		16-18-0	.47059	171	291		260	257	.42841		258	31
DIV. I NON-CONF.		2-8-0	.2	275	115		90	215	.46226		216	30
TOTALS		RPI 1-25	RPI 26-50		W-L RECORDS		RPI 51-100		RPI 101-150		RPI 150+	
16-18-0		0-2-0	0-0-0		OVERALL		0-0-0		0-0-0		16-16-0	
9-3-0		0-0-0	0-0-0		HOME		0-0-0		0-0-0		9-3-0	
5-14-0		0-2-0	0-0-0		AWAY		0-0-0		0-0-0		5-12-0	
2-1-0		0-0-0	0-0-0		NEUTRAL		0-0-0		0-0-0		2-1-0	
2-8-0		0-2-0	0-0-0		NON-CONFERENCE		0-0-0		0-0-0		2-6-0	
0-0-0		0-0-0	0-0-0		HOME		0-0-0		0-0-0		0-0-0	
1-8-0		0-2-0	0-0-		AWAY		0-0-0		0-0-0		1-6-0	
1-0-0		0-0-0	0-0-0		NEUTRAL		0-0-0		0-0-0		1-0-0	
14-10-0		0-0-0	0-0-0		CONFERENCE		0-0-0		0-0-0		14-10-0	
9-3-0		0-0-0	0-0-0		HOME		0-0-0		0-0-0		9-3-0	
4-6-0		0-0-0	0-0-0		AWAY		0-0-0		0-0-0		4-6-0	
1-1-0		0-0-0	0-0-0		NEUTRAL		0-0-0		0-0-0		1-1-0	
RPI S	Opponent	Score	RPI S	Opponent	Score	RPI S	Opponent	Score	RPI S	Opponent	Score	
10 A	Mississippi St.	1 18							156 A	SFA	2 6	
15 A	LSU	0 9							163 A	Nicholls St.	1 6	
									163 A	Nicholls St.	2 7	
									163 A	Nicholls St.	5 16	
									173 A	Abilene Christian	8 7	
									173 A	Abilene Christian	4 7	
									173 A	Abilene Christian	5 23	
									175 N	Eastern Ky.	7 4	
									192 A	Southern U.	13 15	
									192 A	Southern U.	8 13	
									192 A	Southern U.	8 18	
									192 N	Southern U.	5 6	
									245 A	Texas Southern	7 2	
									245 A	Texas Southern	8 11	
									245 A	Texas Southern	8 4	
									245 H	Texas Southern	12 2	
									245 H	Texas Southern	6 2	
									245 H	Texas Southern	3 7	
									257 N	Alabama St.	3 1	
									273 A	Jackson St.	2 10	
									273 H	Jackson St.	2 4	
									281 H	Mississippi Val.	9 7	
									289 H	Ark.-Pine Bluff	11 0	
									289 H	Ark.-Pine Bluff	4 1	
									289 H	Ark.-Pine Bluff	5 4	
									293 A	Prairie View	9 1	
									293 A	Prairie View	13 11	
LAST 10 GAMES			LAST 10 GAMES			LAST 10 GAMES			LAST 10 GAMES			
293 H	Prairie View	7 10	245 H	Texas Southern	3 7	289 H	Ark.-Pine Bluff	11 0	293 A	Prairie View	9 1	
293 H	Prairie View	7 4	163 A	Nicholls St.	2 7	289 H	Ark.-Pine Bluff	4 1	293 A	Prairie View	13 11	
245 A	Texas Southern	8 4	163 A	Nicholls St.	5 16	289 H	Ark.-Pine Bluff	5 4	293 A	Prairie View	9 1	
245 A	Texas Southern	7 2	281 H	Mississippi Val.	9 7	293 A	Prairie View	13 11	293 A	Prairie View	13 11	
245 H	Texas Southern	6 2	293 H	Prairie View	8 4	293 A	Prairie View	13 11	293 A	Prairie View	13 11	

Non-Div. I Games: Wiley 3 5 Wiley 8 3

Grambling

RPI	S	Opponent	Score	
293	A	Prairie View	15	18
293	H	Prairie View	7	10
293	H	Prairie View	7	4
293	H	Prairie View	8	4
294	H	Alcorn	8	7

Grambling

G  
r  
a  
m  
b  
l  
i  
n  
g

G  
r  
a  
m  
b  
l  
i  
n  
g

Average RPI Win: 190		WON-LOST	WINNING	LAST 10	STRENGTH OF		OPP. STRENGTH	TEAM	ADJ	CONF.	ADJ CONF.
Average RPI Loss: 153		RECORD	PCT. RANK	GAMES	SCHEDULE		OF SCHEDULE	RPI	RPI	RPI	RPI
DIV. I ONLY		8-29-0	.21622	290	4-6-0		149	242	260	.42691	259
DIV. I NON-CONF.		4-18-0	.18182	281	2-2-0		62	248	237	.44971	236
TOTALS		RPI 1-25	RPI 26-50		W-L RECORDS		RPI 51-100		RPI 101-150		RPI 150+
8-29-0		0-4-0	0-0-0		OVERALL		1-5-0		1-8-0		6-12-0
6-3-0		0-0-0	0-0-0		HOME		0-0-0		1-0-0		5-3-0
2-25-0		0-4-0	0-0-0		AWAY		1-5-0		0-7-0		1-9-0
0-1-0		0-0-0	0-0-0		NEUTRAL		0-0-0		0-1-0		0-0-0
4-18-0		0-4-0	0-0-0		NON-CONFERENCE		0-3-0		1-5-0		3-6-0
3-0-0		0-0-0	0-0-0		HOME		0-0-0		1-0-0		2-0-0
1-18-0		0-4-0	0-0-		AWAY		0-3-0		0-5-0		1-6-0
0-0-0		0-0-0	0-0-0		NEUTRAL		0-0-0		0-0-0		0-0-0
4-11-0		0-0-0	0-0-0		CONFERENCE		1-2-0		0-3-0		3-6-0
3-3-0		0-0-0	0-0-0		HOME		0-0-0		0-0-0		3-3-0
1-7-0		0-0-0	0-0-0		AWAY		1-2-0		0-2-0		0-3-0
0-1-0		0-0-0	0-0-0		NEUTRAL		0-0-0		0-1-0		0-0-0
RPI S	Opponent	Score	RPI S	Opponent	Score	RPI S	Opponent	Score	RPI S	Opponent	Score
10 A	Mississippi St.	3 14				62 A	Florida St.	4 7	105 A	Miami (OH)	1 9
10 A	Mississippi St.	2 14				62 A	Florida St.	2 4	105 A	Miami (OH)	2 5
10 A	Mississippi St.	0 8				62 A	Florida St.	2 24	105 A	Miami (OH)	3 6
14 A	West Virginia	1 14				87 A	Wright St.	8 18	105 A	Miami (OH)	1 11
						87 A	Wright St.	10 8	143 A	Kent St.	5 10
						87 A	Wright St.	1 7	143 H	Kent St.	4 3
									149 A	Milwaukee	2 22
									149 A	Milwaukee	5 8
									149 N	Milwaukee	6 18
									170 A	Penn St.	15 16
									189 H	UIC	3 8
									189 H	UIC	7 3
									189 H	UIC	6 5
									218 H	Toledo	5 3
									220 A	Pittsburgh	6 16
									220 A	Pittsburgh	4 2
									220 H	Pittsburgh	3 2
									251 H	Oakland	5 7
									251 H	Oakland	6 5
									251 H	Oakland	0 8
									272 A	Bowling Green	5 15
									274 A	Tennessee Tech	2 9
									274 A	Tennessee Tech	4 8
									274 A	Tennessee Tech	2 7
									278 A	Northern Ky.	1 2
									278 A	Northern Ky.	6 7
									278 A	Northern Ky.	5 13
LAST 10 GAMES			LAST 10 GAMES			LAST 10 GAMES			LAST 10 GAMES		
149 A	Milwaukee	5 8	274 A	Tennessee Tech	4 8	149 A	Milwaukee	2 22	274 A	Tennessee Tech	2 9
149 A	Milwaukee	2 22	274 A	Tennessee Tech	2 9	62 A	Florida St.	2 24	278 A	Northern Ky.	1 2
251 H	Oakland	0 8	10 A	Mississippi St.	2 14	10 A	Mississippi St.	2 14	278 A	Northern Ky.	6 7
105 A	Miami (OH)	1 9	10 A	Mississippi St.	0 8						
105 A	Miami (OH)	2 5									

Non-Div. I Games:

Youngstown St.

Average RPI Win:	281	WON-LOST RECORD	WINNING PCT. RANK	LAST 10 GAMES	STRENGTH OF SCHEDULE	OPP. STRENGTH OF SCHEDULE	TEAM RPI	ADJ RPI	CONF. RPI	ADJ CONF. RPI	
Average RPI Loss:	190										
DIV. I ONLY	14-18-0	.4375	197	5-5-0	276	278	261	.42655	260	30	30
DIV. I NON-CONF.	1-12-0	.07692	293	0-2-0	206	223	291	.38229	291	31	31
<hr/>											
TOTALS	RPI 1-25	RPI 26-50		W-L RECORDS		RPI 51-100		RPI 101-150		RPI 150+	
14-18-0	0-0-0	0-0-0		OVERALL		0-3-0		0-4-0		14-11-0	
9-5-0	0-0-0	0-0-0		HOME		0-1-0		0-0-0		9-4-0	
5-13-0	0-0-0	0-0-0		AWAY		0-2-0		0-4-0		5-7-0	
0-0-0	0-0-0	0-0-0		NEUTRAL		0-0-0		0-0-0		0-0-0	
<hr/>											
1-12-0	0-0-0	0-0-0		NON-CONFERENCE		0-3-0		0-4-0		1-5-0	
0-5-0	0-0-0	0-0-0		HOME		0-1-0		0-0-0		0-4-0	
1-7-0	0-0-0	0-0-		AWAY		0-2-0		0-4-0		1-1-0	
0-0-0	0-0-0	0-0-0		NEUTRAL		0-0-0		0-0-0		0-0-0	
<hr/>											
13-6-0	0-0-0	0-0-0		CONFERENCE		0-0-0		0-0-0		13-6-0	
9-0-0	0-0-0	0-0-0		HOME		0-0-0		0-0-0		9-0-0	
4-6-0	0-0-0	0-0-0		AWAY		0-0-0		0-0-0		4-6-0	
0-0-0	0-0-0	0-0-0		NEUTRAL		0-0-0		0-0-0		0-0-0	
<hr/>											
RPI S	Opponent	Score	RPI S	Opponent	Score	RPI S	Opponent	Score	RPI S	Opponent	Score
						89 A	William & Mary	6 16	122 A	Old Dominion	0 11
						89 H	William & Mary	2 17	144 A	James Madison	5 6
						96 A	Virginia	4 14	144 A	James Madison	2 12
									144 A	James Madison	5 16
									175 A	Richmond	1 11
									206 H	Quinnipiac	4 14
									206 H	Quinnipiac	1 7
									209 H	NJIT	3 4
									209 H	NJIT	5 11
									240 A	Coppin St.	8 7
									240 A	Coppin St.	3 5
									240 A	Coppin St.	6 12
									244 A	N.C. Central	4 5
									276 A	Delaware St.	7 3
									276 A	Delaware St.	6 16
									276 A	Delaware St.	9 3
									276 H	Delaware St.	9 0
									276 H	Delaware St.	7 2
									276 H	Delaware St.	8 5
									282 H	Savannah St.	6 4
									282 H	Savannah St.	10 7
									282 H	Savannah St.	5 2
			LAST 10 GAMES						282 H	Savannah St.	5 2
			295 H	UMES	24 5	209 H	NJIT	5 11	292 A	Longwood	10 4
			295 H	UMES	20 4	144 A	James Madison	2 12	295 A	UMES	14 18
			276 A	Delaware St.	6 16	144 A	James Madison	5 16	295 A	UMES	2 3
			276 A	Delaware St.	7 3	282 H	Savannah St.	6 4	295 A	UMES	9 6
			209 H	NJIT	3 4	295 H	UMES	12 8	295 H	UMES	24 5

Non-Div. I Games:

Norfolk St.

RPI	S	Opponent	Score	
295	H	UMES	20	4
295	H	UMES	12	8

Norfolk St.

N  
o  
r  
f  
o  
l  
k  
S  
t  
.

N  
o  
r  
f  
o  
l  
k  
S  
t  
.



Average RPI Win:		227	WON-LOST RECORD		WINNING PCT. RANK	LAST 10 GAMES	STRENGTH OF SCHEDULE		OPP. STRENGTH OF SCHEDULE	TEAM RPI	ADJ RPI	CONF. RPI	ADJ CONF. RPI						
Average RPI Loss:		135																	
DIV. I ONLY			11-18-0	.37931	226	4-6-0	249	181	262	.42633	261	13	13						
DIV. I NON-CONF.			8-12-0	.4	193	2-1-0	232	224	240	.443	240	13	13						
TOTALS		RPI 1-25		RPI 26-50		W-L RECORDS		RPI 51-100		RPI 101-150		RPI 150+							
11-18-0		1-0-0		0-3-0		OVERALL		0-3-0		1-7-0		9-5-0							
9-7-0		0-0-0		0-0-0		HOME		0-0-0		1-5-0		8-2-0							
2-11-0		1-0-0		0-3-0		AWAY		0-3-0		0-2-0		1-3-0							
0-0-0		0-0-0		0-0-0		NEUTRAL		0-0-0		0-0-0		0-0-0							
8-12-0		1-0-0		0-3-0		NON-CONFERENCE		0-3-0		1-4-0		6-2-0							
7-3-0		0-0-0		0-0-0		HOME		0-0-0		1-2-0		6-1-0							
1-9-0		1-0-0		0-0-		AWAY		0-3-0		0-2-0		0-1-0							
0-0-0		0-0-0		0-0-0		NEUTRAL		0-0-0		0-0-0		0-0-0							
3-6-0		0-0-0		0-0-0		CONFERENCE		0-0-0		0-3-0		3-3-0							
2-4-0		0-0-0		0-0-0		HOME		0-0-0		0-3-0		2-1-0							
1-2-0		0-0-0		0-0-0		AWAY		0-0-0		0-0-0		1-2-0							
0-0-0		0-0-0		0-0-0		NEUTRAL		0-0-0		0-0-0		0-0-0							
RPI	S	Opponent		Score		RPI	S	Opponent		Score		RPI	S	Opponent		Score			
12	A	Stanford		8 6		35	A	Arizona St.		2 3		56	A	Pepperdine		0 1			
						35	A	Arizona St.		2 17		56	A	Pepperdine		0 4			
						35	A	Arizona St.		3 13		56	A	Pepperdine		3 15			
														111	A	Sacramento St.		2 8	
														120	A	Pacific		8 13	
														120	H	Pacific		7 0	
														120	H	Pacific		9 11	
														139	H	Cal Poly		5 6	
														139	H	Cal Poly		5 8	
														139	H	Cal Poly		1 5	
														141	H	Nevada		4 5	
														195	H	UC Riverside		10 2	
														195	H	UC Riverside		8 6	
														195	H	UC Riverside		3 4	
														243	A	Hawaii		6 13	
														243	A	Hawaii		6 3	
														243	A	Hawaii		5 9	
														285	A	Santa Clara		0 9	
														286	H	Utah Valley		7 4	
														286	H	Utah Valley		9 11	
														286	H	Utah Valley		4 2	
														286	H	Utah Valley		7 1	
														291	H	Northern Colo.		12 0	
														291	H	Northern Colo.		11 2	
														291	H	Northern Colo.		9 2	
LAST 10 GAMES																			
						286	H	Utah Valley		7 4		120	A	Pacific		8 13			
						12	A	Stanford		8 6		243	A	Hawaii		6 13			
						139	H	Cal Poly		5 6		243	A	Hawaii		6 3			
						139	H	Cal Poly		5 8		243	A	Hawaii		5 9			
						139	H	Cal Poly		1 5		120	H	Pacific		7 0			

Non-Div. I Games:

UC Davis

Average RPI Win: 249		WON-LOST RECORD		WINNING PCT. RANK		LAST 10 GAMES		STRENGTH OF SCHEDULE		OPP. STRENGTH OF SCHEDULE		TEAM RPI		ADJ RPI		CONF. RPI		ADJ CONF. RPI				
DIV. I ONLY		14-21-1		.40278 211		3-7-0		278		247		263		.42529 262		28		28				
DIV. I NON-CONF.		10-16-1		.38889 200		1-3-0		226		255		222		.45852 222		27		27				
TOTALS		RPI 1-25		RPI 26-50		W-L RECORDS		RPI 51-100		RPI 101-150		RPI 150+										
14-21-1		1-2-0		0-0-0		OVERALL		0-3-0		1-3-0		12-13-1										
5-7-0		0-0-0		0-0-0		HOME		0-0-0		0-3-0		5-4-0										
9-10-1		1-2-0		0-0-0		AWAY		0-3-0		1-0-0		7-5-1										
0-4-0		0-0-0		0-0-0		NEUTRAL		0-0-0		0-0-0		0-4-0										
10-16-1		1-2-0		0-0-0		NON-CONFERENCE		0-3-0		1-0-0		8-11-1										
3-3-0		0-0-0		0-0-0		HOME		0-0-0		0-0-0		3-3-0										
7-9-1		1-2-0		0-0-		AWAY		0-3-0		1-0-0		5-4-1										
0-4-0		0-0-0		0-0-0		NEUTRAL		0-0-0		0-0-0		0-4-0										
4-5-0		0-0-0		0-0-0		CONFERENCE		0-0-0		0-3-0		4-2-0										
2-4-0		0-0-0		0-0-0		HOME		0-0-0		0-3-0		2-1-0										
2-1-0		0-0-0		0-0-0		AWAY		0-0-0		0-0-0		2-1-0										
0-0-0		0-0-0		0-0-0		NEUTRAL		0-0-0		0-0-0		0-0-0										
RPI	S	Opponent		Score		RPI	S	Opponent		Score		RPI	S	Opponent		Score						
11	A	East Carolina		1	3					55	A	Fla. Atlantic	5	8	123	H	Marist	5	6			
11	A	East Carolina		8	5					55	A	Fla. Atlantic	4	9	123	H	Marist	1	6			
11	A	East Carolina		0	10					55	A	Fla. Atlantic	4	11	123	H	Marist	3	4			
															150	A	Penn	8	5			
															162	A	Columbia	0	1			
															168	A	Rutgers	1	2			
															170	N	Penn St.	4	6			
															170	N	Penn St.	0	1			
															170	N	Penn St.	0	7			
															175	A	Richmond	6	6			
															202	H	Seton Hall	3	6			
															202	H	Seton Hall	2	12			
															234	H	Wagner	4	13			
															234	H	Wagner	6	2			
															248	H	Princeton	11	6			
															252	A	Hofstra	1	4			
															252	H	Hofstra	3	2			
															256	N	Lehigh	2	8			
															270	A	George Mason	9	3			
															270	A	George Mason	7	10			
															270	A	George Mason	7	3			
															287	H	Niagara	9	3			
															287	H	Niagara	8	3			
															287	H	Niagara	0	5			
															292	A	Longwood	17	3			
															295	A	UMES	11	3			
															295	A	UMES	3	0			
LAST 10 GAMES				LAST 10 GAMES				LAST 10 GAMES				LAST 10 GAMES										
202	H	Seton Hall		2	12	202	H	Seton Hall		3	6	287	H	Niagara		8	3	287	H	Niagara	0	5
123	H	Marist		1	6	287	H	Niagara		9	3	292	A	Longwood		17	3	295	A	UMES	11	3
287	H	Niagara		0	5	150	A	Penn		8	5	295	A	UMES		3	0					
299	A	Saint Peter's		18	4	252	A	Hofstra		1	4											
162	A	Columbia		0	1																	

Non-Div. I Games:

Monmouth

RPI	S	Opponent	Score	
299	A	Saint Peter's	18	4
299	A	Saint Peter's	0	3
299	A	Saint Peter's	27	1

Monmouth

M  
o  
n  
m  
o  
u  
t  
h

M  
o  
n  
m  
o  
u  
t  
h

Average RPI Win:	212	WON-LOST	WINNING	LAST 10	STRENGTH OF	OPP. STRENGTH	TEAM	ADJ	CONF.	ADJ CONF.
Average RPI Loss:	166	RECORD	PCT. RANK	GAMES	SCHEDULE	OF SCHEDULE	RPI	RPI	RPI	RPI

[illegible]

**Non-Div. I Games:**

Towson

RPI	S	Opponent	Score	
252	A	Hofstra	5	2
253	A	George Washington	8	13
253	H	George Washington	3	4
270	A	George Mason	2	6
270	H	George Mason	8	3
284	H	Bucknell	8	9

T  
O  
W  
S  
O  
N

T  
O  
W  
S  
O  
N

Towson

Average RPI Win:	203	WON-LOST RECORD	WINNING PCT. RANK	LAST 10 GAMES		STRENGTH OF SCHEDULE	OPP. STRENGTH OF SCHEDULE	TEAM RPI	ADJ RPI	CONF. RPI	ADJ CONF. RPI	
DIV. I ONLY		14-25-0	.35897	236	5-5-0	217	222	265	.42524	264	30	30
DIV. I NON-CONF.		7-17-0	.29167	239	1-3-0	167	136	250	.43819	250	31	31
<hr/>												
TOTALS	RPI 1-25		RPI 26-50		W-L RECORDS		RPI 51-100		RPI 101-150		RPI 150+	
14-25-0	0-0-0		0-0-0		OVERALL		3-6-0		1-6-0		10-13-0	
11-15-0	0-0-0		0-0-0		HOME		2-3-0		0-2-0		9-10-0	
3-10-0	0-0-0		0-0-0		AWAY		1-3-0		1-4-0		1-3-0	
0-0-0	0-0-0		0-0-0		NEUTRAL		0-0-0		0-0-0		0-0-0	
7-17-0	0-0-0		0-0-0		NON-CONFERENCE		3-6-0		1-6-0		3-5-0	
5-9-0	0-0-0		0-0-0		HOME		2-3-0		0-2-0		3-4-0	
2-8-0	0-0-0		0-0-		AWAY		1-3-0		1-4-0		0-1-0	
0-0-0	0-0-0		0-0-0		NEUTRAL		0-0-0		0-0-0		0-0-0	
7-8-0	0-0-0		0-0-0		CONFERENCE		0-0-0		0-0-0		7-8-0	
6-6-0	0-0-0		0-0-0		HOME		0-0-0		0-0-0		6-6-0	
1-2-0	0-0-0		0-0-0		AWAY		0-0-0		0-0-0		1-2-0	
0-0-0	0-0-0		0-0-0		NEUTRAL		0-0-0		0-0-0		0-0-0	
RPI	S	Opponent	Score	RPI	S	Opponent	Score	RPI	S	Opponent	Score	
						66 H Boston College	8 4	134 A South Fla.			2 12	
						66 H Boston College	8 7	134 H South Fla.			4 7	
						66 H Boston College	5 14	136 A FGCU			5 12	
						90 A Wichita St.	0 7	136 A FGCU			6 3	
						90 A Wichita St.	0 2	136 A FGCU			3 23	
						90 A Wichita St.	4 11	146 A FIU			2 9	
						94 A North Florida	6 2	146 H FIU			4 7	
						94 H North Florida	1 3	160 H Ohio St.			8 3	
						100 H Jacksonville	5 7	160 H Ohio St.			9 16	
								160 H Ohio St.			4 3	
								160 H Ohio St.			0 6	
								204 H N.C. A&T			0 3	
								204 H N.C. A&T			7 8	
								204 H N.C. A&T			2 7	
								232 A Stetson			3 10	
								232 H Stetson			3 2	
								244 H N.C. Central			7 8	
								244 H N.C. Central			12 2	
								244 H N.C. Central			5 15	
								277 A Florida A&M			5 6	
								277 A Florida A&M			4 6	
								277 A Florida A&M			8 2	
						277 A Florida A&M	4 6	277 H Florida A&M			7 6	
						244 H N.C. Central	7 8	134 A South Fla.			2 12	
						244 H N.C. Central	12 2	232 A Stetson			3 10	
						146 H FIU	4 7	277 H Florida A&M			7 1	
						277 A Florida A&M	8 2	282 H Savannah St.			10 9	
								282 H Savannah St.			8 5	

**Non-Div. I Games:**

Bethune-Cookman

RPI	S	Opponent	Score	
282	H	Savannah St.	13	0
298	H	Alabama A&M	2	8
298	H	Alabama A&M	4	7

Bethune-Cookman

B  
e  
t  
h  
u  
n  
e  
-  
C  
o  
o  
k  
m  
a  
n

B  
e  
t  
h  
u  
n  
e  
-  
C  
o  
o  
k  
m  
a  
n

Average RPI Win:	244	WON-LOST RECORD	WINNING PCT. RANK	LAST 10 GAMES	STRENGTH OF SCHEDULE	OPP. STRENGTH OF SCHEDULE	TEAM RPI	ADJ RPI	CONF. RPI	ADJ CONF. RPI	
Average RPI Loss:	167										
DIV. I ONLY	10-23-0	.30303	257	4-6-0	251	257	266	.42483	265	23	23
DIV. I NON-CONF.	5-16-0	.2381	263	0-2-0	265	242	282	.40431	282	24	24
<hr/>											
TOTALS	RPI 1-25	RPI 26-50		W-L RECORDS		RPI 51-100		RPI 101-150		RPI 150+	
10-23-0	0-0-0	0-0-0		OVERALL		0-3-0		2-9-0		8-11-0	
2-3-0	0-0-0	0-0-0		HOME		0-1-0		1-2-0		1-0-0	
5-18-0	0-0-0	0-0-0		AWAY		0-2-0		1-7-0		4-9-0	
3-2-0	0-0-0	0-0-0		NEUTRAL		0-0-0		0-0-0		3-2-0	
<hr/>											
5-16-0	0-0-0	0-0-0		NON-CONFERENCE		0-3-0		0-5-0		5-8-0	
1-1-0	0-0-0	0-0-0		HOME		0-1-0		0-0-0		1-0-0	
1-13-0	0-0-0	0-0-		AWAY		0-2-0		0-5-0		1-6-0	
3-2-0	0-0-0	0-0-0		NEUTRAL		0-0-0		0-0-0		3-2-0	
<hr/>											
5-7-0	0-0-0	0-0-0		CONFERENCE		0-0-0		2-4-0		3-3-0	
1-2-0	0-0-0	0-0-0		HOME		0-0-0		1-2-0		0-0-0	
4-5-0	0-0-0	0-0-0		AWAY		0-0-0		1-2-0		3-3-0	
0-0-0	0-0-0	0-0-0		NEUTRAL		0-0-0		0-0-0		0-0-0	
<hr/>											
RPI S	Opponent	Score	RPI S	Opponent	Score	RPI S	Opponent	Score	RPI S	Opponent	Score
						86 A	Iowa	4 5	104 A	UTRGV	1 0
						93 A	Northwestern	6 11	104 A	UTRGV	1 8
						93 H	Northwestern	1 13	104 A	UTRGV	4 5
									120 A	Pacific	1 4
									120 A	Pacific	2 7
									120 A	Pacific	3 9
									121 A	Notre Dame	3 6
									128 A	Eastern Ill.	3 6
									145 H	New Mexico St.	2 9
									145 H	New Mexico St.	0 12
									145 H	New Mexico St.	7 3
									157 A	New Orleans	8 16
									168 N	Rutgers	2 6
									189 A	UIC	8 4
									189 A	UIC	1 5
									189 A	UIC	1 7
									201 A	Saint Louis	3 7
									201 A	Saint Louis	3 8
									201 A	Saint Louis	5 7
									271 H	Northern Ill.	10 8
									286 A	Utah Valley	6 16
									286 A	Utah Valley	5 3
									286 A	Utah Valley	7 6
									288 N	Villanova	12 11
									288 N	Villanova	13 9
									291 A	Northern Colo.	9 15
									291 A	Northern Colo.	6 5
<hr/>											
LAST 10 GAMES											
						189 A	UIC	1 7	286 A	Utah Valley	5 3
						189 A	UIC	1 5	286 A	Utah Valley	7 6
						296 N	Mt. St. Mary's	3 9	286 A	Utah Valley	6 16
						296 N	Mt. St. Mary's	5 3	104 A	UTRGV	1 0
						128 A	Eastern Ill.	3 6	104 A	UTRGV	4 5

Non-Div. I Games:

Chicago St.



RPI	S	Opponent	Score	
291	A	Northern Colo.	5	8
296	N	Mt. St. Mary's	3	9
296	N	Mt. St. Mary's	5	3

Chicago St.

C  
h  
i  
c  
a  
g  
o  
s  
t  
.

C  
h  
i  
c  
a  
g  
o  
s  
t  
.

Average RPI Win: 233		WON-LOST RECORD	WINNING PCT. RANK		LAST 10 GAMES	STRENGTH OF SCHEDULE		OPP. STRENGTH OF SCHEDULE		TEAM RPI	ADJ RPI		CONF. RPI	ADJ CONF. RPI	
Average RPI Loss: 182															
DIV. I ONLY		9-26-0	.25714	276	3-7-0	158		292		267	.42377	266	28	28	
DIV. I NON-CONF.		6-20-0	.23077	270	1-3-0	121		291		248	.43843	248	27	27	
TOTALS		RPI 1-25	RPI 26-50		W-L RECORDS		RPI 51-100		RPI 101-150		RPI 150+				
9-26-0	0-0-0	0-1-0		OVERALL		1-3-0		0-3-0		8-19-0					
4-8-0	0-0-0	0-0-0		HOME		0-2-0		0-0-0		4-6-0					
4-15-0	0-0-0	0-0-0		AWAY		1-1-0		0-3-0		3-11-0					
1-3-0	0-0-0	0-1-0		NEUTRAL		0-0-0		0-0-0		1-2-0					
6-20-0	0-0-0	0-1-0		NON-CONFERENCE		1-3-0		0-3-0		5-13-0					
1-5-0	0-0-0	0-0-0		HOME		0-2-0		0-0-0		1-3-0					
4-12-0	0-0-0	0-0-		AWAY		1-1-0		0-3-0		3-8-0					
1-3-0	0-0-0	0-1-0		NEUTRAL		0-0-0		0-0-0		1-2-0					
3-6-0	0-0-0	0-0-0		CONFERENCE		0-0-0		0-0-0		3-6-0					
3-3-0	0-0-0	0-0-0		HOME		0-0-0		0-0-0		3-3-0					
0-3-0	0-0-0	0-0-0		AWAY		0-0-0		0-0-0		0-3-0					
0-0-0	0-0-0	0-0-0		NEUTRAL		0-0-0		0-0-0		0-0-0					
RPI	S	Opponent	Score	RPI	S	Opponent	Score	RPI	S	Opponent	Score	RPI	S	Opponent	Score
				49	N	Indiana St.	0 10	74	H	St. John's (NY)	1 7	117	A	ETSU	3 4
								99	A	Stony Brook	2 4	117	A	ETSU	3 14
								99	A	Stony Brook	12 8	117	A	ETSU	4 14
								99	H	Stony Brook	7 11	171	A	Fordham	1 5
												171	A	Fordham	2 9
												182	H	Fairfield	1 3
												182	H	Fairfield	0 3
												182	H	Fairfield	4 3
												184	N	Marshall	3 8
												184	N	Marshall	8 9
												196	A	UNCW	4 11
												202	H	Seton Hall	0 7
												202	H	Seton Hall	3 14
												202	H	Seton Hall	5 0
												222	A	UNC Asheville	3 7
												222	A	UNC Asheville	2 9
												225	A	LIU Brooklyn	8 16
												230	A	Manhattan	0 5
												230	A	Manhattan	2 5
												230	A	Manhattan	4 7
												250	A	Albany (NY)	13 1
												250	H	Albany (NY)	4 5
												252	N	Hofstra	4 2
												253	A	George Washington	2 6
												253	A	George Washington	8 2
												253	A	George Washington	7 15
												283	H	Rider	0 8

Non-Div. I Games:

Iona

RPI	S	Opponent	Score	
283	H	Rider	4	2
283	H	Rider	11	4
290	A	Fairleigh Dickinson	5	3

Iona

I  
o  
n  
a

I  
o  
n  
a

Average RPI Win: 213		WON-LOST	WINNING	LAST 10	STRENGTH OF		OPP. STRENGTH	TEAM	ADJ	CONF.	ADJ CONF.
Average RPI Loss: 157		RECORD	PCT. RANK	GAMES	SCHEDULE		OF SCHEDULE	RPI	RPI	RPI	RPI
DIV. I ONLY		15-21-0	.41667	208	2-8-0		269	175	268	.42328	267
DIV. I NON-CONF.		9-9-0	.5	145	0-3-0		284	216	269	.4228	269
TOTALS		RPI 1-25	RPI 26-50		W-L RECORDS		RPI 51-100		RPI 101-150		RPI 150+
15-21-0	0-1-0	0-1-0		OVERALL		0-2-0		3-5-0		12-12-0	
12-11-0	0-0-0	0-1-0		HOME		0-1-0		2-3-0		10-6-0	
3-10-0	0-1-0	0-0-0		AWAY		0-1-0		1-2-0		2-6-0	
0-0-0	0-0-0	0-0-0		NEUTRAL		0-0-0		0-0-0		0-0-0	
9-9-0	0-1-0	0-1-0		NON-CONFERENCE		0-2-0		1-1-0		8-4-0	
9-5-0	0-0-0	0-1-0		HOME		0-1-0		1-1-0		8-2-0	
0-4-0	0-1-0	0-0-		AWAY		0-1-0		0-0-0		0-2-0	
0-0-0	0-0-0	0-0-0		NEUTRAL		0-0-0		0-0-0		0-0-0	
6-12-0	0-0-0	0-0-0		CONFERENCE		0-0-0		2-4-0		4-8-0	
3-6-0	0-0-0	0-0-0		HOME		0-0-0		1-2-0		2-4-0	
3-6-0	0-0-0	0-0-0		AWAY		0-0-0		1-2-0		2-4-0	
0-0-0	0-0-0	0-0-0		NEUTRAL		0-0-0		0-0-0		0-0-0	
RPI S	Opponent	Score		RPI S	Opponent	Score		RPI S	Opponent	Score	
3 A	Vanderbilt	3	11	47 H	Illinois St.	6	18	92 A	Arkansas St.	4	8
								92 H	Arkansas St.	2	11
									101 H	Memphis	7 6
									114 H	Missouri St.	2 8
									128 A	Eastern Ill.	10 9
									128 A	Eastern Ill.	6 9
									128 A	Eastern Ill.	0 1
									130 H	Austin Peay	2 4
									130 H	Austin Peay	7 4
									130 H	Austin Peay	2 10
									159 A	Southern Ill.	1 4
									159 H	Southern Ill.	11 9
									164 A	Murray St.	5 9
									164 A	Murray St.	4 2
									164 A	Murray St.	5 6
									172 H	Jacksonville St.	3 4
									172 H	Jacksonville St.	7 8
									172 H	Jacksonville St.	9 8
									201 A	Saint Louis	6 15
									224 A	SIUE	2 3
									224 A	SIUE	3 9
									224 A	SIUE	8 6
									226 H	UT Martin	4 1
									226 H	UT Martin	0 3
									226 H	UT Martin	0 1
									247 H	Western Mich.	8 4
									247 H	Western Mich.	5 1
									247 H	Western Mich.	9 8
									255 H	Western Ill.	2 9
LAST 10 GAMES				164 A	Murray St.	4	2	164 A	Murray St.	5	6
				164 A	Murray St.	5	9	201 A	Saint Louis	6	15
				297 H	Purdue Fort Wayne	14	1	172 H	Jacksonville St.	7	8
				297 H	Purdue Fort Wayne	10	1	172 H	Jacksonville St.	9	8
				92 A	Arkansas St.	4	8	172 H	Jacksonville St.	3	4

Non-Div. I Games: Harris-Stowe 13 0

Southeast Mo. St.

RPI	S	Opponent	Score	
255	H	Western Ill.	14	2
255	H	Western Ill.	2	5
297	H	Purdue Fort Wayne	12	4
297	H	Purdue Fort Wayne	10	1
297	H	Purdue Fort Wayne	14	1

Southeast Mo. St.

S  
o  
u  
t  
h  
e  
a  
s  
t  
M  
o  
.  
S  
t  
.

S  
o  
u  
t  
h  
e  
a  
s  
t  
M  
o  
.  
S  
t  
.

Average RPI Win:	233	WON-LOST RECORD	WINNING PCT. RANK	LAST 10 GAMES	STRENGTH OF SCHEDULE	OPP. STRENGTH OF SCHEDULE	TEAM RPI	ADJ RPI	CONF. RPI	ADJ CONF. RPI	
Average RPI Loss:	198										
DIV. I ONLY	8-19-0	.2963	261	3-7-0	197	290	269	.42283	268	18	18
DIV. I NON-CONF.	4-11-0	.26667	249	2-2-0	249	298	284	.39971	284	23	23
<hr/>											
TOTALS	RPI 1-25	RPI 26-50		W-L RECORDS		RPI 51-100		RPI 101-150		RPI 150+	
8-19-0	0-0-0	0-0-0		OVERALL		0-0-0		0-6-0		8-13-0	
3-4-0	0-0-0	0-0-0		HOME		0-0-0		0-3-0		3-1-0	
4-9-0	0-0-0	0-0-0		AWAY		0-0-0		0-3-0		4-6-0	
1-6-0	0-0-0	0-0-0		NEUTRAL		0-0-0		0-0-0		1-6-0	
4-11-0	0-0-0	0-0-0		NON-CONFERENCE		0-0-0		0-3-0		4-8-0	
1-0-0	0-0-0	0-0-0		HOME		0-0-0		0-0-0		1-0-0	
2-5-0	0-0-0	0-0-		AWAY		0-0-0		0-3-0		2-2-0	
1-6-0	0-0-0	0-0-0		NEUTRAL		0-0-0		0-0-0		1-6-0	
4-8-0	0-0-0	0-0-0		CONFERENCE		0-0-0		0-3-0		4-5-0	
2-4-0	0-0-0	0-0-0		HOME		0-0-0		0-3-0		2-1-0	
2-4-0	0-0-0	0-0-0		AWAY		0-0-0		0-0-0		2-4-0	
0-0-0	0-0-0	0-0-0		NEUTRAL		0-0-0		0-0-0		0-0-0	
RPI	S	Opponent	Score	RPI	S	Opponent	Score	RPI	S	Opponent	Score
								105	A	Miami (OH)	6 7
								105	A	Miami (OH)	10 18
								105	A	Miami (OH)	0 8
								148	H	Dayton	0 9
								148	H	Dayton	7 8
								148	H	Dayton	0 8
								170	A	Penn St.	18 6
								171	A	Fordham	2 8
								171	A	Fordham	1 8
								171	A	Fordham	1 0
								201	A	Saint Louis	0 5
								201	A	Saint Louis	1 4
								201	A	Saint Louis	8 5
								210	A	Cornell	1 8
								227	H	La Salle	14 5
								227	H	La Salle	3 2
								227	H	La Salle	5 10
								233	N	Central Conn. St.	3 17
								233	N	Central Conn. St.	5 9
								233	N	Central Conn. St.	3 4
								247	N	Western Mich.	3 8
								284	H	Bucknell	11 5
								287	A	Niagara	4 9
								287	A	Niagara	10 6
								288	N	Villanova	3 16
								296	N	Mt. St. Mary's	4 5
								296	N	Mt. St. Mary's	6 2
				LAST 10 GAMES							
				201	A	Saint Louis	1 4	201	A	Saint Louis	8 5
				201	A	Saint Louis	0 5	287	A	Niagara	4 9
				227	H	La Salle	3 2	148	H	Dayton	7 8
				227	H	La Salle	14 5	148	H	Dayton	0 8
				287	A	Niagara	10 6	148	H	Dayton	0 9

Non-Div. I Games:

St. Bonaventure

[illegible]

**Non-Div. I Games:**

Charleston So.

RPI	S	Opponent	Score	
279	H	The Citadel	10	5
279	H	The Citadel	10	5
282	A	Savannah St.	7	6
282	H	Savannah St.	5	3
292	A	Longwood	16	3
292	A	Longwood	2	3
292	A	Longwood	6	7

Charleston So.

C  
h  
a  
r  
l  
e  
s  
t  
o  
n  
S  
o  
.

C  
h  
a  
r  
l  
e  
s  
t  
o  
n  
S  
o  
.



Average RPI Win: 231		WON-LOST RECORD		WINNING PCT. RANK		LAST 10 GAMES		STRENGTH OF SCHEDULE		OPP. STRENGTH OF SCHEDULE		TEAM RPI		ADJ RPI		CONF. RPI		ADJ CONF. RPI	
DIV. I ONLY		14-21-0		.4 213		3-7-0		259		268		271		.42221 270		18		18	
DIV. I NON-CONF.		13-13-0		.5 145		2-4-0		275		270		241		.44288 241		23		23	
TOTALS		RPI 1-25		RPI 26-50		W-L RECORDS		RPI 51-100		RPI 101-150		RPI 150+							
14-21-0		0-1-0		0-0-0		OVERALL		2-2-0		0-1-0		12-17-0							
10-6-0		0-0-0		0-0-0		HOME		1-0-0		0-0-0		9-6-0							
1-15-0		0-1-0		0-0-0		AWAY		0-2-0		0-1-0		1-11-0							
3-0-0		0-0-0		0-0-0		NEUTRAL		1-0-0		0-0-0		2-0-0							
13-13-0		0-1-0		0-0-0		NON-CONFERENCE		2-2-0		0-1-0		11-9-0							
9-4-0		0-0-0		0-0-0		HOME		1-0-0		0-0-0		8-4-0							
1-9-0		0-1-0		0-0-		AWAY		0-2-0		0-1-0		1-5-0							
3-0-0		0-0-0		0-0-0		NEUTRAL		1-0-0		0-0-0		2-0-0							
1-8-0		0-0-0		0-0-0		CONFERENCE		0-0-0		0-0-0		1-8-0							
1-2-0		0-0-0		0-0-0		HOME		0-0-0		0-0-0		1-2-0							
0-6-0		0-0-0		0-0-0		AWAY		0-0-0		0-0-0		0-6-0							
0-0-0		0-0-0		0-0-0		NEUTRAL		0-0-0		0-0-0		0-0-0							
RPI	S	Opponent		Score		RPI	S	Opponent		Score		RPI	S	Opponent		Score			
22	A	NC State		3	18							77	H	Maryland		9	5		
												86	N	Iowa		7	2		
												95	A	UNC Greensboro		0	8		
												95	A	UNC Greensboro		2	4		
												144	A	James Madison		7	10		
												165	A	Winthrop		1	3		
												165	A	Winthrop		0	7		
												175	A	Richmond		4	19		
												175	A	Richmond		2	15		
												175	A	Richmond		7	10		
												184	N	Marshall		9	4		
												219	A	UMBC		3	9		
												230	H	Manhattan		4	3		
												230	H	Manhattan		6	3		
												230	H	Manhattan		2	3		
												239	A	Saint Joseph's		9	18		
												239	A	Saint Joseph's		3	14		
												239	A	Saint Joseph's		5	11		
												248	H	Princeton		6	0		
												248	H	Princeton		3	5		
												248	H	Princeton		7	6		
												253	H	George Washington		7	16		
												253	H	George Washington		13	2		
												253	H	George Washington		5	8		
												262	H	Monmouth		3	7		
												262	H	Monmouth		10	7		
												262	H	Monmouth		3	9		
												263	A	Towson		3	8		
												263	H	Towson		6	2		
												275	A	Georgetown		1	4		
												275	H	Georgetown		7	4		
LAST 10 GAMES																			
230	H	Manhattan		6	3	292	H	Longwood		4	3	262	H	Monmouth		3	9		
77	H	Maryland		9	5	253	H	George Washington		5	8	263	A	Towson		3	8		
95	A	UNC Greensboro		0	8	253	H	George Washington		13	2	263	H	Towson		6	2		
95	A	UNC Greensboro		2	4	253	H	George Washington		7	16	275	A	Georgetown		1	4		
263	A	Towson		3	8	275	A	Georgetown		1	4	275	H	Georgetown		7	4		

Non-Div. I Games:

George Mason

RPI	S	Opponent	Score	
288	N	Villanova	12	5
292	A	Longwood	4	3
292	H	Longwood	4	3

George Mason

G  
e  
o  
r  
g  
e  
M  
a  
s  
o  
n

G  
e  
o  
r  
g  
e  
M  
a  
s  
o  
n

Average RPI Win: 237		WON-LOST	WINNING	LAST 10	STRENGTH OF		OPP. STRENGTH	TEAM	ADJ	CONF.	ADJ CONF.
Average RPI Loss: 150		RECORD	PCT. RANK	GAMES	SCHEDULE		OF SCHEDULE	RPI	RPI	RPI	RPI
DIV. I ONLY		11-25-0	.30556	253	4-6-0		252	221	272	.42153	271
DIV. I NON-CONF.		4-20-0	.16667	285	0-3-0		224	187	278	.41161	278
TOTALS		RPI 1-25	RPI 26-50		W-L RECORDS		RPI 51-100		RPI 101-150		RPI 150+
11-25-0	0-0-0	0-0-0		OVERALL		0-3-0		0-13-0		11-9-0	
6-2-0	0-0-0	0-0-0		HOME		0-0-0		0-1-0		6-1-0	
4-18-0	0-0-0	0-0-0		AWAY		0-3-0		0-9-0		4-6-0	
1-5-0	0-0-0	0-0-0		NEUTRAL		0-0-0		0-3-0		1-2-0	
4-20-0	0-0-0	0-0-0		NON-CONFERENCE		0-3-0		0-10-0		4-7-0	
0-2-0	0-0-0	0-0-0		HOME		0-0-0		0-1-0		0-1-0	
3-13-0	0-0-0	0-0-0		AWAY		0-3-0		0-6-0		3-4-0	
1-5-0	0-0-0	0-0-0		NEUTRAL		0-0-0		0-3-0		1-2-0	
7-5-0	0-0-0	0-0-0		CONFERENCE		0-0-0		0-3-0		7-2-0	
6-0-0	0-0-0	0-0-0		HOME		0-0-0		0-0-0		6-0-0	
1-5-0	0-0-0	0-0-0		AWAY		0-0-0		0-3-0		1-2-0	
0-0-0	0-0-0	0-0-0		NEUTRAL		0-0-0		0-0-0		0-0-0	
RPI S	Opponent	Score	RPI S	Opponent	Score	RPI S	Opponent	Score	RPI S	Opponent	Score
						80 A	Kansas St.	6 9	108 N	Kansas	1 3
						80 A	Kansas St.	3 8	108 N	Kansas	1 8
						86 A	Iowa	6 8	108 N	Kansas	2 7
									116 A	California Baptist	2 4
									116 A	California Baptist	4 8
									116 A	California Baptist	0 8
									116 A	California Baptist	7 10
									130 A	Austin Peay	3 8
									130 A	Austin Peay	3 15
									135 A	Central Mich.	10 14
									135 A	Central Mich.	2 5
									135 A	Central Mich.	4 6
									149 H	Milwaukee	2 4
									159 A	Southern Ill.	17 2
									159 A	Southern Ill.	6 8
									159 A	Southern Ill.	1 3
									186 A	Middle Tenn.	3 2
									189 A	UIC	3 8
									189 H	UIC	10 15
									213 A	Belmont	7 5
									229 N	Valparaiso	5 2
									229 N	Valparaiso	6 7
									229 N	Valparaiso	2 5
						247 A	Western Mich.	12 6	130 A	Austin Peay	3 15
						247 A	Western Mich.	4 10	116 A	California Baptist	2 4
						135 A	Central Mich.	2 5	86 A	Iowa	6 8
						135 A	Central Mich.	4 6	247 A	Western Mich.	4 9
						130 A	Austin Peay	3 8	189 H	UIC	10 15
									247 A	Western Mich.	4 9

Non-Div. I Games:

Northern Ill.

RPI	S	Opponent	Score	
247	A	Western Mich.	4	10
247	A	Western Mich.	12	6
265	A	Chicago St.	8	10
280	H	Eastern Mich.	6	3
280	H	Eastern Mich.	4	3
280	H	Eastern Mich.	9	4

Northern Ill.

N  
o  
r  
t  
h  
e  
r  
n  
I  
l  
l  
.

N  
o  
r  
t  
h  
e  
r  
n  
I  
l  
l  
.

Average RPI Win:	230	WON-LOST	WINNING	LAST 10	STRENGTH OF	OPP. STRENGTH	TEAM	ADJ	CONF.	ADJ CONF.			
Average RPI Loss:	176	RECORD	PCT. RANK	GAMES	SCHEDULE	OF SCHEDULE	RPI	RPI	RPI	RPI			
DIV. I ONLY	12-20-0	.375	229	3-7-0	283	214	273	.42144	272	25	25		
DIV. I NON-CONF.	7-13-0	.35	217	2-1-0	287	180	268	.42336	268	25	25		
<hr/>													
TOTALS	RPI 1-25	RPI 26-50		W-L RECORDS		RPI 51-100		RPI 101-150		RPI 150+			
12-20-0	0-0-0	0-0-0		OVERALL		0-1-0		1-6-0		11-13-0			
7-4-0	0-0-0	0-0-0		HOME		0-0-0		1-3-0		6-1-0			
5-16-0	0-0-0	0-0-0		AWAY		0-1-0		0-3-0		5-12-0			
0-0-0	0-0-0	0-0-0		NEUTRAL		0-0-0		0-0-0		0-0-0			
7-13-0	0-0-0	0-0-0		NON-CONFERENCE		0-1-0		1-3-0		6-9-0			
4-1-0	0-0-0	0-0-0		HOME		0-0-0		1-0-0		3-1-0			
3-12-0	0-0-0	0-0-		AWAY		0-1-0		0-3-0		3-8-0			
0-0-0	0-0-0	0-0-0		NEUTRAL		0-0-0		0-0-0		0-0-0			
5-7-0	0-0-0	0-0-0		CONFERENCE		0-0-0		0-3-0		5-4-0			
3-3-0	0-0-0	0-0-0		HOME		0-0-0		0-3-0		3-0-0			
2-4-0	0-0-0	0-0-0		AWAY		0-0-0		0-0-0		2-4-0			
0-0-0	0-0-0	0-0-0		NEUTRAL		0-0-0		0-0-0		0-0-0			
RPI	S	Opponent	Score	RPI	S	Opponent	Score	RPI	S	Opponent	Score		
						64	A Michigan	5		10			
										105	H Miami (OH)	2	15
										105	H Miami (OH)	4	12
										105	H Miami (OH)	8	10
										124	A Cincinnati	3	4
										124	A Cincinnati	3	4
										124	A Cincinnati	3	4
										148	H Dayton	12	8
										167	A Purdue	2	9
										175	A Richmond	6	8
										175	A Richmond	2	16
										175	A Richmond	3	4
										186	A Middle Tenn.	0	7
										186	A Middle Tenn.	4	3
										186	A Middle Tenn.	2	3
										213	A Belmont	2	5
										213	A Belmont	1	0
										213	A Belmont	3	12
										218	H Toledo	6	5
										218	H Toledo	9	6
										218	H Toledo	10	6
										231	H Siena	3	1
										231	H Siena	7	9
										246	A Ohio	4	12
										246	A Ohio	2	12
										246	A Ohio	7	3
										251	H Oakland	6	3
										259	H Youngstown St.	15	5

Non-Div. I Games:

Bowling Green

RPI	S	Opponent	Score	
280	A	Eastern Mich.	0	4
280	A	Eastern Mich.	7	4
280	A	Eastern Mich.	1	3
297	A	Purdue Fort Wayne	10	4

Bowling Green

B  
o  
w  
l  
i  
n  
g  
G  
r  
e  
e  
n

B  
o  
w  
l  
i  
n  
g  
G  
r  
e  
e  
n

Average RPI Win:	264	WON-LOST RECORD		WINNING PCT. RANK		LAST 10 GAMES		STRENGTH OF SCHEDULE		OPP. STRENGTH OF SCHEDULE		TEAM RPI		ADJ RPI		CONF. RPI		ADJ CONF. RPI
DIV. I ONLY		14-18-0		.4375	197	10-0-0		264		286		259		.42138	273	31		31
DIV. I NON-CONF.		3-12-0		.2	275	1-1-0		134		133		252		.42948	261	30		30
<hr/>																		
TOTALS		RPI 1-25		RPI 26-50		W-L RECORDS		RPI 51-100		RPI 101-150		RPI 150+						
14-18-0		0-3-0		0-0-0		OVERALL		0-3-0		1-3-0		13-9-0						
6-11-0		0-0-0		0-0-0		HOME		0-3-0		1-2-0		5-6-0						
8-7-0		0-3-0		0-0-0		AWAY		0-0-0		0-1-0		8-3-0						
0-0-0		0-0-0		0-0-0		NEUTRAL		0-0-0		0-0-0		0-0-0						
3-12-0		0-3-0		0-0-0		NON-CONFERENCE		0-3-0		1-3-0		2-3-0						
1-6-0		0-0-0		0-0-0		HOME		0-3-0		1-2-0		0-1-0						
2-6-0		0-3-0		0-0-		AWAY		0-0-0		0-1-0		2-2-0						
0-0-0		0-0-0		0-0-0		NEUTRAL		0-0-0		0-0-0		0-0-0						
11-6-0		0-0-0		0-0-0		CONFERENCE		0-0-0		0-0-0		11-6-0						
5-5-0		0-0-0		0-0-0		HOME		0-0-0		0-0-0		5-5-0						
6-1-0		0-0-0		0-0-0		AWAY		0-0-0		0-0-0		6-1-0						
0-0-0		0-0-0		0-0-0		NEUTRAL		0-0-0		0-0-0		0-0-0						
RPI	S	Opponent	Score	RPI	S	Opponent	Score	RPI	S	Opponent	Score	RPI	S	Opponent	Score			
10	A	Mississippi St.	4 17					66	H	Boston College	3 7	147	A	La.-Monroe	1 10			
18	A	Miami (FL)	1 8					66	H	Boston College	5 9	149	H	Milwaukee	1 3			
18	A	Miami (FL)	3 4					66	H	Boston College	2 11	149	H	Milwaukee	7 5			
												149	H	Milwaukee	0 2			
												157	A	New Orleans	12 4			
												157	H	New Orleans	2 21			
												257	H	Alabama St.	6 7			
												257	H	Alabama St.	11 4			
												257	H	Alabama St.	1 9			
												258	A	Grambling	4 2			
												258	H	Grambling	10 2			
												277	A	Florida A&M	11 8			
												277	A	Florida A&M	6 7			
												277	A	Florida A&M	5 6			
												281	A	Mississippi Val.	11 1			
												281	A	Mississippi Val.	0 2			
												281	A	Mississippi Val.	13 3			
												294	H	Alcorn	4 18			
												294	H	Alcorn	13 1			
												294	H	Alcorn	9 4			
												298	A	Alabama A&M	16 3			
												298	A	Alabama A&M	12 5			
												298	A	Alabama A&M	11 6			
												298	H	Alabama A&M	0 5			
												298	H	Alabama A&M	11 6			
												298	H	Alabama A&M	4 5			
				LAST 10 GAMES														
				149	H	Milwaukee	1 3	157	A	New Orleans	12 4							
				66	H	Boston College	5 9	294	H	Alcorn	13 1							
				298	A	Alabama A&M	16 3	294	H	Alcorn	4 18							
				298	A	Alabama A&M	12 5	294	H	Alcorn	9 4							
				298	A	Alabama A&M	11 6	147	A	La.-Monroe	1 10							
Non-Div. I Games:	Rust			15	1	Tougaloo	13 7	Rust		15	4	Rust						
	Stillman			12	4	Tougaloo	5 1	Tougaloo		5	3	Stillman			10 2			
														Jackson St.	6 0			

Average RPI Win:	242	WON-LOST RECORD	WINNING PCT. RANK	LAST 10 GAMES	STRENGTH OF SCHEDULE	OPP. STRENGTH OF SCHEDULE	TEAM RPI	ADJ RPI	CONF. RPI	ADJ CONF. RPI					
DIV. I ONLY		15-19-0	.44118	193	4-6-0	282	161	274	.42108	274	20	19			
DIV. I NON-CONF.		12-7-0	.63158	84	3-2-0	296	201	227	.45457	226	22	22			
<hr/>															
TOTALS	RPI 1-25		RPI 26-50		W-L RECORDS		RPI 51-100		RPI 101-150		RPI 150+				
15-19-0	0-0-0		0-0-0		OVERALL		0-0-0		0-9-0		15-10-0				
13-8-0	0-0-0		0-0-0		HOME		0-0-0		0-3-0		13-5-0				
2-11-0	0-0-0		0-0-0		AWAY		0-0-0		0-6-0		2-5-0				
0-0-0	0-0-0		0-0-0		NEUTRAL		0-0-0		0-0-0		0-0-0				
<hr/>															
12-7-0	0-0-0		0-0-0		NON-CONFERENCE		0-0-0		0-3-0		12-4-0				
10-2-0	0-0-0		0-0-0		HOME		0-0-0		0-0-0		10-2-0				
2-5-0	0-0-0		0-0-		AWAY		0-0-0		0-3-0		2-2-0				
0-0-0	0-0-0		0-0-0		NEUTRAL		0-0-0		0-0-0		0-0-0				
<hr/>															
3-12-0	0-0-0		0-0-0		CONFERENCE		0-0-0		0-6-0		3-6-0				
3-6-0	0-0-0		0-0-0		HOME		0-0-0		0-3-0		3-3-0				
0-6-0	0-0-0		0-0-0		AWAY		0-0-0		0-3-0		0-3-0				
0-0-0	0-0-0		0-0-0		NEUTRAL		0-0-0		0-0-0		0-0-0				
<hr/>															
RPI	S	Opponent	Score	RPI	S	Opponent	Score	RPI	S	Opponent	Score	RPI	S	Opponent	Score
												103	A	South Alabama	2 10
												103	A	South Alabama	1 8
												103	A	South Alabama	3 7
												128	H	Eastern Ill.	5 15
												128	H	Eastern Ill.	12 13
												128	H	Eastern Ill.	2 13
												130	A	Austin Peay	4 10
												130	A	Austin Peay	1 8
												130	A	Austin Peay	0 6
												164	H	Murray St.	7 14
												164	H	Murray St.	3 7
												164	H	Murray St.	10 4
												172	A	Jacksonville St.	3 5
												172	A	Jacksonville St.	7 8
												172	A	Jacksonville St.	10 12
												174	H	Central Ark.	7 9
												174	H	Central Ark.	3 2
												174	H	Central Ark.	5 11
												186	A	Middle Tenn.	4 11
												190	A	Lipscomb	1 4
												224	H	SIUE	8 9
						LAST 10 GAMES						224	H	SIUE	12 6
						174 H Central Ark.	7 9					224	H	SIUE	7 6
						164 H Murray St.	10 4					229	H	Valparaiso	12 8
						164 H Murray St.	7 14					237	A	North Ala.	7 6
						224 H SIUE	12 6					237	H	North Ala.	7 1
						224 H SIUE	7 6					255	H	Western Ill.	8 3
						259 H Youngstown St.	8 4								
						259 H Youngstown St.	9 2								
						255 H Western Ill.	7 4								
						255 H Western Ill.	8 3								
						298 H Alabama A&M	28 8								

**Non-Div. I Games:**

Tennessee Tech



RPI	S	Opponent	Score	
255	H	Western Ill.	7	4
255	H	Western Ill.	3	2
259	H	Youngstown St.	7	2
259	H	Youngstown St.	8	4
259	H	Youngstown St.	9	2
298	A	Alabama A&M	23	2
298	H	Alabama A&M	28	8

Tennessee Tech

T  
e  
n  
n  
e  
s  
s  
e  
e  
T  
e  
c  
h

T  
e  
n  
n  
e  
s  
s  
e  
e  
T  
e  
c  
h

[illegible]

**Non-Div. I Games:**

Georgetown

RPI	S	Opponent	Score	
288	A	Villanova	4	2
296	N	Mt. St. Mary's	2	3

Georgetown

G  
e  
o  
r  
g  
e  
t  
o  
w  
n

G  
e  
o  
r  
g  
e  
t  
o  
w  
n

D  
e  
l  
a  
w  
a  
r  
e  
s  
t  
.

Delaware St.

RPI	S	Opponent	Score	
279	A	The Citadel	3	1
295	A	UMES	9	2
295	A	UMES	6	2
295	A	UMES	10	5

Delaware St.

D  
e  
l  
a  
w  
a  
r  
e  
s  
t  
.

D  
e  
l  
a  
w  
a  
r  
e  
s  
t  
.

Average RPI Win: 250		WON-LOST	WINNING	LAST 10	STRENGTH OF		OPP. STRENGTH	TEAM	ADJ	CONF.	ADJ CONF.
Average RPI Loss: 202		RECORD	PCT. RANK	GAMES	SCHEDULE		OF SCHEDULE	RPI	RPI	RPI	RPI
DIV. I ONLY		15-23-0	.39474	215	4-6-0		257	265	277	.41577	277
DIV. I NON-CONF.		8-15-0	.34783	221	1-1-0		228	275	271	.41967	271
TOTALS		RPI 1-25	RPI 26-50		W-L RECORDS		RPI 51-100		RPI 101-150		RPI 150+
15-23-0	0-2-0	0-0-0		OVERALL		0-2-0		1-1-0		14-18-0	
12-10-0	0-1-0	0-0-0		HOME		0-1-0		0-0-0		12-8-0	
3-10-0	0-1-0	0-0-0		AWAY		0-1-0		1-1-0		2-7-0	
0-3-0	0-0-0	0-0-0		NEUTRAL		0-0-0		0-0-0		0-3-0	
8-15-0	0-2-0	0-0-0		NON-CONFERENCE		0-2-0		1-1-0		7-10-0	
6-7-0	0-1-0	0-0-0		HOME		0-1-0		0-0-0		6-5-0	
2-5-0	0-1-0	0-0-0		AWAY		0-1-0		1-1-0		1-2-0	
0-3-0	0-0-0	0-0-0		NEUTRAL		0-0-0		0-0-0		0-3-0	
7-8-0	0-0-0	0-0-0		CONFERENCE		0-0-0		0-0-0		7-8-0	
6-3-0	0-0-0	0-0-0		HOME		0-0-0		0-0-0		6-3-0	
1-5-0	0-0-0	0-0-0		AWAY		0-0-0		0-0-0		1-5-0	
0-0-0	0-0-0	0-0-0		NEUTRAL		0-0-0		0-0-0		0-0-0	
RPI S	Opponent	Score		RPI S	Opponent	Score		RPI S	Opponent	Score	
23 H	Missouri	3	5					146 A	FIU	6	8
25 A	Florida	1	12					146 A	FIU	3	2
								175 N	Eastern Ky.	2	11
								183 H	Wofford	2	1
								183 H	Wofford	11	14
								183 H	Wofford	9	4
								192 N	Southern U.	3	6
								203 A	Mercer	3	16
								203 A	Mercer	1	5
								203 H	Mercer	6	7
								204 H	N.C. A&T	9	0
								204 H	N.C. A&T	3	15
								204 H	N.C. A&T	2	5
								244 A	N.C. Central	4	7
								244 A	N.C. Central	8	9
								244 A	N.C. Central	5	8
								257 A	Alabama St.	8	5
								264 A	Bethune-Cookman	6	7
								264 A	Bethune-Cookman	6	3
								264 A	Bethune-Cookman	1	7
								264 H	Bethune-Cookman	6	5
								264 H	Bethune-Cookman	2	8
								264 H	Bethune-Cookman	6	4
								273 H	Jackson St.	8	11
								273 H	Jackson St.	6	5
								273 H	Jackson St.	7	6
								282 H	Savannah St.	8	6
LAST 10 GAMES											
264 H	Bethune-Cookman	6	4	204 H	N.C. A&T	9	0				
294 H	Alcorn	7	8	204 H	N.C. A&T	3	15				
264 H	Bethune-Cookman	2	8	204 H	N.C. A&T	2	5				
264 H	Bethune-Cookman	6	5	25 A	Florida	1	12				
257 A	Alabama St.	8	5	244 A	N.C. Central	5	8				

Non-Div. I Games:

Florida A&amp;M

RPI	S	Opponent	Score	
282	H	Savannah St.	6	3
282	H	Savannah St.	10	0
289	N	Ark.-Pine Bluff	1	11
294	H	Alcorn	11	7
294	H	Alcorn	4	5
294	H	Alcorn	7	8
294	H	Alcorn	8	7

Florida A&M

F  
l  
o  
r  
i  
d  
a  
  
A  
&  
M

F  
l  
o  
r  
i  
d  
a  
  
A  
&  
M

Average RPI Win: 207		WON-LOST RECORD		WINNING PCT. RANK		LAST 10 GAMES		STRENGTH OF SCHEDULE		OPP. STRENGTH OF SCHEDULE		TEAM RPI		ADJ RPI		CONF. RPI		ADJ CONF. RPI	
DIV. I ONLY		7-27-0		.20588 293		3-7-0		157		219		278		.41455 278		24		24	
DIV. I NON-CONF.		1-18-0		.05263 296		0-3-0		80		173		272		.41681 272		20		20	
TOTALS		RPI 1-25		RPI 26-50		W-L RECORDS		RPI 51-100		RPI 101-150		RPI 150+							
7-27-0		0-2-0		0-4-0		OVERALL		2-1-0		0-6-0		5-14-0							
6-9-0		0-0-0		0-0-0		HOME		2-1-0		0-4-0		4-4-0							
1-16-0		0-2-0		0-4-0		AWAY		0-0-0		0-2-0		1-8-0							
0-2-0		0-0-0		0-0-0		NEUTRAL		0-0-0		0-0-0		0-2-0							
1-18-0		0-2-0		0-4-0		NON-CONFERENCE		0-0-0		0-3-0		1-9-0							
0-3-0		0-0-0		0-0-0		HOME		0-0-0		0-1-0		0-2-0							
1-13-0		0-2-0		0-0-		AWAY		0-0-0		0-2-0		1-5-0							
0-2-0		0-0-0		0-0-0		NEUTRAL		0-0-0		0-0-0		0-2-0							
6-9-0		0-0-0		0-0-0		CONFERENCE		2-1-0		0-3-0		4-5-0							
6-6-0		0-0-0		0-0-0		HOME		2-1-0		0-3-0		4-2-0							
0-3-0		0-0-0		0-0-0		AWAY		0-0-0		0-0-0		0-3-0							
0-0-0		0-0-0		0-0-0		NEUTRAL		0-0-0		0-0-0		0-0-0							
RPI	S	Opponent		Score		RPI	S	Opponent		Score		RPI	S	Opponent		Score			
4	A	Louisville		2	11	33	A	Kentucky		4	5	87	H	Wright St.		6	3		
8	A	Tennessee		0	18	44	A	Alabama		4	9	87	H	Wright St.		1	9		
						44	A	Alabama		1	10	87	H	Wright St.		7	6		
						44	A	Alabama		1	15								

Non-Div. I Games: Miami-Hamilton 9 6

Northern Ky.



[illegible]

**Non-Div. I Games:**

## The Citadel

Average RPI Win:	190	WON-LOST	WINNING	LAST 10	STRENGTH OF	OPP. STRENGTH	TEAM	ADJ	CONF.	ADJ CONF.	
Average RPI Loss:	166	RECORD	PCT. RANK	GAMES	SCHEDULE	OF SCHEDULE	RPI	RPI	RPI	RPI	
DIV. I ONLY	6-29-1	.18056	296	3-7-0	191	248	280	.40833	280	25	25
DIV. I NON-CONF.	3-20-1	.14583	288	0-4-0	227	197	283	.40015	283	25	25
TOTALS	RPI 1-25	RPI 26-50	W-L RECORDS	RPI 51-100	RPI 101-150	RPI 150+					
6-29-1	0-0-0	0-0-0	OVERALL	0-5-0	2-8-0	4-16-1					
2-3-0	0-0-0	0-0-0	HOME	0-0-0	0-1-0	2-2-0					
3-20-0	0-0-0	0-0-0	AWAY	0-3-0	1-6-0	2-11-0					
1-6-1	0-0-0	0-0-0	NEUTRAL	0-2-0	1-1-0	0-3-1					
3-20-1	0-0-0	0-0-0	NON-CONFERENCE	0-5-0	2-5-0	1-10-1					
0-2-0	0-0-0	0-0-0	HOME	0-0-0	0-1-0	0-1-0					
2-12-0	0-0-0	0-0-	AWAY	0-3-0	1-3-0	1-6-0					
1-6-1	0-0-0	0-0-0	NEUTRAL	0-2-0	1-1-0	0-3-1					
3-9-0	0-0-0	0-0-0	CONFERENCE	0-0-0	0-3-0	3-6-0					
2-1-0	0-0-0	0-0-0	HOME	0-0-0	0-0-0	2-1-0					
1-8-0	0-0-0	0-0-0	AWAY	0-0-0	0-3-0	1-5-0					
0-0-0	0-0-0	0-0-0	NEUTRAL	0-0-0	0-0-0	0-0-0					
RPI S	Opponent	Score	RPI S	Opponent	Score	RPI S	Opponent	Score	RPI S	Opponent	Score
						67 A	TCU	2 12	105 A	Miami (OH)	6 7
						67 A	TCU	4 16	105 A	Miami (OH)	3 13
						67 A	TCU	1 12	105 A	Miami (OH)	6 7
						81 N	Incarnate Word	0 4	121 N	Notre Dame	3 11
						81 N	Incarnate Word	3 8	121 N	Notre Dame	4 2
									137 A	A&M-Corpus Christi	4 12
									137 A	A&M-Corpus Christi	2 7
									137 A	A&M-Corpus Christi	2 8
									148 A	Dayton	10 2
									148 H	Dayton	1 4
									154 A	Ball St.	5 11
									154 A	Ball St.	7 5
									154 A	Ball St.	2 3
									173 A	Abilene Christian	6 5
									184 A	Marshall	3 10
									184 A	Marshall	3 25
									184 A	Marshall	1 6
									184 A	Marshall	5 8
									187 A	Michigan St.	3 5
									209 N	NJIT	9 9
									209 N	NJIT	4 5
									209 N	NJIT	4 10
									209 N	NJIT	9 10
									251 A	Oakland	9 10
									251 H	Oakland	8 14
									271 A	Northern Ill.	4 9
									271 A	Northern Ill.	3 4
			LAST 10 GAMES								
						154 A	Ball St.	7 5	184 A	Marshall	5 8
						154 A	Ball St.	5 11	187 A	Michigan St.	3 5
						137 A	A&M-Corpus Christi	2 8	148 H	Dayton	1 4
						137 A	A&M-Corpus Christi	2 7	154 A	Ball St.	2 3
						209 N	NJIT	9 10	251 A	Oakland	9 10

Eastern Mich.

RPI	S	Opponent	Score	
271	A	Northern Ill.	3	6
272	H	Bowling Green	4	7
272	H	Bowling Green	3	1
272	H	Bowling Green	4	0

Eastern Mich.

E  
a  
s  
t  
e  
r  
n  
M  
i  
c  
h  
.

E  
a  
s  
t  
e  
r  
n  
M  
i  
c  
h  
.

Average RPI Win: 282		WON-LOST RECORD		WINNING PCT. RANK		LAST 10 GAMES		STRENGTH OF SCHEDULE		OPP. STRENGTH OF SCHEDULE		TEAM RPI		ADJ RPI		CONF. RPI		ADJ CONF. RPI	
DIV. I ONLY		5-17-0		.22727 284		1-9-0		213		295		281		.40828 281		31		31	
DIV. I NON-CONF.		0-7-0		0 297		0-3-0		9		113		259		.43098 258		30		30	
TOTALS		RPI 1-25		RPI 26-50		W-L RECORDS		RPI 51-100		RPI 101-150		RPI 150+							
5-17-0		0-1-0		0-1-0		OVERALL		0-2-0		0-3-0		5-10-0							
1-4-0		0-0-0		0-0-0		HOME		0-0-0		0-0-0		1-4-0							
4-13-0		0-1-0		0-1-0		AWAY		0-2-0		0-3-0		4-6-0							
0-0-0		0-0-0		0-0-0		NEUTRAL		0-0-0		0-0-0		0-0-0							
0-7-0		0-1-0		0-1-0		NON-CONFERENCE		0-2-0		0-3-0		0-0-0							
0-0-0		0-0-0		0-0-0		HOME		0-0-0		0-0-0		0-0-0							
0-7-0		0-1-0		0-0-		AWAY		0-2-0		0-3-0		0-0-0							
0-0-0		0-0-0		0-0-0		NEUTRAL		0-0-0		0-0-0		0-0-0							
5-10-0		0-0-0		0-0-0		CONFERENCE		0-0-0		0-0-0		5-10-0							
1-4-0		0-0-0		0-0-0		HOME		0-0-0		0-0-0		1-4-0							
4-6-0		0-0-0		0-0-0		AWAY		0-0-0		0-0-0		4-6-0							
0-0-0		0-0-0		0-0-0		NEUTRAL		0-0-0		0-0-0		0-0-0							
RPI	S	Opponent		Score		RPI	S	Opponent		Score		RPI	S	Opponent		Score			
10	A	Mississippi St.		5	18	31	A	Louisiana Tech		1	21	92	A	Arkansas St.		0	10		
												92	A	Arkansas St.		2	4		
												101	A	Memphis		1	8		
												115	A	Northwestern St.		0	9		
												115	A	Northwestern St.		0	11		
												257	A	Alabama St.		6	12		
												257	A	Alabama St.		3	13		
												257	A	Alabama St.		12	11		
												257	H	Alabama St.		4	5		
												257	H	Alabama St.		2	12		
												258	A	Grambling		7	9		
												273	H	Jackson St.		3	13		
												273	H	Jackson St.		2	0		
												273	H	Jackson St.		1	11		
												294	A	Alcorn		9	2		
												294	A	Alcorn		14	2		
												294	A	Alcorn		15	5		
												298	A	Alabama A&M		0	6		
												298	A	Alabama A&M		6	11		
												298	A	Alabama A&M		2	6		
LAST 10 GAMES																			
						257	H	Alabama St.		2	12	115	A	Northwestern St.		0	9		
						257	H	Alabama St.		4	5	115	A	Northwestern St.		0	11		
						257	A	Alabama St.		3	13	298	A	Alabama A&M		6	11		
						257	A	Alabama St.		12	11	298	A	Alabama A&M		2	6		
						258	A	Grambling		7	9	298	A	Alabama A&M		0	6		

Non-Div. I Games: Tougaloo 1 0

Mississippi Val.

Average RPI Win: 224		WON-LOST	WINNING	LAST 10	STRENGTH OF		OPP. STRENGTH	TEAM	ADJ		CONF.	ADJ CONF.						
Average RPI Loss: 249		RECORD	PCT. RANK	GAMES	SCHEDULE		OF SCHEDULE	RPI	RPI		RPI	RPI						
DIV. I ONLY		7-18-1	.28846	265	4-6-0		215	294	282	.40788	282	30	30					
DIV. I NON-CONF.		1-5-1	.21429	273	0-2-0		173	294	285	.39783	285	31	31					
TOTALS		RPI 1-25	RPI 26-50		W-L RECORDS		RPI 51-100		RPI 101-150		RPI 150+							
7-18-1		0-0-0	0-0-0		OVERALL		0-0-0		0-0-0		7-18-1							
5-5-1		0-0-0	0-0-0		HOME		0-0-0		0-0-0		5-5-1							
2-13-0		0-0-0	0-0-0		AWAY		0-0-0		0-0-0		2-13-0							
0-0-0		0-0-0	0-0-0		NEUTRAL		0-0-0		0-0-0		0-0-0							
1-5-1		0-0-0	0-0-0		NON-CONFERENCE		0-0-0		0-0-0		1-5-1							
1-2-1		0-0-0	0-0-0		HOME		0-0-0		0-0-0		1-2-1							
0-3-0		0-0-0	0-0-		AWAY		0-0-0		0-0-0		0-3-0							
0-0-0		0-0-0	0-0-0		NEUTRAL		0-0-0		0-0-0		0-0-0							
6-13-0		0-0-0	0-0-0		CONFERENCE		0-0-0		0-0-0		6-13-0							
4-3-0		0-0-0	0-0-0		HOME		0-0-0		0-0-0		4-3-0							
2-10-0		0-0-0	0-0-0		AWAY		0-0-0		0-0-0		2-10-0							
0-0-0		0-0-0	0-0-0		NEUTRAL		0-0-0		0-0-0		0-0-0							
RPI	S	Opponent	Score	RPI	S	Opponent	Score	RPI	S	Opponent	Score	RPI	S	Opponent	Score			
										185	H	Omaha	0	2				
										185	H	Omaha	5	4				
										185	H	Omaha	3	3				
										203	A	Mercer	1	8				
										204	A	N.C. A&T	3	2				
										204	A	N.C. A&T	5	6				
										204	A	N.C. A&T	10	4				
										223	A	Georgia St.	1	5				
										240	H	Coppin St.	8	10				
										240	H	Coppin St.	10	3				
										240	H	Coppin St.	5	11				
										240	H	Coppin St.	7	8				
										244	H	N.C. Central	4	3				
										244	H	N.C. Central	4	1				
										244	H	N.C. Central	5	3				
										260	A	Norfolk St.	7	10				
										260	A	Norfolk St.	4	6				
										260	A	Norfolk St.	2	5				
										264	A	Bethune-Cookman	0	13				
										264	A	Bethune-Cookman	5	8				
										264	A	Bethune-Cookman	9	10				
LAST 10 GAMES										269	A	Charleston So.	3	5				
				240	H	Coppin St.	8	10	264	A	Bethune-Cookman	5	8	269	H	Charleston So.	6	7
				240	H	Coppin St.	7	8	264	A	Bethune-Cookman	0	13	277	A	Florida A&M	0	10
				260	A	Norfolk St.	4	6	204	A	N.C. A&T	10	4	277	A	Florida A&M	6	8
				223	A	Georgia St.	1	5	204	A	N.C. A&T	5	6	277	A	Florida A&M	3	6
				264	A	Bethune-Cookman	9	10	204	A	N.C. A&T	3	2					

Non-Div. I Games:

Savannah St.

Average RPI Win:	234	WON-LOST RECORD	WINNING PCT. RANK	LAST 10 GAMES	STRENGTH OF SCHEDULE	OPP. STRENGTH OF SCHEDULE	TEAM RPI	ADJ RPI	CONF. RPI	ADJ CONF. RPI		
Average RPI Loss:	204											
DIV. I ONLY		13-23-0	.36111	234	5-5-0	292	254	283	.40608	283	28	28
DIV. I NON-CONF.		9-15-0	.375	208	2-2-0	192	263	205	.46851	205	27	27
<hr/>												
TOTALS	RPI 1-25	RPI 26-50		W-L RECORDS		RPI 51-100		RPI 101-150		RPI 150+		
13-23-0	0-0-0	0-0-0		OVERALL		0-3-0		0-3-0		13-17-0		
4-5-0	0-0-0	0-0-0		HOME		0-0-0		0-0-0		4-5-0		
6-16-0	0-0-0	0-0-0		AWAY		0-3-0		0-3-0		6-10-0		
3-2-0	0-0-0	0-0-0		NEUTRAL		0-0-0		0-0-0		3-2-0		
9-15-0	0-0-0	0-0-0		NON-CONFERENCE		0-3-0		0-3-0		9-9-0		
3-0-0	0-0-0	0-0-0		HOME		0-0-0		0-0-0		3-0-0		
3-13-0	0-0-0	0-0-		AWAY		0-3-0		0-3-0		3-7-0		
3-2-0	0-0-0	0-0-0		NEUTRAL		0-0-0		0-0-0		3-2-0		
4-8-0	0-0-0	0-0-0		CONFERENCE		0-0-0		0-0-0		4-8-0		
1-5-0	0-0-0	0-0-0		HOME		0-0-0		0-0-0		1-5-0		
3-3-0	0-0-0	0-0-0		AWAY		0-0-0		0-0-0		3-3-0		
0-0-0	0-0-0	0-0-0		NEUTRAL		0-0-0		0-0-0		0-0-0		
RPI	S	Opponent	Score	RPI	S	Opponent	Score	RPI	S	Opponent	Score	
						75 A Saint Mary's (CA)	2 5			111 A Sacramento St.	4 5	
						98 A San Francisco	0 5			111 A Sacramento St.	0 7	
						98 A San Francisco	4 5			111 A Sacramento St.	3 6	
										175 A Richmond	1 6	
										175 A Richmond	6 3	
										175 A Richmond	1 10	
										195 N UC Riverside	4 2	
										195 N UC Riverside	5 1	
										202 H Seton Hall	11 8	
										209 H NJIT	16 10	
										215 A Delaware	1 6	
										225 H LIU Brooklyn	6 5	
										227 A La Salle	12 11	
										227 A La Salle	0 3	
										227 A La Salle	7 6	
										227 A La Salle	5 7	
										231 H Siena	2 7	
										231 H Siena	8 9	
										231 H Siena	4 13	
										234 A Wagner	1 9	
										241 N Butler	9 4	
										241 N Butler	3 14	
										241 N Butler	2 9	
										248 A Princeton	0 11	
										266 A Iona	8 0	
										266 A Iona	4 11	
										266 A Iona	2 4	
LAST 10 GAMES												
						299 A Saint Peter's	7 0			227 A La Salle	5 7	
						215 A Delaware	1 6			227 A La Salle	7 6	
						231 H Siena	2 7			227 A La Salle	0 3	
						175 A Richmond	1 10			241 N Butler	2 9	
						175 A Richmond	1 6			287 H Niagara	0 1	

Non-Div. I Games:

Rider

RPI	S	Opponent	Score	
287	H	Niagara	0	1
287	H	Niagara	13	5
287	H	Niagara	9	12
299	A	Saint Peter's	14	3
299	A	Saint Peter's	6	7
299	A	Saint Peter's	7	0

Rider

Average RPI Win: 242		WON-LOST	WINNING	LAST 10	STRENGTH OF		OPP. STRENGTH	TEAM	ADJ		CONF.	ADJ CONF.					
Average RPI Loss: 177		RECORD	PCT. RANK	GAMES	SCHEDULE		OF SCHEDULE	RPI	RPI	RPI	RPI						
DIV. I ONLY		10-28-0	.26316	274	2-8-0		238	263	284	.40469	284	26	26				
DIV. I NON-CONF.		7-13-0	.35	217	2-1-0		273	260	276	.41353	276	26	26				
TOTALS		RPI 1-25	RPI 26-50		W-L RECORDS		RPI 51-100		RPI 101-150		RPI 150+						
10-28-0		0-3-0	0-0-0		OVERALL		0-0-0		0-0-0		10-25-0						
5-7-0		0-0-0	0-0-0		HOME		0-0-0		0-0-0		5-7-0						
4-14-0		0-3-0	0-0-0		AWAY		0-0-0		0-0-0		4-11-0						
1-7-0		0-0-0	0-0-0		NEUTRAL		0-0-0		0-0-0		1-7-0						
7-13-0		0-3-0	0-0-0		NON-CONFERENCE		0-0-0		0-0-0		7-10-0						
4-1-0		0-0-0	0-0-0		HOME		0-0-0		0-0-0		4-1-0						
2-5-0		0-3-0	0-0-		AWAY		0-0-0		0-0-0		2-2-0						
1-7-0		0-0-0	0-0-0		NEUTRAL		0-0-0		0-0-0		1-7-0						
3-15-0		0-0-0	0-0-0		CONFERENCE		0-0-0		0-0-0		3-15-0						
1-6-0		0-0-0	0-0-0		HOME		0-0-0		0-0-0		1-6-0						
2-9-0		0-0-0	0-0-0		AWAY		0-0-0		0-0-0		2-9-0						
0-0-0		0-0-0	0-0-0		NEUTRAL		0-0-0		0-0-0		0-0-0						
RPI	S	Opponent		Score		RPI	S	Opponent		Score		RPI	S	Opponent		Score	
22	A	NC State		2	8					155	N	Radford		1	9		
22	A	NC State		8	12					155	N	Radford		4	17		
22	A	NC State		2	14					161	A	Navy		10	11		
										161	A	Navy		2	15		
										161	A	Navy		4	9		
										161	A	Navy		3	6		
										161	H	Navy		1	3		
										170	A	Penn St.		3	9		
										178	H	Binghamton		6	4		
										197	A	Lafayette		3	11		
										197	A	Lafayette		5	6		
										197	A	Lafayette		5	10		
										199	A	Holy Cross		8	4		
										199	A	Holy Cross		5	6		
										199	H	Holy Cross		7	13		
										199	H	Holy Cross		3	6		
										199	H	Holy Cross		3	6		
										202	N	Seton Hall		1	12		
										207	A	Army West Point		1	11		
										207	A	Army West Point		2	0		
										207	H	Army West Point		7	6		
										207	H	Army West Point		3	4		
										207	H	Army West Point		9	16		
										218	N	Toledo		8	7		
										218	N	Toledo		6	15		
										218	N	Toledo		1	10		
										220	N	Pittsburgh		2	8		
LAST 10 GAMES																	
288	A	Villanova		10	5	197	A	Lafayette		5	6	207	H	Army West Point		9	16
287	H	Niagara		13	1	161	A	Navy		10	11	218	N	Toledo		8	7
287	H	Niagara		7	1	218	N	Toledo		6	15	218	N	Toledo		6	15
155	N	Radford		1	9	207	H	Army West Point		9	16	218	N	Toledo		1	10
207	A	Army West Point		2	0	199	H	Holy Cross		3	6	220	N	Pittsburgh		2	8

Non-Div. I Games:

Bucknell



Bucknell

Average RPI Win:	170	WON-LOST	WINNING	LAST 10	STRENGTH OF	OPP. STRENGTH	TEAM	ADJ	CONF.	ADJ CONF.	
Average RPI Loss:	140	RECORD	PCT. RANK	GAMES	SCHEDULE	OF SCHEDULE	RPI	RPI	RPI	RPI	
DIV. I ONLY	7-27-0	.20588	293	3-7-0	207	171	285	.40367	285	7	7
DIV. I NON-CONF.	6-16-0	.27273	245	2-1-0	271	249	290	.39002	290	9	9
TOTALS	RPI 1-25	RPI 26-50	W-L RECORDS	RPI 51-100	RPI 101-150	RPI 150+					
7-27-0	0-0-0	0-3-0	OVERALL	1-6-0	2-6-0	4-12-0					
4-16-0	0-0-0	0-0-0	HOME	0-4-0	1-6-0	3-6-0					
3-11-0	0-0-0	0-3-0	AWAY	1-2-0	1-0-0	1-6-0					
0-0-0	0-0-0	0-0-0	NEUTRAL	0-0-0	0-0-0	0-0-0					
6-16-0	0-0-0	0-0-0	NON-CONFERENCE	0-1-0	2-3-0	4-12-0					
4-10-0	0-0-0	0-0-0	HOME	0-1-0	1-3-0	3-6-0					
2-6-0	0-0-0	0-0-	AWAY	0-0-0	1-0-0	1-6-0					
0-0-0	0-0-0	0-0-0	NEUTRAL	0-0-0	0-0-0	0-0-0					
1-11-0	0-0-0	0-3-0	CONFERENCE	1-5-0	0-3-0	0-0-0					
0-6-0	0-0-0	0-0-0	HOME	0-3-0	0-3-0	0-0-0					
1-5-0	0-0-0	0-3-0	AWAY	1-2-0	0-0-0	0-0-0					
0-0-0	0-0-0	0-0-0	NEUTRAL	0-0-0	0-0-0	0-0-0					
RPI	S	Opponent	Score	RPI	S	Opponent	Score	RPI	S	Opponent	Score
46	A	Loyola Marymount	1 2	56	A	Pepperdine	5 2	111	H	Sacramento St.	11 0
46	A	Loyola Marymount	3 7	56	A	Pepperdine	4 5	120	H	Pacific	0 1
46	A	Loyola Marymount	5 6	56	A	Pepperdine	1 10	120	H	Pacific	8 9
				61	H	Washington	1 11	120	H	Pacific	3 13
				98	H	San Francisco	1 4	129	H	San Jose St.	10 20
				98	H	San Francisco	4 6	129	H	San Jose St.	5 8
				98	H	San Francisco	0 10	129	H	San Jose St.	3 4
								139	A	Cal Poly	7 6
								185	H	Omaha	0 2
								185	H	Omaha	0 2
								185	H	Omaha	2 4
								185	H	Omaha	4 7
								200	H	Washington St.	6 10
								200	H	Washington St.	3 1
								200	H	Washington St.	4 2
								200	H	Washington St.	0 10
								208	A	CSUN	2 7
								208	A	CSUN	0 2
								208	A	CSUN	8 14
								221	A	CSU Bakersfield	2 4
								221	A	CSU Bakersfield	4 8
								221	A	CSU Bakersfield	1 3
								221	A	CSU Bakersfield	3 1
								261	H	UC Davis	9 0
LAST 10 GAMES											
185	H	Omaha	4 7	120	H	Pacific	0 1				
129	H	San Jose St.	5 8	120	H	Pacific	3 13				
129	H	San Jose St.	3 4	120	H	Pacific	8 9				
221	A	CSU Bakersfield	4 8	111	H	Sacramento St.	11 0				
61	H	Washington	1 11	56	A	Pepperdine	4 5				

Non-Div. I Games:

Santa Clara

Average RPI Win:	241	WON-LOST	WINNING	LAST 10	STRENGTH OF	OPP. STRENGTH	TEAM	ADJ	CONF.	ADJ CONF.			
Average RPI Loss:	130	RECORD	PCT. RANK	GAMES	SCHEDULE	OF SCHEDULE	RPI	RPI	RPI	RPI			
DIV. I ONLY		8-28-0	.22222	288	3-7-0	250	164	286	.40281	286	23	23	
DIV. I NON-CONF.		3-21-0	.125	290	0-3-0	139	150	274	.41558	274	24	24	
<hr/>													
TOTALS	RPI 1-25	RPI 26-50		W-L RECORDS		RPI 51-100		RPI 101-150		RPI 150+			
8-28-0	0-0-0	0-6-0		OVERALL		1-8-0		0-6-0		7-8-0			
2-14-0	0-0-0	0-2-0		HOME		0-6-0		0-3-0		2-3-0			
6-14-0	0-0-0	0-4-0		AWAY		1-2-0		0-3-0		5-5-0			
0-0-0	0-0-0	0-0-0		NEUTRAL		0-0-0		0-0-0		0-0-0			
3-21-0	0-0-0	0-6-0		NON-CONFERENCE		1-8-0		0-3-0		2-4-0			
1-9-0	0-0-0	0-2-0		HOME		0-6-0		0-0-0		1-1-0			
2-12-0	0-0-0	0-0-		AWAY		1-2-0		0-3-0		1-3-0			
0-0-0	0-0-0	0-0-0		NEUTRAL		0-0-0		0-0-0		0-0-0			
5-7-0	0-0-0	0-0-0		CONFERENCE		0-0-0		0-3-0		5-4-0			
1-5-0	0-0-0	0-0-0		HOME		0-0-0		0-3-0		1-2-0			
4-2-0	0-0-0	0-0-0		AWAY		0-0-0		0-0-0		4-2-0			
0-0-0	0-0-0	0-0-0		NEUTRAL		0-0-0		0-0-0		0-0-0			
RPI	S	Opponent	Score	RPI	S	Opponent	Score	RPI	S	Opponent	Score		
				29	H	Oregon	9 12	52	A	Fresno St.	3 6		
				41	A	BYU	1 5	52	A	Fresno St.	3 8		
				41	H	BYU	13 14	52	A	Fresno St.	4 3		
				48	A	South Carolina	5 6	53	H	UC Irvine	0 15		
				48	A	South Carolina	3 15	53	H	UC Irvine	4 17		
				48	A	South Carolina	3 10	53	H	UC Irvine	4 17		
								75	H	Saint Mary's (CA)	1 13		
								75	H	Saint Mary's (CA)	1 10		
								75	H	Saint Mary's (CA)	3 8		
										242	A	Seattle U	6 5
										242	A	Seattle U	4 2
										242	A	Seattle U	5 8
										261	A	UC Davis	1 7
										261	A	UC Davis	2 4
										261	A	UC Davis	4 7
										261	A	UC Davis	11 9
										265	H	Chicago St.	16 6
										265	H	Chicago St.	6 7
										265	H	Chicago St.	3 5
										287	H	Niagara	8 12
										287	H	Niagara	8 2
										291	A	Northern Colo.	9 6
										291	A	Northern Colo.	5 4
										291	A	Northern Colo.	10 11
<hr/>													
LAST 10 GAMES													
				75	H	Saint Mary's (CA)	1 10	265	H	Chicago St.	6 7		
				261	A	UC Davis	4 7	265	H	Chicago St.	16 6		
				75	H	Saint Mary's (CA)	1 13	127	A	Air Force	9 12		
				112	A	Utah	5 11	127	A	Air Force	15 16		
				265	H	Chicago St.	3 5	291	A	Northern Colo.	10 11		

Non-Div. I Games:

Utah Valley

Average RPI Win: 225		WON-LOST	WINNING	LAST 10	STRENGTH OF		OPP. STRENGTH	TEAM	ADJ		CONF.	ADJ CONF.	
Average RPI Loss: 208		RECORD	PCT. RANK	GAMES	SCHEDULE		OF SCHEDULE	RPI	RPI		RPI	RPI	
DIV. I ONLY		8-23-0	.25806	275	2-8-0		288	255	287	.39227	287	28	28
DIV. I NON-CONF.		5-16-0	.2381	263	1-3-0		289	225	287	.39642	287	27	27
TOTALS		RPI 1-25	RPI 26-50		W-L RECORDS		RPI 51-100		RPI 101-150		RPI 150+		
8-23-0		0-0-0	0-1-0		OVERALL		0-0-0		2-3-0		6-19-0		
1-5-0		0-0-0	0-0-0		HOME		0-0-0		0-1-0		1-4-0		
7-16-0		0-0-0	0-1-0		AWAY		0-0-0		2-1-0		5-14-0		
0-2-0		0-0-0	0-0-0		NEUTRAL		0-0-0		0-1-0		0-1-0		
5-16-0		0-0-0	0-1-0		NON-CONFERENCE		0-0-0		2-2-0		3-13-0		
1-1-0		0-0-0	0-0-0		HOME		0-0-0		0-0-0		1-1-0		
4-13-0		0-0-0	0-0-		AWAY		0-0-0		2-1-0		2-11-0		
0-2-0		0-0-0	0-0-0		NEUTRAL		0-0-0		0-1-0		0-1-0		
3-7-0		0-0-0	0-0-0		CONFERENCE		0-0-0		0-1-0		3-6-0		
0-4-0		0-0-0	0-0-0		HOME		0-0-0		0-1-0		0-3-0		
3-3-0		0-0-0	0-0-0		AWAY		0-0-0		0-0-0		3-3-0		
0-0-0		0-0-0	0-0-0		NEUTRAL		0-0-0		0-0-0		0-0-0		
RPI S	Opponent	Score	RPI S	Opponent	Score	RPI S	Opponent	Score	RPI S	Opponent	Score		
			41 A	BYU	5 11				112 N	Utah	6 10		
									124 A	Cincinnati	8 7		
									124 A	Cincinnati	0 5		
									124 A	Cincinnati	2 1		
									140 H	Canisius	0 9		
									169 A	New Mexico	3 13		
									169 A	New Mexico	5 3		
									169 A	New Mexico	4 7		
									169 A	New Mexico	3 5		
									178 A	Binghamton	4 16		
									204 A	N.C. A&T	2 6		
									204 A	N.C. A&T	3 4		
									204 A	N.C. A&T	0 6		
									206 H	Quinnipiac	2 7		
									206 H	Quinnipiac	1 3		
									206 H	Quinnipiac	1 7		
									233 N	Central Conn. St.	4 5		
									262 A	Monmouth	3 9		
									262 A	Monmouth	3 8		
									262 A	Monmouth	5 0		
									268 H	St. Bonaventure	9 4		
									268 H	St. Bonaventure	6 10		
LAST 10 GAMES									283 A	Rider	12 9		
			206 H	Quinnipiac	1 3		284 A	Bucknell	1 13	283 A	Rider	5 13	
			206 H	Quinnipiac	2 7		284 A	Bucknell	1 7	283 A	Rider	1 0	
			206 H	Quinnipiac	1 7		204 A	N.C. A&T	0 6	284 A	Bucknell	1 13	
			140 H	Canisius	0 9		169 A	New Mexico	3 5	284 A	Bucknell	1 14	
			41 A	BYU	5 11		283 A	Rider	1 0	284 A	Bucknell	1 14	

Non-Div. I Games:

Niagara

RPI	S	Opponent	Score	
284	A	Bucknell	1	7
286	A	Utah Valley	2	8
286	A	Utah Valley	12	8

Niagara

N  
i  
a  
g  
a  
r  
a

N  
i  
a  
g  
a  
r  
a

[illegible]

**Non-Div. I Games:**

Villanova

RPI	S	Opponent	Score
275	H	Georgetown	2 4
284	H	Bucknell	5 10
296	N	Mt. St. Mary's	16 19

[illegible]

**Non-Div. I Games:**

Ark.-Pine Bluff





Average RPI Win:	261	WON-LOST RECORD	WINNING PCT. RANK	LAST 10 GAMES		STRENGTH OF SCHEDULE	OPP. STRENGTH OF SCHEDULE	TEAM RPI	ADJ RPI	CONF. RPI	ADJ CONF. RPI
DIV. I ONLY		7-25-1	.22727 284	3-7-0		245	288	292	.37832 290	29	29
DIV. I NON-CONF.		2-18-1	.11905 291	0-3-0		229	288	295	.36772 295	29	29
TOTALS	RPI 1-25	RPI 26-50		W-L RECORDS		RPI 51-100		RPI 101-150		RPI 150+	
7-25-1	0-0-0	0-0-0		OVERALL		0-4-0		0-5-1		7-16-0	
5-8-1	0-0-0	0-0-0		HOME		0-0-0		0-2-1		5-6-0	
1-15-0	0-0-0	0-0-0		AWAY		0-4-0		0-3-0		1-8-0	
1-2-0	0-0-0	0-0-0		NEUTRAL		0-0-0		0-0-0		1-2-0	
2-18-1	0-0-0	0-0-0		NON-CONFERENCE		0-1-0		0-5-1		2-12-0	
1-6-1	0-0-0	0-0-0		HOME		0-0-0		0-2-1		1-4-0	
0-10-0	0-0-0	0-0-		AWAY		0-1-0		0-3-0		0-6-0	
1-2-0	0-0-0	0-0-0		NEUTRAL		0-0-0		0-0-0		1-2-0	
5-7-0	0-0-0	0-0-0		CONFERENCE		0-3-0		0-0-0		5-4-0	
4-2-0	0-0-0	0-0-0		HOME		0-0-0		0-0-0		4-2-0	
1-5-0	0-0-0	0-0-0		AWAY		0-3-0		0-0-0		1-2-0	
0-0-0	0-0-0	0-0-0		NEUTRAL		0-0-0		0-0-0		0-0-0	
RPI S Opponent Score			RPI S Opponent Score			RPI S Opponent Score			RPI S Opponent Score		
						65 A Bryant 11 12			116 A California Baptist 1 5		
						65 A Bryant 0 13			148 H Dayton 3 3		
						65 A Bryant 6 19			150 A Penn 5 18		
						74 A St. John's (NY) 4 11			150 A Penn 4 8		
									150 H Penn 5 8		
									150 H Penn 2 16		
									202 H Seton Hall 1 8		
									202 H Seton Hall 6 5		
									202 H Seton Hall 5 10		
									207 N Army West Point 10 5		
									221 A CSU Bakersfield 2 17		
									221 A CSU Bakersfield 2 12		
									221 A CSU Bakersfield 4 9		
									221 A CSU Bakersfield 4 5		
									227 A La Salle 9 19		
									235 H Sacred Heart 5 12		
									235 H Sacred Heart 6 13		
									235 H Sacred Heart 6 5		
									236 N Dartmouth 1 6		
									236 N Dartmouth 3 4		
									256 A Lehigh 3 8		
									256 H Lehigh 6 20		
									266 H Iona 3 5		
						148 H Dayton 3 3			296 A Mt. St. Mary's 12 9		
						202 H Seton Hall 6 5			296 A Mt. St. Mary's 3 11		
						150 H Penn 2 16			296 A Mt. St. Mary's 7 15		
						150 A Penn 5 18			296 H Mt. St. Mary's 11 10		
						236 N Dartmouth 3 4			256 A Lehigh 3 8		

**Non-Div. I Games:**

Fairleigh Dickinson

RPI	S	Opponent	Score	
296	H	Mt. St. Mary's	14	7
296	H	Mt. St. Mary's	14	8

Fairleigh Dickinson

F  
a  
i  
r  
l  
e  
i  
g  
h  
D  
i  
c  
k  
i  
n  
s  
o  
n

F  
a  
i  
r  
l  
e  
i  
g  
h  
D  
i  
c  
k  
i  
n  
s  
o  
n

[illegible]

**Non-Div. I Games:**

### Colorado St.-Pueblo

17 7

MSU Denver

6

17

Northern Colo.

[illegible]

**Non-Div. I Games:**

Longwood

RPI	S	Opponent	Score	
269	H	Charleston So.	3	16
270	A	George Mason	3	4
270	H	George Mason	3	4
295	H	UMES	0	3
295	H	UMES	4	3
295	H	UMES	4	2
295	H	UMES	6	1

Longwood

L  
o  
n  
g  
w  
o  
o  
d

L  
o  
n  
g  
w  
o  
o  
d

Average RPI Win: 270		WON-LOST	WINNING	LAST 10	STRENGTH OF		OPP. STRENGTH	TEAM	ADJ	CONF.	ADJ CONF.
Average RPI Loss: 198		RECORD	PCT. RANK	GAMES	SCHEDULE		OF SCHEDULE	RPI	RPI	RPI	RPI
DIV. I ONLY		10-24-0	.29412	263	5-5-0		285	281	290	.37465	293
DIV. I NON-CONF.		0-12-0	0	297	0-3-0		141	151	292	.37314	293
TOTALS		RPI 1-25	RPI 26-50		W-L RECORDS		RPI 51-100		RPI 101-150		RPI 150+
10-24-0	0-1-0	0-0-0		OVERALL		0-1-0		0-5-0		10-17-0	
5-9-0	0-0-0	0-0-0		HOME		0-0-0		0-1-0		5-8-0	
4-11-0	0-1-0	0-0-0		AWAY		0-1-0		0-2-0		4-7-0	
1-4-0	0-0-0	0-0-0		NEUTRAL		0-0-0		0-2-0		1-2-0	
0-12-0	0-1-0	0-0-0		NON-CONFERENCE		0-1-0		0-5-0		0-5-0	
0-2-0	0-0-0	0-0-0		HOME		0-0-0		0-1-0		0-1-0	
0-7-0	0-1-0	0-0-		AWAY		0-1-0		0-2-0		0-3-0	
0-3-0	0-0-0	0-0-0		NEUTRAL		0-0-0		0-2-0		0-1-0	
10-12-0	0-0-0	0-0-0		CONFERENCE		0-0-0		0-0-0		10-12-0	
5-7-0	0-0-0	0-0-0		HOME		0-0-0		0-0-0		5-7-0	
4-4-0	0-0-0	0-0-0		AWAY		0-0-0		0-0-0		4-4-0	
1-1-0	0-0-0	0-0-0		NEUTRAL		0-0-0		0-0-0		1-1-0	
RPI S	Opponent	Score		RPI S	Opponent	Score		RPI S	Opponent	Score	
13 A	Texas A&M	1	9					81 A	Incarnate Word	3	16
								135 N	Central Mich.	3	12
								135 N	Central Mich.	2	15
								137 A	A&M-Corpus Christi	5	8
								137 H	A&M-Corpus Christi	9	17
								138 A	Rice	5	25
								156 H	SFA	5	8
								175 N	Eastern Ky.	1	11
								192 A	Southern U.	5	8
								192 A	Southern U.	4	26
								192 A	Southern U.	10	6
								194 A	Lamar University	6	7
								211 A	Houston Baptist	5	21
								211 A	Houston Baptist	3	10
								245 H	Texas Southern	5	3
								245 H	Texas Southern	5	7
								245 H	Texas Southern	2	34
								257 N	Alabama St.	9	10
								258 A	Grambling	4	7
								258 A	Grambling	10	7
								258 A	Grambling	4	8
								258 H	Grambling	11	13
								258 H	Grambling	1	9
								258 H	Grambling	18	15
								289 A	Ark.-Pine Bluff	4	3
								289 A	Ark.-Pine Bluff	11	8
								289 H	Ark.-Pine Bluff	9	2
								289 H	Ark.-Pine Bluff	9	7
Non-Div. I Games:				Texas Col.				Jarvis Christian			
				13	12	9	4	4	10	14	7
				Houston-Victoria				Houston-Victoria			
				10	9	4	7	Prairie View			

RPI	S	Opponent	Score	
289	H	Ark.-Pine Bluff	2	17
294	H	Alcorn	9	11
294	H	Alcorn	1	12
294	H	Alcorn	12	6
294	N	Alcorn	10	3

Prairie View

P  
r  
a  
i  
r  
i  
e  
V  
i  
e  
w

P  
r  
a  
i  
r  
i  
e  
V  
i  
e  
w



Average RPI Win: 288		WON-LOST	WINNING	LAST 10	STRENGTH OF	OPP. STRENGTH	TEAM	ADJ	CONF.	ADJ CONF.			
Average RPI Loss: 244		RECORD	PCT. RANK	GAMES	SCHEDULE	OF SCHEDULE	RPI	RPI	RPI	RPI			
DIV. I ONLY		9-24-0	.27273	270	4-6-0	295	298	294	.36795	294	31	31	
DIV. I NON-CONF.		2-6-0	.25	256	0	256	247	260	.43077	259	30	30	
<hr/>													
TOTALS		RPI 1-25		RPI 26-50		W-L RECORDS		RPI 51-100		RPI 101-150		RPI 150+	
9-24-0		0-0-0		0-0-0		OVERALL		0-1-0		0-1-0		9-22-0	
2-6-0		0-0-0		0-0-0		HOME		0-0-0		0-0-0		2-6-0	
6-16-0		0-0-0		0-0-0		AWAY		0-1-0		0-1-0		6-14-0	
1-2-0		0-0-0		0-0-0		NEUTRAL		0-0-0		0-0-0		1-2-0	
2-6-0		0-0-0		0-0-0		NON-CONFERENCE		0-1-0		0-1-0		2-4-0	
0-0-0		0-0-0		0-0-0		HOME		0-0-0		0-0-0		0-0-0	
2-6-0		0-0-0		0-0-		AWAY		0-1-0		0-1-0		2-4-0	
0-0-0		0-0-0		0-0-0		NEUTRAL		0-0-0		0-0-0		0-0-0	
7-18-0		0-0-0		0-0-0		CONFERENCE		0-0-0		0-0-0		7-18-0	
2-6-0		0-0-0		0-0-0		HOME		0-0-0		0-0-0		2-6-0	
4-10-0		0-0-0		0-0-0		AWAY		0-0-0		0-0-0		4-10-0	
1-2-0		0-0-0		0-0-0		NEUTRAL		0-0-0		0-0-0		1-2-0	
RPI	S	Opponent	Score	RPI	S	Opponent	Score	RPI	S	Opponent	Score		
								91	A	Southeastern La.	3	13	
								125	A	McNeese	1	8	
								163	A	Nicholls St.	5	25	
								163	A	Nicholls St.	1	10	
								192	A	Southern U.	1	11	
								192	N	Southern U.	9	12	
								257	A	Alabama St.	2	21	
								257	A	Alabama St.	6	14	
								257	A	Alabama St.	1	13	
								257	H	Alabama St.	5	10	
								257	H	Alabama St.	15	23	
								257	H	Alabama St.	6	10	
								258	A	Grambling	7	8	
								273	A	Jackson St.	18	4	
								273	A	Jackson St.	4	9	
								273	A	Jackson St.	1	13	
								277	A	Florida A&M	7	8	
								277	A	Florida A&M	7	11	
								277	A	Florida A&M	5	4	
								277	A	Florida A&M	8	7	
								281	H	Mississippi Val.	2	14	
								281	H	Mississippi Val.	2	9	
								281	H	Mississippi Val.	5	15	
				LAST 10 GAMES									
				257	A	Alabama St.	1	13	192	A	Southern U.	1	11
				257	A	Alabama St.	2	21	257	H	Alabama St.	15	23
				163	A	Nicholls St.	1	10	257	A	Alabama St.	6	14
				257	H	Alabama St.	5	10	298	H	Alabama A&M	8	4
				277	A	Florida A&M	8	7	298	H	Alabama A&M	10	9
<hr/>													
Non-Div. I Games: Tougaloo			12	4	Tougaloo			6	4	Alcorn			

RPI	S	Opponent	Score	
298	A	Alabama A&M	2	11
298	A	Alabama A&M	5	7
298	A	Alabama A&M	4	1
298	H	Alabama A&M	10	9
298	H	Alabama A&M	8	4

Alcorn

A  
l  
c  
o  
r  
n

A  
l  
c  
o  
r  
n

Average RPI Win:	263	WON-LOST RECORD	WINNING PCT. RANK	LAST 10 GAMES	STRENGTH OF SCHEDULE	OPP. STRENGTH OF SCHEDULE	TEAM RPI	ADJ RPI	CONF. RPI	ADJ CONF. RPI			
DIV. I ONLY		9-31-0	.225	287	3-7-0	261	299	295	.36696	295	30	30	
DIV. I NON-CONF.		6-19-0	.24	262	2-2-0	268	297	293	.37794	292	31	31	
<hr/>													
TOTALS	RPI 1-25	RPI 26-50			W-L RECORDS		RPI 51-100		RPI 101-150		RPI 150+		
9-31-0	0-0-0	0-0-0			OVERALL		0-0-0		0-0-0		9-31-0		
6-13-0	0-0-0	0-0-0			HOME		0-0-0		0-0-0		6-13-0		
3-16-0	0-0-0	0-0-0			AWAY		0-0-0		0-0-0		3-16-0		
0-2-0	0-0-0	0-0-0			NEUTRAL		0-0-0		0-0-0		0-2-0		
<hr/>													
6-19-0	0-0-0	0-0-0			NON-CONFERENCE		0-0-0		0-0-0		6-19-0		
3-7-0	0-0-0	0-0-0			HOME		0-0-0		0-0-0		3-7-0		
3-10-0	0-0-0	0-0-			AWAY		0-0-0		0-0-0		3-10-0		
0-2-0	0-0-0	0-0-0			NEUTRAL		0-0-0		0-0-0		0-2-0		
<hr/>													
3-12-0	0-0-0	0-0-0			CONFERENCE		0-0-0		0-0-0		3-12-0		
3-6-0	0-0-0	0-0-0			HOME		0-0-0		0-0-0		3-6-0		
0-6-0	0-0-0	0-0-0			AWAY		0-0-0		0-0-0		0-6-0		
0-0-0	0-0-0	0-0-0			NEUTRAL		0-0-0		0-0-0		0-0-0		
<hr/>													
RPI	S	Opponent	Score	RPI	S	Opponent	Score	RPI	S	Opponent	Score		
								171	H	Fordham	1	4	
								171	H	Fordham	1	2	
								171	H	Fordham	6	4	
								171	H	Fordham	2	7	
								175	A	Eastern Ky.	1	5	
								175	A	Eastern Ky.	1	16	
								175	N	Eastern Ky.	4	6	
								175	N	Eastern Ky.	8	27	
								183	A	Wofford	5	13	
								183	A	Wofford	0	9	
								219	A	UMBC	1	6	
								227	A	La Salle	4	13	
								240	A	Coppin St.	2	12	
								240	A	Coppin St.	5	17	
								240	A	Coppin St.	2	9	
								240	H	Coppin St.	3	2	
								240	H	Coppin St.	4	5	
								240	H	Coppin St.	1	8	
								253	A	George Washington	3	15	
								256	H	Lehigh	5	1	
								256	H	Lehigh	1	13	
				LAST 10 GAMES									
								260	A	Norfolk St.	4	20	
				260	A	Norfolk St.	5	24	292	A	Longwood	1	6
				260	A	Norfolk St.	4	20	292	A	Longwood	3	4
				240	H	Coppin St.	4	5	292	A	Longwood	3	0
				240	H	Coppin St.	3	2	296	H	Mt. St. Mary's	5	16
				175	A	Eastern Ky.	1	16	171	H	Fordham	1	4
									260	H	Norfolk St.		9

**Non-Div. I Games:**

UMES

RPI	S	Opponent	Score	
262	H	Monmouth	0	3
262	H	Monmouth	3	11
276	H	Delaware St.	2	9
276	H	Delaware St.	2	6
276	H	Delaware St.	5	10
292	A	Longwood	1	6
292	A	Longwood	3	4
292	A	Longwood	2	4
292	A	Longwood	3	0
296	A	Mt. St. Mary's	4	3
296	A	Mt. St. Mary's	15	12
296	H	Mt. St. Mary's	5	16
296	H	Mt. St. Mary's	7	6

UMES

U  
M  
E  
S

U  
M  
E  
S

Average RPI Win:	265	WON-LOST RECORD	WINNING PCT. RANK	LAST 10 GAMES	STRENGTH OF SCHEDULE	OPP. STRENGTH OF SCHEDULE	TEAM RPI	ADJ RPI	CONF. RPI	ADJ CONF. RPI			
Average RPI Loss:	240												
DIV. I ONLY	11-24-0	.31429	251	2-8-0	298	291	296	.36203	296	29	29		
DIV. I NON-CONF.	6-17-0	.26087	250	0-4-0	286	296	296	.36692	296	29	29		
<hr/>													
TOTALS	RPI 1-25	RPI 26-50		W-L RECORDS		RPI 51-100		RPI 101-150		RPI 150+			
11-24-0	0-0-0	0-0-0		OVERALL		0-0-0		0-1-0		11-23-0			
2-9-0	0-0-0	0-0-0		HOME		0-0-0		0-0-0		2-9-0			
4-9-0	0-0-0	0-0-0		AWAY		0-0-0		0-0-0		4-9-0			
5-6-0	0-0-0	0-0-0		NEUTRAL		0-0-0		0-1-0		5-5-0			
<hr/>													
6-17-0	0-0-0	0-0-0		NON-CONFERENCE		0-0-0		0-1-0		6-16-0			
0-8-0	0-0-0	0-0-0		HOME		0-0-0		0-0-0		0-8-0			
1-3-0	0-0-0	0-0-		AWAY		0-0-0		0-0-0		1-3-0			
5-6-0	0-0-0	0-0-0		NEUTRAL		0-0-0		0-1-0		5-5-0			
<hr/>													
5-7-0	0-0-0	0-0-0		CONFERENCE		0-0-0		0-0-0		5-7-0			
2-1-0	0-0-0	0-0-0		HOME		0-0-0		0-0-0		2-1-0			
3-6-0	0-0-0	0-0-0		AWAY		0-0-0		0-0-0		3-6-0			
0-0-0	0-0-0	0-0-0		NEUTRAL		0-0-0		0-0-0		0-0-0			
<hr/>													
RPI S	Opponent	Score	RPI S	Opponent	Score	RPI S	Opponent	Score	RPI S	Opponent	Score		
						135 N Central Mich.						1	13
						154 N Ball St.						9	12
						161 A Navy						7	11
						161 H Navy						4	8
						219 H UMBC						4	10
						219 H UMBC						5	6
						219 H UMBC						5	6
						219 H UMBC						4	9
						225 A LIU Brooklyn						1	5
						225 A LIU Brooklyn						5	3
						225 A LIU Brooklyn						9	5
						234 A Wagner						0	4
						234 A Wagner						6	5
						234 A Wagner						8	9
						240 A Coppin St.						10	13
						240 H Coppin St.						2	4
						256 N Lehigh						4	9
						256 N Lehigh						8	6
						256 N Lehigh						5	10
						265 N Chicago St.						3	5
						265 N Chicago St.						9	3
						268 N St. Bonaventure						5	4
						268 N St. Bonaventure						2	6
						275 N Georgetown						3	2
						288 N Villanova						19	16
						290 A Fairleigh Dickinson						7	14
290 A Fairleigh Dickinson						10	11						

Non-Div. I Games:

Mt. St. Mary's

RPI	S	Opponent	Score	
290	A	Fairleigh Dickinson	8	14
290	H	Fairleigh Dickinson	15	7
290	H	Fairleigh Dickinson	9	12
290	H	Fairleigh Dickinson	11	3
295	A	UMES	16	5
295	A	UMES	6	7
295	H	UMES	12	15
295	H	UMES	3	4

Mt. St. Mary's

M  
t  
.  
S  
t  
.  
M  
a  
r  
y  
'  
s

M  
t  
.  
S  
t  
.  
M  
a  
r  
y  
'  
s

Average RPI Win:	298	WON-LOST	WINNING	LAST 10	STRENGTH OF	OPP. STRENGTH	TEAM	ADJ	CONF.	ADJ CONF.												
Average RPI Loss:	222	RECORD	PCT. RANK	GAMES	SCHEDULE	OF SCHEDULE	RPI	RPI	RPI	RPI												
DIV. I ONLY		4-29-0	.12121	298	1-9-0	256	297	297	.36103	297	27	27										
DIV. I NON-CONF.		4-14-0	.22222	272	0-2-0	254	299	286	.39644	286	28	28										
<hr/>																						
TOTALS	RPI 1-25	RPI 26-50		W-L RECORDS		RPI 51-100		RPI 101-150		RPI 150+												
4-29-0	0-0-0	0-0-0		OVERALL		0-0-0		0-1-0		4-28-0												
0-8-0	0-0-0	0-0-0		HOME		0-0-0		0-0-0		0-8-0												
4-21-0	0-0-0	0-0-0		AWAY		0-0-0		0-1-0		4-20-0												
0-0-0	0-0-0	0-0-0		NEUTRAL		0-0-0		0-0-0		0-0-0												
<hr/>																						
4-14-0	0-0-0	0-0-0		NON-CONFERENCE		0-0-0		0-1-0		4-13-0												
0-2-0	0-0-0	0-0-0		HOME		0-0-0		0-0-0		0-2-0												
4-12-0	0-0-0	0-0-		AWAY		0-0-0		0-1-0		4-11-0												
0-0-0	0-0-0	0-0-0		NEUTRAL		0-0-0		0-0-0		0-0-0												
<hr/>																						
0-15-0	0-0-0	0-0-0		CONFERENCE		0-0-0		0-0-0		0-15-0												
0-6-0	0-0-0	0-0-0		HOME		0-0-0		0-0-0		0-6-0												
0-9-0	0-0-0	0-0-0		AWAY		0-0-0		0-0-0		0-9-0												
0-0-0	0-0-0	0-0-0		NEUTRAL		0-0-0		0-0-0		0-0-0												
<hr/>																						
RPI	S	Opponent	Score	RPI	S	Opponent	Score	RPI	S	Opponent	Score											
								148	A	Dayton	3	9										
								154	A	Ball St.	6	11										
								154	A	Ball St.	11	12										
								185	A	Omaha	1	6										
								185	A	Omaha	4	11										
								185	A	Omaha	0	26										
								188	H	South Dakota St.	4	5										
								188	H	South Dakota St.	2	12										
								188	H	South Dakota St.	0	8										
								212	A	Oral Roberts	4	20										
								212	A	Oral Roberts	5	7										
								212	A	Oral Roberts	3	13										
								218	H	Toledo	7	11										
								228	H	North Dakota St.	0	7										
								228	H	North Dakota St.	4	5										
								228	H	North Dakota St.	8	17										
								241	A	Butler	1	7										
								241	A	Butler	3	18										
								241	A	Butler	0	16										
								255	A	Western Ill.	2	4										
								255	A	Western Ill.	0	10										
								LAST 10 GAMES								255	A	Western Ill.	4	14		
								255	A	Western Ill.	0	10	188	H	South Dakota St.	4	5	257	A	Alabama St.	7	14
								255	A	Western Ill.	2	4	267	A	Southeast Mo. St.	1	14	257	A	Alabama St.	9	10
								228	H	North Dakota St.	4	5	267	A	Southeast Mo. St.	1	10	257	A	Alabama St.	1	7
228	H	North Dakota St.	8	17	298	A	Alabama A&M	5	4	267	A	Southeast Mo. St.	1	10								
188	H	South Dakota St.	2	12	218	H	Toledo	7	11	267	A	Southeast Mo. St.	1	14								

Non-Div. I Games:	Goshen	11	9
-------------------	--------	----	---

Purdue Fort Wayne

RPI	S	Opponent	Score	
267	A	Southeast Mo. St.	4	12
272	H	Bowling Green	4	10
298	A	Alabama A&M	6	5
298	A	Alabama A&M	9	8
298	A	Alabama A&M	5	4
298	A	Alabama A&M	10	2

Purdue Fort Wayne  
n  
e

P  
u  
r  
d  
u  
e  
F  
o  
r  
t  
W  
a  
y  
n  
e



Average RPI Win: 267		WON-LOST	WINNING	LAST 10	STRENGTH OF		OPP. STRENGTH	TEAM	ADJ	CONF.	ADJ CONF.
Average RPI Loss: 228		RECORD	PCT. RANK	GAMES	SCHEDULE		OF SCHEDULE	RPI	RPI	RPI	RPI
DIV. I ONLY		12-28-0	.3	259	2-8-0		299	282	298	.35724	298
DIV. I NON-CONF.		3-17-0	.15	287	0-3-0		292	236	298	.35438	298
TOTALS		RPI 1-25	RPI 26-50		W-L RECORDS		RPI 51-100		RPI 101-150		RPI 150+
12-28-0	0-3-0	0-0-0		OVERALL		0-0-0		0-2-0		12-23-0	
6-13-0	0-0-0	0-0-0		HOME		0-0-0		0-0-0		6-13-0	
6-15-0	0-3-0	0-0-0		AWAY		0-0-0		0-2-0		6-10-0	
0-0-0	0-0-0	0-0-0		NEUTRAL		0-0-0		0-0-0		0-0-0	
3-17-0	0-3-0	0-0-0		NON-CONFERENCE		0-0-0		0-2-0		3-12-0	
0-7-0	0-0-0	0-0-0		HOME		0-0-0		0-0-0		0-7-0	
3-10-0	0-3-0	0-0-		AWAY		0-0-0		0-2-0		3-5-0	
0-0-0	0-0-0	0-0-0		NEUTRAL		0-0-0		0-0-0		0-0-0	
9-11-0	0-0-0	0-0-0		CONFERENCE		0-0-0		0-0-0		9-11-0	
6-6-0	0-0-0	0-0-0		HOME		0-0-0		0-0-0		6-6-0	
3-5-0	0-0-0	0-0-0		AWAY		0-0-0		0-0-0		3-5-0	
0-0-0	0-0-0	0-0-0		NEUTRAL		0-0-0		0-0-0		0-0-0	
RPI S	Opponent	Score		RPI S	Opponent	Score		RPI S	Opponent	Score	
17 A	Auburn	1	10					118 A	Morehead St.	0	19
17 A	Auburn	2	10					118 A	Morehead St.	5	11
23 A	Missouri	5	13					152 A	UAB	16	8
								203 A	Mercer	1	10
								203 A	Mercer	0	21
								203 A	Mercer	7	8
								226 A	UT Martin	3	8
								226 H	UT Martin	3	12
								241 H	Butler	1	6
								257 A	Alabama St.	1	11
								257 A	Alabama St.	5	6
								257 A	Alabama St.	5	4
								264 A	Bethune-Cookman	7	4
								264 A	Bethune-Cookman	8	2
								273 A	Jackson St.	6	11
								273 A	Jackson St.	5	4
								273 A	Jackson St.	5	0
								273 H	Jackson St.	6	11
								273 H	Jackson St.	5	12
								273 H	Jackson St.	3	16
								274 A	Tennessee Tech	8	28
								274 H	Tennessee Tech	2	23
								281 H	Mississippi Val.	6	0
								281 H	Mississippi Val.	6	2
								281 H	Mississippi Val.	11	6
								289 H	Ark.-Pine Bluff	12	13
								289 H	Ark.-Pine Bluff	6	2
LAST 10 GAMES											
297 H	Purdue Fort Wayne	4	5	118 A	Morehead St.	5	11				
274 A	Tennessee Tech	8	28	118 A	Morehead St.	0	19				
273 H	Jackson St.	3	16	294 A	Alcorn	4	8				
273 H	Jackson St.	5	12	294 A	Alcorn	9	10				
273 H	Jackson St.	6	11	281 H	Mississippi Val.	11	6				

Non-Div. I Games:

Alabama A&amp;M

RPI	S	Opponent	Score	
289	H	Ark.-Pine Bluff	3	7
294	A	Alcorn	9	10
294	A	Alcorn	4	8
294	H	Alcorn	7	5
294	H	Alcorn	11	2
294	H	Alcorn	1	4
297	H	Purdue Fort Wayne	5	6
297	H	Purdue Fort Wayne	8	9
297	H	Purdue Fort Wayne	2	10
297	H	Purdue Fort Wayne	4	5

Alabama A&M

A  
l  
a  
b  
a  
m  
a  
A  
&  
M

A  
l  
a  
b  
a  
m  
a  
A  
&  
M

Average RPI Win: 273		WON-LOST	WINNING	LAST 10	STRENGTH OF		OPP. STRENGTH	TEAM	ADJ	CONF.	ADJ CONF.
Average RPI Loss: 221		RECORD	PCT. RANK	GAMES	SCHEDULE		OF SCHEDULE	RPI	RPI	RPI	RPI
DIV. I ONLY		2-28-0	.06667	299	2-8-0		236	296	299	.33942	299
DIV. I NON-CONF.		0-18-0	0	297	0-3-0		212	295	299	.33999	299
TOTALS		RPI 1-25	RPI 26-50		W-L RECORDS		RPI 51-100		RPI 101-150		RPI 150+
2-28-0	0-0-0	0-0-0		OVERALL		0-1-0		0-2-0		2-25-0	
2-10-0	0-0-0	0-0-0		HOME		0-0-0		0-0-0		2-10-0	
0-13-0	0-0-0	0-0-0		AWAY		0-1-0		0-0-0		0-12-0	
0-5-0	0-0-0	0-0-0		NEUTRAL		0-0-0		0-2-0		0-3-0	
0-18-0	0-0-0	0-0-0		NON-CONFERENCE		0-1-0		0-2-0		0-15-0	
0-3-0	0-0-0	0-0-0		HOME		0-0-0		0-0-0		0-3-0	
0-10-0	0-0-0	0-0-0		AWAY		0-1-0		0-0-0		0-9-0	
0-5-0	0-0-0	0-0-0		NEUTRAL		0-0-0		0-2-0		0-3-0	
2-10-0	0-0-0	0-0-0		CONFERENCE		0-0-0		0-0-0		2-10-0	
2-7-0	0-0-0	0-0-0		HOME		0-0-0		0-0-0		2-7-0	
0-3-0	0-0-0	0-0-0		AWAY		0-0-0		0-0-0		0-3-0	
0-0-0	0-0-0	0-0-0		NEUTRAL		0-0-0		0-0-0		0-0-0	
RPI S	Opponent	Score	RPI S	Opponent	Score	RPI S	Opponent	Score	RPI S	Opponent	Score
						74 A	St. John's (NY)	5 7	135 N	Central Mich.	4 14
									135 N	Central Mich.	2 21
									182 H	Fairfield	2 7
									182 H	Fairfield	2 8
									182 H	Fairfield	1 17
									206 A	Quinnipiac	0 13
									206 A	Quinnipiac	4 5
									206 A	Quinnipiac	0 2
									209 H	NJIT	2 6
									220 N	Pittsburgh	7 17
									227 A	La Salle	4 14
									233 A	Central Conn. St.	4 12
									233 A	Central Conn. St.	3 5
									233 A	Central Conn. St.	6 9
									234 A	Wagner	3 13
									234 H	Wagner	6 17
									241 N	Butler	7 21
									250 H	Albany (NY)	7 9
									252 N	Hofstra	9 14
									253 A	George Washington	5 7
									253 A	George Washington	0 20
									253 A	George Washington	0 9
									256 A	Lehigh	5 13
									262 H	Monmouth	4 18
									262 H	Monmouth	3 0
									262 H	Monmouth	1 27
									283 H	Rider	3 14
LAST 10 GAMES											
			182 H	Fairfield	2 7	252 N	Hofstra	9 14			
			209 H	NJIT	2 6	206 A	Quinnipiac	0 2			
			283 H	Rider	0 7	206 A	Quinnipiac	4 5			
			206 A	Quinnipiac	0 13	283 H	Rider	7 6			
			250 H	Albany (NY)	7 9	233 A	Central Conn. St.	6 9			

Non-Div. I Games:

Saint Peter's

Saint Peter's