

Average RPI Win: 87		WON-LOST	WINNING	LAST 10	STRENGTH OF		OPP. STRENGTH	TEAM	ADJ	CONF.	ADJ CONF.
Average RPI Loss: 30		RECORD	PCT. RANK	GAMES	SCHEDULE		OF SCHEDULE	RPI	RPI	RPI	RPI
DIV. I ONLY		28-6-0	.82353	7	7-3-0		6	32	1	.65035	1 3 3
DIV. I NON-CONF.		18-3-0	.85714	12	2-1-0		20	66	1	.64359	1 3 3
TOTALS		RPI 1-25	RPI 26-50		W-L RECORDS		RPI 51-100		RPI 101-150		RPI 150+
28-6-0		4-3-0	1-2-0		OVERALL		15-1-0		3-0-0		6-0-0
14-3-0		2-2-0	0-0-0		HOME		5-1-0		3-0-0		4-0-0
10-3-0		2-1-0	1-2-0		AWAY		7-0-0		0-0-0		1-0-0
4-0-0		0-0-0	0-0-0		NEUTRAL		3-0-0		0-0-0		1-0-0
18-3-0		0-0-0	1-2-0		NON-CONFERENCE		12-1-0		0-0-0		6-0-0
9-1-0		0-0-0	0-0-0		HOME		5-1-0		0-0-0		4-0-0
6-2-0		0-0-0	1-0-		AWAY		4-0-0		0-0-0		1-0-0
4-0-0		0-0-0	0-0-0		NEUTRAL		3-0-0		0-0-0		1-0-0
10-3-0		4-3-0	0-0-0		CONFERENCE		3-0-0		3-0-0		0-0-0
5-2-0		2-2-0	0-0-0		HOME		0-0-0		3-0-0		0-0-0
5-1-0		2-1-0	0-0-0		AWAY		3-0-0		0-0-0		0-0-0
0-0-0		0-0-0	0-0-0		NEUTRAL		0-0-0		0-0-0		0-0-0
RPI S	Opponent	Score	RPI S	Opponent	Score	RPI S	Opponent	Score	RPI S	Opponent	Score
5 H	Oregon	3 6	31 A	San Diego	4 7	57 A	San Diego St.	8 1	104 H	Utah	4 1
9 H	Arizona St.	0 4	31 A	San Diego	3 13	57 A	San Diego St.	2 0	104 H	Utah	8 3
9 H	Arizona St.	5 0	31 A	San Diego	14 5	57 A	San Diego St.	5 0	104 H	Utah	1 0
9 H	Arizona St.	4 3				57 A	San Diego St.	7 1	163 A	Portland	5 1
23 A	UCLA	5 2				71 N	Gonzaga	9 2	163 H	Portland	7 5
23 A	UCLA	5 0				73 A	Arizona	6 2	165 N	Utah Valley	5 2
23 A	UCLA	2 3				73 A	Arizona	8 4	166 H	Texas St.	6 3
						73 A	Arizona	4 3	166 H	Texas St.	16 4
						74 N	UC Riverside	5 4	166 H	Texas St.	6 4
						74 N	UC Riverside	14 3			
						80 H	San Francisco	1 5			
						80 H	San Francisco	6 5			
						96 H	Bryant	14 0			
						96 H	Bryant	7 2			
						96 H	Bryant	2 1			
						96 H	Bryant	3 1			
LAST 10 GAMES											
163 A	Portland	5 1	23 A	UCLA	5 2						
104 H	Utah	4 1	23 A	UCLA	5 0						
104 H	Utah	8 3	23 A	UCLA	2 3						
104 H	Utah	1 0	163 H	Portland	7 5						
5 H	Oregon	3 6	31 A	San Diego	3 13						

Non-Div. I Games:

Oregon St.



Average RPI Win:	104	WON-LOST RECORD	WINNING PCT. RANK	LAST 10 GAMES	STRENGTH OF SCHEDULE	OPP. STRENGTH OF SCHEDULE	TEAM RPI	ADJ RPI	CONF. RPI	ADJ CONF. RPI		
DIV. I ONLY		33-4-0	.89189	3	9-1-0	28	20	2	.64274	2	2	2
DIV. I NON-CONF.		19-3-0	.86364	10	2-1-0	35	123	3	.62391	3	2	2
<hr/>												
TOTALS	RPI 1-25	RPI 26-50		W-L RECORDS		RPI 51-100		RPI 101-150		RPI 150+		
33-4-0	7-2-0	2-1-0		OVERALL		6-0-0		10-2-0		8-0-0		
24-2-0	2-1-0	2-0-0		HOME		3-0-0		9-2-0		8-0-0		
9-2-0	5-1-0	0-1-0		AWAY		3-0-0		1-0-0		0-0-0		
0-0-0	0-0-0	0-0-0		NEUTRAL		0-0-0		0-0-0		0-0-0		
19-3-0	2-1-0	2-1-0		NON-CONFERENCE		0-0-0		7-2-0		8-0-0		
16-2-0	0-0-0	2-0-0		HOME		0-0-0		6-2-0		8-0-0		
3-2-0	2-1-0	0-0-		AWAY		0-0-0		1-0-0		0-0-0		
0-0-0	0-0-0	0-0-0		NEUTRAL		0-0-0		0-0-0		0-0-0		
14-1-0	5-1-0	0-0-0		CONFERENCE		6-0-0		3-0-0		0-0-0		
8-1-0	2-1-0	0-0-0		HOME		3-0-0		3-0-0		0-0-0		
6-0-0	3-0-0	0-0-0		AWAY		3-0-0		0-0-0		0-0-0		
0-0-0	0-0-0	0-0-0		NEUTRAL		0-0-0		0-0-0		0-0-0		
RPI S	Opponent	Score		RPI S	Opponent	Score		RPI S	Opponent	Score		
5 A	Oregon	4	1	43 A	Middle Tenn.	1	4	55 A	Auburn	5	2	
5 A	Oregon	4	2	43 H	Middle Tenn.	12	3	55 A	Auburn	8	1	
5 A	Oregon	5	7	44 H	Central Ark.	10	2	55 A	Auburn	8	6	
12 H	Florida	1	7					69 H	Tennessee	4	3	
12 H	Florida	6	1					69 H	Tennessee	8	3	
12 H	Florida	5	4					69 H	Tennessee	12	8	
14 A	Ole Miss	3	1									
14 A	Ole Miss	2	1									
14 A	Ole Miss	7	6									

Non-Div. I Games:

Vanderbilt



Average RPI Win:	91	WON-LOST RECORD		WINNING PCT. RANK		LAST 10 GAMES		STRENGTH OF SCHEDULE		OPP. STRENGTH OF SCHEDULE		TEAM RPI		ADJ RPI		CONF. RPI		ADJ CONF. RPI					
DIV. I ONLY		34-2-0		.94444	1	10-0-0		84		2		3		.63855	3	1		1					
DIV. I NON-CONF.		19-0-0		1	1	4-0-0		151		38		2		.63211	2	1		1					
TOTALS		RPI 1-25		RPI 26-50		W-L RECORDS		RPI 51-100		RPI 101-150		RPI 150+											
34-2-0		7-2-0		9-0-0		OVERALL		7-0-0		4-0-0		9-0-0											
23-2-0		4-2-0		7-0-0		HOME		1-0-0		4-0-0		9-0-0											
8-0-0		3-0-0		1-0-0		AWAY		4-0-0		0-0-0		0-0-0											
3-0-0		0-0-0		1-0-0		NEUTRAL		2-0-0		0-0-0		0-0-0											
19-0-0		0-0-0		6-0-0		NON-CONFERENCE		4-0-0		4-0-0		7-0-0											
16-0-0		0-0-0		4-0-0		HOME		1-0-0		4-0-0		7-0-0											
2-0-0		0-0-0		1-0-		AWAY		1-0-0		0-0-0		0-0-0											
3-0-0		0-0-0		1-0-0		NEUTRAL		2-0-0		0-0-0		0-0-0											
15-2-0		7-2-0		3-0-0		CONFERENCE		3-0-0		0-0-0		2-0-0											
9-2-0		4-2-0		3-0-0		HOME		0-0-0		0-0-0		2-0-0											
6-0-0		3-0-0		0-0-0		AWAY		3-0-0		0-0-0		0-0-0											
0-0-0		0-0-0		0-0-0		NEUTRAL		0-0-0		0-0-0		0-0-0											
RPI	S	Opponent		Score		RPI	S	Opponent		Score		RPI	S	Opponent		Score		RPI	S	Opponent		Score	
13	A	Virginia Tech		9	8	32	A	UNC Wilmington		10	0	61	A	Wake Forest		20	6	105	H	Liberty		7	5
13	A	Virginia Tech		21	8	34	N	Texas A&M		14	2	61	A	Wake Forest		6	2	124	H	VCU		3	2
13	A	Virginia Tech		3	0	36	H	Seton Hall		17	2	61	A	Wake Forest		4	0	132	H	High Point		7	2
15	H	Miami (FL)		4	1	36	H	Seton Hall		1	0	65	A	Elon		15	3	149	H	Gardner-Webb		12	0
15	H	Miami (FL)		1	4	37	H	Maryland		12	4	65	H	Elon		14	5	158	H	St. John's (NY)		18	5
15	H	Miami (FL)		14	2	37	H	Maryland		5	3	72	N	Rice		2	1	161	H	Boston College		5	2
18	H	Clemson		4	5	37	H	Maryland		8	4	87	N	California		11	5	161	H	Boston College		11	0
18	H	Clemson		10	3	38	H	Coastal Caro.		7	1							190	H	Princeton		16	0
18	H	Clemson		6	2	38	H	Coastal Caro.		5	1							220	H	Winthrop		6	2



Average RPI Win:		112	WON-LOST		WINNING		LAST 10		STRENGTH OF		OPP. STRENGTH		TEAM		ADJ		CONF.		ADJ CONF.					
Average RPI Loss:		39	RECORD		PCT. RANK		GAMES		SCHEDULE		OF SCHEDULE		RPI		RPI		RPI		RPI					
DIV. I ONLY			34-3-0		.91892		2		9-1-0		75		15		4		.63552		4		2		2	
DIV. I NON-CONF.			21-1-0		.95455		2		4-0-0		229		16		17		.59193		17		2		2	
TOTALS		RPI 1-25		RPI 26-50		W-L RECORDS		RPI 51-100		RPI 101-150		RPI 150+												
34-3-0		5-1-0		6-1-0		OVERALL		6-1-0		8-0-0		10-0-0												
24-1-0		3-0-0		3-0-0		HOME		6-1-0		4-0-0		9-0-0												
9-2-0		2-1-0		3-1-0		AWAY		0-0-0		4-0-0		0-0-0												
1-0-0		0-0-0		0-0-0		NEUTRAL		0-0-0		0-0-0		1-0-0												
21-1-0		0-0-0		4-0-0		NON-CONFERENCE		3-1-0		5-0-0		10-0-0												
19-1-0		0-0-0		3-0-0		HOME		3-1-0		4-0-0		9-0-0												
2-0-0		0-0-0		1-0-		AWAY		0-0-0		1-0-0		0-0-0												
1-0-0		0-0-0		0-0-0		NEUTRAL		0-0-0		0-0-0		1-0-0												
13-2-0		5-1-0		2-1-0		CONFERENCE		3-0-0		3-0-0		0-0-0												
6-0-0		3-0-0		0-0-0		HOME		3-0-0		0-0-0		0-0-0												
7-2-0		2-1-0		2-1-0		AWAY		0-0-0		3-0-0		0-0-0												
0-0-0		0-0-0		0-0-0		NEUTRAL		0-0-0		0-0-0		0-0-0												
RPI	S	Opponent		Score		RPI	S	Opponent		Score		RPI	S	Opponent		Score								
8	A	Mississippi St.		6 4		35	A	La.-Lafayette		11 2		55	H	Auburn		8 2								
8	A	Mississippi St.		7 3		37	H	Maryland		5 1		55	H	Auburn		5 1								
8	A	Mississippi St.		2 10		37	H	Maryland		14 3		55	H	Auburn		9 4								
25	H	Kentucky		11 1		37	H	Maryland		1 0		64	H	BYU		6 5								
25	H	Kentucky		9 1		45	A	Arkansas		5 3		64	H	BYU		4 9								
25	H	Kentucky		11 4		45	A	Arkansas		6 2		70	H	Southeastern La.		13 1								
						45	A	Arkansas		3 8		86	H	Lamar		8 1								

Non-Div. I Games:

LSU



[illegible]

**Non-Div. I Games:**

Oregon



Average RPI Win: 103		WON-LOST RECORD		WINNING PCT. RANK		LAST 10 GAMES		STRENGTH OF SCHEDULE		OPP. STRENGTH OF SCHEDULE		TEAM RPI		ADJ RPI		CONF. RPI		ADJ CONF. RPI	
DIV. I ONLY		30-6-0		.83333 6		8-2-0		85		1		6		.61502 6		1		1	
DIV. I NON-CONF.		17-1-0		.94444 5		2-1-0		117		12		5		.62022 5		1		1	
TOTALS		RPI 1-25		RPI 26-50		W-L RECORDS		RPI 51-100		RPI 101-150		RPI 150+							
30-6-0		8-5-0		3-1-0		OVERALL		5-0-0		6-0-0		9-0-0							
23-2-0		3-2-0		1-0-0		HOME		5-0-0		6-0-0		9-0-0							
6-4-0		4-3-0		2-1-0		AWAY		0-0-0		0-0-0		0-0-0							
1-0-0		1-0-0		0-0-0		NEUTRAL		0-0-0		0-0-0		0-0-0							
17-1-0		3-1-0		1-0-0		NON-CONFERENCE		2-0-0		6-0-0		6-0-0							
16-1-0		1-1-0		1-0-0		HOME		2-0-0		6-0-0		6-0-0							
1-0-0		1-0-0		0-0-		AWAY		0-0-0		0-0-0		0-0-0							
1-0-0		1-0-0		0-0-0		NEUTRAL		0-0-0		0-0-0		0-0-0							
13-5-0		5-4-0		2-1-0		CONFERENCE		3-0-0		0-0-0		3-0-0							
8-1-0		2-1-0		0-0-0		HOME		3-0-0		0-0-0		3-0-0							
5-4-0		3-3-0		2-1-0		AWAY		0-0-0		0-0-0		0-0-0							
0-0-0		0-0-0		0-0-0		NEUTRAL		0-0-0		0-0-0		0-0-0							
RPI S	Opponent	Score		RPI S	Opponent	Score		RPI S	Opponent	Score		RPI S	Opponent	Score					
12 A	Florida	4	1	33 H	FGCU	12	9	58 H	Duke	16	2	137 H	South Fla.	14	3				
12 H	Florida	3	4	37 A	Maryland	4	3	58 H	Duke	8	5	137 H	South Fla.	5	2				
12 N	Florida	2	1	37 A	Maryland	3	5	58 H	Duke	8	3	137 H	South Fla.	8	0				
13 A	Virginia Tech	1	8	37 A	Maryland	7	6	84 H	Presbyterian	10	4	141 H	Rhode Island	8	6				
13 A	Virginia Tech	11	10					84 H	Presbyterian	9	2	141 H	Rhode Island	6	2				
13 A	Virginia Tech	2	3									141 H	Rhode Island	11	5				
15 A	Miami (FL)	4	2									161 H	Boston College	4	0				
15 A	Miami (FL)	0	6									161 H	Boston College	9	1				
15 A	Miami (FL)	5	1									161 H	Boston College	9	4				
16 H	South Ala.	2	0									178 H	Jacksonville	9	7				
17 H	Georgia Tech	11	3									187 H	Stetson	5	3				
17 H	Georgia Tech	0	10									187 H	Stetson	14	1				
17 H	Georgia Tech	8	6									257 H	Villanova	23	5				
												257 H	Villanova	7	0				
												257 H	Villanova	2	1				
LAST 10 GAMES																			
16 H	South Ala.	2	0	15 A	Miami (FL)	5	1												
58 H	Duke	8	3	15 A	Miami (FL)	0	6												
58 H	Duke	8	5	15 A	Miami (FL)	4	2												
58 H	Duke	16	2	33 H	FGCU	12	9												
12 H	Florida	3	4	13 A	Virginia Tech	11	10												

Non-Div. I Games:

Florida St.



Average RPI Win: 117		WON-LOST	WINNING	LAST 10	STRENGTH OF		OPP. STRENGTH	TEAM	ADJ	CONF.	ADJ CONF.
Average RPI Loss: 39		RECORD	PCT. RANK	GAMES	SCHEDULE		OF SCHEDULE	RPI	RPI	RPI	RPI
DIV. I ONLY		31-6-0	.83784	5	72		19	7	.61118	7	1
DIV. I NON-CONF.		18-1-0	.94737	4	263		114	34	.56935	34	1
TOTALS		RPI 1-25	RPI 26-50		W-L RECORDS		RPI 51-100		RPI 101-150		RPI 150+
31-6-0		8-4-0	3-1-0		OVERALL		6-0-0		4-1-0		11-0-0
22-3-0		5-1-0	3-1-0		HOME		1-0-0		3-1-0		11-0-0
9-3-0		3-3-0	0-0-0		AWAY		5-0-0		1-0-0		0-0-0
0-0-0		0-0-0	0-0-0		NEUTRAL		0-0-0		0-0-0		0-0-0
18-1-0		0-0-0	1-0-0		NON-CONFERENCE		3-0-0		4-1-0		11-0-0
16-1-0		0-0-0	1-0-0		HOME		1-0-0		3-1-0		11-0-0
3-0-0		0-0-0	0-0-		AWAY		2-0-0		1-0-0		0-0-0
0-0-0		0-0-0	0-0-0		NEUTRAL		0-0-0		0-0-0		0-0-0
13-5-0		8-4-0	2-1-0		CONFERENCE		3-0-0		0-0-0		0-0-0
7-2-0		5-1-0	2-1-0		HOME		0-0-0		0-0-0		0-0-0
6-3-0		3-3-0	0-0-0		AWAY		3-0-0		0-0-0		0-0-0
0-0-0		0-0-0	0-0-0		NEUTRAL		0-0-0		0-0-0		0-0-0
RPI S	Opponent	Score		RPI S	Opponent	Score		RPI S	Opponent	Score	
15 H	Miami (FL)	8	1	28 H	William & Mary	11	2	61 A	Wake Forest	8	6
15 H	Miami (FL)	15	4	37 H	Maryland	7	6	61 A	Wake Forest	7	6
15 H	Miami (FL)	3	4	37 H	Maryland	2	4	61 A	Wake Forest	9	7
17 A	Georgia Tech	7	2	37 H	Maryland	5	0	82 H	Towson	7	1
17 A	Georgia Tech	1	2					95 A	East Carolina	14	4
17 A	Georgia Tech	2	3					95 A	East Carolina	13	9
18 A	Clemson	6	5								
18 A	Clemson	8	5								
18 A	Clemson	6	7								
19 H	North Carolina St.	4	3								
19 H	North Carolina St.	8	2								
19 H	North Carolina St.	6	3								
				LAST 10 GAMES							
				108 H	Old Dominion	10	9	61 A	Wake Forest	9	7
				17 A	Georgia Tech	2	3	61 A	Wake Forest	8	6
				17 A	Georgia Tech	7	2	61 A	Wake Forest	7	6
				17 A	Georgia Tech	1	2	135 H	VMI	8	6
				129 H	Radford	8	9	105 A	Liberty	2	0

Non-Div. I Games:

Virginia



Average RPI Win: 123		WON-LOST RECORD		WINNING PCT. RANK		LAST 10 GAMES		STRENGTH OF SCHEDULE		OPP. STRENGTH OF SCHEDULE		TEAM RPI		ADJ RPI		CONF. RPI		ADJ CONF. RPI					
DIV. I ONLY		30-9-0		.76923 14		8-2-0		20		28		8		.6089 8		2		2					
DIV. I NON-CONF.		21-2-0		.91304 7		1-0-0		132		162		14		.59364 14		2		2					
TOTALS		RPI 1-25		RPI 26-50		W-L RECORDS		RPI 51-100		RPI 101-150		RPI 150+											
30-9-0		6-5-0		6-4-0		OVERALL		0-0-0		3-0-0		15-0-0											
22-5-0		3-3-0		2-2-0		HOME		0-0-0		2-0-0		15-0-0											
6-4-0		2-2-0		4-2-0		AWAY		0-0-0		0-0-0		0-0-0											
2-0-0		1-0-0		0-0-0		NEUTRAL		0-0-0		1-0-0		0-0-0											
21-2-0		1-0-0		2-2-0		NON-CONFERENCE		0-0-0		3-0-0		15-0-0											
19-2-0		0-0-0		2-2-0		HOME		0-0-0		2-0-0		15-0-0											
1-0-0		1-0-0		0-0-		AWAY		0-0-0		0-0-0		0-0-0											
1-0-0		0-0-0		0-0-0		NEUTRAL		0-0-0		1-0-0		0-0-0											
9-7-0		5-5-0		4-2-0		CONFERENCE		0-0-0		0-0-0		0-0-0											
3-3-0		3-3-0		0-0-0		HOME		0-0-0		0-0-0		0-0-0											
5-4-0		1-2-0		4-2-0		AWAY		0-0-0		0-0-0		0-0-0											
1-0-0		1-0-0		0-0-0		NEUTRAL		0-0-0		0-0-0		0-0-0											
RPI	S	Opponent		Score		RPI	S	Opponent		Score		RPI	S	Opponent		Score		RPI	S	Opponent		Score	
4	H	LSU		10	2	30	H	Austin Peay		13	5	108	N	Southern Miss.		13	5	108	N	Southern Miss.		13	5
4	H	LSU		4	6	34	A	Texas A&M		9	3	141	H	Rhode Island		13	2	141	H	Rhode Island		13	2
4	H	LSU		3	7	34	A	Texas A&M		3	2	141	H	Rhode Island		17	5	141	H	Rhode Island		17	5
12	H	Florida		3	8	34	A	Texas A&M		15	4	163	H	Portland		7	1	163	H	Portland		7	1
12	H	Florida		2	0	44	H	Central Ark.		3	7	163	H	Portland		6	0	163	H	Portland		6	0
12	H	Florida		7	3	44	H	Central Ark.		4	2	163	H	Portland		16	1	163	H	Portland		16	1
14	N	Ole Miss		5	1	44	H	Central Ark.		5	7	163	H	Portland		2	1	163	H	Portland		2	1
16	A	South Ala.		6	4	45	A	Arkansas		1	3	176	H	Samford		8	1	176	H	Samford		8	1
25	A	Kentucky		2	3	45	A	Arkansas		4	1	176	H	Samford		8	2	176	H	Samford		8	2
25	A	Kentucky		8	4	45	A	Arkansas		4	5	182	H	Purdue		7	6	182	H	Purdue		7	6
25	A	Kentucky		3	4							182	H	Purdue		3	2	182	H	Purdue		3	2
												192	H	Saint Joseph's		10	0	192	H	Saint Joseph's		10	0
												192	H	Saint Joseph's		4	1	192	H	Saint Joseph's		4	1
												192	H	Saint Joseph's		2	0	192	H	Saint Joseph's		2	0
												192	H	Saint Joseph's		3	2	192	H	Saint Joseph's		3	2
												268	H	Grambling		2	0	268	H	Grambling		2	0
												286	H	Alcorn		7	6	286	H	Alcorn		7	6
												295	H	Mississippi Val.		14	2	295	H	Mississippi Val.		14	2
						LAST 10 GAMES																	
						34	A	Texas A&M		15	4	12	H	Florida		2	0	12	H	Florida		2	0
						34	A	Texas A&M		9	3	12	H	Florida		7	3	12	H	Florida		7	3
						34	A	Texas A&M		3	2	16	A	South Ala.		6	4	16	A	South Ala.		6	4
						14	N	Ole Miss		5	1	45	A	Arkansas		1	3	45	A	Arkansas		1	3
						12	H	Florida		3	8	45	A	Arkansas		4	1	45	A	Arkansas		4	1

Non-Div. I Games:

Mississippi St.



[illegible]

**Non-Div. I Games:**

Arizona St.



[illegible]

**Non-Div. I Games:**

Cal St. Fullerton



Average RPI Win:		145	WON-LOST RECORD		WINNING PCT. RANK		LAST 10 GAMES		STRENGTH OF SCHEDULE		OPP. STRENGTH OF SCHEDULE		TEAM RPI		ADJ RPI		CONF. RPI		ADJ CONF. RPI	
DIV. I ONLY			26-7-0		.78788 11		5-5-0		91		66		11		.6008 11		6		6	
DIV. I NON-CONF.			18-3-0		.85714 12		2-1-0		79		69		4		.62281 4		5		5	
TOTALS		RPI 1-25		RPI 26-50		W-L RECORDS		RPI 51-100		RPI 101-150		RPI 150+								
26-7-0		4-1-0		1-3-0		OVERALL		4-3-0		5-0-0		12-1-0								
7-1-0		1-0-0		0-0-0		HOME		2-1-0		0-0-0		4-1-0								
10-5-0		2-1-0		1-3-0		AWAY		2-1-0		3-0-0		2-0-0								
9-1-0		1-0-0		0-0-0		NEUTRAL		0-1-0		2-0-0		6-0-0								
18-3-0		4-1-0		1-0-0		NON-CONFERENCE		2-2-0		2-0-0		9-1-0								
2-1-0		1-0-0		0-0-0		HOME		0-0-0		0-0-0		1-1-0								
7-2-0		2-1-0		1-0-		AWAY		2-1-0		0-0-0		2-0-0								
9-1-0		1-0-0		0-0-0		NEUTRAL		0-1-0		2-0-0		6-0-0								
8-4-0		0-0-0		0-3-0		CONFERENCE		2-1-0		3-0-0		3-0-0								
5-1-0		0-0-0		0-0-0		HOME		2-1-0		0-0-0		3-0-0								
3-3-0		0-0-0		0-3-0		AWAY		0-0-0		3-0-0		0-0-0								
0-0-0		0-0-0		0-0-0		NEUTRAL		0-0-0		0-0-0		0-0-0								
RPI	S	Opponent		Score		RPI	S	Opponent		Score		RPI	S	Opponent		Score				
12	A	Florida		4	6	26	A	Michigan St.		1	2	66	A	Xavier		9	5			
12	A	Florida		7	4	26	A	Michigan St.		5	6	67	H	Illinois		2	3			
12	A	Florida		4	1	26	A	Michigan St.		5	6	67	H	Illinois		3	2			
24	H	Louisville		6	2	38	A	Coastal Caro.		9	1	67	H	Illinois		7	3			
24	N	Louisville		2	0							76	N	Connecticut		3	4			
												81	A	Ga. Southern		7	12			
												81	A	Ga. Southern		11	5			
														115 N West Virginia		8	5			
														137 N South Fla.		12	2			
														145 A Iowa		9	6			
														145 A Iowa		6	4			
														145 A Iowa		16	5			
														177 N UAB		12	3			
														180 A Miami (OH)		11	2			
														180 H Miami (OH)		15	1			
														191 N Bucknell		8	5			
														228 A Evansville		10	8			
														235 H Penn St.		2	0			
														235 H Penn St.		9	3			
														235 H Penn St.		11	3			
														241 H Ball St.		3	5			
														249 N Army		4	2			
														250 N Navy		4	0			
														260 N Fairfield		8	0			
														270 N UMBC		7	1			
LAST 10 GAMES																				
241	H	Ball St.		3	5	67	H	Illinois		2	3									
26	A	Michigan St.		5	6	67	H	Illinois		7	3									
26	A	Michigan St.		5	6	67	H	Illinois		3	2									
26	A	Michigan St.		1	2	66	A	Xavier		9	5									
228	A	Evansville		10	8	145	A	Iowa		9	6									

Non-Div. I Games:

Indiana



Average RPI Win: 52		WON-LOST	WINNING	LAST 10	STRENGTH OF	OPP. STRENGTH	TEAM	ADJ	CONF.	ADJ CONF.
Average RPI Loss: 25		RECORD	PCT. RANK	GAMES	SCHEDULE	OF SCHEDULE	RPI	RPI	RPI	RPI
DIV. I ONLY		19-18-0	.51351	147	8-2-0	1	11	12	.6004	12
DIV. I NON-CONF.		11-11-0	.5	133	3-0-0	2	10	39	.5613	39
TOTALS		RPI 1-25	RPI 26-50		W-L RECORDS	RPI 51-100		RPI 101-150		RPI 150+
19-18-0	12-12-0		1-3-0	OVERALL	3-3-0		2-0-0	2-0-0		
14-13-0	9-7-0		0-3-0	HOME	3-3-0		1-0-0	1-0-0		
5-4-0	3-4-0		1-0-0	AWAY	0-0-0		1-0-0	1-0-0		
0-1-0	0-1-0		0-0-0	NEUTRAL	0-0-0		0-0-0	0-0-0		
11-11-0	4-5-0		1-3-0	NON-CONFERENCE	3-3-0		2-0-0	2-0-0		
8-10-0	3-4-0		0-3-0	HOME	3-3-0		1-0-0	1-0-0		
4-0-0	1-0-0		1-0-0	AWAY	0-0-0		1-0-0	1-0-0		
0-1-0	0-1-0		0-0-0	NEUTRAL	0-0-0		0-0-0	0-0-0		
8-7-0	8-7-0		0-0-0	CONFERENCE	0-0-0		0-0-0	0-0-0		
6-3-0	6-3-0		0-0-0	HOME	0-0-0		0-0-0	0-0-0		
2-4-0	2-4-0		0-0-0	AWAY	0-0-0		0-0-0	0-0-0		
0-0-0	0-0-0		0-0-0	NEUTRAL	0-0-0		0-0-0	0-0-0		
RPI S Opponent	Score	RPI S Opponent	Score	RPI S Opponent	Score	RPI S Opponent	Score	RPI S Opponent	Score	
2 A Vanderbilt	4 5	33 A FGCU	5 3	58 H Duke	3 4	147 A UCF	5 3			
2 A Vanderbilt	1 6	33 H FGCU	4 7	58 H Duke	4 2	147 H UCF	5 3			
2 A Vanderbilt	7 1	33 H FGCU	2 8	58 H Duke	16 5	178 A Jacksonville	8 5			
6 A Florida St.	4 3	33 H FGCU	3 8	75 H North Florida	6 7	178 H Jacksonville	7 6			
6 H Florida St.	1 4			75 H North Florida	9 4					
6 N Florida St.	1 2			81 H Ga. Southern	7 8					
8 A Mississippi St.	8 3									
8 A Mississippi St.	3 7									
8 A Mississippi St.	0 2									
11 H Indiana	6 4									
11 H Indiana	1 4									
11 H Indiana	4 7									
14 H Ole Miss	4 0									
14 H Ole Miss	7 0									
14 H Ole Miss	3 4									
15 H Miami (FL)	6 3									
15 H Miami (FL)	2 3									
15 H Miami (FL)	6 4									
21 H South Carolina	14 5									
21 H South Carolina	3 2									
21 H South Carolina	4 3									
25 H Kentucky	5 11									
25 H Kentucky	4 1									
25 H Kentucky	2 6									
LAST 10 GAMES				8 A Mississippi St.	8 3					
33 A FGCU	5 3	21 H South Carolina	14 5	8 A Mississippi St.	0 2					
21 H South Carolina	4 3	21 H South Carolina	4 3	8 A Mississippi St.	3 7					
21 H South Carolina	3 2	147 H UCF	5 3							
6 A Florida St.	4 3	14 H Ole Miss	4 0							

Non-Div. I Games:

Florida



Average RPI Win:	87	WON-LOST	WINNING	LAST 10	STRENGTH OF	OPP. STRENGTH	TEAM	ADJ	CONF.	ADJ CONF.	
Average RPI Loss:	42	RECORD	PCT. RANK	GAMES	SCHEDULE	OF SCHEDULE	RPI	RPI	RPI	RPI	
DIV. I ONLY	22-15-0	.59459	79	2-8-0	2	24	13	.5997	13	1	1
DIV. I NON-CONF.	15-4-0	.78947	27	2-1-0	63	81	12	.59474	12	1	1
<hr/>											
TOTALS	RPI 1-25	RPI 26-50		W-L RECORDS		RPI 51-100		RPI 101-150		RPI 150+	
22-15-0	4-11-0	4-1-0		OVERALL		6-2-0		4-1-0		4-1-0	
10-8-0	3-6-0	2-0-0		HOME		0-0-0		3-1-0		2-1-0	
7-6-0	1-5-0	2-0-0		AWAY		3-1-0		0-0-0		1-0-0	
5-2-0	0-0-0	0-1-0		NEUTRAL		3-1-0		1-0-0		1-0-0	
<hr/>											
15-4-0	0-0-0	4-1-0		NON-CONFERENCE		3-2-0		4-1-0		4-1-0	
7-2-0	0-0-0	2-0-0		HOME		0-0-0		3-1-0		2-1-0	
3-1-0	0-0-0	2-0-		AWAY		0-1-0		0-0-0		1-0-0	
5-2-0	0-0-0	0-1-0		NEUTRAL		3-1-0		1-0-0		1-0-0	
<hr/>											
7-11-0	4-11-0	0-0-0		CONFERENCE		3-0-0		0-0-0		0-0-0	
3-6-0	3-6-0	0-0-0		HOME		0-0-0		0-0-0		0-0-0	
4-5-0	1-5-0	0-0-0		AWAY		3-0-0		0-0-0		0-0-0	
0-0-0	0-0-0	0-0-0		NEUTRAL		0-0-0		0-0-0		0-0-0	
<hr/>											
RPI S	Opponent	Score	RPI S	Opponent	Score	RPI S	Opponent	Score	RPI S	Opponent	Score
3 H	North Carolina	8 9	27 N	Notre Dame	0 3	58 A	Duke	6 2	105 H	Liberty	16 6
3 H	North Carolina	8 21	29 H	Delaware	13 4	58 A	Duke	14 7	124 H	VCU	11 5
3 H	North Carolina	0 3	29 H	Delaware	5 3	58 A	Duke	2 1	129 H	Radford	14 10
6 H	Florida St.	8 1	32 A	UNC Wilmington	9 0	65 A	Elon	3 4	135 H	VMI	0 8
6 H	Florida St.	10 11	32 A	UNC Wilmington	7 2	69 N	Tennessee	7 3	141 N	Rhode Island	7 3
6 H	Florida St.	3 2				69 N	Tennessee	4 5	152 A	Charlotte	6 1
15 A	Miami (FL)	0 2				90 N	Kent St.	8 1	167 H	Longwood	7 5
15 A	Miami (FL)	8 5				90 N	Kent St.	10 9	210 H	Holy Cross	7 5
15 A	Miami (FL)	9 11							233 H	Temple	3 7
17 H	Georgia Tech	1 11							288 N	Ohio	8 2
17 H	Georgia Tech	9 14									
17 H	Georgia Tech	6 2									
19 A	North Carolina St.	3 7									
19 A	North Carolina St.	7 8									
19 A	North Carolina St.	4 13									
<hr/>											
LAST 10 GAMES											
69 N	Tennessee	4 5	19 A	North Carolina St.	3 7						
3 H	North Carolina	0 3	19 A	North Carolina St.	4 13						
3 H	North Carolina	8 9	19 A	North Carolina St.	7 8						
3 H	North Carolina	8 21	124 H	VCU	11 5						
167 H	Longwood	7 5	6 H	Florida St.	10 11						

Non-Div. I Games:

Virginia Tech



Average RPI Win: 119		WON-LOST	WINNING	LAST 10	STRENGTH OF		OPP. STRENGTH	TEAM	ADJ		CONF.	ADJ CONF.
Average RPI Loss: 38		RECORD	PCT. RANK	GAMES	SCHEDULE		OF SCHEDULE	RPI	RPI		RPI	RPI
DIV. I ONLY		26-10-0	.72222	23	3-7-0		30	8	14		.5945	14
DIV. I NON-CONF.		19-1-0	.95	3	0-2-0		153	58	9		.61197	9
TOTALS		RPI 1-25	RPI 26-50		W-L RECORDS		RPI 51-100		RPI 101-150		RPI 150+	
26-10-0		1-6-0	6-3-0		OVERALL		5-0-0		7-3-0		7-0-0	
18-6-0		0-3-0	4-2-0		HOME		2-0-0		7-1-0		5-0-0	
8-3-0		1-2-0	2-1-0		AWAY		3-0-0		0-1-0		2-0-0	
0-2-0		0-1-0	0-0-0		NEUTRAL		0-0-0		0-1-0		0-0-0	
19-1-0		0-0-0	0-0-0		NON-CONFERENCE		5-0-0		7-3-0		7-0-0	
14-1-0		0-0-0	0-0-0		HOME		2-0-0		7-1-0		5-0-0	
5-1-0		0-0-0	0-0-		AWAY		3-0-0		0-1-0		2-0-0	
0-1-0		0-0-0	0-0-0		NEUTRAL		0-0-0		0-1-0		0-0-0	
7-9-0		1-6-0	6-3-0		CONFERENCE		0-0-0		0-0-0		0-0-0	
4-5-0		0-3-0	4-2-0		HOME		0-0-0		0-0-0		0-0-0	
3-3-0		1-2-0	2-1-0		AWAY		0-0-0		0-0-0		0-0-0	
0-1-0		0-1-0	0-0-0		NEUTRAL		0-0-0		0-0-0		0-0-0	
RPI S	Opponent	Score	RPI S	Opponent	Score	RPI S	Opponent	Score	RPI S	Opponent	Score	
2	H Vanderbilt	1 3	34	H Texas A&M	1 2	70	H Southeastern La.	2 0	101	A Memphis	0 4	
2	H Vanderbilt	6 7	34	H Texas A&M	6 10	70	H Southeastern La.	6 2	101	H Memphis	3 4	
2	H Vanderbilt	1 2	34	H Texas A&M	8 2	100	A FIU	8 3	108	N Southern Miss.	1 2	
8	N Mississippi St.	1 5	39	H Alabama	6 0	100	A FIU	11 9	112	H Arkansas St.	10 4	
12	A Florida	0 4	39	H Alabama	4 3	100	A FIU	8 1	126	H TCU	5 2	
12	A Florida	0 7	39	H Alabama	5 2				126	H TCU	1 0	
12	A Florida	4 3	45	A Arkansas	6 4				126	H TCU	5 2	
			45	A Arkansas	1 10				141	H Rhode Island	8 1	
			45	A Arkansas	7 1				141	H Rhode Island	1 0	
									141	H Rhode Island	5 3	
									174	A La.-Monroe	8 3	
									174	A La.-Monroe	10 4	
									208	H Ark.-Pine Bluff	7 2	
									226	H Lipscomb	8 5	
									226	H Lipscomb	10 1	
									226	H Lipscomb	9 8	
									262	H UT Martin	15 2	
LAST 10 GAMES												
			108	N Southern Miss.	1 2	8	N Mississippi St.	1 5				
			101	A Memphis	0 4	2	H Vanderbilt	6 7				
			39	H Alabama	4 3	2	H Vanderbilt	1 2				
			39	H Alabama	5 2	2	H Vanderbilt	1 3				
			39	H Alabama	6 0	12	A Florida	0 4				

Non-Div. I Games:

Ole Miss



Average RPI Win: 78		WON-LOST	WINNING	LAST 10	STRENGTH OF		OPP. STRENGTH	TEAM	ADJ	CONF.	ADJ CONF.
Average RPI Loss: 32		RECORD	PCT. RANK	GAMES	SCHEDULE		OF SCHEDULE	RPI	RPI	RPI	RPI
DIV. I ONLY		22-15-0	.59459	79	6-4-0		3	12	15	.59398	15
DIV. I NON-CONF.		14-5-0	.73684	38	2-1-0		67	21	26	.57537	26
TOTALS		RPI 1-25	RPI 26-50		W-L RECORDS		RPI 51-100		RPI 101-150		RPI 150+
22-15-0		6-9-0	3-2-0		OVERALL		5-3-0		6-1-0		3-0-0
16-8-0		3-3-0	0-1-0		HOME		5-3-0		6-1-0		3-0-0
6-7-0		3-6-0	3-1-0		AWAY		0-0-0		0-0-0		0-0-0
0-0-0		0-0-0	0-0-0		NEUTRAL		0-0-0		0-0-0		0-0-0
14-5-0		1-2-0	1-1-0		NON-CONFERENCE		4-1-0		6-1-0		3-0-0
13-3-0		0-0-0	0-1-0		HOME		4-1-0		6-1-0		3-0-0
2-2-0		1-2-0	1-0-		AWAY		0-0-0		0-0-0		0-0-0
0-0-0		0-0-0	0-0-0		NEUTRAL		0-0-0		0-0-0		0-0-0
8-10-0		5-7-0	2-1-0		CONFERENCE		1-2-0		0-0-0		0-0-0
4-5-0		3-3-0	0-0-0		HOME		1-2-0		0-0-0		0-0-0
4-5-0		2-4-0	2-1-0		AWAY		0-0-0		0-0-0		0-0-0
0-0-0		0-0-0	0-0-0		NEUTRAL		0-0-0		0-0-0		0-0-0
RPI S	Opponent	Score		RPI S	Opponent	Score		RPI S	Opponent	Score	
3 A	North Carolina	2	14	37 A	Maryland	1	0	51 H	Rutgers	4	1
3 A	North Carolina	1	4	37 A	Maryland	5	3	51 H	Rutgers	5	4
3 A	North Carolina	4	1	37 A	Maryland	2	7	51 H	Rutgers	7	0
6 H	Florida St.	6	0	48 A	Fla. Atlantic	5	4	58 H	Duke	2	4
6 H	Florida St.	2	4	48 H	Fla. Atlantic	1	6	58 H	Duke	5	3
6 H	Florida St.	1	5					58 H	Duke	2	9
7 A	Virginia	4	3					99 H	Bethune-Cookman	3	5
7 A	Virginia	4	15					99 H	Bethune-Cookman	6	1
7 A	Virginia	1	8								
12 A	Florida	3	6								
12 A	Florida	3	2								
12 A	Florida	4	6								
13 H	Virginia Tech	2	0								
13 H	Virginia Tech	11	9								
13 H	Virginia Tech	5	8								
				LAST 10 GAMES							
				99 H	Bethune-Cookman	6	1	6 H	Florida St.	1	5
				37 A	Maryland	2	7	6 H	Florida St.	6	0
				37 A	Maryland	5	3	6 H	Florida St.	2	4
				37 A	Maryland	1	0	99 H	Bethune-Cookman	3	5
				187 H	Stetson	8	2	7 A	Virginia	4	3

Non-Div. I Games: St. Thomas (FL) 5 4 Barry 5 1

Miami (FL)



Average RPI Win:		144	WON-LOST RECORD		WINNING PCT. RANK		LAST 10 GAMES		STRENGTH OF SCHEDULE		OPP. STRENGTH OF SCHEDULE		TEAM RPI		ADJ RPI		CONF. RPI		ADJ CONF. RPI					
DIV. I ONLY			27-10-0		.72973		19		5-5-0		34		109		16		.59331		16		5		5	
DIV. I NON-CONF.			17-5-0		.77273		30		0-3-0		83		124		21		.58239		21		6		6	
TOTALS		RPI 1-25		RPI 26-50		W-L RECORDS		RPI 51-100		RPI 101-150		RPI 150+												
27-10-0		0-2-0		2-4-0		OVERALL		6-4-0		10-0-0		9-1-0												
15-4-0		0-1-0		0-0-0		HOME		4-2-0		4-0-0		7-1-0												
12-6-0		0-1-0		2-4-0		AWAY		2-2-0		6-0-0		2-0-0												
0-0-0		0-0-0		0-0-0		NEUTRAL		0-0-0		0-0-0		0-0-0												
17-5-0		0-2-0		0-0-0		NON-CONFERENCE		4-3-0		7-0-0		6-1-0												
10-3-0		0-1-0		0-0-0		HOME		2-1-0		4-0-0		4-1-0												
7-3-0		0-1-0		0-0-		AWAY		2-2-0		3-0-0		2-0-0												
0-0-0		0-0-0		0-0-0		NEUTRAL		0-0-0		0-0-0		0-0-0												
10-5-0		0-0-0		2-4-0		CONFERENCE		2-1-0		3-0-0		3-0-0												
5-1-0		0-0-0		0-0-0		HOME		2-1-0		0-0-0		3-0-0												
5-4-0		0-0-0		2-4-0		AWAY		0-0-0		3-0-0		0-0-0												
0-0-0		0-0-0		0-0-0		NEUTRAL		0-0-0		0-0-0		0-0-0												
RPI	S	Opponent		Score		RPI	S	Opponent		Score		RPI	S	Opponent		Score								
6	A	Florida St.		0	2	48	A	Fla. Atlantic		6	7	56	A	Col. of Charleston		3	0							
8	H	Mississippi St.		4	6	48	A	Fla. Atlantic		3	6	56	A	Col. of Charleston		2	3							
						48	A	Fla. Atlantic		0	3	56	A	Col. of Charleston		2	12							
						49	A	Troy		7	5	70	A	Southeastern La.		13	7							
						49	A	Troy		11	10	75	H	North Florida		9	8							
						49	A	Troy		7	8	75	H	North Florida		6	5							
												75	H	North Florida		2	15							
												100	H	FIU		8	1							
												100	H	FIU		6	5							
												100	H	FIU		4	7							
</																								

Non-Div. I Games:

South Ala.



Average RPI Win: 104		WON-LOST RECORD	WINNING PCT. RANK	LAST 10 GAMES	STRENGTH OF SCHEDULE	OPP. STRENGTH OF SCHEDULE	TEAM RPI	ADJ RPI	CONF. RPI	ADJ CONF. RPI							
Average RPI Loss: 47																	
DIV. I ONLY		26-10-0	.72222	23	6-4-0	51	7	17	.59227	17	1	1					
DIV. I NON-CONF.		15-3-0	.83333	16	3-1-0	125	37	20	.58512	20	1	1					
<hr/>																	
TOTALS		RPI 1-25		RPI 26-50		W-L RECORDS		RPI 51-100		RPI 101-150		RPI 150+					
26-10-0		6-5-0		0-0-0		OVERALL		9-4-0		1-0-0		11-1-0					
19-4-0		3-1-0		0-0-0		HOME		6-2-0		0-0-0		11-1-0					
7-6-0		3-4-0		0-0-0		AWAY		3-2-0		1-0-0		0-0-0					
0-0-0		0-0-0		0-0-0		NEUTRAL		0-0-0		0-0-0		0-0-0					
15-3-0		1-1-0		0-0-0		NON-CONFERENCE		6-1-0		1-0-0		8-1-0					
13-2-0		1-0-0		0-0-0		HOME		4-1-0		0-0-0		8-1-0					
3-1-0		0-1-0		0-0-		AWAY		2-0-0		1-0-0		0-0-0					
0-0-0		0-0-0		0-0-0		NEUTRAL		0-0-0		0-0-0		0-0-0					
11-7-0		5-4-0		0-0-0		CONFERENCE		3-3-0		0-0-0		3-0-0					
7-2-0		2-1-0		0-0-0		HOME		2-1-0		0-0-0		3-0-0					
4-5-0		3-3-0		0-0-0		AWAY		1-2-0		0-0-0		0-0-0					
0-0-0		0-0-0		0-0-0		NEUTRAL		0-0-0		0-0-0		0-0-0					
RPI	S	Opponent		Score		RPI	S	Opponent		Score		RPI	S	Opponent		Score	
6	A	Florida St.		10 0													
6	A	Florida St.		6 8													
6	A	Florida St.		3 11													
7	H	Virginia		2 1													
7	H	Virginia		3 2													
7	H	Virginia		2 7													
13	A	Virginia Tech		2 6													
13	A	Virginia Tech		14 9													
13	A	Virginia Tech		11 1													
20	A	Mercer		1 10													
20	H	Mercer		16 9													
<hr/>																	
LAST 10 GAMES																	
204	H	Savannah St.		14 1		58	A	Duke		0 3							
7	H	Virginia		3 2		58	A	Duke		2 1							
7	H	Virginia		2 7		58	A	Duke		0 2							
7	H	Virginia		2 1		160	H	Kennesaw St.		9 1							
138	A	Georgia		7 5		20	A	Mercer		1 10							

Non-Div. I Games:

Georgia Tech



Average RPI Win: 115		WON-LOST RECORD	WINNING PCT. RANK	LAST 10 GAMES	STRENGTH OF SCHEDULE	OPP. STRENGTH OF SCHEDULE	TEAM RPI	ADJ RPI		CONF. RPI	ADJ CONF. RPI																
Average RPI Loss: 48																											
DIV. I ONLY		26-11-0	.7027 30	10-0-0	22	22	18	.59166	18	1	1																
DIV. I NON-CONF.		14-5-0	.73684 38	3-0-0	112	70	50	.55315	49	1	1																
<hr/>																											
TOTALS		RPI 1-25		RPI 26-50		W-L RECORDS		RPI 51-100		RPI 101-150		RPI 150+															
26-11-0		5-7-0		2-1-0		OVERALL		6-1-0		3-1-0		10-1-0															
17-7-0		1-3-0		2-1-0		HOME		6-1-0		1-1-0		7-1-0															
8-4-0		3-4-0		0-0-0		AWAY		0-0-0		2-0-0		3-0-0															
1-0-0		1-0-0		0-0-0		NEUTRAL		0-0-0		0-0-0		0-0-0															
<hr/>																											
14-5-0		1-2-0		2-1-0		NON-CONFERENCE		1-0-0		3-1-0		7-1-0															
11-4-0		0-1-0		2-1-0		HOME		1-0-0		1-1-0		7-1-0															
2-1-0		0-1-0		0-0-		AWAY		0-0-0		2-0-0		0-0-0															
1-0-0		1-0-0		0-0-0		NEUTRAL		0-0-0		0-0-0		0-0-0															
<hr/>																											
12-6-0		4-5-0		0-0-0		CONFERENCE		5-1-0		0-0-0		3-0-0															
6-3-0		1-2-0		0-0-0		HOME		5-1-0		0-0-0		0-0-0															
6-3-0		3-3-0		0-0-0		AWAY		0-0-0		0-0-0		3-0-0															
0-0-0		0-0-0		0-0-0		NEUTRAL		0-0-0		0-0-0		0-0-0															
<hr/>																											
RPI	S	Opponent		Score		RPI	S	Opponent		Score		RPI	S	Opponent		Score											
3	A	North Carolina		2	6	28	H	William & Mary		2	0	58	H	Duke		7	0										
3	A	North Carolina		3	10	28	H	William & Mary		12	2	58	H	Duke		8	4										
3	A	North Carolina		5	4	28	H	William & Mary		2	11	58	H	Duke		1	13										
7	H	Virginia		7	6							61	H	Wake Forest		6	4										
7	H	Virginia		5	6							61	H	Wake Forest		8	2										
7	H	Virginia		5	8							61	H	Wake Forest		1	0										
19	A	North Carolina St.		7	4							84	H	Presbyterian		5	4										
19	A	North Carolina St.		10	5																						
19	A	North Carolina St.		1	4																						
21	A	South Carolina		0	8																						
21	H	South Carolina		0	6																						
21	N	South Carolina		6	3																						
<hr/>																											
LAST 10 GAMES																											
61 H Wake Forest												6	4	161 A Boston College												1	0
61 H Wake Forest												1	0	161 A Boston College												9	2
61 H Wake Forest												8	2	161 A Boston College												7	5
84 H Presbyterian												5	4	149 H Gardner-Webb												4	1
111 A Western Caro.												12	9	3 A North Carolina												5	4

Non-Div. I Games:

Clemson



Average RPI Win: 118		WON-LOST	WINNING	LAST 10	STRENGTH OF		OPP. STRENGTH	TEAM	ADJ	CONF.	ADJ CONF.
Average RPI Loss: 50		RECORD	PCT. RANK	GAMES	SCHEDULE		OF SCHEDULE	RPI	RPI	RPI	RPI
DIV. I ONLY		28-10-0	.73684	18	10-0-0		58	13	19	.59032	19
DIV. I NON-CONF.		17-3-0	.85	14	4-0-0		92	121	13	.5945	13
TOTALS		RPI 1-25	RPI 26-50		W-L RECORDS		RPI 51-100		RPI 101-150		RPI 150+
28-10-0		4-5-0	5-1-0		OVERALL		6-3-0		1-0-0		13-1-0
18-5-0		4-2-0	2-1-0		HOME		3-1-0		1-0-0		8-1-0
8-5-0		0-3-0	2-0-0		AWAY		3-2-0		0-0-0		4-0-0
2-0-0		0-0-0	1-0-0		NEUTRAL		0-0-0		0-0-0		1-0-0
17-3-0		0-0-0	3-0-0		NON-CONFERENCE		4-2-0		1-0-0		10-1-0
12-2-0		0-0-0	0-0-0		HOME		3-1-0		1-0-0		8-1-0
4-1-0		0-0-0	2-0-		AWAY		1-1-0		0-0-0		1-0-0
2-0-0		0-0-0	1-0-0		NEUTRAL		0-0-0		0-0-0		1-0-0
11-7-0		4-5-0	2-1-0		CONFERENCE		2-1-0		0-0-0		3-0-0
6-3-0		4-2-0	2-1-0		HOME		0-0-0		0-0-0		0-0-0
5-4-0		0-3-0	0-0-0		AWAY		2-1-0		0-0-0		3-0-0
0-0-0		0-0-0	0-0-0		NEUTRAL		0-0-0		0-0-0		0-0-0
RPI S	Opponent	Score	RPI S	Opponent	Score	RPI S	Opponent	Score	RPI S	Opponent	Score
7 A	Virginia	3 4	32 A	UNC Wilmington	10 6	53 H	Campbell	5 2	108 H	Old Dominion	5 0
7 A	Virginia	3 6	37 H	Maryland	9 4	61 A	Wake Forest	4 13	152 A	Charlotte	2 1
7 A	Virginia	2 8	37 H	Maryland	3 2	61 A	Wake Forest	5 2	152 H	Charlotte	5 0
13 H	Virginia Tech	8 7	37 H	Maryland	2 3	61 A	Wake Forest	12 6	161 A	Boston College	6 5
13 H	Virginia Tech	7 3	38 A	Coastal Caro.	5 4	65 A	Elon	12 24	161 A	Boston College	6 2
13 H	Virginia Tech	13 4	48 N	Fla. Atlantic	2 1	65 H	Elon	8 6	161 A	Boston College	3 2
18 H	Clemson	4 1				83 H	Appalachian St.	3 6	179 H	New Mexico St.	9 2
18 H	Clemson	4 7				95 A	East Carolina	6 1	179 H	New Mexico St.	8 3
18 H	Clemson	5 10				95 H	East Carolina	2 0	195 H	UNC Greensboro	5 8
									217 H	Quinnipiac	1 0
									245 H	Wagner	18 0
									245 H	Wagner	25 4
									247 H	La Salle	5 0
									257 H	Villanova	14 3
									270 N	UMBC	5 3
LAST 10 GAMES											
152 A	Charlotte	2 1	13 H	Virginia Tech	7 3						
161 A	Boston College	3 2	13 H	Virginia Tech	13 4						
161 A	Boston College	6 5	13 H	Virginia Tech	8 7						
161 A	Boston College	6 2	65 H	Elon	8 6						
95 H	East Carolina	2 0	95 A	East Carolina	6 1						

Non-Div. I Games:

North Carolina St.



Mercer

Average RPI Win: 139		WON-LOST RECORD		WINNING PCT. RANK		LAST 10 GAMES		STRENGTH OF SCHEDULE		OPP. STRENGTH OF SCHEDULE		TEAM RPI		ADJ RPI		CONF. RPI		ADJ CONF. RPI	
DIV. I ONLY		29-10-0		.74359 16		7-3-0		52		146		20		.58989 20		16		16	
DIV. I NON-CONF.		19-5-0		.79167 26		3-0-0		64		197		16		.59239 16		17		17	
TOTALS		RPI 1-25		RPI 26-50		W-L RECORDS		RPI 51-100		RPI 101-150		RPI 150+							
29-10-0		1-1-0		5-0-0		OVERALL		6-4-0		0-0-0		18-5-0							
16-3-0		1-0-0		3-0-0		HOME		3-1-0		0-0-0		9-2-0							
8-7-0		0-1-0		0-0-0		AWAY		3-3-0		0-0-0		6-3-0							
5-0-0		0-0-0		2-0-0		NEUTRAL		0-0-0		0-0-0		3-0-0							
19-5-0		1-1-0		2-0-0		NON-CONFERENCE		5-2-0		0-0-0		12-2-0							
11-2-0		1-0-0		0-0-0		HOME		3-1-0		0-0-0		7-1-0							
4-3-0		0-1-0		0-0-		AWAY		2-1-0		0-0-0		2-1-0							
5-0-0		0-0-0		2-0-0		NEUTRAL		0-0-0		0-0-0		3-0-0							
10-5-0		0-0-0		3-0-0		CONFERENCE		1-2-0		0-0-0		6-3-0							
5-1-0		0-0-0		3-0-0		HOME		0-0-0		0-0-0		2-1-0							
5-4-0		0-0-0		0-0-0		AWAY		1-2-0		0-0-0		4-2-0							
0-0-0		0-0-0		0-0-0		NEUTRAL		0-0-0		0-0-0		0-0-0							
RPI S	Opponent	Score		RPI S	Opponent	Score		RPI S	Opponent	Score		RPI S	Opponent	Score					
17 A	Georgia Tech	9	16	27 N	Notre Dame	5	4	53 A	Indiana St.	2	10	154 A	Georgia St.	9	4				
17 H	Georgia Tech	10	1	33 H	FGCU	7	6	53 A	Indiana St.	9	1	154 H	Georgia St.	7	13				
				33 H	FGCU	7	3	75 A	North Florida	2	3	158 N	St. John's (NY)	13	5				
				33 H	FGCU	4	3	75 A	North Florida	5	4	160 A	Kennesaw St.	4	5				
				40 N	Ohio St.	6	5	75 A	North Florida	4	10	160 A	Kennesaw St.	5	1				
								81 A	Ga. Southern	5	3	160 A	Kennesaw St.	4	3				
								81 H	Ga. Southern	8	10	164 N	South Dakota St.	10	2				
								99 H	Bethune-Cookman	19	4	164 N	South Dakota St.	4	3				
								99 H	Bethune-Cookman	5	0	178 H	Jacksonville	2	5				
								99 H	Bethune-Cookman	9	4	178 H	Jacksonville	6	1				
												178 H	Jacksonville	13	5				
												180 H	Miami (OH)	11	5				
												180 H	Miami (OH)	9	6				
												180 H	Miami (OH)	11	0				
												187 A	Stetson	4	6				
												187 A	Stetson	7	4				
												187 A	Stetson	9	1				
												204 A	Savannah St.	6	2				
												204 H	Savannah St.	18	3				
												269 A	Alabama St.	0	4				
												269 H	Alabama St.	10	2				
												281 H	Florida A&M	18	3				
												281 H	Florida A&M	11	1				
				LAST 10 GAMES															
				81 A	Ga. Southern	5	3	75 A	North Florida	2	3								
				33 H	FGCU	7	3	75 A	North Florida	4	10								
				33 H	FGCU	4	3	75 A	North Florida	5	4								
				33 H	FGCU	7	6	17 H	Georgia Tech	10	1								
				269 H	Alabama St.	10	2	178 H	Jacksonville	2	5								

Non-Div. I Games:

Mercer



Average RPI Win:		110	WON-LOST		WINNING		LAST 10		STRENGTH OF		OPP. STRENGTH		TEAM	ADJ		CONF.	ADJ CONF.							
Average RPI Loss:		50	RECORD		PCT. RANK		GAMES		SCHEDULE		OF SCHEDULE		RPI	RPI		RPI	RPI							
DIV. I ONLY			27-10-0		.72973		19		6-4-0		60		14		21		.58868		21		2		2	
DIV. I NON-CONF.			19-3-0		.86364		10		3-1-0		41		106		7		.61856		7		2		2	
TOTALS		RPI 1-25		RPI 26-50				W-L RECORDS				RPI 51-100				RPI 101-150				RPI 150+				
27-10-0		2-4-0		3-3-0				OVERALL				10-0-0				5-3-0				8-0-0				
19-4-0		1-0-0		3-3-0				HOME				5-0-0				3-1-0				8-0-0				
8-5-0		1-3-0		0-0-0				AWAY				5-0-0				2-2-0				0-0-0				
0-1-0		0-1-0		0-0-0				NEUTRAL				0-0-0				0-0-0				0-0-0				
19-3-0		2-1-0		0-0-0				NON-CONFERENCE				7-0-0				3-2-0				8-0-0				
17-1-0		1-0-0		0-0-0				HOME				5-0-0				3-1-0				8-0-0				
3-1-0		1-0-0		0-0-				AWAY				2-0-0				0-1-0				0-0-0				
0-1-0		0-1-0		0-0-0				NEUTRAL				0-0-0				0-0-0				0-0-0				
8-7-0		0-3-0		3-3-0				CONFERENCE				3-0-0				2-1-0				0-0-0				
3-3-0		0-0-0		3-3-0				HOME				0-0-0				0-0-0				0-0-0				
5-4-0		0-3-0		0-0-0				AWAY				3-0-0				2-1-0				0-0-0				
0-0-0		0-0-0		0-0-0				NEUTRAL				0-0-0				0-0-0				0-0-0				
RPI	S	Opponent		Score		RPI	S	Opponent		Score		RPI	S	Opponent		Score		RPI	S	Opponent		Score		
12	A	Florida		3	4	34	H	Texas A&M		6	4	56	A	Col. of Charleston		3	1	102	A	Missouri		4	1	
12	A	Florida		5	14	34	H	Texas A&M		3	2	56	H	Col. of Charleston		10	6	102	A	Missouri		0	4	
12	A	Florida		2	3	34	H	Texas A&M		6	3	69	A	Tennessee		5	4	102	A	Missouri		2	0	
18	A	Clemson		6	0	45	H	Arkansas		2	4	69	A	Tennessee		19	2	105	H	Liberty		2	3	
18	H	Clemson		8	0	45	H	Arkansas		3	15	69	A	Tennessee		12	8	105	H	Liberty		4	3	
18	N	Clemson		3	6	45	H	Arkansas		3	5	92	H	Rider		2	0	105	H	Liberty		8	7	
												92	H	Rider		9	5	106	A	Furman		5	6	
												92	H	Rider		1	0	106	H	Furman		5	2	
												93	A	Citadel		9	5	168	H	Albany (NY)		6	4	
												93	H	Citadel		6	5	168	H	Albany (NY)		8	3	
																		168	H	Albany (NY)		14	1	
																		198	H	Charleston So.		9	5	
																		221	H	Davidson		12	4	
																		225	H	USC Upstate		12	3	
																		241	H	Ball St.		14	4	
																		241	H	Ball St.		10	0	
LAST 10 GAMES																								
56	H	Col. of Charleston		10	6	69	A	Tennessee		19	2													
12	A	Florida		5	14	69	A	Tennessee		12	8													
12	A	Florida		3	4	69	A	Tennessee		5	4													
12	A	Florida		2	3	106	A	Furman		5	6													
93	H	Citadel		6	5	198	H	Charleston So.		9	5													

Non-Div. I Games:

South Carolina



Average RPI Win: 128		WON-LOST RECORD		WINNING PCT. RANK		LAST 10 GAMES		STRENGTH OF SCHEDULE		OPP. STRENGTH OF SCHEDULE		TEAM RPI		ADJ RPI		CONF. RPI		ADJ CONF. RPI					
DIV. I ONLY		28-8-0		.77778		12		4-6-0		141		16		22		.58188		22		4		4	
DIV. I NON-CONF.		20-4-0		.83333		16		0-2-0		190		18		24		.57774		24		4		4	
TOTALS		RPI 1-25		RPI 26-50		W-L RECORDS		RPI 51-100		RPI 101-150		RPI 150+											
28-8-0		1-0-0		4-3-0		OVERALL		4-3-0		8-2-0		11-2-0											
20-2-0		0-0-0		2-1-0		HOME		2-1-0		5-0-0		11-2-0											
6-5-0		1-0-0		2-1-0		AWAY		1-2-0		2-2-0		0-0-0											
2-1-0		0-0-0		0-1-0		NEUTRAL		1-0-0		1-0-0		0-0-0											
20-4-0		1-0-0		0-1-0		NON-CONFERENCE		3-1-0		5-2-0		11-2-0											
15-3-0		0-0-0		0-0-0		HOME		2-1-0		2-0-0		11-2-0											
3-2-0		1-0-0		0-0-		AWAY		0-0-0		2-2-0		0-0-0											
2-1-0		0-0-0		0-1-0		NEUTRAL		1-0-0		1-0-0		0-0-0											
8-4-0		0-0-0		4-2-0		CONFERENCE		1-2-0		3-0-0		0-0-0											
5-1-0		0-0-0		2-1-0		HOME		0-0-0		3-0-0		0-0-0											
3-3-0		0-0-0		2-1-0		AWAY		1-2-0		0-0-0		0-0-0											
0-0-0		0-0-0		0-0-0		NEUTRAL		0-0-0		0-0-0		0-0-0											
RPI	S	Opponent		Score		RPI	S	Opponent		Score		RPI	S	Opponent		Score							
23	A	UCLA		4 0		27	N	Notre Dame		5 6		62	A	Baylor		1 2							
						46	A	Texas		0 1		62	A	Baylor		10 12							
						46	A	Texas		2 1		62	A	Baylor		3 1							
						46	A	Texas		4 2		79	H	Pepperdine		2 7							
						50	H	Kansas		2 1		79	H	Pepperdine		10 7							
						50	H	Kansas		12 1		79	H	Pepperdine		8 1							
						50	H	Kansas		8 10		98	N	New Mexico		10 8							
						LAST 10 GAMES																	
						202	H	UALR		3 4		46	A	Texas		4 2							
						202	H	UALR		2 5		46	A	Texas		0 1							
												46	A	Texas		2 1							
												50	H	Kansas		8 10							
												50	H	Kansas		2 1							



Average RPI Win: 103		WON-LOST RECORD	WINNING PCT. RANK	LAST 10 GAMES	STRENGTH OF SCHEDULE	OPP. STRENGTH OF SCHEDULE	TEAM RPI	ADJ RPI	CONF. RPI	ADJ CONF. RPI	
Average RPI Loss: 33											
DIV. I ONLY		22-10-0	.6875 40	6-4-0	38	6	23	.57902 23	3	3	
DIV. I NON-CONF.		14-5-0	.73684 38	4-2-0	43	11	19	.58883 19	3	3	
<hr/>											
TOTALS		RPI 1-25	RPI 26-50		W-L RECORDS		RPI 51-100		RPI 101-150		RPI 150+
22-10-0		2-6-0	4-1-0		OVERALL		8-3-0		5-0-0		4-0-0
16-7-0		1-4-0	3-1-0		HOME		4-2-0		4-0-0		4-0-0
6-3-0		1-2-0	1-0-0		AWAY		4-1-0		1-0-0		0-0-0
0-0-0		0-0-0	0-0-0		NEUTRAL		0-0-0		0-0-0		0-0-0
14-5-0		0-2-0	4-1-0		NON-CONFERENCE		6-2-0		1-0-0		4-0-0
9-4-0		0-2-0	3-1-0		HOME		2-1-0		0-0-0		4-0-0
6-1-0		0-0-0	1-0-		AWAY		4-1-0		1-0-0		0-0-0
0-0-0		0-0-0	0-0-0		NEUTRAL		0-0-0		0-0-0		0-0-0
8-5-0		2-4-0	0-0-0		CONFERENCE		2-1-0		4-0-0		0-0-0
7-3-0		1-2-0	0-0-0		HOME		2-1-0		4-0-0		0-0-0
1-2-0		1-2-0	0-0-0		AWAY		0-0-0		0-0-0		0-0-0
0-0-0		0-0-0	0-0-0		NEUTRAL		0-0-0		0-0-0		0-0-0
RPI	S	Opponent		Score		RPI	S	Opponent		Score	
1	H	Oregon St.		3 2		27	H	Notre Dame		2 1	
1	H	Oregon St.		2 5		41	A	UC Irvine		6 4	
1	H	Oregon St.		0 5		42	H	Loyola Marymount		1 4	
9	A	Arizona St.		4 7		42	H	Loyola Marymount		2 0	
9	A	Arizona St.		1 4		42	H	Loyola Marymount		3 1	
9	A	Arizona St.		12 10							
10	H	Cal St. Fullerton		6 9							
22	H	Oklahoma		0 4							
<hr/>											
LAST 10 GAMES											
41	A	UC Irvine		6 4		1	H	Oregon St.		2 5	
42	H	Loyola Marymount		1 4		1	H	Oregon St.		0 5	
42	H	Loyola Marymount		3 1		1	H	Oregon St.		3 2	
42	H	Loyola Marymount		2 0		10	H	Cal St. Fullerton		6 9	
171	H	Hawaii		5 1		9	A	Arizona St.		12 10	

Non-Div. I Games:

UCLA



Average RPI Win: 122		WON-LOST RECORD		WINNING PCT. RANK		LAST 10 GAMES		STRENGTH OF SCHEDULE		OPP. STRENGTH OF SCHEDULE		TEAM RPI		ADJ RPI		CONF. RPI		ADJ CONF. RPI	
DIV. I ONLY		28-7-0		.8 9		8-2-0		126		33		24		.57498 24		9		9	
DIV. I NON-CONF.		20-5-0		.8 21		4-2-0		136		15		30		.57328 29		10		11	
TOTALS		RPI 1-25		RPI 26-50		W-L RECORDS		RPI 51-100		RPI 101-150		RPI 150+							
28-7-0		1-3-0		6-0-0		OVERALL		9-4-0		3-0-0		10-0-0							
23-4-0		0-1-0		6-0-0		HOME		9-3-0		2-0-0		6-0-0							
3-2-0		1-1-0		0-0-0		AWAY		0-1-0		0-0-0		3-0-0							
2-1-0		0-1-0		0-0-0		NEUTRAL		0-0-0		1-0-0		1-0-0							
20-5-0		1-3-0		3-0-0		NON-CONFERENCE		8-2-0		2-0-0		7-0-0							
19-2-0		0-1-0		3-0-0		HOME		8-1-0		2-0-0		6-0-0							
1-2-0		1-1-0		0-0-		AWAY		0-1-0		0-0-0		0-0-0							
1-1-0		0-1-0		0-0-0		NEUTRAL		0-0-0		0-0-0		1-0-0							
8-2-0		0-0-0		3-0-0		CONFERENCE		1-2-0		1-0-0		3-0-0							
4-2-0		0-0-0		3-0-0		HOME		1-2-0		0-0-0		0-0-0							
3-0-0		0-0-0		0-0-0		AWAY		0-0-0		0-0-0		3-0-0							
1-0-0		0-0-0		0-0-0		NEUTRAL		0-0-0		1-0-0		0-0-0							
RPI	S	Opponent		Score		RPI	S	Opponent		Score		RPI	S	Opponent		Score			
11	A	Indiana		2	6	27	H	Notre Dame		2	1	51	H	Rutgers		2	6		
11	N	Indiana		0	2	27	H	Notre Dame		10	5	51	H	Rutgers		3	7		
25	A	Kentucky		12	5	27	H	Notre Dame		10	5	51	H	Rutgers		4	0		
25	H	Kentucky		4	5	39	H	Alabama		6	0	65	H	Elon		10	1		
						39	H	Alabama		4	3	65	H	Elon		7	5		
						39	H	Alabama		8	7	65	H	Elon		4	0		
												66	H	Xavier		7	0		
												66	H	Xavier		8	6		
												66	H	Xavier		6	1		
												77	A	Western Ky.		5	6		
												90	H	Kent St.		2	3		
												90	H	Kent St.		14	2		
												90	H	Kent St.		10	3		
										</									

Non-Div. I Games:

Louisville



Average RPI Win:	123	WON-LOST RECORD	WINNING PCT. RANK	LAST 10 GAMES	STRENGTH OF SCHEDULE	OPP. STRENGTH OF SCHEDULE	TEAM RPI	ADJ RPI	CONF. RPI	ADJ CONF. RPI		
DIV. I ONLY		24-11-0	.68571	42	4-6-0	56	17	25	.57216	25	2	2
DIV. I NON-CONF.		17-3-0	.85	14	2-1-0	141	92	23	.58026	23	2	2
<hr/>												
TOTALS	RPI 1-25	RPI 26-50		W-L RECORDS		RPI 51-100		RPI 101-150		RPI 150+		
24-11-0	5-6-0	4-1-0		OVERALL		3-4-0		2-1-0		10-0-0		
16-6-0	2-2-0	3-1-0		HOME		2-3-0		2-1-0		7-0-0		
5-4-0	3-4-0	1-0-0		AWAY		0-0-0		0-0-0		1-0-0		
3-1-0	0-0-0	0-0-0		NEUTRAL		1-1-0		0-0-0		2-0-0		
17-3-0	1-1-0	4-1-0		NON-CONFERENCE		2-2-0		0-0-0		10-0-0		
11-3-0	0-1-0	3-1-0		HOME		1-1-0		0-0-0		7-0-0		
3-0-0	1-0-0	1-0-		AWAY		0-0-0		0-0-0		1-0-0		
3-1-0	0-0-0	0-0-0		NEUTRAL		1-1-0		0-0-0		2-0-0		
7-8-0	4-5-0	0-0-0		CONFERENCE		1-2-0		2-1-0		0-0-0		
5-4-0	2-1-0	0-0-0		HOME		1-2-0		2-1-0		0-0-0		
2-4-0	2-4-0	0-0-0		AWAY		0-0-0		0-0-0		0-0-0		
0-0-0	0-0-0	0-0-0		NEUTRAL		0-0-0		0-0-0		0-0-0		
RPI	S	Opponent	Score	RPI	S	Opponent	Score	RPI	S	Opponent	Score	
4	A	LSU	1 9	26	H	Michigan St.	1 6	52	N	Kansas St.	5 7	
4	A	LSU	4 11	26	H	Michigan St.	3 1	65	N	Elon	6 1	
4	A	LSU	1 11	26	H	Michigan St.	2 1	66	H	Xavier	6 3	
8	H	Mississippi St.	3 2	30	H	Austin Peay	6 3	69	H	Tennessee	0 5	
8	H	Mississippi St.	4 8	38	A	Coastal Caro.	8 2	69	H	Tennessee	5 4	
8	H	Mississippi St.	4 3					69	H	Tennessee	9 10	
12	A	Florida	6 2					77	H	Western Ky.	3 6	
12	A	Florida	11 5									
12	A	Florida	1 4									
24	A	Louisville	5 4									
24	H	Louisville	5 12									

Non-Div. I Games:

Kentucky



Average RPI Win:	160	WON-LOST	WINNING	LAST 10	STRENGTH OF	OPP. STRENGTH	TEAM	ADJ	CONF.	ADJ CONF.				
Average RPI Loss:	86	RECORD	PCT. RANK	GAMES	SCHEDULE	OF SCHEDULE	RPI	RPI	RPI	RPI				
DIV. I ONLY		21-11-0	.65625	58	7-3-0	70	164	26	.5719	26	6	6		
DIV. I NON-CONF.		15-7-0	.68182	58	4-0-0	200	167	52	.55155	52	5	5		
<hr/>														
TOTALS	RPI 1-25	RPI 26-50		W-L RECORDS		RPI 51-100		RPI 101-150		RPI 150+				
21-11-0	4-2-0	3-3-0		OVERALL		0-0-0		2-5-0		13-1-0				
5-2-0	3-0-0	0-0-0		HOME		0-0-0		0-2-0		3-0-0				
9-8-0	1-2-0	3-3-0		AWAY		0-0-0		1-3-0		4-0-0				
7-1-0	0-0-0	0-0-0		NEUTRAL		0-0-0		1-0-0		6-1-0				
15-7-0	1-2-0	1-2-0		NON-CONFERENCE		0-0-0		2-2-0		12-1-0				
3-0-0	0-0-0	0-0-0		HOME		0-0-0		0-0-0		3-0-0				
7-6-0	1-2-0	1-0-		AWAY		0-0-0		1-2-0		4-0-0				
6-1-0	0-0-0	0-0-0		NEUTRAL		0-0-0		1-0-0		5-1-0				
6-4-0	3-0-0	2-1-0		CONFERENCE		0-0-0		0-3-0		1-0-0				
3-2-0	3-0-0	0-0-0		HOME		0-0-0		0-2-0		0-0-0				
2-2-0	0-0-0	2-1-0		AWAY		0-0-0		0-1-0		0-0-0				
1-0-0	0-0-0	0-0-0		NEUTRAL		0-0-0		0-0-0		1-0-0				
RPI	S	Opponent	Score		RPI	S	Opponent	Score		RPI	S	Opponent	Score	
11	H	Indiana	6	5	30	A	Austin Peay	4	3	106	A	Furman	3	4
11	H	Indiana	2	1	30	A	Austin Peay	2	7	106	A	Furman	5	8
11	H	Indiana	6	5	30	A	Austin Peay	7	10	111	N	Western Caro.	4	1
25	A	Kentucky	6	1	40	A	Ohio St.	8	7	136	A	Michigan	1	5
25	A	Kentucky	1	2	40	A	Ohio St.	3	8	136	H	Michigan	3	6
25	A	Kentucky	1	3	40	A	Ohio St.	7	2	136	H	Michigan	2	6
										142	A	Tennessee Tech	5	3
										180	N	Miami (OH)	6	8
										181	H	Central Mich.	4	2
										188	N	Northwestern	7	4
										199	A	Eastern Mich.	9	3
										203	H	Toledo	7	6
										219	H	Western Mich.	10	1
										251	N	Oakland	7	0
										251	N	Oakland	2	1
										251	N	Oakland	5	2
										251	N	Oakland	3	2
										253	N	Cincinnati	14	6
										282	A	Santa Clara	7	5
										282	A	Santa Clara	9	1
										282	A	Santa Clara	6	1
					LAST 10 GAMES									
					203	H	Toledo	7	6	136	H	Michigan	2	6
					11	H	Indiana	6	5	136	A	Michigan	1	5
					11	H	Indiana	6	5	136	H	Michigan	3	6
					11	H	Indiana	2	1	199	A	Eastern Mich.	9	3
					219	H	Western Mich.	10	1	181	H	Central Mich.	4	2

Non-Div. I Games:

Michigan St.



Average RPI Win: 117		WON-LOST	WINNING	LAST 10	STRENGTH OF		OPP. STRENGTH	TEAM	ADJ	CONF.	ADJ CONF.
Average RPI Loss: 77		RECORD	PCT. RANK	GAMES	SCHEDULE		OF SCHEDULE	RPI	RPI	RPI	RPI
DIV. I ONLY		19-14-0	.57576	91	4-6-0		24	91	27	.57076	27
DIV. I NON-CONF.		15-6-0	.71429	48	2-2-0		26	78	10	.60645	10
TOTALS		RPI 1-25	RPI 26-50		W-L RECORDS		RPI 51-100		RPI 101-150		RPI 150+
19-14-0		2-5-0	4-1-0		OVERALL		4-5-0		4-3-0		5-1-0
6-3-0		0-0-0	2-1-0		HOME		0-0-0		0-1-0		4-1-0
6-9-0		0-4-0	0-0-0		AWAY		2-5-0		4-1-0		0-0-0
7-2-0		2-1-0	2-0-0		NEUTRAL		2-0-0		0-1-0		1-0-0
15-6-0		2-2-0	2-0-0		NON-CONFERENCE		4-2-0		4-3-0		3-0-0
2-1-0		0-0-0	0-0-0		HOME		0-0-0		0-1-0		2-0-0
6-4-0		0-1-0	0-0-		AWAY		2-2-0		4-1-0		0-0-0
7-2-0		2-1-0	2-0-0		NEUTRAL		2-0-0		0-1-0		1-0-0
4-8-0		0-3-0	2-1-0		CONFERENCE		0-3-0		0-0-0		2-1-0
4-2-0		0-0-0	2-1-0		HOME		0-0-0		0-0-0		2-1-0
0-6-0		0-3-0	0-0-0		AWAY		0-3-0		0-0-0		0-0-0
0-0-0		0-0-0	0-0-0		NEUTRAL		0-0-0		0-0-0		0-0-0
RPI S	Opponent	Score	RPI S	Opponent	Score	RPI S	Opponent	Score	RPI S	Opponent	Score
13 N	Virginia Tech	3 0	33 N	FGCU	6 5	58 A	Pittsburgh	3 12	123 A	Southern California	2 1
20 N	Mercer	4 5	36 H	Seton Hall	3 4	58 A	Pittsburgh	0 4	128 A	Tulane	2 1
22 N	Oklahoma	6 5	36 H	Seton Hall	3 2	58 A	Pittsburgh	2 4	128 A	Tulane	3 1
23 A	UCLA	1 2	36 H	Seton Hall	3 2	63 A	Cal Poly	1 0	128 A	Tulane	8 3
24 A	Louisville	5 10	40 N	Ohio St.	13 3	63 A	Cal Poly	3 6	136 A	Michigan	2 8
24 A	Louisville	5 10				63 A	Cal Poly	6 5	136 H	Michigan	1 4
24 A	Louisville	1 2				69 N	Tennessee	3 2	141 N	Rhode Island	3 4
						90 N	Kent St.	8 1	209 H	Ill.-Chicago	6 2
						94 A	UC Santa Barbara	2 7	239 H	Valparaiso	3 1
									257 H	Villanova	4 3
									257 H	Villanova	11 8
									257 H	Villanova	6 10
									283 N	Massachusetts	9 4
LAST 10 GAMES											
136 A	Michigan	2 8	257 H	Villanova	6 10						
58 A	Pittsburgh	3 12	257 H	Villanova	11 8						
58 A	Pittsburgh	2 4	257 H	Villanova	4 3						
58 A	Pittsburgh	0 4	239 H	Valparaiso	3 1						
136 H	Michigan	1 4	209 H	Ill.-Chicago	6 2						

Non-Div. I Games:

Notre Dame



Average RPI Win:	147	WON-LOST RECORD	WINNING PCT. RANK	LAST 10 GAMES	STRENGTH OF SCHEDULE	OPP. STRENGTH OF SCHEDULE	TEAM RPI	ADJ RPI	CONF. RPI	ADJ CONF. RPI		
DIV. I ONLY		25-13-0	.65789	53	6-4-0	49	150	28	.56865	28	8	8
DIV. I NON-CONF.		16-10-0	.61538	84	2-2-0	70	184	70	.5395	70	9	9
<hr/>												
TOTALS	RPI 1-25	RPI 26-50		W-L RECORDS		RPI 51-100		RPI 101-150		RPI 150+		
25-13-0	1-3-0	2-1-0		OVERALL		4-3-0		7-5-0		12-1-0		
15-5-0	0-0-0	0-0-0		HOME		2-1-0		3-3-0		11-1-0		
10-8-0	1-3-0	2-1-0		AWAY		2-2-0		4-2-0		1-0-0		
0-0-0	0-0-0	0-0-0		NEUTRAL		0-0-0		0-0-0		0-0-0		
16-10-0	1-3-0	0-0-0		NON-CONFERENCE		3-1-0		4-5-0		9-1-0		
13-5-0	0-0-0	0-0-0		HOME		2-1-0		3-3-0		8-1-0		
4-5-0	1-3-0	0-0-		AWAY		1-0-0		1-2-0		1-0-0		
0-0-0	0-0-0	0-0-0		NEUTRAL		0-0-0		0-0-0		0-0-0		
9-3-0	0-0-0	2-1-0		CONFERENCE		1-2-0		3-0-0		3-0-0		
3-0-0	0-0-0	0-0-0		HOME		0-0-0		0-0-0		3-0-0		
6-3-0	0-0-0	2-1-0		AWAY		1-2-0		3-0-0		0-0-0		
0-0-0	0-0-0	0-0-0		NEUTRAL		0-0-0		0-0-0		0-0-0		
RPI	S	Opponent	Score	RPI	S	Opponent	Score	RPI	S	Opponent	Score	
7	A	Virginia	2 11	29	A	Delaware	3 20	51	H	Rutgers	4 3	
18	A	Clemson	2 12	29	A	Delaware	4 2	51	H	Rutgers	3 5	
18	A	Clemson	0 2	29	A	Delaware	9 0	51	H	Rutgers	4 3	
18	A	Clemson	11 2					82	A	Towson	8 13	
								82	A	Towson	4 12	
								82	A	Towson	5 2	
								95	A	East Carolina	10 4	

Non-Div. I Games:

William &amp; Mary



Average RPI Win: 175		WON-LOST	WINNING	LAST 10	STRENGTH OF		OPP. STRENGTH	TEAM	ADJ	CONF.	ADJ CONF.
Average RPI Loss: 72		RECORD	PCT. RANK	GAMES	SCHEDULE		OF SCHEDULE	RPI	RPI	RPI	RPI
DIV. I ONLY		23-10-0	.69697	35	8-2-0		53	173	29	.56769	29
DIV. I NON-CONF.		13-5-0	.72222	46	3-0-0		123	242	54	.54904	54
TOTALS		RPI 1-25	RPI 26-50		W-L RECORDS		RPI 51-100		RPI 101-150		RPI 150+
23-10-0	0-2-0	2-4-0		OVERALL		2-1-0		3-1-0		17-2-0	
15-4-0	0-0-0	1-2-0		HOME		0-0-0		2-1-0		12-1-0	
5-5-0	0-2-0	1-2-0		AWAY		2-1-0		0-0-0		2-0-0	
4-1-0	0-0-0	0-0-0		NEUTRAL		0-0-0		1-0-0		3-1-0	
13-5-0	0-2-0	0-0-0		NON-CONFERENCE		0-0-0		3-1-0		11-2-0	
8-2-0	0-0-0	0-0-0		HOME		0-0-0		2-1-0		6-1-0	
2-2-0	0-2-0	0-0-		AWAY		0-0-0		0-0-0		2-0-0	
4-1-0	0-0-0	0-0-0		NEUTRAL		0-0-0		1-0-0		3-1-0	
10-5-0	0-0-0	2-4-0		CONFERENCE		2-1-0		0-0-0		6-0-0	
7-2-0	0-0-0	1-2-0		HOME		0-0-0		0-0-0		6-0-0	
3-3-0	0-0-0	1-2-0		AWAY		2-1-0		0-0-0		0-0-0	
0-0-0	0-0-0	0-0-0		NEUTRAL		0-0-0		0-0-0		0-0-0	
RPI S	Opponent	Score	RPI S	Opponent	Score	RPI S	Opponent	Score	RPI S	Opponent	Score
13 A	Virginia Tech	3 5	28 H	William & Mary	20 3	82 A	Towson	3 2	127 H	Monmouth	11 4
13 A	Virginia Tech	4 13	28 H	William & Mary	0 9	82 A	Towson	14 19	127 H	Monmouth	5 4
			28 H	William & Mary	2 4	82 A	Towson	8 0	127 H	Monmouth	3 7
			32 A	UNC Wilmington	2 3				139 N	Canisius	9 1
			32 A	UNC Wilmington	2 4				154 H	Georgia St.	4 2
			32 A	UNC Wilmington	11 7				154 H	Georgia St.	7 2
									154 H	Georgia St.	8 7
									159 H	Delaware St.	6 5
									159 H	Delaware St.	4 6
									191 A	Bucknell	5 4
									191 H	Bucknell	4 3
									191 H	Bucknell	13 12
									192 H	Saint Joseph's	17 3
									203 N	Toledo	1 3
									210 N	Holy Cross	9 8
									233 H	Temple	5 3
									233 N	Temple	8 4
									238 H	George Mason	11 8
									238 H	George Mason	7 1
									238 H	George Mason	16 1
									257 N	Villanova	8 3
									270 A	UMBC	6 3
									270 H	UMBC	12 4
			LAST 10 GAMES								
			257 N	Villanova	8 3	238 H	George Mason	16 1			
			32 A	UNC Wilmington	11 7	238 H	George Mason	7 1			
			32 A	UNC Wilmington	2 4	238 H	George Mason	11 8			
			32 A	UNC Wilmington	2 3	233 H	Temple	5 3			
			270 A	UMBC	6 3	154 H	Georgia St.	4 2			

Non-Div. I Games: Wilmington (DE) 13 9

Delaware



A  
u  
s  
t  
i  
n  
P  
e  
a  
y

Austin Peay



Average RPI Win:		81	WON-LOST RECORD		WINNING PCT. RANK		LAST 10 GAMES		STRENGTH OF SCHEDULE		OPP. STRENGTH OF SCHEDULE		TEAM RPI		ADJ RPI		CONF. RPI		ADJ CONF. RPI					
DIV. I ONLY			20-15-0		.57143		94		4-6-0		7		60		32		.56568		31		12		12	
DIV. I NON-CONF.			14-9-0		.6087		87		2-2-0		4		61		33		.57159		32		8		8	
TOTALS		RPI 1-25		RPI 26-50		W-L RECORDS		RPI 51-100		RPI 101-150		RPI 150+												
20-15-0		3-1-0		4-3-0		OVERALL		10-9-0		2-2-0		2-0-0												
14-10-0		3-1-0		1-1-0		HOME		9-6-0		1-2-0		1-0-0												
4-5-0		0-0-0		3-2-0		AWAY		1-3-0		0-0-0		0-0-0												
2-0-0		0-0-0		0-0-0		NEUTRAL		0-0-0		1-0-0		1-0-0												
14-9-0		3-1-0		3-1-0		NON-CONFERENCE		5-5-0		2-2-0		2-0-0												
11-8-0		3-1-0		1-1-0		HOME		5-4-0		1-2-0		1-0-0												
2-1-0		0-0-0		2-0-		AWAY		0-1-0		0-0-0		0-0-0												
2-0-0		0-0-0		0-0-0		NEUTRAL		0-0-0		1-0-0		1-0-0												
6-6-0		0-0-0		1-2-0		CONFERENCE		5-4-0		0-0-0		0-0-0												
4-2-0		0-0-0		0-0-0		HOME		4-2-0		0-0-0		0-0-0												
2-4-0		0-0-0		1-2-0		AWAY		1-2-0		0-0-0		0-0-0												
0-0-0		0-0-0		0-0-0		NEUTRAL		0-0-0		0-0-0		0-0-0												
RPI	S	Opponent		Score		RPI	S	Opponent		Score		RPI	S	Opponent		Score								
1	H	Oregon St.		7	4	32	A	UNC Wilmington		2	0	57	H	San Diego St.		1	8							
1	H	Oregon St.		13	3	36	H	Seton Hall		2	1	57	H	San Diego St.		2	4							
1	H	Oregon St.		5	14	38	A	Coastal Caro.		8	3	57	H	San Diego St.		3	5							
10	H	Cal St. Fullerton		7	3	41	H	UC Irvine		3	11	64	H	BYU		10	9							
						42	A	Loyola Marymount		1	3	64	H	BYU		5	3							
						42	A	Loyola Marymount		4	2	64	H	BYU		7	5							
						42	A	Loyola Marymount		0	4	71	A	Gonzaga		10	9							
												71	A	Gonzaga		1	8							
												71	A	Gonzaga		2	6							
												79	H	Pepperdine		4	2							
												79	H	Pepperdine		2	5							
												79	H	Pepperdine		4	7							
												90	H	Kent St.		18	11							
												90	H	Kent St.		5	9							
												90	H	Kent St.		2	1							
												90	H	Kent St.		14	2							
												91	H	UNLV		6	3							
												94	H	UC Santa Barbara		7	5							
												97	A	Cal St. Northridge		4	8							
LAST 10 GAMES																								
						94	H	UC Santa Barbara		7	5	42	A	Loyola Marymount		1	3							
						79	H	Pepperdine		2	5	42	A	Loyola Marymount		4	2							
						79	H	Pepperdine		4	2	42	A	Loyola Marymount		0	4							
						79	H	Pepperdine		4	7	1	H	Oregon St.		13	3							
						41	H	UC Irvine		3	11	1	H	Oregon St.		5	14							

Non-Div. I Games:

San Diego



Average RPI Win:		133	WON-LOST RECORD		WINNING PCT. RANK		LAST 10 GAMES		STRENGTH OF SCHEDULE		OPP. STRENGTH OF SCHEDULE		TEAM RPI		ADJ RPI		CONF. RPI		ADJ CONF. RPI				
DIV. I ONLY			26-11-0		.7027 30		7-3-0		57		64		33		.56501 32		8		8				
DIV. I NON-CONF.			17-9-0		.65385 67		5-2-0		109		45		84		.5315 84		9		9				
TOTALS		RPI 1-25		RPI 26-50		W-L RECORDS		RPI 51-100		RPI 101-150		RPI 150+											
26-11-0		0-4-0		3-2-0		OVERALL		7-1-0		7-0-0		10-4-0											
21-7-0		0-4-0		3-2-0		HOME		5-0-0		4-0-0		9-1-0											
5-4-0		0-0-0		0-0-0		AWAY		2-1-0		3-0-0		1-3-0											
0-0-0		0-0-0		0-0-0		NEUTRAL		0-0-0		0-0-0		0-0-0											
17-9-0		0-4-0		1-1-0		NON-CONFERENCE		7-1-0		4-0-0		6-3-0											
16-6-0		0-4-0		1-1-0		HOME		5-0-0		4-0-0		6-1-0											
2-3-0		0-0-0		0-0-		AWAY		2-1-0		0-0-0		0-2-0											
0-0-0		0-0-0		0-0-0		NEUTRAL		0-0-0		0-0-0		0-0-0											
9-2-0		0-0-0		2-1-0		CONFERENCE		0-0-0		3-0-0		4-1-0											
5-1-0		0-0-0		2-1-0		HOME		0-0-0		0-0-0		3-0-0											
4-1-0		0-0-0		0-0-0		AWAY		0-0-0		3-0-0		1-1-0											
0-0-0		0-0-0		0-0-0		NEUTRAL		0-0-0		0-0-0		0-0-0											
RPI	S	Opponent		Score		RPI	S	Opponent		Score		RPI	S	Opponent		Score							
3	H	North Carolina		0	10	29	H	Delaware		3	2	56	A	Col. of Charleston		5	6	108	A	Old Dominion 8 1			
13	H	Virginia Tech		0	9	29	H	Delaware		4	2	56	H	Col. of Charleston		7	2	108	A	Old Dominion 6 3			
13	H	Virginia Tech		2	7	29	H	Delaware		7	11	65	A	Elon		8	5	108	A	Old Dominion 1 0			
19	H	North Carolina St.		6	10	31	H	San Diego		0	2	65	H	Elon		7	3	124	H	VCU 3 2			
						38	H	Coastal Caro.		13	7	90	H	Kent St.		13	8	124	H	VCU 7 2			
												90	H	Kent St.		7	6	124	H	VCU 9 3			
												95	A	East Carolina		7	2	149	H	Gardner-Webb 7 6			
												95	H	East Carolina		10	3	154	H	Georgia St. 12 1			
																		154	H	Georgia St. 12 11			
																		154	H	Georgia St. 9 0			
																		193	A	James Madison 9 1			
																		193	A	James Madison 5 17			
																		198	A	Charleston So. 6 7			
																		198	H	Charleston So. 10 3			
																		221	A	Davidson 1 2			
																		221	H	Davidson 15 2			
																		221	H	Davidson 4 1			
																		254	H	Stony Brook 3 2			
																		276	H	Lehigh 6 1			
																		276	H	Lehigh 15 0			
																		276	H	Lehigh 1 4			
						LAST 10 GAMES																	
						95	A	East Carolina		7	2	221	H	Davidson		4	1						
						29	H	Delaware		7	11	221	H	Davidson		15	2						
						29	H	Delaware		4	2	221	A	Davidson		1	2						
						29	H	Delaware		3	2	3	H	North Carolina		0	10						
						65	A	Elon		8	5	56	H	Col. of Charleston		7	2						

Non-Div. I Games:

UNC Wilmington



FGCU

Average RPI Win: 151		WON-LOST	WINNING	LAST 10	STRENGTH OF		OPP. STRENGTH	TEAM	ADJ		CONF.	ADJ CONF.			
Average RPI Loss: 73		RECORD	PCT. RANK	GAMES	SCHEDULE		OF SCHEDULE	RPI	RPI		RPI	RPI			
DIV. I ONLY		20-11-0	.64516	61	3-7-0		80	49	31	.56355	33	16	16		
DIV. I NON-CONF.		14-5-0	.73684	38	0-3-0		107	28	29	.57118	33	17	17		
TOTALS		RPI 1-25	RPI 26-50		W-L RECORDS		RPI 51-100		RPI 101-150		RPI 150+				
20-11-0		3-5-0	0-3-0		OVERALL		0-0-0		4-1-0		13-3-0				
10-3-0		0-1-0	0-1-0		HOME		0-0-0		1-0-0		9-2-0				
8-7-0		3-4-0	0-1-0		AWAY		0-0-0		3-1-0		2-1-0				
2-1-0		0-0-0	0-1-0		NEUTRAL		0-0-0		0-0-0		2-0-0				
14-5-0		3-2-0	0-3-0		NON-CONFERENCE		0-0-0		2-0-0		9-1-0				
8-3-0		0-1-0	0-1-0		HOME		0-0-0		1-0-0		7-1-0				
4-2-0		3-1-0	0-0-		AWAY		0-0-0		1-0-0		0-0-0				
2-1-0		0-0-0	0-1-0		NEUTRAL		0-0-0		0-0-0		2-0-0				
6-6-0		0-3-0	0-0-0		CONFERENCE		0-0-0		2-1-0		4-2-0				
2-1-0		0-0-0	0-0-0		HOME		0-0-0		0-0-0		2-1-0				
4-5-0		0-3-0	0-0-0		AWAY		0-0-0		2-1-0		2-1-0				
0-0-0		0-0-0	0-0-0		NEUTRAL		0-0-0		0-0-0		0-0-0				
RPI S	Opponent	Score		RPI S	Opponent	Score		RPI S	Opponent	Score		RPI S	Opponent	Score	
6 A	Florida St.	9	12	27 N	Notre Dame	5	6					116 A	East Tenn. St.	10	9
12 A	Florida	8	3	48 A	Fla. Atlantic	8	9					116 A	East Tenn. St.	2	3
12 A	Florida	7	4	48 H	Fla. Atlantic	0	9					116 A	East Tenn. St.	3	2
12 A	Florida	8	2									136 H	Michigan	11	6
12 H	Florida	3	5									137 A	South Fla.	13	5
20 A	Mercer	6	7									158 N	St. John's (NY)	6	0
20 A	Mercer	3	4									158 N	St. John's (NY)	4	0
20 A	Mercer	3	7									160 A	Kennesaw St.	5	3
												160 A	Kennesaw St.	4	1
												160 A	Kennesaw St.	1	6
												175 H	Manhattan	1	0
												175 H	Manhattan	5	6
												175 H	Manhattan	6	2
												175 H	Manhattan	3	0
												213 H	Bowling Green	7	0
												219 H	Western Mich.	5	2
												219 H	Western Mich.	3	2
												219 H	Western Mich.	10	3
												226 H	Lipscomb	4	3
												226 H	Lipscomb	2	5
												226 H	Lipscomb	8	0
LAST 10 GAMES															
12 H	Florida	3	5	160 A	Kennesaw St.	4	1								
20 A	Mercer	3	7	160 A	Kennesaw St.	5	3								
20 A	Mercer	3	4	160 A	Kennesaw St.	1	6								
20 A	Mercer	6	7	6 A	Florida St.	9	12								
48 H	Fla. Atlantic	0	9	226 H	Lipscomb	4	3								

Non-Div. I Games: Ave Maria

6 8

FGCU



Average RPI Win: 132		WON-LOST RECORD		WINNING PCT. RANK		LAST 10 GAMES		STRENGTH OF SCHEDULE		OPP. STRENGTH OF SCHEDULE		TEAM RPI		ADJ RPI		CONF. RPI		ADJ CONF. RPI	
DIV. I ONLY		21-16-0		.56757 100		3-7-0		8		55		34		.56247 34		2		2	
DIV. I NON-CONF.		15-7-0		.68182 58		2-1-0		21		182		32		.57163 31		2		2	
TOTALS		RPI 1-25		RPI 26-50		W-L RECORDS		RPI 51-100		RPI 101-150		RPI 150+							
21-16-0		3-10-0		1-1-0		OVERALL		3-5-0		6-0-0		8-1-0							
17-8-0		0-3-0		1-0-0		HOME		2-4-0		6-0-0		8-1-0							
3-6-0		3-6-0		0-1-0		AWAY		0-0-0		0-0-0		0-0-0							
1-2-0		0-1-0		0-0-0		NEUTRAL		1-1-0		0-0-0		0-0-0							
15-7-0		1-3-0		1-1-0		NON-CONFERENCE		2-3-0		3-0-0		8-1-0							
13-3-0		0-0-0		1-0-0		HOME		1-2-0		3-0-0		8-1-0							
1-3-0		1-2-0		0-0-		AWAY		0-0-0		0-0-0		0-0-0							
1-2-0		0-1-0		0-0-0		NEUTRAL		1-1-0		0-0-0		0-0-0							
6-9-0		2-7-0		0-0-0		CONFERENCE		1-2-0		3-0-0		0-0-0							
4-5-0		0-3-0		0-0-0		HOME		1-2-0		3-0-0		0-0-0							
2-4-0		2-4-0		0-0-0		AWAY		0-0-0		0-0-0		0-0-0							
0-0-0		0-0-0		0-0-0		NEUTRAL		0-0-0		0-0-0		0-0-0							
RPI S	Opponent	Score		RPI S	Opponent	Score		RPI S	Opponent	Score		RPI S	Opponent	Score					
3 N	North Carolina	2	14	47 A	Sam Houston St.	8	9	55 H	Auburn	5	10	121 H	Texas-Arlington	7	0				
8 H	Mississippi St.	2	3	47 H	Sam Houston St.	4	1	55 H	Auburn	4	6	138 H	Georgia	11	4				
8 H	Mississippi St.	3	9					55 H	Auburn	4	1	138 H	Georgia	4	1				
8 H	Mississippi St.	4	15					60 N	Houston	6	7	138 H	Georgia	2	1				
10 A	Cal St. Fullerton	0	2					72 N	Rice	8	3	143 H	UTSA	11	4				
10 A	Cal St. Fullerton	6	7					79 H	Pepperdine	3	1	150 H	Stephen F. Austin	9	2				
10 A	Cal St. Fullerton	6	1					79 H	Pepperdine	3	5	173 H	Dallas Baptist	2	0				
14 A	Ole Miss	2	1					79 H	Pepperdine	1	2	183 H	Northwestern St.	2	1				
14 A	Ole Miss	2	8									183 H	Northwestern St.	9	5				
14 A	Ole Miss	10	6									194 H	Texas Southern	7	1				
21 A	South Carolina	4	6									205 H	Houston Baptist	6	5				
21 A	South Carolina	2	3									209 H	Ill.-Chicago	5	1				
21 A	South Carolina	3	6									209 H	Ill.-Chicago	0	2				
												209 H	Ill.-Chicago	4	3				
												287 H	Prairie View	8	2				
LAST 10 GAMES																			
47 A	Sam Houston St.	8	9	55 H	Auburn	4	1												
8 H	Mississippi St.	4	15	55 H	Auburn	5	10												
8 H	Mississippi St.	3	9	55 H	Auburn	4	6												
8 H	Mississippi St.	2	3	143 H	UTSA	11	4												
47 H	Sam Houston St.	4	1	21 A	South Carolina	3	6												

Non-Div. I Games:

Texas A&amp;M



Average RPI Win:	157	WON-LOST RECORD	WINNING PCT. RANK	LAST 10 GAMES	STRENGTH OF SCHEDULE	OPP. STRENGTH OF SCHEDULE	TEAM RPI	ADJ RPI	CONF. RPI	ADJ CONF. RPI		
DIV. I ONLY		24-11-0	.68571	42	5-4-0	86	99	35	.56133	35	5	5
DIV. I NON-CONF.		16-4-0	.8	21	1-2-0	87	174	27	.57455	27	6	6
<hr/>												
TOTALS	RPI 1-25	RPI 26-50		W-L RECORDS		RPI 51-100		RPI 101-150		RPI 150+		
24-11-0	0-1-0	2-4-0		OVERALL		2-2-0		5-2-0		15-3-0		
18-4-0	0-1-0	2-1-0		HOME		0-0-0		3-1-0		13-1-0		
6-7-0	0-0-0	0-3-0		AWAY		2-2-0		2-1-0		2-2-0		
0-0-0	0-0-0	0-0-0		NEUTRAL		0-0-0		0-0-0		0-0-0		
16-4-0	0-1-0	0-0-0		NON-CONFERENCE		1-0-0		5-2-0		10-2-0		
13-3-0	0-1-0	0-0-0		HOME		0-0-0		3-1-0		10-1-0		
3-2-0	0-0-0	0-0-		AWAY		1-0-0		2-1-0		0-1-0		
0-0-0	0-0-0	0-0-0		NEUTRAL		0-0-0		0-0-0		0-0-0		
8-7-0	0-0-0	2-4-0		CONFERENCE		1-2-0		0-0-0		5-1-0		
5-1-0	0-0-0	2-1-0		HOME		0-0-0		0-0-0		3-0-0		
3-6-0	0-0-0	0-3-0		AWAY		1-2-0		0-0-0		2-1-0		
0-0-0	0-0-0	0-0-0		NEUTRAL		0-0-0		0-0-0		0-0-0		
RPI	S	Opponent	Score	RPI	S	Opponent	Score	RPI	S	Opponent	Score	
4	H	LSU	2 11	43	A	Middle Tenn.	5 12	70	A	Southeastern La.	9 6	
				43	A	Middle Tenn.	5 7	77	A	Western Ky.	0 3	
				43	A	Middle Tenn.	3 9	77	A	Western Ky.	8 6	
				49	H	Troy	7 6	77	A	Western Ky.	9 10	
				49	H	Troy	9 2					
				49	H	Troy	4 10					

**Non-Div. I Games:**

La.-Lafayette



Average RPI Win: 136		WON-LOST	WINNING	LAST 10	STRENGTH OF		OPP. STRENGTH	TEAM	ADJ	CONF.	ADJ CONF.
Average RPI Loss: 65		RECORD	PCT. RANK	GAMES	SCHEDULE		OF SCHEDULE	RPI	RPI	RPI	RPI
DIV. I ONLY		18-15-0	.54545	119	7-3-0		39	115	36	.56104	36
DIV. I NON-CONF.		13-11-0	.54167	120	5-1-0		56	161	46	.55551	46
TOTALS		RPI 1-25	RPI 26-50		W-L RECORDS		RPI 51-100		RPI 101-150		RPI 150+
18-15-0		0-2-0	1-3-0		OVERALL		10-6-0		0-3-0		7-1-0
8-2-0		0-0-0	0-0-0		HOME		3-1-0		0-0-0		5-1-0
10-13-0		0-2-0	1-3-0		AWAY		7-5-0		0-3-0		2-0-0
0-0-0		0-0-0	0-0-0		NEUTRAL		0-0-0		0-0-0		0-0-0
13-11-0		0-2-0	0-1-0		NON-CONFERENCE		6-4-0		0-3-0		7-1-0
6-1-0		0-0-0	0-0-0		HOME		1-0-0		0-0-0		5-1-0
7-10-0		0-2-0	0-0-0		AWAY		5-4-0		0-3-0		2-0-0
0-0-0		0-0-0	0-0-0		NEUTRAL		0-0-0		0-0-0		0-0-0
5-4-0		0-0-0	1-2-0		CONFERENCE		4-2-0		0-0-0		0-0-0
2-1-0		0-0-0	0-0-0		HOME		2-1-0		0-0-0		0-0-0
3-3-0		0-0-0	1-2-0		AWAY		2-1-0		0-0-0		0-0-0
0-0-0		0-0-0	0-0-0		NEUTRAL		0-0-0		0-0-0		0-0-0
RPI S	Opponent	Score	RPI S	Opponent	Score	RPI S	Opponent	Score	RPI S	Opponent	Score
3 A	North Carolina	2 17	27 A	Notre Dame	4 3	51 A	Rutgers	5 3	116 A	East Tenn. St.	3 7
3 A	North Carolina	0 1	27 A	Notre Dame	2 3	51 A	Rutgers	5 7	116 A	East Tenn. St.	8 9
			27 A	Notre Dame	2 3	51 A	Rutgers	15 1	116 A	East Tenn. St.	3 4
			31 A	San Diego	1 2	57 A	San Diego St.	3 4	175 H	Manhattan	17 7
						57 A	San Diego St.	4 10	175 H	Manhattan	1 2
						57 A	San Diego St.	2 6	190 H	Princeton	5 0
						60 A	Houston	0 4	244 H	Saint Peter's	10 1
						60 A	Houston	15 1	245 A	Wagner	12 5
						60 A	Houston	11 1	283 H	Massachusetts	11 5
						76 H	Connecticut	2 3	283 H	Massachusetts	9 0
						76 H	Connecticut	4 3	290 A	Lafayette	11 2
						76 H	Connecticut	3 0			
						79 A	Pepperdine	9 3			
						79 A	Pepperdine	3 1			
						79 A	Pepperdine	6 2			
						92 H	Rider	9 2			
LAST 10 GAMES											
60 A	Houston	15 1	51 A	Rutgers	5 7						
60 A	Houston	0 4	51 A	Rutgers	15 1						
60 A	Houston	11 1	190 H	Princeton	5 0						
245 A	Wagner	12 5	92 H	Rider	9 2						
51 A	Rutgers	5 3	76 H	Connecticut	2 3						

Non-Div. I Games:

Seton Hall



Average RPI Win: 149		WON-LOST RECORD		WINNING PCT. RANK		LAST 10 GAMES		STRENGTH OF SCHEDULE		OPP. STRENGTH OF SCHEDULE		TEAM RPI		ADJ RPI		CONF. RPI		ADJ CONF. RPI	
DIV. I ONLY		19-17-0		.52778 131		4-6-0		10		36		37		.56089 37		1		1	
DIV. I NON-CONF.		14-4-0		.77778 29		3-1-0		196		155		48		.55416 47		1		1	
TOTALS		RPI 1-25		RPI 26-50		W-L RECORDS		RPI 51-100		RPI 101-150		RPI 150+							
19-17-0		4-14-0		0-0-0		OVERALL		2-2-0		2-0-0		12-2-0							
15-7-0		2-4-0		0-0-0		HOME		2-2-0		1-0-0		10-2-0							
4-10-0		2-10-0		0-0-0		AWAY		0-0-0		1-0-0		2-0-0							
0-0-0		0-0-0		0-0-0		NEUTRAL		0-0-0		0-0-0		0-0-0							
14-4-0		0-3-0		0-0-0		NON-CONFERENCE		1-0-0		2-0-0		12-2-0							
12-2-0		0-0-0		0-0-0		HOME		1-0-0		1-0-0		10-2-0							
3-3-0		0-3-0		0-0-		AWAY		0-0-0		1-0-0		2-0-0							
0-0-0		0-0-0		0-0-0		NEUTRAL		0-0-0		0-0-0		0-0-0							
5-13-0		4-11-0		0-0-0		CONFERENCE		1-2-0		0-0-0		0-0-0							
3-6-0		2-4-0		0-0-0		HOME		1-2-0		0-0-0		0-0-0							
2-7-0		2-7-0		0-0-0		AWAY		0-0-0		0-0-0		0-0-0							
0-0-0		0-0-0		0-0-0		NEUTRAL		0-0-0		0-0-0		0-0-0							
RPI	S	Opponent		Score		RPI	S	Opponent		Score		RPI	S	Opponent		Score			
3	A	North Carolina		4 8				61 H Wake Forest		5 4		124	A	VCU		4 3			
3	A	North Carolina		3 5				61 H Wake Forest		7 8		124	H	VCU		6 5			
3	A	North Carolina		4 12				61 H Wake Forest		4 7		153	H	Marist		9 3			
4	A	LSU		1 5				92 H Rider		6 3		190	H	Princeton		9 2			
4	A	LSU		0 1								190	H	Princeton		9 4			
4	A	LSU		3 14								190	H	Princeton		16 3			
6	H	Florida St.		6 7								190	H	Princeton		6 0			
6	H	Florida St.		5 3								193	A	James Madison		10 5			
6	H	Florida St.		3 4								193	H	James Madison		10 7			
7	A	Virginia		6 7								238	A	George Mason		16 1			
7	A	Virginia		0 5								238	H	George Mason		2 3			
7	A	Virginia		4 2								251	H	Oakland		8 0			
15	H	Miami (FL)		0 1								251	H	Oakland		15 4			
15	H	Miami (FL)		7 2								251	H	Oakland		8 4			
15	H	Miami (FL)		3 5								251	H	Oakland		4 3			
19	A	North Carolina St.		4 9								291	H	Mt. St. Mary's		1 2			
19	A	North Carolina St.		3 2															
19	A	North Carolina St.		2 3															
LAST 10 GAMES																			
291	H	Mt. St. Mary's		1 2		238	A	George Mason		16 1									
124	A	VCU		4 3		124	H	VCU		6 5									
15	H	Miami (FL)		7 2		3	A	North Carolina		4 8									
15	H	Miami (FL)		3 5		3	A	North Carolina		3 5									
15	H	Miami (FL)		0 1		3	A	North Carolina		4 12									

Non-Div. I Games:

Maryland



[illegible]

**Non-Div. I Games:**

Coastal Caro.



Average RPI Win: 123		WON-LOST RECORD	WINNING PCT. RANK	LAST 10 GAMES	STRENGTH OF SCHEDULE	OPP. STRENGTH OF SCHEDULE	TEAM RPI	ADJ RPI		CONF. RPI	ADJ CONF. RPI								
Average RPI Loss: 60																			
DIV. I ONLY		22-16-0	.57895	89	5-5-0	35	27	39	.55783	39	2	2							
DIV. I NON-CONF.		14-8-0	.63636	74	4-0-0	53	91	45	.5561	45	2	2							
<hr/>																			
TOTALS		RPI 1-25		RPI 26-50		W-L RECORDS		RPI 51-100		RPI 101-150		RPI 150+							
22-16-0		0-6-0		3-3-0		OVERALL		5-3-0		10-3-0		5-1-0							
14-6-0		0-0-0		1-2-0		HOME		3-1-0		7-3-0		4-0-0							
8-8-0		0-6-0		2-1-0		AWAY		2-1-0		3-0-0		1-0-0							
0-2-0		0-0-0		0-0-0		NEUTRAL		0-1-0		0-0-0		0-1-0							
14-8-0		0-3-0		2-1-0		NON-CONFERENCE		1-0-0		7-3-0		5-1-0							
12-3-0		0-0-0		0-0-0		HOME		1-0-0		7-3-0		4-0-0							
3-4-0		0-3-0		2-0-		AWAY		0-0-0		0-0-0		1-0-0							
0-1-0		0-0-0		0-0-0		NEUTRAL		0-0-0		0-0-0		0-1-0							
8-8-0		0-3-0		1-2-0		CONFERENCE		4-3-0		3-0-0		0-0-0							
3-3-0		0-0-0		1-2-0		HOME		2-1-0		0-0-0		0-0-0							
5-4-0		0-3-0		0-0-0		AWAY		2-1-0		3-0-0		0-0-0							
0-1-0		0-0-0		0-0-0		NEUTRAL		0-1-0		0-0-0		0-0-0							
RPI	S	Opponent		Score		RPI	S	Opponent		Score		RPI	S	Opponent		Score			
14	A	Ole Miss		2 5		45	H	Arkansas		0 6		55	A	Auburn		3 6			
14	A	Ole Miss		0 6		45	H	Arkansas		1 3		55	A	Auburn		6 2			
14	A	Ole Miss		3 4		45	H	Arkansas		5 0		55	A	Auburn		2 0			
24	A	Louisville		0 6		48	A	Fla. Atlantic		4 2		55	N	Auburn		3 6			
24	A	Louisville		3 4		48	A	Fla. Atlantic		5 2		69	H	Tennessee		6 7			
24	A	Louisville		7 8		48	A	Fla. Atlantic		0 3		69	H	Tennessee		12 1			
												69	H	Tennessee		15 1			
												70	H	Southeastern La.		9 1			
														101	H	Memphis		0 6	
														101	H	Memphis		4 2	
														108	H	Southern Miss.		10 8	
														113	H	Jacksonville St.		6 5	
														128	H	Tulane		12 6	
														128	H	Tulane		0 4	
														128	H	Tulane		2 6	
														135	H	VMI		7 4	
														135	H	VMI		8 3	
														135	H	VMI		10 5	
														138	A	Georgia		3 0	
														138	A	Georgia		6 3	
														138	A	Georgia		6 3	
														176	A	Samford		15 7	
														176	H	Samford		5 4	
														177	H	UAB		7 4	
														177	N	UAB		0 1	
														286	H	Alcorn		7 3	
														286	H	Alcorn		3 2	
<hr/>																			
LAST 10 GAMES																			
177 H UAB						7		4		286 H Alcorn			3		2				
14 A Ole Miss						3		4		45 H Arkansas			5		0				
14 A Ole Miss						2		5		45 H Arkansas			0		6				
14 A Ole Miss						0		6		45 H Arkansas			1		3				
286 H Alcorn						7		3		70 H Southeastern La.			9		1				



Average RPI Win: 162		WON-LOST	WINNING	LAST 10	STRENGTH OF		OPP. STRENGTH	TEAM	ADJ	CONF.	ADJ CONF.
Average RPI Loss: 82		RECORD	PCT. RANK	GAMES	SCHEDULE		OF SCHEDULE	RPI	RPI	RPI	RPI
DIV. I ONLY		23-11-0	.67647	48	6-4-0		116	117	40	.55759	40
DIV. I NON-CONF.		16-6-0	.72727	44	3-1-0		120	228	43	.55892	43
TOTALS		RPI 1-25	RPI 26-50		W-L RECORDS		RPI 51-100		RPI 101-150		RPI 150+
23-11-0		0-1-0	2-4-0		OVERALL		5-5-0		1-0-0		15-2-0
7-3-0		0-0-0	1-2-0		HOME		2-1-0		1-0-0		3-0-0
8-5-0		0-0-0	1-1-0		AWAY		3-3-0		0-0-0		4-2-0
8-3-0		0-1-0	0-1-0		NEUTRAL		0-1-0		0-0-0		8-0-0
16-6-0		0-1-0	1-2-0		NON-CONFERENCE		2-2-0		1-0-0		12-2-0
6-1-0		0-0-0	0-0-0		HOME		2-1-0		1-0-0		3-0-0
2-3-0		0-0-0	1-0-		AWAY		0-0-0		0-0-0		1-2-0
8-3-0		0-1-0	0-1-0		NEUTRAL		0-1-0		0-0-0		8-0-0
7-5-0		0-0-0	1-2-0		CONFERENCE		3-3-0		0-0-0		3-0-0
1-2-0		0-0-0	1-2-0		HOME		0-0-0		0-0-0		0-0-0
6-3-0		0-0-0	0-0-0		AWAY		3-3-0		0-0-0		3-0-0
0-0-0		0-0-0	0-0-0		NEUTRAL		0-0-0		0-0-0		0-0-0
RPI S	Opponent	Score	RPI S	Opponent	Score	RPI S	Opponent	Score	RPI S	Opponent	Score
20 N	Mercer	5 6	26 H	Michigan St.	8 3	68 A	Nebraska	6 5	115 H	West Virginia	9 0
			26 H	Michigan St.	2 7	68 A	Nebraska	2 11	158 N	St. John's (NY)	3 1
			26 H	Michigan St.	7 8	68 A	Nebraska	7 4	164 N	South Dakota St.	10 2
			27 N	Notre Dame	3 13	76 N	Connecticut	2 5	164 N	South Dakota St.	5 2
			38 A	Coastal Caro.	1 3	85 A	Minnesota	0 7	180 H	Miami (OH)	1 0
			38 A	Coastal Caro.	3 2	85 A	Minnesota	0 1	181 N	Central Mich.	8 1
						85 A	Minnesota	5 2	182 A	Purdue	10 1
						96 H	Bryant	4 1	182 A	Purdue	7 0
						96 H	Bryant	2 3	182 A	Purdue	8 3
						96 H	Bryant	6 4	187 A	Stetson	2 3
									198 A	Charleston So.	6 3
									207 H	Marshall	5 0
									241 N	Ball St.	5 3
									252 H	Youngstown St.	3 0
									253 A	Cincinnati	3 5
									256 N	Harvard	11 0
									291 N	Mt. St. Mary's	13 4
									291 N	Mt. St. Mary's	13 2
LAST 10 GAMES											
253 A	Cincinnati	3 5	115 H	West Virginia	9 0						
68 A	Nebraska	7 4	85 A	Minnesota	0 1						
68 A	Nebraska	6 5	85 A	Minnesota	5 2						
68 A	Nebraska	2 11	85 A	Minnesota	0 7						
207 H	Marshall	5 0	180 H	Miami (OH)	1 0						

Non-Div. I Games:

Ohio St.



Average RPI Win:		99	WON-LOST RECORD		WINNING PCT. RANK		LAST 10 GAMES		STRENGTH OF SCHEDULE		OPP. STRENGTH OF SCHEDULE		TEAM RPI		ADJ RPI		CONF. RPI		ADJ CONF. RPI	
Average RPI Loss:		79																		
DIV. I ONLY			23-9-0		.71875		25		7-3-0		175		4		41		.55617		41	
DIV. I NON-CONF.			18-5-0		.78261		28		2-1-0		143		2		22		.58041		22	
TOTALS		RPI 1-25			RPI 26-50			W-L RECORDS			RPI 51-100			RPI 101-150			RPI 150+			
23-9-0		0-1-0			2-0-0			OVERALL			14-8-0			1-0-0			6-1-0			
18-4-0		0-1-0			0-0-0			HOME			12-3-0			0-0-0			6-1-0			
5-5-0		0-0-0			2-0-0			AWAY			2-5-0			1-0-0			0-0-0			
0-0-0		0-0-0			0-0-0			NEUTRAL			0-0-0			0-0-0			0-0-0			
18-5-0		0-1-0			2-0-0			NON-CONFERENCE			12-4-0			1-0-0			3-1-0			
13-4-0		0-1-0			0-0-0			HOME			10-2-0			0-0-0			3-1-0			
5-2-0		0-0-0			2-0-			AWAY			2-2-0			1-0-0			0-0-0			
0-0-0		0-0-0			0-0-0			NEUTRAL			0-0-0			0-0-0			0-0-0			
5-4-0		0-0-0			0-0-0			CONFERENCE			2-4-0			0-0-0			3-0-0			
5-1-0		0-0-0			0-0-0			HOME			2-1-0			0-0-0			3-0-0			
0-3-0		0-0-0			0-0-0			AWAY			0-3-0			0-0-0			0-0-0			
0-0-0		0-0-0			0-0-0			NEUTRAL			0-0-0			0-0-0			0-0-0			
RPI	S	Opponent			Score		RPI	S	Opponent			Score		RPI	S	Opponent			Score	
23	H	UCLA			4	6	31	A	San Diego			11	3	57	H	San Diego St.			4	2
							42	A	Loyola Marymount			10	3	62	H	Baylor			6	4
													62	H	Baylor			5	0	
													62	H	Baylor			15	3	
													64	A	BYU			8	3	
													64	A	BYU			1	3	
													64	A	BYU			3	6	
													68	H	Nebraska			1	4	
													68	H	Nebraska			2	0	
													68	H	Nebraska			2	1	
													74	A	UC Riverside			5	7	
													74	A	UC Riverside			3	4	
													74	A	UC Riverside			2	3	
													87	H	California			5	3	
													87	H	California			6	8	
													87	H	California			4	3	
													87	H	California			9	1	
													88	A	CSU Bakersfield			5	4	
													88	H	CSU Bakersfield			6	1	
													97	H	Cal St. Northridge			4	3	
LAST 10 GAMES																				

Non-Div. I Games:

UC Irvine



RPI	S	Opponent	Score	
97	H	Cal St. Northridge	1	2
97	H	Cal St. Northridge	2	0
171	H	Hawaii	9	0
171	H	Hawaii	4	1
171	H	Hawaii	4	1
123	A	Southern California	3	1
74	A	UC Riverside	2	3

U  
C  
I  
r  
v  
i  
n  
e

U  
C  
I  
r  
v  
i  
n  
e



Average RPI Win:		104	WON-LOST RECORD		WINNING PCT. RANK		LAST 10 GAMES		STRENGTH OF SCHEDULE		OPP. STRENGTH OF SCHEDULE		TEAM RPI		ADJ RPI		CONF. RPI		ADJ CONF. RPI				
DIV. I ONLY			18-17-0		.51429 145		6-4-0		29		56		42		.5553 42		12		12				
DIV. I NON-CONF.			11-12-0		.47826 152		3-3-0		24		36		44		.55763 44		8		8				
TOTALS		RPI 1-25		RPI 26-50		W-L RECORDS		RPI 51-100		RPI 101-150		RPI 150+											
18-17-0		3-4-0		2-2-0		OVERALL		5-5-0		4-5-0		4-2-0											
8-4-0		0-0-0		2-2-0		HOME		3-1-0		3-2-0		0-0-0											
8-12-0		3-4-0		0-0-0		AWAY		2-4-0		1-3-0		2-1-0											
2-1-0		0-0-0		0-0-0		NEUTRAL		0-0-0		0-0-0		2-1-0											
11-12-0		3-4-0		0-1-0		NON-CONFERENCE		2-2-0		4-5-0		2-1-0											
4-3-0		0-0-0		0-1-0		HOME		1-0-0		3-2-0		0-0-0											
5-9-0		3-4-0		0-0-		AWAY		1-2-0		1-3-0		0-0-0											
2-1-0		0-0-0		0-0-0		NEUTRAL		0-0-0		0-0-0		2-1-0											
7-5-0		0-0-0		2-1-0		CONFERENCE		3-3-0		0-0-0		2-1-0											
4-2-0		0-0-0		2-1-0		HOME		2-1-0		0-0-0		0-0-0											
3-3-0		0-0-0		0-0-0		AWAY		1-2-0		0-0-0		2-1-0											
0-0-0		0-0-0		0-0-0		NEUTRAL		0-0-0		0-0-0		0-0-0											
RPI	S	Opponent		Score		RPI	S	Opponent		Score		RPI	S	Opponent		Score							
5	A	Oregon		7	2	31	H	San Diego		4	0	71	H	Gonzaga		1	2	104	H	Utah		3	6
5	A	Oregon		1	6	31	H	San Diego		3	1	71	H	Gonzaga		7	4	104	H	Utah		1	0
5	A	Oregon		1	6	31	H	San Diego		2	4	71	H	Gonzaga		9	2	104	H	Utah		11	2
10	A	Cal St. Fullerton		3	2	41	H	UC Irvine		3	10	74	A	UC Riverside		4	6	118	A	Oklahoma St.		1	2
23	A	UCLA		0	2							74	H	UC Riverside		10	3	118	A	Oklahoma St.		3	4
23	A	UCLA		1	3							79	A	Pepperdine		1	11	118	A	Oklahoma St.		5	2
23	A	UCLA		4	1							79	A	Pepperdine		3	0	123	A	Southern California		1	2
												79	A	Pepperdine		3	4	123	H	Southern California		2	5
												91	A	UNLV		5	6	131	H	Long Beach St.		4	1
												97	A	Cal St. Northridge		9	7	171	N	Hawaii		3	8
																		171	N	Hawaii		9	0
																		223	N	Bradley		23	10
																		266	A	St. Mary's (CA)		0	2
																		266	A	St. Mary's (CA)		4	2
																		266	A	St. Mary's (CA)		6	1
LAST 10 GAMES																							
123	H	Southern California		2	5	31	H	San Diego		3	1												
23	A	UCLA		4	1	31	H	San Diego		2	4												
23	A	UCLA		1	3	31	H	San Diego		4	0												
23	A	UCLA		0	2	97	A	Cal St. Northridge		9	7												
74	H	UC Riverside		10	3	71	H	Gonzaga		9	2												

Non-Div. I Games:

Loyola Marymount



Average RPI Win:		114	WON-LOST RECORD		WINNING PCT. RANK	LAST 10 GAMES		STRENGTH OF SCHEDULE		OPP. STRENGTH OF SCHEDULE	TEAM RPI	ADJ RPI	CONF. RPI	ADJ CONF. RPI			
Average RPI Loss:		93															
DIV. I ONLY			20-18-0		.52632	139	5-5-0		13	116	43	.55451	43	5	5		
DIV. I NON-CONF.			14-9-0		.6087	87	2-1-0		18	158	38	.56171	38	6	6		
TOTALS		RPI 1-25		RPI 26-50		W-L RECORDS		RPI 51-100		RPI 101-150		RPI 150+					
20-18-0		1-1-0		4-6-0		OVERALL		4-5-0		5-3-0		7-3-0					
14-7-0		1-0-0		3-1-0		HOME		1-2-0		3-1-0		7-3-0					
4-11-0		0-1-0		1-5-0		AWAY		1-3-0		2-2-0		0-0-0					
2-0-0		0-0-0		0-0-0		NEUTRAL		2-0-0		0-0-0		0-0-0					
14-9-0		1-1-0		0-1-0		NON-CONFERENCE		4-2-0		5-3-0		5-2-0					
10-6-0		1-0-0		0-1-0		HOME		1-2-0		3-1-0		5-2-0					
3-3-0		0-1-0		0-0-		AWAY		1-0-0		2-2-0		0-0-0					
2-0-0		0-0-0		0-0-0		NEUTRAL		2-0-0		0-0-0		0-0-0					
6-9-0		0-0-0		4-5-0		CONFERENCE		0-3-0		0-0-0		2-1-0					
5-1-0		0-0-0		3-0-0		HOME		0-0-0		0-0-0		2-1-0					
1-8-0		0-0-0		1-5-0		AWAY		0-3-0		0-0-0		0-0-0					
0-0-0		0-0-0		0-0-0		NEUTRAL		0-0-0		0-0-0		0-0-0					
RPI	S	Opponent		Score		RPI	S	Opponent		Score		RPI	S	Opponent		Score	
2	A	Vanderbilt		3	12	30	H	Austin Peay		2	5	53	N	Indiana St.		8	1
2	H	Vanderbilt		4	1	35	H	La.-Lafayette		7	5	55	A	Auburn		2	1
						35	H	La.-Lafayette		9	3	56	N	Col. of Charleston		4	3
						35	H	La.-Lafayette		12	5	66	H	Xavier		4	8
						48	A	Fla. Atlantic		3	5	66	H	Xavier		0	12
						48	A	Fla. Atlantic		3	2	66	H	Xavier		24	4
						48	A	Fla. Atlantic		3	8	77	A	Western Ky.		5	6
						49	A	Troy		3	5	77	A	Western Ky.		2	12
						49	A	Troy		0	3	77	A	Western Ky.		7	9
						49	A	Troy		2	3						
								LAST 10 GAMES									
						120	H	Belmont		12	9	202	H	UALR		8	6
						48	A	Fla. Atlantic		3	8	202	H	UALR		14	6
						48	A	Fla. Atlantic		3	5	202	H	UALR		1	11
						48	A	Fla. Atlantic		3	2	2	A	Vanderbilt		3	12
						142	H	Tennessee Tech		12	9	49	A	Troy		3	5

Non-Div. I Games:

Middle Tenn.



Average RPI Win: 186		WON-LOST RECORD		WINNING PCT. RANK		LAST 10 GAMES		STRENGTH OF SCHEDULE		OPP. STRENGTH OF SCHEDULE		TEAM RPI		ADJ RPI		CONF. RPI		ADJ CONF. RPI	
DIV. I ONLY		26-9-0		.74286 17		7-3-0		194		104		44		.55437 44		10		10	
DIV. I NON-CONF.		20-3-0		.86957 8		1-0-0		173		194		15		.59256 15		12		12	
TOTALS		RPI 1-25		RPI 26-50		W-L RECORDS		RPI 51-100		RPI 101-150		RPI 150+							
26-9-0		2-2-0		1-0-0		OVERALL		2-1-0		3-4-0		18-2-0							
17-2-0		0-0-0		1-0-0		HOME		2-1-0		0-0-0		14-1-0							
9-7-0		2-2-0		0-0-0		AWAY		0-0-0		3-4-0		4-1-0							
0-0-0		0-0-0		0-0-0		NEUTRAL		0-0-0		0-0-0		0-0-0							
20-3-0		2-2-0		1-0-0		NON-CONFERENCE		0-0-0		3-1-0		14-0-0							
13-0-0		0-0-0		1-0-0		HOME		0-0-0		0-0-0		12-0-0							
7-3-0		2-2-0		0-0-		AWAY		0-0-0		3-1-0		2-0-0							
0-0-0		0-0-0		0-0-0		NEUTRAL		0-0-0		0-0-0		0-0-0							
6-6-0		0-0-0		0-0-0		CONFERENCE		2-1-0		0-3-0		4-2-0							
4-2-0		0-0-0		0-0-0		HOME		2-1-0		0-0-0		2-1-0							
2-4-0		0-0-0		0-0-0		AWAY		0-0-0		0-3-0		2-1-0							
0-0-0		0-0-0		0-0-0		NEUTRAL		0-0-0		0-0-0		0-0-0							
RPI S	Opponent	Score		RPI S	Opponent	Score		RPI S	Opponent	Score		RPI S	Opponent	Score					
2 A	Vanderbilt	2	10	50 H	Kansas	9	3	86 H	Lamar	10	0	108 A	Southern Miss.	1	2				
8 A	Mississippi St.	7	5					86 H	Lamar	2	3	108 A	Southern Miss.	14	3				
8 A	Mississippi St.	7	3					86 H	Lamar	12	7	108 A	Southern Miss.	3	1				
8 A	Mississippi St.	2	4									118 A	Oklahoma St.	11	3				
												144 A	Oral Roberts	3	4				
												144 A	Oral Roberts	2	3				
												144 A	Oral Roberts	1	8				
												156 H	Nicholls St.	1	2				
												156 H	Nicholls St.	7	6				
												156 H	Nicholls St.	5	4				
												169 H	Wichita St.	6	3				
												183 A	Northwestern St.	7	4				
												183 A	Northwestern St.	2	1				
												183 A	Northwestern St.	0	1				
												208 A	Ark.-Pine Bluff	6	1				
												208 H	Ark.-Pine Bluff	6	3				
												259 H	Jackson St.	19	4				
												259 H	Jackson St.	13	0				
												264 H	New Orleans	4	3				
												264 H	New Orleans	11	1				
												268 A	Grambling	10	1				
												268 H	Grambling	30	0				
												272 H	Murray St.	13	1				
												272 H	Murray St.	10	1				
												272 H	Murray St.	6	5				
												295 H	Mississippi Val.	19	3				
												295 H	Mississippi Val.	7	1				
LAST 10 GAMES				156 H	Nicholls St.	7	6	183 A	Northwestern St.	2	1	272 H	Murray St.	13	1				
				156 H	Nicholls St.	1	2	183 A	Northwestern St.	0	1	272 H	Murray St.	10	1				
				156 H	Nicholls St.	5	4	86 H	Lamar	2	3	272 H	Murray St.	6	5				
				268 H	Grambling	30	0	86 H	Lamar	12	7	295 H	Mississippi Val.	19	3				
				183 A	Northwestern St.	7	4	86 H	Lamar	10	0	295 H	Mississippi Val.	7	1				

Non-Div. I Games:

Central Ark.



Average RPI Win: 135		WON-LOST	WINNING	LAST 10	STRENGTH OF		OPP. STRENGTH	TEAM	ADJ		CONF.	ADJ CONF.			
Average RPI Loss: 61		RECORD	PCT. RANK	GAMES	SCHEDULE		OF SCHEDULE	RPI	RPI		RPI	RPI			
DIV. I ONLY		25-12-0	.67568	50	4-6-0		73	25	45	.55401	45	2	2		
DIV. I NON-CONF.		16-6-0	.72727	44	1-3-0		290	72	195	.47835	194	2	2		
TOTALS		RPI 1-25	RPI 26-50		W-L RECORDS		RPI 51-100		RPI 101-150		RPI 150+				
25-12-0		7-7-0	2-1-0		OVERALL		5-4-0		0-0-0		11-2-0				
19-7-0		4-5-0	0-0-0		HOME		5-1-0		0-0-0		10-1-0				
5-1-0		3-0-0	2-1-0		AWAY		0-2-0		0-0-0		0-0-0				
1-4-0		0-2-0	0-0-0		NEUTRAL		0-1-0		0-0-0		1-1-0				
16-6-0		0-2-0	0-0-0		NON-CONFERENCE		5-4-0		0-0-0		11-2-0				
15-2-0		0-0-0	0-0-0		HOME		5-1-0		0-0-0		10-1-0				
0-2-0		0-0-0	0-0-		AWAY		0-2-0		0-0-0		0-0-0				
1-4-0		0-2-0	0-0-0		NEUTRAL		0-1-0		0-0-0		1-1-0				
9-6-0		7-5-0	2-1-0		CONFERENCE		0-0-0		0-0-0		0-0-0				
4-5-0		4-5-0	0-0-0		HOME		0-0-0		0-0-0		0-0-0				
5-1-0		3-0-0	2-1-0		AWAY		0-0-0		0-0-0		0-0-0				
0-0-0		0-0-0	0-0-0		NEUTRAL		0-0-0		0-0-0		0-0-0				
RPI S	Opponent	Score		RPI S	Opponent	Score		RPI S	Opponent	Score		RPI S	Opponent	Score	
4 H	LSU	8	3	39 A	Alabama	3	1	57 H	San Diego St.	8	2	201 N	Pacific	3	4
4 H	LSU	2	6	39 A	Alabama	0	5	57 H	San Diego St.	4	1	228 H	Evansville	5	2
4 H	LSU	3	5	39 A	Alabama	6	0	57 H	San Diego St.	4	3	228 H	Evansville	10	2
8 H	Mississippi St.	1	4					57 H	San Diego St.	2	0	228 H	Evansville	10	4
8 H	Mississippi St.	5	4					68 A	Nebraska	2	4	246 H	Western Ill.	9	1
8 H	Mississippi St.	3	1					68 A	Nebraska	0	3	246 H	Western Ill.	5	7
9 N	Arizona St.	2	3					71 N	Gonzaga	0	3	246 H	Western Ill.	7	2
9 N	Arizona St.	1	3					98 H	New Mexico	4	3	264 H	New Orleans	14	0
14 H	Ole Miss	10	1					98 H	New Mexico	0	3	264 H	New Orleans	3	0
14 H	Ole Miss	1	7									293 H	Alabama A&M	20	2
14 H	Ole Miss	4	6									293 H	Alabama A&M	13	0
21 A	South Carolina	5	3									295 H	Mississippi Val.	6	0
21 A	South Carolina	15	3									295 N	Mississippi Val.	2	1
21 A	South Carolina	4	2												
LAST 10 GAMES															
68 A	Nebraska	2	4	98 H	New Mexico	4	3								
68 A	Nebraska	0	3	98 H	New Mexico	0	3								
4 H	LSU	3	5	39 A	Alabama	0	5								
4 H	LSU	8	3	39 A	Alabama	6	0								
4 H	LSU	2	6	39 A	Alabama	3	1								

Non-Div. I Games:

Arkansas



Average RPI Win:		113	WON-LOST RECORD		WINNING PCT. RANK		LAST 10 GAMES		STRENGTH OF SCHEDULE		OPP. STRENGTH OF SCHEDULE		TEAM RPI		ADJ RPI		CONF. RPI		ADJ CONF. RPI				
DIV. I ONLY			19-15-0		.55882 106		4-6-0		21		72		46		.5535 46		4		4				
DIV. I NON-CONF.			15-7-0		.68182 58		2-0-0		57		52		31		.5723 30		4		4				
TOTALS		RPI 1-25		RPI 26-50		W-L RECORDS		RPI 51-100		RPI 101-150		RPI 150+											
19-15-0		1-2-0		1-3-0		OVERALL		8-2-0		6-8-0		4-0-0											
15-6-0		1-2-0		0-1-0		HOME		6-0-0		5-3-0		4-0-0											
4-9-0		0-0-0		1-2-0		AWAY		2-2-0		1-5-0		0-0-0											
0-0-0		0-0-0		0-0-0		NEUTRAL		0-0-0		0-0-0		0-0-0											
15-7-0		0-0-0		0-1-0		NON-CONFERENCE		8-2-0		4-4-0		4-0-0											
14-2-0		0-0-0		0-1-0		HOME		6-0-0		4-1-0		4-0-0											
2-5-0		0-0-0		0-0-		AWAY		2-2-0		0-3-0		0-0-0											
0-0-0		0-0-0		0-0-0		NEUTRAL		0-0-0		0-0-0		0-0-0											
4-8-0		1-2-0		1-2-0		CONFERENCE		0-0-0		2-4-0		0-0-0											
2-4-0		1-2-0		0-0-0		HOME		0-0-0		1-2-0		0-0-0											
2-4-0		0-0-0		1-2-0		AWAY		0-0-0		1-2-0		0-0-0											
0-0-0		0-0-0		0-0-0		NEUTRAL		0-0-0		0-0-0		0-0-0											
RPI	S	Opponent		Score		RPI	S	Opponent		Score		RPI	S	Opponent		Score							
22	H	Oklahoma		1	2	47	H	Sam Houston St.		3	5	60	A	Houston		3	4	103	H	Texas Tech		2	4
22	H	Oklahoma		2	4	50	A	Kansas		2	1	68	H	Nebraska		2	0	103	H	Texas Tech		0	1
22	H	Oklahoma		1	0	50	A	Kansas		3	4	68	H	Nebraska		8	2	103	H	Texas Tech		2	1
						50	A	Kansas		6	7	68	H	Nebraska		4	3	107	H	Sacramento St.		6	3
												85	A	Minnesota		5	4	107	H	Sacramento St.		6	5
												85	A	Minnesota		1	5	107	H	Sacramento St.		3	5
												85	A	Minnesota		6	3	118	A	Oklahoma St.		8	5
												94	H	UC Santa Barbara		11	6	118	A	Oklahoma St.		3	8
												94	H	UC Santa Barbara		5	1	118	A	Oklahoma St.		4	5
												94	H	UC Santa Barbara		3	2	119	A	Stanford		2	6
																		119	A	Stanford		0	2
																		119	A	Stanford		1	2
																		121	H	Texas-Arlington		2	1
																		144	H	Oral Roberts		4	3
																		166	H	Texas St.		12	5
																		166	H	Texas St.		5	3
																		248	H	Tex.-Pan American		6	1
																		248	H	Tex.-Pan American		6	1
						LAST 10 GAMES																	
						248	H	Tex.-Pan American		6	1	22	H	Oklahoma		2	4						
						50	A	Kansas		3	4	22	H	Oklahoma		1	0						
						50	A	Kansas		2	1	22	H	Oklahoma		1	2						
						50	A	Kansas		6	7	118	A	Oklahoma St.		3	8						
						166	H	Texas St.		12	5	118	A	Oklahoma St.		4	5						

Non-Div. I Games:

Texas



Average RPI Win:	130	WON-LOST RECORD	WINNING PCT. RANK	LAST 10 GAMES	STRENGTH OF SCHEDULE	OPP. STRENGTH OF SCHEDULE	TEAM RPI	ADJ RPI	CONF. RPI	ADJ CONF. RPI	
Average RPI Loss:	107										
DIV. I ONLY	20-15-0	.57143	94	7-3-0	27	135	47	.55303	47	10	10
DIV. I NON-CONF.	12-11-0	.52174	127	3-1-0	47	76	78	.53474	78	12	12
<hr/>											
TOTALS	RPI 1-25	RPI 26-50		W-L RECORDS		RPI 51-100		RPI 101-150		RPI 150+	
20-15-0	0-0-0	2-1-0		OVERALL		6-7-0		6-4-0		8-3-0	
11-7-0	0-0-0	1-0-0		HOME		2-4-0		4-2-0		6-1-0	
9-6-0	0-0-0	1-1-0		AWAY		4-2-0		2-1-0		2-2-0	
0-2-0	0-0-0	0-0-0		NEUTRAL		0-1-0		0-1-0		0-0-0	
12-11-0	0-0-0	2-1-0		NON-CONFERENCE		5-5-0		2-2-0		5-3-0	
8-6-0	0-0-0	1-0-0		HOME		2-4-0		2-1-0		3-1-0	
6-3-0	0-0-0	1-0-		AWAY		3-0-0		0-0-0		2-2-0	
0-2-0	0-0-0	0-0-0		NEUTRAL		0-1-0		0-1-0		0-0-0	
8-4-0	0-0-0	0-0-0		CONFERENCE		1-2-0		4-2-0		3-0-0	
5-1-0	0-0-0	0-0-0		HOME		0-0-0		2-1-0		3-0-0	
3-3-0	0-0-0	0-0-0		AWAY		1-2-0		2-1-0		0-0-0	
0-0-0	0-0-0	0-0-0		NEUTRAL		0-0-0		0-0-0		0-0-0	
RPI	S	Opponent	Score	RPI	S	Opponent	Score	RPI	S	Opponent	Score
34	A	Texas A&M	1 4	60	A	Houston	4 1	112	H	Arkansas St.	3 5
34	H	Texas A&M	9 8	60	H	Houston	3 6	112	H	Arkansas St.	11 6
46	A	Texas	5 3	62	A	Baylor	4 2	112	H	Arkansas St.	8 1
				62	H	Baylor	1 4	128	N	Tulane	0 2
				72	A	Rice	3 0	130	H	A&M-Corpus Christi	5 3
				72	H	Rice	9 3	130	H	A&M-Corpus Christi	5 0
				76	H	Connecticut	0 8	130	H	A&M-Corpus Christi	5 6
				76	H	Connecticut	5 6	150	A	Stephen F. Austin	0 2
				76	H	Connecticut	6 4	150	A	Stephen F. Austin	5 3
				78	N	Missouri St.	2 3	150	A	Stephen F. Austin	14 4
				86	A	Lamar	1 5	166	A	Texas St.	10 9
				86	A	Lamar	8 19	173	A	Dallas Baptist	7 8
				86	A	Lamar	7 4	173	A	Dallas Baptist	4 18
								173	A	Dallas Baptist	12 8
								174	H	La.-Monroe	7 3
								174	H	La.-Monroe	4 2
								174	H	La.-Monroe	1 2
								196	H	McNeese St.	5 2
								196	H	McNeese St.	5 2
								196	H	McNeese St.	12 2
								287	H	Prairie View	12 8
LAST 10 GAMES				LAST 10 GAMES							
287	H	Prairie View	12 8	34	A	Texas A&M	1 4				
34	H	Texas A&M	9 8	196	H	McNeese St.	12 2				
86	A	Lamar	1 5	196	H	McNeese St.	5 2				
86	A	Lamar	7 4	196	H	McNeese St.	5 2				
86	A	Lamar	8 19	60	A	Houston	4 1				

Non-Div. I Games:

Sam Houston St.



Average RPI Win: 125		WON-LOST RECORD		WINNING PCT. RANK		LAST 10 GAMES		STRENGTH OF SCHEDULE		OPP. STRENGTH OF SCHEDULE		TEAM RPI		ADJ RPI		CONF. RPI		ADJ CONF. RPI					
DIV. I ONLY		23-12-0		.65714		55		6-3-0		95		29		48		.55099		48		5		5	
DIV. I NON-CONF.		13-7-0		.65		69		2-0-0		161		62		95		.52636		95		6		6	
TOTALS		RPI 1-25		RPI 26-50		W-L RECORDS		RPI 51-100		RPI 101-150		RPI 150+											
23-12-0		4-2-0		5-4-0		OVERALL		2-1-0		5-2-0		8-3-0											
15-7-0		3-1-0		4-3-0		HOME		2-1-0		1-1-0		5-1-0											
7-4-0		1-0-0		1-1-0		AWAY		0-0-0		3-1-0		3-2-0											
1-1-0		0-1-0		0-0-0		NEUTRAL		0-0-0		1-0-0		0-0-0											
13-7-0		1-2-0		3-3-0		NON-CONFERENCE		0-0-0		3-1-0		7-1-0											
8-5-0		0-1-0		2-2-0		HOME		0-0-0		1-1-0		5-1-0											
5-1-0		1-0-0		1-0-		AWAY		0-0-0		1-0-0		2-0-0											
1-1-0		0-1-0		0-0-0		NEUTRAL		0-0-0		1-0-0		0-0-0											
10-5-0		3-0-0		2-1-0		CONFERENCE		2-1-0		2-1-0		1-2-0											
7-2-0		3-0-0		2-1-0		HOME		2-1-0		0-0-0		0-0-0											
3-3-0		0-0-0		0-0-0		AWAY		0-0-0		2-1-0		1-2-0											
0-0-0		0-0-0		0-0-0		NEUTRAL		0-0-0		0-0-0		0-0-0											
RPI	S	Opponent		Score		RPI	S	Opponent		Score		RPI	S	Opponent		Score							
15	A	Miami (FL)		6	1	33	A	FGCU		9	0	100	H	FIU		6	0						
15	H	Miami (FL)		4	5	33	H	FGCU		9	8	100	H	FIU		1	12						
16	H	South Ala.		3	0	38	A	Coastal Caro.		1	4	100	H	FIU		6	5						
16	H	South Ala.		6	3	39	H	Alabama		2	4												
16	H	South Ala.		7	6	39	H	Alabama		2	5												
19	N	North Carolina St.		1	2	39	H	Alabama		3	0												
						43	H	Middle Tenn.		8	3												
						43	H	Middle Tenn.		2	3												
						43	H	Middle Tenn.		5	3												
						LAST 10 GAMES																	
						147	A	UCF		10	2	174	A	La.-Monroe		4	8						
						43	H	Middle Tenn.		8	3	174	A	La.-Monroe		5	8						
						43	H	Middle Tenn.		5	3	174	A	La.-Monroe		8	6						
						43	H	Middle Tenn.		2	3	16	H	South Ala.		3	0						
						33	A	FGCU		9	0	16	H	South Ala.		7	6						

Non-Div. I Games: Lynn 7 6

Fla. Atlantic



Average RPI Win: 160		WON-LOST RECORD		WINNING PCT. RANK		LAST 10 GAMES		STRENGTH OF SCHEDULE		OPP. STRENGTH OF SCHEDULE		TEAM RPI		ADJ RPI		CONF. RPI		ADJ CONF. RPI	
Average RPI Loss: 96																			
DIV. I ONLY		24-11-0		.68571 42		6-4-0		139		54		49		.54972 49		5		5	
DIV. I NON-CONF.		16-4-0		.8 21		4-0-0		244		153		82		.53307 82		6		6	
TOTALS		RPI 1-25		RPI 26-50		W-L RECORDS		RPI 51-100		RPI 101-150		RPI 150+							
24-11-0		1-2-0		4-2-0		OVERALL		3-3-0		5-1-0		13-3-0							
17-4-0		1-2-0		3-0-0		HOME		2-0-0		3-1-0		10-1-0							
6-6-0		0-0-0		1-2-0		AWAY		1-2-0		1-0-0		3-2-0							
1-1-0		0-0-0		0-0-0		NEUTRAL		0-1-0		1-0-0		0-0-0							
16-4-0		0-0-0		0-0-0		NON-CONFERENCE		2-1-0		5-1-0		11-2-0							
15-2-0		0-0-0		0-0-0		HOME		2-0-0		3-1-0		10-1-0							
2-1-0		0-0-0		0-0-		AWAY		0-0-0		1-0-0		1-1-0							
1-1-0		0-0-0		0-0-0		NEUTRAL		0-1-0		1-0-0		0-0-0							
8-7-0		1-2-0		4-2-0		CONFERENCE		1-2-0		0-0-0		2-1-0							
4-2-0		1-2-0		3-0-0		HOME		0-0-0		0-0-0		0-0-0							
4-5-0		0-0-0		1-2-0		AWAY		1-2-0		0-0-0		2-1-0							
0-0-0		0-0-0		0-0-0		NEUTRAL		0-0-0		0-0-0		0-0-0							
RPI S	Opponent	Score		RPI S	Opponent	Score		RPI S	Opponent	Score		RPI S	Opponent	Score					
16 H	South Ala.	10	11	35 A	La.-Lafayette	2	9	55 H	Auburn	11	2	103 N	Texas Tech	10	3				
16 H	South Ala.	8	7	35 A	La.-Lafayette	6	7	70 H	Southeastern La.	3	1	108 H	Southern Miss.	4	12				
16 H	South Ala.	5	7	35 A	La.-Lafayette	10	4	76 N	Connecticut	8	13	108 H	Southern Miss.	8	3				
				43 H	Middle Tenn.	3	0	77 A	Western Ky.	6	7	108 H	Southern Miss.	6	3				
				43 H	Middle Tenn.	3	2	77 A	Western Ky.	11	3	113 A	Jacksonville St.	13	5				
				43 H	Middle Tenn.	5	3	77 A	Western Ky.	4	5	113 H	Jacksonville St.	8	4				
												174 A	La.-Monroe	10	0				
												174 A	La.-Monroe	2	4				
												174 A	La.-Monroe	10	6				
												176 A	Samford	15	4				
												177 H	UAB	3	9				
												237 H	Hartford	9	5				
												237 H	Hartford	8	1				
												259 H	Jackson St.	7	2				
												269 A	Alabama St.	3	4				
												269 H	Alabama St.	10	3				
												281 H	Florida A&M	12	2				
												281 H	Florida A&M	22	5				
												281 H	Florida A&M	8	2				
												281 H	Florida A&M	11	1				
												293 H	Alabama A&M	13	1				
												293 H	Alabama A&M	15	7				
				LAST 10 GAMES															
				293 H	Alabama A&M	15	7	176 A	Samford	15	4								
				293 H	Alabama A&M	13	1	113 H	Jacksonville St.	8	4								
				77 A	Western Ky.	6	7	35 A	La.-Lafayette	10	4								
				77 A	Western Ky.	4	5	35 A	La.-Lafayette	2	9								
				77 A	Western Ky.	11	3	35 A	La.-Lafayette	6	7								

Non-Div. I Games:

Troy



Average RPI Win:	155	WON-LOST RECORD	WINNING PCT. RANK	LAST 10 GAMES	STRENGTH OF SCHEDULE	OPP. STRENGTH OF SCHEDULE	TEAM RPI	ADJ RPI	CONF. RPI	ADJ CONF. RPI		
DIV. I ONLY		20-13-0	.60606	72	5-3-0	65	169	50	.5491	50	4	4
DIV. I NON-CONF.		13-8-0	.61905	81	1-1-0	166	237	103	.52172	103	4	4
-----												
TOTALS	RPI 1-25	RPI 26-50		W-L RECORDS		RPI 51-100		RPI 101-150		RPI 150+		
20-13-0	1-2-0	2-2-0		OVERALL		1-4-0		5-2-0		11-4-0		
9-3-0	0-0-0	2-1-0		HOME		0-1-0		2-1-0		5-0-0		
5-6-0	1-2-0	0-1-0		AWAY		1-3-0		3-1-0		0-0-0		
6-4-0	0-0-0	0-0-0		NEUTRAL		0-0-0		0-0-0		6-4-0		
13-8-0	0-0-0	0-1-0		NON-CONFERENCE		1-4-0		1-0-0		11-4-0		
5-1-0	0-0-0	0-0-0		HOME		0-1-0		0-0-0		5-0-0		
2-4-0	0-0-0	0-0-		AWAY		1-3-0		1-0-0		0-0-0		
6-4-0	0-0-0	0-0-0		NEUTRAL		0-0-0		0-0-0		6-4-0		
7-5-0	1-2-0	2-1-0		CONFERENCE		0-0-0		4-2-0		0-0-0		
4-2-0	0-0-0	2-1-0		HOME		0-0-0		2-1-0		0-0-0		
3-3-0	1-2-0	0-0-0		AWAY		0-0-0		2-1-0		0-0-0		
0-0-0	0-0-0	0-0-0		NEUTRAL		0-0-0		0-0-0		0-0-0		
RPI	S	Opponent	Score	RPI	S	Opponent	Score	RPI	S	Opponent	Score	
22	A	Oklahoma	1 12	44	A	Central Ark.	3 9	64	A	BYU	0 3	
22	A	Oklahoma	10 8	46	H	Texas	1 2	64	A	BYU	15 4	
22	A	Oklahoma	1 2	46	H	Texas	4 3	64	A	BYU	3 6	
				46	H	Texas	7 6	89	A	Creighton	4 12	
								89	H	Creighton	4 6	

Non-Div. I Games: St. Mary (KS) 3 0 Missouri Valley 10 1

Kansas



R  
u  
t  
g  
e  
r  
s

Rutgers



Average RPI Win:	141	WON-LOST RECORD	WINNING PCT. RANK	LAST 10 GAMES	STRENGTH OF SCHEDULE	OPP. STRENGTH OF SCHEDULE	TEAM RPI	ADJ RPI	CONF. RPI	ADJ CONF. RPI					
DIV. I ONLY		26-11-0	.7027	30	9-1-0	127	80	52	.54886	52	4	4			
DIV. I NON-CONF.		20-8-0	.71429	48	6-1-0	140	111	66	.54394	66	4	4			
<hr/>															
TOTALS	RPI 1-25	RPI 26-50		W-L RECORDS		RPI 51-100		RPI 101-150		RPI 150+					
26-11-0	1-0-0	0-1-0		OVERALL		8-7-0		8-2-0		10-1-0					
20-5-0	0-0-0	0-0-0		HOME		7-3-0		5-1-0		8-1-0					
3-5-0	0-0-0	0-1-0		AWAY		1-3-0		2-1-0		1-0-0					
3-1-0	1-0-0	0-0-0		NEUTRAL		0-1-0		1-0-0		1-0-0					
<hr/>															
20-8-0	1-0-0	0-1-0		NON-CONFERENCE		7-5-0		3-1-0		10-1-0					
15-4-0	0-0-0	0-0-0		HOME		7-3-0		0-0-0		8-1-0					
3-3-0	0-0-0	0-0-		AWAY		0-1-0		2-1-0		1-0-0					
3-1-0	1-0-0	0-0-0		NEUTRAL		0-1-0		1-0-0		1-0-0					
<hr/>															
6-3-0	0-0-0	0-0-0		CONFERENCE		1-2-0		5-1-0		0-0-0					
5-1-0	0-0-0	0-0-0		HOME		0-0-0		5-1-0		0-0-0					
1-2-0	0-0-0	0-0-0		AWAY		1-2-0		0-0-0		0-0-0					
0-0-0	0-0-0	0-0-0		NEUTRAL		0-0-0		0-0-0		0-0-0					
<hr/>															
RPI S	Opponent	Score		RPI S	Opponent	Score		RPI S	Opponent	Score					
25 N	Kentucky	7	5	38 A	Coastal Caro.	1	2	62 A	Baylor	6	7	103 H	Texas Tech	12	2
								62 A	Baylor	8	10	103 H	Texas Tech	15	2
								62 A	Baylor	3	2	103 H	Texas Tech	6	5
								63 H	Cal Poly	10	13	115 H	West Virginia	4	3
								63 H	Cal Poly	2	6	115 H	West Virginia	6	5
								63 H	Cal Poly	10	4	115 H	West Virginia	2	13
								65 N	Elon	3	4	132 N	High Point	5	1
								68 H	Nebraska	10	8	145 A	Iowa	5	3
								68 H	Nebraska	9	1	145 A	Iowa	11	4
								85 H	Minnesota	3	8	145 A	Iowa	1	6
								85 H	Minnesota	4	3	169 A	Wichita St.	4	1
								93 A	Citadel	8	10	169 H	Wichita St.	7	6
								99 H	Bethune-Cookman	9	2	200 H	Niagara	10	2
								99 H	Bethune-Cookman	12	0	200 H	Niagara	10	1
								99 H	Bethune-Cookman	6	3	224 H	Neb. Omaha	3	2
												227 H	Northern Colo.	0	3
												227 H	Northern Colo.	11	0
												238 N	George Mason	7	6
												251 H	Oakland	9	2
												251 H	Oakland	13	3
												251 H	Oakland	4	2
<hr/>															
LAST 10 GAMES															
169 A	Wichita St.	4	1	103 H	Texas Tech	12	2								
145 A	Iowa	5	3	103 H	Texas Tech	15	2								
145 A	Iowa	11	4	103 H	Texas Tech	6	5								
145 A	Iowa	1	6	224 H	Neb. Omaha	3	2								
169 H	Wichita St.	7	6	68 H	Nebraska	9	1								

**Non-Div. I Games:**

Kansas St.



Average RPI Win:		131	WON-LOST RECORD		WINNING PCT. RANK		LAST 10 GAMES		STRENGTH OF SCHEDULE		OPP. STRENGTH OF SCHEDULE		TEAM RPI		ADJ RPI		CONF. RPI		ADJ CONF. RPI				
DIV. I ONLY			17-13-0		.56667 102		6-4-0		44		161		53		.54884 53		15		15				
DIV. I NON-CONF.			10-8-0		.55556 116		2-1-0		115		77		93		.52845 93		15		15				
TOTALS		RPI 1-25		RPI 26-50		W-L RECORDS		RPI 51-100		RPI 101-150		RPI 150+											
17-13-0		1-1-0		1-2-0		OVERALL		6-5-0		3-0-0		6-6-0											
10-2-0		1-1-0		1-0-0		HOME		3-0-0		3-0-0		2-2-0											
5-8-0		0-0-0		0-1-0		AWAY		2-5-0		0-0-0		3-2-0											
2-3-0		0-0-0		0-1-0		NEUTRAL		1-0-0		0-0-0		1-2-0											
10-8-0		1-1-0		1-2-0		NON-CONFERENCE		3-2-0		0-0-0		5-4-0											
4-3-0		1-1-0		1-0-0		HOME		0-0-0		0-0-0		2-2-0											
4-3-0		0-0-0		0-0-		AWAY		2-2-0		0-0-0		2-0-0											
2-3-0		0-0-0		0-1-0		NEUTRAL		1-0-0		0-0-0		1-2-0											
7-5-0		0-0-0		0-0-0		CONFERENCE		3-3-0		3-0-0		1-2-0											
6-0-0		0-0-0		0-0-0		HOME		3-0-0		3-0-0		0-0-0											
1-5-0		0-0-0		0-0-0		AWAY		0-3-0		0-0-0		1-2-0											
0-0-0		0-0-0		0-0-0		NEUTRAL		0-0-0		0-0-0		0-0-0											
RPI	S	Opponent		Score		RPI	S	Opponent		Score		RPI	S	Opponent		Score							
20	H	Mercer		10	2	30	A	Austin Peay		5	6	55	A	Auburn		5	6	146	H	Southern Ill.	8	1	
20	H	Mercer		1	9	30	H	Austin Peay		8	1	56	N	Col. of Charleston		3	1	146	H	Southern Ill.	1	0	
						43	N	Middle Tenn.		1	8	78	A	Missouri St.		0	3	146	H	Southern Ill.	8	4	
												78	A	Missouri St.		7	8	164	H	South Dakota St.	5	4	
												78	A	Missouri St.		1	5	169	A	Wichita St.	7	5	
												85	A	Minnesota		9	4	169	A	Wichita St.	3	11	
												85	A	Minnesota		0	3	169	A	Wichita St.	1	4	
												85	A	Minnesota		2	1	182	A	Purdue	4	3	
												89	H	Creighton		5	3	182	H	Purdue	10	5	
												89	H	Creighton		6	1	209	H	Ill.-Chicago	2	6	
												89	H	Creighton		5	4	258	N	Morehead St.	7	5	
																		258	N	Morehead St.	5	6	
																		265	H	SIU Edwardsville	3	6	
																		273	N	IPFW	0	2	
																		293	A	Alabama A&M	12	5	
LAST 10 GAMES																							
						265	H	SIU Edwardsville		3	6	169	A	Wichita St.		7	5						
						89	H	Creighton		5	3	169	A	Wichita St.		3	11						
						89	H	Creighton		5	4	169	A	Wichita St.		1	4						
						89	H	Creighton		6	1	182	A	Purdue		4	3						
						182	H	Purdue		10	5	78	A	Missouri St.		7	8						

Non-Div. I Games:

Indiana St.



Average RPI Win:	176	WON-LOST RECORD	WINNING PCT. RANK	LAST 10 GAMES	STRENGTH OF SCHEDULE	OPP. STRENGTH OF SCHEDULE	TEAM RPI	ADJ RPI	CONF. RPI	ADJ CONF. RPI		
DIV. I ONLY		31-7-0	.81579	8	7-3-0	225	131	53	.54884	53	14	14
DIV. I NON-CONF.		20-3-0	.86957	8	2-2-0	275	163	73	.53855	73	14	14
<hr/>												
TOTALS	RPI 1-25	RPI 26-50		W-L RECORDS		RPI 51-100		RPI 101-150		RPI 150+		
31-7-0	0-1-0	0-0-0		OVERALL		10-0-0		4-3-0		18-4-0		
20-5-0	0-0-0	0-0-0		HOME		4-0-0		2-2-0		14-3-0		
11-2-0	0-1-0	0-0-0		AWAY		5-0-0		2-1-0		4-1-0		
1-0-0	0-0-0	0-0-0		NEUTRAL		1-0-0		0-0-0		0-0-0		
<hr/>												
20-3-0	0-1-0	0-0-0		NON-CONFERENCE		7-0-0		1-0-0		13-3-0		
17-2-0	0-0-0	0-0-0		HOME		4-0-0		1-0-0		12-2-0		
3-2-0	0-1-0	0-0-		AWAY		2-0-0		0-0-0		1-1-0		
1-0-0	0-0-0	0-0-0		NEUTRAL		1-0-0		0-0-0		0-0-0		
<hr/>												
11-4-0	0-0-0	0-0-0		CONFERENCE		3-0-0		3-3-0		5-1-0		
3-3-0	0-0-0	0-0-0		HOME		0-0-0		1-2-0		2-1-0		
8-1-0	0-0-0	0-0-0		AWAY		3-0-0		2-1-0		3-0-0		
0-0-0	0-0-0	0-0-0		NEUTRAL		0-0-0		0-0-0		0-0-0		
<hr/>												
RPI	S	Opponent	Score	RPI	S	Opponent	Score	RPI	S	Opponent	Score	
19	A	North Carolina St.	2 5					58	A	Duke	9 3	
								58	H	Duke	6 3	
								83	N	Appalachian St.	11 6	
								84	A	Presbyterian	7 1	
								84	A	Presbyterian	14 3	
								84	A	Presbyterian	3 1	
								92	H	Rider	14 6	
								92	H	Rider	4 3	
								95	A	East Carolina	6 4	
								95	H	East Carolina	8 6	

Non-Div. I Games:

Campbell



RPI	S	Opponent	Score	
292	H	Fairleigh Dickinson	10	4
292	H	Fairleigh Dickinson	15	3

Campbell

C  
a  
m  
p  
b  
e  
l  
l

C  
a  
m  
p  
b  
e  
l  
l



Average RPI Win:	147	WON-LOST RECORD	WINNING PCT. RANK	LAST 10 GAMES	STRENGTH OF SCHEDULE	OPP. STRENGTH OF SCHEDULE	TEAM RPI	ADJ RPI	CONF. RPI	ADJ CONF. RPI			
DIV. I ONLY		22-14-0	.61111	69	7-3-0	40	29	55	.54817	55	2	2	
DIV. I NON-CONF.		16-4-0	.8	21	3-0-0	186	139	59	.54657	59	2	2	
<hr/>													
TOTALS	RPI 1-25	RPI 26-50		W-L RECORDS		RPI 51-100		RPI 101-150		RPI 150+			
22-14-0	0-6-0	4-5-0		OVERALL		2-0-0		7-1-0		10-2-0			
17-9-0	0-3-0	1-3-0		HOME		2-0-0		6-1-0		8-2-0			
3-5-0	0-3-0	2-2-0		AWAY		0-0-0		0-0-0		2-0-0			
2-0-0	0-0-0	1-0-0		NEUTRAL		0-0-0		1-0-0		0-0-0			
16-4-0	0-0-0	0-2-0		NON-CONFERENCE		2-0-0		5-0-0		10-2-0			
14-3-0	0-0-0	0-1-0		HOME		2-0-0		4-0-0		8-2-0			
2-1-0	0-0-0	0-0-		AWAY		0-0-0		0-0-0		2-0-0			
1-0-0	0-0-0	0-0-0		NEUTRAL		0-0-0		1-0-0		0-0-0			
6-10-0	0-6-0	4-3-0		CONFERENCE		0-0-0		2-1-0		0-0-0			
3-6-0	0-3-0	1-2-0		HOME		0-0-0		2-1-0		0-0-0			
2-4-0	0-3-0	2-1-0		AWAY		0-0-0		0-0-0		0-0-0			
1-0-0	0-0-0	1-0-0		NEUTRAL		0-0-0		0-0-0		0-0-0			
RPI	S	Opponent	Score	RPI	S	Opponent	Score	RPI	S	Opponent	Score		
2	H	Vanderbilt	2 5	34	A	Texas A&M	10 5	53	H	Indiana St.	6 5		
2	H	Vanderbilt	1 8	34	A	Texas A&M	6 4	56	H	Col. of Charleston	5 1		
2	H	Vanderbilt	6 8	34	A	Texas A&M	1 4			108	N	Southern Miss.	4 3
4	A	LSU	4 9	39	H	Alabama	2 6			138	H	Georgia	4 3
4	A	LSU	1 5	39	H	Alabama	6 3			138	H	Georgia	8 4
4	A	LSU	2 8	39	H	Alabama	0 2			138	H	Georgia	1 7
				39	N	Alabama	6 3			148	H	Maine	8 4
				43	H	Middle Tenn.	1 2			148	H	Maine	12 3
				49	A	Troy	2 11			148	H	Maine	3 2
										148	H	Maine	4 3
										160	A	Kennesaw St.	8 3
										160	H	Kennesaw St.	2 9
										176	A	Samford	6 2
										185	H	Eastern Ill.	14 7
										185	H	Eastern Ill.	10 11
										185	H	Eastern Ill.	8 2
										197	H	Wofford	7 4
										240	H	Brown	9 4
										240	H	Brown	6 0
										240	H	Brown	6 3
										269	H	Alabama St.	2 1
										269	H	Alabama St.	10 2
<hr/>													
LAST 10 GAMES													
				176	A	Samford	6 2	34	A	Texas A&M	1 4		
				138	H	Georgia	1 7	34	A	Texas A&M	10 5		
				138	H	Georgia	8 4	34	A	Texas A&M	6 4		
				138	H	Georgia	4 3	197	H	Wofford	7 4		
				269	H	Alabama St.	2 1	39	H	Alabama	0 2		

Non-Div. I Games:

Auburn



Average RPI Win:		127	WON-LOST RECORD		WINNING PCT. RANK		LAST 10 GAMES		STRENGTH OF SCHEDULE		OPP. STRENGTH OF SCHEDULE		TEAM RPI		ADJ RPI		CONF. RPI		ADJ CONF. RPI					
DIV. I ONLY			20-15-0		.57143		94		5-5-0		48		43		56		.54803		56		13		13	
DIV. I NON-CONF.			8-9-0		.47059		163		0-3-0		13		9		63		.54425		63		11		10	
TOTALS		RPI 1-25		RPI 26-50		W-L RECORDS		RPI 51-100		RPI 101-150		RPI 150+												
20-15-0		2-3-0		1-3-0		OVERALL		6-6-0		1-2-0		10-2-0												
11-8-0		2-2-0		1-0-0		HOME		4-3-0		1-2-0		3-1-0												
9-5-0		0-1-0		0-2-0		AWAY		2-2-0		0-0-0		7-1-0												
0-2-0		0-0-0		0-1-0		NEUTRAL		0-1-0		0-0-0		0-0-0												
8-9-0		2-3-0		1-3-0		NON-CONFERENCE		2-4-0		0-0-0		3-0-0												
6-4-0		2-2-0		1-0-0		HOME		2-2-0		0-0-0		1-0-0												
2-4-0		0-1-0		0-0-		AWAY		0-1-0		0-0-0		2-0-0												
0-2-0		0-0-0		0-1-0		NEUTRAL		0-1-0		0-0-0		0-0-0												
12-6-0		0-0-0		0-0-0		CONFERENCE		4-2-0		1-2-0		7-2-0												
5-4-0		0-0-0		0-0-0		HOME		2-1-0		1-2-0		2-1-0												
7-2-0		0-0-0		0-0-0		AWAY		2-1-0		0-0-0		5-1-0												
0-0-0		0-0-0		0-0-0		NEUTRAL		0-0-0		0-0-0		0-0-0												
RPI	S	Opponent		Score		RPI	S	Opponent		Score		RPI	S	Opponent		Score								
16	H	South Ala.		12	2	32	A	UNC Wilmington		2	7	53	N	Indiana St.		1	3	111	H	Western Caro.		4	5	
16	H	South Ala.		0	3	32	H	UNC Wilmington		6	5	55	A	Auburn		1	5	111	H	Western Caro.		6	4	
16	H	South Ala.		3	2	38	A	Coastal Caro.		1	2	65	A	Elon		2	3	111	H	Western Caro.		6	10	
21	A	South Carolina		6	10	43	N	Middle Tenn.		3	4	65	A	Elon		7	4	176	A	Samford		10	0	
21	H	South Carolina		1	3							65	A	Elon		11	6	176	A	Samford		13	7	
												66	H	Xavier		6	3	176	A	Samford		9	7	
												66	H	Xavier		5	6	178	A	Jacksonville		12	5	
												66	H	Xavier		4	1	195	H	UNC Greensboro		0	12	
												76	H	Connecticut		4	9	195	H	UNC Greensboro		11	3	
												83	H	Appalachian St.		4	2	195	H	UNC Greensboro		3	2	
												83	H	Appalachian St.		2	5	198	A	Charleston So.		15	1	
												93	H	Citadel		11	7	198	H	Charleston So.		13	5	
																		221	A	Davidson		18	5	
																		221	A	Davidson		10	5	
																		221	A	Davidson		4	5	
LAST 10 GAMES																								
21	A	South Carolina		6	10	195	H	UNC Greensboro		3	2	195	H	UNC Greensboro		11	3	195	H	UNC Greensboro		0	12	
221	A	Davidson		18	5	32	A	UNC Wilmington		2	7	176	A	Samford		10	0							
221	A	Davidson		4	5																			
221	A	Davidson		10	5																			
38	A	Coastal Caro.		1	2																			

**Non-Div. I Games:**

Col. of Charleston



Average RPI Win: 127		WON-LOST	WINNING	LAST 10	STRENGTH OF		OPP. STRENGTH	TEAM	ADJ	CONF.	ADJ CONF.
Average RPI Loss: 88		RECORD	PCT. RANK	GAMES	SCHEDULE		OF SCHEDULE	RPI	RPI	RPI	RPI
DIV. I ONLY		19-17-0	.52778	131	7-3-0		54	35	57	.54745	57
DIV. I NON-CONF.		9-12-0	.42857	187	1-2-0		14	5	49	.55359	48
TOTALS		RPI 1-25	RPI 26-50		W-L RECORDS		RPI 51-100		RPI 101-150		RPI 150+
19-17-0		0-4-0	6-5-0		OVERALL		4-4-0		1-1-0		8-3-0
10-5-0		0-4-0	3-0-0		HOME		3-1-0		1-0-0		3-0-0
9-12-0		0-0-0	3-5-0		AWAY		1-3-0		0-1-0		5-3-0
0-0-0		0-0-0	0-0-0		NEUTRAL		0-0-0		0-0-0		0-0-0
9-12-0		0-4-0	6-5-0		NON-CONFERENCE		1-1-0		1-1-0		1-1-0
5-4-0		0-4-0	3-0-0		HOME		1-0-0		1-0-0		0-0-0
4-8-0		0-0-0	3-0-		AWAY		0-1-0		0-1-0		1-1-0
0-0-0		0-0-0	0-0-0		NEUTRAL		0-0-0		0-0-0		0-0-0
10-5-0		0-0-0	0-0-0		CONFERENCE		3-3-0		0-0-0		7-2-0
5-1-0		0-0-0	0-0-0		HOME		2-1-0		0-0-0		3-0-0
5-4-0		0-0-0	0-0-0		AWAY		1-2-0		0-0-0		4-2-0
0-0-0		0-0-0	0-0-0		NEUTRAL		0-0-0		0-0-0		0-0-0
RPI S	Opponent	Score	RPI S	Opponent	Score	RPI S	Opponent	Score	RPI S	Opponent	Score
1 H	Oregon St.	1 8	31 A	San Diego	4 2	74 A	UC Riverside	3 6	131 A	Long Beach St.	3 4
1 H	Oregon St.	1 7	31 A	San Diego	8 1	74 H	UC Riverside	10 2	131 H	Long Beach St.	12 2
1 H	Oregon St.	0 5	31 A	San Diego	5 3	91 H	UNLV	2 4	151 H	Nevada	2 0
1 H	Oregon St.	0 2	36 H	Seton Hall	10 4	91 H	UNLV	5 4	151 H	Nevada	8 1
			36 H	Seton Hall	4 3	91 H	UNLV	5 3	151 H	Nevada	5 4
			36 H	Seton Hall	6 2	98 A	New Mexico	13 6	243 A	Air Force	11 0
			41 A	UC Irvine	2 4	98 A	New Mexico	5 7	243 A	Air Force	4 2
			45 A	Arkansas	0 2	98 A	New Mexico	3 14	243 A	Air Force	9 10
			45 A	Arkansas	3 4				255 A	Fresno St.	4 2
			45 A	Arkansas	1 4				255 A	Fresno St.	11 6
			45 A	Arkansas	2 8				255 A	Fresno St.	0 1
									282 A	Santa Clara	7 4
									282 A	Santa Clara	3 12
LAST 10 GAMES											
			243 A	Air Force	11 0	151 H	Nevada	5 4			
			243 A	Air Force	9 10	151 H	Nevada	2 0			
			243 A	Air Force	4 2	74 A	UC Riverside	3 6			
			131 A	Long Beach St.	3 4	74 H	UC Riverside	10 2			
			151 H	Nevada	8 1	98 A	New Mexico	13 6			

Non-Div. I Games:

San Diego St.



Duke				Through Games Of April 14, 2013													
Average RPI Win:		143	WON-LOST	WINNING	LAST 10	STRENGTH OF	OPP. STRENGTH	TEAM	ADJ	CONF.	ADJ CONF.						
Average RPI Loss:		38	RECORD	PCT. RANK	GAMES	SCHEDULE	OF SCHEDULE	RPI	RPI	RPI	RPI						
DIV. I ONLY			21-17-0	.55263	116	6-4-0	47	10	58	.54739	58	1	1				
DIV. I NON-CONF.			13-7-0	.65	69	4-0-0	126	84	81	.53389	81	1	1				
TOTALS		RPI 1-25		RPI 26-50		W-L RECORDS		RPI 51-100		RPI 101-150		RPI 150+					
21-17-0		6-12-0		0-0-0		OVERALL		1-4-0		0-0-0		15-1-0					
15-8-0		2-4-0		0-0-0		HOME		1-3-0		0-0-0		13-1-0					
6-9-0		4-8-0		0-0-0		AWAY		0-1-0		0-0-0		2-0-0					
0-0-0		0-0-0		0-0-0		NEUTRAL		0-0-0		0-0-0		0-0-0					
13-7-0		1-2-0		0-0-0		NON-CONFERENCE		1-4-0		0-0-0		12-1-0					
11-4-0		0-0-0		0-0-0		HOME		1-3-0		0-0-0		10-1-0					
3-3-0		1-2-0		0-0-		AWAY		0-1-0		0-0-0		2-0-0					
0-0-0		0-0-0		0-0-0		NEUTRAL		0-0-0		0-0-0		0-0-0					
8-10-0		5-10-0		0-0-0		CONFERENCE		0-0-0		0-0-0		3-0-0					
5-4-0		2-4-0		0-0-0		HOME		0-0-0		0-0-0		3-0-0					
3-6-0		3-6-0		0-0-0		AWAY		0-0-0		0-0-0		0-0-0					
0-0-0		0-0-0		0-0-0		NEUTRAL		0-0-0		0-0-0		0-0-0					
RPI	S	Opponent		Score		RPI	S	Opponent		Score		RPI	S	Opponent		Score	
6	A	Florida St.		2 16								152	H	Charlotte		3 0	
6	A	Florida St.		5 8								161	H	Boston College		13 0	
6	A	Florida St.		3 8								161	H	Boston College		7 4	
12	A	Florida		5 16								161	H	Boston College		6 0	
12	A	Florida		4 3								191	H	Bucknell		4 1	
12	A	Florida		2 4								191	H	Bucknell		9 0	
13	H	Virginia Tech		7 14								191	H	Bucknell		2 0	
13	H	Virginia Tech		1 2								195	H	UNC Greensboro		17 2	
13	H	Virginia Tech		2 6								212	A	N.C. Central		6 3	
15	A	Miami (FL)		3 5								212	H	N.C. Central		8 3	
15	A	Miami (FL)		9 2								217	H	Quinnipiac		15 2	
15	A	Miami (FL)		4 2								221	H	Davidson		9 3	
17	H	Georgia Tech		1 2								222	H	Penn		8 1	
17	H	Georgia Tech		3 0								222	H	Penn		0 6	
17	H	Georgia Tech		2 0								242	A	N.C. A&T		15 1	
18	A	Clemson		4 8								242	H	N.C. A&T		12 2	
18	A	Clemson		0 7													
18	A	Clemson		13 1													
LAST 10 GAMES																	
242	H	N.C. A&T		12 2		195	H	UNC Greensboro		17 2							
6	A	Florida St.		3 8		17	H	Georgia Tech		3 0							
6	A	Florida St.		5 8		17	H	Georgia Tech		1 2							
6	A	Florida St.		2 16		17	H	Georgia Tech		2 0							
212	H	N.C. Central		8 3		221	H	Davidson		9 3							

Non-Div. I Games:

Duke



Average RPI Win: 170		WON-LOST	WINNING	LAST 10	STRENGTH OF		OPP. STRENGTH	TEAM	ADJ		CONF.	ADJ CONF.
Average RPI Loss: 162		RECORD	PCT. RANK	GAMES	SCHEDULE		OF SCHEDULE	RPI	RPI		RPI	RPI
DIV. I ONLY		24-9-0	.72727	21	6-4-0		204	110	58		9	9
DIV. I NON-CONF.		18-6-0	.75	33	3-1-0		252	146	92		10	11
TOTALS		RPI 1-25	RPI 26-50		W-L RECORDS		RPI 51-100		RPI 101-150		RPI 150+	
24-9-0		0-0-0	3-0-0		OVERALL		3-1-0		0-5-0		20-4-0	
13-2-0		0-0-0	3-0-0		HOME		3-0-0		0-1-0		9-2-0	
11-5-0		0-0-0	0-0-0		AWAY		0-1-0		0-3-0		11-1-0	
0-2-0		0-0-0	0-0-0		NEUTRAL		0-0-0		0-1-0		0-1-0	
18-6-0		0-0-0	0-0-0		NON-CONFERENCE		3-1-0		0-2-0		17-4-0	
12-3-0		0-0-0	0-0-0		HOME		3-0-0		0-1-0		9-2-0	
8-2-0		0-0-0	0-0-		AWAY		0-1-0		0-0-0		8-1-0	
0-2-0		0-0-0	0-0-0		NEUTRAL		0-0-0		0-1-0		0-1-0	
6-3-0		0-0-0	3-0-0		CONFERENCE		0-0-0		0-3-0		3-0-0	
3-0-0		0-0-0	3-0-0		HOME		0-0-0		0-0-0		0-0-0	
3-3-0		0-0-0	0-0-0		AWAY		0-0-0		0-3-0		3-0-0	
0-0-0		0-0-0	0-0-0		NEUTRAL		0-0-0		0-0-0		0-0-0	
RPI S	Opponent	Score	RPI S	Opponent	Score	RPI S	Opponent	Score	RPI S	Opponent	Score	
			27 H	Notre Dame	4 0	82 H	Towson	2 1	115 H	West Virginia	7 8	
			27 H	Notre Dame	12 3	82 H	Towson	7 5	124 N	VCU	4 6	
			27 H	Notre Dame	4 2	82 H	Towson	5 2	137 A	South Fla.	0 1	
						93 A	Citadel	0 8	137 A	South Fla.	6 7	
									137 A	South Fla.	2 3	
									158 A	St. John's (NY)	11 2	
									158 A	St. John's (NY)	12 9	
									158 A	St. John's (NY)	14 2	
									169 A	Wichita St.	11 3	
									169 A	Wichita St.	10 8	
									169 A	Wichita St.	6 4	
									175 H	Manhattan	6 5	
									175 H	Manhattan	9 3	
									186 N	UNC Asheville	4 5	
									197 A	Wofford	4 3	
									197 A	Wofford	19 8	
									197 A	Wofford	2 3	
									200 H	Niagara	5 7	
									200 H	Niagara	17 3	
									203 H	Toledo	9 5	
									203 H	Toledo	4 2	
									229 A	Akron	11 7	
									235 A	Penn St.	10 8	
									252 A	Youngstown St.	24 7	
									252 H	Youngstown St.	16 1	
									252 H	Youngstown St.	9 2	
									252 H	Youngstown St.	11 9	
LAST 10 GAMES			289 H	Coppin St.	10 4	27 H	Notre Dame	4 0	235 A	Penn St.	10 8	
			289 H	Coppin St.	3 6	252 A	Youngstown St.	24 7	252 A	Youngstown St.	24 7	
			252 H	Youngstown St.	11 9	137 A	South Fla.	2 3	252 H	Youngstown St.	16 1	
			27 H	Notre Dame	12 3	137 A	South Fla.	6 7	252 H	Youngstown St.	9 2	
			27 H	Notre Dame	4 2	137 A	South Fla.	0 1	252 H	Youngstown St.	11 9	

Non-Div. I Games:

Pittsburgh



RPI	S	Opponent	Score	
289	H	Coppin St.	10	4
289	H	Coppin St.	3	6

Pittsburgh

P  
i  
t  
t  
s  
b  
u  
r  
g  
h

P  
i  
t  
t  
s  
b  
u  
r  
g  
h



Average RPI Win: 136		WON-LOST RECORD		WINNING PCT. RANK		LAST 10 GAMES		STRENGTH OF SCHEDULE		OPP. STRENGTH OF SCHEDULE		TEAM RPI		ADJ RPI		CONF. RPI		ADJ CONF. RPI					
DIV. I ONLY		25-11-0		.69444		37		4-6-0		160		40		60		.54702		60		11		11	
DIV. I NON-CONF.		19-8-0		.7037		53		2-3-0		169		19		67		.54166		67		13		13	
TOTALS		RPI 1-25		RPI 26-50		W-L RECORDS		RPI 51-100		RPI 101-150		RPI 150+											
25-11-0		0-0-0		4-3-0		OVERALL		6-2-0		6-3-0		10-3-0											
16-5-0		0-0-0		2-3-0		HOME		4-0-0		4-2-0		7-0-0											
7-5-0		0-0-0		1-0-0		AWAY		1-1-0		2-1-0		3-3-0											
2-1-0		0-0-0		1-0-0		NEUTRAL		1-1-0		0-0-0		0-0-0											
19-8-0		0-0-0		4-3-0		NON-CONFERENCE		3-2-0		4-2-0		9-1-0											
14-5-0		0-0-0		2-3-0		HOME		1-0-0		4-2-0		7-0-0											
4-2-0		0-0-0		1-0-		AWAY		1-1-0		0-0-0		2-1-0											
2-1-0		0-0-0		1-0-0		NEUTRAL		1-1-0		0-0-0		0-0-0											
6-3-0		0-0-0		0-0-0		CONFERENCE		3-0-0		2-1-0		1-2-0											
3-0-0		0-0-0		0-0-0		HOME		3-0-0		0-0-0		0-0-0											
3-3-0		0-0-0		0-0-0		AWAY		0-0-0		2-1-0		1-2-0											
0-0-0		0-0-0		0-0-0		NEUTRAL		0-0-0		0-0-0		0-0-0											
RPI	S	Opponent		Score		RPI	S	Opponent		Score		RPI	S	Opponent		Score		RPI	S	Opponent		Score	
						34	N	Texas A&M	7	6			62	A	Baylor	5	3	101	A	Memphis	2	0	
						36	H	Seton Hall	1	15			62	H	Baylor	3	2	101	A	Memphis	0	1	
						36	H	Seton Hall	1	11			62	N	Baylor	15	4	101	A	Memphis	3	1	
						36	H	Seton Hall	4	0			86	A	Lamar	3	6	125	H	Northeastern	9	3	
						46	H	Texas	4	3			87	N	California	2	13	125	H	Northeastern	4	1	
						47	A	Sam Houston St.	6	3			95	H	East Carolina	7	2	125	H	Northeastern	3	9	
						47	H	Sam Houston St.	1	4			95	H	East Carolina	4	3	130	H	A&M-Corpus Christi	3	9	
													95	H	East Carolina	5	4	130	H	A&M-Corpus Christi	3	1	
																		130	H	A&M-Corpus Christi	13	0	
																		166	A	Texas St.	4	2	
																		166	A	Texas St.	1	6	
																		166	A	Texas St.	1	0	
																		194	H	Texas Southern	12	2	
																		205	H	Houston Baptist	10	2	
																		207	A	Marshall	9	1	
																		207	A	Marshall	13	19	
																		207	A	Marshall	0	4	
																		235	H	Penn St.	14	8	
																		235	H	Penn St.	15	5	
																		256	H	Harvard	8	1	
																		264	H	New Orleans	8	3	
																		264	H	New Orleans	13	3	
LAST 10 GAMES																							
						194	H	Texas Southern	12	2			207	A	Marshall	0	4						
						36	H	Seton Hall	1	15			207	A	Marshall	13	19						
						36	H	Seton Hall	4	0			47	H	Sam Houston St.	1	4						
						36	H	Seton Hall	1	11			101	A	Memphis	2	0						
						207	A	Marshall	9	1			101	A	Memphis	0	1						

Non-Div. I Games:

Houston



Average RPI Win: 152		WON-LOST	WINNING	LAST 10	STRENGTH OF		OPP. STRENGTH	TEAM	ADJ		CONF.	ADJ CONF.
Average RPI Loss: 48		RECORD	PCT. RANK	GAMES	SCHEDULE		OF SCHEDULE	RPI	RPI		RPI	RPI
DIV. I ONLY		19-20-0	.48718	157	4-6-0		12	57	61		1	1
DIV. I NON-CONF.		15-6-0	.71429	48	4-0-0		178	198	77		1	1
TOTALS		RPI 1-25	RPI 26-50		W-L RECORDS		RPI 51-100		RPI 101-150		RPI 150+	
19-20-0		2-13-0	2-2-0		OVERALL		0-0-0		6-2-0		10-3-0	
11-11-0		1-8-0	0-1-0		HOME		0-0-0		4-1-0		6-1-0	
5-9-0		1-5-0	2-1-0		AWAY		0-0-0		1-1-0		2-2-0	
3-0-0		0-0-0	0-0-0		NEUTRAL		0-0-0		1-0-0		2-0-0	
15-6-0		0-0-0	0-1-0		NON-CONFERENCE		0-0-0		6-2-0		10-3-0	
10-3-0		0-0-0	0-1-0		HOME		0-0-0		4-1-0		6-1-0	
3-3-0		0-0-0	0-0-		AWAY		0-0-0		1-1-0		2-2-0	
3-0-0		0-0-0	0-0-0		NEUTRAL		0-0-0		1-0-0		2-0-0	
4-14-0		2-13-0	2-1-0		CONFERENCE		0-0-0		0-0-0		0-0-0	
1-8-0		1-8-0	0-0-0		HOME		0-0-0		0-0-0		0-0-0	
3-6-0		1-5-0	2-1-0		AWAY		0-0-0		0-0-0		0-0-0	
0-0-0		0-0-0	0-0-0		NEUTRAL		0-0-0		0-0-0		0-0-0	
RPI S	Opponent	Score	RPI S	Opponent	Score	RPI S	Opponent	Score	RPI S	Opponent	Score	
3	H North Carolina	0 4	37	A Maryland	4 5				111	A Western Caro.	2 7	
3	H North Carolina	6 20	37	A Maryland	7 4				111	H Western Caro.	3 1	
3	H North Carolina	2 6	37	A Maryland	8 7				115	H West Virginia	2 9	
7	H Virginia	7 9	38	H Coastal Caro.	6 7				115	H West Virginia	11 3	
7	H Virginia	6 8							132	A High Point	11 7	
7	H Virginia	6 7							132	H High Point	15 6	
17	A Georgia Tech	1 5							141	H Rhode Island	9 5	
17	A Georgia Tech	8 6							149	N Gardner-Webb	8 7	
17	A Georgia Tech	1 8							152	A Charlotte	4 5	
18	A Clemson	2 8							152	H Charlotte	8 4	
18	A Clemson	0 1							174	A La.-Monroe	0 9	
18	A Clemson	4 6							174	A La.-Monroe	11 4	
19	H North Carolina St.	2 5							179	H New Mexico St.	0 4	
19	H North Carolina St.	13 4							179	H New Mexico St.	14 1	
19	H North Carolina St.	6 12							179	H New Mexico St.	6 1	
LAST 10 GAMES									195	A UNC Greensboro	11 4	
						195	A UNC Greensboro	11 4	195	H UNC Greensboro	5 4	
						18	A Clemson	4 6	252	H Youngstown St.	6 5	
						18	A Clemson	0 1	252	H Youngstown St.	8 2	
						18	A Clemson	2 8	286	N Alcorn	17 2	
						132	H High Point	15 6	286	N Alcorn	3 0	
						132	A High Point	11 7				
						7	H Virginia	7 9				
						7	H Virginia	6 8				
						7	H Virginia	6 7				
						195	H UNC Greensboro	5 4				

Non-Div. I Games:

Wake Forest



Average RPI Win:		124	WON-LOST RECORD		WINNING PCT. RANK		LAST 10 GAMES		STRENGTH OF SCHEDULE		OPP. STRENGTH OF SCHEDULE		TEAM RPI		ADJ RPI		CONF. RPI		ADJ CONF. RPI				
DIV. I ONLY			19-17-0		.52778 131		7-3-0		9		147		62		.5457 62		4		4				
DIV. I NON-CONF.			12-13-0		.48 150		2-1-0		38		113		110		.51731 110		4		4				
TOTALS		RPI 1-25		RPI 26-50		W-L RECORDS		RPI 51-100		RPI 101-150		RPI 150+											
19-17-0		3-3-0		1-4-0		OVERALL		5-7-0		4-3-0		6-1-0											
13-10-0		3-3-0		0-1-0		HOME		3-5-0		3-1-0		4-0-0											
2-6-0		0-0-0		1-3-0		AWAY		0-1-0		1-2-0		0-1-0											
4-1-0		0-0-0		0-0-0		NEUTRAL		2-1-0		0-0-0		2-0-0											
12-13-0		1-2-0		1-4-0		NON-CONFERENCE		3-6-0		1-1-0		6-1-0											
7-7-0		1-2-0		0-1-0		HOME		1-4-0		1-0-0		4-0-0											
1-6-0		0-0-0		1-0-		AWAY		0-1-0		0-1-0		0-1-0											
4-1-0		0-0-0		0-0-0		NEUTRAL		2-1-0		0-0-0		2-0-0											
7-4-0		2-1-0		0-0-0		CONFERENCE		2-1-0		3-2-0		0-0-0											
6-3-0		2-1-0		0-0-0		HOME		2-1-0		2-1-0		0-0-0											
1-1-0		0-0-0		0-0-0		AWAY		0-0-0		1-1-0		0-0-0											
0-0-0		0-0-0		0-0-0		NEUTRAL		0-0-0		0-0-0		0-0-0											
RPI	S	Opponent		Score		RPI	S	Opponent		Score		RPI	S	Opponent		Score							
22	H	Oklahoma		1	3	41	A	UC Irvine		4	6	52	H	Kansas St.		2	3	115	H	West Virginia	11	1	
22	H	Oklahoma		2	1	41	A	UC Irvine		0	5	52	H	Kansas St.		10	8	115	H	West Virginia	8	0	
22	H	Oklahoma		12	10	41	A	UC Irvine		3	15	52	H	Kansas St.		7	6	115	H	West Virginia	8	9	
23	H	UCLA		5	0	47	A	Sam Houston St.		4	1	60	A	Houston		2	3	118	A	Oklahoma St.	5	3	
23	H	UCLA		3	4	47	H	Sam Houston St.		2	4	60	H	Houston		3	5	118	A	Oklahoma St.	0	5	
23	H	UCLA		4	5							60	N	Houston		4	15	121	H	Texas-Arlington	14	4	
												67	H	Illinois		1	6	143	A	UTSA	3	5	
												67	H	Illinois		3	4	166	A	Texas St.	0	3	
												67	H	Illinois		4	5	166	H	Texas St.	6	3	
												72	N	Rice		9	2	173	H	Dallas Baptist	6	1	
												79	H	Pepperdine		5	4	264	N	New Orleans	8	3	
												87	N	California		9	0	264	N	New Orleans	10	0	
																		280	H	Louisiana Tech	4	2	
																		280	H	Louisiana Tech	5	4	
LAST 10 GAMES																							
166 A Texas St.						0	3	115 H West Virginia						11	1								
22 H Oklahoma						12	10	115 H West Virginia						8	0								
22 H Oklahoma						1	3	115 H West Virginia						8	9								
22 H Oklahoma						2	1	173 H Dallas Baptist						6	1								
121 H Texas-Arlington						14	4	52 H Kansas St.						7	6								

Non-Div. I Games:

Baylor



Average RPI Win:	165	WON-LOST RECORD	WINNING PCT. RANK	LAST 10 GAMES	STRENGTH OF SCHEDULE	OPP. STRENGTH OF SCHEDULE	TEAM RPI	ADJ RPI	CONF. RPI	ADJ CONF. RPI		
DIV. I ONLY		24-9-0	.72727	21	7-3-0	212	52	63	.54525	63	7	7
DIV. I NON-CONF.		16-5-0	.7619	32	2-0-0	165	112	37	.56285	37	7	7
-----												
TOTALS	RPI 1-25	RPI 26-50		W-L RECORDS		RPI 51-100		RPI 101-150		RPI 150+		
24-9-0	0-0-0	1-2-0		OVERALL		9-5-0		2-1-0		13-1-0		
14-4-0	0-0-0	1-2-0		HOME		2-1-0		0-0-0		12-1-0		
10-5-0	0-0-0	0-0-0		AWAY		7-4-0		2-1-0		1-0-0		
0-0-0	0-0-0	0-0-0		NEUTRAL		0-0-0		0-0-0		0-0-0		
16-5-0	0-0-0	1-2-0		NON-CONFERENCE		6-2-0		2-1-0		8-0-0		
8-3-0	0-0-0	1-2-0		HOME		0-1-0		0-0-0		7-0-0		
9-2-0	0-0-0	0-0-		AWAY		6-1-0		2-1-0		1-0-0		
0-0-0	0-0-0	0-0-0		NEUTRAL		0-0-0		0-0-0		0-0-0		
8-4-0	0-0-0	0-0-0		CONFERENCE		3-3-0		0-0-0		5-1-0		
7-1-0	0-0-0	0-0-0		HOME		2-0-0		0-0-0		5-1-0		
1-3-0	0-0-0	0-0-0		AWAY		1-3-0		0-0-0		0-0-0		
0-0-0	0-0-0	0-0-0		NEUTRAL		0-0-0		0-0-0		0-0-0		
RPI	S	Opponent	Score	RPI	S	Opponent	Score	RPI	S	Opponent	Score	
				27	H	Notre Dame	6 3	52	A	Kansas St.	4 10	
				27	H	Notre Dame	5 6	52	A	Kansas St.	6 2	
				27	H	Notre Dame	0 1	52	A	Kansas St.	13 10	
								79	H	Pepperdine	6 8	
								80	A	San Francisco	1 0	
								80	A	San Francisco	10 5	
								80	A	San Francisco	5 3	
								88	A	CSU Bakersfield	5 2	
								94	A	UC Santa Barbara	7 6	
								94	A	UC Santa Barbara	2 13	
								94	A	UC Santa Barbara	2 4	
								94	A	UC Santa Barbara	3 7	
								94	H	UC Santa Barbara	10 4	
								94	H	UC Santa Barbara	7 0	

Non-Div. I Games:

Cal Poly



BY  
Y  
U

Page 67



Average RPI Win: 133		WON-LOST	WINNING	LAST 10	STRENGTH OF	OPP. STRENGTH	TEAM	ADJ	CONF.	ADJ CONF.			
Average RPI Loss: 65		RECORD	PCT. RANK	GAMES	SCHEDULE	OF SCHEDULE	RPI	RPI	RPI	RPI			
DIV. I ONLY		20-18-0	.52632	139	2-8-0	33	42	65	.54499	65	13	13	
DIV. I NON-CONF.		8-12-0	.4	195	0-7-0	6	20	80	.53428	80	11	10	
<hr/>													
TOTALS		RPI 1-25		RPI 26-50		W-L RECORDS		RPI 51-100		RPI 101-150		RPI 150+	
20-18-0		2-7-0		1-2-0		OVERALL		4-4-0		4-5-0		9-1-0	
10-9-0		2-1-0		0-1-0		HOME		1-3-0		2-3-0		5-1-0	
9-8-0		0-5-0		1-1-0		AWAY		2-1-0		2-2-0		4-0-0	
1-1-0		0-1-0		0-0-0		NEUTRAL		1-0-0		0-0-0		0-0-0	
8-12-0		2-7-0		1-2-0		NON-CONFERENCE		1-1-0		1-2-0		3-1-0	
5-5-0		2-1-0		0-1-0		HOME		0-1-0		1-1-0		2-1-0	
2-7-0		0-5-0		1-0-		AWAY		0-0-0		0-1-0		1-0-0	
1-1-0		0-1-0		0-0-0		NEUTRAL		1-0-0		0-0-0		0-0-0	
12-6-0		0-0-0		0-0-0		CONFERENCE		3-3-0		3-3-0		6-0-0	
5-4-0		0-0-0		0-0-0		HOME		1-2-0		1-2-0		3-0-0	
7-2-0		0-0-0		0-0-0		AWAY		2-1-0		2-1-0		3-0-0	
0-0-0		0-0-0		0-0-0		NEUTRAL		0-0-0		0-0-0		0-0-0	
RPI	S	Opponent		Score	RPI	S	Opponent		Score	RPI	S	Opponent	Score
3	A	North Carolina		5 14	32	A	UNC Wilmington		3 7	52	N	Kansas St.	4 3
3	H	North Carolina		3 15	32	H	UNC Wilmington		5 8	56	H	Col. of Charleston	6 11
13	H	Virginia Tech		4 3	38	A	Coastal Caro.		8 7	56	H	Col. of Charleston	3 2
19	A	North Carolina St.		6 8						56	H	Col. of Charleston	4 7
19	H	North Carolina St.		24 12						93	A	Citadel	8 5
24	A	Louisville		1 10						93	A	Citadel	7 14
24	A	Louisville		5 7						93	A	Citadel	8 6
24	A	Louisville		0 4						95	H	East Carolina	4 11
25	N	Kentucky		1 6									

Non-Div. I Games:

Elon



Xavier

Average RPI Win: 192		WON-LOST	WINNING	LAST 10	STRENGTH OF		OPP. STRENGTH	TEAM	ADJ	CONF.	ADJ CONF.
Average RPI Loss: 85		RECORD	PCT. RANK	GAMES	SCHEDULE		OF SCHEDULE	RPI	RPI	RPI	RPI
DIV. I ONLY		18-15-0	.54545	119	8-1-0		101	155	66	.54443	66
DIV. I NON-CONF.		11-13-0	.45833	167	5-1-0		66	65	55	.54888	55
TOTALS		RPI 1-25	RPI 26-50		W-L RECORDS		RPI 51-100		RPI 101-150		RPI 150+
18-15-0		0-5-0	2-1-0		OVERALL		3-4-0		1-2-0		14-3-0
7-1-0		0-1-0	0-0-0		HOME		1-0-0		0-0-0		7-0-0
10-14-0		0-4-0	2-1-0		AWAY		2-4-0		1-2-0		6-3-0
1-0-0		0-0-0	0-0-0		NEUTRAL		0-0-0		0-0-0		1-0-0
11-13-0		0-5-0	2-1-0		NON-CONFERENCE		3-4-0		0-0-0		8-3-0
2-1-0		0-1-0	0-0-0		HOME		1-0-0		0-0-0		1-0-0
10-12-0		0-4-0	2-0-		AWAY		2-4-0		0-0-0		6-3-0
1-0-0		0-0-0	0-0-0		NEUTRAL		0-0-0		0-0-0		1-0-0
7-2-0		0-0-0	0-0-0		CONFERENCE		0-0-0		1-2-0		6-0-0
6-0-0		0-0-0	0-0-0		HOME		0-0-0		0-0-0		6-0-0
1-2-0		0-0-0	0-0-0		AWAY		0-0-0		1-2-0		0-0-0
0-0-0		0-0-0	0-0-0		NEUTRAL		0-0-0		0-0-0		0-0-0
RPI S	Opponent	Score	RPI S	Opponent	Score	RPI S	Opponent	Score	RPI S	Opponent	Score
11 H	Indiana	5 9	43 A	Middle Tenn.	8 4	56 A	Col. of Charleston	3 6	122 A	Saint Louis	14 4
24 A	Louisville	1 6	43 A	Middle Tenn.	4 24	56 A	Col. of Charleston	6 5	122 A	Saint Louis	1 11
24 A	Louisville	6 8	43 A	Middle Tenn.	12 0	56 A	Col. of Charleston	1 4	122 A	Saint Louis	3 4
24 A	Louisville	0 7				81 A	Ga. Southern	11 4	177 A	UAB	2 4
25 A	Kentucky	3 6				81 A	Ga. Southern	5 7	177 A	UAB	12 4
						81 A	Ga. Southern	3 9	177 A	UAB	3 4
						96 H	Bryant	1 0	180 N	Miami (OH)	7 6
									228 A	Evansville	4 3
									228 A	Evansville	3 2
									228 A	Evansville	9 7
									229 A	Akron	11 3
									232 H	Wright St.	8 4
									253 A	Cincinnati	6 7
									261 H	St. Bonaventure	15 0
									261 H	St. Bonaventure	11 2
									261 H	St. Bonaventure	12 3
									274 H	Dayton	12 4
									274 H	Dayton	12 3
									274 H	Dayton	4 3
									288 A	Ohio	15 10
			LAST 10 GAMES								
			180 N	Miami (OH)	7 6	228 A	Evansville	9 7			
			229 A	Akron	11 3	253 A	Cincinnati	6 7			
			232 H	Wright St.	8 4	274 H	Dayton	12 4			
			228 A	Evansville	4 3	274 H	Dayton	4 3			
			228 A	Evansville	3 2	274 H	Dayton	12 3			

Non-Div. I Games:

Xavier



Average RPI Win:	155	WON-LOST RECORD	WINNING PCT. RANK	LAST 10 GAMES	STRENGTH OF SCHEDULE	OPP. STRENGTH OF SCHEDULE	TEAM RPI	ADJ RPI	CONF. RPI	ADJ CONF. RPI		
DIV. I ONLY		22-10-0	.6875	40	6-4-0	193	70	67	.54375	67	6	6
DIV. I NON-CONF.		17-6-0	.73913	36	2-2-0	224	110	56	.54844	56	5	5
<hr/>												
TOTALS	RPI 1-25	RPI 26-50		W-L RECORDS		RPI 51-100		RPI 101-150		RPI 150+		
22-10-0	1-2-0	0-0-0		OVERALL		4-3-0		6-3-0		11-2-0		
7-4-0	0-0-0	0-0-0		HOME		1-2-0		0-0-0		6-2-0		
8-6-0	1-2-0	0-0-0		AWAY		3-1-0		4-3-0		0-0-0		
7-0-0	0-0-0	0-0-0		NEUTRAL		0-0-0		2-0-0		5-0-0		
17-6-0	0-0-0	0-0-0		NON-CONFERENCE		3-1-0		6-3-0		8-2-0		
3-2-0	0-0-0	0-0-0		HOME		0-0-0		0-0-0		3-2-0		
7-4-0	0-0-0	0-0-		AWAY		3-1-0		4-3-0		0-0-0		
7-0-0	0-0-0	0-0-0		NEUTRAL		0-0-0		2-0-0		5-0-0		
5-4-0	1-2-0	0-0-0		CONFERENCE		1-2-0		0-0-0		3-0-0		
4-2-0	0-0-0	0-0-0		HOME		1-2-0		0-0-0		3-0-0		
1-2-0	1-2-0	0-0-0		AWAY		0-0-0		0-0-0		0-0-0		
0-0-0	0-0-0	0-0-0		NEUTRAL		0-0-0		0-0-0		0-0-0		
RPI	S	Opponent	Score	RPI	S	Opponent	Score	RPI	S	Opponent	Score	
11	A	Indiana	2 3					62	A	Baylor	6 1	
11	A	Indiana	3 2					62	A	Baylor	5 4	
11	A	Indiana	3 7					62	A	Baylor	4 3	
								68	H	Nebraska	8 7	
								68	H	Nebraska	4 6	
								68	H	Nebraska	5 9	
								95	A	East Carolina	2 8	

Non-Div. I Games:

Illinois



Average RPI Win: 131		WON-LOST	WINNING	LAST 10	STRENGTH OF		OPP. STRENGTH	TEAM	ADJ	CONF.	ADJ CONF.
Average RPI Loss: 75		RECORD	PCT. RANK	GAMES	SCHEDULE		OF SCHEDULE	RPI	RPI	RPI	RPI
DIV. I ONLY		14-19-0	.42424	200	6-4-0		16	157	68	.54349	68
DIV. I NON-CONF.		6-15-0	.28571	247	2-1-0		17	147	125	.50955	125
TOTALS		RPI 1-25	RPI 26-50		W-L RECORDS		RPI 51-100		RPI 101-150		RPI 150+
14-19-0		0-4-0	4-7-0		OVERALL		4-4-0		2-2-0		6-2-0
8-2-0		0-0-0	3-2-0		HOME		2-0-0		0-0-0		5-0-0
6-17-0		0-4-0	1-5-0		AWAY		2-4-0		2-2-0		1-2-0
0-0-0		0-0-0	0-0-0		NEUTRAL		0-0-0		0-0-0		0-0-0
6-15-0		0-4-0	3-5-0		NON-CONFERENCE		2-3-0		0-1-0		3-2-0
6-0-0		0-0-0	2-0-0		HOME		2-0-0		0-0-0		2-0-0
2-15-0		0-4-0	1-0-		AWAY		0-3-0		0-1-0		1-2-0
0-0-0		0-0-0	0-0-0		NEUTRAL		0-0-0		0-0-0		0-0-0
8-4-0		0-0-0	1-2-0		CONFERENCE		2-1-0		2-1-0		3-0-0
4-2-0		0-0-0	1-2-0		HOME		0-0-0		0-0-0		3-0-0
4-2-0		0-0-0	0-0-0		AWAY		2-1-0		2-1-0		0-0-0
0-0-0		0-0-0	0-0-0		NEUTRAL		0-0-0		0-0-0		0-0-0
RPI S	Opponent	Score	RPI S	Opponent	Score	RPI S	Opponent	Score	RPI S	Opponent	Score
10 A	Cal St. Fullerton	0 9	40 H	Ohio St.	5 6	52 A	Kansas St.	8 10	123 A	Southern California	3 4
10 A	Cal St. Fullerton	4 10	40 H	Ohio St.	4 7	52 A	Kansas St.	1 9	145 A	Iowa	12 5
10 A	Cal St. Fullerton	7 8	40 H	Ohio St.	11 2	67 A	Illinois	9 5	145 A	Iowa	12 8
10 A	Cal St. Fullerton	5 10	41 A	UC Irvine	4 1	67 A	Illinois	7 8	145 A	Iowa	5 6
			41 A	UC Irvine	1 2	67 A	Illinois	6 4	188 H	Northwestern	8 5
			41 A	UC Irvine	0 2	88 A	CSU Bakersfield	4 9	188 H	Northwestern	8 6
			45 H	Arkansas	3 0	98 H	New Mexico	8 5	188 H	Northwestern	10 9
			45 H	Arkansas	4 2	98 H	New Mexico	3 0	227 H	Northern Colo.	5 1
			46 A	Texas	0 2				227 H	Northern Colo.	10 5
			46 A	Texas	3 4				280 A	Louisiana Tech	3 2
			46 A	Texas	2 8				280 A	Louisiana Tech	0 5
									280 A	Louisiana Tech	1 2
LAST 10 GAMES											
45 H	Arkansas	4 2	145 A	Iowa	5 6						
45 H	Arkansas	3 0	145 A	Iowa	12 8						
40 H	Ohio St.	4 7	145 A	Iowa	12 5						
40 H	Ohio St.	5 6	52 A	Kansas St.	1 9						
40 H	Ohio St.	11 2	188 H	Northwestern	8 6						

Non-Div. I Games:

Nebraska



Average RPI Win:	120	WON-LOST RECORD	WINNING PCT. RANK	LAST 10 GAMES	STRENGTH OF SCHEDULE	OPP. STRENGTH OF SCHEDULE	TEAM RPI	ADJ RPI	CONF. RPI	ADJ CONF. RPI					
DIV. I ONLY		16-18-0	.47059	173	4-6-0	18	23	69	.54286	69	2	2			
DIV. I NON-CONF.		11-8-0	.57895	101	2-1-0	74	74	79	.53433	79	2	2			
<hr/>															
TOTALS	RPI 1-25	RPI 26-50		W-L RECORDS		RPI 51-100		RPI 101-150		RPI 150+					
16-18-0	4-10-0	1-3-0		OVERALL		3-3-0		5-1-0		4-1-0					
10-7-0	1-5-0	0-0-0		HOME		2-0-0		4-1-0		3-1-0					
5-9-0	2-4-0	1-2-0		AWAY		1-3-0		1-0-0		0-0-0					
2-2-0	1-1-0	0-1-0		NEUTRAL		0-0-0		0-0-0		1-0-0					
11-8-0	2-3-0	0-1-0		NON-CONFERENCE		3-3-0		3-0-0		4-1-0					
8-3-0	1-2-0	0-0-0		HOME		2-0-0		2-0-0		3-1-0					
2-3-0	0-0-0	0-0-		AWAY		1-3-0		1-0-0		0-0-0					
2-2-0	1-1-0	0-1-0		NEUTRAL		0-0-0		0-0-0		1-0-0					
5-10-0	2-7-0	1-2-0		CONFERENCE		0-0-0		2-1-0		0-0-0					
2-4-0	0-3-0	0-0-0		HOME		0-0-0		2-1-0		0-0-0					
3-6-0	2-4-0	1-2-0		AWAY		0-0-0		0-0-0		0-0-0					
0-0-0	0-0-0	0-0-0		NEUTRAL		0-0-0		0-0-0		0-0-0					
<hr/>															
RPI S	Opponent	Score		RPI S	Opponent	Score		RPI S	Opponent	Score		RPI S	Opponent	Score	
2 A	Vanderbilt	8	12	27 N	Notre Dame	2	3	77 H	Western Ky.	4	0	102 H	Missouri	6	14
2 A	Vanderbilt	3	8	39 A	Alabama	7	6	77 H	Western Ky.	5	4	102 H	Missouri	7	6
2 A	Vanderbilt	3	4	39 A	Alabama	1	15	91 A	UNLV	2	3	102 H	Missouri	4	0
9 H	Arizona St.	11	2	39 A	Alabama	1	12	91 A	UNLV	8	3	111 H	Western Caro.	10	5
9 H	Arizona St.	0	4					91 A	UNLV	9	10	116 A	East Tenn. St.	4	3
9 H	Arizona St.	1	5					91 A	UNLV	4	5	116 H	East Tenn. St.	9	7
13 N	Virginia Tech	5	4									167 H	Longwood	5	7
13 N	Virginia Tech	3	7									283 N	Massachusetts	6	4
21 H	South Carolina	2	19									286 H	Alcorn	12	4
21 H	South Carolina	4	5									286 H	Alcorn	16	0
21 H	South Carolina	8	12									286 H	Alcorn	13	6
25 A	Kentucky	5	0												
25 A	Kentucky	10	9												
25 A	Kentucky	4	5												
				LAST 10 GAMES											
13 N	Virginia Tech	5	4	21 H	South Carolina	2	19								
25 A	Kentucky	5	0	21 H	South Carolina	8	12								
25 A	Kentucky	10	9	21 H	South Carolina	4	5								
25 A	Kentucky	4	5	167 H	Longwood	5	7								
116 A	East Tenn. St.	4	3	2 A	Vanderbilt	8	12								

Non-Div. I Games:

Tennessee



[illegible]

**Non-Div. I Games:**

Southeastern La.



Average RPI Win:		142	WON-LOST RECORD		WINNING PCT. RANK		LAST 10 GAMES		STRENGTH OF SCHEDULE		OPP. STRENGTH OF SCHEDULE		TEAM RPI		ADJ RPI		CONF. RPI		ADJ CONF. RPI				
Average RPI Loss:		106																					
DIV. I ONLY			23-10-1		.69118 39		9-1-0		229		9		71		.54136 71		12		12				
DIV. I NON-CONF.			12-6-1		.65789 66		2-0-0		262		4		89		.52966 88		8		8				
TOTALS		RPI 1-25		RPI 26-50		W-L RECORDS		RPI 51-100		RPI 101-150		RPI 150+											
23-10-1		0-1-1		4-3-0		OVERALL		4-2-0		3-0-0		13-4-0											
8-3-0		0-0-0		2-1-0		HOME		2-1-0		1-0-0		4-1-0											
10-4-0		0-0-0		1-2-0		AWAY		0-0-0		2-0-0		7-2-0											
5-3-1		0-1-1		1-0-0		NEUTRAL		2-1-0		0-0-0		2-1-0											
12-6-1		0-1-1		1-0-0		NON-CONFERENCE		2-1-0		3-0-0		7-4-0											
2-1-0		0-0-0		0-0-0		HOME		0-0-0		1-0-0		1-1-0											
6-2-0		0-0-0		0-0-		AWAY		0-0-0		2-0-0		4-2-0											
5-3-1		0-1-1		1-0-0		NEUTRAL		2-1-0		0-0-0		2-1-0											
11-4-0		0-0-0		3-3-0		CONFERENCE		2-1-0		0-0-0		6-0-0											
7-2-0		0-0-0		2-1-0		HOME		2-1-0		0-0-0		3-0-0											
4-2-0		0-0-0		1-2-0		AWAY		0-0-0		0-0-0		3-0-0											
0-0-0		0-0-0		0-0-0		NEUTRAL		0-0-0		0-0-0		0-0-0											
RPI	S	Opponent		Score		RPI	S	Opponent		Score		RPI	S	Opponent		Score							
1	N	Oregon St.		2	9	31	H	San Diego		9	10	74	N	UC Riverside		6	3	110	A	Washington St.	10	8	
9	N	Arizona St.		6	6	31	H	San Diego		8	1	80	H	San Francisco		9	5	110	A	Washington St.	7	2	
						31	H	San Diego		6	2	80	H	San Francisco		3	9	110	H	Washington St.	4	3	
						42	A	Loyola Marymount		2	9	80	H	San Francisco		3	2	163	A	Portland	2	1	
						42	A	Loyola Marymount		2	1	91	N	UNLV		9	3	163	A	Portland	4	1	
						42	A	Loyola Marymount		4	7	91	N	UNLV		0	4	163	A	Portland	5	4	
						45	N	Arkansas		3	0							165	N	Utah Valley	2	6	
																		165	N	Utah Valley	6	4	
																		171	A	Hawaii	0	2	
																		171	A	Hawaii	3	1	
																		171	A	Hawaii	7	1	
																		171	A	Hawaii	3	1	
																		201	A	Pacific	9	8	
																		201	A	Pacific	3	9	
																		201	N	Pacific	7	3	
																		240	H	Brown	6	5	
																		240	H	Brown	3	6	
																		266	H	St. Mary's (CA)	8	7	
																		266	H	St. Mary's (CA)	4	2	
																		266	H	St. Mary's (CA)	10	6	
						LAST 10 GAMES																	
						110	H	Washington St.		4	3	163	A	Portland		4	1						
						266	H	St. Mary's (CA)		10	6	163	A	Portland		5	4						
						266	H	St. Mary's (CA)		4	2	110	A	Washington St.		7	2						
						266	H	St. Mary's (CA)		8	7	42	A	Loyola Marymount		2	9						
						163	A	Portland		2	1	42	A	Loyola Marymount		2	1						

Non-Div. I Games:

Gonzaga



Average RPI Win:		154	WON-LOST RECORD		WINNING PCT. RANK		LAST 10 GAMES		STRENGTH OF SCHEDULE		OPP. STRENGTH OF SCHEDULE		TEAM RPI		ADJ RPI		CONF. RPI		ADJ CONF. RPI	
DIV. I ONLY			25-13-0		.65789 53		6-4-0		151		34		72		.54127 72		11		11	
DIV. I NON-CONF.			18-8-0		.69231 54		3-0-0		171		33		61		.5457 61		13		13	
TOTALS		RPI 1-25		RPI 26-50		W-L RECORDS		RPI 51-100		RPI 101-150		RPI 150+								
25-13-0		0-1-0		0-3-0		OVERALL		6-3-0		10-5-0		10-1-0								
14-6-0		0-0-0		0-1-0		HOME		1-0-0		8-4-0		6-1-0								
11-4-0		0-0-0		0-1-0		AWAY		5-2-0		2-1-0		4-0-0								
0-3-0		0-1-0		0-1-0		NEUTRAL		0-1-0		0-0-0		0-0-0								
18-8-0		0-1-0		0-3-0		NON-CONFERENCE		4-2-0		5-1-0		10-1-0								
12-3-0		0-0-0		0-1-0		HOME		1-0-0		5-1-0		6-1-0								
7-2-0		0-0-0		0-0-		AWAY		3-1-0		0-0-0		4-0-0								
0-3-0		0-1-0		0-1-0		NEUTRAL		0-1-0		0-0-0		0-0-0								
7-5-0		0-0-0		0-0-0		CONFERENCE		2-1-0		5-4-0		0-0-0								
3-3-0		0-0-0		0-0-0		HOME		0-0-0		3-3-0		0-0-0								
4-2-0		0-0-0		0-0-0		AWAY		2-1-0		2-1-0		0-0-0								
0-0-0		0-0-0		0-0-0		NEUTRAL		0-0-0		0-0-0		0-0-0								
RPI	S	Opponent		Score		RPI	S	Opponent		Score		RPI	S	Opponent		Score				
3	N	North Carolina		1	2	34	N	Texas A&M		3	8	62	N	Baylor		2	9			
						47	A	Sam Houston St.		3	9	86	A	Lamar		9	8			
						47	H	Sam Houston St.		0	3	87	H	California		1	0			
												95	A	East Carolina		8	7			
												95	A	East Carolina		2	3			
												95	A	East Carolina		3	0			
												100	A	FIU		6	5			
												100	A	FIU		7	2			
												100	A	FIU		7	11			
														128 H Tulane		4	2			
														128 H Tulane		6	7			
														128 H Tulane		6	3			
														143 H UTSA		11	5			
														147 H UCF		7	6			
														147 H UCF		7	11			
														147 H UCF		1	5			
														150 H Stephen F. Austin		3	2			
														166 H Texas St.		4	3			
														171 A Hawaii		3	1			
														171 A Hawaii		2	0			
														171 A Hawaii		7	5			
														171 A Hawaii		5	0			
														173 H Dallas Baptist		4	6			
														256 H Harvard		12	0			
														256 H Harvard		9	2			
														256 H Harvard		5	2			
														280 H Louisiana Tech		7	5			
														280 H Louisiana Tech		4	2			
LAST 10 GAMES																				
						103	H	Texas Tech		11	2	95	A	East Carolina		8	7			
						147	H	UCF		7	6	95	A	East Carolina		2	3			
						147	H	UCF		7	11	95	A	East Carolina		3	0			
						147	H	UCF		1	5	166	H	Texas St.		4	3			
						86	A	Lamar		9	8	128	H	Tulane		6	7			

Non-Div. I Games:

Rice



Average RPI Win:		153	WON-LOST RECORD		WINNING PCT. RANK		LAST 10 GAMES		STRENGTH OF SCHEDULE		OPP. STRENGTH OF SCHEDULE		TEAM RPI		ADJ RPI		CONF. RPI		ADJ CONF. RPI				
DIV. I ONLY			23-12-0		.65714 55		9-1-0		89		84		73		.54097 73		3		3				
DIV. I NON-CONF.			15-5-0		.75 33		0-0-0		221		226		120		.51417 120		3		3				
TOTALS		RPI 1-25		RPI 26-50				W-L RECORDS				RPI 51-100				RPI 101-150				RPI 150+			
23-12-0		1-6-0		0-0-0				OVERALL				5-1-0				7-3-0				11-2-0			
20-7-0		1-3-0		0-0-0				HOME				5-1-0				4-1-0				11-2-0			
3-5-0		0-3-0		0-0-0				AWAY				0-0-0				3-2-0				0-0-0			
0-0-0		0-0-0		0-0-0				NEUTRAL				0-0-0				0-0-0				0-0-0			
15-5-0		0-0-0		0-0-0				NON-CONFERENCE				2-1-0				2-2-0				11-2-0			
14-4-0		0-0-0		0-0-0				HOME				2-1-0				1-1-0				11-2-0			
1-1-0		0-0-0		0-0-				AWAY				0-0-0				1-1-0				0-0-0			
0-0-0		0-0-0		0-0-0				NEUTRAL				0-0-0				0-0-0				0-0-0			
9-7-0		1-6-0		0-0-0				CONFERENCE				3-0-0				5-1-0				0-0-0			
7-3-0		1-3-0		0-0-0				HOME				3-0-0				3-0-0				0-0-0			
2-4-0		0-3-0		0-0-0				AWAY				0-0-0				2-1-0				0-0-0			
0-0-0		0-0-0		0-0-0				NEUTRAL				0-0-0				0-0-0				0-0-0			
RPI	S	Opponent		Score		RPI	S	Opponent		Score		RPI	S	Opponent		Score		RPI	S	Opponent		Score	
1	H	Oregon St.		2	6							80	H	San Francisco		6	4	103	H	Texas Tech		2	5
1	H	Oregon St.		3	4							80	H	San Francisco		5	2	103	H	Texas Tech		6	2
1	H	Oregon St.		4	8							80	H	San Francisco		2	9	104	H	Utah		2	1
5	A	Oregon		1	2							87	H	California		10	1	104	H	Utah		15	4
5	A	Oregon		1	5							87	H	California		6	4	104	H	Utah		4	3
5	A	Oregon		6	7							87	H	California		5	4	110	A	Washington St.		6	5
9	H	Arizona St.		10	9													110	A	Washington St.		7	3
																		110	A	Washington St.		5	9
																		131	A	Long Beach St.		3	1
																		131	A	Long Beach St.		4	5
																		155	H	Columbia		4	3
																		155	H	Columbia		4	8
																		155	H	Columbia		7	5
																		157	H	Butler		14	2
																		157	H	Butler		14	2
																		165	H	Utah Valley		1	3
																		165	H	Utah Valley		14	5
																		275	H	San Jose St.		9	4
																		275	H	San Jose St.		15	4
																		275	H	San Jose St.		8	7
																		289	H	Coppin St.		13	9
																		289	H	Coppin St.		14	1
																		289	H	Coppin St.		16	0
LAST 10 GAMES																							
						9	H	Arizona St.		10	9	87	H	California		6	4						
						110	A	Washington St.		7	3	87	H	California		10	1						
						110	A	Washington St.		6	5	104	H	Utah		2	1						
						110	A	Washington St.		5	9	104	H	Utah		15	4						
						87	H	California		5	4	104	H	Utah		4	3						

Non-Div. I Games:

Arizona



Average RPI Win:		139	WON-LOST RECORD		WINNING PCT. RANK		LAST 10 GAMES		STRENGTH OF SCHEDULE		OPP. STRENGTH OF SCHEDULE		TEAM RPI		ADJ RPI		CONF. RPI		ADJ CONF. RPI				
DIV. I ONLY			17-14-0		.54839 118		4-6-0		99		47		74		.54047 74		7		7				
DIV. I NON-CONF.			11-11-0		.5 133		1-3-0		111		35		83		.53235 83		7		7				
TOTALS		RPI 1-25		RPI 26-50				W-L RECORDS				RPI 51-100				RPI 101-150				RPI 150+			
17-14-0		0-2-0		4-1-0				OVERALL				3-8-0				2-2-0				8-2-0			
11-0-0		0-0-0		4-0-0				HOME				1-1-0				0-0-0				6-0-0			
5-11-0		0-0-0		0-1-0				AWAY				2-6-0				2-2-0				1-2-0			
1-3-0		0-2-0		0-0-0				NEUTRAL				0-1-0				0-0-0				1-0-0			
11-11-0		0-2-0		1-1-0				NON-CONFERENCE				3-5-0				2-2-0				5-2-0			
5-1-0		0-0-0		1-0-0				HOME				1-1-0				0-0-0				3-0-0			
5-8-0		0-0-0		0-0-				AWAY				2-3-0				2-2-0				1-2-0			
1-3-0		0-2-0		0-0-0				NEUTRAL				0-1-0				0-0-0				1-0-0			
6-3-0		0-0-0		3-0-0				CONFERENCE				0-3-0				0-0-0				3-0-0			
6-0-0		0-0-0		3-0-0				HOME				0-0-0				0-0-0				3-0-0			
0-3-0		0-0-0		0-0-0				AWAY				0-3-0				0-0-0				0-0-0			
0-0-0		0-0-0		0-0-0				NEUTRAL				0-0-0				0-0-0				0-0-0			
RPI	S	Opponent		Score		RPI	S	Opponent		Score		RPI	S	Opponent		Score		RPI	S	Opponent		Score	
1	N	Oregon St.		4	5	41	H	UC Irvine		7	5	57	A	San Diego St.		2	10	107	A	Sacramento St.		3	4
1	N	Oregon St.		3	14	41	H	UC Irvine		3	2	57	H	San Diego St.		6	3	107	A	Sacramento St.		7	6
						41	H	UC Irvine		4	3	71	N	Gonzaga		3	6	107	A	Sacramento St.		4	7
						42	A	Loyola Marymount		3	10	91	H	UNLV		11	24	107	A	Sacramento St.		2	1
						42	H	Loyola Marymount		6	4	97	A	Cal St. Northridge		3	5	163	A	Portland		0	2
												97	A	Cal St. Northridge		1	3	163	A	Portland		2	4
												97	A	Cal St. Northridge		3	15	163	A	Portland		5	1
												98	A	New Mexico		14	9	165	N	Utah Valley		8	7
												98	A	New Mexico		14	12	201	H	Pacific		6	5
												98	A	New Mexico		9	11	201	H	Pacific		11	6
												98	A	New Mexico		7	10	201	H	Pacific		6	4
																		266	H	St. Mary's (CA)		4	1
																		266	H	St. Mary's (CA)		19	5
																		266	H	St. Mary's (CA)		12	6
LAST 10 GAMES																							
						91	H	UNLV		11	24	97	A	Cal St. Northridge		3	15						
						201	H	Pacific		6	4	97	A	Cal St. Northridge		1	3						
						201	H	Pacific		11	6	97	A	Cal St. Northridge		3	5						
						201	H	Pacific		6	5	57	H	San Diego St.		6	3						
						42	A	Loyola Marymount		3	10	57	A	San Diego St.		2	10						

Non-Div. I Games:

UC Riverside



[illegible]

**Non-Div. I Games:**

North Florida



Average RPI Win:		153	WON-LOST RECORD		WINNING PCT. RANK		LAST 10 GAMES		STRENGTH OF SCHEDULE		OPP. STRENGTH OF SCHEDULE		TEAM RPI		ADJ RPI		CONF. RPI		ADJ CONF. RPI				
DIV. I ONLY			22-13-0		.62857 66		7-3-0		192		74		76		.53936 76		9		9				
DIV. I NON-CONF.			14-9-0		.6087 87		2-2-0		195		44		74		.53683 74		10		11				
TOTALS		RPI 1-25		RPI 26-50		W-L RECORDS		RPI 51-100		RPI 101-150		RPI 150+											
22-13-0		1-0-0		5-3-0		OVERALL		2-2-0		1-2-0		14-6-0											
3-3-0		0-0-0		0-0-0		HOME		0-0-0		0-1-0		4-2-0											
14-8-0		0-0-0		3-3-0		AWAY		2-2-0		0-1-0		9-2-0											
5-2-0		1-0-0		2-0-0		NEUTRAL		0-0-0		1-0-0		1-2-0											
14-9-0		1-0-0		4-1-0		NON-CONFERENCE		2-2-0		1-2-0		7-4-0											
2-2-0		0-0-0		0-0-0		HOME		0-0-0		0-1-0		2-1-0											
8-5-0		0-0-0		2-0-		AWAY		2-2-0		0-1-0		4-1-0											
5-2-0		1-0-0		2-0-0		NEUTRAL		0-0-0		1-0-0		1-2-0											
8-4-0		0-0-0		1-2-0		CONFERENCE		0-0-0		0-0-0		7-2-0											
2-1-0		0-0-0		0-0-0		HOME		0-0-0		0-0-0		2-1-0											
6-3-0		0-0-0		1-2-0		AWAY		0-0-0		0-0-0		5-1-0											
0-0-0		0-0-0		0-0-0		NEUTRAL		0-0-0		0-0-0		0-0-0											
RPI	S	Opponent		Score		RPI	S	Opponent		Score		RPI	S	Opponent		Score							
11	N	Indiana		4 3		36	A	Seton Hall		0 3		56	A	Col. of Charleston		9 4		103	N	Texas Tech		1 0	
						36	A	Seton Hall		3 4		84	A	Presbyterian		4 5		125	H	Northeastern		2 4	
						36	A	Seton Hall		3 2		84	A	Presbyterian		4 6		147	A	UCF		3 7	
						40	N	Ohio St.		5 2		84	A	Presbyterian		13 2		158	H	St. John's (NY)		0 3	
						47	A	Sam Houston St.		4 6								158	H	St. John's (NY)		9 2	
						47	A	Sam Houston St.		6 5								158	H	St. John's (NY)		5 3	
						47	A	Sam Houston St.		8 0								161	H	Boston College		4 7	
						49	N	Troy		13 8								181	N	Central Mich.		6 2	
																		182	N	Purdue		8 11	
																		182	N	Purdue		3 5	
																		187	A	Stetson		9 3	
																		214	A	Central Conn. St.		8 5	
																		216	A	Georgetown		6 0	
																		216	A	Georgetown		2 5	
																		216	A	Georgetown		3 2	
																		217	H	Quinnipiac		4 2	
																		237	A	Hartford		9 1	
																		240	A	Brown		11 6	
																		257	A	Villanova		4 3	
																		257	A	Villanova		4 1	
																		257	A	Villanova		9 4	
																		260	H	Fairfield		12 5	
																		285	A	Yale		5 15	
						LAST 10 GAMES																	
						260	H	Fairfield		12 5		125	H	Northeastern		2 4		285	A	Yale		5 15	
						257	A	Villanova		9 4		158	H	St. John's (NY)		5 3							
						257	A	Villanova		4 1		158	H	St. John's (NY)		9 2							
						257	A	Villanova		4 3		158	H	St. John's (NY)		0 3							
						240	A	Brown		11 6		285	A	Yale		5 15							

Non-Div. I Games:

Connecticut



Average RPI Win:		101	WON-LOST RECORD		WINNING PCT. RANK		LAST 10 GAMES		STRENGTH OF SCHEDULE		OPP. STRENGTH OF SCHEDULE		TEAM RPI		ADJ RPI		CONF. RPI		ADJ CONF. RPI				
DIV. I ONLY			20-16-0		.55556 111		4-6-0		42		71		77		.53833 77		5		5				
DIV. I NON-CONF.			10-11-0		.47619 153		1-2-0		124		122		172		.488 172		6		6				
TOTALS		RPI 1-25		RPI 26-50		W-L RECORDS		RPI 51-100		RPI 101-150		RPI 150+											
20-16-0		2-0-0		7-4-0		OVERALL		2-3-0		5-5-0		4-5-0											
15-8-0		1-0-0		7-3-0		HOME		0-0-0		3-1-0		4-4-0											
5-8-0		1-0-0		0-1-0		AWAY		2-3-0		2-4-0		0-1-0											
0-0-0		0-0-0		0-0-0		NEUTRAL		0-0-0		0-0-0		0-0-0											
10-11-0		2-0-0		0-2-0		NON-CONFERENCE		0-2-0		4-3-0		4-5-0											
8-6-0		1-0-0		0-1-0		HOME		0-0-0		3-1-0		4-4-0											
2-6-0		1-0-0		0-0-		AWAY		0-2-0		1-2-0		0-1-0											
0-0-0		0-0-0		0-0-0		NEUTRAL		0-0-0		0-0-0		0-0-0											
10-5-0		0-0-0		7-2-0		CONFERENCE		2-1-0		1-2-0		0-0-0											
7-2-0		0-0-0		7-2-0		HOME		0-0-0		0-0-0		0-0-0											
3-3-0		0-0-0		0-0-0		AWAY		2-1-0		1-2-0		0-0-0											
0-0-0		0-0-0		0-0-0		NEUTRAL		0-0-0		0-0-0		0-0-0											
RPI	S	Opponent		Score		RPI	S	Opponent		Score		RPI	S	Opponent		Score		RPI	S	Opponent		Score	
24	H	Louisville		6	5	30	A	Austin Peay		6	7	69	A	Tennessee		4	5	112	A	Arkansas St.		3	5
25	A	Kentucky		6	3	30	H	Austin Peay		1	3	69	A	Tennessee		0	4	112	A	Arkansas St.		4	2
						35	H	La.-Lafayette		3	0	100	A	FIU		9	8	112	A	Arkansas St.		0	6
						35	H	La.-Lafayette		6	8	100	A	FIU		2	5	120	A	Belmont		4	13
						35	H	La.-Lafayette		10	9	100	A	FIU		4	3	120	H	Belmont		6	7
						43	H	Middle Tenn.		6	5							135	H	VMI		7	2
						43	H	Middle Tenn.		9	7							135	H	VMI		4	3
						43	H	Middle Tenn.		12	2							135	H	VMI		13	5
						49	H	Troy		7	6							146	A	Southern Ill.		1	6
						49	H	Troy		5	4							146	A	Southern Ill.		6	4
						49	H	Troy		3	11							181	H	Central Mich.		4	2
																		181	H	Central Mich.		12	6
																		181	H	Central Mich.		2	4
																		213	H	Bowling Green		4	3
																		213	H	Bowling Green		2	3
																		213	H	Bowling Green		8	9
																		226	A	Lipscomb		0	2
																		226	H	Lipscomb		4	5
																		228	H	Evansville		8	5
						LAST 10 GAMES																	
						226	A	Lipscomb		0	2	112	A	Arkansas St.		3	5						
						49	H	Troy		7	6	112	A	Arkansas St.		4	2						
						49	H	Troy		5	4	112	A	Arkansas St.		0	6						
						49	H	Troy		3	11	30	H	Austin Peay		1	3						
						24	H	Louisville		6	5	35	H	La.-Lafayette		6	8						

Non-Div. I Games:

Western Ky.



Average RPI Win:	153	WON-LOST RECORD	WINNING PCT. RANK	LAST 10 GAMES	STRENGTH OF SCHEDULE	OPP. STRENGTH OF SCHEDULE	TEAM RPI	ADJ RPI	CONF. RPI	ADJ CONF. RPI	
DIV. I ONLY	21-10-0	.67742	46	5-5-0	203	87	78	.53809	78	15	15
DIV. I NON-CONF.	15-7-0	.68182	58	0-2-0	260	82	117	.51528	117	15	15
<hr/>											
TOTALS	RPI 1-25	RPI 26-50		W-L RECORDS	RPI 51-100		RPI 101-150		RPI 150+		
21-10-0	0-0-0	1-0-0		OVERALL	4-1-0		5-8-0		11-2-0		
9-2-0	0-0-0	0-0-0		HOME	3-0-0		0-2-0		6-1-0		
7-6-0	0-0-0	0-0-0		AWAY	1-1-0		5-5-0		1-0-0		
5-2-0	0-0-0	1-0-0		NEUTRAL	0-0-0		0-1-0		4-1-0		
15-7-0	0-0-0	1-0-0		NON-CONFERENCE	1-1-0		2-5-0		11-2-0		
6-3-0	0-0-0	0-0-0		HOME	0-0-0		0-2-0		6-1-0		
4-3-0	0-0-0	0-0-		AWAY	1-1-0		2-2-0		1-0-0		
5-2-0	0-0-0	1-0-0		NEUTRAL	0-0-0		0-1-0		4-1-0		
6-3-0	0-0-0	0-0-0		CONFERENCE	3-0-0		3-3-0		0-0-0		
3-0-0	0-0-0	0-0-0		HOME	3-0-0		0-0-0		0-0-0		
3-3-0	0-0-0	0-0-0		AWAY	0-0-0		3-3-0		0-0-0		
0-0-0	0-0-0	0-0-0		NEUTRAL	0-0-0		0-0-0		0-0-0		
RPI	S	Opponent	Score	RPI	S	Opponent	Score	RPI	S	Opponent	Score
				47	N	Sam Houston St.	3 2	53	H	Indiana St.	3 0
								53	H	Indiana St.	5 1
								53	H	Indiana St.	8 7
								98	A	New Mexico	5 6
								98	A	New Mexico	8 2
								102	H	Missouri	4 5
								108	A	Southern Miss.	5 1
								112	A	Arkansas St.	6 2
								112	A	Arkansas St.	5 7
								117	A	Illinois St.	1 2
								117	A	Illinois St.	8 3
								117	A	Illinois St.	0 6
								118	A	Oklahoma St.	4 5
								118	H	Oklahoma St.	4 6
								128	N	Tulane	4 6
								146	A	Southern Ill.	5 8
								146	A	Southern Ill.	14 6
								146	A	Southern Ill.	7 3
								166	A	Texas St.	3 2
								183	N	Northwestern St.	14 3
								183	N	Northwestern St.	5 0
								183	N	Northwestern St.	3 11
								185	N	Eastern Ill.	5 4
								188	H	Northwestern	2 1
								188	H	Northwestern	7 5
								188	H	Northwestern	3 2
								218	H	Southeast Mo. St.	11 4
								246	H	Western Ill.	3 6
								246	H	Western Ill.	10 4
								246	H	Western Ill.	3 2
								286	N	Alcorn	8 1
<hr/>											
LAST 10 GAMES											
				118	H	Oklahoma St.	4 6	117	A	Illinois St.	8 3
				146	A	Southern Ill.	5 8	117	A	Illinois St.	0 6
				146	A	Southern Ill.	14 6	117	A	Illinois St.	1 2
				146	A	Southern Ill.	7 3	53	H	Indiana St.	8 7
				102	H	Missouri	4 5	53	H	Indiana St.	5 1

Non-Div. I Games:

Missouri St.



Average RPI Win:	129	WON-LOST RECORD	WINNING PCT. RANK	LAST 10 GAMES	STRENGTH OF SCHEDULE	OPP. STRENGTH OF SCHEDULE	TEAM RPI	ADJ RPI	CONF. RPI	ADJ CONF. RPI	
DIV. I ONLY		20-14-0	.58824 81	6-4-0	129	18	79	.53789 79	12	12	
DIV. I NON-CONF.		12-10-0	.54545 118	3-3-0	108	8	90	.52959 89	8	8	
<hr/>											
TOTALS	RPI 1-25	RPI 26-50		W-L RECORDS	RPI 51-100		RPI 101-150		RPI 150+		
20-14-0	1-4-0	6-6-0		OVERALL	3-4-0		3-1-0		7-0-0		
11-7-0	0-2-0	2-4-0		HOME	0-1-0		2-1-0		7-0-0		
9-7-0	1-2-0	4-2-0		AWAY	3-3-0		1-0-0		0-0-0		
0-0-0	0-0-0	0-0-0		NEUTRAL	0-0-0		0-0-0		0-0-0		
12-10-0	1-4-0	2-4-0		NON-CONFERENCE	2-2-0		3-1-0		4-0-0		
6-7-0	0-2-0	0-3-0		HOME	0-1-0		2-1-0		4-0-0		
6-4-0	1-2-0	2-0-		AWAY	2-1-0		1-0-0		0-0-0		
0-0-0	0-0-0	0-0-0		NEUTRAL	0-0-0		0-0-0		0-0-0		
8-4-0	0-0-0	4-2-0		CONFERENCE	1-2-0		0-0-0		3-0-0		
5-1-0	0-0-0	2-1-0		HOME	0-0-0		0-0-0		3-0-0		
3-3-0	0-0-0	2-1-0		AWAY	1-2-0		0-0-0		0-0-0		
0-0-0	0-0-0	0-0-0		NEUTRAL	0-0-0		0-0-0		0-0-0		
<hr/>											
RPI S	Opponent	Score		RPI S	Opponent	Score		RPI S	Opponent	Score	
10 H	Cal St. Fullerton	3	6	31 A	San Diego	7	4	62 A	Baylor	4	5
10 H	Cal St. Fullerton	4	8	31 A	San Diego	2	4	63 A	Cal Poly	8	6
22 A	Oklahoma	1	8	31 A	San Diego	5	2	64 A	BYU	3	8
22 A	Oklahoma	7	10	34 A	Texas A&M	2	1	64 A	BYU	9	10
22 A	Oklahoma	7	2	34 A	Texas A&M	5	3	64 A	BYU	9	6
				34 A	Texas A&M	1	3	94 A	UC Santa Barbara	3	1
				36 H	Seton Hall	1	3	94 H	UC Santa Barbara	4	5
				36 H	Seton Hall	2	6				
				36 H	Seton Hall	3	9				
				42 H	Loyola Marymount	11	1				
				42 H	Loyola Marymount	0	3				
				42 H	Loyola Marymount	4	3				
<hr/>											
LAST 10 GAMES											
10 H	Cal St. Fullerton	4	8	140 H	Washington	4	1				
31 A	San Diego	5	2	140 H	Washington	1	0				
31 A	San Diego	2	4	140 H	Washington	2	6				
31 A	San Diego	7	4	94 A	UC Santa Barbara	3	1				
94 H	UC Santa Barbara	4	5	64 A	BYU	9	6				

Non-Div. I Games:

Pepperdine



Average RPI Win:		158	WON-LOST RECORD		WINNING PCT. RANK		LAST 10 GAMES		STRENGTH OF SCHEDULE		OPP. STRENGTH OF SCHEDULE		TEAM RPI		ADJ RPI		CONF. RPI		ADJ CONF. RPI				
Average RPI Loss:		94																					
DIV. I ONLY			19-15-0		.55882 106		9-1-0		124		88		80		.53703 80		12		12				
DIV. I NON-CONF.			11-11-0		.5 133		5-1-0		42		25		40		.55982 40		8		8				
TOTALS		RPI 1-25		RPI 26-50		W-L RECORDS		RPI 51-100		RPI 101-150		RPI 150+											
19-15-0		1-1-0		0-0-0		OVERALL		5-10-0		4-2-0		10-2-0											
5-6-0		0-0-0		0-0-0		HOME		0-4-0		0-0-0		5-2-0											
14-9-0		1-1-0		0-0-0		AWAY		5-6-0		4-2-0		5-0-0											
0-0-0		0-0-0		0-0-0		NEUTRAL		0-0-0		0-0-0		0-0-0											
11-11-0		1-1-0		0-0-0		NON-CONFERENCE		4-8-0		4-2-0		3-0-0											
1-4-0		0-0-0		0-0-0		HOME		0-4-0		0-0-0		1-0-0											
11-7-0		1-1-0		0-0-		AWAY		4-4-0		4-2-0		2-0-0											
0-0-0		0-0-0		0-0-0		NEUTRAL		0-0-0		0-0-0		0-0-0											
8-4-0		0-0-0		0-0-0		CONFERENCE		1-2-0		0-0-0		7-2-0											
4-2-0		0-0-0		0-0-0		HOME		0-0-0		0-0-0		4-2-0											
4-2-0		0-0-0		0-0-0		AWAY		1-2-0		0-0-0		3-0-0											
0-0-0		0-0-0		0-0-0		NEUTRAL		0-0-0		0-0-0		0-0-0											
RPI	S	Opponent		Score		RPI	S	Opponent		Score		RPI	S	Opponent		Score		RPI	S	Opponent		Score	
1	A	Oregon St.		5	6							63	H	Cal Poly		3	5	102	A	Missouri		2	6
1	A	Oregon St.		5	1							63	H	Cal Poly		0	1	102	A	Missouri		8	3
												63	H	Cal Poly		5	10	107	A	Sacramento St.		8	4
												71	A	Gonzaga		9	3	126	A	TCU		4	3
												71	A	Gonzaga		5	9	126	A	TCU		3	0
												71	A	Gonzaga		2	3	126	A	TCU		1	4
												73	A	Arizona		4	6	151	A	Nevada		4	1
												73	A	Arizona		9	2	151	H	Nevada		7	1
												73	A	Arizona		2	5	163	H	Portland		2	1
												87	A	California		11	5	163	H	Portland		2	1
												87	H	California		2	5	163	H	Portland		1	5
												94	A	UC Santa Barbara		11	5	266	H	St. Mary's (CA)		5	4
												94	A	UC Santa Barbara		4	1	266	H	St. Mary's (CA)		0	6
												94	A	UC Santa Barbara		1	6	266	H	St. Mary's (CA)		4	3
												94	A	UC Santa Barbara		2	6	275	A	San Jose St.		2	1
																		282	A	Santa Clara		4	3
																		282	A	Santa Clara		5	3
																		282	A	Santa Clara		7	5
LAST 10 GAMES																							
		87 A California		11	5			126 A TCU		4	3												
		282 A Santa Clara		7	5			126 A TCU		3	0												
		282 A Santa Clara		5	3			126 A TCU		1	4												
		282 A Santa Clara		4	3			107 A Sacramento St.		8	4												
		151 A Nevada		4	1			266 H St. Mary's (CA)		5	4												

Non-Div. I Games: San Fran. St. 10 5

San Francisco



Average RPI Win: 138		WON-LOST	WINNING	LAST 10	STRENGTH OF		OPP. STRENGTH	TEAM	ADJ		CONF.	ADJ CONF.
Average RPI Loss: 100		RECORD	PCT. RANK	GAMES	SCHEDULE		OF SCHEDULE	RPI	RPI		RPI	RPI
DIV. I ONLY		21-14-0	.6	76	3-7-0		113	39	81		.53682	81
DIV. I NON-CONF.		11-6-0	.64706	71	2-2-0		48	6	35		.56794	35
TOTALS		RPI 1-25	RPI 26-50		W-L RECORDS		RPI 51-100		RPI 101-150		RPI 150+	
21-14-0		4-4-0	0-0-0		OVERALL		3-6-0		2-1-0		12-5-0	
12-8-0		1-4-0	0-0-0		HOME		2-4-0		2-1-0		7-1-0	
9-6-0		3-0-0	0-0-0		AWAY		1-2-0		0-0-0		5-4-0	
0-0-0		0-0-0	0-0-0		NEUTRAL		0-0-0		0-0-0		0-0-0	
11-6-0		4-4-0	0-0-0		NON-CONFERENCE		2-1-0		2-1-0		3-2-0	
6-7-0		1-4-0	0-0-0		HOME		2-1-0		2-1-0		1-1-0	
5-1-0		3-0-0	0-0-		AWAY		0-0-0		0-0-0		2-1-0	
0-0-0		0-0-0	0-0-0		NEUTRAL		0-0-0		0-0-0		0-0-0	
10-8-0		0-0-0	0-0-0		CONFERENCE		1-5-0		0-0-0		9-3-0	
6-3-0		0-0-0	0-0-0		HOME		0-3-0		0-0-0		6-0-0	
4-5-0		0-0-0	0-0-0		AWAY		1-2-0		0-0-0		3-3-0	
0-0-0		0-0-0	0-0-0		NEUTRAL		0-0-0		0-0-0		0-0-0	
RPI S	Opponent	Score	RPI S	Opponent	Score	RPI S	Opponent	Score	RPI S	Opponent	Score	
11 H	Indiana	12 7				66 H	Xavier	4 11	138 H	Georgia	5 6	
11 H	Indiana	5 11				66 H	Xavier	7 5	138 H	Georgia	3 2	
12 A	Florida	8 7				66 H	Xavier	9 3	138 H	Georgia	11 2	
17 A	Georgia Tech	5 4				83 A	Appalachian St.	5 9	160 A	Kennesaw St.	0 5	
17 H	Georgia Tech	8 14				83 A	Appalachian St.	0 2	160 H	Kennesaw St.	3 8	
17 H	Georgia Tech	4 11				83 A	Appalachian St.	8 7	176 A	Samford	6 3	
20 A	Mercer	10 8				93 H	Citadel	0 11	176 A	Samford	18 14	
20 H	Mercer	3 5				93 H	Citadel	0 1	176 A	Samford	2 6	
						93 H	Citadel	2 8	178 A	Jacksonville	8 4	
									178 H	Jacksonville	11 4	
									195 A	UNC Greensboro	8 4	
									195 A	UNC Greensboro	6 10	
									195 A	UNC Greensboro	4 5	
									197 H	Wofford	3 0	
									197 H	Wofford	7 2	
									197 H	Wofford	7 5	
									198 A	Charleston So.	3 2	
									221 H	Davidson	9 4	
									221 H	Davidson	3 2	
									221 H	Davidson	6 4	
LAST 10 GAMES												
160 H	Kennesaw St.	3 8	198 A	Charleston So.	3 2							
20 H	Mercer	3 5	83 A	Appalachian St.	8 7							
93 H	Citadel	2 8	83 A	Appalachian St.	0 2							
93 H	Citadel	0 1	83 A	Appalachian St.	5 9							
93 H	Citadel	0 11	178 A	Jacksonville	8 4							

Non-Div. I Games:

Ga. Southern



**T  
O  
W  
S  
O  
N**

T  
O  
W  
S  
O  
N

Towson



Average RPI Win:	156	WON-LOST RECORD	WINNING PCT. RANK	LAST 10 GAMES	STRENGTH OF SCHEDULE	OPP. STRENGTH OF SCHEDULE	TEAM RPI	ADJ RPI	CONF. RPI	ADJ CONF. RPI		
DIV. I ONLY		20-11-0	.64516	61	7-3-0	165	143	83	.5347	83	13	13
DIV. I NON-CONF.		10-4-0	.71429	48	3-1-0	148	245	69	.54129	69	11	10
<hr/>												
TOTALS	RPI 1-25	RPI 26-50		W-L RECORDS		RPI 51-100		RPI 101-150		RPI 150+		
20-11-0	1-0-0	0-0-0		OVERALL		3-3-0		5-3-0		12-6-0		
9-5-0	0-0-0	0-0-0		HOME		2-1-0		2-0-0		5-4-0		
11-6-0	1-0-0	0-0-0		AWAY		1-1-0		3-3-0		7-2-0		
0-1-0	0-0-0	0-0-0		NEUTRAL		0-1-0		0-0-0		0-0-0		
10-4-0	1-0-0	0-0-0		NON-CONFERENCE		0-1-0		4-1-0		6-3-0		
5-3-0	0-0-0	0-0-0		HOME		0-0-0		2-0-0		3-3-0		
6-1-0	1-0-0	0-0-		AWAY		0-0-0		2-1-0		3-0-0		
0-1-0	0-0-0	0-0-0		NEUTRAL		0-1-0		0-0-0		0-0-0		
10-7-0	0-0-0	0-0-0		CONFERENCE		3-2-0		1-2-0		6-3-0		
4-2-0	0-0-0	0-0-0		HOME		2-1-0		0-0-0		2-1-0		
6-5-0	0-0-0	0-0-0		AWAY		1-1-0		1-2-0		4-2-0		
0-0-0	0-0-0	0-0-0		NEUTRAL		0-0-0		0-0-0		0-0-0		
RPI	S	Opponent	Score	RPI	S	Opponent	Score	RPI	S	Opponent	Score	
19	A	North Carolina St.	6 3					53	N	Campbell	6 11	
								56	A	Col. of Charleston	2 4	
								56	A	Col. of Charleston	5 2	
								81	H	Ga. Southern	7 8	
								81	H	Ga. Southern	2 0	
								81	H	Ga. Southern	9 5	
											</	

Non-Div. I Games:

Appalachian St.



Average RPI Win: 176		WON-LOST	WINNING	LAST 10	STRENGTH OF		OPP. STRENGTH	TEAM	ADJ	CONF.	ADJ CONF.
Average RPI Loss: 136		RECORD	PCT. RANK	GAMES	SCHEDULE		OF SCHEDULE	RPI	RPI	RPI	RPI
DIV. I ONLY		20-17-0	.54054	125	3-7-0		66	219	84	.53468	84
DIV. I NON-CONF.		13-12-0	.52	128	1-3-0		34	277	68	.54143	68
TOTALS		RPI 1-25	RPI 26-50		W-L RECORDS		RPI 51-100		RPI 101-150		RPI 150+
20-17-0		0-3-0	0-0-0		OVERALL		2-4-0		5-2-0		13-9-0
6-7-0		0-0-0	0-0-0		HOME		2-4-0		3-1-0		1-2-0
11-9-0		0-3-0	0-0-0		AWAY		0-0-0		2-1-0		9-6-0
3-1-0		0-0-0	0-0-0		NEUTRAL		0-0-0		0-0-0		3-1-0
13-12-0		0-3-0	0-0-0		NON-CONFERENCE		2-1-0		2-2-0		9-7-0
3-4-0		0-0-0	0-0-0		HOME		2-1-0		0-1-0		1-2-0
7-8-0		0-3-0	0-0-		AWAY		0-0-0		2-1-0		5-4-0
3-1-0		0-0-0	0-0-0		NEUTRAL		0-0-0		0-0-0		3-1-0
7-5-0		0-0-0	0-0-0		CONFERENCE		0-3-0		3-0-0		4-2-0
3-3-0		0-0-0	0-0-0		HOME		0-3-0		3-0-0		0-0-0
4-2-0		0-0-0	0-0-0		AWAY		0-0-0		0-0-0		4-2-0
0-0-0		0-0-0	0-0-0		NEUTRAL		0-0-0		0-0-0		0-0-0
RPI S	Opponent	Score	RPI S	Opponent	Score	RPI S	Opponent	Score	RPI S	Opponent	Score
6 A	Florida St.	2 9				53 H	Campbell	3 14	106 A	Furman	10 8
6 A	Florida St.	4 10				53 H	Campbell	1 7	106 A	Furman	6 2
18 A	Clemson	4 5				53 H	Campbell	1 3	106 H	Furman	3 8
						76 H	Connecticut	2 13	132 H	High Point	7 2
						76 H	Connecticut	6 4	132 H	High Point	7 6
						76 H	Connecticut	5 4	132 H	High Point	4 1
									138 A	Georgia	1 10
									152 H	Charlotte	6 5
									186 A	UNC Asheville	2 4
									186 A	UNC Asheville	5 4
									186 A	UNC Asheville	5 4
									197 A	Wofford	3 1
									197 H	Wofford	6 8
									197 N	Wofford	4 3
									204 A	Savannah St.	4 8
									204 A	Savannah St.	17 3
									204 A	Savannah St.	1 3
									204 A	Savannah St.	0 1
									212 A	N.C. Central	5 0
									212 A	N.C. Central	3 2
									212 A	N.C. Central	5 3
									220 A	Winthrop	1 3
									220 A	Winthrop	4 3
									220 A	Winthrop	9 3
									225 A	USC Upstate	2 5
									225 H	USC Upstate	7 13
									278 N	NJIT	3 2
LAST 10 GAMES			138 A	Georgia	1 10	53 H	Campbell	1 3	220 A	Winthrop	4 3
			186 A	UNC Asheville	5 4	53 H	Campbell	3 14	220 A	Winthrop	9 3
			186 A	UNC Asheville	2 4	53 H	Campbell	1 7	225 A	USC Upstate	2 5
			186 A	UNC Asheville	5 4	225 H	USC Upstate	7 13	225 H	USC Upstate	7 13
			18 A	Clemson	4 5	106 A	Furman	6 2	278 N	NJIT	3 2

Non-Div. I Games:

Presbyterian



RPI	S	Opponent	Score	
278	N	NJIT	2	1
278	N	NJIT	0	1

Presbyterian

P  
r  
e  
s  
b  
y  
t  
e  
r  
i  
a  
n

P  
r  
e  
s  
b  
y  
t  
e  
r  
i  
a  
n



Average RPI Win: 152		WON-LOST RECORD		WINNING PCT. RANK		LAST 10 GAMES		STRENGTH OF SCHEDULE		OPP. STRENGTH OF SCHEDULE		TEAM RPI		ADJ RPI		CONF. RPI		ADJ CONF. RPI	
DIV. I ONLY		21-13-0		.61765 67		7-2-0		81		154		85		.53459 85		6		6	
DIV. I NON-CONF.		14-11-0		.56 114		0-0-0		145		107		160		.49561 160		5		5	
TOTALS		RPI 1-25		RPI 26-50		W-L RECORDS		RPI 51-100		RPI 101-150		RPI 150+							
21-13-0		1-2-0		3-3-0		OVERALL		2-3-0		3-2-0		12-3-0							
14-9-0		0-0-0		3-3-0		HOME		1-2-0		1-1-0		9-3-0							
7-4-0		1-2-0		0-0-0		AWAY		1-1-0		2-1-0		3-0-0							
0-0-0		0-0-0		0-0-0		NEUTRAL		0-0-0		0-0-0		0-0-0							
14-11-0		1-2-0		1-2-0		NON-CONFERENCE		2-3-0		1-1-0		9-3-0							
12-8-0		0-0-0		1-2-0		HOME		1-2-0		1-1-0		9-3-0							
2-3-0		1-2-0		0-0-		AWAY		1-1-0		0-0-0		0-0-0							
0-0-0		0-0-0		0-0-0		NEUTRAL		0-0-0		0-0-0		0-0-0							
7-2-0		0-0-0		2-1-0		CONFERENCE		0-0-0		2-1-0		3-0-0							
2-1-0		0-0-0		2-1-0		HOME		0-0-0		0-0-0		0-0-0							
5-1-0		0-0-0		0-0-0		AWAY		0-0-0		2-1-0		3-0-0							
0-0-0		0-0-0		0-0-0		NEUTRAL		0-0-0		0-0-0		0-0-0							
RPI S	Opponent	Score		RPI S	Opponent	Score		RPI S	Opponent	Score		RPI S	Opponent	Score					
23 A	UCLA	6	2	40 H	Ohio St.	2	5	52 A	Kansas St.	8	3	104 H	Utah	4	1				
23 A	UCLA	1	14	40 H	Ohio St.	7	0	52 A	Kansas St.	3	4	114 H	Dartmouth	3	10				
23 A	UCLA	0	14	40 H	Ohio St.	1	0	53 H	Indiana St.	3	0	136 A	Michigan	3	11				
				46 H	Texas	4	5	53 H	Indiana St.	1	2	136 A	Michigan	3	1				
				46 H	Texas	5	1	53 H	Indiana St.	4	9	136 A	Michigan	2	1				
				46 H	Texas	3	6					164 H	South Dakota St.	5	1				
												184 H	Northern Ill.	1	2				
												188 A	Northwestern	7	1				
												188 A	Northwestern	6	3				
												188 A	Northwestern	4	2				
												206 H	North Dakota St.	4	2				
												219 H	Western Mich.	9	2				
												219 H	Western Mich.	0	2				
												219 H	Western Mich.	7	1				
												219 H	Western Mich.	15	1				
												224 H	Neb. Omaha	6	1				
												224 H	Neb. Omaha	9	10				
												246 H	Western Ill.	5	3				
												246 H	Western Ill.	5	1				
												246 H	Western Ill.	3	0				
				LAST 10 GAMES															
				188 A	Northwestern	7	1	40 H	Ohio St.	7	0								
				188 A	Northwestern	6	3	136 A	Michigan	2	1								
				188 A	Northwestern	4	2	136 A	Michigan	3	11								
				40 H	Ohio St.	1	0	136 A	Michigan	3	1								
				40 H	Ohio St.	2	5	164 H	South Dakota St.	5	1								

Non-Div. I Games: Hamline 3 1 Augsburg 4 1

Minnesota



Average RPI Win: 182		WON-LOST RECORD	WINNING PCT. RANK	LAST 10 GAMES	STRENGTH OF SCHEDULE	OPP. STRENGTH OF SCHEDULE	TEAM RPI	ADJ RPI		CONF. RPI	ADJ CONF. RPI												
Average RPI Loss: 115																							
DIV. I ONLY		26-11-0	.7027	30	5-5-0	154	200	86	.53339	86	10	10											
DIV. I NON-CONF.		20-5-0	.8	21	0-1-0	265	216	108	.5197	107	12	12											
<hr/>																							
TOTALS		RPI 1-25		RPI 26-50		W-L RECORDS		RPI 51-100		RPI 101-150		RPI 150+											
26-11-0		0-1-0		3-3-0		OVERALL		3-2-0		3-1-0		17-4-0											
21-6-0		0-0-0		2-1-0		HOME		1-1-0		3-1-0		15-3-0											
5-5-0		0-1-0		1-2-0		AWAY		2-1-0		0-0-0		2-1-0											
0-0-0		0-0-0		0-0-0		NEUTRAL		0-0-0		0-0-0		0-0-0											
20-5-0		0-1-0		0-0-0		NON-CONFERENCE		1-1-0		3-1-0		16-2-0											
18-3-0		0-0-0		0-0-0		HOME		1-1-0		3-1-0		14-1-0											
2-2-0		0-1-0		0-0-		AWAY		0-0-0		0-0-0		2-1-0											
0-0-0		0-0-0		0-0-0		NEUTRAL		0-0-0		0-0-0		0-0-0											
6-6-0		0-0-0		3-3-0		CONFERENCE		2-1-0		0-0-0		1-2-0											
3-3-0		0-0-0		2-1-0		HOME		0-0-0		0-0-0		1-2-0											
3-3-0		0-0-0		1-2-0		AWAY		2-1-0		0-0-0		0-0-0											
0-0-0		0-0-0		0-0-0		NEUTRAL		0-0-0		0-0-0		0-0-0											
RPI	S	Opponent		Score		RPI	S	Opponent		Score		RPI	S	Opponent		Score							
4	A	LSU		1	8	44	A	Central Ark.		0	10	60	H	Houston		6	3						
						44	A	Central Ark.		7	12	70	A	Southeastern La.		6	2						
						44	A	Central Ark.		3	2	70	A	Southeastern La.		5	7						
						47	H	Sam Houston St.		19	8	70	A	Southeastern La.		18	1						
						47	H	Sam Houston St.		4	7	72	H	Rice		8	9						
						47	H	Sam Houston St.		5	1												
														140	H	Washington		3	1				
														140	H	Washington		6	1				
														140	H	Washington		6	3				
														140	H	Washington		2	8				
														155	H	Columbia		5	1				
														155	H	Columbia		6	0				
														155	H	Columbia		9	5				
														155	H	Columbia		7	5				
														194	H	Texas Southern		8	1				
														196	H	McNeese St.		13	14				
														196	H	McNeese St.		1	0				
														196	H	McNeese St.		6	9				
														205	H	Houston Baptist		8	6				
														205	H	Houston Baptist		1	8				
														248	A	Tex.-Pan American		6	0				
														248	A	Tex.-Pan American		3	0				
														248	A	Tex.-Pan American		4	5				
														279	H	Northern Ky.		14	4				
														279	H	Northern Ky.		5	3				
														279	H	Northern Ky.		7	6				
														279	H	Northern Ky.		10	5				
														283	H	Massachusetts		8	0				
														283	H	Massachusetts		10	2				
														283	H	Massachusetts		4	2				
														287	H	Prairie View		7	1				
<hr/>																							
LAST 10 GAMES																							
						47	H	Sam Houston St.		5	1	70	A	Southeastern La.		5	7	283	H	Massachusetts		10	2
						47	H	Sam Houston St.		4	7	70	A	Southeastern La.		6	2	283	H	Massachusetts		4	2
						47	H	Sam Houston St.		19	8	44	A	Central Ark.		3	2	287	H	Prairie View		7	1
						72	H	Rice		8	9	44	A	Central Ark.		7	12						
						70	A	Southeastern La.		18	1	44	A	Central Ark.		0	10						

Non-Div. I Games:

Lamar



Average RPI Win:		147	WON-LOST RECORD		WINNING PCT. RANK		LAST 10 GAMES		STRENGTH OF SCHEDULE		OPP. STRENGTH OF SCHEDULE		TEAM RPI		ADJ RPI		CONF. RPI		ADJ CONF. RPI				
DIV. I ONLY			16-19-0		.45714 186		1-9-0		31		93		87		.53295 87		3		3				
DIV. I NON-CONF.			11-7-0		.61111 85		0-1-0		61		193		42		.55905 42		3		3				
TOTALS		RPI 1-25		RPI 26-50		W-L RECORDS		RPI 51-100		RPI 101-150		RPI 150+											
16-19-0		1-6-0		1-3-0		OVERALL		2-6-0		7-4-0		5-1-0											
8-5-0		0-3-0		0-0-0		HOME		0-1-0		4-2-0		4-0-0											
7-12-0		1-2-0		1-3-0		AWAY		1-4-0		3-2-0		1-1-0											
1-2-0		0-1-0		0-0-0		NEUTRAL		1-1-0		0-0-0		0-0-0											
11-7-0		0-1-0		1-3-0		NON-CONFERENCE		2-3-0		3-0-0		5-1-0											
7-1-0		0-0-0		0-0-0		HOME		0-1-0		3-0-0		4-0-0											
3-5-0		0-0-0		1-0-		AWAY		1-1-0		0-0-0		1-1-0											
1-2-0		0-1-0		0-0-0		NEUTRAL		1-1-0		0-0-0		0-0-0											
5-12-0		1-5-0		0-0-0		CONFERENCE		0-3-0		4-4-0		0-0-0											
1-5-0		0-3-0		0-0-0		HOME		0-0-0		1-2-0		0-0-0											
4-7-0		1-2-0		0-0-0		AWAY		0-3-0		3-2-0		0-0-0											
0-0-0		0-0-0		0-0-0		NEUTRAL		0-0-0		0-0-0		0-0-0											
RPI	S	Opponent		Score		RPI	S	Opponent		Score		RPI	S	Opponent		Score							
3	N	North Carolina		5	11	41	A	UC Irvine		3	5	60	N	Houston		13	2	104	A	Utah	9	5	
5	H	Oregon		4	10	41	A	UC Irvine		1	9	62	N	Baylor		0	9	104	A	Utah	9	5	
5	H	Oregon		2	3	41	A	UC Irvine		8	6	72	A	Rice		0	1	104	A	Utah	6	4	
5	H	Oregon		4	5	41	A	UC Irvine		3	4	73	A	Arizona		4	5	119	A	Stanford	3	4	
23	A	UCLA		3	8							73	A	Arizona		1	10	119	A	Stanford	0	5	
23	A	UCLA		5	1							73	A	Arizona		4	6	123	H	Southern California	15	5	
23	A	UCLA		2	10							80	A	San Francisco		5	2	123	H	Southern California	5	9	
												80	H	San Francisco		5	11	123	H	Southern California	3	4	
																		136	H	Michigan		2	1
																		136	H	Michigan		5	4
																		136	H	Michigan		6	5
																		255	H	Fresno St.		8	4
																		255	H	Fresno St.		4	3
																		255	H	Fresno St.		8	1
																		255	H	Fresno St.		5	4
																		275	A	San Jose St.		1	3
																		282	A	Santa Clara		3	1



Average RPI Win: 183		WON-LOST RECORD		WINNING PCT. RANK		LAST 10 GAMES		STRENGTH OF SCHEDULE		OPP. STRENGTH OF SCHEDULE		TEAM RPI		ADJ RPI		CONF. RPI		ADJ CONF. RPI	
DIV. I ONLY		24-13-0		.64865 59		6-4-0		107		199		88		.53294 88		18		18	
DIV. I NON-CONF.		15-10-0		.6 90		1-3-0		168		223		154		.49823 154		20		20	
TOTALS		RPI 1-25		RPI 26-50		W-L RECORDS		RPI 51-100		RPI 101-150		RPI 150+							
24-13-0		0-1-0		0-2-0		OVERALL		2-4-0		8-2-0		15-4-0							
17-8-0		0-1-0		0-1-0		HOME		1-3-0		4-0-0		12-3-0							
7-5-0		0-0-0		0-1-0		AWAY		1-1-0		4-2-0		3-1-0							
0-0-0		0-0-0		0-0-0		NEUTRAL		0-0-0		0-0-0		0-0-0							
15-10-0		0-1-0		0-2-0		NON-CONFERENCE		2-4-0		1-0-0		13-3-0							
12-7-0		0-1-0		0-1-0		HOME		1-3-0		1-0-0		10-2-0							
4-3-0		0-0-0		0-0-		AWAY		1-1-0		0-0-0		3-1-0							
0-0-0		0-0-0		0-0-0		NEUTRAL		0-0-0		0-0-0		0-0-0							
9-3-0		0-0-0		0-0-0		CONFERENCE		0-0-0		7-2-0		2-1-0							
5-1-0		0-0-0		0-0-0		HOME		0-0-0		3-0-0		2-1-0							
4-2-0		0-0-0		0-0-0		AWAY		0-0-0		4-2-0		0-0-0							
0-0-0		0-0-0		0-0-0		NEUTRAL		0-0-0		0-0-0		0-0-0							
RPI S	Opponent		Score		RPI S	Opponent		Score		RPI S	Opponent		Score		RPI S	Opponent		Score	
10 H	Cal St. Fullerton		2	8	41 A	UC Irvine		1	6	63 H	Cal Poly		2	5	107 A	Sacramento St.		4	2
					41 H	UC Irvine		4	5	68 H	Nebraska		9	4	107 A	Sacramento St.		0	5
										91 H	UNLV		6	8	107 A	Sacramento St.		6	3
										97 A	Cal St. Northridge		1	2	121 A	Texas-Arlington		2	3
										97 A	Cal St. Northridge		5	3	121 A	Texas-Arlington		3	2
										97 H	Cal St. Northridge		5	8	121 A	Texas-Arlington		6	5
															123 H	Southern California		9	4
															143 H	UTSA		10	1
															143 H	UTSA		6	5
															143 H	UTSA		6	3
															162 H	Hofstra		5	1
															162 H	Hofstra		4	6
															162 H	Hofstra		7	3
															162 H	Hofstra		0	1
															179 H	New Mexico St.		4	0
															179 H	New Mexico St.		13	2
															179 H	New Mexico St.		4	5
															227 H	Northern Colo.		12	0
															227 H	Northern Colo.		4	3
															227 H	Northern Colo.		9	0
															227 H	Northern Colo.		4	1
															231 A	UC Davis		2	3
															231 A	UC Davis		11	0
															231 A	UC Davis		12	5
															255 A	Fresno St.		8	5
															255 H	Fresno St.		5	3
															277 H	LIU Brooklyn		10	3
				LAST 10 GAMES															
				255 A	Fresno St.		8	5	63 H	Cal Poly		2	5	231 A	UC Davis		11	0	
				143 H	UTSA		6	5	121 A	Texas-Arlington		6	5	231 A	UC Davis		12	5	
				143 H	UTSA		10	1	121 A	Texas-Arlington		2	3	255 A	Fresno St.		8	5	
				143 H	UTSA		6	3	121 A	Texas-Arlington		3	2	255 H	Fresno St.		5	3	
				97 H	Cal St. Northridge		5	8	97 A	Cal St. Northridge		1	2	277 H	LIU Brooklyn		10	3	

Non-Div. I Games:

CSU Bakersfield



RPI	S	Opponent	Score	
277	H	LIU Brooklyn	7	3
277	H	LIU Brooklyn	5	3

CSU Bakersfield

C  
S  
U  
B  
a  
k  
e  
r  
s  
f  
i  
e  
l  
d

C  
S  
U  
B  
a  
k  
e  
r  
s  
f  
i  
e  
l  
d



Average RPI Win: 181		WON-LOST	WINNING	LAST 10	STRENGTH OF		OPP. STRENGTH	TEAM	ADJ		CONF.	ADJ CONF.			
Average RPI Loss: 108		RECORD	PCT. RANK	GAMES	SCHEDULE		OF SCHEDULE	RPI	RPI		RPI	RPI			
DIV. I ONLY		18-9-0	.66667	51	6-4-0		201	158	89	.53287	89	15	15		
DIV. I NON-CONF.		13-5-0	.72222	46	3-1-0		159	187	51	.55182	51	15	15		
TOTALS		RPI 1-25	RPI 26-50		W-L RECORDS		RPI 51-100		RPI 101-150		RPI 150+				
18-9-0	0-0-0	2-1-0		OVERALL		1-5-0		1-0-0		15-3-0					
7-2-0	0-0-0	1-0-0		HOME		0-0-0		0-0-0		7-2-0					
8-5-0	0-0-0	1-1-0		AWAY		0-3-0		0-0-0		7-1-0					
3-2-0	0-0-0	0-0-0		NEUTRAL		1-2-0		1-0-0		1-0-0					
13-5-0	0-0-0	2-1-0		NON-CONFERENCE		1-2-0		1-0-0		10-2-0					
5-2-0	0-0-0	1-0-0		HOME		0-0-0		0-0-0		4-2-0					
6-1-0	0-0-0	1-0-		AWAY		0-0-0		0-0-0		5-0-0					
3-2-0	0-0-0	0-0-0		NEUTRAL		1-2-0		1-0-0		1-0-0					
5-4-0	0-0-0	0-0-0		CONFERENCE		0-3-0		0-0-0		5-1-0					
3-0-0	0-0-0	0-0-0		HOME		0-0-0		0-0-0		3-0-0					
2-4-0	0-0-0	0-0-0		AWAY		0-3-0		0-0-0		2-1-0					
0-0-0	0-0-0	0-0-0		NEUTRAL		0-0-0		0-0-0		0-0-0					
RPI S	Opponent	Score		RPI S	Opponent	Score		RPI S	Opponent	Score					
				30 A	Austin Peay	8	9	53 A	Indiana St.	4	5	133 N	Milwaukee	14	6
				50 A	Kansas	6	4	53 A	Indiana St.	1	6	173 A	Dallas Baptist	11	9
				50 H	Kansas	12	4	53 A	Indiana St.	3	5	173 A	Dallas Baptist	15	6
								64 N	BYU	5	1	173 A	Dallas Baptist	3	1
								64 N	BYU	0	9	201 H	Pacific	5	2
								64 N	BYU	5	14	201 H	Pacific	2	5
												201 H	Pacific	7	2
												202 N	UALR	4	2
												218 A	Southeast Mo. St.	17	2
												223 H	Bradley	7	3
												223 H	Bradley	5	4
												223 H	Bradley	7	5
												224 A	Neb. Omaha	11	4
												224 H	Neb. Omaha	2	4
												224 H	Neb. Omaha	4	3
												228 A	Evansville	6	2
												228 A	Evansville	6	1
												228 A	Evansville	1	4
												236 H	North Dakota	4	1
LAST 10 GAMES															
50 H	Kansas	12	4	223 H	Bradley	7	5								
53 A	Indiana St.	3	5	223 H	Bradley	5	4								
53 A	Indiana St.	4	5	50 A	Kansas	6	4								
53 A	Indiana St.	1	6	224 H	Neb. Omaha	2	4								
223 H	Bradley	7	3	224 A	Neb. Omaha	11	4								

Non-Div. I Games:

Creighton



Kent St.



UNLV

Average RPI Win: 143		WON-LOST RECORD		WINNING PCT. RANK		LAST 10 GAMES		STRENGTH OF SCHEDULE		OPP. STRENGTH OF SCHEDULE		TEAM RPI		ADJ RPI		CONF. RPI		ADJ CONF. RPI	
Average RPI Loss: 104																			
DIV. I ONLY		23-12-0		.65714 55		6-4-0		187		45		91		.53052 91		17		17	
DIV. I NON-CONF.		15-5-0		.75 33		1-1-0		118		13		25		.57675 25		16		16	
TOTALS		RPI 1-25		RPI 26-50		W-L RECORDS		RPI 51-100		RPI 101-150		RPI 150+							
23-12-0		0-1-0		1-1-0		OVERALL		9-6-0		3-0-0		11-4-0							
14-6-0		0-1-0		1-0-0		HOME		5-3-0		0-0-0		8-2-0							
8-5-0		0-0-0		0-1-0		AWAY		3-2-0		3-0-0		3-2-0							
1-1-0		0-0-0		0-0-0		NEUTRAL		1-1-0		0-0-0		0-0-0							
15-5-0		0-1-0		1-1-0		NON-CONFERENCE		7-2-0		3-0-0		5-1-0							
9-2-0		0-1-0		1-0-0		HOME		4-1-0		0-0-0		4-0-0							
6-2-0		0-0-0		0-0-		AWAY		2-0-0		3-0-0		1-1-0							
1-1-0		0-0-0		0-0-0		NEUTRAL		1-1-0		0-0-0		0-0-0							
8-7-0		0-0-0		0-0-0		CONFERENCE		2-4-0		0-0-0		6-3-0							
5-4-0		0-0-0		0-0-0		HOME		1-2-0		0-0-0		4-2-0							
3-3-0		0-0-0		0-0-0		AWAY		1-2-0		0-0-0		2-1-0							
0-0-0		0-0-0		0-0-0		NEUTRAL		0-0-0		0-0-0		0-0-0							
RPI S	Opponent	Score		RPI S	Opponent	Score		RPI S	Opponent	Score		RPI S	Opponent	Score					
9 H	Arizona St.	3	11	31 A	San Diego	3	6	57 A	San Diego St.	3	5	119 A	Stanford	5	1				
				42 H	Loyola Marymount	6	5	57 A	San Diego St.	4	2	119 A	Stanford	12	2				
								57 A	San Diego St.	4	5	119 A	Stanford	3	2				
								64 H	BYU	10	3	151 H	Nevada	15	2				
								69 H	Tennessee	3	2	151 H	Nevada	4	5				
								69 H	Tennessee	5	4	151 H	Nevada	6	7				
								69 H	Tennessee	10	9	171 H	Hawaii	14	1				
								69 H	Tennessee	3	8	171 H	Hawaii	12	4				
								71 N	Gonzaga	4	0	201 A	Pacific	9	1				
								71 N	Gonzaga	3	9	201 A	Pacific	0	3				
								74 A	UC Riverside	24	11	223 H	Bradley	8	6				
								88 A	CSU Bakersfield	8	6	223 H	Bradley	8	3				
								98 H	New Mexico	8	7	243 H	Air Force	11	10				
								98 H	New Mexico	7	12	243 H	Air Force	4	1				
								98 H	New Mexico	2	3	243 H	Air Force	8	7				
												255 A	Fresno St.	9	8				
												255 A	Fresno St.	9	8				
												255 A	Fresno St.	3	5				
				LAST 10 GAMES															
								74 A	UC Riverside	24	11	255 A	Fresno St.	3	5				
								151 H	Nevada	4	5	255 A	Fresno St.	9	8				
								151 H	Nevada	15	2	255 A	Fresno St.	9	8				
								151 H	Nevada	6	7	243 H	Air Force	8	7				
								9 H	Arizona St.	3	11	243 H	Air Force	11	10				

Non-Div. I Games:

UNLV



R  
i  
d  
e  
r

Rider



Average RPI Win:		151	WON-LOST RECORD		WINNING PCT. RANK		LAST 10 GAMES		STRENGTH OF SCHEDULE		OPP. STRENGTH OF SCHEDULE		TEAM RPI		ADJ RPI		CONF. RPI		ADJ CONF. RPI				
Average RPI Loss:		89	20-17-0		.54054 125		5-5-0		94		67		93		.52948 93		13		13				
DIV. I ONLY			11-10-0		.52381 125		1-3-0		106		48		118		.51473 118		11		10				
DIV. I NON-CONF.																							
TOTALS		RPI 1-25		RPI 26-50		W-L RECORDS		RPI 51-100		RPI 101-150		RPI 150+											
20-17-0		0-3-0		0-2-0		OVERALL		7-5-0		2-4-0		12-3-0											
12-7-0		0-1-0		0-1-0		HOME		3-2-0		1-2-0		9-1-0											
8-10-0		0-2-0		0-1-0		AWAY		4-3-0		1-2-0		3-2-0											
0-0-0		0-0-0		0-0-0		NEUTRAL		0-0-0		0-0-0		0-0-0											
11-10-0		0-3-0		0-2-0		NON-CONFERENCE		3-2-0		1-2-0		8-1-0											
10-4-0		0-1-0		0-1-0		HOME		2-0-0		1-2-0		7-0-0											
2-6-0		0-2-0		0-0-		AWAY		1-2-0		0-0-0		1-1-0											
0-0-0		0-0-0		0-0-0		NEUTRAL		0-0-0		0-0-0		0-0-0											
9-7-0		0-0-0		0-0-0		CONFERENCE		4-3-0		1-2-0		4-2-0											
3-3-0		0-0-0		0-0-0		HOME		1-2-0		0-0-0		2-1-0											
6-4-0		0-0-0		0-0-0		AWAY		3-1-0		1-2-0		2-1-0											
0-0-0		0-0-0		0-0-0		NEUTRAL		0-0-0		0-0-0		0-0-0											
RPI	S	Opponent		Score		RPI	S	Opponent		Score		RPI	S	Opponent		Score		RPI	S	Opponent		Score	
17	A	Georgia Tech		4	5	38	A	Coastal Caro.		2	10	52	H	Kansas St.		10	8	111	A	Western Caro.		5	4
21	A	South Carolina		5	6	38	H	Coastal Caro.		2	3	56	A	Col. of Charleston		7	11	111	A	Western Caro.		4	5
21	H	South Carolina		5	9							58	H	Pittsburgh		8	0	111	A	Western Caro.		6	7
												65	H	Elon		5	8	116	H	East Tenn. St.		7	3
												65	H	Elon		6	8	124	H	VCU		6	11
												65	H	Elon		14	7	132	H	High Point		2	7
												75	A	North Florida		6	3	176	H	Samford		8	14
												75	A	North Florida		8	9	176	H	Samford		2	1
												75	A	North Florida		3	4	176	H	Samford		12	3
												81	A	Ga. Southern		11	0	186	H	UNC Asheville		7	5
												81	A	Ga. Southern		1	0	186	H	UNC Asheville		5	3
												81	A	Ga. Southern		8	2	197	A	Wofford		9	8
																		197	A	Wofford		18	9
																		197	A	Wofford		4	5
																		198	A	Charleston So.		6	8
																		198	H	Charleston So.		6	4
																		220	A	Winthrop		3	1
																		220	H	Winthrop		6	4
																		229	H	Akron		7	1
																		229	H	Akron		9	3
																		238	H	George Mason		9	1
LAST 10 GAMES																							
						116	H	East Tenn. St.		7	3	65	H	Elon		6	8						
						81	A	Ga. Southern		8	2	65	H	Elon		14	7						
						81	A	Ga. Southern		1	0	65	H	Elon		5	8						
						81	A	Ga. Southern		11	0	38	A	Coastal Caro.		2	10						
						21	A	South Carolina		5	6	38	H	Coastal Caro.		2	3						

Non-Div. I Games:

Citadel



Average RPI Win: 146		WON-LOST RECORD		WINNING PCT. RANK		LAST 10 GAMES		STRENGTH OF SCHEDULE		OPP. STRENGTH OF SCHEDULE		TEAM RPI		ADJ RPI		CONF. RPI		ADJ CONF. RPI					
DIV. I ONLY		18-16-0		.52941 129		5-5-0		76		76		94		.52878 94		7		7					
DIV. I NON-CONF.		12-9-0		.57143 106		1-2-0		184		94		148		.49951 148		7		7					
TOTALS		RPI 1-25		RPI 26-50		W-L RECORDS		RPI 51-100		RPI 101-150		RPI 150+											
18-16-0		1-3-0		1-4-0		OVERALL		6-6-0		2-1-0		8-3-0											
12-6-0		0-1-0		1-0-0		HOME		5-4-0		2-1-0		4-0-0											
6-10-0		1-2-0		0-4-0		AWAY		1-2-0		0-0-0		4-3-0											
0-0-0		0-0-0		0-0-0		NEUTRAL		0-0-0		0-0-0		0-0-0											
12-9-0		0-1-0		1-4-0		NON-CONFERENCE		3-3-0		2-1-0		6-1-0											
9-5-0		0-1-0		1-0-0		HOME		2-3-0		2-1-0		4-0-0											
3-5-0		0-0-0		0-0-		AWAY		1-0-0		0-0-0		2-1-0											
0-0-0		0-0-0		0-0-0		NEUTRAL		0-0-0		0-0-0		0-0-0											
6-7-0		1-2-0		0-0-0		CONFERENCE		3-3-0		0-0-0		2-2-0											
3-1-0		0-0-0		0-0-0		HOME		3-1-0		0-0-0		0-0-0											
3-6-0		1-2-0		0-0-0		AWAY		0-2-0		0-0-0		2-2-0											
0-0-0		0-0-0		0-0-0		NEUTRAL		0-0-0		0-0-0		0-0-0											
RPI	S	Opponent		Score		RPI	S	Opponent		Score		RPI	S	Opponent		Score		RPI	S	Opponent		Score	
10	A	Cal St. Fullerton		3	4	27	H	Notre Dame		7	2	63	A	Cal Poly		4	10	107	H	Sacramento St.		5	4
10	A	Cal St. Fullerton		2	0	31	A	San Diego		5	7	63	A	Cal Poly		0	7	107	H	Sacramento St.		5	0
10	A	Cal St. Fullerton		2	10	46	A	Texas		2	3	63	H	Cal Poly		7	3	107	H	Sacramento St.		7	13
23	H	UCLA		3	12	46	A	Texas		1	5	63	H	Cal Poly		6	7	171	A	Hawaii		4	6
						46	A	Texas		6	11	63	H	Cal Poly		13	2	171	A	Hawaii		2	6
												63	H	Cal Poly		4	2	171	A	Hawaii		10	4
												79	A	Pepperdine		5	4	171	A	Hawaii		7	6
												79	H	Pepperdine		1	3	255	A	Fresno St.		1	8
												80	H	San Francisco		6	1	255	A	Fresno St.		8	1
												80	H	San Francisco		1	4	255	A	Fresno St.		11	3
												80	H	San Francisco		6	2	266	H	St. Mary's (CA)		10	1
												80	H	San Francisco		5	11	275	H	San Jose St.		7	2
																		275	H	San Jose St.		5	4
																		275	H	San Jose St.		2	1
LAST 10 GAMES																							
31	A	San Diego		5	7	63	H	Cal Poly		6	7												
10	A	Cal St. Fullerton		2	0	63	H	Cal Poly		13	2												
10	A	Cal St. Fullerton		2	10	63	H	Cal Poly		4	2												
10	A	Cal St. Fullerton		3	4	79	H	Pepperdine		1	3												
79	A	Pepperdine		5	4	171	A	Hawaii		10	4												

Non-Div. I Games:

UC Santa Barbara



Average RPI Win:		147	WON-LOST RECORD		WINNING PCT. RANK	LAST 10 GAMES		STRENGTH OF SCHEDULE		OPP. STRENGTH OF SCHEDULE	TEAM RPI	ADJ RPI	CONF. RPI	ADJ CONF. RPI			
Average RPI Loss:		68															
DIV. I ONLY			17-19-0		.47222	170	4-6-0		23	85	95	.52847	95	11	11		
DIV. I NON-CONF.			14-13-0		.51852	131	1-3-0		33	73	88	.52995	87	13	13		
TOTALS		RPI 1-25		RPI 26-50		W-L RECORDS		RPI 51-100		RPI 101-150		RPI 150+					
17-19-0		0-4-0		0-3-0		OVERALL		3-7-0		4-5-0		10-1-0					
11-11-0		0-3-0		0-2-0		HOME		2-3-0		2-4-0		7-0-0					
6-8-0		0-1-0		0-1-0		AWAY		1-4-0		2-1-0		3-1-0					
0-0-0		0-0-0		0-0-0		NEUTRAL		0-0-0		0-0-0		0-0-0					
14-13-0		0-4-0		0-3-0		NON-CONFERENCE		2-2-0		2-4-0		10-1-0					
10-10-0		0-3-0		0-2-0		HOME		1-1-0		2-4-0		7-0-0					
4-4-0		0-1-0		0-0-		AWAY		1-1-0		0-0-0		3-1-0					
0-0-0		0-0-0		0-0-0		NEUTRAL		0-0-0		0-0-0		0-0-0					
3-6-0		0-0-0		0-0-0		CONFERENCE		1-5-0		2-1-0		0-0-0					
1-2-0		0-0-0		0-0-0		HOME		1-2-0		0-0-0		0-0-0					
2-4-0		0-0-0		0-0-0		AWAY		0-3-0		2-1-0		0-0-0					
0-0-0		0-0-0		0-0-0		NEUTRAL		0-0-0		0-0-0		0-0-0					
RPI	S	Opponent		Score		RPI	S	Opponent		Score		RPI	S	Opponent		Score	
7	H	Virginia		4	14	28	H	William & Mary		4	10	53	A	Campbell		6	8
7	H	Virginia		9	13	32	A	UNC Wilmington		3	10	53	H	Campbell		4	6
19	A	North Carolina St.		0	2	32	H	UNC Wilmington		2	7	60	A	Houston		3	4
19	H	North Carolina St.		1	6							60	A	Houston		4	5
												60	A	Houston		2	7
												65	A	Elon		11	4
												67	H	Illinois		8	2
												72	H	Rice		3	2
												72	H	Rice		7	8
												72	H	Rice		0	3
														105 H Liberty		4	14
														108 H Old Dominion		3	5
														127 H Monmouth		4	0
														127 H Monmouth		7	6
														127 H Monmouth		3	4
														128 A Tulane		4	5
														128 A Tulane		4	2
														128 A Tulane		3	2
														132 H High Point		2	4
														158 H St. John's (NY)		7	3
														158 H St. John's (NY)		6	3
														158 H St. John's (NY)		8	1
														161 H Boston College		2	1
														178 A Jacksonville		16	9
														178 A Jacksonville		2	3
														178 A Jacksonville		6	4
														179 H New Mexico St.		5	1
														195 H UNC Greensboro		11	9
														212 A N.C. Central		5	1
														212 H N.C. Central		3	0
LAST 10 GAMES																	
				32	H	UNC Wilmington		2	7	72	H	Rice		7	8		
				128	A	Tulane		4	2	72	H	Rice		3	2		
				128	A	Tulane		4	5	72	H	Rice		0	3		
				128	A	Tulane		3	2	19	H	North Carolina St.		1	6		
				19	A	North Carolina St.		0	2	212	A	N.C. Central		5	1		

Non-Div. I Games:

East Carolina



Average RPI Win:		237	WON-LOST		WINNING		LAST 10		STRENGTH OF		OPP. STRENGTH		TEAM		ADJ		CONF.		ADJ CONF.				
Average RPI Loss:		62	RECORD		PCT. RANK		GAMES		SCHEDULE		OF SCHEDULE		RPI		RPI		RPI		RPI				
DIV. I ONLY			23-9-1		.71212 26		10-0-0		259		176		96		.52829 96		27		27				
DIV. I NON-CONF.			11-9-1		.54762 117		6-0-0		135		68		65		.5441 65		27		27				
TOTALS		RPI 1-25		RPI 26-50		W-L RECORDS		RPI 51-100		RPI 101-150		RPI 150+											
23-9-1		0-4-0		1-2-0		OVERALL		0-1-0		1-0-0		22-2-1											
13-0-0		0-0-0		0-0-0		HOME		0-0-0		1-0-0		12-0-0											
10-9-1		0-4-0		1-2-0		AWAY		0-1-0		0-0-0		10-2-1											
0-0-0		0-0-0		0-0-0		NEUTRAL		0-0-0		0-0-0		0-0-0											
11-9-1		0-4-0		1-2-0		NON-CONFERENCE		0-1-0		1-0-0		10-2-1											
5-0-0		0-0-0		0-0-0		HOME		0-0-0		1-0-0		4-0-0											
7-9-1		0-4-0		1-0-		AWAY		0-1-0		0-0-0		6-2-1											
0-0-0		0-0-0		0-0-0		NEUTRAL		0-0-0		0-0-0		0-0-0											
12-0-0		0-0-0		0-0-0		CONFERENCE		0-0-0		0-0-0		12-0-0											
8-0-0		0-0-0		0-0-0		HOME		0-0-0		0-0-0		8-0-0											
4-0-0		0-0-0		0-0-0		AWAY		0-0-0		0-0-0		4-0-0											
0-0-0		0-0-0		0-0-0		NEUTRAL		0-0-0		0-0-0		0-0-0											
RPI	S	Opponent		Score		RPI	S	Opponent		Score		RPI	S	Opponent		Score							
1	A	Oregon St.		1	2	40	A	Ohio St.		1	4	66	A	Xavier		0	1	141	H	Rhode Island 8 1			
1	A	Oregon St.		0	14	40	A	Ohio St.		4	6							161	H	Boston College 13 2			
1	A	Oregon St.		1	3	40	A	Ohio St.		3	2							205	A	Houston Baptist 4 5			
1	A	Oregon St.		2	7													205	A	Houston Baptist 2 3			
																		205	A	Houston Baptist 4 4			
																		215	H	Siena 10 5			
																		215	H	Siena 3 2			
																		215	H	Siena 11 9			
																		217	H	Quinnipiac 4 0			
																		217	H	Quinnipiac 10 5			
																		217	H	Quinnipiac 3 2			
																		217	H	Quinnipiac 4 3			
																		232	A	Wright St. 7 0			
																		232	A	Wright St. 12 0			
																		240	A	Brown 11 4			
																		254	A	Stony Brook 10 0			
																		274	A	Dayton 3 1			
																		274	A	Dayton 3 2			
																		291	H	Mt. St. Mary's 5 2			
																		291	H	Mt. St. Mary's 7 3			
																		291	H	Mt. St. Mary's 6 0			
																		291	H	Mt. St. Mary's 8 1			
																		292	A	Fairleigh Dickinson 8 4			
																		292	A	Fairleigh Dickinson 9 1			
																		292	A	Fairleigh Dickinson 7 1			
																		292	A	Fairleigh Dickinson 12 3			
						LAST 10 GAMES																	
																		254	A	Stony Brook 10 0			
																		217	H	Quinnipiac 4 0			
																		217	H	Quinnipiac 10 5			
																		217	H	Quinnipiac 3 2			
																		217	H	Quinnipiac 11 9			
																		240	A	Brown 11 4			

Non-Div. I Games:

Bryant



Average RPI Win:		134	WON-LOST RECORD		WINNING PCT. RANK		LAST 10 GAMES		STRENGTH OF SCHEDULE		OPP. STRENGTH OF SCHEDULE		TEAM RPI		ADJ RPI		CONF. RPI		ADJ CONF. RPI				
DIV. I ONLY			19-17-0		.52778 131		7-3-0		102		50		97		.52578 97		7		7				
DIV. I NON-CONF.			14-13-0		.51852 131		3-1-0		155		43		132		.50713 131		7		7				
TOTALS		RPI 1-25		RPI 26-50		W-L RECORDS		RPI 51-100		RPI 101-150		RPI 150+											
19-17-0		0-3-0		2-3-0		OVERALL		5-1-0		5-9-0		7-1-0											
13-5-0		0-1-0		1-1-0		HOME		4-1-0		1-1-0		7-1-0											
6-12-0		0-2-0		1-2-0		AWAY		1-0-0		4-8-0		0-0-0											
0-0-0		0-0-0		0-0-0		NEUTRAL		0-0-0		0-0-0		0-0-0											
14-13-0		0-3-0		1-1-0		NON-CONFERENCE		2-1-0		4-7-0		7-1-0											
10-5-0		0-1-0		1-1-0		HOME		1-1-0		1-1-0		7-1-0											
4-8-0		0-2-0		0-0-		AWAY		1-0-0		3-6-0		0-0-0											
0-0-0		0-0-0		0-0-0		NEUTRAL		0-0-0		0-0-0		0-0-0											
5-4-0		0-0-0		1-2-0		CONFERENCE		3-0-0		1-2-0		0-0-0											
3-0-0		0-0-0		0-0-0		HOME		3-0-0		0-0-0		0-0-0											
2-4-0		0-0-0		1-2-0		AWAY		0-0-0		1-2-0		0-0-0											
0-0-0		0-0-0		0-0-0		NEUTRAL		0-0-0		0-0-0		0-0-0											
RPI	S	Opponent		Score		RPI	S	Opponent		Score		RPI	S	Opponent		Score							
5	A	Oregon		4	12	31	H	San Diego		8	4	74	H	UC Riverside		5	3	107	A	Sacramento St.		5	3
5	A	Oregon		1	4	41	A	UC Irvine		3	4	74	H	UC Riverside		15	3	107	A	Sacramento St.		3	4
23	H	UCLA		4	5	41	A	UC Irvine		0	2	74	H	UC Riverside		3	1	107	A	Sacramento St.		6	9
						41	A	UC Irvine		2	1	88	A	CSU Bakersfield		8	5	110	A	Washington St.		1	2
						42	H	Loyola Marymount		7	9	88	H	CSU Bakersfield		2	1	110	A	Washington St.		5	3
												88	H	CSU Bakersfield		3	5	110	A	Washington St.		4	7
																		110	A	Washington St.		2	8
																		123	A	Southern California		2	4
																		123	A	Southern California		9	4
																		123	H	Southern California		5	6
																		131	A	Long Beach St.		5	7
																		131	A	Long Beach St.		2	14
																		131	A	Long Beach St.		10	5
																		140	H	Washington		8	7
																		165	H	Utah Valley		5	4
																		165	H	Utah Valley		4	3
																		165	H	Utah Valley		8	2
																		165	H	Utah Valley		3	1
																		266	H	St. Mary's (CA)		5	0
																		266	H	St. Mary's (CA)		6	8
																		266	H	St. Mary's (CA)		8	3
																		266	H	St. Mary's (CA)		8	3
						LAST 10 GAMES																	
						41	A	UC Irvine		0	2	74	H	UC Riverside		15	3						
						41	A	UC Irvine		2	1	74	H	UC Riverside		3	1						
						41	A	UC Irvine		3	4	74	H	UC Riverside		5	3						
						88	A	CSU Bakersfield		8	5	42	H	Loyola Marymount		7	9						
						140	H	Washington		8	7	88	H	CSU Bakersfield		2	1						

Non-Div. I Games:

Cal St. Northridge



Average RPI Win: 148		WON-LOST	WINNING	LAST 10	STRENGTH OF		OPP. STRENGTH	TEAM	ADJ		CONF.	ADJ CONF.
Average RPI Loss: 96		RECORD	PCT. RANK	GAMES	SCHEDULE		OF SCHEDULE	RPI	RPI		RPI	RPI
DIV. I ONLY		20-16-0	.55556	111	7-3-0		79	136	98		.52518	98
DIV. I NON-CONF.		9-12-0	.42857	187	2-2-0		27	108	121		.51327	121
TOTALS		RPI 1-25	RPI 26-50		W-L RECORDS		RPI 51-100		RPI 101-150		RPI 150+	
20-16-0		0-2-0	1-1-0		OVERALL		7-7-0		3-3-0		9-3-0	
14-7-0		0-0-0	0-0-0		HOME		5-4-0		2-2-0		7-1-0	
6-7-0		0-1-0	1-1-0		AWAY		2-3-0		1-0-0		2-2-0	
0-2-0		0-1-0	0-0-0		NEUTRAL		0-0-0		0-1-0		0-0-0	
9-12-0		0-2-0	1-1-0		NON-CONFERENCE		3-5-0		3-3-0		2-1-0	
7-5-0		0-0-0	0-0-0		HOME		3-3-0		2-2-0		2-0-0	
2-5-0		0-1-0	1-0-		AWAY		0-2-0		1-0-0		0-1-0	
0-2-0		0-1-0	0-0-0		NEUTRAL		0-0-0		0-1-0		0-0-0	
11-4-0		0-0-0	0-0-0		CONFERENCE		4-2-0		0-0-0		7-2-0	
7-2-0		0-0-0	0-0-0		HOME		2-1-0		0-0-0		5-1-0	
4-2-0		0-0-0	0-0-0		AWAY		2-1-0		0-0-0		2-1-0	
0-0-0		0-0-0	0-0-0		NEUTRAL		0-0-0		0-0-0		0-0-0	
RPI S	Opponent	Score	RPI S	Opponent	Score	RPI S	Opponent	Score	RPI S	Opponent	Score	
9 A	Arizona St.	3 4	45 A	Arkansas	3 4	57 H	San Diego St.	6 13	103 H	Texas Tech	10 3	
22 N	Oklahoma	8 10	45 A	Arkansas	3 0	57 H	San Diego St.	14 3	118 H	Oklahoma St.	2 4	
						57 H	San Diego St.	7 5	118 H	Oklahoma St.	14 15	
						68 A	Nebraska	5 8	118 H	Oklahoma St.	9 1	
						68 A	Nebraska	0 3	130 A	A&M-Corpus Christi	7 0	
						74 H	UC Riverside	10 7	145 N	Iowa	2 6	
						74 H	UC Riverside	12 14	151 H	Nevada	7 5	
						74 H	UC Riverside	11 9	151 H	Nevada	2 3	
						74 H	UC Riverside	9 14	151 H	Nevada	9 8	
						78 H	Missouri St.	2 8	179 A	New Mexico St.	5 10	
						78 H	Missouri St.	6 5	243 A	Air Force	19 5	
						91 A	UNLV	12 7	243 A	Air Force	4 11	
						91 A	UNLV	7 8	243 A	Air Force	11 5	
						91 A	UNLV	3 2	247 H	La Salle	17 4	
									247 H	La Salle	16 3	
									255 H	Fresno St.	11 4	
									255 H	Fresno St.	4 3	
									255 H	Fresno St.	14 3	
LAST 10 GAMES												
						243 A	Air Force	4 11				
						255 H	Fresno St.	19 5				
						243 A	Air Force	11 5				
						255 H	Fresno St.	10 3				
						45 A	Arkansas	3 4				
						179 A	New Mexico St.	5 10				
						45 A	Arkansas	3 0				

Non-Div. I Games:

New Mexico



Average RPI Win: 186		WON-LOST RECORD		WINNING PCT. RANK		LAST 10 GAMES		STRENGTH OF SCHEDULE		OPP. STRENGTH OF SCHEDULE		TEAM RPI		ADJ RPI		CONF. RPI		ADJ CONF. RPI			
DIV. I ONLY		22-18-0		.55 117		8-2-0		143		106		99		.5228 99		28		28			
DIV. I NON-CONF.		10-12-0		.45455 170		3-1-0		11		26		41		.55975 41		29		28			
TOTALS		RPI 1-25		RPI 26-50		W-L RECORDS		RPI 51-100		RPI 101-150		RPI 150+									
22-18-0		2-6-0		0-0-0		OVERALL		3-5-0		2-0-0		16-8-0									
12-5-0		0-0-0		0-0-0		HOME		1-1-0		2-0-0		9-4-0									
10-13-0		2-6-0		0-0-0		AWAY		2-4-0		0-0-0		7-4-0									
0-0-0		0-0-0		0-0-0		NEUTRAL		0-0-0		0-0-0		0-0-0									
10-12-0		2-6-0		0-0-0		NON-CONFERENCE		3-5-0		2-0-0		4-2-0									
6-2-0		0-0-0		0-0-0		HOME		1-1-0		2-0-0		3-1-0									
5-11-0		2-6-0		0-0-		AWAY		2-4-0		0-0-0		1-1-0									
0-0-0		0-0-0		0-0-0		NEUTRAL		0-0-0		0-0-0		0-0-0									
12-6-0		0-0-0		0-0-0		CONFERENCE		0-0-0		0-0-0		12-6-0									
6-3-0		0-0-0		0-0-0		HOME		0-0-0		0-0-0		6-3-0									
6-3-0		0-0-0		0-0-0		AWAY		0-0-0		0-0-0		6-3-0									
0-0-0		0-0-0		0-0-0		NEUTRAL		0-0-0		0-0-0		0-0-0									
RPI	S	Opponent		Score		RPI	S	Opponent		Score		RPI	S	Opponent		Score					
9	A	Arizona St.		7	15			52	A	Kansas St.		0	12	137	H	South Fla.		6	2		
9	A	Arizona St.		7	6			52	A	Kansas St.		3	6	147	H	UCF		6	0		
9	A	Arizona St.		4	5			52	A	Kansas St.		2	9	178	A	Jacksonville		5	3		
15	A	Miami (FL)		5	3			75	A	North Florida		1	3	178	H	Jacksonville		3	2		
15	A	Miami (FL)		1	6			75	A	North Florida		6	5	181	H	Central Mich.		10	5		
20	A	Mercer		4	19			75	H	North Florida		2	4	181	H	Central Mich.		1	11		
20	A	Mercer		0	5			100	A	FIU		4	3	187	A	Stetson		2	7		
20	A	Mercer		4	9			100	H	FIU		1	0	187	H	Stetson		10	2		
														204	H	Savannah St.		4	14		
														204	H	Savannah St.		14	2		
														204	H	Savannah St.		2	3		
														212	A	N.C. Central		2	3		
														212	A	N.C. Central		7	0		
														212	A	N.C. Central		3	2		
														212	H	N.C. Central		9	2		
														212	H	N.C. Central		4	2		
														212	H	N.C. Central		0	10		
														242	A	N.C. A&T		6	9		
														242	A	N.C. A&T		15	2		
														242	A	N.C. A&T		6	15		
														281	A	Florida A&M		4	0		
														281	A	Florida A&M		16	3		
														281	A	Florida A&M		4	1		
														281	H	Florida A&M		3	2		
														281	H	Florida A&M		7	0		
														281	H	Florida A&M		8	6		
				LAST 10 GAMES																	
				15	A	Miami (FL)		1	6	178	A	Jacksonville		5	3	281	A	Florida A&M		4	1
				100	A	FIU		4	3	187	H	Stetson		10	2	281	H	Florida A&M		3	2
				212	H	N.C. Central		9	2	281	A	Florida A&M		4	0	281	H	Florida A&M		7	0
				212	H	N.C. Central		4	2	281	A	Florida A&M		4	1	281	H	Florida A&M		8	6
				212	H	N.C. Central		0	10	281	A	Florida A&M		16	3						

Non-Div. I Games:

Bethune-Cookman



FIU

Average RPI Win: 156		WON-LOST	WINNING	LAST 10	STRENGTH OF	OPP. STRENGTH	TEAM	ADJ	CONF.	ADJ CONF.		
Average RPI Loss: 71		RECORD	PCT. RANK	GAMES	SCHEDULE	OF SCHEDULE	RPI	RPI	RPI	RPI		
DIV. I ONLY		20-15-0	.57143	94	6-4-0	74	59	101	.52237	100	5	5
DIV. I NON-CONF.		12-8-0	.6	90	2-1-0	134	105	145	.50038	145	6	6
<hr/>												
TOTALS		RPI 1-25	RPI 26-50		W-L RECORDS	RPI 51-100		RPI 101-150		RPI 150+		
20-15-0	1-5-0		1-2-0		OVERALL	2-6-0		6-1-0		10-2-0		
18-9-0	0-3-0		0-0-0		HOME	2-5-0		6-1-0		10-1-0		
2-6-0	1-2-0		1-2-0		AWAY	0-1-0		0-0-0		0-1-0		
0-0-0	0-0-0		0-0-0		NEUTRAL	0-0-0		0-0-0		0-0-0		
<hr/>												
12-8-0	0-3-0		0-0-0		NON-CONFERENCE	1-4-0		3-1-0		8-1-0		
12-7-0	0-3-0		0-0-0		HOME	1-3-0		3-1-0		8-0-0		
0-2-0	0-0-0		0-0-		AWAY	0-1-0		0-0-0		0-1-0		
0-0-0	0-0-0		0-0-0		NEUTRAL	0-0-0		0-0-0		0-0-0		
<hr/>												
8-7-0	1-2-0		1-2-0		CONFERENCE	1-2-0		3-0-0		2-1-0		
6-3-0	0-0-0		0-0-0		HOME	1-2-0		3-0-0		2-1-0		
2-4-0	1-2-0		1-2-0		AWAY	0-0-0		0-0-0		0-0-0		
0-0-0	0-0-0		0-0-0		NEUTRAL	0-0-0		0-0-0		0-0-0		
<hr/>												
RPI S	Opponent	Score	RPI S	Opponent	Score	RPI S	Opponent	Score	RPI S	Opponent	Score	
14 H	Ole Miss	9 11	48 A	Fla. Atlantic	0 6	72 H	Rice	11 7	103 H	Texas Tech	6 8	
14 H	Ole Miss	3 8	48 A	Fla. Atlantic	12 1	72 H	Rice	5 6	103 H	Texas Tech	9 7	
14 H	Ole Miss	1 8	48 A	Fla. Atlantic	5 6	72 H	Rice	2 7	112 H	Arkansas St.	9 6	
16 A	South Ala.	1 8				77 H	Western Ky.	3 4	112 H	Arkansas St.	8 7	
16 A	South Ala.	5 6				77 H	Western Ky.	5 2	112 H	Arkansas St.	1 0	
16 A	South Ala.	7 4				77 H	Western Ky.	8 9	137 H	South Fla.	4 3	
						99 A	Bethune-Cookman	0 1	137 H	South Fla.	5 4	
						99 H	Bethune-Cookman	3 4	174 H	La.-Monroe	9 4	
									174 H	La.-Monroe	11 7	
									174 H	La.-Monroe	4 7	
									175 H	Manhattan	8 7	
									175 H	Manhattan	14 4	
									175 H	Manhattan	18 6	
									187 A	Stetson	3 16	
									254 H	Stony Brook	1 0	
									254 H	Stony Brook	3 0	
									254 H	Stony Brook	10 4	
									281 H	Florida A&M	8 4	
									281 H	Florida A&M	7 4	
LAST 10 GAMES												
						99 H	Bethune-Cookman	3 4	16 A	South Ala.	5 6	
						174 H	La.-Monroe	11 7	16 A	South Ala.	1 8	
						174 H	La.-Monroe	9 4	281 H	Florida A&M	8 4	
						174 H	La.-Monroe	4 7	281 H	Florida A&M	7 4	
						16 A	South Ala.	7 4	112 H	Arkansas St.	9 6	

Non-Div. I Games:

FIU



Average RPI Win: 135		WON-LOST RECORD		WINNING PCT. RANK		LAST 10 GAMES		STRENGTH OF SCHEDULE		OPP. STRENGTH OF SCHEDULE		TEAM RPI		ADJ RPI		CONF. RPI		ADJ CONF. RPI	
DIV. I ONLY		22-14-0		.61111 69		9-1-0		132		65		102		.52161 101		11		11	
DIV. I NON-CONF.		15-9-0		.625 78		4-0-0		175		39		128		.50813 128		13		13	
TOTALS		RPI 1-25		RPI 26-50		W-L RECORDS		RPI 51-100		RPI 101-150		RPI 150+							
22-14-0		2-0-0		2-2-0		OVERALL		2-4-0		8-5-0		10-3-0							
16-10-0		1-0-0		1-1-0		HOME		2-4-0		7-3-0		7-2-0							
6-4-0		1-0-0		1-1-0		AWAY		0-0-0		1-2-0		3-1-0							
0-0-0		0-0-0		0-0-0		NEUTRAL		0-0-0		0-0-0		0-0-0							
15-9-0		2-0-0		2-2-0		NON-CONFERENCE		1-2-0		4-3-0		8-2-0							
14-8-0		1-0-0		1-1-0		HOME		1-2-0		4-3-0		7-2-0							
3-1-0		1-0-0		1-0-		AWAY		0-0-0		0-0-0		1-0-0							
0-0-0		0-0-0		0-0-0		NEUTRAL		0-0-0		0-0-0		0-0-0							
7-5-0		0-0-0		0-0-0		CONFERENCE		1-2-0		4-2-0		2-1-0							
4-2-0		0-0-0		0-0-0		HOME		1-2-0		3-0-0		0-0-0							
3-3-0		0-0-0		0-0-0		AWAY		0-0-0		1-2-0		2-1-0							
0-0-0		0-0-0		0-0-0		NEUTRAL		0-0-0		0-0-0		0-0-0							
RPI S	Opponent	Score		RPI S	Opponent	Score		RPI S	Opponent	Score		RPI S	Opponent	Score					
14 A	Ole Miss	4	3	39 A	Alabama	6	0	60 H	Houston	1	0	102 H	Missouri	8	2				
14 H	Ole Miss	4	0	39 A	Alabama	2	4	60 H	Houston	1	3	102 H	Missouri	5	3				
				43 H	Middle Tenn.	1	2	60 H	Houston	0	2	102 H	Missouri	6	0				
				43 H	Middle Tenn.	6	4	90 H	Kent St.	1	9	112 H	Arkansas St.	2	3				
								90 H	Kent St.	12	7	117 H	Illinois St.	5	2				
								90 H	Kent St.	2	4	117 H	Illinois St.	4	7				
												117 H	Illinois St.	2	5				
												128 A	Tulane	16	0				
												128 A	Tulane	2	3				
												128 A	Tulane	4	6				
												147 H	UCF	2	1				
												147 H	UCF	5	2				
												147 H	UCF	8	7				
												172 H	Buffalo	9	1				
												172 H	Buffalo	7	4				
												172 H	Buffalo	8	9				
												174 H	La.-Monroe	3	5				
												174 H	La.-Monroe	3	1				
												174 H	La.-Monroe	4	2				
												177 A	UAB	6	3				
												177 A	UAB	7	1				
												177 A	UAB	8	9				
												208 H	Ark.-Pine Bluff	5	0				
												208 H	Ark.-Pine Bluff	7	5				
												262 A	UT Martin	18	4				
												272 H	Murray St.	5	0				



## Missouri

Average RPI Win: 138		WON-LOST	WINNING	LAST 10	STRENGTH OF	OPP. STRENGTH	TEAM	ADJ	CONF.	ADJ CONF.							
Average RPI Loss: 61		RECORD	PCT. RANK	GAMES	SCHEDULE	OF SCHEDULE	RPI	RPI	RPI	RPI							
DIV. I ONLY		11-20-0	.35484	231	3-7-0	15	46	103	.52121	102	2	2					
DIV. I NON-CONF.		7-9-0	.4375	184	1-1-0	78	195	156	.49704	156	2	2					
<hr/>																	
TOTALS		RPI 1-25		RPI 26-50		W-L RECORDS		RPI 51-100		RPI 101-150		RPI 150+					
11-20-0		1-8-0		0-0-0		OVERALL		3-4-0		3-8-0		4-0-0					
7-7-0		1-5-0		0-0-0		HOME		1-1-0		1-1-0		4-0-0					
4-12-0		0-3-0		0-0-0		AWAY		2-2-0		2-7-0		0-0-0					
0-1-0		0-0-0		0-0-0		NEUTRAL		0-1-0		0-0-0		0-0-0					
7-9-0		0-0-0		0-0-0		NON-CONFERENCE		2-2-0		1-7-0		4-0-0					
6-2-0		0-0-0		0-0-0		HOME		1-1-0		1-1-0		4-0-0					
1-6-0		0-0-0		0-0-		AWAY		1-0-0		0-6-0		0-0-0					
0-1-0		0-0-0		0-0-0		NEUTRAL		0-1-0		0-0-0		0-0-0					
4-11-0		1-8-0		0-0-0		CONFERENCE		1-2-0		2-1-0		0-0-0					
1-5-0		1-5-0		0-0-0		HOME		0-0-0		0-0-0		0-0-0					
3-6-0		0-3-0		0-0-0		AWAY		1-2-0		2-1-0		0-0-0					
0-0-0		0-0-0		0-0-0		NEUTRAL		0-0-0		0-0-0		0-0-0					
RPI	S	Opponent		Score		RPI	S	Opponent		Score		RPI	S	Opponent		Score	
2	A	Vanderbilt		1 12								67	N	Illinois		2 6	
2	A	Vanderbilt		5 11								69	A	Tennessee		6 7	
2	A	Vanderbilt		4 16								69	A	Tennessee		14 6	
4	H	LSU		0 2								69	A	Tennessee		0 4	
4	H	LSU		0 8								78	A	Missouri St.		5 4	
4	H	LSU		5 6								80	H	San Francisco		6 2	
21	H	South Carolina		1 4								80	H	San Francisco		3 8	
21	H	South Carolina		0 2													
21	H	South Carolina		4 0													

Non-Div. I Games: Truman 14 4

Missouri



Average RPI Win: 132		WON-LOST	WINNING	LAST 10	STRENGTH OF		OPP. STRENGTH	TEAM	ADJ	CONF.	ADJ CONF.				
Average RPI Loss: 106		RECORD	PCT. RANK	GAMES	SCHEDULE		OF SCHEDULE	RPI	RPI	RPI	RPI				
DIV. I ONLY		17-18-0	.48571	159	1-8-0		63	108	100	.52059	103	4	4		
DIV. I NON-CONF.		13-10-0	.56522	111	0-3-0		72	169	86	.52846	92	4	4		
TOTALS		RPI 1-25	RPI 26-50		W-L RECORDS		RPI 51-100		RPI 101-150		RPI 150+				
17-18-0		1-0-0	2-2-0		OVERALL		3-8-0		4-6-0		7-3-0				
12-4-0		1-0-0	0-0-0		HOME		1-0-0		3-3-0		7-1-0				
5-12-0		0-0-0	2-1-0		AWAY		2-7-0		1-3-0		0-2-0				
0-2-0		0-0-0	0-1-0		NEUTRAL		0-1-0		0-0-0		0-0-0				
13-10-0		1-0-0	0-1-0		NON-CONFERENCE		3-5-0		2-2-0		7-3-0				
11-2-0		1-0-0	0-0-0		HOME		1-0-0		2-1-0		7-1-0				
2-7-0		0-0-0	0-0-		AWAY		2-4-0		0-1-0		0-2-0				
0-2-0		0-0-0	0-1-0		NEUTRAL		0-1-0		0-0-0		0-0-0				
4-8-0		0-0-0	2-1-0		CONFERENCE		0-3-0		2-4-0		0-0-0				
1-2-0		0-0-0	0-0-0		HOME		0-0-0		1-2-0		0-0-0				
3-6-0		0-0-0	2-1-0		AWAY		0-3-0		1-2-0		0-0-0				
0-0-0		0-0-0	0-0-0		NEUTRAL		0-0-0		0-0-0		0-0-0				
RPI S	Opponent	Score		RPI S	Opponent	Score		RPI S	Opponent	Score		RPI S	Opponent	Score	
9 H	Arizona St.	8	7	46 A	Texas	1	0	52 A	Kansas St.	2	12	115 A	West Virginia	1	3
				46 A	Texas	4	2	52 A	Kansas St.	2	15	115 A	West Virginia	6	4
				46 A	Texas	1	2	52 A	Kansas St.	5	6	115 A	West Virginia	0	2
				49 N	Troy	3	10	64 H	BYU	5	1	121 H	Texas-Arlington	12	13
								72 A	Rice	2	11	121 H	Texas-Arlington	4	1
								73 A	Arizona	2	6	121 H	Texas-Arlington	8	3
								73 A	Arizona	5	2	126 H	TCU	8	7
								76 N	Connecticut	0	1	126 H	TCU	3	7
								98 A	New Mexico	3	10	126 H	TCU	1	4
								100 A	FIU	8	6	147 A	UCF	8	13
								100 A	FIU	7	9	165 H	Utah Valley	9	2
												165 H	Utah Valley	6	0
												173 A	Dallas Baptist	9	10
												179 A	New Mexico St.	6	7
												184 H	Northern Ill.	13	0
												184 H	Northern Ill.	8	0
												227 H	Northern Colo.	10	1
												247 H	La Salle	5	6
												247 H	La Salle	3	0
												247 H	La Salle	7	0
LAST 10 GAMES				72 A Rice				2	11	98 A New Mexico				3	10
				173 A Dallas Baptist				9	10	126 H TCU				8	7
				52 A Kansas St.				2	12	126 H TCU				3	7
				52 A Kansas St.				2	15	126 H TCU				1	4
				52 A Kansas St.				5	6	179 A New Mexico St.				6	7

Non-Div. I Games: Lubbock Christian 5 6

Texas Tech



Average RPI Win:		171	WON-LOST RECORD		WINNING PCT. RANK		LAST 10 GAMES		STRENGTH OF SCHEDULE		OPP. STRENGTH OF SCHEDULE		TEAM RPI		ADJ RPI		CONF. RPI		ADJ CONF. RPI			
Average RPI Loss:		88	14-17-0		.45161 187		3-7-0		103		58		104		.52026 104		3		3			
DIV. I ONLY			10-6-0		.625 78		1-0-0		254		117		100		.52378 100		3		3			
DIV. I NON-CONF.																						
TOTALS		RPI 1-25		RPI 26-50		W-L RECORDS		RPI 51-100		RPI 101-150		RPI 150+										
14-17-0		0-3-0		1-2-0		OVERALL		1-7-0		4-3-0		9-2-0										
4-4-0		0-0-0		0-0-0		HOME		1-3-0		2-1-0		1-0-0										
9-12-0		0-3-0		1-2-0		AWAY		0-4-0		2-1-0		7-2-0										
1-1-0		0-0-0		0-0-0		NEUTRAL		0-0-0		0-1-0		1-0-0										
10-6-0		0-0-0		1-2-0		NON-CONFERENCE		1-1-0		0-1-0		9-2-0										
2-0-0		0-0-0		0-0-0		HOME		1-0-0		0-0-0		1-0-0										
8-5-0		0-0-0		1-0-		AWAY		0-1-0		0-0-0		7-2-0										
1-1-0		0-0-0		0-0-0		NEUTRAL		0-0-0		0-1-0		1-0-0										
4-11-0		0-3-0		0-0-0		CONFERENCE		0-6-0		4-2-0		0-0-0										
2-4-0		0-0-0		0-0-0		HOME		0-3-0		2-1-0		0-0-0										
2-7-0		0-3-0		0-0-0		AWAY		0-3-0		2-1-0		0-0-0										
0-0-0		0-0-0		0-0-0		NEUTRAL		0-0-0		0-0-0		0-0-0										
RPI	S	Opponent		Score		RPI	S	Opponent		Score		RPI	S	Opponent		Score						
1	A	Oregon St.		0	1	42	A	Loyola Marymount		6	3	64	H	BYU		5	4	110	H	Washington St.	7	4
1	A	Oregon St.		1	4	42	A	Loyola Marymount		2	11	73	A	Arizona		4	15	110	H	Washington St.	2	1
1	A	Oregon St.		3	8	42	A	Loyola Marymount		0	1	73	A	Arizona		3	4	110	H	Washington St.	0	5
												73	A	Arizona		1	2	114	N	Dartmouth	2	5
												85	A	Minnesota		1	4	119	A	Stanford	4	6
												87	H	California		5	9	119	A	Stanford	3	2
												87	H	California		5	9	119	A	Stanford	7	5
												87	H	California		4	6	165	A	Utah Valley	7	6
																		165	H	Utah Valley	3	2
																		184	N	Northern Ill.	6	1
																		231	A	UC Davis	7	10
																		231	A	UC Davis	7	6
																		231	A	UC Davis	11	8
																		231	A	UC Davis	7	3
																		266	A	St. Mary's (CA)	14	4
																		266	A	St. Mary's (CA)	1	2
																		266	A	St. Mary's (CA)	3	1
																		266	A	St. Mary's (CA)	3	1
LAST 10 GAMES																						
				165	A	Utah Valley		7	6	110	H	Washington St.		2	1							
				1	A	Oregon St.		1	4	110	H	Washington St.		7	4							
				1	A	Oregon St.		3	8	73	A	Arizona		1	2							
				1	A	Oregon St.		0	1	73	A	Arizona		4	15							
				110	H	Washington St.		0	5	73	A	Arizona		3	4							

Non-Div. I Games:

Utah



Average RPI Win: 170		WON-LOST	WINNING	LAST 10	STRENGTH OF		OPP. STRENGTH	TEAM	ADJ	CONF.	ADJ CONF.
Average RPI Loss: 75		RECORD	PCT. RANK	GAMES	SCHEDULE		OF SCHEDULE	RPI	RPI	RPI	RPI
DIV. I ONLY		19-18-0	.51351	147	3-7-0		110	51	105	.51858	105
DIV. I NON-CONF.		13-12-0	.52	128	3-4-0		96	53	99	.52408	99
TOTALS		RPI 1-25	RPI 26-50		W-L RECORDS		RPI 51-100		RPI 101-150		RPI 150+
19-18-0		1-6-0	1-4-0		OVERALL		1-0-0		4-6-0		13-2-0
14-5-0		0-1-0	0-1-0		HOME		0-0-0		2-2-0		13-1-0
5-13-0		1-5-0	1-3-0		AWAY		1-0-0		2-4-0		0-1-0
0-0-0		0-0-0	0-0-0		NEUTRAL		0-0-0		0-0-0		0-0-0
13-12-0		1-6-0	1-1-0		NON-CONFERENCE		1-0-0		3-4-0		8-1-0
10-4-0		0-1-0	0-1-0		HOME		0-0-0		2-2-0		8-0-0
4-8-0		1-5-0	1-0-		AWAY		1-0-0		1-2-0		0-1-0
0-0-0		0-0-0	0-0-0		NEUTRAL		0-0-0		0-0-0		0-0-0
6-6-0		0-0-0	0-3-0		CONFERENCE		0-0-0		1-2-0		5-1-0
5-1-0		0-0-0	0-0-0		HOME		0-0-0		0-0-0		5-1-0
1-5-0		0-0-0	0-3-0		AWAY		0-0-0		1-2-0		0-0-0
0-0-0		0-0-0	0-0-0		NEUTRAL		0-0-0		0-0-0		0-0-0
RPI S	Opponent	Score	RPI S	Opponent	Score	RPI S	Opponent	Score	RPI S	Opponent	Score
3 A	North Carolina	5 7	28 A	William & Mary	6 2	95 A	East Carolina	14 4	108 H	Old Dominion	6 2
7 A	Virginia	2 7	28 H	William & Mary	3 5				115 H	West Virginia	1 2
7 H	Virginia	0 2	38 A	Coastal Caro.	6 8				115 H	West Virginia	0 8
13 A	Virginia Tech	6 16	38 A	Coastal Caro.	1 12				115 H	West Virginia	9 2
21 A	South Carolina	3 2	38 A	Coastal Caro.	1 5				132 A	High Point	3 5
21 A	South Carolina	3 4							132 A	High Point	3 9
21 A	South Carolina	7 8							132 A	High Point	5 4
									138 A	Georgia	0 12
									138 A	Georgia	1 3
									138 A	Georgia	11 8
									167 H	Longwood	2 6
									167 H	Longwood	8 1
									167 H	Longwood	8 1
									193 A	James Madison	4 21
									193 H	James Madison	12 11
									198 H	Charleston So.	8 4
									198 H	Charleston So.	8 2
									198 H	Charleston So.	3 1
									215 H	Siena	4 0
									215 H	Siena	9 0
									235 H	Penn St.	12 3
									235 H	Penn St.	6 1
									235 H	Penn St.	4 1
									249 H	Army	4 3
									249 H	Army	6 4
			LAST 10 GAMES								
			108 H	Old Dominion	6 2	193 H	James Madison	12 11			
			115 H	West Virginia	1 2	38 A	Coastal Caro.	1 12			
			115 H	West Virginia	9 2	38 A	Coastal Caro.	6 8			
			115 H	West Virginia	0 8	38 A	Coastal Caro.	1 5			
			3 A	North Carolina	5 7	7 H	Virginia	0 2			

Non-Div. I Games:

Liberty



Average RPI Win: 119		WON-LOST	WINNING	LAST 10	STRENGTH OF		OPP. STRENGTH	TEAM	ADJ	CONF.	ADJ CONF.
Average RPI Loss: 143		RECORD	PCT. RANK	GAMES	SCHEDULE		OF SCHEDULE	RPI	RPI	RPI	RPI
DIV. I ONLY		19-16-0	.54286	122	4-6-0		115	78	106	.51791	106
DIV. I NON-CONF.		12-5-0	.70588	52	2-2-0		60	63	28	.57411	28
TOTALS		RPI 1-25	RPI 26-50		W-L RECORDS		RPI 51-100		RPI 101-150		RPI 150+
19-16-0		1-1-0	4-0-0		OVERALL		5-4-0		2-3-0		7-8-0
11-9-0		1-0-0	2-0-0		HOME		2-3-0		1-3-0		5-3-0
8-7-0		0-1-0	2-0-0		AWAY		3-1-0		1-0-0		2-4-0
0-0-0		0-0-0	0-0-0		NEUTRAL		0-0-0		0-0-0		0-0-0
12-5-0		1-1-0	4-0-0		NON-CONFERENCE		1-2-0		1-1-0		5-1-0
8-3-0		1-0-0	2-0-0		HOME		0-2-0		0-1-0		5-0-0
4-2-0		0-1-0	2-0-		AWAY		1-0-0		1-0-0		0-1-0
0-0-0		0-0-0	0-0-0		NEUTRAL		0-0-0		0-0-0		0-0-0
7-11-0		0-0-0	0-0-0		CONFERENCE		4-2-0		1-2-0		2-7-0
3-6-0		0-0-0	0-0-0		HOME		2-1-0		1-2-0		0-3-0
4-5-0		0-0-0	0-0-0		AWAY		2-1-0		0-0-0		2-4-0
0-0-0		0-0-0	0-0-0		NEUTRAL		0-0-0		0-0-0		0-0-0
RPI S	Opponent	Score		RPI S	Opponent	Score		RPI S	Opponent	Score	
21 A	South Carolina	2	5	26 H	Michigan St.	4	3	65 A	Elon	10	4
21 H	South Carolina	6	5	26 H	Michigan St.	8	5	65 A	Elon	4	5
				38 A	Coastal Caro.	4	1	65 A	Elon	10	6
				38 A	Coastal Caro.	11	6	83 H	Appalachian St.	3	1
								83 H	Appalachian St.	6	5
								83 H	Appalachian St.	9	10
								84 A	Presbyterian	8	3
								84 H	Presbyterian	8	10
								84 H	Presbyterian	2	6
								111 H	Western Caro.	3	9
								111 H	Western Caro.	5	8
								111 H	Western Caro.	9	2
								138 A	Georgia	7	5
								149 H	Gardner-Webb	1	6
								176 H	Samford	6	16
								176 H	Samford	1	9
								176 H	Samford	4	9
								180 H	Miami (OH)	6	5
								180 H	Miami (OH)	6	5
								197 A	Wofford	13	3
								197 A	Wofford	8	10
								197 A	Wofford	0	5
								220 A	Winthrop	4	13
								221 A	Davidson	7	1
								221 A	Davidson	2	22
								221 A	Davidson	6	7
								225 H	USC Upstate	6	5
								230 H	Eastern Ky.	7	3
								253 H	Cincinnati	5	1
LAST 10 GAMES											
				197 A	Wofford	0	5	111 H	Western Caro.	5	8
				197 A	Wofford	13	3	111 H	Western Caro.	9	2
				197 A	Wofford	8	10	21 H	South Carolina	6	5
				220 A	Winthrop	4	13	84 H	Presbyterian	2	6
				111 H	Western Caro.	3	9	84 A	Presbyterian	8	3

Non-Div. I Games:

Furman



Average RPI Win:	154	WON-LOST	WINNING	LAST 10	STRENGTH OF	OPP. STRENGTH	TEAM	ADJ	CONF.	ADJ CONF.	
Average RPI Loss:	115	RECORD	PCT. RANK	GAMES	SCHEDULE	OF SCHEDULE	RPI	RPI	RPI	RPI	
DIV. I ONLY	20-15-0	.57143	94	7-2-0	142	97	107	.51773	107	18	18
DIV. I NON-CONF.	13-10-0	.56522	111	1-1-0	193	67	141	.5024	141	20	20
<hr/>											
TOTALS	RPI 1-25	RPI 26-50		W-L RECORDS	RPI 51-100		RPI 101-150		RPI 150+		
20-15-0	0-0-0	1-2-0		OVERALL	6-8-0		0-0-0		13-5-0		
12-8-0	0-0-0	0-0-0		HOME	5-6-0		0-0-0		7-2-0		
8-7-0	0-0-0	1-2-0		AWAY	1-2-0		0-0-0		6-3-0		
0-0-0	0-0-0	0-0-0		NEUTRAL	0-0-0		0-0-0		0-0-0		
13-10-0	0-0-0	1-2-0		NON-CONFERENCE	5-6-0		0-0-0		7-2-0		
8-6-0	0-0-0	0-0-0		HOME	4-4-0		0-0-0		4-2-0		
5-4-0	0-0-0	1-0-		AWAY	1-2-0		0-0-0		3-0-0		
0-0-0	0-0-0	0-0-0		NEUTRAL	0-0-0		0-0-0		0-0-0		
7-5-0	0-0-0	0-0-0		CONFERENCE	1-2-0		0-0-0		6-3-0		
4-2-0	0-0-0	0-0-0		HOME	1-2-0		0-0-0		3-0-0		
3-3-0	0-0-0	0-0-0		AWAY	0-0-0		0-0-0		3-3-0		
0-0-0	0-0-0	0-0-0		NEUTRAL	0-0-0		0-0-0		0-0-0		
RPI	S	Opponent	Score	RPI	S	Opponent	Score	RPI	S	Opponent	Score
46	A	Texas	5 6	74	H	UC Riverside	4 3	151	H	Nevada	4 1
46	A	Texas	3 6	74	H	UC Riverside	1 2	165	H	Utah Valley	1 0
46	A	Texas	5 3	74	H	UC Riverside	7 4	165	H	Utah Valley	4 6
				74	H	UC Riverside	6 7	165	H	Utah Valley	10 3
				80	H	San Francisco	4 8	166	H	Texas St.	1 0
				88	H	CSU Bakersfield	2 4	166	H	Texas St.	7 5
				88	H	CSU Bakersfield	5 0	166	H	Texas St.	3 2
				88	H	CSU Bakersfield	3 6	173	A	Dallas Baptist	0 10
				94	A	UC Santa Barbara	13 7	173	A	Dallas Baptist	11 7
				94	A	UC Santa Barbara	4 5	173	A	Dallas Baptist	3 6
				94	A	UC Santa Barbara	0 5	179	A	New Mexico St.	16 4
				97	H	Cal St. Northridge	3 5	179	A	New Mexico St.	4 5
				97	H	Cal St. Northridge	4 3	179	A	New Mexico St.	6 4
				97	H	Cal St. Northridge	9 6	231	A	UC Davis	14 0
								231	H	UC Davis	6 4
								255	H	Fresno St.	2 3
								266	A	St. Mary's (CA)	9 7
								266	A	St. Mary's (CA)	10 0
<hr/>											
LAST 10 GAMES											
179	A	New Mexico St.	6 4	166	H	Texas St.	3 2				
179	A	New Mexico St.	16 4	80	H	San Francisco	4 8				
179	A	New Mexico St.	4 5	231	H	UC Davis	6 4				
166	H	Texas St.	1 0	173	A	Dallas Baptist	11 7				
166	H	Texas St.	7 5	173	A	Dallas Baptist	3 6				

Non-Div. I Games: Simpson (CA) 7 0

Sacramento St.



Average RPI Win:		142	WON-LOST RECORD		WINNING PCT. RANK		LAST 10 GAMES		STRENGTH OF SCHEDULE		OPP. STRENGTH OF SCHEDULE		TEAM RPI		ADJ RPI		CONF. RPI		ADJ CONF. RPI					
DIV. I ONLY			18-17-0		.51429		145		9-1-0		59		73		108		.5176		108		11		11	
DIV. I NON-CONF.			10-13-0		.43478		186		3-0-0		49		32		129		.50759		129		13		13	
TOTALS		RPI 1-25		RPI 26-50		W-L RECORDS		RPI 51-100		RPI 101-150		RPI 150+												
18-17-0		1-3-0		3-7-0		OVERALL		1-4-0		7-2-0		7-1-0												
14-9-0		0-1-0		2-4-0		HOME		1-3-0		5-1-0		6-0-0												
4-6-0		0-1-0		1-3-0		AWAY		0-0-0		2-1-0		1-1-0												
1-2-0		1-1-0		0-0-0		NEUTRAL		0-1-0		0-0-0		0-0-0												
10-13-0		1-3-0		3-7-0		NON-CONFERENCE		0-2-0		3-0-0		4-1-0												
8-6-0		0-1-0		2-4-0		HOME		0-1-0		3-0-0		3-0-0												
2-5-0		0-1-0		1-0-		AWAY		0-0-0		0-0-0		1-1-0												
1-2-0		1-1-0		0-0-0		NEUTRAL		0-1-0		0-0-0		0-0-0												
8-4-0		0-0-0		0-0-0		CONFERENCE		1-2-0		4-2-0		3-0-0												
6-3-0		0-0-0		0-0-0		HOME		1-2-0		2-1-0		3-0-0												
2-1-0		0-0-0		0-0-0		AWAY		0-0-0		2-1-0		0-0-0												
0-0-0		0-0-0		0-0-0		NEUTRAL		0-0-0		0-0-0		0-0-0												
RPI	S	Opponent		Score		RPI	S	Opponent		Score		RPI	S	Opponent		Score								
8	N	Mississippi St.		5	13	35	H	La.-Lafayette		9	2	55	N	Auburn		3	4	102	H	Missouri		5	3	
14	N	Ole Miss		2	1	35	H	La.-Lafayette		1	9	72	H	Rice		10	1	102	H	Missouri		5	2	
16	A	South Ala.		5	6	35	H	La.-Lafayette		4	13	72	H	Rice		3	6	102	H	Missouri		6	1	
16	H	South Ala.		1	3	39	A	Alabama		8	10	72	H	Rice		0	3	128	H	Tulane		2	0	
						44	H	Central Ark.		2	1	78	H	Missouri St.		1	5	128	H	Tulane		6	2	
						44	H	Central Ark.		1	3							128	H	Tulane		2	3	
						44	H	Central Ark.		3	14							147	A	UCF		3	4	
						49	A	Troy		3	8							147	A	UCF		4	1	
						49	A	Troy		3	6							147	A	UCF		4	3	
						49	A	Troy		12	4							174	A	La.-Monroe		5	6	
																		185	H	Eastern Ill.		6	3	
																		207	H	Marshall		1	0	
																		207	H	Marshall		8	7	
																		207	H	Marshall		4	1	
																		264	A	New Orleans		2	1	
																		264	H	New Orleans		8	5	
																		286	H	Alcorn		7	2	
LAST 10 GAMES																								
						14	N	Ole Miss		2	1	264	A	New Orleans		2	1							
						207	H	Marshall		4	1	128	H	Tulane		2	0							
						207	H	Marshall		8	7	128	H	Tulane		6	2							
						207	H	Marshall		1	0	128	H	Tulane		2	3							
						264	H	New Orleans		8	5	147	A	UCF		4	3							

Non-Div. I Games:

Southern Miss.



Average RPI Win:		157	WON-LOST RECORD		WINNING PCT. RANK		LAST 10 GAMES		STRENGTH OF SCHEDULE		OPP. STRENGTH OF SCHEDULE		TEAM RPI		ADJ RPI		CONF. RPI		ADJ CONF. RPI		
DIV. I ONLY			17-16-0		.51515	142	5-5-0		71		168		108		.5176		108	8		8	
DIV. I NON-CONF.			9-6-0		.6	90	1-3-0		93		199		96		.52629		96	9		9	
TOTALS		RPI 1-25		RPI 26-50			W-L RECORDS			RPI 51-100			RPI 101-150			RPI 150+					
17-16-0		0-2-0		0-3-0			OVERALL			4-4-0			4-3-0			9-6-0					
11-8-0		0-0-0		0-3-0			HOME			3-3-0			3-1-0			5-1-0					
6-8-0		0-2-0		0-0-0			AWAY			1-1-0			1-2-0			4-5-0					
0-0-0		0-0-0		0-0-0			NEUTRAL			0-0-0			0-0-0			0-0-0					
9-6-0		0-2-0		0-0-0			NON-CONFERENCE			2-3-0			2-2-0			5-1-0					
7-3-0		0-0-0		0-0-0			HOME			1-2-0			1-0-0			5-1-0					
2-5-0		0-2-0		0-0-			AWAY			1-1-0			1-2-0			0-0-0					
0-0-0		0-0-0		0-0-0			NEUTRAL			0-0-0			0-0-0			0-0-0					
8-10-0		0-0-0		0-3-0			CONFERENCE			2-1-0			2-1-0			4-5-0					
4-5-0		0-0-0		0-3-0			HOME			2-1-0			2-1-0			0-0-0					
4-5-0		0-0-0		0-0-0			AWAY			0-0-0			0-0-0			4-5-0					
0-0-0		0-0-0		0-0-0			NEUTRAL			0-0-0			0-0-0			0-0-0					
RPI	S	Opponent		Score		RPI	S	Opponent		Score		RPI	S	Opponent		Score					
7	A	Virginia		9	10	32	H	UNC Wilmington		0	1	51	H	Rutgers		0	3				
19	A	North Carolina St.		0	5	32	H	UNC Wilmington		1	8	51	H	Rutgers		7	17				
						32	H	UNC Wilmington		3	6	51	H	Rutgers		4	3				
												53	A	Campbell		0	8				
												82	H	Towson		4	3				
												82	H	Towson		1	9				
												82	H	Towson		13	4				
												95	A	East Carolina		5	3				
												105	A	Liberty		2	6				
												125	H	Northeastern		10	8				
												125	H	Northeastern		11	4				
												125	H	Northeastern		1	2				
												134	A	Richmond		6	7				
												134	H	Richmond		7	4				
												135	A	VMI		11	5				
												154	A	Georgia St.		8	13				
												154	A	Georgia St.		4	7				
												154	A	Georgia St.		10	12				
												162	A	Hofstra		14	5				
												162	A	Hofstra		1	5				
												162	A	Hofstra		4	8				
												193	A	James Madison		7	4				
												193	A	James Madison		6	5				
												193	A	James Madison		14	2				
												198	H	Charleston So.		4	3				
												207	H	Marshall		10	1				
												207	H	Marshall		0	3				
												233	H	Temple		9	2				
												233	H	Temple		12	4				
												233	H	Temple		2	0				
LAST 10 GAMES																					
7	A	Virginia		9	10	134	H	Richmond		7	4										
105	A	Liberty		2	6	193	A	James Madison		14	2										
162	A	Hofstra		14	5	193	A	James Madison		6	5										
162	A	Hofstra		1	5	193	A	James Madison		7	4										
162	A	Hofstra		4	8	53	A	Campbell		0	8										

Non-Div. I Games: Virginia St. 13 3

Old Dominion



Average RPI Win:	145	WON-LOST RECORD	WINNING PCT. RANK	LAST 10 GAMES	STRENGTH OF SCHEDULE	OPP. STRENGTH OF SCHEDULE	TEAM RPI	ADJ RPI	CONF. RPI	ADJ CONF. RPI		
Average RPI Loss:	98											
DIV. I ONLY		18-15-0	.54545	119	3-7-0	106	95	110	.51756	110	3	3
DIV. I NON-CONF.		13-8-0	.61905	81	0-2-0	207	118	130	.50749	130	3	3
<hr/>												
TOTALS	RPI 1-25	RPI 26-50		W-L RECORDS		RPI 51-100		RPI 101-150		RPI 150+		
18-15-0	2-1-0	0-0-0		OVERALL		4-6-0		4-9-0		8-0-0		
13-7-0	0-0-0	0-0-0		HOME		4-5-0		1-2-0		8-0-0		
5-8-0	2-1-0	0-0-0		AWAY		0-1-0		3-7-0		0-0-0		
0-0-0	0-0-0	0-0-0		NEUTRAL		0-0-0		0-0-0		0-0-0		
13-8-0	0-0-0	0-0-0		NON-CONFERENCE		3-4-0		2-5-0		8-0-0		
11-3-0	0-0-0	0-0-0		HOME		3-3-0		0-0-0		8-0-0		
2-6-0	0-0-0	0-0-		AWAY		0-1-0		2-5-0		0-0-0		
0-0-0	0-0-0	0-0-0		NEUTRAL		0-0-0		0-0-0		0-0-0		
5-7-0	2-1-0	0-0-0		CONFERENCE		1-2-0		2-4-0		0-0-0		
2-4-0	0-0-0	0-0-0		HOME		1-2-0		1-2-0		0-0-0		
3-3-0	2-1-0	0-0-0		AWAY		0-0-0		1-2-0		0-0-0		
0-0-0	0-0-0	0-0-0		NEUTRAL		0-0-0		0-0-0		0-0-0		
RPI	S	Opponent	Score	RPI	S	Opponent	Score	RPI	S	Opponent	Score	
9	A	Arizona St.	15 4					71	A	Gonzaga	3 4	
9	A	Arizona St.	11 8					71	H	Gonzaga	8 10	
9	A	Arizona St.	1 4					71	H	Gonzaga	2 7	
								73	H	Arizona	3 7	
								73	H	Arizona	9 5	
								73	H	Arizona	5 6	
								97	H	Cal St. Northridge	3 5	
								97	H	Cal St. Northridge	2 1	
								97	H	Cal St. Northridge	7 4	
								97	H	Cal St. Northridge	8 2	
								104	A	Utah	4 7	
								104	A	Utah	1 2	
								104	A	Utah	5 0	
								111	A	Western Caro.	4 1	
								111	A	Western Caro.	5 8	
								111	A	Western Caro.	10 15	
								119	H	Stanford	0 3	
								119	H	Stanford	8 5	
								119	H	Stanford	3 9	
								143	A	UTSA	6 3	
								143	A	UTSA	3 12	
								143	A	UTSA	10 13	
								143	A	UTSA	3 4	
								199	H	Eastern Mich.	13 10	
								199	H	Eastern Mich.	1 0	
								199	H	Eastern Mich.	12 2	
								199	H	Eastern Mich.	8 4	
								240	H	Brown	8 2	
								240	H	Brown	14 0	
								240	H	Brown	20 1	
								240	H	Brown	3 1	
				LAST 10 GAMES								
				71	A	Gonzaga	3 4	104	A	Utah	1 2	
				73	H	Arizona	3 7	104	A	Utah	4 7	
				73	H	Arizona	5 6	71	H	Gonzaga	2 7	
				73	H	Arizona	9 5	119	H	Stanford	8 5	
				104	A	Utah	5 0	119	H	Stanford	3 9	

Non-Div. I Games:

Washington St.



Average RPI Win:		138	WON-LOST RECORD		WINNING PCT. RANK		LAST 10 GAMES		STRENGTH OF SCHEDULE		OPP. STRENGTH OF SCHEDULE		TEAM RPI		ADJ RPI		CONF. RPI		ADJ CONF. RPI			
Average RPI Loss:		115																				
DIV. I ONLY			22-16-0		.57895 89		7-3-0		161		37		111		.5171 111		13		13			
DIV. I NON-CONF.			10-10-0		.5 133		2-2-0		206		30		192		.47978 191		11		10			
TOTALS		RPI 1-25		RPI 26-50		W-L RECORDS		RPI 51-100		RPI 101-150		RPI 150+										
22-16-0		0-1-0		0-1-0		OVERALL		6-6-0		7-2-0		10-6-0										
14-7-0		0-1-0		0-0-0		HOME		4-3-0		3-1-0		8-2-0										
8-6-0		0-0-0		0-0-0		AWAY		2-3-0		4-1-0		2-2-0										
0-3-0		0-0-0		0-1-0		NEUTRAL		0-0-0		0-0-0		0-2-0										
10-10-0		0-1-0		0-1-0		NON-CONFERENCE		1-2-0		5-1-0		5-5-0										
9-4-0		0-1-0		0-0-0		HOME		1-0-0		3-1-0		5-2-0										
2-3-0		0-0-0		0-0-		AWAY		0-2-0		2-0-0		0-1-0										
0-3-0		0-0-0		0-1-0		NEUTRAL		0-0-0		0-0-0		0-2-0										
12-6-0		0-0-0		0-0-0		CONFERENCE		5-4-0		2-1-0		5-1-0										
6-3-0		0-0-0		0-0-0		HOME		3-3-0		0-0-0		3-0-0										
6-3-0		0-0-0		0-0-0		AWAY		2-1-0		2-1-0		2-1-0										
0-0-0		0-0-0		0-0-0		NEUTRAL		0-0-0		0-0-0		0-0-0										
RPI	S	Opponent		Score		RPI	S	Opponent		Score		RPI	S	Opponent		Score						
18	H	Clemson		9	12	26	N	Michigan St.		1	4	56	A	Col. of Charleston		5	4	106	A	Furman	9	3
												56	A	Col. of Charleston		4	6	106	A	Furman	8	5
												56	A	Col. of Charleston		10	6	106	A	Furman	2	9
												61	A	Wake Forest		1	3	110	H	Washington St.	1	4
												61	H	Wake Forest		7	2	110	H	Washington St.	15	10
												65	H	Elon		7	5	110	H	Washington St.	8	5
												65	H	Elon		1	2	138	A	Georgia	12	7
												65	H	Elon		5	8	149	A	Gardner-Webb	5	2
												69	A	Tennessee		5	10	149	H	Gardner-Webb	9	6
												93	H	Citadel		5	4	162	H	Hofstra	2	5
												93	H	Citadel		7	6	162	H	Hofstra	6	2
												93	H	Citadel		4	5	162	H	Hofstra	7	6
																		167	H	Longwood	1	4
																		167	H	Longwood	8	5
																		176	H	Samford	5	2
																		176	H	Samford	21	7
																		176	H	Samford	9	8
																		180	N	Miami (OH)	2	3
																		186	A	UNC Asheville	0	15
																		186	H	UNC Asheville	13	9
																		221	A	Davidson	5	7
																		221	A	Davidson	9	4
																		221	A	Davidson	5	2
																		230	H	Eastern Ky.	11	7
																		253	N	Cincinnati	6	7
LAST 10 GAMES																						
				149	H	Gardner-Webb		9	6			106	A	Furman		9	3					
				176	H	Samford		5	2			106	A	Furman		8	5					
				176	H	Samford		21	7			106	A	Furman		2	9					
				176	H	Samford		9	8			186	A	UNC Asheville		0	15					
				18	H	Clemson		9	12			186	H	UNC Asheville		13	9					

Non-Div. I Games:

Western Caro.



Average RPI Win: 167		WON-LOST	WINNING	LAST 10	STRENGTH OF		OPP. STRENGTH	TEAM	ADJ		CONF.	ADJ CONF.
Average RPI Loss: 73		RECORD	PCT. RANK	GAMES	SCHEDULE		OF SCHEDULE	RPI	RPI		RPI	RPI
DIV. I ONLY		19-17-0	.52778	131	4-6-0		105	41	113		.51678	112
DIV. I NON-CONF.		13-8-0	.61905	81	2-0-0		210	46	119		.51426	119
TOTALS		RPI 1-25	RPI 26-50		W-L RECORDS		RPI 51-100		RPI 101-150		RPI 150+	
19-17-0		0-5-0	2-4-0		OVERALL		3-5-0		2-1-0		13-2-0	
13-9-0		0-3-0	1-2-0		HOME		3-2-0		0-0-0		9-2-0	
6-8-0		0-2-0	1-2-0		AWAY		0-3-0		2-1-0		4-0-0	
0-0-0		0-0-0	0-0-0		NEUTRAL		0-0-0		0-0-0		0-0-0	
13-8-0		0-2-0	1-2-0		NON-CONFERENCE		1-1-0		2-1-0		10-2-0	
10-3-0		0-0-0	0-0-0		HOME		1-1-0		0-0-0		9-2-0	
4-5-0		0-2-0	1-0-		AWAY		0-0-0		2-1-0		1-0-0	
0-0-0		0-0-0	0-0-0		NEUTRAL		0-0-0		0-0-0		0-0-0	
6-9-0		0-3-0	1-2-0		CONFERENCE		2-4-0		0-0-0		3-0-0	
3-6-0		0-3-0	1-2-0		HOME		2-1-0		0-0-0		0-0-0	
3-3-0		0-0-0	0-0-0		AWAY		0-3-0		0-0-0		3-0-0	
0-0-0		0-0-0	0-0-0		NEUTRAL		0-0-0		0-0-0		0-0-0	
RPI S	Opponent	Score	RPI S	Opponent	Score	RPI S	Opponent	Score	RPI S	Opponent	Score	
2 A	Vanderbilt	3 7	47 A	Sam Houston St.	5 3	77 H	Western Ky.	2 4	101 A	Memphis	3 2	
14 A	Ole Miss	4 10	47 A	Sam Houston St.	1 8	77 H	Western Ky.	6 0	102 A	Missouri	10 3	
16 H	South Ala.	2 20	47 A	Sam Houston St.	6 11	77 H	Western Ky.	5 3	102 A	Missouri	1 5	
16 H	South Ala.	1 4	48 H	Fla. Atlantic	3 2	78 H	Missouri St.	2 6	177 H	UAB	2 4	
16 H	South Ala.	2 6	48 H	Fla. Atlantic	5 10	78 H	Missouri St.	7 5	177 H	UAB	8 1	
			48 H	Fla. Atlantic	2 3	100 A	FIU	6 9	177 H	UAB	2 1	
						100 A	FIU	0 1	202 A	UALR	6 3	
						100 A	FIU	7 8	202 A	UALR	9 7	
									202 A	UALR	7 5	
									218 A	Southeast Mo. St.	5 4	
									218 H	Southeast Mo. St.	9 8	
									223 H	Bradley	12 2	
									223 H	Bradley	10 1	
									223 H	Bradley	10 5	
									246 H	Western Ill.	14 6	
									246 H	Western Ill.	1 2	
									246 H	Western Ill.	6 3	
									262 H	UT Martin	9 0	
LAST 10 GAMES												
218 A	Southeast Mo. St.	5 4	77 H	Western Ky.	2 4							
16 H	South Ala.	1 4	77 H	Western Ky.	6 0							
16 H	South Ala.	2 20	218 H	Southeast Mo. St.	9 8							
16 H	South Ala.	2 6	100 A	FIU	6 9							
77 H	Western Ky.	5 3	100 A	FIU	7 8							

Non-Div. I Games:

Arkansas St.



Average RPI Win:	206	WON-LOST RECORD	WINNING PCT. RANK	LAST 10 GAMES	STRENGTH OF SCHEDULE	OPP. STRENGTH OF SCHEDULE	TEAM RPI	ADJ RPI	CONF. RPI	ADJ CONF. RPI		
DIV. I ONLY		20-16-0	.55556	111	8-2-0	169	127	114	.51525	113	19	19
DIV. I NON-CONF.		8-13-0	.38095	206	2-2-0	69	116	158	.49689	158	22	22
<hr/>												
TOTALS	RPI 1-25	RPI 26-50		W-L RECORDS		RPI 51-100		RPI 101-150		RPI 150+		
20-16-0	0-2-0	1-5-0		OVERALL		1-1-0		1-2-0		17-6-0		
10-5-0	0-2-0	0-1-0		HOME		0-0-0		1-2-0		9-0-0		
9-11-0	0-0-0	1-4-0		AWAY		1-1-0		0-0-0		7-6-0		
1-0-0	0-0-0	0-0-0		NEUTRAL		0-0-0		0-0-0		1-0-0		
8-13-0	0-2-0	0-3-0		NON-CONFERENCE		1-1-0		1-2-0		6-5-0		
4-5-0	0-2-0	0-1-0		HOME		0-0-0		1-2-0		3-0-0		
3-8-0	0-0-0	0-0-		AWAY		1-1-0		0-0-0		2-5-0		
1-0-0	0-0-0	0-0-0		NEUTRAL		0-0-0		0-0-0		1-0-0		
12-3-0	0-0-0	1-2-0		CONFERENCE		0-0-0		0-0-0		11-1-0		
6-0-0	0-0-0	0-0-0		HOME		0-0-0		0-0-0		6-0-0		
6-3-0	0-0-0	1-2-0		AWAY		0-0-0		0-0-0		5-1-0		
0-0-0	0-0-0	0-0-0		NEUTRAL		0-0-0		0-0-0		0-0-0		
RPI S	Opponent	Score	RPI S	Opponent	Score	RPI S	Opponent	Score	RPI S	Opponent	Score	
16 H	South Ala.	3 8	30 A	Austin Peay	1 10	75 A	North Florida	5 2	146 H	Southern Ill.	5 4	
16 H	South Ala.	1 3	30 A	Austin Peay	19 9	75 A	North Florida	3 7	146 H	Southern Ill.	6 12	
			30 A	Austin Peay	4 5				146 H	Southern Ill.	4 12	
			39 A	Alabama	5 6				160 A	Kennesaw St.	1 2	
			49 A	Troy	4 8				160 A	Kennesaw St.	3 9	
			49 H	Troy	5 13				160 A	Kennesaw St.	6 11	
									176 A	Samford	2 12	
									176 H	Samford	12 11	
									177 A	UAB	2 8	
									177 A	UAB	7 4	
									177 H	UAB	8 2	
									177 H	UAB	7 0	
									185 H	Eastern Ill.	5 2	
									185 H	Eastern Ill.	3 2	
									185 H	Eastern Ill.	2 1	
									198 N	Charleston So.	7 4	
									262 A	UT Martin	10 5	
									262 A	UT Martin	3 5	
									262 A	UT Martin	20 2	
									265 H	SIU Edwardsville	11 0	
									265 H	SIU Edwardsville	2 1	
									265 H	SIU Edwardsville	7 6	
			LAST 10 GAMES						265 H	SIU Edwardsville	7 6	
			272 A	Murray St.	10 7	177 A	UAB	2 8	269 A	Alabama St.	1 0	
			272 A	Murray St.	7 6	176 H	Samford	12 11	272 A	Murray St.	10 7	
			272 A	Murray St.	14 11	185 H	Eastern Ill.	2 1	272 A	Murray St.	14 11	
			177 H	UAB	8 2	185 H	Eastern Ill.	5 2	272 A	Murray St.	7 6	
			49 A	Troy	4 8	185 H	Eastern Ill.	3 2				

**Non-Div. I Games:**

Jacksonville St.



Non-Div. I Games:	St. Anselm	12	2	Slippery Rock	3	7	Vassar	10	2	Babson	10	3	Dartmouth
-------------------	------------	----	---	---------------	---	---	--------	----	---	--------	----	---	-----------



Average RPI Win:		176	WON-LOST	WINNING	LAST 10	STRENGTH OF		OPP. STRENGTH	TEAM	ADJ	CONF.	ADJ CONF.
Average RPI Loss:		99	RECORD	PCT. RANK	GAMES	SCHEDULE		OF SCHEDULE	RPI	RPI	RPI	RPI
DIV. I ONLY			20-17-0	.54054	125	6-4-0		186	83	115	.51469	115
DIV. I NON-CONF.			16-12-0	.57143	106	5-2-0		232	133	139	.50339	139
TOTALS		RPI 1-25	RPI 26-50		W-L RECORDS		RPI 51-100		RPI 101-150		RPI 150+	
20-17-0		0-1-0	0-2-0		OVERALL		5-7-0		4-4-0		12-3-0	
9-1-0		0-0-0	0-0-0		HOME		0-0-0		2-1-0		8-0-0	
8-10-0		0-0-0	0-1-0		AWAY		5-7-0		2-1-0		1-1-0	
3-6-0		0-1-0	0-1-0		NEUTRAL		0-0-0		0-2-0		3-2-0	
16-12-0		0-1-0	0-2-0		NON-CONFERENCE		3-3-0		2-3-0		12-3-0	
8-0-0		0-0-0	0-0-0		HOME		0-0-0		0-0-0		8-0-0	
6-6-0		0-0-0	0-0-		AWAY		3-3-0		2-1-0		1-1-0	
3-6-0		0-1-0	0-1-0		NEUTRAL		0-0-0		0-2-0		3-2-0	
4-5-0		0-0-0	0-0-0		CONFERENCE		2-4-0		2-1-0		0-0-0	
2-1-0		0-0-0	0-0-0		HOME		0-0-0		2-1-0		0-0-0	
2-4-0		0-0-0	0-0-0		AWAY		2-4-0		0-0-0		0-0-0	
0-0-0		0-0-0	0-0-0		NEUTRAL		0-0-0		0-0-0		0-0-0	
RPI S	Opponent	Score	RPI S	Opponent	Score	RPI S	Opponent	Score	RPI S	Opponent	Score	
11 N	Indiana	5 8	40 A	Ohio St.	0 9	52 A	Kansas St.	3 4	103 H	Texas Tech	3 1	
			48 N	Fla. Atlantic	5 6	52 A	Kansas St.	5 6	103 H	Texas Tech	4 6	
						52 A	Kansas St.	13 2	103 H	Texas Tech	2 0	
						58 A	Pittsburgh	8 7	105 A	Liberty	2 1	
						61 A	Wake Forest	3 11	105 A	Liberty	2 9	
						61 A	Wake Forest	9 2	105 A	Liberty	8 0	
						62 A	Baylor	1 11	145 N	Iowa	4 6	
						62 A	Baylor	9 8	148 N	Maine	1 2	
						62 A	Baylor	0 8	181 N	Central Mich.	1 4	
						75 A	North Florida	4 3	207 A	Marshall	0 8	
						75 A	North Florida	6 7	207 H	Marshall	10 2	
						75 A	North Florida	0 4	213 N	Bowling Green	8 2	
									230 A	Eastern Ky.	16 9	
									230 H	Eastern Ky.	2 1	
									252 H	Youngstown St.	5 1	
									252 N	Youngstown St.	7 3	
									252 N	Youngstown St.	7 10	
									258 H	Morehead St.	13 5	
									264 H	New Orleans	11 2	
									264 H	New Orleans	12 2	
									264 H	New Orleans	5 1	
									264 H	New Orleans	4 3	
									270 N	UMBC	4 0	
			LAST 10 GAMES									
			258 H	Morehead St.	13 5	40 A	Ohio St.	0 9				
			105 A	Liberty	2 1	62 A	Baylor	1 11				
			105 A	Liberty	2 9	62 A	Baylor	0 8				
			105 A	Liberty	8 0	62 A	Baylor	9 8				
			252 H	Youngstown St.	5 1	207 H	Marshall	10 2				

Non-Div. I Games:

West Virginia



Average RPI Win:	173	WON-LOST	WINNING	LAST 10	STRENGTH OF	OPP. STRENGTH	TEAM	ADJ	CONF.	ADJ CONF.	
Average RPI Loss:	125	RECORD	PCT. RANK	GAMES	SCHEDULE	OF SCHEDULE	RPI	RPI	RPI	RPI	
DIV. I ONLY	21-12-0	.63636	63	7-3-0	191	130	116	.51441	116	16	16
DIV. I NON-CONF.	11-7-0	.61111	85	1-3-0	219	86	175	.48731	175	17	17
<hr/>											
TOTALS	RPI 1-25	RPI 26-50		W-L RECORDS		RPI 51-100		RPI 101-150		RPI 150+	
21-12-0	0-0-0	4-2-0		OVERALL		1-5-0		2-1-0		14-5-0	
14-7-0	0-0-0	4-2-0		HOME		0-1-0		2-1-0		8-3-0	
7-5-0	0-0-0	0-0-0		AWAY		1-4-0		0-0-0		6-2-0	
0-0-0	0-0-0	0-0-0		NEUTRAL		0-0-0		0-0-0		0-0-0	
11-7-0	0-0-0	3-0-0		NON-CONFERENCE		0-3-0		2-1-0		6-4-0	
10-5-0	0-0-0	3-0-0		HOME		0-1-0		2-1-0		5-3-0	
1-3-0	0-0-0	0-0-		AWAY		0-2-0		0-0-0		1-1-0	
0-0-0	0-0-0	0-0-0		NEUTRAL		0-0-0		0-0-0		0-0-0	
10-5-0	0-0-0	1-2-0		CONFERENCE		1-2-0		0-0-0		8-1-0	
4-2-0	0-0-0	1-2-0		HOME		0-0-0		0-0-0		3-0-0	
6-3-0	0-0-0	0-0-0		AWAY		1-2-0		0-0-0		5-1-0	
0-0-0	0-0-0	0-0-0		NEUTRAL		0-0-0		0-0-0		0-0-0	
RPI S	Opponent	Score	RPI S	Opponent	Score	RPI S	Opponent	Score	RPI S	Opponent	Score
			33 H	FGCU	3 2	69 A	Tennessee	7 9	129 H	Radford	2 4
			33 H	FGCU	2 3	69 H	Tennessee	3 4	141 H	Rhode Island	5 0
			33 H	FGCU	9 10	75 A	North Florida	4 11	142 H	Tennessee Tech	3 0
			36 H	Seton Hall	9 8	75 A	North Florida	4 15	153 H	Marist	2 13
			36 H	Seton Hall	7 3	75 A	North Florida	7 5	153 H	Marist	9 8
			36 H	Seton Hall	4 3	93 A	Citadel	3 7	153 H	Marist	3 0
									186 A	UNC Asheville	20 9
									197 H	Wofford	12 10
									220 A	Winthrop	2 3
									220 H	Winthrop	1 2
									225 A	USC Upstate	10 4
									225 A	USC Upstate	3 6
									225 A	USC Upstate	8 0
									226 H	Lipscomb	7 2
									226 H	Lipscomb	5 2
									226 H	Lipscomb	8 0
									235 H	Penn St.	4 6
									235 H	Penn St.	8 3
									235 H	Penn St.	9 7
									279 A	Northern Ky.	5 2
									279 A	Northern Ky.	12 9
									279 A	Northern Ky.	13 4
			LAST 10 GAMES								
			93 A	Citadel	3 7	279 A	Northern Ky.	13 4			
			226 H	Lipscomb	5 2	279 A	Northern Ky.	12 9			
			226 H	Lipscomb	7 2	279 A	Northern Ky.	5 2			
			226 H	Lipscomb	8 0	142 H	Tennessee Tech	3 0			
			69 H	Tennessee	3 4	129 H	Radford	2 4			



[illegible]

**Non-Div. I Games:**

Illinois St.



Average RPI Win:	173	WON-LOST	WINNING	LAST 10	STRENGTH OF	OPP. STRENGTH	TEAM	ADJ	CONF.	ADJ CONF.	
Average RPI Loss:	88	RECORD	PCT. RANK	GAMES	SCHEDULE	OF SCHEDULE	RPI	RPI	RPI	RPI	
DIV. I ONLY	23-10-0	.69697	35	6-4-0	239	90	118	.51364	118	4	4
DIV. I NON-CONF.	18-4-0	.81818	19	2-0-0	283	210	126	.50922	126	4	4
TOTALS	RPI 1-25	RPI 26-50	W-L RECORDS	RPI 51-100	RPI 101-150	RPI 150+					
23-10-0	0-0-0	5-5-0	OVERALL	5-2-0	2-2-0	12-1-0					
18-5-0	0-0-0	4-3-0	HOME	2-1-0	0-0-0	12-1-0					
4-5-0	0-0-0	1-2-0	AWAY	3-1-0	1-2-0	0-0-0					
1-0-0	0-0-0	0-0-0	NEUTRAL	0-0-0	1-0-0	0-0-0					
18-4-0	0-0-0	2-2-0	NON-CONFERENCE	4-1-0	1-0-0	12-1-0					
15-3-0	0-0-0	2-2-0	HOME	1-0-0	0-0-0	12-1-0					
3-1-0	0-0-0	0-0-	AWAY	3-1-0	0-0-0	0-0-0					
1-0-0	0-0-0	0-0-0	NEUTRAL	0-0-0	1-0-0	0-0-0					
5-6-0	0-0-0	3-3-0	CONFERENCE	1-1-0	1-2-0	0-0-0					
3-2-0	0-0-0	2-1-0	HOME	1-1-0	0-0-0	0-0-0					
2-4-0	0-0-0	1-2-0	AWAY	0-0-0	1-2-0	0-0-0					
0-0-0	0-0-0	0-0-0	NEUTRAL	0-0-0	0-0-0	0-0-0					
RPI S Opponent	Score	RPI S Opponent	Score	RPI S Opponent	Score	RPI S Opponent	Score				
42 H Loyola Marymount	2 1	42 H Loyola Marymount	2 5	62 H Baylor	3 5	126 A TCU	4 1				
42 H Loyola Marymount	2 5	42 H Loyola Marymount	2 5	62 H Baylor	5 0	126 A TCU	0 2				
42 H Loyola Marymount	4 3	42 H Loyola Marymount	4 3	78 A Missouri St.	6 4	126 A TCU	2 3				
44 H Central Ark.	3 11	44 H Central Ark.	3 11	78 H Missouri St.	5 4	144 N Oral Roberts	4 2				
46 H Texas	5 8	46 H Texas	5 8	98 A New Mexico	15 14	201 H Pacific	11 3				
46 H Texas	8 3	46 H Texas	8 3	98 A New Mexico	4 2	231 H UC Davis	4 2				
46 H Texas	5 4	46 H Texas	5 4	98 A New Mexico	1 9	231 H UC Davis	10 4				
50 A Kansas	14 3	50 A Kansas	14 3			231 H UC Davis	3 4				
50 A Kansas	5 7	50 A Kansas	5 7			278 H NJIT	6 3				
50 A Kansas	2 3	50 A Kansas	2 3			278 H NJIT	11 1				
						278 H NJIT	5 2				
						286 H Alcorn	11 3				
						286 H Alcorn	8 1				
						294 H Iona	12 0				
						294 H Iona	16 0				
						294 H Iona	9 0				
						294 H Iona	6 1				
LAST 10 GAMES											
78 A Missouri St.	6 4	50 A Kansas	2 3								
126 A TCU	2 3	50 A Kansas	14 3								
126 A TCU	4 1	50 A Kansas	5 7								
126 A TCU	0 2	46 H Texas	8 3								
144 N Oral Roberts	4 2	46 H Texas	5 4								

Non-Div. I Games: Southeastern Okla. 5 3

Oklahoma St.



Average RPI Win:	151	WON-LOST	WINNING	LAST 10	STRENGTH OF	OPP. STRENGTH	TEAM	ADJ	CONF.	ADJ CONF.	
Average RPI Loss:	112	RECORD	PCT. RANK	GAMES	SCHEDULE	OF SCHEDULE	RPI	RPI	RPI	RPI	
DIV. I ONLY	19-11-0	.63333	64	7-3-0	223	48	119	.51285	119	3	3
DIV. I NON-CONF.	10-6-0	.625	78	2-0-0	181	141	105	.52069	105	3	3
TOTALS	RPI 1-25	RPI 26-50	W-L RECORDS		RPI 51-100	RPI 101-150		RPI 150+			
19-11-0	0-0-0	3-0-0	OVERALL		3-5-0	7-5-0		7-1-0			
11-6-0	0-0-0	3-0-0	HOME		2-3-0	3-3-0		3-0-0			
8-5-0	0-0-0	0-0-0	AWAY		1-2-0	4-2-0		4-1-0			
0-0-0	0-0-0	0-0-0	NEUTRAL		0-0-0	0-0-0		0-0-0			
10-6-0	0-0-0	3-0-0	NON-CONFERENCE		1-5-0	0-0-0		7-1-0			
6-3-0	0-0-0	3-0-0	HOME		0-3-0	0-0-0		3-0-0			
5-3-0	0-0-0	0-0-	AWAY		1-2-0	0-0-0		4-1-0			
0-0-0	0-0-0	0-0-0	NEUTRAL		0-0-0	0-0-0		0-0-0			
9-5-0	0-0-0	0-0-0	CONFERENCE		2-0-0	7-5-0		0-0-0			
5-3-0	0-0-0	0-0-0	HOME		2-0-0	3-3-0		0-0-0			
4-2-0	0-0-0	0-0-0	AWAY		0-0-0	4-2-0		0-0-0			
0-0-0	0-0-0	0-0-0	NEUTRAL		0-0-0	0-0-0		0-0-0			
RPI S	Opponent	Score	RPI S	Opponent	Score	RPI S	Opponent	Score	RPI S	Opponent	Score
46	H Texas	2 0	72	A Rice	1 5	104	H Utah	2 3	104	H Utah	5 7
46	H Texas	2 1	72	A Rice	3 2	104	H Utah	6 4	110	A Washington St.	3 0
46	H Texas	6 2	72	A Rice	0 3	104	H Utah	5 8	110	A Washington St.	9 3
			87	H California	4 3	110	A Washington St.	10 3	110	A Washington St.	9 3
			87	H California	5 0	123	A Southern California	10 3	123	A Southern California	6 7
			91	H UNLV	2 12	123	A Southern California	4 2	140	H Washington	12 2
			91	H UNLV	1 5	140	H Washington	3 11	140	H Washington	7 5
			91	H UNLV	2 3	201	A Pacific	9 2	231	A UC Davis	1 2
						255	H Fresno St.	7 4	255	H Fresno St.	7 4
						255	H Fresno St.	3 1	255	H Fresno St.	3 1
						266	A St. Mary's (CA)	7 2	266	A St. Mary's (CA)	7 2
						275	A San Jose St.	10 8	275	A San Jose St.	10 8
						282	A Santa Clara	6 4	282	A Santa Clara	6 4
LAST 10 GAMES			LAST 10 GAMES			LAST 10 GAMES			LAST 10 GAMES		
201	A Pacific	9 2	123	A Southern California	6 7	123	A Southern California	10 3	123	A Southern California	4 2
140	H Washington	12 2	123	A Southern California	10 3	87	H California	4 3	87	H California	4 3
140	H Washington	3 11	123	A Southern California	4 2	110	A Washington St.	5 8			
140	H Washington	7 5									
275	A San Jose St.	10 8									

Non-Div. I Games:

Stanford



B  
e  
l  
m  
o  
n  
t

Belmont



RPI	S	Opponent	Score	
265	H	SIU Edwardsville	7	4
265	H	SIU Edwardsville	25	7
288	H	Ohio	5	1

Belmont

B  
e  
l  
m  
o  
n  
t

B  
e  
l  
m  
o  
n  
t



Average RPI Win:		196	WON-LOST RECORD		WINNING PCT. RANK		LAST 10 GAMES		STRENGTH OF SCHEDULE		OPP. STRENGTH OF SCHEDULE		TEAM RPI		ADJ RPI		CONF. RPI		ADJ CONF. RPI	
DIV. I ONLY			19-15-0		.55882 106		5-4-0		114		211		121		.51197 121		18		18	
DIV. I NON-CONF.			7-12-0		.36842 213		0-2-0		55		128		183		.4835 182		20		20	
TOTALS		RPI 1-25		RPI 26-50		W-L RECORDS		RPI 51-100		RPI 101-150		RPI 150+								
19-15-0		1-0-0		0-2-0		OVERALL		2-4-0		5-6-0		11-4-0								
13-7-0		1-0-0		0-0-0		HOME		2-3-0		2-2-0		8-3-0								
6-7-0		0-0-0		0-2-0		AWAY		0-1-0		3-3-0		3-1-0								
0-1-0		0-0-0		0-0-0		NEUTRAL		0-0-0		0-1-0		0-0-0								
7-12-0		1-0-0		0-2-0		NON-CONFERENCE		1-2-0		3-5-0		2-4-0								
6-6-0		1-0-0		0-0-0		HOME		1-1-0		2-2-0		2-3-0								
1-6-0		0-0-0		0-0-		AWAY		0-1-0		1-2-0		0-1-0								
0-1-0		0-0-0		0-0-0		NEUTRAL		0-0-0		0-1-0		0-0-0								
12-3-0		0-0-0		0-0-0		CONFERENCE		1-2-0		2-1-0		9-0-0								
7-2-0		0-0-0		0-0-0		HOME		1-2-0		0-0-0		6-0-0								
5-1-0		0-0-0		0-0-0		AWAY		0-0-0		2-1-0		3-0-0								
0-0-0		0-0-0		0-0-0		NEUTRAL		0-0-0		0-0-0		0-0-0								
RPI	S	Opponent		Score		RPI	S	Opponent		Score		RPI	S	Opponent		Score				
22	H	Oklahoma		6 1		34	A	Texas A&M		0 7		62	A	Baylor		4 14				
						46	A	Texas		1 2		67	H	Illinois		6 5				
												67	H	Illinois		3 7				
												88	H	CSU Bakersfield		5 6				
												88	H	CSU Bakersfield		3 2				
												88	H	CSU Bakersfield		2 3				
												103	A	Texas Tech		13 12				
												103	A	Texas Tech		1 4				
												103	A	Texas Tech		3 8				
												125	H	Northeastern		10 8				
												125	H	Northeastern		0 4				
												125	H	Northeastern		6 0				
												126	H	TCU		4 11				
												126	N	TCU		4 5				
												143	A	UTSA		2 9				
												143	A	UTSA		7 6				
												143	A	UTSA		15 2				
												196	H	McNeese St.		0 4				
												196	H	McNeese St.		6 5				
												196	H	McNeese St.		5 10				
												202	A	UALR		2 12				
												205	H	Houston Baptist		6 7				
												205	H	Houston Baptist		7 5				
												275	H	San Jose St.		9 7				
												275	H	San Jose St.		9 4				
												275	H	San Jose St.		8 7				
												280	A	Louisiana Tech		3 1				
												280	A	Louisiana Tech		11 0				
												280	A	Louisiana Tech		7 1				
												280	H	Louisiana Tech		7 6				
												280	H	Louisiana Tech		4 3				
												280	H	Louisiana Tech		9 3				
LAST 10 GAMES																				
126	H	TCU		4 11		88	H	CSU Bakersfield		5 6		280	A	Louisiana Tech		3 1				
275	H	San Jose St.		9 7		88	H	CSU Bakersfield		3 2		280	H	Louisiana Tech		7 6				
275	H	San Jose St.		9 4		88	H	CSU Bakersfield		2 3		280	H	Louisiana Tech		4 3				
275	H	San Jose St.		8 7		280	A	Louisiana Tech		11 0		280	H	Louisiana Tech		9 3				
62	A	Baylor		4 14		280	A	Louisiana Tech		3 1										

Non-Div. I Games:	Arlington Baptist	6	1
-------------------	-------------------	---	---

Texas-Arlington



S  
a  
i  
n  
t  
L  
o  
u  
i  
s

Saint Louis



RPI	S	Opponent	Score	
274	A	Dayton	14	4
274	A	Dayton	7	2
279	N	Northern Ky.	3	5
279	N	Northern Ky.	5	3

Saint Louis

S  
a  
i  
n  
t  
L  
o  
u  
i  
s

S  
a  
i  
n  
t  
L  
o  
u  
i  
s



Average RPI Win: 86		WON-LOST	WINNING	LAST 10	STRENGTH OF		OPP. STRENGTH	TEAM	ADJ		CONF.	ADJ CONF.
Average RPI Loss: 72		RECORD	PCT. RANK	GAMES	SCHEDULE		OF SCHEDULE	RPI	RPI		RPI	RPI
DIV. I ONLY		13-22-0	.37143	220	26		26	123	.5113		123	3
DIV. I NON-CONF.		7-12-0	.36842	213	22		64	124	.51031		124	3
TOTALS		RPI 1-25	RPI 26-50		W-L RECORDS		RPI 51-100		RPI 101-150		RPI 150+	
13-22-0		3-10-0	2-2-0		OVERALL		5-4-0		3-4-0		1-2-0	
8-11-0		3-5-0	1-2-0		HOME		2-2-0		2-2-0		0-0-0	
5-11-0		0-5-0	1-0-0		AWAY		3-2-0		1-2-0		1-2-0	
0-0-0		0-0-0	0-0-0		NEUTRAL		0-0-0		0-0-0		0-0-0	
7-12-0		1-5-0	2-2-0		NON-CONFERENCE		3-3-0		1-0-0		1-2-0	
5-5-0		1-1-0	1-2-0		HOME		2-2-0		1-0-0		0-0-0	
3-7-0		0-4-0	1-0-		AWAY		1-1-0		0-0-0		1-2-0	
0-0-0		0-0-0	0-0-0		NEUTRAL		0-0-0		0-0-0		0-0-0	
6-10-0		2-5-0	0-0-0		CONFERENCE		2-1-0		2-4-0		0-0-0	
3-6-0		2-4-0	0-0-0		HOME		0-0-0		1-2-0		0-0-0	
3-4-0		0-1-0	0-0-0		AWAY		2-1-0		1-2-0		0-0-0	
0-0-0		0-0-0	0-0-0		NEUTRAL		0-0-0		0-0-0		0-0-0	
RPI S	Opponent	Score	RPI S	Opponent	Score	RPI S	Opponent	Score	RPI S	Opponent	Score	
5 H	Oregon	5 3	27 H	Notre Dame	1 2	68 H	Nebraska	4 3	119 H	Stanford	3 10	
5 H	Oregon	4 8	41 H	UC Irvine	1 3	79 H	Pepperdine	4 9	119 H	Stanford	2 4	
5 H	Oregon	2 5	42 A	Loyola Marymount	5 2	87 A	California	9 5	119 H	Stanford	7 6	
9 H	Arizona St.	5 0	42 H	Loyola Marymount	2 1	87 A	California	5 15	131 H	Long Beach St.	4 1	
9 H	Arizona St.	3 6				87 A	California	4 3	140 A	Washington	5 4	
9 H	Arizona St.	5 6				88 A	CSU Bakersfield	4 9	140 A	Washington	3 8	
10 A	Cal St. Fullerton	2 3				97 A	Cal St. Northridge	6 5	140 A	Washington	1 3	
10 A	Cal St. Fullerton	4 6				97 H	Cal St. Northridge	4 9	255 A	Fresno St.	9 1	
10 H	Cal St. Fullerton	4 11				97 H	Cal St. Northridge	4 2	255 A	Fresno St.	1 5	
22 H	Oklahoma	5 3							255 A	Fresno St.	3 14	
23 A	UCLA	1 6										
24 A	Louisville	3 6										
24 A	Louisville	6 13										
LAST 10 GAMES												
42 A	Loyola Marymount	5 2	119 H	Stanford	7 6							
9 H	Arizona St.	5 6	119 H	Stanford	3 10							
9 H	Arizona St.	3 6	119 H	Stanford	2 4							
9 H	Arizona St.	5 0	41 H	UC Irvine	1 3							
10 A	Cal St. Fullerton	4 6	87 A	California	5 15							

Non-Div. I Games:

Southern California



Average RPI Win: 153		WON-LOST RECORD		WINNING PCT. RANK		LAST 10 GAMES		STRENGTH OF SCHEDULE		OPP. STRENGTH OF SCHEDULE		TEAM RPI		ADJ RPI		CONF. RPI		ADJ CONF. RPI					
DIV. I ONLY		16-17-0		.48485 163		3-7-0		87		133		124		.51051 124		21		21					
DIV. I NON-CONF.		10-11-0		.47619 153		2-5-0		80		24		91		.52957 90		25		24					
TOTALS		RPI 1-25		RPI 26-50		W-L RECORDS		RPI 51-100		RPI 101-150		RPI 150+											
16-17-0		0-2-0		0-5-0		OVERALL		4-1-0		3-4-0		10-6-0											
8-8-0		0-0-0		0-1-0		HOME		1-1-0		2-2-0		6-5-0											
5-9-0		0-2-0		0-4-0		AWAY		2-0-0		1-2-0		2-1-0											
3-0-0		0-0-0		0-0-0		NEUTRAL		1-0-0		0-0-0		2-0-0											
10-11-0		0-2-0		0-5-0		NON-CONFERENCE		4-1-0		3-4-0		4-0-0											
5-4-0		0-0-0		0-1-0		HOME		1-1-0		2-2-0		2-0-0											
3-8-0		0-2-0		0-0-		AWAY		2-0-0		1-2-0		0-0-0											
3-0-0		0-0-0		0-0-0		NEUTRAL		1-0-0		0-0-0		2-0-0											
6-6-0		0-0-0		0-0-0		CONFERENCE		0-0-0		0-0-0		6-6-0											
4-5-0		0-0-0		0-0-0		HOME		0-0-0		0-0-0		4-5-0											
2-1-0		0-0-0		0-0-0		AWAY		0-0-0		0-0-0		2-1-0											
0-0-0		0-0-0		0-0-0		NEUTRAL		0-0-0		0-0-0		0-0-0											
RPI	S	Opponent		Score		RPI	S	Opponent		Score		RPI	S	Opponent		Score							
3	A	North Carolina		2	3	32	A	UNC Wilmington		3	9	51	H	Rutgers		4	3	127	H	Monmouth		1	3
13	A	Virginia Tech		5	11	32	A	UNC Wilmington		2	7	51	H	Rutgers		6	9	127	H	Monmouth		1	7
						32	A	UNC Wilmington		2	3	58	N	Pittsburgh		6	4	127	H	Monmouth		8	3
						37	A	Maryland		5	6	65	A	Elon		6	2	135	A	VMI		2	6
						37	H	Maryland		3	4	93	A	Citadel		11	6	135	A	VMI		8	4
																		135	A	VMI		4	5
																		135	H	VMI		5	4
																		152	A	Charlotte		4	3
																		152	A	Charlotte		8	9
																		152	A	Charlotte		5	2
																		157	H	Butler		4	6
																		157	H	Butler		4	7
																		157	H	Butler		3	4
																		161	N	Boston College		4	1
																		186	N	UNC Asheville		12	1
																		192	H	Saint Joseph's		2	0
																		192	H	Saint Joseph's		3	2
																		192	H	Saint Joseph's		1	0
																		233	H	Temple		2	1
																		233	H	Temple		1	5
																		233	H	Temple		3	4
																		238	H	George Mason		4	2
																		245	H	Wagner		11	8
				LAST 10 GAMES																			
				135	H	VMI		5	4	37	A	Maryland		5	6								
				37	H	Maryland		3	4	135	A	VMI		8	4								
				233	H	Temple		3	4	135	A	VMI		4	5								
				233	H	Temple		1	5	135	A	VMI		2	6								
				233	H	Temple		2	1	13	A	Virginia Tech		5	11								

Non-Div. I Games:

VCU



Average RPI Win: 193		WON-LOST	WINNING	LAST 10	STRENGTH OF		OPP. STRENGTH	TEAM	ADJ	CONF.	ADJ CONF.		
Average RPI Loss: 114		RECORD	PCT. RANK	GAMES	SCHEDULE		OF SCHEDULE	RPI	RPI	RPI	RPI		
DIV. I ONLY		21-15-0	.58333	86	7-3-0		202	149	125	.51043	125	8	8
DIV. I NON-CONF.		14-7-0	.66667	63	5-2-0		211	205	75	.5358	75	9	9
TOTALS		RPI 1-25	RPI 26-50		W-L RECORDS		RPI 51-100		RPI 101-150		RPI 150+		
21-15-0		0-0-0	0-3-0		OVERALL		2-2-0		3-7-0		17-3-0		
9-5-0		0-0-0	0-3-0		HOME		0-0-0		0-1-0		9-1-0		
7-10-0		0-0-0	0-0-0		AWAY		2-2-0		3-6-0		3-2-0		
5-0-0		0-0-0	0-0-0		NEUTRAL		0-0-0		0-0-0		5-0-0		
14-7-0		0-0-0	0-0-0		NON-CONFERENCE		2-2-0		2-5-0		11-0-0		
4-1-0		0-0-0	0-0-0		HOME		0-0-0		0-1-0		4-0-0		
6-6-0		0-0-0	0-0-		AWAY		2-2-0		2-4-0		2-0-0		
5-0-0		0-0-0	0-0-0		NEUTRAL		0-0-0		0-0-0		5-0-0		
7-8-0		0-0-0	0-3-0		CONFERENCE		0-0-0		1-2-0		6-3-0		
5-4-0		0-0-0	0-3-0		HOME		0-0-0		0-0-0		5-1-0		
2-4-0		0-0-0	0-0-0		AWAY		0-0-0		1-2-0		1-2-0		
0-0-0		0-0-0	0-0-0		NEUTRAL		0-0-0		0-0-0		0-0-0		
RPI S	Opponent	Score	RPI S	Opponent	Score	RPI S	Opponent	Score	RPI S	Opponent	Score		
			28 H William & Mary	0 1	60 A Houston	3 9	108 A Old Dominion	2 1					
			28 H William & Mary	0 1	60 A Houston	1 4	108 A Old Dominion	8 10					
			28 H William & Mary	0 1	60 A Houston	9 3	108 A Old Dominion	4 11					
					76 A Connecticut	4 2	121 A Texas-Arlington	8 10					
							121 A Texas-Arlington	4 0					
							121 A Texas-Arlington	0 6					
							134 A Richmond	4 5					
							134 A Richmond	12 5					
							134 A Richmond	10 11					
							141 H Rhode Island	2 4					
							161 H Boston College	4 2					
							161 H Boston College	10 1					
							162 H Hofstra	4 1					
							162 H Hofstra	9 1					
							162 H Hofstra	2 9					
							193 H James Madison	5 0					
							193 H James Madison	8 3					
							193 H James Madison	12 5					
							214 A Central Conn. St.	7 0					
							219 N Western Mich.	4 2					
							238 A George Mason	2 3					
							238 A George Mason	12 5					
							238 A George Mason	2 3					
							239 N Valparaiso	3 1					
							256 H Harvard	10 2					
							257 N Villanova	7 2					
							260 A Fairfield	10 6					
LAST 10 GAMES			260 A Fairfield	10 6	76 A Connecticut	4 2	238 A George Mason	12 5					
			134 A Richmond	4 5	162 H Hofstra	9 1	239 N Valparaiso	3 1					
			134 A Richmond	12 5	162 H Hofstra	4 1	256 H Harvard	10 2					
			134 A Richmond	10 11	162 H Hofstra	2 9	257 N Villanova	7 2					
			256 H Harvard	10 2	283 H Massachusetts	3 1	260 A Fairfield	10 6					

Non-Div. I Games:

Northeastern



RPI	S	Opponent	Score	
261	N	St. Bonaventure	6	5
283	H	Massachusetts	3	1
296	N	Chicago St.	10	3

Northeastern

N  
o  
r  
t  
h  
e  
a  
s  
t  
e  
r  
n

N  
o  
r  
t  
h  
e  
a  
s  
t  
e  
r  
n



TCU

Average RPI Win: 153		WON-LOST	WINNING	LAST 10	STRENGTH OF	OPP. STRENGTH	TEAM	ADJ	CONF.	ADJ CONF.				
Average RPI Loss: 76		RECORD	PCT. RANK	GAMES	SCHEDULE	OF SCHEDULE	RPI	RPI	RPI	RPI				
DIV. I ONLY		16-20-0	.44444	192	6-4-0	41	86	126	.51033	126	4	4		
DIV. I NON-CONF.		11-13-0	.45833	167	4-3-0	119	71	171	.48831	171	4	4		
<hr/>														
TOTALS		RPI 1-25	RPI 26-50		W-L RECORDS		RPI 51-100		RPI 101-150		RPI 150+			
16-20-0		0-9-0	1-2-0		OVERALL		1-2-0		6-3-0		9-4-0			
10-12-0		0-3-0	1-2-0		HOME		1-2-0		2-2-0		6-3-0			
5-8-0		0-6-0	0-0-0		AWAY		0-0-0		3-1-0		3-1-0			
1-0-0		0-0-0	0-0-0		NEUTRAL		0-0-0		1-0-0		0-0-0			
11-13-0		0-6-0	0-0-0		NON-CONFERENCE		1-2-0		2-1-0		9-4-0			
7-9-0		0-3-0	0-0-0		HOME		1-2-0		0-1-0		6-3-0			
4-4-0		0-3-0	0-0-		AWAY		0-0-0		1-0-0		3-1-0			
1-0-0		0-0-0	0-0-0		NEUTRAL		0-0-0		1-0-0		0-0-0			
5-7-0		0-3-0	1-2-0		CONFERENCE		0-0-0		4-2-0		0-0-0			
3-3-0		0-0-0	1-2-0		HOME		0-0-0		2-1-0		0-0-0			
2-4-0		0-3-0	0-0-0		AWAY		0-0-0		2-1-0		0-0-0			
0-0-0		0-0-0	0-0-0		NEUTRAL		0-0-0		0-0-0		0-0-0			
RPI	S	Opponent	Score		RPI	S	Opponent	Score		RPI	S	Opponent	Score	
10	H	Cal St. Fullerton	2	6	50	H	Kansas	8	1	80	H	San Francisco	4	1
10	H	Cal St. Fullerton	0	7	50	H	Kansas	0	2	80	H	San Francisco	3	4
10	H	Cal St. Fullerton	2	7	50	H	Kansas	4	8	80	H	San Francisco	0	3
14	A	Ole Miss	2	5										
14	A	Ole Miss	2	5										
14	A	Ole Miss	0	1										
22	A	Oklahoma	2	3										
22	A	Oklahoma	3	4										
22	A	Oklahoma	1	3										

Non-Div. I Games:

TCU



Average RPI Win:		209	WON-LOST RECORD		WINNING PCT. RANK	LAST 10 GAMES	STRENGTH OF SCHEDULE		OPP. STRENGTH OF SCHEDULE	TEAM RPI	ADJ RPI	CONF. RPI	ADJ CONF. RPI
Average RPI Loss:		108											
DIV. I ONLY		20-13-0			.60606 72	7-3-0	215		195	127	.51004 127	27	27
DIV. I NON-CONF.		8-9-0			.47059 163	2-2-0	75		29	62	.54477 62	27	27
TOTALS		RPI 1-25	RPI 26-50		W-L RECORDS		RPI 51-100		RPI 101-150		RPI 150+		
20-13-0		0-3-0	1-2-0		OVERALL		2-3-0		2-1-0		16-5-0		
10-5-0		0-0-0	0-0-0		HOME		0-0-0		0-0-0		10-5-0		
9-8-0		0-3-0	1-2-0		AWAY		2-3-0		2-1-0		5-0-0		
1-0-0		0-0-0	0-0-0		NEUTRAL		0-0-0		0-0-0		1-0-0		
8-9-0		0-3-0	1-2-0		NON-CONFERENCE		2-3-0		2-1-0		4-1-0		
2-1-0		0-0-0	0-0-0		HOME		0-0-0		0-0-0		2-1-0		
6-9-0		0-3-0	1-0-		AWAY		2-3-0		2-1-0		1-0-0		
1-0-0		0-0-0	0-0-0		NEUTRAL		0-0-0		0-0-0		1-0-0		
12-4-0		0-0-0	0-0-0		CONFERENCE		0-0-0		0-0-0		12-4-0		
8-4-0		0-0-0	0-0-0		HOME		0-0-0		0-0-0		8-4-0		
4-0-0		0-0-0	0-0-0		AWAY		0-0-0		0-0-0		4-0-0		
0-0-0		0-0-0	0-0-0		NEUTRAL		0-0-0		0-0-0		0-0-0		
RPI S	Opponent	Score	RPI S	Opponent	Score	RPI S	Opponent	Score	RPI S	Opponent	Score		
2 A	Vanderbilt	1 5	29 A	Delaware	7 3	51 A	Rutgers	6 7	124 A	VCU	3 1		
2 A	Vanderbilt	1 13	29 A	Delaware	4 11	92 A	Rider	3 1	124 A	VCU	3 8		
2 A	Vanderbilt	1 11	29 A	Delaware	4 5	95 A	East Carolina	6 7	124 A	VCU	7 1		
						95 A	East Carolina	4 3	162 H	Hofstra	5 1		
						95 A	East Carolina	0 4	190 H	Princeton	7 9		
									214 H	Central Conn. St.	2 1		
									214 H	Central Conn. St.	4 8		
									214 H	Central Conn. St.	4 3		
									214 H	Central Conn. St.	3 0		
									217 H	Quinnipiac	1 5		
									217 H	Quinnipiac	5 1		
									217 H	Quinnipiac	1 0		
									217 H	Quinnipiac	2 3		
									244 H	Saint Peter's	12 2		
									245 H	Wagner	3 6		
									245 H	Wagner	3 2		
									245 H	Wagner	7 3		
									245 H	Wagner	3 1		
									257 N	Villanova	7 6		
									291 A	Mt. St. Mary's	7 2		
									291 A	Mt. St. Mary's	13 1		
									291 A	Mt. St. Mary's	13 7		
									291 A	Mt. St. Mary's	15 4		
									297 A	UMES	8 2		
			LAST 10 GAMES										
			51 A	Rutgers	6 7	245 H	Wagner	3 1					
			92 A	Rider	3 1	190 H	Princeton	7 9					
			245 H	Wagner	7 3	162 H	Hofstra	5 1					
			245 H	Wagner	3 6	291 A	Mt. St. Mary's	15 4					
			245 H	Wagner	3 2	291 A	Mt. St. Mary's	7 2					

Non-Div. I Games:

Monmouth



Average RPI Win:		115	WON-LOST RECORD		WINNING PCT. RANK		LAST 10 GAMES		STRENGTH OF SCHEDULE		OPP. STRENGTH OF SCHEDULE		TEAM RPI		ADJ RPI		CONF. RPI		ADJ CONF. RPI				
DIV. I ONLY			18-20-0		.47368 169		5-5-0		78		38		128		.50983 128		11		11				
DIV. I NON-CONF.			13-13-0		.5 133		3-1-0		101		31		134		.50617 133		13		13				
TOTALS		RPI 1-25		RPI 26-50		W-L RECORDS		RPI 51-100		RPI 101-150		RPI 150+											
18-20-0		0-1-0		4-4-0		OVERALL		5-5-0		7-5-0		4-5-0											
11-12-0		0-1-0		0-3-0		HOME		3-2-0		6-3-0		3-3-0											
5-8-0		0-0-0		3-1-0		AWAY		1-3-0		1-2-0		1-2-0											
2-0-0		0-0-0		1-0-0		NEUTRAL		1-0-0		0-0-0		0-0-0											
13-13-0		0-1-0		4-4-0		NON-CONFERENCE		3-1-0		4-2-0		4-5-0											
9-9-0		0-1-0		0-3-0		HOME		2-0-0		4-2-0		3-3-0											
4-4-0		0-0-0		3-0-		AWAY		0-1-0		0-0-0		1-2-0											
2-0-0		0-0-0		1-0-0		NEUTRAL		1-0-0		0-0-0		0-0-0											
5-7-0		0-0-0		0-0-0		CONFERENCE		2-4-0		3-3-0		0-0-0											
3-3-0		0-0-0		0-0-0		HOME		1-2-0		2-1-0		0-0-0											
2-4-0		0-0-0		0-0-0		AWAY		1-2-0		1-2-0		0-0-0											
0-0-0		0-0-0		0-0-0		NEUTRAL		0-0-0		0-0-0		0-0-0											
RPI	S	Opponent		Score		RPI	S	Opponent		Score		RPI	S	Opponent		Score							
4	H	LSU		1	14	27	H	Notre Dame		3	8	70	A	Southeastern La.		4	7	101	H	Memphis	3	2	
						27	H	Notre Dame		1	3	70	H	Southeastern La.		3	2	101	H	Memphis	0	16	
						27	H	Notre Dame		1	2	70	H	Southeastern La.		5	3	101	H	Memphis	6	4	
						35	A	La.-Lafayette		7	5	72	A	Rice		2	4	108	A	Southern Miss.	2	6	
						39	A	Alabama		4	0	72	A	Rice		7	6	108	A	Southern Miss.	0	2	
						39	A	Alabama		6	12	72	A	Rice		3	6	108	A	Southern Miss.	3	2	
						39	A	Alabama		6	2	78	N	Missouri St.		6	4	132	H	High Point	11	10	
						47	N	Sam Houston St.		2	0	95	H	East Carolina		5	4	132	H	High Point	2	4	
												95	H	East Carolina		2	3	132	H	High Point	3	2	
												95	H	East Carolina		2	4	143	H	UTSA	2	1	
																		143	H	UTSA	8	3	
																		143	H	UTSA	2	3	
																		156	A	Nicholls St.	5	6	
																		156	H	Nicholls St.	3	5	
																		166	A	Texas St.	0	2	
																		174	A	La.-Monroe	5	2	
																		183	H	Northwestern St.	1	5	
																		183	H	Northwestern St.	3	0	
																		264	H	New Orleans	5	3	
																		264	H	New Orleans	3	2	
																		264	H	New Orleans	4	5	
						LAST 10 GAMES																	
						264	H	New Orleans		3	2	35	A	La.-Lafayette		7	5						
						174	A	La.-Monroe		5	2	108	A	Southern Miss.		0	2						
						95	H	East Carolina		2	4	108	A	Southern Miss.		2	6						
						95	H	East Carolina		5	4	108	A	Southern Miss.		3	2						
						95	H	East Carolina		2	3	156	H	Nicholls St.		3	5						

Non-Div. I Games:

Tulane



Average RPI Win: 170		WON-LOST RECORD	WINNING PCT. RANK	LAST 10 GAMES	STRENGTH OF SCHEDULE	OPP. STRENGTH OF SCHEDULE	TEAM RPI	ADJ RPI		CONF. RPI	ADJ CONF. RPI								
Average RPI Loss: 134																			
DIV. I ONLY		20-14-0	.58824	81	6-4-0	190	102	129	.50913	129	14	14							
DIV. I NON-CONF.		13-9-0	.59091	97	3-1-0	238	103	140	.50278	140	14	14							
<hr/>																			
TOTALS		RPI 1-25		RPI 26-50		W-L RECORDS		RPI 51-100		RPI 101-150		RPI 150+							
20-14-0		1-1-0		0-0-0		OVERALL		2-4-0		3-4-0		14-6-0							
10-7-0		0-0-0		0-0-0		HOME		0-0-0		2-4-0		8-4-0							
10-4-0		1-1-0		0-0-0		AWAY		2-1-0		1-0-0		6-2-0							
0-3-0		0-0-0		0-0-0		NEUTRAL		0-3-0		0-0-0		0-0-0							
13-9-0		1-1-0		0-0-0		NON-CONFERENCE		0-3-0		1-0-0		11-6-0							
5-4-0		0-0-0		0-0-0		HOME		0-0-0		0-0-0		5-4-0							
8-3-0		1-1-0		0-0-		AWAY		0-0-0		1-0-0		6-2-0							
0-3-0		0-0-0		0-0-0		NEUTRAL		0-3-0		0-0-0		0-0-0							
7-5-0		0-0-0		0-0-0		CONFERENCE		2-1-0		2-4-0		3-0-0							
5-4-0		0-0-0		0-0-0		HOME		0-0-0		2-4-0		3-0-0							
2-1-0		0-0-0		0-0-0		AWAY		2-1-0		0-0-0		0-0-0							
0-0-0		0-0-0		0-0-0		NEUTRAL		0-0-0		0-0-0		0-0-0							
RPI	S	Opponent		Score		RPI	S	Opponent		Score		RPI	S	Opponent		Score			
7	A	Virginia		9	8			53	A	Campbell		3	2	116	A	East Tenn. St.		4	2
13	A	Virginia Tech		10	14			53	A	Campbell		3	11	132	H	High Point		3	8
								53	A	Campbell		5	2	132	H	High Point		6	10
								92	N	Rider		7	15	132	H	High Point		5	11
								92	N	Rider		0	13	135	H	VMI		4	10
								92	N	Rider		3	5	135	H	VMI		4	3
														135	H	VMI		8	4
														158	H	St. John's (NY)		5	4
														158	H	St. John's (NY)		9	12
														158	H	St. John's (NY)		3	4
														160	A	Kennesaw St.		3	2
														160	A	Kennesaw St.		5	3
														160	A	Kennesaw St.		4	2
														178	A	Jacksonville		7	4
														178	A	Jacksonville		1	2
														178	A	Jacksonville		11	5
														193	H	James Madison		6	8
														207	H	Marshall		4	5
														207	H	Marshall		8	3
														207	H	Marshall		5	0
														220	H	Winthrop		11	7
														220	H	Winthrop		7	5
														220	H	Winthrop		6	5
														238	A	George Mason		4	5
														242	A	N.C. A&T		13	3
														294	H	Iona		12	1
														294	H	Iona		10	1
<hr/>																			
LAST 10 GAMES																			
193	H	James Madison		6	8	220	H	Winthrop		7	5	220	H	Winthrop		6	5		
132	H	High Point		3	8	220	H	Winthrop		11	7	238	A	George Mason		4	5		
132	H	High Point		6	10	220	H	Winthrop		6	5	242	A	N.C. A&T		13	3		
132	H	High Point		5	11	242	A	N.C. A&T		13	3	294	H	Iona		12	1		
7	A	Virginia		9	8	116	A	East Tenn. St.		4	2	294	H	Iona		10	1		

Non-Div. I Games:

Radford



Average RPI Win:		173	WON-LOST RECORD		WINNING PCT. RANK		LAST 10 GAMES		STRENGTH OF SCHEDULE		OPP. STRENGTH OF SCHEDULE		TEAM RPI		ADJ RPI		CONF. RPI		ADJ CONF. RPI				
DIV. I ONLY			19-14-0		.57576 91		7-3-0		166		100		130		.50906 130		10		10				
DIV. I NON-CONF.			11-10-0		.52381 125		0-2-0		98		234		143		.50138 143		12		12				
TOTALS		RPI 1-25		RPI 26-50		W-L RECORDS		RPI 51-100		RPI 101-150		RPI 150+											
19-14-0		0-1-0		1-2-0		OVERALL		1-3-0		2-4-0		15-5-0											
13-7-0		0-1-0		0-0-0		HOME		0-1-0		2-3-0		11-2-0											
6-7-0		0-0-0		1-2-0		AWAY		1-2-0		0-1-0		4-3-0											
0-0-0		0-0-0		0-0-0		NEUTRAL		0-0-0		0-0-0		0-0-0											
11-10-0		0-1-0		0-0-0		NON-CONFERENCE		1-3-0		0-3-0		10-4-0											
9-5-0		0-1-0		0-0-0		HOME		0-1-0		0-2-0		9-1-0											
2-6-0		0-0-0		0-0-		AWAY		1-2-0		0-1-0		1-3-0											
0-0-0		0-0-0		0-0-0		NEUTRAL		0-0-0		0-0-0		0-0-0											
8-4-0		0-0-0		1-2-0		CONFERENCE		0-0-0		2-1-0		5-1-0											
4-2-0		0-0-0		0-0-0		HOME		0-0-0		2-1-0		2-1-0											
4-2-0		0-0-0		1-2-0		AWAY		0-0-0		0-0-0		3-0-0											
0-0-0		0-0-0		0-0-0		NEUTRAL		0-0-0		0-0-0		0-0-0											
RPI	S	Opponent		Score		RPI	S	Opponent		Score		RPI	S	Opponent		Score		RPI	S	Opponent		Score	
22	H	Oklahoma		2	4	47	A	Sam Houston St.		0	5	60	A	Houston		0	13	143	A	UTSA		5	12
						47	A	Sam Houston St.		3	5	60	A	Houston		1	3	143	H	UTSA		4	19
						47	A	Sam Houston St.		6	5	60	A	Houston		9	3	144	H	Oral Roberts		9	3
												98	H	New Mexico		0	7	144	H	Oral Roberts		6	5
																		144	H	Oral Roberts		2	8
																		145	H	Iowa		2	4
																		156	A	Nicholls St.		13	1
																		156	A	Nicholls St.		2	1
																		156	A	Nicholls St.		2	1
																		166	A	Texas St.		23	7
																		166	A	Texas St.		3	5
																		166	A	Texas St.		1	7
																		166	H	Texas St.		7	3
																		173	H	Dallas Baptist		11	10
																		173	H	Dallas Baptist		5	1
																		173	H	Dallas Baptist		6	3
																		183	H	Northwestern St.		12	2
																		183	H	Northwestern St.		11	0
																		183	H	Northwestern St.		1	12
																		205	A	Houston Baptist		2	7
																		205	H	Houston Baptist		5	4
																		248	H	Tex.-Pan American		4	1
																		248	H	Tex.-Pan American		6	0
																		248	H	Tex.-Pan American		1	7
																		248	H	Tex.-Pan American		12	7
																		256	H	Harvard		7	6
LAST 10 GAMES																							
						205	A	Houston Baptist		2	7	156	A	Nicholls St.		2	1	248	H	Tex.-Pan American		6	0
						183	H	Northwestern St.		12	2	156	A	Nicholls St.		2	1	248	H	Tex.-Pan American		1	7
						183	H	Northwestern St.		11	0	156	A	Nicholls St.		13	1	248	H	Tex.-Pan American		12	7
						183	H	Northwestern St.		1	12	144	H	Oral Roberts		9	3	256	H	Harvard		7	6
						143	A	UTSA		5	12	144	H	Oral Roberts		6	5						

Non-Div. I Games: Houston-Victoria 8 6 Incarnate Word 7 2

A&amp;M-Corpus Christi



Average RPI Win: 169		WON-LOST	WINNING	LAST 10	STRENGTH OF		OPP. STRENGTH	TEAM	ADJ		CONF.	ADJ CONF.
Average RPI Loss: 78		RECORD	PCT. RANK	GAMES	SCHEDULE		OF SCHEDULE	RPI	RPI		RPI	RPI
DIV. I ONLY		16-18-0	.47059	173	64		79	131	.50666		131	7
DIV. I NON-CONF.		10-12-0	.45455	170	37		79	112	.51685		112	7
TOTALS		RPI 1-25	RPI 26-50		W-L RECORDS		RPI 51-100		RPI 101-150		RPI 150+	
16-18-0		1-9-0	0-1-0		OVERALL		4-3-0		0-1-0		11-4-0	
14-8-0		0-4-0	0-0-0		HOME		4-2-0		0-0-0		10-2-0	
2-10-0		1-5-0	0-1-0		AWAY		0-1-0		0-1-0		1-2-0	
0-0-0		0-0-0	0-0-0		NEUTRAL		0-0-0		0-0-0		0-0-0	
10-12-0		1-6-0	0-1-0		NON-CONFERENCE		2-2-0		0-1-0		7-2-0	
9-4-0		0-1-0	0-0-0		HOME		2-1-0		0-0-0		7-2-0	
1-8-0		1-5-0	0-0-0		AWAY		0-1-0		0-1-0		0-0-0	
0-0-0		0-0-0	0-0-0		NEUTRAL		0-0-0		0-0-0		0-0-0	
6-6-0		0-3-0	0-0-0		CONFERENCE		2-1-0		0-0-0		4-2-0	
5-4-0		0-3-0	0-0-0		HOME		2-1-0		0-0-0		3-0-0	
1-2-0		0-0-0	0-0-0		AWAY		0-0-0		0-0-0		1-2-0	
0-0-0		0-0-0	0-0-0		NEUTRAL		0-0-0		0-0-0		0-0-0	
RPI S	Opponent	Score	RPI S	Opponent	Score	RPI S	Opponent	Score	RPI S	Opponent	Score	
2 A	Vanderbilt	4 10	42 A	Loyola Marymount	1 4	57 A	San Diego St.	2 12	123 A	Southern California	1 4	
2 A	Vanderbilt	2 12				57 H	San Diego St.	4 3	169 H	Wichita St.	5 4	
2 A	Vanderbilt	13 9				73 H	Arizona	1 3	169 H	Wichita St.	3 1	
9 A	Arizona St.	0 6				73 H	Arizona	5 4	169 H	Wichita St.	4 1	
9 A	Arizona St.	2 11				97 H	Cal St. Northridge	7 5	201 A	Pacific	6 8	
9 A	Arizona St.	0 4				97 H	Cal St. Northridge	14 2	201 A	Pacific	6 2	
10 H	Cal St. Fullerton	6 8				97 H	Cal St. Northridge	5 10	201 A	Pacific	1 3	
10 H	Cal St. Fullerton	0 6							231 H	UC Davis	6 4	
10 H	Cal St. Fullerton	1 2							231 H	UC Davis	7 2	
23 H	UCLA	2 3							231 H	UC Davis	9 2	
									239 H	Valparaiso	2 0	
									239 H	Valparaiso	3 2	
									239 H	Valparaiso	7 2	
									267 H	Seattle	4 5	
									267 H	Seattle	4 3	
									267 H	Seattle	3 8	
LAST 10 GAMES												
			231 H	UC Davis	7 2				201 A	Pacific	6 2	
			231 H	UC Davis	6 4				201 A	Pacific	1 3	
			231 H	UC Davis	9 2				97 H	Cal St. Northridge	7 5	
			57 H	San Diego St.	4 3				97 H	Cal St. Northridge	14 2	
			201 A	Pacific	6 8				97 H	Cal St. Northridge	5 10	

Non-Div. I Games:

Long Beach St.



**Non-Div. I Games:**

Tie, Loss, Non-Conf, S Site, H Home, A Away, N Neutral Page 140



Average RPI Win:	212	WON-LOST RECORD	WINNING PCT. RANK	LAST 10 GAMES	STRENGTH OF SCHEDULE	OPP. STRENGTH OF SCHEDULE	TEAM RPI	ADJ RPI	CONF. RPI	ADJ CONF. RPI
DIV. I ONLY		13-16-0	.44828 191	5-5-0	183	216	133	.5063 133	25	25
DIV. I NON-CONF.		5-12-0	.29412 244	1-3-0	82	125	153	.49876 153	21	21
TOTALS	RPI 1-25	RPI 26-50	W-L RECORDS	RPI 51-100	RPI 101-150	RPI 150+				
13-16-0	0-3-0	0-1-0	OVERALL	0-1-0	1-2-0	12-9-0				
0-0-0	0-0-0	0-0-0	HOME	0-0-0	0-0-0	0-0-0				
9-15-0	0-3-0	0-1-0	AWAY	0-0-0	1-2-0	8-9-0				
4-1-0	0-0-0	0-0-0	NEUTRAL	0-1-0	0-0-0	4-0-0				
5-12-0	0-3-0	0-1-0	NON-CONFERENCE	0-1-0	1-2-0	4-5-0				
0-0-0	0-0-0	0-0-0	HOME	0-0-0	0-0-0	0-0-0				
4-11-0	0-3-0	0-0-	AWAY	0-0-0	1-2-0	3-5-0				
1-1-0	0-0-0	0-0-0	NEUTRAL	0-1-0	0-0-0	1-0-0				
8-4-0	0-0-0	0-0-0	CONFERENCE	0-0-0	0-0-0	8-4-0				
0-0-0	0-0-0	0-0-0	HOME	0-0-0	0-0-0	0-0-0				
5-4-0	0-0-0	0-0-0	AWAY	0-0-0	0-0-0	5-4-0				
3-0-0	0-0-0	0-0-0	NEUTRAL	0-0-0	0-0-0	3-0-0				
RPI S Opponent Score	RPI S Opponent Score	RPI S Opponent Score	RPI S Opponent Score							
15 A Miami (FL) 1 6	30 A Austin Peay 3 4	89 N Creighton 6 14	122 A Saint Louis 4 0							
15 A Miami (FL) 6 7			122 A Saint Louis 2 4							
15 A Miami (FL) 1 6			122 A Saint Louis 4 8							
			179 A New Mexico St. 8 16							
			179 A New Mexico St. 13 8							
			179 A New Mexico St. 3 4							
			179 A New Mexico St. 11 0							
			184 A Northern Ill. 6 10							
			202 N UALR 10 7							
			209 A Ill.-Chicago 4 0							
			209 A Ill.-Chicago 10 0							
			209 A Ill.-Chicago 5 6							
			228 A Evansville 5 4							
			228 A Evansville 3 7							
			228 A Evansville 1 13							
			232 A Wright St. 15 2							
			232 A Wright St. 4 1							
			232 A Wright St. 3 9							
			239 N Valparaiso 8 2							
			239 N Valparaiso 2 0							
			239 N Valparaiso 7 5							
			252 A Youngstown St. 14 4							
			252 A Youngstown St. 1 10							
			252 A Youngstown St. 2 6							
LAST 10 GAMES										
122 A Saint Louis 4 8	252 A Youngstown St. 14 4	184 A Northern Ill. 6 10	252 A Youngstown St. 1 10							
122 A Saint Louis 2 4	239 N Valparaiso 7 5	239 N Valparaiso 8 2	239 N Valparaiso 2 0							
122 A Saint Louis 4 0										
252 A Youngstown St. 2 6										
252 A Youngstown St. 1 10										

**Non-Div. I Games:**

Milwaukee



R  
i  
c  
h  
m  
o  
n  
d

Richmond



RPI	S	Opponent	Score	
271	A	George Washington	3	1
271	A	George Washington	10	2
271	A	George Washington	8	7
289	H	Coppin St.	13	0

Richmond

R  
i  
c  
h  
m  
o  
n  
d

R  
i  
c  
h  
m  
o  
n  
d



VMI				Through Games Of April 14, 2013															
Average RPI Win: 151		WON-LOST RECORD		WINNING PCT. RANK		LAST 10 GAMES		STRENGTH OF SCHEDULE		OPP. STRENGTH OF SCHEDULE		TEAM RPI		ADJ RPI		CONF. RPI		ADJ CONF. RPI	
DIV. I ONLY		18-21-0		.46154 182		5-5-0		90		151		135		.50536 135		14		14	
DIV. I NON-CONF.		13-14-0		.48148 148		4-3-0		85		183		142		.50166 142		14		14	
TOTALS		RPI 1-25		RPI 26-50		W-L RECORDS		RPI 51-100		RPI 101-150		RPI 150+							
18-21-0		1-1-0		3-5-0		OVERALL		0-3-0		4-6-0		10-7-0							
12-7-0		0-0-0		2-2-0		HOME		0-0-0		3-2-0		7-3-0							
6-14-0		1-1-0		1-3-0		AWAY		0-3-0		1-4-0		3-4-0							
0-0-0		0-0-0		0-0-0		NEUTRAL		0-0-0		0-0-0		0-0-0							
13-14-0		1-1-0		2-3-0		NON-CONFERENCE		0-3-0		3-4-0		7-4-0							
11-5-0		0-0-0		1-0-0		HOME		0-0-0		3-2-0		7-3-0							
2-10-0		1-1-0		1-0-		AWAY		0-3-0		0-2-0		0-1-0							
0-0-0		0-0-0		0-0-0		NEUTRAL		0-0-0		0-0-0		0-0-0							
5-7-0		0-0-0		1-2-0		CONFERENCE		0-0-0		1-2-0		3-3-0							
1-2-0		0-0-0		1-2-0		HOME		0-0-0		0-0-0		0-0-0							
4-5-0		0-0-0		0-0-0		AWAY		0-0-0		1-2-0		3-3-0							
0-0-0		0-0-0		0-0-0		NEUTRAL		0-0-0		0-0-0		0-0-0							
RPI	S	Opponent		Score		RPI	S	Opponent		Score		RPI	S	Opponent		Score			
7	A	Virginia		6 8		28	A	William & Mary		6 2		77	A	Western Ky.		5 13			
13	A	Virginia Tech		8 0		28	H	William & Mary		4 2		77	A	Western Ky.		2 7			
						38	H	Coastal Caro.		2 3		77	A	Western Ky.		3 4			
						38	H	Coastal Caro.		10 9									
						38	H	Coastal Caro.		1 6									
						39	A	Alabama		5 10									
						39	A	Alabama		4 7									
						39	A	Alabama		3 8									
						LAST 10 GAMES													
						124	A	VCU		4 5		124	H	VCU		4 8			
						198	A	Charleston So.		4 7		124	H	VCU		5 4			
						198	A	Charleston So.		4 2		124	H	VCU		6 2			
						198	A	Charleston So.		4 6		7	A	Virginia		6 8			
						28	H	William & Mary		4 2		193	H	James Madison		9 7			
												198	A	Charleston So.		4 6			
												198	A	Charleston So.		4 2			
												198	A	Charleston So.		4 7			
												263	H	Norfolk St.		17 6			
												297	H	UMES		17 4			
												297	H	UMES		10 1			

Non-Div. I Games:

VMI



M  
i  
c  
h  
i  
g  
a  
n

Michigan



[illegible]

**Non-Div. I Games:**

South Fla.



Average RPI Win:		105	WON-LOST RECORD		WINNING PCT. RANK		LAST 10 GAMES		STRENGTH OF SCHEDULE		OPP. STRENGTH OF SCHEDULE		TEAM RPI		ADJ RPI		CONF. RPI		ADJ CONF. RPI				
DIV. I ONLY			13-24-0		.35135 234		4-6-0		25		31		138		.50376 138		2		2				
DIV. I NON-CONF.			10-12-0		.45455 170		2-1-0		9		132		94		.52653 94		2		2				
TOTALS		RPI 1-25		RPI 26-50		W-L RECORDS		RPI 51-100		RPI 101-150		RPI 150+											
13-24-0		2-4-0		0-6-0		OVERALL		4-5-0		4-7-0		4-2-0											
8-14-0		0-2-0		0-3-0		HOME		2-1-0		4-7-0		3-1-0											
5-10-0		2-2-0		0-3-0		AWAY		2-4-0		0-0-0		1-1-0											
0-0-0		0-0-0		0-0-0		NEUTRAL		0-0-0		0-0-0		0-0-0											
10-12-0		1-2-0		0-0-0		NON-CONFERENCE		3-3-0		3-5-0		4-2-0											
8-9-0		0-2-0		0-0-0		HOME		2-1-0		3-5-0		3-1-0											
3-3-0		1-0-0		0-0-		AWAY		1-2-0		0-0-0		1-1-0											
0-0-0		0-0-0		0-0-0		NEUTRAL		0-0-0		0-0-0		0-0-0											
3-12-0		1-2-0		0-6-0		CONFERENCE		1-2-0		1-2-0		0-0-0											
1-5-0		0-0-0		0-3-0		HOME		0-0-0		1-2-0		0-0-0											
2-7-0		1-2-0		0-3-0		AWAY		1-2-0		0-0-0		0-0-0											
0-0-0		0-0-0		0-0-0		NEUTRAL		0-0-0		0-0-0		0-0-0											
RPI	S	Opponent		Score		RPI	S	Opponent		Score		RPI	S	Opponent		Score		RPI	S	Opponent		Score	
17	H	Georgia Tech		5	7	34	A	Texas A&M		1	4	55	A	Auburn		4	8	102	H	Missouri		6	5
18	A	Clemson		5	3	34	A	Texas A&M		1	2	55	A	Auburn		7	1	102	H	Missouri		0	4
18	H	Clemson		1	9	34	A	Texas A&M		4	11	55	A	Auburn		3	4	102	H	Missouri		5	8
25	A	Kentucky		0	5	39	H	Alabama		3	6	81	A	Ga. Southern		2	3	105	H	Liberty		8	11
25	A	Kentucky		7	6	39	H	Alabama		3	6	81	A	Ga. Southern		2	11	105	H	Liberty		3	1
25	A	Kentucky		2	3	39	H	Alabama		0	3	81	A	Ga. Southern		6	5	105	H	Liberty		12	0
												83	H	Appalachian St.		9	4	106	H	Furman		5	7
												83	H	Appalachian St.		5	8	111	H	Western Caro.		7	12
												84	H	Presbyterian		10	1	120	H	Belmont		10	11
																		120	H	Belmont		2	1
																		120	H	Belmont		4	5
																		154	A	Georgia St.		7	10
																		160	A	Kennesaw St.		2	1
																		160	H	Kennesaw St.		1	2
																		177	H	UAB		13	2
																		177	H	UAB		14	2
																		177	H	UAB		6	2



[illegible]

Non-Div. I Games:	Gannon	9	3
-------------------	--------	---	---

Canisius



RPI	S	Opponent	Score
294	A	Iona	8 0

Canisius



Average RPI Win:		151	WON-LOST	WINNING	LAST 10	STRENGTH OF		OPP. STRENGTH	TEAM	ADJ	CONF.	ADJ CONF.
Average RPI Loss:		89	RECORD	PCT. RANK	GAMES	SCHEDULE		OF SCHEDULE	RPI	RPI	RPI	RPI
DIV. I ONLY			9-24-0	.27273	269	3-7-0		19	98	140	.50258	140
DIV. I NON-CONF.			6-15-0	.28571	247	2-4-0		30	159	146	.49992	146
TOTALS		RPI 1-25	RPI 26-50		W-L RECORDS		RPI 51-100		RPI 101-150		RPI 150+	
9-24-0		0-9-0	0-0-0		OVERALL		3-8-0		3-3-0		3-5-0	
4-4-0		0-0-0	0-0-0		HOME		1-2-0		2-1-0		1-2-0	
5-20-0		0-9-0	0-0-0		AWAY		2-6-0		1-2-0		2-3-0	
0-0-0		0-0-0	0-0-0		NEUTRAL		0-0-0		0-0-0		0-0-0	
6-15-0		0-3-0	0-0-0		NON-CONFERENCE		3-8-0		0-0-0		3-5-0	
2-4-0		0-0-0	0-0-0		HOME		1-2-0		0-0-0		1-2-0	
4-12-0		0-3-0	0-0-		AWAY		2-6-0		0-0-0		2-3-0	
0-0-0		0-0-0	0-0-0		NEUTRAL		0-0-0		0-0-0		0-0-0	
3-9-0		0-6-0	0-0-0		CONFERENCE		0-0-0		3-3-0		0-0-0	
2-1-0		0-0-0	0-0-0		HOME		0-0-0		2-1-0		0-0-0	
1-8-0		0-6-0	0-0-0		AWAY		0-0-0		1-2-0		0-0-0	
0-0-0		0-0-0	0-0-0		NEUTRAL		0-0-0		0-0-0		0-0-0	
RPI S	Opponent	Score	RPI S	Opponent	Score	RPI S	Opponent	Score	RPI S	Opponent	Score	
4 A	LSU	5 7				63 H	Cal Poly	3 5	119 A	Stanford	2 12	
4 A	LSU	4 9				63 H	Cal Poly	1 5	119 A	Stanford	11 3	
4 A	LSU	4 8				63 H	Cal Poly	2 1	119 A	Stanford	5 7	
5 A	Oregon	0 1				79 A	Pepperdine	0 1	123 H	Southern California	4 5	
5 A	Oregon	3 5				79 A	Pepperdine	1 4	123 H	Southern California	8 3	
5 A	Oregon	0 6				79 A	Pepperdine	6 2	123 H	Southern California	3 1	
23 A	UCLA	0 3				86 A	Lamar	1 6	163 H	Portland	2 4	
23 A	UCLA	2 3				86 A	Lamar	3 6	231 A	UC Davis	3 2	
23 A	UCLA	0 5				86 A	Lamar	1 3	231 A	UC Davis	4 8	
						86 A	Lamar	8 2	231 A	UC Davis	5 6	
						97 A	Cal St. Northridge	7 8	231 A	UC Davis	5 7	
									267 A	Seattle	14 1	
									267 H	Seattle	4 10	
									267 H	Seattle	4 2	
LAST 10 GAMES						79 A	Pepperdine	1 4				
	267 H	Seattle	4 10			79 A	Pepperdine	0 1				
	119 A	Stanford	2 12			79 A	Pepperdine	6 2				
	119 A	Stanford	11 3			267 A	Seattle	14 1				
	119 A	Stanford	5 7			5 A	Oregon	0 6				
	97 A	Cal St. Northridge	7 8									

Non-Div. I Games:

Washington



Average RPI Win:		219	WON-LOST RECORD		WINNING PCT. RANK	LAST 10 GAMES		STRENGTH OF SCHEDULE		OPP. STRENGTH OF SCHEDULE	TEAM RPI	ADJ RPI	CONF. RPI	ADJ CONF. RPI
Average RPI Loss:		92												
DIV. I ONLY			17-17-0		.5	151		7-3-0		176	121	141	.50217	141
DIV. I NON-CONF.			11-14-0		.44	182		2-2-0		50	51	76	.53558	76
TOTALS		RPI 1-25	RPI 26-50		W-L RECORDS		RPI 51-100		RPI 101-150		RPI 150+			
17-17-0		0-9-0	1-0-0		OVERALL		0-2-0		1-1-0		16-5-0			
7-5-0		0-0-0	0-0-0		HOME		0-0-0		0-0-0		7-5-0			
8-11-0		0-8-0	0-0-0		AWAY		0-2-0		1-1-0		8-0-0			
2-1-0		0-1-0	1-0-0		NEUTRAL		0-0-0		0-0-0		1-0-0			
11-14-0		0-9-0	1-0-0		NON-CONFERENCE		0-2-0		1-1-0		10-2-0			
4-2-0		0-0-0	0-0-0		HOME		0-0-0		0-0-0		4-2-0			
6-11-0		0-8-0	0-0-		AWAY		0-2-0		1-1-0		5-0-0			
2-1-0		0-1-0	1-0-0		NEUTRAL		0-0-0		0-0-0		1-0-0			
6-3-0		0-0-0	0-0-0		CONFERENCE		0-0-0		0-0-0		6-3-0			
3-3-0		0-0-0	0-0-0		HOME		0-0-0		0-0-0		3-3-0			
3-0-0		0-0-0	0-0-0		AWAY		0-0-0		0-0-0		3-0-0			
0-0-0		0-0-0	0-0-0		NEUTRAL		0-0-0		0-0-0		0-0-0			
RPI	S	Opponent	Score		RPI	S	Opponent	Score		RPI	S	Opponent	Score	
6	A	Florida St.	6	8	27	N	Notre Dame	4	3	61	A	Wake Forest	5	9
6	A	Florida St.	5	11						96	A	Bryant	1	8
6	A	Florida St.	2	6								East Tenn. St.	0	5
8	A	Mississippi St.	5	17								Northeastern	4	2
8	A	Mississippi St.	2	13								Boston College	3	2
13	N	Virginia Tech	3	7								Hofstra	11	1
14	A	Ole Miss	3	5								Hofstra	2	0
14	A	Ole Miss	1	8								Hofstra	1	3
14	A	Ole Miss	0	1								UNC Greensboro	18	8
												Central Conn. St.	0	4
												Quinnipiac	7	3
												Winthrop	4	2
												Winthrop	4	0
												Winthrop	2	1
												Stony Brook	8	4
												Dayton	3	6
												Dayton	2	6
												Dayton	4	0
												Massachusetts	0	2
												Massachusetts	3	1
												Massachusetts	9	2
												Fordham	4	3
												Fordham	4	3
												Fordham	4	2
												Ohio	3	0
LAST 10 GAMES					161	A	Boston College	3	2	217	H	Quinnipiac	7	3
					284	A	Fordham	4	2	283	H	Massachusetts	3	1
					284	A	Fordham	4	3	283	H	Massachusetts	0	2
					284	A	Fordham	4	3	283	H	Massachusetts	9	2
					96	A	Bryant	1	8	214	H	Central Conn. St.	0	4

Non-Div. I Games: Mass.-Lowell 10 0

Rhode Island



Average RPI Win:		199	WON-LOST RECORD		WINNING PCT. RANK	LAST 10 GAMES	STRENGTH OF SCHEDULE		OPP. STRENGTH OF SCHEDULE	TEAM RPI	ADJ RPI	CONF. RPI	ADJ CONF. RPI
Average RPI Loss:		125											
DIV. I ONLY		24-10-0			.70588 28	7-3-0	278		114	142	.50184 142	19	19
DIV. I NON-CONF.		9-7-0			.5625 113	1-2-0	250		104	218	.4675 218	22	22
TOTALS		RPI 1-25	RPI 26-50		W-L RECORDS		RPI 51-100		RPI 101-150		RPI 150+		
24-10-0		1-0-0	2-4-0		OVERALL		2-1-0		0-1-0		20-4-0		
16-5-0		0-0-0	0-2-0		HOME		2-1-0		0-0-0		14-2-0		
8-5-0		1-0-0	2-2-0		AWAY		0-0-0		0-1-0		6-2-0		
0-0-0		0-0-0	0-0-0		NEUTRAL		0-0-0		0-0-0		0-0-0		
9-7-0		1-0-0	0-3-0		NON-CONFERENCE		2-1-0		0-1-0		7-2-0		
8-4-0		0-0-0	0-2-0		HOME		2-1-0		0-0-0		6-1-0		
2-3-0		1-0-0	0-0-		AWAY		0-0-0		0-1-0		1-1-0		
0-0-0		0-0-0	0-0-0		NEUTRAL		0-0-0		0-0-0		0-0-0		
15-3-0		0-0-0	2-1-0		CONFERENCE		0-0-0		0-0-0		13-2-0		
8-1-0		0-0-0	0-0-0		HOME		0-0-0		0-0-0		8-1-0		
7-2-0		0-0-0	2-1-0		AWAY		0-0-0		0-0-0		5-1-0		
0-0-0		0-0-0	0-0-0		NEUTRAL		0-0-0		0-0-0		0-0-0		
RPI S	Opponent	Score	RPI S	Opponent	Score	RPI S	Opponent	Score	RPI S	Opponent	Score		
2 A	Vanderbilt	10 9	26 H	Michigan St.	3 5	67 H	Illinois	2 13	116 A	East Tenn. St.	0 3		
			30 A	Austin Peay	3 7	67 H	Illinois	7 6	185 H	Eastern Ill.	20 5		
			30 A	Austin Peay	12 4	67 H	Illinois	6 5	185 H	Eastern Ill.	5 2		
			30 A	Austin Peay	10 7				185 H	Eastern Ill.	6 5		
			43 A	Middle Tenn.	9 12				200 H	Niagara	10 9		
			43 H	Middle Tenn.	7 9				200 H	Niagara	9 0		
									200 H	Niagara	2 4		
									213 H	Bowling Green	8 5		
									213 H	Bowling Green	10 4		
									226 A	Lipscomb	1 12		
									230 A	Eastern Ky.	5 1		
									230 A	Eastern Ky.	7 18		
									230 A	Eastern Ky.	5 4		
									258 H	Morehead St.	11 4		
									258 H	Morehead St.	5 2		
									258 H	Morehead St.	11 5		
									262 A	UT Martin	3 1		
									262 A	UT Martin	13 8		
									262 A	UT Martin	8 5		
									265 H	SIU Edwardsville	11 3		
									265 H	SIU Edwardsville	4 6		
									265 H	SIU Edwardsville	1 0		
									279 H	Northern Ky.	7 1		
									279 H	Northern Ky.	13 2		
									293 A	Alabama A&M	8 6		
LAST 10 GAMES			2 A	Vanderbilt	10 9	30 A	Austin Peay	12 4	279 H	Northern Ky.	7 1		
			185 H	Eastern Ill.	6 5	30 A	Austin Peay	10 7	279 H	Northern Ky.	13 2		
			185 H	Eastern Ill.	5 2	30 A	Austin Peay	3 7	293 A	Alabama A&M	8 6		
			185 H	Eastern Ill.	20 5	116 A	East Tenn. St.	0 3					
			43 A	Middle Tenn.	9 12	265 H	SIU Edwardsville	11 3					

Non-Div. I Games: Berea 9 4 Maryville (TN) 1 0

Tennessee Tech



U  
T  
S  
A

UTSA






Average RPI Win: 138		WON-LOST	WINNING	LAST 10	STRENGTH OF		OPP. STRENGTH	TEAM	ADJ	CONF.	ADJ CONF.
Average RPI Loss: 115		RECORD	PCT. RANK	GAMES	SCHEDULE		OF SCHEDULE	RPI	RPI	RPI	RPI
DIV. I ONLY		11-23-0	.32353	249	3-7-0		11	239	144	.5017	144
DIV. I NON-CONF.		5-17-0	.22727	268	0-1-0		15	273	194	.47875	193
TOTALS		RPI 1-25	RPI 26-50		W-L RECORDS		RPI 51-100		RPI 101-150		RPI 150+
11-23-0		0-6-0	3-1-0		OVERALL		2-1-0		2-8-0		4-7-0
6-11-0		0-4-0	3-0-0		HOME		2-1-0		1-2-0		0-4-0
5-11-0		0-2-0	0-1-0		AWAY		0-0-0		1-5-0		4-3-0
0-1-0		0-0-0	0-0-0		NEUTRAL		0-0-0		0-1-0		0-0-0
5-17-0		0-6-0	0-1-0		NON-CONFERENCE		0-0-0		1-3-0		4-7-0
1-10-0		0-4-0	0-0-0		HOME		0-0-0		1-2-0		0-4-0
4-6-0		0-2-0	0-0-		AWAY		0-0-0		0-0-0		4-3-0
0-1-0		0-0-0	0-0-0		NEUTRAL		0-0-0		0-1-0		0-0-0
6-6-0		0-0-0	3-0-0		CONFERENCE		2-1-0		1-5-0		0-0-0
5-1-0		0-0-0	3-0-0		HOME		2-1-0		0-0-0		0-0-0
1-5-0		0-0-0	0-0-0		AWAY		0-0-0		1-5-0		0-0-0
0-0-0		0-0-0	0-0-0		NEUTRAL		0-0-0		0-0-0		0-0-0
RPI S	Opponent	Score	RPI S	Opponent	Score	RPI S	Opponent	Score	RPI S	Opponent	Score
10 H	Cal St. Fullerton	0 5	44 H	Central Ark.	8 1	70 H	Southeastern La.	6 2	118 N	Oklahoma St.	2 4
10 H	Cal St. Fullerton	2 6	44 H	Central Ark.	4 3	70 H	Southeastern La.	9 1	122 H	Saint Louis	2 4
10 H	Cal St. Fullerton	4 7	44 H	Central Ark.	3 2	70 H	Southeastern La.	3 4	122 H	Saint Louis	4 11
22 A	Oklahoma	8 9	46 A	Texas	3 4				122 H	Saint Louis	5 0
22 A	Oklahoma	8 15							130 A	A&M-Corpus Christi	3 9
22 H	Oklahoma	1 3							130 A	A&M-Corpus Christi	5 6
									130 A	A&M-Corpus Christi	8 2
									150 A	Stephen F. Austin	3 5
									150 A	Stephen F. Austin	1 2
									150 A	Stephen F. Austin	5 6
									169 A	Wichita St.	1 8
									169 H	Wichita St.	4 5
									173 H	Dallas Baptist	3 8
									173 H	Dallas Baptist	6 13
									173 H	Dallas Baptist	2 4
									218 A	Southeast Mo. St.	5 6
									218 A	Southeast Mo. St.	4 3
									218 A	Southeast Mo. St.	3 1
									280 A	Louisiana Tech	0 2
									280 A	Louisiana Tech	9 3
									280 A	Louisiana Tech	5 4
LAST 10 GAMES											
			70 H	Southeastern La.	9 1		150 A	Stephen F. Austin	1 2		
			70 H	Southeastern La.	3 4		150 A	Stephen F. Austin	5 6		
			70 H	Southeastern La.	6 2		130 A	A&M-Corpus Christi	3 9		
			118 N	Oklahoma St.	2 4		130 A	A&M-Corpus Christi	5 6		
			150 A	Stephen F. Austin	3 5		130 A	A&M-Corpus Christi	8 2		

Non-Div. I Games:

Oral Roberts



I  
o  
w  
a

 Tie,  Loss,  Non-Conf, S Site, H Home, A Away, N Neutral Page 155



Average RPI Win: 173		WON-LOST	WINNING	LAST 10	STRENGTH OF		OPP. STRENGTH	TEAM	ADJ	CONF.	ADJ CONF.
Average RPI Loss: 114		RECORD	PCT. RANK	GAMES	SCHEDULE		OF SCHEDULE	RPI	RPI	RPI	RPI
DIV. I ONLY		17-18-0	.48571	159	6-4-0		146	134	146	.50138	146
DIV. I NON-CONF.		15-11-0	.57692	104	4-0-0		163	134	104	.52111	104
TOTALS		RPI 1-25	RPI 26-50		W-L RECORDS		RPI 51-100		RPI 101-150		RPI 150+
17-18-0	0-0-0	2-2-0		OVERALL		2-9-0		2-1-0		12-6-0	
10-5-0	0-0-0	1-0-0		HOME		2-5-0		0-0-0		8-0-0	
7-12-0	0-0-0	1-2-0		AWAY		0-3-0		2-1-0		4-6-0	
0-1-0	0-0-0	0-0-0		NEUTRAL		0-1-0		0-0-0		0-0-0	
15-11-0	0-0-0	2-2-0		NON-CONFERENCE		1-4-0		2-1-0		11-4-0	
10-3-0	0-0-0	1-0-0		HOME		1-3-0		0-0-0		8-0-0	
6-7-0	0-0-0	1-0-		AWAY		0-0-0		2-1-0		3-4-0	
0-1-0	0-0-0	0-0-0		NEUTRAL		0-1-0		0-0-0		0-0-0	
2-7-0	0-0-0	0-0-0		CONFERENCE		1-5-0		0-0-0		1-2-0	
1-2-0	0-0-0	0-0-0		HOME		1-2-0		0-0-0		0-0-0	
1-5-0	0-0-0	0-0-0		AWAY		0-3-0		0-0-0		1-2-0	
0-0-0	0-0-0	0-0-0		NEUTRAL		0-0-0		0-0-0		0-0-0	
RPI S	Opponent	Score		RPI S	Opponent	Score		RPI S	Opponent	Score	
30 A	Austin Peay	8	11	53 A	Indiana St.	1	8	113 A	Jacksonville St.	4	5
30 H	Austin Peay	10	9	53 A	Indiana St.	4	8	113 A	Jacksonville St.	12	6
43 A	Middle Tenn.	4	2	53 A	Indiana St.	0	1	113 A	Jacksonville St.	12	4
43 A	Middle Tenn.	2	4	67 H	Illinois	5	7	177 A	UAB	5	4
				67 H	Illinois	1	4	177 A	UAB	0	1
				67 N	Illinois	1	2	177 A	UAB	1	3
				77 H	Western Ky.	4	6	184 H	Northern Ill.	4	2
				77 H	Western Ky.	6	1	184 H	Northern Ill.	3	2
				78 H	Missouri St.	8	5	184 H	Northern Ill.	8	3
				78 H	Missouri St.	3	7	185 A	Eastern Ill.	7	11
				78 H	Missouri St.	6	14	218 A	Southeast Mo. St.	25	3
								228 A	Evansville	2	3
								228 A	Evansville	4	5
								228 A	Evansville	13	5
								230 H	Eastern Ky.	4	3
								230 H	Eastern Ky.	6	2
								230 H	Eastern Ky.	4	1
								262 A	UT Martin	8	4
								262 H	UT Martin	7	6
								272 A	Murray St.	8	9
								272 H	Murray St.	7	2
LAST 10 GAMES											
262 H	UT Martin	7	6	218 A	Southeast Mo. St.	25	3				
78 H	Missouri St.	8	5	228 A	Evansville	13	5				
78 H	Missouri St.	6	14	228 A	Evansville	4	5				
78 H	Missouri St.	3	7	228 A	Evansville	2	3				
30 H	Austin Peay	10	9	272 H	Murray St.	7	2				

Non-Div. I Games:

Southern Ill.



**Non-Div. I Games:**

Tie, Loss, Non-Conf, S Site, H Home, A Away, N Neutral Page 157



RPI	S	Opponent	Score	
281	H	Florida A&M	6	4

UCF

U  
C  
F

U  
C  
F



Average RPI Win:		214	WON-LOST RECORD		WINNING PCT. RANK		LAST 10 GAMES		STRENGTH OF SCHEDULE		OPP. STRENGTH OF SCHEDULE		TEAM RPI		ADJ RPI		CONF. RPI		ADJ CONF. RPI		
DIV. I ONLY			20-14-0		.58824 81		7-1-0		260		175		148		.50047 148		23		23		
DIV. I NON-CONF.			9-11-0		.45 175		0-0-0		253		89		188		.48163 186		19		19		
TOTALS		RPI 1-25		RPI 26-50		W-L RECORDS		RPI 51-100		RPI 101-150		RPI 150+									
20-14-0		0-1-0		1-1-0		OVERALL		0-4-0		2-1-0		17-7-0									
4-1-0		0-0-0		0-0-0		HOME		0-0-0		0-0-0		4-1-0									
12-9-0		0-1-0		1-1-0		AWAY		0-4-0		0-0-0		11-3-0									
4-4-0		0-0-0		0-0-0		NEUTRAL		0-0-0		2-1-0		2-3-0									
9-11-0		0-1-0		1-1-0		NON-CONFERENCE		0-4-0		2-1-0		6-4-0									
0-0-0		0-0-0		0-0-0		HOME		0-0-0		0-0-0		0-0-0									
5-7-0		0-1-0		1-0-		AWAY		0-4-0		0-0-0		4-1-0									
4-4-0		0-0-0		0-0-0		NEUTRAL		0-0-0		2-1-0		2-3-0									
11-3-0		0-0-0		0-0-0		CONFERENCE		0-0-0		0-0-0		11-3-0									
4-1-0		0-0-0		0-0-0		HOME		0-0-0		0-0-0		4-1-0									
7-2-0		0-0-0		0-0-0		AWAY		0-0-0		0-0-0		7-2-0									
0-0-0		0-0-0		0-0-0		NEUTRAL		0-0-0		0-0-0		0-0-0									
RPI	S	Opponent		Score		RPI	S	Opponent		Score		RPI	S	Opponent		Score					
15	A	Miami (FL)		2	6	48	A	Fla. Atlantic		6	15	55	A	Auburn		2	3				
						48	A	Fla. Atlantic		8	0	55	A	Auburn		4	8				
												55	A	Auburn		3	12				
												55	A	Auburn		3	4				
												115	N	West Virginia		2	1				
												122	N	Saint Louis		6	1				
												145	N	Iowa		2	9				
												168	H	Albany (NY)		7	4				
												168	H	Albany (NY)		6	7				
												168	H	Albany (NY)		4	1				
												170	H	Binghamton		3	2				
												170	H	Binghamton		5	2				
												187	A	Stetson		7	1				
												187	A	Stetson		16	4				
												187	A	Stetson		3	6				
												216	N	Georgetown		3	8				
												219	N	Western Mich.		0	1				
												219	N	Western Mich.		3	7				
												237	A	Hartford		7	2				
												237	A	Hartford		6	7				
												237	A	Hartford		9	3				
												254	A	Stony Brook		1	7				
												254	A	Stony Brook		8	3				
												254	A	Stony Brook		1	0				
												270	A	UMBC		8	7				
												270	A	UMBC		19	0				
												270	A	UMBC		10	7				
												281	A	Florida A&M		6	2				
												281	A	Florida A&M		5	0				
												296	N	Chicago St.		13	7				
												296	N	Chicago St.		9	5				
LAST 10 GAMES				270 A UMBC				10	7	168 H Albany (NY)				6	7	270 A UMBC				10	7
				270 A UMBC				19	0	168 H Albany (NY)				7	4	281 A Florida A&M				6	2
				270 A UMBC				8	7	168 H Albany (NY)				4	1	281 A Florida A&M				5	0
				170 H Binghamton				3	2	237 A Hartford				6	7	296 N Chicago St.				13	7
				170 H Binghamton				5	2	237 A Hartford				7	2	296 N Chicago St.				9	5

Non-Div. I Games: Thomas (ME) 19 3 Colby 9 8

Maine



Average RPI Win: 209		WON-LOST RECORD		WINNING PCT. RANK		LAST 10 GAMES		STRENGTH OF SCHEDULE		OPP. STRENGTH OF SCHEDULE		TEAM RPI		ADJ RPI		CONF. RPI		ADJ CONF. RPI	
DIV. I ONLY		19-14-1		.57353 93		5-4-0		196		96		149		.49973 149		14		14	
DIV. I NON-CONF.		12-9-1		.56818 110		1-4-0		266		102		217		.46845 216		14		14	
TOTALS		RPI 1-25		RPI 26-50		W-L RECORDS		RPI 51-100		RPI 101-150		RPI 150+							
19-14-1		0-2-0		1-4-0		OVERALL		1-3-0		1-2-0		16-4-1							
13-6-1		0-0-0		0-0-0		HOME		1-2-0		0-1-0		12-3-1							
5-6-0		0-2-0		1-3-0		AWAY		0-0-0		1-1-0		3-1-0							
1-2-0		0-0-0		0-1-0		NEUTRAL		0-1-0		0-0-0		1-0-0							
12-9-1		0-2-0		0-2-0		NON-CONFERENCE		0-1-0		1-2-0		11-3-1							
9-4-1		0-0-0		0-0-0		HOME		0-0-0		0-1-0		9-3-1							
2-4-0		0-2-0		0-0-		AWAY		0-0-0		1-1-0		1-0-0							
1-2-0		0-0-0		0-1-0		NEUTRAL		0-1-0		0-0-0		1-0-0							
7-5-0		0-0-0		1-2-0		CONFERENCE		1-2-0		0-0-0		5-1-0							
4-2-0		0-0-0		0-0-0		HOME		1-2-0		0-0-0		3-0-0							
3-3-0		0-0-0		1-2-0		AWAY		0-0-0		0-0-0		2-1-0							
0-0-0		0-0-0		0-0-0		NEUTRAL		0-0-0		0-0-0		0-0-0							
RPI S	Opponent	Score		RPI S	Opponent	Score		RPI S	Opponent	Score		RPI S	Opponent	Score					
3 A	North Carolina	0	12	31 N	San Diego	0	5	53 H	Campbell	1	7	106 A	Furman	6	1				
18 A	Clemson	1	4	32 A	UNC Wilmington	6	7	53 H	Campbell	10	11	111 A	Western Caro.	6	9				
				38 A	Coastal Caro.	1	4	53 H	Campbell	4	0	111 H	Western Caro.	2	5				
				38 A	Coastal Caro.	3	4	61 N	Wake Forest	7	8	198 H	Charleston So.	7	3				
				38 A	Coastal Caro.	6	3					198 H	Charleston So.	4	2				
												198 H	Charleston So.	3	2				
												220 A	Winthrop	5	1				
												220 A	Winthrop	7	4				
												220 A	Winthrop	2	4				
												225 H	USC Upstate	4	1				
												242 A	N.C. A&T	16	5				
												242 H	N.C. A&T	4	3				
												242 H	N.C. A&T	1	5				
												242 H	N.C. A&T	5	6				
												243 H	Air Force	4	3				
												243 H	Air Force	4	3				
												243 H	Air Force	7	6				
												254 N	Stony Brook	4	0				
												258 H	Morehead St.	3	5				
												258 H	Morehead St.	7	0				
												258 H	Morehead St.	3	2				
												258 H	Morehead St.	3	2				
												274 H	Dayton	0	0				
												274 H	Dayton	8	3				
				LAST 10 GAMES															
				111 A	Western Caro.	6	9	198 H	Charleston So.	4	2								
				242 H	N.C. A&T	4	3	198 H	Charleston So.	7	3								
				242 H	N.C. A&T	1	5	18 A	Clemson	1	4								
				242 H	N.C. A&T	5	6	220 A	Winthrop	7	4								
				198 H	Charleston So.	3	2	220 A	Winthrop	2	4								

Non-Div. I Games: Mars Hill 12 2

Gardner-Webb



Average RPI Win: 188		WON-LOST	WINNING	LAST 10	STRENGTH OF		OPP. STRENGTH	TEAM	ADJ	CONF.	ADJ CONF.
Average RPI Loss: 125		RECORD	PCT. RANK	GAMES	SCHEDULE		OF SCHEDULE	RPI	RPI	RPI	RPI
DIV. I ONLY		15-17-0	.46875	176	7-3-0		149	145	150	.4996	150
DIV. I NON-CONF.		7-13-0	.35	221	2-1-0		154	229	214	.46935	213
TOTALS		RPI 1-25	RPI 26-50		W-L RECORDS		RPI 51-100		RPI 101-150		RPI 150+
15-17-0		0-4-0	1-3-0		OVERALL		0-1-0		4-1-0		11-8-0
6-5-0		0-0-0	1-2-0		HOME		0-0-0		3-0-0		2-3-0
7-11-0		0-4-0	0-1-0		AWAY		0-1-0		1-1-0		7-4-0
2-1-0		0-0-0	0-0-0		NEUTRAL		0-0-0		0-0-0		2-1-0
7-13-0		0-4-0	0-1-0		NON-CONFERENCE		0-1-0		1-1-0		7-6-0
2-3-0		0-0-0	0-0-0		HOME		0-0-0		0-0-0		2-3-0
4-9-0		0-4-0	0-0-		AWAY		0-1-0		1-1-0		3-2-0
2-1-0		0-0-0	0-0-0		NEUTRAL		0-0-0		0-0-0		2-1-0
8-4-0		0-0-0	1-2-0		CONFERENCE		0-0-0		3-0-0		4-2-0
4-2-0		0-0-0	1-2-0		HOME		0-0-0		3-0-0		0-0-0
4-2-0		0-0-0	0-0-0		AWAY		0-0-0		0-0-0		4-2-0
0-0-0		0-0-0	0-0-0		NEUTRAL		0-0-0		0-0-0		0-0-0
RPI S	Opponent	Score	RPI S	Opponent	Score	RPI S	Opponent	Score	RPI S	Opponent	Score
4 A	LSU	2 9	34 A	Texas A&M	2 9	72 A	Rice	2 3	126 A	TCU	6 3
16 A	South Ala.	4 13	47 H	Sam Houston St.	2 0				143 A	UTSA	3 13
16 A	South Ala.	6 7	47 H	Sam Houston St.	4 14				144 H	Oral Roberts	5 3
16 A	South Ala.	0 10	47 H	Sam Houston St.	3 5				144 H	Oral Roberts	2 1
									144 H	Oral Roberts	6 5
									156 A	Nicholls St.	1 3
									156 A	Nicholls St.	9 8
									156 A	Nicholls St.	16 8
									173 A	Dallas Baptist	8 3
									173 H	Dallas Baptist	3 5
									196 A	McNeese St.	5 3
									196 A	McNeese St.	1 8
									196 A	McNeese St.	3 0
									202 H	UALR	4 10
									205 H	Houston Baptist	3 4
									211 N	Sacred Heart	6 5
									224 N	Neb. Omaha	9 2
									235 N	Penn St.	2 4
									268 A	Grambling	9 4
									268 H	Grambling	8 3
									280 A	Louisiana Tech	2 12
									280 A	Louisiana Tech	3 2
									280 A	Louisiana Tech	3 7
									280 H	Louisiana Tech	10 5
LAST 10 GAMES			LAST 10 GAMES			LAST 10 GAMES			LAST 10 GAMES		
173 A	Dallas Baptist	8 3	144 H	Oral Roberts	5 3	144 H	Oral Roberts	5 3	144 H	Oral Roberts	5 3
196 A	McNeese St.	5 3	144 H	Oral Roberts	2 1	144 H	Oral Roberts	2 1	144 H	Oral Roberts	2 1
196 A	McNeese St.	1 8	144 H	Oral Roberts	6 5	144 H	Oral Roberts	6 5	144 H	Oral Roberts	6 5
196 A	McNeese St.	3 0	205 H	Houston Baptist	3 4	205 H	Houston Baptist	3 4	205 H	Houston Baptist	3 4
126 A	TCU	6 3	47 H	Sam Houston St.	4 14	47 H	Sam Houston St.	4 14	47 H	Sam Houston St.	4 14

Non-Div. I Games:      Arlington Baptist      18   0      Arlington Baptist      9   0      Arlington Baptist      13   2

Stephen F. Austin



Average RPI Win: 180		WON-LOST	WINNING	LAST 10	STRENGTH OF		OPP. STRENGTH	TEAM	ADJ		CONF.	ADJ CONF.					
Average RPI Loss: 122		RECORD	PCT. RANK	GAMES	SCHEDULE		OF SCHEDULE	RPI	RPI		RPI	RPI					
DIV. I ONLY		19-16-0	.54286	122	3-7-0		216	140	151	.49846	151	17	17				
DIV. I NON-CONF.		12-8-0	.6	90	0-2-0		201	165	122	.51292	122	16	16				
TOTALS		RPI 1-25	RPI 26-50		W-L RECORDS		RPI 51-100		RPI 101-150		RPI 150+						
19-16-0		0-0-0	2-2-0		OVERALL		3-8-0		0-1-0		14-6-0						
10-4-0		0-0-0	0-0-0		HOME		0-1-0		0-0-0		10-4-0						
7-10-0		0-0-0	0-0-0		AWAY		3-7-0		0-1-0		4-2-0						
2-2-0		0-0-0	2-2-0		NEUTRAL		0-0-0		0-0-0		0-0-0						
12-8-0		0-0-0	2-2-0		NON-CONFERENCE		0-2-0		0-1-0		10-4-0						
6-3-0		0-0-0	0-0-0		HOME		0-1-0		0-0-0		6-2-0						
4-4-0		0-0-0	0-0-		AWAY		0-1-0		0-1-0		4-2-0						
2-2-0		0-0-0	2-2-0		NEUTRAL		0-0-0		0-0-0		0-0-0						
7-8-0		0-0-0	0-0-0		CONFERENCE		3-6-0		0-0-0		4-2-0						
4-2-0		0-0-0	0-0-0		HOME		0-0-0		0-0-0		4-2-0						
3-6-0		0-0-0	0-0-0		AWAY		3-6-0		0-0-0		0-0-0						
0-0-0		0-0-0	0-0-0		NEUTRAL		0-0-0		0-0-0		0-0-0						
RPI	S	Opponent	Score		RPI	S	Opponent	Score		RPI	S	Opponent	Score				
			50	N	Kansas	4	11	57	A	San Diego St.	4	5	107	A	Sacramento St.	1	4
			50	N	Kansas	9	8	57	A	San Diego St.	1	8	165	A	Utah Valley	6	17
			50	N	Kansas	3	6	57	A	San Diego St.	0	2	165	A	Utah Valley	5	6
			50	N	Kansas	2	1	80	A	San Francisco	1	7	165	A	Utah Valley	10	3
								80	H	San Francisco	1	4	184	H	Northern Ill.	3	1
								91	A	UNLV	7	6	184	H	Northern Ill.	4	12
								91	A	UNLV	5	4	184	H	Northern Ill.	7	3
								91	A	UNLV	2	15	184	H	Northern Ill.	13	0
								98	A	New Mexico	3	2	201	A	Pacific	11	9
								98	A	New Mexico	5	7	210	H	Holy Cross	8	1
								98	A	New Mexico	8	9	210	H	Holy Cross	7	6
													210	H	Holy Cross	12	10
													231	A	UC Davis	11	10
													231	H	UC Davis	7	10
													243	H	Air Force	3	7
													243	H	Air Force	3	2
													243	H	Air Force	6	1
													255	H	Fresno St.	5	3
													255	H	Fresno St.	0	4
													255	H	Fresno St.	7	6
													266	A	St. Mary's (CA)	10	6
LAST 10 GAMES																	
			231	H	UC Davis	7	10	57	A	San Diego St.	1	8					
			91	A	UNLV	5	4	57	A	San Diego St.	4	5					
			91	A	UNLV	2	15	57	A	San Diego St.	0	2					
			91	A	UNLV	7	6	255	H	Fresno St.	7	6					
			80	H	San Francisco	1	4	255	H	Fresno St.	0	4					

Non-Div. I Games:

Nevada



C  
h  
a  
r  
l  
o  
t  
t  
e

Non-Div. I Games:	Pfeiffer	7	4
-------------------	----------	---	---



Average RPI Win: 214		WON-LOST	WINNING	LAST 10	STRENGTH OF		OPP. STRENGTH	TEAM	ADJ	CONF.	ADJ CONF.
Average RPI Loss: 160		RECORD	PCT. RANK	GAMES	SCHEDULE		OF SCHEDULE	RPI	RPI	RPI	RPI
DIV. I ONLY		18-12-1	.59677	78	5-4-1		262	193	153	.49772	153
DIV. I NON-CONF.		9-9-1	.5	133	1-2-1		251	137	169	.4896	169
TOTALS		RPI 1-25	RPI 26-50		W-L RECORDS		RPI 51-100		RPI 101-150		RPI 150+
18-12-1	0-0-0	0-1-0		OVERALL		0-1-0		1-2-0		17-9-1	
9-1-1	0-0-0	0-0-0		HOME		0-0-0		0-0-0		9-2-1	
8-11-0	0-0-0	0-1-0		AWAY		0-1-0		1-2-0		7-7-0	
1-0-0	0-0-0	0-0-0		NEUTRAL		0-0-0		0-0-0		1-0-0	
9-9-1	0-0-0	0-1-0		NON-CONFERENCE		0-1-0		1-2-0		8-6-1	
3-2-1	0-0-0	0-0-0		HOME		0-0-0		0-0-0		3-2-1	
5-8-0	0-0-0	0-0-		AWAY		0-1-0		1-2-0		4-4-0	
1-0-0	0-0-0	0-0-0		NEUTRAL		0-0-0		0-0-0		1-0-0	
9-3-0	0-0-0	0-0-0		CONFERENCE		0-0-0		0-0-0		9-3-0	
6-0-0	0-0-0	0-0-0		HOME		0-0-0		0-0-0		6-0-0	
3-3-0	0-0-0	0-0-0		AWAY		0-0-0		0-0-0		3-3-0	
0-0-0	0-0-0	0-0-0		NEUTRAL		0-0-0		0-0-0		0-0-0	
RPI S	Opponent	Score	RPI S	Opponent	Score	RPI S	Opponent	Score	RPI S	Opponent	Score
			37 A	Maryland	3 9	65 A	Elon	3 11	116 A	East Tenn. St.	0 3
									116 A	East Tenn. St.	8 9
									116 A	East Tenn. St.	13 2
									161 N	Boston College	9 3
									168 H	Albany (NY)	6 6
									168 H	Albany (NY)	4 5
									170 H	Binghamton	9 11
									175 A	Manhattan	0 2
									175 A	Manhattan	2 3
									175 A	Manhattan	16 1
									192 A	Saint Joseph's	6 4
									195 A	UNC Greensboro	5 6
									195 A	UNC Greensboro	4 9
									195 A	UNC Greensboro	7 3
									198 A	Charleston So.	2 1
									198 A	Charleston So.	0 9
									200 H	Niagara	4 3
									200 H	Niagara	6 2
									200 H	Niagara	5 2
									210 H	Holy Cross	17 5
									215 A	Siena	2 1
									215 A	Siena	3 2
									215 A	Siena	5 9
									254 H	Stony Brook	12 6
									257 A	Villanova	1 0
									257 A	Villanova	3 4
									260 H	Fairfield	6 3
LAST 10 GAMES			170 H	Binghamton	9 11	168 H	Albany (NY)	4 5	215 A	Siena	5 9
			260 H	Fairfield	4 2	175 A	Manhattan	0 2	254 H	Stony Brook	12 6
			260 H	Fairfield	4 2	175 A	Manhattan	16 1	257 A	Villanova	1 0
			260 H	Fairfield	6 3	175 A	Manhattan	2 3	257 A	Villanova	3 4
			168 H	Albany (NY)	6 6	210 H	Holy Cross	17 5	260 H	Fairfield	6 3

Non-Div. I Games:

Marist



RPI	S	Opponent	Score	
260	H	Fairfield	4	2
260	H	Fairfield	4	2
284	H	Fordham	7	1

Marist

M  
a  
r  
i  
s  
t

M  
a  
r  
i  
s  
t



Average RPI Win: 202		WON-LOST	WINNING	LAST 10	STRENGTH OF		OPP. STRENGTH	TEAM	ADJ	CONF.	ADJ CONF.
Average RPI Loss: 113		RECORD	PCT. RANK	GAMES	SCHEDULE		OF SCHEDULE	RPI	RPI	RPI	RPI
DIV. I ONLY		24-14-0	.63158	65	9-1-0		246	101	154	.49762	154
DIV. I NON-CONF.		19-7-0	.73077	43	9-1-0		291	143	179	.48536	178
TOTALS		RPI 1-25	RPI 26-50		W-L RECORDS		RPI 51-100		RPI 101-150		RPI 150+
24-14-0	1-2-0	0-6-0		OVERALL		0-0-0		4-0-0		20-6-0	
18-5-0	0-1-0	0-0-0		HOME		0-0-0		4-0-0		14-4-0	
4-8-0	1-1-0	0-6-0		AWAY		0-0-0		0-0-0		4-1-0	
2-1-0	0-0-0	0-0-0		NEUTRAL		0-0-0		0-0-0		2-1-0	
19-7-0	1-2-0	0-0-0		NON-CONFERENCE		0-0-0		1-0-0		18-5-0	
13-4-0	0-1-0	0-0-0		HOME		0-0-0		1-0-0		12-3-0	
5-2-0	1-1-0	0-0-0		AWAY		0-0-0		0-0-0		4-1-0	
2-1-0	0-0-0	0-0-0		NEUTRAL		0-0-0		0-0-0		2-1-0	
5-7-0	0-0-0	0-6-0		CONFERENCE		0-0-0		3-0-0		2-1-0	
5-1-0	0-0-0	0-0-0		HOME		0-0-0		3-0-0		2-1-0	
0-6-0	0-0-0	0-6-0		AWAY		0-0-0		0-0-0		0-0-0	
0-0-0	0-0-0	0-0-0		NEUTRAL		0-0-0		0-0-0		0-0-0	
RPI S	Opponent	Score		RPI S	Opponent	Score		RPI S	Opponent	Score	
17 A	Georgia Tech	5	16	29 A	Delaware	7	8	108 H	Old Dominion	13	8
20 A	Mercer	13	7	29 A	Delaware	2	7	108 H	Old Dominion	12	10
20 H	Mercer	4	9	29 A	Delaware	2	4	108 H	Old Dominion	7	4
				32 A	UNC Wilmington	1	12	138 H	Georgia	10	7
				32 A	UNC Wilmington	0	9	157 H	Butler	8	10
				32 A	UNC Wilmington	11	12	157 H	Butler	12	7
								157 H	Butler	17	9
								160 A	Kennesaw St.	3	2
								160 H	Kennesaw St.	12	5
								161 N	Boston College	7	6
								161 N	Boston College	0	2
								161 N	Boston College	5	4
								186 H	UNC Asheville	12	3
								186 H	UNC Asheville	13	5
								238 H	George Mason	8	7
								238 H	George Mason	13	14
								238 H	George Mason	12	3
								264 A	New Orleans	5	4
								264 A	New Orleans	6	5
								264 A	New Orleans	4	3
								264 A	New Orleans	2	3
								268 H	Grambling	4	9
								268 H	Grambling	8	7
								268 H	Grambling	7	17
								269 H	Alabama St.	14	1
								284 H	Fordham	5	3
								284 H	Fordham	9	3
								284 H	Fordham	12	9
								284 H	Fordham	9	3
LAST 10 GAMES											
160 A	Kennesaw St.	3	2	160 H	Kennesaw St.	12	5				
264 A	New Orleans	2	3	284 H	Fordham	5	2				
264 A	New Orleans	5	4	284 H	Fordham	5	3				
264 A	New Orleans	6	5	284 H	Fordham	9	3				
264 A	New Orleans	4	3	284 H	Fordham	12	9				

Non-Div. I Games:

Georgia St.



RPI	S	Opponent	Score	
284	H	Fordham	12	9
284	H	Fordham	5	2
293	H	Alabama A&M	20	0

Georgia St.

G  
e  
o  
r  
g  
i  
a  
S  
t  
.

G  
e  
o  
r  
g  
i  
a  
S  
t  
.



Average RPI Win:	225	WON-LOST	WINNING	LAST 10	STRENGTH OF	OPP. STRENGTH	TEAM	ADJ	CONF.	ADJ CONF.			
Average RPI Loss:	100	RECORD	PCT. RANK	GAMES	SCHEDULE	OF SCHEDULE	RPI	RPI	RPI	RPI			
DIV. I ONLY		17-16-0	.51515	142	8-2-0	182	232	155	.49744	155	24	24	
DIV. I NON-CONF.		8-13-0	.38095	206	1-1-0	147	201	185	.48337	184	24	25	
<hr/>													
TOTALS	RPI 1-25	RPI 26-50		W-L RECORDS		RPI 51-100		RPI 101-150		RPI 150+			
17-16-0	0-2-0	0-0-0		OVERALL		1-7-0		1-5-0		15-2-0			
9-4-0	0-0-0	0-0-0		HOME		0-0-0		0-2-0		9-2-0			
7-12-0	0-2-0	0-0-0		AWAY		1-7-0		1-3-0		5-0-0			
1-0-0	0-0-0	0-0-0		NEUTRAL		0-0-0		0-0-0		1-0-0			
<hr/>													
8-13-0	0-2-0	0-0-0		NON-CONFERENCE		1-7-0		1-3-0		6-1-0			
4-1-0	0-0-0	0-0-0		HOME		0-0-0		0-0-0		4-1-0			
3-12-0	0-2-0	0-0-		AWAY		1-7-0		1-3-0		1-0-0			
1-0-0	0-0-0	0-0-0		NEUTRAL		0-0-0		0-0-0		1-0-0			
<hr/>													
9-3-0	0-0-0	0-0-0		CONFERENCE		0-0-0		0-2-0		9-1-0			
5-3-0	0-0-0	0-0-0		HOME		0-0-0		0-2-0		5-1-0			
4-0-0	0-0-0	0-0-0		AWAY		0-0-0		0-0-0		4-0-0			
0-0-0	0-0-0	0-0-0		NEUTRAL		0-0-0		0-0-0		0-0-0			
<hr/>													
RPI S	Opponent	Score		RPI S	Opponent	Score		RPI S	Opponent	Score			
15 A	Miami (FL)	4	6			51 A	Rutgers	6	15	114 H	Dartmouth	2	3
15 A	Miami (FL)	6	9			73 A	Arizona	5	7	114 H	Dartmouth	4	7
						73 A	Arizona	8	4	147 A	UCF	3	10
						73 A	Arizona	3	4	147 A	UCF	5	4
						86 A	Lamar	5	7	147 A	UCF	1	6
						86 A	Lamar	5	9	147 A	UCF	1	5
						86 A	Lamar	1	5	158 H	St. John's (NY)	5	3
						86 A	Lamar	0	6	175 H	Manhattan	6	3
										175 H	Manhattan	0	4
										189 H	Cornell	5	2
										189 H	Cornell	4	5
										189 H	Cornell	8	1
										189 H	Cornell	5	0
										240 A	Brown	2	0
										240 A	Brown	13	4
										249 A	Army	5	1
										256 H	Harvard	3	2
										256 H	Harvard	5	0
										285 A	Yale	2	1
										285 A	Yale	5	2
										298 H	NYIT	2	0
										298 H	NYIT	2	1
										298 N	NYIT	9	4
LAST 10 GAMES													
				189 H	Cornell	4	5	240 A	Brown	2	0		
				189 H	Cornell	5	2	240 A	Brown	13	4		
				189 H	Cornell	8	1	285 A	Yale	2	1		
				189 H	Cornell	5	0	285 A	Yale	5	2		
				158 H	St. John's (NY)	5	3	51 A	Rutgers	6	15		

Non-Div. I Games:

Columbia



Average RPI Win: 170		WON-LOST	WINNING	LAST 10	STRENGTH OF		OPP. STRENGTH	TEAM	ADJ	CONF.	ADJ CONF.
Average RPI Loss: 115		RECORD	PCT. RANK	GAMES	SCHEDULE		OF SCHEDULE	RPI	RPI	RPI	RPI
DIV. I ONLY		17-20-0	.45946	183	4-6-0		120	167	156	.49697	156
DIV. I NON-CONF.		15-10-0	.6	90	3-0-0		191	152	106	.52001	106
TOTALS		RPI 1-25	RPI 26-50		W-L RECORDS		RPI 51-100		RPI 101-150		RPI 150+
17-20-0		1-3-0	2-3-0		OVERALL		2-4-0		3-5-0		10-5-0
8-9-0		0-1-0	1-0-0		HOME		2-2-0		2-5-0		4-1-0
8-10-0		1-2-0	1-3-0		AWAY		0-2-0		1-0-0		5-3-0
1-1-0		0-0-0	0-0-0		NEUTRAL		0-0-0		0-0-0		1-1-0
15-10-0		1-3-0	1-1-0		NON-CONFERENCE		2-1-0		2-0-0		10-5-0
8-3-0		0-1-0	1-0-0		HOME		2-1-0		1-0-0		4-1-0
7-6-0		1-2-0	0-0-		AWAY		0-0-0		1-0-0		5-3-0
1-1-0		0-0-0	0-0-0		NEUTRAL		0-0-0		0-0-0		1-1-0
2-10-0		0-0-0	1-2-0		CONFERENCE		0-3-0		1-5-0		0-0-0
1-6-0		0-0-0	0-0-0		HOME		0-1-0		1-5-0		0-0-0
1-4-0		0-0-0	1-2-0		AWAY		0-2-0		0-0-0		0-0-0
0-0-0		0-0-0	0-0-0		NEUTRAL		0-0-0		0-0-0		0-0-0
RPI S	Opponent	Score	RPI S	Opponent	Score	RPI S	Opponent	Score	RPI S	Opponent	Score
4 A	LSU	0 2	35 A	La.-Lafayette	1 5	70 A	Southeastern La.	6 9	128 A	Tulane	5 3
4 A	LSU	3 9	35 H	La.-Lafayette	4 3	70 A	Southeastern La.	9 10	128 H	Tulane	6 5
16 A	South Ala.	4 1	44 A	Central Ark.	6 7	70 H	Southeastern La.	2 3	130 H	A&M-Corpus Christi	1 2
16 H	South Ala.	7 11	44 A	Central Ark.	4 5	82 H	Towson	5 3	130 H	A&M-Corpus Christi	1 2
			44 A	Central Ark.	2 1	82 H	Towson	1 3	130 H	A&M-Corpus Christi	1 13
						82 H	Towson	1 0	150 H	Stephen F. Austin	3 1
									150 H	Stephen F. Austin	8 16
									150 H	Stephen F. Austin	8 9
									205 A	Houston Baptist	15 5
									205 A	Houston Baptist	0 9
									205 A	Houston Baptist	9 2
									211 H	Sacred Heart	3 2
									211 H	Sacred Heart	4 7
									211 H	Sacred Heart	4 1
									234 A	Southern U.	6 8
									234 H	Southern U.	11 1
									240 N	Brown	4 1
									240 N	Brown	4 5
									264 H	New Orleans	14 4
									275 A	San Jose St.	9 1
									275 A	San Jose St.	6 1
									275 A	San Jose St.	4 1
									275 A	San Jose St.	2 3
			LAST 10 GAMES								
			35 H	La.-Lafayette	4 3	130 H	A&M-Corpus Christi	1 2			
			44 A	Central Ark.	6 7	130 H	A&M-Corpus Christi	1 2			
			44 A	Central Ark.	2 1	130 H	A&M-Corpus Christi	1 13			
			44 A	Central Ark.	4 5	128 A	Tulane	5 3			
			16 A	South Ala.	4 1	70 A	Southeastern La.	9 10			

Non-Div. I Games:

Nicholls St.



Butler

<b>Non-Div. I Games:</b>	<b>Earlham</b>	<b>6</b>	<b>4</b>
--------------------------	----------------	----------	----------



Average RPI Win:	207	WON-LOST RECORD	WINNING PCT. RANK	LAST 10 GAMES	STRENGTH OF SCHEDULE	OPP. STRENGTH OF SCHEDULE	TEAM RPI	ADJ RPI	CONF. RPI	ADJ CONF. RPI		
DIV. I ONLY		15-21-0	.41667	205	4-6-0	83	221	158	.49578	158	9	9
DIV. I NON-CONF.		10-14-0	.41667	194	1-3-0	133	177	170	.48877	170	10	11
<hr/>												
TOTALS	RPI 1-25	RPI 26-50		W-L RECORDS		RPI 51-100		RPI 101-150		RPI 150+		
15-21-0	1-4-0	0-3-0		OVERALL		1-8-0		2-1-0		12-6-0		
7-6-0	0-0-0	0-0-0		HOME		0-3-0		0-0-0		8-4-0		
7-11-0	1-3-0	0-0-0		AWAY		1-5-0		2-1-0		3-2-0		
1-4-0	0-1-0	0-3-0		NEUTRAL		0-0-0		0-0-0		1-0-0		
10-14-0	1-4-0	0-3-0		NON-CONFERENCE		0-3-0		2-1-0		8-4-0		
6-3-0	0-0-0	0-0-0		HOME		0-0-0		0-0-0		6-3-0		
4-8-0	1-3-0	0-0-		AWAY		0-3-0		2-1-0		1-1-0		
1-4-0	0-1-0	0-3-0		NEUTRAL		0-0-0		0-0-0		1-0-0		
5-7-0	0-0-0	0-0-0		CONFERENCE		1-5-0		0-0-0		4-2-0		
2-4-0	0-0-0	0-0-0		HOME		0-3-0		0-0-0		2-1-0		
3-3-0	0-0-0	0-0-0		AWAY		1-2-0		0-0-0		2-1-0		
0-0-0	0-0-0	0-0-0		NEUTRAL		0-0-0		0-0-0		0-0-0		
RPI S	Opponent	Score	RPI S	Opponent	Score	RPI S	Opponent	Score	RPI S	Opponent	Score	
3 A	North Carolina	5 18	33 N	FGCU	0 6	58 H	Pittsburgh	2 14	129 A	Radford	4 3	
17 A	Georgia Tech	9 7	33 N	FGCU	0 4	58 H	Pittsburgh	2 11	129 A	Radford	4 5	
17 A	Georgia Tech	2 3	40 N	Ohio St.	1 3	58 H	Pittsburgh	9 12	129 A	Radford	12 9	
17 A	Georgia Tech	1 10				76 A	Connecticut	3 0	155 A	Columbia	3 5	
20 N	Mercer	5 13				76 A	Connecticut	3 5	162 H	Hofstra	2 4	
						76 A	Connecticut	2 9	168 H	Albany (NY)	6 8	
						95 A	East Carolina	3 7	190 H	Princeton	17 2	
						95 A	East Carolina	1 8	210 H	Holy Cross	12 8	
						95 A	East Carolina	3 6	210 H	Holy Cross	8 3	
									216 A	Georgetown	20 1	
									216 A	Georgetown	4 3	
									216 A	Georgetown	0 3	
									245 H	Wagner	16 22	
									253 H	Cincinnati	7 4	
									253 H	Cincinnati	6 5	
									253 H	Cincinnati	5 6	
									254 N	Stony Brook	7 1	
									277 A	LIU Brooklyn	9 6	
									292 H	Fairleigh Dickinson	12 2	
									298 H	NYIT	13 7	
									298 H	NYIT	6 0	
<hr/>												
LAST 10 GAMES												
190 H	Princeton	17 2	162 H	Hofstra	2 4							
168 H	Albany (NY)	6 8	155 A	Columbia	3 5							
216 A	Georgetown	20 1	76 A	Connecticut	3 5							
216 A	Georgetown	4 3	76 A	Connecticut	2 9							
216 A	Georgetown	0 3	76 A	Connecticut	3 0							

**Non-Div. I Games:**

St. John's (NY)



Average RPI Win: 246		WON-LOST	WINNING	LAST 10	STRENGTH OF		OPP. STRENGTH	TEAM	ADJ	CONF.	ADJ CONF.
Average RPI Loss: 203		RECORD	PCT. RANK	GAMES	SCHEDULE		OF SCHEDULE	RPI	RPI	RPI	RPI
DIV. I ONLY		24-10-0	.70588	28	6-4-0		272	276	159	.49536	159
DIV. I NON-CONF.		10-7-0	.58824	98	2-2-0		231	220	161	.49513	161
TOTALS		RPI 1-25	RPI 26-50		W-L RECORDS		RPI 51-100		RPI 101-150		RPI 150+
24-10-0		0-0-0	1-1-0		OVERALL		1-0-0		0-0-0		22-10-0
12-5-0		0-0-0	0-0-0		HOME		1-0-0		0-0-0		11-5-0
11-5-0		0-0-0	1-1-0		AWAY		0-0-0		0-0-0		10-5-0
1-0-0		0-0-0	0-0-0		NEUTRAL		0-0-0		0-0-0		1-0-0
10-7-0		0-0-0	1-1-0		NON-CONFERENCE		1-0-0		0-0-0		8-7-0
5-3-0		0-0-0	0-0-0		HOME		1-0-0		0-0-0		4-3-0
4-5-0		0-0-0	1-0-		AWAY		0-0-0		0-0-0		3-4-0
1-0-0		0-0-0	0-0-0		NEUTRAL		0-0-0		0-0-0		1-0-0
14-3-0		0-0-0	0-0-0		CONFERENCE		0-0-0		0-0-0		14-3-0
7-2-0		0-0-0	0-0-0		HOME		0-0-0		0-0-0		7-2-0
7-1-0		0-0-0	0-0-0		AWAY		0-0-0		0-0-0		7-1-0
0-0-0		0-0-0	0-0-0		NEUTRAL		0-0-0		0-0-0		0-0-0
RPI S	Opponent	Score	RPI S	Opponent	Score	RPI S	Opponent	Score	RPI S	Opponent	Score
			29 A	Delaware	6 4	82 H	Towson	10 7	152 A	Charlotte	7 13
			29 A	Delaware	5 6				192 H	Saint Joseph's	1 8
									200 H	Niagara	11 16
									200 H	Niagara	8 1
									200 H	Niagara	10 13
									212 A	N.C. Central	1 5
									212 A	N.C. Central	9 6
									220 A	Winthrop	6 5
									220 A	Winthrop	5 0
									220 A	Winthrop	2 3
									244 H	Saint Peter's	5 1
									244 H	Saint Peter's	14 0
									244 H	Saint Peter's	4 0
									247 A	La Salle	7 8
									249 N	Army	6 5
									250 A	Navy	10 12
									263 A	Norfolk St.	9 7
									263 A	Norfolk St.	8 3
									263 A	Norfolk St.	6 5
									263 H	Norfolk St.	7 0
									263 H	Norfolk St.	3 5
									263 H	Norfolk St.	2 4
									276 A	Lehigh	10 8
			247 A	La Salle	7 8	192 H	Saint Joseph's	1 8	289 A	Coppin St.	7 0
			289 H	Coppin St.	6 0	263 H	Norfolk St.	7 0	289 A	Coppin St.	8 4
			289 H	Coppin St.	12 0	263 H	Norfolk St.	3 5	289 A	Coppin St.	3 1
			289 H	Coppin St.	10 2	263 H	Norfolk St.	2 4	289 H	Coppin St.	10 2
			276 A	Lehigh	10 8	82 H	Towson	10 7			

Non-Div. I Games:

Delaware St.



RPI	S	Opponent	Score	
289	H	Coppin St.	6	0
289	H	Coppin St.	12	0
297	H	UMES	9	4
297	H	UMES	12	0
297	H	UMES	17	5

Delaware St.

D  
e  
l  
a  
w  
a  
r  
e  
s  
t  
.

D  
e  
l  
a  
w  
a  
r  
e  
s  
t  
.



Average RPI Win: 167		WON-LOST RECORD		WINNING PCT. RANK		LAST 10 GAMES		STRENGTH OF SCHEDULE		OPP. STRENGTH OF SCHEDULE		TEAM RPI		ADJ RPI		CONF. RPI		ADJ CONF. RPI				
DIV. I ONLY		19-18-0		.51351 147		3-7-0		137		81		160		.49533 160		16		16				
DIV. I NON-CONF.		11-11-0		.5 133		1-3-0		88		138		136		.50562 135		17		17				
TOTALS		RPI 1-25		RPI 26-50		W-L RECORDS		RPI 51-100		RPI 101-150		RPI 150+										
19-18-0		1-3-0		1-5-0		OVERALL		3-1-0		4-4-0		11-6-0										
14-12-0		1-2-0		1-2-0		HOME		1-1-0		3-4-0		8-4-0										
5-6-0		0-1-0		0-3-0		AWAY		2-0-0		1-0-0		3-2-0										
0-0-0		0-0-0		0-0-0		NEUTRAL		0-0-0		0-0-0		0-0-0										
11-11-0		0-1-0		0-3-0		NON-CONFERENCE		3-1-0		4-4-0		5-3-0										
8-7-0		0-0-0		0-0-0		HOME		1-1-0		3-4-0		4-2-0										
4-5-0		0-1-0		0-0-		AWAY		2-0-0		1-0-0		1-1-0										
0-0-0		0-0-0		0-0-0		NEUTRAL		0-0-0		0-0-0		0-0-0										
8-7-0		1-2-0		1-2-0		CONFERENCE		0-0-0		0-0-0		6-3-0										
6-6-0		1-2-0		1-2-0		HOME		0-0-0		0-0-0		4-2-0										
2-1-0		0-0-0		0-0-0		AWAY		0-0-0		0-0-0		2-1-0										
0-0-0		0-0-0		0-0-0		NEUTRAL		0-0-0		0-0-0		0-0-0										
RPI	S	Opponent		Score		RPI	S	Opponent		Score		RPI	S	Opponent		Score						
17	A	Georgia Tech		1	9	33	H	FGCU		3	5	55	A	Auburn		9	2	113	H	Jacksonville St.	11	6
20	H	Mercer		5	4	33	H	FGCU		6	1	55	H	Auburn		3	8	113	H	Jacksonville St.	2	1
20	H	Mercer		3	4	33	H	FGCU		1	4	81	A	Ga. Southern		8	3	113	H	Jacksonville St.	9	3
20	H	Mercer		1	5	43	A	Middle Tenn.		1	6	81	H	Ga. Southern		5	0	129	H	Radford	2	4
						43	A	Middle Tenn.		1	11							129	H	Radford	2	3
						43	A	Middle Tenn.		2	5							129	H	Radford	3	5
																		138	A	Georgia	2	1
																		138	H	Georgia	1	2
																		154	A	Georgia St.	5	12
																		154	H	Georgia St.	2	3
																		178	H	Jacksonville	10	12
																		178	H	Jacksonville	0	4
																		178	H	Jacksonville	14	4
																		187	A	Stetson	4	0
																		187	A	Stetson	0	5
																		187	A	Stetson	4	0
																		204	H	Savannah St.	11	2
																		228	H	Evansville	4	3
																		228	H	Evansville	6	3
																		228	H	Evansville	3	8
																		269	A	Alabama St.	2	1
																		269	H	Alabama St.	6	2
																		279	H	Northern Ky.	15	4
																		279	H	Northern Ky.	14	4
																		279	H	Northern Ky.	12	1
				LAST 10 GAMES																		
				81	A	Ga. Southern		8	3	154	A	Georgia St.		5	12							
				154	H	Georgia St.		2	3	33	H	FGCU		1	4							
				178	H	Jacksonville		10	12	33	H	FGCU		3	5							
				178	H	Jacksonville		0	4	33	H	FGCU		6	1							
				178	H	Jacksonville		14	4	17	A	Georgia Tech		1	9							

Non-Div. I Games:

Kennesaw St.



Average RPI Win: 134		WON-LOST	WINNING	LAST 10	STRENGTH OF	OPP. STRENGTH	TEAM	ADJ	CONF.	ADJ CONF.					
Average RPI Loss: 77		RECORD	PCT. RANK	GAMES	SCHEDULE	OF SCHEDULE	RPI	RPI	RPI	RPI					
DIV. I ONLY		6-29-0	.17143	287	2-8-0	5	107	161	.49469	161	1	1			
DIV. I NON-CONF.		6-12-0	.33333	228	2-2-0	65	262	167	.49222	167	1	1			
<hr/>															
TOTALS		RPI 1-25		RPI 26-50		W-L RECORDS		RPI 51-100		RPI 101-150		RPI 150+			
6-29-0		0-14-0		0-0-0		OVERALL		2-6-0		2-5-0		2-5-0			
1-6-0		0-6-0		0-0-0		HOME		0-0-0		0-1-0		1-0-0			
4-17-0		0-8-0		0-0-0		AWAY		2-5-0		2-3-0		0-1-0			
1-6-0		0-0-0		0-0-0		NEUTRAL		0-1-0		0-1-0		1-4-0			
6-12-0		0-0-0		0-0-0		NON-CONFERENCE		2-3-0		2-5-0		2-5-0			
1-1-0		0-0-0		0-0-0		HOME		0-0-0		0-1-0		1-0-0			
4-6-0		0-0-0		0-0-		AWAY		2-2-0		2-3-0		0-1-0			
1-6-0		0-0-0		0-0-0		NEUTRAL		0-1-0		0-1-0		1-4-0			
0-17-0		0-14-0		0-0-0		CONFERENCE		0-3-0		0-0-0		0-0-0			
0-6-0		0-6-0		0-0-0		HOME		0-0-0		0-0-0		0-0-0			
0-11-0		0-8-0		0-0-0		AWAY		0-3-0		0-0-0		0-0-0			
0-0-0		0-0-0		0-0-0		NEUTRAL		0-0-0		0-0-0		0-0-0			
RPI	S	Opponent		Score	RPI	S	Opponent		Score	RPI	S	Opponent		Score	
3	A	North Carolina		0 11			58	A	Duke	0 13	114	A	Dartmouth		9 5
3	A	North Carolina		2 5			58	A	Duke	0 6	124	N	VCU		1 4
6	A	Florida St.		4 9			58	A	Duke	4 7	125	A	Northeastern		2 4
6	A	Florida St.		1 9			65	A	Elon	7 6	125	A	Northeastern		1 10
6	A	Florida St.		0 4			67	N	Illinois	2 5	137	A	South Fla.		10 4
17	A	Georgia Tech		1 9			76	A	Connecticut	7 4	137	A	South Fla.		4 9
17	A	Georgia Tech		3 11			95	A	East Carolina	1 2	141	H	Rhode Island		2 3
17	A	Georgia Tech		5 12			96	A	Bryant	2 13	153	N	Marist		3 9
18	H	Clemson		0 1							154	N	Georgia St.		4 5
18	H	Clemson		2 9							154	N	Georgia St.		6 7
18	H	Clemson		5 7							154	N	Georgia St.		2 0
19	H	North Carolina St.		2 6							256	H	Harvard		8 6
19	H	North Carolina St.		2 3							283	A	Massachusetts		6 11
19	H	North Carolina St.		5 6							288	N	Ohio		1 8
					LAST 10 GAMES										
					141	H	Rhode Island		2 3	114	A	Dartmouth		9 5	
					19	H	North Carolina St.		2 3	18	H	Clemson		0 1	
					19	H	North Carolina St.		5 6	18	H	Clemson		2 9	
					19	H	North Carolina St.		2 6	18	H	Clemson		5 7	
					283	A	Massachusetts		6 11	256	H	Harvard		8 6	

Non-Div. I Games:

Boston College



Average RPI Win: 186		WON-LOST RECORD	WINNING PCT. RANK	LAST 10 GAMES	STRENGTH OF SCHEDULE	OPP. STRENGTH OF SCHEDULE	TEAM RPI	ADJ RPI	CONF. RPI	ADJ CONF. RPI													
Average RPI Loss: 104																							
DIV. I ONLY		16-20-0	.44444	192	6-4-0	144	194	162	.49413	162	8	8											
DIV. I NON-CONF.		10-11-0	.47619	153	3-1-0	105	247	97	.52616	97	9	9											
<hr/>																							
TOTALS		RPI 1-25		RPI 26-50		W-L RECORDS		RPI 51-100		RPI 101-150		RPI 150+											
16-20-0		0-4-0		0-0-0		OVERALL		2-5-0		5-8-0		10-3-0											
9-4-0		0-0-0		0-0-0		HOME		0-3-0		2-1-0		7-0-0											
7-16-0		0-4-0		0-0-0		AWAY		2-2-0		3-7-0		3-3-0											
0-0-0		0-0-0		0-0-0		NEUTRAL		0-0-0		0-0-0		0-0-0											
10-11-0		0-4-0		0-0-0		NON-CONFERENCE		2-2-0		2-5-0		7-0-0											
4-0-0		0-0-0		0-0-0		HOME		0-0-0		0-0-0		4-0-0											
7-11-0		0-4-0		0-0-		AWAY		2-2-0		2-5-0		3-0-0											
0-0-0		0-0-0		0-0-0		NEUTRAL		0-0-0		0-0-0		0-0-0											
6-9-0		0-0-0		0-0-0		CONFERENCE		0-3-0		3-3-0		3-3-0											
5-4-0		0-0-0		0-0-0		HOME		0-3-0		2-1-0		3-0-0											
1-5-0		0-0-0		0-0-0		AWAY		0-0-0		1-2-0		0-3-0											
0-0-0		0-0-0		0-0-0		NEUTRAL		0-0-0		0-0-0		0-0-0											
RPI	S	Opponent		Score		RPI	S	Opponent		Score		RPI	S	Opponent		Score							
22	A	Oklahoma		4	10			82	H	Towson		3	15	108	H	Old Dominion		8	4				
22	A	Oklahoma		4	7			82	H	Towson		4	14	108	H	Old Dominion		5	1				
22	A	Oklahoma		10	11			82	H	Towson		8	14	108	H	Old Dominion		5	14				
22	A	Oklahoma		2	3			88	A	CSU Bakersfield		6	4	111	A	Western Caro.		6	7				
								88	A	CSU Bakersfield		3	7	111	A	Western Caro.		5	2				
								88	A	CSU Bakersfield		1	0	111	A	Western Caro.		2	6				
								88	A	CSU Bakersfield		1	5	125	A	Northeastern		1	9				
													125	A	Northeastern		1	4					
													125	A	Northeastern		9	2					
													127	A	Monmouth		1	5					
													141	A	Rhode Island		0	2					
													141	A	Rhode Island		1	11					
													141	A	Rhode Island		3	1					
													158	A	St. John's (NY)		4	2					
													175	A	Manhattan		6	3					
													175	H	Manhattan		12	3					
													193	A	James Madison		6	10					
													193	A	James Madison		11	12					
													193	A	James Madison		3	18					
													238	H	George Mason		6	3					
													238	H	George Mason		10	3					
													238	H	George Mason		14	9					
													284	A	Fordham		5	1					
													298	H	NYIT		8	4					
													298	H	NYIT		11	2					
													298	H	NYIT		7	2					
<hr/>																							
LAST 10 GAMES																							
						175	A	Manhattan		6	3	127	A	Monmouth		1	5	284	A	Fordham		5	1
						108	H	Old Dominion		5	14	125	A	Northeastern		1	9	298	H	NYIT		8	4
						108	H	Old Dominion		5	1	125	A	Northeastern		1	4	298	H	NYIT		11	2
						108	H	Old Dominion		8	4	125	A	Northeastern		9	2	298	H	NYIT		7	2
						158	A	St. John's (NY)		4	2	298	H	NYIT		11	2						

Non-Div. I Games: Farmingdale St. 6 2

Hofstra



Average RPI Win: 176		WON-LOST	WINNING	LAST 10	STRENGTH OF		OPP. STRENGTH	TEAM	ADJ	CONF.	ADJ CONF.
Average RPI Loss: 67		RECORD	PCT. RANK	GAMES	SCHEDULE		OF SCHEDULE	RPI	RPI	RPI	RPI
DIV. I ONLY		13-22-0	.37143	220	2-8-0		69	120	163	.49411	163
DIV. I NON-CONF.		8-15-0	.34783	225	1-3-0		52	98	150	.49897	150
TOTALS		RPI 1-25	RPI 26-50		W-L RECORDS		RPI 51-100		RPI 101-150		RPI 150+
13-22-0		0-9-0	1-3-0		OVERALL		4-8-0		1-0-0		7-4-0
7-8-0		0-2-0	0-0-0		HOME		2-4-0		0-0-0		5-4-0
6-14-0		0-7-0	1-3-0		AWAY		2-4-0		1-0-0		2-0-0
0-0-0		0-0-0	0-0-0		NEUTRAL		0-0-0		0-0-0		0-0-0
8-15-0		0-9-0	1-3-0		NON-CONFERENCE		2-1-0		1-0-0		4-4-0
4-7-0		0-2-0	0-0-0		HOME		2-1-0		0-0-0		2-4-0
4-10-0		0-7-0	1-0-		AWAY		0-0-0		1-0-0		2-0-0
0-0-0		0-0-0	0-0-0		NEUTRAL		0-0-0		0-0-0		0-0-0
5-7-0		0-0-0	0-0-0		CONFERENCE		2-7-0		0-0-0		3-0-0
3-3-0		0-0-0	0-0-0		HOME		0-3-0		0-0-0		3-0-0
2-4-0		0-0-0	0-0-0		AWAY		2-4-0		0-0-0		0-0-0
0-0-0		0-0-0	0-0-0		NEUTRAL		0-0-0		0-0-0		0-0-0
RPI S	Opponent	Score	RPI S	Opponent	Score	RPI S	Opponent	Score	RPI S	Opponent	Score
1 A	Oregon St.	5 7	41 A	UC Irvine	2 0	64 A	BYU	7 11	140 A	Washington	4 2
1 H	Oregon St.	1 5	41 A	UC Irvine	1 10	64 A	BYU	8 4	165 H	Utah Valley	1 3
5 A	Oregon	1 3	41 A	UC Irvine	1 3	64 A	BYU	6 7	165 H	Utah Valley	6 7
5 A	Oregon	1 5	41 A	UC Irvine	7 8	71 H	Gonzaga	1 4	165 H	Utah Valley	7 3
5 H	Oregon	1 4				71 H	Gonzaga	4 5	267 A	Seattle	6 4
8 A	Mississippi St.	1 2				71 H	Gonzaga	1 2	267 A	Seattle	13 6
8 A	Mississippi St.	1 16				74 H	UC Riverside	4 2	267 H	Seattle	3 9
8 A	Mississippi St.	1 7				74 H	UC Riverside	1 5	267 H	Seattle	4 8
8 A	Mississippi St.	0 6				74 H	UC Riverside	2 0	267 H	Seattle	1 0
						80 A	San Francisco	5 1	282 H	Santa Clara	2 1
						80 A	San Francisco	1 2	282 H	Santa Clara	7 6
						80 A	San Francisco	1 2	282 H	Santa Clara	10 3
LAST 10 GAMES											
1 H	Oregon St.	1 5	71 H	Gonzaga	1 2						
5 H	Oregon	1 4	71 H	Gonzaga	1 4						
64 A	BYU	6 7	71 H	Gonzaga	4 5						
64 A	BYU	7 11	267 A	Seattle	13 6						
64 A	BYU	8 4	1 A	Oregon St.	5 7						

Non-Div. I Games:

Portland



Average RPI Win:		238	WON-LOST RECORD		WINNING PCT. RANK		LAST 10 GAMES		STRENGTH OF SCHEDULE		OPP. STRENGTH OF SCHEDULE		TEAM RPI		ADJ RPI		CONF. RPI		ADJ CONF. RPI		
DIV. I ONLY			15-12-0		.55556 111		6-4-0		228		269		164		.49366 164		26		26		
DIV. I NON-CONF.			10-9-0		.52632 123		1-1-0		192		261		127		.50869 127		26		26		
TOTALS		RPI 1-25		RPI 26-50		W-L RECORDS		RPI 51-100		RPI 101-150		RPI 150+									
15-12-0		0-2-0		0-2-0		OVERALL		0-2-0		2-1-0		13-5-0									
2-2-0		0-0-0		0-0-0		HOME		0-0-0		0-0-0		2-2-0									
10-5-0		0-0-0		0-0-0		AWAY		0-2-0		2-1-0		8-2-0									
3-5-0		0-2-0		0-2-0		NEUTRAL		0-0-0		0-0-0		3-1-0									
10-9-0		0-2-0		0-2-0		NON-CONFERENCE		0-2-0		2-1-0		8-2-0									
0-0-0		0-0-0		0-0-0		HOME		0-0-0		0-0-0		0-0-0									
7-4-0		0-0-0		0-0-		AWAY		0-2-0		2-1-0		5-1-0									
3-5-0		0-2-0		0-2-0		NEUTRAL		0-0-0		0-0-0		3-1-0									
5-3-0		0-0-0		0-0-0		CONFERENCE		0-0-0		0-0-0		5-3-0									
2-2-0		0-0-0		0-0-0		HOME		0-0-0		0-0-0		2-2-0									
3-1-0		0-0-0		0-0-0		AWAY		0-0-0		0-0-0		3-1-0									
0-0-0		0-0-0		0-0-0		NEUTRAL		0-0-0		0-0-0		0-0-0									
RPI	S	Opponent		Score		RPI	S	Opponent		Score		RPI	S	Opponent		Score					
20	N	Mercer		2	10	40	N	Ohio St.		2	5	53	A	Indiana St.		4	5				
20	N	Mercer		3	4	40	N	Ohio St.		2	10	85	A	Minnesota		1	5				
												122	A	Saint Louis		5	3				
												122	A	Saint Louis		3	0				
												122	A	Saint Louis		6	11				
												206	H	North Dakota St.		1	3				
												206	H	North Dakota St.		2	3				
												206	H	North Dakota St.		3	0				
												206	H	North Dakota St.		5	4				
												227	A	Northern Colo.		5	1				
												227	A	Northern Colo.		11	8				
												227	A	Northern Colo.		12	13				
												251	A	Oakland		10	3				
												251	A	Oakland		3	0				
												261	N	St. Bonaventure		10	5				
												261	N	St. Bonaventure		12	7				
												273	A	IPFW		14	11				
273	A	IPFW		0	1																
286	A	Alcorn		18	4																
286	A	Alcorn		10	2																
295	A	Mississippi Val.		6	4																
295	N	Mississippi Val.		3	4																
295	N	Mississippi Val.		12	2																
LAST 10 GAMES						LAST 10 GAMES						LAST 10 GAMES									
251 A Oakland						3	0	206 H North Dakota St.						5	4						
251 A Oakland						10	3	206 H North Dakota St.						1	3						
273 A IPFW						0	1	206 H North Dakota St.						2	3						
273 A IPFW						14	11	227 A Northern Colo.						12	13						
206 H North Dakota St.						3	0	227 A Northern Colo.						11	8						

Non-Div. I Games: Waldorf 5 0 Waldorf 3 0

South Dakota St.



Average RPI Win:	190	WON-LOST RECORD	WINNING PCT. RANK	LAST 10 GAMES	STRENGTH OF SCHEDULE	OPP. STRENGTH OF SCHEDULE	TEAM RPI	ADJ RPI	CONF. RPI	ADJ CONF. RPI		
DIV. I ONLY		14-20-0	.41176	206	5-5-0	147	177	165	.49329	165	31	31
DIV. I NON-CONF.		9-17-0	.34615	227	0-2-0	131	90	168	.49128	168	30	31
<hr/>												
TOTALS	RPI 1-25	RPI 26-50		W-L RECORDS		RPI 51-100		RPI 101-150		RPI 150+		
14-20-0	0-1-0	0-0-0		OVERALL		2-8-0		1-6-0		11-6-0		
4-3-0	0-0-0	0-0-0		HOME		0-0-0		0-1-0		4-3-0		
9-14-0	0-0-0	0-0-0		AWAY		1-6-0		1-5-0		7-3-0		
1-3-0	0-1-0	0-0-0		NEUTRAL		1-2-0		0-0-0		0-0-0		
9-17-0	0-1-0	0-0-0		NON-CONFERENCE		2-8-0		1-6-0		6-3-0		
2-2-0	0-0-0	0-0-0		HOME		0-0-0		0-1-0		2-1-0		
6-13-0	0-0-0	0-0-		AWAY		1-6-0		1-5-0		4-2-0		
1-3-0	0-1-0	0-0-0		NEUTRAL		1-2-0		0-0-0		0-0-0		
5-3-0	0-0-0	0-0-0		CONFERENCE		0-0-0		0-0-0		5-3-0		
2-2-0	0-0-0	0-0-0		HOME		0-0-0		0-0-0		2-2-0		
3-1-0	0-0-0	0-0-0		AWAY		0-0-0		0-0-0		3-1-0		
0-0-0	0-0-0	0-0-0		NEUTRAL		0-0-0		0-0-0		0-0-0		
RPI	S	Opponent	Score	RPI	S	Opponent	Score	RPI	S	Opponent	Score	
1	N	Oregon St.	2 5					64	A	BYU	0 8	
								71	N	Gonzaga	6 2	
								71	N	Gonzaga	4 6	
								73	A	Arizona	3 1	
								73	A	Arizona	5 14	
								74	N	UC Riverside	7 8	
								97	A	Cal St. Northridge	2 8	
								97	A	Cal St. Northridge	4 5	
								97	A	Cal St. Northridge	3 4	
								97	A	Cal St. Northridge	1 3	

Non-Div. I Games:

Utah Valley



Average RPI Win: 201		WON-LOST	WINNING	LAST 10	STRENGTH OF		OPP. STRENGTH	TEAM	ADJ	CONF.	ADJ CONF.
Average RPI Loss: 76		RECORD	PCT. RANK	GAMES	SCHEDULE		OF SCHEDULE	RPI	RPI	RPI	RPI
DIV. I ONLY		15-20-0	.42857	199	5-5-0		88	111	166	.49268	166
DIV. I NON-CONF.		6-16-0	.27273	254	1-2-0		29	14	196	.47806	195
TOTALS		RPI 1-25	RPI 26-50		W-L RECORDS		RPI 51-100		RPI 101-150		RPI 150+
15-20-0		0-5-0	0-3-0		OVERALL		2-5-0		4-5-0		10-2-0
13-6-0		0-0-0	0-1-0		HOME		2-3-0		4-1-0		8-1-0
2-14-0		0-5-0	0-2-0		AWAY		0-2-0		0-4-0		2-1-0
0-0-0		0-0-0	0-0-0		NEUTRAL		0-0-0		0-0-0		0-0-0
6-16-0		0-5-0	0-3-0		NON-CONFERENCE		2-5-0		3-2-0		2-1-0
7-6-0		0-0-0	0-1-0		HOME		2-3-0		3-1-0		2-1-0
0-10-0		0-5-0	0-0-		AWAY		0-2-0		0-1-0		0-0-0
0-0-0		0-0-0	0-0-0		NEUTRAL		0-0-0		0-0-0		0-0-0
9-4-0		0-0-0	0-0-0		CONFERENCE		0-0-0		1-3-0		8-1-0
7-0-0		0-0-0	0-0-0		HOME		0-0-0		1-0-0		6-0-0
2-4-0		0-0-0	0-0-0		AWAY		0-0-0		0-3-0		2-1-0
0-0-0		0-0-0	0-0-0		NEUTRAL		0-0-0		0-0-0		0-0-0
RPI S	Opponent	Score	RPI S	Opponent	Score	RPI S	Opponent	Score	RPI S	Opponent	Score
1 A	Oregon St.	4 16	46 A	Texas	3 5	60 H	Houston	0 1	107 A	Sacramento St.	2 3
1 A	Oregon St.	3 6	46 A	Texas	5 12	60 H	Houston	2 4	107 A	Sacramento St.	5 7
1 A	Oregon St.	4 6	47 H	Sam Houston St.	9 10	60 H	Houston	6 1	107 A	Sacramento St.	0 1
5 A	Oregon	3 4				62 A	Baylor	3 6	128 H	Tulane	2 0
5 A	Oregon	4 10				62 H	Baylor	3 0	130 A	A&M-Corpus Christi	3 7
						72 A	Rice	3 4	130 H	A&M-Corpus Christi	5 3
						78 H	Missouri St.	2 3	130 H	A&M-Corpus Christi	7 1
									130 H	A&M-Corpus Christi	7 23
									143 H	UTSA	6 0
									179 A	New Mexico St.	6 12
									179 A	New Mexico St.	10 3
									179 A	New Mexico St.	12 7
									267 H	Seattle	4 2
									267 H	Seattle	7 5
									267 H	Seattle	6 4
									279 H	Northern Ky.	11 7
									279 H	Northern Ky.	13 0
									279 H	Northern Ky.	5 6
									280 H	Louisiana Tech	1 0
									280 H	Louisiana Tech	9 5
									280 H	Louisiana Tech	13 6
LAST 10 GAMES											
			62 H	Baylor	3 0				107 A	Sacramento St.	0 1
			280 H	Louisiana Tech	13 6				107 A	Sacramento St.	5 7
			280 H	Louisiana Tech	9 5				107 A	Sacramento St.	2 3
			280 H	Louisiana Tech	1 0				72 A	Rice	3 4
			46 A	Texas	5 12				267 H	Seattle	6 4

Non-Div. I Games:

Texas St.



Longwood

Longwood



RPI	S	Opponent	Score	
260	H	Fairfield	0	4
260	H	Fairfield	1	6
260	H	Fairfield	12	4
263	H	Norfolk St.	17	4

Longwood

L  
o  
n  
g  
w  
o  
o  
d

L  
o  
n  
g  
w  
o  
o  
d



Average RPI Win: 225		WON-LOST RECORD		WINNING PCT. RANK		LAST 10 GAMES		STRENGTH OF SCHEDULE		OPP. STRENGTH OF SCHEDULE		TEAM RPI		ADJ RPI		CONF. RPI		ADJ CONF. RPI	
DIV. I ONLY		13-15-1		.46552 180		7-2-1		195		283		168		.49244 168		23		23	
DIV. I NON-CONF.		5-8-1		.39286 201		2-0-1		94		286		138		.50428 138		19		19	
TOTALS		RPI 1-25		RPI 26-50		W-L RECORDS		RPI 51-100		RPI 101-150		RPI 150+							
13-15-1		0-3-0		0-0-0		OVERALL		0-0-0		1-4-0		13-8-1							
3-0-0		0-0-0		0-0-0		HOME		0-0-0		0-0-0		3-0-0							
10-13-1		0-3-0		0-0-0		AWAY		0-0-0		1-2-0		10-8-1							
0-2-0		0-0-0		0-0-0		NEUTRAL		0-0-0		0-2-0		0-0-0							
5-8-1		0-3-0		0-0-0		NON-CONFERENCE		0-0-0		0-2-0		6-3-1							
0-0-0		0-0-0		0-0-0		HOME		0-0-0		0-0-0		0-0-0							
6-6-1		0-3-0		0-0-		AWAY		0-0-0		0-0-0		6-3-1							
0-2-0		0-0-0		0-0-0		NEUTRAL		0-0-0		0-2-0		0-0-0							
8-7-0		0-0-0		0-0-0		CONFERENCE		0-0-0		1-2-0		7-5-0							
3-0-0		0-0-0		0-0-0		HOME		0-0-0		0-0-0		3-0-0							
5-7-0		0-0-0		0-0-0		AWAY		0-0-0		1-2-0		4-5-0							
0-0-0		0-0-0		0-0-0		NEUTRAL		0-0-0		0-0-0		0-0-0							
RPI	S	Opponent		Score		RPI	S	Opponent		Score		RPI	S	Opponent		Score			
21	A	South Carolina		3	8							139	N	Canisius		2	8		
21	A	South Carolina		1	14							139	N	Canisius		4	12		
21	A	South Carolina		4	6							148	A	Maine		7	6		
												148	A	Maine		4	7		
												148	A	Maine		1	4		
												153	A	Marist		6	6		
												153	A	Marist		5	4		
												158	A	St. John's (NY)		8	6		
												170	A	Binghamton		1	4		
												170	A	Binghamton		5	3		
												170	A	Binghamton		3	4		
												189	A	Cornell		4	5		
												189	A	Cornell		4	1		
												195	A	UNC Greensboro		8	5		
												195	A	UNC Greensboro		0	9		
												195	A	UNC Greensboro		8	9		
												237	A	Hartford		5	15		
												237	A	Hartford		9	6		
												237	A	Hartford		1	3		
												254	H	Stony Brook		4	3		
												254	H	Stony Brook		9	6		
												254	H	Stony Brook		5	4		
												270	A	UMBC		5	2		
												270	A	UMBC		13	1		
												270	A	UMBC		3	4		
												298	A	NYIT		2	0		
												298	A	NYIT		3	2		
LAST 10 GAMES																			
158	A	St. John's (NY)		8	6	153	A	Marist		5	4	270	A	UMBC					
170	A	Binghamton		1	4	254	H	Stony Brook		4	3	270	A	UMBC					
170	A	Binghamton		5	3	254	H	Stony Brook		9	6	270	A	UMBC					
170	A	Binghamton		3	4	254	H	Stony Brook		5	4	298	A	NYIT					
153	A	Marist		6	6	148	A	Maine		7	6	298	A	NYIT					

Non-Div. I Games:

Albany (NY)



Average RPI Win:	191	WON-LOST RECORD	WINNING PCT. RANK	LAST 10 GAMES	STRENGTH OF SCHEDULE	OPP. STRENGTH OF SCHEDULE	TEAM RPI	ADJ RPI	CONF. RPI	ADJ CONF. RPI		
DIV. I ONLY		21-16-0	.56757	100	5-5-0	230	68	169	.49226	169	15	15
DIV. I NON-CONF.		14-14-0	.5	133	0-4-0	261	55	219	.46744	219	15	15
<hr/>												
TOTALS	RPI 1-25	RPI 26-50		W-L RECORDS		RPI 51-100		RPI 101-150		RPI 150+		
21-16-0	0-2-0	0-1-0		OVERALL		2-6-0		5-4-0		14-4-0		
12-8-0	0-2-0	0-0-0		HOME		2-5-0		3-1-0		7-1-0		
6-8-0	0-0-0	0-1-0		AWAY		0-1-0		1-3-0		5-3-0		
3-0-0	0-0-0	0-0-0		NEUTRAL		0-0-0		1-0-0		2-0-0		
14-14-0	0-2-0	0-1-0		NON-CONFERENCE		0-5-0		3-3-0		11-4-0		
8-7-0	0-2-0	0-0-0		HOME		0-4-0		1-0-0		7-1-0		
3-8-0	0-0-0	0-0-		AWAY		0-1-0		1-3-0		2-3-0		
3-0-0	0-0-0	0-0-0		NEUTRAL		0-0-0		1-0-0		2-0-0		
7-2-0	0-0-0	0-0-0		CONFERENCE		2-1-0		2-1-0		3-0-0		
4-2-0	0-0-0	0-0-0		HOME		2-1-0		2-1-0		0-0-0		
3-0-0	0-0-0	0-0-0		AWAY		0-0-0		0-0-0		3-0-0		
0-0-0	0-0-0	0-0-0		NEUTRAL		0-0-0		0-0-0		0-0-0		
<hr/>												
RPI S	Opponent	Score	RPI S	Opponent	Score	RPI S	Opponent	Score	RPI S	Opponent	Score	
9 H	Arizona St.	2 4	44 A	Central Ark.	3 6	52 A	Kansas St.	6 7	117 H	Illinois St.	3 7	
9 H	Arizona St.	3 4				52 H	Kansas St.	1 4	117 H	Illinois St.	4 3	
						53 H	Indiana St.	4 1	117 H	Illinois St.	12 2	
						53 H	Indiana St.	5 7	131 A	Long Beach St.	1 3	
						53 H	Indiana St.	11 3	131 A	Long Beach St.	4 5	
						58 H	Pittsburgh	4 6	131 A	Long Beach St.	1 4	
						58 H	Pittsburgh	8 10	144 A	Oral Roberts	5 4	
						58 H	Pittsburgh	3 11	144 H	Oral Roberts	8 1	
									145 N	Iowa	5 3	
									171 A	Hawaii	1 6	
									171 A	Hawaii	3 7	
									171 A	Hawaii	6 2	
									171 A	Hawaii	0 7	
									202 A	UALR	9 5	
									223 A	Bradley	10 6	
									223 A	Bradley	4 0	
									223 A	Bradley	18 8	
									224 H	Neb. Omaha	5 3	
									236 H	North Dakota	9 3	
									236 H	North Dakota	6 1	
									243 H	Air Force	3 2	
									243 H	Air Force	4 1	
									246 N	Western Ill.	11 3	
									248 H	Tex.-Pan American	5 7	
									248 H	Tex.-Pan American	15 8	
									248 H	Tex.-Pan American	8 1	
									264 N	New Orleans	5 1	
<hr/>												
LAST 10 GAMES												
	52 H	Kansas St.	1	4		53 H	Indiana St.	5	7			
	223 A	Bradley	18	8		53 H	Indiana St.	11	3			
	223 A	Bradley	10	6		53 H	Indiana St.	4	1			
	223 A	Bradley	4	0		9 H	Arizona St.	2	4			
	52 A	Kansas St.	6	7		9 H	Arizona St.	3	4			

**Non-Div. I Games:**

Wichita St.



Average RPI Win: 209		WON-LOST	WINNING	LAST 10	STRENGTH OF		OPP. STRENGTH	TEAM	ADJ	CONF.	ADJ CONF.
Average RPI Loss: 200		RECORD	PCT. RANK	GAMES	SCHEDULE		OF SCHEDULE	RPI	RPI	RPI	RPI
DIV. I ONLY		16-12-0	.57143	94	5-5-0		287	180	170	.4922	170
DIV. I NON-CONF.		9-5-0	.64286	72	1-1-0		279	80	98	.52554	98
TOTALS		RPI 1-25	RPI 26-50		W-L RECORDS		RPI 51-100		RPI 101-150		RPI 150+
16-12-0	0-0-0	0-0-0		OVERALL		0-0-0		2-4-0		15-9-0	
2-1-0	0-0-0	0-0-0		HOME		0-0-0		0-0-0		2-2-0	
14-11-0	0-0-0	0-0-0		AWAY		0-0-0		2-4-0		13-6-0	
0-0-0	0-0-0	0-0-0		NEUTRAL		0-0-0		0-0-0		0-0-0	
9-5-0	0-0-0	0-0-0		NON-CONFERENCE		0-0-0		2-2-0		8-4-0	
0-1-0	0-0-0	0-0-0		HOME		0-0-0		0-0-0		0-1-0	
10-5-0	0-0-0	0-0-		AWAY		0-0-0		2-2-0		8-3-0	
0-0-0	0-0-0	0-0-0		NEUTRAL		0-0-0		0-0-0		0-0-0	
7-7-0	0-0-0	0-0-0		CONFERENCE		0-0-0		0-2-0		7-5-0	
2-1-0	0-0-0	0-0-0		HOME		0-0-0		0-0-0		2-1-0	
5-6-0	0-0-0	0-0-0		AWAY		0-0-0		0-2-0		5-4-0	
0-0-0	0-0-0	0-0-0		NEUTRAL		0-0-0		0-0-0		0-0-0	
RPI S	Opponent	Score	RPI S	Opponent	Score	RPI S	Opponent	Score	RPI S	Opponent	Score
									135 A	VMI	9 7
									135 A	VMI	4 6
									135 A	VMI	11 6
									135 A	VMI	2 3
									148 A	Maine	2 3
									148 A	Maine	2 5
									153 A	Marist	11 9
									168 H	Albany (NY)	4 1
									168 H	Albany (NY)	3 5
									168 H	Albany (NY)	4 3
									191 A	Bucknell	1 3
									191 A	Bucknell	5 4
									193 A	James Madison	1 14
									193 A	James Madison	5 1
									193 A	James Madison	1 9
									193 A	James Madison	8 4
									237 A	Hartford	3 4
									237 A	Hartford	3 2
									237 A	Hartford	3 1
									242 A	N.C. A&T	13 0
									242 A	N.C. A&T	9 4
									242 A	N.C. A&T	9 6
									242 A	N.C. A&T	10 4
									254 A	Stony Brook	10 7
									254 A	Stony Brook	1 4
									254 A	Stony Brook	8 1
									261 H	St. Bonaventure	2 4
LAST 10 GAMES											
						261 H	St. Bonaventure	2 4	148 A	Maine	2 3
						153 A	Marist	11 9	148 A	Maine	2 5
						168 H	Albany (NY)	4 1	237 A	Hartford	3 4
						168 H	Albany (NY)	3 5	237 A	Hartford	3 2
						168 H	Albany (NY)	4 3	237 A	Hartford	3 1

Non-Div. I Games:

Binghamton



RPI	S	Opponent	Score	
270	A	UMBC	4	7
270	A	UMBC	17	11
270	A	UMBC	0	2

Binghamton

B  
i  
n  
g  
h  
a  
m  
t  
o  
n

B  
i  
n  
g  
h  
a  
m  
t  
o  
n



H  
a  
w  
a  
i  
i

Hawaii

Hawaii



Average RPI Win:		212	WON-LOST RECORD		WINNING PCT. RANK		LAST 10 GAMES		STRENGTH OF SCHEDULE		OPP. STRENGTH OF SCHEDULE		TEAM RPI		ADJ RPI		CONF. RPI		ADJ CONF. RPI				
Average RPI Loss:		161																					
DIV. I ONLY			18-14-0		.5625 104		5-5-0		265		209		172		.49149 172		20		20				
DIV. I NON-CONF.			10-10-0		.5 133		0-2-0		257		218		164		.49453 164		18		18				
TOTALS		RPI 1-25		RPI 26-50		W-L RECORDS		RPI 51-100		RPI 101-150		RPI 150+											
18-14-0		0-1-0		0-0-0		OVERALL		0-0-0		2-7-0		16-8-0											
4-2-0		0-0-0		0-0-0		HOME		0-0-0		0-0-0		4-2-0											
11-11-0		0-1-0		0-0-0		AWAY		0-0-0		2-7-0		9-5-0											
3-1-0		0-0-0		0-0-0		NEUTRAL		0-0-0		0-0-0		3-1-0											
10-10-0		0-1-0		0-0-0		NON-CONFERENCE		0-0-0		2-7-0		8-4-0											
0-0-0		0-0-0		0-0-0		HOME		0-0-0		0-0-0		0-0-0											
7-11-0		0-1-0		0-0-		AWAY		0-0-0		2-7-0		5-3-0											
3-1-0		0-0-0		0-0-0		NEUTRAL		0-0-0		0-0-0		3-1-0											
8-4-0		0-0-0		0-0-0		CONFERENCE		0-0-0		0-0-0		8-4-0											
4-2-0		0-0-0		0-0-0		HOME		0-0-0		0-0-0		4-2-0											
4-2-0		0-0-0		0-0-0		AWAY		0-0-0		0-0-0		4-2-0											
0-0-0		0-0-0		0-0-0		NEUTRAL		0-0-0		0-0-0		0-0-0											
RPI	S	Opponent		Score		RPI	S	Opponent		Score		RPI	S	Opponent		Score							
2	A	Vanderbilt		2	4									101	A	Memphis		4	7				
														101	A	Memphis		1	9				
														101	A	Memphis		9	8				
														120	A	Belmont		2	9				
														135	A	VMI		4	6				
														135	A	VMI		10	3				
														139	A	Canisius		5	7				
														139	A	Canisius		1	2				
														139	A	Canisius		5	6				
														167	A	Longwood		2	5				
														167	A	Longwood		3	2				
														167	A	Longwood		11	4				
														181	H	Central Mich.		5	4				
														181	H	Central Mich.		7	0				
														181	H	Central Mich.		3	4				
														199	A	Eastern Mich.		7	4				
														199	A	Eastern Mich.		4	0				
														199	A	Eastern Mich.		2	9				
														203	H	Toledo		0	6				
														203	H	Toledo		6	3				
														203	H	Toledo		3	1				
						LAST 10 GAMES								219	A	Western Mich.		10	3				
						139	A	Canisius		1	2	203	H	Toledo		0	6	219	A	Western Mich.		7	5
						139	A	Canisius		5	7	203	H	Toledo		3	1	219	A	Western Mich.		3	4
						199	A	Eastern Mich.		4	0	203	H	Toledo		6	3	242	A	N.C. A&T		10	6
						199	A	Eastern Mich.		2	9	219	A	Western Mich.		3	4	242	A	N.C. A&T		5	6
						199	A	Eastern Mich.		7	4	219	A	Western Mich.		7	5	242	A	N.C. A&T		3	6

Non-Div. I Games:

Buffalo



RPI	S	Opponent	Score	
251	N	Oakland	3	8
251	N	Oakland	8	4
274	A	Dayton	8	5
274	A	Dayton	4	0
297	N	UMES	6	3
297	N	UMES	9	6

Buffalo

B  
u  
f  
f  
a  
l  
o

B  
u  
f  
f  
a  
l  
o



Average RPI Win:	177	WON-LOST	WINNING	LAST 10	STRENGTH OF	OPP. STRENGTH	TEAM	ADJ	CONF.	ADJ CONF.		
Average RPI Loss:	134	RECORD	PCT. RANK	GAMES	SCHEDULE	OF SCHEDULE	RPI	RPI	RPI	RPI		
DIV. I ONLY		20-16-0	.55556	111	4-6-0	222	122	173	.49115	173	18	18
DIV. I NON-CONF.		13-11-0	.54167	120	1-2-0	209	42	155	.49813	155	20	20
<hr/>												
TOTALS	RPI 1-25	RPI 26-50		W-L RECORDS		RPI 51-100		RPI 101-150		RPI 150+		
20-16-0	0-0-0	2-2-0		OVERALL		1-4-0		8-6-0		9-5-0		
11-8-0	0-0-0	2-1-0		HOME		0-3-0		3-3-0		6-2-0		
9-8-0	0-0-0	0-1-0		AWAY		1-1-0		5-3-0		3-3-0		
0-0-0	0-0-0	0-0-0		NEUTRAL		0-0-0		0-0-0		0-0-0		
<hr/>												
13-11-0	0-0-0	2-2-0		NON-CONFERENCE		1-4-0		6-5-0		4-1-0		
7-7-0	0-0-0	2-1-0		HOME		0-3-0		1-2-0		4-1-0		
6-5-0	0-0-0	0-0-		AWAY		1-1-0		5-3-0		0-0-0		
0-0-0	0-0-0	0-0-0		NEUTRAL		0-0-0		0-0-0		0-0-0		
<hr/>												
7-5-0	0-0-0	0-0-0		CONFERENCE		0-0-0		2-1-0		5-4-0		
4-2-0	0-0-0	0-0-0		HOME		0-0-0		2-1-0		2-1-0		
3-3-0	0-0-0	0-0-0		AWAY		0-0-0		0-0-0		3-3-0		
0-0-0	0-0-0	0-0-0		NEUTRAL		0-0-0		0-0-0		0-0-0		
<hr/>												
RPI	S	Opponent	Score	RPI	S	Opponent	Score	RPI	S	Opponent	Score	
				34	A	Texas A&M	0 2	62	A	Baylor	1 6	
				47	H	Sam Houston St.	8 12	72	A	Rice	6 4	
				47	H	Sam Houston St.	18 4	89	H	Creighton	6 15	
				47	H	Sam Houston St.	8 7	89	H	Creighton	9 11	
								89	H	Creighton	1 3	
								126	A	TCU	5 4	
								126	H	TCU	1 6	
								130	A	A&M-Corpus Christi	3 6	
								130	A	A&M-Corpus Christi	1 5	
								130	A	A&M-Corpus Christi	10 11	
								144	A	Oral Roberts	4 2	
								144	A	Oral Roberts	8 3	
								144	A	Oral Roberts	13 6	
								150	A	Stephen F. Austin	5 3	
								150	H	Stephen F. Austin	3 8	
								179	A	New Mexico St.	5 7	
								179	A	New Mexico St.	12 10	
								179	A	New Mexico St.	5 16	
								194	H	Texas Southern	4 6	
								194	H	Texas Southern	6 5	
								267	H	Seattle	8 4	
								267	H	Seattle	9 4	
								267	H	Seattle	2 7	
				LAST 10 GAMES								
				150	H	Stephen F. Austin	3 8	179	A	New Mexico St.	12 10	
				267	H	Seattle	9 4	179	A	New Mexico St.	5 7	
				267	H	Seattle	2 7	179	A	New Mexico St.	5 16	
				267	H	Seattle	8 4	62	A	Baylor	1 6	
				103	H	Texas Tech	10 9	107	H	Sacramento St.	7 11	
								275	A	San Jose St.	6 1	
								275	A	San Jose St.	1 8	
								275	A	San Jose St.	13 3	
								295	H	Mississippi Val.	8 1	
								295	H	Mississippi Val.	18 1	

**Non-Div. I Games:**

Dallas Baptist



RPI	S	Opponent	Score	
295	H	Mississippi Val.	24	3

Dallas Baptist

D  
a  
l  
l  
a  
s  
B  
a  
p  
t  
i  
s  
t

D  
a  
l  
l  
a  
s  
B  
a  
p  
t  
i  
s  
t



Average RPI Win: 140		WON-LOST	WINNING	LAST 10	STRENGTH OF		OPP. STRENGTH	TEAM	ADJ	CONF.	ADJ CONF.
Average RPI Loss: 104		RECORD	PCT. RANK	GAMES	SCHEDULE		OF SCHEDULE	RPI	RPI	RPI	RPI
DIV. I ONLY		14-22-0	.38889	215	4-6-0		97	63	174	.49081	174
DIV. I NON-CONF.		10-11-0	.47619	153	1-2-0		205	50	181	.48442	180
TOTALS		RPI 1-25	RPI 26-50		W-L RECORDS		RPI 51-100		RPI 101-150		RPI 150+
14-22-0		0-2-0	4-8-0		OVERALL		2-3-0		2-3-0		6-7-0
9-8-0		0-2-0	3-3-0		HOME		1-1-0		1-1-0		4-2-0
5-14-0		0-0-0	1-5-0		AWAY		1-2-0		1-2-0		2-5-0
0-0-0		0-0-0	0-0-0		NEUTRAL		0-0-0		0-0-0		0-0-0
10-11-0		0-2-0	1-2-0		NON-CONFERENCE		1-1-0		2-3-0		6-4-0
6-6-0		0-2-0	0-0-0		HOME		1-1-0		1-1-0		4-2-0
4-6-0		0-0-0	1-0-		AWAY		0-0-0		1-2-0		2-2-0
0-0-0		0-0-0	0-0-0		NEUTRAL		0-0-0		0-0-0		0-0-0
4-11-0		0-0-0	3-6-0		CONFERENCE		1-2-0		0-0-0		0-3-0
3-3-0		0-0-0	3-3-0		HOME		0-0-0		0-0-0		0-0-0
1-8-0		0-0-0	0-3-0		AWAY		1-2-0		0-0-0		0-3-0
0-0-0		0-0-0	0-0-0		NEUTRAL		0-0-0		0-0-0		0-0-0
RPI S	Opponent	Score	RPI S	Opponent	Score	RPI S	Opponent	Score	RPI S	Opponent	Score
14 H	Ole Miss	3 8	35 A	La.-Lafayette	2 3	61 H	Wake Forest	4 11	101 A	Memphis	1 3
14 H	Ole Miss	4 10	35 A	La.-Lafayette	2 5	61 H	Wake Forest	9 0	101 A	Memphis	5 3
			35 A	La.-Lafayette	2 9	100 A	FIU	4 9	101 A	Memphis	2 4
			47 A	Sam Houston St.	2 4	100 A	FIU	7 11	108 H	Southern Miss.	6 5
			47 A	Sam Houston St.	3 7	100 A	FIU	7 4	128 H	Tulane	2 5
			47 A	Sam Houston St.	2 1				183 A	Northwestern St.	4 2
			48 H	Fla. Atlantic	8 4				183 A	Northwestern St.	5 4
			48 H	Fla. Atlantic	6 8				183 H	Northwestern St.	3 4
			48 H	Fla. Atlantic	8 5				183 H	Northwestern St.	5 7
			49 H	Troy	0 10				196 A	McNeese St.	2 6
			49 H	Troy	4 2				196 H	McNeese St.	17 8
			49 H	Troy	6 10				202 A	UALR	2 3
									202 A	UALR	3 11
									202 A	UALR	3 13
									268 A	Grambling	0 4
									268 H	Grambling	3 2
									286 H	Alcorn	7 3
									286 H	Alcorn	12 0
LAST 10 GAMES											
128 H	Tulane	2 5	48 H	Fla. Atlantic	8 4						
100 A	FIU	7 11	48 H	Fla. Atlantic	8 5						
100 A	FIU	4 9	48 H	Fla. Atlantic	6 8						
100 A	FIU	7 4	268 H	Grambling	3 2						
196 A	McNeese St.	2 6	202 A	UALR	3 13						

Non-Div. I Games:

La.-Monroe



Average RPI Win:	210	WON-LOST RECORD	WINNING PCT. RANK	LAST 10 GAMES	STRENGTH OF SCHEDULE	OPP. STRENGTH OF SCHEDULE	TEAM RPI	ADJ RPI	CONF. RPI	ADJ CONF. RPI		
DIV. I ONLY		15-17-0	.46875	176	6-4-0	210	204	175	.48958	175	22	22
DIV. I NON-CONF.		9-11-0	.45	175	3-1-0	150	145	114	.51608	114	23	23
<hr/>												
TOTALS	RPI 1-25	RPI 26-50		W-L RECORDS		RPI 51-100		RPI 101-150		RPI 150+		
15-17-0	0-0-0	2-4-0		OVERALL		1-7-0		0-0-0		13-7-0		
4-3-0	0-0-0	0-0-0		HOME		1-2-0		0-0-0		3-2-0		
7-14-0	0-0-0	2-4-0		AWAY		0-5-0		0-0-0		6-5-0		
4-0-0	0-0-0	0-0-0		NEUTRAL		0-0-0		0-0-0		4-0-0		
9-11-0	0-0-0	2-4-0		NON-CONFERENCE		0-5-0		0-0-0		8-3-0		
1-1-0	0-0-0	0-0-0		HOME		0-0-0		0-0-0		1-1-0		
5-11-0	0-0-0	2-0-		AWAY		0-5-0		0-0-0		3-2-0		
4-0-0	0-0-0	0-0-0		NEUTRAL		0-0-0		0-0-0		4-0-0		
6-6-0	0-0-0	0-0-0		CONFERENCE		1-2-0		0-0-0		5-4-0		
3-3-0	0-0-0	0-0-0		HOME		1-2-0		0-0-0		2-1-0		
3-3-0	0-0-0	0-0-0		AWAY		0-0-0		0-0-0		3-3-0		
0-0-0	0-0-0	0-0-0		NEUTRAL		0-0-0		0-0-0		0-0-0		
RPI	S	Opponent	Score	RPI	S	Opponent	Score	RPI	S	Opponent	Score	
33	A	FGCU	2 6	58	A	Pittsburgh	5 6	153	H	Marist	2 0	
33	A	FGCU	6 5	58	A	Pittsburgh	3 9	153	H	Marist	1 16	
33	A	FGCU	0 1	92	H	Rider	5 6	153	H	Marist	3 2	
33	A	FGCU	0 3	92	H	Rider	3 6	155	A	Columbia	3 6	
36	A	Seton Hall	2 1	92	H	Rider	3 1	155	A	Columbia	4 0	
36	A	Seton Hall	7 17	100	A	FIU	7 8	162	A	Hofstra	3 12	
				100	A	FIU	6 18	162	H	Hofstra	3 6	
				100	A	FIU	4 14	200	A	Niagara	5 7	
								200	A	Niagara	0 7	
								200	A	Niagara	1 2	
								249	A	Army	4 3	
								252	N	Youngstown St.	7 5	
								252	N	Youngstown St.	6 1	
								254	A	Stony Brook	9 5	
								283	N	Massachusetts	7 1	
								283	N	Massachusetts	2 1	
								284	H	Fordham	5 4	
								294	A	Iona	5 4	
								294	A	Iona	4 3	
								294	A	Iona	2 0	
LAST 10 GAMES												
249	A	Army	4 3	254	A	Stony Brook	9 5					
162	H	Hofstra	3 6	153	H	Marist	2 0					
92	H	Rider	5 6	153	H	Marist	1 16					
92	H	Rider	3 6	153	H	Marist	3 2					
92	H	Rider	3 1	284	H	Fordham	5 4					

Non-Div. I Games:

Manhattan



Average RPI Win: 181		WON-LOST RECORD	WINNING PCT. RANK	LAST 10 GAMES	STRENGTH OF SCHEDULE	OPP. STRENGTH OF SCHEDULE	TEAM RPI	ADJ RPI		CONF. RPI	ADJ CONF. RPI												
Average RPI Loss: 84																							
DIV. I ONLY		19-18-0	.51351	147	4-6-0	188	75	176	.48932	176	13	13											
DIV. I NON-CONF.		11-8-0	.57895	101	1-3-0	269	83	209	.47157	209	11	10											
<hr/>																							
TOTALS		RPI 1-25		RPI 26-50		W-L RECORDS		RPI 51-100		RPI 101-150		RPI 150+											
19-18-0		0-2-0		0-3-0		OVERALL		2-8-0		4-4-0		13-2-0											
13-8-0		0-0-0		0-2-0		HOME		1-6-0		1-0-0		11-1-0											
5-9-0		0-2-0		0-1-0		AWAY		1-2-0		3-4-0		1-0-0											
1-1-0		0-0-0		0-0-0		NEUTRAL		0-0-0		0-0-0		1-1-0											
11-8-0		0-2-0		0-3-0		NON-CONFERENCE		0-1-0		1-1-0		10-2-0											
9-4-0		0-0-0		0-2-0		HOME		0-1-0		1-0-0		8-1-0											
1-4-0		0-2-0		0-0-		AWAY		0-0-0		0-1-0		1-0-0											
1-1-0		0-0-0		0-0-0		NEUTRAL		0-0-0		0-0-0		1-1-0											
8-10-0		0-0-0		0-0-0		CONFERENCE		2-7-0		3-3-0		3-0-0											
4-5-0		0-0-0		0-0-0		HOME		1-5-0		0-0-0		3-0-0											
4-5-0		0-0-0		0-0-0		AWAY		1-2-0		3-3-0		0-0-0											
0-0-0		0-0-0		0-0-0		NEUTRAL		0-0-0		0-0-0		0-0-0											
RPI	S	Opponent		Score		RPI	S	Opponent		Score		RPI	S	Opponent		Score							
8	A	Mississippi St.		1	8	39	A	Alabama		4	5	55	H	Auburn		2	6	106	A	Furman		16	6
8	A	Mississippi St.		2	8	39	H	Alabama		7	15	56	H	Col. of Charleston		7	13	106	A	Furman		9	1
						49	H	Troy		4	15	56	H	Col. of Charleston		7	9	106	A	Furman		9	4
												56	H	Col. of Charleston		0	10	111	A	Western Caro.		7	21
												81	H	Ga. Southern		3	6	111	A	Western Caro.		8	9
												81	H	Ga. Southern		6	2	111	A	Western Caro.		2	5
												81	H	Ga. Southern		14	18	113	A	Jacksonville St.		11	12
												93	A	Citadel		1	2	113	H	Jacksonville St.		12	2
												93	A	Citadel		3	12	177	H	UAB		11	4
												93	A	Citadel		14	8	182	H	Purdue		4	1
																		182	H	Purdue		13	6
																		182	H	Purdue		8	0
																		182	N	Purdue		6	3
																		182	N	Purdue		4	9
																		197	H	Wofford		3	2
																		197	H	Wofford		3	2
																		197	H	Wofford		8	4
																		252	H	Youngstown St.		4	6
																		252	H	Youngstown St.		13	0
																		252	H	Youngstown St.		17	3
																		252	H	Youngstown St.		5	3
																		293	A	Alabama A&M		7	6
																		293	H	Alabama A&M		12	1
<hr/>																							
LAST 10 GAMES																							
						55	H	Auburn		2	6	177	H	UAB		11	4						
						111	A	Western Caro.		2	5	197	H	Wofford			4						
						111	A	Western Caro.		7	21	197	H	Wofford			2						
						111	A	Western Caro.		8	9	197	H	Wofford			2						
						49	H	Troy		4	15	113	A	Jacksonville St.		11	12						

Non-Div. I Games:

Samford



Average RPI Win: 143		WON-LOST RECORD	WINNING PCT. RANK	LAST 10 GAMES	STRENGTH OF SCHEDULE	OPP. STRENGTH OF SCHEDULE	TEAM RPI	ADJ RPI	CONF. RPI	ADJ CONF. RPI								
Average RPI Loss: 123																		
DIV. I ONLY		16-20-0	.44444	192	4-6-0	100	184	177	.48887	177	11	11						
DIV. I NON-CONF.		13-14-0	.48148	148	3-4-0	84	172	135	.50576	134	13	13						
<hr/>																		
TOTALS		RPI 1-25		RPI 26-50		W-L RECORDS		RPI 51-100		RPI 101-150		RPI 150+						
16-20-0		0-1-0		2-1-0		OVERALL		2-1-0		5-15-0		7-3-0						
10-9-0		0-0-0		0-0-0		HOME		2-1-0		4-7-0		4-1-0						
4-9-0		0-0-0		1-1-0		AWAY		0-0-0		1-7-0		2-2-0						
2-2-0		0-1-0		1-0-0		NEUTRAL		0-0-0		0-1-0		1-0-0						
13-14-0		0-1-0		2-1-0		NON-CONFERENCE		2-1-0		4-10-0		5-2-0						
9-4-0		0-0-0		0-0-0		HOME		2-1-0		3-2-0		4-1-0						
2-9-0		0-0-0		1-0-		AWAY		0-0-0		1-7-0		0-1-0						
2-2-0		0-1-0		1-0-0		NEUTRAL		0-0-0		0-1-0		1-0-0						
3-6-0		0-0-0		0-0-0		CONFERENCE		0-0-0		1-5-0		2-1-0						
1-5-0		0-0-0		0-0-0		HOME		0-0-0		1-5-0		0-0-0						
2-1-0		0-0-0		0-0-0		AWAY		0-0-0		0-0-0		2-1-0						
0-0-0		0-0-0		0-0-0		NEUTRAL		0-0-0		0-0-0		0-0-0						
RPI	S	Opponent		Score		RPI	S	Opponent		Score		RPI	S	Opponent		Score		
11	N	Indiana		3	12	39	A	Alabama		4	7	66	H	Xavier		4	3	
						39	N	Alabama		1	0	66	H	Xavier		4	12	
						49	A	Troy		9	3	66	H	Xavier		4	2	
														101	H	Memphis	3	6
														101	H	Memphis	1	7
														101	H	Memphis	9	8
														112	A	Arkansas St.	1	8
														112	A	Arkansas St.	1	2
														112	A	Arkansas St.	4	2
														113	A	Jacksonville St.	2	8
														113	A	Jacksonville St.	0	7
														113	H	Jacksonville St.	8	2
														113	H	Jacksonville St.	4	7
														114	N	Dartmouth	0	4
														138	A	Georgia	2	14
														138	A	Georgia	2	13
														138	A	Georgia	2	6
														146	H	Southern Ill.	4	5
														146	H	Southern Ill.	1	0
														146	H	Southern Ill.	3	1
														147	H	UCF	0	8
														147	H	UCF	1	6
														147	H	UCF	10	12
														176	A	Samford	4	11
														192	H	Saint Joseph's	2	1
														192	H	Saint Joseph's	11	3
														204	H	Savannah St.	7	1
														204	H	Savannah St.	1	5
														204	H	Savannah St.	12	3
														204	H	Savannah St.	1	5
														207	A	Marshall	12	4
<hr/>																		
LAST 10 GAMES																		
						39	A	Alabama		4	7	176	A	Samford		4	11	
						101	H	Memphis		9	8	204	H	Savannah St.		7	1	
						101	H	Memphis		1	7	204	H	Savannah St.		1	5	
						101	H	Memphis		3	6	204	H	Savannah St.		12	3	
						113	A	Jacksonville St.		2	8	113	H	Jacksonville St.		8	2	

Non-Div. I Games:

UAB



RPI	S	Opponent	Score	
207	A	Marshall	1	3
207	A	Marshall	10	6
239	N	Valparaiso	1	0

UAB

U  
A  
B

U  
A  
B



Average RPI Win: 145		WON-LOST	WINNING	LAST 10	STRENGTH OF		OPP. STRENGTH	TEAM	ADJ	CONF.	ADJ CONF.
Average RPI Loss: 103		RECORD	PCT. RANK	GAMES	SCHEDULE		OF SCHEDULE	RPI	RPI	RPI	RPI
DIV. I ONLY		13-23-0	.36111	227	4-6-0		37	89	178	.48837	178
DIV. I NON-CONF.		7-17-0	.29167	245	0-2-0		62	41	224	.46374	224
TOTALS		RPI 1-25	RPI 26-50		W-L RECORDS		RPI 51-100		RPI 101-150		RPI 150+
13-23-0		1-5-0	0-0-0		OVERALL		1-7-0		6-7-0		5-4-0
9-15-0		0-1-0	0-0-0		HOME		1-5-0		5-6-0		3-3-0
4-8-0		1-4-0	0-0-0		AWAY		0-2-0		1-1-0		2-1-0
0-0-0		0-0-0	0-0-0		NEUTRAL		0-0-0		0-0-0		0-0-0
7-17-0		0-3-0	0-0-0		NON-CONFERENCE		1-7-0		6-7-0		0-0-0
6-12-0		0-1-0	0-0-0		HOME		1-5-0		5-6-0		0-0-0
1-5-0		0-2-0	0-0-		AWAY		0-2-0		1-1-0		0-0-0
0-0-0		0-0-0	0-0-0		NEUTRAL		0-0-0		0-0-0		0-0-0
6-6-0		1-2-0	0-0-0		CONFERENCE		0-0-0		0-0-0		5-4-0
3-3-0		0-0-0	0-0-0		HOME		0-0-0		0-0-0		3-3-0
3-3-0		1-2-0	0-0-0		AWAY		0-0-0		0-0-0		2-1-0
0-0-0		0-0-0	0-0-0		NEUTRAL		0-0-0		0-0-0		0-0-0
RPI S	Opponent	Score	RPI S	Opponent	Score	RPI S	Opponent	Score	RPI S	Opponent	Score
6 A	Florida St.	7 9				56 H	Col. of Charleston	5 12	126 H	TCU	0 10
12 A	Florida	6 7				81 A	Ga. Southern	4 11	126 H	TCU	5 3
12 H	Florida	5 8				81 H	Ga. Southern	4 8	126 H	TCU	0 13
20 A	Mercer	5 2				95 H	East Carolina	4 6	129 H	Radford	5 11
20 A	Mercer	5 13				95 H	East Carolina	3 2	129 H	Radford	2 1
20 A	Mercer	1 6				95 H	East Carolina	9 16	129 H	Radford	4 7
						99 A	Bethune-Cookman	2 3	134 H	Richmond	9 8
						99 H	Bethune-Cookman	3 5	134 H	Richmond	3 8
									134 H	Richmond	5 4
									147 A	UCF	4 0
									147 A	UCF	2 5
									147 H	UCF	4 6
									147 H	UCF	7 5
									160 A	Kennesaw St.	4 0
									160 A	Kennesaw St.	4 14
									160 A	Kennesaw St.	12 10
									187 H	Stetson	9 7
									187 H	Stetson	1 8
									187 H	Stetson	8 9
									225 H	USC Upstate	3 0
									225 H	USC Upstate	7 19
									225 H	USC Upstate	6 4
			LAST 10 GAMES								
			160 A	Kennesaw St.	12 10	187 H	Stetson	8 9			
			160 A	Kennesaw St.	4 0	187 H	Stetson	9 7			
			160 A	Kennesaw St.	4 14	81 H	Ga. Southern	4 8			
			99 H	Bethune-Cookman	3 5	20 A	Mercer	5 2			
			187 H	Stetson	1 8	20 A	Mercer	1 6			

Non-Div. I Games:

Jacksonville



Average RPI Win:		194	WON-LOST RECORD		WINNING PCT. RANK	LAST 10 GAMES	STRENGTH OF SCHEDULE		OPP. STRENGTH OF SCHEDULE	TEAM RPI	ADJ RPI	CONF. RPI	ADJ CONF. RPI
Average RPI Loss:		90											
DIV. I ONLY		19-17-0			.52778 131	5-5-0	172		152	179	.48715 179	18	18
DIV. I NON-CONF.		14-10-0			.58333 99	1-0-0	227		154	166	.49233 166	20	20
TOTALS		RPI 1-25	RPI 26-50		W-L RECORDS		RPI 51-100		RPI 101-150		RPI 150+		
19-17-0		0-4-0	0-0-0		OVERALL		3-6-0		4-4-0		12-3-0		
16-7-0		0-0-0	0-0-0		HOME		1-0-0		4-4-0		11-3-0		
2-9-0		0-4-0	0-0-0		AWAY		2-5-0		0-0-0		0-0-0		
1-1-0		0-0-0	0-0-0		NEUTRAL		0-1-0		0-0-0		1-0-0		
14-10-0		0-4-0	0-0-0		NON-CONFERENCE		2-4-0		3-2-0		9-0-0		
12-2-0		0-0-0	0-0-0		HOME		1-0-0		3-2-0		8-0-0		
1-7-0		0-4-0	0-0-		AWAY		1-3-0		0-0-0		0-0-0		
1-1-0		0-0-0	0-0-0		NEUTRAL		0-1-0		0-0-0		1-0-0		
5-7-0		0-0-0	0-0-0		CONFERENCE		1-2-0		1-2-0		3-3-0		
4-5-0		0-0-0	0-0-0		HOME		0-0-0		1-2-0		3-3-0		
1-2-0		0-0-0	0-0-0		AWAY		1-2-0		0-0-0		0-0-0		
0-0-0		0-0-0	0-0-0		NEUTRAL		0-0-0		0-0-0		0-0-0		
RPI S	Opponent	Score	RPI S	Opponent	Score	RPI S	Opponent	Score	RPI S	Opponent	Score		
19 A	North Carolina St.	2 9				61 A	Wake Forest	4 0	103 H	Texas Tech	7 6		
19 A	North Carolina St.	3 8				61 A	Wake Forest	1 14	107 H	Sacramento St.	5 4		
22 A	Oklahoma	0 8				61 A	Wake Forest	1 6	107 H	Sacramento St.	4 16		
22 A	Oklahoma	2 3				67 N	Illinois	2 3	107 H	Sacramento St.	4 6		
						88 A	CSU Bakersfield	5 4	133 H	Milwaukee	16 8		
						88 A	CSU Bakersfield	0 4	133 H	Milwaukee	8 13		
						88 A	CSU Bakersfield	2 13	133 H	Milwaukee	4 3		
						95 A	East Carolina	1 5	133 H	Milwaukee	0 11		
						98 H	New Mexico	10 5	166 H	Texas St.	3 10		
									166 H	Texas St.	7 12		
									166 H	Texas St.	12 6		
									173 H	Dallas Baptist	16 5		
									173 H	Dallas Baptist	10 12		
									173 H	Dallas Baptist	7 5		
									247 H	La Salle	4 2		
									247 H	La Salle	12 11		
									247 H	La Salle	8 2		
									247 H	La Salle	18 8		
									288 N	Ohio	7 0		
									293 H	Alabama A&M	24 4		
									293 H	Alabama A&M	5 3		
									293 H	Alabama A&M	20 6		
									293 H	Alabama A&M	30 3		
			LAST 10 GAMES										
			107 H	Sacramento St.	4 6	173 H	Dallas Baptist	16 5					
			107 H	Sacramento St.	4 16	98 H	New Mexico	10 5					
			107 H	Sacramento St.	5 4	88 A	CSU Bakersfield	5 4					
			173 H	Dallas Baptist	10 12	88 A	CSU Bakersfield	2 13					
			173 H	Dallas Baptist	7 5	88 A	CSU Bakersfield	0 4					

Non-Div. I Games:

New Mexico St.



Average RPI Win: 198		WON-LOST	WINNING	LAST 10	STRENGTH OF		OPP. STRENGTH	TEAM	ADJ	CONF.	ADJ CONF.
Average RPI Loss: 112		RECORD	PCT. RANK	GAMES	SCHEDULE		OF SCHEDULE	RPI	RPI	RPI	RPI
DIV. I ONLY		14-18-0	.4375	197	4-6-0		152	189	180	.48697	180
DIV. I NON-CONF.		7-13-0	.35	221	2-2-0		45	208	152	.4988	152
TOTALS		RPI 1-25	RPI 26-50		W-L RECORDS		RPI 51-100		RPI 101-150		RPI 150+
14-18-0		0-5-0	1-1-0		OVERALL		0-4-0		2-2-0		13-6-0
3-4-0		0-1-0	0-0-0		HOME		0-3-0		0-0-0		4-0-0
4-9-0		0-4-0	0-1-0		AWAY		0-0-0		0-2-0		5-2-0
7-5-0		0-0-0	1-0-0		NEUTRAL		0-1-0		2-0-0		4-4-0
7-13-0		0-5-0	1-1-0		NON-CONFERENCE		0-1-0		2-2-0		6-4-0
1-1-0		0-1-0	0-0-0		HOME		0-0-0		0-0-0		1-0-0
1-7-0		0-4-0	0-0-		AWAY		0-0-0		0-2-0		1-0-0
7-5-0		0-0-0	1-0-0		NEUTRAL		0-1-0		2-0-0		4-4-0
7-5-0		0-0-0	0-0-0		CONFERENCE		0-3-0		0-0-0		7-2-0
3-3-0		0-0-0	0-0-0		HOME		0-3-0		0-0-0		3-0-0
4-2-0		0-0-0	0-0-0		AWAY		0-0-0		0-0-0		4-2-0
0-0-0		0-0-0	0-0-0		NEUTRAL		0-0-0		0-0-0		0-0-0
RPI S	Opponent	Score	RPI S	Opponent	Score	RPI S	Opponent	Score	RPI S	Opponent	Score
11 A	Indiana	1 15	26 N	Michigan St.	8 6	66 N	Xavier	6 7	106 A	Furman	5 6
11 H	Indiana	2 11	40 A	Ohio St.	0 1	90 H	Kent St.	0 9	106 A	Furman	5 6
20 A	Mercer	6 9				90 H	Kent St.	2 13	111 N	Western Caro.	3 2
20 A	Mercer	5 11				90 H	Kent St.	1 2	117 N	Illinois St.	4 2
20 A	Mercer	0 11							188 N	Northwestern	1 8
									199 H	Eastern Mich.	4 0
									199 H	Eastern Mich.	13 6
									199 H	Eastern Mich.	6 4
									203 A	Toledo	4 1
									203 A	Toledo	13 4
									203 A	Toledo	2 10
									206 N	North Dakota St.	18 1
									229 A	Akron	2 1
									229 A	Akron	7 2
									229 A	Akron	9 10
									230 A	Eastern Ky.	19 2
									230 H	Eastern Ky.	6 5
									232 N	Wright St.	2 10
									239 N	Valparaiso	6 9
									249 N	Army	7 13
									250 N	Navy	6 0
									260 N	Fairfield	12 3
									277 N	LIU Brooklyn	8 1
			LAST 10 GAMES								
230 H	Eastern Ky.	6 5	66 N	Xavier	6 7	232 N	Wright St.	2 10			
230 A	Eastern Ky.	19 2	229 A	Akron	9 10						
90 H	Kent St.	2 13	229 A	Akron	2 1						
90 H	Kent St.	0 9	229 A	Akron	7 2						
90 H	Kent St.	1 2									

Non-Div. I Games:

Miami (OH)



Average RPI Win: 182		WON-LOST	WINNING	LAST 10	STRENGTH OF		OPP. STRENGTH	TEAM	ADJ	CONF.	ADJ CONF.
Average RPI Loss: 128		RECORD	PCT. RANK	GAMES	SCHEDULE		OF SCHEDULE	RPI	RPI	RPI	RPI
DIV. I ONLY		15-19-0	.44118	196	0-0-0		163	226	181	.48696	181
DIV. I NON-CONF.		10-12-0	.45455	170	0-0-0		110	160	111	.51701	111
TOTALS		RPI 1-25	RPI 26-50		W-L RECORDS		RPI 51-100		RPI 101-150		RPI 150+
15-19-0	0-0-0	1-5-0		OVERALL		2-4-0		1-1-0		11-9-0	
3-4-0	0-0-0	0-0-0		HOME		0-0-0		0-0-0		3-4-0	
7-11-0	0-0-0	1-4-0		AWAY		2-2-0		0-1-0		4-3-0	
5-4-0	0-0-0	0-1-0		NEUTRAL		0-1-0		1-0-0		4-2-0	
10-12-0	0-0-0	1-5-0		NON-CONFERENCE		2-4-0		1-1-0		6-2-0	
1-0-0	0-0-0	0-0-0		HOME		0-0-0		0-0-0		1-0-0	
4-8-0	0-0-0	1-0-		AWAY		2-3-0		0-1-0		1-0-0	
5-4-0	0-0-0	0-1-0		NEUTRAL		0-1-0		1-0-0		4-2-0	
5-7-0	0-0-0	0-0-0		CONFERENCE		0-0-0		0-0-0		5-7-0	
2-4-0	0-0-0	0-0-0		HOME		0-0-0		0-0-0		2-4-0	
3-3-0	0-0-0	0-0-0		AWAY		0-0-0		0-0-0		3-3-0	
0-0-0	0-0-0	0-0-0		NEUTRAL		0-0-0		0-0-0		0-0-0	
RPI S	Opponent	Score	RPI S	Opponent	Score	RPI S	Opponent	Score	RPI S	Opponent	Score
26 A	Michigan St.	2 4	76 N	Connecticut	2 6	115 N	West Virginia	4 1			
35 A	La.-Lafayette	3 5	77 A	Western Ky.	6 12	136 A	Michigan	0 7			
35 A	La.-Lafayette	10 2	77 A	Western Ky.	4 2	172 A	Buffalo	0 7			
35 A	La.-Lafayette	6 12	77 A	Western Ky.	2 4	172 A	Buffalo	4 3			
35 A	La.-Lafayette	4 5	99 A	Bethune-Cookman	5 10	172 A	Buffalo	4 5			
40 N	Ohio St.	1 8	99 A	Bethune-Cookman	11 1	184 H	Northern Ill.	6 3			
						184 H	Northern Ill.	3 5			
						184 H	Northern Ill.	2 7			
						187 A	Stetson	6 5			
						207 N	Marshall	4 6			
						207 N	Marshall	9 7			
						207 N	Marshall	7 3			
						207 N	Marshall	10 8			
						213 H	Bowling Green	5 3			
						213 H	Bowling Green	0 1			
						213 H	Bowling Green	5 9			
						216 N	Georgetown	3 4			
						241 A	Ball St.	6 3			
						241 A	Ball St.	1 6			
						241 A	Ball St.	19 2			
						251 H	Oakland	7 4			
						296 N	Chicago St.	6 0			
LAST 10 GAMES											
241 A	Ball St.	6 3	184 H	Northern Ill.	2 7						
241 A	Ball St.	1 6	184 H	Northern Ill.	6 3						
241 A	Ball St.	19 2	136 A	Michigan	0 7						
251 H	Oakland	7 4	26 A	Michigan St.	2 4						
184 H	Northern Ill.	3 5	213 H	Bowling Green	5 9						

Non-Div. I Games: Calvin 10 0

Central Mich.



Purdue				Through Games Of April 14, 2013									
Average RPI Win: 194		WON-LOST	WINNING	LAST 10	STRENGTH OF		OPP. STRENGTH	TEAM	ADJ		CONF.	ADJ CONF.	
Average RPI Loss: 105		RECORD	PCT. RANK	GAMES	SCHEDULE		OF SCHEDULE	RPI	RPI		RPI	RPI	
DIV. I ONLY		11-22-0	.33333	242	2-8-0		92	185	182	.48391	182	6	6
DIV. I NON-CONF.		7-14-0	.33333	228	0-3-0		76	179	159	.49655	159	5	5
TOTALS		RPI 1-25	RPI 26-50		W-L RECORDS		RPI 51-100		RPI 101-150		RPI 150+		
11-22-0		0-4-0	0-3-0		OVERALL		2-5-0		0-1-0		9-9-0		
1-7-0		0-0-0	0-3-0		HOME		0-1-0		0-0-0		1-3-0		
7-12-0		0-3-0	0-0-0		AWAY		0-4-0		0-0-0		7-5-0		
3-3-0		0-1-0	0-0-0		NEUTRAL		2-0-0		0-1-0		1-1-0		
7-14-0		0-4-0	0-0-0		NON-CONFERENCE		2-2-0		0-1-0		5-7-0		
0-2-0		0-0-0	0-0-0		HOME		0-1-0		0-0-0		0-1-0		
4-9-0		0-3-0	0-0-		AWAY		0-1-0		0-0-0		4-5-0		
3-3-0		0-1-0	0-0-0		NEUTRAL		2-0-0		0-1-0		1-1-0		
4-8-0		0-0-0	0-3-0		CONFERENCE		0-3-0		0-0-0		4-2-0		
1-5-0		0-0-0	0-3-0		HOME		0-0-0		0-0-0		1-2-0		
3-3-0		0-0-0	0-0-0		AWAY		0-3-0		0-0-0		3-0-0		
0-0-0		0-0-0	0-0-0		NEUTRAL		0-0-0		0-0-0		0-0-0		
RPI S	Opponent	Score	RPI S	Opponent	Score	RPI S	Opponent	Score	RPI S	Opponent	Score		
8 A	Mississippi St.	2 3	40 H	Ohio St.	1 10	53 A	Indiana St.	5 10	137 N	South Fla.	2 20		
8 A	Mississippi St.	6 7	40 H	Ohio St.	0 7	53 H	Indiana St.	3 4	157 H	Butler	4 8		
24 A	Louisville	1 3	40 H	Ohio St.	3 8	67 A	Illinois	6 17	176 A	Samford	0 8		
24 N	Louisville	4 9				67 A	Illinois	12 17	176 A	Samford	1 4		
						67 A	Illinois	4 6	176 A	Samford	6 13		
						76 N	Connecticut	5 3	176 N	Samford	9 4		
						76 N	Connecticut	11 8	176 N	Samford	3 6		
									188 H	Northwestern	6 10		
									188 H	Northwestern	4 13		
									188 H	Northwestern	13 4		
									209 A	Ill.-Chicago	2 9		
									209 A	Ill.-Chicago	17 10		
									228 A	Evansville	4 3		
									228 A	Evansville	1 15		
									228 A	Evansville	4 1		
									235 A	Penn St.	5 4		
									235 A	Penn St.	6 1		
									235 A	Penn St.	7 5		
									253 A	Cincinnati	7 4		
			LAST 10 GAMES										
			67 A	Illinois	6 17	188 H	Northwestern	6 10					
			67 A	Illinois	4 6	188 H	Northwestern	13 4					
			67 A	Illinois	12 17	53 H	Indiana St.	3 4					
			53 A	Indiana St.	5 10	157 H	Butler	4 8					
			188 H	Northwestern	4 13	235 A	Penn St.	7 5					

Non-Div. I Games:

Purdue



Average RPI Win:	184	WON-LOST RECORD	WINNING PCT. RANK	LAST 10 GAMES		STRENGTH OF SCHEDULE	OPP. STRENGTH OF SCHEDULE	TEAM RPI	ADJ RPI	CONF. RPI	ADJ CONF. RPI
DIV. I ONLY		11-25-0	.30556 260	2-7-0		32	196	183	.48382 183	10	10
DIV. I NON-CONF.		9-15-0	.375 209	0-1-0		71	164	163	.49477 163	12	12
TOTALS	RPI 1-25		RPI 26-50	W-L RECORDS		RPI 51-100		RPI 101-150		RPI 150+	
11-25-0	0-4-0		1-5-0	OVERALL		1-5-0		2-5-0		7-7-0	
6-8-0	0-0-0		1-2-0	HOME		0-3-0		0-0-0		5-4-0	
4-15-0	0-4-0		0-3-0	AWAY		0-0-0		2-5-0		2-3-0	
1-2-0	0-0-0		0-0-0	NEUTRAL		1-2-0		0-0-0		0-0-0	
9-15-0	0-4-0		0-3-0	NON-CONFERENCE		1-2-0		1-3-0		7-4-0	
5-4-0	0-0-0		0-0-0	HOME		0-0-0		0-0-0		5-4-0	
3-10-0	0-4-0		0-0-	AWAY		0-0-0		1-3-0		2-0-0	
1-2-0	0-0-0		0-0-0	NEUTRAL		1-2-0		0-0-0		0-0-0	
2-10-0	0-0-0		1-2-0	CONFERENCE		0-3-0		1-2-0		0-3-0	
1-5-0	0-0-0		1-2-0	HOME		0-3-0		0-0-0		0-0-0	
1-5-0	0-0-0		0-0-0	AWAY		0-0-0		1-2-0		0-3-0	
0-0-0	0-0-0		0-0-0	NEUTRAL		0-0-0		0-0-0		0-0-0	
RPI S Opponent	Score	RPI S Opponent	Score	RPI S Opponent	Score	RPI S Opponent	Score	RPI S Opponent	Score		
4 A LSU	1 2	34 A Texas A&M	1 2	70 H Southeastern La.	4 7	126 A TCU	6 13				
22 A Oklahoma	3 8	34 A Texas A&M	5 9	70 H Southeastern La.	2 3	126 A TCU	2 9				
22 A Oklahoma	0 1	35 A La.-Lafayette	3 12	70 H Southeastern La.	2 3	128 A Tulane	5 1				
22 A Oklahoma	2 7	44 H Central Ark.	4 7	78 N Missouri St.	11 3	128 A Tulane	0 3				
		44 H Central Ark.	1 0	78 N Missouri St.	3 14	130 A A&M-Corpus Christi	2 12				
		44 H Central Ark.	1 2	78 N Missouri St.	0 5	130 A A&M-Corpus Christi	0 11				
						130 A A&M-Corpus Christi	12 1				
						174 A La.-Monroe	4 3				
						174 A La.-Monroe	7 5				
						174 H La.-Monroe	2 4				
						174 H La.-Monroe	4 5				
						196 A McNeese St.	5 11				
						196 A McNeese St.	4 5				
						196 A McNeese St.	5 8				
						248 H Tex.-Pan American	10 4				
						248 H Tex.-Pan American	1 4				
						248 H Tex.-Pan American	6 4				
						268 H Grambling	6 0				
						268 H Grambling	11 5				
						268 H Grambling	8 7				
						280 H Louisiana Tech	1 3				
		LAST 10 GAMES									
		280 H Louisiana Tech	1 3	44 H Central Ark.	1 2						
		130 A A&M-Corpus Christi	2 12	44 H Central Ark.	1 0						
		130 A A&M-Corpus Christi	0 11	196 A McNeese St.	4 5						
		130 A A&M-Corpus Christi	12 1	196 A McNeese St.	5 8						
		44 H Central Ark.	4 7	196 A McNeese St.	5 11						

**Non-Div. I Games:**

Northwestern St.



Average RPI Win:	183	WON-LOST RECORD	WINNING PCT. RANK	LAST 10 GAMES	STRENGTH OF SCHEDULE	OPP. STRENGTH OF SCHEDULE	TEAM RPI	ADJ RPI	CONF. RPI	ADJ CONF. RPI		
DIV. I ONLY		14-19-0	.42424	200	7-3-0	207	192	184	.48313	184	20	20
DIV. I NON-CONF.		5-16-0	.2381	264	1-2-0	128	233	231	.45616	231	18	18
TOTALS	RPI 1-25	RPI 26-50	W-L RECORDS		RPI 51-100	RPI 101-150	RPI 150+					
14-19-0	0-0-0	0-0-0	OVERALL		2-3-0	2-9-0	10-8-0					
4-0-0	0-0-0	0-0-0	HOME		0-0-0	1-0-0	3-1-0					
9-13-0	0-0-0	0-0-0	AWAY		1-0-0	1-7-0	7-6-0					
1-6-0	0-0-0	0-0-0	NEUTRAL		1-3-0	0-2-0	0-1-0					
5-16-0	0-0-0	0-0-0	NON-CONFERENCE		1-1-0	2-9-0	2-7-0					
1-1-0	0-0-0	0-0-0	HOME		0-0-0	1-0-0	0-1-0					
4-12-0	0-0-0	0-0-	AWAY		1-0-0	1-7-0	2-5-0					
0-4-0	0-0-0	0-0-0	NEUTRAL		0-1-0	0-2-0	0-1-0					
9-3-0	0-0-0	0-0-0	CONFERENCE		1-2-0	0-0-0	8-1-0					
3-0-0	0-0-0	0-0-0	HOME		0-0-0	0-0-0	3-0-0					
5-1-0	0-0-0	0-0-0	AWAY		0-0-0	0-0-0	5-1-0					
1-2-0	0-0-0	0-0-0	NEUTRAL		1-2-0	0-0-0	0-0-0					
RPI	S	Opponent	Score	RPI	S	Opponent	Score	RPI	S	Opponent	Score	
						64 N <b>BYU</b>	3 <b>5</b>			103 A <b>Texas Tech</b>	0 <b>8</b>	
						85 A <b>Minnesota</b>	2 1			103 A <b>Texas Tech</b>	0 <b>13</b>	
						90 N Kent St.	3 0			104 N <b>Utah</b>	1 <b>6</b>	
						90 N Kent St.	1 <b>13</b>			114 N <b>Dartmouth</b>	0 <b>1</b>	
						90 N Kent St.	2 <b>3</b>			117 A <b>Illinois St.</b>	3 <b>9</b>	
										120 A <b>Belmont</b>	8 2	
										120 A <b>Belmont</b>	3 <b>4</b>	
										133 H <b>Milwaukee</b>	10 6	
										146 A <b>Southern Ill.</b>	2 <b>4</b>	
										146 A <b>Southern Ill.</b>	2 <b>3</b>	
										146 A <b>Southern Ill.</b>	3 <b>8</b>	
										151 A <b>Nevada</b>	0 <b>13</b>	
										151 A <b>Nevada</b>	1 <b>3</b>	
										151 A <b>Nevada</b>	12 4	
										151 A <b>Nevada</b>	3 <b>7</b>	
										181 A <b>Central Mich.</b>	5 3	
										181 A <b>Central Mich.</b>	7 2	
										181 A <b>Central Mich.</b>	3 <b>6</b>	
										219 H <b>Western Mich.</b>	9 8	
										219 H <b>Western Mich.</b>	3 2	
										219 H <b>Western Mich.</b>	5 3	
						LAST 10 GAMES				223 H <b>Bradley</b>	0 <b>19</b>	
						223 H <b>Bradley</b>	0 <b>19</b>			226 A <b>Lipscomb</b>	8 <b>12</b>	
						219 H <b>Western Mich.</b>	9 8			227 N <b>Northern Colo.</b>	2 <b>3</b>	
						219 H <b>Western Mich.</b>	3 2			229 A <b>Akron</b>	4 3	
						219 H <b>Western Mich.</b>	5 3			229 A <b>Akron</b>	14 4	
						117 A <b>Illinois St.</b>	3 <b>9</b>			229 A <b>Akron</b>	2 1	

Non-Div. I Games:

Northern Ill.



RPI	S	Opponent	Score	
272	A	Murray St.	8	4
272	A	Murray St.	1	7

Northern Ill.

N  
o  
r  
t  
h  
e  
r  
n  
I  
l  
l  
.

N  
o  
r  
t  
h  
e  
r  
n  
I  
l  
l  
.



Average RPI Win:	180	WON-LOST RECORD	WINNING PCT. RANK	LAST 10 GAMES	STRENGTH OF SCHEDULE	OPP. STRENGTH OF SCHEDULE	TEAM RPI	ADJ RPI	CONF. RPI	ADJ CONF. RPI						
DIV. I ONLY		11-21-0	.34375	235	5-4-0	109	217	185	.47889	185	19	19				
DIV. I NON-CONF.		8-10-0	.44444	180	2-0-0	59	200	85	.53127	85	22	22				
<hr/>																
TOTALS	RPI 1-25	RPI 26-50		W-L RECORDS		RPI 51-100		RPI 101-150		RPI 150+						
11-21-0	0-1-0	0-2-0		OVERALL		2-3-0		4-8-0		5-7-0						
5-2-0	0-0-0	0-2-0		HOME		0-0-0		2-0-0		3-0-0						
5-16-0	0-1-0	0-0-0		AWAY		2-2-0		2-8-0		1-5-0						
1-3-0	0-0-0	0-0-0		NEUTRAL		0-1-0		0-0-0		1-2-0						
<hr/>																
8-10-0	0-1-0	0-0-0		NON-CONFERENCE		2-3-0		4-2-0		2-4-0						
2-0-0	0-0-0	0-0-0		HOME		0-0-0		2-0-0		0-0-0						
5-7-0	0-1-0	0-0-		AWAY		2-2-0		2-2-0		1-2-0						
1-3-0	0-0-0	0-0-0		NEUTRAL		0-1-0		0-0-0		1-2-0						
<hr/>																
3-11-0	0-0-0	0-2-0		CONFERENCE		0-0-0		0-6-0		3-3-0						
3-2-0	0-0-0	0-2-0		HOME		0-0-0		0-0-0		3-0-0						
0-9-0	0-0-0	0-0-0		AWAY		0-0-0		0-6-0		0-3-0						
0-0-0	0-0-0	0-0-0		NEUTRAL		0-0-0		0-0-0		0-0-0						
<hr/>																
RPI	S	Opponent	Score		RPI	S	Opponent	Score		RPI	S	Opponent	Score			
2	A	Vanderbilt	3	8	30	H	Austin Peay	2	5	55	A	Auburn	7	14		
					30	H	Austin Peay	3	11	55	A	Auburn	2	8		
										55	A	Auburn	11	10		
										67	A	Illinois	8	4		
										78	N	Missouri St.	4	5		
												108	A	Southern Miss.	3	6
												113	A	Jacksonville St.	1	2
												113	A	Jacksonville St.	2	5
												113	A	Jacksonville St.	2	3
												117	A	Illinois St.	7	2
												117	A	Illinois St.	3	18
												117	A	Illinois St.	9	5
												117	H	Illinois St.	20	2
												142	A	Tennessee Tech	2	5
												142	A	Tennessee Tech	5	6
												142	A	Tennessee Tech	5	20
												146	H	Southern Ill.	11	7
												194	N	Texas Southern	3	4
												194	N	Texas Southern	7	10
												228	A	Evansville	5	7
												259	A	Jackson St.	4	3
												259	A	Jackson St.	2	8
												265	A	SIU Edwardsville	2	6
												265	A	SIU Edwardsville	5	7
												265	A	SIU Edwardsville	0	6
												272	H	Murray St.	16	6
												272	H	Murray St.	15	8
												272	H	Murray St.	6	3
												286	N	Alcorn	2	0
<hr/>																
LAST 10 GAMES																
142 A Tennessee Tech					5	6	272 H Murray St.					15	8			
142 A Tennessee Tech					2	5	272 H Murray St.					6	3			
142 A Tennessee Tech					5	20	117 H Illinois St.					20	2			
67 A Illinois					8	4	113 A Jacksonville St.					1	2			
272 H Murray St.					16	6	113 A Jacksonville St.					2	5			

<b>Non-Div. I Games:</b>	<b>Illinois Col.</b>	<b>8</b>	<b>5</b>
--------------------------	----------------------	----------	----------

Eastern Ill.



[illegible]

**Non-Div. I Games:**

UNC Asheville



RPI	S	Opponent	Score
233	H	Temple	2 7

UNC Asheville



Average RPI Win: 173		WON-LOST RECORD		WINNING PCT. RANK		LAST 10 GAMES		STRENGTH OF SCHEDULE		OPP. STRENGTH OF SCHEDULE		TEAM RPI		ADJ RPI		CONF. RPI		ADJ CONF. RPI				
DIV. I ONLY		17-20-0		.45946 183		4-6-0		134		187		187		.47622 187		16		16				
DIV. I NON-CONF.		11-14-0		.44 182		0-4-0		179		215		241		.4485 240		17		17				
TOTALS		RPI 1-25		RPI 26-50		W-L RECORDS		RPI 51-100		RPI 101-150		RPI 150+										
17-20-0		1-5-0		1-0-0		OVERALL		2-2-0		1-4-0		12-10-0										
13-13-0		1-2-0		1-0-0		HOME		2-1-0		1-3-0		8-8-0										
4-7-0		0-3-0		0-0-0		AWAY		0-1-0		0-1-0		4-2-0										
0-0-0		0-0-0		0-0-0		NEUTRAL		0-0-0		0-0-0		0-0-0										
11-14-0		0-3-0		1-0-0		NON-CONFERENCE		2-2-0		1-4-0		7-6-0										
11-10-0		0-0-0		1-0-0		HOME		2-1-0		1-3-0		7-6-0										
0-5-0		0-3-0		0-0-		AWAY		0-1-0		0-1-0		0-0-0										
0-0-0		0-0-0		0-0-0		NEUTRAL		0-0-0		0-0-0		0-0-0										
6-6-0		1-2-0		0-0-0		CONFERENCE		0-0-0		0-0-0		5-4-0										
2-4-0		1-2-0		0-0-0		HOME		0-0-0		0-0-0		1-2-0										
4-2-0		0-0-0		0-0-0		AWAY		0-0-0		0-0-0		4-2-0										
0-0-0		0-0-0		0-0-0		NEUTRAL		0-0-0		0-0-0		0-0-0										
RPI	S	Opponent		Score		RPI	S	Opponent		Score		RPI	S	Opponent		Score						
6	A	Florida St.		1	14	40	H	Ohio St.		3	2	76	H	Connecticut		3	9	137	A	South Fla.	8	12
6	A	Florida St.		3	5							99	A	Bethune-Cookman		2	10	137	H	South Fla.	2	6
15	A	Miami (FL)		2	8							99	H	Bethune-Cookman		7	2	148	H	Maine	4	16
20	H	Mercer		1	9							100	H	FIU		16	3	148	H	Maine	1	7
20	H	Mercer		6	4													148	H	Maine	6	3
20	H	Mercer		4	7													160	H	Kennesaw St.	5	0
																		160	H	Kennesaw St.	0	4
																		160	H	Kennesaw St.	0	4
																		178	A	Jacksonville	9	8
																		178	A	Jacksonville	7	9
																		178	A	Jacksonville	8	1
																		181	H	Central Mich.	5	6
																		190	H	Princeton	7	6
																		190	H	Princeton	1	2
																		190	H	Princeton	7	6
																		190	H	Princeton	2	1
																		192	H	Saint Joseph's	4	5
																		192	H	Saint Joseph's	2	5
																		192	H	Saint Joseph's	7	6
																		225	A	USC Upstate	6	2
																		225	A	USC Upstate	10	2
																		225	A	USC Upstate	6	8
								LAST 10 GAMES										260	H	Fairfield	5	1
								137	H	South Fla.	2	6	99	A	Bethune-Cookman	2	10	260	H	Fairfield	3	2
								225	A	USC Upstate	6	2	178	A	Jacksonville	8	1	260	H	Fairfield	7	8
								225	A	USC Upstate	10	2	178	A	Jacksonville	9	8	260	H	Fairfield	5	7
								225	A	USC Upstate	6	8	178	A	Jacksonville	7	9	260	H	Fairfield		
								15	A	Miami (FL)	2	8	137	A	South Fla.	8	12	281	H	Florida A&M	9	4

Non-Div. I Games:

Stetson



Average RPI Win: 212		WON-LOST	WINNING	LAST 10	STRENGTH OF		OPP. STRENGTH	TEAM	ADJ	CONF.	ADJ CONF.
Average RPI Loss: 90		RECORD	PCT. RANK	GAMES	SCHEDULE		OF SCHEDULE	RPI	RPI	RPI	RPI
DIV. I ONLY		13-13-0	.5	151	3-5-0		241	112	188	.47617	188
DIV. I NON-CONF.		9-4-0	.69231	54	1-0-0		242	274	102	.52242	102
TOTALS		RPI 1-25	RPI 26-50		W-L RECORDS		RPI 51-100		RPI 101-150		RPI 150+
13-13-0	0-0-0	0-1-0		OVERALL		0-9-0		2-2-0		11-1-0	
4-4-0	0-0-0	0-0-0		HOME		0-3-0		2-1-0		2-0-0	
3-7-0	0-0-0	0-0-0		AWAY		0-6-0		0-0-0		3-1-0	
6-2-0	0-0-0	0-1-0		NEUTRAL		0-0-0		0-1-0		6-0-0	
9-4-0	0-0-0	0-0-0		NON-CONFERENCE		0-3-0		0-1-0		9-0-0	
2-0-0	0-0-0	0-0-0		HOME		0-0-0		0-0-0		2-0-0	
1-3-0	0-0-0	0-0-		AWAY		0-3-0		0-0-0		1-0-0	
6-1-0	0-0-0	0-0-0		NEUTRAL		0-0-0		0-1-0		6-0-0	
4-9-0	0-0-0	0-1-0		CONFERENCE		0-6-0		2-1-0		2-1-0	
2-4-0	0-0-0	0-0-0		HOME		0-3-0		2-1-0		0-0-0	
2-4-0	0-0-0	0-0-0		AWAY		0-3-0		0-0-0		2-1-0	
0-1-0	0-0-0	0-1-0		NEUTRAL		0-0-0		0-0-0		0-0-0	
RPI S	Opponent	Score	RPI S	Opponent	Score	RPI S	Opponent	Score	RPI S	Opponent	Score
			26 N	Michigan St.	4 7	68 A	Nebraska	5 8	122 N	Saint Louis	4 10
						68 A	Nebraska	6 8	145 H	Iowa	5 1
						68 A	Nebraska	9 10	145 H	Iowa	1 2
						78 A	Missouri St.	2 3	145 H	Iowa	2 1
						78 A	Missouri St.	5 7	180 N	Miami (OH)	8 1
						78 A	Missouri St.	1 2	182 A	Purdue	10 6
						85 H	Minnesota	2 4	182 A	Purdue	4 13
						85 H	Minnesota	1 7	182 A	Purdue	13 4
						85 H	Minnesota	3 6	191 N	Bucknell	17 2
									206 N	North Dakota St.	3 2
									209 H	Ill.-Chicago	3 1
									226 A	Lipscomb	11 4
									241 N	Ball St.	5 2
									277 N	LIU Brooklyn	12 3
									279 N	Northern Ky.	4 3
									296 H	Chicago St.	3 1
LAST 10 GAMES											
			85 H	Minnesota	1 7	182 A	Purdue	4 13			
			85 H	Minnesota	3 6	209 H	Ill.-Chicago	3 1			
			85 H	Minnesota	2 4	68 A	Nebraska	6 8			
			182 A	Purdue	13 4	68 A	Nebraska	5 8			
			182 A	Purdue	10 6	68 A	Nebraska	9 10			

Non-Div. I Games: St. Francis (IL) 14 12 Wheaton (IL) 6 0

Northwestern



Average RPI Win: 219		WON-LOST RECORD	WINNING PCT. RANK	LAST 10 GAMES	STRENGTH OF SCHEDULE	OPP. STRENGTH OF SCHEDULE	TEAM RPI	ADJ RPI	CONF. RPI	ADJ CONF. RPI		
Average RPI Loss: 197												
DIV. I ONLY		18-13-0	.58065 88	3-7-0	290	225	189	.47608 189	24	24		
DIV. I NON-CONF.		12-7-0	.63158 76	0-1-0	289	252	184	.48348 183	24	25		
<hr/>												
TOTALS		RPI 1-25		RPI 26-50		W-L RECORDS		RPI 51-100		RPI 101-150		RPI 150+
18-13-0		0-0-0		0-0-0		OVERALL		2-1-0		1-2-0		15-10-0
4-3-0		0-0-0		0-0-0		HOME		0-0-0		0-1-0		4-2-0
13-9-0		0-0-0		0-0-0		AWAY		2-1-0		1-1-0		10-7-0
1-1-0		0-0-0		0-0-0		NEUTRAL		0-0-0		0-0-0		1-1-0
12-7-0		0-0-0		0-0-0		NON-CONFERENCE		2-1-0		0-1-0		10-5-0
1-2-0		0-0-0		0-0-0		HOME		0-0-0		0-1-0		1-1-0
10-4-0		0-0-0		0-0-		AWAY		2-1-0		0-0-0		8-3-0
1-1-0		0-0-0		0-0-0		NEUTRAL		0-0-0		0-0-0		1-1-0
6-6-0		0-0-0		0-0-0		CONFERENCE		0-0-0		1-1-0		5-5-0
3-1-0		0-0-0		0-0-0		HOME		0-0-0		0-0-0		3-1-0
3-5-0		0-0-0		0-0-0		AWAY		0-0-0		1-1-0		2-4-0
0-0-0		0-0-0		0-0-0		NEUTRAL		0-0-0		0-0-0		0-0-0
RPI S	Opponent	Score	RPI S	Opponent	Score	RPI S	Opponent	Score	RPI S	Opponent	Score	
						83 A	Appalachian St.	15 5	114 A	Dartmouth	0 1	
						83 A	Appalachian St.	8 4	114 A	Dartmouth	3 0	
						83 A	Appalachian St.	4 9	139 H	Canisius	5 14	
									155 A	Columbia	2 5	
									155 A	Columbia	1 8	
									155 A	Columbia	0 5	
									155 A	Columbia	5 4	
									168 H	Albany (NY)	5 4	
									168 H	Albany (NY)	1 4	
									221 A	Davidson	3 2	
									221 A	Davidson	10 9	
									240 H	Brown	4 1	
									240 H	Brown	6 1	
									244 N	Saint Peter's	3 4	
									244 N	Saint Peter's	3 2	
									256 A	Harvard	7 10	
									256 A	Harvard	3 1	
									257 A	Villanova	3 1	
									257 A	Villanova	4 0	
									257 A	Villanova	3 2	
									271 A	George Washington	3 5	
									271 A	George Washington	7 5	
									271 A	George Washington	0 1	
									271 A	George Washington	3 4	
									285 H	Yale	2 4	
									285 H	Yale	8 5	
									297 A	UMES	6 2	
			LAST 10 GAMES									
			155 A	Columbia	5 4	114 A	Dartmouth	3 0	271 A	George Washington	0 1	
			155 A	Columbia	2 5	256 A	Harvard	3 1	271 A	George Washington	3 4	
			155 A	Columbia	1 8	256 A	Harvard	7 10	285 H	Yale	2 4	
			155 A	Columbia	0 5	139 H	Canisius	5 14	285 H	Yale	8 5	
			114 A	Dartmouth	0 1	285 H	Yale	2 4	297 A	UMES	6 2	

Non-Div. I Games:

Cornell



RPI	S	Opponent	Score
297	A	UMES	5 3



Princeton

Princeton



B  
u  
c  
k  
n  
e  
l  
l

Bucknell



Average RPI Win: 235		WON-LOST	WINNING	LAST 10	STRENGTH OF		OPP. STRENGTH	TEAM	ADJ	CONF.	ADJ CONF.			
Average RPI Loss: 149		RECORD	PCT. RANK	GAMES	SCHEDULE		OF SCHEDULE	RPI	RPI	RPI	RPI			
DIV. I ONLY		17-18-0	.48571	159	5-5-0		205	242	193	.47459	192			
DIV. I NON-CONF.		10-10-0	.5	133	2-1-0		114	190	116	.51531	116			
TOTALS		RPI 1-25	RPI 26-50		W-L RECORDS		RPI 51-100		RPI 101-150		RPI 150+			
17-18-0		0-4-0	0-1-0		OVERALL		0-0-0		0-3-0		17-10-0			
11-6-0		0-0-0	0-0-0		HOME		0-0-0		0-0-0		11-6-0			
6-12-0		0-4-0	0-1-0		AWAY		0-0-0		0-3-0		6-4-0			
0-0-0		0-0-0	0-0-0		NEUTRAL		0-0-0		0-0-0		0-0-0			
10-10-0		0-4-0	0-1-0		NON-CONFERENCE		0-0-0		0-0-0		10-5-0			
6-2-0		0-0-0	0-0-0		HOME		0-0-0		0-0-0		6-2-0			
4-8-0		0-4-0	0-0-		AWAY		0-0-0		0-0-0		4-3-0			
0-0-0		0-0-0	0-0-0		NEUTRAL		0-0-0		0-0-0		0-0-0			
7-8-0		0-0-0	0-0-0		CONFERENCE		0-0-0		0-3-0		7-5-0			
5-4-0		0-0-0	0-0-0		HOME		0-0-0		0-0-0		5-4-0			
2-4-0		0-0-0	0-0-0		AWAY		0-0-0		0-3-0		2-1-0			
0-0-0		0-0-0	0-0-0		NEUTRAL		0-0-0		0-0-0		0-0-0			
RPI	S	Opponent	Score		RPI	S	Opponent	Score		RPI	S	Opponent	Score	
8	A	Mississippi St.	0	10	29	A	Delaware	3	17	124	A	VCU	0	1
8	A	Mississippi St.	0	2						124	A	VCU	2	3
8	A	Mississippi St.	2	3						124	A	VCU	0	2
8	A	Mississippi St.	1	4						153	H	Marist	4	6
										159	A	Delaware St.	8	1
										177	A	UAB	1	2
										177	A	UAB	3	11
										187	A	Stetson	6	7
										187	A	Stetson	5	4
										187	A	Stetson	5	2
										191	A	Bucknell	4	2
										214	H	Central Conn. St.	2	1
										214	H	Central Conn. St.	9	4
										233	A	Temple	8	3
										233	A	Temple	10	6
										233	A	Temple	1	11
										245	H	Wagner	14	5
										245	H	Wagner	6	5
										247	H	La Salle	2	10
										247	H	La Salle	12	1
										247	H	La Salle	4	7
					LAST 10 GAMES					257	H	Villanova	15	10
					247	H	La Salle	4	7	261	H	St. Bonaventure	5	6
					247	H	La Salle	2	10	261	H	St. Bonaventure	8	4
					247	H	La Salle	12	1	261	H	St. Bonaventure	7	3
					159	A	Delaware St.	8	1	261	H	St. Bonaventure	5	6
					261	H	St. Bonaventure	7	3	276	H	Lehigh	7	10
										284	H	Fordham	3	4
										284	H	Fordham	11	1



RPI	S	Opponent	Score	
284	H	Fordham	6	2
284	H	Fordham	3	4
294	H	Iona	14	3

Saint Joseph's

S  
a  
i  
n  
t  
J  
o  
s  
e  
p  
h  
'  
s

S  
a  
i  
n  
t  
J  
o  
s  
e  
p  
h  
'  
s



Average RPI Win:	176	WON-LOST	WINNING	LAST 10	STRENGTH OF	OPP. STRENGTH	TEAM	ADJ	CONF.	ADJ CONF.					
Average RPI Loss:	98	RECORD	PCT. RANK	GAMES	SCHEDULE	OF SCHEDULE	RPI	RPI	RPI	RPI					
DIV. I ONLY	14-20-0	.41176	206	2-8-0	128	105	194	.47458	193	8	8				
DIV. I NON-CONF.	8-9-0	.47059	163	2-2-0	152	131	208	.47184	208	9	9				
<hr/>															
TOTALS	RPI 1-25	RPI 26-50		W-L RECORDS		RPI 51-100		RPI 101-150		RPI 150+					
14-20-0	0-0-0	1-8-0		OVERALL		0-0-0		3-8-0		12-4-0					
12-8-0	0-0-0	1-2-0		HOME		0-0-0		2-3-0		9-3-0					
2-11-0	0-0-0	0-5-0		AWAY		0-0-0		1-5-0		3-1-0					
0-1-0	0-0-0	0-1-0		NEUTRAL		0-0-0		0-0-0		0-0-0					
8-9-0	0-0-0	0-4-0		NON-CONFERENCE		0-0-0		3-2-0		7-3-0					
8-4-0	0-0-0	0-1-0		HOME		0-0-0		2-0-0		6-3-0					
2-4-0	0-0-0	0-0-		AWAY		0-0-0		1-2-0		1-0-0					
0-1-0	0-0-0	0-1-0		NEUTRAL		0-0-0		0-0-0		0-0-0					
6-11-0	0-0-0	1-4-0		CONFERENCE		0-0-0		0-6-0		5-1-0					
4-4-0	0-0-0	1-1-0		HOME		0-0-0		0-3-0		3-0-0					
2-7-0	0-0-0	0-3-0		AWAY		0-0-0		0-3-0		2-1-0					
0-0-0	0-0-0	0-0-0		NEUTRAL		0-0-0		0-0-0		0-0-0					
RPI	S	Opponent	Score	RPI	S	Opponent	Score	RPI	S	Opponent	Score				
				28	A	William & Mary	8 9			105	A Liberty	11 12			
				28	A	William & Mary	3 5			105	H Liberty	21 4			
				28	A	William & Mary	4 8			108	H Old Dominion	2 14			
				32	H	UNC Wilmington	17 5			108	H Old Dominion	4 7			
				32	H	UNC Wilmington	1 9			108	H Old Dominion	5 6			
				37	A	Maryland	7 10			125	A Northeastern	0 5			
				37	H	Maryland	5 10			125	A Northeastern	3 8			
				38	A	Coastal Caro.	7 8			125	A Northeastern	5 12			
				38	N	Coastal Caro.	3 4			129	A Radford	8 6			
										135	A VMI	7 9			
										135	H VMI	11 8			
										162	H Hofstra	12 11			
										162	H Hofstra	18 3			
										162	H Hofstra	10 6			
										167	A Longwood	6 4			
										167	H Longwood	9 11			
										170	H Binghamton	14 1			
										170	H Binghamton	1 5			
										170	H Binghamton	4 8			
										170	H Binghamton	9 1			
										237	H Hartford	11 9			
										237	H Hartford	6 2			
										237	H Hartford	10 2			
										237	H Hartford	11 3			
										238	A George Mason	11 4			
										238	A George Mason	2 11			
										238	A George Mason	5 2			
LAST 10 GAMES															
				167	A	Longwood	6 4	105	A	Liberty	11 12	237	H	Hartford	10 2
				129	A	Radford	8 6	108	H	Old Dominion	2 14	237	H	Hartford	11 3
				28	A	William & Mary	4 8	108	H	Old Dominion	5 6	238	A	George Mason	11 4
				28	A	William & Mary	8 9	108	H	Old Dominion	4 7	238	A	George Mason	2 11
				28	A	William & Mary	3 5	135	A	VMI	7 9	238	A	George Mason	5 2

Non-Div. I Games:

James Madison



Average RPI Win: 229		WON-LOST	WINNING	LAST 10	STRENGTH OF		OPP. STRENGTH	TEAM	ADJ	CONF.	ADJ CONF.				
Average RPI Loss: 182		RECORD	PCT. RANK	GAMES	SCHEDULE		OF SCHEDULE	RPI	RPI	RPI	RPI				
DIV. I ONLY		14-16-0	.46667	178	5-5-0		213	284	195	.47416	194	32	32		
DIV. I NON-CONF.		3-7-0	.3	239	0-2-0		77	144	157	.49699	157	28	29		
TOTALS		RPI 1-25	RPI 26-50		W-L RECORDS		RPI 51-100		RPI 101-150		RPI 150+				
14-16-0	0-0-0	0-1-0		OVERALL		0-5-0		0-0-0		14-11-0					
2-4-0	0-0-0	0-0-0		HOME		0-0-0		0-0-0		2-4-0					
6-10-0	0-0-0	0-1-0		AWAY		0-5-0		0-0-0		6-5-0					
6-2-0	0-0-0	0-0-0		NEUTRAL		0-0-0		0-0-0		6-2-0					
3-7-0	0-0-0	0-1-0		NON-CONFERENCE		0-5-0		0-0-0		3-2-0					
0-0-0	0-0-0	0-0-0		HOME		0-0-0		0-0-0		0-0-0					
1-8-0	0-0-0	0-0-		AWAY		0-5-0		0-0-0		1-2-0					
2-0-0	0-0-0	0-0-0		NEUTRAL		0-0-0		0-0-0		2-0-0					
11-9-0	0-0-0	0-0-0		CONFERENCE		0-0-0		0-0-0		11-9-0					
2-4-0	0-0-0	0-0-0		HOME		0-0-0		0-0-0		2-4-0					
5-3-0	0-0-0	0-0-0		AWAY		0-0-0		0-0-0		5-3-0					
4-2-0	0-0-0	0-0-0		NEUTRAL		0-0-0		0-0-0		4-2-0					
RPI	S	Opponent	Score	RPI	S	Opponent	Score	RPI	S	Opponent	Score				
				34	A	Texas A&M	1 7	60	A	Houston	2 12				
								70	A	Southeastern La.	6 7				
								70	A	Southeastern La.	3 5				
								70	A	Southeastern La.	0 9				
								86	A	Lamar	1 8				
										173	A	Dallas Baptist	5 6		
										173	A	Dallas Baptist	6 4		
										185	N	Eastern Ill.	10 7		
										185	N	Eastern Ill.	4 3		
										205	A	Houston Baptist	3 9		
										208	H	Ark.-Pine Bluff	8 3		
										208	H	Ark.-Pine Bluff	6 3		
										208	H	Ark.-Pine Bluff	1 5		
										234	A	Southern U.	9 7		
										234	A	Southern U.	2 1		
										234	A	Southern U.	5 12		
										234	N	Southern U.	1 0		
										234	N	Southern U.	9 5		
										234	N	Southern U.	0 1		
										234	N	Southern U.	5 2		
										259	A	Jackson St.	14 5		
										259	A	Jackson St.	0 4		
										268	A	Grambling	3 4		
										268	A	Grambling	8 7		
										268	A	Grambling	10 6		
										269	N	Alabama St.	1 3		
				LAST 10 GAMES							287	H	Prairie View	2 11	
				60	A	Houston	2 12	268	A	Grambling	8 7	287	H	Prairie View	2 6
				234	N	Southern U.	9 5	268	A	Grambling	3 4	287	H	Prairie View	6 8
				234	N	Southern U.	0 1	205	A	Houston Baptist	3 9	287	N	Prairie View	9 0
				234	N	Southern U.	5 2	208	H	Ark.-Pine Bluff	6 3				
				268	A	Grambling	10 6	208	H	Ark.-Pine Bluff	1 5				

Non-Div. I Games: Huston-Tillotson 20 4 Huston-Tillotson 7 1

Texas Southern



Average RPI Win:	162	WON-LOST RECORD	WINNING PCT. RANK	LAST 10 GAMES	STRENGTH OF SCHEDULE	OPP. STRENGTH OF SCHEDULE	TEAM RPI	ADJ RPI	CONF. RPI	ADJ CONF. RPI		
DIV. I ONLY		17-19-0	.47222	170	3-7-0	157	153	196	.47366	195	13	13
DIV. I NON-CONF.		12-9-0	.57143	106	1-3-0	216	239	207	.47276	207	11	10
<hr/>												
TOTALS	RPI 1-25	RPI 26-50		W-L RECORDS		RPI 51-100		RPI 101-150		RPI 150+		
17-19-0	1-0-0	0-0-0		OVERALL		4-12-0		0-1-0		12-7-0		
13-12-0	0-0-0	0-0-0		HOME		3-7-0		0-1-0		10-5-0		
3-7-0	1-0-0	0-0-0		AWAY		1-5-0		0-0-0		1-2-0		
1-0-0	0-0-0	0-0-0		NEUTRAL		0-0-0		0-0-0		1-0-0		
<hr/>												
12-9-0	1-0-0	0-0-0		NON-CONFERENCE		0-4-0		0-1-0		11-5-0		
10-7-0	0-0-0	0-0-0		HOME		0-1-0		0-1-0		10-5-0		
1-3-0	1-0-0	0-0-		AWAY		0-3-0		0-0-0		0-0-0		
1-0-0	0-0-0	0-0-0		NEUTRAL		0-0-0		0-0-0		1-0-0		
<hr/>												
5-10-0	0-0-0	0-0-0		CONFERENCE		4-8-0		0-0-0		1-2-0		
3-6-0	0-0-0	0-0-0		HOME		3-6-0		0-0-0		0-0-0		
2-4-0	0-0-0	0-0-0		AWAY		1-2-0		0-0-0		1-2-0		
0-0-0	0-0-0	0-0-0		NEUTRAL		0-0-0		0-0-0		0-0-0		
<hr/>												
RPI	S	Opponent	Score	RPI	S	Opponent	Score	RPI	S	Opponent	Score	
19	A	North Carolina St.	8 5					56	A	Col. of Charleston	12 0	
								56	A	Col. of Charleston	2 3	
								56	A	Col. of Charleston	3 11	
								58	A	Duke	2 17	
								61	A	Wake Forest	4 5	
								61	H	Wake Forest	4 11	
								65	H	Elon	4 8	
								65	H	Elon	3 6	
								65	H	Elon	8 14	
								81	H	Ga. Southern	5 4	
								81	H	Ga. Southern	4 8	
								81	H	Ga. Southern	10 6	
								83	H	Appalachian St.	1 9	
								83	H	Appalachian St.	6 5	
								83	H	Appalachian St.	5 9	
								95	A	East Carolina	9 11	

Non-Div. I Games:

UNC Greensboro



Average RPI Win:	195	WON-LOST RECORD	WINNING PCT. RANK	LAST 10 GAMES	STRENGTH OF SCHEDULE	OPP. STRENGTH OF SCHEDULE	TEAM RPI	ADJ RPI	CONF. RPI	ADJ CONF. RPI	
Average RPI Loss:	118										
DIV. I ONLY	18-14-0	.5625	104	4-6-0	252	82	190	.47324	196	10	10
DIV. I NON-CONF.	12-8-0	.6	90	1-1-0	287	120	234	.44978	236	12	12
<hr/>											
TOTALS	RPI 1-25	RPI 26-50		W-L RECORDS	RPI 51-100		RPI 101-150		RPI 150+		
18-14-0	0-0-0	0-4-0		OVERALL	2-4-0		3-3-0		13-3-0		
14-7-0	0-0-0	0-0-0		HOME	0-3-0		1-2-0		13-2-0		
4-7-0	0-0-0	0-4-0		AWAY	2-1-0		2-1-0		0-1-0		
0-0-0	0-0-0	0-0-0		NEUTRAL	0-0-0		0-0-0		0-0-0		
12-8-0	0-0-0	0-1-0		NON-CONFERENCE	0-3-0		2-1-0		10-3-0		
10-5-0	0-0-0	0-0-0		HOME	0-3-0		0-0-0		10-2-0		
2-3-0	0-0-0	0-0-		AWAY	0-0-0		2-1-0		0-1-0		
0-0-0	0-0-0	0-0-0		NEUTRAL	0-0-0		0-0-0		0-0-0		
6-6-0	0-0-0	0-3-0		CONFERENCE	2-1-0		1-2-0		3-0-0		
4-2-0	0-0-0	0-0-0		HOME	0-0-0		1-2-0		3-0-0		
2-4-0	0-0-0	0-3-0		AWAY	2-1-0		0-0-0		0-0-0		
0-0-0	0-0-0	0-0-0		NEUTRAL	0-0-0		0-0-0		0-0-0		
RPI	S	Opponent	Score	RPI	S	Opponent	Score	RPI	S	Opponent	Score
				35	A	La.-Lafayette	5 8	121	A	Texas-Arlington	5 6
				47	A	Sam Houston St.	2 5	121	A	Texas-Arlington	10 5
				47	A	Sam Houston St.	2 12	121	A	Texas-Arlington	4 0
				47	A	Sam Houston St.	2 5	86	A	Lamar	9 1
								86	A	Lamar	0 1
								86	A	Lamar	14 13
								150	H	Stephen F. Austin	8 1
								150	H	Stephen F. Austin	3 5
								150	H	Stephen F. Austin	0 3
								174	A	La.-Monroe	8 17
								174	H	La.-Monroe	6 2
								183	H	Northwestern St.	8 5
								183	H	Northwestern St.	5 4
								183	H	Northwestern St.	11 5
								208	H	Ark.-Pine Bluff	2 1
								208	H	Ark.-Pine Bluff	2 0
								208	H	Ark.-Pine Bluff	3 2
								256	H	Harvard	10 0
								256	H	Harvard	11 0
								264	H	New Orleans	7 8
								264	H	New Orleans	10 8
								264	H	New Orleans	5 2
								280	H	Louisiana Tech	6 5
								280	H	Louisiana Tech	2 0
								280	H	Louisiana Tech	0 6
LAST 10 GAMES											
				150	H	Stephen F. Austin	3 5	47	A	Sam Houston St.	2 5
				150	H	Stephen F. Austin	8 1	47	A	Sam Houston St.	2 5
				150	H	Stephen F. Austin	0 3	35	A	La.-Lafayette	5 8
				174	H	La.-Monroe	6 2	183	H	Northwestern St.	5 4
				47	A	Sam Houston St.	2 12	183	H	Northwestern St.	8 5

Non-Div. I Games: LSU-Alexandria 4 11 LSU-Alexandria 5 4

McNeese St.



W  
o  
f  
f  
o  
r  
d

Wofford



Average RPI Win: 175		WON-LOST	WINNING	LAST 10	STRENGTH OF		OPP. STRENGTH	TEAM	ADJ	CONF.	ADJ CONF.
Average RPI Loss: 103		RECORD	PCT. RANK	GAMES	SCHEDULE		OF SCHEDULE	RPI	RPI	RPI	RPI
DIV. I ONLY		14-22-0	.38889	215	104		128	198	.47282	198	14
DIV. I NON-CONF.		9-15-0	.375	209	54		168	187	.48272	185	14
TOTALS		RPI 1-25	RPI 26-50		W-L RECORDS		RPI 51-100		RPI 101-150		RPI 150+
14-22-0		0-2-0	1-2-0		OVERALL		1-6-0		2-9-0		11-3-0
13-7-0		0-0-0	1-1-0		HOME		1-2-0		2-1-0		9-3-0
1-14-0		0-2-0	0-1-0		AWAY		0-4-0		0-7-0		2-0-0
0-1-0		0-0-0	0-0-0		NEUTRAL		0-0-0		0-1-0		0-0-0
9-15-0		0-2-0	1-2-0		NON-CONFERENCE		1-6-0		0-2-0		8-3-0
8-6-0		0-0-0	1-1-0		HOME		1-2-0		0-0-0		6-3-0
2-8-0		0-2-0	0-0-		AWAY		0-4-0		0-1-0		2-0-0
0-1-0		0-0-0	0-0-0		NEUTRAL		0-0-0		0-1-0		0-0-0
5-7-0		0-0-0	0-0-0		CONFERENCE		0-0-0		2-7-0		3-0-0
5-1-0		0-0-0	0-0-0		HOME		0-0-0		2-1-0		3-0-0
0-6-0		0-0-0	0-0-0		AWAY		0-0-0		0-6-0		0-0-0
0-0-0		0-0-0	0-0-0		NEUTRAL		0-0-0		0-0-0		0-0-0
RPI S	Opponent	Score	RPI S	Opponent	Score	RPI S	Opponent	Score	RPI S	Opponent	Score
18 A	Clemson	1 3	32 A	UNC Wilmington	3 10	56 A	Col. of Charleston	5 13	105 A	Liberty	1 3
21 A	South Carolina	5 9	32 H	UNC Wilmington	7 6	56 H	Col. of Charleston	1 15	105 A	Liberty	4 8
			40 H	Ohio St.	3 6	75 A	North Florida	5 10	105 A	Liberty	2 8
						75 A	North Florida	1 9	108 A	Old Dominion	3 4
						81 H	Ga. Southern	2 3	113 N	Jacksonville St.	4 7
						93 A	Citadel	4 6	135 H	VMI	7 4
						93 H	Citadel	8 6	135 H	VMI	2 4
									135 H	VMI	6 4
									149 A	Gardner-Webb	2 4
									149 A	Gardner-Webb	3 7
									149 A	Gardner-Webb	2 3
									153 H	Marist	1 2
									153 H	Marist	9 0
									186 H	UNC Asheville	6 2
									186 H	UNC Asheville	11 7
									186 H	UNC Asheville	8 1
									204 A	Savannah St.	11 5
									204 H	Savannah St.	8 4
									215 H	Siena	8 3
									215 H	Siena	8 7
									215 H	Siena	5 10
									225 A	USC Upstate	9 3
									230 H	Eastern Ky.	1 5
									230 H	Eastern Ky.	6 5
									230 H	Eastern Ky.	17 4
LAST 10 GAMES			204 A	Savannah St.	11 5	81 H	Ga. Southern	2 3			
			135 H	VMI	7 4	149 A	Gardner-Webb	2 3			
			135 H	VMI	2 4	149 A	Gardner-Webb	2 4			
			135 H	VMI	6 4	149 A	Gardner-Webb	3 7			
			225 A	USC Upstate	9 3	21 A	South Carolina	5 9			

Non-Div. I Games:

Charleston So.



E  
a  
s  
t  
e  
r  
n  
M  
i  
c  
h  
:

Eastern Mich.



[illegible]

**Non-Div. I Games:**

Niagara



Average RPI Win: 135		WON-LOST RECORD		WINNING PCT. RANK		LAST 10 GAMES		STRENGTH OF SCHEDULE		OPP. STRENGTH OF SCHEDULE		TEAM RPI		ADJ RPI		CONF. RPI		ADJ CONF. RPI	
DIV. I ONLY		9-21-0		.3 264		2-8-0		67		160		202		.47131 201		7		7	
DIV. I NON-CONF.		7-14-0		.33333 228		0-3-0		120		209		226		.4627 226		7		7	
TOTALS		RPI 1-25		RPI 26-50		W-L RECORDS		RPI 51-100		RPI 101-150		RPI 150+							
9-21-0		0-4-0		1-0-0		OVERALL		3-8-0		3-5-0		2-5-0							
6-5-0		0-0-0		0-0-0		HOME		2-2-0		2-2-0		2-2-0							
2-14-0		0-3-0		0-0-0		AWAY		1-5-0		1-3-0		0-3-0							
1-2-0		0-1-0		1-0-0		NEUTRAL		0-1-0		0-0-0		0-0-0							
7-14-0		0-1-0		1-0-0		NON-CONFERENCE		3-5-0		1-4-0		2-5-0							
4-5-0		0-0-0		0-0-0		HOME		2-2-0		0-1-0		2-2-0							
2-8-0		0-0-0		0-0-		AWAY		1-2-0		1-3-0		0-3-0							
1-2-0		0-1-0		1-0-0		NEUTRAL		0-1-0		0-0-0		0-0-0							
2-7-0		0-3-0		0-0-0		CONFERENCE		0-3-0		2-1-0		0-0-0							
2-1-0		0-0-0		0-0-0		HOME		0-0-0		2-1-0		0-0-0							
0-6-0		0-3-0		0-0-0		AWAY		0-3-0		0-0-0		0-0-0							
0-0-0		0-0-0		0-0-0		NEUTRAL		0-0-0		0-0-0		0-0-0							
RPI	S	Opponent		Score		RPI	S	Opponent		Score		RPI	S	Opponent		Score			
9	N	Arizona St.		1	8	45	N	Arkansas		4	3	71	H	Gonzaga		8	9		
10	A	Cal St. Fullerton		6	11							71	H	Gonzaga		9	3		
10	A	Cal St. Fullerton		0	25							71	N	Gonzaga		3	7		
10	A	Cal St. Fullerton		2	9							74	A	UC Riverside		5	6		
												74	A	UC Riverside		6	11		
												74	A	UC Riverside		4	6		
												89	A	Creighton		2	5		
												89	A	Creighton		5	2		
												89	A	Creighton		2	7		
												91	H	UNLV		1	9		
												91	H	UNLV		3	0		
														Oklahoma St.		3	11		
														Stanford		2	9		
														TCU		5	3		
														TCU		2	3		
														TCU		1	2		
														Long Beach St.		3	1		
														Long Beach St.		2	6		
														Long Beach St.		8	6		
														Nevada		9	11		
														Fresno St.		3	4		
														Fresno St.		11	4		
														San Jose St.		4	6		
														San Jose St.		0	10		
														San Jose St.		8	1		
														Santa Clara		5	7		
LAST 10 GAMES																			

Non-Div. I Games:

Pacific



Average RPI Win:	162	WON-LOST RECORD	WINNING PCT. RANK	LAST 10 GAMES	STRENGTH OF SCHEDULE	OPP. STRENGTH OF SCHEDULE	TEAM RPI	ADJ RPI	CONF. RPI	ADJ CONF. RPI		
Average RPI Loss:	109											
DIV. I ONLY		16-18-0	.47059	173	6-4-0	181	92	203	.4707	202	5	5
DIV. I NON-CONF.		11-8-0	.57895	101	2-0-0	271	211	232	.45526	232	6	6
<hr/>												
TOTALS	RPI 1-25	RPI 26-50		W-L RECORDS		RPI 51-100		RPI 101-150		RPI 150+		
16-18-0	2-3-0	2-5-0		OVERALL		0-1-0		4-4-0		10-5-0		
14-9-0	0-0-0	1-2-0		HOME		0-0-0		3-3-0		10-4-0		
2-7-0	2-3-0	1-3-0		AWAY		0-0-0		1-0-0		0-1-0		
0-2-0	0-0-0	0-0-0		NEUTRAL		0-1-0		0-1-0		0-0-0		
11-8-0	2-0-0	0-1-0		NON-CONFERENCE		0-1-0		4-1-0		7-5-0		
10-4-0	0-0-0	0-0-0		HOME		0-0-0		3-0-0		7-4-0		
3-2-0	2-0-0	0-0-		AWAY		0-0-0		1-0-0		0-1-0		
0-2-0	0-0-0	0-0-0		NEUTRAL		0-1-0		0-1-0		0-0-0		
5-10-0	0-3-0	2-4-0		CONFERENCE		0-0-0		0-3-0		3-0-0		
4-5-0	0-0-0	1-2-0		HOME		0-0-0		0-3-0		3-0-0		
1-5-0	0-3-0	1-2-0		AWAY		0-0-0		0-0-0		0-0-0		
0-0-0	0-0-0	0-0-0		NEUTRAL		0-0-0		0-0-0		0-0-0		
RPI	S	Opponent	Score	RPI	S	Opponent	Score	RPI	S	Opponent	Score	
16	A	South Ala.	3 4	30	A	Austin Peay	4 8	89	N	Creighton	2 4	
16	A	South Ala.	5 6	35	H	La.-Lafayette	7 2					
16	A	South Ala.	1 11	35	H	La.-Lafayette	2 9					
22	A	Oklahoma	5 2	35	H	La.-Lafayette	10 15					
22	A	Oklahoma	4 3	43	A	Middle Tenn.	6 14					
				43	A	Middle Tenn.	11 1					
				43	A	Middle Tenn.	6 8					

Non-Div. I Games:

UALR



T  
o  
l  
e  
d  
o

Toledo



Average RPI Win: 203		WON-LOST	WINNING	LAST 10	STRENGTH OF		OPP. STRENGTH	TEAM	ADJ	CONF.	ADJ CONF.
Average RPI Loss: 156		RECORD	PCT. RANK	GAMES	SCHEDULE		OF SCHEDULE	RPI	RPI	RPI	RPI
DIV. I ONLY		21-14-0	.6	76	4-5-0		286	138	201	.46942	204
DIV. I NON-CONF.		10-9-0	.52632	123	2-4-0		218	127	186	.48114	187
TOTALS		RPI 1-25	RPI 26-50		W-L RECORDS		RPI 51-100		RPI 101-150		RPI 150+
21-14-0		0-3-0	0-0-0		OVERALL		7-3-0		0-0-0		14-10-0
13-6-0		0-1-0	0-0-0		HOME		4-1-0		0-0-0		9-5-0
8-8-0		0-2-0	0-0-0		AWAY		3-2-0		0-0-0		5-5-0
0-0-0		0-0-0	0-0-0		NEUTRAL		0-0-0		0-0-0		0-0-0
10-9-0		0-3-0	0-0-0		NON-CONFERENCE		5-2-0		0-0-0		5-6-0
8-4-0		0-1-0	0-0-0		HOME		4-1-0		0-0-0		4-2-0
2-7-0		0-2-0	0-0-		AWAY		1-1-0		0-0-0		1-4-0
0-0-0		0-0-0	0-0-0		NEUTRAL		0-0-0		0-0-0		0-0-0
11-5-0		0-0-0	0-0-0		CONFERENCE		2-1-0		0-0-0		9-4-0
5-3-0		0-0-0	0-0-0		HOME		0-0-0		0-0-0		5-3-0
6-2-0		0-0-0	0-0-0		AWAY		2-1-0		0-0-0		4-1-0
0-0-0		0-0-0	0-0-0		NEUTRAL		0-0-0		0-0-0		0-0-0
RPI S	Opponent	Score	RPI S	Opponent	Score	RPI S	Opponent	Score	RPI S	Opponent	Score
17 A	Georgia Tech	1 14				53 A	Campbell	8 1	160 A	Kennesaw St.	2 11
20 A	Mercer	3 18				75 A	North Florida	4 18	177 A	UAB	1 7
20 H	Mercer	2 6				75 H	North Florida	4 1	177 A	UAB	3 12
						84 H	Presbyterian	3 17	177 A	UAB	5 1
						84 H	Presbyterian	8 4	198 A	Charleston So.	4 8
						84 H	Presbyterian	3 1	198 H	Charleston So.	5 11
						84 H	Presbyterian	1 0	212 H	N.C. Central	0 14
						99 A	Bethune-Cookman	3 2	212 H	N.C. Central	4 7
						99 A	Bethune-Cookman	14 4	212 H	N.C. Central	8 5
						99 A	Bethune-Cookman	2 14	242 A	N.C. A&T	4 1
									242 A	N.C. A&T	12 5
									263 H	Norfolk St.	16 6
									263 H	Norfolk St.	5 1
									281 A	Florida A&M	5 6
									281 A	Florida A&M	7 2
									281 A	Florida A&M	4 3
									281 H	Florida A&M	9 0
									281 H	Florida A&M	4 5
									281 H	Florida A&M	5 0
									292 H	Fairleigh Dickinson	6 0
									292 H	Fairleigh Dickinson	2 8
									293 H	Alabama A&M	8 7
									293 H	Alabama A&M	7 0
									293 H	Alabama A&M	10 5
LAST 10 GAMES			LAST 10 GAMES			LAST 10 GAMES			LAST 10 GAMES		
198 H	Charleston So.	5 11	53 A	Campbell	8 1	198 H	Charleston So.	5 11	53 A	Campbell	8 1
17 A	Georgia Tech	1 14	177 A	UAB	1 7	17 A	Georgia Tech	1 14	177 A	UAB	1 7
281 H	Florida A&M	9 0	177 A	UAB	5 1	281 H	Florida A&M	9 0	177 A	UAB	5 1
281 H	Florida A&M	4 5	177 A	UAB	3 12	281 H	Florida A&M	4 5	177 A	UAB	3 12
281 H	Florida A&M	5 0	99 A	Bethune-Cookman	2 14	281 H	Florida A&M	5 0	99 A	Bethune-Cookman	2 14

Non-Div. I Games: S.C. Beaufort 3 6

Savannah St.



Average RPI Win:	178	WON-LOST RECORD	WINNING PCT. RANK	LAST 10 GAMES	STRENGTH OF SCHEDULE	OPP. STRENGTH OF SCHEDULE	TEAM RPI	ADJ RPI	CONF. RPI	ADJ CONF. RPI		
DIV. I ONLY		15-16-1	.48438	164	7-3-0	219	182	205	.46916	205	31	31
DIV. I NON-CONF.		10-13-1	.4375	184	2-0-0	164	192	213	.46961	212	30	31
<hr/>												
TOTALS	RPI 1-25	RPI 26-50		W-L RECORDS		RPI 51-100		RPI 101-150		RPI 150+		
15-16-1	0-0-0	0-1-0		OVERALL		3-4-1		3-2-0		10-9-0		
10-7-1	0-0-0	0-0-0		HOME		2-0-1		1-0-0		8-7-0		
5-7-0	0-0-0	0-1-0		AWAY		1-2-0		2-2-0		2-2-0		
0-2-0	0-0-0	0-0-0		NEUTRAL		0-2-0		0-0-0		0-0-0		
<hr/>												
10-13-1	0-0-0	0-1-0		NON-CONFERENCE		3-4-1		3-2-0		5-6-0		
8-6-1	0-0-0	0-0-0		HOME		2-0-1		1-0-0		5-6-0		
3-5-0	0-0-0	0-0-		AWAY		1-2-0		2-2-0		0-0-0		
0-2-0	0-0-0	0-0-0		NEUTRAL		0-2-0		0-0-0		0-0-0		
<hr/>												
5-3-0	0-0-0	0-0-0		CONFERENCE		0-0-0		0-0-0		5-3-0		
3-1-0	0-0-0	0-0-0		HOME		0-0-0		0-0-0		3-1-0		
2-2-0	0-0-0	0-0-0		AWAY		0-0-0		0-0-0		2-2-0		
0-0-0	0-0-0	0-0-0		NEUTRAL		0-0-0		0-0-0		0-0-0		
<hr/>												
RPI	S	Opponent	Score	RPI	S	Opponent	Score	RPI	S	Opponent	Score	
				34	A	Texas A&M	5 6	60	A	Houston	2 10	
								67	N	Illinois	3 8	
								67	N	Illinois	3 12	
								86	A	Lamar	8 1	
								86	A	Lamar	6 8	
								96	H	Bryant	3 2	
								96	H	Bryant	4 4	
								96	H	Bryant	5 4	
	</											

Non-Div. I Games:

Houston Baptist



Average RPI Win: 229		WON-LOST	WINNING	LAST 10	STRENGTH OF		OPP. STRENGTH	TEAM	ADJ		CONF.	ADJ CONF.						
Average RPI Loss: 195		RECORD	PCT. RANK	GAMES	SCHEDULE		OF SCHEDULE	RPI	RPI		RPI	RPI						
DIV. I ONLY		13-14-0	.48148	168	5-5-0		263	257	206		.46775	206	26	26				
DIV. I NON-CONF.		10-11-0	.47619	153	2-2-0		284	257	236		.45141	234	26	26				
TOTALS		RPI 1-25		RPI 26-50		W-L RECORDS		RPI 51-100		RPI 101-150		RPI 150+						
13-14-0		0-0-0		0-0-0		OVERALL		0-1-0		0-1-0		13-12-0						
0-0-0		0-0-0		0-0-0		HOME		0-0-0		0-0-0		0-0-0						
7-8-0		0-0-0		0-0-0		AWAY		0-1-0		0-0-0		7-7-0						
6-6-0		0-0-0		0-0-0		NEUTRAL		0-0-0		0-1-0		6-5-0						
10-11-0		0-0-0		0-0-0		NON-CONFERENCE		0-1-0		0-1-0		10-9-0						
0-0-0		0-0-0		0-0-0		HOME		0-0-0		0-0-0		0-0-0						
4-5-0		0-0-0		0-0-		AWAY		0-1-0		0-0-0		4-4-0						
6-6-0		0-0-0		0-0-0		NEUTRAL		0-0-0		0-1-0		6-5-0						
3-3-0		0-0-0		0-0-0		CONFERENCE		0-0-0		0-0-0		3-3-0						
0-0-0		0-0-0		0-0-0		HOME		0-0-0		0-0-0		0-0-0						
3-3-0		0-0-0		0-0-0		AWAY		0-0-0		0-0-0		3-3-0						
0-0-0		0-0-0		0-0-0		NEUTRAL		0-0-0		0-0-0		0-0-0						
RPI	S	Opponent	Score	RPI	S	Opponent	Score	RPI	S	Opponent	Score	RPI	S	Opponent	Score			
								85	A	Minnesota	2	4		114	N	Dartmouth	0	6
														164	A	South Dakota St.	3	1
														164	A	South Dakota St.	3	2
														164	A	South Dakota St.	0	3
														164	A	South Dakota St.	4	5
														180	N	Miami (OH)	1	18
														188	N	Northwestern	2	3
														191	N	Bucknell	0	3
														208	A	Ark.-Pine Bluff	1	5
														208	A	Ark.-Pine Bluff	4	5
														208	A	Ark.-Pine Bluff	4	0
														213	N	Bowling Green	8	5
														218	A	Southeast Mo. St.	9	6
														218	A	Southeast Mo. St.	7	2
														218	A	Southeast Mo. St.	7	13
														236	N	North Dakota	2	8
														236	N	North Dakota	9	3
														236	N	North Dakota	1	0
														236	N	North Dakota	4	7
														249	N	Army	8	7
														250	N	Navy	5	1
														262	A	UT Martin	2	3
														262	A	UT Martin	5	0
														273	A	IPFW	6	4
														273	A	IPFW	3	4
														285	N	Yale	17	2
LAST 10 GAMES																		
				273	A	IPFW	3	4				164	A	South Dakota St.	3	2		
				273	A	IPFW	6	4				236	N	North Dakota	2	8		
				164	A	South Dakota St.	0	3				236	N	North Dakota	4	7		
				164	A	South Dakota St.	4	5				236	N	North Dakota	1	0		
				164	A	South Dakota St.	3	1				236	N	North Dakota	9	3		

Non-Div. I Games: Northern St. 5 2 Northern St. 16 2

North Dakota St.



Average RPI Win: 187		WON-LOST	WINNING	LAST 10	STRENGTH OF		OPP. STRENGTH	TEAM	ADJ		CONF.	ADJ CONF.							
Average RPI Loss: 150		RECORD	PCT. RANK	GAMES	SCHEDULE		OF SCHEDULE	RPI	RPI		RPI	RPI							
DIV. I ONLY		13-22-0	.37143	220	2-8-0		220	144	208	.46636	207	11	11						
DIV. I NON-CONF.		10-16-0	.38462	203	0-3-0		255	173	220	.46619	220	13	13						
TOTALS		RPI 1-25	RPI 26-50		W-L RECORDS		RPI 51-100		RPI 101-150		RPI 150+								
13-22-0		0-1-0	0-1-0		OVERALL		2-1-0		3-7-0		8-12-0								
4-3-0		0-0-0	0-0-0		HOME		2-1-0		1-0-0		1-2-0								
8-16-0		0-1-0	0-1-0		AWAY		0-0-0		2-7-0		6-7-0								
1-3-0		0-0-0	0-0-0		NEUTRAL		0-0-0		0-0-0		1-3-0								
10-16-0		0-1-0	0-1-0		NON-CONFERENCE		0-0-0		3-4-0		7-10-0								
1-0-0		0-0-0	0-0-0		HOME		0-0-0		1-0-0		0-0-0								
8-13-0		0-1-0	0-0-		AWAY		0-0-0		2-4-0		6-7-0								
1-3-0		0-0-0	0-0-0		NEUTRAL		0-0-0		0-0-0		1-3-0								
3-6-0		0-0-0	0-0-0		CONFERENCE		2-1-0		0-3-0		1-2-0								
3-3-0		0-0-0	0-0-0		HOME		2-1-0		0-0-0		1-2-0								
0-3-0		0-0-0	0-0-0		AWAY		0-0-0		0-3-0		0-0-0								
0-0-0		0-0-0	0-0-0		NEUTRAL		0-0-0		0-0-0		0-0-0								
RPI S	Opponent	Score		RPI S	Opponent	Score		RPI S	Opponent	Score		RPI S	Opponent	Score					
25 A	Kentucky	2	8	40 A	Ohio St.	0	5	60 H	Houston	19	13	108 A	Old Dominion	3	0				
								60 H	Houston	1	9	108 A	Southern Miss.	1	4				
								60 H	Houston	4	0	108 A	Old Dominion	1	10				
												108 A	Southern Miss.	7	8				
												108 A	Southern Miss.	0	1				
												115 A	West Virginia	2	10				
												115 H	West Virginia	8	0				
												129 A	Radford	3	8				
												129 A	Radford	0	5				
												129 A	Radford	5	4				
												152 A	Charlotte	3	7				
												177 H	UAB	6	10				
												177 H	UAB	3	1				
												177 H	UAB	4	12				
												181 N	Central Mich.	8	10				
												181 N	Central Mich.	3	7				
												181 N	Central Mich.	6	4				
												181 N	Central Mich.	7	9				
												197 A	Wofford	8	9				
												197 A	Wofford	0	6				
												225 A	USC Upstate	5	6				
												225 A	USC Upstate	0	3				
												230 A	Eastern Ky.	3	10				
												242 A	N.C. A&T	7	10				
												242 A	N.C. A&T	16	3				
												242 A	N.C. A&T	3	0				
												279 A	Northern Ky.	9	0				
LAST 10 GAMES				108 A Southern Miss.				1	4	60 H Houston				4	0	230 A Eastern Ky.		3	10
				108 A Southern Miss.				7	8	60 H Houston				19	13	242 A N.C. A&T		7	10
				108 A Southern Miss.				0	1	230 A Eastern Ky.				3	10	242 A N.C. A&T		16	3
				40 A Ohio St.				0	5	115 A West Virginia				2	10	242 A N.C. A&T		3	0
				60 H Houston				1	9	177 H UAB				4	12	279 A Northern Ky.		9	0

Non-Div. I Games:

Marshall



RPI	S	Opponent	Score	
279	A	Northern Ky.	6	3
279	A	Northern Ky.	7	1
279	A	Northern Ky.	2	1

Marshall

M  
a  
r  
s  
h  
a  
l  
l

M  
a  
r  
s  
h  
a  
l  
l



Average RPI Win:		237	WON-LOST RECORD		WINNING PCT. RANK		LAST 10 GAMES		STRENGTH OF SCHEDULE		OPP. STRENGTH OF SCHEDULE		TEAM RPI		ADJ RPI		CONF. RPI		ADJ CONF. RPI	
DIV. I ONLY			11-21-0		.34375 235		5-4-0		135		260		207		.46437 208		32		32	
DIV. I NON-CONF.			3-14-0		.17647 276		0-2-0		16		235		212		.46822 217		28		29	
TOTALS		RPI 1-25		RPI 26-50		W-L RECORDS		RPI 51-100		RPI 101-150		RPI 150+								
11-21-0		0-3-0		0-2-0		OVERALL		0-3-0		1-2-0		12-11-0								
5-5-0		0-0-0		0-1-0		HOME		0-0-0		0-0-0		5-4-0								
6-16-0		0-3-0		0-1-0		AWAY		0-3-0		1-2-0		6-7-0								
1-0-0		0-0-0		0-0-0		NEUTRAL		0-0-0		0-0-0		1-0-0								
3-14-0		0-3-0		0-2-0		NON-CONFERENCE		0-3-0		1-2-0		2-4-0								
2-2-0		0-0-0		0-1-0		HOME		0-0-0		0-0-0		2-1-0								
1-12-0		0-3-0		0-0-		AWAY		0-3-0		1-2-0		0-3-0								
0-0-0		0-0-0		0-0-0		NEUTRAL		0-0-0		0-0-0		0-0-0								
10-7-0		0-0-0		0-0-0		CONFERENCE		0-0-0		0-0-0		10-7-0								
3-3-0		0-0-0		0-0-0		HOME		0-0-0		0-0-0		3-3-0								
6-4-0		0-0-0		0-0-0		AWAY		0-0-0		0-0-0		6-4-0								
1-0-0		0-0-0		0-0-0		NEUTRAL		0-0-0		0-0-0		1-0-0								
RPI	S	Opponent		Score		RPI	S	Opponent		Score		RPI	S	Opponent		Score				
14	A	Ole Miss		2	7	44	A	Central Ark.		3	6	70	A	Southeastern La.		1	14			
22	A	Oklahoma		2	4	44	H	Central Ark.		1	6	70	A	Southeastern La.		1	17			
22	A	Oklahoma		1	11							70	A	Southeastern La.		3	4			
														126 A TCU		6	4			
														194 A Texas Southern		3	6			
														194 A Texas Southern		3	8			
														194 A Texas Southern		5	1			
														196 A McNeese St.		0	2			
														196 A McNeese St.		1	2			
														196 A McNeese St.		2	3			
														206 H North Dakota St.		5	4			
														206 H North Dakota St.		0	4			
														206 H North Dakota St.		5	1			
														234 A Southern U.		5	7			
														234 A Southern U.		8	1			
														234 A Southern U.		9	1			
														234 H Southern U.		0	2			
														234 H Southern U.		8	11			
														234 H Southern U.		5	4			
														268 A Grambling		7	6			
														268 A Grambling		5	6			
														268 A Grambling		15	5			
														268 H Grambling		0	3			
														268 H Grambling		6	4			
														268 H Grambling		8	3			
														286 A Alcorn		10	3			
														295 N Mississippi Val.		24	5			

**Non-Div. I Games:** Jarvis Christian

8	1	Jarvis Christian	0	5
---	---	------------------	---	---

Ark.-Pine Bluff



Average RPI Win:		208	WON-LOST RECORD		WINNING PCT. RANK		LAST 10 GAMES		STRENGTH OF SCHEDULE		OPP. STRENGTH OF SCHEDULE		TEAM RPI		ADJ RPI		CONF. RPI		ADJ CONF. RPI	
DIV. I ONLY			14-15-0		.48276 165		5-5-0		248		125		209		.46414 209		25		25	
DIV. I NON-CONF.			8-9-0		.47059 163		2-2-0		194		17		131		.5051 136		21		21	
TOTALS		RPI 1-25		RPI 26-50		W-L RECORDS		RPI 51-100		RPI 101-150		RPI 150+								
14-15-0		0-3-0		1-3-0		OVERALL		1-0-0		1-2-0		11-7-0								
8-6-0		0-0-0		0-0-0		HOME		0-0-0		1-2-0		7-4-0								
6-9-0		0-3-0		1-3-0		AWAY		1-0-0		0-0-0		4-3-0								
0-0-0		0-0-0		0-0-0		NEUTRAL		0-0-0		0-0-0		0-0-0								
8-9-0		0-3-0		1-3-0		NON-CONFERENCE		1-0-0		0-0-0		6-3-0								
4-1-0		0-0-0		0-0-0		HOME		0-0-0		0-0-0		4-1-0								
4-8-0		0-3-0		1-0-		AWAY		1-0-0		0-0-0		2-2-0								
0-0-0		0-0-0		0-0-0		NEUTRAL		0-0-0		0-0-0		0-0-0								
6-6-0		0-0-0		0-0-0		CONFERENCE		0-0-0		1-2-0		5-4-0								
4-5-0		0-0-0		0-0-0		HOME		0-0-0		1-2-0		3-3-0								
2-1-0		0-0-0		0-0-0		AWAY		0-0-0		0-0-0		2-1-0								
0-0-0		0-0-0		0-0-0		NEUTRAL		0-0-0		0-0-0		0-0-0								
RPI	S	Opponent		Score		RPI	S	Opponent		Score		RPI	S	Opponent		Score				
2	A	Vanderbilt		0	9	27	A	Notre Dame		2	6	53	A	Indiana St.		6	2			
2	A	Vanderbilt		1	3	34	A	Texas A&M		1	5			133 H Milwaukee		0	10			
2	A	Vanderbilt		3	5	34	A	Texas A&M		2	0			133 H Milwaukee		0	4			
						34	A	Texas A&M		3	4			182 H Purdue		9	2			
														182 H Purdue		10	17			
														188 A Northwestern		1	3			
														232 H Wright St.		6	11			
														232 H Wright St.		4	6			
														232 H Wright St.		6	1			
														239 A Valparaiso		4	3			
														239 A Valparaiso		2	1			
														239 A Valparaiso		2	6			
														246 H Western Ill.		2	0			
														246 H Western Ill.		3	2			
														246 H Western Ill.		6	5			
														252 H Youngstown St.		7	8			
														252 H Youngstown St.		8	1			
														252 H Youngstown St.		4	1			
														282 A Santa Clara		15	8			
														282 A Santa Clara		3	10			
														282 A Santa Clara		5	3			
LAST 10 GAMES				LAST 10 GAMES				LAST 10 GAMES				LAST 10 GAMES								
232	H	Wright St.		4	6	239	A	Valparaiso		2	1	188	A	Northwestern		1	3			
232	H	Wright St.		6	11	27	A	Notre Dame		2	6	246	H	Western Ill.		6	5			
232	H	Wright St.		6	1	246	H	Western Ill.		2	0									
239	A	Valparaiso		4	3															
239	A	Valparaiso		2	6															

Non-Div. I Games:	Chicago	15	6	Edgewood	5	3	Roosevelt	1	6	Ill.-Chicago
-------------------	---------	----	---	----------	---	---	-----------	---	---	--------------

Non-Div. I Games:

Chicago

15 6

Edgewood

5 3

Roosevelt

1 6

Ill.-Chicago



[illegible]

**Non-Div. I Games:**

Holy Cross



RPI	S	Opponent	Score	
285	A	Yale	7	4
285	A	Yale	2	0
290	A	Lafayette	23	4
290	A	Lafayette	3	0
290	A	Lafayette	7	8
290	A	Lafayette	11	5







Average RPI Win:	217	WON-LOST RECORD	WINNING PCT. RANK	LAST 10 GAMES	STRENGTH OF SCHEDULE	OPP. STRENGTH OF SCHEDULE	TEAM RPI	ADJ RPI	CONF. RPI	ADJ CONF. RPI	
DIV. I ONLY	19-17-0	.52778	131	3-6-0	242	178	212	.46295	212	28	28
DIV. I NON-CONF.	5-8-0	.38462	203	1-2-0	212	57	256	.4361	255	29	28
<hr/>											
TOTALS	RPI 1-25	RPI 26-50		W-L RECORDS	RPI 51-100		RPI 101-150		RPI 150+		
19-17-0	0-0-0	0-0-0		OVERALL	3-11-0		0-1-0		17-6-0		
15-9-0	0-0-0	0-0-0		HOME	2-7-0		0-0-0		14-2-0		
4-8-0	0-0-0	0-0-0		AWAY	1-4-0		0-1-0		3-4-0		
0-0-0	0-0-0	0-0-0		NEUTRAL	0-0-0		0-0-0		0-0-0		
<hr/>											
5-8-0	0-0-0	0-0-0		NON-CONFERENCE	1-7-0		0-1-0		5-1-0		
6-5-0	0-0-0	0-0-0		HOME	1-5-0		0-0-0		5-0-0		
0-4-0	0-0-0	0-0-		AWAY	0-2-0		0-1-0		0-1-0		
0-0-0	0-0-0	0-0-0		NEUTRAL	0-0-0		0-0-0		0-0-0		
<hr/>											
14-9-0	0-0-0	0-0-0		CONFERENCE	2-4-0		0-0-0		12-5-0		
10-4-0	0-0-0	0-0-0		HOME	1-2-0		0-0-0		9-2-0		
4-5-0	0-0-0	0-0-0		AWAY	1-2-0		0-0-0		3-3-0		
0-0-0	0-0-0	0-0-0		NEUTRAL	0-0-0		0-0-0		0-0-0		
<hr/>											
RPI	S	Opponent	Score	RPI	S	Opponent	Score	RPI	S	Opponent	Score
				53	H	Campbell	5 1	132	A	High Point	0 7
				58	A	Duke	3 8	159	H	Delaware St.	6 9
				58	H	Duke	3 6	159	H	Delaware St.	5 1
				84	H	Presbyterian	2 3	167	H	Longwood	5 4
				84	H	Presbyterian	0 5	167	H	Longwood	10 0
				84	H	Presbyterian	3 5	195	A	UNC Greensboro	8 17
				95	A	East Carolina	0 3	204	A	Savannah St.	5 8
				95	H	East Carolina	1 5	204	A	Savannah St.	14 0
				99	A	Bethune-Cookman	10 0	204	A	Savannah St.	7 4
				99	A	Bethune-Cookman	2 4	221	H	Davidson	3 1
				99	A	Bethune-Cookman	2 9	242	A	N.C. A&T	4 2
				99	H	Bethune-Cookman	0 7	242	A	N.C. A&T	8 11
				99	H	Bethune-Cookman	3 2	242	A	N.C. A&T	3 7
				99	H	Bethune-Cookman	2 3	242	H	N.C. A&T	3 8
								242	H	N.C. A&T	10 0
								242	H	N.C. A&T	8 7
								263	H	Norfolk St.	6 1
								278	H	NJIT	5 1
								278	H	NJIT	11 4
								281	H	Florida A&M	5 4
				281	H	Florida A&M	3 2				
				281	H	Florida A&M	5 4				
				289	H	Coppin St.	11 1				
				289	H	Coppin St.	2 1				
				LAST 10 GAMES							
				132	A	High Point	0 7	58	A	Duke	3 8
				53	H	Campbell	5 1	242	A	N.C. A&T	4 2
				99	A	Bethune-Cookman	2 9	242	A	N.C. A&T	8 11
				99	A	Bethune-Cookman	2 4	242	A	N.C. A&T	3 7
				99	A	Bethune-Cookman	10 0	195	A	UNC Greensboro	8 17

Non-Div. I Games: Saint Augustine's 9 8 Virginia St. 6 1 Virginia St. 5 2 N.C. Central



Average RPI Win:	173	WON-LOST	WINNING	LAST 10	STRENGTH OF	OPP. STRENGTH	TEAM	ADJ	CONF.	ADJ CONF.					
Average RPI Loss:	171	RECORD	PCT. RANK	GAMES	SCHEDULE	OF SCHEDULE	RPI	RPI	RPI	RPI					
DIV. I ONLY		11-19-0	.36667	224	6-4-0	214	224	213	.46289	213	20	20			
DIV. I NON-CONF.		4-13-0	.23529	265	0-1-0	102	243	221	.46614	221	18	18			
<hr/>															
TOTALS	RPI 1-25	RPI 26-50		W-L RECORDS		RPI 51-100		RPI 101-150		RPI 150+					
11-19-0	0-0-0	0-1-0		OVERALL		2-1-0		1-7-0		8-10-0					
1-5-0	0-0-0	0-0-0		HOME		0-0-0		0-0-0		1-5-0					
9-12-0	0-0-0	0-1-0		AWAY		2-1-0		1-6-0		6-4-0					
1-2-0	0-0-0	0-0-0		NEUTRAL		0-0-0		0-1-0		1-1-0					
<hr/>															
4-13-0	0-0-0	0-1-0		NON-CONFERENCE		2-1-0		1-7-0		1-4-0					
0-0-0	0-0-0	0-0-0		HOME		0-0-0		0-0-0		0-0-0					
3-11-0	0-0-0	0-0-		AWAY		2-1-0		1-6-0		0-3-0					
1-2-0	0-0-0	0-0-0		NEUTRAL		0-0-0		0-1-0		1-1-0					
<hr/>															
7-6-0	0-0-0	0-0-0		CONFERENCE		0-0-0		0-0-0		7-6-0					
1-5-0	0-0-0	0-0-0		HOME		0-0-0		0-0-0		1-5-0					
6-1-0	0-0-0	0-0-0		AWAY		0-0-0		0-0-0		6-1-0					
0-0-0	0-0-0	0-0-0		NEUTRAL		0-0-0		0-0-0		0-0-0					
<hr/>															
RPI	S	Opponent	Score	RPI	S	Opponent	Score	RPI	S	Opponent	Score				
				33	A	FGCU	0 7	77	A	Western Ky.	9 8				
								77	A	Western Ky.	3 4				
								77	A	Western Ky.	3 2				
										115	N	West Virginia	2 8		
										117	A	Illinois St.	3 6		
										117	A	Illinois St.	1 3		
										117	A	Illinois St.	0 5		
										117	A	Illinois St.	7 5		
										136	A	Michigan	0 2		
										142	A	Tennessee Tech	4 10		
										142	A	Tennessee Tech	5 8		
										181	A	Central Mich.	9 5		
										181	A	Central Mich.	3 5		
										181	A	Central Mich.	1 0		
										199	H	Eastern Mich.	10 4		
										199	H	Eastern Mich.	6 11		
										199	H	Eastern Mich.	5 13		
										203	A	Toledo	6 3		
										203	A	Toledo	14 1		
										203	A	Toledo	5 0		
										206	N	North Dakota St.	5 8		
										216	N	Georgetown	8 7		
										219	H	Western Mich.	3 4		
										219	H	Western Mich.	3 4		
										219	H	Western Mich.	6 13		
				LAST 10 GAMES							219	H	Western Mich.	6 13	
				203	A	Toledo	6 3	199	H	Eastern Mich.	6 11	241	A	Ball St.	7 5
				203	A	Toledo	14 1	199	H	Eastern Mich.	10 4	272	A	Murray St.	1 2
				203	A	Toledo	5 0	136	A	Michigan	0 2	272	A	Murray St.	7 9
				241	A	Ball St.	7 5	181	A	Central Mich.	9 5	272	A	Murray St.	6 8
				199	H	Eastern Mich.	5 13	181	A	Central Mich.	3 5				

**Non-Div. I Games:**

Bowling Green



Average RPI Win: 237		WON-LOST RECORD		WINNING PCT. RANK		LAST 10 GAMES		STRENGTH OF SCHEDULE		OPP. STRENGTH OF SCHEDULE		TEAM RPI		ADJ RPI		CONF. RPI		ADJ CONF. RPI	
DIV. I ONLY		15-15-0		.5 151		4-6-0		255		281		214		.46277 214		27		27	
DIV. I NON-CONF.		7-7-0		.5 133		1-1-0		172		275		133		.50687 132		27		27	
TOTALS		RPI 1-25		RPI 26-50		W-L RECORDS		RPI 51-100		RPI 101-150		RPI 150+							
15-15-0		0-0-0		0-0-0		OVERALL		0-1-0		3-6-0		12-9-0							
6-5-0		0-0-0		0-0-0		HOME		0-1-0		0-1-0		6-3-0							
9-10-0		0-0-0		0-0-0		AWAY		0-0-0		3-5-0		6-6-0							
0-0-0		0-0-0		0-0-0		NEUTRAL		0-0-0		0-0-0		0-0-0							
7-7-0		0-0-0		0-0-0		NON-CONFERENCE		0-1-0		2-3-0		5-4-0							
1-2-0		0-0-0		0-0-0		HOME		0-1-0		0-1-0		1-0-0							
6-6-0		0-0-0		0-0-		AWAY		0-0-0		2-2-0		4-4-0							
0-0-0		0-0-0		0-0-0		NEUTRAL		0-0-0		0-0-0		0-0-0							
8-8-0		0-0-0		0-0-0		CONFERENCE		0-0-0		1-3-0		7-5-0							
5-3-0		0-0-0		0-0-0		HOME		0-0-0		0-0-0		5-3-0							
3-5-0		0-0-0		0-0-0		AWAY		0-0-0		1-3-0		2-2-0							
0-0-0		0-0-0		0-0-0		NEUTRAL		0-0-0		0-0-0		0-0-0							
RPI	S	Opponent		Score		RPI	S	Opponent		Score		RPI	S	Opponent		Score			



RPI	S	Opponent	Score	
292	H	Fairleigh Dickinson	6	3
292	H	Fairleigh Dickinson	5	2
292	H	Fairleigh Dickinson	9	3

Central Conn. St.  
.  
S  
t  
.

C  
e  
n  
t  
r  
a  
l  
C  
o  
n  
n  
.  
S  
t  
.



Average RPI Win:	256	WON-LOST	WINNING	LAST 10	STRENGTH OF	OPP. STRENGTH	TEAM	ADJ	CONF.	ADJ CONF.					
Average RPI Loss:	134	RECORD	PCT. RANK	GAMES	SCHEDULE	OF SCHEDULE	RPI	RPI	RPI	RPI					
DIV. I ONLY		13-21-0	.38235	217	7-3-0	218	274	215	.46275	215	22	22			
DIV. I NON-CONF.		7-18-0	.28	252	4-3-0	144	267	230	.45696	230	23	23			
<hr/>															
TOTALS	RPI 1-25	RPI 26-50		W-L RECORDS		RPI 51-100		RPI 101-150		RPI 150+					
13-21-0	0-0-0	0-3-0		OVERALL		0-3-0		1-5-0		13-10-0					
4-2-0	0-0-0	0-0-0		HOME		0-0-0		0-0-0		5-2-0					
8-19-0	0-0-0	0-3-0		AWAY		0-3-0		1-5-0		7-8-0					
1-0-0	0-0-0	0-0-0		NEUTRAL		0-0-0		0-0-0		1-0-0					
<hr/>															
7-18-0	0-0-0	0-3-0		NON-CONFERENCE		0-3-0		1-5-0		7-7-0					
4-0-0	0-0-0	0-0-0		HOME		0-0-0		0-0-0		4-0-0					
3-18-0	0-0-0	0-0-		AWAY		0-3-0		1-5-0		2-7-0					
1-0-0	0-0-0	0-0-0		NEUTRAL		0-0-0		0-0-0		1-0-0					
<hr/>															
6-3-0	0-0-0	0-0-0		CONFERENCE		0-0-0		0-0-0		6-3-0					
1-2-0	0-0-0	0-0-0		HOME		0-0-0		0-0-0		1-2-0					
5-1-0	0-0-0	0-0-0		AWAY		0-0-0		0-0-0		5-1-0					
0-0-0	0-0-0	0-0-0		NEUTRAL		0-0-0		0-0-0		0-0-0					
<hr/>															
RPI	S	Opponent	Score	RPI	S	Opponent	Score	RPI	S	Opponent	Score				
				28	A	William & Mary	3 9	96	A	Bryant	9 11				
				28	A	William & Mary	2 4	96	A	Bryant	5 10				
				28	A	William & Mary	2 13	96	A	Bryant	2 3				
										105	A	Liberty	0 4		
										105	A	Liberty	0 9		
										114	A	Dartmouth	7 15		
										147	A	UCF	2 8		
										147	A	UCF	7 4		
										147	A	UCF	1 7		
										152	A	Charlotte	3 5		
										152	A	Charlotte	4 14		
										152	A	Charlotte	3 9		
										152	A	Charlotte	6 7		
										153	H	Marist	2 3		
										153	H	Marist	9 5		
										153	H	Marist	1 2		
										198	A	Charleston So.	3 8		
										198	A	Charleston So.	10 5		
										198	A	Charleston So.	7 8		
										249	A	Army	6 7		
										249	N	Army	10 2		
										260	A	Fairfield	9 3		
										260	A	Fairfield	3 4		
										260	A	Fairfield	7 4		
				LAST 10 GAMES						278	A	NJIT	11 8		
				284	H	Fordham	5 2	298	H	NYIT	8 1	283	H	Massachusetts	8 4
				294	A	Iona	8 4	96	A	Bryant	5 10	284	H	Fordham	5 2
				294	A	Iona	3 2	96	A	Bryant	2 3	294	A	Iona	4 2
				294	A	Iona	4 2	96	A	Bryant	9 11	294	A	Iona	3 2
				298	H	NYIT	10 3	283	H	Massachusetts	8 4	294	A	Iona	8 4

Non-Div. I Games:

Siena



RPI	S	Opponent	Score	
298	H	NYIT	8	1
298	H	NYIT	10	3

Siena

S  
i  
e  
n  
a

S  
i  
e  
n  
a



Georgetown

Georgetown



RPI	S	Opponent	Score	
271	H	George Washington	9	1
290	N	Lafayette	8	3
296	N	Chicago St.	8	5
297	A	UMES	17	15

Georgetown

G  
e  
o  
r  
g  
e  
t  
o  
w  
n

G  
e  
o  
r  
g  
e  
t  
o  
w  
n



Average RPI Win:	222	WON-LOST	WINNING	LAST 10	STRENGTH OF	OPP. STRENGTH	TEAM	ADJ	CONF.	ADJ CONF.	
Average RPI Loss:	155	RECORD	PCT. RANK	GAMES	SCHEDULE	OF SCHEDULE	RPI	RPI	RPI	RPI	
DIV. I ONLY	10-20-0	.33333	242	1-9-0	177	267	217	.46194	217	27	27
DIV. I NON-CONF.	5-9-0	.35714	218	0-2-0	157	232	178	.4856	177	27	27
<hr/>											
TOTALS	RPI 1-25	RPI 26-50		W-L RECORDS		RPI 51-100		RPI 101-150		RPI 150+	
10-20-0	0-1-0	0-0-0		OVERALL		0-6-0		3-6-0		7-8-0	
1-4-0	0-0-0	0-0-0		HOME		0-0-0		0-1-0		1-4-0	
8-15-0	0-1-0	0-0-0		AWAY		0-6-0		3-5-0		5-3-0	
1-1-0	0-0-0	0-0-0		NEUTRAL		0-0-0		0-0-0		1-1-0	
5-9-0	0-1-0	0-0-0		NON-CONFERENCE		0-2-0		1-4-0		4-3-0	
0-2-0	0-0-0	0-0-0		HOME		0-0-0		0-1-0		0-1-0	
4-7-0	0-1-0	0-0-		AWAY		0-2-0		1-3-0		3-1-0	
1-1-0	0-0-0	0-0-0		NEUTRAL		0-0-0		0-0-0		1-1-0	
5-11-0	0-0-0	0-0-0		CONFERENCE		0-4-0		2-2-0		3-5-0	
1-3-0	0-0-0	0-0-0		HOME		0-0-0		0-0-0		1-3-0	
4-8-0	0-0-0	0-0-0		AWAY		0-4-0		2-2-0		2-2-0	
0-0-0	0-0-0	0-0-0		NEUTRAL		0-0-0		0-0-0		0-0-0	
RPI	S	Opponent	Score	RPI	S	Opponent	Score	RPI	S	Opponent	Score
19	A	North Carolina St.	0 1					58	A	Duke	2 15
								76	A	Connecticut	2 4
								96	A	Bryant	5 10
								96	A	Bryant	2 3
								96	A	Bryant	0 4
								96	A	Bryant	3 4

Non-Div. I Games:

Quinnipiac



Average RPI Win: 209		WON-LOST	WINNING	LAST 10	STRENGTH OF		OPP. STRENGTH	TEAM	ADJ	CONF.	ADJ CONF.
Average RPI Loss: 156		RECORD	PCT. RANK	GAMES	SCHEDULE		OF SCHEDULE	RPI	RPI	RPI	RPI
DIV. I ONLY		17-18-0	.48571	159	5-5-0		251	179	218	.46138	218
DIV. I NON-CONF.		6-11-0	.35294	219	0-3-0		258	156	262	.43058	262
TOTALS		RPI 1-25	RPI 26-50		W-L RECORDS		RPI 51-100		RPI 101-150		RPI 150+
17-18-0		0-0-0	2-1-0		OVERALL		0-2-0		2-9-0		13-7-0
9-9-0		0-0-0	2-1-0		HOME		0-1-0		1-5-0		6-3-0
8-9-0		0-0-0	0-0-0		AWAY		0-1-0		1-4-0		7-4-0
0-0-0		0-0-0	0-0-0		NEUTRAL		0-0-0		0-0-0		0-0-0
6-11-0		0-0-0	0-0-0		NON-CONFERENCE		0-2-0		1-7-0		5-3-0
2-8-0		0-0-0	0-0-0		HOME		0-1-0		1-5-0		1-2-0
4-4-0		0-0-0	0-0-		AWAY		0-1-0		0-2-0		4-1-0
0-0-0		0-0-0	0-0-0		NEUTRAL		0-0-0		0-0-0		0-0-0
11-7-0		0-0-0	2-1-0		CONFERENCE		0-0-0		1-2-0		8-4-0
7-2-0		0-0-0	2-1-0		HOME		0-0-0		0-0-0		5-1-0
4-5-0		0-0-0	0-0-0		AWAY		0-0-0		1-2-0		3-3-0
0-0-0		0-0-0	0-0-0		NEUTRAL		0-0-0		0-0-0		0-0-0
RPI S	Opponent	Score	RPI S	Opponent	Score	RPI S	Opponent	Score	RPI S	Opponent	Score
			30 H	Austin Peay	4 9	78 A	Missouri St.	4 11	112 A	Arkansas St.	8 9
			30 H	Austin Peay	14 8	89 H	Creighton	2 17	112 H	Arkansas St.	4 5
			30 H	Austin Peay	5 3				120 A	Belmont	2 6
									120 A	Belmont	6 11
									120 A	Belmont	1 0
									122 A	Saint Louis	6 7
									122 H	Saint Louis	4 8
									144 H	Oral Roberts	1 3
									144 H	Oral Roberts	3 4
									144 H	Oral Roberts	6 5
									146 H	Southern Ill.	3 25
									202 A	UALR	2 3
									202 A	UALR	4 3
									206 H	North Dakota St.	6 9
									206 H	North Dakota St.	2 7
									206 H	North Dakota St.	13 7
									230 H	Eastern Ky.	1 7
									230 H	Eastern Ky.	5 3
									230 H	Eastern Ky.	8 6
									258 A	Morehead St.	8 11
									258 A	Morehead St.	2 4
									258 A	Morehead St.	10 5
									262 H	UT Martin	9 6
									262 H	UT Martin	8 5
									262 H	UT Martin	7 2
									264 A	New Orleans	6 1
									264 A	New Orleans	7 4
LAST 10 GAMES			112 H	Arkansas St.	4 5	265 A	SIU Edwardsville	13 11	262 H	UT Martin	9 6
			30 H	Austin Peay	14 8	265 A	SIU Edwardsville	8 4	262 H	UT Martin	8 5
			30 H	Austin Peay	5 3	265 A	SIU Edwardsville	0 4	262 H	UT Martin	7 2
			30 H	Austin Peay	4 9	112 A	Arkansas St.	8 9	264 A	New Orleans	6 1
			146 H	Southern Ill.	3 25	262 H	UT Martin	7 2	264 A	New Orleans	7 4

Non-Div. I Games: Harris-Stowe 12 1 Mid-Continent 9 1

Southeast Mo. St.



RPI	S	Opponent	Score	
264	A	New Orleans	11	2
265	A	SIU Edwardsville	0	4
265	A	SIU Edwardsville	8	4
265	A	SIU Edwardsville	13	11

Southeast Mo. St.

S  
o  
u  
t  
h  
e  
a  
s  
t  
M  
o  
.  
S  
t  
.

S  
o  
u  
t  
h  
e  
a  
s  
t  
M  
o  
.  
S  
t  
.



Average RPI Win: 196		WON-LOST	WINNING	LAST 10	STRENGTH OF		OPP. STRENGTH	TEAM	ADJ		CONF.	ADJ CONF.
Average RPI Loss: 133		RECORD	PCT. RANK	GAMES	SCHEDULE		OF SCHEDULE	RPI	RPI		RPI	RPI
DIV. I ONLY		11-23-0	.32353	249	4-6-0		158	236	220		.46075	219
DIV. I NON-CONF.		6-16-0	.27273	254	2-1-0		104	188	206		.47366	206
TOTALS		RPI 1-25	RPI 26-50		W-L RECORDS		RPI 51-100		RPI 101-150		RPI 150+	
11-23-0		0-0-0	0-4-0		OVERALL		1-7-0		3-2-0		8-10-0	
3-4-0		0-0-0	0-0-0		HOME		0-0-0		0-0-0		4-4-0	
6-16-0		0-0-0	0-4-0		AWAY		1-6-0		1-0-0		4-5-0	
2-3-0		0-0-0	0-0-0		NEUTRAL		0-0-0		2-2-0		0-1-0	
6-16-0		0-0-0	0-4-0		NON-CONFERENCE		1-7-0		3-2-0		3-3-0	
2-0-0		0-0-0	0-0-0		HOME		0-0-0		0-0-0		2-0-0	
3-13-0		0-0-0	0-0-		AWAY		1-7-0		1-0-0		1-2-0	
2-3-0		0-0-0	0-0-0		NEUTRAL		0-0-0		2-2-0		0-1-0	
5-7-0		0-0-0	0-0-0		CONFERENCE		0-0-0		0-0-0		5-7-0	
2-4-0		0-0-0	0-0-0		HOME		0-0-0		0-0-0		2-4-0	
3-3-0		0-0-0	0-0-0		AWAY		0-0-0		0-0-0		3-3-0	
0-0-0		0-0-0	0-0-0		NEUTRAL		0-0-0		0-0-0		0-0-0	
RPI S	Opponent	Score	RPI S	Opponent	Score	RPI S	Opponent	Score	RPI S	Opponent	Score	
			26 A	Michigan St.	1 10	79 A	Pepperdine	1 11	122 N	Saint Louis	2 6	
			33 A	FGCU	3 10	79 A	Pepperdine	2 7	125 N	Northeastern	2 4	
			33 A	FGCU	2 5	79 A	Pepperdine	1 7	136 A	Michigan	7 3	
			33 A	FGCU	2 3	79 A	Pepperdine	6 10	148 N	Maine	1 0	
						85 A	Minnesota	1 7	148 N	Maine	7 3	
						85 A	Minnesota	1 15	172 H	Buffalo	4 3	
						85 A	Minnesota	2 0	172 H	Buffalo	5 7	
						85 A	Minnesota	2 9	172 H	Buffalo	3 10	
									184 A	Northern Ill.	8 9	
									184 A	Northern Ill.	2 3	
									184 A	Northern Ill.	3 5	
									213 A	Bowling Green	4 3	
									213 A	Bowling Green	4 3	
									213 A	Bowling Green	13 6	
									239 H	Valparaiso	5 4	
									241 H	Ball St.	12 11	
									241 H	Ball St.	1 3	
									241 H	Ball St.	2 5	
									243 N	Air Force	3 8	
									253 A	Cincinnati	1 3	
									253 A	Cincinnati	8 4	
									253 A	Cincinnati	1 11	
									296 H	Chicago St.	12 1	
									172 H	Buffalo	4 3	
LAST 10 GAMES												
			239 H	Valparaiso	5 4	241 H	Ball St.	1 3				
			184 A	Northern Ill.	8 9	241 H	Ball St.	2 5				
			184 A	Northern Ill.	2 3	241 H	Ball St.	12 11				
			184 A	Northern Ill.	3 5	296 H	Chicago St.	12 1				
			26 A	Michigan St.	1 10	172 H	Buffalo	4 3				

Non-Div. I Games:

Western Mich.



Average RPI Win: 158		WON-LOST RECORD	WINNING PCT. RANK	LAST 10 GAMES	STRENGTH OF SCHEDULE	OPP. STRENGTH OF SCHEDULE	TEAM RPI	ADJ RPI	CONF. RPI	ADJ CONF. RPI							
Average RPI Loss: 132																	
DIV. I ONLY		12-25-0	.32432	247	4-6-0	68	220	221	.45922	220	14	14					
DIV. I NON-CONF.		10-15-0	.4	195	4-0-0	89	268	216	.46882	215	14	14					
<hr/>																	
TOTALS		RPI 1-25		RPI 26-50		W-L RECORDS		RPI 51-100		RPI 101-150		RPI 150+					
12-25-0		1-1-0		0-3-0		OVERALL		1-4-0		4-11-0		8-6-0					
9-17-0		0-0-0		0-3-0		HOME		1-3-0		3-5-0		6-6-0					
3-8-0		1-1-0		0-0-0		AWAY		0-1-0		1-6-0		2-0-0					
0-0-0		0-0-0		0-0-0		NEUTRAL		0-0-0		0-0-0		0-0-0					
10-15-0		1-1-0		0-0-0		NON-CONFERENCE		0-2-0		3-6-0		8-6-0					
8-10-0		0-0-0		0-0-0		HOME		0-1-0		2-3-0		6-6-0					
4-5-0		1-1-0		0-0-		AWAY		0-1-0		1-3-0		2-0-0					
0-0-0		0-0-0		0-0-0		NEUTRAL		0-0-0		0-0-0		0-0-0					
2-10-0		0-0-0		0-3-0		CONFERENCE		1-2-0		1-5-0		0-0-0					
2-7-0		0-0-0		0-3-0		HOME		1-2-0		1-2-0		0-0-0					
0-3-0		0-0-0		0-0-0		AWAY		0-0-0		0-3-0		0-0-0					
0-0-0		0-0-0		0-0-0		NEUTRAL		0-0-0		0-0-0		0-0-0					
RPI	S	Opponent		Score		RPI	S	Opponent		Score		RPI	S	Opponent		Score	
3	A	North Carolina		2	6	38	H	Coastal Caro.		2	3	84	H	Presbyterian		3	1
18	A	Clemson		3	2	38	H	Coastal Caro.		3	4	84	H	Presbyterian		3	9
						38	H	Coastal Caro.		2	13	84	H	Presbyterian		3	4
												93	A	Citadel		4	6
												93	H	Citadel		1	3
												106	H	Furman		13	4
												116	A	East Tenn. St.		2	1
												116	H	East Tenn. St.		3	2
												129	A	Radford		7	11
												129	A	Radford		5	6
												129	A	Radford		5	7
												141	H	Rhode Island		0	4
												141	H	Rhode Island		2	4
												141	H	Rhode Island		1	2
												147	A	UCF		6	7
												147	A	UCF		0	3
												147	A	UCF		7	12
												149	H	Gardner-Webb		4	7
												149	H	Gardner-Webb		1	5
												149	H	Gardner-Webb		4	2
												152	A	Charlotte		6	5
												152	H	Charlotte		11	2
												159	H	Delaware St.		3	2
												159	H	Delaware St.		5	6
												159	H	Delaware St.		0	5
												197	H	Wofford		6	1
												221	A	Davidson		5	3
												221	H	Davidson		8	4
												222	H	Penn		5	2
												222	H	Penn		0	7
												222	H	Penn		4	6
												230	H	Eastern Ky.		6	7
<hr/>																	
LAST 10 GAMES																	
152	H	Charlotte			11	2	106	H	Furman			13	4	221	H	Davidson	
221	A	Davidson			5	3	152	A	Charlotte			6	5	222	H	Penn	
38	H	Coastal Caro.			3	4	129	A	Radford			5	7	222	H	Penn	
38	H	Coastal Caro.			2	13	129	A	Radford			7	11	222	H	Penn	
38	H	Coastal Caro.			2	3	129	A	Radford			5	6	230	H	Eastern Ky.	

Non-Div. I Games:

Winthrop



RPI	S	Opponent	Score	
297	H	UMES	4	7
297	H	UMES	2	1

Winthrop

W  
i  
n  
t  
h  
r  
o  
p

W  
i  
n  
t  
h  
r  
o  
p



Average RPI Win: 162		WON-LOST	WINNING	LAST 10	STRENGTH OF		OPP. STRENGTH	TEAM	ADJ		CONF.	ADJ CONF.
Average RPI Loss: 106		RECORD	PCT. RANK	GAMES	SCHEDULE		OF SCHEDULE	RPI	RPI		RPI	RPI
DIV. I ONLY		10-24-0	.29412	265	2-8-0		62	126	222		.45835	221
DIV. I NON-CONF.		5-11-0	.3125	238	1-5-0		99	225	235		.45182	233
TOTALS		RPI 1-25	RPI 26-50		W-L RECORDS		RPI 51-100		RPI 101-150		RPI 150+	
10-24-0		0-2-0	1-2-0		OVERALL		2-11-0		3-3-0		4-7-0	
10-10-0		0-0-0	1-0-0		HOME		2-4-0		3-3-0		4-4-0	
0-14-0		0-2-0	0-2-0		AWAY		0-7-0		0-0-0		0-3-0	
0-0-0		0-0-0	0-0-0		NEUTRAL		0-0-0		0-0-0		0-0-0	
5-11-0		0-2-0	1-2-0		NON-CONFERENCE		0-1-0		0-0-0		4-7-0	
5-4-0		0-0-0	1-0-0		HOME		0-0-0		0-0-0		4-4-0	
0-8-0		0-2-0	0-0-		AWAY		0-1-0		0-0-0		0-3-0	
0-0-0		0-0-0	0-0-0		NEUTRAL		0-0-0		0-0-0		0-0-0	
5-13-0		0-0-0	0-0-0		CONFERENCE		2-10-0		3-3-0		0-0-0	
5-7-0		0-0-0	0-0-0		HOME		2-4-0		3-3-0		0-0-0	
0-6-0		0-0-0	0-0-0		AWAY		0-6-0		0-0-0		0-0-0	
0-0-0		0-0-0	0-0-0		NEUTRAL		0-0-0		0-0-0		0-0-0	
RPI S	Opponent	Score	RPI S	Opponent	Score	RPI S	Opponent	Score	RPI S	Opponent	Score	
3 A	North Carolina	2 10	32 A	UNC Wilmington	2 15	56 H	Col. of Charleston	5 4	106 H	Furman	1 7	
21 A	South Carolina	4 12	32 A	UNC Wilmington	1 4	56 H	Col. of Charleston	5 10	106 H	Furman	22 2	
			32 H	UNC Wilmington	2 1	56 H	Col. of Charleston	5 18	106 H	Furman	7 6	
						58 A	Duke	3 9	111 H	Western Caro.	4 9	
						65 A	Elon	1 6	111 H	Western Caro.	2 5	
						65 A	Elon	2 8	111 H	Western Caro.	7 5	
						65 A	Elon	2 8	189 H	Cornell	2 3	
						81 A	Ga. Southern	4 6	189 H	Cornell	9 10	
						81 A	Ga. Southern	4 9	212 A	N.C. Central	1 3	
						81 A	Ga. Southern	2 3	216 H	Georgetown	4 8	
						83 H	Appalachian St.	4 3	220 A	Winthrop	4 8	
						83 H	Appalachian St.	1 4	220 H	Winthrop	3 5	
						83 H	Appalachian St.	4 10	225 A	USC Upstate	3 8	
									271 H	George Washington	6 5	
									271 H	George Washington	7 5	
									290 H	Lafayette	13 6	
									290 H	Lafayette	9 3	
LAST 10 GAMES												
			220 H	Winthrop	3 5	32 A	UNC Wilmington	1 4				
			56 H	Col. of Charleston	5 18	32 A	UNC Wilmington	2 15				
			56 H	Col. of Charleston	5 4	32 H	UNC Wilmington	2 1				
			56 H	Col. of Charleston	5 10	58 A	Duke	3 9				
			225 A	USC Upstate	3 8	65 A	Elon	2 8				

Non-Div. I Games:

Davidson



Average RPI Win: 217		WON-LOST RECORD	WINNING PCT. RANK		LAST 10 GAMES		STRENGTH OF SCHEDULE		OPP. STRENGTH OF SCHEDULE		TEAM RPI	ADJ RPI	CONF. RPI	ADJ CONF. RPI	
Average RPI Loss: 181															
DIV. I ONLY		20-14-0	.58824	81	5-5-0		294		148		223	.45828	222	24	24
DIV. I NON-CONF.		14-8-0	.63636	74	2-0-0		294		100		174	.48768	174	24	25
TOTALS		RPI 1-25		RPI 26-50		W-L RECORDS		RPI 51-100		RPI 101-150		RPI 150+			
20-14-0		0-0-0		1-3-0		OVERALL		2-1-0		2-0-0		16-10-0			
7-7-0		0-0-0		0-0-0		HOME		0-0-0		2-0-0		5-7-0			
13-7-0		0-0-0		1-3-0		AWAY		2-1-0		0-0-0		11-3-0			
0-0-0		0-0-0		0-0-0		NEUTRAL		0-0-0		0-0-0		0-0-0			
14-8-0		0-0-0		1-3-0		NON-CONFERENCE		2-1-0		0-0-0		12-4-0			
3-3-0		0-0-0		0-0-0		HOME		0-0-0		0-0-0		3-3-0			
12-5-0		0-0-0		1-0-		AWAY		2-1-0		0-0-0		9-1-0			
0-0-0		0-0-0		0-0-0		NEUTRAL		0-0-0		0-0-0		0-0-0			
6-6-0		0-0-0		0-0-0		CONFERENCE		0-0-0		2-0-0		4-6-0			
4-4-0		0-0-0		0-0-0		HOME		0-0-0		2-0-0		2-4-0			
2-2-0		0-0-0		0-0-0		AWAY		0-0-0		0-0-0		2-2-0			
0-0-0		0-0-0		0-0-0		NEUTRAL		0-0-0		0-0-0		0-0-0			
RPI	S	Opponent	Score	RPI	S	Opponent	Score	RPI	S	Opponent	Score	RPI	S	Opponent	Score
				28	A	William & Mary	5 7	58	A	Duke	6 0	114	H	Dartmouth	3 2
				28	A	William & Mary	5 19	58	A	Duke	1 8	114	H	Dartmouth	3 2
				28	A	William & Mary	2 8	82	A	Towson	5 4	190	H	Princeton	1 7
				28	A	William & Mary	10 4					190	H	Princeton	6 7
												190	H	Princeton	2 7
												190	H	Princeton	8 7
												220	A	Winthrop	2 5
												220	A	Winthrop	6 4
												220	A	Winthrop	7 0
												240	A	Brown	0 9
												240	A	Brown	9 5
												247	A	La Salle	5 3
												256	H	Harvard	4 1
												256	H	Harvard	3 6
												257	H	Villanova	12 5
												257	H	Villanova	4 5
												271	A	George Washington	9 2
												271	A	George Washington	2 1
												271	H	George Washington	4 6
												271	H	George Washington	6 4
												276	A	Lehigh	13 2
												285	A	Yale	0 1
												285	A	Yale	5 1
												290	A	Lafayette	8 1
												290	A	Lafayette	12 5
												290	A	Lafayette	8 1
												290	H	Lafayette	6 8
LAST 10 GAMES															
				276	A	Lehigh	13 2	247	A	La Salle	5 3	285	A	Yale	5 1
				190	H	Princeton	1 7	285	A	Yale	5 1	290	A	Lafayette	8 1
				190	H	Princeton	6 7	285	A	Yale	0 1	290	A	Lafayette	12 5
				190	H	Princeton	2 7	240	A	Brown	0 9	290	A	Lafayette	8 1
				190	H	Princeton	8 7	240	A	Brown	9 5	290	H	Lafayette	6 8

Non-Div. I Games:

Penn



RPI	S	Opponent	Score	
290	H	Lafayette	7	6

Penn

P  
e  
n  
n

P  
e  
n  
n



Average RPI Win:	213	WON-LOST RECORD	WINNING PCT. RANK	LAST 10 GAMES	STRENGTH OF SCHEDULE	OPP. STRENGTH OF SCHEDULE	TEAM RPI	ADJ RPI	CONF. RPI	ADJ CONF. RPI	
Average RPI Loss:	143										
DIV. I ONLY	9-19-0	.32143	253	2-7-0	168	218	224	.45819	223	15	15
DIV. I NON-CONF.	8-11-0	.42105	191	1-0-0	182	213	162	.49505	162	15	15
<hr/>											
TOTALS	RPI 1-25	RPI 26-50		W-L RECORDS	RPI 51-100		RPI 101-150		RPI 150+		
9-19-0	0-0-0	0-1-0		OVERALL	0-5-0		1-5-0		9-8-0		
1-5-0	0-0-0	0-0-0		HOME	0-0-0		0-0-0		1-5-0		
6-10-0	0-0-0	0-0-0		AWAY	0-5-0		1-3-0		6-2-0		
2-4-0	0-0-0	0-1-0		NEUTRAL	0-0-0		0-2-0		2-1-0		
8-11-0	0-0-0	0-1-0		NON-CONFERENCE	0-2-0		1-5-0		8-3-0		
0-0-0	0-0-0	0-0-0		HOME	0-0-0		0-0-0		0-0-0		
7-7-0	0-0-0	0-0-		AWAY	0-2-0		1-3-0		6-2-0		
2-4-0	0-0-0	0-1-0		NEUTRAL	0-0-0		0-2-0		2-1-0		
1-8-0	0-0-0	0-0-0		CONFERENCE	0-3-0		0-0-0		1-5-0		
1-5-0	0-0-0	0-0-0		HOME	0-0-0		0-0-0		1-5-0		
0-3-0	0-0-0	0-0-0		AWAY	0-3-0		0-0-0		0-0-0		
0-0-0	0-0-0	0-0-0		NEUTRAL	0-0-0		0-0-0		0-0-0		
RPI	S	Opponent	Score	RPI	S	Opponent	Score	RPI	S	Opponent	Score
				42	N	Loyola Marymount	10 23	89	A	Creighton	4 5
								89	A	Creighton	5 7
								89	A	Creighton	3 7
								91	A	UNLV	3 8
								91	A	UNLV	6 8
								112	A	Arkansas St.	5 10
								112	A	Arkansas St.	1 10
								112	A	Arkansas St.	2 12
								114	N	Dartmouth	4 7
								114	N	Dartmouth	8 11
								120	A	Belmont	4 3
								169	H	Wichita St.	8 18
								169	H	Wichita St.	6 10
								169	H	Wichita St.	0 4
								171	N	Hawaii	6 5
								184	A	Northern Ill.	19 0
								226	A	Lipscomb	11 10
								226	A	Lipscomb	11 9
								226	A	Lipscomb	7 0
								226	A	Lipscomb	5 9
								228	H	Evansville	0 10
								228	H	Evansville	1 9
								228	H	Evansville	8 5
								232	A	Wright St.	12 3
								232	A	Wright St.	6 7
								241	N	Ball St.	13 8
								241	N	Ball St.	4 7
								274	A	Dayton	9 3
<hr/>											
LAST 10 GAMES											
				184	A	Northern Ill.	19 0	89	A	Creighton	5 7
				169	H	Wichita St.	8 18	89	A	Creighton	4 5
				169	H	Wichita St.	6 10	228	H	Evansville	8 5
				169	H	Wichita St.	0 4	228	H	Evansville	1 9
				89	A	Creighton	3 7	228	H	Evansville	0 10

Non-Div. I Games: Eureka 20 0 Wash. &amp; Jeff. 12 2

Bradley







Average RPI Win:		208	WON-LOST RECORD		WINNING PCT. RANK		LAST 10 GAMES		STRENGTH OF SCHEDULE		OPP. STRENGTH OF SCHEDULE		TEAM RPI		ADJ RPI		CONF. RPI		ADJ CONF. RPI	
DIV. I ONLY			21-15-0		.58333 86		5-5-0		284		94		226		.45735 225		16		16	
DIV. I NON-CONF.			14-7-0		.66667 63		2-2-0		274		97		182		.48361 181		17		17	
TOTALS		RPI 1-25		RPI 26-50		W-L RECORDS		RPI 51-100		RPI 101-150		RPI 150+								
21-15-0		0-2-0		0-0-0		OVERALL		2-0-0		1-4-0		19-10-0								
17-9-0		0-1-0		0-0-0		HOME		1-0-0		1-2-0		15-6-0								
4-6-0		0-1-0		0-0-0		AWAY		1-0-0		0-2-0		4-4-0								
0-0-0		0-0-0		0-0-0		NEUTRAL		0-0-0		0-0-0		0-0-0								
14-7-0		0-2-0		0-0-0		NON-CONFERENCE		2-0-0		0-2-0		13-4-0								
13-4-0		0-1-0		0-0-0		HOME		1-0-0		0-0-0		12-3-0								
2-4-0		0-1-0		0-0-		AWAY		1-0-0		0-2-0		1-1-0								
0-0-0		0-0-0		0-0-0		NEUTRAL		0-0-0		0-0-0		0-0-0								
7-8-0		0-0-0		0-0-0		CONFERENCE		0-0-0		1-2-0		6-6-0								
4-5-0		0-0-0		0-0-0		HOME		0-0-0		1-2-0		3-3-0								
3-3-0		0-0-0		0-0-0		AWAY		0-0-0		0-0-0		3-3-0								
0-0-0		0-0-0		0-0-0		NEUTRAL		0-0-0		0-0-0		0-0-0								
RPI	S	Opponent		Score		RPI	S	Opponent		Score		RPI	S	Opponent		Score				
21	A	South Carolina		3	12							84	A	Presbyterian		13	7			
25	H	Kentucky		10	11							84	H	Presbyterian		5	2			
														106 A Furman		5	6			
														116 H East Tenn. St.		4	10			
														116 H East Tenn. St.		6	3			
														116 H East Tenn. St.		0	8			
														149 A Gardner-Webb		1	4			
														152 H Charlotte		6	0			
														178 A Jacksonville		4	6			
														178 A Jacksonville		19	7			
														178 A Jacksonville		0	3			
														186 A UNC Asheville		4	5			
														186 H UNC Asheville		10	8			
														187 H Stetson		2	6			
														187 H Stetson		8	6			
														187 H Stetson		2	10			
														197 A Wofford		12	0			
														197 H Wofford		11	12			
														198 H Charleston So.		3	9			
														200 H Niagara		23	6			
														207 H Marshall		6	5			
														207 H Marshall		3	0			
														221 H Davidson		8	3			
														226 A Lipscomb		5	3			
														226 A Lipscomb		4	6			
														226 A Lipscomb		4	0			
														229 H Akron		11	2			
														229 H Akron		8	2			
														229 H Akron		4	6			
														226 A Lipscomb		3	9			
														221 H Davidson		8	3			
														226 A Lipscomb		4	0			
														226 A Lipscomb		4	6			
														226 A Lipscomb		5	3			
														197 A Wofford		12	0			
														186 A UNC Asheville		4	5			
														187 H Stetson		2	6			
														187 H Stetson		2	10			
														187 H Stetson		8	6			



RPI	S	Opponent	Score	
271	H	George Washington	5	0
271	H	George Washington	3	1
271	H	George Washington	9	3
274	H	Dayton	4	3
279	H	Northern Ky.	5	4
279	H	Northern Ky.	3	5
279	H	Northern Ky.	4	1

USC Upstate

U  
S  
C  
U  
P  
S  
t  
a  
t  
e

U  
S  
C  
U  
P  
S  
t  
a  
t  
e



Average RPI Win: 145		WON-LOST	WINNING	LAST 10	STRENGTH OF		OPP. STRENGTH	TEAM	ADJ		CONF.	ADJ CONF.
Average RPI Loss: 134		RECORD	PCT. RANK	GAMES	SCHEDULE		OF SCHEDULE	RPI	RPI		RPI	RPI
DIV. I ONLY		12-25-0	.32432	247	3-7-0		96	190	227		.45694	226
DIV. I NON-CONF.		9-16-0	.36	217	2-1-0		197	157	253		.43871	252
TOTALS		RPI 1-25	RPI 26-50		W-L RECORDS		RPI 51-100		RPI 101-150		RPI 150+	
12-25-0		0-4-0	2-4-0		OVERALL		3-2-0		2-3-0		6-12-0	
9-14-0		0-0-0	0-1-0		HOME		2-2-0		2-0-0		6-11-0	
3-11-0		0-4-0	2-3-0		AWAY		1-0-0		0-3-0		0-1-0	
0-0-0		0-0-0	0-0-0		NEUTRAL		0-0-0		0-0-0		0-0-0	
9-16-0		0-4-0	1-2-0		NON-CONFERENCE		2-0-0		2-0-0		5-10-0	
8-10-0		0-0-0	0-1-0		HOME		1-0-0		2-0-0		5-9-0	
2-6-0		0-4-0	1-0-		AWAY		1-0-0		0-0-0		0-1-0	
0-0-0		0-0-0	0-0-0		NEUTRAL		0-0-0		0-0-0		0-0-0	
3-9-0		0-0-0	1-2-0		CONFERENCE		1-2-0		0-3-0		1-2-0	
2-4-0		0-0-0	0-0-0		HOME		1-2-0		0-0-0		1-2-0	
1-5-0		0-0-0	1-2-0		AWAY		0-0-0		0-3-0		0-0-0	
0-0-0		0-0-0	0-0-0		NEUTRAL		0-0-0		0-0-0		0-0-0	
RPI S	Opponent	Score	RPI S	Opponent	Score	RPI S	Opponent	Score	RPI S	Opponent	Score	
2 A	Vanderbilt	1 4	30 A	Austin Peay	4 6	75 H	North Florida	5 7	116 A	East Tenn. St.	2 7	
14 A	Ole Miss	8 9	30 H	Austin Peay	1 3	75 H	North Florida	4 3	116 A	East Tenn. St.	0 8	
14 A	Ole Miss	1 10	33 A	FGCU	0 8	75 H	North Florida	2 8	116 A	East Tenn. St.	2 5	
14 A	Ole Miss	5 8	33 A	FGCU	5 2	77 A	Western Ky.	5 4	120 H	Belmont	5 3	
			33 A	FGCU	3 4	77 H	Western Ky.	2 0	142 H	Tennessee Tech	12 1	
			43 A	Middle Tenn.	3 2				157 H	Butler	9 8	
									157 H	Butler	9 24	
									157 H	Butler	2 11	
									184 H	Northern Ill.	12 8	
									188 H	Northwestern	4 11	
									223 H	Bradley	10 11	
									223 H	Bradley	9 11	
									223 H	Bradley	9 5	
									223 H	Bradley	0 7	
									225 H	USC Upstate	3 5	
									225 H	USC Upstate	0 4	
									225 H	USC Upstate	6 4	
									241 H	Ball St.	2 6	
									262 A	UT Martin	3 4	
									265 H	SIU Edwardsville	7 4	
									265 H	SIU Edwardsville	2 3	
									265 H	SIU Edwardsville	11 4	
									293 H	Alabama A&M	4 6	
			LAST 10 GAMES									
			77 H	Western Ky.	2 0	225 H	USC Upstate	0 4				
			116 A	East Tenn. St.	2 5	225 H	USC Upstate	6 4				
			116 A	East Tenn. St.	2 7	225 H	USC Upstate	3 5				
			116 A	East Tenn. St.	0 8	30 A	Austin Peay	4 6				
			120 H	Belmont	5 3	33 A	FGCU	3 4				

Non-Div. I Games:

Lipscomb



Average RPI Win:	217	WON-LOST RECORD	WINNING PCT. RANK	LAST 10 GAMES	STRENGTH OF SCHEDULE	OPP. STRENGTH OF SCHEDULE	TEAM RPI	ADJ RPI	CONF. RPI	ADJ CONF. RPI			
Average RPI Loss:	142												
DIV. I ONLY	14-15-0	.48276	165	8-2-0	277	202	228	.45538	227	31	31		
DIV. I NON-CONF.	8-13-0	.38095	206	2-0-0	170	148	203	.4739	203	30	31		
<hr/>													
TOTALS	RPI 1-25	RPI 26-50		W-L RECORDS	RPI 51-100		RPI 101-150		RPI 150+				
14-15-0	0-0-0	0-0-0		OVERALL	2-8-0		0-1-0		12-6-0				
7-3-0	0-0-0	0-0-0		HOME	0-0-0		0-0-0		7-3-0				
5-11-0	0-0-0	0-0-0		AWAY	1-7-0		0-1-0		4-3-0				
2-1-0	0-0-0	0-0-0		NEUTRAL	1-1-0		0-0-0		1-0-0				
<hr/>													
8-13-0	0-0-0	0-0-0		NON-CONFERENCE	2-8-0		0-1-0		6-4-0				
4-2-0	0-0-0	0-0-0		HOME	0-0-0		0-0-0		4-2-0				
2-10-0	0-0-0	0-0-		AWAY	1-7-0		0-1-0		1-2-0				
2-1-0	0-0-0	0-0-0		NEUTRAL	1-1-0		0-0-0		1-0-0				
<hr/>													
6-2-0	0-0-0	0-0-0		CONFERENCE	0-0-0		0-0-0		6-2-0				
3-1-0	0-0-0	0-0-0		HOME	0-0-0		0-0-0		3-1-0				
3-1-0	0-0-0	0-0-0		AWAY	0-0-0		0-0-0		3-1-0				
0-0-0	0-0-0	0-0-0		NEUTRAL	0-0-0		0-0-0		0-0-0				
<hr/>													
RPI	S	Opponent	Score	RPI	S	Opponent	Score	RPI	S	Opponent	Score		
				52	A	Kansas St.	0	11	103	A	Texas Tech	1	10
				52	A	Kansas St.	3	0	164	H	South Dakota St.	13	12
				64	N	BYU	0	9	164	H	South Dakota St.	8	11
				64	N	BYU	6	4	164	H	South Dakota St.	1	5
				68	A	Nebraska	5	10	184	N	Northern Ill.	3	2
				68	A	Nebraska	1	5	224	H	Neb. Omaha	13	12
				88	A	CSU Bakersfield	1	4	224	H	Neb. Omaha	19	3
				88	A	CSU Bakersfield	0	9	236	H	North Dakota	5	3
				88	A	CSU Bakersfield	0	12	236	H	North Dakota	4	3
				88	A	CSU Bakersfield	3	4	236	H	North Dakota	5	2
								236	H	North Dakota	7	23	
								243	H	Air Force	12	4	
								282	A	Santa Clara	3	2	
								282	A	Santa Clara	1	6	
								282	A	Santa Clara	1	7	
								296	A	Chicago St.	4	7	
								296	A	Chicago St.	5	1	
				296	A	Chicago St.	8	3					
				296	A	Chicago St.	1	0					
<hr/>													
				LAST 10 GAMES									
				236	H	North Dakota	7	23	296	A	Chicago St.	5	1
				236	H	North Dakota	5	2	296	A	Chicago St.	8	3
				236	H	North Dakota	4	3	296	A	Chicago St.	1	0
				236	H	North Dakota	5	3	243	H	Air Force	12	4
				296	A	Chicago St.	4	7	164	H	South Dakota St.	13	12

Non-Div. I Games: Adams St. 14 6

Northern Colo.



Average RPI Win: 181		WON-LOST	WINNING	LAST 10	STRENGTH OF		OPP. STRENGTH	TEAM	ADJ	CONF.	ADJ CONF.
Average RPI Loss: 124		RECORD	PCT. RANK	GAMES	SCHEDULE		OF SCHEDULE	RPI	RPI	RPI	RPI
DIV. I ONLY		13-23-0	.36111	227	3-7-0		170	142	229	.45503	228
DIV. I NON-CONF.		8-19-0	.2963	243	1-6-0		183	109	250	.43948	248
TOTALS		RPI 1-25	RPI 26-50		W-L RECORDS		RPI 51-100		RPI 101-150		RPI 150+
13-23-0		0-2-0	0-3-0		OVERALL		1-6-0		4-3-0		8-9-0
9-10-0		0-1-0	0-0-0		HOME		1-5-0		4-2-0		4-2-0
4-13-0		0-1-0	0-3-0		AWAY		0-1-0		0-1-0		4-7-0
0-0-0		0-0-0	0-0-0		NEUTRAL		0-0-0		0-0-0		0-0-0
8-19-0		0-2-0	0-3-0		NON-CONFERENCE		0-4-0		2-2-0		6-8-0
6-7-0		0-1-0	0-0-0		HOME		0-3-0		2-1-0		4-2-0
2-12-0		0-1-0	0-0-0		AWAY		0-1-0		0-1-0		2-6-0
0-0-0		0-0-0	0-0-0		NEUTRAL		0-0-0		0-0-0		0-0-0
5-4-0		0-0-0	0-0-0		CONFERENCE		1-2-0		2-1-0		2-1-0
3-3-0		0-0-0	0-0-0		HOME		1-2-0		2-1-0		0-0-0
2-1-0		0-0-0	0-0-0		AWAY		0-0-0		0-0-0		2-1-0
0-0-0		0-0-0	0-0-0		NEUTRAL		0-0-0		0-0-0		0-0-0
RPI S	Opponent	Score	RPI S	Opponent	Score	RPI S	Opponent	Score	RPI S	Opponent	Score
2 A	Vanderbilt	0 13	45 A	Arkansas	4 10	66 H	Xavier	2 3	120 A	Belmont	1 3
11 H	Indiana	8 10	45 A	Arkansas	2 10	66 H	Xavier	7 9	133 H	Milwaukee	4 5
			45 A	Arkansas	2 5	66 H	Xavier	3 4	133 H	Milwaukee	7 3
						77 A	Western Ky.	5 8	133 H	Milwaukee	13 1
						89 H	Creighton	2 6	146 H	Southern Ill.	5 13
						89 H	Creighton	1 6	146 H	Southern Ill.	3 2
						89 H	Creighton	4 1	146 H	Southern Ill.	5 4
									160 A	Kennesaw St.	8 3
									160 A	Kennesaw St.	3 4
									160 A	Kennesaw St.	3 6
									182 H	Purdue	3 4
									182 H	Purdue	15 1
									182 H	Purdue	1 4
									185 H	Eastern Ill.	7 5
									202 A	UALR	2 1
									202 A	UALR	7 8
									202 A	UALR	5 6
									223 A	Bradley	10 0
									223 A	Bradley	9 1
									223 A	Bradley	5 8
									262 A	UT Martin	3 8
									262 H	UT Martin	6 1
									272 A	Murray St.	6 12
									272 H	Murray St.	5 3
			LAST 10 GAMES								
			66 H	Xavier	3 4	146 H	Southern Ill.	5 13			
			66 H	Xavier	2 3	146 H	Southern Ill.	5 4			
			66 H	Xavier	7 9	146 H	Southern Ill.	3 2			
			272 A	Murray St.	6 12	120 A	Belmont	1 3			
			11 H	Indiana	8 10	262 H	UT Martin	6 1			

Non-Div. I Games: Oakland City 9 0

Evansville



Average RPI Win: 242		WON-LOST	WINNING	LAST 10	STRENGTH OF		OPP. STRENGTH	TEAM	ADJ	CONF.	ADJ CONF.
Average RPI Loss: 113		RECORD	PCT. RANK	GAMES	SCHEDULE		OF SCHEDULE	RPI	RPI	RPI	RPI
DIV. I ONLY		8-25-0	.24242	278	4-6-0		112	223	230	.45394	229
DIV. I NON-CONF.		3-18-0	.14286	285	1-3-0		12	166	197	.47685	196
TOTALS		RPI 1-25	RPI 26-50		W-L RECORDS		RPI 51-100		RPI 101-150		RPI 150+
8-25-0	0-9-0	0-1-0		OVERALL		0-4-0		0-2-0		8-10-0	
1-7-0	0-0-0	0-0-0		HOME		0-2-0		0-1-0		1-5-0	
6-16-0	0-9-0	0-1-0		AWAY		0-2-0		0-0-0		6-4-0	
1-2-0	0-0-0	0-0-0		NEUTRAL		0-0-0		0-1-0		1-1-0	
3-18-0	0-9-0	0-1-0		NON-CONFERENCE		0-4-0		0-2-0		3-3-0	
0-3-0	0-0-0	0-0-0		HOME		0-2-0		0-1-0		0-0-0	
2-14-0	0-9-0	0-0-		AWAY		0-2-0		0-0-0		2-2-0	
1-2-0	0-0-0	0-0-0		NEUTRAL		0-0-0		0-1-0		1-1-0	
5-7-0	0-0-0	0-0-0		CONFERENCE		0-0-0		0-0-0		5-7-0	
1-5-0	0-0-0	0-0-0		HOME		0-0-0		0-0-0		1-5-0	
4-2-0	0-0-0	0-0-0		AWAY		0-0-0		0-0-0		4-2-0	
0-0-0	0-0-0	0-0-0		NEUTRAL		0-0-0		0-0-0		0-0-0	
RPI S	Opponent	Score		RPI S	Opponent	Score		RPI S	Opponent	Score	
17 A	Georgia Tech	0	3	38 A	Coastal Caro.	3	7	58 H	Pittsburgh	7	11
17 A	Georgia Tech	3	10					66 H	Xavier	3	11
17 A	Georgia Tech	3	5					93 A	Citadel	1	7
24 A	Louisville	0	7					93 A	Citadel	3	9
24 A	Louisville	0	8								
24 A	Louisville	1	2								
25 A	Kentucky	2	21								
25 A	Kentucky	0	7								
25 A	Kentucky	2	9								
				LAST 10 GAMES							
				66 H	Xavier	3	11	180 H	Miami (OH)	10	9
				288 A	Ohio	2	4	180 H	Miami (OH)	1	2
				288 A	Ohio	11	8	180 H	Miami (OH)	2	7
				288 A	Ohio	4	2	252 A	Youngstown St.	5	4
				139 H	Canisius	5	8	58 H	Pittsburgh	7	11

Non-Div. I Games:

Akron



Average RPI Win:	230	WON-LOST RECORD	WINNING PCT. RANK	LAST 10 GAMES	STRENGTH OF SCHEDULE	OPP. STRENGTH OF SCHEDULE	TEAM RPI	ADJ RPI	CONF. RPI	ADJ CONF. RPI		
DIV. I ONLY		11-21-0	.34375	235	6-4-0	184	233	231	.45344	230	19	19
DIV. I NON-CONF.		4-13-0	.23529	265	1-3-0	199	175	257	.43486	257	22	22
<hr/>												
TOTALS	RPI 1-25	RPI 26-50		W-L RECORDS		RPI 51-100		RPI 101-150		RPI 150+		
11-21-0	0-2-0	0-0-0		OVERALL		0-1-0		1-12-0		10-8-0		
4-8-0	0-0-0	0-0-0		HOME		0-1-0		1-6-0		3-2-0		
6-13-0	0-2-0	0-0-0		AWAY		0-0-0		0-6-0		6-6-0		
1-0-0	0-0-0	0-0-0		NEUTRAL		0-0-0		0-0-0		1-0-0		
<hr/>												
4-13-0	0-2-0	0-0-0		NON-CONFERENCE		0-1-0		0-7-0		4-5-0		
1-3-0	0-0-0	0-0-0		HOME		0-1-0		0-1-0		1-1-0		
2-12-0	0-2-0	0-0-		AWAY		0-0-0		0-6-0		2-4-0		
1-0-0	0-0-0	0-0-0		NEUTRAL		0-0-0		0-0-0		1-0-0		
<hr/>												
7-8-0	0-0-0	0-0-0		CONFERENCE		0-0-0		1-5-0		6-3-0		
3-6-0	0-0-0	0-0-0		HOME		0-0-0		1-5-0		2-1-0		
4-2-0	0-0-0	0-0-0		AWAY		0-0-0		0-0-0		4-2-0		
0-0-0	0-0-0	0-0-0		NEUTRAL		0-0-0		0-0-0		0-0-0		
<hr/>												
RPI S	Opponent	Score	RPI S	Opponent	Score	RPI S	Opponent	Score	RPI S	Opponent	Score	
24 A	Louisville	6 17				83 H	Appalachian St.	6 9	106 A	Furman	3 7	
25 A	Kentucky	2 6							111 A	Western Caro.	7 11	
									115 A	West Virginia	1 2	
									115 H	West Virginia	9 16	
									120 H	Belmont	6 13	
									120 H	Belmont	0 1	
									120 H	Belmont	1 14	
									142 H	Tennessee Tech	4 5	
									142 H	Tennessee Tech	18 7	
									142 H	Tennessee Tech	1 5	
									146 A	Southern Ill.	3 4	
									146 A	Southern Ill.	1 4	
									146 A	Southern Ill.	2 6	
									180 A	Miami (OH)	5 6	
									180 H	Miami (OH)	2 19	
									198 A	Charleston So.	5 1	
									198 A	Charleston So.	5 6	
									198 A	Charleston So.	4 17	
									207 H	Marshall	10 3	
									218 A	Southeast Mo. St.	7 1	
									218 A	Southeast Mo. St.	3 5	
									218 A	Southeast Mo. St.	6 8	
			LAST 10 GAMES						218 A	Winthrop	7 6	
			180 A	Miami (OH)	5 6	288 A	Ohio	3 10	220 A	Winthrop	7 6	
			180 H	Miami (OH)	2 19	258 A	Morehead St.	30 14	249 N	Army	8 6	
			262 H	UT Martin	1 5	258 A	Morehead St.	18 6	258 A	Morehead St.	18 6	
			262 H	UT Martin	7 3	258 A	Morehead St.	5 4	258 A	Morehead St.	5 4	
			262 H	UT Martin	30 4	207 H	Marshall	10 3	258 A	Morehead St.	30 14	

**Non-Div. I Games:**

Eastern Ky.



RPI	S	Opponent	Score	
262	H	UT Martin	1	5
262	H	UT Martin	7	3
262	H	UT Martin	30	4
288	A	Ohio	3	10

Eastern Ky.

E  
a  
s  
t  
e  
r  
n  
K  
y  
.

E  
a  
s  
t  
e  
r  
n  
K  
y  
.







Average RPI Win: 229		WON-LOST RECORD		WINNING PCT. RANK		LAST 10 GAMES		STRENGTH OF SCHEDULE		OPP. STRENGTH OF SCHEDULE		TEAM RPI		ADJ RPI		CONF. RPI		ADJ CONF. RPI	
DIV. I ONLY		14-17-0		.45161 187		7-3-0		243		205		233		.45219 232		25		25	
DIV. I NON-CONF.		8-11-0		.42105 191		5-2-0		203		136		200		.47523 199		21		21	
TOTALS		RPI 1-25		RPI 26-50		W-L RECORDS		RPI 51-100		RPI 101-150		RPI 150+							
14-17-0		0-6-0		0-0-0		OVERALL		0-3-0		1-2-0		14-7-0							
6-9-0		0-0-0		0-0-0		HOME		0-2-0		1-2-0		6-5-0							
5-8-0		0-6-0		0-0-0		AWAY		0-1-0		0-0-0		5-2-0							
3-0-0		0-0-0		0-0-0		NEUTRAL		0-0-0		0-0-0		3-0-0							
8-11-0		0-6-0		0-0-0		NON-CONFERENCE		0-3-0		0-0-0		9-3-0							
3-4-0		0-0-0		0-0-0		HOME		0-2-0		0-0-0		3-2-0							
3-8-0		0-6-0		0-0-		AWAY		0-1-0		0-0-0		3-1-0							
3-0-0		0-0-0		0-0-0		NEUTRAL		0-0-0		0-0-0		3-0-0							
6-6-0		0-0-0		0-0-0		CONFERENCE		0-0-0		1-2-0		5-4-0							
4-5-0		0-0-0		0-0-0		HOME		0-0-0		1-2-0		3-3-0							
2-1-0		0-0-0		0-0-0		AWAY		0-0-0		0-0-0		2-1-0							
0-0-0		0-0-0		0-0-0		NEUTRAL		0-0-0		0-0-0		0-0-0							
RPI	S	Opponent		Score		RPI	S	Opponent		Score		RPI	S	Opponent		Score			
18	A	Clemson		0	6			66	A	Xavier		4	8	133	H	Milwaukee		2	15
18	A	Clemson		3	5			96	H	Bryant		0	7	133	H	Milwaukee		9	3
18	A	Clemson		0	7			96	H	Bryant		0	12	133	H	Milwaukee		1	4
23	A	UCLA		3	6									180	N	Miami (OH)		10	2
23	A	UCLA		2	4									209	A	Ill.-Chicago		11	6
23	A	UCLA		2	10									209	A	Ill.-Chicago		1	6
														209	A	Ill.-Chicago		6	4
														223	H	Bradley		7	6
														223	H	Bradley		3	12
														233	N	Temple		8	3
														235	A	Penn St.		6	2
														235	A	Penn St.		3	11
														235	A	Penn St.		7	4
														239	H	Valparaiso		7	2
														239	H	Valparaiso		6	5
														239	H	Valparaiso		3	5
														247	N	La Salle		9	5
														252	H	Youngstown St.		5	3
														252	H	Youngstown St.		1	10
														252	H	Youngstown St.		4	7
														253	A	Cincinnati		19	16
														253	H	Cincinnati		2	6
														274	H	Dayton		5	1
														274	H	Dayton		7	5
LAST 10 GAMES																			
						274	H	Dayton		7	5	253	A	Cincinnati		19	16		
						66	A	Xavier		4	8	180	N	Miami (OH)		10	2		
						209	A	Ill.-Chicago		6	4	235	A	Penn St.		3	11		
						209	A	Ill.-Chicago		11	6	235	A	Penn St.		6	2		
						209	A	Ill.-Chicago		1	6	235	A	Penn St.		7	4		



Average RPI Win:		209	WON-LOST RECORD		WINNING PCT. RANK		LAST 10 GAMES		STRENGTH OF SCHEDULE		OPP. STRENGTH OF SCHEDULE		TEAM RPI		ADJ RPI		CONF. RPI		ADJ CONF. RPI	
DIV. I ONLY			14-17-0		.45161 187		5-5-0		270		174		235		.45113 233		21		21	
DIV. I NON-CONF.			9-10-0		.47368 161		1-1-0		270		129		223		.46584 223		25		24	
TOTALS		RPI 1-25		RPI 26-50		W-L RECORDS		RPI 51-100		RPI 101-150		RPI 150+								
14-17-0		1-0-0		0-2-0		OVERALL		0-0-0		2-4-0		11-11-0								
7-4-0		0-0-0		0-0-0		HOME		0-0-0		0-0-0		7-4-0								
6-10-0		1-0-0		0-1-0		AWAY		0-0-0		2-4-0		3-5-0								
1-3-0		0-0-0		0-1-0		NEUTRAL		0-0-0		0-0-0		1-2-0								
9-10-0		1-0-0		0-2-0		NON-CONFERENCE		0-0-0		0-3-0		8-5-0								
5-0-0		0-0-0		0-0-0		HOME		0-0-0		0-0-0		5-0-0								
3-7-0		1-0-0		0-0-		AWAY		0-0-0		0-3-0		2-3-0								
1-3-0		0-0-0		0-1-0		NEUTRAL		0-0-0		0-0-0		1-2-0								
5-7-0		0-0-0		0-0-0		CONFERENCE		0-0-0		2-1-0		3-6-0								
2-4-0		0-0-0		0-0-0		HOME		0-0-0		0-0-0		2-4-0								
3-3-0		0-0-0		0-0-0		AWAY		0-0-0		2-1-0		1-2-0								
0-0-0		0-0-0		0-0-0		NEUTRAL		0-0-0		0-0-0		0-0-0								
RPI	S	Opponent		Score		RPI	S	Opponent		Score		RPI	S	Opponent		Score				
13	A	Virginia Tech		7 3		29	A	Delaware		3 5		108	A	Old Dominion		2 9				
						29	N	Delaware		4 8		108	A	Old Dominion		4 12				
												108	A	Old Dominion		0 2				
												124	A	VCU		4 3				
												124	A	VCU		1 2				
												124	A	VCU		5 1				
												167	A	Longwood		6 9				
												186	A	UNC Asheville		4 5				
												186	A	UNC Asheville		7 2				
												186	A	UNC Asheville		5 6				
												192	H	Saint Joseph's		3 8				
												192	H	Saint Joseph's		11 1				
												192	H	Saint Joseph's		6 10				
												210	N	Holy Cross		13 12				
												210	N	Holy Cross		6 8				
												232	N	Wright St.		3 8				
												235	H	Penn St.		4 2				
												235	H	Penn St.		3 2				
												244	H	Saint Peter's		9 7				
												247	H	La Salle		3 4				
												247	H	La Salle		7 12				
												247	H	La Salle		3 0				
												271	A	George Washington		3 4				
												271	A	George Washington		3 1				
												271	A	George Washington		0 1				
												276	A	Lehigh		11 8				
												276	H	Lehigh		9 3				
LAST 10 GAMES																				
						124	A	VCU		4 3		247	H	La Salle		3 0				
						124	A	VCU		5 1		247	H	La Salle		3 4				
						124	A	VCU		1 2		29	A	Delaware		3 5				
						244	H	Saint Peter's		9 7		271	A	George Washington		3 1				
						247	H	La Salle		7 12		271	A	George Washington		0 1				

**Non-Div. I Games:**

Temple



RPI	S	Opponent	Score	
290	H	Lafayette	10	3

Temple

T  
e  
m  
p  
l  
e

T  
e  
m  
p  
l  
e



Average RPI Win: 233		WON-LOST	WINNING	LAST 10	STRENGTH OF		OPP. STRENGTH	TEAM	ADJ	CONF.	ADJ CONF.
Average RPI Loss: 174		RECORD	PCT. RANK	GAMES	SCHEDULE		OF SCHEDULE	RPI	RPI	RPI	RPI
DIV. I ONLY		11-15-0	.42308	203	234		258	234	.45003	234	32
DIV. I NON-CONF.		1-4-0	.2	274	1		40	107	.51814	109	28
TOTALS		RPI 1-25	RPI 26-50		W-L RECORDS		RPI 51-100		RPI 101-150		RPI 150+
11-15-0	0-2-0	0-1-0		OVERALL		0-0-0		0-0-0		11-12-0	
3-4-0	0-0-0	0-0-0		HOME		0-0-0		0-0-0		3-4-0	
6-6-0	0-1-0	0-1-0		AWAY		0-0-0		0-0-0		6-4-0	
2-5-0	0-1-0	0-0-0		NEUTRAL		0-0-0		0-0-0		2-4-0	
1-4-0	0-2-0	0-1-0		NON-CONFERENCE		0-0-0		0-0-0		1-1-0	
1-0-0	0-0-0	0-0-0		HOME		0-0-0		0-0-0		1-0-0	
0-3-0	0-1-0	0-0-		AWAY		0-0-0		0-0-0		0-1-0	
0-1-0	0-1-0	0-0-0		NEUTRAL		0-0-0		0-0-0		0-0-0	
10-11-0	0-0-0	0-0-0		CONFERENCE		0-0-0		0-0-0		10-11-0	
2-4-0	0-0-0	0-0-0		HOME		0-0-0		0-0-0		2-4-0	
6-3-0	0-0-0	0-0-0		AWAY		0-0-0		0-0-0		6-3-0	
2-4-0	0-0-0	0-0-0		NEUTRAL		0-0-0		0-0-0		2-4-0	
RPI S	Opponent	Score		RPI S	Opponent	Score		RPI S	Opponent	Score	
4 A	LSU	2	16	35 A	La.-Lafayette	6	11	156 A	Nicholls St.	1	11
4 N	LSU	2	11					156 H	Nicholls St.	8	6
								194 H	Texas Southern	12	5
								194 H	Texas Southern	1	2
								194 H	Texas Southern	7	9
								194 N	Texas Southern	5	9
								194 N	Texas Southern	0	1
								194 N	Texas Southern	1	0
								194 N	Texas Southern	2	5
								208 A	Ark.-Pine Bluff	4	5
								208 A	Ark.-Pine Bluff	11	8
								208 A	Ark.-Pine Bluff	2	0
								208 H	Ark.-Pine Bluff	7	5
								208 H	Ark.-Pine Bluff	1	8
								208 H	Ark.-Pine Bluff	1	9
								268 A	Grambling	8	3
								268 A	Grambling	10	7
								268 A	Grambling	6	7
								269 N	Alabama St.	4	6
								287 A	Prairie View	8	2
								287 A	Prairie View	3	1
								287 A	Prairie View	2	3
								287 N	Prairie View	5	4
LAST 10 GAMES											
194 N	Texas Southern	5	9	208 H	Ark.-Pine Bluff	1	8				
194 N	Texas Southern	1	0	208 H	Ark.-Pine Bluff	1	9				
194 N	Texas Southern	2	5	208 H	Ark.-Pine Bluff	7	5				
4 A	LSU	2	16	287 A	Prairie View	8	2				
4 N	LSU	2	11	287 A	Prairie View	2	3				
Non-Div. I Games:	Loyola (LA)	8	2	Stillman	6	1	Stillman	10	3	Stillman	9
										13	
										Southern U.	



Average RPI Win: 177		WON-LOST	WINNING	LAST 10	STRENGTH OF	OPP. STRENGTH	TEAM	ADJ	CONF.	ADJ CONF.	
Average RPI Loss: 128		RECORD	PCT. RANK	GAMES	SCHEDULE	OF SCHEDULE	RPI	RPI	RPI	RPI	
DIV. I ONLY		7-24-0	.22581 281	3-7-0	98	212	236	.4496 235	6	6	
DIV. I NON-CONF.		7-15-0	.31818 237	3-3-0	103	253	204	.47388 204	5	5	
TOTALS		RPI 1-25	RPI 26-50	W-L RECORDS	RPI 51-100	RPI 101-150	RPI 150+				
7-24-0	0-3-0	0-0-0	OVERALL	1-4-0	2-9-0	5-8-0					
2-6-0	0-0-0	0-0-0	HOME	1-1-0	0-0-0	2-5-0					
3-18-0	0-3-0	0-0-0	AWAY	0-3-0	1-9-0	2-3-0					
2-0-0	0-0-0	0-0-0	NEUTRAL	0-0-0	1-0-0	1-0-0					
7-15-0	0-0-0	0-0-0	NON-CONFERENCE	1-4-0	2-6-0	5-5-0					
3-3-0	0-0-0	0-0-0	HOME	1-1-0	0-0-0	2-2-0					
3-12-0	0-0-0	0-0-	AWAY	0-3-0	1-6-0	2-3-0					
2-0-0	0-0-0	0-0-0	NEUTRAL	0-0-0	1-0-0	1-0-0					
0-9-0	0-3-0	0-0-0	CONFERENCE	0-0-0	0-3-0	0-3-0					
0-3-0	0-0-0	0-0-0	HOME	0-0-0	0-0-0	0-3-0					
0-6-0	0-3-0	0-0-0	AWAY	0-0-0	0-3-0	0-0-0					
0-0-0	0-0-0	0-0-0	NEUTRAL	0-0-0	0-0-0	0-0-0					
RPI S	Opponent	Score	RPI S	Opponent	Score	RPI S	Opponent	Score	RPI S	Opponent	Score
11 A	Indiana	3 9				58 H	Pittsburgh	8 10	105 A	Liberty	1 4
11 A	Indiana	3 11				60 A	Houston	5 15	105 A	Liberty	1 6
11 A	Indiana	0 2				60 A	Houston	8 14	105 A	Liberty	3 12
						90 A	Kent St.	0 10	116 A	East Tenn. St.	6 4
						90 H	Kent St.	3 2	116 A	East Tenn. St.	3 8
									116 A	East Tenn. St.	7 9
									136 A	Michigan	1 8
									136 A	Michigan	2 3
									136 A	Michigan	1 5
									143 A	UTSA	2 3
									150 N	Stephen F. Austin	4 2
									182 H	Purdue	5 7
									182 H	Purdue	4 5
									182 H	Purdue	1 6
									191 H	Bucknell	7 6
									205 A	Houston Baptist	9 3
									205 A	Houston Baptist	8 4
									205 A	Houston Baptist	10 11
									224 N	Neb. Omaha	3 0
									232 H	Wright St.	11 3
									232 H	Wright St.	4 7
									232 H	Wright St.	2 6
									233 A	Temple	2 3
									233 A	Temple	2 4
LAST 10 GAMES			191 H Bucknell 7 6			232 H Wright St. 11 3					
			136 A Michigan 1 8			232 H Wright St. 2 6					
			136 A Michigan 2 3			232 H Wright St. 4 7					
			136 A Michigan 1 5			90 A Kent St. 0 10					
			90 H Kent St. 3 2			182 H Purdue 5 7					

Non-Div. I Games:

Penn St.



Average RPI Win: 215		WON-LOST	WINNING	LAST 10	STRENGTH OF	OPP. STRENGTH	TEAM	ADJ	CONF.	ADJ CONF.								
Average RPI Loss: 191		RECORD	PCT. RANK	GAMES	SCHEDULE	OF SCHEDULE	RPI	RPI	RPI	RPI								
DIV. I ONLY		6-13-0	.31579	254	4-6-0	159	292	219	.44909	236	31	31						
DIV. I NON-CONF.		4-7-0	.36364	215	2-0-0	91	296	176	.47409	202	30	31						
<hr/>																		
TOTALS		RPI 1-25		RPI 26-50		W-L RECORDS		RPI 51-100		RPI 101-150		RPI 150+						
6-13-0		0-0-0		0-0-0		OVERALL		0-1-0		0-1-0		6-11-0						
0-0-0		0-0-0		0-0-0		HOME		0-0-0		0-0-0		0-0-0						
4-11-0		0-0-0		0-0-0		AWAY		0-1-0		0-1-0		4-9-0						
2-2-0		0-0-0		0-0-0		NEUTRAL		0-0-0		0-0-0		2-2-0						
4-7-0		0-0-0		0-0-0		NON-CONFERENCE		0-1-0		0-1-0		4-5-0						
0-0-0		0-0-0		0-0-0		HOME		0-0-0		0-0-0		0-0-0						
2-5-0		0-0-0		0-0-		AWAY		0-1-0		0-1-0		2-3-0						
2-2-0		0-0-0		0-0-0		NEUTRAL		0-0-0		0-0-0		2-2-0						
2-6-0		0-0-0		0-0-0		CONFERENCE		0-0-0		0-0-0		2-6-0						
0-0-0		0-0-0		0-0-0		HOME		0-0-0		0-0-0		0-0-0						
2-6-0		0-0-0		0-0-0		AWAY		0-0-0		0-0-0		2-6-0						
0-0-0		0-0-0		0-0-0		NEUTRAL		0-0-0		0-0-0		0-0-0						
RPI	S	Opponent		Score	RPI	S	Opponent		Score	RPI	S	Opponent		Score				
							89	A	Creighton	1		4	122	A	Saint Louis	0		12
													169	A	Wichita St.	3		9
													169	A	Wichita St.	1		6
													205	A	Houston Baptist	4		19
													205	A	Houston Baptist	5		9
													205	A	Houston Baptist	1		2
													205	A	Houston Baptist	3		1
													206	N	North Dakota St.	8		2
													206	N	North Dakota St.	3		9
													206	N	North Dakota St.	0		1
													206	N	North Dakota St.	7		4
													224	A	Neb. Omaha	2		13
													224	A	Neb. Omaha	5		3
													224	A	Neb. Omaha	2		0
													227	A	Northern Colo.	3		5
													227	A	Northern Colo.	3		4
													227	A	Northern Colo.	2		5
													227	A	Northern Colo.	23		7
LAST 10 GAMES																		
													227	A	Northern Colo.	23		7
													227	A	Northern Colo.	2		5
													227	A	Northern Colo.	3		4
													227	A	Northern Colo.	3		5
													206	N	North Dakota St.	8		2
													206	N	North Dakota St.	7		4
Non-Div. I Games:		Mt. Marty		6	5	Mt. Marty		2	1	Mt. Marty		5	7	Mary		11	2	
		Mary		7	7	St. Cloud St.		2	4	Mt. Marty		10	6	St. Cloud St.		North Dakota	2	0

Tie, Loss, Non-Conf,S Site, H Home, A Away, N Neutral



[illegible]

**Non-Div. I Games:**

Hartford



Average RPI Win: 189		WON-LOST	WINNING	LAST 10	STRENGTH OF		OPP. STRENGTH	TEAM	ADJ	CONF.	ADJ CONF.
Average RPI Loss: 138		RECORD	PCT. RANK	GAMES	SCHEDULE		OF SCHEDULE	RPI	RPI	RPI	RPI
DIV. I ONLY		13-23-0	.36111	227	1-9-0		174	191	238	.44796	238
DIV. I NON-CONF.		8-10-0	.44444	180	0-4-0		248	240	249	.44013	247
TOTALS		RPI 1-25	RPI 26-50		W-L RECORDS		RPI 51-100		RPI 101-150		RPI 150+
13-23-0	0-0-0	1-4-0		OVERALL		1-4-0		3-5-0		8-12-0	
10-9-0	0-0-0	0-1-0		HOME		1-2-0		3-2-0		6-5-0	
3-12-0	0-0-0	1-3-0		AWAY		0-1-0		0-2-0		2-7-0	
0-2-0	0-0-0	0-0-0		NEUTRAL		0-1-0		0-1-0		0-0-0	
8-10-0	0-0-0	1-1-0		NON-CONFERENCE		0-2-0		1-4-0		6-5-0	
6-5-0	0-0-0	0-1-0		HOME		0-0-0		1-1-0		5-3-0	
2-5-0	0-0-0	1-0-		AWAY		0-1-0		0-2-0		1-2-0	
0-2-0	0-0-0	0-0-0		NEUTRAL		0-1-0		0-1-0		0-0-0	
5-13-0	0-0-0	0-3-0		CONFERENCE		1-2-0		2-1-0		2-7-0	
4-5-0	0-0-0	0-0-0		HOME		1-2-0		2-1-0		1-2-0	
1-8-0	0-0-0	0-3-0		AWAY		0-0-0		0-0-0		1-5-0	
0-0-0	0-0-0	0-0-0		NEUTRAL		0-0-0		0-0-0		0-0-0	
RPI S	Opponent	Score	RPI S	Opponent	Score	RPI S	Opponent	Score	RPI S	Opponent	Score
			29 A	Delaware	1 7	52 N	Kansas St.	6 7	124 A	VCU	2 4
			29 A	Delaware	1 16	82 H	Towson	6 10	125 H	Northeastern	3 2
			29 A	Delaware	8 11	82 H	Towson	0 8	125 H	Northeastern	3 2
			37 A	Maryland	3 2	82 H	Towson	4 2	125 H	Northeastern	5 12
			37 H	Maryland	1 16	93 A	Citadel	1 9	129 H	Radford	5 4
									132 N	High Point	6 8
									134 A	Richmond	2 11
									134 H	Richmond	5 7
									154 A	Georgia St.	14 13
									154 A	Georgia St.	7 8
									154 A	Georgia St.	3 12
									162 A	Hofstra	3 10
									162 A	Hofstra	3 6
									162 A	Hofstra	9 14
									167 A	Longwood	5 9
									193 H	James Madison	2 5
									193 H	James Madison	11 2
									193 H	James Madison	4 11
									216 A	Georgetown	4 1
									216 H	Georgetown	9 10
									260 H	Fairfield	3 5
									260 H	Fairfield	7 6
									260 H	Fairfield	7 4
									270 A	UMBC	10 11
									271 H	George Washington	9 11
									294 H	Iona	5 4
									294 H	Iona	13 1
LAST 10 GAMES			270 A	UMBC	10 11	37 H	Maryland	1 16	260 H	Fairfield	7 4
			216 H	Georgetown	9 10	29 A	Delaware	1 16	270 A	UMBC	10 11
			82 H	Towson	0 8	29 A	Delaware	1 7	271 H	George Washington	9 11
			82 H	Towson	4 2	29 A	Delaware	8 11	294 H	Iona	5 4
			82 H	Towson	6 10	167 A	Longwood	5 9	294 H	Iona	13 1

Non-Div. I Games:

George Mason



RPI	S	Opponent	Score
294	H	Iona	12 3







RPI	S	Opponent	Score	
252	A	Youngstown St.	9	2
257	N	Villanova	7	6
261	N	St. Bonaventure	5	4
285	N	Yale	9	2
288	N	Ohio	1	0

Valparaiso

V  
a  
l  
p  
a  
r  
a  
i  
s  
o

V  
a  
l  
p  
a  
r  
a  
i  
s  
o



Brown

Average RPI Win:	150	WON-LOST RECORD	WINNING PCT. RANK	LAST 10 GAMES	STRENGTH OF SCHEDULE	OPP. STRENGTH OF SCHEDULE	TEAM RPI	ADJ RPI	CONF. RPI	ADJ CONF. RPI	
DIV. I ONLY		3-24-0	.11111 293	1-9-0	17	245	240	.44713 240	24	24	
DIV. I NON-CONF.		2-13-0	.13333 289	0-3-0	8	93	198	.47674 197	24	25	
<hr/>											
TOTALS	RPI 1-25	RPI 26-50		W-L RECORDS	RPI 51-100		RPI 101-150		RPI 150+		
3-24-0	0-2-0	0-0-0		OVERALL	1-6-0		0-8-0		2-10-0		
1-5-0	0-0-0	0-0-0		HOME	0-2-0		0-0-0		1-3-0		
1-18-0	0-2-0	0-0-0		AWAY	1-4-0		0-8-0		0-6-0		
1-1-0	0-0-0	0-0-0		NEUTRAL	0-0-0		0-0-0		1-1-0		
<hr/>											
2-13-0	0-2-0	0-0-0		NON-CONFERENCE	1-6-0		0-4-0		1-3-0		
0-2-0	0-0-0	0-0-0		HOME	0-2-0		0-0-0		0-0-0		
1-12-0	0-2-0	0-0-		AWAY	1-4-0		0-4-0		0-2-0		
1-1-0	0-0-0	0-0-0		NEUTRAL	0-0-0		0-0-0		1-1-0		
<hr/>											
1-11-0	0-0-0	0-0-0		CONFERENCE	0-0-0		0-4-0		1-7-0		
1-3-0	0-0-0	0-0-0		HOME	0-0-0		0-0-0		1-3-0		
0-8-0	0-0-0	0-0-0		AWAY	0-0-0		0-4-0		0-4-0		
0-0-0	0-0-0	0-0-0		NEUTRAL	0-0-0		0-0-0		0-0-0		
<hr/>											
RPI S	Opponent	Score		RPI S	Opponent	Score		RPI S	Opponent	Score	
4 A	LSU	1	7					110 A	Washington St.	1	3
4 A	LSU	3	4					110 A	Washington St.	1	20
								110 A	Washington St.	0	14
								110 A	Washington St.	2	8
								114 A	Dartmouth	2	7
								114 A	Dartmouth	0	2
								114 A	Dartmouth	3	11
								114 A	Dartmouth	0	7
								155 H	Columbia	0	2
								155 H	Columbia	4	13
								156 N	Nicholls St.	5	4
								156 N	Nicholls St.	1	4
								189 A	Cornell	1	6
								189 A	Cornell	1	4
								190 A	Princeton	1	3
								190 A	Princeton	1	3
								210 A	Holy Cross	0	7
								210 A	Holy Cross	0	1
								222 H	Penn	5	9
								222 H	Penn	9	0
LAST 10 GAMES											
210 A	Holy Cross	0	7	114 A	Dartmouth	3	11				
210 A	Holy Cross	0	1	76 H	Connecticut	6	11				
114 A	Dartmouth	0	7	155 H	Columbia	0	2				
114 A	Dartmouth	2	7	155 H	Columbia	4	13				
114 A	Dartmouth	0	2	222 H	Penn	9	0				

Non-Div. I Games:

Brown



Average RPI Win:		202	WON-LOST		WINNING		LAST 10		STRENGTH OF		OPP. STRENGTH		TEAM		ADJ		CONF.		ADJ CONF.		
Average RPI Loss:		137	RECORD		PCT. RANK		GAMES		SCHEDULE		OF SCHEDULE		RPI		RPI		RPI		RPI		
DIV. I ONLY			14-17-0		.45161 187		4-6-0		276		141		241		.44554 241		20		20		
DIV. I NON-CONF.			9-9-0		.5 133		1-1-0		240		135		190		.48034 189		18		18		
TOTALS		RPI 1-25		RPI 26-50		W-L RECORDS		RPI 51-100		RPI 101-150		RPI 150+									
14-17-0		1-2-0		1-4-0		OVERALL		1-2-0		0-0-0		12-9-0									
5-6-0		0-0-0		0-0-0		HOME		0-0-0		0-0-0		5-6-0									
5-8-0		1-2-0		1-3-0		AWAY		1-2-0		0-0-0		3-1-0									
4-3-0		0-0-0		0-1-0		NEUTRAL		0-0-0		0-0-0		4-2-0									
9-9-0		1-2-0		1-4-0		NON-CONFERENCE		0-0-0		0-0-0		8-3-0									
3-1-0		0-0-0		0-0-0		HOME		0-0-0		0-0-0		3-1-0									
3-5-0		1-2-0		1-0-		AWAY		0-0-0		0-0-0		1-0-0									
4-3-0		0-0-0		0-1-0		NEUTRAL		0-0-0		0-0-0		4-2-0									
5-8-0		0-0-0		0-0-0		CONFERENCE		1-2-0		0-0-0		4-6-0									
2-5-0		0-0-0		0-0-0		HOME		0-0-0		0-0-0		2-5-0									
3-3-0		0-0-0		0-0-0		AWAY		1-2-0		0-0-0		2-1-0									
0-0-0		0-0-0		0-0-0		NEUTRAL		0-0-0		0-0-0		0-0-0									
RPI S	Opponent		Score		RPI S	Opponent		Score		RPI S	Opponent		Score		RPI S	Opponent		Score			
11 A	Indiana		5	3	38 A	Coastal Caro.		3	5	90 A	Kent St.		2	6	181 H	Central Mich.		3	6		
21 A	South Carolina		0	10	40 N	Ohio St.		3	5	90 A	Kent St.		5	11	181 H	Central Mich.		6	1		
21 A	South Carolina		4	14	43 A	Middle Tenn.		6	11	90 A	Kent St.		4	3	181 H	Central Mich.		2	19		
					43 A	Middle Tenn.		0	1						188 N	Northwestern		2	5		
					43 A	Middle Tenn.		5	1						213 H	Bowling Green		5	7		
															219 A	Western Mich.		11	12		
															219 A	Western Mich.		3	1		
															219 A	Western Mich.		5	2		
															223 N	Bradley		8	13		
															223 N	Bradley		7	4		
															226 A	Lipscomb		6	2		
															229 H	Akron		4	7		
															229 H	Akron		2	1		
															229 H	Akron		3	4		
															256 N	Harvard		10	2		
															258 N	Morehead St.		4	1		
															258 N	Morehead St.		12	2		
															273 H	IPFW		9	2		
															273 H	IPFW		4	3		
															273 H	IPFW		3	2		
															279 H	Northern Ky.		9	10		
															90 A	Kent St.		5	11		
LAST 10 GAMES																					
11 A	Indiana		5	3	219 A	Western Mich.		3	1												
181 H	Central Mich.		3	6	219 A	Western Mich.		5	2												
181 H	Central Mich.		6	1	219 A	Western Mich.		11	12												
181 H	Central Mich.		2	19	279 H	Northern Ky.		9	10												
213 H	Bowling Green		5	7	90 A	Kent St.		5	11												

Non-Div. I Games: Taylor (IN) 11 0

Ball St.







RPI	S	Opponent	Score
281	A	Florida A&M	12 7



A  
i  
r  
F  
o  
r  
c  
e

Air Force



Average RPI Win: 239		WON-LOST RECORD		WINNING PCT. RANK		LAST 10 GAMES		STRENGTH OF SCHEDULE		OPP. STRENGTH OF SCHEDULE		TEAM RPI		ADJ RPI		CONF. RPI		ADJ CONF. RPI	
DIV. I ONLY		11-19-0		.36667 224		5-5-0		232		289		244		.44506 244		22		22	
DIV. I NON-CONF.		6-15-0		.28571 247		2-2-0		241		295		271		.42091 271		23		23	
TOTALS		RPI 1-25		RPI 26-50		W-L RECORDS		RPI 51-100		RPI 101-150		RPI 150+							
11-19-0		0-1-0		0-1-0		OVERALL		0-0-0		2-2-0		10-16-0							
2-2-0		0-0-0		0-0-0		HOME		0-0-0		0-0-0		3-2-0							
6-15-0		0-1-0		0-1-0		AWAY		0-0-0		2-2-0		4-10-0							
3-2-0		0-0-0		0-0-0		NEUTRAL		0-0-0		0-0-0		3-2-0							
6-15-0		0-1-0		0-1-0		NON-CONFERENCE		0-0-0		0-1-0		7-13-0							
2-0-0		0-0-0		0-0-0		HOME		0-0-0		0-0-0		2-0-0							
2-14-0		0-1-0		0-0-		AWAY		0-0-0		0-1-0		2-11-0							
3-2-0		0-0-0		0-0-0		NEUTRAL		0-0-0		0-0-0		3-2-0							
5-4-0		0-0-0		0-0-0		CONFERENCE		0-0-0		2-1-0		3-3-0							
1-2-0		0-0-0		0-0-0		HOME		0-0-0		0-0-0		1-2-0							
4-2-0		0-0-0		0-0-0		AWAY		0-0-0		2-1-0		2-1-0							
0-0-0		0-0-0		0-0-0		NEUTRAL		0-0-0		0-0-0		0-0-0							
RPI	S	Opponent		Score		RPI	S	Opponent		Score		RPI	S	Opponent		Score			
7	A	Virginia		1	9	36	A	Seton Hall		1	10	127	A	Monmouth		2	12		
												139	A	Canisius		3	6		
												139	A	Canisius		7	5		
												139	A	Canisius		2	0		
												159	A	Delaware St.		0	14		
												159	A	Delaware St.		0	4		
												159	A	Delaware St.		1	5		
												189	N	Cornell		2	3		
												189	N	Cornell		4	3		
												200	H	Niagara		11	15		
												200	H	Niagara		5	6		
												200	H	Niagara		11	7		
												211	N	Sacred Heart		2	7		
												233	A	Temple		7	9		
												245	A	Wagner		5	7		
												245	A	Wagner		0	13		
												245	A	Wagner		0	1		
												245	H	Wagner		12	8		
												260	A	Fairfield		11	7		
												260	A	Fairfield		1	7		
												260	A	Fairfield		8	7		
												277	H	LIU Brooklyn		18	8		
												278	N	NJIT		5	3		
												284	A	Fordham		5	8		
												284	A	Fordham		2	4		
												284	A	Fordham		0	1		
												289	N	Coppin St.		9	2		
LAST 10 GAMES				292	A	Fairleigh Dickinson		1	5	233	A	Temple		7	9				
				245	H	Wagner		12	8	260	A	Fairfield		11	7				
				200	H	Niagara		11	15	260	A	Fairfield		1	7				
				200	H	Niagara		5	6	260	A	Fairfield		8	7				
				200	H	Niagara		11	7	277	H	LIU Brooklyn		18	8				

Non-Div. I Games:

Saint Peter's



RPI	S	Opponent	Score	
292	A	Fairleigh Dickinson	1	5
297	A	UMES	12	3
297	A	UMES	7	4

Saint Peter's

S  
a  
i  
n  
t  
P  
e  
t  
e  
r  
'  
s

S  
a  
i  
n  
t  
P  
e  
t  
e  
r  
'  
s



W  
a  
g  
n  
e  
r

Wagner



RPI	S	Opponent	Score	
292	H	Fairleigh Dickinson	10	0
292	H	Fairleigh Dickinson	5	3
292	H	Fairleigh Dickinson	12	13

Wagner

W  
a  
g  
n  
e  
r

W  
a  
g  
n  
e  
r



Average RPI Win: 129		WON-LOST RECORD		WINNING PCT. RANK		LAST 10 GAMES		STRENGTH OF SCHEDULE		OPP. STRENGTH OF SCHEDULE		TEAM RPI		ADJ RPI		CONF. RPI		ADJ CONF. RPI	
DIV. I ONLY		7-25-0		.21875 283		1-9-0		133		235		246		.44219 246		26		26	
DIV. I NON-CONF.		6-18-0		.25 260		0-2-0		39		185		149		.49941 149		26		26	
TOTALS		RPI 1-25		RPI 26-50		W-L RECORDS		RPI 51-100		RPI 101-150		RPI 150+							
7-25-0		0-0-0		1-2-0		OVERALL		1-5-0		4-6-0		1-12-0							
1-7-0		0-0-0		0-0-0		HOME		0-0-0		0-0-0		1-7-0							
6-16-0		0-0-0		1-2-0		AWAY		1-5-0		4-5-0		0-4-0							
0-2-0		0-0-0		0-0-0		NEUTRAL		0-0-0		0-1-0		0-1-0							
6-18-0		0-0-0		1-2-0		NON-CONFERENCE		1-5-0		4-6-0		0-5-0							
0-0-0		0-0-0		0-0-0		HOME		0-0-0		0-0-0		0-0-0							
6-16-0		0-0-0		1-0-		AWAY		1-5-0		4-5-0		0-4-0							
0-2-0		0-0-0		0-0-0		NEUTRAL		0-0-0		0-1-0		0-1-0							
1-7-0		0-0-0		0-0-0		CONFERENCE		0-0-0		0-0-0		1-7-0							
1-7-0		0-0-0		0-0-0		HOME		0-0-0		0-0-0		1-7-0							
0-0-0		0-0-0		0-0-0		AWAY		0-0-0		0-0-0		0-0-0							
0-0-0		0-0-0		0-0-0		NEUTRAL		0-0-0		0-0-0		0-0-0							
RPI	S	Opponent		Score		RPI	S	Opponent		Score		RPI	S	Opponent		Score			
		45	A	Arkansas	1	9		78	A	Missouri St.	4	10		112	A	Arkansas St.	2	1	
		45	A	Arkansas	7	5		78	A	Missouri St.	2	3		112	A	Arkansas St.	3	6	
		45	A	Arkansas	2	7		78	A	Missouri St.	6	3		112	A	Arkansas St.	6	14	
								85	A	Minnesota	1	5		122	A	Saint Louis	7	6	
								85	A	Minnesota	0	3		122	A	Saint Louis	8	14	
								85	A	Minnesota	3	5		136	A	Michigan	2	1	
													136	A	Michigan	5	3		
													136	A	Michigan	1	6		
													145	A	Iowa	6	10		
													145	N	Iowa	3	7		
													169	N	Wichita St.	3	11		
													202	A	UALR	3	11		
													209	A	Ill.-Chicago	5	6		
													209	A	Ill.-Chicago	0	2		
													209	A	Ill.-Chicago	2	3		
													224	H	Neb. Omaha	6	11		
													224	H	Neb. Omaha	2	9		
													224	H	Neb. Omaha	3	5		
													224	H	Neb. Omaha	3	5		
													251	H	Oakland	2	4		
													251	H	Oakland	1	5		
													273	H	IPFW	2	3		
													273	H	IPFW	2	1		
			</																

Non-Div. I Games:

Western Ill.



Average RPI Win:	228	WON-LOST RECORD	WINNING PCT. RANK	LAST 10 GAMES	STRENGTH OF SCHEDULE	OPP. STRENGTH OF SCHEDULE	TEAM RPI	ADJ RPI	CONF. RPI	ADJ CONF. RPI
DIV. I ONLY		14-19-0	.42424 200	6-4-0	261	243	247	.44135 247	21	21
DIV. I NON-CONF.		6-15-0	.28571 247	2-2-0	293	202	289	.38711 289	25	24
<hr/>										
TOTALS	RPI 1-25	RPI 26-50		W-L RECORDS		RPI 51-100		RPI 101-150		RPI 150+
14-19-0	0-1-0	0-0-0		OVERALL		0-2-0		2-4-0		13-12-0
7-5-0	0-0-0	0-0-0		HOME		0-0-0		1-2-0		7-3-0
6-12-0	0-1-0	0-0-0		AWAY		0-2-0		1-2-0		5-7-0
1-2-0	0-0-0	0-0-0		NEUTRAL		0-0-0		0-0-0		1-2-0
<hr/>										
6-15-0	0-1-0	0-0-0		NON-CONFERENCE		0-2-0		1-2-0		6-10-0
4-3-0	0-0-0	0-0-0		HOME		0-0-0		0-0-0		4-3-0
2-10-0	0-1-0	0-0-		AWAY		0-2-0		1-2-0		1-5-0
1-2-0	0-0-0	0-0-0		NEUTRAL		0-0-0		0-0-0		1-2-0
<hr/>										
8-4-0	0-0-0	0-0-0		CONFERENCE		0-0-0		1-2-0		7-2-0
4-2-0	0-0-0	0-0-0		HOME		0-0-0		1-2-0		3-0-0
4-2-0	0-0-0	0-0-0		AWAY		0-0-0		0-0-0		4-2-0
0-0-0	0-0-0	0-0-0		NEUTRAL		0-0-0		0-0-0		0-0-0
<hr/>										
RPI S	Opponent	Score		RPI S	Opponent	Score		RPI S	Opponent	Score
19 A	North Carolina St.	0	5					98 A	New Mexico	4 17
								98 A	New Mexico	3 16
								103 A	Texas Tech	6 5
								103 A	Texas Tech	0 3
								103 A	Texas Tech	0 7
								134 H	Richmond	1 22
								134 H	Richmond	5 3
								134 H	Richmond	2 6
								159 H	Delaware St.	8 7
								179 A	New Mexico St.	11 12
								179 A	New Mexico St.	2 4
								179 A	New Mexico St.	2 8
								179 A	New Mexico St.	8 18
								192 A	Saint Joseph's	10 2
								192 A	Saint Joseph's	7 4
								192 A	Saint Joseph's	1 12
								203 N	Toledo	8 7
								222 H	Penn	3 5
								232 N	Wright St.	5 9
								233 A	Temple	4 3
								233 A	Temple	12 7
								233 A	Temple	0 3
								245 H	Wagner	8 7
								257 A	Villanova	1 3
								257 H	Villanova	3 5
								257 N	Villanova	3 6
								284 H	Fordham	3 1
								284 H	Fordham	3 2
								284 H	Fordham	4 2
LAST 10 GAMES										
159 H	Delaware St.	8	7	290 H	Lafayette	9	6	257 H	Villanova	3 5
192 A	Saint Joseph's	7	4	233 A	Temple	12	7	257 N	Villanova	3 6
192 A	Saint Joseph's	10	2	233 A	Temple	0	3	284 H	Fordham	3 1
192 A	Saint Joseph's	1	12	233 A	Temple	4	3	284 H	Fordham	3 2
222 H	Penn	3	5	257 A	Villanova	1	3	284 H	Fordham	4 2

Non-Div. I Games:

La Salle



RPI	S	Opponent	Score	
290	A	Lafayette	6	2
290	H	Lafayette	9	6
296	H	Chicago St.	7	0
296	H	Chicago St.	1	6

La Salle

L  
a  
S  
a  
l  
l  
e

L  
a  
S  
a  
l  
l  
e



Average RPI Win:	243	WON-LOST RECORD	WINNING PCT. RANK	LAST 10 GAMES	STRENGTH OF SCHEDULE	OPP. STRENGTH OF SCHEDULE	TEAM RPI	ADJ RPI	CONF. RPI	ADJ CONF. RPI	
Average RPI Loss:	144										
DIV. I ONLY		13-15-0	.46429 181	7-3-0	288	266	248	.43878 248	31	31	
DIV. I NON-CONF.		6-14-0	.3 239	0-2-0	113	212	222	.46588 222	30	31	
<hr/>											
TOTALS	RPI 1-25	RPI 26-50		W-L RECORDS	RPI 51-100		RPI 101-150		RPI 150+		
13-15-0	0-0-0	0-2-0		OVERALL	1-2-0		1-6-0		11-6-0		
7-3-0	0-0-0	0-0-0		HOME	1-2-0		0-0-0		6-1-0		
6-12-0	0-0-0	0-2-0		AWAY	0-0-0		1-6-0		5-5-0		
0-0-0	0-0-0	0-0-0		NEUTRAL	0-0-0		0-0-0		0-0-0		
6-14-0	0-0-0	0-2-0		NON-CONFERENCE	1-2-0		1-6-0		4-5-0		
3-3-0	0-0-0	0-0-0		HOME	1-2-0		0-0-0		2-1-0		
3-12-0	0-0-0	0-0-		AWAY	0-0-0		1-6-0		2-4-0		
0-0-0	0-0-0	0-0-0		NEUTRAL	0-0-0		0-0-0		0-0-0		
7-1-0	0-0-0	0-0-0		CONFERENCE	0-0-0		0-0-0		7-1-0		
4-0-0	0-0-0	0-0-0		HOME	0-0-0		0-0-0		4-0-0		
3-1-0	0-0-0	0-0-0		AWAY	0-0-0		0-0-0		3-1-0		
0-0-0	0-0-0	0-0-0		NEUTRAL	0-0-0		0-0-0		0-0-0		
RPI S	Opponent	Score	RPI S	Opponent	Score	RPI S	Opponent	Score	RPI S	Opponent	Score
			46 A	Texas	1 6	86 H	Lamar	5 4	126 A	TCU	0 10
			46 A	Texas	1 6	86 H	Lamar	0 6	126 A	TCU	5 9
						86 H	Lamar	0 3	130 A	A&M-Corpus Christi	1 4
									130 A	A&M-Corpus Christi	7 12
									130 A	A&M-Corpus Christi	0 6
									130 A	A&M-Corpus Christi	7 1
									143 A	UTSA	1 7
									169 A	Wichita St.	8 15
									169 A	Wichita St.	7 5
									169 A	Wichita St.	1 8
									183 A	Northwestern St.	4 6
									183 A	Northwestern St.	4 1
									183 A	Northwestern St.	4 10
									259 H	Jackson St.	13 2
									259 H	Jackson St.	8 3
									259 H	Jackson St.	2 4
									296 H	Chicago St.	7 1
									296 H	Chicago St.	6 0
									296 H	Chicago St.	10 1
									296 H	Chicago St.	7 0
									298 A	NYIT	7 3
									298 A	NYIT	5 0
									298 A	NYIT	10 6
									298 A	NYIT	0 1
			LAST 10 GAMES								
			46 A	Texas	1 6	298 A	NYIT	0 1	298 A	NYIT	10 6
			296 H	Chicago St.	7 0	298 A	NYIT	10 6	298 A	NYIT	0 1
			296 H	Chicago St.	10 1	298 A	NYIT	5 0			
			296 H	Chicago St.	6 0	298 A	NYIT	7 3			
			296 H	Chicago St.	7 1	126 A	TCU	0 10			

Non-Div. I Games:      Arlington Baptist      11   1      Arlington Baptist      15   3      Arlington Baptist      10   0

Tex.-Pan American



Average RPI Win: 274		WON-LOST	WINNING	LAST 10	STRENGTH OF	OPP. STRENGTH	TEAM	ADJ	CONF.	ADJ CONF.										
Average RPI Loss: 186		RECORD	PCT. RANK	GAMES	SCHEDULE	OF SCHEDULE	RPI	RPI	RPI	RPI										
DIV. I ONLY		16-16-0	.5	151	7-3-0	282	288	249	.43841	249	29	29								
DIV. I NON-CONF.		9-11-0	.45	175	1-1-0	277	282	261	.43157	261	31	30								
<hr/>																				
TOTALS		RPI 1-25		RPI 26-50		W-L RECORDS		RPI 51-100		RPI 101-150		RPI 150+								
16-16-0		0-1-0		0-0-0		OVERALL		0-0-0		0-3-0		16-13-0								
5-4-0		0-0-0		0-0-0		HOME		0-0-0		0-0-0		5-5-0								
7-6-0		0-0-0		0-0-0		AWAY		0-0-0		0-2-0		7-4-0								
4-6-0		0-1-0		0-0-0		NEUTRAL		0-0-0		0-1-0		4-4-0								
9-11-0		0-1-0		0-0-0		NON-CONFERENCE		0-0-0		0-3-0		9-8-0								
4-2-0		0-0-0		0-0-0		HOME		0-0-0		0-0-0		4-2-0								
1-4-0		0-0-0		0-0-		AWAY		0-0-0		0-2-0		1-2-0								
4-6-0		0-1-0		0-0-0		NEUTRAL		0-0-0		0-1-0		4-4-0								
7-5-0		0-0-0		0-0-0		CONFERENCE		0-0-0		0-0-0		7-5-0								
1-3-0		0-0-0		0-0-0		HOME		0-0-0		0-0-0		1-3-0								
6-2-0		0-0-0		0-0-0		AWAY		0-0-0		0-0-0		6-2-0								
0-0-0		0-0-0		0-0-0		NEUTRAL		0-0-0		0-0-0		0-0-0								
RPI	S	Opponent		Score		RPI	S	Opponent		Score		RPI	S	Opponent		Score				
11	N	Indiana		2	4					105	A	Liberty		4	6					
										105	A	Liberty		3	4					
										114	N	Dartmouth		2	5					
										155	H	Columbia		1	5					
										159	N	Delaware St.		5	6					
										175	H	Manhattan		3	4					
										180	N	Miami (OH)		13	7					
										195	A	UNC Greensboro		4	7					
										195	A	UNC Greensboro		5	8					
										206	N	North Dakota St.		7	8					
										215	H	Siena		7	6					
										215	N	Siena		2	10					
										230	N	Eastern Ky.		6	8					
										250	H	Navy		2	4					
										250	H	Navy		14	7					
										250	H	Navy		4	15					
										250	H	Navy		1	7					
										276	A	Lehigh		10	19					
										276	A	Lehigh		1	0					
										276	A	Lehigh		3	4					
										276	A	Lehigh		3	1					
										284	H	Fordham		8	2					
										285	N	Yale		8	4					
										285	N	Yale		4	1					
										285	N	Yale		14	4					
										290	A	Lafayette		8	4					
										290	A	Lafayette		9	4					
										290	A	Lafayette		9	4					
<hr/>																				
LAST 10 GAMES																				
175	H	Manhattan			3	4	284	H	Fordham			8	2	285	N	Yale			8	4
290	A	Lafayette			8	4	276	A	Lehigh			3	1	285	N	Yale			4	1
290	A	Lafayette			9	4	276	A	Lehigh			10	19	285	N	Yale			14	4
290	A	Lafayette			2	1	276	A	Lehigh			1	0	290	A	Lafayette			8	4
290	A	Lafayette			2	1	276	A	Lehigh			3	4	290	A	Lafayette			9	4

Non-Div. I Games:

Army



RPI	S	Opponent	Score	
290	A	Lafayette	2	1
290	A	Lafayette	2	1
292	A	Fairleigh Dickinson	6	4
298	H	NYIT	12	1
298	H	NYIT	9	1

A  
r  
m  
y

A  
r  
m  
y

Army



Average RPI Win: 228		WON-LOST	WINNING	LAST 10	STRENGTH OF	OPP. STRENGTH	TEAM	ADJ	CONF.	ADJ CONF.							
Average RPI Loss: 212		RECORD	PCT. RANK	GAMES	SCHEDULE	OF SCHEDULE	RPI	RPI	RPI	RPI							
DIV. I ONLY		19-19-0	.5	151	4-6-0	280	268	250	.4378	250	29	29					
DIV. I NON-CONF.		13-13-0	.5	133	1-1-0	285	279	267	.42684	267	31	30					
<hr/>																	
TOTALS		RPI 1-25		RPI 26-50		W-L RECORDS		RPI 51-100		RPI 101-150		RPI 150+					
19-19-0		0-1-0		0-0-0		OVERALL		1-0-0		0-0-0		19-18-0					
7-8-0		0-0-0		0-0-0		HOME		0-0-0		0-0-0		7-8-0					
8-5-0		0-0-0		0-0-0		AWAY		1-0-0		0-0-0		8-5-0					
4-6-0		0-1-0		0-0-0		NEUTRAL		0-0-0		0-0-0		4-5-0					
13-13-0		0-1-0		0-0-0		NON-CONFERENCE		1-0-0		0-0-0		13-12-0					
6-5-0		0-0-0		0-0-0		HOME		0-0-0		0-0-0		6-5-0					
4-2-0		0-0-0		0-0-		AWAY		1-0-0		0-0-0		3-2-0					
4-6-0		0-1-0		0-0-0		NEUTRAL		0-0-0		0-0-0		4-5-0					
6-6-0		0-0-0		0-0-0		CONFERENCE		0-0-0		0-0-0		6-6-0					
1-3-0		0-0-0		0-0-0		HOME		0-0-0		0-0-0		1-3-0					
5-3-0		0-0-0		0-0-0		AWAY		0-0-0		0-0-0		5-3-0					
0-0-0		0-0-0		0-0-0		NEUTRAL		0-0-0		0-0-0		0-0-0					
RPI	S	Opponent		Score		RPI	S	Opponent		Score		RPI	S	Opponent		Score	
11	N	Indiana		0	4												

Non-Div. I Games:

Navy



RPI	S	Opponent	Score	
249	A	Army	7	1
263	A	Norfolk St.	6	7
263	A	Norfolk St.	13	1
263	A	Norfolk St.	4	3
277	N	LIU Brooklyn	12	0
285	N	Yale	6	5
289	A	Coppin St.	6	7
289	H	Coppin St.	8	10
297	A	UMES	13	2
297	H	UMES	9	4

Navy



Average RPI Win:	218	WON-LOST	WINNING	LAST 10	STRENGTH OF	OPP. STRENGTH	TEAM	ADJ	CONF.	ADJ CONF.	
Average RPI Loss:	112	RECORD	PCT. RANK	GAMES	SCHEDULE	OF SCHEDULE	RPI	RPI	RPI	RPI	
DIV. I ONLY	6-23-0	.2069	284	3-6-0	179	171	251	.43729	251	26	26
DIV. I NON-CONF.	4-19-0	.17391	278	1-2-0	137	126	245	.44181	244	26	26
<hr/>											
TOTALS	RPI 1-25	RPI 26-50		W-L RECORDS	RPI 51-100		RPI 101-150		RPI 150+		
6-23-0	0-0-0	0-8-0		OVERALL	1-6-0		0-0-0		5-9-0		
0-2-0	0-0-0	0-0-0		HOME	0-0-0		0-0-0		0-2-0		
5-16-0	0-0-0	0-4-0		AWAY	1-6-0		0-0-0		4-6-0		
1-5-0	0-0-0	0-4-0		NEUTRAL	0-0-0		0-0-0		1-1-0		
<hr/>											
4-19-0	0-0-0	0-8-0		NON-CONFERENCE	1-6-0		0-0-0		3-5-0		
0-0-0	0-0-0	0-0-0		HOME	0-0-0		0-0-0		0-0-0		
3-14-0	0-0-0	0-0-		AWAY	1-6-0		0-0-0		2-4-0		
1-5-0	0-0-0	0-4-0		NEUTRAL	0-0-0		0-0-0		1-1-0		
<hr/>											
2-4-0	0-0-0	0-0-0		CONFERENCE	0-0-0		0-0-0		2-4-0		
0-2-0	0-0-0	0-0-0		HOME	0-0-0		0-0-0		0-2-0		
2-2-0	0-0-0	0-0-0		AWAY	0-0-0		0-0-0		2-2-0		
0-0-0	0-0-0	0-0-0		NEUTRAL	0-0-0		0-0-0		0-0-0		
<hr/>											
RPI S	Opponent	Score	RPI S	Opponent	Score	RPI S	Opponent	Score	RPI S	Opponent	Score
			26 N	Michigan St.	2 3	52 A	Kansas St.	3 13	164 H	South Dakota St.	0 3
			26 N	Michigan St.	1 2	52 A	Kansas St.	2 9	164 H	South Dakota St.	3 10
			26 N	Michigan St.	2 5	52 A	Kansas St.	2 4	172 N	Buffalo	8 3
			26 N	Michigan St.	0 7	67 A	Illinois	8 21	172 N	Buffalo	4 8
			37 A	Maryland	3 4	67 A	Illinois	2 3	181 A	Central Mich.	4 7
			37 A	Maryland	4 8	67 A	Illinois	6 3	224 A	Neb. Omaha	4 7
			37 A	Maryland	4 15	67 A	Illinois	0 4	224 A	Neb. Omaha	0 7
			37 A	Maryland	0 8				246 A	Western Ill.	5 1
									246 A	Western Ill.	4 2
									274 A	Dayton	0 6
									274 A	Dayton	5 8
									288 A	Ohio	6 4
									288 A	Ohio	3 12
									288 A	Ohio	6 2
<hr/>											
LAST 10 GAMES											
			164 H	South Dakota St.	0 3	246 A	Western Ill.	5 1			
			164 H	South Dakota St.	3 10	246 A	Western Ill.	4 2			
			181 A	Central Mich.	4 7	67 A	Illinois	6 3			
			224 A	Neb. Omaha	0 7	67 A	Illinois	8 21			
			224 A	Neb. Omaha	4 7	67 A	Illinois	2 3			

Non-Div. I Games: Olivet 14 2

Oakland



Average RPI Win:	202	WON-LOST RECORD	WINNING PCT. RANK	LAST 10 GAMES		STRENGTH OF SCHEDULE	OPP. STRENGTH OF SCHEDULE	TEAM RPI	ADJ RPI	CONF. RPI	ADJ CONF. RPI
DIV. I ONLY		10-25-0	.28571 266	4-6-0		199	231	252	.43637 252	25	25
DIV. I NON-CONF.		4-19-0	.17391 278	1-3-0		174	206	268	.42399 268	21	21
<hr/>											
TOTALS	RPI 1-25		RPI 26-50		W-L RECORDS		RPI 51-100		RPI 101-150		RPI 150+
10-25-0	0-0-0		0-1-0		OVERALL		0-6-0		3-3-0		8-16-0
3-5-0	0-0-0		0-0-0		HOME		0-1-0		2-1-0		1-3-0
5-16-0	0-0-0		0-1-0		AWAY		0-5-0		0-1-0		6-10-0
2-4-0	0-0-0		0-0-0		NEUTRAL		0-0-0		1-1-0		1-3-0
<hr/>											
4-19-0	0-0-0		0-1-0		NON-CONFERENCE		0-6-0		1-2-0		4-11-0
0-2-0	0-0-0		0-0-0		HOME		0-1-0		0-0-0		0-1-0
3-14-0	0-0-0		0-0-		AWAY		0-5-0		0-1-0		3-7-0
2-4-0	0-0-0		0-0-0		NEUTRAL		0-0-0		1-1-0		1-3-0
<hr/>											
6-6-0	0-0-0		0-0-0		CONFERENCE		0-0-0		2-1-0		4-5-0
3-3-0	0-0-0		0-0-0		HOME		0-0-0		2-1-0		1-2-0
3-3-0	0-0-0		0-0-0		AWAY		0-0-0		0-0-0		3-3-0
0-0-0	0-0-0		0-0-0		NEUTRAL		0-0-0		0-0-0		0-0-0
<hr/>											
RPI S	Opponent	Score	RPI S	Opponent	Score	RPI S	Opponent	Score	RPI S	Opponent	Score
			40 A	Ohio St.	0 3	58 A	Pittsburgh	2 9	115 A	West Virginia	1 5
			58 A	Pittsburgh	1 16	115 N	West Virginia	10 7			
			58 A	Pittsburgh	9 11	115 N	West Virginia	3 7			
			58 H	Pittsburgh	7 24	133 H	Milwaukee	10 1			
			61 A	Wake Forest	5 6	133 H	Milwaukee	4 14			
			61 A	Wake Forest	2 8	133 H	Milwaukee	6 2			
						152 A	Charlotte	1 3			
						152 A	Charlotte	3 9			
						152 A	Charlotte	4 10			
						152 A	Charlotte	2 5			
						175 N	Manhattan	5 7			
						175 N	Manhattan	1 6			
						176 A	Samford	6 4			
						176 A	Samford	0 13			
						176 A	Samford	3 17			
						176 A	Samford	3 5			
						203 A	Toledo	13 4			
						209 A	Ill.-Chicago	1 8			
						209 A	Ill.-Chicago	1 4			
						209 A	Ill.-Chicago	8 7			
						229 H	Akron	4 5			
						232 A	Wright St.	10 1			
						232 A	Wright St.	3 5			
						232 A	Wright St.	7 4			
						239 H	Valparaiso	3 6			
						239 H	Valparaiso	4 3			
						239 H	Valparaiso	2 9			
			<hr/>								
LAST 10 GAMES											
203 A Toledo 13 4					115 A West Virginia 1 5				232 A Wright St. 3 5		
58 A Pittsburgh 9 11					58 H Pittsburgh 7 24				232 A Wright St. 7 4		
239 H Valparaiso 4 3					133 H Milwaukee 6 2				239 H Valparaiso 3 6		
239 H Valparaiso 3 6					133 H Milwaukee 10 1				239 H Valparaiso 4 3		
239 H Valparaiso 2 9					133 H Milwaukee 4 14				239 H Valparaiso 2 9		

**Non-Div. I Games:**

Youngstown St.



RPI	S	Opponent	Score	
258	N	Morehead St.	1	3
258	N	Morehead St.	10	7
288	A	Ohio	20	15

Youngstown St.

Y  
o  
u  
n  
g  
s  
t  
o  
w  
n  
s  
t  
.

Y  
o  
u  
n  
g  
s  
t  
o  
w  
n  
s  
t  
.



Average RPI Win:		197	WON-LOST RECORD		WINNING PCT. RANK		LAST 10 GAMES		STRENGTH OF SCHEDULE		OPP. STRENGTH OF SCHEDULE		TEAM RPI		ADJ RPI		CONF. RPI		ADJ CONF. RPI				
DIV. I ONLY			13-21-0		.38235	217	4-6-0		231		198		253		.43605		253	9		9			
DIV. I NON-CONF.			11-11-0		.5	133	3-1-0		286		254		272		.42049		272	10		11			
TOTALS		RPI 1-25		RPI 26-50			W-L RECORDS			RPI 51-100			RPI 101-150			RPI 150+							
13-21-0		0-3-0		1-4-0			OVERALL			2-2-0			1-4-0			10-8-0							
9-9-0		0-3-0		1-0-0			HOME			1-0-0			0-0-0			8-6-0							
3-11-0		0-0-0		0-3-0			AWAY			1-2-0			0-4-0			2-2-0							
1-1-0		0-0-0		0-1-0			NEUTRAL			0-0-0			1-0-0			0-0-0							
11-11-0		0-0-0		1-4-0			NON-CONFERENCE			1-0-0			1-1-0			9-6-0							
10-6-0		0-0-0		1-0-0			HOME			1-0-0			0-0-0			8-6-0							
1-4-0		0-0-0		0-0-			AWAY			0-0-0			0-1-0			1-0-0							
1-1-0		0-0-0		0-1-0			NEUTRAL			0-0-0			1-0-0			0-0-0							
2-10-0		0-3-0		0-0-0			CONFERENCE			1-2-0			0-3-0			1-2-0							
0-3-0		0-3-0		0-0-0			HOME			0-0-0			0-0-0			0-0-0							
2-7-0		0-0-0		0-0-0			AWAY			1-2-0			0-3-0			1-2-0							
0-0-0		0-0-0		0-0-0			NEUTRAL			0-0-0			0-0-0			0-0-0							
RPI	S	Opponent		Score		RPI	S	Opponent		Score		RPI	S	Opponent		Score		RPI	S	Opponent		Score	
24	H	Louisville		3	8	26	N	Michigan St.		6	14	51	A	Rutgers		3	2	106	A	Furman		1	5
24	H	Louisville		4	7	40	H	Ohio St.		5	3	51	A	Rutgers		2	7	111	N	Western Caro.		7	6
24	H	Louisville		1	4	48	A	Fla. Atlantic		5	7	51	A	Rutgers		1	6	137	A	South Fla.		3	8
						48	A	Fla. Atlantic		2	9	66	H	Xavier		7	6	137	A	South Fla.		4	8
						48	A	Fla. Atlantic		3	4							137	A	South Fla.		5	8
																		158	A	St. John's (NY)		5	6
																		158	A	St. John's (NY)		4	7
																		158	A	St. John's (NY)		6	5
																		182	H	Purdue		4	7
																		199	H	Eastern Mich.		0	3
																		199	H	Eastern Mich.		3	7
																		199	H	Eastern Mich.		4	10
																		203	H	Toledo		9	7
																		219	H	Western Mich.		11	1
																		219	H	Western Mich.		3	1
																		219	H	Western Mich.		4	8
																		232	A	Wright St.		6	2
																		232	H	Wright St.		16	19
																		279	H	Northern Ky.		4	3
																		288	H	Ohio		4	1
																		298	H	NYIT		12	0
																		298	H	NYIT		17	3
																		298	H	NYIT		8	3
LAST 10 GAMES																							
40	H	Ohio St.		5	3	66	H	Xavier		7	6	24	H	Louisville		4	7						
51	A	Rutgers		2	7	24	H	Louisville		1	4												
51	A	Rutgers		1	6	24	H	Louisville		3	8												
51	A	Rutgers		3	2	24	H	Louisville		9	7												
232	H	Wright St.		16	19	203	H	Toledo															

Non-Div. I Games:

Cincinnati



Average RPI Win: 259		WON-LOST	WINNING	LAST 10	STRENGTH OF		OPP. STRENGTH	TEAM	ADJ	CONF.	ADJ CONF.
Average RPI Loss: 132		RECORD	PCT. RANK	GAMES	SCHEDULE		OF SCHEDULE	RPI	RPI	RPI	RPI
DIV. I ONLY		12-23-0	.34286	239	4-6-0		198	238	254	.43521	254
DIV. I NON-CONF.		6-14-0	.3	239	2-2-0		156	203	229	.45861	229
TOTALS		RPI 1-25	RPI 26-50		W-L RECORDS		RPI 51-100		RPI 101-150		RPI 150+
12-23-0		0-3-0	0-2-0		OVERALL		0-4-0		1-4-0		12-11-0
9-7-0		0-0-0	0-0-0		HOME		0-1-0		1-2-0		9-5-0
3-13-0		0-3-0	0-1-0		AWAY		0-3-0		0-1-0		3-5-0
0-3-0		0-0-0	0-1-0		NEUTRAL		0-0-0		0-1-0		0-1-0
6-14-0		0-3-0	0-2-0		NON-CONFERENCE		0-4-0		0-2-0		7-4-0
4-2-0		0-0-0	0-0-0		HOME		0-1-0		0-0-0		4-1-0
3-10-0		0-3-0	0-0-		AWAY		0-3-0		0-1-0		3-2-0
0-3-0		0-0-0	0-1-0		NEUTRAL		0-0-0		0-1-0		0-1-0
6-9-0		0-0-0	0-0-0		CONFERENCE		0-0-0		1-2-0		5-7-0
6-6-0		0-0-0	0-0-0		HOME		0-0-0		1-2-0		5-4-0
0-3-0		0-0-0	0-0-0		AWAY		0-0-0		0-0-0		0-3-0
0-0-0		0-0-0	0-0-0		NEUTRAL		0-0-0		0-0-0		0-0-0
RPI S	Opponent	Score	RPI S	Opponent	Score	RPI S	Opponent	Score	RPI S	Opponent	Score
3 A	North Carolina	2 11	31 N	San Diego	4 15	96 H	Bryant	0 10	141 A	Rhode Island	4 8
3 A	North Carolina	1 7	32 A	UNC Wilmington	2 3	100 A	FIU	0 1	148 H	Maine	7 1
3 A	North Carolina	8 9				100 A	FIU	4 10	148 H	Maine	3 8
						100 A	FIU	0 3	148 H	Maine	0 1
									149 N	Gardner-Webb	0 4
									153 A	Marist	6 12
									158 N	St. John's (NY)	1 7
									168 A	Albany (NY)	4 5
									168 A	Albany (NY)	6 9
									168 A	Albany (NY)	3 4
									170 H	Binghamton	4 1
									170 H	Binghamton	7 10
									170 H	Binghamton	1 8
									175 H	Manhattan	5 9
									237 H	Hartford	5 4
									237 H	Hartford	3 4
									237 H	Hartford	3 2
									270 H	UMBC	8 0
									270 H	UMBC	1 2
									270 H	UMBC	5 2
									284 A	Fordham	0 3
									284 A	Fordham	2 0
									284 A	Fordham	3 2
									284 H	Fordham	3 2
									292 H	Fairleigh Dickinson	6 5
									294 A	Iona	12 3
									294 H	Iona	5 1
LAST 10 GAMES			LAST 10 GAMES			LAST 10 GAMES			LAST 10 GAMES		
298 H	NYIT	6 0	175 H	Manhattan	5 9	294 A	Iona	12 3	284 A	Fordham	3 2
96 H	Bryant	0 10	294 A	Iona	12 3	168 A	Albany (NY)	3 4	292 H	Fairleigh Dickinson	6 5
237 H	Hartford	5 4	168 A	Albany (NY)	3 4	168 A	Albany (NY)	6 9	294 A	Iona	12 3
237 H	Hartford	3 4	168 A	Albany (NY)	6 9	168 A	Albany (NY)	4 5	294 H	Iona	5 1
237 H	Hartford	3 2	168 A	Albany (NY)	4 5						

Non-Div. I Games:

Stony Brook



Stony Brook



Average RPI Win: 118		WON-LOST	WINNING	LAST 10	STRENGTH OF		OPP. STRENGTH	TEAM	ADJ		CONF.	ADJ CONF.
Average RPI Loss: 117		RECORD	PCT. RANK	GAMES	SCHEDULE		OF SCHEDULE	RPI	RPI		RPI	RPI
DIV. I ONLY		8-23-0	.25806	274	3-7-0		180	69	257		.43376	255
DIV. I NON-CONF.		5-13-0	.27778	253	1-1-0		237	34	270		.42272	270
TOTALS		RPI 1-25	RPI 26-50		W-L RECORDS		RPI 51-100		RPI 101-150		RPI 150+	
8-23-0		0-0-0	0-0-0		OVERALL		3-15-0		3-4-0		2-5-0	
6-8-0		0-0-0	0-0-0		HOME		3-7-0		2-1-0		1-1-0	
2-15-0		0-0-0	0-0-0		AWAY		0-8-0		1-3-0		1-4-0	
0-0-0		0-0-0	0-0-0		NEUTRAL		0-0-0		0-0-0		0-0-0	
5-13-0		0-0-0	0-0-0		NON-CONFERENCE		1-8-0		3-4-0		1-2-0	
4-5-0		0-0-0	0-0-0		HOME		1-3-0		2-1-0		1-1-0	
1-9-0		0-0-0	0-0-		AWAY		0-5-0		1-3-0		0-1-0	
0-0-0		0-0-0	0-0-0		NEUTRAL		0-0-0		0-0-0		0-0-0	
3-10-0		0-0-0	0-0-0		CONFERENCE		2-7-0		0-0-0		1-3-0	
2-4-0		0-0-0	0-0-0		HOME		2-4-0		0-0-0		0-0-0	
1-6-0		0-0-0	0-0-0		AWAY		0-3-0		0-0-0		1-3-0	
0-0-0		0-0-0	0-0-0		NEUTRAL		0-0-0		0-0-0		0-0-0	
RPI S	Opponent	Score	RPI S	Opponent	Score	RPI S	Opponent	Score	RPI S	Opponent	Score	
						57 H	San Diego St.	2 4	107 A	Sacramento St.	3 2	
						57 H	San Diego St.	6 11	119 A	Stanford	4 7	
						57 H	San Diego St.	1 0	119 A	Stanford	4 7	
						87 A	California	1 8	119 A	Stanford	1 3	
						87 A	California	4 8	123 H	Southern California	5 1	
						87 A	California	3 4	123 H	Southern California	1 9	
						87 A	California	4 5	123 H	Southern California	14 3	
						88 A	CSU Bakersfield	3 5	151 A	Nevada	4 0	
						88 H	CSU Bakersfield	5 8	151 A	Nevada	3 5	
						91 H	UNLV	5 3	151 A	Nevada	6 7	
						91 H	UNLV	8 9	201 A	Pacific	4 11	
						91 H	UNLV	8 9	201 H	Pacific	4 3	
						94 H	UC Santa Barbara	3 11	243 A	Air Force	7 14	
						94 H	UC Santa Barbara	8 1	275 H	San Jose St.	3 10	
						94 H	UC Santa Barbara	1 8				
						98 A	New Mexico	3 14				
						98 A	New Mexico	3 4				
						98 A	New Mexico	4 11				
						91 H	UNLV	5 3				
LAST 10 GAMES												
						88 H	CSU Bakersfield	5 8	91 H	UNLV	8 9	
						98 A	New Mexico	3 4	91 H	UNLV	8 9	
						98 A	New Mexico	3 14	201 H	Pacific	4 3	
						98 A	New Mexico	4 11	151 A	Nevada	6 7	
						91 H	UNLV	5 3	151 A	Nevada	4 0	

Non-Div. I Games:

Fresno St.



Average RPI Win: 222		WON-LOST RECORD		WINNING PCT. RANK		LAST 10 GAMES		STRENGTH OF SCHEDULE		OPP. STRENGTH OF SCHEDULE		TEAM RPI		ADJ RPI		CONF. RPI		ADJ CONF. RPI	
DIV. I ONLY		8-24-0		.25 276		4-6-0		153		246		258		.43365 256		24		24	
DIV. I NON-CONF.		3-17-0		.15 283		0-2-0		68		186		238		.44943 237		24		25	
TOTALS		RPI 1-25		RPI 26-50		W-L RECORDS		RPI 51-100		RPI 101-150		RPI 150+							
8-24-0		0-2-0		0-2-0		OVERALL		0-4-0		0-2-0		8-14-0							
4-5-0		0-0-0		0-0-0		HOME		0-0-0		0-0-0		4-5-0							
3-16-0		0-2-0		0-1-0		AWAY		0-4-0		0-2-0		3-6-0							
1-3-0		0-0-0		0-1-0		NEUTRAL		0-0-0		0-0-0		1-2-0							
3-17-0		0-2-0		0-2-0		NON-CONFERENCE		0-4-0		0-2-0		3-7-0							
0-1-0		0-0-0		0-0-0		HOME		0-0-0		0-0-0		0-1-0							
2-13-0		0-2-0		0-0-		AWAY		0-4-0		0-2-0		2-4-0							
1-3-0		0-0-0		0-1-0		NEUTRAL		0-0-0		0-0-0		1-2-0							
5-7-0		0-0-0		0-0-0		CONFERENCE		0-0-0		0-0-0		5-7-0							
4-4-0		0-0-0		0-0-0		HOME		0-0-0		0-0-0		4-4-0							
1-3-0		0-0-0		0-0-0		AWAY		0-0-0		0-0-0		1-3-0							
0-0-0		0-0-0		0-0-0		NEUTRAL		0-0-0		0-0-0		0-0-0							
RPI S	Opponent	Score		RPI S	Opponent	Score		RPI S	Opponent	Score		RPI S	Opponent	Score					
7 A	Virginia	5	11	38 A	Coastal Caro.	0	10	60 A	Houston	1	8	125 A	Northeastern	2	10				
7 A	Virginia	0	3	40 N	Ohio St.	0	11	72 A	Rice	0	12	130 A	A&M-Corpus Christi	6	7				
								72 A	Rice	2	5	155 A	Columbia	2	3				
								72 A	Rice	2	9	155 A	Columbia	0	5				
												161 A	Boston College	6	8				
												189 H	Cornell	1	3				
												189 H	Cornell	10	7				
												190 H	Princeton	1	13				
												190 H	Princeton	20	19				
												191 N	Bucknell	2	1				
												191 N	Bucknell	4	7				
												196 A	McNeese St.	0	11				
												196 A	McNeese St.	0	10				
												205 A	Houston Baptist	4	3				
												205 A	Houston Baptist	6	12				
												205 A	Houston Baptist	6	1				
												210 H	Holy Cross	4	9				
												222 A	Penn	1	4				
												222 A	Penn	6	3				
												241 N	Ball St.	2	10				
												285 H	Yale	3	7				
LAST 10 GAMES				LAST 10 GAMES				LAST 10 GAMES				LAST 10 GAMES							
				285 H	Yale	6	2	190 H	Princeton	1	13	285 H	Yale	2	1				
				285 H	Yale	2	5	190 H	Princeton	20	19	285 H	Yale	2	5				
				285 H	Yale	2	1	189 H	Cornell	1	3	285 H	Yale	6	2				
				285 H	Yale	3	7	189 H	Cornell	10	7								
				125 A	Northeastern	2	10	161 A	Boston College	6	8								

Non-Div. I Games:

Harvard



Average RPI Win: 225		WON-LOST RECORD		WINNING PCT. RANK		LAST 10 GAMES		STRENGTH OF SCHEDULE		OPP. STRENGTH OF SCHEDULE		TEAM RPI		ADJ RPI		CONF. RPI		ADJ CONF. RPI	
DIV. I ONLY		9-24-0		.27273 269		3-7-0		125		255		255		.43275 257		9		9	
DIV. I NON-CONF.		8-16-0		.33333 228		2-2-0		142		291		255		.43611 254		10		11	
TOTALS		RPI 1-25		RPI 26-50		W-L RECORDS		RPI 51-100		RPI 101-150		RPI 150+							
9-24-0		0-4-0		1-3-0		OVERALL		0-6-0		0-2-0		8-10-0							
5-12-0		0-0-0		0-0-0		HOME		0-6-0		0-0-0		5-6-0							
3-8-0		0-4-0		1-2-0		AWAY		0-0-0		0-0-0		2-2-0							
1-5-0		0-0-0		0-1-0		NEUTRAL		0-0-0		0-2-0		1-2-0							
8-16-0		0-4-0		0-1-0		NON-CONFERENCE		0-0-0		0-2-0		8-10-0							
5-6-0		0-0-0		0-0-0		HOME		0-0-0		0-0-0		5-6-0							
2-6-0		0-4-0		0-0-		AWAY		0-0-0		0-0-0		2-2-0							
1-5-0		0-0-0		0-1-0		NEUTRAL		0-0-0		0-2-0		1-2-0							
1-8-0		0-0-0		1-2-0		CONFERENCE		0-6-0		0-0-0		0-0-0							
0-6-0		0-0-0		0-0-0		HOME		0-6-0		0-0-0		0-0-0							
1-2-0		0-0-0		1-2-0		AWAY		0-0-0		0-0-0		0-0-0							
0-0-0		0-0-0		0-0-0		NEUTRAL		0-0-0		0-0-0		0-0-0							
RPI	S	Opponent		Score		RPI	S	Opponent		Score		RPI	S	Opponent		Score			
6	A	Florida St.		5	23	27	A	Notre Dame		3	4	51	H	Rutgers		0	6		
6	A	Florida St.		1	2	27	A	Notre Dame		8	11	51	H	Rutgers		0	2		
6	A	Florida St.		0	7	27	A	Notre Dame		10	6	51	H	Rutgers		4	9		
19	A	North Carolina St.		3	14	29	N	Delaware		3	8	76	H	Connecticut		3	4		
												76	H	Connecticut		1	4		
												76	H	Connecticut		4	9		

Non-Div. I Games: USciences 0 1

Villanova



Average RPI Win:		222	WON-LOST		WINNING		LAST 10		STRENGTH OF		OPP. STRENGTH		TEAM		ADJ		CONF.		ADJ CONF.	
Average RPI Loss:		153	RECORD		PCT. RANK		GAMES		SCHEDULE		OF SCHEDULE		RPI		RPI		RPI		RPI	
DIV. I ONLY			9-26-0		.25714		275		0-9-0		162		250		256		.43222		258	
DIV. I NON-CONF.			5-15-0		.25		260		0-6-0		198		196		246		.43916		251	
TOTALS		RPI 1-25		RPI 26-50		W-L RECORDS		RPI 51-100		RPI 101-150		RPI 150+								
9-26-0		0-3-0		0-0-0		OVERALL		1-1-0		1-14-0		7-9-0								
2-4-0		0-0-0		0-0-0		HOME		0-0-0		0-0-0		2-4-0								
2-17-0		0-3-0		0-0-0		AWAY		0-0-0		1-14-0		1-1-0								
5-5-0		0-0-0		0-0-0		NEUTRAL		1-1-0		0-0-0		4-4-0								
5-15-0		0-3-0		0-0-0		NON-CONFERENCE		1-1-0		1-8-0		3-4-0								
0-0-0		0-0-0		0-0-0		HOME		0-0-0		0-0-0		0-0-0								
2-12-0		0-3-0		0-0-		AWAY		0-0-0		1-8-0		1-1-0								
3-4-0		0-0-0		0-0-0		NEUTRAL		1-1-0		0-0-0		2-3-0								
4-11-0		0-0-0		0-0-0		CONFERENCE		0-0-0		0-6-0		4-5-0								
2-4-0		0-0-0		0-0-0		HOME		0-0-0		0-0-0		2-4-0								
0-6-0		0-0-0		0-0-0		AWAY		0-0-0		0-6-0		0-0-0								
2-1-0		0-0-0		0-0-0		NEUTRAL		0-0-0		0-0-0		2-1-0								
RPI	S	Opponent		Score		RPI	S	Opponent		Score		RPI	S	Opponent		Score				
18	A	Clemson		5	10							53	N	Indiana St.		5	7			
18	A	Clemson		2	5							53	N	Indiana St.		6	5			
24	A	Louisville		4	13									West Virginia		5	13			
														Illinois St.		4	5			
														Illinois St.		0	4			
														Illinois St.		7	9			
														Illinois St.		1	11			
														Belmont		1	2			
														Belmont		4	7			
														Belmont		0	2			
														Tennessee Tech		2	5			
														Tennessee Tech		5	11			
														Tennessee Tech		4	11			
														Gardner-Webb		2	3			
														Gardner-Webb		2	3			
														Gardner-Webb		0	7			
														Gardner-Webb		5	3			
														Southeast Mo. St.		4	2			
														Southeast Mo. St.		5	10			
														Southeast Mo. St.		11	8			
														Eastern Ky.		14	30			
														Eastern Ky.		6	18			
														Eastern Ky.		4	5			
														Ball St.		1	4			
														Ball St.		2	12			
														Youngstown St.		7	10			
														Youngstown St.		3	1			
														Murray St.		10	9			
														Murray St.		2	1			
LAST 10 GAMES						LAST 10 GAMES						LAST 10 GAMES								

Non-Div. I Games: Campbellsville 1 4

Morehead St.



Morehead St.



Average RPI Win:	278	WON-LOST	WINNING	LAST 10	STRENGTH OF	OPP. STRENGTH	TEAM	ADJ	CONF.	ADJ CONF.	
Average RPI Loss:	153	RECORD	PCT. RANK	GAMES	SCHEDULE	OF SCHEDULE	RPI	RPI	RPI	RPI	
DIV. I ONLY	18-16-0	.52941	129	6-4-0	298	251	259	.43207	259	32	32
DIV. I NON-CONF.	2-12-0	.14286	285	0-4-0	149	188	277	.41542	276	28	29
<hr/>											
TOTALS	RPI 1-25	RPI 26-50		W-L RECORDS		RPI 51-100		RPI 101-150		RPI 150+	
18-16-0	0-0-0	0-5-0		OVERALL		0-2-0		0-1-0		18-8-0	
8-3-0	0-0-0	0-0-0		HOME		0-1-0		0-0-0		8-2-0	
7-12-0	0-0-0	0-4-0		AWAY		0-1-0		0-1-0		7-4-0	
3-1-0	0-0-0	0-1-0		NEUTRAL		0-0-0		0-0-0		3-0-0	
<hr/>											
2-12-0	0-0-0	0-5-0		NON-CONFERENCE		0-2-0		0-1-0		2-4-0	
1-2-0	0-0-0	0-0-0		HOME		0-1-0		0-0-0		1-1-0	
1-9-0	0-0-0	0-0-		AWAY		0-1-0		0-1-0		1-3-0	
0-1-0	0-0-0	0-1-0		NEUTRAL		0-0-0		0-0-0		0-0-0	
<hr/>											
16-4-0	0-0-0	0-0-0		CONFERENCE		0-0-0		0-0-0		16-4-0	
7-1-0	0-0-0	0-0-0		HOME		0-0-0		0-0-0		7-1-0	
6-3-0	0-0-0	0-0-0		AWAY		0-0-0		0-0-0		6-3-0	
3-0-0	0-0-0	0-0-0		NEUTRAL		0-0-0		0-0-0		3-0-0	
<hr/>											
RPI	S	Opponent	Score	RPI	S	Opponent	Score	RPI	S	Opponent	Score
				44	A	Central Ark.	4 19	70	A	Southeastern La.	1 13
				44	A	Central Ark.	0 13	70	H	Southeastern La.	4 7
				49	A	Troy	2 7			185	H Eastern Ill.
				50	A	Kansas	0 11			185	H Eastern Ill.
				50	N	Kansas	6 10			194	H Texas Southern
										194	H Texas Southern
										248	A Tex.-Pan American
										248	A Tex.-Pan American
										248	A Tex.-Pan American
										264	A New Orleans
										269	A Alabama St.
										269	A Alabama St.
										269	A Alabama St.
										286	A Alcorn
										286	A Alcorn
										286	A Alcorn
										293	A Alabama A&M
										293	A Alabama A&M
										293	A Alabama A&M
										293	A Alabama A&M
										293	H Alabama A&M
										293	H Alabama A&M
										295	H Mississippi Val.
										295	H Mississippi Val.
										295	H Mississippi Val.
										295	N Mississippi Val.
										295	N Mississippi Val.
										295	N Mississippi Val.
										295	N Mississippi Val.
										295	N Mississippi Val.
										295	N Mississippi Val.
										295	N Mississippi Val.
										295	N Mississippi Val.
										295	N Mississippi Val.
										295	N Mississippi Val.
										295	N Mississippi Val.
										295	N Mississippi Val.
										295	N Mississippi Val.
										295	N Mississippi Val.
										295	N Mississippi Val.
										295	N Mississippi Val.
										295	N Mississippi Val.
										295	N Mississippi Val.
										295	N Mississippi Val.
										295	N Mississippi Val.
										295	N Mississippi Val.
										295	N Mississippi Val.
										295	N Mississippi Val.
										295	N Mississippi Val.
										295	N Mississippi Val.
										295	N Mississippi Val.
										295	N Mississippi Val.
										295	N Mississippi Val.
										295	N Mississippi Val.
										295	N Mississippi Val.
										295	N Mississippi Val.
										295	N Mississippi Val.
										295	N Mississippi Val.
										295	N Mississippi Val.
										295	N Mississippi Val.
										295	N Mississippi Val.
										295	N Mississippi Val.
										295	N Mississippi Val.
										295	N Mississippi Val.
										295	N Mississippi Val.
										295	N Mississippi Val.

Non-Div. I Games:

Rust

14 0

Loyola (LA)

6 3

Rust

19 0

Jackson St.



[illegible]

**Non-Div. I Games:**

Fairfield



Average RPI Win:	202	WON-LOST	WINNING	LAST 10	STRENGTH OF	OPP. STRENGTH	TEAM	ADJ	CONF.	ADJ CONF.	
Average RPI Loss:	171	RECORD	PCT. RANK	GAMES	SCHEDULE	OF SCHEDULE	RPI	RPI	RPI	RPI	
DIV. I ONLY	10-17-0	.37037	223	5-5-0	269	241	261	.42993	261	21	21
DIV. I NON-CONF.	6-9-0	.4	195	2-1-0	280	255	264	.42757	264	25	24
<hr/>											
TOTALS	RPI 1-25	RPI 26-50		W-L RECORDS		RPI 51-100		RPI 101-150		RPI 150+	
10-17-0	0-0-0	0-0-0		OVERALL		2-5-0		0-1-0		9-11-0	
2-1-0	0-0-0	0-0-0		HOME		0-0-0		0-0-0		2-1-0	
3-8-0	0-0-0	0-0-0		AWAY		0-3-0		0-0-0		4-5-0	
5-8-0	0-0-0	0-0-0		NEUTRAL		2-2-0		0-1-0		3-5-0	
<hr/>											
6-9-0	0-0-0	0-0-0		NON-CONFERENCE		2-2-0		0-1-0		5-6-0	
0-0-0	0-0-0	0-0-0		HOME		0-0-0		0-0-0		0-0-0	
2-1-0	0-0-0	0-0-		AWAY		0-0-0		0-0-0		2-1-0	
5-8-0	0-0-0	0-0-0		NEUTRAL		2-2-0		0-1-0		3-5-0	
<hr/>											
4-8-0	0-0-0	0-0-0		CONFERENCE		0-3-0		0-0-0		4-5-0	
2-1-0	0-0-0	0-0-0		HOME		0-0-0		0-0-0		2-1-0	
2-7-0	0-0-0	0-0-0		AWAY		0-3-0		0-0-0		2-4-0	
0-0-0	0-0-0	0-0-0		NEUTRAL		0-0-0		0-0-0		0-0-0	
<hr/>											
RPI	S	Opponent	Score	RPI	S	Opponent	Score	RPI	S	Opponent	Score
						66 A Xavier	2 11			125 N Northeastern	5 6
						66 A Xavier	3 12			157 H Butler	3 1
						66 A Xavier	0 15			157 H Butler	6 9
						92 N Rider	3 4			157 H Butler	8 3
						92 N Rider	6 5			164 N South Dakota St.	5 10
						92 N Rider	1 4			164 N South Dakota St.	7 12
						92 N Rider	2 1			170 A Binghamton	4 2
										192 A Saint Joseph's	3 7
										192 A Saint Joseph's	4 8
										192 A Saint Joseph's	6 5
										200 A Niagara	3 6
										200 A Niagara	4 0
										239 N Valparaiso	4 5
										243 N Air Force	3 4
										283 A Massachusetts	5 6
										283 A Massachusetts	4 3
										283 A Massachusetts	3 9
										291 N Mt. St. Mary's	9 7
										291 N Mt. St. Mary's	8 14
										291 N Mt. St. Mary's	6 5
										296 N Chicago St.	16 3
<hr/>											
LAST 10 GAMES											
						170 A Binghamton	4 2			200 A Niagara	4 0
						283 A Massachusetts	5 6			192 A Saint Joseph's	3 7
						283 A Massachusetts	4 3			192 A Saint Joseph's	6 5
						283 A Massachusetts	3 9			192 A Saint Joseph's	4 8
						200 A Niagara	3 6			157 H Butler	3 1

Non-Div. I Games:

St. Bonaventure



Average RPI Win:		216	WON-LOST RECORD		WINNING PCT. RANK		LAST 10 GAMES		STRENGTH OF SCHEDULE		OPP. STRENGTH OF SCHEDULE		TEAM RPI		ADJ RPI		CONF. RPI		ADJ CONF. RPI								
DIV. I ONLY			9-25-0		.26471	273		2-8-0		118		263		262		.42957		262		19							
DIV. I NON-CONF.			6-10-0		.375	209		0-3-0		100		246		225		.46321		225		22							
TOTALS		RPI 1-25		RPI 26-50		W-L RECORDS		RPI 51-100		RPI 101-150		RPI 150+															
9-25-0		0-2-0		0-0-0		OVERALL		0-3-0		2-11-0		7-10-0															
8-10-0		0-0-0		0-0-0		HOME		0-0-0		2-9-0		6-1-0															
1-15-0		0-2-0		0-0-0		AWAY		0-3-0		0-2-0		1-9-0															
0-0-0		0-0-0		0-0-0		NEUTRAL		0-0-0		0-0-0		0-0-0															
6-10-0		0-2-0		0-0-0		NON-CONFERENCE		0-3-0		0-4-0		6-2-0															
6-3-0		0-0-0		0-0-0		HOME		0-0-0		0-2-0		6-1-0															
0-8-0		0-2-0		0-0-		AWAY		0-3-0		0-2-0		0-1-0															
0-0-0		0-0-0		0-0-0		NEUTRAL		0-0-0		0-0-0		0-0-0															
3-15-0		0-0-0		0-0-0		CONFERENCE		0-0-0		2-7-0		1-8-0															
2-7-0		0-0-0		0-0-0		HOME		0-0-0		2-7-0		0-0-0															
1-8-0		0-0-0		0-0-0		AWAY		0-0-0		0-0-0		1-8-0															
0-0-0		0-0-0		0-0-0		NEUTRAL		0-0-0		0-0-0		0-0-0															
RPI	S	Opponent		Score		RPI	S	Opponent		Score		RPI	S	Opponent		Score											
2	A	Vanderbilt		3	10							70	A	Southeastern La.		4	5	101	H	Memphis		4	18				
14	A	Ole Miss		2	15							70	A	Southeastern La.		3	9	112	A	Arkansas St.		0	9				
												70	A	Southeastern La.		3	5	113	H	Jacksonville St.		5	3				
																		113	H	Jacksonville St.		2	20				
																		113	H	Jacksonville St.		5	10				
																		120	H	Belmont		9	8				
																		120	H	Belmont		2	11				
																		120	H	Belmont		0	4				
																		142	H	Tennessee Tech		8	13				
																		142	H	Tennessee Tech		1	3				
																		142	H	Tennessee Tech		5	8				
																		146	A	Southern Ill.		6	7				
																		146	H	Southern Ill.		4	8				
																		206	H	North Dakota St.		0	5				
																		206	H	North Dakota St.		3	2				
																		218	A	Southeast Mo. St.		2	7				
																		218	A	Southeast Mo. St.		5	8				
																		218	A	Southeast Mo. St.		6	9				
																		226	H	Lipscomb		4	3				
																		228	A	Evansville		1	6				
																		228	H	Evansville		8	3				
						LAST 10 GAMES												230	A	Eastern Ky.		5	1				
						146 A Southern Ill.						6	7	120 H Belmont						2	11	230	A	Eastern Ky.		3	7
						230 A Eastern Ky.						5	1	120 H Belmont						9	8	230	A	Eastern Ky.		4	30
						230 A Eastern Ky.						3	7	120 H Belmont						0	4	272	A	Murray St.		4	5
						230 A Eastern Ky.						4	30	228 A Evansville						1	6	272	A	Murray St.		13	15
						2 A Vanderbilt						3	10	218 A Southeast Mo. St.						2	7	272	A	Murray St.		7	11

Non-Div. I Games: Mid-Continent 14 9

UT Martin



RPI	S	Opponent	Score	
273	H	IPFW	1	0
273	H	IPFW	4	3
273	H	IPFW	5	4

UT Martin

U  
T  
M  
a  
r  
t  
i  
n

U  
T  
M  
a  
r  
t  
i  
n



Average RPI Win: 247		WON-LOST	WINNING	LAST 10	STRENGTH OF		OPP. STRENGTH	TEAM	ADJ	CONF.	ADJ CONF.
Average RPI Loss: 186		RECORD	PCT. RANK	GAMES	SCHEDULE		OF SCHEDULE	RPI	RPI	RPI	RPI
DIV. I ONLY		13-20-0	.39394	214	6-4-0		240	291	263	.42718	263
DIV. I NON-CONF.		5-10-0	.33333	228	0-1-0		215	258	278	.41487	277
TOTALS		RPI 1-25	RPI 26-50		W-L RECORDS		RPI 51-100		RPI 101-150		RPI 150+
13-20-0	0-0-0	0-2-0		OVERALL		1-2-0		0-1-0		12-15-0	
6-10-0	0-0-0	0-1-0		HOME		1-2-0		0-0-0		5-7-0	
6-9-0	0-0-0	0-1-0		AWAY		0-0-0		0-1-0		6-7-0	
1-1-0	0-0-0	0-0-0		NEUTRAL		0-0-0		0-0-0		1-1-0	
5-10-0	0-0-0	0-2-0		NON-CONFERENCE		1-2-0		0-1-0		4-5-0	
4-6-0	0-0-0	0-1-0		HOME		1-2-0		0-0-0		3-3-0	
0-3-0	0-0-0	0-0-		AWAY		0-0-0		0-1-0		0-1-0	
1-1-0	0-0-0	0-0-0		NEUTRAL		0-0-0		0-0-0		1-1-0	
8-10-0	0-0-0	0-0-0		CONFERENCE		0-0-0		0-0-0		8-10-0	
2-4-0	0-0-0	0-0-0		HOME		0-0-0		0-0-0		2-4-0	
6-6-0	0-0-0	0-0-0		AWAY		0-0-0		0-0-0		6-6-0	
0-0-0	0-0-0	0-0-0		NEUTRAL		0-0-0		0-0-0		0-0-0	
RPI S	Opponent	Score		RPI S	Opponent	Score		RPI S	Opponent	Score	
28 A	William & Mary	4	13	92 H	Rider	2	5	135 A	VMI	6	17
28 H	William & Mary	0	4	92 H	Rider	0	2	159 A	Delaware St.	0	7
				92 H	Rider	6	4	159 A	Delaware St.	5	3
								159 A	Delaware St.	4	2
								159 H	Delaware St.	5	6
								159 H	Delaware St.	7	9
								159 H	Delaware St.	3	8
								167 A	Longwood	4	17
								204 A	Savannah St.	1	5
								204 A	Savannah St.	6	16
								212 A	N.C. Central	1	6
								245 H	Wagner	7	3
								245 H	Wagner	3	4
								245 H	Wagner	2	1
								250 H	Navy	1	13
								250 H	Navy	3	4
								250 H	Navy	7	6
								289 A	Coppin St.	5	4
								289 A	Coppin St.	6	9
								289 A	Coppin St.	7	4
								292 N	Fairleigh Dickinson	15	2
								292 N	Fairleigh Dickinson	3	4
								297 A	UMES	7	6
								297 A	UMES	5	6
								297 A	UMES	8	2
								297 H	UMES	5	0
								297 H	UMES	6	2
LAST 10 GAMES											
297 H	UMES	6	2	159 A	Delaware St.	5	3	297 A	UMES	7	6
297 H	UMES	5	0	159 A	Delaware St.	4	2	297 A	UMES	5	6
297 H	UMES	6	8	289 A	Coppin St.	5	4	297 A	UMES	8	2
28 A	William & Mary	4	13	289 A	Coppin St.	6	9	297 H	UMES	5	0
159 A	Delaware St.	0	7	289 A	Coppin St.	7	4	297 H	UMES	6	2

Non-Div. I Games:

Norfolk St.



Norfolk St.

Norfolk  
S t .

Norfolk St.



Average RPI Win:		218	WON-LOST RECORD		WINNING PCT. RANK	LAST 10 GAMES		STRENGTH OF SCHEDULE		OPP. STRENGTH OF SCHEDULE	TEAM RPI	ADJ RPI		CONF. RPI	ADJ CONF. RPI		
Average RPI Loss:		125															
DIV. I ONLY			6-31-0		.16216	289	2-8-0		93		214	264	.427	264	30	30	
DIV. I NON-CONF.			6-31-0		.16216	282	2-8-0		95		231	265	.427	265	32	32	
TOTALS		RPI 1-25		RPI 26-50		W-L RECORDS		RPI 51-100		RPI 101-150		RPI 150+					
6-31-0		0-3-0		0-4-0		OVERALL		0-5-0		1-8-0		5-13-0					
4-7-0		0-0-0		0-0-0		HOME		0-0-0		0-1-0		4-6-0					
2-21-0		0-3-0		0-4-0		AWAY		0-3-0		1-6-0		1-6-0					
0-3-0		0-0-0		0-0-0		NEUTRAL		0-2-0		0-0-0		0-1-0					
6-31-0		0-3-0		0-4-0		NON-CONFERENCE		0-5-0		1-8-0		5-13-0					
4-7-0		0-0-0		0-0-0		HOME		0-0-0		0-1-0		4-6-0					
2-23-0		0-3-0		0-0-		AWAY		0-3-0		1-7-0		1-6-0					
0-3-0		0-0-0		0-0-0		NEUTRAL		0-2-0		0-0-0		0-1-0					
0-0-0		0-0-0		0-0-0		CONFERENCE		0-0-0		0-0-0		0-0-0					
0-0-0		0-0-0		0-0-0		HOME		0-0-0		0-0-0		0-0-0					
0-0-0		0-0-0		0-0-0		AWAY		0-0-0		0-0-0		0-0-0					
0-0-0		0-0-0		0-0-0		NEUTRAL		0-0-0		0-0-0		0-0-0					
RPI	S	Opponent		Score		RPI	S	Opponent		Score		RPI	S	Opponent		Score	
16	A	South Ala.		6	29	44	A	Central Ark.		1	11	60	A	Houston		3	8
16	A	South Ala.		2	5	44	A	Central Ark.		3	4	60	A	Houston		3	13
16	A	South Ala.		1	4	45	A	Arkansas		0	14	62	N	Baylor		0	10
						45	A	Arkansas		0	3	62	N	Baylor		3	8
												70	A	Southeastern La.		2	7

Non-Div. I Games:

New Orleans



Average RPI Win:	193	WON-LOST RECORD	WINNING PCT. RANK	LAST 10 GAMES	STRENGTH OF SCHEDULE	OPP. STRENGTH OF SCHEDULE	TEAM RPI	ADJ RPI	CONF. RPI	ADJ CONF. RPI				
DIV. I ONLY	8-22-0	.26667	272	2-8-0	156	261	265	.42633	265	19	19			
DIV. I NON-CONF.	2-10-0	.16667	281	1-2-0	228	251	287	.39021	287	22	22			
<hr/>														
TOTALS	RPI 1-25	RPI 26-50		W-L RECORDS	RPI 51-100		RPI 101-150		RPI 150+					
8-22-0	0-0-0	0-1-0		OVERALL	1-0-0		1-11-0		7-10-0					
6-7-0	0-0-0	0-0-0		HOME	0-0-0		0-2-0		6-5-0					
2-14-0	0-0-0	0-0-0		AWAY	1-0-0		1-9-0		1-5-0					
0-1-0	0-0-0	0-1-0		NEUTRAL	0-0-0		0-0-0		0-0-0					
<hr/>														
2-10-0	0-0-0	0-1-0		NON-CONFERENCE	1-0-0		0-3-0		2-6-0					
1-3-0	0-0-0	0-0-0		HOME	0-0-0		0-2-0		1-1-0					
2-6-0	0-0-0	0-0-		AWAY	1-0-0		0-1-0		1-5-0					
0-1-0	0-0-0	0-1-0		NEUTRAL	0-0-0		0-0-0		0-0-0					
<hr/>														
6-12-0	0-0-0	0-0-0		CONFERENCE	0-0-0		1-8-0		5-4-0					
5-4-0	0-0-0	0-0-0		HOME	0-0-0		0-0-0		5-4-0					
1-8-0	0-0-0	0-0-0		AWAY	0-0-0		1-8-0		0-0-0					
0-0-0	0-0-0	0-0-0		NEUTRAL	0-0-0		0-0-0		0-0-0					
<hr/>														
RPI S	Opponent	Score	RPI S	Opponent	Score	RPI S	Opponent	Score	RPI S	Opponent	Score			
			50 N	Kansas	0 8	53 A	Indiana St.	6 3	113 A	Jacksonville St.	6 7			
								113 A	Jacksonville St.	0 11				
								113 A	Jacksonville St.	1 2				
								117 H	Illinois St.	0 5				
								120 A	Belmont	3 5				
								120 A	Belmont	7 25				
								120 A	Belmont	4 7				
								122 A	Saint Louis	5 7				
								122 H	Saint Louis	5 14				
								142 A	Tennessee Tech	0 1				
								142 A	Tennessee Tech	3 11				
								142 A	Tennessee Tech	6 4				
								185 H	Eastern Ill.	6 0				
								185 H	Eastern Ill.	6 2				
								185 H	Eastern Ill.	7 5				
								202 A	UALR	1 2				
								202 A	UALR	1 13				
								202 A	UALR	0 2				
								218 H	Southeast Mo. St.	4 8				
								218 H	Southeast Mo. St.	11 13				
								218 H	Southeast Mo. St.	4 0				
						LAST 10 GAMES								
						53 A	Indiana St.	6 3	218 H	Southeast Mo. St.	11 13	226 A	Lipscomb	3 2
						120 A	Belmont	7 25	218 H	Southeast Mo. St.	4 8	226 A	Lipscomb	4 11
						120 A	Belmont	3 5	218 H	Southeast Mo. St.	4 0	226 A	Lipscomb	4 7
			120 A	Belmont	4 7	122 H	Saint Louis	5 14	272 H	Murray St.	13 12			
			122 A	Saint Louis	5 7	142 A	Tennessee Tech	3 11	272 H	Murray St.	1 8			
									272 H	Murray St.	0 1			

Non-Div. I Games:

SIU Edwardsville



RPI	S	Opponent	Score	
273	H	IPFW	6	7
273	H	IPFW	2	1

SIU Edwardsville

SIU Edwardsville

SIU Edwardsville



Average RPI Win:	189	WON-LOST	WINNING	LAST 10	STRENGTH OF	OPP. STRENGTH	TEAM	ADJ	CONF.	ADJ CONF.					
Average RPI Loss:	105	RECORD	PCT. RANK	GAMES	SCHEDULE	OF SCHEDULE	RPI	RPI	RPI	RPI					
DIV. I ONLY		11-25-0	.30556	260	3-7-0	197	183	266	.42514	266	12	12			
DIV. I NON-CONF.		9-18-0	.33333	228	3-2-0	245	214	282	.40849	281	8	8			
<hr/>															
TOTALS	RPI 1-25	RPI 26-50		W-L RECORDS		RPI 51-100		RPI 101-150		RPI 150+					
11-25-0	0-0-0	1-2-0		OVERALL		2-12-0		1-6-0		7-5-0					
9-12-0	0-0-0	1-2-0		HOME		0-0-0		1-6-0		7-4-0					
2-13-0	0-0-0	0-0-0		AWAY		2-12-0		0-0-0		0-1-0					
0-0-0	0-0-0	0-0-0		NEUTRAL		0-0-0		0-0-0		0-0-0					
9-18-0	0-0-0	0-0-0		NON-CONFERENCE		1-7-0		1-6-0		7-5-0					
8-10-0	0-0-0	0-0-0		HOME		0-0-0		1-6-0		7-4-0					
1-8-0	0-0-0	0-0-		AWAY		1-7-0		0-0-0		0-1-0					
0-0-0	0-0-0	0-0-0		NEUTRAL		0-0-0		0-0-0		0-0-0					
2-7-0	0-0-0	1-2-0		CONFERENCE		1-5-0		0-0-0		0-0-0					
1-2-0	0-0-0	1-2-0		HOME		0-0-0		0-0-0		0-0-0					
1-5-0	0-0-0	0-0-0		AWAY		1-5-0		0-0-0		0-0-0					
0-0-0	0-0-0	0-0-0		NEUTRAL		0-0-0		0-0-0		0-0-0					
RPI	S	Opponent	Score	RPI	S	Opponent	Score	RPI	S	Opponent	Score				
				42	H	Loyola Marymount	2 4	71	A	Gonzaga	2 4	104	H	Utah	2 1
				42	H	Loyola Marymount	2 0	71	A	Gonzaga	7 8	104	H	Utah	1 3
				42	H	Loyola Marymount	1 6	71	A	Gonzaga	6 10	104	H	Utah	4 14
								74	A	UC Riverside	1 4	104	H	Utah	1 3
								74	A	UC Riverside	6 12	107	H	Sacramento St.	0 10
								74	A	UC Riverside	5 19	107	H	Sacramento St.	7 9
								80	A	San Francisco	6 0	119	H	Stanford	2 7
								80	A	San Francisco	3 4	151	H	Nevada	6 10
								80	A	San Francisco	4 5	165	H	Utah Valley	6 9
								94	A	UC Santa Barbara	1 10	165	H	Utah Valley	3 0
								97	A	Cal St. Northridge	3 8	165	H	Utah Valley	3 6
								97	A	Cal St. Northridge	0 5	216	H	Georgetown	6 7
								97	A	Cal St. Northridge	8 6	216	H	Georgetown	4 1
								97	A	Cal St. Northridge	3 8	216	H	Georgetown	6 1
												231	A	UC Davis	15 16
												275	H	San Jose St.	9 8
												296	H	Chicago St.	7 5
												296	H	Chicago St.	3 2
												296	H	Chicago St.	15 0
<hr/>															
LAST 10 GAMES															
				71	A	Gonzaga	6 10	216	H	Georgetown	4 1				
				71	A	Gonzaga	2 4	216	H	Georgetown	6 1				
				71	A	Gonzaga	7 8	275	H	San Jose St.	9 8				
				231	A	UC Davis	15 16	80	A	San Francisco	4 5				
				216	H	Georgetown	6 7	80	A	San Francisco	3 4				

**Non-Div. I Games:**

St. Mary's (CA)



Average RPI Win:	200	WON-LOST RECORD	WINNING PCT. RANK	LAST 10 GAMES	STRENGTH OF SCHEDULE	OPP. STRENGTH OF SCHEDULE	TEAM RPI	ADJ RPI	CONF. RPI	ADJ CONF. RPI	
Average RPI Loss:	156										
DIV. I ONLY	10-22-0	.3125	257	2-7-0	271	124	267	.42509	267	18	18
DIV. I NON-CONF.	7-14-0	.33333	228	1-2-0	282	56	269	.42397	269	20	20
<hr/>											
TOTALS	RPI 1-25	RPI 26-50		W-L RECORDS		RPI 51-100		RPI 101-150		RPI 150+	
10-22-0	0-0-0	0-0-0		OVERALL		0-5-0		3-5-0		8-12-0	
2-8-0	0-0-0	0-0-0		HOME		0-2-0		0-3-0		2-3-0	
8-14-0	0-0-0	0-0-0		AWAY		0-3-0		3-2-0		6-9-0	
0-0-0	0-0-0	0-0-0		NEUTRAL		0-0-0		0-0-0		0-0-0	
7-14-0	0-0-0	0-0-0		NON-CONFERENCE		0-5-0		3-3-0		5-6-0	
2-6-0	0-0-0	0-0-0		HOME		0-2-0		0-1-0		2-3-0	
6-8-0	0-0-0	0-0-		AWAY		0-3-0		3-2-0		3-3-0	
0-0-0	0-0-0	0-0-0		NEUTRAL		0-0-0		0-0-0		0-0-0	
3-8-0	0-0-0	0-0-0		CONFERENCE		0-0-0		0-2-0		3-6-0	
0-2-0	0-0-0	0-0-0		HOME		0-0-0		0-2-0		0-0-0	
3-6-0	0-0-0	0-0-0		AWAY		0-0-0		0-0-0		3-6-0	
0-0-0	0-0-0	0-0-0		NEUTRAL		0-0-0		0-0-0		0-0-0	
RPI	S	Opponent	Score	RPI	S	Opponent	Score	RPI	S	Opponent	Score

Seattle



RPI	S	Opponent	Score	
282	A	Non-Conf, Santa Clara	6	7

Seattle

S  
e  
a  
t  
t  
l  
e

S  
e  
a  
t  
t  
l  
e



Average RPI Win: 233		WON-LOST RECORD		WINNING PCT. RANK		LAST 10 GAMES		STRENGTH OF SCHEDULE		OPP. STRENGTH OF SCHEDULE		TEAM RPI		ADJ RPI		CONF. RPI		ADJ CONF. RPI	
DIV. I ONLY		14-20-0		.41176 206		4-6-0		274		237		268		.42484 268		32		32	
DIV. I NON-CONF.		6-11-0		.35294 219		0-3-0		256		115		254		.43839 253		28		29	
TOTALS		RPI 1-25		RPI 26-50		W-L RECORDS		RPI 51-100		RPI 101-150		RPI 150+							
14-20-0		0-2-0		0-2-0		OVERALL		0-0-0		0-2-0		14-16-0							
10-7-0		0-0-0		0-1-0		HOME		0-0-0		0-1-0		10-6-0							
4-13-0		0-2-0		0-1-0		AWAY		0-0-0		0-1-0		4-9-0							
0-0-0		0-0-0		0-0-0		NEUTRAL		0-0-0		0-0-0		0-0-0							
6-11-0		0-2-0		0-2-0		NON-CONFERENCE		0-0-0		0-2-0		6-6-0							
4-2-0		0-0-0		0-1-0		HOME		0-0-0		0-1-0		4-0-0							
2-10-0		0-2-0		0-0-		AWAY		0-0-0		0-1-0		2-6-0							
0-0-0		0-0-0		0-0-0		NEUTRAL		0-0-0		0-0-0		0-0-0							
8-10-0		0-0-0		0-0-0		CONFERENCE		0-0-0		0-0-0		8-10-0							
6-6-0		0-0-0		0-0-0		HOME		0-0-0		0-0-0		6-6-0							
2-4-0		0-0-0		0-0-0		AWAY		0-0-0		0-0-0		2-4-0							
0-0-0		0-0-0		0-0-0		NEUTRAL		0-0-0		0-0-0		0-0-0							
RPI	S	Opponent		Score		RPI	S	Opponent		Score		RPI	S	Opponent		Score			
4	A	LSU		0 4		44	A	Central Ark.		0 30		150	A	Stephen F. Austin		3 8			
8	A	Mississippi St.		0 2		44	H	Central Ark.		1 10		150	H	Stephen F. Austin		4 9			
												154	A	Georgia St.		17 7			
												154	A	Georgia St.		7 8			
												154	A	Georgia St.		9 4			
												174	A	La.-Monroe		2 3			
												174	H	La.-Monroe		4 0			
												183	A	Northwestern St.		5 11			
												183	A	Northwestern St.		0 6			
												183	A	Northwestern St.		7 8			
												194	H	Texas Southern		6 10			
												194	H	Texas Southern		7 8			
												194	H	Texas Southern		4 3			
												208	A	Ark.-Pine Bluff		4 6			
												208	A	Ark.-Pine Bluff		3 8			
												208	A	Ark.-Pine Bluff		3 0			
												208	H	Ark.-Pine Bluff		6 5			
												208	H	Ark.-Pine Bluff		6 7			
												208	H	Ark.-Pine Bluff		5 15			
												234	H	Southern U.		7 6			
												234	H	Southern U.		7 10			
												234	H	Southern U.		3 8			
												264	H	New Orleans		9 5			
												264	H	New Orleans		17 5			
												264	H	New Orleans		5 4			
												280	A	Louisiana Tech		0 6			
												287	A	Prairie View		11 1			
LAST 10 GAMES						LAST 10 GAMES						LAST 10 GAMES							
	4	A	LSU		0 4		287	H	Prairie View		8 2		264	H	New Orleans		9 5		
	208	A	Ark.-Pine Bluff		3 8		287	H	Prairie View		10 0		264	H	New Orleans		17 5		
	208	A	Ark.-Pine Bluff		4 6		287	H	Prairie View		9 1		264	H	New Orleans		5 4		
	208	A	Ark.-Pine Bluff		3 0		174	A	La.-Monroe		2 3		280	A	Louisiana Tech		0 6		
	44	A	Central Ark.		0 30		194	H	Texas Southern		6 10		287	A	Prairie View		11 1		

Non-Div. I Games:

Grambling



RPI	S	Opponent	Score	
287	A	Prairie View	5	7
287	A	Prairie View	1	3
287	H	Prairie View	8	2
287	H	Prairie View	10	0
287	H	Prairie View	9	1

Grambling

G  
r  
a  
m  
b  
l  
i  
n  
g

G  
r  
a  
m  
b  
l  
i  
n  
g



Average RPI Win:		260	WON-LOST RECORD		WINNING PCT. RANK		LAST 10 GAMES		STRENGTH OF SCHEDULE		OPP. STRENGTH OF SCHEDULE		TEAM RPI		ADJ RPI		CONF. RPI		ADJ CONF. RPI	
DIV. I ONLY			22-17-0		.5641 103		6-4-0		296		264		269		.42458 269		32		32	
DIV. I NON-CONF.			6-12-0		.33333 228		2-2-0		146		227		251		.4394 249		28		29	
TOTALS		RPI 1-25		RPI 26-50		W-L RECORDS		RPI 51-100		RPI 101-150		RPI 150+								
22-17-0		1-3-0		1-1-0		OVERALL		0-2-0		0-1-0		22-10-0								
15-8-0		1-1-0		1-0-0		HOME		0-0-0		0-1-0		15-6-0								
4-9-0		0-2-0		0-1-0		AWAY		0-2-0		0-0-0		4-4-0								
3-0-0		0-0-0		0-0-0		NEUTRAL		0-0-0		0-0-0		3-0-0								
6-12-0		1-3-0		1-1-0		NON-CONFERENCE		0-2-0		0-1-0		6-5-0								
8-5-0		1-1-0		1-0-0		HOME		0-0-0		0-1-0		6-3-0								
0-7-0		0-2-0		0-0-		AWAY		0-2-0		0-0-0		0-2-0								
0-0-0		0-0-0		0-0-0		NEUTRAL		0-0-0		0-0-0		0-0-0								
16-5-0		0-0-0		0-0-0		CONFERENCE		0-0-0		0-0-0		16-5-0								
9-3-0		0-0-0		0-0-0		HOME		0-0-0		0-0-0		9-3-0								
4-2-0		0-0-0		0-0-0		AWAY		0-0-0		0-0-0		4-2-0								
3-0-0		0-0-0		0-0-0		NEUTRAL		0-0-0		0-0-0		3-0-0								
RPI	S	Opponent		Score		RPI	S	Opponent		Score		RPI	S	Opponent		Score				
16	A	South Ala.		4	15	49	A	Troy		3	10	55	A	Auburn		1	2			
16	H	South Ala.		1	5	49	H	Troy		4	3	55	A	Auburn		2	10			
20	A	Mercer		2	10									113 H Jacksonville St.		0	1			
20	H	Mercer		4	0									154 A Georgia St.		1	14			
														160 A Kennesaw St.		2	6			
														160 H Kennesaw St.		1	2			
														194 N Texas Southern		3	1			
														234 N Southern U.		6	4			
														259 H Jackson St.		1	12			
														259 H Jackson St.		14	4			
														259 H Jackson St.		9	8			
														273 H IPFW		3	4			
														273 H IPFW		2	0			
														273 H IPFW		8	11			
														281 H Florida A&M		14	1			
														281 H Florida A&M		11	2			
														286 A Alcorn		14	5			
														286 A Alcorn		4	7			
														286 A Alcorn		6	7			
														286 H Alcorn		2	3			
														286 H Alcorn		5	2			
														286 H Alcorn		7	9			
														287 N Prairie View		9	2			
														293 A Alabama A&M		16	6			
														293 A Alabama A&M		18	8			
														293 A Alabama A&M		8	3			
														293 H Alabama A&M		10	4			
														293 H Alabama A&M		9	6			
														293 H Alabama A&M		12	2			

**Non-Div. I Games:**

Alabama St.



RPI	S	Opponent	Score	
295	H	Mississippi Val.	11	1
295	H	Mississippi Val.	10	3
295	H	Mississippi Val.	8	1
296	H	Chicago St.	14	0
296	H	Chicago St.	11	2
296	H	Chicago St.	14	2

Alabama St.

A  
l  
a  
b  
a  
m  
a  
S  
t  
.

A  
l  
a  
b  
a  
m  
a  
S  
t  
.



U  
M  
B  
C

UMBC



Average RPI Win: 227		WON-LOST	WINNING	LAST 10	STRENGTH OF		OPP. STRENGTH	TEAM	ADJ	CONF.	ADJ CONF.			
Average RPI Loss: 188		RECORD	PCT. RANK	GAMES	SCHEDULE		OF SCHEDULE	RPI	RPI	RPI	RPI			
DIV. I ONLY		11-24-0	.31429	256	2-8-0		171	290	272	.42324	271			
DIV. I NON-CONF.		6-17-0	.26087	259	2-1-0		188	294	279	.41369	278			
TOTALS		RPI 1-25	RPI 26-50		W-L RECORDS		RPI 51-100		RPI 101-150		RPI 150+			
11-24-0	0-1-0	0-0-0		OVERALL		1-1-0		0-3-0		11-19-0				
8-12-0	0-0-0	0-0-0		HOME		1-0-0		0-3-0		8-9-0				
3-12-0	0-1-0	0-0-0		AWAY		0-1-0		0-0-0		3-10-0				
0-0-0	0-0-0	0-0-0		NEUTRAL		0-0-0		0-0-0		0-0-0				
6-17-0	0-1-0	0-0-0		NON-CONFERENCE		1-1-0		0-0-0		6-15-0				
4-8-0	0-0-0	0-0-0		HOME		1-0-0		0-0-0		3-8-0				
3-9-0	0-1-0	0-0-		AWAY		0-1-0		0-0-0		3-7-0				
0-0-0	0-0-0	0-0-0		NEUTRAL		0-0-0		0-0-0		0-0-0				
5-7-0	0-0-0	0-0-0		CONFERENCE		0-0-0		0-3-0		5-4-0				
5-4-0	0-0-0	0-0-0		HOME		0-0-0		0-3-0		5-1-0				
0-3-0	0-0-0	0-0-0		AWAY		0-0-0		0-0-0		0-3-0				
0-0-0	0-0-0	0-0-0		NEUTRAL		0-0-0		0-0-0		0-0-0				
RPI	S	Opponent	Score		RPI	S	Opponent	Score		RPI	S	Opponent	Score	
7	A	Virginia	0	11						82	A	Towson	5	9
										82	H	Towson	10	9
										134	H	Richmond	2	10
										134	H	Richmond	1	3
										134	H	Richmond	7	8
										152	A	Charlotte	1	2
										152	A	Charlotte	3	4
										152	A	Charlotte	4	10
										189	H	Cornell	5	3
										189	H	Cornell	4	3
										189	H	Cornell	5	7
										189	H	Cornell	1	0
										216	A	Georgetown	1	9
										216	H	Georgetown	4	10
										217	H	Quinnipiac	3	8
										217	H	Quinnipiac	3	4
										217	H	Quinnipiac	2	4
										221	A	Davidson	5	7
										221	A	Davidson	5	6
										222	A	Penn	4	6
										222	A	Penn	6	4
										222	H	Penn	2	9
										222	H	Penn	1	2
										225	A	USC Upstate	0	5
										225	A	USC Upstate	3	9
										225	A	USC Upstate	1	3
										233	H	Temple	4	3
										233	H	Temple	1	0
										233	H	Temple	1	3
										233	H	Temple	1	3
										233	H	Temple	1	3
										233	H	Temple	1	3
										233	H	Temple	1	3
										233	H	Temple	1	3
										233	H	Temple	1	3
										233	H	Temple	1	3
										233	H	Temple	1	3
										233	H	Temple	1	3
										233	H	Temple	1	3
										233	H	Temple	1	3
										233	H	Temple	1	3
										233	H	Temple	1	3
										233	H	Temple	1	3
										233	H	Temple	1	3
										233	H	Temple	1	3
										233	H	Temple	1	3
										233	H	Temple	1	3
										233	H	Temple	1	3
										233	H	Temple	1	3
										233	H	Temple	1	3
										233	H	Temple	1	3
										233	H	Temple	1	3
										233	H	Temple	1	3
										233	H	Temple	1	3
										233	H	Temple	1	3
										233	H	Temple	1	3
										233	H	Temple	1	3
										233	H	Temple	1	3
										233	H	Temple	1	3
										233	H	Temple	1	3
										233	H	Temple	1	3
										233	H	Temple	1	3
										233	H	Temple	1	3
										233	H	Temple	1	3
										233	H	Temple	1	3
										233	H	Temple	1	3
										233	H	Temple	1	3
										233	H	Temple	1	3
										233	H	Temple	1	3
										233	H	Temple	1	3
										233	H	Temple	1	3
									</					



RPI	S	Opponent	Score	
238	A	George Mason	11	9
270	H	UMBC	1	4
283	H	Massachusetts	1	0
283	H	Massachusetts	4	1
283	H	Massachusetts	7	1
297	A	UMES	13	7

George Washington

G  
e  
o  
r  
g  
e  
W  
a  
s  
h  
i  
n  
g  
t  
o  
n

G  
e  
o  
r  
g  
e  
W  
a  
s  
h  
i  
n  
g  
t  
o  
n



Average RPI Win: 231		WON-LOST	WINNING	LAST 10	STRENGTH OF		OPP. STRENGTH	TEAM	ADJ	CONF.	ADJ CONF.
Average RPI Loss: 130		RECORD	PCT. RANK	GAMES	SCHEDULE		OF SCHEDULE	RPI	RPI	RPI	RPI
DIV. I ONLY		12-22-0	.35294	232	1-8-0		233	203	273	.42322	272
DIV. I NON-CONF.		6-10-0	.375	209	1-2-0		90	263	227	.45931	227
TOTALS		RPI 1-25	RPI 26-50		W-L RECORDS		RPI 51-100		RPI 101-150		RPI 150+
12-22-0		0-1-0	0-6-0		OVERALL		0-0-0		1-8-0		11-8-0
9-10-0		0-0-0	0-3-0		HOME		0-0-0		1-6-0		8-1-0
2-10-0		0-1-0	0-3-0		AWAY		0-0-0		0-2-0		2-5-0
1-2-0		0-0-0	0-0-0		NEUTRAL		0-0-0		0-0-0		1-2-0
6-10-0		0-1-0	0-3-0		NON-CONFERENCE		0-0-0		1-5-0		5-2-0
6-4-0		0-0-0	0-0-0		HOME		0-0-0		1-3-0		5-1-0
0-7-0		0-1-0	0-0-		AWAY		0-0-0		0-2-0		0-1-0
0-0-0		0-0-0	0-0-0		NEUTRAL		0-0-0		0-0-0		0-0-0
6-12-0		0-0-0	0-3-0		CONFERENCE		0-0-0		0-3-0		6-6-0
3-6-0		0-0-0	0-3-0		HOME		0-0-0		0-3-0		3-0-0
2-4-0		0-0-0	0-0-0		AWAY		0-0-0		0-0-0		2-4-0
1-2-0		0-0-0	0-0-0		NEUTRAL		0-0-0		0-0-0		1-2-0
RPI S	Opponent	Score	RPI S	Opponent	Score	RPI S	Opponent	Score	RPI S	Opponent	Score
25 A	Kentucky	5 11	30 H	Austin Peay	3 10	101 A	Memphis	0 5	113 H	Jacksonville St.	11 14
			30 H	Austin Peay	3 4	113 H	Jacksonville St.	6 7	113 H	Jacksonville St.	7 10
			30 H	Austin Peay	4 6	139 H	Canisius	5 15	139 H	Canisius	4 11
			44 A	Central Ark.	1 13	139 H	Canisius	5 6	146 A	Southern Ill.	2 7
			44 A	Central Ark.	1 10	146 H	Southern Ill.	9 8	184 H	Northern Ill.	7 1
			44 A	Central Ark.	5 6	184 H	Northern Ill.	4 8	185 A	Eastern Ill.	3 6
						185 A	Eastern Ill.	6 16	185 A	Eastern Ill.	8 15
						213 H	Bowling Green	8 6	213 H	Bowling Green	9 7
						213 H	Bowling Green	2 1	228 A	Evansville	3 5
						228 H	Evansville	12 6	228 H	Evansville	12 6
						258 N	Morehead St.	9 10	258 N	Morehead St.	7 3
						258 N	Morehead St.	1 2	258 N	Morehead St.	1 2
						262 H	UT Martin	15 13	262 H	UT Martin	11 7
						262 H	UT Martin	5 4	262 H	UT Martin	5 4
						265 A	SIU Edwardsville	8 1	265 A	SIU Edwardsville	8 1
						265 A	SIU Edwardsville	12 13	265 A	SIU Edwardsville	12 13
						30 H	Austin Peay	4 6			
LAST 10 GAMES											
			101 A	Memphis	0 5	185 A	Eastern Ill.	6 16	262 H	UT Martin	15 13
			113 H	Jacksonville St.	7 10	185 A	Eastern Ill.	8 15	262 H	UT Martin	11 7
			113 H	Jacksonville St.	6 7	185 A	Eastern Ill.	3 6	262 H	UT Martin	5 4
			113 H	Jacksonville St.	11 14	146 A	Southern Ill.	2 7	265 A	SIU Edwardsville	8 1
			228 H	Evansville	12 6	30 H	Austin Peay	4 6	265 A	SIU Edwardsville	12 13

Non-Div. I Games: Mid-Continent 7 0 Mid-Continent 19 2

Murray St.



RPI	S	Opponent	Score	
265	A	SIU Edwardsville	1	0

Murray St.

M  
u  
r  
r  
a  
y  
S  
t  
.

M  
u  
r  
r  
a  
y  
S  
t  
.



Average RPI Win: 214		WON-LOST RECORD	WINNING PCT. RANK	LAST 10 GAMES	STRENGTH OF SCHEDULE	OPP. STRENGTH OF SCHEDULE	TEAM RPI	ADJ RPI		CONF. RPI	ADJ CONF. RPI								
Average RPI Loss: 238																			
DIV. I ONLY		11-16-0	.40741 210	4-5-0	291	275	274	.42307	273	26	26								
DIV. I NON-CONF.		8-11-0	.42105 191	1-0-0	296	280	266	.42689	266	26	26								
<hr/>																			
TOTALS		RPI 1-25		RPI 26-50		W-L RECORDS		RPI 51-100		RPI 101-150		RPI 150+							
11-16-0		0-0-0		0-0-0		OVERALL		1-0-0		0-0-0		10-16-0							
2-2-0		0-0-0		0-0-0		HOME		0-0-0		0-0-0		2-2-0							
6-12-0		0-0-0		0-0-0		AWAY		0-0-0		0-0-0		6-12-0							
3-2-0		0-0-0		0-0-0		NEUTRAL		1-0-0		0-0-0		2-2-0							
8-11-0		0-0-0		0-0-0		NON-CONFERENCE		1-0-0		0-0-0		7-11-0							
0-0-0		0-0-0		0-0-0		HOME		0-0-0		0-0-0		0-0-0							
5-9-0		0-0-0		0-0-		AWAY		0-0-0		0-0-0		5-9-0							
3-2-0		0-0-0		0-0-0		NEUTRAL		1-0-0		0-0-0		2-2-0							
3-5-0		0-0-0		0-0-0		CONFERENCE		0-0-0		0-0-0		3-5-0							
2-2-0		0-0-0		0-0-0		HOME		0-0-0		0-0-0		2-2-0							
1-3-0		0-0-0		0-0-0		AWAY		0-0-0		0-0-0		1-3-0							
0-0-0		0-0-0		0-0-0		NEUTRAL		0-0-0		0-0-0		0-0-0							
RPI	S	Opponent	Score	RPI	S	Opponent	Score	RPI	S	Opponent	Score								
								53	N	Indiana St.	2 0	157	N	Butler	0 1				
								157	N	Butler	4 3								
								157	N	Butler	2 1								
								164	H	South Dakota St.	1 0								
								164	H	South Dakota St.	11 14								
								206	H	North Dakota St.	4 6								
								206	H	North Dakota St.	4 3								
								224	A	Neb. Omaha	3 6								
								224	A	Neb. Omaha	0 2								
								241	A	Ball St.	3 4								
								241	A	Ball St.	2 9								
								241	A	Ball St.	2 3								
								246	A	Western Ill.	3 2								
								246	A	Western Ill.	1 2								
								258	N	Morehead St.	6 11								
								262	A	UT Martin	0 1								
								262	A	UT Martin	4 5								
								262	A	UT Martin	3 4								
								265	A	SIU Edwardsville	1 2								
								265	A	SIU Edwardsville	7 6								
								269	A	Alabama St.	4 3								
								269	A	Alabama St.	0 2								
								LAST 10 GAMES								269	A	Alabama St.	11 8
								206	H	North Dakota St.	4 3	246	A	Western Ill.	1 2	269	A	Alabama St.	18 10
								206	H	North Dakota St.	4 6	246	A	Western Ill.	3 2	274	A	Dayton	7 6
164	H	South Dakota St.	1 0	224	A	Neb. Omaha	3 6	293	A	Alabama A&M	6 7								
164	H	South Dakota St.	11 14	224	A	Neb. Omaha	0 2	293	A	Alabama A&M									
274	A	Dayton	18 10	269	A	Alabama St.	11 8												
<hr/>																			
Non-Div. I Games:		Bethel (IN)	10 0	Anderson (IN)	7 5	Taylor (IN)	7 5	Bethel (IN)		16 11	IPFW								



Average RPI Win: 196		WON-LOST	WINNING	LAST 10	STRENGTH OF	OPP. STRENGTH	TEAM	ADJ	CONF.	ADJ CONF.		
Average RPI Loss: 160		RECORD	PCT. RANK	GAMES	SCHEDULE	OF SCHEDULE	RPI	RPI	RPI	RPI		
DIV. I ONLY		7-23-1	.24194	279	0-9-0	178	248	271	.42122	274	21	21
DIV. I NON-CONF.		5-13-1	.28947	246	0-3-0	233	269	281	.41098	280	25	24
<hr/>												
TOTALS		RPI 1-25	RPI 26-50		W-L RECORDS		RPI 51-100		RPI 101-150		RPI 150+	
7-23-1		0-0-0	0-0-0		OVERALL		0-5-0		2-5-1		5-14-0	
2-13-0		0-0-0	0-0-0		HOME		0-2-0		0-3-0		2-8-0	
5-10-1		0-0-0	0-0-0		AWAY		0-3-0		2-2-1		3-6-0	
0-0-0		0-0-0	0-0-0		NEUTRAL		0-0-0		0-0-0		0-0-0	
5-13-1		0-0-0	0-0-0		NON-CONFERENCE		0-2-0		0-1-1		5-11-0	
2-7-0		0-0-0	0-0-0		HOME		0-2-0		0-0-0		2-5-0	
3-7-1		0-0-0	0-0-		AWAY		0-0-0		0-1-1		3-6-0	
0-0-0		0-0-0	0-0-0		NEUTRAL		0-0-0		0-0-0		0-0-0	
2-10-0		0-0-0	0-0-0		CONFERENCE		0-3-0		2-4-0		0-3-0	
0-6-0		0-0-0	0-0-0		HOME		0-0-0		0-3-0		0-3-0	
2-4-0		0-0-0	0-0-0		AWAY		0-3-0		2-1-0		0-0-0	
0-0-0		0-0-0	0-0-0		NEUTRAL		0-0-0		0-0-0		0-0-0	
RPI	S	Opponent	Score	RPI	S	Opponent	Score	RPI	S	Opponent	Score	
							66 A Xavier	3	12	122 H Saint Louis	2	7
							66 A Xavier	3	4	122 H Saint Louis	1	9
							66 A Xavier	4	12	122 H Saint Louis	4	14
							96 H Bryant	1	3	141 A Rhode Island	6	3
							96 H Bryant	2	3	141 A Rhode Island	0	4
										141 A Rhode Island	6	2
										149 A Gardner-Webb	3	8
										149 A Gardner-Webb	0	0
										157 H Butler	2	7
										157 H Butler	4	9
										157 H Butler	4	8
										172 H Buffalo	5	8
										172 H Buffalo	0	4
										195 A UNC Greensboro	9	8
										195 A UNC Greensboro	2	8
										195 A UNC Greensboro	3	2
										197 A Wofford	3	4
										197 A Wofford	5	4
										203 A Toledo	2	10
										203 H Toledo	1	6
										223 H Bradley	3	9
										225 A USC Upstate	3	4
										232 A Wright St.	5	7
										232 A Wright St.	1	5
										251 H Oakland	8	5
										251 H Oakland	6	0
										273 H IPFW	10	18
										273 H IPFW	10	18

Non-Div. I Games: Baldwin Wallace 6 8

Dayton



San Jose St.



Average RPI Win:	253	WON-LOST RECORD	WINNING PCT. RANK	LAST 10 GAMES	STRENGTH OF SCHEDULE	OPP. STRENGTH OF SCHEDULE	TEAM RPI	ADJ RPI	CONF. RPI	ADJ CONF. RPI		
DIV. I ONLY		17-19-0	.47222	170	2-8-0	297	279	276	.4195	276	29	29
DIV. I NON-CONF.		12-12-0	.5	133	0-3-0	292	287	242	.44847	241	31	30
<hr/>												
TOTALS	RPI 1-25	RPI 26-50		W-L RECORDS		RPI 51-100		RPI 101-150		RPI 150+		
17-19-0	0-0-0	1-2-0		OVERALL		0-1-0		0-0-0		16-17-0		
3-8-0	0-0-0	0-0-0		HOME		0-0-0		0-0-0		3-9-0		
13-10-0	0-0-0	1-2-0		AWAY		0-1-0		0-0-0		12-7-0		
1-1-0	0-0-0	0-0-0		NEUTRAL		0-0-0		0-0-0		1-1-0		
<hr/>												
12-12-0	0-0-0	1-2-0		NON-CONFERENCE		0-1-0		0-0-0		11-10-0		
0-4-0	0-0-0	0-0-0		HOME		0-0-0		0-0-0		0-4-0		
11-8-0	0-0-0	1-0-		AWAY		0-1-0		0-0-0		10-5-0		
1-1-0	0-0-0	0-0-0		NEUTRAL		0-0-0		0-0-0		1-1-0		
<hr/>												
5-7-0	0-0-0	0-0-0		CONFERENCE		0-0-0		0-0-0		5-7-0		
3-5-0	0-0-0	0-0-0		HOME		0-0-0		0-0-0		3-5-0		
2-2-0	0-0-0	0-0-0		AWAY		0-0-0		0-0-0		2-2-0		
0-0-0	0-0-0	0-0-0		NEUTRAL		0-0-0		0-0-0		0-0-0		
<hr/>												
RPI	S	Opponent	Score	RPI	S	Opponent	Score	RPI	S	Opponent	Score	
				32	A	UNC Wilmington	0 15					
				32	A	UNC Wilmington	4 1					
				32	A	UNC Wilmington	1 6					

Non-Div. I Games: Drew 15 7

Lehigh



RPI	S	Opponent	Score	
291	A	Mt. St. Mary's	8	9
291	A	Mt. St. Mary's	10	9
294	N	Iona	1	4
294	N	Iona	4	3
297	A	UMES	8	4
297	A	UMES	13	2

Lehigh



Average RPI Win:	261	WON-LOST RECORD	WINNING PCT. RANK	LAST 10 GAMES	STRENGTH OF SCHEDULE	OPP. STRENGTH OF SCHEDULE	TEAM RPI	ADJ RPI	CONF. RPI	ADJ CONF. RPI	
Average RPI Loss:	174										
DIV. I ONLY	10-21-0	.32258	251	6-4-0	256	277	277	.41935	277	27	27
DIV. I NON-CONF.	4-15-0	.21053	273	1-1-0	204	265	280	.41339	279	27	27
<hr/>											
TOTALS	RPI 1-25	RPI 26-50		W-L RECORDS	RPI 51-100		RPI 101-150		RPI 150+		
10-21-0	0-0-0	0-0-0		OVERALL	0-4-0		0-5-0		10-13-0		
3-4-0	0-0-0	0-0-0		HOME	0-0-0		0-0-0		3-4-0		
6-11-0	0-0-0	0-0-0		AWAY	0-4-0		0-3-0		6-5-0		
1-6-0	0-0-0	0-0-0		NEUTRAL	0-0-0		0-2-0		1-4-0		
<hr/>											
4-15-0	0-0-0	0-0-0		NON-CONFERENCE	0-4-0		0-5-0		4-7-0		
1-2-0	0-0-0	0-0-0		HOME	0-0-0		0-0-0		1-2-0		
2-8-0	0-0-0	0-0-		AWAY	0-4-0		0-3-0		2-1-0		
1-6-0	0-0-0	0-0-0		NEUTRAL	0-0-0		0-2-0		1-4-0		
<hr/>											
6-6-0	0-0-0	0-0-0		CONFERENCE	0-0-0		0-0-0		6-6-0		
2-2-0	0-0-0	0-0-0		HOME	0-0-0		0-0-0		2-2-0		
4-4-0	0-0-0	0-0-0		AWAY	0-0-0		0-0-0		4-4-0		
0-0-0	0-0-0	0-0-0		NEUTRAL	0-0-0		0-0-0		0-0-0		
<hr/>											
RPI S	Opponent	Score	RPI S	Opponent	Score	RPI S	Opponent	Score	RPI S	Opponent	Score
						88 A	CSU Bakersfield	3 5	114 N	Dartmouth	4 11
						88 A	CSU Bakersfield	3 7	117 N	Illinois St.	3 6
						88 A	CSU Bakersfield	3 10	132 A	High Point	5 6
						92 A	Rider	4 9	132 A	High Point	1 19
									132 A	High Point	3 14
									158 H	St. John's (NY)	6 9
									180 N	Miami (OH)	1 8
									188 N	Northwestern	3 12
									191 N	Bucknell	4 13
									211 A	Sacred Heart	1 2
									211 A	Sacred Heart	7 9
									211 A	Sacred Heart	9 8
									211 A	Sacred Heart	0 5
									214 H	Central Conn. St.	6 2
									214 H	Central Conn. St.	2 3
									214 H	Central Conn. St.	5 6
									214 H	Central Conn. St.	9 1
									244 A	Saint Peter's	8 18
									250 N	Navy	0 12
									257 A	Villanova	5 3
			276 A	Lehigh	5 3						
			LAST 10 GAMES			276 H	Lehigh	1 4			
						276 H	Lehigh	10 9			
						285 N	Yale	4 3			
						292 A	Fairleigh Dickinson	4 2			
						292 A	Fairleigh Dickinson	9 3			
						292 A	Fairleigh Dickinson	3 4			
			LAST 10 GAMES			292 A	Fairleigh Dickinson	3 4			
						292 A	Fairleigh Dickinson	4 2			
						292 A	Fairleigh Dickinson	4 2			
						292 A	Fairleigh Dickinson	4 2			
						292 A	Fairleigh Dickinson	4 2			
						292 A	Fairleigh Dickinson	4 2			



RPI	S	Opponent	Score
292	A	Fairleigh Dickinson	11 9

LIU Brooklyn







[illegible]

Non-Div. I Games:	Indianapolis	5	4
-------------------	--------------	---	---

Northern Ky.



RPI	S	Opponent	Score	
258	H	Morehead St.	8	2

Northern Ky.

N  
o  
r  
t  
h  
e  
r  
n  
K  
y  
.

N  
o  
r  
t  
h  
e  
r  
n  
K  
y  
.



L  
o  
u  
i  
s  
i  
a  
n  
a  
T  
e  
c  
h

Louisiana Tech



RPI	S	Opponent	Score	
275	A	San Jose St.	6	2
275	A	San Jose St.	8	12
286	H	Alcorn	9	1

Louisiana Tech

L  
o  
u  
i  
s  
i  
a  
n  
a  
T  
e  
c  
h

L  
o  
u  
i  
s  
i  
a  
n  
a  
T  
e  
c  
h



Average RPI Win:		217	WON-LOST RECORD		WINNING PCT. RANK	LAST 10 GAMES		STRENGTH OF SCHEDULE		OPP. STRENGTH OF SCHEDULE		TEAM RPI	ADJ RPI		CONF. RPI	ADJ CONF. RPI		
DIV. I ONLY			3-35-0		.07895	298	1-9-0		55		222		281	.41457		281	28	28
DIV. I NON-CONF.			0-20-0		0	296	0-4-0		10		151		263	.42777		263	29	28
TOTALS		RPI 1-25		RPI 26-50			W-L RECORDS			RPI 51-100			RPI 101-150			RPI 150+		
3-35-0		0-2-0		0-6-0			OVERALL			0-10-0			0-7-0			3-12-0		
2-12-0		0-0-0		0-2-0			HOME			0-4-0			0-2-0			2-4-0		
1-23-0		0-2-0		0-4-0			AWAY			0-6-0			0-5-0			1-8-0		
0-0-0		0-0-0		0-0-0			NEUTRAL			0-0-0			0-0-0			0-0-0		
0-20-0		0-2-0		0-6-0			NON-CONFERENCE			0-4-0			0-7-0			0-3-0		
0-5-0		0-0-0		0-2-0			HOME			0-1-0			0-2-0			0-0-0		
0-17-0		0-2-0		0-0-			AWAY			0-3-0			0-5-0			0-3-0		
0-0-0		0-0-0		0-0-0			NEUTRAL			0-0-0			0-0-0			0-0-0		
3-15-0		0-0-0		0-0-0			CONFERENCE			0-6-0			0-0-0			3-9-0		
2-7-0		0-0-0		0-0-0			HOME			0-3-0			0-0-0			2-4-0		
1-8-0		0-0-0		0-0-0			AWAY			0-3-0			0-0-0			1-5-0		
0-0-0		0-0-0		0-0-0			NEUTRAL			0-0-0			0-0-0			0-0-0		
RPI	S	Opponent		Score		RPI	S	Opponent		Score		RPI	S	Opponent		Score		
20	A	Mercer		1	11	48	H	Fla. Atlantic		3	8	75	A	North Florida		0	2	
20	A	Mercer		3	18	48	H	Fla. Atlantic		3	15	75	H	North Florida		2	5	
						49	A	Troy		2	12	99	A	Bethune-Cookman		0	7	
						49	A	Troy		1	11	99	A	Bethune-Cookman		2	3	
						49	A	Troy		2	8	99	A	Bethune-Cookman		6	8	
						49	A	Troy		5	22	99	H	Bethune-Cookman		0	4	
												99	H	Bethune-Cookman		3	16	
												99	H	Bethune-Cookman		1	4	
												100	A	FIU		4	8	
												100	A	FIU		4	7	
														204 A Savannah St.		5	4	
														204 A Savannah St.		0	5	
														204 A Savannah St.		0	9	
														204 H Savannah St.		2	7	
														204 H Savannah St.		6	5	
														204 H Savannah St.		3	4	
														212 A N.C. Central		4	5	
														212 A N.C. Central		2	3	
														212 A N.C. Central		4	5	
														242 H N.C. A&T		3	12	
														242 H N.C. A&T		3	2	
														242 H N.C. A&T		7	12	
														269 A Alabama St.		2	11	
														269 A Alabama St.		1	14	
LAST 10 GAMES														75 A North Florida		0	2	
						269	A	Alabama St.		2	11	99	H	Bethune-Cookman		0	4	
						269	A	Alabama St.		1	14	99	H	Bethune-Cookman		1	4	
						204	A	Savannah St.		0	9	99	H	Bethune-Cookman		3	16	
						204	A	Savannah St.		5	4	100	A	FIU		4	8	
						204	A	Savannah St.		0	5							

Non-Div. I Games:

Florida A&amp;M



S  
a  
n  
t  
a  
C  
l  
a  
r  
a

Santa Clara



Average RPI Win:	235	WON-LOST RECORD	WINNING PCT. RANK	LAST 10 GAMES	STRENGTH OF SCHEDULE	OPP. STRENGTH OF SCHEDULE	TEAM RPI	ADJ RPI	CONF. RPI	ADJ CONF. RPI	
Average RPI Loss:	153										
DIV. I ONLY	7-18-0	.28	267	6-4-0	249	213	283	.40867	283	21	21
DIV. I NON-CONF.	4-12-0	.25	260	3-1-0	202	181	275	.41869	275	25	24
<hr/>											
TOTALS	RPI 1-25	RPI 26-50		W-L RECORDS	RPI 51-100		RPI 101-150		RPI 150+		
7-18-0	0-0-0	0-3-0		OVERALL	0-4-0		1-3-0		8-8-0		
5-2-0	0-0-0	0-0-0		HOME	0-0-0		0-0-0		7-2-0		
1-12-0	0-0-0	0-2-0		AWAY	0-3-0		1-3-0		0-4-0		
1-4-0	0-0-0	0-1-0		NEUTRAL	0-1-0		0-0-0		1-2-0		
<hr/>											
4-12-0	0-0-0	0-3-0		NON-CONFERENCE	0-4-0		0-1-0		6-4-0		
5-1-0	0-0-0	0-0-0		HOME	0-0-0		0-0-0		5-1-0		
0-7-0	0-0-0	0-0-		AWAY	0-3-0		0-1-0		0-1-0		
1-4-0	0-0-0	0-1-0		NEUTRAL	0-1-0		0-0-0		1-2-0		
<hr/>											
3-6-0	0-0-0	0-0-0		CONFERENCE	0-0-0		1-2-0		2-4-0		
2-1-0	0-0-0	0-0-0		HOME	0-0-0		0-0-0		2-1-0		
1-5-0	0-0-0	0-0-0		AWAY	0-0-0		1-2-0		0-3-0		
0-0-0	0-0-0	0-0-0		NEUTRAL	0-0-0		0-0-0		0-0-0		
<hr/>											
RPI S	Opponent	Score	RPI S	Opponent	Score	RPI S	Opponent	Score	RPI S	Opponent	Score
			27 N	Notre Dame	4 9	69 N	Tennessee	4 6	125 A	Northeastern	1 3
			36 A	Seton Hall	5 11	86 A	Lamar	2 10	141 A	Rhode Island	1 3
			36 A	Seton Hall	0 9	86 A	Lamar	0 8	141 A	Rhode Island	2 0
						86 A	Lamar	2 4	141 A	Rhode Island	2 9
									161 H	Boston College	11 6
									175 N	Manhattan	1 2
									175 N	Manhattan	1 7
									214 H	Central Conn. St.	9 5
									215 A	Siena	4 8
									237 H	Hartford	4 3
									261 H	St. Bonaventure	9 3
									261 H	St. Bonaventure	3 4
									261 H	St. Bonaventure	6 5
									271 A	George Washington	1 4
									271 A	George Washington	0 1
									271 A	George Washington	1 7
									278 H	NJIT	6 7
									278 H	NJIT	10 4
									278 H	NJIT	1 0
									288 N	Ohio	7 6
<hr/>											
			LAST 10 GAMES								
			237 H	Hartford	4 3	161 H	Boston College	11 6			
			214 H	Central Conn. St.	9 5	141 A	Rhode Island	1 3			
			261 H	St. Bonaventure	6 5	141 A	Rhode Island	2 0			
			261 H	St. Bonaventure	3 4	141 A	Rhode Island	2 9			
			261 H	St. Bonaventure	9 3	125 A	Northeastern	1 3			

Non-Div. I Games:

Massachusetts



F  
o  
r  
d  
h  
a  
m

Fordham



RPI	S	Opponent	Score	
254	H	Stony Brook	0	2
254	H	Stony Brook	3	0
254	H	Stony Brook	2	3
276	H	Lehigh	0	6
276	H	Lehigh	8	4
278	H	NJIT	8	3
294	H	Iona	4	3
294	H	Iona	4	7
298	H	NYIT	8	5

Fordham



Average RPI Win: 199		WON-LOST RECORD		WINNING PCT. RANK		LAST 10 GAMES		STRENGTH OF SCHEDULE		OPP. STRENGTH OF SCHEDULE		TEAM RPI		ADJ RPI		CONF. RPI		ADJ CONF. RPI	
DIV. I ONLY		8-21-0		.27586 268		4-6-0		244		282		286		.4031 285		24		24	
DIV. I NON-CONF.		3-14-0		.17647 276		1-1-0		214		285		292		.3802 292		24		25	
TOTALS		RPI 1-25		RPI 26-50		W-L RECORDS		RPI 51-100		RPI 101-150		RPI 150+							
8-21-0		0-2-0		0-0-0		OVERALL		1-0-0		0-0-0		7-19-0							
3-7-0		0-0-0		0-0-0		HOME		1-0-0		0-0-0		2-7-0							
4-7-0		0-2-0		0-0-0		AWAY		0-0-0		0-0-0		4-5-0							
1-7-0		0-0-0		0-0-0		NEUTRAL		0-0-0		0-0-0		1-7-0							
3-14-0		0-2-0		0-0-0		NON-CONFERENCE		1-0-0		0-0-0		2-12-0							
2-4-0		0-0-0		0-0-0		HOME		1-0-0		0-0-0		1-4-0							
0-3-0		0-2-0		0-0-		AWAY		0-0-0		0-0-0		0-1-0							
1-7-0		0-0-0		0-0-0		NEUTRAL		0-0-0		0-0-0		1-7-0							
5-7-0		0-0-0		0-0-0		CONFERENCE		0-0-0		0-0-0		5-7-0							
1-3-0		0-0-0		0-0-0		HOME		0-0-0		0-0-0		1-3-0							
4-4-0		0-0-0		0-0-0		AWAY		0-0-0		0-0-0		4-4-0							
0-0-0		0-0-0		0-0-0		NEUTRAL		0-0-0		0-0-0		0-0-0							
RPI S	Opponent	Score		RPI S	Opponent	Score		RPI S	Opponent	Score		RPI S	Opponent	Score					
7 A	Virginia	0	10					76 H	Connecticut	15	5	155 H	Columbia	2	5				
7 A	Virginia	3	14									155 H	Columbia	1	2				
												189 A	Cornell	5	8				
												189 A	Cornell	4	2				
												190 A	Princeton	0	4				
												190 A	Princeton	9	1				
												191 N	Bucknell	5	2				
												206 N	North Dakota St.	2	17				
												210 H	Holy Cross	6	7				
												210 H	Holy Cross	4	5				
												210 H	Holy Cross	4	7				
												210 H	Holy Cross	0	2				
												211 H	Sacred Heart	5	3				
												222 H	Penn	1	0				
												222 H	Penn	1	5				
												239 N	Valparaiso	2	9				
												249 N	Army	1	4				
												249 N	Army	4	14				
												249 N	Army	4	8				
												250 N	Navy	5	6				
												256 A	Harvard	2	6				
												256 A	Harvard	7	3				
												256 A	Harvard	1	2				
												256 A	Harvard	5	2				
												260 A	Fairfield	2	3				
												277 N	LIU Brooklyn	3	4				
LAST 10 GAMES																			
256 A	Harvard	2	6	222 H	Penn	1	5	256 A	Harvard	1	2	256 A	Harvard	1	2				
256 A	Harvard	5	2	222 H	Penn	1	0	256 A	Harvard	5	2	256 A	Harvard	5	2				
256 A	Harvard	1	2	155 H	Columbia	1	2	260 A	Fairfield	2	3	260 A	Fairfield	2	3				
256 A	Harvard	7	3	155 H	Columbia	2	5	277 N	LIU Brooklyn	3	4	277 N	LIU Brooklyn	3	4				
260 A	Fairfield	2	3	76 H	Connecticut	15	5	76 H	Connecticut	15	5	76 H	Connecticut	15	5				

Non-Div. I Games:

Yale



Average RPI Win: 277		WON-LOST RECORD		WINNING PCT. RANK		LAST 10 GAMES		STRENGTH OF SCHEDULE		OPP. STRENGTH OF SCHEDULE		TEAM RPI		ADJ RPI		CONF. RPI		ADJ CONF. RPI	
DIV. I ONLY		8-31-0		.20513 285		2-7-0		226		230		287		.39963 286		32		32	
DIV. I NON-CONF.		0-24-0		0 296		0-6-0		167		59		293		.37687 293		28		29	
TOTALS		RPI 1-25		RPI 26-50		W-L RECORDS		RPI 51-100		RPI 101-150		RPI 150+							
8-31-0		0-2-0		0-2-0		OVERALL		0-6-0		0-6-0		8-15-0							
5-7-0		0-0-0		0-0-0		HOME		0-0-0		0-0-0		5-7-0							
3-20-0		0-2-0		0-2-0		AWAY		0-3-0		0-6-0		3-7-0							
0-4-0		0-0-0		0-0-0		NEUTRAL		0-3-0		0-0-0		0-1-0							
0-24-0		0-2-0		0-2-0		NON-CONFERENCE		0-6-0		0-6-0		0-8-0							
0-2-0		0-0-0		0-0-0		HOME		0-0-0		0-0-0		0-2-0							
0-18-0		0-2-0		0-0-		AWAY		0-3-0		0-6-0		0-5-0							
0-4-0		0-0-0		0-0-0		NEUTRAL		0-3-0		0-0-0		0-1-0							
8-7-0		0-0-0		0-0-0		CONFERENCE		0-0-0		0-0-0		8-7-0							
5-5-0		0-0-0		0-0-0		HOME		0-0-0		0-0-0		5-5-0							
3-2-0		0-0-0		0-0-0		AWAY		0-0-0		0-0-0		3-2-0							
0-0-0		0-0-0		0-0-0		NEUTRAL		0-0-0		0-0-0		0-0-0							
RPI S	Opponent	Score		RPI S	Opponent	Score		RPI S	Opponent	Score		RPI S	Opponent	Score					
4 A	LSU	3	7	39 A	Alabama	3	7	61 N	Wake Forest	0	3	108 A	Southern Miss.	2	7				
8 A	Mississippi St.	6	7	39 A	Alabama	2	3	61 N	Wake Forest	2	17	118 A	Oklahoma St.	3	11				
								69 A	Tennessee	4	12	118 A	Oklahoma St.	1	8				
								69 A	Tennessee	0	16	137 A	South Fla.	0	12				
								69 A	Tennessee	6	13	137 A	South Fla.	2	3				
								78 N	Missouri St.	1	8	137 A	South Fla.	7	15				
												164 H	South Dakota St.	4	18				
												164 H	South Dakota St.	2	10				
												174 A	La.-Monroe	0	12				
												174 A	La.-Monroe	3	7				
												185 N	Eastern Ill.	0	2				
												208 H	Ark.-Pine Bluff	3	10				
												259 H	Jackson St.	3	12				
												259 H	Jackson St.	9	15				
												259 H	Jackson St.	6	4				
												264 A	New Orleans	5	7				
												264 A	New Orleans	5	6				
												269 A	Alabama St.	2	5				
												269 A	Alabama St.	9	7				
												269 A	Alabama St.	3	2				
												269 H	Alabama St.	7	4				
												269 H	Alabama St.	7	6				
												269 H	Alabama St.	5	14				
												280 A	Louisiana Tech	1	9				
												293 A	Alabama A&M	11	5				
												293 A	Alabama A&M	6	10				
												295 H	Mississippi Val.	10	11				
				LAST 10 GAMES															
				137 A	South Fla.	0	12	269 A	Alabama St.	9	7								
				137 A	South Fla.	2	3	269 A	Alabama St.	2	5								
				137 A	South Fla.	7	15	269 A	Alabama St.	3	2								
				39 A	Alabama	3	7	4 A	LSU	3	7								
				39 A	Alabama	2	3	293 A	Alabama A&M	11	5								

Non-Div. I Games:

Alcorn



RPI	S	Opponent	Score	
295	H	Mississippi Val.	10	0
295	H	Mississippi Val.	2	1

Alcorn

A  
l  
c  
o  
r  
n

A  
l  
c  
o  
r  
n



Average RPI Win: 249		WON-LOST RECORD		WINNING PCT. RANK		LAST 10 GAMES		STRENGTH OF SCHEDULE		OPP. STRENGTH OF SCHEDULE		TEAM RPI		ADJ RPI		CONF. RPI		ADJ CONF. RPI	
DIV. I ONLY		9-13-0		.40909 209		0-4-0		292		278		284		.39512 287		32		32	
DIV. I NON-CONF.		0-3-0		0 296		0-1-0		32		54		276		.40614 283		28		29	
TOTALS		RPI 1-25		RPI 26-50		W-L RECORDS		RPI 51-100		RPI 101-150		RPI 150+							
9-13-0		0-0-0		0-2-0		OVERALL		0-1-0		0-0-0		9-11-0							
3-3-0		0-0-0		0-0-0		HOME		0-0-0		0-0-0		3-3-0							
3-6-0		0-0-0		0-2-0		AWAY		0-1-0		0-0-0		3-3-0							
3-4-0		0-0-0		0-0-0		NEUTRAL		0-0-0		0-0-0		3-4-0							
0-3-0		0-0-0		0-2-0		NON-CONFERENCE		0-1-0		0-0-0		0-1-0							
0-0-0		0-0-0		0-0-0		HOME		0-0-0		0-0-0		0-0-0							
0-4-0		0-0-0		0-0-		AWAY		0-1-0		0-0-0		0-1-0							
0-0-0		0-0-0		0-0-0		NEUTRAL		0-0-0		0-0-0		0-0-0							
9-10-0		0-0-0		0-0-0		CONFERENCE		0-0-0		0-0-0		9-10-0							
3-3-0		0-0-0		0-0-0		HOME		0-0-0		0-0-0		3-3-0							
3-3-0		0-0-0		0-0-0		AWAY		0-0-0		0-0-0		3-3-0							
3-4-0		0-0-0		0-0-0		NEUTRAL		0-0-0		0-0-0		3-4-0							
RPI	S	Opponent		Score		RPI	S	Opponent		Score		RPI	S	Opponent		Score			
34	A	Texas A&M		2	8	86	A	Lamar		1	7	194	A	Texas Southern		6	2		
47	A	Sam Houston St.		8	12							194	A	Texas Southern		8	6		
												194	A	Texas Southern		11	2		
												194	N	Texas Southern		0	9		
												205	A	Houston Baptist		3	4		
												234	H	Southern U.		3	2		
												234	H	Southern U.		2	8		
												234	H	Southern U.		1	3		
												234	N	Southern U.		4	5		
												268	A	Grambling		0	10		
												268	A	Grambling		2	8		
												268	A	Grambling		1	9		
												268	H	Grambling		3	1		
												268	H	Grambling		7	5		
												268	H	Grambling		1	11		
												269	N	Alabama St.		2	9		
												295	N	Mississippi Val.		5	3		
												295	N	Mississippi Val.		6	7		
												295	N	Mississippi Val.		16	3		
												295	N	Mississippi Val.		14	11		
LAST 10 GAMES																			
47	A	Sam Houston St.		8	12	234	H	Southern U.		1	3								
268	A	Grambling		2	8	234	H	Southern U.		3	2								
268	A	Grambling		1	9	194	A	Texas Southern		8	6								
268	A	Grambling		0	10	194	A	Texas Southern		6	2								
234	H	Southern U.		2	8	194	A	Texas Southern		11	2								
Non-Div. I Games:		Jarvis Christian		5	2	Huston-Tillotson		9	0	Texas Col.		11	7	Texas Col.		4	1		
		Texas Col.		2	1	Huston-Tillotson		5	10	Huston-Tillotson		4	3	Huston-Tillotson		14	11		



Non-Div. I Games:

Texas Col.

4

6

Jarvis Christian

5

3

Prairie View

P  
r  
a  
i  
r  
i  
e  
V  
i  
e  
w

P  
r  
a  
i  
r  
i  
e  
V  
i  
e  
w



Average RPI Win: 187		WON-LOST RECORD		WINNING PCT. RANK		LAST 10 GAMES		STRENGTH OF SCHEDULE		OPP. STRENGTH OF SCHEDULE		TEAM RPI		ADJ RPI		CONF. RPI		ADJ CONF. RPI	
DIV. I ONLY		8-26-0		.23529 280		3-7-0		267		206		288		.38661 288		20		20	
DIV. I NON-CONF.		4-18-0		.18182 275		1-1-0		234		238		290		.38616 290		18		18	
TOTALS		RPI 1-25		RPI 26-50		W-L RECORDS		RPI 51-100		RPI 101-150		RPI 150+							
8-26-0		0-2-0		0-0-0		OVERALL		1-4-0		1-7-0		6-13-0							
4-12-0		0-0-0		0-0-0		HOME		0-1-0		0-4-0		4-7-0							
3-8-0		0-1-0		0-0-0		AWAY		1-2-0		1-2-0		1-3-0							
1-6-0		0-1-0		0-0-0		NEUTRAL		0-1-0		0-1-0		1-3-0							
4-18-0		0-2-0		0-0-0		NON-CONFERENCE		0-2-0		1-7-0		3-7-0							
2-8-0		0-0-0		0-0-0		HOME		0-1-0		0-4-0		2-3-0							
1-4-0		0-1-0		0-0-		AWAY		0-0-0		1-2-0		0-1-0							
1-6-0		0-1-0		0-0-0		NEUTRAL		0-1-0		0-1-0		1-3-0							
4-8-0		0-0-0		0-0-0		CONFERENCE		1-2-0		0-0-0		3-6-0							
2-4-0		0-0-0		0-0-0		HOME		0-0-0		0-0-0		2-4-0							
2-4-0		0-0-0		0-0-0		AWAY		1-2-0		0-0-0		1-2-0							
0-0-0		0-0-0		0-0-0		NEUTRAL		0-0-0		0-0-0		0-0-0							
RPI	S	Opponent		Score		RPI	S	Opponent		Score		RPI	S	Opponent		Score			
13	N	Virginia Tech		2	8			66	H	Xavier		10	15	120	A	Belmont		1	5
25	A	Kentucky		3	6			67	N	Illinois		6	11	132	A	High Point		1	4
								90	A	Kent St.		6	3	132	A	High Point		10	7
								90	A	Kent St.		3	10	139	H	Canisius		8	16
								90	A	Kent St.		5	6	139	H	Canisius		2	6
													139	H	Canisius		0	12	
													139	H	Canisius		7	10	
													141	N	Rhode Island		0	3	
													161	N	Boston College		8	1	
													179	N	New Mexico St.		0	7	
													199	A	Eastern Mich.		6	13	
													199	A	Eastern Mich.		4	5	
													199	A	Eastern Mich.		5	3	
													203	H	Toledo		5	8	
													203	H	Toledo		2	5	
													203	H	Toledo		9	3	
													229	H	Akron		2	4	
													229	H	Akron		8	11	
													229	H	Akron		4	2	
													230	H	Eastern Ky.		10	3	
													239	N	Valparaiso		0	1	
													251	H	Oakland		2	6	
													251	H	Oakland		12	3	
													251	H	Oakland		4	6	
													252	H	Youngstown St.		15	20	
													253	A	Cincinnati		1	4	
													283	N	Massachusetts		6	7	
LAST 10 GAMES																			
229	H	Akron		4	2	90	A	Kent St.		6	3	251	H	Oakland		12	3		
229	H	Akron		8	11	90	A	Kent St.		5	6	251	H	Oakland		4	6		
229	H	Akron		2	4	66	H	Xavier		10	15	252	H	Youngstown St.		15	20		
230	H	Eastern Ky.		10	3	199	A	Eastern Mich.		6	13	253	A	Cincinnati		1	4		
90	A	Kent St.		3	10	199	A	Eastern Mich.		4	5	283	N	Massachusetts		6	7		

Non-Div. I Games:

Ohio



Average RPI Win:	264	WON-LOST RECORD	WINNING PCT. RANK	LAST 10 GAMES	STRENGTH OF SCHEDULE	OPP. STRENGTH OF SCHEDULE	TEAM RPI	ADJ RPI	CONF. RPI	ADJ CONF. RPI		
DIV. I ONLY		10-22-0	.3125	257	5-5-0	268	298	289	.38535	289	28	28
DIV. I NON-CONF.		4-11-0	.26667	257	2-1-0	259	298	291	.38112	291	29	28
<hr/>												
TOTALS	RPI 1-25	RPI 26-50			W-L RECORDS		RPI 51-100		RPI 101-150		RPI 150+	
10-22-0	0-0-0	0-0-0			OVERALL		1-4-0		0-1-0		10-18-0	
7-8-0	0-0-0	0-0-0			HOME		0-0-0		0-0-0		7-8-0	
3-10-0	0-0-0	0-0-0			AWAY		1-4-0		0-1-0		3-6-0	
0-4-0	0-0-0	0-0-0			NEUTRAL		0-0-0		0-0-0		0-4-0	
<hr/>												
4-11-0	0-0-0	0-0-0			NON-CONFERENCE		1-4-0		0-1-0		4-7-0	
3-3-0	0-0-0	0-0-0			HOME		0-0-0		0-0-0		3-3-0	
2-5-0	0-0-0	0-0-			AWAY		1-4-0		0-1-0		1-0-0	
0-4-0	0-0-0	0-0-0			NEUTRAL		0-0-0		0-0-0		0-4-0	
<hr/>												
6-11-0	0-0-0	0-0-0			CONFERENCE		0-0-0		0-0-0		6-11-0	
4-5-0	0-0-0	0-0-0			HOME		0-0-0		0-0-0		4-5-0	
2-6-0	0-0-0	0-0-0			AWAY		0-0-0		0-0-0		2-6-0	
0-0-0	0-0-0	0-0-0			NEUTRAL		0-0-0		0-0-0		0-0-0	
<hr/>												
RPI	S	Opponent	Score	RPI	S	Opponent	Score	RPI	S	Opponent	Score	
						58 A Pittsburgh	6 3	134 A Richmond		0	13	
						58 A Pittsburgh	4 10	159 A Delaware St.		0	12	
						73 A Arizona	1 14	159 A Delaware St.		2	10	
						73 A Arizona	0 16	159 A Delaware St.		0	6	
						73 A Arizona	9 13	159 H Delaware St.		4	8	
								159 H Delaware St.		1	3	
								159 H Delaware St.		0	7	
								212 A N.C. Central		1	11	
								212 A N.C. Central		1	2	
								244 N Saint Peter's		2	9	
								250 A Navy		10	8	
								250 H Navy		7	6	
								263 H Norfolk St.		4	5	
								263 H Norfolk St.		9	6	
								263 H Norfolk St.		4	7	
								276 H Lehigh		4	9	
								276 H Lehigh		1	7	
								276 H Lehigh		0	1	
								278 N NJIT		1	10	
								278 N NJIT		3	4	
								278 N NJIT		2	13	
						LAST 10 GAMES		297 A UMES		7	0	
						58 A Pittsburgh	4 10	297 H Navy		7	6	
						58 A Pittsburgh	6 3	297 H UMES		5	3	
						159 A Delaware St.	0 6	297 H UMES		7	3	
						159 A Delaware St.	0 12	297 H UMES		3	1	
						159 A Delaware St.	2 10	263 H Norfolk St.		4 5	297 H UMES	7 3

**Non-Div. I Games:**

Coppin St.



RPI	S	Opponent	Score	
298	H	NYIT	10	7
298	H	NYIT	4	1

Coppin St.

C  
o  
p  
p  
i  
n  
s  
t  
.

C  
o  
p  
p  
i  
n  
s  
t  
.



Average RPI Win:	263	WON-LOST	WINNING	LAST 10	STRENGTH OF	OPP. STRENGTH	TEAM	ADJ	CONF.	ADJ CONF.	
Average RPI Loss:	189	RECORD	PCT. RANK	GAMES	SCHEDULE	OF SCHEDULE	RPI	RPI	RPI	RPI	
DIV. I ONLY	6-30-0	.16667	288	1-9-0	217	295	290	.37968	290	29	29
DIV. I NON-CONF.	3-21-0	.125	290	0-2-0	185	293	286	.39247	286	31	30
TOTALS	RPI 1-25	RPI 26-50	W-L RECORDS		RPI 51-100	RPI 101-150		RPI 150+			
6-30-0	0-0-0	0-1-0	OVERALL		0-8-0	0-0-0		6-22-0			
3-14-0	0-0-0	0-1-0	HOME		0-1-0	0-0-0		3-13-0			
3-15-0	0-0-0	0-0-0	AWAY		0-7-0	0-0-0		3-8-0			
0-1-0	0-0-0	0-0-0	NEUTRAL		0-0-0	0-0-0		0-1-0			
3-21-0	0-0-0	0-1-0	NON-CONFERENCE		0-8-0	0-0-0		3-13-0			
0-6-0	0-0-0	0-1-0	HOME		0-1-0	0-0-0		0-4-0			
3-15-0	0-0-0	0-0-	AWAY		0-7-0	0-0-0		3-8-0			
0-1-0	0-0-0	0-0-0	NEUTRAL		0-0-0	0-0-0		0-1-0			
3-9-0	0-0-0	0-0-0	CONFERENCE		0-0-0	0-0-0		3-9-0			
3-9-0	0-0-0	0-0-0	HOME		0-0-0	0-0-0		3-9-0			
0-0-0	0-0-0	0-0-0	AWAY		0-0-0	0-0-0		0-0-0			
0-0-0	0-0-0	0-0-0	NEUTRAL		0-0-0	0-0-0		0-0-0			
RPI	S	Opponent	Score	RPI	S	Opponent	Score	RPI	S	Opponent	Score
				36	H	Seton Hall	2 11	51	H	Rutgers	8 14
								53	A	Campbell	6 17
								53	A	Campbell	3 8
								53	A	Campbell	2 7
								75	A	North Florida	5 7
								75	A	North Florida	1 7
								75	A	North Florida	1 7
								92	A	Rider	3 5
								210	H	Holy Cross	4 23
								210	H	Holy Cross	8 7
								210	H	Holy Cross	0 3
								210	H	Holy Cross	5 11
								216	N	Georgetown	3 8
								221	A	Davidson	3 9
								221	A	Davidson	6 13
								222	A	Penn	8 6
								222	A	Penn	6 7
								222	H	Penn	5 12
								222	H	Penn	1 8
								222	H	Penn	1 8
								233	A	Temple	3 10
								245	A	Wagner	0 6
								247	A	La Salle	6 9
								247	H	La Salle	2 6
								249	H	Army	4 8
								249	H	Army	4 9
								249	H	Army	1 2
								249	H	Army	1 2
								276	H	Lehigh	10 6
								276	H	Lehigh	4 7
								276	H	Lehigh	10 5
								276	H	Lehigh	0 8
								297	A	UMES	4 5
								297	A	UMES	3 10
								297	A	UMES	7 6

Non-Div. I Games:

Lafayette



RPI	S	Opponent	Score	
297	A	UMES	15	1

Lafayette

L  
a  
f  
a  
y  
e  
t  
t  
e

L  
a  
f  
a  
y  
e  
t  
t  
e



Average RPI Win:	228	WON-LOST RECORD	WINNING PCT. RANK	LAST 10 GAMES	STRENGTH OF SCHEDULE	OPP. STRENGTH OF SCHEDULE	TEAM RPI	ADJ RPI	CONF. RPI	ADJ CONF. RPI	
Average RPI Loss:	167										
DIV. I ONLY	6-21-0	.22222	282	3-7-0	258	280	292	.36801	291	27	27
DIV. I NON-CONF.	4-11-0	.26667	257	1-1-0	295	288	296	.3431	296	27	27
<hr/>											
TOTALS	RPI 1-25	RPI 26-50		W-L RECORDS	RPI 51-100		RPI 101-150		RPI 150+		
6-21-0	0-0-0	1-2-0		OVERALL	0-5-0		0-5-0		6-9-0		
5-10-0	0-0-0	0-0-0		HOME	0-1-0		0-4-0		5-5-0		
0-5-0	0-0-0	1-0-0		AWAY	0-4-0		0-0-0		0-1-0		
1-6-0	0-0-0	0-2-0		NEUTRAL	0-0-0		0-1-0		1-3-0		
<hr/>											
4-11-0	0-0-0	1-2-0		NON-CONFERENCE	0-1-0		0-1-0		4-7-0		
3-4-0	0-0-0	0-0-0		HOME	0-1-0		0-0-0		3-3-0		
1-1-0	0-0-0	1-0-		AWAY	0-0-0		0-0-0		0-1-0		
1-6-0	0-0-0	0-2-0		NEUTRAL	0-0-0		0-1-0		1-3-0		
<hr/>											
2-10-0	0-0-0	0-0-0		CONFERENCE	0-4-0		0-4-0		2-2-0		
2-6-0	0-0-0	0-0-0		HOME	0-0-0		0-4-0		2-2-0		
0-4-0	0-0-0	0-0-0		AWAY	0-4-0		0-0-0		0-0-0		
0-0-0	0-0-0	0-0-0		NEUTRAL	0-0-0		0-0-0		0-0-0		
<hr/>											
RPI	S	Opponent	Score	RPI	S	Opponent	Score	RPI	S	Opponent	Score
				37	A	Maryland	2 1	82	H	Towson	7 12
				40	N	Ohio St.	2 13	96	A	Bryant	2 5
				40	N	Ohio St.	4 13	96	A	Bryant	1 8
								96	A	Bryant	0 6
								96	A	Bryant	3 7
								127	H	Monmouth	2 7
								127	H	Monmouth	1 13
								127	H	Monmouth	7 13
								127	H	Monmouth	4 15
								136	N	Michigan	7 8
								217	H	Quinnipiac	6 4
								217	H	Quinnipiac	8 18
								217	H	Quinnipiac	2 3
								217	H	Quinnipiac	2 0
								243	N	Air Force	3 7
								261	N	St. Bonaventure	7 9
								261	N	St. Bonaventure	5 6
								261	N	St. Bonaventure	14 8
								270	A	UMBC	3 5
								270	H	UMBC	1 3
								276	H	Lehigh	9 8
								276	H	Lehigh	9 10
								294	H	Iona	4 5
								294	H	Iona	10 5
								294	H	Iona	10 7
				LAST 10 GAMES							
				37	A	Maryland	2 1	127	H	Monmouth	7 13
				82	H	Towson	7 12	217	H	Quinnipiac	8 18
				127	H	Monmouth	4 15	217	H	Quinnipiac	2 3
				127	H	Monmouth	2 7	217	H	Quinnipiac	2 0
				127	H	Monmouth	1 13	217	H	Quinnipiac	6 4

Non-Div. I Games:

Mt. St. Mary's



Average RPI Win: 255		WON-LOST	WINNING	LAST 10	STRENGTH OF		OPP. STRENGTH	TEAM	ADJ		CONF.	ADJ CONF.
Average RPI Loss: 195		RECORD	PCT. RANK	GAMES	SCHEDULE		OF SCHEDULE	RPI	RPI		RPI	RPI
DIV. I ONLY		5-24-0	.17241	286	3-7-0		254	293	293		.36791	292
DIV. I NON-CONF.		3-10-0	.23077	267	1-1-0		247	297	288		.38742	288
TOTALS		RPI 1-25	RPI 26-50		W-L RECORDS		RPI 51-100		RPI 101-150		RPI 150+	
5-24-0		0-0-0	0-0-0		OVERALL		0-7-0		0-0-0		6-17-0	
2-10-0		0-0-0	0-0-0		HOME		0-4-0		0-0-0		3-6-0	
2-13-0		0-0-0	0-0-0		AWAY		0-3-0		0-0-0		2-10-0	
1-1-0		0-0-0	0-0-0		NEUTRAL		0-0-0		0-0-0		1-1-0	
3-10-0		0-0-0	0-0-0		NON-CONFERENCE		0-3-0		0-0-0		4-7-0	
2-3-0		0-0-0	0-0-0		HOME		0-0-0		0-0-0		2-3-0	
1-6-0		0-0-0	0-0-		AWAY		0-3-0		0-0-0		1-3-0	
1-1-0		0-0-0	0-0-0		NEUTRAL		0-0-0		0-0-0		1-1-0	
2-14-0		0-0-0	0-0-0		CONFERENCE		0-4-0		0-0-0		2-10-0	
1-7-0		0-0-0	0-0-0		HOME		0-4-0		0-0-0		1-3-0	
1-7-0		0-0-0	0-0-0		AWAY		0-0-0		0-0-0		1-7-0	
0-0-0		0-0-0	0-0-0		NEUTRAL		0-0-0		0-0-0		0-0-0	
RPI S	Opponent	Score	RPI S	Opponent	Score	RPI S	Opponent	Score	RPI S	Opponent	Score	
						53 A	Campbell	3 15	158 A	St. John's (NY)	2 12	
						53 A	Campbell	4 10	204 A	Savannah St.	0 6	
						53 A	Campbell	5 15	204 A	Savannah St.	8 2	
						96 H	Bryant	1 7	214 A	Central Conn. St.	3 9	
						96 H	Bryant	4 8	214 A	Central Conn. St.	2 5	
						96 H	Bryant	3 12	214 A	Central Conn. St.	3 6	
						96 H	Bryant	1 9	214 A	Central Conn. St.	1 7	
									244 H	Saint Peter's	5 1	
									245 A	Wagner	13 12	
									245 A	Wagner	3 8	
									245 A	Wagner	0 10	
									245 A	Wagner	3 5	
									249 H	Army	4 6	
									254 A	Stony Brook	5 6	
									263 N	Norfolk St.	4 3	
									263 N	Norfolk St.	2 15	
									277 H	LIU Brooklyn	3 9	
									277 H	LIU Brooklyn	2 4	
									277 H	LIU Brooklyn	4 3	
									277 H	LIU Brooklyn	9 11	
									298 H	NYIT	1 2	
									298 H	NYIT	2 6	
									298 H	NYIT	10 4	
LAST 10 GAMES												
						244 H	Saint Peter's	5 1	245 A	Wagner	13 12	
						277 H	LIU Brooklyn	9 11	245 A	Wagner	3 8	
						277 H	LIU Brooklyn	4 3	245 A	Wagner	0 10	
						277 H	LIU Brooklyn	3 9	245 A	Wagner	3 5	
						277 H	LIU Brooklyn	2 4	249 H	Army	4 6	

Non-Div. I Games:

Fairleigh Dickinson



Average RPI Win:	262	WON-LOST RECORD	WINNING PCT. RANK	LAST 10 GAMES	STRENGTH OF SCHEDULE	OPP. STRENGTH OF SCHEDULE	TEAM RPI	ADJ RPI	CONF. RPI	ADJ CONF. RPI	
DIV. I ONLY		3-29-0	.09375 296	0-9-0	209	296	294	.3588 293	32	32	
DIV. I NON-CONF.		2-16-0	.11111 292	0-2-0	139	270	284	.39701 285	28	29	
<hr/>											
TOTALS	RPI 1-25	RPI 26-50		W-L RECORDS	RPI 51-100		RPI 101-150		RPI 150+		
3-29-0	0-0-0	0-4-0		OVERALL	0-1-0		0-1-0		3-25-0		
2-12-0	0-0-0	0-0-0		HOME	0-1-0		0-1-0		2-10-0		
1-17-0	0-0-0	0-4-0		AWAY	0-0-0		0-0-0		1-13-0		
0-0-0	0-0-0	0-0-0		NEUTRAL	0-0-0		0-0-0		0-0-0		
<hr/>											
2-16-0	0-0-0	0-4-0		NON-CONFERENCE	0-1-0		0-1-0		2-12-0		
1-5-0	0-0-0	0-0-0		HOME	0-1-0		0-1-0		1-3-0		
1-13-0	0-0-0	0-0-		AWAY	0-0-0		0-0-0		1-9-0		
0-0-0	0-0-0	0-0-0		NEUTRAL	0-0-0		0-0-0		0-0-0		
<hr/>											
1-13-0	0-0-0	0-0-0		CONFERENCE	0-0-0		0-0-0		1-13-0		
1-7-0	0-0-0	0-0-0		HOME	0-0-0		0-0-0		1-7-0		
0-6-0	0-0-0	0-0-0		AWAY	0-0-0		0-0-0		0-6-0		
0-0-0	0-0-0	0-0-0		NEUTRAL	0-0-0		0-0-0		0-0-0		
<hr/>											
RPI S	Opponent	Score	RPI S	Opponent	Score	RPI S	Opponent	Score	RPI S	Opponent	Score
			45 A	Arkansas	2 20	53 H	Indiana St.	5 12	142 H	Tennessee Tech	6 8
			45 A	Arkansas	0 13				154 A	Georgia St.	0 20
			49 A	Troy	1 13				176 A	Samford	1 12
			49 A	Troy	7 15				176 H	Samford	6 7
									179 A	New Mexico St.	3 30
									179 A	New Mexico St.	4 24
									179 A	New Mexico St.	6 20
									179 A	New Mexico St.	3 5
									204 A	Savannah St.	5 10
									204 A	Savannah St.	0 7
									204 A	Savannah St.	7 8
									226 A	Lipscomb	6 4
									258 H	Morehead St.	0 11
									259 A	Jackson St.	8 9
									259 A	Jackson St.	4 5
									259 A	Jackson St.	0 7
									259 H	Jackson St.	5 8
									259 H	Jackson St.	0 10
									259 H	Jackson St.	7 10
									269 A	Alabama St.	2 12
									269 A	Alabama St.	4 10
									269 A	Alabama St.	6 9
									269 H	Alabama St.	3 8
									269 H	Alabama St.	8 18
									269 H	Alabama St.	6 16
									273 H	IPFW	7 6
									273 H	IPFW	6 7
<hr/>											
LAST 10 GAMES											
			49 A	Troy	7 15	259 A	Jackson St.	0 7	269 H	Alabama St.	3 8
			49 A	Troy	1 13	259 A	Jackson St.	8 9	269 H	Alabama St.	8 18
			269 H	Alabama St.	8 18	259 A	Jackson St.	4 5	269 H	Alabama St.	6 16
			269 H	Alabama St.	3 8	286 H	Alcorn	5 11	273 H	IPFW	7 6
			269 H	Alabama St.	6 16	286 H	Alcorn	10 6	273 H	IPFW	6 7

Non-Div. I Games: North Ala.

1 6

Alabama A&amp;M



Alabama A&M







RPI	S	Opponent	Score	
276	N	Lehigh	4	1
276	N	Lehigh	3	4
284	A	Fordham	7	4
284	A	Fordham	3	4
291	A	Mt. St. Mary's	7	10
291	A	Mt. St. Mary's	5	10
291	A	Mt. St. Mary's	5	4

Iona

I  
o  
n  
a

I  
o  
n  
a



Average RPI Win: 246		WON-LOST	WINNING	LAST 10	STRENGTH OF		OPP. STRENGTH	TEAM	ADJ	CONF.	ADJ CONF.
Average RPI Loss: 201		RECORD	PCT. RANK	GAMES	SCHEDULE		OF SCHEDULE	RPI	RPI	RPI	RPI
DIV. I ONLY		3-24-0	.11111	293	0-7-0		200	297	291	.35748	295
DIV. I NON-CONF.		1-10-0	.09091	293	0-0-0		7	217	233	.43505	256
TOTALS		RPI 1-25	RPI 26-50		W-L RECORDS		RPI 51-100		RPI 101-150		RPI 150+
3-24-0		0-1-0	0-4-0		OVERALL		0-0-0		0-0-0		3-20-0
0-1-0		0-0-0	0-0-0		HOME		0-0-0		0-0-0		0-1-0
1-15-0		0-1-0	0-3-0		AWAY		0-0-0		0-0-0		1-11-0
2-9-0		0-0-0	0-1-0		NEUTRAL		0-0-0		0-0-0		2-8-0
1-10-0		0-1-0	0-4-0		NON-CONFERENCE		0-0-0		0-0-0		1-5-0
0-1-0		0-0-0	0-0-0		HOME		0-0-0		0-0-0		0-1-0
0-7-0		0-1-0	0-0-		AWAY		0-0-0		0-0-0		0-3-0
1-2-0		0-0-0	0-1-0		NEUTRAL		0-0-0		0-0-0		1-1-0
2-15-0		0-0-0	0-0-0		CONFERENCE		0-0-0		0-0-0		2-15-0
0-0-0		0-0-0	0-0-0		HOME		0-0-0		0-0-0		0-0-0
1-8-0		0-0-0	0-0-0		AWAY		0-0-0		0-0-0		1-8-0
1-7-0		0-0-0	0-0-0		NEUTRAL		0-0-0		0-0-0		1-7-0
RPI S	Opponent	Score	RPI S	Opponent	Score	RPI S	Opponent	Score	RPI S	Opponent	Score
8 A	Mississippi St.	2 14	44 A	Central Ark.	3 19				164 H	South Dakota St.	4 6
			44 A	Central Ark.	1 7				164 N	South Dakota St.	2 12
			45 A	Arkansas	0 6				164 N	South Dakota St.	4 3
			45 N	Arkansas	1 2				173 A	Dallas Baptist	1 18
									173 A	Dallas Baptist	3 24
									173 A	Dallas Baptist	1 8
									208 N	Ark.-Pine Bluff	5 24
									259 A	Jackson St.	11 12
									259 A	Jackson St.	2 12
									259 A	Jackson St.	0 10
									259 N	Jackson St.	6 8
									259 N	Jackson St.	3 10
									259 N	Jackson St.	6 10
									269 A	Alabama St.	3 10
									269 A	Alabama St.	1 8
									269 A	Alabama St.	1 11
									286 A	Alcorn	1 2
									286 A	Alcorn	11 10
									286 A	Alcorn	0 10
									287 N	Prairie View	3 16
									287 N	Prairie View	3 5
									287 N	Prairie View	7 6
									287 N	Prairie View	11 14
LAST 10 GAMES			208 N	Ark.-Pine Bluff	5 24	269 A	Alabama St.	1 8			
			259 N	Jackson St.	6 8	269 A	Alabama St.	1 11			
			259 N	Jackson St.	3 10	45 N	Arkansas	1 2			
			259 N	Jackson St.	6 10	45 A	Arkansas	0 6			
			269 A	Alabama St.	3 10	286 A	Alcorn	1 2			
Non-Div. I Games:	Belhaven	4 12	Delta St.	5 13	Blue Mountain	0 5	West Florida	1 9			
	West Florida	0 10	West Florida	1 11	Blue Mountain	7 0	Delta St.	Mississippi Val.	3 9		



Average RPI Win:	237	WON-LOST RECORD	WINNING PCT. RANK	LAST 10 GAMES	STRENGTH OF SCHEDULE	OPP. STRENGTH OF SCHEDULE	TEAM RPI	ADJ RPI	CONF. RPI	ADJ CONF. RPI				
Average RPI Loss:	229													
DIV. I ONLY	2-23-0	.08	297	1-8-0	266	294	296	.33922	296	31	31			
DIV. I NON-CONF.	1-16-0	.05882	295	0-1-0	264	292	295	.34457	295	30	31			
<hr/>														
TOTALS	RPI 1-25	RPI 26-50		W-L RECORDS	RPI 51-100		RPI 101-150		RPI 150+					
2-23-0	0-0-0	0-0-0		OVERALL	0-0-0		0-3-0		2-20-0					
1-3-0	0-0-0	0-0-0		HOME	0-0-0		0-0-0		1-3-0					
1-14-0	0-0-0	0-0-0		AWAY	0-0-0		0-0-0		1-14-0					
0-6-0	0-0-0	0-0-0		NEUTRAL	0-0-0		0-3-0		0-3-0					
<hr/>														
1-16-0	0-0-0	0-0-0		NON-CONFERENCE	0-0-0		0-3-0		1-13-0					
0-0-0	0-0-0	0-0-0		HOME	0-0-0		0-0-0		0-0-0					
1-10-0	0-0-0	0-0-		AWAY	0-0-0		0-0-0		1-10-0					
0-6-0	0-0-0	0-0-0		NEUTRAL	0-0-0		0-3-0		0-3-0					
<hr/>														
1-7-0	0-0-0	0-0-0		CONFERENCE	0-0-0		0-0-0		1-7-0					
1-3-0	0-0-0	0-0-0		HOME	0-0-0		0-0-0		1-3-0					
0-4-0	0-0-0	0-0-0		AWAY	0-0-0		0-0-0		0-4-0					
0-0-0	0-0-0	0-0-0		NEUTRAL	0-0-0		0-0-0		0-0-0					
<hr/>														
RPI S	Opponent	Score	RPI S	Opponent	Score	RPI S	Opponent	Score	RPI S	Opponent	Score			
						125 N Northeastern			3	10				
						148 N Maine			5	9				
						148 N Maine			7	13				
						181 N Central Mich.			0	6				
						188 A Northwestern			1	3				
						216 N Georgetown			5	8				
						219 A Western Mich.			1	12				
						227 H Northern Colo.			3	8				
						227 H Northern Colo.			1	5				
						227 H Northern Colo.			7	4				
						227 H Northern Colo.			0	1				
						247 A La Salle			6	1				
						247 A La Salle			0	7				
						248 A Tex.-Pan American			0	6				
						248 A Tex.-Pan American			0	7				
						248 A Tex.-Pan American			1	10				
						248 A Tex.-Pan American			1	7				
						257 A Villanova			2	8				
						261 N St. Bonaventure			3	16				
						266 A St. Mary's (CA)			0	15				
						266 A St. Mary's (CA)			2	3				
						266 A St. Mary's (CA)			5	7				
						269 A Alabama St.			2	14				
						269 A Alabama St.			2	11				
						269 A Alabama St.			0	14				
LAST 10 GAMES						266 A St. Mary's (CA)			5	7				
248 A Tex.-Pan American			0	7	227 H Northern Colo.			1	5	269 A Alabama St.		2	14	
248 A Tex.-Pan American			1	10	227 H Northern Colo.			3	8	269 A Alabama St.		2	11	
248 A Tex.-Pan American			0	6	227 H Northern Colo.			0	1	269 A Alabama St.		0	14	
248 A Tex.-Pan American			1	7	219 A Western Mich.			1	12					
227 H Northern Colo.			7	4	188 A Northwestern			1	3					

Non-Div. I Games: Muskingum 11 1 Holy Cross (IN) 5 2

Chicago St.



U  
M  
E  
S

UMES



RPI	S	Opponent	Score	
289	A	Coppin St.	3	7
289	A	Coppin St.	3	5
289	A	Coppin St.	1	3
289	H	Coppin St.	0	7
289	H	Coppin St.	3	0
289	H	Coppin St.	6	7
290	H	Lafayette	5	4
290	H	Lafayette	10	3
290	H	Lafayette	1	15
290	H	Lafayette	6	7

U  
M  
E  
S

U  
M  
E  
S



Average RPI Win:	277	WON-LOST	WINNING	LAST 10	STRENGTH OF	OPP. STRENGTH	TEAM	ADJ	CONF.	ADJ CONF.		
Average RPI Loss:	226	RECORD	PCT. RANK	GAMES	SCHEDULE	OF SCHEDULE	RPI	RPI	RPI	RPI		
DIV. I ONLY		3-28-0	.09677	295	1-9-0	295	286	298	.32118	298	31	31
DIV. I NON-CONF.		2-21-0	.08696	294	0-3-0	297	276	298	.32622	298	30	31
<hr/>												
TOTALS	RPI 1-25	RPI 26-50		W-L RECORDS		RPI 51-100		RPI 101-150		RPI 150+		
3-28-0	0-0-0	0-0-0		OVERALL		0-0-0		0-0-0		3-29-0		
1-5-0	0-0-0	0-0-0		HOME		0-0-0		0-0-0		1-5-0		
2-20-0	0-0-0	0-0-0		AWAY		0-0-0		0-0-0		2-21-0		
0-3-0	0-0-0	0-0-0		NEUTRAL		0-0-0		0-0-0		0-3-0		
<hr/>												
2-21-0	0-0-0	0-0-0		NON-CONFERENCE		0-0-0		0-0-0		2-22-0		
0-2-0	0-0-0	0-0-0		HOME		0-0-0		0-0-0		0-2-0		
2-19-0	0-0-0	0-0-		AWAY		0-0-0		0-0-0		2-19-0		
0-1-0	0-0-0	0-0-0		NEUTRAL		0-0-0		0-0-0		0-1-0		
<hr/>												
1-7-0	0-0-0	0-0-0		CONFERENCE		0-0-0		0-0-0		1-7-0		
1-3-0	0-0-0	0-0-0		HOME		0-0-0		0-0-0		1-3-0		
0-2-0	0-0-0	0-0-0		AWAY		0-0-0		0-0-0		0-2-0		
0-2-0	0-0-0	0-0-0		NEUTRAL		0-0-0		0-0-0		0-2-0		
<hr/>												
RPI	S	Opponent	Score	RPI	S	Opponent	Score	RPI	S	Opponent	Score	
								155	A	Columbia	1	2
								155	A	Columbia	0	2
								155	N	Columbia	4	9
								158	A	St. John's (NY)	0	6
								158	A	St. John's (NY)	7	13
								162	A	Hofstra	2	7
								162	A	Hofstra	4	8
								162	A	Hofstra	2	11
								168	H	Albany (NY)	0	2
								168	H	Albany (NY)	2	3
								215	A	Siena	1	8
								215	A	Siena	3	10
								248	H	Tex.-Pan American	3	7
								248	H	Tex.-Pan American	0	5
								248	H	Tex.-Pan American	6	10
								248	H	Tex.-Pan American	1	0
								249	A	Army	1	12
								249	A	Army	1	9
								253	A	Cincinnati	3	8
								253	A	Cincinnati	0	12
253	A	Cincinnati	3	17								
LAST 10 GAMES								254	A	Stony Brook	0	6
								254	A	Stony Brook	0	6
								278	N	NJIT	4	10
								278	N	NJIT	1	11
								278	A	NJIT	5	6
								278	A	NJIT	5	6
								278	A	NJIT	5	6
								278	A	NJIT	5	6
								278	A	NJIT	5	6
								278	N	NJIT	4	10
								278	N	NJIT	1	11
								284	A	Fordham	5	8
								284	A	Fordham	5	8
								284	A	Fordham	5	8

Non-Div. I Games:

NYIT



RPI	S	Opponent	Score	
289	A	Coppin St.	1	4
289	A	Coppin St.	7	10
292	A	Fairleigh Dickinson	4	10
292	A	Fairleigh Dickinson	6	2
292	A	Fairleigh Dickinson	2	1

NYIT

N  
Y  
I  
T

N  
Y  
I  
T