

Average RPI Win: 50		WON-LOST RECORD		WINNING PCT. RANK		LAST 10 GAMES		STRENGTH OF SCHEDULE		OPP. STRENGTH OF SCHEDULE		TEAM RPI		ADJ RPI		CONF. RPI		ADJ CONF. RPI	
Average RPI Loss: 34		19-5-1		.78 18		6-4-0		3		5		1		.66127 1		2		2	
DIV. I ONLY		12-2-1		.83333 12		0-1-0		14		7		1		.65298 1		2		2	
DIV. I NON-CONF.																			
TOTALS		RPI 1-25		RPI 26-50		W-L RECORDS		RPI 51-100		RPI 101-150		RPI 150+							
19-5-1		4-3-0		9-0-1		OVERALL		4-2-0		2-0-0		0-0-0							
5-2-0		3-1-0		0-0-0		HOME		2-1-0		0-0-0		0-0-0							
4-2-0		1-2-0		3-0-0		AWAY		0-0-0		0-0-0		0-0-0							
10-1-1		0-0-0		6-0-1		NEUTRAL		2-1-0		2-0-0		0-0-0							
12-2-1		2-1-0		6-0-1		NON-CONFERENCE		2-1-0		2-0-0		0-0-0							
2-1-0		2-1-0		0-0-0		HOME		0-0-0		0-0-0		0-0-0							
0-0-0		0-0-0		0-0-		AWAY		0-0-0		0-0-0		0-0-0							
10-1-1		0-0-0		6-0-1		NEUTRAL		2-1-0		2-0-0		0-0-0							
7-3-0		2-2-0		3-0-0		CONFERENCE		2-1-0		0-0-0		0-0-0							
3-1-0		1-0-0		0-0-0		HOME		2-1-0		0-0-0		0-0-0							
4-2-0		1-2-0		3-0-0		AWAY		0-0-0		0-0-0		0-0-0							
0-0-0		0-0-0		0-0-0		NEUTRAL		0-0-0		0-0-0		0-0-0							
RPI	S	Opponent		Score		RPI	S	Opponent		Score		RPI	S	Opponent		Score			
2	A	UCLA		7	3	32	N	Gonzaga		9	3	54	N	Minnesota		13	1		
2	A	UCLA		0	8	34	N	Coastal Caro.		4	4	54	N	Minnesota		2	1		
2	A	UCLA		7	9	35	N	Indiana		8	3	68	H	California		2	3		
18	H	Oregon		7	6	45	A	Washington		10	7	68	H	California		3	2		
21	H	West Virginia		4	2	45	A	Washington		1	0	68	H	California		10	5		
21	H	West Virginia		9	2	45	A	Washington		4	3	77	N	Portland		1	5		
21	H	West Virginia		0	2	46	N	Nebraska		17	1								
						46	N	Nebraska		5	3								
						46	N	Nebraska		8	2								
						46	N	Nebraska		8	3								
LAST 10 GAMES																			
45	A	Washington		4	3	68	H	California		3	2								
45	A	Washington		10	7	68	H	California		2	3								
45	A	Washington		1	0	2	A	UCLA		7	9								
77	N	Portland		1	5	2	A	UCLA		7	3								
68	H	California		10	5	2	A	UCLA		0	8								

Non-Div. I Games:

Oregon St.

Average RPI Win:	81	WON-LOST RECORD	WINNING PCT. RANK	LAST 10 GAMES	STRENGTH OF SCHEDULE	OPP. STRENGTH OF SCHEDULE	TEAM RPI	ADJ RPI	CONF. RPI	ADJ CONF. RPI		
DIV. I ONLY		20-5-0	.8	9	8-2-0	16	6	2	.64249	2	2	2
DIV. I NON-CONF.		12-3-0	.8	22	1-0-0	8	55	2	.64531	2	2	2
<hr/>												
TOTALS	RPI 1-25	RPI 26-50		W-L RECORDS		RPI 51-100		RPI 101-150		RPI 150+		
20-5-0	3-1-0	5-1-0		OVERALL		7-3-0		3-0-0		2-0-0		
12-3-0	3-1-0	3-0-0		HOME		3-2-0		3-0-0		0-0-0		
7-2-0	0-0-0	2-1-0		AWAY		3-1-0		0-0-0		2-0-0		
1-0-0	0-0-0	0-0-0		NEUTRAL		1-0-0		0-0-0		0-0-0		
<hr/>												
12-3-0	1-0-0	5-1-0		NON-CONFERENCE		4-2-0		0-0-0		2-0-0		
7-2-0	1-0-0	3-0-0		HOME		3-2-0		0-0-0		0-0-0		
5-1-0	0-0-0	2-0-		AWAY		1-0-0		0-0-0		2-0-0		
0-0-0	0-0-0	0-0-0		NEUTRAL		0-0-0		0-0-0		0-0-0		
<hr/>												
8-2-0	2-1-0	0-0-0		CONFERENCE		3-1-0		3-0-0		0-0-0		
5-1-0	2-1-0	0-0-0		HOME		0-0-0		3-0-0		0-0-0		
2-1-0	0-0-0	0-0-0		AWAY		2-1-0		0-0-0		0-0-0		
1-0-0	0-0-0	0-0-0		NEUTRAL		1-0-0		0-0-0		0-0-0		
<hr/>												
RPI S	Opponent	Score		RPI S	Opponent	Score		RPI S	Opponent	Score		
1 H	Oregon St.	8 0		29 A	Georgia Tech	8 2		67 A	Loyola Marymount	9 4		
1 H	Oregon St.	9 7		29 A	Georgia Tech	3 4		67 H	Loyola Marymount	5 0		
1 H	Oregon St.	3 7		29 A	Georgia Tech	6 0		70 H	Michigan	5 7		
20 H	Oklahoma St.	6 3		50 H	St. John's (NY)	9 0		93 A	Southern California	9 2		
				50 H	St. John's (NY)	3 2		93 A	Southern California	2 7		
				50 H	St. John's (NY)	11 1		93 A	Southern California	7 1		
								93 N	Southern California	7 5		
								97 H	Sacramento St.	1 2		
								97 H	Sacramento St.	2 1		
								97 H	Sacramento St.	6 0		
<hr/>												
LAST 10 GAMES												
93 A Southern California				9 2		109 H Arizona				12 10		
93 A Southern California				7 1		109 H Arizona				10 5		
93 A Southern California				2 7		1 H Oregon St.				9 7		
67 A Loyola Marymount				9 4		1 H Oregon St.				3 7		
109 H Arizona				3 1		1 H Oregon St.				8 0		

Non-Div. I Games:

UCLA

Average RPI Win:	92	WON-LOST RECORD	WINNING PCT. RANK	LAST 10 GAMES	STRENGTH OF SCHEDULE	OPP. STRENGTH OF SCHEDULE	TEAM RPI	ADJ RPI	CONF. RPI	ADJ CONF. RPI		
DIV. I ONLY		22-6-0	.78571	11	7-3-0	4	44	3	.6417	3	1	1
DIV. I NON-CONF.		16-3-0	.84211	9	2-0-0	36	145	11	.61517	11	1	1
<hr/>												
TOTALS	RPI 1-25	RPI 26-50		W-L RECORDS		RPI 51-100		RPI 101-150		RPI 150+		
22-6-0	3-3-0	7-1-0		OVERALL		3-1-0		2-1-0		7-0-0		
17-3-0	2-1-0	7-1-0		HOME		2-0-0		1-1-0		5-0-0		
1-2-0	1-2-0	0-0-0		AWAY		0-0-0		0-0-0		0-0-0		
4-1-0	0-0-0	0-0-0		NEUTRAL		1-1-0		1-0-0		2-0-0		
<hr/>												
16-3-0	0-0-0	4-1-0		NON-CONFERENCE		3-1-0		2-1-0		7-0-0		
12-2-0	0-0-0	4-1-0		HOME		2-0-0		1-1-0		5-0-0		
0-0-0	0-0-0	0-0-		AWAY		0-0-0		0-0-0		0-0-0		
4-1-0	0-0-0	0-0-0		NEUTRAL		1-1-0		1-0-0		2-0-0		
<hr/>												
6-3-0	3-3-0	3-0-0		CONFERENCE		0-0-0		0-0-0		0-0-0		
5-1-0	2-1-0	3-0-0		HOME		0-0-0		0-0-0		0-0-0		
1-2-0	1-2-0	0-0-0		AWAY		0-0-0		0-0-0		0-0-0		
0-0-0	0-0-0	0-0-0		NEUTRAL		0-0-0		0-0-0		0-0-0		
<hr/>												
RPI	S	Opponent	Score	RPI	S	Opponent	Score	RPI	S	Opponent	Score	
7	H	Tennessee	10 4	31	H	Pepperdine	6 3	52	H	Evansville	5 4	
7	H	Tennessee	4 2	31	H	Pepperdine	6 2	72	N	Cal St. Fullerton	14 9	
7	H	Tennessee	6 7	33	H	Florida	15 2	85	N	TCU	2 10	
14	A	Texas A&M	7 8	33	H	Florida	5 0	89	H	ETSU	12 4	
14	A	Texas A&M	7 4	33	H	Florida	14 4					
14	A	Texas A&M	0 7	48	H	Illinois St.	3 7					
				48	H	Illinois St.	10 4					
				48	H	Illinois St.	9 1					
<hr/>												
LAST 10 GAMES												
				7	H	Tennessee	6 7	33	H	Florida	15 2	
				7	H	Tennessee	10 4	33	H	Florida	5 0	
				7	H	Tennessee	4 2	216	N	Belmont	3 0	
				187	N	Lipscomb	15 1	14	A	Texas A&M	0 7	
				33	H	Florida	14 4	14	A	Texas A&M	7 8	

Non-Div. I Games:

Vanderbilt

Average RPI Win: 122		WON-LOST	WINNING	LAST 10	STRENGTH OF	OPP. STRENGTH	TEAM	ADJ	CONF.	ADJ CONF.							
Average RPI Loss: 48		RECORD	PCT. RANK	GAMES	SCHEDULE	OF SCHEDULE	RPI	RPI	RPI	RPI							
DIV. I ONLY		22-6-0	.78571	11	6-4-0	31	30	4	.62962	4	1	1					
DIV. I NON-CONF.		16-2-0	.88889	7	1-0-0	165	62	20	.599	20	1	1					
<hr/>																	
TOTALS		RPI 1-25		RPI 26-50		W-L RECORDS		RPI 51-100		RPI 101-150		RPI 150+					
22-6-0		3-0-0		3-3-0		OVERALL		5-3-0		0-0-0		11-0-0					
15-1-0		3-0-0		0-0-0		HOME		2-1-0		0-0-0		10-0-0					
7-4-0		0-0-0		3-3-0		AWAY		3-1-0		0-0-0		1-0-0					
0-1-0		0-0-0		0-0-0		NEUTRAL		0-1-0		0-0-0		0-0-0					
<hr/>																	
16-2-0		0-0-0		2-1-0		NON-CONFERENCE		3-1-0		0-0-0		11-0-0					
12-1-0		0-0-0		0-0-0		HOME		2-1-0		0-0-0		10-0-0					
4-1-0		0-0-0		2-0-		AWAY		1-0-0		0-0-0		1-0-0					
0-0-0		0-0-0		0-0-0		NEUTRAL		0-0-0		0-0-0		0-0-0					
<hr/>																	
6-4-0		3-0-0		1-2-0		CONFERENCE		2-2-0		0-0-0		0-0-0					
3-0-0		3-0-0		0-0-0		HOME		0-0-0		0-0-0		0-0-0					
3-3-0		0-0-0		1-2-0		AWAY		2-1-0		0-0-0		0-0-0					
0-1-0		0-0-0		0-0-0		NEUTRAL		0-1-0		0-0-0		0-0-0					
<hr/>																	
RPI	S	Opponent		Score		RPI	S	Opponent		Score		RPI	S	Opponent		Score	
7	H	Tennessee		2 0		28	A	Mississippi St.		2 15		55	N	Alabama		3 6	
7	H	Tennessee		5 3		28	A	Mississippi St.		6 5		62	A	South Carolina		7 5	
7	H	Tennessee		5 2		28	A	Mississippi St.		15 20		62	A	South Carolina		4 2	
						38	A	UCF		1 6		62	A	South Carolina		0 4	
						38	A	UCF		4 1		74	H	Ga. Southern		11 2	
						38	A	UCF		13 9		74	H	Ga. Southern		5 7	
												74	H	Ga. Southern		4 3	
												98	A	South Alabama		6 2	

Non-Div. I Games:

Auburn

Average RPI Win: 93		WON-LOST RECORD		WINNING PCT. RANK		LAST 10 GAMES		STRENGTH OF SCHEDULE		OPP. STRENGTH OF SCHEDULE		TEAM RPI		ADJ RPI		CONF. RPI		ADJ CONF. RPI	
DIV. I ONLY		22-6-0		.78571 11		6-4-0		28		20		5		.62645 5		1		1	
DIV. I NON-CONF.		16-3-0		.84211 9		2-1-0		89		21		10		.61674 10		1		1	
TOTALS		RPI 1-25		RPI 26-50		W-L RECORDS		RPI 51-100		RPI 101-150		RPI 150+							
22-6-0		1-1-0		4-2-0		OVERALL		10-3-0		4-0-0		3-0-0							
16-3-0		0-0-0		4-2-0		HOME		5-1-0		4-0-0		3-0-0							
6-3-0		1-1-0		0-0-0		AWAY		5-2-0		0-0-0		0-0-0							
0-0-0		0-0-0		0-0-0		NEUTRAL		0-0-0		0-0-0		0-0-0							
16-3-0		1-1-0		0-0-0		NON-CONFERENCE		8-2-0		4-0-0		3-0-0							
12-1-0		0-0-0		0-0-0		HOME		5-1-0		4-0-0		3-0-0							
4-2-0		1-1-0		0-0-		AWAY		3-1-0		0-0-0		0-0-0							
0-0-0		0-0-0		0-0-0		NEUTRAL		0-0-0		0-0-0		0-0-0							
6-3-0		0-0-0		4-2-0		CONFERENCE		2-1-0		0-0-0		0-0-0							
4-2-0		0-0-0		4-2-0		HOME		0-0-0		0-0-0		0-0-0							
2-1-0		0-0-0		0-0-0		AWAY		2-1-0		0-0-0		0-0-0							
0-0-0		0-0-0		0-0-0		NEUTRAL		0-0-0		0-0-0		0-0-0							
RPI	S	Opponent		Score		RPI	S	Opponent		Score		RPI	S	Opponent		Score			
17	A	Texas		6	7	27	H	Missouri		2	0	55	A	Alabama		10	2		
17	A	Texas		11	4	27	H	Missouri		4	3	55	A	Alabama		0	10		
						27	H	Missouri		3	2	55	A	Alabama		12	3		
						30	H	Ole Miss		5	3	60	H	Louisiana Tech		4	2		
						30	H	Ole Miss		3	4	60	H	Louisiana Tech		11	0		
						30	H	Ole Miss		5	10	60	H	Louisiana Tech		7	12		
												82	H	Eastern Ill.		12	3		
												82	H	Eastern Ill.		15	7		
												82	H	Eastern Ill.		3	2		
												93	A	Southern California		4	6		
												93	A	Southern California		8	6		
												93	A	Southern California		6	3		
												96	A	Missouri St.		8	2		
LAST 10 GAMES																			
						120	H	Stony Brook		3	1	55	A	Alabama		10	2		
						30	H	Ole Miss		5	10	55	A	Alabama		0	10		
						30	H	Ole Miss		3	4	55	A	Alabama		12	3		
						30	H	Ole Miss		5	3	17	A	Texas		6	7		
						96	A	Missouri St.		8	2	17	A	Texas		11	4		

Non-Div. I Games:

Arkansas

Average RPI Win:		87	WON-LOST RECORD		WINNING PCT. RANK		LAST 10 GAMES		STRENGTH OF SCHEDULE		OPP. STRENGTH OF SCHEDULE		TEAM RPI		ADJ RPI		CONF. RPI		ADJ CONF. RPI				
DIV. I ONLY			18-7-0		.72 32		7-3-0		7		35		6		.62581 6		3		3				
DIV. I NON-CONF.			15-4-0		.78947 27		4-1-0		2		61		3		.64124 3		3		3				
TOTALS		RPI 1-25		RPI 26-50		W-L RECORDS		RPI 51-100		RPI 101-150		RPI 150+											
18-7-0		3-3-0		0-2-0		OVERALL		9-0-0		5-1-0		1-1-0											
13-2-0		2-1-0		0-0-0		HOME		9-0-0		1-0-0		1-1-0											
5-3-0		1-2-0		0-0-0		AWAY		0-0-0		4-1-0		0-0-0											
0-2-0		0-0-0		0-2-0		NEUTRAL		0-0-0		0-0-0		0-0-0											
15-4-0		2-1-0		0-2-0		NON-CONFERENCE		9-0-0		3-0-0		1-1-0											
13-2-0		2-1-0		0-0-0		HOME		9-0-0		1-0-0		1-1-0											
2-0-0		0-0-0		0-0-		AWAY		0-0-0		2-0-0		0-0-0											
0-2-0		0-0-0		0-2-0		NEUTRAL		0-0-0		0-0-0		0-0-0											
3-3-0		1-2-0		0-0-0		CONFERENCE		0-0-0		2-1-0		0-0-0											
0-0-0		0-0-0		0-0-0		HOME		0-0-0		0-0-0		0-0-0											
3-3-0		1-2-0		0-0-0		AWAY		0-0-0		2-1-0		0-0-0											
0-0-0		0-0-0		0-0-0		NEUTRAL		0-0-0		0-0-0		0-0-0											
RPI	S	Opponent		Score		RPI	S	Opponent		Score		RPI	S	Opponent		Score		RPI	S	Opponent		Score	
17	A	Texas		3 0		28	N	Mississippi St.		2 4		64	H	Kentucky		19 4		113	A	San Diego St.		5 1	
17	A	Texas		3 4		46	N	Nebraska		1 2		64	H	Kentucky		7 4		113	A	San Diego St.		12 9	
17	A	Texas		3 4								64	H	Kentucky		10 7		128	H	New Mexico St.		7 0	
18	H	Oregon		12 11								70	H	Michigan		10 3		137	A	Kansas St.		4 3	
18	H	Oregon		4 9								70	H	Michigan		11 2		137	A	Kansas St.		4 5	
18	H	Oregon		6 4								70	H	Michigan		8 5		137	A	Kansas St.		11 4	
												76	H	Wichita St.		15 4		249	H	Stetson		5 4	
												76	H	Wichita St.		12 2		249	H	Stetson		5 7	
												76	H	Wichita St.		15 10							
LAST 10 GAMES																							
		137 A Kansas St.		4 3				70 H Michigan		8 5													
		137 A Kansas St.		11 4				70 H Michigan		10 3													
		137 A Kansas St.		4 5				70 H Michigan		11 2													
		249 H Stetson		5 4				17 A Texas		3 4													
		249 H Stetson		5 7				17 A Texas		3 0													

Non-Div. I Games:

Texas Tech

Average RPI Win:		123	WON-LOST RECORD		WINNING PCT. RANK	LAST 10 GAMES		STRENGTH OF SCHEDULE		OPP. STRENGTH OF SCHEDULE	TEAM RPI	ADJ RPI	CONF. RPI	ADJ CONF. RPI					
Average RPI Loss:		33	21-8-0		.72414	31		4-6-0		12	60	7	.61981	7	1	1			
DIV. I ONLY			18-2-0		.9	5		1-1-0		54	158	6	.624	6	1	1			
DIV. I NON-CONF.																			
TOTALS		RPI 1-25	RPI 26-50		W-L RECORDS		RPI 51-100		RPI 101-150		RPI 150+								
21-8-0		1-5-0	3-0-0		OVERALL		6-3-0		2-0-0		9-0-0								
15-3-0		0-0-0	3-0-0		HOME		5-3-0		0-0-0		7-0-0								
2-5-0		1-5-0	0-0-0		AWAY		1-0-0		0-0-0		0-0-0								
4-0-0		0-0-0	0-0-0		NEUTRAL		0-0-0		2-0-0		2-0-0								
18-2-0		0-0-0	3-0-0		NON-CONFERENCE		4-2-0		2-0-0		9-0-0								
13-2-0		0-0-0	3-0-0		HOME		3-2-0		0-0-0		7-0-0								
1-0-0		0-0-0	0-0-		AWAY		1-0-0		0-0-0		0-0-0								
4-0-0		0-0-0	0-0-0		NEUTRAL		0-0-0		2-0-0		2-0-0								
3-6-0		1-5-0	0-0-0		CONFERENCE		2-1-0		0-0-0		0-0-0								
2-1-0		0-0-0	0-0-0		HOME		2-1-0		0-0-0		0-0-0								
1-5-0		1-5-0	0-0-0		AWAY		0-0-0		0-0-0		0-0-0								
0-0-0		0-0-0	0-0-0		NEUTRAL		0-0-0		0-0-0		0-0-0								
RPI	S	Opponent	Score		RPI	S	Opponent	Score		RPI	S	Opponent	Score		RPI	S	Opponent	Score	
3	A	Vanderbilt	4	10	35	H	Indiana	5	1	62	H	South Carolina	6	3	114	N	North Florida	10	2
3	A	Vanderbilt	2	4	35	H	Indiana	5	3	62	H	South Carolina	2	3	135	N	Troy	11	2
3	A	Vanderbilt	7	6	35	H	Indiana	11	0	62	H	South Carolina	15	5	152	N	La.-Monroe	7	2
4	A	Auburn	2	5						78	H	Liberty	7	1	166	H	UNC Asheville	7	2
4	A	Auburn	0	2						89	A	ETSU	5	1	166	H	UNC Asheville	8	4
4	A	Auburn	3	5						89	H	ETSU	5	6	170	N	Western Ky.	6	3
										92	H	Fresno St.	7	10	196	H	Appalachian St.	2	0
										92	H	Fresno St.	13	9	196	H	Appalachian St.	6	0
										92	H	Fresno St.	8	3	196	H	Appalachian St.	3	0
															209	H	Middle Tenn.	2	0
															291	H	Northern Ky.	18	0
LAST 10 GAMES																			
170	N	Western Ky.	6	3	62	H	South Carolina	6	3										
3	A	Vanderbilt	7	6	62	H	South Carolina	2	3										
3	A	Vanderbilt	4	10	62	H	South Carolina	15	5										
3	A	Vanderbilt	2	4	89	A	ETSU	5	1										
89	H	ETSU	5	6	4	A	Auburn	3	5										

Non-Div. I Games:

Tennessee

Average RPI Win: 116		WON-LOST RECORD		WINNING PCT. RANK		LAST 10 GAMES		STRENGTH OF SCHEDULE		OPP. STRENGTH OF SCHEDULE		TEAM RPI		ADJ RPI		CONF. RPI		ADJ CONF. RPI	
DIV. I ONLY		25-1-0		.96154 1		9-1-0		194		3		8		.61873 8		2		2	
DIV. I NON-CONF.		17-0-0		1 1		1-0-0		211		5		7		.62218 7		2		2	
TOTALS		RPI 1-25		RPI 26-50		W-L RECORDS		RPI 51-100		RPI 101-150		RPI 150+							
25-1-0		2-1-0		4-0-0		OVERALL		6-0-0		4-0-0		9-0-0							
22-0-0		0-0-0		4-0-0		HOME		5-0-0		4-0-0		9-0-0							
3-1-0		2-1-0		0-0-0		AWAY		1-0-0		0-0-0		0-0-0							
0-0-0		0-0-0		0-0-0		NEUTRAL		0-0-0		0-0-0		0-0-0							
17-0-0		0-0-0		4-0-0		NON-CONFERENCE		6-0-0		1-0-0		6-0-0							
16-0-0		0-0-0		4-0-0		HOME		5-0-0		1-0-0		6-0-0							
1-0-0		0-0-0		0-0-		AWAY		1-0-0		0-0-0		0-0-0							
0-0-0		0-0-0		0-0-0		NEUTRAL		0-0-0		0-0-0		0-0-0							
8-1-0		2-1-0		0-0-0		CONFERENCE		0-0-0		3-0-0		3-0-0							
6-0-0		0-0-0		0-0-0		HOME		0-0-0		3-0-0		3-0-0							
2-1-0		2-1-0		0-0-0		AWAY		0-0-0		0-0-0		0-0-0							
0-0-0		0-0-0		0-0-0		NEUTRAL		0-0-0		0-0-0		0-0-0							
RPI	S	Opponent		Score		RPI	S	Opponent		Score		RPI	S	Opponent		Score			
18	A	Oregon		12 2		31	H	Pepperdine		4 3		57	H	Notre Dame		10 1			
18	A	Oregon		7 3		42	H	Xavier		8 3		57	H	Notre Dame		20 7			
18	A	Oregon		4 5		42	H	Xavier		11 6		57	H	Notre Dame		16 5			
						42	H	Xavier		12 0		66	H	San Diego		12 2			
												72	A	Cal St. Fullerton		6 4			
												95	H	California Baptist		15 9			

Non-Div. I Games:

Arizona St.

U
C
S
a
n
t
a
B
a
r
b
a
r
a

Tie, Loss, Non-Conf, S Site, H Home, A Away, N Neutral Page 9

Average RPI Win:		101	WON-LOST RECORD		WINNING PCT. RANK		LAST 10 GAMES		STRENGTH OF SCHEDULE		OPP. STRENGTH OF SCHEDULE		TEAM RPI		ADJ RPI		CONF. RPI		ADJ CONF. RPI					
DIV. I ONLY			19-9-0		.67857		47		6-4-0		8		73		10		.61356		10		1		1	
DIV. I NON-CONF.			13-6-0		.68421		60		1-1-0		73		78		55		.56373		55		1		1	
TOTALS		RPI 1-25		RPI 26-50				W-L RECORDS				RPI 51-100				RPI 101-150				RPI 150+				
19-9-0		1-5-0		2-1-0				OVERALL				10-1-0				1-2-0				5-0-0				
16-2-0		0-0-0		0-0-0				HOME				10-1-0				1-1-0				5-0-0				
3-7-0		1-5-0		2-1-0				AWAY				0-0-0				0-1-0				0-0-0				
0-0-0		0-0-0		0-0-0				NEUTRAL				0-0-0				0-0-0				0-0-0				
13-6-0		0-3-0		0-0-0				NON-CONFERENCE				7-1-0				1-2-0				5-0-0				
13-2-0		0-0-0		0-0-0				HOME				7-1-0				1-1-0				5-0-0				
0-4-0		0-3-0		0-0-				AWAY				0-0-0				0-1-0				0-0-0				
0-0-0		0-0-0		0-0-0				NEUTRAL				0-0-0				0-0-0				0-0-0				
6-3-0		1-2-0		2-1-0				CONFERENCE				3-0-0				0-0-0				0-0-0				
3-0-0		0-0-0		0-0-0				HOME				3-0-0				0-0-0				0-0-0				
3-3-0		1-2-0		2-1-0				AWAY				0-0-0				0-0-0				0-0-0				
0-0-0		0-0-0		0-0-0				NEUTRAL				0-0-0				0-0-0				0-0-0				
RPI	S	Opponent		Score		RPI	S	Opponent		Score		RPI	S	Opponent		Score		RPI	S	Opponent		Score		
17	A	Texas		1	8	28	A	Mississippi St.		5	6	58	H	Bryant		13	6	122	H	McNeese		0	2	
17	A	Texas		4	8	28	A	Mississippi St.		11	2	58	H	Bryant		17	8	146	H	Nicholls St.		5	4	
17	A	Texas		6	7	28	A	Mississippi St.		10	5	58	H	Bryant		4	3	148	A	Northwestern St.		1	3	
24	A	Georgia		1	0							64	H	Kentucky		2	1	152	H	La.-Monroe		12	7	
24	A	Georgia		0	2							64	H	Kentucky		16	4	184	H	Army West Point		6	5	
24	A	Georgia		7	9							64	H	Kentucky		7	2	207	H	Southern U.		17	4	
												68	H	California		5	4	229	H	Texas Southern		16	5	
												68	H	California		2	5	236	H	Holy Cross		9	2	
												68	H	California		4	3							
												84	H	Air Force		17	5							
												99	H	Southeastern La.		6	5							
LAST 10 GAMES																								
28	A	Mississippi St.		5	6	122	H	McNeese		0	2													
68	H	California		5	4	24	A	Georgia		7	9													
68	H	California		2	5	24	A	Georgia		0	2													
28	A	Mississippi St.		11	2	24	A	Georgia		1	0													
28	A	Mississippi St.		10	5	146	H	Nicholls St.		5	4													

Non-Div. I Games:

LSU

Average RPI Win:		103	WON-LOST RECORD		WINNING PCT. RANK		LAST 10 GAMES		STRENGTH OF SCHEDULE		OPP. STRENGTH OF SCHEDULE		TEAM RPI		ADJ RPI		CONF. RPI		ADJ CONF. RPI					
DIV. I ONLY			18-3-0		.85714		3		9-1-0		115		12		11		.6133		11		2		2	
DIV. I NON-CONF.			12-3-0		.8		22		3-1-0		18		12		4		.63856		4		2		2	
TOTALS		RPI 1-25		RPI 26-50		W-L RECORDS		RPI 51-100		RPI 101-150		RPI 150+												
18-3-0		3-1-0		1-0-0		OVERALL		3-1-0		8-1-0		3-0-0												
9-2-0		3-1-0		0-0-0		HOME		0-0-0		6-1-0		0-0-0												
6-1-0		0-0-0		0-0-0		AWAY		2-1-0		1-0-0		3-0-0												
3-0-0		0-0-0		1-0-0		NEUTRAL		1-0-0		1-0-0		0-0-0												
12-3-0		3-1-0		1-0-0		NON-CONFERENCE		3-1-0		5-1-0		0-0-0												
6-2-0		3-1-0		0-0-0		HOME		0-0-0		3-1-0		0-0-0												
3-1-0		0-0-0		0-0-		AWAY		2-1-0		1-0-0		0-0-0												
3-0-0		0-0-0		1-0-0		NEUTRAL		1-0-0		1-0-0		0-0-0												
6-0-0		0-0-0		0-0-0		CONFERENCE		0-0-0		3-0-0		3-0-0												
3-0-0		0-0-0		0-0-0		HOME		0-0-0		3-0-0		0-0-0												
3-0-0		0-0-0		0-0-0		AWAY		0-0-0		0-0-0		3-0-0												
0-0-0		0-0-0		0-0-0		NEUTRAL		0-0-0		0-0-0		0-0-0												
RPI	S	Opponent		Score		RPI	S	Opponent		Score		RPI	S	Opponent		Score								
17	H	Texas		0	4	31	N	Pepperdine		6	1	72	A	Cal St. Fullerton		4	3							
17	H	Texas		9	0							72	A	Cal St. Fullerton		5	6							
17	H	Texas		4	2							72	A	Cal St. Fullerton		8	1							
17	H	Texas		8	1							76	N	Wichita St.		5	4							
												102	H	San Francisco		8	3							
												105	N	Ball St.		2	1							
												121	A	Grand Canyon		14	4							
												126	H	Utah		7	4							
												126	H	Utah		7	3							
												126	H	Utah		7	6							
												130	H	UNLV		1	2							
												130	H	UNLV		6	5							
												130	H	UNLV		3	2							
												193	A	Washington St.		7	1							
												193	A	Washington St.		8	5							
												193	A	Washington St.		14	2							
LAST 10 GAMES																								
193 A Washington St.						14	2	126 H Utah						7	4									
193 A Washington St.						8	5	17 H Texas						9	0									
193 A Washington St.						7	1	17 H Texas						4	2									
126 H Utah						7	3	17 H Texas						8	1									
126 H Utah						7	6	17 H Texas						0	4									

Non-Div. I Games:

Stanford

NC State						Through Games Of 04/01/2019									
Average RPI Win: 140 Average RPI Loss: 100		WON-LOST RECORD	WINNING PCT. RANK	LAST 10 GAMES		STRENGTH OF SCHEDULE	OPP. STRENGTH OF SCHEDULE	TEAM RPI	ADJ RPI	CONF. RPI	ADJ CONF. RPI				
DIV. I ONLY		27-2-0	.93103	2	8-2-0	138	80	12	.61307	12	4	4			
DIV. I NON-CONF.		17-0-0	1	1	3-0-0	225	63	13	.60758	13	4	4			
TOTALS		RPI 1-25	RPI 26-50		W-L RECORDS		RPI 51-100		RPI 101-150		RPI 150+				
27-2-0		0-0-0	4-0-0		OVERALL		8-1-0		3-1-0		12-0-0				
16-2-0		0-0-0	0-0-0		HOME		6-1-0		2-1-0		8-0-0				
8-0-0		0-0-0	4-0-0		AWAY		2-0-0		0-0-0		2-0-0				
3-0-0		0-0-0	0-0-0		NEUTRAL		0-0-0		1-0-0		2-0-0				
17-0-0		0-0-0	1-0-0		NON-CONFERENCE		6-0-0		1-0-0		9-0-0				
9-0-0		0-0-0	0-0-0		HOME		4-0-0		0-0-0		5-0-0				
5-0-0		0-0-0	1-0-		AWAY		2-0-0		0-0-0		2-0-0				
3-0-0		0-0-0	0-0-0		NEUTRAL		0-0-0		1-0-0		2-0-0				
10-2-0		0-0-0	3-0-0		CONFERENCE		2-1-0		2-1-0		3-0-0				
7-2-0		0-0-0	0-0-0		HOME		2-1-0		2-1-0		3-0-0				
3-0-0		0-0-0	3-0-0		AWAY		0-0-0		0-0-0		0-0-0				
0-0-0		0-0-0	0-0-0		NEUTRAL		0-0-0		0-0-0		0-0-0				
RPI	S	Opponent	Score	RPI	S	Opponent	Score	RPI	S	Opponent	Score	RPI	S	Opponent	Score
				34	A	Coastal Caro.	7 6	54	H	Minnesota	5 4	108	H	Virginia	3 4
				37	A	Miami (FL)	7 6	54	H	Minnesota	8 4	108	H	Virginia	8 7
				37	A	Miami (FL)	6 4	54	H	Minnesota	3 2	108	H	Virginia	3 0
				37	A	Miami (FL)	6 3	71	A	Campbell	10 1	115	N	Kent St.	3 2
								81	A	Elon	5 0	167	N	Michigan St.	5 0
								81	H	Elon	21 2	181	N	N.C. A&T	12 3
								91	H	Florida St.	5 7	182	A	Charlotte	6 5
								91	H	Florida St.	16 0	219	H	Pittsburgh	6 5
								91	H	Florida St.	9 8	219	H	Pittsburgh	4 3
												219	H	Pittsburgh	21 3
												252	H	Bucknell	12 8
												252	H	Bucknell	14 2
												252	H	Bucknell	8 2
												253	H	George Mason	18 3
												264	H	Towson	11 1
												269	A	N.C. Central	11 10
LAST 10 GAMES															
				54	H	Minnesota	8 4	181	N	N.C. A&T	12 3				
				54	H	Minnesota	3 2	81	H	Elon	21 2				
				108	H	Virginia	8 7	37	A	Miami (FL)	6 4				
				108	H	Virginia	3 0	37	A	Miami (FL)	7 6				
				108	H	Virginia	3 4	37	A	Miami (FL)	6 3				

Non-Div. I Games:

NC State

Average RPI Win:		95	WON-LOST RECORD		WINNING PCT. RANK		LAST 10 GAMES		STRENGTH OF SCHEDULE		OPP. STRENGTH OF SCHEDULE		TEAM RPI		ADJ RPI		CONF. RPI		ADJ CONF. RPI	
Average RPI Loss:		66	17-9-0		.65385 58		7-3-0		45		8		13		.61054 13		5		5	
DIV. I ONLY			13-7-0		.65 74		3-1-0		55		23		21		.59866 21		5		5	
DIV. I NON-CONF.																				
TOTALS		RPI 1-25		RPI 26-50		W-L RECORDS		RPI 51-100		RPI 101-150		RPI 150+								
17-9-0		3-1-0		2-3-0		OVERALL		5-2-0		1-3-0		6-0-0								
2-0-0		0-0-0		0-0-0		HOME		1-0-0		0-0-0		1-0-0								
7-7-0		0-0-0		2-2-0		AWAY		4-2-0		1-3-0		0-0-0								
8-2-0		3-1-0		0-1-0		NEUTRAL		0-0-0		0-0-0		5-0-0								
13-7-0		3-1-0		0-2-0		NON-CONFERENCE		3-1-0		1-3-0		6-0-0								
2-0-0		0-0-0		0-0-0		HOME		1-0-0		0-0-0		1-0-0								
3-5-0		0-0-0		0-0-		AWAY		2-1-0		1-3-0		0-0-0								
8-2-0		3-1-0		0-1-0		NEUTRAL		0-0-0		0-0-0		5-0-0								
4-2-0		0-0-0		2-1-0		CONFERENCE		2-1-0		0-0-0		0-0-0								
0-0-0		0-0-0		0-0-0		HOME		0-0-0		0-0-0		0-0-0								
4-2-0		0-0-0		2-1-0		AWAY		2-1-0		0-0-0		0-0-0								
0-0-0		0-0-0		0-0-0		NEUTRAL		0-0-0		0-0-0		0-0-0								
RPI	S	Opponent		Score		RPI	S	Opponent		Score		RPI	S	Opponent		Score				
16	N	Illinois		7	4	34	A	Coastal Caro.		7	10	56	A	Texas St.		4	1			
19	N	Louisville		8	3	35	N	Indiana		6	9	56	A	Texas St.		8	4			
19	N	Louisville		3	2	38	A	UCF		3	1	56	A	Texas St.		3	5			
19	N	Louisville		2	12	38	A	UCF		10	0	61	H	Boston College		3	1			
						38	A	UCF		1	2	75	A	Houston		9	3			
												75	A	Houston		4	5			
												75	A	Houston		2	1			
												108	A	Virginia		3	6			
												167	N	Michigan St.		6	1			
												167	N	Michigan St.		9	3			
												167	N	Michigan St.		17	4			
												167	N	Michigan St.		10	6			
												218	H	Hartford		12	4			
				LAST 10 GAMES																
				167	N	Michigan St.		9	3	75	A	Houston		9	3					
				38	A	UCF		10	0	75	A	Houston		4	5					
				38	A	UCF		3	1	75	A	Houston		2	1					
				38	A	UCF		1	2	108	A	Virginia		3	6					
				61	H	Boston College		3	1	167	N	Michigan St.		6	1					

Non-Div. I Games:

UConn

Non-Div. I Games:

Texas A&M

Average RPI Win: 107		WON-LOST	WINNING	LAST 10	STRENGTH OF		OPP. STRENGTH	TEAM	ADJ	CONF.	ADJ CONF.
Average RPI Loss: 66		RECORD	PCT. RANK	GAMES	SCHEDULE		OF SCHEDULE	RPI	RPI	RPI	RPI
DIV. I ONLY		22-6-0	.78571	11	62		11	15	.60637	15	4
DIV. I NON-CONF.		13-3-0	.8125	17	135		30	30	.58476	30	4
TOTALS		RPI 1-25	RPI 26-50		W-L RECORDS		RPI 51-100		RPI 101-150		RPI 150+
22-6-0		3-0-0	4-0-0		OVERALL		7-6-0		2-0-0		6-0-0
13-4-0		3-0-0	1-0-0		HOME		4-4-0		1-0-0		4-0-0
7-2-0		0-0-0	3-0-0		AWAY		2-2-0		0-0-0		2-0-0
2-0-0		0-0-0	0-0-0		NEUTRAL		1-0-0		1-0-0		0-0-0
13-3-0		0-0-0	1-0-0		NON-CONFERENCE		4-3-0		2-0-0		6-0-0
9-2-0		0-0-0	1-0-0		HOME		3-2-0		1-0-0		4-0-0
2-1-0		0-0-0	0-0-		AWAY		0-1-0		0-0-0		2-0-0
2-0-0		0-0-0	0-0-0		NEUTRAL		1-0-0		1-0-0		0-0-0
9-3-0		3-0-0	3-0-0		CONFERENCE		3-3-0		0-0-0		0-0-0
4-2-0		3-0-0	0-0-0		HOME		1-2-0		0-0-0		0-0-0
5-1-0		0-0-0	3-0-0		AWAY		2-1-0		0-0-0		0-0-0
0-0-0		0-0-0	0-0-0		NEUTRAL		0-0-0		0-0-0		0-0-0
RPI S	Opponent	Score	RPI S	Opponent	Score	RPI S	Opponent	Score	RPI S	Opponent	Score
22 H	North Carolina	3 2	34 H	Coastal Caro.	8 5	57 H	Notre Dame	2 4	116 H	Col. of Charleston	13 1
22 H	North Carolina	5 4	43 A	Virginia Tech	14 1	57 H	Notre Dame	5 1	116 N	Col. of Charleston	4 1
22 H	North Carolina	17 3	43 A	Virginia Tech	12 9	57 H	Notre Dame	2 9	179 A	Furman	3 1
			43 A	Virginia Tech	6 4	61 A	Boston College	9 5	182 A	Charlotte	8 5
						61 A	Boston College	8 1	182 H	Charlotte	7 6
						61 A	Boston College	2 3	273 H	VMI	8 2
						62 A	South Carolina	3 14	273 H	VMI	8 6
						62 H	South Carolina	4 5	273 H	VMI	11 6
						62 N	South Carolina	11 5			
						89 H	ETSU	14 3			
						98 H	South Alabama	3 4			
						98 H	South Alabama	7 2			
						98 H	South Alabama	6 2			
LAST 10 GAMES											
	22 H	North Carolina	17	3		43 A	Virginia Tech	12	9		
	22 H	North Carolina	3	2		43 A	Virginia Tech	14	1		
	182 H	Charlotte	7	6		43 A	Virginia Tech	6	4		
	98 H	South Alabama	3	4		182 A	Charlotte	8	5		
	98 H	South Alabama	7	2		61 A	Boston College	2	3		

Non-Div. I Games:

Clemson

Average RPI Win: 126		WON-LOST	WINNING	LAST 10	STRENGTH OF		OPP. STRENGTH	TEAM	ADJ	CONF.	ADJ CONF.
Average RPI Loss: 74		RECORD	PCT. RANK	GAMES	SCHEDULE		OF SCHEDULE	RPI	RPI	RPI	RPI
DIV. I ONLY		17-8-0	.68	43	5-5-0		38	111	16	.6053	16
DIV. I NON-CONF.		17-5-0	.77273	31	5-2-0		35	130	5	.62616	5
TOTALS		RPI 1-25	RPI 26-50		W-L RECORDS		RPI 51-100		RPI 101-150		RPI 150+
17-8-0		0-1-0	3-2-0		OVERALL		4-3-0		6-0-0		4-2-0
6-0-0		0-0-0	3-0-0		HOME		0-0-0		3-0-0		0-0-0
8-6-0		0-0-0	0-2-0		AWAY		4-3-0		3-0-0		1-1-0
3-2-0		0-1-0	0-0-0		NEUTRAL		0-0-0		0-0-0		3-1-0
17-5-0		0-1-0	3-2-0		NON-CONFERENCE		4-0-0		6-0-0		4-2-0
6-0-0		0-0-0	3-0-0		HOME		0-0-0		3-0-0		0-0-0
8-3-0		0-0-0	0-0-		AWAY		4-0-0		3-0-0		1-1-0
3-2-0		0-1-0	0-0-0		NEUTRAL		0-0-0		0-0-0		3-1-0
0-3-0		0-0-0	0-0-0		CONFERENCE		0-3-0		0-0-0		0-0-0
0-0-0		0-0-0	0-0-0		HOME		0-0-0		0-0-0		0-0-0
0-3-0		0-0-0	0-0-0		AWAY		0-3-0		0-0-0		0-0-0
0-0-0		0-0-0	0-0-0		NEUTRAL		0-0-0		0-0-0		0-0-0
RPI S	Opponent	Score	RPI S	Opponent	Score	RPI S	Opponent	Score	RPI S	Opponent	Score
13 N	UConn	4 7	34 A	Coastal Caro.	3 11	51 A	Iowa	4 8	121 A	Grand Canyon	5 2
			36 A	Indiana St.	1 3	51 A	Iowa	1 3	121 A	Grand Canyon	9 2
			48 H	Illinois St.	12 1	51 A	Iowa	1 2	121 A	Grand Canyon	6 3
			48 H	Illinois St.	14 3	94 A	Fla. Atlantic	5 3	127 H	Southern Ill.	5 4
			48 H	Illinois St.	4 2	94 A	Fla. Atlantic	7 6	127 H	Southern Ill.	5 4
						94 A	Fla. Atlantic	11 10	127 H	Southern Ill.	14 5
						100 A	Wake Forest	5 2	154 N	Northeastern	5 4
									154 N	Northeastern	1 8
									200 A	Saint Louis	4 1
									200 A	Saint Louis	3 8
									244 N	Sacred Heart	4 0
									278 N	Georgetown	11 3
LAST 10 GAMES											
			127 H	Southern Ill.	5 4	48 H	Illinois St.	12 1			
			51 A	Iowa	1 3	48 H	Illinois St.	4 2			
			51 A	Iowa	1 2	48 H	Illinois St.	14 3			
			51 A	Iowa	4 8	200 A	Saint Louis	3 8			
			36 A	Indiana St.	1 3	200 A	Saint Louis	4 1			

Non-Div. I Games:

Illinois

Average RPI Win:		71	WON-LOST RECORD		WINNING PCT. RANK		LAST 10 GAMES		STRENGTH OF SCHEDULE		OPP. STRENGTH OF SCHEDULE		TEAM RPI		ADJ RPI		CONF. RPI		ADJ CONF. RPI					
DIV. I ONLY			20-11-0		.64516		62		6-4-0		15		7		17		.60509		17		3		3	
DIV. I NON-CONF.			17-8-0		.68		64		4-2-0		37		6		19		.60104		19		3		3	
TOTALS		RPI 1-25		RPI 26-50		W-L RECORDS		RPI 51-100		RPI 101-150		RPI 150+												
20-11-0		7-5-0		4-0-0		OVERALL		1-3-0		7-2-0		1-1-0												
15-4-0		6-2-0		4-0-0		HOME		0-0-0		4-1-0		1-1-0												
5-7-0		1-3-0		0-0-0		AWAY		1-3-0		3-1-0		0-0-0												
0-0-0		0-0-0		0-0-0		NEUTRAL		0-0-0		0-0-0		0-0-0												
17-8-0		5-4-0		4-0-0		NON-CONFERENCE		0-1-0		7-2-0		1-1-0												
13-3-0		4-1-0		4-0-0		HOME		0-0-0		4-1-0		1-1-0												
4-5-0		1-3-0		0-0-		AWAY		0-1-0		3-1-0		0-0-0												
0-0-0		0-0-0		0-0-0		NEUTRAL		0-0-0		0-0-0		0-0-0												
3-3-0		2-1-0		0-0-0		CONFERENCE		1-2-0		0-0-0		0-0-0												
2-1-0		2-1-0		0-0-0		HOME		0-0-0		0-0-0		0-0-0												
1-2-0		0-0-0		0-0-0		AWAY		1-2-0		0-0-0		0-0-0												
0-0-0		0-0-0		0-0-0		NEUTRAL		0-0-0		0-0-0		0-0-0												
RPI	S	Opponent		Score		RPI	S	Opponent		Score		RPI	S	Opponent		Score								
5	H	Arkansas		4	11	41	H	Sam Houston St.		10	3	83	A	Incarnate Word		2	3	106	H	UTRGV		4	3	
5	H	Arkansas		7	6	42	H	Xavier		6	5	85	A	TCU		8	12	117	A	Rice		11	4	
6	H	Texas Tech		4	3	42	H	Xavier		6	5	85	A	TCU		2	3	124	A	Louisiana		6	8	
6	H	Texas Tech		0	3	42	H	Xavier		6	5	85	A	TCU		13	1	124	A	Louisiana		6	5	
6	H	Texas Tech		4	3													124	A	Louisiana		3	1	
10	H	LSU		8	1													136	H	Purdue		3	0	
10	H	LSU		8	4													136	H	Purdue		0	4	
10	H	LSU		7	6													136	H	Purdue		7	2	
11	A	Stanford		0	9													136	H	Purdue		13	6	
11	A	Stanford		1	8													151	H	UTSA		7	10	
11	A	Stanford		4	0													229	H	Texas Southern		17	3	
11	A	Stanford		2	4																			
						LAST 10 GAMES																		
						136	H	Purdue		0	4	85	A	TCU		8	12							
						42	H	Xavier		6	5	85	A	TCU		13	1							
						42	H	Xavier		6	5	85	A	TCU		2	3							
						42	H	Xavier		6	5	5	H	Arkansas		7	6							
						83	A	Incarnate Word		2	3	5	H	Arkansas		4	11							

Non-Div. I Games:

Texas

Average RPI Win: 109		WON-LOST	WINNING	LAST 10	STRENGTH OF		OPP. STRENGTH	TEAM	ADJ		CONF.	ADJ CONF.			
Average RPI Loss: 43		RECORD	PCT. RANK	GAMES	SCHEDULE		OF SCHEDULE	RPI	RPI		RPI	RPI			
DIV. I ONLY		16-10-0	.61538	84	6-4-0		11	38	18	.60475	18	2	2		
DIV. I NON-CONF.		11-5-0	.6875	57	1-1-0		27	35	8	.62205	8	2	2		
TOTALS		RPI 1-25	RPI 26-50		W-L RECORDS		RPI 51-100		RPI 101-150		RPI 150+				
16-10-0		2-5-0	1-3-0		OVERALL		6-1-0		3-0-0		4-1-0				
8-4-0		1-2-0	1-2-0		HOME		6-0-0		0-0-0		0-0-0				
8-6-0		1-3-0	0-1-0		AWAY		0-1-0		3-0-0		4-1-0				
0-0-0		0-0-0	0-0-0		NEUTRAL		0-0-0		0-0-0		0-0-0				
11-5-0		1-2-0	0-1-0		NON-CONFERENCE		6-1-0		0-0-0		4-1-0				
6-0-0		0-0-0	0-0-0		HOME		6-0-0		0-0-0		0-0-0				
5-5-0		1-2-0	0-0-		AWAY		0-1-0		0-0-0		4-1-0				
0-0-0		0-0-0	0-0-0		NEUTRAL		0-0-0		0-0-0		0-0-0				
5-5-0		1-3-0	1-2-0		CONFERENCE		0-0-0		3-0-0		0-0-0				
2-4-0		1-2-0	1-2-0		HOME		0-0-0		0-0-0		0-0-0				
3-1-0		0-1-0	0-0-0		AWAY		0-0-0		3-0-0		0-0-0				
0-0-0		0-0-0	0-0-0		NEUTRAL		0-0-0		0-0-0		0-0-0				
RPI S	Opponent	Score		RPI S	Opponent	Score		RPI S	Opponent	Score		RPI S	Opponent	Score	
1 A	Oregon St.	6	7	40 A	BYU	3	7	67 H	Loyola Marymount	4	3	126 A	Utah	9	4
6 A	Texas Tech	11	12	45 H	Washington	1	0	67 H	Loyola Marymount	7	6	126 A	Utah	6	3
6 A	Texas Tech	4	6	45 H	Washington	3	9	67 H	Loyola Marymount	6	0	126 A	Utah	9	6
6 A	Texas Tech	9	4	45 H	Washington	3	19	77 A	Portland	3	5	198 A	Hawaii	4	3
8 H	Arizona St.	3	7					86 H	Saint Mary's (CA)	5	4	198 A	Hawaii	3	1
8 H	Arizona St.	2	12					86 H	Saint Mary's (CA)	6	2	198 A	Hawaii	6	7
8 H	Arizona St.	5	4					86 H	Saint Mary's (CA)	3	2	198 A	Hawaii	8	7
												260 A	Utah Valley	12	9
LAST 10 GAMES															
126 A	Utah	9	6	40 A	BYU	3	7								
126 A	Utah	6	3	8 H	Arizona St.	3	7								
86 H	Saint Mary's (CA)	5	4	8 H	Arizona St.	5	4								
126 A	Utah	9	4	8 H	Arizona St.	2	12								
260 A	Utah Valley	12	9	45 H	Washington	1	0								

Non-Div. I Games:

Oregon

Average RPI Win: 122		WON-LOST	WINNING	LAST 10	STRENGTH OF		OPP. STRENGTH	TEAM	ADJ	CONF.	ADJ CONF.
Average RPI Loss: 31		RECORD	PCT. RANK	GAMES	SCHEDULE		OF SCHEDULE	RPI	RPI	RPI	RPI
DIV. I ONLY		22-6-0	.78571	11	8-2-0		37	59	19	.60445	19
DIV. I NON-CONF.		13-3-0	.8125	17	2-0-0		46	143	17	.60404	17
TOTALS		RPI 1-25	RPI 26-50		W-L RECORDS		RPI 51-100		RPI 101-150		RPI 150+
22-6-0		1-2-0	3-3-0		OVERALL		8-1-0		2-0-0		8-0-0
17-4-0		0-0-0	3-3-0		HOME		5-1-0		2-0-0		7-0-0
4-0-0		0-0-0	0-0-0		AWAY		3-0-0		0-0-0		1-0-0
1-2-0		1-2-0	0-0-0		NEUTRAL		0-0-0		0-0-0		0-0-0
13-3-0		1-2-0	2-1-0		NON-CONFERENCE		0-0-0		2-0-0		8-0-0
11-1-0		0-0-0	2-1-0		HOME		0-0-0		2-0-0		7-0-0
1-0-0		0-0-0	0-0-		AWAY		0-0-0		0-0-0		1-0-0
1-2-0		1-2-0	0-0-0		NEUTRAL		0-0-0		0-0-0		0-0-0
9-3-0		0-0-0	1-2-0		CONFERENCE		8-1-0		0-0-0		0-0-0
6-3-0		0-0-0	1-2-0		HOME		5-1-0		0-0-0		0-0-0
3-0-0		0-0-0	0-0-0		AWAY		3-0-0		0-0-0		0-0-0
0-0-0		0-0-0	0-0-0		NEUTRAL		0-0-0		0-0-0		0-0-0
RPI S	Opponent	Score		RPI S	Opponent	Score		RPI S	Opponent	Score	
13 N	UConn	2	3	29 H	Georgia Tech	1	3	61 H	Boston College	4	0
13 N	UConn	3	8	29 H	Georgia Tech	0	4	61 H	Boston College	11	4
13 N	UConn	12	2	29 H	Georgia Tech	5	4	61 H	Boston College	4	6
				30 H	Ole Miss	4	3	88 A	Duke	8	3
				30 H	Ole Miss	10	8	88 A	Duke	2	1
				42 H	Xavier	4	5	88 A	Duke	8	6
								100 H	Wake Forest	6	1
								100 H	Wake Forest	10	7
								100 H	Wake Forest	5	4
				LAST 10 GAMES							
				100 H	Wake Forest	10	7	230 H	Brown	7	0
				100 H	Wake Forest	6	1	215 H	Eastern Ky.	5	1
				172 H	James Madison	11	1	100 H	Wake Forest	5	4
				172 H	James Madison	1	0	150 H	Miami (OH)	6	1
				230 H	Brown	5	4	29 H	Georgia Tech	5	4

Non-Div. I Games:

Louisville

Average RPI Win: 98		WON-LOST	WINNING	LAST 10	STRENGTH OF		OPP. STRENGTH	TEAM	ADJ	CONF.	ADJ CONF.
Average RPI Loss: 65		RECORD	PCT. RANK	GAMES	SCHEDULE		OF SCHEDULE	RPI	RPI	RPI	RPI
DIV. I ONLY		18-8-0	.69231	39	7-3-0		19	68	20	.60362	20
DIV. I NON-CONF.		12-7-0	.63158	80	1-2-0		22	57	31	.5837	31
TOTALS		RPI 1-25	RPI 26-50		W-L RECORDS		RPI 51-100		RPI 101-150		RPI 150+
18-8-0	0-1-0	1-1-0		OVERALL		11-5-0		5-1-0		1-0-0	
12-4-0	0-0-0	1-0-0		HOME		7-4-0		3-0-0		1-0-0	
5-4-0	0-1-0	0-1-0		AWAY		3-1-0		2-1-0		0-0-0	
1-0-0	0-0-0	0-0-0		NEUTRAL		1-0-0		0-0-0		0-0-0	
12-7-0	0-1-0	0-1-0		NON-CONFERENCE		9-4-0		2-1-0		1-0-0	
8-4-0	0-0-0	0-0-0		HOME		7-4-0		0-0-0		1-0-0	
3-3-0	0-1-0	0-0-		AWAY		1-0-0		2-1-0		0-0-0	
1-0-0	0-0-0	0-0-0		NEUTRAL		1-0-0		0-0-0		0-0-0	
6-1-0	0-0-0	1-0-0		CONFERENCE		2-1-0		3-0-0		0-0-0	
4-0-0	0-0-0	1-0-0		HOME		0-0-0		3-0-0		0-0-0	
2-1-0	0-0-0	0-0-0		AWAY		2-1-0		0-0-0		0-0-0	
0-0-0	0-0-0	0-0-0		NEUTRAL		0-0-0		0-0-0		0-0-0	
RPI S	Opponent	Score		RPI S	Opponent	Score		RPI S	Opponent	Score	
2 A	UCLA	3	6	26 H	Oklahoma	6	5	51 H	Iowa	5	4
				39 A	DBU	5	7	51 H	Iowa	4	5
								51 H	Iowa	2	3
								70 N	Michigan	3	2
								76 H	Wichita St.	10	7
								85 A	TCU	4	7
								85 A	TCU	9	8
								85 A	TCU	7	6
								90 H	Wright St.	4	5
								90 H	Wright St.	4	0
								90 H	Wright St.	17	5
								93 A	Southern California	11	6
								96 H	Missouri St.	13	2
								99 H	Southeastern La.	5	1
								99 H	Southeastern La.	3	5
								99 H	Southeastern La.	9	0
LAST 10 GAMES											
				85 A	TCU	9	8	137 H	Kansas St.	5	4
				85 A	TCU	7	6	137 H	Kansas St.	11	4
				85 A	TCU	4	7	39 A	DBU	5	7
				26 H	Oklahoma	6	5	99 H	Southeastern La.	3	5
				137 H	Kansas St.	8	4	99 H	Southeastern La.	5	1

Non-Div. I Games:

Oklahoma St.

Average RPI Win:		119	WON-LOST RECORD		WINNING PCT. RANK	LAST 10 GAMES		STRENGTH OF SCHEDULE		OPP. STRENGTH OF SCHEDULE	TEAM RPI	ADJ RPI	CONF. RPI	ADJ CONF. RPI
Average RPI Loss:		65												
DIV. I ONLY			16-11-0		.59259	93		20		70	21	.6016	21	3
DIV. I NON-CONF.			14-7-0		.66667	66		57		47	16	.6041	16	3
TOTALS		RPI 1-25	RPI 26-50		W-L RECORDS		RPI 51-100		RPI 101-150		RPI 150+			
16-11-0		1-2-0	4-3-0		OVERALL		2-4-0		4-1-0		5-1-0			
8-1-0		0-0-0	2-1-0		HOME		0-0-0		3-0-0		3-0-0			
8-10-0		1-2-0	2-2-0		AWAY		2-4-0		1-1-0		2-1-0			
0-0-0		0-0-0	0-0-0		NEUTRAL		0-0-0		0-0-0		0-0-0			
14-7-0		1-2-0	2-2-0		NON-CONFERENCE		2-1-0		4-1-0		5-1-0			
6-0-0		0-0-0	0-0-0		HOME		0-0-0		3-0-0		3-0-0			
8-7-0		1-2-0	2-0-		AWAY		2-1-0		1-1-0		2-1-0			
0-0-0		0-0-0	0-0-0		NEUTRAL		0-0-0		0-0-0		0-0-0			
2-4-0		0-0-0	2-1-0		CONFERENCE		0-3-0		0-0-0		0-0-0			
2-1-0		0-0-0	2-1-0		HOME		0-0-0		0-0-0		0-0-0			
0-3-0		0-0-0	0-0-0		AWAY		0-3-0		0-0-0		0-0-0			
0-0-0		0-0-0	0-0-0		NEUTRAL		0-0-0		0-0-0		0-0-0			
RPI	S	Opponent	Score		RPI	S	Opponent	Score		RPI	S	Opponent	Score	
1	A	Oregon St.	2	9	26	H	Oklahoma	12	4	65	A	Baylor	0	12
1	A	Oregon St.	2	0	26	H	Oklahoma	1	2	65	A	Baylor	5	6
1	A	Oregon St.	2	4	26	H	Oklahoma	5	1	65	A	Baylor	4	10
					29	A	Georgia Tech	4	5	74	A	Ga. Southern	3	1
					49	A	William & Mary	4	6	74	A	Ga. Southern	5	1
					49	A	William & Mary	9	1	74	A	Ga. Southern	0	1
					49	A	William & Mary	12	2					
LAST 10 GAMES														
					264	H	Towson	8	3	26	H	Oklahoma	1	2
					74	A	Ga. Southern	3	1	201	A	Marshall	15	3
					190	H	Canisius	5	4	65	A	Baylor	4	10
					26	H	Oklahoma	5	1	65	A	Baylor	0	12
					26	H	Oklahoma	12	4	65	A	Baylor	5	6

Non-Div. I Games:

West Virginia

Average RPI Win:	119	WON-LOST RECORD	WINNING PCT. RANK	LAST 10 GAMES	STRENGTH OF SCHEDULE	OPP. STRENGTH OF SCHEDULE	TEAM RPI	ADJ RPI	CONF. RPI	ADJ CONF. RPI		
DIV. I ONLY		22-7-0	.75862	23	8-2-0	64	14	22	.60141	22	4	4
DIV. I NON-CONF.		15-2-0	.88235	8	1-1-0	180	41	27	.58882	27	4	4
<hr/>												
TOTALS	RPI 1-25	RPI 26-50		W-L RECORDS		RPI 51-100		RPI 101-150		RPI 150+		
22-7-0	0-3-0	7-2-0		OVERALL		4-2-0		4-0-0		7-0-0		
19-2-0	0-0-0	5-1-0		HOME		4-1-0		4-0-0		6-0-0		
3-5-0	0-3-0	2-1-0		AWAY		0-1-0		0-0-0		1-0-0		
0-0-0	0-0-0	0-0-0		NEUTRAL		0-0-0		0-0-0		0-0-0		
15-2-0	0-0-0	3-0-0		NON-CONFERENCE		1-2-0		4-0-0		7-0-0		
14-1-0	0-0-0	3-0-0		HOME		1-1-0		4-0-0		6-0-0		
1-1-0	0-0-0	0-0-		AWAY		0-1-0		0-0-0		1-0-0		
0-0-0	0-0-0	0-0-0		NEUTRAL		0-0-0		0-0-0		0-0-0		
7-5-0	0-3-0	4-2-0		CONFERENCE		3-0-0		0-0-0		0-0-0		
5-1-0	0-0-0	2-1-0		HOME		3-0-0		0-0-0		0-0-0		
2-4-0	0-3-0	2-1-0		AWAY		0-0-0		0-0-0		0-0-0		
0-0-0	0-0-0	0-0-0		NEUTRAL		0-0-0		0-0-0		0-0-0		
RPI	S	Opponent	Score	RPI	S	Opponent	Score	RPI	S	Opponent	Score	
15	A	Clemson	2 3	37	H	Miami (FL)	9 3	71	H	Campbell	4 2	
15	A	Clemson	4 5	37	H	Miami (FL)	8 5	73	H	VCU	8 11	
15	A	Clemson	3 17	37	H	Miami (FL)	4 6	78	A	Liberty	0 2	
				42	H	Xavier	14 3	88	H	Duke	16 6	
				42	H	Xavier	8 3	88	H	Duke	1 0	
				42	H	Xavier	12 3	88	H	Duke	8 7	
				43	A	Virginia Tech	1 4					
				43	A	Virginia Tech	5 2					
				43	A	Virginia Tech	7 5					
				LAST 10 GAMES								
				15	A	Clemson	3 17	88	H	Duke	1 0	
				15	A	Clemson	2 3	71	H	Campbell	4 2	
				199	H	UMass Lowell	14 7	43	A	Virginia Tech	5 2	
				88	H	Duke	16 6	43	A	Virginia Tech	7 5	
				88	H	Duke	8 7	43	A	Virginia Tech	1 4	

Non-Div. I Games:

North Carolina

Average RPI Win:	113	WON-LOST RECORD	WINNING PCT. RANK	LAST 10 GAMES	STRENGTH OF SCHEDULE	OPP. STRENGTH OF SCHEDULE	TEAM RPI	ADJ RPI	CONF. RPI	ADJ CONF. RPI					
DIV. I ONLY		21-6-0	.77778	19	9-1-0	66	42	23	.60124	23	5	5			
DIV. I NON-CONF.		15-6-0	.71429	49	3-1-0	93	95	47	.56999	47	5	5			
<hr/>															
TOTALS	RPI 1-25	RPI 26-50		W-L RECORDS		RPI 51-100		RPI 101-150		RPI 150+					
21-6-0	0-0-0	4-1-0		OVERALL		4-4-0		11-0-0		2-1-0					
14-3-0	0-0-0	3-0-0		HOME		4-2-0		5-0-0		2-1-0					
7-3-0	0-0-0	1-1-0		AWAY		0-2-0		6-0-0		0-0-0					
0-0-0	0-0-0	0-0-0		NEUTRAL		0-0-0		0-0-0		0-0-0					
<hr/>															
15-6-0	0-0-0	1-1-0		NON-CONFERENCE		4-4-0		8-0-0		2-1-0					
11-3-0	0-0-0	0-0-0		HOME		4-2-0		5-0-0		2-1-0					
4-3-0	0-0-0	1-0-		AWAY		0-2-0		3-0-0		0-0-0					
0-0-0	0-0-0	0-0-0		NEUTRAL		0-0-0		0-0-0		0-0-0					
<hr/>															
6-0-0	0-0-0	3-0-0		CONFERENCE		0-0-0		3-0-0		0-0-0					
3-0-0	0-0-0	3-0-0		HOME		0-0-0		0-0-0		0-0-0					
3-0-0	0-0-0	0-0-0		AWAY		0-0-0		3-0-0		0-0-0					
0-0-0	0-0-0	0-0-0		NEUTRAL		0-0-0		0-0-0		0-0-0					
<hr/>															
RPI	S	Opponent	Score	RPI	S	Opponent	Score	RPI	S	Opponent	Score	RPI	S	Opponent	Score
				28	A	Mississippi St.	1 4	71	A	Campbell	6 7	110	H	Western Caro.	12 6
				30	A	Ole Miss	3 2	81	H	Elon	5 3	119	A	Maryland	3 0
				38	H	UCF	7 4	84	H	Air Force	2 3	119	A	Maryland	2 1
				38	H	UCF	6 5	87	H	Marist	5 0	119	A	Maryland	9 0
				38	H	UCF	13 8	87	H	Marist	4 3	126	H	Utah	7 6
								87	H	Marist	10 5	134	A	South Fla.	13 7
								88	A	Duke	2 7	134	A	South Fla.	5 1
								90	H	Wright St.	4 12	134	A	South Fla.	4 0
												141	H	Radford	4 3
												141	H	Radford	15 9
												141	H	Radford	6 2
												231	H	Monmouth	3 1
												231	H	Monmouth	5 8
												231	H	Monmouth	10 0
<hr/>															
LAST 10 GAMES															
				141	H	Radford	15 9	38	H	UCF	6 5				
				141	H	Radford	6 2	38	H	UCF	7 4				
				134	A	South Fla.	5 1	38	H	UCF	13 8				
				134	A	South Fla.	13 7	119	A	Maryland	3 0				
				134	A	South Fla.	4 0	119	A	Maryland	2 1				

Non-Div. I Games:

East Carolina

Average RPI Win: 138		WON-LOST RECORD		WINNING PCT. RANK		LAST 10 GAMES		STRENGTH OF SCHEDULE		OPP. STRENGTH OF SCHEDULE		TEAM RPI		ADJ RPI		CONF. RPI		ADJ CONF. RPI					
Average RPI Loss: 82																							
DIV. I ONLY		23-5-0		.82143 6		7-3-0		121		39		24		.60081 24		1 1							
DIV. I NON-CONF.		16-3-0		.84211 9		1-1-0		219		119		56		.56272 56		1 1							
TOTALS		RPI 1-25		RPI 26-50		W-L RECORDS		RPI 51-100				RPI 101-150		RPI 150+									
23-5-0		2-1-0		0-1-0		OVERALL		7-2-0				0-0-0		14-1-0									
15-2-0		2-1-0		0-0-0		HOME		0-0-0				0-0-0		13-1-0									
8-3-0		0-0-0		0-1-0		AWAY		7-2-0				0-0-0		1-0-0									
0-0-0		0-0-0		0-0-0		NEUTRAL		0-0-0				0-0-0		0-0-0									
16-3-0		0-0-0		0-1-0		NON-CONFERENCE		2-1-0				0-0-0		14-1-0									
13-1-0		0-0-0		0-0-0		HOME		0-0-0				0-0-0		13-1-0									
3-2-0		0-0-0		0-0-		AWAY		2-1-0				0-0-0		1-0-0									
0-0-0		0-0-0		0-0-0		NEUTRAL		0-0-0				0-0-0		0-0-0									
7-2-0		2-1-0		0-0-0		CONFERENCE		5-1-0				0-0-0		0-0-0									
2-1-0		2-1-0		0-0-0		HOME		0-0-0				0-0-0		0-0-0									
5-1-0		0-0-0		0-0-0		AWAY		5-1-0				0-0-0		0-0-0									
0-0-0		0-0-0		0-0-0		NEUTRAL		0-0-0				0-0-0		0-0-0									
RPI	S	Opponent		Score		RPI	S	Opponent		Score		RPI	S	Opponent		Score		RPI	S	Opponent		Score	
10	H	LSU		0 1		29	A	Georgia Tech		2 11		62	A	South Carolina		8 7		155	H	Dayton		10 7	
10	H	LSU		9 7								62	A	South Carolina		4 2		155	H	Dayton		5 1	
10	H	LSU		2 0								62	A	South Carolina		6 1		155	H	Dayton		13 1	
												64	A	Kentucky		7 3		177	H	Presbyterian		17 0	
												64	A	Kentucky		10 8		177	H	Presbyterian		8 1	
												64	A	Kentucky		0 5		177	H	Presbyterian		7 6	
												74	A	Ga. Southern		7 10		197	H	Jacksonville St.		5 1	
												74	A	Ga. Southern		4 2		199	H	UMass Lowell		12 5	
												74	A	Ga. Southern		3 1		199	H	UMass Lowell		6 2	
																		199	H	UMass Lowell		13 5	
																		214	A	Georgia St.		6 3	
																		214	H	Georgia St.		11 1	
																		228	H	Kennesaw St.		11 1	
																		235	H	LIU Brooklyn		0 1	
																		250	H	Alabama St.		11 3	
LAST 10 GAMES																							
74	A	Ga. Southern		4 2		10	H	LSU		9 7													
64	A	Kentucky		10 8		10	H	LSU		2 0													
64	A	Kentucky		0 5		10	H	LSU		0 1													
64	A	Kentucky		7 3		214	H	Georgia St.		11 1													
29	A	Georgia Tech		2 11		62	A	South Carolina		4 2													

Non-Div. I Games:

Georgia

Average RPI Win: 120		WON-LOST	WINNING	LAST 10	STRENGTH OF		OPP. STRENGTH	TEAM	ADJ	CONF.	ADJ CONF.
Average RPI Loss: 60		RECORD	PCT. RANK	GAMES	SCHEDULE		OF SCHEDULE	RPI	RPI	RPI	RPI
DIV. I ONLY		14-6-0	.7	37	7-3-0		95	53	25	.59436	25
DIV. I NON-CONF.		14-6-0	.7	52	7-3-0		90	44	23	.59436	23
TOTALS		RPI 1-25	RPI 26-50		W-L RECORDS		RPI 51-100		RPI 101-150		RPI 150+
14-6-0		0-0-0	3-1-0		OVERALL		2-5-0		4-0-0		5-0-0
3-1-0		0-0-0	3-1-0		HOME		0-0-0		0-0-0		0-0-0
10-4-0		0-0-0	0-0-0		AWAY		1-4-0		4-0-0		5-0-0
1-1-0		0-0-0	0-0-0		NEUTRAL		1-1-0		0-0-0		0-0-0
14-6-0		0-0-0	3-1-0		NON-CONFERENCE		2-5-0		4-0-0		5-0-0
3-1-0		0-0-0	3-1-0		HOME		0-0-0		0-0-0		0-0-0
10-4-0		0-0-0	0-0-		AWAY		1-4-0		4-0-0		5-0-0
1-1-0		0-0-0	0-0-0		NEUTRAL		1-1-0		0-0-0		0-0-0
0-0-0		0-0-0	0-0-0		CONFERENCE		0-0-0		0-0-0		0-0-0
0-0-0		0-0-0	0-0-0		HOME		0-0-0		0-0-0		0-0-0
0-0-0		0-0-0	0-0-0		AWAY		0-0-0		0-0-0		0-0-0
0-0-0		0-0-0	0-0-0		NEUTRAL		0-0-0		0-0-0		0-0-0
RPI S	Opponent	Score	RPI S	Opponent	Score	RPI S	Opponent	Score	RPI S	Opponent	Score
			46 H	Nebraska	3 6	52 A	Evansville	0 11	119 A	Maryland	5 3
			48 H	Illinois St.	7 3	52 A	Evansville	10 4	119 A	Maryland	8 6
			48 H	Illinois St.	8 7	52 A	Evansville	1 7	119 A	Maryland	3 2
			48 H	Illinois St.	17 3	56 N	Texas St.	9 12	122 A	McNeese	11 7
						56 N	Texas St.	6 5	185 A	Little Rock	13 8
						76 A	Wichita St.	3 4	185 A	Little Rock	12 10
						76 A	Wichita St.	5 7	185 A	Little Rock	10 8
									200 A	Saint Louis	9 4
									200 A	Saint Louis	12 11
LAST 10 GAMES											
			48 H	Illinois St.	8 7	119 A	Maryland	5 3			
			48 H	Illinois St.	7 3	119 A	Maryland	3 2			
			48 H	Illinois St.	17 3	52 A	Evansville	10 4			
			46 H	Nebraska	3 6	52 A	Evansville	0 11			
			119 A	Maryland	8 6	52 A	Evansville	1 7			

Non-Div. I Games:

Creighton

Average RPI Win:		121	WON-LOST		WINNING		LAST 10		STRENGTH OF		OPP. STRENGTH		TEAM	ADJ		CONF.	ADJ CONF.							
Average RPI Loss:		55	RECORD		PCT. RANK		GAMES		SCHEDULE		OF SCHEDULE		RPI	RPI		RPI	RPI							
DIV. I ONLY			22-7-0		.75862		23		7-3-0		116		22		26		.59391		26		3		3	
DIV. I NON-CONF.			18-4-0		.81818		16		3-0-0		167		14		25		.59049		25		3		3	
TOTALS		RPI 1-25		RPI 26-50		W-L RECORDS		RPI 51-100		RPI 101-150		RPI 150+												
22-7-0		1-3-0		1-1-0		OVERALL		4-2-0		11-1-0		5-0-0												
15-1-0		0-0-0		1-0-0		HOME		3-1-0		6-0-0		5-0-0												
7-5-0		1-3-0		0-1-0		AWAY		1-0-0		5-1-0		0-0-0												
0-1-0		0-0-0		0-0-0		NEUTRAL		0-1-0		0-0-0		0-0-0												
18-4-0		0-0-0		1-1-0		NON-CONFERENCE		4-2-0		8-1-0		5-0-0												
12-1-0		0-0-0		1-0-0		HOME		3-1-0		3-0-0		5-0-0												
6-2-0		0-0-0		0-0-		AWAY		1-0-0		5-1-0		0-0-0												
0-1-0		0-0-0		0-0-0		NEUTRAL		0-1-0		0-0-0		0-0-0												
4-3-0		1-3-0		0-0-0		CONFERENCE		0-0-0		3-0-0		0-0-0												
3-0-0		0-0-0		0-0-0		HOME		0-0-0		3-0-0		0-0-0												
1-3-0		1-3-0		0-0-0		AWAY		0-0-0		0-0-0		0-0-0												
0-0-0		0-0-0		0-0-0		NEUTRAL		0-0-0		0-0-0		0-0-0												
RPI	S	Opponent		Score		RPI	S	Opponent		Score		RPI	S	Opponent		Score								
20	A	Oklahoma St.		5	6	39	A	DBU		2	7	59	H	UT Arlington		9	1							
21	A	West Virginia		4	12	39	H	DBU		4	2	66	A	San Diego		6	1							
21	A	West Virginia		1	5							72	N	Cal St. Fullerton		6	8							
21	A	West Virginia		2	1							96	H	Missouri St.		6	1							
												96	H	Missouri St.		8	11							
												96	H	Missouri St.		11	2							
														117 A Rice										
														117 A Rice		17	8							
														117 A Rice		1	8							
														125 H Kansas		4	3							
														125 H Kansas		10	5							
														125 H Kansas		5	1							
														129 A New Mexico		8	1							
														129 A New Mexico		8	6							
														174 H Columbia		9	1							
														174 H Columbia		12	3							
														174 H Columbia		6	2							
														174 H Columbia		9	0							
														286 H Ark.-Pine Bluff		8	0							
LAST 10 GAMES																								
				174	H	Columbia		6	2	125	H	Kansas		10	5									
				21	A	West Virginia		1	5	125	H	Kansas		4	3									
				21	A	West Virginia		4	12	125	H	Kansas		5	1									
				21	A	West Virginia		2	1	129	A	New Mexico		8	6									
				20	A	Oklahoma St.		5	6	129	A	New Mexico		8	1									

Non-Div. I Games:

Oklahoma

Average RPI Win:	118	WON-LOST RECORD	WINNING PCT. RANK	LAST 10 GAMES	STRENGTH OF SCHEDULE	OPP. STRENGTH OF SCHEDULE	TEAM RPI	ADJ RPI	CONF. RPI	ADJ CONF. RPI		
Average RPI Loss:	72											
DIV. I ONLY		18-10-1	.63793	70	7-2-1	32	57	27	.59297	27	1	1
DIV. I NON-CONF.		15-5-0	.75	35	4-0-0	142	122	40	.57287	40	1	1
<hr/>												
TOTALS	RPI 1-25	RPI 26-50		W-L RECORDS		RPI 51-100		RPI 101-150		RPI 150+		
18-10-1	1-4-1	4-1-0		OVERALL		1-0-0		8-3-0		4-2-0		
10-1-0	0-0-0	4-1-0		HOME		0-0-0		5-0-0		1-0-0		
6-6-1	1-4-1	0-0-0		AWAY		1-0-0		1-2-0		3-0-0		
2-3-0	0-0-0	0-0-0		NEUTRAL		0-0-0		2-1-0		0-2-0		
15-5-0	0-0-0	2-0-0		NON-CONFERENCE		1-0-0		8-3-0		4-2-0		
8-0-0	0-0-0	2-0-0		HOME		0-0-0		5-0-0		1-0-0		
5-2-0	0-0-0	0-0-		AWAY		1-0-0		1-2-0		3-0-0		
2-3-0	0-0-0	0-0-0		NEUTRAL		0-0-0		2-1-0		0-2-0		
3-5-1	1-4-1	2-1-0		CONFERENCE		0-0-0		0-0-0		0-0-0		
2-1-0	0-0-0	2-1-0		HOME		0-0-0		0-0-0		0-0-0		
1-4-1	1-4-1	0-0-0		AWAY		0-0-0		0-0-0		0-0-0		
0-0-0	0-0-0	0-0-0		NEUTRAL		0-0-0		0-0-0		0-0-0		
RPI	S	Opponent	Score	RPI	S	Opponent	Score	RPI	S	Opponent	Score	
5	A	Arkansas	0 2	30	H	Ole Miss	2 1	83	A	Incarnate Word	11 7	
5	A	Arkansas	3 4	30	H	Ole Miss	0 3	111	N	Rhode Island	12 4	
5	A	Arkansas	2 3	30	H	Ole Miss	8 5	111	N	Rhode Island	7 0	
14	A	Texas A&M	3 7	47	H	Arkansas St.	14 4	111	N	Rhode Island	6 8	
14	A	Texas A&M	3 2	47	H	Arkansas St.	16 1	112	H	Northwestern	3 2	
14	A	Texas A&M	2 2					112	H	Northwestern	9 4	
								112	H	Northwestern	16 11	
								114	A	North Florida	5 4	
								114	A	North Florida	4 5	
								114	A	North Florida	2 4	
								139	H	Murray St.	13 1	
								139	H	Murray St.	2 1	
								151	A	UTSA	12 11	
								154	N	Northeastern	3 4	
								164	N	South Dakota St.	3 6	
								202	A	Central Ark.	4 0	
								282	A	Florida A&M	5 3	
								289	H	Alabama A&M	13 5	
<hr/>												
LAST 10 GAMES												
14	A	Texas A&M	2 2	30	H	Ole Miss	8 5					
14	A	Texas A&M	3 2	30	H	Ole Miss	0 3					
14	A	Texas A&M	3 7	30	H	Ole Miss	2 1					
83	A	Incarnate Word	11 7	139	H	Murray St.	13 1					
151	A	UTSA	12 11	139	H	Murray St.	2 1					

Non-Div. I Games:

Missouri

Average RPI Win: 140		WON-LOST	WINNING	LAST 10	STRENGTH OF		OPP. STRENGTH	TEAM	ADJ	CONF.	ADJ CONF.
Average RPI Loss: 20		RECORD	PCT. RANK	GAMES	SCHEDULE		OF SCHEDULE	RPI	RPI	RPI	RPI
DIV. I ONLY		24-5-0	.82759	5	6-4-0		113	27	28	.59248	28
DIV. I NON-CONF.		19-1-0	.95	3	3-0-0		245	93	36	.5755	36
TOTALS		RPI 1-25	RPI 26-50		W-L RECORDS		RPI 51-100		RPI 101-150		RPI 150+
24-5-0		5-3-0	5-2-0		OVERALL		1-0-0		1-0-0		12-0-0
19-4-0		4-3-0	2-1-0		HOME		1-0-0		0-0-0		12-0-0
3-1-0		0-0-0	2-1-0		AWAY		0-0-0		1-0-0		0-0-0
2-0-0		1-0-0	1-0-0		NEUTRAL		0-0-0		0-0-0		0-0-0
19-1-0		2-0-0	3-1-0		NON-CONFERENCE		1-0-0		1-0-0		12-0-0
16-1-0		1-0-0	2-1-0		HOME		1-0-0		0-0-0		12-0-0
1-0-0		0-0-0	0-0-		AWAY		0-0-0		1-0-0		0-0-0
2-0-0		1-0-0	1-0-0		NEUTRAL		0-0-0		0-0-0		0-0-0
5-4-0		3-3-0	2-1-0		CONFERENCE		0-0-0		0-0-0		0-0-0
3-3-0		3-3-0	0-0-0		HOME		0-0-0		0-0-0		0-0-0
2-1-0		0-0-0	2-1-0		AWAY		0-0-0		0-0-0		0-0-0
0-0-0		0-0-0	0-0-0		NEUTRAL		0-0-0		0-0-0		0-0-0
RPI S	Opponent	Score		RPI S	Opponent	Score		RPI S	Opponent	Score	
4 H	Auburn	15	2	33 A	Florida	10	5	99 H	Southeastern La.	12	0
4 H	Auburn	20	15	33 A	Florida	6	5	132 A	Samford	6	4
4 H	Auburn	5	6	33 A	Florida	2	4	160 H	UAB	3	2
6 N	Texas Tech	4	2	41 N	Sam Houston St.	5	4	185 H	Little Rock	15	4
10 H	LSU	2	11	44 H	Southern Miss.	8	1	205 H	Maine	9	2
10 H	LSU	5	10	44 H	Southern Miss.	0	1	205 H	Maine	9	8
10 H	LSU	6	5	44 H	Southern Miss.	4	3	205 H	Maine	5	1
23 H	East Carolina	4	1					254 H	Grambling	18	1
								262 H	Mississippi Val.	18	5
								276 H	Jackson St.	17	4
								279 H	Youngstown St.	8	0
								279 H	Youngstown St.	14	3
								279 H	Youngstown St.	14	2
								286 H	Ark.-Pine Bluff	14	1
LAST 10 GAMES											
10 H	LSU	6	5	10 H	LSU	5	10				
205 H	Maine	9	2	262 H	Mississippi Val.	18	5				
279 H	Youngstown St.	14	2	4 H	Auburn	20	15				
279 H	Youngstown St.	8	0	4 H	Auburn	15	2				
10 H	LSU	2	11	4 H	Auburn	5	6				




Non-Div. I Games:

Mississippi St.

Average RPI Win:	104	WON-LOST RECORD	WINNING PCT. RANK	LAST 10 GAMES	STRENGTH OF SCHEDULE	OPP. STRENGTH OF SCHEDULE	TEAM RPI	ADJ RPI	CONF. RPI	ADJ CONF. RPI				
DIV. I ONLY		19-9-0	.67857	47	8-2-0	30	17	29	.59185	29	4	4		
DIV. I NON-CONF.		12-4-0	.75	35	2-0-0	65	42	33	.57935	33	4	4		
<hr/>														
TOTALS	RPI 1-25	RPI 26-50		W-L RECORDS		RPI 51-100		RPI 101-150		RPI 150+				
19-9-0	5-3-0	1-2-0		OVERALL		3-1-0		4-2-0		6-1-0				
13-6-0	3-2-0	0-0-0		HOME		3-1-0		4-2-0		3-1-0				
6-3-0	2-1-0	1-2-0		AWAY		0-0-0		0-0-0		3-0-0				
0-0-0	0-0-0	0-0-0		NEUTRAL		0-0-0		0-0-0		0-0-0				
12-4-0	3-2-0	0-0-0		NON-CONFERENCE		1-0-0		2-1-0		6-1-0				
9-4-0	3-2-0	0-0-0		HOME		1-0-0		2-1-0		3-1-0				
3-0-0	0-0-0	0-0-		AWAY		0-0-0		0-0-0		3-0-0				
0-0-0	0-0-0	0-0-0		NEUTRAL		0-0-0		0-0-0		0-0-0				
7-5-0	2-1-0	1-2-0		CONFERENCE		2-1-0		2-1-0		0-0-0				
4-2-0	0-0-0	0-0-0		HOME		2-1-0		2-1-0		0-0-0				
3-3-0	2-1-0	1-2-0		AWAY		0-0-0		0-0-0		0-0-0				
0-0-0	0-0-0	0-0-0		NEUTRAL		0-0-0		0-0-0		0-0-0				
RPI	S	Opponent	Score		RPI	S	Opponent	Score		RPI	S	Opponent	Score	
2	H	UCLA	0	6	37	A	Miami (FL)	5	4	57	H	Notre Dame	6	9
2	H	UCLA	2	8	37	A	Miami (FL)	6	9	57	H	Notre Dame	8	7
2	H	UCLA	4	3	37	A	Miami (FL)	5	6	57	H	Notre Dame	11	2
19	A	Louisville	3	1						74	H	Ga. Southern	7	6
19	A	Louisville	4	5										
19	A	Louisville	4	0										
21	H	West Virginia	5	4										
24	H	Georgia	11	2										

Non-Div. I Games:

Georgia Tech

 Tie,  Loss,  Non-Conf, S Site, H Home, A Away, N Neutral

Average RPI Win:	125	WON-LOST RECORD	WINNING PCT. RANK	LAST 10 GAMES	STRENGTH OF SCHEDULE	OPP. STRENGTH OF SCHEDULE	TEAM RPI	ADJ RPI	CONF. RPI	ADJ CONF. RPI		
DIV. I ONLY		14-10-0	.58333	97	7-3-0	23	46	31	.58971	31	6	6
DIV. I NON-CONF.		9-6-0	.6	96	3-0-0	11	71	22	.59568	22	8	8
<hr/>												
TOTALS	RPI 1-25	RPI 26-50		W-L RECORDS		RPI 51-100		RPI 101-150		RPI 150+		
14-10-0	0-6-0	2-1-0		OVERALL		6-1-0		1-2-0		5-0-0		
7-2-0	0-1-0	2-1-0		HOME		1-0-0		0-0-0		4-0-0		
4-7-0	0-4-0	0-0-0		AWAY		3-1-0		1-2-0		0-0-0		
3-1-0	0-1-0	0-0-0		NEUTRAL		2-0-0		0-0-0		1-0-0		
9-6-0	0-6-0	0-0-0		NON-CONFERENCE		4-0-0		0-0-0		5-0-0		
5-1-0	0-1-0	0-0-0		HOME		1-0-0		0-0-0		4-0-0		
1-4-0	0-4-0	0-0-		AWAY		1-0-0		0-0-0		0-0-0		
3-1-0	0-1-0	0-0-0		NEUTRAL		2-0-0		0-0-0		1-0-0		
5-4-0	0-0-0	2-1-0		CONFERENCE		2-1-0		1-2-0		0-0-0		
2-1-0	0-0-0	2-1-0		HOME		0-0-0		0-0-0		0-0-0		
3-3-0	0-0-0	0-0-0		AWAY		2-1-0		1-2-0		0-0-0		
0-0-0	0-0-0	0-0-0		NEUTRAL		0-0-0		0-0-0		0-0-0		
RPI S	Opponent	Score	RPI S	Opponent	Score	RPI S	Opponent	Score	RPI S	Opponent	Score	
3 A	Vanderbilt	2 6	32 H	Gonzaga	4 2	54 H	Minnesota	13 12	101 A	Pacific	2 3	
3 A	Vanderbilt	3 6	32 H	Gonzaga	2 3	66 A	San Diego	8 7	101 A	Pacific	7 3	
8 A	Arizona St.	3 4	32 H	Gonzaga	3 1	66 A	San Diego	10 5	101 A	Pacific	3 13	
9 A	UC Santa Barbara	2 3				66 A	San Diego	1 5	206 H	CSUN	9 5	
9 H	UC Santa Barbara	3 5				68 N	California	7 5	211 N	CSU Bakersfield	11 0	
11 N	Stanford	1 6				72 A	Cal St. Fullerton	11 4	257 H	UC Davis	15 3	
						76 N	Wichita St.	13 8	257 H	UC Davis	1 0	
									257 H	UC Davis	4 0	
<hr/>												
LAST 10 GAMES												
101 A Pacific						3	13	32 H Gonzaga	3	1		
101 A Pacific						2	3	32 H Gonzaga	4	2		
101 A Pacific						7	3	206 H CSUN	9	5		
72 A Cal St. Fullerton						11	4	54 H Minnesota	13	12		
32 H Gonzaga						2	3	66 A San Diego	10	5		

Non-Div. I Games:

Pepperdine

Average RPI Win:		65	WON-LOST RECORD		WINNING PCT. RANK		LAST 10 GAMES		STRENGTH OF SCHEDULE		OPP. STRENGTH OF SCHEDULE		TEAM RPI		ADJ RPI		CONF. RPI		ADJ CONF. RPI	
DIV. I ONLY			12-12-0		.5 151		6-4-0		14		26		32		.58954 32		6		6	
DIV. I NON-CONF.			7-8-0		.46667 165		1-0-0		63		25		63		.55761 63		8		8	
TOTALS		RPI 1-25		RPI 26-50		W-L RECORDS		RPI 51-100		RPI 101-150		RPI 150+								
12-12-0		1-3-0		6-3-0		OVERALL		3-2-0		1-1-0		1-3-0								
3-1-0		0-0-0		1-0-0		HOME		2-1-0		0-0-0		0-0-0								
8-8-0		1-2-0		5-3-0		AWAY		0-0-0		1-0-0		1-3-0								
1-3-0		0-1-0		0-0-0		NEUTRAL		1-1-0		0-1-0		0-0-0								
7-8-0		1-3-0		3-0-0		NON-CONFERENCE		1-1-0		1-1-0		1-3-0								
1-0-0		0-0-0		1-0-0		HOME		0-0-0		0-0-0		0-0-0								
5-5-0		1-2-0		2-0-		AWAY		0-0-0		1-0-0		1-3-0								
1-3-0		0-1-0		0-0-0		NEUTRAL		1-1-0		0-1-0		0-0-0								
5-4-0		0-0-0		3-3-0		CONFERENCE		2-1-0		0-0-0		0-0-0								
2-1-0		0-0-0		0-0-0		HOME		2-1-0		0-0-0		0-0-0								
3-3-0		0-0-0		3-3-0		AWAY		0-0-0		0-0-0		0-0-0								
0-0-0		0-0-0		0-0-0		NEUTRAL		0-0-0		0-0-0		0-0-0								
RPI	S	Opponent		Score		RPI	S	Opponent		Score		RPI	S	Opponent		Score				
1	N	Oregon St.		3	9	31	A	Pepperdine		2	4	54	N	Minnesota		6	5			
14	A	Texas A&M		2	14	31	A	Pepperdine		1	3	54	N	Minnesota		5	8			
14	A	Texas A&M		1	3	31	A	Pepperdine		3	2	66	H	San Diego		15	3			
14	A	Texas A&M		6	4	40	A	BYU		4	7	66	H	San Diego		11	9			
						40	A	BYU		4	2	66	H	San Diego		2	4			
						40	A	BYU		4	2									
						44	A	Southern Miss.		10	8									
						44	A	Southern Miss.		4	2									
						45	H	Washington		5	4									
LAST 10 GAMES																				
206	A	CSUN		0	3	31	A	Pepperdine		3	2									
66	H	San Diego		11	9	31	A	Pepperdine		1	3									
66	H	San Diego		15	3	31	A	Pepperdine		2	4									
66	H	San Diego		2	4	40	A	BYU		4	2									
45	H	Washington		5	4	40	A	BYU		4	7									

Non-Div. I Games:

Gonzaga

Average RPI Win: 124		WON-LOST RECORD		WINNING PCT. RANK		LAST 10 GAMES		STRENGTH OF SCHEDULE		OPP. STRENGTH OF SCHEDULE		TEAM RPI		ADJ RPI		CONF. RPI		ADJ CONF. RPI					
DIV. I ONLY		20-10-0		.66667 52		6-4-0		13		71		33		.58898 33		1		1					
DIV. I NON-CONF.		16-5-0		.7619 32		2-0-0		80		110		46		.57048 46		1		1					
TOTALS		RPI 1-25		RPI 26-50		W-L RECORDS		RPI 51-100		RPI 101-150		RPI 150+											
20-10-0		0-3-0		3-4-0		OVERALL		7-0-0		3-2-0		7-1-0											
18-6-0		0-0-0		3-4-0		HOME		5-0-0		3-1-0		7-1-0											
1-4-0		0-3-0		0-0-0		AWAY		1-0-0		0-1-0		0-0-0											
1-0-0		0-0-0		0-0-0		NEUTRAL		1-0-0		0-0-0		0-0-0											
16-5-0		0-0-0		2-2-0		NON-CONFERENCE		4-0-0		3-2-0		7-1-0											
14-4-0		0-0-0		2-2-0		HOME		2-0-0		3-1-0		7-1-0											
1-1-0		0-0-0		0-0-		AWAY		1-0-0		0-1-0		0-0-0											
1-0-0		0-0-0		0-0-0		NEUTRAL		1-0-0		0-0-0		0-0-0											
4-5-0		0-3-0		1-2-0		CONFERENCE		3-0-0		0-0-0		0-0-0											
4-2-0		0-0-0		1-2-0		HOME		3-0-0		0-0-0		0-0-0											
0-3-0		0-3-0		0-0-0		AWAY		0-0-0		0-0-0		0-0-0											
0-0-0		0-0-0		0-0-0		NEUTRAL		0-0-0		0-0-0		0-0-0											
RPI	S	Opponent		Score		RPI	S	Opponent		Score		RPI	S	Opponent		Score							
3	A	Vanderbilt		0 5		28	H	Mississippi St.		4 2		55	H	Alabama		6 3		114	H	North Florida	1 7		
3	A	Vanderbilt		4 14		28	H	Mississippi St.		5 6		55	H	Alabama		3 1		134	A	South Fla.	1 6		
3	A	Vanderbilt		2 15		28	H	Mississippi St.		5 10		55	H	Alabama		12 3		138	H	Yale	6 5		
						37	H	Miami (FL)		2 5		63	A	Jacksonville		5 4		138	H	Yale	15 1		
						37	H	Miami (FL)		9 3		63	H	Jacksonville		13 8		138	H	Yale	4 3		
						37	H	Miami (FL)		4 1		91	H	Florida St.		20 7		175	H	FGCU	15 0		
						38	H	UCF		9 12		91	N	Florida St.		4 2		175	H	FGCU	2 7		
																		189	H	Winthrop	28 5		
																		189	H	Winthrop	16 4		
																		189	H	Winthrop	5 3		
																		251	H	Long Beach St.	5 2		
																		251	H	Long Beach St.	8 2		
																		251	H	Long Beach St.	3 1		
						LAST 10 GAMES																	
						55	H	Alabama		6 3		3	A	Vanderbilt		2 15							
						55	H	Alabama		12 3		3	A	Vanderbilt		0 5							
						55	H	Alabama		3 1		63	H	Jacksonville		13 8							
						91	N	Florida St.		4 2		28	H	Mississippi St.		4 2							
						3	A	Vanderbilt		4 14		28	H	Mississippi St.		5 10							

Non-Div. I Games:

Florida

Average RPI Win: 122		WON-LOST RECORD		WINNING PCT. RANK		LAST 10 GAMES		STRENGTH OF SCHEDULE		OPP. STRENGTH OF SCHEDULE		TEAM RPI		ADJ RPI		CONF. RPI		ADJ CONF. RPI					
DIV. I ONLY		17-10-0		.62963 74		8-2-0		39		86		35		.58739 35		8		8					
DIV. I NON-CONF.		12-9-0		.57143 116		3-1-0		45		79		48		.56974 48		6		6					
TOTALS		RPI 1-25		RPI 26-50		W-L RECORDS		RPI 51-100		RPI 101-150		RPI 150+											
17-10-0		1-4-0		2-1-0		OVERALL		3-1-0		4-3-0		7-1-0											
9-1-0		0-0-0		0-0-0		HOME		3-0-0		0-1-0		6-0-0											
5-7-0		0-3-0		1-1-0		AWAY		0-0-0		4-2-0		0-1-0											
3-2-0		1-1-0		1-0-0		NEUTRAL		0-1-0		0-0-0		1-0-0											
12-9-0		1-4-0		2-1-0		NON-CONFERENCE		0-1-0		2-2-0		7-1-0											
6-1-0		0-0-0		0-0-0		HOME		0-0-0		0-1-0		6-0-0											
3-6-0		0-3-0		1-0-		AWAY		0-0-0		2-1-0		0-1-0											
3-2-0		1-1-0		1-0-0		NEUTRAL		0-1-0		0-0-0		1-0-0											
5-1-0		0-0-0		0-0-0		CONFERENCE		3-0-0		2-1-0		0-0-0											
3-0-0		0-0-0		0-0-0		HOME		3-0-0		0-0-0		0-0-0											
2-1-0		0-0-0		0-0-0		AWAY		0-0-0		2-1-0		0-0-0											
0-0-0		0-0-0		0-0-0		NEUTRAL		0-0-0		0-0-0		0-0-0											
RPI	S	Opponent		Score		RPI	S	Opponent		Score		RPI	S	Opponent		Score							
1	N	Oregon St.		3	8	34	A	Coastal Caro.		5	6	51	H	Iowa		3	2	115	H	Kent St.	8	9	
7	A	Tennessee		0	11	36	A	Indiana St.		15	14	51	H	Iowa		7	1	119	A	Maryland	0	2	
7	A	Tennessee		1	5	45	N	Washington		1	0	51	H	Iowa		13	1	119	A	Maryland	19	4	
7	A	Tennessee		3	5							66	N	San Diego		3	5	119	A	Maryland	20	5	
13	N	UConn		9	6													123	A	Memphis	6	0	
																		123	A	Memphis	6	1	
																		123	A	Memphis	3	6	
																		154	N	Northeastern	6	4	
																		190	H	Canisius	18	6	
																		190	H	Canisius	5	2	
																		190	H	Canisius	16	5	
																		190	H	Canisius	12	1	
																		194	A	Cincinnati	5	7	
																		194	H	Cincinnati	7	1	
																		242	H	Butler	9	3	
						LAST 10 GAMES																	
						190	H	Canisius		16	5	119	A	Maryland		0	2						
						190	H	Canisius		5	2	115	H	Kent St.		8	9						
						154	N	Northeastern		6	4	51	H	Iowa		7	1						
						119	A	Maryland		19	4	51	H	Iowa		13	1						
						119	A	Maryland		20	5	51	H	Iowa		3	2						

Non-Div. I Games:

Indiana

Average RPI Win:	158	WON-LOST	WINNING	LAST 10	STRENGTH OF	OPP. STRENGTH	TEAM	ADJ	CONF.	ADJ CONF.				
Average RPI Loss:	84	RECORD	PCT. RANK	GAMES	SCHEDULE	OF SCHEDULE	RPI	RPI	RPI	RPI				
DIV. I ONLY		21-4-0	.84	4	7-3-0	195	37	36	.58548	36	7	7		
DIV. I NON-CONF.		20-2-0	.90909	4	6-1-0	156	75	12	.60984	12	7	7		
<hr/>														
TOTALS	RPI 1-25	RPI 26-50		W-L RECORDS		RPI 51-100		RPI 101-150		RPI 150+				
21-4-0	1-0-0	0-1-0		OVERALL		4-2-0		4-1-0		12-0-0				
7-1-0	1-0-0	0-1-0		HOME		0-0-0		3-0-0		3-0-0				
9-3-0	0-0-0	0-0-0		AWAY		4-2-0		1-1-0		4-0-0				
5-0-0	0-0-0	0-0-0		NEUTRAL		0-0-0		0-0-0		5-0-0				
20-2-0	1-0-0	0-1-0		NON-CONFERENCE		3-0-0		4-1-0		12-0-0				
7-1-0	1-0-0	0-1-0		HOME		0-0-0		3-0-0		3-0-0				
8-1-0	0-0-0	0-0-		AWAY		3-0-0		1-1-0		4-0-0				
5-0-0	0-0-0	0-0-0		NEUTRAL		0-0-0		0-0-0		5-0-0				
1-2-0	0-0-0	0-0-0		CONFERENCE		1-2-0		0-0-0		0-0-0				
0-0-0	0-0-0	0-0-0		HOME		0-0-0		0-0-0		0-0-0				
1-2-0	0-0-0	0-0-0		AWAY		1-2-0		0-0-0		0-0-0				
0-0-0	0-0-0	0-0-0		NEUTRAL		0-0-0		0-0-0		0-0-0				
RPI	S	Opponent	Score		RPI	S	Opponent	Score		RPI	S	Opponent	Score	
16	H	Illinois	3	1	35	H	Indiana	14	15	63	A	Jacksonville	7	1
										63	A	Jacksonville	13	7
										63	A	Jacksonville	8	3
										96	A	Missouri St.	5	6
										96	A	Missouri St.	0	1
										96	A	Missouri St.	12	0
										110	A	Western Caro.	8	4
										110	A	Western Caro.	9	10
										136	H	Purdue	4	3
										145	H	Austin Peay	8	1
										145	H	Austin Peay	3	2
										156	A	Mercer	9	4
										156	A	Mercer	7	3
										156	A	Mercer	12	7
										168	N	Rutgers	7	5
										168	N	Rutgers	4	3
										168	N	Rutgers	3	1
										201	N	Marshall	4	1
										204	A	UNCW	1	0
										266	N	Iona	10	0
										277	H	The Citadel	5	1
										277	H	The Citadel	4	2
										277	H	The Citadel	8	0
					LAST 10 GAMES									
					168	N	Rutgers	7	5	16	H	Illinois	3	1
					156	A	Mercer	7	3	168	N	Rutgers	4	3
					96	A	Missouri St.	12	0	168	N	Rutgers	3	1
					96	A	Missouri St.	0	1	35	H	Indiana	14	15
					96	A	Missouri St.	5	6	277	H	The Citadel	8	0

Non-Div. I Games:

Indiana St.

Average RPI Win: 113		WON-LOST RECORD		WINNING PCT. RANK		LAST 10 GAMES		STRENGTH OF SCHEDULE		OPP. STRENGTH OF SCHEDULE		TEAM RPI		ADJ RPI		CONF. RPI		ADJ CONF. RPI	
DIV. I ONLY		17-11-0		.60714 89		4-6-0		5		106		38		.57863 38		5		5	
DIV. I NON-CONF.		16-6-0		.72727 46		3-1-0		9		151		24		.59307 24		5		5	
TOTALS		RPI 1-25		RPI 26-50		W-L RECORDS		RPI 51-100		RPI 101-150		RPI 150+							
17-11-0		2-7-0		1-0-0		OVERALL		5-2-0		5-2-0		4-0-0							
15-8-0		2-4-0		0-0-0		HOME		4-2-0		5-2-0		4-0-0							
2-3-0		0-3-0		1-0-0		AWAY		1-0-0		0-0-0		0-0-0							
0-0-0		0-0-0		0-0-0		NEUTRAL		0-0-0		0-0-0		0-0-0							
16-6-0		1-2-0		1-0-0		NON-CONFERENCE		5-2-0		5-2-0		4-0-0							
14-6-0		1-2-0		0-0-0		HOME		4-2-0		5-2-0		4-0-0							
2-0-0		0-0-0		1-0-		AWAY		1-0-0		0-0-0		0-0-0							
0-0-0		0-0-0		0-0-0		NEUTRAL		0-0-0		0-0-0		0-0-0							
1-5-0		1-5-0		0-0-0		CONFERENCE		0-0-0		0-0-0		0-0-0							
1-2-0		1-2-0		0-0-0		HOME		0-0-0		0-0-0		0-0-0							
0-3-0		0-3-0		0-0-0		AWAY		0-0-0		0-0-0		0-0-0							
0-0-0		0-0-0		0-0-0		NEUTRAL		0-0-0		0-0-0		0-0-0							
RPI S	Opponent		Score		RPI S	Opponent		Score		RPI S	Opponent		Score		RPI S	Opponent		Score	
4 H	Auburn		9	13	33 A	Florida		12	9	63 H	Jacksonville		5	8	105 H	Ball St.		9	8
4 H	Auburn		1	4						63 H	Jacksonville		3	0	114 H	North Florida		5	0
4 H	Auburn		6	1						63 H	Jacksonville		6	4	131 H	Penn St.		2	5
13 H	UConn		1	3						73 H	VCU		10	9	131 H	Penn St.		5	11
13 H	UConn		2	1						73 H	VCU		3	4	131 H	Penn St.		5	3
13 H	UConn		0	10						73 H	VCU		8	2	138 H	Yale		7	5
23 A	East Carolina		5	6						91 A	Florida St.		9	7	138 H	Yale		8	1
23 A	East Carolina		8	13											210 H	Siena		3	2
23 A	East Carolina		4	7											210 H	Siena		5	1
															210 H	Siena		7	1
															249 H	Stetson		10	2
LAST 10 GAMES																			
13 H	UConn		0	10	23 A	East Carolina		4	7										
13 H	UConn		1	3	23 A	East Carolina		8	13										
13 H	UConn		2	1	91 A	Florida St.		9	7										
114 H	North Florida		5	0	73 H	VCU		8	2										
23 A	East Carolina		5	6	73 H	VCU		3	4										

Non-Div. I Games:

UCF

Non-Div. I Games:

Tie,
 Loss,
 Non-Conf,
 S Site, H Home, A Away, N Neutral

Page 39

[illegible]

Non-Div. I Games:

Sam Houston St.

Average RPI Win: 114		WON-LOST	WINNING	LAST 10	STRENGTH OF	OPP. STRENGTH	TEAM	ADJ	CONF.	ADJ CONF.									
Average RPI Loss: 61		RECORD	PCT. RANK	GAMES	SCHEDULE	OF SCHEDULE	RPI	RPI	RPI	RPI									
DIV. I ONLY		9-18-0	.33333	234	3-7-0	1	158	42	.57186	42	15	15							
DIV. I NON-CONF.		9-18-0	.33333	216	3-7-0	1	161	42	.57186	42	15	15							
<hr/>																			
TOTALS		RPI 1-25		RPI 26-50		W-L RECORDS		RPI 51-100		RPI 101-150		RPI 150+							
9-18-0		1-9-0		0-0-0		OVERALL		3-3-0		2-6-0		3-0-0							
2-2-0		0-0-0		0-0-0		HOME		2-2-0		0-0-0		0-0-0							
7-15-0		1-9-0		0-0-0		AWAY		1-1-0		2-5-0		3-0-0							
0-1-0		0-0-0		0-0-0		NEUTRAL		0-0-0		0-1-0		0-0-0							
9-18-0		1-9-0		0-0-0		NON-CONFERENCE		3-3-0		2-6-0		3-0-0							
2-2-0		0-0-0		0-0-0		HOME		2-2-0		0-0-0		0-0-0							
7-15-0		1-9-0		0-0-		AWAY		1-1-0		2-5-0		3-0-0							
0-1-0		0-0-0		0-0-0		NEUTRAL		0-0-0		0-1-0		0-0-0							
0-0-0		0-0-0		0-0-0		CONFERENCE		0-0-0		0-0-0		0-0-0							
0-0-0		0-0-0		0-0-0		HOME		0-0-0		0-0-0		0-0-0							
0-0-0		0-0-0		0-0-0		AWAY		0-0-0		0-0-0		0-0-0							
0-0-0		0-0-0		0-0-0		NEUTRAL		0-0-0		0-0-0		0-0-0							
RPI	S	Opponent		Score		RPI	S	Opponent		Score		RPI	S	Opponent		Score			
8	A	Arizona St.		0	12			52	H	Evansville		5	2	121	A	Grand Canyon		18	25
8	A	Arizona St.		6	11			52	H	Evansville		2	10	121	A	Grand Canyon		2	7
8	A	Arizona St.		3	8			52	H	Evansville		11	8	121	A	Grand Canyon		7	3
17	A	Texas		5	6			64	A	Kentucky		3	16	121	A	Grand Canyon		0	6
17	A	Texas		5	6			90	A	Wright St.		9	8	128	N	New Mexico St.		4	6
17	A	Texas		5	6			90	H	Wright St.		0	10	132	A	Samford		9	10
19	A	Louisville		5	4									132	A	Samford		7	10
22	A	North Carolina		3	14									132	A	Samford		7	1
22	A	North Carolina		3	8									187	A	Lipscomb		4	2
22	A	North Carolina		3	12									187	A	Lipscomb		7	6
														187	A	Lipscomb		10	1
<hr/>																			
LAST 10 GAMES																			
				128	N	New Mexico St.		4	6	90	H	Wright St.		0	10				
				187	A	Lipscomb		4	2	52	H	Evansville		2	10				
				17	A	Texas		5	6	52	H	Evansville		5	2				
				17	A	Texas		5	6	52	H	Evansville		11	8				
				17	A	Texas		5	6	64	A	Kentucky		3	16				

Non-Div. I Games:

Xavier

Average RPI Win:	140	WON-LOST	WINNING	LAST 10	STRENGTH OF	OPP. STRENGTH	TEAM	ADJ	CONF.	ADJ CONF.	
Average RPI Loss:	64	RECORD	PCT. RANK	GAMES	SCHEDULE	OF SCHEDULE	RPI	RPI	RPI	RPI	
DIV. I ONLY	16-12-0	.57143	102	3-7-0	9	171	43	.56879	43	4	4
DIV. I NON-CONF.	12-4-0	.75	35	2-1-0	10	237	18	.60382	18	4	4
TOTALS	RPI 1-25	RPI 26-50	W-L RECORDS	RPI 51-100	RPI 101-150	RPI 150+					
16-12-0	1-5-0	1-0-0	OVERALL	5-6-0	2-0-0	7-1-0					
9-8-0	1-5-0	0-0-0	HOME	4-3-0	2-0-0	2-0-0					
5-4-0	0-0-0	0-0-0	AWAY	1-3-0	0-0-0	4-1-0					
2-0-0	0-0-0	1-0-0	NEUTRAL	0-0-0	0-0-0	1-0-0					
12-4-0	0-0-0	1-0-0	NON-CONFERENCE	4-4-0	2-0-0	5-0-0					
8-3-0	0-0-0	0-0-0	HOME	4-3-0	2-0-0	2-0-0					
2-1-0	0-0-0	0-0-	AWAY	0-1-0	0-0-0	2-0-0					
2-0-0	0-0-0	1-0-0	NEUTRAL	0-0-0	0-0-0	1-0-0					
4-8-0	1-5-0	0-0-0	CONFERENCE	1-2-0	0-0-0	2-1-0					
1-5-0	1-5-0	0-0-0	HOME	0-0-0	0-0-0	0-0-0					
3-3-0	0-0-0	0-0-0	AWAY	1-2-0	0-0-0	2-1-0					
0-0-0	0-0-0	0-0-0	NEUTRAL	0-0-0	0-0-0	0-0-0					
RPI S Opponent	Score	RPI S Opponent	Score	RPI S Opponent	Score	RPI S Opponent	Score				
15 H Clemson	1 14	41 N Sam Houston St.	3 2	58 H Bryant	2 4	141 H Radford	8 7				
15 H Clemson	4 6			58 H Bryant	2 1	142 H High Point	16 1				
15 H Clemson	9 12			58 H Bryant	4 6	188 H Richmond	10 1				
22 H North Carolina	5 7			78 A Liberty	3 4	188 H Richmond	8 6				
22 H North Carolina	4 1			78 H Liberty	1 6	201 A Marshall	11 3				
22 H North Carolina	2 5			80 H UNC Greensboro	2 1	219 A Pittsburgh	11 4				
				80 H UNC Greensboro	12 4	219 A Pittsburgh	16 1				
				89 H ETSU	9 3	219 A Pittsburgh	0 1				
				91 A Florida St.	6 0	233 N Manhattan	15 3				
				91 A Florida St.	2 5	249 A Stetson	5 0				
				91 A Florida St.	8 9						
LAST 10 GAMES											
91 A Florida St.	2 5	15 H Clemson	1 14								
91 A Florida St.	6 0	15 H Clemson	4 6								
58 H Bryant	2 4	78 H Liberty	1 6								
58 H Bryant	2 1	22 H North Carolina	2 5								
15 H Clemson	9 12	22 H North Carolina	5 7								

Non-Div. I Games:

Virginia Tech

Average RPI Win:	145	WON-LOST RECORD	WINNING PCT. RANK	LAST 10 GAMES	STRENGTH OF SCHEDULE	OPP. STRENGTH OF SCHEDULE	TEAM RPI	ADJ RPI	CONF. RPI	ADJ CONF. RPI	
Average RPI Loss:	87										
DIV. I ONLY	17-8-0	.68	43	8-2-0	97	96	44	.56854	44	13	13
DIV. I NON-CONF.	10-6-0	.625	87	2-0-0	154	65	101	.52616	101	13	13
<hr/>											
TOTALS	RPI 1-25	RPI 26-50		W-L RECORDS	RPI 51-100		RPI 101-150		RPI 150+		
17-8-0	0-0-0	1-4-0		OVERALL	3-0-0		4-2-0		9-2-0		
11-3-0	0-0-0	0-2-0		HOME	0-0-0		3-1-0		8-0-0		
5-5-0	0-0-0	1-2-0		AWAY	3-0-0		0-1-0		1-2-0		
1-0-0	0-0-0	0-0-0		NEUTRAL	0-0-0		1-0-0		0-0-0		
<hr/>											
10-6-0	0-0-0	1-4-0		NON-CONFERENCE	0-0-0		4-2-0		5-0-0		
8-3-0	0-0-0	0-2-0		HOME	0-0-0		3-1-0		5-0-0		
1-3-0	0-0-0	1-0-		AWAY	0-0-0		0-1-0		0-0-0		
1-0-0	0-0-0	0-0-0		NEUTRAL	0-0-0		1-0-0		0-0-0		
<hr/>											
7-2-0	0-0-0	0-0-0		CONFERENCE	3-0-0		0-0-0		4-2-0		
3-0-0	0-0-0	0-0-0		HOME	0-0-0		0-0-0		3-0-0		
4-2-0	0-0-0	0-0-0		AWAY	3-0-0		0-0-0		1-2-0		
0-0-0	0-0-0	0-0-0		NEUTRAL	0-0-0		0-0-0		0-0-0		
<hr/>											
RPI S	Opponent	Score	RPI S	Opponent	Score	RPI S	Opponent	Score	RPI S	Opponent	Score
			28 A	Mississippi St.	1 0	60 A	Louisiana Tech	12 9	124 A	Louisiana	5 6
			28 A	Mississippi St.	1 8	60 A	Louisiana Tech	10 5	136 H	Purdue	16 7
			28 A	Mississippi St.	3 4	60 A	Louisiana Tech	5 1	136 H	Purdue	7 6
			32 H	Gonzaga	2 4				136 H	Purdue	4 2
			32 H	Gonzaga	8 10				146 N	Nicholls St.	5 0
									149 H	New Orleans	1 2
									151 A	UTSA	5 6
									151 A	UTSA	2 12
									151 A	UTSA	14 6
									152 H	La.-Monroe	5 4
									159 H	Old Dominion	11 0
									159 H	Old Dominion	9 0
									159 H	Old Dominion	14 4
									207 H	Southern U.	8 3
									236 H	Holy Cross	4 1
									236 H	Holy Cross	5 3
									236 H	Holy Cross	4 0
<hr/>											
LAST 10 GAMES											
			151 A	UTSA	14 6	159 H	Old Dominion	14 4			
			151 A	UTSA	5 6	159 H	Old Dominion	11 0			
			151 A	UTSA	2 12	152 H	La.-Monroe	5 4			
			146 N	Nicholls St.	5 0	60 A	Louisiana Tech	10 5			
			159 H	Old Dominion	9 0	60 A	Louisiana Tech	5 1			

Non-Div. I Games:

Southern Miss.

Average RPI Win:	132	WON-LOST RECORD	WINNING PCT. RANK	LAST 10 GAMES	STRENGTH OF SCHEDULE	OPP. STRENGTH OF SCHEDULE	TEAM RPI	ADJ RPI	CONF. RPI	ADJ CONF. RPI		
DIV. I ONLY		14-9-0	.6087	86	5-5-0	71	10	45	.56852	45	2	2
DIV. I NON-CONF.		9-5-0	.64286	77	0-1-0	137	98	65	.55565	65	2	2
<hr/>												
TOTALS	RPI 1-25	RPI 26-50		W-L RECORDS		RPI 51-100		RPI 101-150		RPI 150+		
14-9-0	2-4-0	0-3-0		OVERALL		5-2-0		3-0-0		4-0-0		
6-3-0	0-3-0	0-0-0		HOME		3-0-0		3-0-0		0-0-0		
4-4-0	2-1-0	0-1-0		AWAY		1-2-0		0-0-0		1-0-0		
4-2-0	0-0-0	0-2-0		NEUTRAL		1-0-0		0-0-0		3-0-0		
9-5-0	0-0-0	0-3-0		NON-CONFERENCE		2-2-0		3-0-0		4-0-0		
3-0-0	0-0-0	0-0-0		HOME		0-0-0		3-0-0		0-0-0		
2-3-0	0-0-0	0-0-		AWAY		1-2-0		0-0-0		1-0-0		
4-2-0	0-0-0	0-2-0		NEUTRAL		1-0-0		0-0-0		3-0-0		
5-4-0	2-4-0	0-0-0		CONFERENCE		3-0-0		0-0-0		0-0-0		
3-3-0	0-3-0	0-0-0		HOME		3-0-0		0-0-0		0-0-0		
2-1-0	2-1-0	0-0-0		AWAY		0-0-0		0-0-0		0-0-0		
0-0-0	0-0-0	0-0-0		NEUTRAL		0-0-0		0-0-0		0-0-0		
RPI	S	Opponent	Score	RPI	S	Opponent	Score	RPI	S	Opponent	Score	
1	H	Oregon St.	7 10	32	A	Gonzaga	4 5	53	A	UC Irvine	9 5	
1	H	Oregon St.	0 1	34	N	Coastal Caro.	2 5	53	A	UC Irvine	1 2	
1	H	Oregon St.	3 4	35	N	Indiana	0 1	53	A	UC Irvine	4 6	
18	A	Oregon	19 3					54	N	Minnesota	7 5	
18	A	Oregon	9 3					93	H	Southern California	7 1	
18	A	Oregon	0 1					93	H	Southern California	4 3	
								93	H	Southern California	3 2	

Non-Div. I Games:

Washington

Average RPI Win: 109		WON-LOST	WINNING	LAST 10	STRENGTH OF		OPP. STRENGTH	TEAM	ADJ	CONF.	ADJ CONF.
Average RPI Loss: 44		RECORD	PCT. RANK	GAMES	SCHEDULE		OF SCHEDULE	RPI	RPI	RPI	RPI
DIV. I ONLY		13-9-0	.59091	96	7-3-0		114	1	46	.56808	46
DIV. I NON-CONF.		9-7-0	.5625	120	3-1-0		13	4	15	.60554	15
TOTALS		RPI 1-25	RPI 26-50		W-L RECORDS		RPI 51-100		RPI 101-150		RPI 150+
13-9-0		2-4-0	0-1-0		OVERALL		5-3-0		0-0-0		6-1-0
5-0-0		0-0-0	0-0-0		HOME		2-0-0		0-0-0		3-0-0
7-4-0		1-0-0	0-0-0		AWAY		3-3-0		0-0-0		3-1-0
1-5-0		1-4-0	0-1-0		NEUTRAL		0-0-0		0-0-0		0-0-0
9-7-0		2-4-0	0-1-0		NON-CONFERENCE		4-1-0		0-0-0		3-1-0
2-0-0		0-0-0	0-0-0		HOME		2-0-0		0-0-0		0-0-0
6-2-0		1-0-0	0-0-		AWAY		2-1-0		0-0-0		3-1-0
1-5-0		1-4-0	0-1-0		NEUTRAL		0-0-0		0-0-0		0-0-0
4-2-0		0-0-0	0-0-0		CONFERENCE		1-2-0		0-0-0		3-0-0
3-0-0		0-0-0	0-0-0		HOME		0-0-0		0-0-0		3-0-0
1-2-0		0-0-0	0-0-0		AWAY		1-2-0		0-0-0		0-0-0
0-0-0		0-0-0	0-0-0		NEUTRAL		0-0-0		0-0-0		0-0-0
RPI S	Opponent	Score		RPI S	Opponent	Score		RPI S	Opponent	Score	
1 N	Oregon St.	2	8	41 N	Sam Houston St.	10	11	54 A	Minnesota	10	1
1 N	Oregon St.	3	5					54 A	Minnesota	2	3
1 N	Oregon St.	1	17					54 A	Minnesota	2	5
1 N	Oregon St.	3	8					65 A	Baylor	2	0
6 N	Texas Tech	2	1					65 A	Baylor	3	10
25 A	Creighton	6	3					65 A	Baylor	12	4
								84 H	Air Force	12	3
								84 H	Air Force	7	6
LAST 10 GAMES											
176 A	UC Riverside	10	6	167 H	Michigan St.	5	2	167 H	Michigan St.	6	2
54 A	Minnesota	2	3	167 H	Michigan St.	4	1	167 H	Michigan St.	6	2
54 A	Minnesota	10	1	167 H	Michigan St.	4	1	84 H	Air Force	12	3
54 A	Minnesota	2	5	84 H	Air Force	7	6	84 H	Air Force	7	6
25 A	Creighton	6	3								

Non-Div. I Games:

Nebraska

Average RPI Win: 152		WON-LOST	WINNING	LAST 10	STRENGTH OF		OPP. STRENGTH	TEAM	ADJ	CONF.	ADJ CONF.
Average RPI Loss: 60		RECORD	PCT. RANK	GAMES	SCHEDULE		OF SCHEDULE	RPI	RPI	RPI	RPI
DIV. I ONLY		19-9-0	.67857	47	8-2-0		173	16	47	.56635	47
DIV. I NON-CONF.		12-7-0	.63158	80	1-0-0		237	27	96	.52928	96
TOTALS		RPI 1-25	RPI 26-50		W-L RECORDS		RPI 51-100		RPI 101-150		RPI 150+
19-9-0	0-0-0	2-4-0		OVERALL		5-4-0		5-1-0		7-0-0	
10-1-0	0-0-0	0-0-0		HOME		5-1-0		0-0-0		5-0-0	
9-8-0	0-0-0	2-4-0		AWAY		0-3-0		5-1-0		2-0-0	
0-0-0	0-0-0	0-0-0		NEUTRAL		0-0-0		0-0-0		0-0-0	
12-7-0	0-0-0	0-3-0		NON-CONFERENCE		3-3-0		2-1-0		7-0-0	
8-0-0	0-0-0	0-0-0		HOME		3-0-0		0-0-0		5-0-0	
4-7-0	0-0-0	0-0-		AWAY		0-3-0		2-1-0		2-0-0	
0-0-0	0-0-0	0-0-0		NEUTRAL		0-0-0		0-0-0		0-0-0	
7-2-0	0-0-0	2-1-0		CONFERENCE		2-1-0		3-0-0		0-0-0	
2-1-0	0-0-0	0-0-0		HOME		2-1-0		0-0-0		0-0-0	
5-1-0	0-0-0	2-1-0		AWAY		0-0-0		3-0-0		0-0-0	
0-0-0	0-0-0	0-0-0		NEUTRAL		0-0-0		0-0-0		0-0-0	
RPI S	Opponent	Score	RPI S	Opponent	Score	RPI S	Opponent	Score	RPI S	Opponent	Score
27 A	Missouri	4 14	27 A	Missouri	1 16	60 A	Louisiana Tech	4 9	135 A	Troy	10 4
30 A	Ole Miss	3 15	60 A	Louisiana Tech	4 5	135 A	Troy	10 6	135 A	Troy	9 3
34 A	Coastal Caro.	7 3	60 A	Louisiana Tech	6 8	140 A	SFA	2 4	140 A	SFA	7 6
34 A	Coastal Caro.	4 2	96 H	Missouri St.	14 2	140 A	SFA	11 2	202 A	Central Ark.	9 6
34 A	Coastal Caro.	0 6	96 H	Missouri St.	16 4	226 H	Valparaiso	7 1	226 H	Valparaiso	7 6
			96 H	Missouri St.	6 4	226 H	Valparaiso	4 1	246 A	Southeast Mo. St.	11 2
			98 H	South Alabama	6 0	262 H	Mississippi Val.	10 0	262 H	Mississippi Val.	4 2
			98 H	South Alabama	6 11						
			98 H	South Alabama	8 1						
LAST 10 GAMES											
34 A	Coastal Caro.	7 3	98 H	South Alabama	6 11						
34 A	Coastal Caro.	0 6	98 H	South Alabama	6 0						
34 A	Coastal Caro.	4 2	135 A	Troy	10 4						
246 A	Southeast Mo. St.	11 2	135 A	Troy	10 6						
98 H	South Alabama	8 1	135 A	Troy	9 3						

Non-Div. I Games:

Arkansas St.

Average RPI Win: 181		WON-LOST	WINNING	LAST 10	STRENGTH OF		OPP. STRENGTH	TEAM	ADJ	CONF.	ADJ CONF.			
Average RPI Loss: 74		RECORD	PCT. RANK	GAMES	SCHEDULE		OF SCHEDULE	RPI	RPI	RPI	RPI			
DIV. I ONLY		13-13-0	.5	151	2-8-0		41	134	48	.56616	48	7	7	
DIV. I NON-CONF.		13-13-0	.5	147	2-8-0		42	132	50	.56616	50	7	7	
TOTALS		RPI 1-25	RPI 26-50		W-L RECORDS		RPI 51-100		RPI 101-150		RPI 150+			
13-13-0		1-8-0	0-0-0		OVERALL		0-0-0		2-2-0		10-3-0			
3-2-0		0-0-0	0-0-0		HOME		0-0-0		0-1-0		3-1-0			
10-11-0		1-8-0	0-0-0		AWAY		0-0-0		2-1-0		7-2-0			
0-0-0		0-0-0	0-0-0		NEUTRAL		0-0-0		0-0-0		0-0-0			
13-13-0		1-8-0	0-0-0		NON-CONFERENCE		0-0-0		2-2-0		10-3-0			
3-2-0		0-0-0	0-0-0		HOME		0-0-0		0-1-0		3-1-0			
10-11-0		1-8-0	0-0-		AWAY		0-0-0		2-1-0		7-2-0			
0-0-0		0-0-0	0-0-0		NEUTRAL		0-0-0		0-0-0		0-0-0			
0-0-0		0-0-0	0-0-0		CONFERENCE		0-0-0		0-0-0		0-0-0			
0-0-0		0-0-0	0-0-0		HOME		0-0-0		0-0-0		0-0-0			
0-0-0		0-0-0	0-0-0		AWAY		0-0-0		0-0-0		0-0-0			
0-0-0		0-0-0	0-0-0		NEUTRAL		0-0-0		0-0-0		0-0-0			
RPI	S	Opponent	Score		RPI	S	Opponent	Score		RPI	S	Opponent	Score	
3	A	Vanderbilt	4	10						118	H	Milwaukee	3	6
3	A	Vanderbilt	1	9						139	A	Murray St.	9	5
3	A	Vanderbilt	7	3						139	A	Murray St.	4	3
16	A	Illinois	3	14						139	A	Murray St.	4	5
16	A	Illinois	2	4						173	H	Central Mich.	2	11
16	A	Illinois	1	12						173	H	Central Mich.	5	4
25	A	Creighton	3	17						173	H	Central Mich.	7	2
25	A	Creighton	3	7						191	H	UIC	4	0
25	A	Creighton	7	8						202	A	Central Ark.	1	4
										202	A	Central Ark.	8	0
										202	A	Central Ark.	4	6
										202	A	Central Ark.	6	3
										216	A	Belmont	27	11
										216	A	Belmont	10	6
										216	A	Belmont	14	3
										239	A	SIUE	16	9
										246	A	Southeast Mo. St.	18	6
LAST 10 GAMES														
25	A	Creighton	7	8	173	H	Central Mich.	5	4					
25	A	Creighton	3	7	25	A	Creighton	3	17					
139	A	Murray St.	4	3	118	H	Milwaukee	3	6					
202	A	Central Ark.	1	4	16	A	Illinois	1	12					
202	A	Central Ark.	8	0	16	A	Illinois	2	4					

Non-Div. I Games:

Illinois St.

Average RPI Win:		138	WON-LOST		WINNING		LAST 10		STRENGTH OF		OPP. STRENGTH		TEAM	ADJ		CONF.		ADJ CONF.						
Average RPI Loss:		130	RECORD		PCT. RANK		GAMES		SCHEDULE		OF SCHEDULE		RPI	RPI		RPI		RPI						
DIV. I ONLY			19-7-0		.73077		28		6-4-0		106		140		49		.56541		49		16		16	
DIV. I NON-CONF.			15-5-0		.75		35		2-2-0		106		89		41		.57271		41		17		17	
TOTALS		RPI 1-25		RPI 26-50		W-L RECORDS		RPI 51-100		RPI 101-150		RPI 150+												
19-7-0		1-2-0		0-0-0		OVERALL		7-0-0		4-0-0		7-5-0												
10-6-0		1-2-0		0-0-0		HOME		6-0-0		0-0-0		3-4-0												
9-1-0		0-0-0		0-0-0		AWAY		1-0-0		4-0-0		4-1-0												
0-0-0		0-0-0		0-0-0		NEUTRAL		0-0-0		0-0-0		0-0-0												
15-5-0		1-2-0		0-0-0		NON-CONFERENCE		7-0-0		4-0-0		3-3-0												
9-4-0		1-2-0		0-0-0		HOME		6-0-0		0-0-0		2-2-0												
6-1-0		0-0-0		0-0-		AWAY		1-0-0		4-0-0		1-1-0												
0-0-0		0-0-0		0-0-0		NEUTRAL		0-0-0		0-0-0		0-0-0												
4-2-0		0-0-0		0-0-0		CONFERENCE		0-0-0		0-0-0		4-2-0												
1-2-0		0-0-0		0-0-0		HOME		0-0-0		0-0-0		1-2-0												
3-0-0		0-0-0		0-0-0		AWAY		0-0-0		0-0-0		3-0-0												
0-0-0		0-0-0		0-0-0		NEUTRAL		0-0-0		0-0-0		0-0-0												
RPI	S	Opponent		Score		RPI	S	Opponent		Score		RPI	S	Opponent		Score		RPI	S	Opponent		Score		
21	H	West Virginia		1	9					5	2	71	H	Campbell		14	5	108	A	Virginia		9	3	
21	H	West Virginia		2	12					4	1	71	H	Campbell		7	3	142	A	High Point		4	3	
21	H	West Virginia		6	4					7	3	71	H	Campbell		4	1	142	A	High Point		8	6	
										4	3	73	A	VCU		15	4	142	A	High Point		6	2	
										3	2	87	H	Marist		15	4	154	H	Northeastern		6	7	
										8	3	87	H	Marist		3	2	154	H	Northeastern		4	9	
												87	H	Marist		15	4	154	H	Northeastern		15	4	
																3	6	159	A	Old Dominion		3	6	
																2	4	159	H	Old Dominion		2	4	
																8	1	204	A	UNCW		8	1	
																3	2	204	A	UNCW		3	2	
																3	2	204	A	UNCW		3	2	
																3	7	244	H	Sacred Heart		3	7	
																12	3	244	H	Sacred Heart		12	3	
																17	2	258	A	Norfolk St.		17	2	
																16	6	258	H	Norfolk St.		16	6	
LAST 10 GAMES						LAST 10 GAMES						LAST 10 GAMES						LAST 10 GAMES						
142		A		High Point		4	3	204		A		UNCW		8	1	142		A		UNCW		3	2	
142		A		High Point		6	2	204		A		UNCW		3	2	258		H		Norfolk St.		16	6	
87		H		Marist		3	2	258		H		Norfolk St.		16	6	159		H		Old Dominion		2	4	
87		H		Marist		8	3	159		H		Old Dominion		2	4	154		H		Northeastern		15	4	
204		A		UNCW		3	2	154		H		Northeastern		15	4									

Non-Div. I Games:

William & Mary

Average RPI Win:	153	WON-LOST	WINNING	LAST 10	STRENGTH OF	OPP. STRENGTH	TEAM	ADJ	CONF.	ADJ CONF.	
Average RPI Loss:	79	RECORD	PCT. RANK	GAMES	SCHEDULE	OF SCHEDULE	RPI	RPI	RPI	RPI	
DIV. I ONLY	12-10-0	.54545	122	9-1-0	58	108	50	.56494	50	15	15
DIV. I NON-CONF.	12-10-0	.54545	135	9-1-0	67	108	51	.56494	51	15	15
<hr/>											
TOTALS	RPI 1-25	RPI 26-50		W-L RECORDS	RPI 51-100		RPI 101-150		RPI 150+		
12-10-0	0-3-0	0-0-0		OVERALL	3-4-0		4-1-0		5-2-0		
6-0-0	0-0-0	0-0-0		HOME	1-0-0		3-0-0		2-0-0		
6-10-0	0-3-0	0-0-0		AWAY	2-4-0		1-1-0		3-2-0		
0-0-0	0-0-0	0-0-0		NEUTRAL	0-0-0		0-0-0		0-0-0		
12-10-0	0-3-0	0-0-0		NON-CONFERENCE	3-4-0		4-1-0		5-2-0		
6-0-0	0-0-0	0-0-0		HOME	1-0-0		3-0-0		2-0-0		
6-10-0	0-3-0	0-0-		AWAY	2-4-0		1-1-0		3-2-0		
0-0-0	0-0-0	0-0-0		NEUTRAL	0-0-0		0-0-0		0-0-0		
0-0-0	0-0-0	0-0-0		CONFERENCE	0-0-0		0-0-0		0-0-0		
0-0-0	0-0-0	0-0-0		HOME	0-0-0		0-0-0		0-0-0		
0-0-0	0-0-0	0-0-0		AWAY	0-0-0		0-0-0		0-0-0		
0-0-0	0-0-0	0-0-0		NEUTRAL	0-0-0		0-0-0		0-0-0		
RPI	S	Opponent	Score	RPI	S	Opponent	Score	RPI	S	Opponent	Score
2	A	UCLA	2 3					53	A	UC Irvine	0 3
2	A	UCLA	1 11					53	A	UC Irvine	0 3
2	A	UCLA	0 9					53	A	UC Irvine	4 3
								66	A	San Diego	7 5
								66	A	San Diego	1 2
								66	A	San Diego	3 9
								87	H	Marist	7 3

Non-Div. I Games:

St. John's (NY)

Average RPI Win: 128		WON-LOST RECORD		WINNING PCT. RANK		LAST 10 GAMES		STRENGTH OF SCHEDULE		OPP. STRENGTH OF SCHEDULE		TEAM RPI		ADJ RPI		CONF. RPI		ADJ CONF. RPI	
DIV. I ONLY		14-10-0		.58333 97		7-3-0		80		81		51		.56295 51		8		8	
DIV. I NON-CONF.		11-7-0		.61111 93		4-0-0		153		131		78		.54448 78		6		6	
TOTALS		RPI 1-25		RPI 26-50		W-L RECORDS		RPI 51-100		RPI 101-150		RPI 150+							
14-10-0		5-1-0		0-3-0		OVERALL		1-2-0		1-0-0		7-4-0							
7-1-0		3-0-0		0-0-0		HOME		0-0-0		1-0-0		3-1-0							
5-8-0		2-1-0		0-3-0		AWAY		1-2-0		0-0-0		2-2-0							
2-1-0		0-0-0		0-0-0		NEUTRAL		0-0-0		0-0-0		2-1-0							
11-7-0		2-1-0		0-0-0		NON-CONFERENCE		1-2-0		1-0-0		7-4-0							
4-1-0		0-0-0		0-0-0		HOME		0-0-0		1-0-0		3-1-0							
5-5-0		2-1-0		0-0-		AWAY		1-2-0		0-0-0		2-2-0							
2-1-0		0-0-0		0-0-0		NEUTRAL		0-0-0		0-0-0		2-1-0							
3-3-0		3-0-0		0-3-0		CONFERENCE		0-0-0		0-0-0		0-0-0							
3-0-0		3-0-0		0-0-0		HOME		0-0-0		0-0-0		0-0-0							
0-3-0		0-0-0		0-3-0		AWAY		0-0-0		0-0-0		0-0-0							
0-0-0		0-0-0		0-0-0		NEUTRAL		0-0-0		0-0-0		0-0-0							
RPI	S	Opponent		Score		RPI	S	Opponent		Score		RPI	S	Opponent		Score			
16	H	Illinois		2 1		35	A	Indiana		2 3		52	A	Evansville		18 7			
16	H	Illinois		8 4		35	A	Indiana		1 7		52	A	Evansville		1 3			
16	H	Illinois		3 1		35	A	Indiana		1 13		52	A	Evansville		0 6			
20	A	Oklahoma St.		5 4															
20	A	Oklahoma St.		4 5															
20	A	Oklahoma St.		3 2															

Non-Div. I Games: Simpson 7 2

Iowa

Average RPI Win:	108	WON-LOST	WINNING	LAST 10	STRENGTH OF	OPP. STRENGTH	TEAM	ADJ	CONF.	ADJ CONF.					
Average RPI Loss:	97	RECORD	PCT. RANK	GAMES	SCHEDULE	OF SCHEDULE	RPI	RPI	RPI	RPI					
DIV. I ONLY		14-9-0	.6087	86	7-3-0	130	23	52	.56101	52	7	7			
DIV. I NON-CONF.		11-9-0	.55	128	4-3-0	143	9	81	.54191	81	7	7			
<hr/>															
TOTALS	RPI 1-25	RPI 26-50		W-L RECORDS		RPI 51-100		RPI 101-150		RPI 150+					
14-9-0	2-2-0	1-2-0		OVERALL		4-1-0		3-0-0		4-4-0					
5-2-0	2-1-0	0-0-0		HOME		2-1-0		0-0-0		1-0-0					
7-7-0	0-1-0	1-2-0		AWAY		0-0-0		3-0-0		3-4-0					
2-0-0	0-0-0	0-0-0		NEUTRAL		2-0-0		0-0-0		0-0-0					
11-9-0	2-2-0	1-2-0		NON-CONFERENCE		4-1-0		0-0-0		4-4-0					
5-2-0	2-1-0	0-0-0		HOME		2-1-0		0-0-0		1-0-0					
4-7-0	0-1-0	1-0-		AWAY		0-0-0		0-0-0		3-4-0					
2-0-0	0-0-0	0-0-0		NEUTRAL		2-0-0		0-0-0		0-0-0					
3-0-0	0-0-0	0-0-0		CONFERENCE		0-0-0		3-0-0		0-0-0					
0-0-0	0-0-0	0-0-0		HOME		0-0-0		0-0-0		0-0-0					
3-0-0	0-0-0	0-0-0		AWAY		0-0-0		3-0-0		0-0-0					
0-0-0	0-0-0	0-0-0		NEUTRAL		0-0-0		0-0-0		0-0-0					
RPI	S	Opponent	Score	RPI	S	Opponent	Score	RPI	S	Opponent	Score				
3	A	Vanderbilt	4 5	42	A	Xavier	8 11	51	H	Iowa	7 18	143	A	Bradley	1 0
25	H	Creighton	11 0	42	A	Xavier	10 2	51	H	Iowa	6 0	143	A	Bradley	4 2
25	H	Creighton	4 10	42	A	Xavier	2 5	51	H	Iowa	3 1	143	A	Bradley	6 4
25	H	Creighton	7 1					61	N	Boston College	4 3	156	A	Mercer	7 2
								61	N	Boston College	4 0	156	A	Mercer	4 5
												156	A	Mercer	6 7
												185	A	Little Rock	3 1
												185	A	Little Rock	5 7
												185	A	Little Rock	10 5
												215	A	Eastern Ky.	0 2
												239	H	SIUE	9 5
				LAST 10 GAMES											
				143 A Bradley 6 4				42 A Xavier 2 5							
				143 A Bradley 4 2				42 A Xavier 8 11							
				143 A Bradley 1 0				25 H Creighton 4 10							
				239 H SIUE 9 5				25 H Creighton 11 0							
				42 A Xavier 10 2				25 H Creighton 7 1							

Non-Div. I Games:

Evansville

Average RPI Win:		142	WON-LOST RECORD		WINNING PCT. RANK		LAST 10 GAMES		STRENGTH OF SCHEDULE		OPP. STRENGTH OF SCHEDULE		TEAM RPI	ADJ RPI		CONF. RPI	ADJ CONF. RPI								
Average RPI Loss:		95																							
DIV. I ONLY			18-5-0		.78261		17		9-1-0		239		13		53		.5589		53		12		12		
DIV. I NON-CONF.			16-4-0		.8		22		7-0-0		236		10		57		.56142		57		11		11		
TOTALS		RPI 1-25		RPI 26-50		W-L RECORDS		RPI 51-100		RPI 101-150		RPI 150+													
18-5-0		0-0-0		4-2-0		OVERALL		3-1-0		3-1-0		8-1-0													
8-2-0		0-0-0		4-2-0		HOME		1-0-0		0-0-0		3-0-0													
10-3-0		0-0-0		0-0-0		AWAY		2-1-0		3-1-0		5-1-0													
0-0-0		0-0-0		0-0-0		NEUTRAL		0-0-0		0-0-0		0-0-0													
16-4-0		0-0-0		4-2-0		NON-CONFERENCE		3-1-0		3-1-0		6-0-0													
8-2-0		0-0-0		4-2-0		HOME		1-0-0		0-0-0		3-0-0													
8-2-0		0-0-0		0-0-		AWAY		2-1-0		3-1-0		3-0-0													
0-0-0		0-0-0		0-0-0		NEUTRAL		0-0-0		0-0-0		0-0-0													
2-1-0		0-0-0		0-0-0		CONFERENCE		0-0-0		0-0-0		2-1-0													
0-0-0		0-0-0		0-0-0		HOME		0-0-0		0-0-0		0-0-0													
2-1-0		0-0-0		0-0-0		AWAY		0-0-0		0-0-0		2-1-0													
0-0-0		0-0-0		0-0-0		NEUTRAL		0-0-0		0-0-0		0-0-0													
RPI	S	Opponent		Score		RPI	S	Opponent		Score		RPI	S	Opponent		Score									
				45	H	Washington		5		9		66	H	San Diego		17		7	113	A	San Diego St.		3		9
				45	H	Washington		2		1		67	A	Loyola Marymount		3		7	117	A	Rice		11		5
				45	H	Washington		6		4		96	A	Missouri St.		3		2	117	A	Rice		11		4
				50	H	St. John's (NY)		3		0		96	A	Missouri St.		4		1	117	A	Rice		7		0
				50	H	St. John's (NY)		3		4									193	H	Washington St.		8		4
				50	H	St. John's (NY)		3		0									193	H	Washington St.		5		1
																			193	H	Washington St.		4		1
																			198	A	Hawaii		8		5
																			198	A	Hawaii		4		0
																			198	A	Hawaii		2		10
																			260	A	Utah Valley		17		4
																			260	A	Utah Valley		15		0
																			260	A	Utah Valley		17		4
				LAST 10 GAMES																					
				198	A	Hawaii		4		0		193	H	Washington St.		5		1							
				198	A	Hawaii		8		5		193	H	Washington St.		4		1							
				198	A	Hawaii		2		10		260	A	Utah Valley		17		4							
				66	H	San Diego		17		7		260	A	Utah Valley		17		4							
				193	H	Washington St.		8		4		260	A	Utah Valley		15		0							

Non-Div. I Games:

UC Irvine

Average RPI Win: 130		WON-LOST RECORD		WINNING PCT. RANK		LAST 10 GAMES		STRENGTH OF SCHEDULE		OPP. STRENGTH OF SCHEDULE		TEAM RPI		ADJ RPI		CONF. RPI		ADJ CONF. RPI					
DIV. I ONLY		10-14-0		.41667 201		7-3-0		22		56		54		.55866 54		8		8					
DIV. I NON-CONF.		5-13-0		.27778 241		2-2-0		41		19		115		.51942 115		6		6					
TOTALS		RPI 1-25		RPI 26-50		W-L RECORDS		RPI 51-100		RPI 101-150		RPI 150+											
10-14-0		0-5-0		4-6-0		OVERALL		0-1-0		3-1-0		3-1-0											
2-1-0		0-0-0		2-1-0		HOME		0-0-0		0-0-0		0-0-0											
7-7-0		0-3-0		1-3-0		AWAY		0-0-0		3-0-0		3-1-0											
1-6-0		0-2-0		1-2-0		NEUTRAL		0-1-0		0-1-0		0-0-0											
5-13-0		0-5-0		2-5-0		NON-CONFERENCE		0-1-0		0-1-0		3-1-0											
0-0-0		0-0-0		0-0-0		HOME		0-0-0		0-0-0		0-0-0											
4-7-0		0-3-0		1-0-		AWAY		0-0-0		0-0-0		3-1-0											
1-6-0		0-2-0		1-2-0		NEUTRAL		0-1-0		0-1-0		0-0-0											
5-1-0		0-0-0		2-1-0		CONFERENCE		0-0-0		3-0-0		0-0-0											
2-1-0		0-0-0		2-1-0		HOME		0-0-0		0-0-0		0-0-0											
3-0-0		0-0-0		0-0-0		AWAY		0-0-0		3-0-0		0-0-0											
0-0-0		0-0-0		0-0-0		NEUTRAL		0-0-0		0-0-0		0-0-0											
RPI	S	Opponent		Score		RPI	S	Opponent		Score		RPI	S	Opponent		Score							
1	N	Oregon St.		1	13	31	A	Pepperdine		12	13	66	N	San Diego		5	6	129	N	New Mexico	1	11	
1	N	Oregon St.		1	2	32	N	Gonzaga		5	6			131 A Penn St.		7	5						
12	A	NC State		4	5	32	N	Gonzaga		8	5			131 A Penn St.		5	1						
12	A	NC State		2	3	39	A	DBU		9	7			131 A Penn St.		8	6						
12	A	NC State		4	8	39	A	DBU		0	9			238 A Seattle U		3	2						
						39	A	DBU		5	7			251 A Long Beach St.		19	6						
						45	N	Washington		5	7			251 A Long Beach St.		6	2						
						46	H	Nebraska		3	2			251 A Long Beach St.		4	6						
						46	H	Nebraska		5	2												
						46	H	Nebraska		1	10												
						LAST 10 GAMES																	
						12	A	NC State		4	8	131	A	Penn St.		8	6						
						12	A	NC State		2	3	131	A	Penn St.		5	1						
						46	H	Nebraska		3	2	131	A	Penn St.		7	5						
						46	H	Nebraska		1	10	31	A	Pepperdine		12	13						
						46	H	Nebraska		5	2	251	A	Long Beach St.		19	6						

Non-Div. I Games: Augsburg 9 3

Minnesota

Average RPI Win:		164	WON-LOST RECORD		WINNING PCT. RANK		LAST 10 GAMES		STRENGTH OF SCHEDULE		OPP. STRENGTH OF SCHEDULE		TEAM RPI	ADJ RPI		CONF. RPI	ADJ CONF. RPI		
DIV. I ONLY			20-9-0		.68966 40		4-6-0		124		65		55	.55839 55		1	1		
DIV. I NON-CONF.			17-2-0		.89474 6		1-0-0		259		164		79	.54411 79		1	1		
TOTALS		RPI 1-25		RPI 26-50				W-L RECORDS		RPI 51-100				RPI 101-150				RPI 150+	
20-9-0		2-2-0		1-5-0				OVERALL		3-0-0				2-1-0				12-1-0	
15-4-0		1-2-0		0-0-0				HOME		0-0-0				2-1-0				12-1-0	
4-5-0		0-0-0		1-5-0				AWAY		3-0-0				0-0-0				0-0-0	
1-0-0		1-0-0		0-0-0				NEUTRAL		0-0-0				0-0-0				0-0-0	
17-2-0		0-0-0		0-0-0				NON-CONFERENCE		3-0-0				2-1-0				12-1-0	
14-2-0		0-0-0		0-0-0				HOME		0-0-0				2-1-0				12-1-0	
3-0-0		0-0-0		0-0-				AWAY		3-0-0				0-0-0				0-0-0	
0-0-0		0-0-0		0-0-0				NEUTRAL		0-0-0				0-0-0				0-0-0	
3-7-0		2-2-0		1-5-0				CONFERENCE		0-0-0				0-0-0				0-0-0	
1-2-0		1-2-0		0-0-0				HOME		0-0-0				0-0-0				0-0-0	
1-5-0		0-0-0		1-5-0				AWAY		0-0-0				0-0-0				0-0-0	
1-0-0		1-0-0		0-0-0				NEUTRAL		0-0-0				0-0-0				0-0-0	
RPI	S	Opponent		Score		RPI	S	Opponent		Score		RPI	S	Opponent		Score			
4	N	Auburn		6	3	30	A	Ole Miss		0	1	98	A	South Alabama		7	3		
5	H	Arkansas		2	10	30	A	Ole Miss		8	6	98	A	South Alabama		6	1		
5	H	Arkansas		3	12	30	A	Ole Miss		2	12	98	A	South Alabama		10	5		
5	H	Arkansas		10	0	33	A	Florida		1	3								
						33	A	Florida		3	12								
						33	A	Florida		3	6								

Non-Div. I Games:

Alabama

Average RPI Win:		117	WON-LOST		WINNING		LAST 10		STRENGTH OF		OPP. STRENGTH		TEAM	ADJ		CONF.	ADJ CONF.		
Average RPI Loss:		84	RECORD		PCT. RANK		GAMES		SCHEDULE		OF SCHEDULE		RPI	RPI		RPI	RPI		
DIV. I ONLY			18-10-0		.64286		63		7-3-0		123		25		56		.55815		
DIV. I NON-CONF.			12-7-0		.63158		80		1-1-0		62		20		49		.56874		
TOTALS		RPI 1-25		RPI 26-50		W-L RECORDS		RPI 51-100		RPI 101-150		RPI 150+							
18-10-0		2-3-0		0-0-0		OVERALL		4-5-0		6-0-0		6-2-0							
8-4-0		1-2-0		0-0-0		HOME		2-1-0		2-0-0		3-1-0							
7-4-0		0-0-0		0-0-0		AWAY		1-3-0		3-0-0		3-1-0							
3-2-0		1-1-0		0-0-0		NEUTRAL		1-1-0		1-0-0		0-0-0							
12-7-0		2-3-0		0-0-0		NON-CONFERENCE		3-3-0		6-0-0		1-1-0							
5-4-0		1-2-0		0-0-0		HOME		2-1-0		2-0-0		0-1-0							
4-1-0		0-0-0		0-0-		AWAY		0-1-0		3-0-0		1-0-0							
3-2-0		1-1-0		0-0-0		NEUTRAL		1-1-0		1-0-0		0-0-0							
6-3-0		0-0-0		0-0-0		CONFERENCE		1-2-0		0-0-0		5-1-0							
3-0-0		0-0-0		0-0-0		HOME		0-0-0		0-0-0		3-0-0							
3-3-0		0-0-0		0-0-0		AWAY		1-2-0		0-0-0		2-1-0							
0-0-0		0-0-0		0-0-0		NEUTRAL		0-0-0		0-0-0		0-0-0							
RPI	S	Opponent		Score		RPI	S	Opponent		Score		RPI	S	Opponent		Score			
13	H	UConn		4	8					65	N	Baylor	4	5	117	A	Rice	5	0
13	H	UConn		1	4					75	N	Houston	9	4	117	H	Rice	7	6
13	H	UConn		5	3					79	H	A&M-Corpus Christi	5	12	117	N	Rice	1	0
25	N	Creighton		12	9					83	A	Incarnate Word	1	6	122	A	McNeese	18	10
25	N	Creighton		5	6					83	H	Incarnate Word	7	4	122	A	McNeese	5	3
										96	H	Missouri St.	10	0	126	H	Utah	8	3
										98	A	South Alabama	7	10	151	A	UTSA	8	3
										98	A	South Alabama	0	1	152	H	La.-Monroe	5	1
										98	A	South Alabama	8	2	152	H	La.-Monroe	13	1
															152	H	La.-Monroe	6	5
															165	H	Nevada	0	4
															196	A	Appalachian St.	5	4
															196	A	Appalachian St.	8	3
															196	A	Appalachian St.	0	3
LAST 10 GAMES						LAST 10 GAMES						LAST 10 GAMES							
196 A Appalachian St.						0	3	152 H La.-Monroe						6	5				
196 A Appalachian St.						5	4	152 H La.-Monroe						5	1				
196 A Appalachian St.						8	3	83 A Incarnate Word						1	6				
117 H Rice						7	6	98 A South Alabama						8	2				
152 H La.-Monroe						13	1	98 A South Alabama						0	1				

Non-Div. I Games:

Texas St.

Average RPI Win:	136	WON-LOST RECORD	WINNING PCT. RANK	LAST 10 GAMES	STRENGTH OF SCHEDULE	OPP. STRENGTH OF SCHEDULE	TEAM RPI	ADJ RPI	CONF. RPI	ADJ CONF. RPI		
DIV. I ONLY		11-14-0	.44	181	5-5-0	18	137	57	.55779	57	4	4
DIV. I NON-CONF.		5-8-0	.38462	202	1-0-0	78	225	150	.49912	150	4	4
<hr/>												
TOTALS	RPI 1-25	RPI 26-50		W-L RECORDS		RPI 51-100		RPI 101-150		RPI 150+		
11-14-0	2-4-0	1-2-0		OVERALL		4-4-0		0-3-0		4-1-0		
2-2-0	0-0-0	0-0-0		HOME		1-2-0		0-0-0		1-0-0		
6-8-0	2-4-0	1-2-0		AWAY		2-1-0		0-1-0		1-0-0		
3-4-0	0-0-0	0-0-0		NEUTRAL		1-1-0		0-2-0		2-1-0		
5-8-0	0-3-0	0-0-0		NON-CONFERENCE		1-1-0		0-3-0		4-1-0		
1-0-0	0-0-0	0-0-0		HOME		0-0-0		0-0-0		1-0-0		
1-4-0	0-3-0	0-0-		AWAY		0-0-0		0-1-0		1-0-0		
3-4-0	0-0-0	0-0-0		NEUTRAL		1-1-0		0-2-0		2-1-0		
6-6-0	2-1-0	1-2-0		CONFERENCE		3-3-0		0-0-0		0-0-0		
1-2-0	0-0-0	0-0-0		HOME		1-2-0		0-0-0		0-0-0		
5-4-0	2-1-0	1-2-0		AWAY		2-1-0		0-0-0		0-0-0		
0-0-0	0-0-0	0-0-0		NEUTRAL		0-0-0		0-0-0		0-0-0		
RPI S	Opponent	Score		RPI S	Opponent	Score		RPI S	Opponent	Score		
8 A	Arizona St.	1	10	29 A	Georgia Tech	9	6	83 N	Incarnate Word	2	1	
8 A	Arizona St.	7	20	29 A	Georgia Tech	7	8	83 N	Incarnate Word	7	15	
8 A	Arizona St.	5	16	29 A	Georgia Tech	2	11	91 H	Florida St.	12	3	
15 A	Clemson	9	2					91 H	Florida St.	1	7	
15 A	Clemson	1	5					91 H	Florida St.	1	3	
15 A	Clemson	4	2					100 A	Wake Forest	8	7	
								100 A	Wake Forest	7	4	
								100 A	Wake Forest	4	7	
										</		

Non-Div. I Games:

Notre Dame

Average RPI Win:	145	WON-LOST	WINNING	LAST 10	STRENGTH OF	OPP. STRENGTH	TEAM	ADJ	CONF.	ADJ CONF.	
Average RPI Loss:	89	RECORD	PCT. RANK	GAMES	SCHEDULE	OF SCHEDULE	RPI	RPI	RPI	RPI	
DIV. I ONLY	19-10-0	.65517	55	7-3-0	135	50	59	.55684	59	9	9
DIV. I NON-CONF.	12-8-0	.6	96	1-2-0	82	86	54	.56375	54	9	9
<hr/>											
TOTALS	RPI 1-25	RPI 26-50		W-L RECORDS	RPI 51-100		RPI 101-150		RPI 150+		
19-10-0	0-0-0	1-1-0		OVERALL	9-7-0		1-1-0		8-1-0		
7-5-0	0-0-0	0-0-0		HOME	5-3-0		1-1-0		1-1-0		
12-4-0	0-0-0	1-1-0		AWAY	4-3-0		0-0-0		7-0-0		
0-1-0	0-0-0	0-0-0		NEUTRAL	0-1-0		0-0-0		0-0-0		
<hr/>											
12-8-0	0-0-0	1-1-0		NON-CONFERENCE	5-5-0		1-1-0		5-1-0		
3-3-0	0-0-0	0-0-0		HOME	1-1-0		1-1-0		1-1-0		
9-4-0	0-0-0	1-0-		AWAY	4-3-0		0-0-0		4-0-0		
0-1-0	0-0-0	0-0-0		NEUTRAL	0-1-0		0-0-0		0-0-0		
<hr/>											
7-2-0	0-0-0	0-0-0		CONFERENCE	4-2-0		0-0-0		3-0-0		
4-2-0	0-0-0	0-0-0		HOME	4-2-0		0-0-0		0-0-0		
3-0-0	0-0-0	0-0-0		AWAY	0-0-0		0-0-0		3-0-0		
0-0-0	0-0-0	0-0-0		NEUTRAL	0-0-0		0-0-0		0-0-0		
<hr/>											
RPI S	Opponent	Score	RPI S	Opponent	Score	RPI S	Opponent	Score	RPI S	Opponent	Score
			26 A	Oklahoma	1 9	74 H	Ga. Southern	3 5	140 H	SFA	9 11
			39 A	DBU	9 0	74 H	Ga. Southern	12 5	140 H	SFA	9 8
						74 H	Ga. Southern	8 15	170 A	Abilene Christian	2 0
						76 H	Wichita St.	5 2	170 H	Abilene Christian	2 4
						76 H	Wichita St.	6 8	214 A	Georgia St.	4 3
						79 A	A&M-Corpus Christi	7 3	214 A	Georgia St.	14 6
						79 A	A&M-Corpus Christi	1 5	214 A	Georgia St.	4 2
						79 A	A&M-Corpus Christi	3 9	238 A	Seattle U	2 1
						79 A	A&M-Corpus Christi	10 9	238 A	Seattle U	3 1
						83 A	Incarnate Word	2 6	238 A	Seattle U	6 5
						83 A	Incarnate Word	3 2	286 H	Ark.-Pine Bluff	10 2
						83 A	Incarnate Word	7 3			
						85 N	TCU	3 5			
						98 H	South Alabama	6 3			
						98 H	South Alabama	9 7			
						98 H	South Alabama	11 5			
<hr/>											
LAST 10 GAMES											
			98 H	South Alabama	11 5	214 A	Georgia St.	4 2			
			98 H	South Alabama	9 7	214 A	Georgia St.	4 3			
			98 H	South Alabama	6 3	214 A	Georgia St.	14 6			
			170 H	Abilene Christian	2 4	85 N	TCU	3 5			
			39 A	DBU	9 0	74 H	Ga. Southern	8 15			

Non-Div. I Games:

UT Arlington

L
o
u
i
s
i
a
n
a
T
e
c
h

Louisiana Tech

Average RPI Win:	167	WON-LOST RECORD	WINNING PCT. RANK	LAST 10 GAMES	STRENGTH OF SCHEDULE	OPP. STRENGTH OF SCHEDULE	TEAM RPI	ADJ RPI	CONF. RPI	ADJ CONF. RPI		
DIV. I ONLY		14-13-0	.51852	136	4-6-0	57	122	61	.55622	61	4	4
DIV. I NON-CONF.		9-6-0	.6	96	1-2-0	239	194	125	.51394	125	4	4
<hr/>												
TOTALS	RPI 1-25	RPI 26-50		W-L RECORDS		RPI 51-100		RPI 101-150		RPI 150+		
14-13-0	2-5-0	0-0-0		OVERALL		4-5-0		0-0-0		8-3-0		
3-2-0	1-2-0	0-0-0		HOME		0-0-0		0-0-0		2-0-0		
11-9-0	1-3-0	0-0-0		AWAY		4-3-0		0-0-0		6-3-0		
0-2-0	0-0-0	0-0-0		NEUTRAL		0-2-0		0-0-0		0-0-0		
9-6-0	0-1-0	0-0-0		NON-CONFERENCE		1-2-0		0-0-0		8-3-0		
2-0-0	0-0-0	0-0-0		HOME		0-0-0		0-0-0		2-0-0		
7-4-0	0-1-0	0-0-		AWAY		1-0-0		0-0-0		6-3-0		
0-2-0	0-0-0	0-0-0		NEUTRAL		0-2-0		0-0-0		0-0-0		
5-7-0	2-4-0	0-0-0		CONFERENCE		3-3-0		0-0-0		0-0-0		
1-2-0	1-2-0	0-0-0		HOME		0-0-0		0-0-0		0-0-0		
4-5-0	1-2-0	0-0-0		AWAY		3-3-0		0-0-0		0-0-0		
0-0-0	0-0-0	0-0-0		NEUTRAL		0-0-0		0-0-0		0-0-0		
RPI	S	Opponent	Score	RPI	S	Opponent	Score	RPI	S	Opponent	Score	
13	A	UConn	1 3					52	N	Evansville	0 4	
15	H	Clemson	1 8					52	N	Evansville	3 4	
15	H	Clemson	3 2					64	A	Kentucky	12 3	
15	H	Clemson	5 9					91	A	Florida St.	3 4	
19	A	Louisville	0 4					91	A	Florida St.	10 7	
19	A	Louisville	6 4					91	A	Florida St.	8 0	
19	A	Louisville	4 11					100	A	Wake Forest	3 13	
								100	A	Wake Forest	5 3	
								100	A	Wake Forest	9 22	

Non-Div. I Games:

Boston College

Average RPI Win:	163	WON-LOST RECORD	WINNING PCT. RANK	LAST 10 GAMES	STRENGTH OF SCHEDULE	OPP. STRENGTH OF SCHEDULE	TEAM RPI	ADJ RPI	CONF. RPI	ADJ CONF. RPI		
DIV. I ONLY		17-11-0	.60714	89	3-7-0	33	100	62	.55595	62	1	1
DIV. I NON-CONF.		15-4-0	.78947	27	1-1-0	160	189	70	.55112	70	1	1
TOTALS	RPI 1-25	RPI 26-50		W-L RECORDS		RPI 51-100		RPI 101-150		RPI 150+		
17-11-0	4-8-0	0-0-0		OVERALL		2-1-0		0-1-0		11-1-0		
13-8-0	2-5-0	0-0-0		HOME		2-1-0		0-1-0		9-1-0		
4-2-0	2-2-0	0-0-0		AWAY		0-0-0		0-0-0		2-0-0		
0-1-0	0-1-0	0-0-0		NEUTRAL		0-0-0		0-0-0		0-0-0		
15-4-0	2-1-0	0-0-0		NON-CONFERENCE		2-1-0		0-1-0		11-1-0		
12-3-0	1-0-0	0-0-0		HOME		2-1-0		0-1-0		9-1-0		
3-0-0	1-0-0	0-0-		AWAY		0-0-0		0-0-0		2-0-0		
0-1-0	0-1-0	0-0-0		NEUTRAL		0-0-0		0-0-0		0-0-0		
2-7-0	2-7-0	0-0-0		CONFERENCE		0-0-0		0-0-0		0-0-0		
1-5-0	1-5-0	0-0-0		HOME		0-0-0		0-0-0		0-0-0		
1-2-0	1-2-0	0-0-0		AWAY		0-0-0		0-0-0		0-0-0		
0-0-0	0-0-0	0-0-0		NEUTRAL		0-0-0		0-0-0		0-0-0		
RPI	S	Opponent	Score	RPI	S	Opponent	Score	RPI	S	Opponent	Score	
4	H	Auburn	4 0					78	H	Liberty	5 6	
4	H	Auburn	2 4					78	H	Liberty	3 2	
4	H	Auburn	5 7					78	H	Liberty	13 7	
7	A	Tennessee	3 6									
7	A	Tennessee	5 15									
7	A	Tennessee	3 2									
15	A	Clemson	5 4									
15	H	Clemson	14 3									
15	N	Clemson	5 11									
24	H	Georgia	7 8									
24	H	Georgia	1 6									
24	H	Georgia	2 4									
											</	

Non-Div. I Games:

South Carolina

Average RPI Win:	192	WON-LOST RECORD	WINNING PCT. RANK	LAST 10 GAMES	STRENGTH OF SCHEDULE	OPP. STRENGTH OF SCHEDULE	TEAM RPI	ADJ RPI	CONF. RPI	ADJ CONF. RPI		
DIV. I ONLY		18-10-0	.64286	63	7-3-0	103	112	63	.55537	63	17	17
DIV. I NON-CONF.		13-9-0	.59091	102	2-2-0	92	74	80	.54343	80	19	19
<hr/>												
TOTALS	RPI 1-25	RPI 26-50		W-L RECORDS		RPI 51-100		RPI 101-150		RPI 150+		
18-10-0	0-0-0	1-7-0		OVERALL		1-2-0		1-0-0		15-1-0		
12-4-0	0-0-0	0-4-0		HOME		0-0-0		1-0-0		11-0-0		
6-6-0	0-0-0	1-3-0		AWAY		1-2-0		0-0-0		4-1-0		
0-0-0	0-0-0	0-0-0		NEUTRAL		0-0-0		0-0-0		0-0-0		
13-9-0	0-0-0	1-7-0		NON-CONFERENCE		1-2-0		1-0-0		10-0-0		
9-4-0	0-0-0	0-4-0		HOME		0-0-0		1-0-0		8-0-0		
4-5-0	0-0-0	1-0-		AWAY		1-2-0		0-0-0		2-0-0		
0-0-0	0-0-0	0-0-0		NEUTRAL		0-0-0		0-0-0		0-0-0		
5-1-0	0-0-0	0-0-0		CONFERENCE		0-0-0		0-0-0		5-1-0		
3-0-0	0-0-0	0-0-0		HOME		0-0-0		0-0-0		3-0-0		
2-1-0	0-0-0	0-0-0		AWAY		0-0-0		0-0-0		2-1-0		
0-0-0	0-0-0	0-0-0		NEUTRAL		0-0-0		0-0-0		0-0-0		
RPI	S	Opponent	Score	RPI	S	Opponent	Score	RPI	S	Opponent	Score	
				33	A	Florida	8 13	80	A	UNC Greensboro	4 5	
				33	H	Florida	4 5	80	A	UNC Greensboro	8 4	
				36	H	Indiana St.	3 8	80	A	UNC Greensboro	3 13	
				36	H	Indiana St.	1 7					
				36	H	Indiana St.	7 13					
				38	A	UCF	8 5					
				38	A	UCF	0 3					
				38	A	UCF	4 6					
				LAST 10 GAMES								
				158	A	NJIT	2 5	187	H	Lipscomb	3 2	
				158	A	NJIT	5 2	187	H	Lipscomb	5 4	
				230	H	Brown	6 2	187	H	Lipscomb	6 5	
				158	A	NJIT	6 5	33	A	Florida	8 13	
				282	A	Florida A&M	5 2	80	A	UNC Greensboro	8 4	

Non-Div. I Games:

Jacksonville

Average RPI Win: 170		WON-LOST	WINNING	LAST 10	STRENGTH OF		OPP. STRENGTH	TEAM	ADJ		CONF.	ADJ CONF.
Average RPI Loss: 17		RECORD	PCT. RANK	GAMES	SCHEDULE		OF SCHEDULE	RPI	RPI		RPI	RPI
DIV. I ONLY		16-12-0	.57143	102	40		55	64	.55535		64	1
DIV. I NON-CONF.		15-4-0	.78947	27	150		113	34	.57706		34	1
TOTALS		RPI 1-25	RPI 26-50		W-L RECORDS		RPI 51-100		RPI 101-150		RPI 150+	
16-12-0		1-11-0	1-0-0		OVERALL		0-1-0		4-0-0		10-0-0	
13-6-0		1-5-0	1-0-0		HOME		0-1-0		1-0-0		10-0-0	
3-6-0		0-6-0	0-0-0		AWAY		0-0-0		3-0-0		0-0-0	
0-0-0		0-0-0	0-0-0		NEUTRAL		0-0-0		0-0-0		0-0-0	
15-4-0		0-3-0	1-0-0		NON-CONFERENCE		0-1-0		4-0-0		10-0-0	
12-1-0		0-0-0	1-0-0		HOME		0-1-0		1-0-0		10-0-0	
3-3-0		0-3-0	0-0-0		AWAY		0-0-0		3-0-0		0-0-0	
0-0-0		0-0-0	0-0-0		NEUTRAL		0-0-0		0-0-0		0-0-0	
1-8-0		1-8-0	0-0-0		CONFERENCE		0-0-0		0-0-0		0-0-0	
1-5-0		1-5-0	0-0-0		HOME		0-0-0		0-0-0		0-0-0	
0-3-0		0-3-0	0-0-0		AWAY		0-0-0		0-0-0		0-0-0	
0-0-0		0-0-0	0-0-0		NEUTRAL		0-0-0		0-0-0		0-0-0	
RPI S	Opponent	Score	RPI S	Opponent	Score	RPI S	Opponent	Score	RPI S	Opponent	Score	
6 A	Texas Tech	7 10	42 H	Xavier	16 3	61 H	Boston College	3 12	107 H	Morehead St.	7 0	
6 A	Texas Tech	4 7							145 A	Austin Peay	8 4	
6 A	Texas Tech	4 19							145 A	Austin Peay	12 5	
10 A	LSU	4 16							145 A	Austin Peay	11 1	
10 A	LSU	1 2							170 H	Western Ky.	15 0	
10 A	LSU	2 7							190 H	Canisius	10 2	
14 H	Texas A&M	3 5							190 H	Canisius	12 3	
14 H	Texas A&M	3 9							190 H	Canisius	4 3	
14 H	Texas A&M	5 17							209 H	Middle Tenn.	4 1	
24 H	Georgia	3 7							209 H	Middle Tenn.	7 0	
24 H	Georgia	5 0							209 H	Middle Tenn.	5 4	
24 H	Georgia	8 10							215 H	Eastern Ky.	7 3	
									239 H	SIUE	6 4	
									291 H	Northern Ky.	5 4	
LAST 10 GAMES												
	24 H Georgia	8 10		14 H Texas A&M	3 9							
	24 H Georgia	5 0		14 H Texas A&M	3 5							
	24 H Georgia	3 7		42 H Xavier	16 3							
	107 H Morehead St.	7 0		10 A LSU	2 7							
	14 H Texas A&M	5 17		10 A LSU	4 16							

Non-Div. I Games:

Kentucky

Average RPI Win: 139		WON-LOST RECORD		WINNING PCT. RANK		LAST 10 GAMES		STRENGTH OF SCHEDULE		OPP. STRENGTH OF SCHEDULE		TEAM RPI		ADJ RPI		CONF. RPI		ADJ CONF. RPI	
DIV. I ONLY		20-7-0		.74074 26		8-2-0		152		51		65		.55436 65		3		3	
DIV. I NON-CONF.		15-6-0		.71429 49		3-1-0		204		46		112		.5215 112		3		3	
TOTALS		RPI 1-25		RPI 26-50		W-L RECORDS		RPI 51-100		RPI 101-150		RPI 150+							
20-7-0		3-1-0		2-3-0		OVERALL		1-0-0		4-3-0		10-0-0							
17-3-0		3-0-0		2-2-0		HOME		0-0-0		2-1-0		10-0-0							
2-2-0		0-0-0		0-1-0		AWAY		0-0-0		2-1-0		0-0-0							
1-2-0		0-1-0		0-0-0		NEUTRAL		1-0-0		0-1-0		0-0-0							
15-6-0		0-1-0		2-3-0		NON-CONFERENCE		1-0-0		2-2-0		10-0-0							
14-3-0		0-0-0		2-2-0		HOME		0-0-0		2-1-0		10-0-0							
0-1-0		0-0-0		0-0-		AWAY		0-0-0		0-0-0		0-0-0							
1-2-0		0-1-0		0-0-0		NEUTRAL		1-0-0		0-1-0		0-0-0							
5-1-0		3-0-0		0-0-0		CONFERENCE		0-0-0		2-1-0		0-0-0							
3-0-0		3-0-0		0-0-0		HOME		0-0-0		0-0-0		0-0-0							
2-1-0		0-0-0		0-0-0		AWAY		0-0-0		2-1-0		0-0-0							
0-0-0		0-0-0		0-0-0		NEUTRAL		0-0-0		0-0-0		0-0-0							
RPI	S	Opponent		Score		RPI	S	Opponent		Score		RPI	S	Opponent		Score			
14	N	Texas A&M		2	5	39	H	DBU		10	4	56	N	Texas St.		5	4		
21	H	West Virginia		12	0	41	A	Sam Houston St.		7	8			104 H Cal Poly		1	3		
21	H	West Virginia		10	4	46	H	Nebraska		10	3			104 H Cal Poly		3	0		
21	H	West Virginia		6	5	46	H	Nebraska		4	12			117 N Rice		3	6		
						46	H	Nebraska		0	2			125 A Kansas		8	0		
														125 A Kansas		8	2		
														125 A Kansas		7	12		
														170 H Abilene Christian		6	3		
														183 H Cornell		10	3		
														183 H Cornell		17	0		
														183 H Cornell		12	4		
														229 H Texas Southern		13	3		
														229 H Texas Southern		3	2		
														236 H Holy Cross		12	0		
														236 H Holy Cross		8	5		
														236 H Holy Cross		6	1		
														236 H Holy Cross		8	5		
LAST 10 GAMES				LAST 10 GAMES				LAST 10 GAMES				LAST 10 GAMES							
				125	A	Kansas	8	0	229	H	Texas Southern	13	3						
				125	A	Kansas	8	2	21	H	West Virginia	10	4						
				236	H	Holy Cross	8	5	21	H	West Virginia	12	0						
				125	A	Kansas	7	12	21	H	West Virginia	6	5						
				229	H	Texas Southern	3	2	41	A	Sam Houston St.	7	8						

Non-Div. I Games:

Baylor

Average RPI Win:		108	WON-LOST RECORD		WINNING PCT. RANK		LAST 10 GAMES		STRENGTH OF SCHEDULE		OPP. STRENGTH OF SCHEDULE		TEAM RPI		ADJ RPI		CONF. RPI		ADJ CONF. RPI					
DIV. I ONLY			18-10-0		.64286		63		4-6-0		111		21		66		.55421		66		6		6	
DIV. I NON-CONF.			14-5-0		.73684		44		1-1-0		126		28		43		.57141		43		8		8	
TOTALS		RPI 1-25		RPI 26-50		W-L RECORDS		RPI 51-100		RPI 101-150		RPI 150+												
18-10-0		0-1-0		6-6-0		OVERALL		4-1-0		3-2-0		5-0-0												
11-6-0		0-0-0		3-4-0		HOME		3-0-0		2-2-0		3-0-0												
4-4-0		0-1-0		1-2-0		AWAY		0-1-0		1-0-0		2-0-0												
3-0-0		0-0-0		2-0-0		NEUTRAL		1-0-0		0-0-0		0-0-0												
14-5-0		0-1-0		4-2-0		NON-CONFERENCE		4-1-0		1-1-0		5-0-0												
8-3-0		0-0-0		2-2-0		HOME		3-0-0		0-1-0		3-0-0												
3-2-0		0-1-0		0-0-		AWAY		0-1-0		1-0-0		2-0-0												
3-0-0		0-0-0		2-0-0		NEUTRAL		1-0-0		0-0-0		0-0-0												
4-5-0		0-0-0		2-4-0		CONFERENCE		0-0-0		2-1-0		0-0-0												
3-3-0		0-0-0		1-2-0		HOME		0-0-0		2-1-0		0-0-0												
1-2-0		0-0-0		1-2-0		AWAY		0-0-0		0-0-0		0-0-0												
0-0-0		0-0-0		0-0-0		NEUTRAL		0-0-0		0-0-0		0-0-0												
RPI	S	Opponent		Score		RPI	S	Opponent		Score		RPI	S	Opponent		Score								
8	A	Arizona St.		2	12	26	H	Oklahoma		1	6	53	A	UC Irvine		7	17	102	H	San Francisco		4	10	
						31	H	Pepperdine		5	10	54	N	Minnesota		6	5	102	H	San Francisco		10	3	
						31	H	Pepperdine		5	1	72	H	Cal St. Fullerton		6	2	102	H	San Francisco		6	4	
						31	H	Pepperdine		7	8	85	H	TCU		9	6	113	A	San Diego St.		4	2	
						32	A	Gonzaga		3	15	96	H	Missouri St.		14	4	126	H	Utah		5	6	
						32	A	Gonzaga		4	2							176	A	UC Riverside		31	3	
						32	A	Gonzaga		9	11							223	H	Wagner		15	9	
						34	N	Coastal Caro.		8	5							223	H	Wagner		3	1	
						35	N	Indiana		5	3							223	H	Wagner		14	0	
						50	H	St. John's (NY)		2	1							251	A	Long Beach St.		4	0	
						50	H	St. John's (NY)		9	3													
						50	H	St. John's (NY)		5	7													
LAST 10 GAMES																								
						32	A	Gonzaga		9	11	102	H	San Francisco		4	10							
						32	A	Gonzaga		3	15	102	H	San Francisco		10	3							
						32	A	Gonzaga		4	2	72	H	Cal St. Fullerton		6	2							
						53	A	UC Irvine		7	17	31	H	Pepperdine		5	10							
						102	H	San Francisco		6	4	31	H	Pepperdine		7	8							

Non-Div. I Games:

San Diego

Average RPI Win: 148		WON-LOST	WINNING	LAST 10	STRENGTH OF		OPP. STRENGTH	TEAM	ADJ		CONF.	ADJ CONF.			
Average RPI Loss: 57		RECORD	PCT. RANK	GAMES	SCHEDULE		OF SCHEDULE	RPI	RPI		RPI	RPI			
DIV. I ONLY		17-10-0	.62963	74	7-3-0		122	36	67	.55212	67	6	6		
DIV. I NON-CONF.		10-8-0	.55556	123	2-1-0		72	11	64	.55694	64	8	8		
TOTALS		RPI 1-25	RPI 26-50		W-L RECORDS		RPI 51-100		RPI 101-150		RPI 150+				
17-10-0		1-6-0	0-0-0		OVERALL		4-1-0		5-2-0		7-1-0				
11-4-0		1-2-0	0-0-0		HOME		1-0-0		3-1-0		6-1-0				
6-6-0		0-4-0	0-0-0		AWAY		3-1-0		2-1-0		1-0-0				
0-0-0		0-0-0	0-0-0		NEUTRAL		0-0-0		0-0-0		0-0-0				
10-8-0		1-6-0	0-0-0		NON-CONFERENCE		2-0-0		3-1-0		4-1-0				
6-3-0		1-2-0	0-0-0		HOME		1-0-0		1-0-0		3-1-0				
4-5-0		0-4-0	0-0-		AWAY		1-0-0		2-1-0		1-0-0				
0-0-0		0-0-0	0-0-0		NEUTRAL		0-0-0		0-0-0		0-0-0				
7-2-0		0-0-0	0-0-0		CONFERENCE		2-1-0		2-1-0		3-0-0				
5-1-0		0-0-0	0-0-0		HOME		0-0-0		2-1-0		3-0-0				
2-1-0		0-0-0	0-0-0		AWAY		2-1-0		0-0-0		0-0-0				
0-0-0		0-0-0	0-0-0		NEUTRAL		0-0-0		0-0-0		0-0-0				
RPI S	Opponent	Score		RPI S	Opponent	Score		RPI S	Opponent	Score		RPI S	Opponent	Score	
2 A	UCLA	0	5					53 H	UC Irvine	7	3	101 H	Pacific	7	1
2 H	UCLA	4	9					77 A	Portland	2	1	101 H	Pacific	2	5
9 H	UC Santa Barbara	9	7					77 A	Portland	3	5	101 H	Pacific	6	5
9 H	UC Santa Barbara	2	7					77 A	Portland	10	3	113 H	San Diego St.	5	1
18 A	Oregon	6	7					93 A	Southern California	14	5	124 A	Louisiana	0	5
18 A	Oregon	0	6									124 A	Louisiana	7	3
18 A	Oregon	3	4									124 A	Louisiana	4	1
												176 A	UC Riverside	5	1
												193 H	Washington St.	3	2
												200 H	Saint Louis	1	7
												200 H	Saint Louis	7	5
												200 H	Saint Louis	3	1
												290 H	Santa Clara	6	5
												290 H	Santa Clara	2	1
												290 H	Santa Clara	7	3
LAST 10 GAMES															
9 H	UC Santa Barbara	2	7	193 H	Washington St.	3	2								
77 A	Portland	3	5	101 H	Pacific	2	5								
77 A	Portland	10	3	101 H	Pacific	6	5								
77 A	Portland	2	1	101 H	Pacific	7	1								
2 H	UCLA	4	9	113 H	San Diego St.	5	1								

Non-Div. I Games:

Loyola Marymount

Average RPI Win:	115	WON-LOST RECORD	WINNING PCT. RANK	LAST 10 GAMES	STRENGTH OF SCHEDULE	OPP. STRENGTH OF SCHEDULE	TEAM RPI	ADJ RPI	CONF. RPI	ADJ CONF. RPI			
DIV. I ONLY		14-11-0	.56	113	6-4-0	104	9	68	.55088	68	2	2	
DIV. I NON-CONF.		12-7-0	.63158	80	4-1-0	123	36	62	.55835	62	2	2	
<hr/>													
TOTALS	RPI 1-25	RPI 26-50		W-L RECORDS		RPI 51-100		RPI 101-150		RPI 150+			
14-11-0	2-4-0	1-1-0		OVERALL		3-4-0		5-1-0		3-1-0			
7-3-0	0-0-0	0-0-0		HOME		2-3-0		2-0-0		3-0-0			
6-5-0	2-4-0	0-0-0		AWAY		1-1-0		3-0-0		0-0-0			
1-3-0	0-0-0	1-1-0		NEUTRAL		0-0-0		0-1-0		0-1-0			
12-7-0	1-2-0	1-1-0		NON-CONFERENCE		2-2-0		5-1-0		3-1-0			
6-1-0	0-0-0	0-0-0		HOME		1-1-0		2-0-0		3-0-0			
5-3-0	1-2-0	0-0-		AWAY		1-1-0		3-0-0		0-0-0			
1-3-0	0-0-0	1-1-0		NEUTRAL		0-0-0		0-1-0		0-1-0			
2-4-0	1-2-0	0-0-0		CONFERENCE		1-2-0		0-0-0		0-0-0			
1-2-0	0-0-0	0-0-0		HOME		1-2-0		0-0-0		0-0-0			
1-2-0	1-2-0	0-0-0		AWAY		0-0-0		0-0-0		0-0-0			
0-0-0	0-0-0	0-0-0		NEUTRAL		0-0-0		0-0-0		0-0-0			
RPI	S	Opponent	Score	RPI	S	Opponent	Score	RPI	S	Opponent	Score		
1	A	Oregon St.	2 3	31	N	Pepperdine	5 7	86	A	Saint Mary's (CA)	9 3		
1	A	Oregon St.	3 2	40	N	BYU	10 6	86	H	Saint Mary's (CA)	3 10		
1	A	Oregon St.	5 10					86	H	Saint Mary's (CA)	13 1		
10	A	LSU	5 2					93	H	Southern California	4 9		
10	A	LSU	3 4					93	H	Southern California	0 1		
10	A	LSU	4 5					93	H	Southern California	9 8		
								97	A	Sacramento St.	0 6		
										102	H	San Francisco	10 7
										104	A	Cal Poly	5 3
										104	A	Cal Poly	5 4
										104	A	Cal Poly	10 2
										112	N	Northwestern	5 9
										133	H	San Jose St.	13 0
										211	N	CSU Bakersfield	3 4
										251	H	Long Beach St.	13 5
										251	H	Long Beach St.	10 5
										251	H	Long Beach St.	7 1
<hr/>													
LAST 10 GAMES													
10	A	LSU	4 5	97	A	Sacramento St.	0 6						
10	A	LSU	5 2	1	A	Oregon St.	5 10						
251	H	Long Beach St.	13 5	1	A	Oregon St.	2 3						
251	H	Long Beach St.	10 5	1	A	Oregon St.	3 2						
251	H	Long Beach St.	7 1	102	H	San Francisco	10 7						

Non-Div. I Games:

California

Average RPI Win: 182		WON-LOST RECORD	WINNING PCT. RANK	LAST 10 GAMES	STRENGTH OF SCHEDULE	OPP. STRENGTH OF SCHEDULE	TEAM RPI	ADJ RPI		CONF. RPI	ADJ CONF. RPI	
Average RPI Loss: 179												
DIV. I ONLY		13-6-0	.68421	42	8-2-0	151	241	69	.54999	69	18	18
DIV. I NON-CONF.		9-4-0	.69231	56	4-0-0	122	243	44	.57097	44	14	14
<hr/>												
TOTALS		RPI 1-25		RPI 26-50		W-L RECORDS		RPI 51-100		RPI 101-150		RPI 150+
13-6-0		0-0-0		0-0-0		OVERALL		0-0-0		5-2-0		8-4-0
3-1-0		0-0-0		0-0-0		HOME		0-0-0		0-0-0		3-1-0
7-4-0		0-0-0		0-0-0		AWAY		0-0-0		5-2-0		2-2-0
3-1-0		0-0-0		0-0-0		NEUTRAL		0-0-0		0-0-0		3-1-0
9-4-0		0-0-0		0-0-0		NON-CONFERENCE		0-0-0		3-1-0		6-3-0
1-0-0		0-0-0		0-0-0		HOME		0-0-0		0-0-0		1-0-0
5-3-0		0-0-0		0-0-		AWAY		0-0-0		3-1-0		2-2-0
3-1-0		0-0-0		0-0-0		NEUTRAL		0-0-0		0-0-0		3-1-0
4-2-0		0-0-0		0-0-0		CONFERENCE		0-0-0		2-1-0		2-1-0
2-1-0		0-0-0		0-0-0		HOME		0-0-0		0-0-0		2-1-0
2-1-0		0-0-0		0-0-0		AWAY		0-0-0		2-1-0		0-0-0
0-0-0		0-0-0		0-0-0		NEUTRAL		0-0-0		0-0-0		0-0-0
RPI	S	Opponent	Score	RPI	S	Opponent	Score	RPI	S	Opponent	Score	

Non-Div. I Games:

Harvard

Average RPI Win:		196	WON-LOST RECORD		WINNING PCT. RANK		LAST 10 GAMES		STRENGTH OF SCHEDULE		OPP. STRENGTH OF SCHEDULE		TEAM RPI		ADJ RPI		CONF. RPI		ADJ CONF. RPI	
DIV. I ONLY			19-7-0		.73077 28		7-3-0		225		107		70		.54994 70		8		8	
DIV. I NON-CONF.			17-7-0		.70833 51		5-3-0		191		135		66		.55416 66		6		6	
TOTALS		RPI 1-25		RPI 26-50		W-L RECORDS		RPI 51-100		RPI 101-150		RPI 150+								
19-7-0		1-4-0		0-0-0		OVERALL		0-1-0		2-0-0		16-2-0								
8-0-0		0-0-0		0-0-0		HOME		0-0-0		2-0-0		6-0-0								
7-6-0		1-3-0		0-0-0		AWAY		0-1-0		0-0-0		6-2-0								
4-1-0		0-1-0		0-0-0		NEUTRAL		0-0-0		0-0-0		4-0-0								
17-7-0		1-4-0		0-0-0		NON-CONFERENCE		0-1-0		2-0-0		14-2-0								
7-0-0		0-0-0		0-0-0		HOME		0-0-0		2-0-0		5-0-0								
6-6-0		1-3-0		0-0-		AWAY		0-1-0		0-0-0		5-2-0								
4-1-0		0-1-0		0-0-0		NEUTRAL		0-0-0		0-0-0		4-0-0								
2-0-0		0-0-0		0-0-0		CONFERENCE		0-0-0		0-0-0		2-0-0								
1-0-0		0-0-0		0-0-0		HOME		0-0-0		0-0-0		1-0-0								
1-0-0		0-0-0		0-0-0		AWAY		0-0-0		0-0-0		1-0-0								
0-0-0		0-0-0		0-0-0		NEUTRAL		0-0-0		0-0-0		0-0-0								
RPI	S	Opponent		Score		RPI	S	Opponent		Score		RPI	S	Opponent		Score				
2	A	UCLA		7	5							93	A	Southern California		1	4			
6	A	Texas Tech		2	11							133	H	San Jose St.		3	0			
6	A	Texas Tech		5	8							133	H	San Jose St.		1	0			
6	A	Texas Tech		3	10							157	N	Binghamton		10	0			
20	N	Oklahoma St.		2	3							157	N	Binghamton		5	4			
												157	N	Binghamton		12	2			
												167	A	Michigan St.		6	3			
												167	H	Michigan St.		16	2			
												206	A	CSUN		2	5			
												206	A	CSUN		4	2			
												206	A	CSUN		2	1			
												232	H	Western Mich.		12	5			
												233	H	Manhattan		4	0			
												233	H	Manhattan		23	2			
												233	H	Manhattan		5	1			
												233	H	Manhattan		16	7			
												249	N	Stetson		16	6			
												251	A	Long Beach St.		7	8			
												277	A	The Citadel		9	1			
												277	A	The Citadel		2	0			
												277	A	The Citadel		6	3			
LAST 10 GAMES				LAST 10 GAMES				LAST 10 GAMES				LAST 10 GAMES								
133	H	San Jose St.		3	0	167	A	Michigan St.		6	3	249	N	Stetson		16	6			
133	H	San Jose St.		1	0	6	A	Texas Tech		5	8	6	A	Texas Tech		3	10			
233	H	Manhattan		5	1	6	A	Texas Tech		2	11									
233	H	Manhattan		16	7															
167	H	Michigan St.		16	2															

Non-Div. I Games:

Michigan

Average RPI Win:		178	WON-LOST RECORD		WINNING PCT. RANK		LAST 10 GAMES		STRENGTH OF SCHEDULE		OPP. STRENGTH OF SCHEDULE		TEAM RPI		ADJ RPI		CONF. RPI		ADJ CONF. RPI				
DIV. I ONLY			17-10-0		.62963 74		8-2-0		99		159		71		.54886 71		20		20				
DIV. I NON-CONF.			9-9-0		.5 147		1-1-0		44		203		92		.53184 92		20		20				
TOTALS		RPI 1-25		RPI 26-50				W-L RECORDS		RPI 51-100				RPI 101-150				RPI 150+					
17-10-0		1-2-0		0-4-0				OVERALL		1-1-0				4-0-0				11-3-0					
12-3-0		1-1-0		0-0-0				HOME		0-0-0				0-0-0				11-2-0					
4-6-0		0-1-0		0-4-0				AWAY		1-0-0				3-0-0				0-1-0					
1-1-0		0-0-0		0-0-0				NEUTRAL		0-1-0				1-0-0				0-0-0					
9-9-0		1-2-0		0-4-0				NON-CONFERENCE		1-1-0				1-0-0				6-2-0					
7-2-0		1-1-0		0-0-0				HOME		0-0-0				0-0-0				6-1-0					
1-6-0		0-1-0		0-0-				AWAY		1-0-0				0-0-0				0-1-0					
1-1-0		0-0-0		0-0-0				NEUTRAL		0-1-0				1-0-0				0-0-0					
8-1-0		0-0-0		0-0-0				CONFERENCE		0-0-0				3-0-0				5-1-0					
5-1-0		0-0-0		0-0-0				HOME		0-0-0				0-0-0				5-1-0					
3-0-0		0-0-0		0-0-0				AWAY		0-0-0				3-0-0				0-0-0					
0-0-0		0-0-0		0-0-0				NEUTRAL		0-0-0				0-0-0				0-0-0					
RPI	S	Opponent		Score		RPI	S	Opponent		Score		RPI	S	Opponent		Score		RPI	S	Opponent		Score	
12	H	NC State		1	10	34	A	Coastal Caro.		2	11	73	N	VCU		7	8	119	N	Maryland		10	6
22	A	North Carolina		2	4	49	A	William & Mary		1	4	88	A	Duke		12	6	142	A	High Point		13	8
23	H	East Carolina		7	6	49	A	William & Mary		5	14							142	A	High Point		8	2
						49	A	William & Mary		2	5							142	A	High Point		8	6
																		159	A	Old Dominion		3	4
																		166	H	UNC Asheville		0	3
																		166	H	UNC Asheville		6	3
																		166	H	UNC Asheville		21	1
																		177	H	Presbyterian		11	4
																		177	H	Presbyterian		5	3
																		177	H	Presbyterian		3	2
																		227	H	Fairfield		11	6
																		227	H	Fairfield		3	2
																		227	H	Fairfield		6	3
																		269	H	N.C. Central		4	7
																		278	H	Georgetown		7	4
																		278	H	Georgetown		7	4
																		278	H	Georgetown		9	5
LAST 10 GAMES																							
227	H	Fairfield		6	3	22	A	North Carolina		2	4												
227	H	Fairfield		11	6	166	H	UNC Asheville		6	3												
177	H	Presbyterian		11	4	166	H	UNC Asheville		21	1												
177	H	Presbyterian		3	2	166	H	UNC Asheville		0	3												
177	H	Presbyterian		5	3	88	A	Duke		12	6												

Non-Div. I Games:

Campbell

Average RPI Win:	124	WON-LOST RECORD	WINNING PCT. RANK	LAST 10 GAMES	STRENGTH OF SCHEDULE	OPP. STRENGTH OF SCHEDULE	TEAM RPI	ADJ RPI	CONF. RPI	ADJ CONF. RPI	
DIV. I ONLY		12-13-0	.48 168	5-5-0	24	66	72	.54827 72	12	12	
DIV. I NON-CONF.		8-11-0	.42105 186	1-3-0	4	66	69	.5512 69	11	11	
<hr/>											
TOTALS	RPI 1-25	RPI 26-50		W-L RECORDS	RPI 51-100		RPI 101-150		RPI 150+		
12-13-0	2-6-0	1-1-0		OVERALL	3-2-0		2-2-0		4-2-0		
4-8-0	2-5-0	0-1-0		HOME	1-0-0		0-0-0		1-2-0		
4-3-0	0-0-0	0-0-0		AWAY	0-1-0		1-2-0		3-0-0		
4-2-0	0-1-0	1-0-0		NEUTRAL	2-1-0		1-0-0		0-0-0		
8-11-0	1-4-0	1-1-0		NON-CONFERENCE	3-2-0		2-2-0		1-2-0		
3-6-0	1-3-0	0-1-0		HOME	1-0-0		0-0-0		1-2-0		
1-3-0	0-0-0	0-0-		AWAY	0-1-0		1-2-0		0-0-0		
4-2-0	0-1-0	1-0-0		NEUTRAL	2-1-0		1-0-0		0-0-0		
4-2-0	1-2-0	0-0-0		CONFERENCE	0-0-0		0-0-0		3-0-0		
1-2-0	1-2-0	0-0-0		HOME	0-0-0		0-0-0		0-0-0		
3-0-0	0-0-0	0-0-0		AWAY	0-0-0		0-0-0		3-0-0		
0-0-0	0-0-0	0-0-0		NEUTRAL	0-0-0		0-0-0		0-0-0		
RPI S	Opponent	Score	RPI S	Opponent	Score	RPI S	Opponent	Score	RPI S	Opponent	Score
3 N	Vanderbilt	9 14	26 N	Oklahoma	8 6	66 A	San Diego	2 6	108 N	Virginia	6 5
8 H	Arizona St.	4 6	31 H	Pepperdine	4 11	85 N	TCU	2 0	129 A	New Mexico	4 6
9 H	UC Santa Barbara	9 7				92 N	Fresno St.	2 5	129 A	New Mexico	11 18
9 H	UC Santa Barbara	6 7				93 H	Southern California	10 4	129 A	New Mexico	13 7
9 H	UC Santa Barbara	7 8				96 N	Missouri St.	7 0	172 H	James Madison	0 1
11 H	Stanford	1 8							172 H	James Madison	12 3
11 H	Stanford	3 4							172 H	James Madison	0 2
11 H	Stanford	6 5							251 A	Long Beach St.	4 3
									251 A	Long Beach St.	8 3
									251 A	Long Beach St.	5 1
<hr/>											
LAST 10 GAMES											
9 H UC Santa Barbara 7 8					251 A Long Beach St. 4 3						
9 H UC Santa Barbara 9 7					251 A Long Beach St. 8 3						
9 H UC Santa Barbara 6 7					66 A San Diego 2 6						
31 H Pepperdine 4 11					172 H James Madison 12 3						
251 A Long Beach St. 5 1					172 H James Madison 0 2						

Non-Div. I Games:

Cal St. Fullerton

Average RPI Win:		164	WON-LOST RECORD		WINNING PCT. RANK		LAST 10 GAMES		STRENGTH OF SCHEDULE		OPP. STRENGTH OF SCHEDULE		TEAM RPI		ADJ RPI		CONF. RPI		ADJ CONF. RPI					
DIV. I ONLY			21-7-0		.75		25		7-3-0		196		58		73		.54782		73		23		23	
DIV. I NON-CONF.			16-6-0		.72727		46		2-2-0		200		33		73		.54873		73		25		25	
TOTALS		RPI 1-25		RPI 26-50				W-L RECORDS				RPI 51-100				RPI 101-150				RPI 150+				
21-7-0		1-0-0		1-4-0				OVERALL				3-0-0				0-2-0				16-1-0				
15-3-0		0-0-0		0-1-0				HOME				2-0-0				0-1-0				13-1-0				
5-3-0		1-0-0		1-3-0				AWAY				0-0-0				0-0-0				3-0-0				
1-1-0		0-0-0		0-0-0				NEUTRAL				1-0-0				0-1-0				0-0-0				
16-6-0		1-0-0		1-4-0				NON-CONFERENCE				3-0-0				0-2-0				11-0-0				
10-2-0		0-0-0		0-1-0				HOME				2-0-0				0-1-0				8-0-0				
5-3-0		1-0-0		1-0-				AWAY				0-0-0				0-0-0				3-0-0				
1-1-0		0-0-0		0-0-0				NEUTRAL				1-0-0				0-1-0				0-0-0				
5-1-0		0-0-0		0-0-0				CONFERENCE				0-0-0				0-0-0				5-1-0				
5-1-0		0-0-0		0-0-0				HOME				0-0-0				0-0-0				5-1-0				
0-0-0		0-0-0		0-0-0				AWAY				0-0-0				0-0-0				0-0-0				
0-0-0		0-0-0		0-0-0				NEUTRAL				0-0-0				0-0-0				0-0-0				
RPI	S	Opponent		Score		RPI	S	Opponent		Score		RPI	S	Opponent		Score		RPI	S	Opponent		Score		
22	A	North Carolina		11	8	34	A	Coastal Caro.		8	10	71	N	Campbell		8	7	119	H	Maryland		3	4	
						38	A	UCF		9	10	87	H	Marist		9	3	119	N	Maryland		3	5	
						38	A	UCF		4	3	87	H	Marist		8	1	161	H	Massachusetts		3	1	
						38	A	UCF		2	8							161	H	Massachusetts		7	2	
						49	H	William & Mary		3	7							161	H	Massachusetts		5	2	
																		162	A	Wofford		13	3	
																		178	H	Davidson		7	3	
																		178	H	Davidson		13	1	
																		178	H	Davidson		2	3	
																		183	H	Cornell		9	3	
																		183	H	Cornell		6	1	
																		183	H	Cornell		2	0	
																		186	H	Lafayette		6	3	
																		186	H	Lafayette		7	3	
																		186	H	Lafayette		7	6	
																		248	A	USC Upstate		7	4	
																		248	A	USC Upstate		14	2	
																		264	H	Towson		6	0	
																		273	H	VMI		15	2	
LAST 10 GAMES																								
						183	H	Cornell		9	3	178	H	Davidson		7	3							
						248	A	USC Upstate		14	2	178	H	Davidson		2	3							
						248	A	USC Upstate		7	4	273	H	VMI		15	2							
						162	A	Wofford		13	3	161	H	Massachusetts		3	1							
						178	H	Davidson		13	1	161	H	Massachusetts		7	2							

Non-Div. I Games:

VCU

Average RPI Win:		123	WON-LOST RECORD		WINNING PCT. RANK		LAST 10 GAMES		STRENGTH OF SCHEDULE		OPP. STRENGTH OF SCHEDULE		TEAM RPI		ADJ RPI		CONF. RPI		ADJ CONF. RPI	
DIV. I ONLY			14-13-0		.51852 136		6-4-0		53		40		74		.5467 74		9		9	
DIV. I NON-CONF.			9-9-0		.5 147		2-1-0		23		34		60		.55965 60		9		9	
TOTALS		RPI 1-25		RPI 26-50		W-L RECORDS		RPI 51-100		RPI 101-150		RPI 150+								
14-13-0		3-6-0		0-1-0		OVERALL		2-1-0		1-0-0		8-5-0								
7-6-0		2-4-0		0-0-0		HOME		0-0-0		0-0-0		5-2-0								
7-7-0		1-2-0		0-1-0		AWAY		2-1-0		1-0-0		3-3-0								
0-0-0		0-0-0		0-0-0		NEUTRAL		0-0-0		0-0-0		0-0-0								
9-9-0		3-6-0		0-1-0		NON-CONFERENCE		0-0-0		1-0-0		5-2-0								
5-5-0		2-4-0		0-0-0		HOME		0-0-0		0-0-0		3-1-0								
4-4-0		1-2-0		0-0-		AWAY		0-0-0		1-0-0		2-1-0								
0-0-0		0-0-0		0-0-0		NEUTRAL		0-0-0		0-0-0		0-0-0								
5-4-0		0-0-0		0-0-0		CONFERENCE		2-1-0		0-0-0		3-3-0								
2-1-0		0-0-0		0-0-0		HOME		0-0-0		0-0-0		2-1-0								
3-3-0		0-0-0		0-0-0		AWAY		2-1-0		0-0-0		1-2-0								
0-0-0		0-0-0		0-0-0		NEUTRAL		0-0-0		0-0-0		0-0-0								
RPI	S	Opponent		Score		RPI	S	Opponent		Score		RPI	S	Opponent		Score				
4	A	Auburn		2	11	29	A	Georgia Tech		6	7	59	A	UT Arlington		5	12			
4	A	Auburn		7	5							59	A	UT Arlington		15	8			
4	A	Auburn		3	4							59	A	UT Arlington		5	3			
21	H	West Virginia		1	5									Col. of Charleston		8	0			
21	H	West Virginia		1	3									La.-Monroe		2	4			
21	H	West Virginia		1	0									La.-Monroe		5	8			
24	H	Georgia		1	3									La.-Monroe		9	8			
24	H	Georgia		2	4									Mercer		7	3			
24	H	Georgia		10	7									Mercer		13	3			
														UNC Asheville		14	0			
														UNC Asheville		9	14			
														UNC Asheville		5	1			
														Little Rock		15	10			
														Little Rock		7	6			
														Little Rock		10	11			
														Charleston So.		2	3			
														The Citadel		6	2			
LAST 10 GAMES																				
24	H	Georgia		2	4	156	A	Mercer		7	3									
21	H	West Virginia		1	3	185	H	Little Rock		15	10									
152	A	La.-Monroe		5	8	185	H	Little Rock		10	11									
152	A	La.-Monroe		2	4	185	H	Little Rock		7	6									
152	A	La.-Monroe		9	8	261	A	Charleston So.		2	3									

Non-Div. I Games:

Ga. Southern

Average RPI Win:	115	WON-LOST RECORD	WINNING PCT. RANK	LAST 10 GAMES	STRENGTH OF SCHEDULE	OPP. STRENGTH OF SCHEDULE	TEAM RPI	ADJ RPI	CONF. RPI	ADJ CONF. RPI		
DIV. I ONLY		14-13-0	.51852	136	4-6-0	27	102	75	.54665	75	5	5
DIV. I NON-CONF.		12-9-0	.57143	116	2-2-0	20	138	61	.55911	61	5	5
<hr/>												
TOTALS	RPI 1-25	RPI 26-50		W-L RECORDS		RPI 51-100		RPI 101-150		RPI 150+		
14-13-0	1-3-0	3-1-0		OVERALL		0-2-0		6-7-0		4-0-0		
10-6-0	1-2-0	1-0-0		HOME		0-0-0		4-4-0		4-0-0		
4-4-0	0-0-0	2-1-0		AWAY		0-0-0		2-3-0		0-0-0		
0-3-0	0-1-0	0-0-0		NEUTRAL		0-2-0		0-0-0		0-0-0		
12-9-0	0-1-0	3-1-0		NON-CONFERENCE		0-2-0		5-5-0		4-0-0		
9-4-0	0-0-0	1-0-0		HOME		0-0-0		4-4-0		4-0-0		
3-2-0	0-0-0	2-0-		AWAY		0-0-0		1-1-0		0-0-0		
0-3-0	0-1-0	0-0-0		NEUTRAL		0-2-0		0-0-0		0-0-0		
2-4-0	1-2-0	0-0-0		CONFERENCE		0-0-0		1-2-0		0-0-0		
1-2-0	1-2-0	0-0-0		HOME		0-0-0		0-0-0		0-0-0		
1-2-0	0-0-0	0-0-0		AWAY		0-0-0		1-2-0		0-0-0		
0-0-0	0-0-0	0-0-0		NEUTRAL		0-0-0		0-0-0		0-0-0		
RPI	S	Opponent	Score	RPI	S	Opponent	Score	RPI	S	Opponent	Score	
13	H	UConn	1 2	39	A	DBU	8 6	56	N	Texas St.	4 9	
13	H	UConn	3 9	39	A	DBU	2 0	85	N	TCU	6 10	
13	H	UConn	5 4	39	A	DBU	4 8					
14	N	Texas A&M	2 3	41	H	Sam Houston St.	2 1					
	</											

Non-Div. I Games:

Houston

Average RPI Win:		143	WON-LOST RECORD		WINNING PCT. RANK		LAST 10 GAMES		STRENGTH OF SCHEDULE		OPP. STRENGTH OF SCHEDULE		TEAM RPI		ADJ RPI		CONF. RPI		ADJ CONF. RPI					
DIV. I ONLY			16-12-0		.57143		102		9-1-0		52		72		76		.54525		76		5		5	
DIV. I NON-CONF.			14-11-0		.56		122		7-0-0		56		64		74		.54764		74		5		5	
TOTALS		RPI 1-25		RPI 26-50				W-L RECORDS				RPI 51-100				RPI 101-150				RPI 150+				
16-12-0		2-5-0		0-1-0				OVERALL				1-1-0				8-5-0				5-0-0				
13-3-0		2-0-0		0-0-0				HOME				0-0-0				6-3-0				5-0-0				
1-6-0		0-4-0		0-0-0				AWAY				1-1-0				0-1-0				0-0-0				
2-3-0		0-1-0		0-1-0				NEUTRAL				0-0-0				2-1-0				0-0-0				
14-11-0		2-5-0		0-1-0				NON-CONFERENCE				1-1-0				6-4-0				5-0-0				
11-2-0		2-0-0		0-0-0				HOME				0-0-0				4-2-0				5-0-0				
1-6-0		0-4-0		0-0-				AWAY				1-1-0				0-1-0				0-0-0				
2-3-0		0-1-0		0-1-0				NEUTRAL				0-0-0				2-1-0				0-0-0				
2-1-0		0-0-0		0-0-0				CONFERENCE				0-0-0				2-1-0				0-0-0				
2-1-0		0-0-0		0-0-0				HOME				0-0-0				2-1-0				0-0-0				
0-0-0		0-0-0		0-0-0				AWAY				0-0-0				0-0-0				0-0-0				
0-0-0		0-0-0		0-0-0				NEUTRAL				0-0-0				0-0-0				0-0-0				
RPI	S	Opponent		Score		RPI	S	Opponent		Score		RPI	S	Opponent		Score		RPI	S	Opponent		Score		
6	A	Texas Tech		10	15	31	N	Pepperdine		8	13	59	A	UT Arlington		8	6	111	H	Rhode Island		5	1	
6	A	Texas Tech		2	12							59	A	UT Arlington		2	5	111	H	Rhode Island		8	13	
6	A	Texas Tech		4	15													111	H	Rhode Island		1	6	
11	N	Stanford		4	5													111	H	Rhode Island		8	7	
20	A	Oklahoma St.		7	10													121	A	Grand Canyon		1	9	
25	H	Creighton		4	3													121	N	Grand Canyon		8	7	
25	H	Creighton		7	5													123	H	Memphis		8	4	
																		123	H	Memphis		3	6	
																		123	H	Memphis		7	3	
																		125	H	Kansas		3	2	
																		137	H	Kansas St.		8	5	
																		140	N	SFA		2	3	
																		140	N	SFA		18	2	
																		213	H	Oral Roberts		8	2	
																		217	H	Omaha		12	2	
																		255	H	Bethune-Cookman		7	0	
																		255	H	Bethune-Cookman		2	0	
																		255	H	Bethune-Cookman		11	4	
LAST 10 GAMES																								
						111	H	Rhode Island		1	6	217	H	Omaha		12	2							
						255	H	Bethune-Cookman		7	0	123	H	Memphis		3	6							
						255	H	Bethune-Cookman		11	4	123	H	Memphis		8	4							
						255	H	Bethune-Cookman		2	0	123	H	Memphis		7	3							
						137	H	Kansas St.		8	5	125	H	Kansas		3	2							

Non-Div. I Games:

Wichita St.

Average RPI Win:	179	WON-LOST RECORD	WINNING PCT. RANK	LAST 10 GAMES	STRENGTH OF SCHEDULE	OPP. STRENGTH OF SCHEDULE	TEAM RPI	ADJ RPI	CONF. RPI	ADJ CONF. RPI		
DIV. I ONLY		17-11-0	.60714	89	3-7-0	144	128	77	.54453	77	6	6
DIV. I NON-CONF.		15-4-0	.78947	27	1-0-0	246	127	67	.55405	67	8	8
<hr/>												
TOTALS	RPI 1-25	RPI 26-50		W-L RECORDS		RPI 51-100		RPI 101-150		RPI 150+		
17-11-0	2-0-0	0-3-0		OVERALL		1-2-0		4-5-0		10-1-0		
7-2-0	1-0-0	0-0-0		HOME		1-2-0		0-0-0		5-0-0		
7-9-0	0-0-0	0-3-0		AWAY		0-0-0		4-5-0		3-1-0		
3-0-0	1-0-0	0-0-0		NEUTRAL		0-0-0		0-0-0		2-0-0		
15-4-0	2-0-0	0-0-0		NON-CONFERENCE		0-0-0		3-3-0		10-1-0		
6-0-0	1-0-0	0-0-0		HOME		0-0-0		0-0-0		5-0-0		
6-4-0	0-0-0	0-0-		AWAY		0-0-0		3-3-0		3-1-0		
3-0-0	1-0-0	0-0-0		NEUTRAL		0-0-0		0-0-0		2-0-0		
2-7-0	0-0-0	0-3-0		CONFERENCE		1-2-0		1-2-0		0-0-0		
1-2-0	0-0-0	0-0-0		HOME		1-2-0		0-0-0		0-0-0		
1-5-0	0-0-0	0-3-0		AWAY		0-0-0		1-2-0		0-0-0		
0-0-0	0-0-0	0-0-0		NEUTRAL		0-0-0		0-0-0		0-0-0		
RPI S	Opponent	Score	RPI S	Opponent	Score	RPI S	Opponent	Score	RPI S	Opponent	Score	
1 N	Oregon St.	5 1	40 A	BYU	1 10	67 H	Loyola Marymount	1 2	102 A	San Francisco	20 2	
18 H	Oregon	5 3	40 A	BYU	1 11	67 H	Loyola Marymount	5 3	102 A	San Francisco	1 2	
			40 A	BYU	1 3	67 H	Loyola Marymount	3 10	102 A	San Francisco	4 5	
									106 A	UTRGV	1 2	
									106 A	UTRGV	6 4	
									140 A	SFA	7 3	
									140 A	SFA	7 1	
									140 A	SFA	7 8	
									140 A	SFA	5 6	
									198 A	Hawaii	4 0	
									198 A	Hawaii	5 9	
									198 A	Hawaii	7 4	
									198 A	Hawaii	10 4	
									234 N	North Dakota St.	8 5	
									234 N	North Dakota St.	2 1	
									238 H	Seattle U	7 1	
									292 H	Northern Colo.	4 0	
									292 H	Northern Colo.	9 8	
									292 H	Northern Colo.	17 2	
									292 H	Northern Colo.	8 5	
<hr/>												
LAST 10 GAMES												
140 A	SFA	7 1	67 H	Loyola Marymount	3 10							
140 A	SFA	7 8	67 H	Loyola Marymount	1 2							
198 A	Hawaii	5 9	1 N	Oregon St.	5 1							
292 H	Northern Colo.	8 5	40 A	BYU	1 11							
67 H	Loyola Marymount	5 3	40 A	BYU	1 3							

Non-Div. I Games:

Portland

Liberty

Liberty

Average RPI Win: 162		WON-LOST	WINNING	LAST 10	STRENGTH OF		OPP. STRENGTH	TEAM	ADJ		CONF.	ADJ CONF.	
Average RPI Loss: 98		RECORD	PCT. RANK	GAMES	SCHEDULE		OF SCHEDULE	RPI	RPI		RPI	RPI	
DIV. I ONLY		18-11-0	.62069	80	7-3-0		90	151	80	.5435	79	11	11
DIV. I NON-CONF.		10-7-0	.58824	107	0-1-0		98	139	106	.52249	106	12	12
TOTALS		RPI 1-25	RPI 26-50		W-L RECORDS		RPI 51-100		RPI 101-150		RPI 150+		
18-11-0	0-1-0	0-1-0		OVERALL		5-3-0		1-4-0		12-2-0			
14-5-0	0-0-0	0-1-0		HOME		2-2-0		0-1-0		12-1-0			
4-6-0	0-1-0	0-0-0		AWAY		3-1-0		1-3-0		0-1-0			
0-0-0	0-0-0	0-0-0		NEUTRAL		0-0-0		0-0-0		0-0-0			
10-7-0	0-1-0	0-1-0		NON-CONFERENCE		3-2-0		0-2-0		7-1-0			
9-4-0	0-0-0	0-1-0		HOME		2-2-0		0-1-0		7-0-0			
1-3-0	0-1-0	0-0-		AWAY		1-0-0		0-1-0		0-1-0			
0-0-0	0-0-0	0-0-0		NEUTRAL		0-0-0		0-0-0		0-0-0			
8-4-0	0-0-0	0-0-0		CONFERENCE		2-1-0		1-2-0		5-1-0			
5-1-0	0-0-0	0-0-0		HOME		0-0-0		0-0-0		5-1-0			
3-3-0	0-0-0	0-0-0		AWAY		2-1-0		1-2-0		0-0-0			
0-0-0	0-0-0	0-0-0		NEUTRAL		0-0-0		0-0-0		0-0-0			
RPI S	Opponent	Score		RPI S	Opponent	Score		RPI S	Opponent	Score			
14 A	Texas A&M	2	12	40 H	BYU	2	6	56 A	Texas St.	12	5		
								59 H	UT Arlington	9	3		
								59 H	UT Arlington	3	7		
								59 H	UT Arlington	5	1		
								59 H	UT Arlington	9	10		
								83 A	Incarnate Word	13	6		
								83 A	Incarnate Word	5	6		
								83 A	Incarnate Word	11	6		
								106 A	UTRGV	4	9		
								106 H	UTRGV	2	6		
								146 A	Nicholls St.	3	6		
								146 A	Nicholls St.	3	5		
								146 A	Nicholls St.	4	3		
								151 A	UTSA	7	10		
								153 H	Ohio St.	8	7		
								153 H	Ohio St.	3	2		
								161 H	Massachusetts	12	9		
								170 H	Abilene Christian	6	5		
								170 H	Abilene Christian	1	4		
								170 H	Abilene Christian	7	3		
								202 H	Central Ark.	9	8		
								202 H	Central Ark.	7	6		
								202 H	Central Ark.	5	4		
								213 H	Oral Roberts	5	1		
								265 H	Eastern Mich.	12	4		
								265 H	Eastern Mich.	7	2		
								265 H	Eastern Mich.	8	2		
LAST 10 GAMES													
				202 H	Central Ark.	7	6	146 A	Nicholls St.	3	6		
				202 H	Central Ark.	9	8	146 A	Nicholls St.	4	3		
				265 H	Eastern Mich.	8	2	146 A	Nicholls St.	3	5		
				265 H	Eastern Mich.	7	2	106 H	UTRGV	2	6		
				202 H	Central Ark.	5	4	170 H	Abilene Christian	6	5		

Non-Div. I Games: Houston-Victoria 8 5

A&M-Corpus Christi

Average RPI Win:	156	WON-LOST RECORD	WINNING PCT. RANK	LAST 10 GAMES	STRENGTH OF SCHEDULE	OPP. STRENGTH OF SCHEDULE	TEAM RPI	ADJ RPI	CONF. RPI	ADJ CONF. RPI		
DIV. I ONLY		17-9-0	.65385	58	5-5-0	127	115	81	.54279	80	14	14
DIV. I NON-CONF.		14-6-0	.7	52	2-2-0	104	159	59	.5598	59	16	16
<hr/>												
TOTALS	RPI 1-25	RPI 26-50		W-L RECORDS		RPI 51-100		RPI 101-150		RPI 150+		
17-9-0	0-0-0	0-2-0		OVERALL		4-2-0		5-2-0		8-3-0		
14-3-0	0-0-0	0-0-0		HOME		4-1-0		4-2-0		6-0-0		
3-5-0	0-0-0	0-2-0		AWAY		0-1-0		1-0-0		2-2-0		
0-1-0	0-0-0	0-0-0		NEUTRAL		0-0-0		0-0-0		0-1-0		
14-6-0	0-0-0	0-2-0		NON-CONFERENCE		4-2-0		4-0-0		6-2-0		
13-1-0	0-0-0	0-0-0		HOME		4-1-0		3-0-0		6-0-0		
1-4-0	0-0-0	0-0-		AWAY		0-1-0		1-0-0		0-1-0		
0-1-0	0-0-0	0-0-0		NEUTRAL		0-0-0		0-0-0		0-1-0		
3-3-0	0-0-0	0-0-0		CONFERENCE		0-0-0		1-2-0		2-1-0		
1-2-0	0-0-0	0-0-0		HOME		0-0-0		1-2-0		0-0-0		
2-1-0	0-0-0	0-0-0		AWAY		0-0-0		0-0-0		2-1-0		
0-0-0	0-0-0	0-0-0		NEUTRAL		0-0-0		0-0-0		0-0-0		
RPI	S	Opponent	Score	RPI	S	Opponent	Score	RPI	S	Opponent	Score	
43	A	Virginia Tech	1 2	63	H	Jacksonville	5 4	110	H	Western Caro.	4 24	
43	A	Virginia Tech	4 12	63	H	Jacksonville	4 8	110	H	Western Caro.	1 2	
				63	H	Jacksonville	13 3	110	H	Western Caro.	7 5	
				81	H	Elon	4 3	142	A	High Point	6 2	
				100	A	Wake Forest	1 2	147	H	Penn	5 3	
				100	H	Wake Forest	9 5	147	H	Penn	6 5	
								147	H	Penn	10 7	
								156	A	Mercer	9 4	
								156	A	Mercer	5 3	
								156	A	Mercer	1 8	
								181	N	N.C. A&T	5 8	
								189	A	Winthrop	3 6	
								192	H	Quinnipiac	12 5	
								192	H	Quinnipiac	8 2	
								241	H	Princeton	6 2	
								241	H	Princeton	5 3	
								241	H	Princeton	3 2	
								241	H	Princeton	5 3	
LAST 10 GAMES												
241	H	Princeton	5 3	110	H	Western Caro.	7 5					
147	H	Penn	5 3	100	H	Wake Forest	9 5					
241	H	Princeton	5 3	156	A	Mercer	5 3					
110	H	Western Caro.	1 2	156	A	Mercer	1 8					
110	H	Western Caro.	4 24	156	A	Mercer	9 4					

Non-Div. I Games:

UNC Greensboro

Average RPI Win:	154	WON-LOST	WINNING	LAST 10	STRENGTH OF	OPP. STRENGTH	TEAM	ADJ	CONF.	ADJ CONF.	
Average RPI Loss:	86	RECORD	PCT. RANK	GAMES	SCHEDULE	OF SCHEDULE	RPI	RPI	RPI	RPI	
DIV. I ONLY		16-12-0	.57143 102	6-4-0	60	119	82	.54205 81	16	16	
DIV. I NON-CONF.		11-11-0	.5 147	1-3-0	127	68	135	.50752 135	17	17	
<hr/>											
TOTALS	RPI 1-25	RPI 26-50		W-L RECORDS		RPI 51-100		RPI 101-150		RPI 150+	
16-12-0	0-3-0	0-0-0		OVERALL		2-4-0		5-4-0		9-1-0	
9-7-0	0-1-0	0-0-0		HOME		1-3-0		0-2-0		8-1-0	
6-5-0	0-2-0	0-0-0		AWAY		1-1-0		5-2-0		0-0-0	
1-0-0	0-0-0	0-0-0		NEUTRAL		0-0-0		0-0-0		1-0-0	
11-11-0	0-3-0	0-0-0		NON-CONFERENCE		2-4-0		3-3-0		6-1-0	
6-7-0	0-1-0	0-0-0		HOME		1-3-0		0-2-0		5-1-0	
4-4-0	0-2-0	0-0-		AWAY		1-1-0		3-1-0		0-0-0	
1-0-0	0-0-0	0-0-0		NEUTRAL		0-0-0		0-0-0		1-0-0	
5-1-0	0-0-0	0-0-0		CONFERENCE		0-0-0		2-1-0		3-0-0	
3-0-0	0-0-0	0-0-0		HOME		0-0-0		0-0-0		3-0-0	
2-1-0	0-0-0	0-0-0		AWAY		0-0-0		2-1-0		0-0-0	
0-0-0	0-0-0	0-0-0		NEUTRAL		0-0-0		0-0-0		0-0-0	
RPI S	Opponent	Score	RPI S	Opponent	Score	RPI S	Opponent	Score	RPI S	Opponent	Score
12 A	NC State	2 21				58 H	Bryant	4 6	110 A	Western Caro.	12 11
12 H	NC State	0 5				58 H	Bryant	5 6	110 A	Western Caro.	2 5
23 A	East Carolina	3 5				58 H	Bryant	1 0	110 A	Western Caro.	6 2
						80 A	UNC Greensboro	3 4	116 A	Col. of Charleston	7 2
						100 A	Wake Forest	6 3	116 A	Col. of Charleston	1 3
						100 H	Wake Forest	7 13	116 A	Col. of Charleston	8 6
									119 H	Maryland	4 12
									119 H	Maryland	4 11
									142 A	High Point	10 8
									172 H	James Madison	3 1
									172 H	James Madison	8 3
									172 H	James Madison	5 4
									186 H	Lafayette	5 1
									186 H	Lafayette	8 0
									186 H	Lafayette	9 1
									192 N	Quinnipiac	11 1
									223 H	Wagner	10 6
									223 H	Wagner	6 7
									223 H	Wagner	16 6
<hr/>											
LAST 10 GAMES											
223 H	Wagner	6 7	172 H	James Madison	5 4						
223 H	Wagner	10 6	12 A	NC State	2 21						
192 N	Quinnipiac	11 1	116 A	Col. of Charleston	8 6						
172 H	James Madison	8 3	116 A	Col. of Charleston	7 2						
172 H	James Madison	3 1	116 A	Col. of Charleston	1 3						

Non-Div. I Games:

Elon

Average RPI Win: 229		WON-LOST RECORD		WINNING PCT. RANK		LAST 10 GAMES		STRENGTH OF SCHEDULE		OPP. STRENGTH OF SCHEDULE		TEAM RPI		ADJ RPI		CONF. RPI		ADJ CONF. RPI	
DIV. I ONLY		13-12-0		.52 133		7-3-0		89		257		79		.54195 82		19		19	
DIV. I NON-CONF.		6-7-0		.46154 167		1-0-0		16		267		37		.57366 38		22		22	
TOTALS		RPI 1-25		RPI 26-50		W-L RECORDS		RPI 51-100		RPI 101-150		RPI 150+							
13-12-0		0-3-0		0-0-0		OVERALL		0-0-0		1-2-0		12-7-0							
2-1-0		0-0-0		0-0-0		HOME		0-0-0		0-0-0		2-1-0							
11-11-0		0-3-0		0-0-0		AWAY		0-0-0		1-2-0		10-6-0							
0-0-0		0-0-0		0-0-0		NEUTRAL		0-0-0		0-0-0		0-0-0							
6-7-0		0-3-0		0-0-0		NON-CONFERENCE		0-0-0		0-0-0		6-4-0							
0-0-0		0-0-0		0-0-0		HOME		0-0-0		0-0-0		0-0-0							
6-7-0		0-3-0		0-0-		AWAY		0-0-0		0-0-0		6-4-0							
0-0-0		0-0-0		0-0-0		NEUTRAL		0-0-0		0-0-0		0-0-0							
7-5-0		0-0-0		0-0-0		CONFERENCE		0-0-0		1-2-0		6-3-0							
2-1-0		0-0-0		0-0-0		HOME		0-0-0		0-0-0		2-1-0							
5-4-0		0-0-0		0-0-0		AWAY		0-0-0		1-2-0		4-2-0							
0-0-0		0-0-0		0-0-0		NEUTRAL		0-0-0		0-0-0		0-0-0							
RPI	S	Opponent		Score		RPI	S	Opponent		Score		RPI	S	Opponent		Score			
5	A	Arkansas		7	15							139	A	Murray St.		6	14		
5	A	Arkansas		2	3							139	A	Murray St.		8	3		
5	A	Arkansas		3	12							139	A	Murray St.		1	3		
												170	A	Western Ky.		9	10		
												170	A	Western Ky.		4	5		
												170	A	Western Ky.		8	1		
												197	A	Jacksonville St.		5	12		
												197	A	Jacksonville St.		5	6		
												197	A	Jacksonville St.		5	4		
												207	A	Southern U.		3	5		
												207	A	Southern U.		4	2		
												207	A	Southern U.		8	10		
												207	A	Southern U.		6	1		
												242	A	Butler		2	0		
												246	H	Southeast Mo. St.		1	0		
												246	H	Southeast Mo. St.		9	6		
												246	H	Southeast Mo. St.		9	10		
												250	A	Alabama St.		9	4		
												250	A	Alabama St.		15	6		
												275	A	Tennessee Tech		13	12		
												275	A	Tennessee Tech		15	5		
												275	A	Tennessee Tech		13	2		
LAST 10 GAMES																			
207	A	Southern U.		4	2	246	H	Southeast Mo. St.		1	0								
207	A	Southern U.		8	10	275	A	Tennessee Tech		15	5								
170	A	Western Ky.		4	5	275	A	Tennessee Tech		13	12								
246	H	Southeast Mo. St.		9	10	275	A	Tennessee Tech		13	2								
246	H	Southeast Mo. St.		9	6	242	A	Butler		2	0								

Non-Div. I Games: Robert Morris (IL) 10 14 Lindenwood (IL) 5 2

Eastern Ill.

Average RPI Win:		134	WON-LOST RECORD		WINNING PCT. RANK	LAST 10 GAMES		STRENGTH OF SCHEDULE		OPP. STRENGTH OF SCHEDULE	TEAM RPI	ADJ RPI	CONF. RPI	ADJ CONF. RPI			
Average RPI Loss:		74															
DIV. I ONLY			19-10-0		.65517	55	8-2-0		141		41	83	.54155	83	11	11	
DIV. I NON-CONF.			11-6-0		.64706	75	2-1-0		254		16	156	.49482	156	12	12	
TOTALS		RPI 1-25		RPI 26-50		W-L RECORDS		RPI 51-100		RPI 101-150		RPI 150+					
19-10-0		2-0-0		1-3-0		OVERALL		4-6-0		6-0-0		6-1-0					
11-6-0		1-0-0		0-1-0		HOME		3-4-0		3-0-0		4-1-0					
5-3-0		1-0-0		1-2-0		AWAY		0-1-0		3-0-0		0-0-0					
3-1-0		0-0-0		0-0-0		NEUTRAL		1-1-0		0-0-0		2-0-0					
11-6-0		2-0-0		0-1-0		NON-CONFERENCE		3-4-0		0-0-0		6-1-0					
7-4-0		1-0-0		0-1-0		HOME		2-2-0		0-0-0		4-1-0					
1-1-0		1-0-0		0-0-		AWAY		0-1-0		0-0-0		0-0-0					
3-1-0		0-0-0		0-0-0		NEUTRAL		1-1-0		0-0-0		2-0-0					
8-4-0		0-0-0		1-2-0		CONFERENCE		1-2-0		6-0-0		0-0-0					
4-2-0		0-0-0		0-0-0		HOME		1-2-0		3-0-0		0-0-0					
4-2-0		0-0-0		1-2-0		AWAY		0-0-0		3-0-0		0-0-0					
0-0-0		0-0-0		0-0-0		NEUTRAL		0-0-0		0-0-0		0-0-0					
RPI	S	Opponent		Score		RPI	S	Opponent		Score		RPI	S	Opponent		Score	
14	A	Texas A&M		6	5	27	H	Missouri		7	11	56	A	Texas St.		4	7
17	H	Texas		3	2	41	A	Sam Houston St.		8	13	56	H	Texas St.		6	1
						41	A	Sam Houston St.		4	10	57	N	Notre Dame		1	2
						41	A	Sam Houston St.		8	2	57	N	Notre Dame		15	7
												59	H	UT Arlington		3	7
												59	H	UT Arlington		2	3
												59	H	UT Arlington		6	2
												79	H	A&M-Corpus Christi		6	5
												79	H	A&M-Corpus Christi		6	11
												79	H	A&M-Corpus Christi		6	13

Non-Div. I Games:

Incarnate Word

Average RPI Win:		165	WON-LOST RECORD		WINNING PCT. RANK		LAST 10 GAMES		STRENGTH OF SCHEDULE		OPP. STRENGTH OF SCHEDULE		TEAM RPI		ADJ RPI		CONF. RPI		ADJ CONF. RPI				
Average RPI Loss:		92																					
DIV. I ONLY			12-12-0		.5 151		3-7-0		46		209		84		.54072 84		10		10				
DIV. I NON-CONF.			8-9-0		.47059 163		1-6-0		32		217		86		.53678 86		10		10				
TOTALS		RPI 1-25		RPI 26-50		W-L RECORDS		RPI 51-100		RPI 101-150		RPI 150+											
12-12-0		1-1-0		0-5-0		OVERALL		0-0-0		3-3-0		8-3-0											
3-3-0		0-0-0		0-3-0		HOME		0-0-0		1-0-0		2-0-0											
5-7-0		1-1-0		0-2-0		AWAY		0-0-0		2-3-0		2-1-0											
4-2-0		0-0-0		0-0-0		NEUTRAL		0-0-0		0-0-0		4-2-0											
8-9-0		1-1-0		0-5-0		NON-CONFERENCE		0-0-0		1-1-0		6-2-0											
2-3-0		0-0-0		0-3-0		HOME		0-0-0		0-0-0		2-0-0											
2-4-0		1-1-0		0-0-		AWAY		0-0-0		1-1-0		0-0-0											
4-2-0		0-0-0		0-0-0		NEUTRAL		0-0-0		0-0-0		4-2-0											
4-3-0		0-0-0		0-0-0		CONFERENCE		0-0-0		2-2-0		2-1-0											
1-0-0		0-0-0		0-0-0		HOME		0-0-0		1-0-0		0-0-0											
3-3-0		0-0-0		0-0-0		AWAY		0-0-0		1-2-0		2-1-0											
0-0-0		0-0-0		0-0-0		NEUTRAL		0-0-0		0-0-0		0-0-0											
RPI	S	Opponent		Score		RPI	S	Opponent		Score		RPI	S	Opponent		Score		RPI	S	Opponent		Score	
10	A	LSU		5	17	39	H	DBU		3	4			101	A	Pacific		6	2				
23	A	East Carolina		3	2	39	H	DBU		5	6			101	A	Pacific		3	5				
						39	H	DBU		7	30			113	H	San Diego St.		9	5				
						46	A	Nebraska		3	12			133	A	San Jose St.		5	3				
						46	A	Nebraska		6	7			133	A	San Jose St.		2	3				
														133	A	San Jose St.		1	4				
														152	N	La.-Monroe		1	0				
														165	A	Nevada		8	2				
														165	A	Nevada		4	1				
														165	A	Nevada		3	4				
														169	N	Navy		1	2				
														169	N	Navy		6	4				
														169	N	Navy		7	2				
														184	N	Army West Point		2	17				
														207	N	Southern U.		13	0				
														292	H	Northern Colo.		9	6				
														292	H	Northern Colo.		6	0				
LAST 10 GAMES																							
						292	H	Northern Colo.		6	0	165	A	Nevada		3	4						
						169	N	Navy		7	2	101	A	Pacific		6	2						
						169	N	Navy		6	4	101	A	Pacific		3	5						
						165	A	Nevada		4	1	39	H	DBU		7	30						
						165	A	Nevada		8	2	39	H	DBU		5	6						

Non-Div. I Games:

Air Force

TCU

Average RPI Win:	133	WON-LOST RECORD	WINNING PCT. RANK	LAST 10 GAMES	STRENGTH OF SCHEDULE	OPP. STRENGTH OF SCHEDULE	TEAM RPI	ADJ RPI	CONF. RPI	ADJ CONF. RPI			
DIV. I ONLY		17-9-0	.65385	58	7-3-0	147	19	85	.54058	85	3	3	
DIV. I NON-CONF.		14-6-0	.7	52	4-0-0	226	40	94	.52977	94	3	3	
<hr/>													
TOTALS	RPI 1-25	RPI 26-50		W-L RECORDS		RPI 51-100		RPI 101-150		RPI 150+			
17-9-0	4-4-0	0-0-0		OVERALL		2-2-0		5-2-0		6-1-0			
11-4-0	3-3-0	0-0-0		HOME		0-0-0		4-1-0		4-0-0			
2-2-0	0-0-0	0-0-0		AWAY		0-1-0		0-0-0		2-1-0			
4-3-0	1-1-0	0-0-0		NEUTRAL		2-1-0		1-1-0		0-0-0			
<hr/>													
14-6-0	1-1-0	0-0-0		NON-CONFERENCE		2-2-0		5-2-0		6-1-0			
8-1-0	0-0-0	0-0-0		HOME		0-0-0		4-1-0		4-0-0			
2-2-0	0-0-0	0-0-		AWAY		0-1-0		0-0-0		2-1-0			
4-3-0	1-1-0	0-0-0		NEUTRAL		2-1-0		1-1-0		0-0-0			
<hr/>													
3-3-0	3-3-0	0-0-0		CONFERENCE		0-0-0		0-0-0		0-0-0			
3-3-0	3-3-0	0-0-0		HOME		0-0-0		0-0-0		0-0-0			
0-0-0	0-0-0	0-0-0		AWAY		0-0-0		0-0-0		0-0-0			
0-0-0	0-0-0	0-0-0		NEUTRAL		0-0-0		0-0-0		0-0-0			
<hr/>													
RPI S	Opponent	Score		RPI S	Opponent	Score		RPI S	Opponent	Score			
3 N	Vanderbilt	10	2			59 N	UT Arlington	5	3	106 H	UTRGV	6	2
14 N	Texas A&M	0	1			66 A	San Diego	6	9	108 N	Virginia	9	4
17 H	Texas	3	2			72 N	Cal St. Fullerton	0	2	117 N	Rice	2	12
17 H	Texas	1	13			75 N	Houston	10	6	121 H	Grand Canyon	1	4
17 H	Texas	12	8							121 H	Grand Canyon	17	9
20 H	Oklahoma St.	7	4							121 H	Grand Canyon	6	5
20 H	Oklahoma St.	6	7							140 H	SFA	19	3
20 H	Oklahoma St.	8	9							170 H	Abilene Christian	12	4
										251 A	Long Beach St.	4	1
										251 A	Long Beach St.	3	14
										251 A	Long Beach St.	10	4
										265 H	Eastern Mich.	12	2
										265 H	Eastern Mich.	16	4
										265 H	Eastern Mich.	12	1
<hr/>													
LAST 10 GAMES													
20 H	Oklahoma St.	8	9	17 H	Texas	1	13						
20 H	Oklahoma St.	6	7	17 H	Texas	3	2						
20 H	Oklahoma St.	7	4	59 N	UT Arlington	5	3						
106 H	UTRGV	6	2	265 H	Eastern Mich.	12	1						
17 H	Texas	12	8	265 H	Eastern Mich.	16	4						

Non-Div. I Games:

TCU

Average RPI Win: 156		WON-LOST	WINNING	LAST 10	STRENGTH OF		OPP. STRENGTH	TEAM	ADJ		CONF.	ADJ CONF.					
Average RPI Loss: 68		RECORD	PCT. RANK	GAMES	SCHEDULE		OF SCHEDULE	RPI	RPI		RPI	RPI					
DIV. I ONLY		16-12-0	.57143	102	4-6-0		159	46	86	.53887	86	6	6				
DIV. I NON-CONF.		13-9-0	.59091	102	3-3-0		231	31	113	.52026	113	8	8				
TOTALS		RPI 1-25	RPI 26-50		W-L RECORDS		RPI 51-100		RPI 101-150		RPI 150+						
16-12-0		1-3-0	0-3-0		OVERALL		2-2-0		5-3-0		8-1-0						
10-1-0		1-0-0	0-0-0		HOME		1-1-0		3-0-0		5-0-0						
6-11-0		0-3-0	0-3-0		AWAY		1-1-0		2-3-0		3-1-0						
0-0-0		0-0-0	0-0-0		NEUTRAL		0-0-0		0-0-0		0-0-0						
13-9-0		1-3-0	0-0-0		NON-CONFERENCE		2-2-0		2-3-0		8-1-0						
7-1-0		1-0-0	0-0-0		HOME		1-1-0		0-0-0		5-0-0						
6-8-0		0-3-0	0-0-		AWAY		1-1-0		2-3-0		3-1-0						
0-0-0		0-0-0	0-0-0		NEUTRAL		0-0-0		0-0-0		0-0-0						
3-3-0		0-0-0	0-3-0		CONFERENCE		0-0-0		3-0-0		0-0-0						
3-0-0		0-0-0	0-0-0		HOME		0-0-0		3-0-0		0-0-0						
0-3-0		0-0-0	0-3-0		AWAY		0-0-0		0-0-0		0-0-0						
0-0-0		0-0-0	0-0-0		NEUTRAL		0-0-0		0-0-0		0-0-0						
RPI	S	Opponent		Score		RPI	S	Opponent		Score		RPI	S	Opponent		Score	
9	H	UC Santa Barbara		7	6	40	A	BYU		6	10	68	A	California		10	3
18	A	Oregon		4	5	40	A	BYU		3	5	68	A	California		1	13
18	A	Oregon		2	3	40	A	BYU		0	11	68	H	California		3	9
18	A	Oregon		2	6							97	H	Sacramento St.		10	1
														101 H Pacific		12	7
														101 H Pacific		1	0
														101 H Pacific		5	3
														104 A Cal Poly		8	2
														104 A Cal Poly		3	8
														104 A Cal Poly		7	1
														104 A Cal Poly		2	6
														133 A San Jose St.		3	7
														165 A Nevada		5	6
														193 H Washington St.		9	1
														193 H Washington St.		6	3
														193 H Washington St.		8	1
														193 H Washington St.		14	8
														259 H Rider		5	2
														260 A Utah Valley		10	1
														260 A Utah Valley		13	1
														260 A Utah Valley		8	3
LAST 10 GAMES																	
														18 A Oregon		4	5
														40 A BYU		3	5
														40 A BYU		0	11
														40 A BYU		6	10
														9 H UC Santa Barbara		7	6

Non-Div. I Games:

Saint Mary's (CA)

Duke				Through Games Of 04/01/2019										
Average RPI Win: 160		WON-LOST	WINNING	LAST 10	STRENGTH OF		OPP. STRENGTH	TEAM	ADJ		CONF.	ADJ CONF.		
Average RPI Loss: 74		RECORD	PCT. RANK	GAMES	SCHEDULE		OF SCHEDULE	RPI	RPI		RPI	RPI		
DIV. I ONLY		14-14-0	.5	151	2-8-0		21	179	88	.53636	88	4	4	
DIV. I NON-CONF.		11-5-0	.6875	57	1-1-0		51	274	75	.54677	75	4	4	
TOTALS		RPI 1-25	RPI 26-50		W-L RECORDS		RPI 51-100		RPI 101-150		RPI 150+			
14-14-0		1-6-0	0-0-0		OVERALL		1-3-0		6-5-0		6-0-0			
9-9-0		1-3-0	0-0-0		HOME		1-3-0		2-3-0		5-0-0			
3-4-0		0-3-0	0-0-0		AWAY		0-0-0		2-1-0		1-0-0			
2-1-0		0-0-0	0-0-0		NEUTRAL		0-0-0		2-1-0		0-0-0			
11-5-0		1-0-0	0-0-0		NON-CONFERENCE		0-1-0		4-4-0		6-0-0			
8-4-0		1-0-0	0-0-0		HOME		0-1-0		2-3-0		5-0-0			
1-0-0		0-0-0	0-0-		AWAY		0-0-0		0-0-0		1-0-0			
2-1-0		0-0-0	0-0-0		NEUTRAL		0-0-0		2-1-0		0-0-0			
3-9-0		0-6-0	0-0-0		CONFERENCE		1-2-0		2-1-0		0-0-0			
1-5-0		0-3-0	0-0-0		HOME		1-2-0		0-0-0		0-0-0			
2-4-0		0-3-0	0-0-0		AWAY		0-0-0		2-1-0		0-0-0			
0-0-0		0-0-0	0-0-0		NEUTRAL		0-0-0		0-0-0		0-0-0			
RPI	S	Opponent	Score		RPI	S	Opponent	Score		RPI	S	Opponent	Score	
19	H	Louisville	6	8						108	A	Virginia	8	6
19	H	Louisville	1	2						108	A	Virginia	2	1
19	H	Louisville	3	8						108	A	Virginia	3	11
22	A	North Carolina	6	16						112	H	Northwestern	3	5
22	A	North Carolina	7	8						112	H	Northwestern	5	4
22	A	North Carolina	0	1						112	H	Northwestern	23	8
23	H	East Carolina	7	2						131	N	Penn St.	14	0
										131	N	Penn St.	9	2
										131	N	Penn St.	7	8
										147	H	Penn	6	7
										147	H	Penn	1	3
										178	A	Davidson	7	2
										178	H	Davidson	7	3
										188	H	Richmond	5	2
										288	H	Lehigh	8	1
										288	H	Lehigh	7	0
										288	H	Lehigh	4	3
LAST 10 GAMES														
					22	A	North Carolina	6	16	100	H	Wake Forest	8	9
					22	A	North Carolina	7	8	100	H	Wake Forest	16	2
					22	A	North Carolina	0	1	71	H	Campbell	6	12
					178	A	Davidson	7	2	19	H	Louisville	6	8
					100	H	Wake Forest	4	5	19	H	Louisville	1	2

Non-Div. I Games:

Duke

Average RPI Win:		197	WON-LOST RECORD		WINNING PCT. RANK		LAST 10 GAMES		STRENGTH OF SCHEDULE		OPP. STRENGTH OF SCHEDULE		TEAM RPI		ADJ RPI		CONF. RPI		ADJ CONF. RPI					
DIV. I ONLY			21-6-0		.77778		19		8-2-0		244		87		89		.53617		89		14		14	
DIV. I NON-CONF.			18-6-0		.75		35		5-2-0		260		84		114		.52002		114		16		16	
TOTALS		RPI 1-25		RPI 26-50				W-L RECORDS				RPI 51-100				RPI 101-150				RPI 150+				
21-6-0		1-3-0		0-1-0				OVERALL				0-0-0				3-0-0				17-2-0				
18-2-0		0-1-0		0-0-0				HOME				0-0-0				3-0-0				15-1-0				
3-4-0		1-2-0		0-1-0				AWAY				0-0-0				0-0-0				2-1-0				
0-0-0		0-0-0		0-0-0				NEUTRAL				0-0-0				0-0-0				0-0-0				
18-6-0		1-3-0		0-1-0				NON-CONFERENCE				0-0-0				0-0-0				17-2-0				
15-2-0		0-1-0		0-0-0				HOME				0-0-0				0-0-0				15-1-0				
3-4-0		1-2-0		0-0-				AWAY				0-0-0				0-0-0				2-1-0				
0-0-0		0-0-0		0-0-0				NEUTRAL				0-0-0				0-0-0				0-0-0				
3-0-0		0-0-0		0-0-0				CONFERENCE				0-0-0				3-0-0				0-0-0				
3-0-0		0-0-0		0-0-0				HOME				0-0-0				3-0-0				0-0-0				
0-0-0		0-0-0		0-0-0				AWAY				0-0-0				0-0-0				0-0-0				
0-0-0		0-0-0		0-0-0				NEUTRAL				0-0-0				0-0-0				0-0-0				
RPI	S	Opponent		Score		RPI	S	Opponent		Score		RPI	S	Opponent		Score		RPI	S	Opponent		Score		
3	A	Vanderbilt		4	12	43	A	Virginia Tech		3	9			110	H	Western Caro.		10	3					
7	A	Tennessee		6	5									110	H	Western Caro.		5	4					
7	H	Tennessee		1	5									110	H	Western Caro.		10	9					
15	A	Clemson		3	14									158	H	NJIT		3	2					
														158	H	NJIT		8	1					
														158	H	NJIT		12	2					
														166	H	UNC Asheville		7	6					
														214	A	Georgia St.		8	2					
														214	A	Georgia St.		5	1					
														214	A	Georgia St.		5	6					
														223	H	Wagner		6	1					
														223	H	Wagner		4	3					
														223	H	Wagner		7	1					
														235	H	LIU Brooklyn		10	3					
														235	H	LIU Brooklyn		7	2					
														235	H	LIU Brooklyn		7	2					
														266	H	Iona		14	4					
														266	H	Iona		4	3					
														266	H	Iona		14	3					
														278	H	Georgetown		4	0					
														278	H	Georgetown		11	1					
														278	H	Georgetown		3	5					
LAST 10 GAMES						LAST 10 GAMES						LAST 10 GAMES						LAST 10 GAMES						
223	H	Wagner		6	1	166	H	UNC Asheville		7	6	7	A	Tennessee		6	5							
158	H	NJIT		8	1							110	H	Western Caro.		10	3							
278	H	Georgetown		3	5							110	H	Western Caro.		5	4							
278	H	Georgetown		11	1							110	H	Western Caro.		10	9							
278	H	Georgetown		4	0																			

Non-Div. I Games:

ETSU

Average RPI Win: 154		WON-LOST	WINNING	LAST 10	STRENGTH OF		OPP. STRENGTH	TEAM	ADJ	CONF.	ADJ CONF.
Average RPI Loss: 103		RECORD	PCT. RANK	GAMES	SCHEDULE		OF SCHEDULE	RPI	RPI	RPI	RPI
DIV. I ONLY		17-8-0	.68	43	7-3-0		201	64	90	.53615	90
DIV. I NON-CONF.		11-5-0	.6875	57	2-1-0		157	8	45	.57066	45
TOTALS		RPI 1-25	RPI 26-50		W-L RECORDS		RPI 51-100		RPI 101-150		RPI 150+
17-8-0		2-2-0	2-2-0		OVERALL		0-0-0		3-2-0		10-2-0
9-3-0		0-0-0	0-1-0		HOME		0-0-0		2-1-0		7-1-0
7-4-0		2-2-0	2-1-0		AWAY		0-0-0		0-0-0		3-1-0
1-1-0		0-0-0	0-0-0		NEUTRAL		0-0-0		1-1-0		0-0-0
11-5-0		2-2-0	2-2-0		NON-CONFERENCE		0-0-0		1-1-0		6-0-0
5-1-0		0-0-0	0-1-0		HOME		0-0-0		0-0-0		5-0-0
5-3-0		2-2-0	2-0-		AWAY		0-0-0		0-0-0		1-0-0
1-1-0		0-0-0	0-0-0		NEUTRAL		0-0-0		1-1-0		0-0-0
6-3-0		0-0-0	0-0-0		CONFERENCE		0-0-0		2-1-0		4-2-0
4-2-0		0-0-0	0-0-0		HOME		0-0-0		2-1-0		2-1-0
2-1-0		0-0-0	0-0-0		AWAY		0-0-0		0-0-0		2-1-0
0-0-0		0-0-0	0-0-0		NEUTRAL		0-0-0		0-0-0		0-0-0
RPI S	Opponent	Score		RPI S	Opponent	Score		RPI S	Opponent	Score	
20 A	Oklahoma St.	0	4	30 A	Ole Miss	1	10	110 N	Western Caro.	5	3
20 A	Oklahoma St.	5	17	30 A	Ole Miss	9	5	118 H	Milwaukee	3	2
20 A	Oklahoma St.	5	4	42 A	Xavier	10	0	118 H	Milwaukee	3	0
23 A	East Carolina	12	4	42 H	Xavier	8	9	118 H	Milwaukee	10	11
								126 N	Utah	8	12
								190 H	Canisius	3	2
								191 A	UIC	10	3
								191 A	UIC	7	1
								191 A	UIC	1	6
								194 A	Cincinnati	8	3
								194 H	Cincinnati	10	4
								195 H	Toledo	10	5
								224 H	Ohio	13	0
								224 H	Ohio	12	1
								279 H	Youngstown St.	18	8
								279 H	Youngstown St.	7	1
								279 H	Youngstown St.	8	10
LAST 10 GAMES				224 H	Ohio	13	0	42 A	Xavier	10	0
				224 H	Ohio	12	1	191 A	UIC	7	1
				279 H	Youngstown St.	18	8	191 A	UIC	10	3
				279 H	Youngstown St.	8	10	191 A	UIC	1	6
				279 H	Youngstown St.	7	1	194 H	Cincinnati	10	4

Non-Div. I Games: Northwestern Ohio 8 1

Wright St.

Average RPI Win: 150		WON-LOST	WINNING	LAST 10	STRENGTH OF		OPP. STRENGTH	TEAM	ADJ	CONF.	ADJ CONF.
Average RPI Loss: 39		RECORD	PCT. RANK	GAMES	SCHEDULE		OF SCHEDULE	RPI	RPI	RPI	RPI
DIV. I ONLY		18-9-0	.66667	52	5-5-0		189	2	91	.53498	91
DIV. I NON-CONF.		12-3-0	.8	22	1-2-0		291	2	145	.50342	145
TOTALS		RPI 1-25	RPI 26-50		W-L RECORDS		RPI 51-100		RPI 101-150		RPI 150+
18-9-0	1-2-0	2-4-0		OVERALL		3-3-0		1-0-0		11-0-0	
15-4-0	0-0-0	2-2-0		HOME		1-2-0		1-0-0		11-0-0	
3-4-0	1-2-0	0-1-0		AWAY		2-1-0		0-0-0		0-0-0	
0-1-0	0-0-0	0-1-0		NEUTRAL		0-0-0		0-0-0		0-0-0	
12-3-0	0-0-0	0-3-0		NON-CONFERENCE		0-0-0		1-0-0		11-0-0	
12-1-0	0-0-0	0-1-0		HOME		0-0-0		1-0-0		11-0-0	
0-1-0	0-0-0	0-0-		AWAY		0-0-0		0-0-0		0-0-0	
0-1-0	0-0-0	0-1-0		NEUTRAL		0-0-0		0-0-0		0-0-0	
6-6-0	1-2-0	2-1-0		CONFERENCE		3-3-0		0-0-0		0-0-0	
3-3-0	0-0-0	2-1-0		HOME		1-2-0		0-0-0		0-0-0	
3-3-0	1-2-0	0-0-0		AWAY		2-1-0		0-0-0		0-0-0	
0-0-0	0-0-0	0-0-0		NEUTRAL		0-0-0		0-0-0		0-0-0	
RPI S	Opponent	Score	RPI S	Opponent	Score	RPI S	Opponent	Score	RPI S	Opponent	Score
12 A	NC State	0 16	33 A	Florida	7 20	57 A	Notre Dame	7 1	114 H	North Florida	4 3
12 A	NC State	7 5	33 N	Florida	2 4	57 A	Notre Dame	3 12	156 H	Mercer	9 5
12 A	NC State	8 9	38 H	UCF	7 9	57 A	Notre Dame	3 1	156 H	Mercer	5 1
			43 H	Virginia Tech	0 6	61 H	Boston College	7 10	156 H	Mercer	12 1
			43 H	Virginia Tech	9 8	61 H	Boston College	4 3	180 H	FIU	9 6
			43 H	Virginia Tech	5 2	61 H	Boston College	0 8	205 H	Maine	16 3
									205 H	Maine	9 1
									205 H	Maine	6 5
									205 H	Maine	11 0
									279 H	Youngstown St.	7 4
									279 H	Youngstown St.	4 2
									279 H	Youngstown St.	24 2
LAST 10 GAMES											
			43 H	Virginia Tech	5 2	61 H	Boston College	4 3			
			43 H	Virginia Tech	0 6	61 H	Boston College	7 10			
			279 H	Youngstown St.	24 2	33 N	Florida	2 4			
			205 H	Maine	6 5	57 A	Notre Dame	3 1			
			61 H	Boston College	0 8	57 A	Notre Dame	3 12			

Non-Div. I Games:

Florida St.

Average RPI Win: 133		WON-LOST	WINNING	LAST 10	STRENGTH OF	OPP. STRENGTH	TEAM	ADJ	CONF.	ADJ CONF.							
Average RPI Loss: 114		RECORD	PCT. RANK	GAMES	SCHEDULE	OF SCHEDULE	RPI	RPI	RPI	RPI							
DIV. I ONLY		13-8-0	.61905	82	7-3-0	155	48	92	.53437	92	10	10					
DIV. I NON-CONF.		9-3-0	.75	35	4-0-0	199	17	52	.56484	52	10	10					
<hr/>																	
TOTALS		RPI 1-25		RPI 26-50		W-L RECORDS		RPI 51-100		RPI 101-150		RPI 150+					
13-8-0		1-2-0		0-0-0		OVERALL		2-0-0		7-5-0		3-1-0					
5-5-0		0-0-0		0-0-0		HOME		0-0-0		3-4-0		2-1-0					
5-3-0		1-2-0		0-0-0		AWAY		0-0-0		3-1-0		1-0-0					
3-0-0		0-0-0		0-0-0		NEUTRAL		2-0-0		1-0-0		0-0-0					
9-3-0		1-2-0		0-0-0		NON-CONFERENCE		2-0-0		3-0-0		3-1-0					
3-1-0		0-0-0		0-0-0		HOME		0-0-0		1-0-0		2-1-0					
3-2-0		1-2-0		0-0-		AWAY		0-0-0		1-0-0		1-0-0					
3-0-0		0-0-0		0-0-0		NEUTRAL		2-0-0		1-0-0		0-0-0					
4-5-0		0-0-0		0-0-0		CONFERENCE		0-0-0		4-5-0		0-0-0					
2-4-0		0-0-0		0-0-0		HOME		0-0-0		2-4-0		0-0-0					
2-1-0		0-0-0		0-0-0		AWAY		0-0-0		2-1-0		0-0-0					
0-0-0		0-0-0		0-0-0		NEUTRAL		0-0-0		0-0-0		0-0-0					
RPI	S	Opponent		Score		RPI	S	Opponent		Score		RPI	S	Opponent		Score	
7	A	Tennessee		3	8							72	N	Cal St. Fullerton		5	2
7	A	Tennessee		10	7							96	N	Missouri St.		3	2
7	A	Tennessee		9	13												

Non-Div. I Games:

Fresno St.

Average RPI Win: 127		WON-LOST RECORD		WINNING PCT. RANK		LAST 10 GAMES		STRENGTH OF SCHEDULE		OPP. STRENGTH OF SCHEDULE		TEAM RPI		ADJ RPI		CONF. RPI		ADJ CONF. RPI				
DIV. I ONLY		10-16-0		.38462 219		4-6-0		6		94		93		.53349 93		2		2				
DIV. I NON-CONF.		7-9-0		.4375 176		2-0-0		12		185		120		.51641 120		2		2				
TOTALS		RPI 1-25		RPI 26-50		W-L RECORDS		RPI 51-100		RPI 101-150		RPI 150+										
10-16-0		2-7-0		0-3-0		OVERALL		3-3-0		1-2-0		4-1-0										
7-10-0		2-6-0		0-0-0		HOME		1-1-0		1-2-0		3-1-0										
3-5-0		0-0-0		0-3-0		AWAY		2-2-0		0-0-0		1-0-0										
0-1-0		0-1-0		0-0-0		NEUTRAL		0-0-0		0-0-0		0-0-0										
7-9-0		1-4-0		0-0-0		NON-CONFERENCE		1-2-0		1-2-0		4-1-0										
6-8-0		1-4-0		0-0-0		HOME		1-1-0		1-2-0		3-1-0										
1-1-0		0-0-0		0-0-		AWAY		0-1-0		0-0-0		1-0-0										
0-0-0		0-0-0		0-0-0		NEUTRAL		0-0-0		0-0-0		0-0-0										
3-7-0		1-3-0		0-3-0		CONFERENCE		2-1-0		0-0-0		0-0-0										
1-2-0		1-2-0		0-0-0		HOME		0-0-0		0-0-0		0-0-0										
2-4-0		0-0-0		0-3-0		AWAY		2-1-0		0-0-0		0-0-0										
0-1-0		0-1-0		0-0-0		NEUTRAL		0-0-0		0-0-0		0-0-0										
RPI	S	Opponent		Score		RPI	S	Opponent		Score		RPI	S	Opponent		Score						
2	H	UCLA		2	9	45	A	Washington		1	7	67	H	Loyola Marymount		5	14	121	H	Grand Canyon	2	4
2	H	UCLA		7	2	45	A	Washington		2	3	68	A	California		8	9	121	H	Grand Canyon	7	1
2	H	UCLA		1	7	45	A	Washington		3	4	68	A	California		9	4	121	H	Grand Canyon	3	7
2	N	UCLA		5	7							68	A	California		1	0	217	H	Omaha	9	12
5	H	Arkansas		3	6							70	H	Michigan		4	1	217	H	Omaha	11	0
5	H	Arkansas		6	8							72	A	Cal St. Fullerton		4	10	217	H	Omaha	6	5
5	H	Arkansas		6	4													251	A	Long Beach St.	8	5
9	H	UC Santa Barbara		1	2													251	H	Long Beach St.	5	2
20	H	Oklahoma St.		6	11																	
LAST 10 GAMES																						
		2	H	UCLA	2	9			45	A	Washington	3	4									
		2	H	UCLA	1	7			45	A	Washington	1	7									
		2	H	UCLA	7	2			251	H	Long Beach St.	5	2									
		251	A	Long Beach St.	8	5			68	A	California	8	9									
		45	A	Washington	2	3			68	A	California	1	0									

Non-Div. I Games:

Southern California

Average RPI Win:		175	WON-LOST RECORD		WINNING PCT. RANK		LAST 10 GAMES		STRENGTH OF SCHEDULE		OPP. STRENGTH OF SCHEDULE		TEAM RPI		ADJ RPI		CONF. RPI		ADJ CONF. RPI	
DIV. I ONLY			19-9-0		.67857 47		8-2-0		157		85		94		.53289 94		13		13	
DIV. I NON-CONF.			11-8-0		.57895 115		0-1-0		115		142		133		.50832 133		13		13	
TOTALS		RPI 1-25		RPI 26-50		W-L RECORDS		RPI 51-100		RPI 101-150		RPI 150+								
19-9-0		0-3-0		0-2-0		OVERALL		0-0-0		3-2-0		16-2-0								
17-5-0		0-3-0		0-1-0		HOME		0-0-0		3-0-0		14-1-0								
2-4-0		0-0-0		0-1-0		AWAY		0-0-0		0-2-0		2-1-0								
0-0-0		0-0-0		0-0-0		NEUTRAL		0-0-0		0-0-0		0-0-0								
11-8-0		0-3-0		0-2-0		NON-CONFERENCE		0-0-0		0-2-0		11-1-0								
11-5-0		0-3-0		0-1-0		HOME		0-0-0		0-0-0		11-1-0								
0-3-0		0-0-0		0-0-		AWAY		0-0-0		0-2-0		0-0-0								
0-0-0		0-0-0		0-0-0		NEUTRAL		0-0-0		0-0-0		0-0-0								
8-1-0		0-0-0		0-0-0		CONFERENCE		0-0-0		3-0-0		5-1-0								
6-0-0		0-0-0		0-0-0		HOME		0-0-0		3-0-0		3-0-0								
2-1-0		0-0-0		0-0-0		AWAY		0-0-0		0-0-0		2-1-0								
0-0-0		0-0-0		0-0-0		NEUTRAL		0-0-0		0-0-0		0-0-0								
RPI	S	Opponent		Score		RPI	S	Opponent		Score		RPI	S	Opponent		Score				
16	H	Illinois		6	7	37	A	Miami (FL)		4	11	114	A	North Florida		8	9			
16	H	Illinois		10	11	37	H	Miami (FL)		6	16	114	A	North Florida		5	7			
16	H	Illinois		3	5							117	H	Rice		12	4			
												117	H	Rice		4	2			
												117	H	Rice		12	7			
												154	H	Northeastern		9	6			
												154	H	Northeastern		2	1			
												154	H	Northeastern		7	4			
												160	A	UAB		5	6			
												160	A	UAB		6	2			
												160	A	UAB		9	6			
												180	H	FIU		1	0			
												180	H	FIU		4	3			
												180	H	FIU		7	1			
												192	H	Quinnipiac		7	0			
												192	H	Quinnipiac		7	4			
												194	H	Cincinnati		8	7			
												194	H	Cincinnati		9	0			
												194	H	Cincinnati		5	3			
												196	H	Appalachian St.		3	6			
												231	H	Monmouth		9	4			
												231	H	Monmouth		11	4			
												231	H	Monmouth		8	5			
LAST 10 GAMES																				
						180	H	FIU		4	3	160	A	UAB		6	2			
						180	H	FIU		1	0	160	A	UAB		9	6			
						180	H	FIU		7	1	117	H	Rice		12	4			
						37	H	Miami (FL)		6	16	117	H	Rice		12	7			
						160	A	UAB		5	6	117	H	Rice		4	2			

Non-Div. I Games:

Fla. Atlantic

Average RPI Win:		176	WON-LOST RECORD		WINNING PCT. RANK		LAST 10 GAMES		STRENGTH OF SCHEDULE		OPP. STRENGTH OF SCHEDULE		TEAM RPI		ADJ RPI		CONF. RPI		ADJ CONF. RPI	
DIV. I ONLY			18-10-0		.64286 63		5-5-0		160		125		95		.52978 95		22		22	
DIV. I NON-CONF.			15-7-0		.68182 63		2-2-0		206		105		104		.52439 104		21		21	
TOTALS		RPI 1-25		RPI 26-50		W-L RECORDS		RPI 51-100		RPI 101-150		RPI 150+								
18-10-0		1-3-0		0-0-0		OVERALL		1-2-0		7-2-0		9-3-0								
14-4-0		0-0-0		0-0-0		HOME		1-2-0		4-1-0		9-1-0								
4-6-0		1-3-0		0-0-0		AWAY		0-0-0		3-1-0		0-2-0								
0-0-0		0-0-0		0-0-0		NEUTRAL		0-0-0		0-0-0		0-0-0								
15-7-0		1-3-0		0-0-0		NON-CONFERENCE		0-0-0		5-1-0		9-3-0								
13-2-0		0-0-0		0-0-0		HOME		0-0-0		4-1-0		9-1-0								
2-5-0		1-3-0		0-0-		AWAY		0-0-0		1-0-0		0-2-0								
0-0-0		0-0-0		0-0-0		NEUTRAL		0-0-0		0-0-0		0-0-0								
3-3-0		0-0-0		0-0-0		CONFERENCE		1-2-0		2-1-0		0-0-0								
1-2-0		0-0-0		0-0-0		HOME		1-2-0		0-0-0		0-0-0								
2-1-0		0-0-0		0-0-0		AWAY		0-0-0		2-1-0		0-0-0								
0-0-0		0-0-0		0-0-0		NEUTRAL		0-0-0		0-0-0		0-0-0								
RPI	S	Opponent		Score		RPI	S	Opponent		Score		RPI	S	Opponent		Score				
8	A	Arizona St.		9	15					97	H	Sacramento St.	10	21	101	H	Pacific	5	11	
9	A	UC Santa Barbara		5	1					97	H	Sacramento St.	0	1	101	H	Pacific	10	3	
9	A	UC Santa Barbara		2	8					97	H	Sacramento St.	6	5	101	H	Pacific	3	2	
9	A	UC Santa Barbara		1	7										101	H	Pacific	6	0	
															113	A	San Diego St.	5	2	
															121	A	Grand Canyon	4	1	
															121	A	Grand Canyon	8	0	
															121	A	Grand Canyon	0	3	
															137	H	Kansas St.	7	6	
															176	A	UC Riverside	3	8	
															176	A	UC Riverside	4	5	
															176	H	UC Riverside	4	7	
															224	H	Ohio	4	1	
															224	H	Ohio	7	4	
															224	H	Ohio	7	1	
															224	H	Ohio	8	2	
															267	H	Northern Ill.	8	0	
															267	H	Northern Ill.	10	7	
															267	H	Northern Ill.	4	2	
															267	H	Northern Ill.	8	4	
															296	H	Fairleigh Dickinson	5	1	
LAST 10 GAMES																				
176	H	UC Riverside		4	7	97	H	Sacramento St.		10	21									
267	H	Northern Ill.		4	2	113	A	San Diego St.		5	2									
224	H	Ohio		4	1	121	A	Grand Canyon		4	1									
		97 H Sacramento St.		0	1	121	A	Grand Canyon		8	0									
		97 H Sacramento St.		6	5	121	A	Grand Canyon		0	3									

Non-Div. I Games:

California Baptist

Average RPI Win: 120		WON-LOST	WINNING	LAST 10	STRENGTH OF		OPP. STRENGTH	TEAM	ADJ		CONF.	ADJ CONF.
Average RPI Loss: 51		RECORD	PCT. RANK	GAMES	SCHEDULE		OF SCHEDULE	RPI	RPI		RPI	RPI
DIV. I ONLY		7-19-0	.26923	260	2		123	96	.52965		96	7
DIV. I NON-CONF.		5-18-0	.21739	263	6		101	136	.50734		136	7
TOTALS		RPI 1-25	RPI 26-50		W-L RECORDS		RPI 51-100		RPI 101-150		RPI 150+	
7-19-0		0-5-0	3-6-0		OVERALL		0-6-0		1-1-0		3-1-0	
4-5-0		0-1-0	2-1-0		HOME		0-2-0		0-1-0		2-0-0	
2-11-0		0-4-0	1-5-0		AWAY		0-2-0		0-0-0		1-0-0	
1-3-0		0-0-0	0-0-0		NEUTRAL		0-2-0		1-0-0		0-1-0	
5-18-0		0-5-0	1-5-0		NON-CONFERENCE		0-6-0		1-1-0		3-1-0	
2-4-0		0-1-0	0-0-0		HOME		0-2-0		0-1-0		2-0-0	
2-11-0		0-4-0	1-0-		AWAY		0-2-0		0-0-0		1-0-0	
1-3-0		0-0-0	0-0-0		NEUTRAL		0-2-0		1-0-0		0-1-0	
2-1-0		0-0-0	2-1-0		CONFERENCE		0-0-0		0-0-0		0-0-0	
2-1-0		0-0-0	2-1-0		HOME		0-0-0		0-0-0		0-0-0	
0-0-0		0-0-0	0-0-0		AWAY		0-0-0		0-0-0		0-0-0	
0-0-0		0-0-0	0-0-0		NEUTRAL		0-0-0		0-0-0		0-0-0	
RPI S	Opponent	Score	RPI S	Opponent	Score	RPI S	Opponent	Score	RPI S	Opponent	Score	
5 H	Arkansas	2 8	26 A	Oklahoma	2 11	53 H	UC Irvine	1 4	125 H	Kansas	5 9	
9 A	UC Santa Barbara	3 7	26 A	Oklahoma	1 6	53 H	UC Irvine	2 3	126 N	Utah	6 2	
9 A	UC Santa Barbara	3 5	26 A	Oklahoma	11 8	56 A	Texas St.	0 10	165 N	Nevada	4 16	
9 A	UC Santa Barbara	1 11	36 H	Indiana St.	6 5	66 A	San Diego	4 14	202 H	Central Ark.	15 3	
20 A	Oklahoma St.	2 13	36 H	Indiana St.	0 12	72 N	Cal St. Fullerton	0 7	202 H	Central Ark.	9 7	
			36 H	Indiana St.	1 0	92 N	Fresno St.	2 3	213 A	Oral Roberts	11 2	
			47 A	Arkansas St.	4 6							
			47 A	Arkansas St.	4 16							
			47 A	Arkansas St.	2 14							
LAST 10 GAMES												
			36 H	Indiana St.	0 12	9 A	UC Santa Barbara	1 11				
			36 H	Indiana St.	1 0	9 A	UC Santa Barbara	3 5				
			36 H	Indiana St.	6 5	9 A	UC Santa Barbara	3 7				
			125 H	Kansas	5 9	26 A	Oklahoma	1 6				
			5 H	Arkansas	2 8	26 A	Oklahoma	2 11				

Non-Div. I Games:

Missouri St.

Average RPI Win:		181	WON-LOST RECORD		WINNING PCT. RANK	LAST 10 GAMES		STRENGTH OF SCHEDULE		OPP. STRENGTH OF SCHEDULE	TEAM RPI	ADJ RPI		CONF. RPI	ADJ CONF. RPI				
Average RPI Loss:		92																	
DIV. I ONLY			18-9-0		.66667	52	8-2-0		181		116		97	.5296	97	22	22		
DIV. I NON-CONF.			14-7-0		.66667	66	4-0-0		255		88		149	.50065	149	21	21		
TOTALS		RPI 1-25		RPI 26-50		W-L RECORDS		RPI 51-100		RPI 101-150		RPI 150+							
18-9-0		1-2-0		0-0-0		OVERALL		3-2-0		4-4-0		10-1-0							
15-3-0		0-0-0		0-0-0		HOME		1-0-0		4-2-0		10-1-0							
3-6-0		1-2-0		0-0-0		AWAY		2-2-0		0-2-0		0-0-0							
0-0-0		0-0-0		0-0-0		NEUTRAL		0-0-0		0-0-0		0-0-0							
14-7-0		1-2-0		0-0-0		NON-CONFERENCE		1-1-0		2-3-0		10-1-0							
13-2-0		0-0-0		0-0-0		HOME		1-0-0		2-1-0		10-1-0							
1-5-0		1-2-0		0-0-		AWAY		0-1-0		0-2-0		0-0-0							
0-0-0		0-0-0		0-0-0		NEUTRAL		0-0-0		0-0-0		0-0-0							
4-2-0		0-0-0		0-0-0		CONFERENCE		2-1-0		2-1-0		0-0-0							
2-1-0		0-0-0		0-0-0		HOME		0-0-0		2-1-0		0-0-0							
2-1-0		0-0-0		0-0-0		AWAY		2-1-0		0-0-0		0-0-0							
0-0-0		0-0-0		0-0-0		NEUTRAL		0-0-0		0-0-0		0-0-0							
RPI	S	Opponent		Score		RPI	S	Opponent		Score		RPI	S	Opponent		Score			
2	A	UCLA		1	2					68	H	California	6	0	101	A	Pacific	3	11
2	A	UCLA		2	1					86	A	Saint Mary's (CA)	1	10	101	A	Pacific	3	6
2	A	UCLA		0	6					95	A	California Baptist	5	6	101	H	Pacific	5	2
										95	A	California Baptist	1	0	101	H	Pacific	2	6
										95	A	California Baptist	21	10	106	H	UTRGV	5	4
															106	H	UTRGV	3	5
															106	H	UTRGV	7	1
															133	H	San Jose St.	7	2
															234	H	North Dakota St.	8	3
															234	H	North Dakota St.	1	9
															234	H	North Dakota St.	2	1
															257	H	UC Davis	8	2
															259	H	Rider	5	4
															259	H	Rider	6	3
															259	H	Rider	7	0
															264	H	Towson	13	4
															264	H	Towson	5	0
															264	H	Towson	1	0
															264	H	Towson	12	2
LAST 10 GAMES																			
264	H	Towson		1	0	68	H	California		6	0								
264	H	Towson		12	2	106	H	UTRGV		3	5								
95	A	California Baptist		1	0	106	H	UTRGV		7	1								
95	A	California Baptist		5	6	106	H	UTRGV		5	4								
95	A	California Baptist		21	10	133	H	San Jose St.		7	2								

Non-Div. I Games:

Sacramento St.

Average RPI Win:	169	WON-LOST RECORD	WINNING PCT. RANK	LAST 10 GAMES	STRENGTH OF SCHEDULE	OPP. STRENGTH OF SCHEDULE	TEAM RPI	ADJ RPI	CONF. RPI	ADJ CONF. RPI	
DIV. I ONLY		12-14-0	.46154	174	25	180	98	.52905	98	9	9
DIV. I NON-CONF.		9-8-0	.52941	139	53	216	116	.5193	116	9	9
<hr/>											
TOTALS	RPI 1-25	RPI 26-50		W-L RECORDS		RPI 51-100		RPI 101-150		RPI 150+	
12-14-0	1-3-0	1-2-0		OVERALL		2-8-0		2-1-0		6-0-0	
10-6-0	0-1-0	0-0-0		HOME		2-5-0		2-0-0		6-0-0	
2-8-0	1-2-0	1-2-0		AWAY		0-3-0		0-1-0		0-0-0	
0-0-0	0-0-0	0-0-0		NEUTRAL		0-0-0		0-0-0		0-0-0	
9-8-0	1-3-0	0-0-0		NON-CONFERENCE		0-4-0		2-1-0		6-0-0	
8-5-0	0-1-0	0-0-0		HOME		0-4-0		2-0-0		6-0-0	
1-3-0	1-2-0	0-0-		AWAY		0-0-0		0-1-0		0-0-0	
0-0-0	0-0-0	0-0-0		NEUTRAL		0-0-0		0-0-0		0-0-0	
3-6-0	0-0-0	1-2-0		CONFERENCE		2-4-0		0-0-0		0-0-0	
2-1-0	0-0-0	0-0-0		HOME		2-1-0		0-0-0		0-0-0	
1-5-0	0-0-0	1-2-0		AWAY		0-3-0		0-0-0		0-0-0	
0-0-0	0-0-0	0-0-0		NEUTRAL		0-0-0		0-0-0		0-0-0	
RPI S	Opponent	Score	RPI S	Opponent	Score	RPI S	Opponent	Score	RPI S	Opponent	Score
4 H	Auburn	2 6	47 A	Arkansas St.	0 6	55 H	Alabama	3 7	146 H	Nicholls St.	6 3
15 A	Clemson	4 3	47 A	Arkansas St.	1 8	55 H	Alabama	5 10	149 A	New Orleans	5 7
15 A	Clemson	2 6	47 A	Arkansas St.	11 6	55 H	Alabama	1 6	149 H	New Orleans	22 7
15 A	Clemson	2 7				56 H	Texas St.	10 7	244 H	Sacred Heart	16 1
						56 H	Texas St.	1 0	244 H	Sacred Heart	11 2
						56 H	Texas St.	2 8	244 H	Sacred Heart	12 2
						59 A	UT Arlington	3 6	275 H	Tennessee Tech	8 1
						59 A	UT Arlington	7 9	275 H	Tennessee Tech	7 3
						59 A	UT Arlington	5 11	275 H	Tennessee Tech	10 2
						99 H	Southeastern La.	0 1			
<hr/>											
LAST 10 GAMES											
15 A	Clemson	4 3	99 H	Southeastern La.	0 1	47 A	Arkansas St.	1 8			
15 A	Clemson	2 7	47 A	Arkansas St.	11 6	47 A	Arkansas St.	0 6			
59 A	UT Arlington	7 9	47 A	Arkansas St.	5 7						
59 A	UT Arlington	3 6									

Non-Div. I Games:

South Alabama

Average RPI Win:		149	WON-LOST RECORD		WINNING PCT. RANK		LAST 10 GAMES		STRENGTH OF SCHEDULE		OPP. STRENGTH OF SCHEDULE		TEAM RPI		ADJ RPI		CONF. RPI		ADJ CONF. RPI	
DIV. I ONLY			14-13-0		.51852 136		8-2-0		87		84		99		.52902 99		11		11	
DIV. I NON-CONF.			8-10-0		.44444 172		3-1-0		52		45		93		.53179 93		12		12	
TOTALS		RPI 1-25		RPI 26-50		W-L RECORDS		RPI 51-100		RPI 101-150		RPI 150+								
14-13-0		1-3-0		0-1-0		OVERALL		1-3-0		5-4-0		7-2-0								
9-6-0		0-0-0		0-0-0		HOME		0-3-0		2-1-0		7-2-0								
5-7-0		1-3-0		0-1-0		AWAY		1-0-0		3-3-0		0-0-0								
0-0-0		0-0-0		0-0-0		NEUTRAL		0-0-0		0-0-0		0-0-0								
8-10-0		1-3-0		0-1-0		NON-CONFERENCE		1-3-0		3-3-0		3-0-0								
5-4-0		0-0-0		0-0-0		HOME		0-3-0		2-1-0		3-0-0								
3-6-0		1-3-0		0-0-		AWAY		1-0-0		1-2-0		0-0-0								
0-0-0		0-0-0		0-0-0		NEUTRAL		0-0-0		0-0-0		0-0-0								
6-3-0		0-0-0		0-0-0		CONFERENCE		0-0-0		2-1-0		4-2-0								
4-2-0		0-0-0		0-0-0		HOME		0-0-0		0-0-0		4-2-0								
2-1-0		0-0-0		0-0-0		AWAY		0-0-0		2-1-0		0-0-0								
0-0-0		0-0-0		0-0-0		NEUTRAL		0-0-0		0-0-0		0-0-0								
RPI	S	Opponent		Score		RPI	S	Opponent		Score		RPI	S	Opponent		Score				
10	A	LSU		5	6	28	A	Mississippi St.		0	12	60	H	Louisiana Tech		8	13			
20	A	Oklahoma St.		1	5							60	H	Louisiana Tech		11	15			
20	A	Oklahoma St.		5	3							60	H	Louisiana Tech		8	12			
20	A	Oklahoma St.		0	9							98	A	South Alabama		1	0			
														Stony Brook		7	2			
														Stony Brook		4	7			
														Stony Brook		8	0			
														Troy		2	5			
														Troy		3	8			
														Troy		19	4			
														SFA		11	3			
														SFA		2	4			
														SFA		5	1			
														La.-Monroe		7	1			
														La.-Monroe		10	3			
														Abilene Christian		12	9			
														Abilene Christian		8	3			
														Abilene Christian		14	1			
														Central Ark.		3	2			
														Central Ark.		2	3			
														Central Ark.		1	3			
														Alcorn		13	3			
LAST 10 GAMES																				
202 H Central Ark.						3	2	140 A SFA						5	1					
135 A Troy						19	4	98 A South Alabama						1	0					
135 A Troy						3	8	170 H Abilene Christian						8	3					
140 A SFA						2	4	170 H Abilene Christian						12	9					
140 A SFA						11	3	170 H Abilene Christian						14	1					

Non-Div. I Games:

Southeastern La.

Average RPI Win: 143		WON-LOST	WINNING	LAST 10	STRENGTH OF		OPP. STRENGTH	TEAM	ADJ	CONF.	ADJ CONF.
Average RPI Loss: 60		RECORD	PCT. RANK	GAMES	SCHEDULE		OF SCHEDULE	RPI	RPI	RPI	RPI
DIV. I ONLY		15-14-0	.51724	147	5-5-0		96	29	100	.52781	100
DIV. I NON-CONF.		10-7-0	.58824	107	1-1-0		114	112	98	.52804	98
TOTALS		RPI 1-25	RPI 26-50		W-L RECORDS		RPI 51-100		RPI 101-150		RPI 150+
15-14-0		0-4-0	0-2-0		OVERALL		7-7-0		0-0-0		8-1-0
11-6-0		0-1-0	0-0-0		HOME		4-4-0		0-0-0		7-1-0
3-8-0		0-3-0	0-2-0		AWAY		3-3-0		0-0-0		0-0-0
1-0-0		0-0-0	0-0-0		NEUTRAL		0-0-0		0-0-0		1-0-0
10-7-0		0-1-0	0-2-0		NON-CONFERENCE		2-3-0		0-0-0		8-1-0
8-3-0		0-1-0	0-0-0		HOME		1-1-0		0-0-0		7-1-0
1-4-0		0-0-0	0-0-0		AWAY		1-2-0		0-0-0		0-0-0
1-0-0		0-0-0	0-0-0		NEUTRAL		0-0-0		0-0-0		1-0-0
5-7-0		0-3-0	0-0-0		CONFERENCE		5-4-0		0-0-0		0-0-0
3-3-0		0-0-0	0-0-0		HOME		3-3-0		0-0-0		0-0-0
2-4-0		0-3-0	0-0-0		AWAY		2-1-0		0-0-0		0-0-0
0-0-0		0-0-0	0-0-0		NEUTRAL		0-0-0		0-0-0		0-0-0
RPI S	Opponent	Score	RPI S	Opponent	Score	RPI S	Opponent	Score	RPI S	Opponent	Score
16 H	Illinois	2 5	34 A	Coastal Caro.	8 14	57 H	Notre Dame	7 8	179 H	Furman	11 2
19 A	Louisville	7 10	34 A	Coastal Caro.	9 10	57 H	Notre Dame	7 4	179 H	Furman	5 1
19 A	Louisville	4 5				57 H	Notre Dame	4 7	179 N	Furman	13 7
19 A	Louisville	1 6				61 H	Boston College	22 9	182 H	Charlotte	14 6
						61 H	Boston College	13 3	192 H	Quinnipiac	15 5
						61 H	Boston College	3 5	192 H	Quinnipiac	6 8
						78 A	Liberty	3 9	196 H	Appalachian St.	5 4
						80 A	UNC Greensboro	5 9	244 H	Sacred Heart	14 1
						80 H	UNC Greensboro	2 1	278 H	Georgetown	5 3
						81 A	Elon	13 7			
						81 H	Elon	3 6			
						88 A	Duke	2 16			
						88 A	Duke	5 4			
						88 A	Duke	9 8			
LAST 10 GAMES						88 A	Duke	5 4			
						88 A	Duke	9 8			
						88 A	Duke	2 16			
						182 H	Charlotte	14 6			
						61 H	Boston College	13 3			

Non-Div. I Games:

Wake Forest

Average RPI Win:	154	WON-LOST RECORD	WINNING PCT. RANK	LAST 10 GAMES	STRENGTH OF SCHEDULE	OPP. STRENGTH OF SCHEDULE	TEAM RPI	ADJ RPI	CONF. RPI	ADJ CONF. RPI	
DIV. I ONLY	15-13-0	.53571	126	4-6-0	108	147	101	.52772	101	6	6
DIV. I NON-CONF.	12-7-0	.63158	80	1-2-0	146	200	95	.52955	95	8	8

TOTALS	RPI 1-25	RPI 26-50		W-L RECORDS		RPI 51-100		RPI 101-150		RPI 150+	
15-13-0	0-0-0	2-1-0		OVERALL		6-11-0		1-0-0		6-1-0	
10-4-0	0-0-0	2-1-0		HOME		3-2-0		0-0-0		5-1-0	
5-9-0	0-0-0	0-0-0		AWAY		3-9-0		1-0-0		1-0-0	
0-0-0	0-0-0	0-0-0		NEUTRAL		0-0-0		0-0-0		0-0-0	
12-7-0	0-0-0	0-0-0		NON-CONFERENCE		5-6-0		1-0-0		6-1-0	
8-3-0	0-0-0	0-0-0		HOME		3-2-0		0-0-0		5-1-0	
4-4-0	0-0-0	0-0-		AWAY		2-4-0		1-0-0		1-0-0	
0-0-0	0-0-0	0-0-0		NEUTRAL		0-0-0		0-0-0		0-0-0	
3-6-0	0-0-0	2-1-0		CONFERENCE		1-5-0		0-0-0		0-0-0	
2-1-0	0-0-0	2-1-0		HOME		0-0-0		0-0-0		0-0-0	
1-5-0	0-0-0	0-0-0		AWAY		1-5-0		0-0-0		0-0-0	
0-0-0	0-0-0	0-0-0		NEUTRAL		0-0-0		0-0-0		0-0-0	
RPI	S	Opponent	Score	RPI	S	Opponent	Score	RPI	S	Opponent	Score
				31	H	Pepperdine	3 7	67	A	Loyola Marymount	5 2
				31	H	Pepperdine	13 3	67	A	Loyola Marymount	5 6
				31	H	Pepperdine	3 2	67	A	Loyola Marymount	1 7
								84	H	Air Force	5 3
								84	H	Air Force	2 6
								86	A	Saint Mary's (CA)	3 5
								86	A	Saint Mary's (CA)	7 12
								86	A	Saint Mary's (CA)	0 1
								92	H	Fresno St.	2 17
								95	A	California Baptist	0 6
								95	A	California Baptist	3 10
								95	A	California Baptist	11 5
								95	A	California Baptist	2 3
								97	A	Sacramento St.	2 5
								97	A	Sacramento St.	6 2
								97	H	Sacramento St.	6 3
								97	H	Sacramento St.	11 3
				LAST 10 GAMES							
				86	A	Saint Mary's (CA)	0 1	84	H	Air Force	2 6
				238	H	Seattle U	9 6	84	H	Air Force	5 3
				31	H	Pepperdine	13 3	67	A	Loyola Marymount	5 2
				31	H	Pepperdine	3 2	67	A	Loyola Marymount	5 6
				31	H	Pepperdine	3 7	67	A	Loyola Marymount	1 7

Non-Div. I Games:

Pacific

Average RPI Win:	186	WON-LOST	WINNING	LAST 10	STRENGTH OF	OPP. STRENGTH	TEAM	ADJ	CONF.	ADJ CONF.	
Average RPI Loss:	95	RECORD	PCT. RANK	GAMES	SCHEDULE	OF SCHEDULE	RPI	RPI	RPI	RPI	
DIV. I ONLY	16-11-0	.59259	93	5-5-0	166	154	102	.52751	102	6	6
DIV. I NON-CONF.	10-8-0	.55556	123	0-2-0	164	147	123	.51466	123	8	8
<hr/>											
TOTALS	RPI 1-25	RPI 26-50		W-L RECORDS		RPI 51-100		RPI 101-150		RPI 150+	
16-11-0	0-1-0	0-0-0		OVERALL		3-5-0		3-4-0		10-1-0	
10-1-0	0-0-0	0-0-0		HOME		2-1-0		1-0-0		7-0-0	
5-8-0	0-1-0	0-0-0		AWAY		1-4-0		1-2-0		3-1-0	
1-2-0	0-0-0	0-0-0		NEUTRAL		0-0-0		1-2-0		0-0-0	
<hr/>											
10-8-0	0-1-0	0-0-0		NON-CONFERENCE		0-2-0		3-4-0		7-1-0	
8-0-0	0-0-0	0-0-0		HOME		0-0-0		1-0-0		7-0-0	
1-6-0	0-1-0	0-0-		AWAY		0-2-0		1-2-0		0-1-0	
1-2-0	0-0-0	0-0-0		NEUTRAL		0-0-0		1-2-0		0-0-0	
<hr/>											
6-3-0	0-0-0	0-0-0		CONFERENCE		3-3-0		0-0-0		3-0-0	
2-1-0	0-0-0	0-0-0		HOME		2-1-0		0-0-0		0-0-0	
4-2-0	0-0-0	0-0-0		AWAY		1-2-0		0-0-0		3-0-0	
0-0-0	0-0-0	0-0-0		NEUTRAL		0-0-0		0-0-0		0-0-0	
<hr/>											
RPI S	Opponent	Score	RPI S	Opponent	Score	RPI S	Opponent	Score	RPI S	Opponent	Score
11 A	Stanford	3 8				66 A	San Diego	3 10	113 A	San Diego St.	4 8
						66 A	San Diego	10 4	113 A	San Diego St.	9 8
						66 A	San Diego	4 6	113 A	San Diego St.	3 6
						68 A	California	7 10	133 H	San Jose St.	12 6
						77 H	Portland	2 20	137 N	Kansas St.	5 11
						77 H	Portland	2 1	137 N	Kansas St.	0 7
						77 H	Portland	5 4	137 N	Kansas St.	3 1
						92 A	Fresno St.	6 8	165 A	Nevada	3 7
									176 H	UC Riverside	4 3
									176 H	UC Riverside	8 2
									211 H	CSU Bakersfield	2 0
									211 H	CSU Bakersfield	12 1
									211 H	CSU Bakersfield	3 2
									259 H	Rider	5 0
									259 H	Rider	5 4
									290 A	Santa Clara	10 0
									290 A	Santa Clara	6 4
									290 A	Santa Clara	4 1
<hr/>											
			LAST 10 GAMES								
			290 A	Santa Clara	4 1	66 A	San Diego	10 4			
			290 A	Santa Clara	6 4	66 A	San Diego	3 10			
			290 A	Santa Clara	10 0	68 A	California	7 10			
			165 A	Nevada	3 7	77 H	Portland	5 4			
			66 A	San Diego	4 6	77 H	Portland	2 20			

Non-Div. I Games:

San Francisco

T
u
l
a
n
e

Through Games Of 04/01/2019											
Tulane		Average RPI Win:	198	WON-LOST	WINNING	LAST 10	STRENGTH OF	OPP. STRENGTH	TEAM	ADJ	CONF.
		Average RPI Loss:	85	RECORD	PCT. RANK	GAMES	SCHEDULE	OF SCHEDULE	RPI	RPI	RPI
DIV. I ONLY		19-9-0	.67857	47	7-3-0	161	152	103	.52535	103	5
DIV. I NON-CONF.		17-8-0	.68	64	5-2-0	141	156	102	.52493	102	5
TOTALS		RPI 1-25	RPI 26-50		W-L RECORDS		RPI 51-100		RPI 101-150		RPI 150+
19-9-0		0-3-0	1-2-0		OVERALL		0-0-0		3-1-0		15-3-0
14-6-0		0-3-0	1-2-0		HOME		0-0-0		2-0-0		11-1-0
3-2-0		0-0-0	0-0-0		AWAY		0-0-0		1-1-0		2-1-0
2-1-0		0-0-0	0-0-0		NEUTRAL		0-0-0		0-0-0		2-1-0
17-8-0		0-3-0	1-2-0		NON-CONFERENCE		0-0-0		3-1-0		13-2-0
14-6-0		0-3-0	1-2-0		HOME		0-0-0		2-0-0		11-1-0
1-1-0		0-0-0	0-0-		AWAY		0-0-0		1-1-0		0-0-0
2-1-0		0-0-0	0-0-0		NEUTRAL		0-0-0		0-0-0		2-1-0
2-1-0		0-0-0	0-0-0		CONFERENCE		0-0-0		0-0-0		2-1-0
0-0-0		0-0-0	0-0-0		HOME		0-0-0		0-0-0		0-0-0
2-1-0		0-0-0	0-0-0		AWAY		0-0-0		0-0-0		2-1-0
0-0-0		0-0-0	0-0-0		NEUTRAL		0-0-0		0-0-0		0-0-0
RPI S	Opponent	Score	RPI S	Opponent	Score	RPI S	Opponent	Score	RPI S	Opponent	Score
9 H	UC Santa Barbara	4 7	30 H	Ole Miss	4 6				122 H	McNeese	9 3
9 H	UC Santa Barbara	6 16	30 H	Ole Miss	3 6				124 A	Louisiana	6 7
9 H	UC Santa Barbara	7 8	30 H	Ole Miss	13 12				124 H	Louisiana	7 3
									146 A	Nicholls St.	7 4
									176 H	UC Riverside	10 0
									176 H	UC Riverside	1 10
									176 H	UC Riverside	10 1
									184 N	Army West Point	6 7
									194 A	Cincinnati	8 1
									194 A	Cincinnati	6 7
									194 A	Cincinnati	19 4
									203 H	Lamar University	22 10
									203 H	Lamar University	9 1
									212 N	Saint Joseph's	12 7
									222 H	Houston Baptist	3 2
									222 H	Houston Baptist	3 1
									222 H	Houston Baptist	6 2
									229 H	Texas Southern	13 1
									240 N	Dartmouth	5 1
									281 H	George Washington	3 2
									281 H	George Washington	16 6
									281 H	George Washington	7 6
			LAST 10 GAMES								
			194 A	Cincinnati	8 1	222 H	Houston Baptist	3 2			
			194 A	Cincinnati	19 4	222 H	Houston Baptist	6 2			
			194 A	Cincinnati	6 7	124 H	Louisiana	7 3			
			124 A	Louisiana	6 7	176 H	UC Riverside	10 0			
			222 H	Houston Baptist	3 1	176 H	UC Riverside	1 10			

T
u
l
a
n
e

Non-Div. I Games:

Tulane

Average RPI Win:	164	WON-LOST RECORD	WINNING PCT. RANK	LAST 10 GAMES	STRENGTH OF SCHEDULE	OPP. STRENGTH OF SCHEDULE	TEAM RPI	ADJ RPI	CONF. RPI	ADJ CONF. RPI		
DIV. I ONLY		12-13-0	.48	168	6-4-0	42	157	104	.52529	104	12	12
DIV. I NON-CONF.		9-13-0	.40909	194	3-4-0	33	144	119	.5182	119	11	11
<hr/>												
TOTALS	RPI 1-25	RPI 26-50		W-L RECORDS		RPI 51-100		RPI 101-150		RPI 150+		
12-13-0	0-0-0	0-6-0		OVERALL		3-7-0		0-0-0		9-0-0		
10-5-0	0-0-0	0-0-0		HOME		2-5-0		0-0-0		8-0-0		
2-8-0	0-0-0	0-6-0		AWAY		1-2-0		0-0-0		1-0-0		
0-0-0	0-0-0	0-0-0		NEUTRAL		0-0-0		0-0-0		0-0-0		
9-13-0	0-0-0	0-6-0		NON-CONFERENCE		3-7-0		0-0-0		6-0-0		
7-5-0	0-0-0	0-0-0		HOME		2-5-0		0-0-0		5-0-0		
2-8-0	0-0-0	0-0-		AWAY		1-2-0		0-0-0		1-0-0		
0-0-0	0-0-0	0-0-0		NEUTRAL		0-0-0		0-0-0		0-0-0		
3-0-0	0-0-0	0-0-0		CONFERENCE		0-0-0		0-0-0		3-0-0		
3-0-0	0-0-0	0-0-0		HOME		0-0-0		0-0-0		3-0-0		
0-0-0	0-0-0	0-0-0		AWAY		0-0-0		0-0-0		0-0-0		
0-0-0	0-0-0	0-0-0		NEUTRAL		0-0-0		0-0-0		0-0-0		
RPI	S	Opponent	Score	RPI	S	Opponent	Score	RPI	S	Opponent	Score	
26	A	Oklahoma	1 4	65	A	Baylor	3 1	174	H	Columbia	13 6	
26	A	Oklahoma	3 9	65	A	Baylor	3 14	174	H	Columbia	5 4	
26	A	Oklahoma	2 5	65	A	Baylor	0 3	174	H	Columbia	2 1	
45	A	Washington	3 9	68	H	California	3 5	174	H	Columbia	3 2	
45	A	Washington	7 11	68	H	California	4 5	206	H	CSUN	4 2	
45	A	Washington	0 5	68	H	California	2 10	206	H	CSUN	2 1	
				86	H	Saint Mary's (CA)	6 2	206	H	CSUN	3 1	
				86	H	Saint Mary's (CA)	2 8	211	A	CSU Bakersfield	7 1	
				86	H	Saint Mary's (CA)	1 7	211	H	CSU Bakersfield	2 0	
				86	H	Saint Mary's (CA)	8 3					
<hr/>												
LAST 10 GAMES												
86	H	Saint Mary's (CA)	1 7	86	H	Saint Mary's (CA)	2 8					
174	H	Columbia	13 6	86	H	Saint Mary's (CA)	6 2					
206	H	CSUN	4 2	86	H	Saint Mary's (CA)	8 3					
206	H	CSUN	3 1	65	A	Baylor	3 14					
206	H	CSUN	2 1	65	A	Baylor	3 1					

Non-Div. I Games:

Cal Poly

Average RPI Win: 194		WON-LOST RECORD		WINNING PCT. RANK		LAST 10 GAMES		STRENGTH OF SCHEDULE		OPP. STRENGTH OF SCHEDULE		TEAM RPI		ADJ RPI		CONF. RPI		ADJ CONF. RPI					
DIV. I ONLY		17-9-0		.65385		58		9-1-0		218		164		105		.52501		105		24		24	
DIV. I NON-CONF.		13-9-0		.59091		102		5-1-0		194		168		121		.51553		121		23		23	
TOTALS		RPI 1-25		RPI 26-50		W-L RECORDS		RPI 51-100		RPI 101-150		RPI 150+											
17-9-0		0-1-0		0-1-0		OVERALL		3-2-0		2-2-0		12-3-0											
6-0-0		0-0-0		0-0-0		HOME		0-0-0		2-0-0		4-0-0											
4-6-0		0-0-0		0-1-0		AWAY		1-2-0		0-1-0		3-2-0											
7-3-0		0-1-0		0-0-0		NEUTRAL		2-0-0		0-1-0		5-1-0											
13-9-0		0-1-0		0-1-0		NON-CONFERENCE		3-2-0		1-2-0		9-3-0											
5-0-0		0-0-0		0-0-0		HOME		0-0-0		1-0-0		4-0-0											
1-6-0		0-0-0		0-0-		AWAY		1-2-0		0-1-0		0-2-0											
7-3-0		0-1-0		0-0-0		NEUTRAL		2-0-0		0-1-0		5-1-0											
4-0-0		0-0-0		0-0-0		CONFERENCE		0-0-0		1-0-0		3-0-0											
1-0-0		0-0-0		0-0-0		HOME		0-0-0		1-0-0		0-0-0											
3-0-0		0-0-0		0-0-0		AWAY		0-0-0		0-0-0		3-0-0											
0-0-0		0-0-0		0-0-0		NEUTRAL		0-0-0		0-0-0		0-0-0											
RPI	S	Opponent		Score		RPI	S	Opponent		Score		RPI	S	Opponent		Score							
11	N	Stanford		1	2	38	A	UCF		8	9	55	A	Alabama		1	7						
												55	A	Alabama		8	5						
												55	A	Alabama		0	6						
												57	N	Notre Dame		6	2						
												57	N	Notre Dame		2	0						
												115	H	Kent St.		9	8						
												121	A	Grand Canyon		2	12						
												125	N	Kansas		1	6						
												136	H	Purdue		6	0						
												155	A	Dayton		4	5						
												155	H	Dayton		11	6						
												211	N	CSU Bakersfield		10	6						
												211	N	CSU Bakersfield		6	7						
												212	N	Saint Joseph's		7	5						
												226	H	Valparaiso		14	8						
												232	A	Western Mich.		8	5						
												232	A	Western Mich.		20	15						
												232	A	Western Mich.		10	3						
												261	A	Charleston So.		4	12						
												261	N	Charleston So.		3	1						
												272	H	Purdue Fort Wayne		12	11						
												272	H	Purdue Fort Wayne		11	6						
												278	N	Georgetown		6	4						
												294	N	Mt. St. Mary's		12	9						
LAST 10 GAMES																							
						155	H	Dayton		11	6	232	A	Western Mich.		8	5						
						115	H	Kent St.		9	8	272	H	Purdue Fort Wayne		12	11						
						226	H	Valparaiso		14	8	136	H	Purdue		6	0						
						232	A	Western Mich.		20	15	155	A	Dayton		4	5						
						232	A	Western Mich.		10	3	272	H	Purdue Fort Wayne		11	6						

Non-Div. I Games: Ind.-Kokomo 12 5

Ball St.

Average RPI Win: 157		WON-LOST RECORD		WINNING PCT. RANK		LAST 10 GAMES		STRENGTH OF SCHEDULE		OPP. STRENGTH OF SCHEDULE		TEAM RPI		ADJ RPI		CONF. RPI		ADJ CONF. RPI	
DIV. I ONLY		18-10-0		.64286 63		6-4-0		182		74		106		.52464 106		22		22	
DIV. I NON-CONF.		14-8-0		.63636 79		2-2-0		171		24		97		.52833 97		21		21	
TOTALS		RPI 1-25		RPI 26-50		W-L RECORDS		RPI 51-100		RPI 101-150		RPI 150+							
18-10-0		1-3-0		0-0-0		OVERALL		4-4-0		5-2-0		8-1-0							
15-4-0		1-2-0		0-0-0		HOME		2-1-0		4-0-0		8-1-0							
3-6-0		0-1-0		0-0-0		AWAY		2-3-0		1-2-0		0-0-0							
0-0-0		0-0-0		0-0-0		NEUTRAL		0-0-0		0-0-0		0-0-0							
14-8-0		1-3-0		0-0-0		NON-CONFERENCE		3-2-0		5-2-0		5-1-0							
12-4-0		1-2-0		0-0-0		HOME		2-1-0		4-0-0		5-1-0							
2-4-0		0-1-0		0-0-		AWAY		1-1-0		1-2-0		0-0-0							
0-0-0		0-0-0		0-0-0		NEUTRAL		0-0-0		0-0-0		0-0-0							
4-2-0		0-0-0		0-0-0		CONFERENCE		1-2-0		0-0-0		3-0-0							
3-0-0		0-0-0		0-0-0		HOME		0-0-0		0-0-0		3-0-0							
1-2-0		0-0-0		0-0-0		AWAY		1-2-0		0-0-0		0-0-0							
0-0-0		0-0-0		0-0-0		NEUTRAL		0-0-0		0-0-0		0-0-0							
RPI	S	Opponent		Score		RPI	S	Opponent		Score		RPI	S	Opponent		Score			
17	A	Texas		3	4			77	H	Portland		4	6	111	H	Rhode Island		9	5
20	H	Oklahoma St.		1	3			77	H	Portland		2	1	111	H	Rhode Island		7	6
20	H	Oklahoma St.		3	10			79	A	A&M-Corpus Christi		6	2	111	H	Rhode Island		15	3
20	H	Oklahoma St.		5	2			79	H	A&M-Corpus Christi		9	4	111	H	Rhode Island		8	1
								85	A	TCU		2	6	137	A	Kansas St.		1	3
								97	A	Sacramento St.		4	5	137	A	Kansas St.		6	5
								97	A	Sacramento St.		1	7	137	A	Kansas St.		1	7
								97	A	Sacramento St.		5	3	161	H	Massachusetts		4	1
														161	H	Massachusetts		11	14
														161	H	Massachusetts		12	6
														222	H	Houston Baptist		6	0
														234	H	North Dakota St.		6	4
														234	H	North Dakota St.		8	3
														292	H	Northern Colo.		3	2
														292	H	Northern Colo.		11	1
														292	H	Northern Colo.		10	0
				LAST 10 GAMES															
				292	H	Northern Colo.		10	0	97	A	Sacramento St.		5	3				
				292	H	Northern Colo.		11	1	97	A	Sacramento St.		1	7				
				111	H	Rhode Island		9	5	97	A	Sacramento St.		4	5				
				292	H	Northern Colo.		3	2	79	A	A&M-Corpus Christi		6	2				
				85	A	TCU		2	6	137	A	Kansas St.		6	5				

Non-Div. I Games:

UTRGV

Average RPI Win: 206		WON-LOST	WINNING	LAST 10	STRENGTH OF		OPP. STRENGTH	TEAM	ADJ	CONF.	ADJ CONF.
Average RPI Loss: 139		RECORD	PCT. RANK	GAMES	SCHEDULE		OF SCHEDULE	RPI	RPI	RPI	RPI
DIV. I ONLY		18-10-0	.64286	63	5-5-0		206	182	107	.52463	107
DIV. I NON-CONF.		13-6-0	.68421	60	3-3-0		207	162	90	.53231	90
TOTALS		RPI 1-25	RPI 26-50		W-L RECORDS		RPI 51-100		RPI 101-150		RPI 150+
18-10-0		1-2-0	0-0-0		OVERALL		0-1-0		1-2-0		16-5-0
12-1-0		1-1-0	0-0-0		HOME		0-0-0		0-0-0		11-0-0
6-9-0		0-1-0	0-0-0		AWAY		0-1-0		1-2-0		5-5-0
0-0-0		0-0-0	0-0-0		NEUTRAL		0-0-0		0-0-0		0-0-0
13-6-0		1-2-0	0-0-0		NON-CONFERENCE		0-1-0		1-2-0		11-1-0
9-1-0		1-1-0	0-0-0		HOME		0-0-0		0-0-0		8-0-0
4-5-0		0-1-0	0-0-		AWAY		0-1-0		1-2-0		3-1-0
0-0-0		0-0-0	0-0-0		NEUTRAL		0-0-0		0-0-0		0-0-0
5-4-0		0-0-0	0-0-0		CONFERENCE		0-0-0		0-0-0		5-4-0
3-0-0		0-0-0	0-0-0		HOME		0-0-0		0-0-0		3-0-0
2-4-0		0-0-0	0-0-0		AWAY		0-0-0		0-0-0		2-4-0
0-0-0		0-0-0	0-0-0		NEUTRAL		0-0-0		0-0-0		0-0-0
RPI S	Opponent	Score	RPI S	Opponent	Score	RPI S	Opponent	Score	RPI S	Opponent	Score
19 A	Louisville	9 10				64 A	Kentucky	0 7	127 A	Southern Ill.	7 0
21 H	West Virginia	9 6							127 A	Southern Ill.	8 9
21 H	West Virginia	3 9							127 A	Southern Ill.	4 5
									158 H	NJIT	21 5
									158 H	NJIT	11 7
									179 A	Furman	11 16
									179 A	Furman	6 5
									179 A	Furman	6 3
									182 A	Charlotte	5 3
									208 A	UT Martin	6 2
									208 A	UT Martin	0 2
									208 A	UT Martin	4 5
									215 H	Eastern Ky.	7 2
									215 H	Eastern Ky.	7 5
									215 H	Eastern Ky.	15 4
									216 A	Belmont	0 2
									216 A	Belmont	4 3
									216 A	Belmont	3 4
									250 H	Alabama St.	9 2
									250 H	Alabama St.	7 4
									283 H	Oakland	13 12
									283 H	Oakland	11 0
									283 H	Oakland	4 3
									283 H	Oakland	16 3
			LAST 10 GAMES								
208 A	UT Martin	0 2	283 H	Oakland	11 0	208 A	UT Martin	6 2	283 H	Oakland	16 3
208 A	UT Martin	6 2	283 H	Oakland	16 3	208 A	UT Martin	4 5	283 H	Oakland	16 3
216 A	Belmont	4 3	208 A	UT Martin	4 5	216 A	Belmont	0 2	208 A	UT Martin	4 5
216 A	Belmont	0 2	64 A	Kentucky	0 7	216 A	Belmont	4 3	64 A	Kentucky	0 7
182 A	Charlotte	5 3									

Non-Div. I Games:

Morehead St.

Average RPI Win: 193		WON-LOST RECORD	WINNING PCT. RANK		LAST 10 GAMES	STRENGTH OF SCHEDULE	OPP. STRENGTH OF SCHEDULE	TEAM RPI	ADJ RPI	CONF. RPI	ADJ CONF. RPI											
Average RPI Loss: 64																						
DIV. I ONLY		16-12-0	.57143	102	7-3-0	110	105	108	.52406	108	4	4										
DIV. I NON-CONF.		10-6-0	.625	87	3-0-0	198	202	164	.48797	164	4	4										
<hr/>																						
TOTALS		RPI 1-25		RPI 26-50		W-L RECORDS		RPI 51-100		RPI 101-150		RPI 150+										
16-12-0		2-3-0		1-3-0		OVERALL		1-5-0		0-0-0		12-1-0										
14-4-0		1-0-0		0-1-0		HOME		1-2-0		0-0-0		12-1-0										
2-5-0		1-2-0		1-2-0		AWAY		0-1-0		0-0-0		0-0-0										
0-3-0		0-1-0		0-0-0		NEUTRAL		0-2-0		0-0-0		0-0-0										
10-6-0		1-1-0		0-1-0		NON-CONFERENCE		0-3-0		0-0-0		9-1-0										
10-2-0		1-0-0		0-1-0		HOME		0-0-0		0-0-0		9-1-0										
0-1-0		0-0-0		0-0-		AWAY		0-1-0		0-0-0		0-0-0										
0-3-0		0-1-0		0-0-0		NEUTRAL		0-2-0		0-0-0		0-0-0										
6-6-0		1-2-0		1-2-0		CONFERENCE		1-2-0		0-0-0		3-0-0										
4-2-0		0-0-0		0-0-0		HOME		1-2-0		0-0-0		3-0-0										
2-4-0		1-2-0		1-2-0		AWAY		0-0-0		0-0-0		0-0-0										
0-0-0		0-0-0		0-0-0		NEUTRAL		0-0-0		0-0-0		0-0-0										
RPI	S	Opponent	Score		RPI	S	Opponent	Score		RPI	S	Opponent	Score									
3	N	Vanderbilt	9	15	29	A	Georgia Tech	9	8	72	N	Cal St. Fullerton	5	6	188	H	Richmond	5	1			
12	A	NC State	4	3	29	A	Georgia Tech	5	6	78	A	Liberty	5	14	219	H	Pittsburgh	5	2			
12	A	NC State	7	8	29	A	Georgia Tech	3	7	85	N	TCU	4	9	219	H	Pittsburgh	7	5			
12	A	NC State	0	3	49	H	William & Mary	3	9	88	H	Duke	6	8	219	H	Pittsburgh	13	3			
13	H	UConn	6	3						88	H	Duke	1	2	221	H	Seton Hall	0	3			
										88	H	Duke	11	3	221	H	Seton Hall	4	0			
															223	H	Wagner	14	0			
															223	H	Wagner	18	9			
															273	H	VMI	9	0			
															287	H	Villanova	7	3			
															287	H	Villanova	7	2			
															287	H	Villanova	10	2			
															293	H	Longwood	13	4			
<hr/>																						
LAST 10 GAMES																						
223	H	Wagner	14	0	12	A	NC State	4	3													
287	H	Villanova	7	2	188	H	Richmond	5	1													
273	H	VMI	9	0	293	H	Longwood	13	4													
12	A	NC State	7	8	219	H	Pittsburgh	5	2													
12	A	NC State	0	3	219	H	Pittsburgh	7	5													

Non-Div. I Games:

Virginia

Average RPI Win:	141	WON-LOST	WINNING	LAST 10	STRENGTH OF	OPP. STRENGTH	TEAM	ADJ	CONF.	ADJ CONF.		
Average RPI Loss:	68	RECORD	PCT. RANK	GAMES	SCHEDULE	OF SCHEDULE	RPI	RPI	RPI	RPI		
DIV. I ONLY		13-14-0	.48148	163	3-7-0	65	45	109	.5229	109	2	2
DIV. I NON-CONF.		11-7-0	.61111	93	1-1-0	176	54	122	.51542	122	2	2
<hr/>												
TOTALS	RPI 1-25	RPI 26-50		W-L RECORDS		RPI 51-100		RPI 101-150		RPI 150+		
13-14-0	0-6-0	0-0-0		OVERALL		1-2-0		8-5-0		4-1-0		
11-5-0	0-0-0	0-0-0		HOME		0-0-0		7-4-0		4-1-0		
2-9-0	0-6-0	0-0-0		AWAY		1-2-0		1-1-0		0-0-0		
0-0-0	0-0-0	0-0-0		NEUTRAL		0-0-0		0-0-0		0-0-0		
11-7-0	0-0-0	0-0-0		NON-CONFERENCE		1-2-0		6-4-0		4-1-0		
9-4-0	0-0-0	0-0-0		HOME		0-0-0		5-3-0		4-1-0		
2-3-0	0-0-0	0-0-		AWAY		1-2-0		1-1-0		0-0-0		
0-0-0	0-0-0	0-0-0		NEUTRAL		0-0-0		0-0-0		0-0-0		
2-7-0	0-6-0	0-0-0		CONFERENCE		0-0-0		2-1-0		0-0-0		
2-1-0	0-0-0	0-0-0		HOME		0-0-0		2-1-0		0-0-0		
0-6-0	0-6-0	0-0-0		AWAY		0-0-0		0-0-0		0-0-0		
0-0-0	0-0-0	0-0-0		NEUTRAL		0-0-0		0-0-0		0-0-0		
RPI	S	Opponent	Score	RPI	S	Opponent	Score	RPI	S	Opponent	Score	
2	A	UCLA	5 10					75	A	Houston	1 2	
2	A	UCLA	10 12					75	A	Houston	9 4	
2	A	UCLA	1 3					75	A	Houston	7 9	
8	A	Arizona St.	2 8							113	A San Diego St.	4 6
8	A	Arizona St.	3 8							116	H Col. of Charleston	6 10
8	A	Arizona St.	16 17							116	H Col. of Charleston	7 5
										116	H Col. of Charleston	7 5
										117	A Rice	16 5
										118	H Milwaukee	12 11
										118	H Milwaukee	14 6
										118	H Milwaukee	4 10
										126	H Utah	10 21
										126	H Utah	8 0
										126	H Utah	18 7
										128	H New Mexico St.	14 10
										129	H New Mexico	4 5
										167	H Michigan St.	5 9
										199	H UMass Lowell	20 5
										199	H UMass Lowell	19 4
										199	H UMass Lowell	18 4
										199	H UMass Lowell	12 4
LAST 10 GAMES												
199	H	UMass Lowell	19 4	2	A	UCLA	1 3					
8	A	Arizona St.	16 17	2	A	UCLA	10 12					
8	A	Arizona St.	3 8	2	A	UCLA	5 10					
8	A	Arizona St.	2 8	128	H	New Mexico St.	14 10					
113	A	San Diego St.	4 6	126	H	Utah	18 7					

Non-Div. I Games:

Arizona

Average RPI Win: 143		WON-LOST	WINNING	LAST 10	STRENGTH OF		OPP. STRENGTH	TEAM	ADJ	CONF.	ADJ CONF.
Average RPI Loss: 82		RECORD	PCT. RANK	GAMES	SCHEDULE		OF SCHEDULE	RPI	RPI	RPI	RPI
DIV. I ONLY		12-12-0	.5	151	3-7-0		59	150	110	.52231	110
DIV. I NON-CONF.		10-8-0	.55556	123	1-3-0		159	116	153	.49619	153
TOTALS		RPI 1-25	RPI 26-50		W-L RECORDS		RPI 51-100		RPI 101-150		RPI 150+
12-12-0	0-1-0	2-2-0		OVERALL		4-7-0		0-2-0		6-0-0	
7-5-0	0-0-0	2-2-0		HOME		2-2-0		0-1-0		3-0-0	
3-5-0	0-1-0	0-0-0		AWAY		2-4-0		0-0-0		1-0-0	
2-2-0	0-0-0	0-0-0		NEUTRAL		0-1-0		0-1-0		2-0-0	
10-8-0	0-1-0	2-2-0		NON-CONFERENCE		2-3-0		0-2-0		6-0-0	
7-5-0	0-0-0	2-2-0		HOME		2-2-0		0-1-0		3-0-0	
1-1-0	0-1-0	0-0-		AWAY		0-0-0		0-0-0		1-0-0	
2-2-0	0-0-0	0-0-0		NEUTRAL		0-1-0		0-1-0		2-0-0	
2-4-0	0-0-0	0-0-0		CONFERENCE		2-4-0		0-0-0		0-0-0	
0-0-0	0-0-0	0-0-0		HOME		0-0-0		0-0-0		0-0-0	
2-4-0	0-0-0	0-0-0		AWAY		2-4-0		0-0-0		0-0-0	
0-0-0	0-0-0	0-0-0		NEUTRAL		0-0-0		0-0-0		0-0-0	
RPI S	Opponent	Score		RPI S	Opponent	Score		RPI S	Opponent	Score	
23 A	East Carolina	6	12	36 H	Indiana St.	4	8	57 H	Notre Dame	16	9
				36 H	Indiana St.	10	9	80 A	UNC Greensboro	5	7
				50 H	St. John's (NY)	2	5	80 A	UNC Greensboro	2	1
				50 H	St. John's (NY)	13	4	80 A	UNC Greensboro	24	4
								81 H	Elon	5	2
								81 H	Elon	11	12
								81 H	Elon	2	6
								89 A	ETSU	3	10
								89 A	ETSU	4	5
								89 A	ETSU	9	10
								90 N	Wright St.	3	5
LAST 10 GAMES											
				167 N	Michigan St.	6	4	80 A	UNC Greensboro	5	7
				283 H	Oakland	9	8	89 A	ETSU	3	10
				283 H	Oakland	12	2	89 A	ETSU	4	5
				80 A	UNC Greensboro	2	1	89 A	ETSU	9	10
				80 A	UNC Greensboro	24	4	144 H	Gardner-Webb	4	5

Non-Div. I Games:

Western Caro.

Average RPI Win:	164	WON-LOST	WINNING	LAST 10	STRENGTH OF	OPP. STRENGTH	TEAM	ADJ	CONF.	ADJ CONF.	
Average RPI Loss:	124	RECORD	PCT. RANK	GAMES	SCHEDULE	OF SCHEDULE	RPI	RPI	RPI	RPI	
DIV. I ONLY	10-13-0	.43478	184	6-4-0	84	195	111	.52217	111	23	23
DIV. I NON-CONF.	6-11-0	.35294	209	2-2-0	113	48	127	.5126	127	25	25
<hr/>											
TOTALS	RPI 1-25	RPI 26-50		W-L RECORDS		RPI 51-100		RPI 101-150		RPI 150+	
10-13-0	0-0-0	1-2-0		OVERALL		2-2-0		1-6-0		6-3-0	
2-2-0	0-0-0	0-0-0		HOME		0-0-0		0-0-0		2-2-0	
7-9-0	0-0-0	0-0-0		AWAY		2-2-0		1-6-0		4-1-0	
1-2-0	0-0-0	1-2-0		NEUTRAL		0-0-0		0-0-0		0-0-0	
6-11-0	0-0-0	1-2-0		NON-CONFERENCE		2-2-0		1-6-0		2-1-0	
0-1-0	0-0-0	0-0-0		HOME		0-0-0		0-0-0		0-1-0	
5-8-0	0-0-0	0-0-		AWAY		2-2-0		1-6-0		2-0-0	
1-2-0	0-0-0	1-2-0		NEUTRAL		0-0-0		0-0-0		0-0-0	
4-2-0	0-0-0	0-0-0		CONFERENCE		0-0-0		0-0-0		4-2-0	
2-1-0	0-0-0	0-0-0		HOME		0-0-0		0-0-0		2-1-0	
2-1-0	0-0-0	0-0-0		AWAY		0-0-0		0-0-0		2-1-0	
0-0-0	0-0-0	0-0-0		NEUTRAL		0-0-0		0-0-0		0-0-0	
RPI	S	Opponent	Score	RPI	S	Opponent	Score	RPI	S	Opponent	Score
27	N	Missouri	8 6	76	A	Wichita St.	7 8	106	A	UTRGV	3 15
27	N	Missouri	0 7	76	A	Wichita St.	1 5	106	A	UTRGV	6 7
27	N	Missouri	4 12	76	A	Wichita St.	13 8	106	A	UTRGV	5 9
				76	A	Wichita St.	6 1	106	A	UTRGV	1 8
								117	A	Rice	3 15
								117	A	Rice	6 7
								117	A	Rice	2 1
								154	A	Northeastern	8 0
								192	A	Quinnipiac	5 4
								220	H	Fordham	5 3
								220	H	Fordham	9 8
								220	H	Fordham	0 2
								244	H	Sacred Heart	5 6
								281	A	George Washington	19 1
								281	A	George Washington	6 1
								281	A	George Washington	3 4
<hr/>											
LAST 10 GAMES											
220	H	Fordham	5 3	154	A	Northeastern	8 0				
76	A	Wichita St.	6 1	192	A	Quinnipiac	5 4				
106	A	UTRGV	5 9	281	A	George Washington	6 1				
220	H	Fordham	9 8	281	A	George Washington	3 4				
220	H	Fordham	0 2	281	A	George Washington	19 1				

Non-Div. I Games:

Rhode Island

Average RPI Win: 116		WON-LOST	WINNING	LAST 10	STRENGTH OF		OPP. STRENGTH	TEAM	ADJ	CONF.	ADJ CONF.
Average RPI Loss: 69		RECORD	PCT. RANK	GAMES	SCHEDULE		OF SCHEDULE	RPI	RPI	RPI	RPI
DIV. I ONLY		9-13-0	.40909	204	6-4-0		77	31	112	.52152	112
DIV. I NON-CONF.		8-11-0	.42105	186	4-3-0		43	26	72	.54957	72
TOTALS		RPI 1-25	RPI 26-50		W-L RECORDS		RPI 51-100		RPI 101-150		RPI 150+
9-13-0	0-0-0	2-7-0		OVERALL		2-2-0		4-4-0		1-0-0	
4-2-0	0-0-0	0-0-0		HOME		0-0-0		4-2-0		0-0-0	
3-9-0	0-0-0	1-5-0		AWAY		1-2-0		0-2-0		1-0-0	
2-2-0	0-0-0	1-2-0		NEUTRAL		1-0-0		0-0-0		0-0-0	
8-11-0	0-0-0	2-7-0		NON-CONFERENCE		2-2-0		3-2-0		1-0-0	
3-0-0	0-0-0	0-0-0		HOME		0-0-0		3-0-0		0-0-0	
3-9-0	0-0-0	1-0-		AWAY		1-2-0		0-2-0		1-0-0	
2-2-0	0-0-0	1-2-0		NEUTRAL		1-0-0		0-0-0		0-0-0	
1-2-0	0-0-0	0-0-0		CONFERENCE		0-0-0		1-2-0		0-0-0	
1-2-0	0-0-0	0-0-0		HOME		0-0-0		1-2-0		0-0-0	
0-0-0	0-0-0	0-0-0		AWAY		0-0-0		0-0-0		0-0-0	
0-0-0	0-0-0	0-0-0		NEUTRAL		0-0-0		0-0-0		0-0-0	
RPI S	Opponent	Score	RPI S	Opponent	Score	RPI S	Opponent	Score	RPI S	Opponent	Score
			27 A	Missouri	11 16	68 N	California	9 5	115 A	Kent St.	1 12
			27 A	Missouri	2 3	88 A	Duke	8 23	115 A	Kent St.	5 11
			27 A	Missouri	4 9	88 A	Duke	5 3	133 H	San Jose St.	1 0
			29 A	Georgia Tech	1 12	88 A	Duke	4 5	133 H	San Jose St.	6 5
			29 A	Georgia Tech	2 9				133 H	San Jose St.	6 0
			29 A	Georgia Tech	5 1				136 H	Purdue	2 1
			40 N	BYU	3 2				136 H	Purdue	2 5
			40 N	BYU	3 4				136 H	Purdue	7 9
			40 N	BYU	2 11				280 A	Chicago St.	13 1
LAST 10 GAMES											
			115 A	Kent St.	5 11	133 H	San Jose St.	1 0			
			40 N	BYU	2 11	280 A	Chicago St.	13 1			
			115 A	Kent St.	1 12	136 H	Purdue	7 9			
			133 H	San Jose St.	6 0	136 H	Purdue	2 1			
			133 H	San Jose St.	6 5	136 H	Purdue	2 5			

Non-Div. I Games: MacMurray 9 0

Northwestern

Average RPI Win:		149	WON-LOST	WINNING	LAST 10	STRENGTH OF		OPP. STRENGTH	TEAM	ADJ	CONF.	ADJ CONF.
Average RPI Loss:		78	RECORD	PCT. RANK	GAMES	SCHEDULE		OF SCHEDULE	RPI	RPI	RPI	RPI
DIV. I ONLY		15-12-0		.55556	116	5-5-0		78	103	113	.5212	113
DIV. I NON-CONF.		10-7-0		.58824	107	2-2-0		85	67	109	.52202	109
TOTALS		RPI 1-25		RPI 26-50		W-L RECORDS		RPI 51-100		RPI 101-150		RPI 150+
15-12-0		0-2-0		0-1-0		OVERALL		2-6-0		7-2-0		6-1-0
12-9-0		0-2-0		0-1-0		HOME		2-4-0		5-1-0		5-1-0
3-3-0		0-0-0		0-0-0		AWAY		0-2-0		2-1-0		1-0-0
0-0-0		0-0-0		0-0-0		NEUTRAL		0-0-0		0-0-0		0-0-0
10-7-0		0-2-0		0-1-0		NON-CONFERENCE		1-3-0		5-1-0		4-0-0
9-6-0		0-2-0		0-1-0		HOME		1-2-0		5-1-0		3-0-0
1-1-0		0-0-0		0-0-0		AWAY		0-1-0		0-0-0		1-0-0
0-0-0		0-0-0		0-0-0		NEUTRAL		0-0-0		0-0-0		0-0-0
5-5-0		0-0-0		0-0-0		CONFERENCE		1-3-0		2-1-0		2-1-0
3-3-0		0-0-0		0-0-0		HOME		1-2-0		0-0-0		2-1-0
2-2-0		0-0-0		0-0-0		AWAY		0-1-0		2-1-0		0-0-0
0-0-0		0-0-0		0-0-0		NEUTRAL		0-0-0		0-0-0		0-0-0
RPI S	Opponent	Score	RPI S	Opponent	Score	RPI S	Opponent	Score	RPI S	Opponent	Score	
6 H	Texas Tech	9 12	26 H	Oklahoma	0 1	53 H	UC Irvine	9 3	102 H	San Francisco	8 4	
6 H	Texas Tech	1 5				66 H	San Diego	2 4	102 H	San Francisco	8 9	
						67 A	Loyola Marymount	1 5	102 H	San Francisco	6 3	
						84 A	Air Force	5 9	109 H	Arizona	6 4	
						92 H	Fresno St.	11 6	126 H	Utah	3 2	
						92 H	Fresno St.	4 5	129 A	New Mexico	4 13	
						92 H	Fresno St.	0 2	129 A	New Mexico	19 3	
						95 H	California Baptist	2 5	129 A	New Mexico	4 2	
									137 H	Kansas St.	10 7	
									165 H	Nevada	5 6	
									165 H	Nevada	8 5	
									165 H	Nevada	3 1	
									206 A	CSUN	11 5	
									238 H	Seattle U	6 5	
									238 H	Seattle U	12 8	
									238 H	Seattle U	11 5	
LAST 10 GAMES												
						92 H	Fresno St.	11 6	129 A	New Mexico	4 13	
						92 H	Fresno St.	0 2	129 A	New Mexico	19 3	
						92 H	Fresno St.	4 5	129 A	New Mexico	4 2	
						95 H	California Baptist	2 5	67 A	Loyola Marymount	1 5	
						109 H	Arizona	6 4	238 H	Seattle U	11 5	

Non-Div. I Games:

San Diego St.

Average RPI Win: 152		WON-LOST	WINNING	LAST 10	STRENGTH OF		OPP. STRENGTH	TEAM	ADJ	CONF.	ADJ CONF.
Average RPI Loss: 125		RECORD	PCT. RANK	GAMES	SCHEDULE		OF SCHEDULE	RPI	RPI	RPI	RPI
DIV. I ONLY		16-14-0	.53333	129	5-5-0		49	214	114	.52072	114
DIV. I NON-CONF.		14-10-0	.58333	112	3-1-0		121	166	128	.51212	128
TOTALS		RPI 1-25	RPI 26-50		W-L RECORDS		RPI 51-100		RPI 101-150		RPI 150+
16-14-0	0-1-0	3-2-0		OVERALL		2-4-0		1-0-0		10-7-0	
13-7-0	0-0-0	2-1-0		HOME		2-0-0		1-0-0		8-6-0	
2-5-0	0-0-0	1-1-0		AWAY		0-4-0		0-0-0		1-0-0	
1-2-0	0-1-0	0-0-0		NEUTRAL		0-0-0		0-0-0		1-1-0	
14-10-0	0-1-0	3-2-0		NON-CONFERENCE		2-1-0		1-0-0		8-6-0	
11-6-0	0-0-0	2-1-0		HOME		2-0-0		1-0-0		6-5-0	
2-2-0	0-0-0	1-0-		AWAY		0-1-0		0-0-0		1-0-0	
1-2-0	0-1-0	0-0-0		NEUTRAL		0-0-0		0-0-0		1-1-0	
2-4-0	0-0-0	0-0-0		CONFERENCE		0-3-0		0-0-0		2-1-0	
2-1-0	0-0-0	0-0-0		HOME		0-0-0		0-0-0		2-1-0	
0-3-0	0-0-0	0-0-0		AWAY		0-3-0		0-0-0		0-0-0	
0-0-0	0-0-0	0-0-0		NEUTRAL		0-0-0		0-0-0		0-0-0	
RPI S	Opponent	Score		RPI S	Opponent	Score		RPI S	Opponent	Score	
7 N	Tennessee	2	10	27 H	Missouri	5	4	78 A	Liberty	2	8
				27 H	Missouri	4	5	78 A	Liberty	3	4
				27 H	Missouri	4	2	78 A	Liberty	2	6
				33 A	Florida	7	1	91 A	Florida St.	3	4
				38 A	UCF	0	5	94 H	Fla. Atlantic	7	5
								94 H	Fla. Atlantic	9	8
				LAST 10 GAMES							
				220 H	Fordham	7	4	78 A	Liberty	3	4
				232 H	Western Mich.	10	4	38 A	UCF	0	5
				174 H	Columbia	6	4	175 H	FGCU	14	8
				78 A	Liberty	2	6	175 H	FGCU	2	5
				78 A	Liberty	2	8	175 H	FGCU	7	4

Non-Div. I Games:

North Florida

Average RPI Win: 179		WON-LOST	WINNING	LAST 10	STRENGTH OF		OPP. STRENGTH	TEAM	ADJ	CONF.	ADJ CONF.
Average RPI Loss: 82		RECORD	PCT. RANK	GAMES	SCHEDULE		OF SCHEDULE	RPI	RPI	RPI	RPI
DIV. I ONLY		10-14-0	.41667	201	6-4-0		76	138	115	.52047	115
DIV. I NON-CONF.		9-11-0	.45	170	5-1-0		155	43	110	.52177	110
TOTALS		RPI 1-25	RPI 26-50		W-L RECORDS		RPI 51-100		RPI 101-150		RPI 150+
10-14-0	0-4-0	1-4-0		OVERALL		0-0-0		3-3-0		6-3-0	
4-2-0	0-0-0	0-0-0		HOME		0-0-0		3-2-0		1-0-0	
5-11-0	0-3-0	1-4-0		AWAY		0-0-0		0-1-0		4-3-0	
1-1-0	0-1-0	0-0-0		NEUTRAL		0-0-0		0-0-0		1-0-0	
9-11-0	0-4-0	1-4-0		NON-CONFERENCE		0-0-0		2-0-0		6-3-0	
3-0-0	0-0-0	0-0-0		HOME		0-0-0		2-0-0		1-0-0	
5-10-0	0-3-0	1-0-		AWAY		0-0-0		0-0-0		4-3-0	
1-1-0	0-1-0	0-0-0		NEUTRAL		0-0-0		0-0-0		1-0-0	
1-3-0	0-0-0	0-0-0		CONFERENCE		0-0-0		1-3-0		0-0-0	
1-2-0	0-0-0	0-0-0		HOME		0-0-0		1-2-0		0-0-0	
0-1-0	0-0-0	0-0-0		AWAY		0-0-0		0-1-0		0-0-0	
0-0-0	0-0-0	0-0-0		NEUTRAL		0-0-0		0-0-0		0-0-0	
RPI S	Opponent	Score	RPI S	Opponent	Score	RPI S	Opponent	Score	RPI S	Opponent	Score
12 N	NC State	2 3	34 A	Coastal Caro.	2 8				105 A	Ball St.	8 9
21 A	West Virginia	4 8	35 A	Indiana	9 8				112 H	Northwestern	11 5
21 A	West Virginia	7 9	39 A	DBU	4 8				112 H	Northwestern	12 1
21 A	West Virginia	2 6	39 A	DBU	0 3				150 H	Miami (OH)	1 5
			39 A	DBU	1 8				150 H	Miami (OH)	12 2
									150 H	Miami (OH)	2 3
									155 A	Dayton	5 12
									167 N	Michigan St.	12 2
									182 A	Charlotte	5 3
									182 A	Charlotte	2 7
									182 A	Charlotte	0 1
									219 A	Pittsburgh	6 4
									261 A	Charleston So.	9 1
									277 A	The Citadel	11 2
									279 H	Youngstown St.	10 5
LAST 10 GAMES											
112 H	Northwestern	11 5	35 A	Indiana	9 8						
182 A	Charlotte	2 7	155 A	Dayton	5 12						
182 A	Charlotte	0 1	150 H	Miami (OH)	1 5						
112 H	Northwestern	12 1	150 H	Miami (OH)	12 2						
105 A	Ball St.	8 9	150 H	Miami (OH)	2 3						

Non-Div. I Games:

Kent St.

Average RPI Win:	166	WON-LOST	WINNING	LAST 10		STRENGTH OF	OPP. STRENGTH	TEAM	ADJ	CONF.	ADJ CONF.					
Average RPI Loss:	94	RECORD	PCT. RANK	GAMES		SCHEDULE	OF SCHEDULE	RPI	RPI	RPI	RPI					
DIV. I ONLY		19-10-0	.65517	55	6-4-0	169	89	116	.52022	116	16	16				
DIV. I NON-CONF.		15-8-0	.65217	73	2-2-0	120	104	84	.5389	84	17	17				
<hr/>																
TOTALS		RPI 1-25	RPI 26-50		W-L RECORDS	RPI 51-100		RPI 101-150		RPI 150+						
19-10-0		2-3-0	1-0-0		OVERALL	1-3-0		1-2-0		14-2-0						
18-5-0		2-1-0	1-0-0		HOME	1-3-0		0-0-0		14-1-0						
1-4-0		0-1-0	0-0-0		AWAY	0-0-0		1-2-0		0-1-0						
0-1-0		0-1-0	0-0-0		NEUTRAL	0-0-0		0-0-0		0-0-0						
15-8-0		2-3-0	1-0-0		NON-CONFERENCE	0-1-0		1-2-0		11-2-0						
14-3-0		2-1-0	1-0-0		HOME	0-1-0		0-0-0		11-1-0						
1-4-0		0-1-0	0-0-		AWAY	0-0-0		1-2-0		0-1-0						
0-1-0		0-1-0	0-0-0		NEUTRAL	0-0-0		0-0-0		0-0-0						
4-2-0		0-0-0	0-0-0		CONFERENCE	1-2-0		0-0-0		3-0-0						
4-2-0		0-0-0	0-0-0		HOME	1-2-0		0-0-0		3-0-0						
0-0-0		0-0-0	0-0-0		AWAY	0-0-0		0-0-0		0-0-0						
0-0-0		0-0-0	0-0-0		NEUTRAL	0-0-0		0-0-0		0-0-0						
RPI	S	Opponent	Score		RPI	S	Opponent	Score		RPI	S	Opponent	Score			
13	H	UConn	4	7	34	H	Coastal Caro.	8	5	74	H	Ga. Southern	0	8		
13	H	UConn	7	2						81	H	Elon	2	7		
13	H	UConn	7	6						81	H	Elon	6	8		
15	A	Clemson	1	13						81	H	Elon	3	1		
15	N	Clemson	1	4								109	A	Arizona	5	7
												109	A	Arizona	5	7
												109	A	Arizona	10	6
												166	H	UNC Asheville	12	3
												166	H	UNC Asheville	9	0
												166	H	UNC Asheville	6	5
												179	H	Furman	2	1
												179	H	Furman	3	1
												179	H	Furman	13	3
												181	H	N.C. A&T	0	2
												181	H	N.C. A&T	5	4
												181	H	N.C. A&T	8	1
												237	H	Hofstra	9	0
												237	H	Hofstra	16	0
												237	H	Hofstra	7	4
												261	A	Charleston So.	1	9
												261	H	Charleston So.	9	7
												261	H	Charleston So.	7	5
												277	H	The Citadel	11	1
<hr/>																
LAST 10 GAMES																
			237	H	Hofstra	16	0	81	H	Elon	6	8				
			237	H	Hofstra	7	4	81	H	Elon	2	7				
			237	H	Hofstra	9	0	81	H	Elon	3	1				
			261	H	Charleston So.	9	7	15	N	Clemson	1	4				
			277	H	The Citadel	11	1	15	A	Clemson	1	13				

Non-Div. I Games:

Col. of Charleston

Average RPI Win: 133		WON-LOST RECORD		WINNING PCT. RANK		LAST 10 GAMES		STRENGTH OF SCHEDULE		OPP. STRENGTH OF SCHEDULE		TEAM RPI		ADJ RPI		CONF. RPI		ADJ CONF. RPI	
DIV. I ONLY		12-18-0		.4 209		4-6-0		26		121		117		.5199 117		13		13	
DIV. I NON-CONF.		8-13-0		.38095 203		0-2-0		17		90		126		.51274 126		13		13	
TOTALS		RPI 1-25		RPI 26-50		W-L RECORDS		RPI 51-100		RPI 101-150		RPI 150+							
12-18-0		0-2-0		1-3-0		OVERALL		3-9-0		2-2-0		6-2-0							
6-12-0		0-1-0		1-3-0		HOME		0-4-0		2-2-0		3-2-0							
4-5-0		0-1-0		0-0-0		AWAY		1-4-0		0-0-0		3-0-0							
2-1-0		0-0-0		0-0-0		NEUTRAL		2-1-0		0-0-0		0-0-0							
8-13-0		0-2-0		1-3-0		NON-CONFERENCE		3-6-0		2-2-0		2-0-0							
5-10-0		0-1-0		1-3-0		HOME		0-4-0		2-2-0		2-0-0							
1-2-0		0-1-0		0-0-		AWAY		1-1-0		0-0-0		0-0-0							
2-1-0		0-0-0		0-0-0		NEUTRAL		2-1-0		0-0-0		0-0-0							
4-5-0		0-0-0		0-0-0		CONFERENCE		0-3-0		0-0-0		4-2-0							
1-2-0		0-0-0		0-0-0		HOME		0-0-0		0-0-0		1-2-0							
3-3-0		0-0-0		0-0-0		AWAY		0-3-0		0-0-0		3-0-0							
0-0-0		0-0-0		0-0-0		NEUTRAL		0-0-0		0-0-0		0-0-0							
RPI S	Opponent		Score		RPI S	Opponent		Score		RPI S	Opponent		Score		RPI S	Opponent		Score	
14 A	Texas A&M		3	8	26 H	Oklahoma		8	1	53 H	UC Irvine		5	11	109 H	Arizona		5	16
17 H	Texas		4	11	26 H	Oklahoma		0	6	53 H	UC Irvine		0	7	111 H	Rhode Island		15	3
					26 H	Oklahoma		8	17	53 H	UC Irvine		4	11	111 H	Rhode Island		1	2
					41 H	Sam Houston St.		9	10	56 A	Texas St.		6	7	111 H	Rhode Island		7	6
										56 H	Texas St.		0	5	151 H	UTSA		8	6
										56 N	Texas St.		0	1	151 H	UTSA		3	9
										65 N	Baylor		6	3	151 H	UTSA		2	4
										75 A	Houston		5	3	159 A	Old Dominion		11	2
										85 N	TCU		12	2	159 A	Old Dominion		3	1
										94 A	Fla. Atlantic		7	12	159 A	Old Dominion		14	10
										94 A	Fla. Atlantic		4	12	203 H	Lamar University		12	5
										94 A	Fla. Atlantic		2	4	297 H	Prairie View		25	5
LAST 10 GAMES																			
										151 H	UTSA		3	9					
										151 H	UTSA		2	4					
										14 A	Texas A&M		3	8					
										94 A	Fla. Atlantic		4	12					
										94 A	Fla. Atlantic		7	12					

Non-Div. I Games:

Rice

Average RPI Win: 210		WON-LOST	WINNING	LAST 10	STRENGTH OF		OPP. STRENGTH	TEAM	ADJ		CONF.	ADJ CONF.	
Average RPI Loss: 118		RECORD	PCT. RANK	GAMES	SCHEDULE		OF SCHEDULE	RPI	RPI		RPI	RPI	
DIV. I ONLY		12-10-0	.54545	122	6-4-0		184	215	118	.5193	118	25	25
DIV. I NON-CONF.		8-6-0	.57143	116	2-0-0		169	178	76	.54511	76	24	24
<hr/>													
TOTALS		RPI 1-25		RPI 26-50		W-L RECORDS		RPI 51-100		RPI 101-150		RPI 150+	
12-10-0		0-0-0		1-3-0		OVERALL		1-2-0		2-2-0		8-3-0	
0-2-0		0-0-0		0-0-0		HOME		0-0-0		0-0-0		0-2-0	
9-8-0		0-0-0		1-3-0		AWAY		1-2-0		2-2-0		5-1-0	
3-0-0		0-0-0		0-0-0		NEUTRAL		0-0-0		0-0-0		3-0-0	
8-6-0		0-0-0		1-3-0		NON-CONFERENCE		0-0-0		2-2-0		5-1-0	
0-0-0		0-0-0		0-0-0		HOME		0-0-0		0-0-0		0-0-0	
5-6-0		0-0-0		1-0-		AWAY		0-0-0		2-2-0		2-1-0	
3-0-0		0-0-0		0-0-0		NEUTRAL		0-0-0		0-0-0		3-0-0	
4-4-0		0-0-0		0-0-0		CONFERENCE		1-2-0		0-0-0		3-2-0	
0-2-0		0-0-0		0-0-0		HOME		0-0-0		0-0-0		0-2-0	
4-2-0		0-0-0		0-0-0		AWAY		1-2-0		0-0-0		3-0-0	
0-0-0		0-0-0		0-0-0		NEUTRAL		0-0-0		0-0-0		0-0-0	
RPI S	Opponent	Score	RPI S	Opponent	Score	RPI S	Opponent	Score	RPI S	Opponent	Score		
			40 A	BYU	8 11	90 A	Wright St.	11 10	109 A	Arizona	11 12		
			40 A	BYU	6 14	90 A	Wright St.	2 3	109 A	Arizona	10 4		
			40 A	BYU	3 5	90 A	Wright St.	0 3	109 A	Arizona	6 14		
			48 A	Illinois St.	6 3				136 A	Purdue	6 1		
									191 H	UIC	4 10		
									191 H	UIC	6 21		
									201 N	Marshall	5 3		
									219 N	Pittsburgh	9 8		
									276 A	Jackson St.	2 0		
									276 A	Jackson St.	3 1		
									276 A	Jackson St.	5 7		
									287 N	Villanova	7 4		
									291 A	Northern Ky.	6 2		
									291 A	Northern Ky.	5 3		
									291 A	Northern Ky.	15 12		
LAST 10 GAMES													
			40 A	BYU	6 14	291 A	Northern Ky.	6 2					
			276 A	Jackson St.	3 1	291 A	Northern Ky.	5 3					
			191 H	UIC	6 21	291 A	Northern Ky.	15 12					
			191 H	UIC	4 10	90 A	Wright St.	2 3					
			48 A	Illinois St.	6 3	90 A	Wright St.	0 3					

Non-Div. I Games: MSOE 12 5

Milwaukee

Average RPI Win: 159		WON-LOST RECORD		WINNING PCT. RANK		LAST 10 GAMES		STRENGTH OF SCHEDULE		OPP. STRENGTH OF SCHEDULE		TEAM RPI		ADJ RPI		CONF. RPI		ADJ CONF. RPI	
DIV. I ONLY		13-13-0		.5 151		3-7-0		125		43		119		.51771 119		8		8	
DIV. I NON-CONF.		12-11-0		.52174 143		2-5-0		144		53		117		.51885 117		6		6	
TOTALS		RPI 1-25		RPI 26-50		W-L RECORDS		RPI 51-100		RPI 101-150		RPI 150+							
13-13-0		0-6-0		1-3-0		OVERALL		4-1-0		1-2-0		7-1-0							
5-8-0		0-6-0		1-2-0		HOME		0-0-0		0-0-0		4-0-0							
7-4-0		0-0-0		0-1-0		AWAY		3-0-0		1-2-0		3-1-0							
1-1-0		0-0-0		0-0-0		NEUTRAL		1-1-0		0-0-0		0-0-0							
12-11-0		0-6-0		0-1-0		NON-CONFERENCE		4-1-0		1-2-0		7-1-0							
4-6-0		0-6-0		0-0-0		HOME		0-0-0		0-0-0		4-0-0							
7-4-0		0-0-0		0-0-		AWAY		3-0-0		1-2-0		3-1-0							
1-1-0		0-0-0		0-0-0		NEUTRAL		1-1-0		0-0-0		0-0-0							
1-2-0		0-0-0		1-2-0		CONFERENCE		0-0-0		0-0-0		0-0-0							
1-2-0		0-0-0		1-2-0		HOME		0-0-0		0-0-0		0-0-0							
0-0-0		0-0-0		0-0-0		AWAY		0-0-0		0-0-0		0-0-0							
0-0-0		0-0-0		0-0-0		NEUTRAL		0-0-0		0-0-0		0-0-0							
RPI	S	Opponent		Score		RPI	S	Opponent		Score		RPI	S	Opponent		Score			
23	H	East Carolina		0	9	34	A	Coastal Caro.		2	7	71	N	Campbell		6	10		
23	H	East Carolina		1	2	35	H	Indiana		5	20	73	A	VCU		4	3		
23	H	East Carolina		0	3	35	H	Indiana		4	19	73	N	VCU		5	3		
25	H	Creighton		2	3	35	H	Indiana		2	0	81	A	Elon		12	4		
25	H	Creighton		3	5							81	A	Elon		11	4		
25	H	Creighton		6	8														

Non-Div. I Games:

Maryland

Average RPI Win:		194	WON-LOST RECORD		WINNING PCT. RANK		LAST 10 GAMES		STRENGTH OF SCHEDULE		OPP. STRENGTH OF SCHEDULE		TEAM RPI		ADJ RPI		CONF. RPI		ADJ CONF. RPI										
DIV. I ONLY			14-8-0		.63636 71		9-1-0		242		83		120		.51735 120		21		21										
DIV. I NON-CONF.			8-8-0		.5 147		4-1-0		201		83		132		.50864 132		18		18										
TOTALS		RPI 1-25		RPI 26-50		W-L RECORDS		RPI 51-100		RPI 101-150		RPI 150+																	
14-8-0		0-3-0		0-0-0		OVERALL		1-2-0		0-0-0		13-3-0																	
9-1-0		0-0-0		0-0-0		HOME		0-0-0		0-0-0		9-1-0																	
5-7-0		0-3-0		0-0-0		AWAY		1-2-0		0-0-0		4-2-0																	
0-0-0		0-0-0		0-0-0		NEUTRAL		0-0-0		0-0-0		0-0-0																	
8-8-0		0-3-0		0-0-0		NON-CONFERENCE		1-2-0		0-0-0		7-3-0																	
3-1-0		0-0-0		0-0-0		HOME		0-0-0		0-0-0		3-1-0																	
5-7-0		0-3-0		0-0-		AWAY		1-2-0		0-0-0		4-2-0																	
0-0-0		0-0-0		0-0-0		NEUTRAL		0-0-0		0-0-0		0-0-0																	
6-0-0		0-0-0		0-0-0		CONFERENCE		0-0-0		0-0-0		6-0-0																	
6-0-0		0-0-0		0-0-0		HOME		0-0-0		0-0-0		6-0-0																	
0-0-0		0-0-0		0-0-0		AWAY		0-0-0		0-0-0		0-0-0																	
0-0-0		0-0-0		0-0-0		NEUTRAL		0-0-0		0-0-0		0-0-0																	
RPI	S	Opponent		Score		RPI	S	Opponent		Score		RPI	S	Opponent		Score													
5	A	Arkansas		3	4							99	A	Southeastern La.		2	7	163	H	UMBC		4	3						
5	A	Arkansas		7	15							99	A	Southeastern La.		0	8	163	H	UMBC		9	3						
5	A	Arkansas		1	3							99	A	Southeastern La.		7	4	163	H	UMBC		8	5						
																		168	A	Rutgers		5	6						
																		180	A	FIU		2	13						
																		180	A	FIU		13	7						
																		180	A	FIU		7	6						
																		184	A	Army West Point		13	4						
																		205	H	Maine		5	3						
																		205	H	Maine		8	3						
																		205	H	Maine		2	0						
																		235	H	LIU Brooklyn		9	3						
																		244	A	Sacred Heart		8	1						
																		244	H	Sacred Heart		12	9						
																		244	H	Sacred Heart		4	1						
																		266	H	Iona		8	12						
LAST 10 GAMES																													
						244 H Sacred Heart						4 1						163 H UMBC						8 5					
						184 A Army West Point						13 4						205 H Maine						5 3					
						163 H UMBC						9 3						205 H Maine						2 0					
						163 H UMBC						4 3						205 H Maine						8 3					
						5 A Arkansas						1 3						168 A Rutgers						5 6					

Non-Div. I Games:

Stony Brook

Average RPI Win: 127		WON-LOST RECORD		WINNING PCT. RANK		LAST 10 GAMES		STRENGTH OF SCHEDULE		OPP. STRENGTH OF SCHEDULE		TEAM RPI		ADJ RPI		CONF. RPI		ADJ CONF. RPI	
DIV. I ONLY		15-12-0		.55556 116		8-2-0		162		18		121		.5172 121		22		22	
DIV. I NON-CONF.		11-10-0		.52381 142		4-0-0		128		3		111		.52159 111		21		21	
TOTALS		RPI 1-25		RPI 26-50		W-L RECORDS		RPI 51-100		RPI 101-150		RPI 150+							
15-12-0		0-4-0		3-1-0		OVERALL		5-6-0		2-0-0		5-1-0							
8-8-0		0-4-0		3-1-0		HOME		2-2-0		2-0-0		1-1-0							
7-3-0		0-0-0		0-0-0		AWAY		3-3-0		0-0-0		4-0-0							
0-1-0		0-0-0		0-0-0		NEUTRAL		0-1-0		0-0-0		0-0-0							
11-10-0		0-4-0		3-1-0		NON-CONFERENCE		4-4-0		2-0-0		2-1-0							
7-6-0		0-4-0		3-1-0		HOME		1-0-0		2-0-0		1-1-0							
4-3-0		0-0-0		0-0-		AWAY		3-3-0		0-0-0		1-0-0							
0-1-0		0-0-0		0-0-0		NEUTRAL		0-1-0		0-0-0		0-0-0							
4-2-0		0-0-0		0-0-0		CONFERENCE		1-2-0		0-0-0		3-0-0							
1-2-0		0-0-0		0-0-0		HOME		1-2-0		0-0-0		0-0-0							
3-0-0		0-0-0		0-0-0		AWAY		0-0-0		0-0-0		3-0-0							
0-0-0		0-0-0		0-0-0		NEUTRAL		0-0-0		0-0-0		0-0-0							
RPI	S	Opponent		Score		RPI	S	Opponent		Score		RPI	S	Opponent		Score			
11	H	Stanford		4	14	42	H	Xavier		3	7	76	H	Wichita St.		9	1		
16	H	Illinois		2	5	42	H	Xavier		25	18	76	N	Wichita St.		7	8		
16	H	Illinois		2	9	42	H	Xavier		7	2	85	A	TCU		4	1		
16	H	Illinois		3	6	42	H	Xavier		6	0	85	A	TCU		9	17		
												85	A	TCU		5	6		
												93	A	Southern California		4	2		
												93	A	Southern California		1	7		
												93	A	Southern California		7	3		
												95	H	California Baptist		0	8		
												95	H	California Baptist		3	0		
												95	H	California Baptist		1	4		
LAST 10 GAMES																			
						260	A	Utah Valley		14	4	95	H	California Baptist		0	8		
						260	A	Utah Valley		11	4	95	H	California Baptist		3	0		
						260	A	Utah Valley		9	4	126	H	Utah		11	2		
						165	A	Nevada		8	2	42	H	Xavier		25	18		
						95	H	California Baptist		1	4	42	H	Xavier		7	2		

Non-Div. I Games:

Grand Canyon

Average RPI Win:		151	WON-LOST RECORD		WINNING PCT. RANK	LAST 10 GAMES		STRENGTH OF SCHEDULE		OPP. STRENGTH OF SCHEDULE	TEAM RPI	ADJ RPI	CONF. RPI	ADJ CONF. RPI			
Average RPI Loss:		92															
DIV. I ONLY			15-13-0		.53571	126	4-6-0		135	76	122	.51702	122	11	11		
DIV. I NON-CONF.			10-7-0		.58824	107	2-0-0		179	56	103	.52461	103	12	12		
TOTALS		RPI 1-25		RPI 26-50		W-L RECORDS		RPI 51-100		RPI 101-150		RPI 150+					
15-13-0		1-1-0		1-2-0		OVERALL		2-5-0		2-2-0		9-3-0					
8-8-0		0-1-0		0-0-0		HOME		1-5-0		2-1-0		5-1-0					
7-5-0		1-0-0		1-2-0		AWAY		1-0-0		0-1-0		4-2-0					
0-0-0		0-0-0		0-0-0		NEUTRAL		0-0-0		0-0-0		0-0-0					
10-7-0		1-1-0		0-0-0		NON-CONFERENCE		2-2-0		0-2-0		7-2-0					
4-4-0		0-1-0		0-0-0		HOME		1-2-0		0-1-0		3-0-0					
6-3-0		1-0-0		0-0-		AWAY		1-0-0		0-1-0		4-2-0					
0-0-0		0-0-0		0-0-0		NEUTRAL		0-0-0		0-0-0		0-0-0					
5-6-0		0-0-0		1-2-0		CONFERENCE		0-3-0		2-0-0		2-1-0					
4-4-0		0-0-0		0-0-0		HOME		0-3-0		2-0-0		2-1-0					
1-2-0		0-0-0		1-2-0		AWAY		0-0-0		0-0-0		0-0-0					
0-0-0		0-0-0		0-0-0		NEUTRAL		0-0-0		0-0-0		0-0-0					
RPI	S	Opponent		Score		RPI	S	Opponent		Score		RPI	S	Opponent		Score	
10	A	LSU		2	0	41	A	Sam Houston St.		4	3	56	H	Texas St.		10	18
25	H	Creighton		7	11	41	A	Sam Houston St.		3	6	56	H	Texas St.		3	5
						41	A	Sam Houston St.		4	5	75	A	Houston		13	5
												75	H	Houston		1	0
												83	H	Incarnate Word		1	4
												83	H	Incarnate Word		5	6
												83	H	Incarnate Word		6	8

Non-Div. I Games:

McNeese

Average RPI Win: 153		WON-LOST RECORD		WINNING PCT. RANK		LAST 10 GAMES		STRENGTH OF SCHEDULE		OPP. STRENGTH OF SCHEDULE		TEAM RPI		ADJ RPI		CONF. RPI		ADJ CONF. RPI					
DIV. I ONLY		13-13-0		.5 151		5-5-0		100		99		123		.51281 123		5		5					
DIV. I NON-CONF.		10-10-0		.5 147		2-2-0		101		157		146		.50338 146		5		5					
TOTALS		RPI 1-25		RPI 26-50		W-L RECORDS		RPI 51-100		RPI 101-150		RPI 150+											
13-13-0		0-1-0		1-3-0		OVERALL		3-3-0		1-2-0		8-4-0											
9-8-0		0-0-0		1-3-0		HOME		2-1-0		1-2-0		5-2-0											
4-5-0		0-1-0		0-0-0		AWAY		1-2-0		0-0-0		3-2-0											
0-0-0		0-0-0		0-0-0		NEUTRAL		0-0-0		0-0-0		0-0-0											
10-10-0		0-1-0		1-3-0		NON-CONFERENCE		0-0-0		1-2-0		8-4-0											
7-7-0		0-0-0		1-3-0		HOME		0-0-0		1-2-0		5-2-0											
3-3-0		0-1-0		0-0-		AWAY		0-0-0		0-0-0		3-2-0											
0-0-0		0-0-0		0-0-0		NEUTRAL		0-0-0		0-0-0		0-0-0											
3-3-0		0-0-0		0-0-0		CONFERENCE		3-3-0		0-0-0		0-0-0											
2-1-0		0-0-0		0-0-0		HOME		2-1-0		0-0-0		0-0-0											
1-2-0		0-0-0		0-0-0		AWAY		1-2-0		0-0-0		0-0-0											
0-0-0		0-0-0		0-0-0		NEUTRAL		0-0-0		0-0-0		0-0-0											
RPI	S	Opponent		Score		RPI	S	Opponent		Score		RPI	S	Opponent		Score							
5	A	Arkansas		3	10	30	H	Ole Miss		6	9	75	H	Houston		6	4	127	H	Southern Ill.		7	2
						35	H	Indiana		0	6	75	H	Houston		7	3	127	H	Southern Ill.		1	2
						35	H	Indiana		1	6	75	H	Houston		3	4	139	H	Murray St.		6	10
						35	H	Indiana		6	3	76	A	Wichita St.		4	8	170	A	Western Ky.		9	6
												76	A	Wichita St.		3	7	170	A	Western Ky.		10	4
												76	A	Wichita St.		6	3	170	A	Western Ky.		12	4
														187 A Lipscomb						2		3	
														204 H UNCW						10		8	
														204 H UNCW						7		4	
														204 H UNCW						6		15	
														209 H Middle Tenn.						1		2	
														209 H Middle Tenn.						8		6	
														209 H Middle Tenn.						7		5	
														246 A Southeast Mo. St.						6		7	
														262 H Mississippi Val.						8		1	
						LAST 10 GAMES																	
						75	H	Houston		6	4	209	H	Middle Tenn.		7	5						
						75	H	Houston		7	3	75	H	Houston		3	4						
						30	H	Ole Miss		6	9	76	A	Wichita St.		6	3						
						170	A	Western Ky.		12	4	76	A	Wichita St.		4	8						
						209	H	Middle Tenn.		8	6	76	A	Wichita St.		3	7						

Non-Div. I Games:

Memphis

Average RPI Win:	122	WON-LOST RECORD	WINNING PCT. RANK	LAST 10 GAMES	STRENGTH OF SCHEDULE	OPP. STRENGTH OF SCHEDULE	TEAM RPI	ADJ RPI	CONF. RPI	ADJ CONF. RPI		
DIV. I ONLY		13-16-0	.44828	178	5-5-0	82	79	124	.51254	124	9	9
DIV. I NON-CONF.		9-11-0	.45	170	2-1-0	19	60	85	.53745	85	9	9
<hr/>												
TOTALS	RPI 1-25	RPI 26-50		W-L RECORDS		RPI 51-100		RPI 101-150		RPI 150+		
13-16-0	1-2-0	1-3-0		OVERALL		1-3-0		7-5-0		3-3-0		
8-8-0	1-2-0	1-0-0		HOME		1-2-0		4-2-0		1-2-0		
5-8-0	0-0-0	0-3-0		AWAY		0-1-0		3-3-0		2-1-0		
0-0-0	0-0-0	0-0-0		NEUTRAL		0-0-0		0-0-0		0-0-0		
9-11-0	1-2-0	1-3-0		NON-CONFERENCE		1-3-0		6-3-0		0-0-0		
7-6-0	1-2-0	1-0-0		HOME		1-2-0		4-2-0		0-0-0		
2-5-0	0-0-0	0-0-		AWAY		0-1-0		2-1-0		0-0-0		
0-0-0	0-0-0	0-0-0		NEUTRAL		0-0-0		0-0-0		0-0-0		
4-5-0	0-0-0	0-0-0		CONFERENCE		0-0-0		1-2-0		3-3-0		
1-2-0	0-0-0	0-0-0		HOME		0-0-0		0-0-0		1-2-0		
3-3-0	0-0-0	0-0-0		AWAY		0-0-0		1-2-0		2-1-0		
0-0-0	0-0-0	0-0-0		NEUTRAL		0-0-0		0-0-0		0-0-0		
<hr/>												
RPI S	Opponent	Score		RPI S	Opponent	Score		RPI S	Opponent	Score		
17 H	Texas	1	3	41 A	Sam Houston St.	5	7	60 A	Louisiana Tech	2	3	
17 H	Texas	8	6	41 A	Sam Houston St.	8	9	67 H	Loyola Marymount	1	4	
17 H	Texas	5	6	41 A	Sam Houston St.	2	9	67 H	Loyola Marymount	3	7	
				44 H	Southern Miss.	6	5	67 H	Loyola Marymount	5	0	

Non-Div. I Games:

Louisiana

Average RPI Win:	214	WON-LOST RECORD	WINNING PCT. RANK	LAST 10 GAMES	STRENGTH OF SCHEDULE	OPP. STRENGTH OF SCHEDULE	TEAM RPI	ADJ RPI	CONF. RPI	ADJ CONF. RPI	
Average RPI Loss:	97										
DIV. I ONLY	15-12-0	.55556	116	2-8-0	191	183	125	.51138	125	3	3
DIV. I NON-CONF.	14-7-0	.66667	66	1-3-0	273	214	142	.50377	142	3	3
<hr/>											
TOTALS	RPI 1-25	RPI 26-50		W-L RECORDS	RPI 51-100		RPI 101-150		RPI 150+		
15-12-0	0-0-0	0-6-0		OVERALL	2-3-0		1-0-0		12-3-0		
1-2-0	0-0-0	0-0-0		HOME	1-2-0		0-0-0		0-0-0		
3-9-0	0-0-0	0-6-0		AWAY	1-1-0		0-0-0		2-2-0		
11-1-0	0-0-0	0-0-0		NEUTRAL	0-0-0		1-0-0		10-1-0		
<hr/>											
14-7-0	0-0-0	0-3-0		NON-CONFERENCE	1-1-0		1-0-0		12-3-0		
0-0-0	0-0-0	0-0-0		HOME	0-0-0		0-0-0		0-0-0		
3-6-0	0-0-0	0-0-		AWAY	1-1-0		0-0-0		2-2-0		
11-1-0	0-0-0	0-0-0		NEUTRAL	0-0-0		1-0-0		10-1-0		
<hr/>											
1-5-0	0-0-0	0-3-0		CONFERENCE	1-2-0		0-0-0		0-0-0		
1-2-0	0-0-0	0-0-0		HOME	1-2-0		0-0-0		0-0-0		
0-3-0	0-0-0	0-3-0		AWAY	0-0-0		0-0-0		0-0-0		
0-0-0	0-0-0	0-0-0		NEUTRAL	0-0-0		0-0-0		0-0-0		
<hr/>											
RPI S	Opponent	Score	RPI S	Opponent	Score	RPI S	Opponent	Score	RPI S	Opponent	Score
			26 A	Oklahoma	3 4	65 H	Baylor	2 8	105 N	Ball St.	6 1
			26 A	Oklahoma	1 5	65 H	Baylor	0 8	212 N	Saint Joseph's	7 5
			26 A	Oklahoma	5 10	65 H	Baylor	12 7	221 N	Seton Hall	7 4
			50 A	St. John's (NY)	1 3	76 A	Wichita St.	2 3	229 N	Texas Southern	1 0
			50 A	St. John's (NY)	0 1	96 A	Missouri St.	9 5	229 N	Texas Southern	7 1
			50 A	St. John's (NY)	3 11				229 N	Texas Southern	3 8
									229 N	Texas Southern	19 13
									248 A	USC Upstate	5 3
									248 A	USC Upstate	3 4
									248 A	USC Upstate	9 5
									248 A	USC Upstate	4 6
									256 N	Central Conn. St.	10 8
									267 N	Northern Ill.	8 1
									267 N	Northern Ill.	7 2
									267 N	Northern Ill.	3 1
									278 N	Georgetown	6 2
<hr/>											
LAST 10 GAMES											
			65 H	Baylor	0 8	96 A	Missouri St.	9 5			
			65 H	Baylor	2 8	26 A	Oklahoma	5 10			
			229 N	Texas Southern	7 1	26 A	Oklahoma	3 4			
			229 N	Texas Southern	3 8	26 A	Oklahoma	1 5			
			65 H	Baylor	12 7	76 A	Wichita St.	2 3			

Non-Div. I Games:

Kansas

Average RPI Win: 136		WON-LOST RECORD		WINNING PCT. RANK		LAST 10 GAMES		STRENGTH OF SCHEDULE		OPP. STRENGTH OF SCHEDULE		TEAM RPI		ADJ RPI		CONF. RPI		ADJ CONF. RPI	
DIV. I ONLY		7-15-0		.31818 243		1-9-0		50		33		126		.51124 126		2		2	
DIV. I NON-CONF.		6-7-0		.46154 167		0-1-0		112		69		100		.52635 100		2		2	
TOTALS		RPI 1-25		RPI 26-50		W-L RECORDS		RPI 51-100		RPI 101-150		RPI 150+							
7-15-0		0-7-0		0-1-0		OVERALL		2-2-0		3-5-0		2-0-0							
0-4-0		0-3-0		0-1-0		HOME		0-0-0		0-0-0		0-0-0							
3-9-0		0-4-0		0-0-0		AWAY		1-1-0		2-4-0		0-0-0							
4-2-0		0-0-0		0-0-0		NEUTRAL		1-1-0		1-1-0		2-0-0							
6-7-0		0-1-0		0-1-0		NON-CONFERENCE		2-2-0		2-3-0		2-0-0							
0-1-0		0-0-0		0-1-0		HOME		0-0-0		0-0-0		0-0-0							
2-4-0		0-1-0		0-0-		AWAY		1-1-0		1-2-0		0-0-0							
4-2-0		0-0-0		0-0-0		NEUTRAL		1-1-0		1-1-0		2-0-0							
1-8-0		0-6-0		0-0-0		CONFERENCE		0-0-0		1-2-0		0-0-0							
0-3-0		0-3-0		0-0-0		HOME		0-0-0		0-0-0		0-0-0							
1-5-0		0-3-0		0-0-0		AWAY		0-0-0		1-2-0		0-0-0							
0-0-0		0-0-0		0-0-0		NEUTRAL		0-0-0		0-0-0		0-0-0							
RPI	S	Opponent		Score		RPI	S	Opponent		Score		RPI	S	Opponent		Score			
11	A	Stanford		3 7		32	H	Gonzaga		3 5		56	A	Texas St.		3 8			
11	A	Stanford		6 7						6 5		109	A	Arizona		7 18			
11	A	Stanford		4 7						12 8		109	A	Arizona		0 8			
18	H	Oregon		6 9						90 N Wright St.		109	A	Arizona		21 10			
18	H	Oregon		3 6						96 N Missouri St.		110	N	Western Caro.		14 0			
18	H	Oregon		4 9								113	A	San Diego St.		2 3			
23	A	East Carolina		6 7								121	A	Grand Canyon		2 11			
												130	A	UNLV		16 7			
												137	N	Kansas St.		4 6			
												165	N	Nevada		6 3			
												284	N	Niagara		10 6			
LAST 10 GAMES																			
18	H	Oregon		6 9		11	A	Stanford		4 7									
18	H	Oregon		3 6		121	A	Grand Canyon		2 11									
18	H	Oregon		4 9		109	A	Arizona		7 18									
11	A	Stanford		3 7		109	A	Arizona		0 8									
11	A	Stanford		6 7		109	A	Arizona		21 10									

Non-Div. I Games:

Utah

Average RPI Win:	201	WON-LOST	WINNING	LAST 10	STRENGTH OF	OPP. STRENGTH	TEAM	ADJ	CONF.	ADJ CONF.	
Average RPI Loss:	133	RECORD	PCT. RANK	GAMES	SCHEDULE	OF SCHEDULE	RPI	RPI	RPI	RPI	
DIV. I ONLY	14-10-0	.58333	97	5-5-0	170	217	127	.51091	127	7	7
DIV. I NON-CONF.	14-10-0	.58333	112	5-5-0	175	224	130	.51091	130	7	7
<hr/>											
TOTALS	RPI 1-25	RPI 26-50		W-L RECORDS		RPI 51-100		RPI 101-150		RPI 150+	
14-10-0	0-3-0	0-0-0		OVERALL		0-0-0		5-4-0		9-3-0	
11-2-0	0-0-0	0-0-0		HOME		0-0-0		3-1-0		8-1-0	
3-8-0	0-3-0	0-0-0		AWAY		0-0-0		2-3-0		1-2-0	
0-0-0	0-0-0	0-0-0		NEUTRAL		0-0-0		0-0-0		0-0-0	
14-10-0	0-3-0	0-0-0		NON-CONFERENCE		0-0-0		5-4-0		9-3-0	
11-2-0	0-0-0	0-0-0		HOME		0-0-0		3-1-0		8-1-0	
3-8-0	0-3-0	0-0-		AWAY		0-0-0		2-3-0		1-2-0	
0-0-0	0-0-0	0-0-0		NEUTRAL		0-0-0		0-0-0		0-0-0	
0-0-0	0-0-0	0-0-0		CONFERENCE		0-0-0		0-0-0		0-0-0	
0-0-0	0-0-0	0-0-0		HOME		0-0-0		0-0-0		0-0-0	
0-0-0	0-0-0	0-0-0		AWAY		0-0-0		0-0-0		0-0-0	
0-0-0	0-0-0	0-0-0		NEUTRAL		0-0-0		0-0-0		0-0-0	
<hr/>											
RPI	S	Opponent	Score	RPI	S	Opponent	Score	RPI	S	Opponent	Score
16	A	Illinois	4 5					107	H	Morehead St.	9 8
16	A	Illinois	5 14					107	H	Morehead St.	0 7
16	A	Illinois	4 5					107	H	Morehead St.	5 4
								123	A	Memphis	2 7
								123	A	Memphis	2 1
								145	H	Austin Peay	3 2
								146	A	Nicholls St.	3 7
								146	A	Nicholls St.	2 3
								146	A	Nicholls St.	6 5
								216	A	Belmont	13 9
								216	H	Belmont	10 4
								239	H	SIUE	7 6
								242	A	Butler	4 5
								245	H	Western Ill.	16 1
								245	H	Western Ill.	6 1
								245	H	Western Ill.	8 1
								246	A	Southeast Mo. St.	9 11
								246	H	Southeast Mo. St.	4 1
								267	H	Northern Ill.	2 17
								267	H	Northern Ill.	8 6
								267	H	Northern Ill.	3 1
<hr/>											
LAST 10 GAMES											
16	A	Illinois	4 5	107	H	Morehead St.	0 7				
245	H	Western Ill.	6 1	107	H	Morehead St.	9 8				
242	A	Butler	4 5	239	H	SIUE	7 6				
216	H	Belmont	10 4	16	A	Illinois	5 14				
107	H	Morehead St.	5 4	16	A	Illinois	4 5				

Non-Div. I Games:

Southern Ill.

[illegible]

Non-Div. I Games:

New Mexico St.

Average RPI Win:		143	WON-LOST RECORD		WINNING PCT. RANK	LAST 10 GAMES	STRENGTH OF SCHEDULE		OPP. STRENGTH OF SCHEDULE	TEAM RPI	ADJ RPI	CONF. RPI	ADJ CONF. RPI				
Average RPI Loss:		104															
DIV. I ONLY			14-13-0		.51852	136	3-7-0		119	113	129	.51043	129	10	10		
DIV. I NON-CONF.			8-7-0		.53333	137	0-3-0		138	70	143	.50358	143	10	10		
TOTALS		RPI 1-25		RPI 26-50		W-L RECORDS		RPI 51-100		RPI 101-150		RPI 150+					
14-13-0		0-2-0		1-2-0		OVERALL		3-1-0		6-5-0		4-3-0					
8-7-0		0-0-0		0-2-0		HOME		2-1-0		3-3-0		3-1-0					
4-4-0		0-0-0		0-0-0		AWAY		0-0-0		3-2-0		1-2-0					
2-2-0		0-2-0		1-0-0		NEUTRAL		1-0-0		0-0-0		0-0-0					
8-7-0		0-2-0		1-2-0		NON-CONFERENCE		3-1-0		1-1-0		3-1-0					
5-4-0		0-0-0		0-2-0		HOME		2-1-0		0-0-0		3-1-0					
1-1-0		0-0-0		0-0-		AWAY		0-0-0		1-1-0		0-0-0					
2-2-0		0-2-0		1-0-0		NEUTRAL		1-0-0		0-0-0		0-0-0					
6-6-0		0-0-0		0-0-0		CONFERENCE		0-0-0		5-4-0		1-2-0					
3-3-0		0-0-0		0-0-0		HOME		0-0-0		3-3-0		0-0-0					
3-3-0		0-0-0		0-0-0		AWAY		0-0-0		2-1-0		1-2-0					
0-0-0		0-0-0		0-0-0		NEUTRAL		0-0-0		0-0-0		0-0-0					
RPI	S	Opponent		Score		RPI	S	Opponent		Score		RPI	S	Opponent		Score	
1	N	Oregon St.		0	5	26	H	Oklahoma		1	8	54	N	Minnesota		11	1
1	N	Oregon St.		5	6	26	H	Oklahoma		6	8	72	H	Cal St. Fullerton		18	11
						32	N	Gonzaga		6	4	72	H	Cal St. Fullerton		7	13
												72	H	Cal St. Fullerton		6	4

Non-Div. I Games:

New Mexico

Average RPI Win:	152	WON-LOST	WINNING	LAST 10	STRENGTH OF	OPP. STRENGTH	TEAM	ADJ	CONF.	ADJ CONF.		
Average RPI Loss:	112	RECORD	PCT. RANK	GAMES	SCHEDULE	OF SCHEDULE	RPI	RPI	RPI	RPI		
DIV. I ONLY		17-13-0	.56667	112	6-4-0	133	136	130	.51032	130	10	10
DIV. I NON-CONF.		12-6-0	.66667	66	3-0-0	166	87	105	.52284	105	10	10
<hr/>												
TOTALS	RPI 1-25	RPI 26-50		W-L RECORDS		RPI 51-100		RPI 101-150		RPI 150+		
17-13-0	2-3-0	0-0-0		OVERALL		2-1-0		3-7-0		10-2-0		
14-7-0	1-1-0	0-0-0		HOME		0-0-0		3-4-0		10-2-0		
3-6-0	1-2-0	0-0-0		AWAY		2-1-0		0-3-0		0-0-0		
0-0-0	0-0-0	0-0-0		NEUTRAL		0-0-0		0-0-0		0-0-0		
12-6-0	2-3-0	0-0-0		NON-CONFERENCE		0-0-0		2-2-0		8-1-0		
11-4-0	1-1-0	0-0-0		HOME		0-0-0		2-2-0		8-1-0		
1-2-0	1-2-0	0-0-		AWAY		0-0-0		0-0-0		0-0-0		
0-0-0	0-0-0	0-0-0		NEUTRAL		0-0-0		0-0-0		0-0-0		
5-7-0	0-0-0	0-0-0		CONFERENCE		2-1-0		1-5-0		2-1-0		
3-3-0	0-0-0	0-0-0		HOME		0-0-0		1-2-0		2-1-0		
2-4-0	0-0-0	0-0-0		AWAY		2-1-0		0-3-0		0-0-0		
0-0-0	0-0-0	0-0-0		NEUTRAL		0-0-0		0-0-0		0-0-0		
RPI	S	Opponent	Score	RPI	S	Opponent	Score	RPI	S	Opponent	Score	
9	H	UC Santa Barbara	9 8					126	H	Utah	7 16	
9	H	UC Santa Barbara	2 13					129	H	New Mexico	8 0	
11	A	Stanford	2 3					129	H	New Mexico	2 3	
11	A	Stanford	5 6					129	H	New Mexico	4 7	
11	A	Stanford	2 1					133	A	San Jose St.	1 2	
								133	A	San Jose St.	6 7	
								133	A	San Jose St.	5 6	
								143	H	Bradley	4 2	
								143	H	Bradley	3 2	
								143	H	Bradley	5 8	
								165	H	Nevada	7 6	
								165	H	Nevada	6 7	
								165	H	Nevada	8 5	
								176	H	UC Riverside	11 7	
								176	H	UC Riverside	12 7	
								193	H	Washington St.	12 7	
								193	H	Washington St.	17 3	
								206	H	CSUN	6 5	
								211	H	CSU Bakersfield	6 1	
								238	H	Seattle U	8 5	
								238	H	Seattle U	11 10	
								238	H	Seattle U	0 4	
				LAST 10 GAMES								
				129	H	New Mexico	4 7	165	H	Nevada	6 7	
				129	H	New Mexico	8 0	165	H	Nevada	8 5	
				129	H	New Mexico	2 3	165	H	Nevada	7 6	
				176	H	UC Riverside	12 7	206	H	CSUN	6 5	
				176	H	UC Riverside	11 7	133	A	San Jose St.	6 7	

Non-Div. I Games:

UNLV

Average RPI Win:	179	WON-LOST RECORD	WINNING PCT. RANK	LAST 10 GAMES	STRENGTH OF SCHEDULE	OPP. STRENGTH OF SCHEDULE	TEAM RPI	ADJ RPI	CONF. RPI	ADJ CONF. RPI		
DIV. I ONLY		14-8-0	.63636	71	5-5-0	238	77	131	.50984	131	8	8
DIV. I NON-CONF.		14-3-0	.82353	14	5-0-0	195	109	39	.5729	39	6	6
<hr/>												
TOTALS	RPI 1-25	RPI 26-50		W-L RECORDS		RPI 51-100		RPI 101-150		RPI 150+		
14-8-0	0-0-0	2-1-0		OVERALL		1-5-0		0-2-0		11-0-0		
4-3-0	0-0-0	0-0-0		HOME		0-3-0		0-0-0		4-0-0		
3-3-0	0-0-0	2-1-0		AWAY		0-0-0		0-2-0		1-0-0		
7-2-0	0-0-0	0-0-0		NEUTRAL		1-2-0		0-0-0		6-0-0		
14-3-0	0-0-0	2-1-0		NON-CONFERENCE		1-2-0		0-0-0		11-0-0		
4-0-0	0-0-0	0-0-0		HOME		0-0-0		0-0-0		4-0-0		
3-1-0	0-0-0	2-0-		AWAY		0-0-0		0-0-0		1-0-0		
7-2-0	0-0-0	0-0-0		NEUTRAL		1-2-0		0-0-0		6-0-0		
0-5-0	0-0-0	0-0-0		CONFERENCE		0-3-0		0-2-0		0-0-0		
0-3-0	0-0-0	0-0-0		HOME		0-3-0		0-0-0		0-0-0		
0-2-0	0-0-0	0-0-0		AWAY		0-0-0		0-2-0		0-0-0		
0-0-0	0-0-0	0-0-0		NEUTRAL		0-0-0		0-0-0		0-0-0		
RPI	S	Opponent	Score	RPI	S	Opponent	Score	RPI	S	Opponent	Score	
38	A	UCF	5 2	54	H	Minnesota	5 7	136	A	Purdue	0 1	
38	A	UCF	11 5	54	H	Minnesota	1 5	136	A	Purdue	1 2	
38	A	UCF	3 5	54	H	Minnesota	6 8	157	H	Binghamton	5 3	
				88	N	Duke	8 7	199	H	UMass Lowell	3 2	
				88	N	Duke	0 14	199	H	UMass Lowell	7 6	
				88	N	Duke	2 9	199	H	UMass Lowell	3 1	
								219	A	Pittsburgh	7 3	
								227	N	Fairfield	6 5	
								227	N	Fairfield	5 4	
								227	N	Fairfield	4 2	
								231	N	Monmouth	6 4	
								231	N	Monmouth	7 0	
								231	N	Monmouth	1 0	
LAST 10 GAMES												
136	A	Purdue	1 2	54	H	Minnesota	6 8					
199	H	UMass Lowell	7 6	54	H	Minnesota	1 5					
227	N	Fairfield	6 5	54	H	Minnesota	5 7					
136	A	Purdue	0 1	199	H	UMass Lowell	3 2					
157	H	Binghamton	5 3	199	H	UMass Lowell	3 1					

Non-Div. I Games:

Penn St.

Average RPI Win: 197		WON-LOST	WINNING	LAST 10	STRENGTH OF		OPP. STRENGTH	TEAM	ADJ	CONF.	ADJ CONF.
Average RPI Loss: 122		RECORD	PCT. RANK	GAMES	SCHEDULE		OF SCHEDULE	RPI	RPI	RPI	RPI
DIV. I ONLY		19-8-0	.7037	35	6-4-0		274	32	132	.50961	132
DIV. I NON-CONF.		14-7-0	.66667	66	1-3-0		264	22	129	.51114	129
TOTALS		RPI 1-25	RPI 26-50		W-L RECORDS		RPI 51-100		RPI 101-150		RPI 150+
19-8-0	0-1-0	2-2-0		OVERALL		0-0-0		1-2-0		16-3-0	
11-3-0	0-0-0	2-2-0		HOME		0-0-0		0-0-0		9-1-0	
8-5-0	0-1-0	0-0-0		AWAY		0-0-0		1-2-0		7-2-0	
0-0-0	0-0-0	0-0-0		NEUTRAL		0-0-0		0-0-0		0-0-0	
14-7-0	0-1-0	2-2-0		NON-CONFERENCE		0-0-0		1-2-0		11-2-0	
8-3-0	0-0-0	2-2-0		HOME		0-0-0		0-0-0		6-1-0	
6-4-0	0-1-0	0-0-		AWAY		0-0-0		1-2-0		5-1-0	
0-0-0	0-0-0	0-0-0		NEUTRAL		0-0-0		0-0-0		0-0-0	
5-1-0	0-0-0	0-0-0		CONFERENCE		0-0-0		0-0-0		5-1-0	
3-0-0	0-0-0	0-0-0		HOME		0-0-0		0-0-0		3-0-0	
2-1-0	0-0-0	0-0-0		AWAY		0-0-0		0-0-0		2-1-0	
0-0-0	0-0-0	0-0-0		NEUTRAL		0-0-0		0-0-0		0-0-0	
RPI S	Opponent	Score		RPI S	Opponent	Score		RPI S	Opponent	Score	
3 A	Vanderbilt	6	11	28 H	Mississippi St.	4	6	134 A	South Fla.	4	7
				42 H	Xavier	10	9	134 A	South Fla.	1	4
				42 H	Xavier	10	7	134 A	South Fla.	7	3
				42 H	Xavier	1	7	160 A	UAB	0	9
								179 H	Furman	3	0
								179 H	Furman	8	4
								179 H	Furman	14	4
								197 A	Jacksonville St.	5	3
								205 H	Maine	4	6
								205 H	Maine	5	2
								205 H	Maine	4	0
								214 A	Georgia St.	8	6
								214 A	Georgia St.	13	2
								214 A	Georgia St.	2	1
								228 H	Kennesaw St.	6	3
								228 H	Kennesaw St.	6	5
								228 H	Kennesaw St.	3	2
								250 A	Alabama St.	10	5
								250 H	Alabama St.	8	3
								273 A	VMI	13	4
								273 A	VMI	4	0
								273 A	VMI	4	5
LAST 10 GAMES				273 A	VMI	4	5	179 H	Furman	14	4
				273 A	VMI	4	0	179 H	Furman	8	4
				273 A	VMI	13	4	28 H	Mississippi St.	4	6
				160 A	UAB	0	9	205 H	Maine	4	0
				179 H	Furman	3	0	205 H	Maine	4	6

Non-Div. I Games:

Samford

Average RPI Win:	156	WON-LOST RECORD	WINNING PCT. RANK	LAST 10 GAMES	STRENGTH OF SCHEDULE	OPP. STRENGTH OF SCHEDULE	TEAM RPI	ADJ RPI	CONF. RPI	ADJ CONF. RPI	
Average RPI Loss:	104										
DIV. I ONLY	14-14-0	.5	151	3-7-0	171	109	133	.50749	133	10	10
DIV. I NON-CONF.	6-10-0	.375	204	0-6-0	258	140	233	.44291	233	10	10
<hr/>											
TOTALS	RPI 1-25	RPI 26-50		W-L RECORDS		RPI 51-100		RPI 101-150		RPI 150+	
14-14-0	0-0-0	0-0-0		OVERALL		5-6-0		4-7-0		5-1-0	
8-3-0	0-0-0	0-0-0		HOME		3-1-0		3-1-0		2-1-0	
6-11-0	0-0-0	0-0-0		AWAY		2-5-0		1-6-0		3-0-0	
0-0-0	0-0-0	0-0-0		NEUTRAL		0-0-0		0-0-0		0-0-0	
<hr/>											
6-10-0	0-0-0	0-0-0		NON-CONFERENCE		1-4-0		0-5-0		5-1-0	
3-2-0	0-0-0	0-0-0		HOME		1-0-0		0-1-0		2-1-0	
3-8-0	0-0-0	0-0-		AWAY		0-4-0		0-4-0		3-0-0	
0-0-0	0-0-0	0-0-0		NEUTRAL		0-0-0		0-0-0		0-0-0	
<hr/>											
8-4-0	0-0-0	0-0-0		CONFERENCE		4-2-0		4-2-0		0-0-0	
5-1-0	0-0-0	0-0-0		HOME		2-1-0		3-0-0		0-0-0	
3-3-0	0-0-0	0-0-0		AWAY		2-1-0		1-2-0		0-0-0	
0-0-0	0-0-0	0-0-0		NEUTRAL		0-0-0		0-0-0		0-0-0	
<hr/>											
RPI	S	Opponent	Score	RPI	S	Opponent	Score	RPI	S	Opponent	Score
				68 A California 0 13				101 H Pacific 1 8			
				70 A Michigan 0 3				102 A San Francisco 6 12			
				70 A Michigan 0 1				112 A Northwestern 5 6			
				84 H Air Force 3 5				112 A Northwestern 0 1			
				84 H Air Force 3 2				112 A Northwestern 0 6			
				84 H Air Force 4 1				129 A New Mexico 6 7			
				86 H Saint Mary's (CA) 7 3				129 A New Mexico 22 18			
				92 A Fresno St. 7 5				129 A New Mexico 2 14			
				92 A Fresno St. 1 3				130 H UNLV 6 5			
				92 A Fresno St. 2 1				130 H UNLV 7 6			
				97 A Sacramento St. 2 7				130 H UNLV 2 1			
								176 H UC Riverside 3 12			
								176 H UC Riverside 5 4			
								176 H UC Riverside 9 1			
								290 A Santa Clara 8 5			
				290 A Santa Clara 20 10							
				290 A Santa Clara 4 3							
<hr/>											
				LAST 10 GAMES							
70 A Michigan 0 3				112 A Northwestern 5 6							
70 A Michigan 0 1				112 A Northwestern 0 1							
290 A Santa Clara 8 5				92 A Fresno St. 7 5							
290 A Santa Clara 4 3				92 A Fresno St. 2 1							
112 A Northwestern 0 6				92 A Fresno St. 1 3							

Non-Div. I Games:

San Jose St.

Average RPI Win: 187		WON-LOST	WINNING	LAST 10	STRENGTH OF		OPP. STRENGTH	TEAM	ADJ	CONF.	ADJ CONF.
Average RPI Loss: 88		RECORD	PCT. RANK	GAMES	SCHEDULE		OF SCHEDULE	RPI	RPI	RPI	RPI
DIV. I ONLY		12-14-0	.46154	174	36		212	134	.50747	134	5
DIV. I NON-CONF.		11-9-0	.55	128	31		247	82	.54027	82	5
TOTALS		RPI 1-25	RPI 26-50		W-L RECORDS		RPI 51-100		RPI 101-150		RPI 150+
12-14-0		0-6-0	1-0-0		OVERALL		1-3-0		2-2-0		8-3-0
11-8-0		0-3-0	1-0-0		HOME		1-2-0		2-1-0		7-2-0
1-6-0		0-3-0	0-0-0		AWAY		0-1-0		0-1-0		1-1-0
0-0-0		0-0-0	0-0-0		NEUTRAL		0-0-0		0-0-0		0-0-0
11-9-0		0-3-0	1-0-0		NON-CONFERENCE		1-3-0		2-2-0		7-1-0
10-3-0		0-0-0	1-0-0		HOME		1-2-0		2-1-0		6-0-0
1-6-0		0-3-0	0-0-0		AWAY		0-1-0		0-1-0		1-1-0
0-0-0		0-0-0	0-0-0		NEUTRAL		0-0-0		0-0-0		0-0-0
1-5-0		0-3-0	0-0-0		CONFERENCE		0-0-0		0-0-0		1-2-0
1-5-0		0-3-0	0-0-0		HOME		0-0-0		0-0-0		1-2-0
0-0-0		0-0-0	0-0-0		AWAY		0-0-0		0-0-0		0-0-0
0-0-0		0-0-0	0-0-0		NEUTRAL		0-0-0		0-0-0		0-0-0
RPI S	Opponent	Score	RPI S	Opponent	Score	RPI S	Opponent	Score	RPI S	Opponent	Score
22 A	North Carolina	2 3	33 H	Florida	6 1	63 A	Jacksonville	7 8	114 A	North Florida	2 7
22 A	North Carolina	3 5				78 H	Liberty	4 5	132 H	Samford	7 4
22 A	North Carolina	1 2				78 H	Liberty	4 6	132 H	Samford	3 7
23 H	East Carolina	0 4				78 H	Liberty	4 2	132 H	Samford	4 1
23 H	East Carolina	7 13							194 H	Cincinnati	1 4
23 H	East Carolina	1 5							194 H	Cincinnati	5 6
									194 H	Cincinnati	4 2
									232 H	Western Mich.	9 6
									232 H	Western Mich.	10 9
									232 H	Western Mich.	7 6
									240 H	Dartmouth	7 3
									240 H	Dartmouth	16 1
									240 H	Dartmouth	4 1
									249 A	Stetson	9 10
									255 A	Bethune-Cookman	7 4
LAST 10 GAMES											
23 H	East Carolina	1 5	194 H	Cincinnati	5 6						
23 H	East Carolina	7 13	194 H	Cincinnati	4 2						
23 H	East Carolina	0 4	114 A	North Florida	2 7						
249 A	Stetson	9 10	240 H	Dartmouth	4 1						
194 H	Cincinnati	1 4	240 H	Dartmouth	16 1						

Non-Div. I Games:

South Fla.

Average RPI Win: 154		WON-LOST RECORD		WINNING PCT. RANK		LAST 10 GAMES		STRENGTH OF SCHEDULE		OPP. STRENGTH OF SCHEDULE		TEAM RPI		ADJ RPI		CONF. RPI		ADJ CONF. RPI	
DIV. I ONLY		13-14-0		.48148 163		4-6-0		72		156		135		.50651 135		9		9	
DIV. I NON-CONF.		10-8-0		.55556 123		1-0-0		119		213		137		.50725 137		9		9	
TOTALS		RPI 1-25		RPI 26-50		W-L RECORDS		RPI 51-100		RPI 101-150		RPI 150+							
13-14-0		0-1-0		1-5-0		OVERALL		4-2-0		2-1-0		6-5-0							
10-8-0		0-0-0		0-3-0		HOME		2-1-0		2-1-0		6-3-0							
3-5-0		0-0-0		1-2-0		AWAY		2-1-0		0-0-0		0-2-0							
0-1-0		0-1-0		0-0-0		NEUTRAL		0-0-0		0-0-0		0-0-0							
10-8-0		0-1-0		0-0-0		NON-CONFERENCE		4-2-0		0-0-0		6-5-0							
8-4-0		0-0-0		0-0-0		HOME		2-1-0		0-0-0		6-3-0							
2-3-0		0-0-0		0-0-		AWAY		2-1-0		0-0-0		0-2-0							
0-1-0		0-1-0		0-0-0		NEUTRAL		0-0-0		0-0-0		0-0-0							
3-6-0		0-0-0		1-5-0		CONFERENCE		0-0-0		2-1-0		0-0-0							
2-4-0		0-0-0		0-3-0		HOME		0-0-0		2-1-0		0-0-0							
1-2-0		0-0-0		1-2-0		AWAY		0-0-0		0-0-0		0-0-0							
0-0-0		0-0-0		0-0-0		NEUTRAL		0-0-0		0-0-0		0-0-0							
RPI	S	Opponent		Score		RPI	S	Opponent		Score		RPI	S	Opponent		Score			
7	N	Tennessee		2	11	34	A	Coastal Caro.		7	9	60	A	Louisiana Tech		4	3		
						34	A	Coastal Caro.		2	4	60	A	Louisiana Tech		4	11		
						34	A	Coastal Caro.		10	8	60	A	Louisiana Tech		7	5		
						47	H	Arkansas St.		6	10	99	H	Southeastern La.		5	2		
						47	H	Arkansas St.		3	9	99	H	Southeastern La.		8	3		
						47	H	Arkansas St.		4	10	99	H	Southeastern La.		4	19		
						LAST 10 GAMES													
						285	H	North Ala.		6	2	124	H	Louisiana		3	4		
						285	H	North Ala.		3	1	124	H	Louisiana		10	6		
						99	H	Southeastern La.		4	19	124	H	Louisiana		5	4		
						99	H	Southeastern La.		8	3	34	A	Coastal Caro.		10	8		
						173	H	Central Mich.		3	5	34	A	Coastal Caro.		7	9		

Non-Div. I Games:

Troy

Average RPI Win: 152		WON-LOST	WINNING	LAST 10	STRENGTH OF		OPP. STRENGTH	TEAM	ADJ	CONF.	ADJ CONF.
Average RPI Loss: 109		RECORD	PCT. RANK	GAMES	SCHEDULE		OF SCHEDULE	RPI	RPI	RPI	RPI
DIV. I ONLY		10-16-0	.38462	219	7-3-0		107	139	136	.50626	136
DIV. I NON-CONF.		6-15-0	.28571	235	3-2-0		105	136	179	.47949	179
TOTALS		RPI 1-25	RPI 26-50		W-L RECORDS		RPI 51-100		RPI 101-150		RPI 150+
10-16-0	1-3-0	0-4-0		OVERALL		0-0-0		4-3-0		5-6-0	
4-1-0	0-0-0	0-0-0		HOME		0-0-0		2-1-0		2-0-0	
4-14-0	1-3-0	0-4-0		AWAY		0-0-0		2-2-0		1-5-0	
2-1-0	0-0-0	0-0-0		NEUTRAL		0-0-0		0-0-0		2-1-0	
6-15-0	1-3-0	0-4-0		NON-CONFERENCE		0-0-0		0-2-0		5-6-0	
2-1-0	0-0-0	0-0-0		HOME		0-0-0		0-1-0		2-0-0	
2-13-0	1-3-0	0-0-0		AWAY		0-0-0		0-1-0		1-5-0	
2-1-0	0-0-0	0-0-0		NEUTRAL		0-0-0		0-0-0		2-1-0	
4-1-0	0-0-0	0-0-0		CONFERENCE		0-0-0		4-1-0		0-0-0	
2-0-0	0-0-0	0-0-0		HOME		0-0-0		2-0-0		0-0-0	
2-1-0	0-0-0	0-0-0		AWAY		0-0-0		2-1-0		0-0-0	
0-0-0	0-0-0	0-0-0		NEUTRAL		0-0-0		0-0-0		0-0-0	
RPI S	Opponent	Score		RPI S	Opponent	Score		RPI S	Opponent	Score	
17 A	Texas	2	7	36 A	Indiana St.	3	4	105 A	Ball St.	0	6
17 A	Texas	0	3	44 A	Southern Miss.	7	16	112 A	Northwestern	1	2
17 A	Texas	4	0	44 A	Southern Miss.	6	7	112 A	Northwestern	5	2
17 A	Texas	6	13	44 A	Southern Miss.	2	4	112 A	Northwestern	9	7
								118 H	Milwaukee	1	6
								131 H	Penn St.	2	1
								131 H	Penn St.	1	0
								158 N	NJIT	3	2
								158 N	NJIT	3	9
								158 N	NJIT	9	8
								197 A	Jacksonville St.	0	3
								197 A	Jacksonville St.	0	4
								197 A	Jacksonville St.	9	5
								213 A	Oral Roberts	2	3
								213 A	Oral Roberts	4	10
								213 A	Oral Roberts	1	5
								226 H	Valparaiso	5	1
								274 H	Bowling Green	9	2
LAST 10 GAMES											
131 H	Penn St.	2	1	17 A	Texas	4	0				
158 N	NJIT	3	2	131 H	Penn St.	1	0				
158 N	NJIT	9	8	226 H	Valparaiso	5	1				
158 N	NJIT	3	9	112 A	Northwestern	9	7				
213 A	Oral Roberts	1	5	112 A	Northwestern	1	2				

Non-Div. I Games:

Purdue

Average RPI Win: 154		WON-LOST	WINNING	LAST 10	STRENGTH OF		OPP. STRENGTH	TEAM	ADJ	CONF.	ADJ CONF.
Average RPI Loss: 99		RECORD	PCT. RANK	GAMES	SCHEDULE		OF SCHEDULE	RPI	RPI	RPI	RPI
DIV. I ONLY		12-16-0	.42857	189	2-8-0		67	120	137	.50569	137
DIV. I NON-CONF.		11-11-0	.5	147	1-3-0		131	218	152	.49781	152
TOTALS		RPI 1-25	RPI 26-50		W-L RECORDS		RPI 51-100		RPI 101-150		RPI 150+
12-16-0		1-5-0	0-0-0		OVERALL		0-3-0		5-3-0		6-5-0
7-6-0		1-2-0	0-0-0		HOME		0-0-0		2-1-0		4-3-0
2-8-0		0-3-0	0-0-0		AWAY		0-2-0		0-1-0		2-2-0
3-2-0		0-0-0	0-0-0		NEUTRAL		0-1-0		3-1-0		0-0-0
11-11-0		0-0-0	0-0-0		NON-CONFERENCE		0-3-0		5-3-0		6-5-0
6-4-0		0-0-0	0-0-0		HOME		0-0-0		2-1-0		4-3-0
2-5-0		0-0-0	0-0-		AWAY		0-2-0		0-1-0		2-2-0
3-2-0		0-0-0	0-0-0		NEUTRAL		0-1-0		3-1-0		0-0-0
1-5-0		1-5-0	0-0-0		CONFERENCE		0-0-0		0-0-0		0-0-0
1-2-0		1-2-0	0-0-0		HOME		0-0-0		0-0-0		0-0-0
0-3-0		0-3-0	0-0-0		AWAY		0-0-0		0-0-0		0-0-0
0-0-0		0-0-0	0-0-0		NEUTRAL		0-0-0		0-0-0		0-0-0
RPI S	Opponent	Score	RPI S	Opponent	Score	RPI S	Opponent	Score	RPI S	Opponent	Score
6 H	Texas Tech	3 4				76 A	Wichita St.	5 8	102 N	San Francisco	11 5
6 H	Texas Tech	4 11				92 N	Fresno St.	3 11	102 N	San Francisco	7 0
6 H	Texas Tech	5 4				95 A	California Baptist	6 7	102 N	San Francisco	1 3
20 A	Oklahoma St.	4 5							106 H	UTRGV	5 6
20 A	Oklahoma St.	4 11							106 H	UTRGV	7 1
20 A	Oklahoma St.	4 8							106 H	UTRGV	3 1
									113 A	San Diego St.	7 10
									126 N	Utah	6 4
									159 H	Old Dominion	2 8
									159 H	Old Dominion	0 5
									159 H	Old Dominion	6 2
									190 H	Canisius	3 15
									190 H	Canisius	6 5
									206 A	CSUN	2 4
									206 A	CSUN	6 5
									206 A	CSUN	8 10
									206 A	CSUN	11 5
									267 H	Northern Ill.	8 3
									267 H	Northern Ill.	9 6
LAST 10 GAMES											
6 H	Texas Tech	3 4	20 A	Oklahoma St.	4 5						
6 H	Texas Tech	4 11	20 A	Oklahoma St.	4 11						
6 H	Texas Tech	5 4	190 H	Canisius	6 5						
76 A	Wichita St.	5 8	190 H	Canisius	3 15						
20 A	Oklahoma St.	4 8	106 H	UTRGV	5 6						

Non-Div. I Games:

Kansas St.

Average RPI Win: 194		WON-LOST	WINNING	LAST 10	STRENGTH OF		OPP. STRENGTH	TEAM	ADJ	CONF.	ADJ CONF.
Average RPI Loss: 122		RECORD	PCT. RANK	GAMES	SCHEDULE		OF SCHEDULE	RPI	RPI	RPI	RPI
DIV. I ONLY		10-13-0	.43478	184	6-4-0		172	143	138	.50516	138
DIV. I NON-CONF.		6-11-0	.35294	209	2-2-0		49	168	89	.53436	89
TOTALS		RPI 1-25	RPI 26-50		W-L RECORDS		RPI 51-100		RPI 101-150		RPI 150+
10-13-0	0-0-0	0-5-0		OVERALL		0-0-0		3-4-0		7-4-0	
3-1-0	0-0-0	0-0-0		HOME		0-0-0		0-0-0		3-1-0	
7-12-0	0-0-0	0-5-0		AWAY		0-0-0		3-4-0		4-3-0	
0-0-0	0-0-0	0-0-0		NEUTRAL		0-0-0		0-0-0		0-0-0	
6-11-0	0-0-0	0-5-0		NON-CONFERENCE		0-0-0		3-4-0		3-2-0	
1-0-0	0-0-0	0-0-0		HOME		0-0-0		0-0-0		1-0-0	
5-11-0	0-0-0	0-0-		AWAY		0-0-0		3-4-0		2-2-0	
0-0-0	0-0-0	0-0-0		NEUTRAL		0-0-0		0-0-0		0-0-0	
4-2-0	0-0-0	0-0-0		CONFERENCE		0-0-0		0-0-0		4-2-0	
2-1-0	0-0-0	0-0-0		HOME		0-0-0		0-0-0		2-1-0	
2-1-0	0-0-0	0-0-0		AWAY		0-0-0		0-0-0		2-1-0	
0-0-0	0-0-0	0-0-0		NEUTRAL		0-0-0		0-0-0		0-0-0	
RPI S	Opponent	Score	RPI S	Opponent	Score	RPI S	Opponent	Score	RPI S	Opponent	Score
			33 A	Florida	5 6				128 A	New Mexico St.	6 19
			33 A	Florida	1 15				128 A	New Mexico St.	6 14
			33 A	Florida	3 4				128 A	New Mexico St.	4 2
			38 A	UCF	5 7				128 A	New Mexico St.	6 13
			38 A	UCF	1 8				149 A	New Orleans	4 1
									149 A	New Orleans	7 8
									149 A	New Orleans	8 6
									183 H	Cornell	2 0
									183 H	Cornell	7 2
									183 H	Cornell	0 3
									192 H	Quinnipiac	11 2
									218 A	Hartford	7 11
									230 A	Brown	15 3
									230 A	Brown	7 8
									230 A	Brown	11 3
									249 A	Stetson	7 3
									249 A	Stetson	5 7
									249 A	Stetson	13 3
LAST 10 GAMES											
			230 A	Brown	15 3				230 A	Brown	11 3
			249 A	Stetson	7 3				128 A	New Mexico St.	4 2
			249 A	Stetson	5 7				183 H	Cornell	2 0
			149 A	New Orleans	8 6				183 H	Cornell	7 2
			149 A	New Orleans	7 8				183 H	Cornell	0 3

Non-Div. I Games:

Yale

Average RPI Win:	131	WON-LOST RECORD	WINNING PCT. RANK	LAST 10 GAMES	STRENGTH OF SCHEDULE	OPP. STRENGTH OF SCHEDULE	TEAM RPI	ADJ RPI	CONF. RPI	ADJ CONF. RPI	
DIV. I ONLY	10-13-0	.43478	184	6-4-0	48	176	139	.50366	139	19	19
DIV. I NON-CONF.	3-10-0	.23077	261	0-2-0	40	209	197	.46775	197	22	22
<hr/>											
TOTALS	RPI 1-25	RPI 26-50		W-L RECORDS		RPI 51-100		RPI 101-150		RPI 150+	
10-13-0	0-0-0	1-4-0		OVERALL		2-1-0		5-3-0		2-5-0	
8-7-0	0-0-0	1-2-0		HOME		2-1-0		3-3-0		2-1-0	
2-6-0	0-0-0	0-2-0		AWAY		0-0-0		2-0-0		0-4-0	
0-0-0	0-0-0	0-0-0		NEUTRAL		0-0-0		0-0-0		0-0-0	
3-10-0	0-0-0	1-4-0		NON-CONFERENCE		0-0-0		2-2-0		0-4-0	
2-4-0	0-0-0	1-2-0		HOME		0-0-0		1-2-0		0-0-0	
1-6-0	0-0-0	0-0-		AWAY		0-0-0		1-0-0		0-4-0	
0-0-0	0-0-0	0-0-0		NEUTRAL		0-0-0		0-0-0		0-0-0	
7-3-0	0-0-0	0-0-0		CONFERENCE		2-1-0		3-1-0		2-1-0	
6-3-0	0-0-0	0-0-0		HOME		2-1-0		2-1-0		2-1-0	
1-0-0	0-0-0	0-0-0		AWAY		0-0-0		1-0-0		0-0-0	
0-0-0	0-0-0	0-0-0		NEUTRAL		0-0-0		0-0-0		0-0-0	
RPI	S	Opponent	Score	RPI	S	Opponent	Score	RPI	S	Opponent	Score
27	A	Missouri	1 2	82	H	Eastern Ill.	3 8	123	A	Memphis	10 6
27	A	Missouri	1 13	82	H	Eastern Ill.	14 6	145	A	Austin Peay	8 3
48	H	Illinois St.	3 4	82	H	Eastern Ill.	3 1	145	H	Austin Peay	4 0
48	H	Illinois St.	5 4					145	H	Austin Peay	11 3
48	H	Illinois St.	5 9					145	H	Austin Peay	0 2
								150	H	Miami (OH)	3 10
								150	H	Miami (OH)	7 5
								150	H	Miami (OH)	4 14
								170	A	Western Ky.	5 9
								197	H	Jacksonville St.	9 8
								197	H	Jacksonville St.	2 4
								197	H	Jacksonville St.	8 7
								213	A	Oral Roberts	5 6
								213	A	Oral Roberts	3 11
								213	A	Oral Roberts	3 18
<hr/>											
LAST 10 GAMES											
48	H	Illinois St.	3 4	27	A	Missouri	1 13				
145	A	Austin Peay	8 3	27	A	Missouri	1 2				
197	H	Jacksonville St.	9 8	82	H	Eastern Ill.	14 6				
197	H	Jacksonville St.	2 4	82	H	Eastern Ill.	3 1				
197	H	Jacksonville St.	8 7	82	H	Eastern Ill.	3 8				

Non-Div. I Games:	Kentucky St.	12	8
-------------------	--------------	----	---

Murray St.

Average RPI Win: 158		WON-LOST	WINNING	LAST 10	STRENGTH OF	OPP. STRENGTH	TEAM	ADJ	CONF.	ADJ CONF.		
Average RPI Loss: 102		RECORD	PCT. RANK	GAMES	SCHEDULE	OF SCHEDULE	RPI	RPI	RPI	RPI		
DIV. I ONLY		14-15-0	.48276	162	5-5-0	126	114	140	.50314	140	11	11
DIV. I NON-CONF.		6-11-0	.35294	209	1-1-0	26	155	140	.50692	140	12	12
<hr/>												
TOTALS		RPI 1-25	RPI 26-50		W-L RECORDS	RPI 51-100		RPI 101-150		RPI 150+		
14-15-0	0-1-0		1-2-0		OVERALL	5-8-0		0-0-0		8-4-0		
7-9-0	0-0-0		1-2-0		HOME	3-5-0		0-0-0		3-2-0		
6-5-0	0-1-0		0-0-0		AWAY	1-2-0		0-0-0		5-2-0		
1-1-0	0-0-0		0-0-0		NEUTRAL	1-1-0		0-0-0		0-0-0		
<hr/>												
6-11-0	0-1-0		1-2-0		NON-CONFERENCE	4-6-0		0-0-0		1-2-0		
3-7-0	0-0-0		1-2-0		HOME	2-3-0		0-0-0		0-2-0		
2-3-0	0-1-0		0-0-		AWAY	1-2-0		0-0-0		1-0-0		
1-1-0	0-0-0		0-0-0		NEUTRAL	1-1-0		0-0-0		0-0-0		
<hr/>												
8-4-0	0-0-0		0-0-0		CONFERENCE	1-2-0		0-0-0		7-2-0		
4-2-0	0-0-0		0-0-0		HOME	1-2-0		0-0-0		3-0-0		
4-2-0	0-0-0		0-0-0		AWAY	0-0-0		0-0-0		4-2-0		
0-0-0	0-0-0		0-0-0		NEUTRAL	0-0-0		0-0-0		0-0-0		
<hr/>												
RPI S	Opponent	Score	RPI S	Opponent	Score	RPI S	Opponent	Score	RPI S	Opponent	Score	
14 A	Texas A&M	3 5	47 H	Arkansas St.	4 2	59 A	UT Arlington	8 9	184 H	Army West Point	4 5	
			47 H	Arkansas St.	6 7	59 A	UT Arlington	11 9	184 H	Army West Point	5 8	
			47 H	Arkansas St.	2 11	75 H	Houston	1 16	202 A	Central Ark.	3 1	
						76 N	Wichita St.	2 18	202 A	Central Ark.	0 7	
						76 N	Wichita St.	3 2	202 A	Central Ark.	3 9	
						77 H	Portland	1 7	203 A	Lamar University	5 3	
						77 H	Portland	3 7	203 A	Lamar University	4 1	
						77 H	Portland	6 5	203 A	Lamar University	4 2	
						77 H	Portland	8 7	222 H	Houston Baptist	1 0	
						85 A	TCU	3 19	222 H	Houston Baptist	4 2	
						99 H	Southeastern La.	4 2	222 H	Houston Baptist	6 0	
						99 H	Southeastern La.	1 5	297 A	Prairie View	8 5	
						99 H	Southeastern La.	3 11				
<hr/>												
LAST 10 GAMES												
	77 H	Portland	1	7		75 H	Houston	1	16			
	77 H	Portland	8	7		202 A	Central Ark.	3	9			
	99 H	Southeastern La.	4	2		202 A	Central Ark.	0	7			
	99 H	Southeastern La.	3	11		202 A	Central Ark.	3	1			
	99 H	Southeastern La.	1	5		297 A	Prairie View	8	5			

Non-Div. I Games:

SFA

Average RPI Win:		209	WON-LOST RECORD		WINNING PCT. RANK		LAST 10 GAMES		STRENGTH OF SCHEDULE		OPP. STRENGTH OF SCHEDULE		TEAM RPI		ADJ RPI		CONF. RPI		ADJ CONF. RPI	
DIV. I ONLY			14-13-0		.51852 136		9-1-0		186		127		141		.50285 141		20		20	
DIV. I NON-CONF.			7-11-0		.38889 198		2-0-0		162		79		180		.47923 180		20		20	
TOTALS		RPI 1-25		RPI 26-50		W-L RECORDS		RPI 51-100		RPI 101-150		RPI 150+								
14-13-0		0-3-0		0-1-0		OVERALL		1-3-0		0-0-0		13-6-0								
6-4-0		0-0-0		0-0-0		HOME		1-3-0		0-0-0		5-1-0								
6-9-0		0-3-0		0-1-0		AWAY		0-0-0		0-0-0		6-5-0								
2-0-0		0-0-0		0-0-0		NEUTRAL		0-0-0		0-0-0		2-0-0								
7-11-0		0-3-0		0-1-0		NON-CONFERENCE		1-3-0		0-0-0		6-4-0								
3-4-0		0-0-0		0-0-0		HOME		1-3-0		0-0-0		2-1-0								
2-7-0		0-3-0		0-0-		AWAY		0-0-0		0-0-0		2-3-0								
2-0-0		0-0-0		0-0-0		NEUTRAL		0-0-0		0-0-0		2-0-0								
7-2-0		0-0-0		0-0-0		CONFERENCE		0-0-0		0-0-0		7-2-0								
3-0-0		0-0-0		0-0-0		HOME		0-0-0		0-0-0		3-0-0								
4-2-0		0-0-0		0-0-0		AWAY		0-0-0		0-0-0		4-2-0								
0-0-0		0-0-0		0-0-0		NEUTRAL		0-0-0		0-0-0		0-0-0								
RPI	S	Opponent		Score		RPI	S	Opponent		Score		RPI	S	Opponent		Score				
23	A	East Carolina		2	6	43	A	Virginia Tech		7	8	69	H	Harvard		6	7			
23	A	East Carolina		3	4							69	H	Harvard		13	7			
23	A	East Carolina		9	15							69	H	Harvard		2	9			
												69	H	Harvard		4	5			
												160	A	UAB		8	7			
												160	A	UAB		1	5			
												160	A	UAB		8	11			
												162	A	Wofford		9	10			
												177	A	Presbyterian		0	1			
												177	A	Presbyterian		9	3			
												177	A	Presbyterian		1	7			
												189	H	Winthrop		20	11			
												189	H	Winthrop		13	3			
												189	H	Winthrop		5	4			
												196	H	Appalachian St.		5	0			
												199	H	UMass Lowell		6	7			
												199	H	UMass Lowell		8	3			
												252	N	Bucknell		17	4			
												252	N	Bucknell		9	1			
												261	A	Charleston So.		7	1			
												261	A	Charleston So.		6	5			
												261	A	Charleston So.		9	6			
												273	A	VMI		14	5			
LAST 10 GAMES																				
160	A	UAB		8	11	189	H	Winthrop		13	3									
252	N	Bucknell		9	1	189	H	Winthrop		20	11									
23	A	East Carolina		9	15	189	H	Winthrop		5	4									
23	A	East Carolina		2	6	196	H	Appalachian St.		5	0									
69	H	Harvard		2	9	261	A	Charleston So.		9	6									

Non-Div. I Games:

Radford

H
i
g
h
P
o
i
n
t

High Point

Bradley

Bradley

Average RPI Win:	189	WON-LOST	WINNING	LAST 10	STRENGTH OF	OPP. STRENGTH	TEAM	ADJ	CONF.	ADJ CONF.	
Average RPI Loss:	182	RECORD	PCT. RANK	GAMES	SCHEDULE	OF SCHEDULE	RPI	RPI	RPI	RPI	
DIV. I ONLY	12-11-0	.52174	131	6-4-0	185	230	144	.50188	144	20	20
DIV. I NON-CONF.	7-7-0	.5	147	1-1-0	60	219	77	.54468	77	20	20
<hr/>											
TOTALS	RPI 1-25	RPI 26-50		W-L RECORDS		RPI 51-100		RPI 101-150		RPI 150+	
12-11-0	0-1-0	0-0-0		OVERALL		1-0-0		1-0-0		10-10-0	
4-3-0	0-0-0	0-0-0		HOME		0-0-0		0-0-0		4-3-0	
8-8-0	0-1-0	0-0-0		AWAY		1-0-0		1-0-0		6-7-0	
0-0-0	0-0-0	0-0-0		NEUTRAL		0-0-0		0-0-0		0-0-0	
7-7-0	0-1-0	0-0-0		NON-CONFERENCE		1-0-0		1-0-0		5-6-0	
3-1-0	0-0-0	0-0-0		HOME		0-0-0		0-0-0		3-1-0	
4-6-0	0-1-0	0-0-		AWAY		1-0-0		1-0-0		2-5-0	
0-0-0	0-0-0	0-0-0		NEUTRAL		0-0-0		0-0-0		0-0-0	
5-4-0	0-0-0	0-0-0		CONFERENCE		0-0-0		0-0-0		5-4-0	
1-2-0	0-0-0	0-0-0		HOME		0-0-0		0-0-0		1-2-0	
4-2-0	0-0-0	0-0-0		AWAY		0-0-0		0-0-0		4-2-0	
0-0-0	0-0-0	0-0-0		NEUTRAL		0-0-0		0-0-0		0-0-0	
RPI S	Opponent	Score	RPI S	Opponent	Score	RPI S	Opponent	Score	RPI S	Opponent	Score
22 A	North Carolina	8 18				62 A	South Carolina	10 2	110 A	Western Caro.	5 4
									162 A	Wofford	5 14
									162 A	Wofford	5 7
									162 A	Wofford	2 6
									169 H	Navy	3 2
									169 H	Navy	1 0
									169 H	Navy	5 3
									177 A	Presbyterian	5 6
									177 A	Presbyterian	5 4
									177 A	Presbyterian	6 11
									179 A	Furman	5 3
									179 A	Furman	2 7
									179 H	Furman	3 18
									196 A	Appalachian St.	3 24
									196 A	Appalachian St.	12 3
									248 A	USC Upstate	7 6
									248 A	USC Upstate	9 7
									248 A	USC Upstate	19 11
									293 H	Longwood	7 9
									293 H	Longwood	2 3
									293 H	Longwood	9 5
			LAST 10 GAMES								
						196 A	Appalachian St.	3 24	248 A	USC Upstate	7 6
						196 A	Appalachian St.	12 3	248 A	USC Upstate	19 11
						179 A	Furman	5 3	179 H	Furman	3 18
						179 A	Furman	2 7	177 A	Presbyterian	6 11
						248 A	USC Upstate	9 7	177 A	Presbyterian	5 4

Non-Div. I Games: Limestone 11 9

Gardner-Webb

Average RPI Win:		214	WON-LOST		WINNING		LAST 10		STRENGTH OF		OPP. STRENGTH		TEAM		ADJ		CONF.		ADJ CONF.	
Average RPI Loss:		118	RECORD		PCT. RANK		GAMES		SCHEDULE		OF SCHEDULE		RPI		RPI		RPI		RPI	
DIV. I ONLY			14-12-0		.53846 124		7-3-0		153		200		145		.49971 145		19		19	
DIV. I NON-CONF.			6-7-0		.46154 167		2-0-0		83		133		141		.50568 141		22		22	
TOTALS		RPI 1-25		RPI 26-50		W-L RECORDS		RPI 51-100		RPI 101-150		RPI 150+								
14-12-0		1-0-0		0-2-0		OVERALL		0-3-0		1-5-0		12-2-0								
9-6-0		0-0-0		0-0-0		HOME		0-3-0		0-2-0		9-1-0								
5-6-0		1-0-0		0-2-0		AWAY		0-0-0		1-3-0		3-1-0								
0-0-0		0-0-0		0-0-0		NEUTRAL		0-0-0		0-0-0		0-0-0								
6-7-0		1-0-0		0-2-0		NON-CONFERENCE		0-3-0		0-2-0		5-0-0								
4-4-0		0-0-0		0-0-0		HOME		0-3-0		0-1-0		4-0-0								
2-3-0		1-0-0		0-0-		AWAY		0-0-0		0-1-0		1-0-0								
0-0-0		0-0-0		0-0-0		NEUTRAL		0-0-0		0-0-0		0-0-0								
8-5-0		0-0-0		0-0-0		CONFERENCE		0-0-0		1-3-0		7-2-0								
5-2-0		0-0-0		0-0-0		HOME		0-0-0		0-1-0		5-1-0								
3-3-0		0-0-0		0-0-0		AWAY		0-0-0		1-2-0		2-1-0								
0-0-0		0-0-0		0-0-0		NEUTRAL		0-0-0		0-0-0		0-0-0								
RPI	S	Opponent		Score		RPI	S	Opponent		Score		RPI	S	Opponent		Score				
3	A	Vanderbilt		7	6	36	A	Indiana St.		2	3	64	H	Kentucky		4	8			
						36	A	Indiana St.		1	8	64	H	Kentucky		1	11			
												64	H	Kentucky		5	12			
												127	A	Southern Ill.		2	3			
												139	A	Murray St.		2	0			
												139	A	Murray St.		0	4			
												139	A	Murray St.		3	11			
												139	H	Murray St.		3	8			
												143	H	Bradley		3	5			
												170	A	Western Ky.		5	3			
												187	H	Lipscomb		12	11			
												209	H	Middle Tenn.		10	3			
												216	H	Belmont		3	11			
												216	H	Belmont		11	3			
												216	H	Belmont		14	2			
												246	A	Southeast Mo. St.		4	2			
												246	A	Southeast Mo. St.		4	7			
												246	A	Southeast Mo. St.		10	2			
												267	H	Northern Ill.		8	3			
												267	H	Northern Ill.		15	3			
												275	H	Tennessee Tech		10	4			
												275	H	Tennessee Tech		6	0			
												275	H	Tennessee Tech		8	1			
LAST 10 GAMES																				
						267	H	Northern Ill.		8	3	139	H	Murray St.		3	8			
						267	H	Northern Ill.		15	3	209	H	Middle Tenn.		10	3			
						216	H	Belmont		14	2	246	A	Southeast Mo. St.		10	2			
						216	H	Belmont		11	3	246	A	Southeast Mo. St.		4	7			
						216	H	Belmont		3	11	246	A	Southeast Mo. St.		4	2			

Non-Div. I Games:

Austin Peay

Average RPI Win: 194		WON-LOST	WINNING	LAST 10	STRENGTH OF		OPP. STRENGTH	TEAM	ADJ	CONF.	ADJ CONF.
Average RPI Loss: 124		RECORD	PCT. RANK	GAMES	SCHEDULE		OF SCHEDULE	RPI	RPI	RPI	RPI
DIV. I ONLY		16-13-0	.55172	121	6-4-0		174	163	146	.49912	146
DIV. I NON-CONF.		8-7-0	.53333	137	0-2-0		183	223	192	.47346	192
TOTALS		RPI 1-25	RPI 26-50		W-L RECORDS		RPI 51-100		RPI 101-150		RPI 150+
16-13-0	0-1-0	0-1-0		OVERALL		2-2-0		4-6-0		10-3-0	
11-5-0	0-0-0	0-0-0		HOME		2-1-0		4-4-0		5-0-0	
4-6-0	0-1-0	0-0-0		AWAY		0-1-0		0-2-0		4-2-0	
1-2-0	0-0-0	0-1-0		NEUTRAL		0-0-0		0-0-0		1-1-0	
8-7-0	0-1-0	0-1-0		NON-CONFERENCE		0-1-0		2-3-0		6-1-0	
7-3-0	0-0-0	0-0-0		HOME		0-0-0		2-3-0		5-0-0	
0-2-0	0-1-0	0-0-		AWAY		0-1-0		0-0-0		0-0-0	
1-2-0	0-0-0	0-1-0		NEUTRAL		0-0-0		0-0-0		1-1-0	
8-6-0	0-0-0	0-0-0		CONFERENCE		2-1-0		2-3-0		4-2-0	
4-2-0	0-0-0	0-0-0		HOME		2-1-0		2-1-0		0-0-0	
4-4-0	0-0-0	0-0-0		AWAY		0-0-0		0-2-0		4-2-0	
0-0-0	0-0-0	0-0-0		NEUTRAL		0-0-0		0-0-0		0-0-0	
RPI S	Opponent	Score		RPI S	Opponent	Score		RPI S	Opponent	Score	
10 A	LSU	4	5	44 N	Southern Miss.	0	5	79 H	A&M-Corpus Christi	5	3
								79 H	A&M-Corpus Christi	6	3
								79 H	A&M-Corpus Christi	3	4
								98 A	South Alabama	3	6
								103 H	Tulane	4	7
								122 A	McNeese	4	5
								122 A	McNeese	6	7
								124 H	Louisiana	1	3
								127 H	Southern Ill.	5	6
								127 H	Southern Ill.	3	2
								127 H	Southern Ill.	7	3
								149 H	New Orleans	9	1
								149 H	New Orleans	2	3
								149 H	New Orleans	3	2
								202 A	Central Ark.	2	1
								202 A	Central Ark.	0	5
								202 A	Central Ark.	3	4
								203 A	Lamar University	5	4
								203 A	Lamar University	6	5
								203 A	Lamar University	4	2
								236 N	Holy Cross	11	2
								236 N	Holy Cross	6	8
								254 H	Grambling	16	5
								254 H	Grambling	6	1
								254 H	Grambling	7	2
								295 H	Alcorn	10	1
								295 H	Alcorn	25	5
LAST 10 GAMES				295 H	Alcorn	10	1	203 A	Lamar University	4	2
				254 H	Grambling	7	2	44 N	Southern Miss.	0	5
				254 H	Grambling	16	5	79 H	A&M-Corpus Christi	6	3
				203 A	Lamar University	6	5	79 H	A&M-Corpus Christi	3	4
				203 A	Lamar University	5	4	79 H	A&M-Corpus Christi	5	3

Non-Div. I Games:

Nicholls St.

Average RPI Win:	211	WON-LOST RECORD	WINNING PCT. RANK	LAST 10 GAMES	STRENGTH OF SCHEDULE	OPP. STRENGTH OF SCHEDULE	TEAM RPI	ADJ RPI	CONF. RPI	ADJ CONF. RPI		
Average RPI Loss:	136											
DIV. I ONLY		13-8-0	.61905	82	6-4-0	246	187	147	.4989	147	18	18
DIV. I NON-CONF.		10-5-0	.66667	66	3-1-0	257	230	108	.52204	108	14	14
<hr/>												
TOTALS	RPI 1-25	RPI 26-50		W-L RECORDS		RPI 51-100		RPI 101-150		RPI 150+		
13-8-0	0-0-0	0-0-0		OVERALL		3-5-0		0-0-0		10-3-0		
5-3-0	0-0-0	0-0-0		HOME		1-2-0		0-0-0		4-1-0		
7-5-0	0-0-0	0-0-0		AWAY		2-3-0		0-0-0		5-2-0		
1-0-0	0-0-0	0-0-0		NEUTRAL		0-0-0		0-0-0		1-0-0		
<hr/>												
10-5-0	0-0-0	0-0-0		NON-CONFERENCE		2-3-0		0-0-0		8-2-0		
2-0-0	0-0-0	0-0-0		HOME		0-0-0		0-0-0		2-0-0		
7-5-0	0-0-0	0-0-		AWAY		2-3-0		0-0-0		5-2-0		
1-0-0	0-0-0	0-0-0		NEUTRAL		0-0-0		0-0-0		1-0-0		
<hr/>												
3-3-0	0-0-0	0-0-0		CONFERENCE		1-2-0		0-0-0		2-1-0		
3-3-0	0-0-0	0-0-0		HOME		1-2-0		0-0-0		2-1-0		
0-0-0	0-0-0	0-0-0		AWAY		0-0-0		0-0-0		0-0-0		
0-0-0	0-0-0	0-0-0		NEUTRAL		0-0-0		0-0-0		0-0-0		
<hr/>												
RPI S	Opponent	Score	RPI S	Opponent	Score	RPI S	Opponent	Score	RPI S	Opponent	Score	
						69 H	Harvard	16 12	186 N	Lafayette	19 3	
						69 H	Harvard	6 8	189 A	Winthrop	13 4	
						69 H	Harvard	9 12	189 A	Winthrop	1 4	
						80 A	UNC Greensboro	3 5	189 A	Winthrop	13 5	
						80 A	UNC Greensboro	7 10	230 H	Brown	17 4	
						80 A	UNC Greensboro	5 6	230 H	Brown	7 14	
						88 A	Duke	3 1	230 H	Brown	8 7	
						88 A	Duke	7 6	287 A	Villanova	4 5	
									288 A	Lehigh	13 2	
									296 A	Fairleigh Dickinson	16 2	
									296 A	Fairleigh Dickinson	8 5	
									296 H	Fairleigh Dickinson	8 4	
									296 H	Fairleigh Dickinson	18 5	
						<hr/>						
LAST 10 GAMES												
189 A	Winthrop	1 4	296 H	Fairleigh Dickinson	18 5							
189 A	Winthrop	13 4	230 H	Brown	7 14							
80 A	UNC Greensboro	3 5	230 H	Brown	17 4							
69 H	Harvard	16 12	230 H	Brown	8 7							
296 A	Fairleigh Dickinson	16 2	287 A	Villanova	4 5							

Non-Div. I Games:

Penn

Average RPI Win:	156	WON-LOST	WINNING	LAST 10	STRENGTH OF	OPP. STRENGTH	TEAM	ADJ	CONF.	ADJ CONF.	
Average RPI Loss:	164	RECORD	PCT. RANK	GAMES	SCHEDULE	OF SCHEDULE	RPI	RPI	RPI	RPI	
DIV. I ONLY	14-11-0	.56	113	5-5-0	223	82	148	.49801	148	11	11
DIV. I NON-CONF.	8-5-0	.61538	91	1-1-0	148	49	83	.53936	83	12	12
<hr/>											
TOTALS	RPI 1-25	RPI 26-50		W-L RECORDS		RPI 51-100		RPI 101-150		RPI 150+	
14-11-0	1-0-0	0-0-0		OVERALL		2-2-0		2-2-0		9-7-0	
9-4-0	1-0-0	0-0-0		HOME		0-0-0		2-1-0		6-3-0	
5-7-0	0-0-0	0-0-0		AWAY		2-2-0		0-1-0		3-4-0	
0-0-0	0-0-0	0-0-0		NEUTRAL		0-0-0		0-0-0		0-0-0	
8-5-0	1-0-0	0-0-0		NON-CONFERENCE		2-2-0		0-1-0		5-2-0	
5-2-0	1-0-0	0-0-0		HOME		0-0-0		0-0-0		4-2-0	
3-3-0	0-0-0	0-0-		AWAY		2-2-0		0-1-0		1-0-0	
0-0-0	0-0-0	0-0-0		NEUTRAL		0-0-0		0-0-0		0-0-0	
6-6-0	0-0-0	0-0-0		CONFERENCE		0-0-0		2-1-0		4-5-0	
4-2-0	0-0-0	0-0-0		HOME		0-0-0		2-1-0		2-1-0	
2-4-0	0-0-0	0-0-0		AWAY		0-0-0		0-0-0		2-4-0	
0-0-0	0-0-0	0-0-0		NEUTRAL		0-0-0		0-0-0		0-0-0	
RPI S	Opponent	Score	RPI S	Opponent	Score	RPI S	Opponent	Score	RPI S	Opponent	Score
10 H	LSU	3 1				60 A	Louisiana Tech	8 4	124 A	Louisiana	3 8
						75 A	Houston	2 1	149 H	New Orleans	4 3
						75 A	Houston	3 5	149 H	New Orleans	8 1
						75 A	Houston	4 5	149 H	New Orleans	2 5
									152 H	La.-Monroe	15 0
									170 A	Abilene Christian	2 6
									170 A	Abilene Christian	0 4
									170 A	Abilene Christian	24 11
									185 H	Little Rock	5 7
									185 H	Little Rock	1 0
									185 H	Little Rock	7 5
									203 H	Lamar University	10 6
									203 H	Lamar University	3 4
									203 H	Lamar University	5 2
									207 A	Southern U.	6 3
									207 H	Southern U.	13 6
									207 H	Southern U.	5 7
									222 A	Houston Baptist	2 10
									222 A	Houston Baptist	2 12
									222 A	Houston Baptist	7 5
			LAST 10 GAMES								
			207 A	Southern U.	6 3		222 A	Houston Baptist	2 10		
			185 H	Little Rock	7 5		203 H	Lamar University	10 6		
			185 H	Little Rock	5 7		203 H	Lamar University	5 2		
			222 A	Houston Baptist	7 5		203 H	Lamar University	3 4		
			222 A	Houston Baptist	2 12		124 A	Louisiana	3 8		

Non-Div. I Games:

Northwestern St.

Average RPI Win:	160	WON-LOST	WINNING	LAST 10	STRENGTH OF	OPP. STRENGTH	TEAM	ADJ	CONF.	ADJ CONF.	
Average RPI Loss:	112	RECORD	PCT. RANK	GAMES	SCHEDULE	OF SCHEDULE	RPI	RPI	RPI	RPI	
DIV. I ONLY	14-13-0	.51852	136	3-7-0	175	133	149	.49761	149	11	11
DIV. I NON-CONF.	11-4-0	.73333	45	2-1-0	274	103	155	.49506	155	12	12
TOTALS	RPI 1-25	RPI 26-50	W-L RECORDS	RPI 51-100	RPI 101-150	RPI 150+					
14-13-0	0-0-0	2-2-0	OVERALL	1-4-0	4-6-0	7-1-0					
9-5-0	0-0-0	1-2-0	HOME	1-0-0	1-2-0	6-1-0					
5-8-0	0-0-0	1-0-0	AWAY	0-4-0	3-4-0	1-0-0					
0-0-0	0-0-0	0-0-0	NEUTRAL	0-0-0	0-0-0	0-0-0					
11-4-0	0-0-0	1-0-0	NON-CONFERENCE	1-1-0	2-2-0	7-1-0					
8-3-0	0-0-0	0-0-0	HOME	1-0-0	1-2-0	6-1-0					
3-1-0	0-0-0	1-0-	AWAY	0-1-0	1-0-0	1-0-0					
0-0-0	0-0-0	0-0-0	NEUTRAL	0-0-0	0-0-0	0-0-0					
3-9-0	0-0-0	1-2-0	CONFERENCE	0-3-0	2-4-0	0-0-0					
1-2-0	0-0-0	1-2-0	HOME	0-0-0	0-0-0	0-0-0					
2-7-0	0-0-0	0-0-0	AWAY	0-3-0	2-4-0	0-0-0					
0-0-0	0-0-0	0-0-0	NEUTRAL	0-0-0	0-0-0	0-0-0					
RPI S Opponent	Score	RPI S Opponent	Score	RPI S Opponent	Score	RPI S Opponent	Score				
		41 H Sam Houston St.	2 6	83 A Incarnate Word	7 15	124 A Louisiana	10 3				
		41 H Sam Houston St.	2 8	83 A Incarnate Word	2 3	138 H Yale	6 8				
		41 H Sam Houston St.	6 4	83 A Incarnate Word	2 5	138 H Yale	8 7				
		44 A Southern Miss.	2 1	98 A South Alabama	7 22	138 H Yale	1 4				
				98 H South Alabama	7 5	146 A Nicholls St.	1 9				
						146 A Nicholls St.	2 3				
						146 A Nicholls St.	3 2				
						148 A Northwestern St.	1 8				
						148 A Northwestern St.	5 2				
						148 A Northwestern St.	3 4				
						167 H Michigan St.	6 4				
						167 H Michigan St.	4 1				
						167 H Michigan St.	4 8				
						168 H Rutgers	7 2				
						207 H Southern U.	9 6				
						242 H Butler	2 1				
						276 A Jackson St.	21 2				
						280 H Chicago St.	16 8				
LAST 10 GAMES											
		138 H Yale	6 8	207 H Southern U.	9 6						
		138 H Yale	8 7	41 H Sam Houston St.	2 8						
		83 A Incarnate Word	2 5	41 H Sam Houston St.	6 4						
		83 A Incarnate Word	2 3	41 H Sam Houston St.	2 6						
		83 A Incarnate Word	7 15	98 H South Alabama	7 5						

Non-Div. I Games:

New Orleans

Average RPI Win:		237	WON-LOST RECORD		WINNING PCT. RANK		LAST 10 GAMES		STRENGTH OF SCHEDULE		OPP. STRENGTH OF SCHEDULE		TEAM RPI		ADJ RPI		CONF. RPI		ADJ CONF. RPI					
DIV. I ONLY			21-5-0		.80769		7		8-2-0		296		149		150		.49747		150		24		24	
DIV. I NON-CONF.			16-4-0		.8		22		3-1-0		293		171		151		.49821		151		23		23	
TOTALS		RPI 1-25		RPI 26-50		W-L RECORDS		RPI 51-100		RPI 101-150		RPI 150+												
21-5-0		0-1-0		0-0-0		OVERALL		0-0-0		4-2-0		17-2-0												
13-0-0		0-0-0		0-0-0		HOME		0-0-0		0-0-0		13-0-0												
6-3-0		0-1-0		0-0-0		AWAY		0-0-0		4-2-0		2-0-0												
2-2-0		0-0-0		0-0-0		NEUTRAL		0-0-0		0-0-0		2-2-0												
16-4-0		0-1-0		0-0-0		NON-CONFERENCE		0-0-0		2-1-0		14-2-0												
10-0-0		0-0-0		0-0-0		HOME		0-0-0		0-0-0		10-0-0												
4-2-0		0-1-0		0-0-		AWAY		0-0-0		2-1-0		2-0-0												
2-2-0		0-0-0		0-0-0		NEUTRAL		0-0-0		0-0-0		2-2-0												
5-1-0		0-0-0		0-0-0		CONFERENCE		0-0-0		2-1-0		3-0-0												
3-0-0		0-0-0		0-0-0		HOME		0-0-0		0-0-0		3-0-0												
2-1-0		0-0-0		0-0-0		AWAY		0-0-0		2-1-0		0-0-0												
0-0-0		0-0-0		0-0-0		NEUTRAL		0-0-0		0-0-0		0-0-0												
RPI	S	Opponent		Score		RPI	S	Opponent		Score		RPI	S	Opponent		Score								
19	A	Louisville		1 6								115	A	Kent St.		3 2								
												115	A	Kent St.		2 12								
												115	A	Kent St.		5 1								
												139	A	Murray St.		5 7								
												139	A	Murray St.		10 3								
												139	A	Murray St.		14 4								
												200	N	Saint Louis		1 9								
												200	N	Saint Louis		3 10								
												200	N	Saint Louis		3 2								
												200	N	Saint Louis		9 7								
												215	A	Eastern Ky.		8 4								
												265	H	Eastern Mich.		13 3								
												265	H	Eastern Mich.		7 6								
												265	H	Eastern Mich.		7 6								
												270	H	St. Bonaventure		18 10								
												270	H	St. Bonaventure		7 6								
												270	H	St. Bonaventure		8 0								
												279	H	Youngstown St.		11 1								
												279	H	Youngstown St.		6 3								
												279	H	Youngstown St.		5 2								
												279	H	Youngstown St.		9 1								
						LAST 10 GAMES						283	H	Oakland		10 2								
						279	H	Youngstown St.		9 1		265	H	Eastern Mich.		13 3								
						279	H	Youngstown St.		5 2		265	H	Eastern Mich.		7 6								
						283	H	Oakland		10 2		19	A	Louisville		1 6								
						200	N	Saint Louis		3 10		115	A	Kent St.		5 1								
						265	H	Eastern Mich.		7 6		115	A	Kent St.		2 12								
												291	A	Northern Ky.		16 1								

Non-Div. I Games:

Miami (OH)

Average RPI Win: 141		WON-LOST RECORD		WINNING PCT. RANK		LAST 10 GAMES		STRENGTH OF SCHEDULE		OPP. STRENGTH OF SCHEDULE		TEAM RPI		ADJ RPI		CONF. RPI		ADJ CONF. RPI	
DIV. I ONLY		13-15-0		.46429 173		6-4-0		118		90		151		.49584 151		13		13	
DIV. I NON-CONF.		8-11-0		.42105 186		1-1-0		79		128		158		.49225 158		13		13	
TOTALS		RPI 1-25		RPI 26-50		W-L RECORDS		RPI 51-100		RPI 101-150		RPI 150+							
13-15-0		1-3-0		2-2-0		OVERALL		1-2-0		4-5-0		5-3-0							
9-10-0		0-0-0		2-2-0		HOME		1-1-0		2-4-0		4-3-0							
4-5-0		1-3-0		0-0-0		AWAY		0-1-0		2-1-0		1-0-0							
0-0-0		0-0-0		0-0-0		NEUTRAL		0-0-0		0-0-0		0-0-0							
8-11-0		1-3-0		0-1-0		NON-CONFERENCE		1-2-0		2-4-0		4-1-0							
6-7-0		0-0-0		0-1-0		HOME		1-1-0		2-4-0		3-1-0							
2-4-0		1-3-0		0-0-		AWAY		0-1-0		0-0-0		1-0-0							
0-0-0		0-0-0		0-0-0		NEUTRAL		0-0-0		0-0-0		0-0-0							
5-4-0		0-0-0		2-1-0		CONFERENCE		0-0-0		2-1-0		1-2-0							
3-3-0		0-0-0		2-1-0		HOME		0-0-0		0-0-0		1-2-0							
2-1-0		0-0-0		0-0-0		AWAY		0-0-0		2-1-0		0-0-0							
0-0-0		0-0-0		0-0-0		NEUTRAL		0-0-0		0-0-0		0-0-0							
RPI	S	Opponent		Score		RPI	S	Opponent		Score		RPI	S	Opponent		Score			
4	A	Auburn		0	6	27	H	Missouri		11	12	56	H	Texas St.		3	8		
4	A	Auburn		3	8	44	H	Southern Miss.		6	5	75	A	Houston		2	4		
4	A	Auburn		0	5	44	H	Southern Miss.		6	14	79	H	A&M-Corpus Christi		10	7		
17	A	Texas		10	7	44	H	Southern Miss.		12	2								

Non-Div. I Games:

UTSA

Average RPI Win: 160		WON-LOST	WINNING	LAST 10	STRENGTH OF		OPP. STRENGTH	TEAM	ADJ		CONF.	ADJ CONF.
Average RPI Loss: 78		RECORD	PCT. RANK	GAMES	SCHEDULE		OF SCHEDULE	RPI	RPI		RPI	RPI
DIV. I ONLY		11-17-0	.39286	214	70		95	152	.49526		152	9
DIV. I NON-CONF.		9-10-0	.47368	160	117		134	144	.50346		144	9
TOTALS		RPI 1-25	RPI 26-50		W-L RECORDS		RPI 51-100		RPI 101-150		RPI 150+	
11-17-0		0-2-0	0-4-0		OVERALL		3-7-0		2-3-0		6-1-0	
7-7-0		0-0-0	0-3-0		HOME		2-1-0		1-2-0		4-1-0	
1-8-0		0-1-0	0-1-0		AWAY		1-5-0		0-1-0		0-0-0	
3-2-0		0-1-0	0-0-0		NEUTRAL		0-1-0		1-0-0		2-0-0	
9-10-0		0-2-0	0-1-0		NON-CONFERENCE		1-3-0		2-3-0		6-1-0	
5-3-0		0-0-0	0-0-0		HOME		0-0-0		1-2-0		4-1-0	
1-5-0		0-1-0	0-0-		AWAY		1-2-0		0-1-0		0-0-0	
3-2-0		0-1-0	0-0-0		NEUTRAL		0-1-0		1-0-0		2-0-0	
2-7-0		0-0-0	0-3-0		CONFERENCE		2-4-0		0-0-0		0-0-0	
2-4-0		0-0-0	0-3-0		HOME		2-1-0		0-0-0		0-0-0	
0-3-0		0-0-0	0-0-0		AWAY		0-3-0		0-0-0		0-0-0	
0-0-0		0-0-0	0-0-0		NEUTRAL		0-0-0		0-0-0		0-0-0	
RPI S	Opponent	Score	RPI S	Opponent	Score	RPI S	Opponent	Score	RPI S	Opponent	Score	
7 N	Tennessee	2 7	34 H	Coastal Caro.	3 13	56 A	Texas St.	5 6	114 N	North Florida	7 4	
10 A	LSU	7 12	34 H	Coastal Caro.	2 14	56 A	Texas St.	1 13	122 H	McNeese	2 10	
			34 H	Coastal Caro.	7 15	56 A	Texas St.	1 5	122 H	McNeese	10 5	
			44 A	Southern Miss.	4 5	60 A	Louisiana Tech	9 4	122 H	McNeese	12 13	
						74 H	Ga. Southern	8 9	148 A	Northwestern St.	0 15	
						74 H	Ga. Southern	8 5	170 N	Western Ky.	4 3	
						74 H	Ga. Southern	4 2	184 N	Army West Point	10 3	
						84 N	Air Force	0 1	207 H	Southern U.	10 6	
						99 A	Southeastern La.	1 7	239 H	SIUE	4 1	
						99 A	Southeastern La.	3 10	239 H	SIUE	4 12	
									239 H	SIUE	12 3	
									276 H	Jackson St.	10 1	
LAST 10 GAMES												
239 H	SIUE	4 12	60 A	Louisiana Tech	9 4							
74 H	Ga. Southern	8 5	56 A	Texas St.	1 13							
74 H	Ga. Southern	4 2	56 A	Texas St.	5 6							
74 H	Ga. Southern	8 9	56 A	Texas St.	1 5							
276 H	Jackson St.	10 1	44 A	Southern Miss.	4 5							

Non-Div. I Games:

La.-Monroe

Average RPI Win:	209	WON-LOST	WINNING	LAST 10	STRENGTH OF	OPP. STRENGTH	TEAM	ADJ	CONF.	ADJ CONF.	
Average RPI Loss:	157	RECORD	PCT. RANK	GAMES	SCHEDULE	OF SCHEDULE	RPI	RPI	RPI	RPI	
DIV. I ONLY	16-12-0	.57143	102	8-2-0	234	153	153	.49517	153	8	8
DIV. I NON-CONF.	14-10-0	.58333	112	6-1-0	190	199	138	.50721	138	6	6
<hr/>											
TOTALS	RPI 1-25	RPI 26-50		W-L RECORDS		RPI 51-100		RPI 101-150		RPI 150+	
16-12-0	0-0-0	0-1-0		OVERALL		0-2-0		0-1-0		16-8-0	
7-2-0	0-0-0	0-0-0		HOME		0-0-0		0-0-0		7-2-0	
5-7-0	0-0-0	0-0-0		AWAY		0-2-0		0-0-0		5-5-0	
4-3-0	0-0-0	0-1-0		NEUTRAL		0-0-0		0-1-0		4-1-0	
<hr/>											
14-10-0	0-0-0	0-1-0		NON-CONFERENCE		0-2-0		0-1-0		14-6-0	
7-2-0	0-0-0	0-0-0		HOME		0-0-0		0-0-0		7-2-0	
3-6-0	0-0-0	0-0-		AWAY		0-2-0		0-0-0		3-4-0	
4-2-0	0-0-0	0-1-0		NEUTRAL		0-0-0		0-1-0		4-0-0	
<hr/>											
2-2-0	0-0-0	0-0-0		CONFERENCE		0-0-0		0-0-0		2-2-0	
0-0-0	0-0-0	0-0-0		HOME		0-0-0		0-0-0		0-0-0	
2-1-0	0-0-0	0-0-0		AWAY		0-0-0		0-0-0		2-1-0	
0-1-0	0-0-0	0-0-0		NEUTRAL		0-0-0		0-0-0		0-1-0	
<hr/>											
RPI S	Opponent	Score	RPI S	Opponent	Score	RPI S	Opponent	Score	RPI S	Opponent	Score
			40 N	BYU	1 5	79 A	A&M-Corpus Christi	2 3	110 N	Western Caro.	5 8
						79 A	A&M-Corpus Christi	7 8	162 A	Wofford	6 8
									167 N	Michigan St.	1 7
									168 A	Rutgers	2 0
									168 A	Rutgers	2 3
									168 A	Rutgers	5 3
									175 A	FGCU	2 0
									179 A	Furman	10 11
									187 H	Lipscomb	3 9
									187 H	Lipscomb	14 3
									187 H	Lipscomb	7 6
									195 H	Toledo	9 4
									198 H	Hawaii	6 4
									198 H	Hawaii	7 5
									198 H	Hawaii	3 15
									198 H	Hawaii	6 5
									213 N	Oral Roberts	8 3
									221 N	Seton Hall	4 3
									221 N	Seton Hall	6 0
									221 N	Seton Hall	5 3
									255 A	Bethune-Cookman	3 8
									255 A	Bethune-Cookman	16 9
									255 A	Bethune-Cookman	3 4
									255 A	Bethune-Cookman	6 0
									291 H	Northern Ky.	10 8
<hr/>											
			LAST 10 GAMES								
			168 A	Rutgers	2 3	198 H	Hawaii	3 15	255 A	Bethune-Cookman	3 4
			168 A	Rutgers	2 0	198 H	Hawaii	7 5	255 A	Bethune-Cookman	6 0
			179 A	Furman	10 11	198 H	Hawaii	6 5	291 H	Northern Ky.	10 8
			168 A	Rutgers	5 3	198 H	Hawaii	6 4			
			195 H	Toledo	9 4	291 H	Northern Ky.	10 8			

Non-Div. I Games:

Ohio St.

[illegible]

Non-Div. I Games:

Northeastern

Average RPI Win:		191	WON-LOST		WINNING		LAST 10		STRENGTH OF		OPP. STRENGTH		TEAM		ADJ		CONF.		ADJ CONF.				
Average RPI Loss:		102	RECORD		PCT. RANK		GAMES		SCHEDULE		OF SCHEDULE		RPI		RPI		RPI		RPI				
DIV. I ONLY			13-12-1		.51923 135		7-3-0		209		98		155		.49069 155		23		23				
DIV. I NON-CONF.			9-10-1		.475 159		3-1-0		161		115		154		.49533 154		25		25				
TOTALS		RPI 1-25		RPI 26-50		W-L RECORDS		RPI 51-100		RPI 101-150		RPI 150+											
13-12-1		0-6-0		0-0-0		OVERALL		0-0-0		2-1-0		11-5-1											
8-4-0		0-0-0		0-0-0		HOME		0-0-0		2-0-0		6-4-0											
4-8-1		0-6-0		0-0-0		AWAY		0-0-0		0-1-0		4-1-1											
1-0-0		0-0-0		0-0-0		NEUTRAL		0-0-0		0-0-0		1-0-0											
9-10-1		0-6-0		0-0-0		NON-CONFERENCE		0-0-0		2-1-0		7-3-1											
6-3-0		0-0-0		0-0-0		HOME		0-0-0		2-0-0		4-3-0											
2-7-1		0-6-0		0-0-		AWAY		0-0-0		0-1-0		2-0-1											
1-0-0		0-0-0		0-0-0		NEUTRAL		0-0-0		0-0-0		1-0-0											
4-2-0		0-0-0		0-0-0		CONFERENCE		0-0-0		0-0-0		4-2-0											
2-1-0		0-0-0		0-0-0		HOME		0-0-0		0-0-0		2-1-0											
2-1-0		0-0-0		0-0-0		AWAY		0-0-0		0-0-0		2-1-0											
0-0-0		0-0-0		0-0-0		NEUTRAL		0-0-0		0-0-0		0-0-0											
RPI	S	Opponent		Score		RPI	S	Opponent		Score		RPI	S	Opponent		Score							
3	A	Vanderbilt		1	5							105	A	Ball St.		6	11						
3	A	Vanderbilt		3	11							105	H	Ball St.		5	4						
3	A	Vanderbilt		0	2							115	H	Kent St.		12	5						
24	A	Georgia		1	13							161	H	Massachusetts		6	0						
24	A	Georgia		1	5							161	H	Massachusetts		2	9						
24	A	Georgia		7	10							161	H	Massachusetts		11	2						
												190	H	Canisius		6	2						
												190	H	Canisius		1	2						
												190	H	Canisius		17	13						
												200	A	Saint Louis		3	2						
												200	A	Saint Louis		4	2						
												200	A	Saint Louis		3	4						
												215	A	Eastern Ky.		17	5						
												221	N	Seton Hall		2	1						
												224	A	Ohio		12	5						
												224	H	Ohio		2	4						
												224	H	Ohio		15	5						
												265	H	Eastern Mich.		2	10						
												272	H	Purdue Fort Wayne		9	3						
												296	A	Fairleigh Dickinson		3	3						
LAST 10 GAMES																							
						161 H Massachusetts 11 2						161 H Massachusetts 6 0											
						105 A Ball St. 6 11						115 H Kent St. 12 5											
						190 H Canisius 1 2						200 A Saint Louis 4 2											
						296 A Fairleigh Dickinson 3 3						200 A Saint Louis 3 4											
						161 H Massachusetts 2 9						200 A Saint Louis 3 2											

Non-Div. I Games:

Dayton

Average RPI Win: 207		WON-LOST	WINNING	LAST 10	STRENGTH OF		OPP. STRENGTH	TEAM	ADJ	CONF.	ADJ CONF.
Average RPI Loss: 88		RECORD	PCT. RANK	GAMES	SCHEDULE		OF SCHEDULE	RPI	RPI	RPI	RPI
DIV. I ONLY		13-16-0	.44828	178	3-7-0		56	232	156	.49007	156
DIV. I NON-CONF.		11-12-0	.47826	157	1-3-0		102	245	177	.48101	177
TOTALS		RPI 1-25	RPI 26-50		W-L RECORDS		RPI 51-100		RPI 101-150		RPI 150+
13-16-0	0-0-0	0-4-0		OVERALL		3-8-0		0-0-0		10-4-0	
11-10-0	0-0-0	0-4-0		HOME		3-4-0		0-0-0		8-2-0	
2-6-0	0-0-0	0-0-0		AWAY		0-4-0		0-0-0		2-2-0	
0-0-0	0-0-0	0-0-0		NEUTRAL		0-0-0		0-0-0		0-0-0	
11-12-0	0-0-0	0-4-0		NON-CONFERENCE		2-6-0		0-0-0		9-2-0	
10-8-0	0-0-0	0-4-0		HOME		2-2-0		0-0-0		8-2-0	
1-4-0	0-0-0	0-0-		AWAY		0-4-0		0-0-0		1-0-0	
0-0-0	0-0-0	0-0-0		NEUTRAL		0-0-0		0-0-0		0-0-0	
2-4-0	0-0-0	0-0-0		CONFERENCE		1-2-0		0-0-0		1-2-0	
1-2-0	0-0-0	0-0-0		HOME		1-2-0		0-0-0		0-0-0	
1-2-0	0-0-0	0-0-0		AWAY		0-0-0		0-0-0		1-2-0	
0-0-0	0-0-0	0-0-0		NEUTRAL		0-0-0		0-0-0		0-0-0	
RPI S	Opponent	Score	RPI S	Opponent	Score	RPI S	Opponent	Score	RPI S	Opponent	Score
29 H	Georgia Tech	8 14	52 H	Evansville	2 7	157 H	Binghamton	10 3			
36 H	Indiana St.	4 9	52 H	Evansville	5 4	157 H	Binghamton	7 10			
36 H	Indiana St.	7 12	52 H	Evansville	7 6	157 H	Binghamton	4 6			
36 H	Indiana St.	3 7	74 A	Ga. Southern	3 13	162 A	Wofford	2 11			
			74 H	Ga. Southern	3 7	162 A	Wofford	1 4			
			80 H	UNC Greensboro	3 5	162 A	Wofford	4 1			
			80 H	UNC Greensboro	8 1	214 H	Georgia St.	14 11			
			80 H	UNC Greensboro	4 9	263 H	Savannah St.	8 1			
			91 A	Florida St.	1 12	282 A	Florida A&M	7 6			
			91 A	Florida St.	5 9	282 H	Florida A&M	16 3			
			91 A	Florida St.	1 5	282 H	Florida A&M	5 1			
						289 H	Alabama A&M	8 7			
						289 H	Alabama A&M	10 1			
						289 H	Alabama A&M	21 0			
LAST 10 GAMES											
36 H	Indiana St.	3 7	80 H	UNC Greensboro	3 5						
162 A	Wofford	4 1	80 H	UNC Greensboro	8 1						
162 A	Wofford	2 11	80 H	UNC Greensboro	4 9						
162 A	Wofford	1 4	29 H	Georgia Tech	8 14						
74 H	Ga. Southern	3 7	157 H	Binghamton	10 3						

Non-Div. I Games:

Mercer

Average RPI Win:	231	WON-LOST	WINNING	LAST 10	STRENGTH OF	OPP. STRENGTH	TEAM	ADJ	CONF.	ADJ CONF.	
Average RPI Loss:	156	RECORD	PCT. RANK	GAMES	SCHEDULE	OF SCHEDULE	RPI	RPI	RPI	RPI	
DIV. I ONLY	10-11-0	.47619	170	5-5-0	212	236	157	.48916	157	21	21
DIV. I NON-CONF.	7-9-0	.4375	176	2-3-0	132	244	124	.51432	124	18	18
<hr/>											
TOTALS	RPI 1-25	RPI 26-50		W-L RECORDS		RPI 51-100		RPI 101-150		RPI 150+	
10-11-0	0-0-0	0-0-0		OVERALL		0-3-0		0-1-0		10-7-0	
1-1-0	0-0-0	0-0-0		HOME		0-0-0		0-0-0		1-1-0	
9-7-0	0-0-0	0-0-0		AWAY		0-0-0		0-1-0		9-6-0	
0-3-0	0-0-0	0-0-0		NEUTRAL		0-3-0		0-0-0		0-0-0	
7-9-0	0-0-0	0-0-0		NON-CONFERENCE		0-3-0		0-1-0		7-5-0	
0-0-0	0-0-0	0-0-0		HOME		0-0-0		0-0-0		0-0-0	
7-6-0	0-0-0	0-0-		AWAY		0-0-0		0-1-0		7-5-0	
0-3-0	0-0-0	0-0-0		NEUTRAL		0-3-0		0-0-0		0-0-0	
3-2-0	0-0-0	0-0-0		CONFERENCE		0-0-0		0-0-0		3-2-0	
1-1-0	0-0-0	0-0-0		HOME		0-0-0		0-0-0		1-1-0	
2-1-0	0-0-0	0-0-0		AWAY		0-0-0		0-0-0		2-1-0	
0-0-0	0-0-0	0-0-0		NEUTRAL		0-0-0		0-0-0		0-0-0	
RPI	S	Opponent	Score	RPI	S	Opponent	Score	RPI	S	Opponent	Score
						70 N	Michigan	0		131 A	Penn St.
						70 N	Michigan	2		156 A	Mercer
						70 N	Michigan	4		156 A	Mercer
										156 A	Mercer
										159 A	Old Dominion
										159 A	Old Dominion
										201 A	Marshall
										201 A	Marshall
										205 H	Maine
										205 H	Maine
										228 A	Kennesaw St.
										228 A	Kennesaw St.
										271 A	Albany (NY)
										271 A	Albany (NY)
										271 A	Albany (NY)
										273 A	VMI
										273 A	VMI
										273 A	VMI
<hr/>											
LAST 10 GAMES											
						201 A	Marshall	3		131 A	Penn St.
						205 H	Maine	4		205 H	Maine
						271 A	Albany (NY)	11		228 A	Kennesaw St.
						271 A	Albany (NY)	15		228 A	Kennesaw St.
						271 A	Albany (NY)	3		156 A	Mercer

Non-Div. I Games:

Binghamton

Average RPI Win: 202		WON-LOST	WINNING	LAST 10	STRENGTH OF		OPP. STRENGTH	TEAM	ADJ	CONF.	ADJ CONF.
Average RPI Loss: 105		RECORD	PCT. RANK	GAMES	SCHEDULE		OF SCHEDULE	RPI	RPI	RPI	RPI
DIV. I ONLY		9-12-1	.43182 188	2-8-0	164		218	158	.48892 158	17	17
DIV. I NON-CONF.		7-8-1	.46875 164	0-4-0	266		228	208	.46228 208	19	19
TOTALS		RPI 1-25	RPI 26-50	W-L RECORDS	RPI 51-100		RPI 101-150	RPI 150+			
9-12-1	0-0-0		0-0-0	OVERALL	2-7-0		1-4-0	6-1-1			
1-2-0	0-0-0		0-0-0	HOME	1-2-0		0-0-0	0-0-0			
4-7-0	0-0-0		0-0-0	AWAY	1-5-0		0-2-0	3-0-0			
4-3-1	0-0-0		0-0-0	NEUTRAL	0-0-0		1-2-0	3-1-1			
7-8-1	0-0-0		0-0-0	NON-CONFERENCE	0-3-0		1-4-0	6-1-1			
0-0-0	0-0-0		0-0-0	HOME	0-0-0		0-0-0	0-0-0			
3-5-0	0-0-0		0-0-	AWAY	0-3-0		0-2-0	3-0-0			
4-3-1	0-0-0		0-0-0	NEUTRAL	0-0-0		1-2-0	3-1-1			
2-4-0	0-0-0		0-0-0	CONFERENCE	2-4-0		0-0-0	0-0-0			
1-2-0	0-0-0		0-0-0	HOME	1-2-0		0-0-0	0-0-0			
1-2-0	0-0-0		0-0-0	AWAY	1-2-0		0-0-0	0-0-0			
0-0-0	0-0-0		0-0-0	NEUTRAL	0-0-0		0-0-0	0-0-0			
RPI S	Opponent	Score	RPI S	Opponent	Score	RPI S	Opponent	Score	RPI S	Opponent	Score
						63 H Jacksonville	2	5	107 A Morehead St.	7	11
						63 H Jacksonville	5	6	107 A Morehead St.	5	21
						63 H Jacksonville	5	2	136 N Purdue	2	3
						78 A Liberty	2	8	136 N Purdue	8	9
						78 A Liberty	9	2	136 N Purdue	9	3
						78 A Liberty	1	8	221 N Seton Hall	5	8
						89 A ETSU	1	8	233 A Manhattan	9	7
						89 A ETSU	2	12	258 A Norfolk St.	11	5
						89 A ETSU	2	3	258 A Norfolk St.	4	3
									265 N Eastern Mich.	5	4
									265 N Eastern Mich.	9	9
									265 N Eastern Mich.	10	9
									265 N Eastern Mich.	10	4
LAST 10 GAMES											
						63 H Jacksonville	5	2	258 A Norfolk St.	4	3
						63 H Jacksonville	2	5	258 A Norfolk St.	11	5
						136 N Purdue	2	3	265 N Eastern Mich.	10	9
						136 N Purdue	8	9	89 A ETSU	1	8
						136 N Purdue	9	3	107 A Morehead St.	5	21

Non-Div. I Games:

NJIT

Average RPI Win:	162	WON-LOST RECORD	WINNING PCT. RANK	LAST 10 GAMES	STRENGTH OF SCHEDULE	OPP. STRENGTH OF SCHEDULE	TEAM RPI	ADJ RPI	CONF. RPI	ADJ CONF. RPI	
DIV. I ONLY	16-11-0	.59259	93	4-6-0	228	49	159	.48889	159	13	13
DIV. I NON-CONF.	15-3-0	.83333	12	3-0-0	232	72	71	.55078	71	13	13
<hr/>											
TOTALS	RPI 1-25	RPI 26-50		W-L RECORDS		RPI 51-100		RPI 101-150		RPI 150+	
16-11-0	0-0-0	2-3-0		OVERALL		1-0-0		3-6-0		10-2-0	
13-7-0	0-0-0	1-0-0		HOME		1-0-0		1-5-0		10-2-0	
3-4-0	0-0-0	1-3-0		AWAY		0-0-0		2-1-0		0-0-0	
0-0-0	0-0-0	0-0-0		NEUTRAL		0-0-0		0-0-0		0-0-0	
15-3-0	0-0-0	2-0-0		NON-CONFERENCE		1-0-0		3-3-0		9-0-0	
12-2-0	0-0-0	1-0-0		HOME		1-0-0		1-2-0		9-0-0	
3-1-0	0-0-0	1-0-		AWAY		0-0-0		2-1-0		0-0-0	
0-0-0	0-0-0	0-0-0		NEUTRAL		0-0-0		0-0-0		0-0-0	
1-8-0	0-0-0	0-3-0		CONFERENCE		0-0-0		0-3-0		1-2-0	
1-5-0	0-0-0	0-0-0		HOME		0-0-0		0-3-0		1-2-0	
0-3-0	0-0-0	0-3-0		AWAY		0-0-0		0-0-0		0-0-0	
0-0-0	0-0-0	0-0-0		NEUTRAL		0-0-0		0-0-0		0-0-0	
RPI	S	Opponent	Score	RPI	S	Opponent	Score	RPI	S	Opponent	Score
44	A	Southern Miss.	4 14	71	H	Campbell	4 3	117	H	Rice	10 14
44	A	Southern Miss.	0 9					117	H	Rice	1 3
44	A	Southern Miss.	0 11					117	H	Rice	2 11
49	A	William & Mary	4 2					137	A	Kansas St.	5 0
49	H	William & Mary	6 3					137	A	Kansas St.	8 2
								137	A	Kansas St.	2 6
								142	H	High Point	7 0
								142	H	High Point	4 5
								142	H	High Point	5 7
								157	H	Binghamton	12 9
								157	H	Binghamton	2 1
								168	H	Rutgers	12 2
								168	H	Rutgers	12 5
								168	H	Rutgers	3 2
								182	H	Charlotte	7 8
								182	H	Charlotte	10 0
								182	H	Charlotte	8 11
								241	H	Princeton	3 1
								241	H	Princeton	15 1
								258	H	Norfolk St.	11 0
								273	H	VMI	5 0
LAST 10 GAMES											
117	H	Rice	2 11	49	A	William & Mary	4 2				
117	H	Rice	10 14	44	A	Southern Miss.	0 9				
142	H	High Point	4 5	44	A	Southern Miss.	4 14				
142	H	High Point	7 0	44	A	Southern Miss.	0 11				
117	H	Rice	1 3	241	H	Princeton	15 1				

Non-Div. I Games:

Old Dominion

Average RPI Win: 193		WON-LOST RECORD	WINNING PCT. RANK	LAST 10 GAMES	STRENGTH OF SCHEDULE	OPP. STRENGTH OF SCHEDULE	TEAM RPI	ADJ RPI	CONF. RPI	ADJ CONF. RPI	
Average RPI Loss: 99											
DIV. I ONLY		12-17-0	.41379 203	2-8-0	86	168	160	.48797 160	13	13	
DIV. I NON-CONF.		11-9-0	.55 128	1-2-0	118	187	134	.50786 134	13	13	
<hr/>											
TOTALS		RPI 1-25	RPI 26-50		W-L RECORDS		RPI 51-100		RPI 101-150		RPI 150+
12-17-0		0-1-0	0-4-0		OVERALL		1-6-0		4-1-0		7-5-0
11-6-0		0-1-0	0-0-0		HOME		1-2-0		4-1-0		6-2-0
1-11-0		0-0-0	0-4-0		AWAY		0-4-0		0-0-0		1-3-0
0-0-0		0-0-0	0-0-0		NEUTRAL		0-0-0		0-0-0		0-0-0
11-9-0		0-1-0	0-4-0		NON-CONFERENCE		0-1-0		4-1-0		7-2-0
10-4-0		0-1-0	0-0-0		HOME		0-0-0		4-1-0		6-2-0
1-5-0		0-0-0	0-0-		AWAY		0-1-0		0-0-0		1-0-0
0-0-0		0-0-0	0-0-0		NEUTRAL		0-0-0		0-0-0		0-0-0
1-8-0		0-0-0	0-0-0		CONFERENCE		1-5-0		0-0-0		0-3-0
1-2-0		0-0-0	0-0-0		HOME		1-2-0		0-0-0		0-0-0
0-6-0		0-0-0	0-0-0		AWAY		0-3-0		0-0-0		0-3-0
0-0-0		0-0-0	0-0-0		NEUTRAL		0-0-0		0-0-0		0-0-0
RPI S	Opponent	Score	RPI S	Opponent	Score	RPI S	Opponent	Score	RPI S	Opponent	Score
4 H	Auburn	5 13	28 A	Mississippi St.	2 3	55 A	Alabama	3 4	132 H	Samford	9 0
			30 A	Ole Miss	4 13	60 A	Louisiana Tech	6 7	135 H	Troy	8 6
			30 A	Ole Miss	1 2	60 A	Louisiana Tech	2 3	141 H	Radford	5 1
			30 A	Ole Miss	9 15	60 A	Louisiana Tech	2 5	141 H	Radford	11 8
						94 H	Fla. Atlantic	2 6	141 H	Radford	7 8
						94 H	Fla. Atlantic	6 9	170 A	Western Ky.	5 6
						94 H	Fla. Atlantic	6 5	170 A	Western Ky.	4 5
									170 A	Western Ky.	3 5
									197 H	Jacksonville St.	3 5
									236 H	Holy Cross	20 6
									236 H	Holy Cross	8 2
									236 H	Holy Cross	6 2
									239 H	SIUE	5 3
									239 H	SIUE	8 3
									239 H	SIUE	13 5
									250 A	Alabama St.	10 6
									289 H	Alabama A&M	8 16
			LAST 10 GAMES								
			141 H	Radford	11 8	60 A	Louisiana Tech	2 3			
			239 H	SIUE	5 3	132 H	Samford	9 0			
			239 H	SIUE	13 5	94 H	Fla. Atlantic	6 5			
			60 A	Louisiana Tech	2 5	94 H	Fla. Atlantic	2 6			
			60 A	Louisiana Tech	6 7	94 H	Fla. Atlantic	6 9			

Non-Div. I Games:

UAB

Average RPI Win:	188	WON-LOST	WINNING	LAST 10	STRENGTH OF	OPP. STRENGTH	TEAM	ADJ	CONF.	ADJ CONF.	
Average RPI Loss:	151	RECORD	PCT. RANK	GAMES	SCHEDULE	OF SCHEDULE	RPI	RPI	RPI	RPI	
DIV. I ONLY	5-15-0	.25	268	1-9-0	47	263	161	.48777	161	23	23
DIV. I NON-CONF.	4-10-0	.28571	235	0-4-0	70	283	165	.48649	165	25	25
<hr/>											
TOTALS	RPI 1-25	RPI 26-50		W-L RECORDS		RPI 51-100		RPI 101-150		RPI 150+	
5-15-0	0-0-0	0-0-0		OVERALL		0-5-0		1-2-0		4-8-0	
0-0-0	0-0-0	0-0-0		HOME		0-0-0		0-0-0		0-0-0	
4-14-0	0-0-0	0-0-0		AWAY		0-5-0		1-2-0		3-7-0	
1-1-0	0-0-0	0-0-0		NEUTRAL		0-0-0		0-0-0		1-1-0	
4-10-0	0-0-0	0-0-0		NON-CONFERENCE		0-2-0		1-2-0		3-6-0	
0-0-0	0-0-0	0-0-0		HOME		0-0-0		0-0-0		0-0-0	
3-9-0	0-0-0	0-0-		AWAY		0-2-0		1-2-0		2-5-0	
1-1-0	0-0-0	0-0-0		NEUTRAL		0-0-0		0-0-0		1-1-0	
1-5-0	0-0-0	0-0-0		CONFERENCE		0-3-0		0-0-0		1-2-0	
0-0-0	0-0-0	0-0-0		HOME		0-0-0		0-0-0		0-0-0	
1-5-0	0-0-0	0-0-0		AWAY		0-3-0		0-0-0		1-2-0	
0-0-0	0-0-0	0-0-0		NEUTRAL		0-0-0		0-0-0		0-0-0	
RPI	S	Opponent	Score	RPI	S	Opponent	Score	RPI	S	Opponent	Score
						73 A VCU	2 5			106 A UTRGV	14 11
						73 A VCU	2 7			106 A UTRGV	6 12
						73 A VCU	1 3			106 A UTRGV	1 4
						79 A A&M-Corpus Christi	9 12			155 A Dayton	9 2
						83 A Incarnate Word	4 19			155 A Dayton	2 11
										155 A Dayton	0 6
										169 A Navy	4 12
										169 A Navy	3 0
										228 A Kennesaw St.	2 12
										228 A Kennesaw St.	7 12
										228 A Kennesaw St.	0 9
										236 A Holy Cross	2 11
										256 A Central Conn. St.	2 1
										256 N Central Conn. St.	1 0
										271 N Albany (NY)	6 7

Non-Div. I Games:

Massachusetts

W
o
f
f
o
r
d

Wofford

Average RPI Win:	250	WON-LOST RECORD	WINNING PCT. RANK	LAST 10 GAMES	STRENGTH OF SCHEDULE	OPP. STRENGTH OF SCHEDULE	TEAM RPI	ADJ RPI	CONF. RPI	ADJ CONF. RPI	
DIV. I ONLY		12-11-0	.52174 131	8-2-0	211	261	163	.48685 163	21	21	
DIV. I NON-CONF.		11-6-0	.64706 75	7-0-0	178	287	91	.5323 91	18	18	
<hr/>											
TOTALS	RPI 1-25	RPI 26-50		W-L RECORDS	RPI 51-100		RPI 101-150		RPI 150+		
12-11-0	0-0-0	0-3-0		OVERALL	0-0-0		0-3-0		12-5-0		
2-2-0	0-0-0	0-0-0		HOME	0-0-0		0-0-0		2-2-0		
6-7-0	0-0-0	0-3-0		AWAY	0-0-0		0-3-0		6-1-0		
4-2-0	0-0-0	0-0-0		NEUTRAL	0-0-0		0-0-0		4-2-0		
11-6-0	0-0-0	0-3-0		NON-CONFERENCE	0-0-0		0-0-0		11-3-0		
1-0-0	0-0-0	0-0-0		HOME	0-0-0		0-0-0		1-0-0		
6-4-0	0-0-0	0-0-		AWAY	0-0-0		0-0-0		6-1-0		
4-2-0	0-0-0	0-0-0		NEUTRAL	0-0-0		0-0-0		4-2-0		
1-5-0	0-0-0	0-0-0		CONFERENCE	0-0-0		0-3-0		1-2-0		
1-2-0	0-0-0	0-0-0		HOME	0-0-0		0-0-0		1-2-0		
0-3-0	0-0-0	0-0-0		AWAY	0-0-0		0-3-0		0-0-0		
0-0-0	0-0-0	0-0-0		NEUTRAL	0-0-0		0-0-0		0-0-0		
RPI S	Opponent	Score	RPI S	Opponent	Score	RPI S	Opponent	Score	RPI S	Opponent	Score
			37 A	Miami (FL)	2 8				120 A	Stony Brook	3 4
			37 A	Miami (FL)	1 20				120 A	Stony Brook	3 9
			37 A	Miami (FL)	2 3				120 A	Stony Brook	5 8
									166 N	UNC Asheville	12 0
									166 N	UNC Asheville	3 2
									166 N	UNC Asheville	14 17
									169 A	Navy	4 13
									199 H	UMass Lowell	8 5
									199 H	UMass Lowell	2 8
									199 H	UMass Lowell	3 8
									225 A	Coppin St.	16 2
									253 H	George Mason	9 3
									268 N	Delaware St.	5 6
									268 N	Delaware St.	3 2
									268 N	Delaware St.	10 5
									281 A	George Washington	14 12
									294 A	Mt. St. Mary's	9 4
									294 A	Mt. St. Mary's	6 5
									294 A	Mt. St. Mary's	6 5
									294 A	Mt. St. Mary's	10 4
LAST 10 GAMES											
			294 A	Mt. St. Mary's	10 4		120 A	Stony Brook	5 8		
			294 A	Mt. St. Mary's	6 5		294 A	Mt. St. Mary's	6 5		
			120 A	Stony Brook	3 9		294 A	Mt. St. Mary's	9 4		
			120 A	Stony Brook	3 4		281 A	George Washington	14 12		
			199 H	UMass Lowell	8 5		199 H	UMass Lowell	2 8		

Non-Div. I Games:

UMBC

Average RPI Win:		209	WON-LOST RECORD		WINNING PCT. RANK		LAST 10 GAMES		STRENGTH OF SCHEDULE		OPP. STRENGTH OF SCHEDULE		TEAM RPI		ADJ RPI		CONF. RPI		ADJ CONF. RPI	
DIV. I ONLY			14-10-0		.58333 97		8-2-0		276		131		164		.4868 164		26		26	
DIV. I NON-CONF.			7-8-0		.46667 165		1-0-0		252		85		181		.47865 181		26		26	
TOTALS		RPI 1-25		RPI 26-50		W-L RECORDS		RPI 51-100		RPI 101-150		RPI 150+								
14-10-0		0-0-0		1-0-0		OVERALL		0-1-0		0-0-0		13-9-0								
0-0-0		0-0-0		0-0-0		HOME		0-0-0		0-0-0		0-0-0								
8-5-0		0-0-0		0-0-0		AWAY		0-1-0		0-0-0		8-4-0								
6-5-0		0-0-0		1-0-0		NEUTRAL		0-0-0		0-0-0		5-5-0								
7-8-0		0-0-0		1-0-0		NON-CONFERENCE		0-1-0		0-0-0		6-7-0								
0-0-0		0-0-0		0-0-0		HOME		0-0-0		0-0-0		0-0-0								
3-4-0		0-0-0		0-0-		AWAY		0-1-0		0-0-0		3-3-0								
4-4-0		0-0-0		1-0-0		NEUTRAL		0-0-0		0-0-0		3-4-0								
7-2-0		0-0-0		0-0-0		CONFERENCE		0-0-0		0-0-0		7-2-0								
0-0-0		0-0-0		0-0-0		HOME		0-0-0		0-0-0		0-0-0								
5-1-0		0-0-0		0-0-0		AWAY		0-0-0		0-0-0		5-1-0								
2-1-0		0-0-0		0-0-0		NEUTRAL		0-0-0		0-0-0		2-1-0								
RPI	S	Opponent		Score		RPI	S	Opponent		Score		RPI	S	Opponent		Score				
						27	N	Missouri	6	3										

Non-Div. I Games:

South Dakota St.

Average RPI Win: 152		WON-LOST RECORD	WINNING PCT. RANK	LAST 10 GAMES	STRENGTH OF SCHEDULE	OPP. STRENGTH OF SCHEDULE	TEAM RPI	ADJ RPI	CONF. RPI	ADJ CONF. RPI	
Average RPI Loss: 119											
DIV. I ONLY		14-13-0	.51852 136	5-5-0	233	52	165	.48625 165	10	10	
DIV. I NON-CONF.		9-6-0	.6 96	2-1-0	282	51	193	.47107 193	10	10	
<hr/>											
TOTALS		RPI 1-25	RPI 26-50		W-L RECORDS		RPI 51-100		RPI 101-150		RPI 150+
14-13-0		0-1-0	0-0-0		OVERALL		4-2-0		5-8-0		5-2-0
6-6-0		0-0-0	0-0-0		HOME		2-2-0		3-2-0		1-2-0
7-6-0		0-1-0	0-0-0		AWAY		1-0-0		2-5-0		4-0-0
1-1-0		0-0-0	0-0-0		NEUTRAL		1-0-0		0-1-0		0-0-0
9-6-0		0-1-0	0-0-0		NON-CONFERENCE		3-0-0		1-3-0		5-2-0
3-3-0		0-0-0	0-0-0		HOME		1-0-0		1-1-0		1-2-0
5-2-0		0-1-0	0-0-		AWAY		1-0-0		0-1-0		4-0-0
1-1-0		0-0-0	0-0-0		NEUTRAL		1-0-0		0-1-0		0-0-0
5-7-0		0-0-0	0-0-0		CONFERENCE		1-2-0		4-5-0		0-0-0
3-3-0		0-0-0	0-0-0		HOME		1-2-0		2-1-0		0-0-0
2-4-0		0-0-0	0-0-0		AWAY		0-0-0		2-4-0		0-0-0
0-0-0		0-0-0	0-0-0		NEUTRAL		0-0-0		0-0-0		0-0-0
RPI	S	Opponent	Score	RPI	S	Opponent	Score	RPI	S	Opponent	Score
9	A	UC Santa Barbara	1 2					56	A	Texas St.	4 0
								84	H	Air Force	2 8
								84	H	Air Force	1 4
								84	H	Air Force	4 3
								86	H	Saint Mary's (CA)	6 5
								96	N	Missouri St.	16 4
											</

Non-Div. I Games:

Nevada

Average RPI Win:		218	WON-LOST RECORD		WINNING PCT. RANK		LAST 10 GAMES		STRENGTH OF SCHEDULE		OPP. STRENGTH OF SCHEDULE		TEAM RPI		ADJ RPI		CONF. RPI		ADJ CONF. RPI	
DIV. I ONLY			11-15-0		.42308 195		6-4-0		150		165		166		.48535 166		20		20	
DIV. I NON-CONF.			5-12-0		.29412 232		0-1-0		111		106		178		.47981 178		20		20	
TOTALS		RPI 1-25		RPI 26-50		W-L RECORDS		RPI 51-100		RPI 101-150		RPI 150+								
11-15-0		0-2-0		0-0-0		OVERALL		2-5-0		0-4-0		9-4-0								
7-2-0		0-0-0		0-0-0		HOME		0-0-0		0-1-0		7-1-0								
3-11-0		0-2-0		0-0-0		AWAY		2-5-0		0-3-0		1-1-0								
1-2-0		0-0-0		0-0-0		NEUTRAL		0-0-0		0-0-0		1-2-0								
5-12-0		0-2-0		0-0-0		NON-CONFERENCE		1-3-0		0-4-0		4-3-0								
2-1-0		0-0-0		0-0-0		HOME		0-0-0		0-1-0		2-0-0								
2-9-0		0-2-0		0-0-		AWAY		1-3-0		0-3-0		1-1-0								
1-2-0		0-0-0		0-0-0		NEUTRAL		0-0-0		0-0-0		1-2-0								
6-3-0		0-0-0		0-0-0		CONFERENCE		1-2-0		0-0-0		5-1-0								
5-1-0		0-0-0		0-0-0		HOME		0-0-0		0-0-0		5-1-0								
1-2-0		0-0-0		0-0-0		AWAY		1-2-0		0-0-0		0-0-0								
0-0-0		0-0-0		0-0-0		NEUTRAL		0-0-0		0-0-0		0-0-0								
RPI	S	Opponent		Score		RPI	S	Opponent		Score		RPI	S	Opponent		Score				
7	A	Tennessee		2	7							71	A	Campbell		3	0			
7	A	Tennessee		4	8							71	A	Campbell		3	6			
												71	A	Campbell		1	21			
												74	A	Ga. Southern		0	14			
												74	A	Ga. Southern		14	9			
												74	A	Ga. Southern		1	5			
												89	A	ETSU		6	7			
												110	H	Western Caro.		4	16			
												116	A	Col. of Charleston		0	9			
												116	A	Col. of Charleston		3	12			
												116	A	Col. of Charleston		5	6			
												162	A	Wofford		2	14			
												163	N	UMBC		17	14			
												163	N	UMBC		2	3			
												163	N	UMBC		0	12			
												179	A	Furman		4	3			
												248	H	USC Upstate		9	5			
												248	H	USC Upstate		2	10			
												248	H	USC Upstate		7	6			
												266	H	Iona		7	3			
												266	H	Iona		9	2			
												293	H	Longwood		11	8			
												293	H	Longwood		14	3			
												293	H	Longwood		11	8			
LAST 10 GAMES																				
						293	H	Longwood		11	8	71	A	Campbell		1	21			
						293	H	Longwood		14	3	71	A	Campbell		3	0			
						293	H	Longwood		11	8	248	H	USC Upstate		9	5			
						89	A	ETSU		6	7	248	H	USC Upstate		7	6			
						71	A	Campbell		3	6	248	H	USC Upstate		2	10			

Non-Div. I Games:

UNC Asheville

Average RPI Win: 161		WON-LOST	WINNING	LAST 10	STRENGTH OF		OPP. STRENGTH	TEAM	ADJ	CONF.	ADJ CONF.
Average RPI Loss: 58		RECORD	PCT. RANK	GAMES	SCHEDULE		OF SCHEDULE	RPI	RPI	RPI	RPI
DIV. I ONLY		4-20-0	.16667	290	17		110	167	.48525	167	8
DIV. I NON-CONF.		3-15-0	.16667	279	15		76	162	.49028	162	6
TOTALS		RPI 1-25	RPI 26-50		W-L RECORDS		RPI 51-100		RPI 101-150		RPI 150+
4-20-0		0-8-0	0-5-0		OVERALL		0-2-0		2-4-0		2-1-0
1-1-0		0-0-0	0-0-0		HOME		0-1-0		0-0-0		1-0-0
2-11-0		0-3-0	0-5-0		AWAY		0-1-0		2-2-0		0-0-0
1-8-0		0-5-0	0-0-0		NEUTRAL		0-0-0		0-2-0		1-1-0
3-15-0		0-8-0	0-2-0		NON-CONFERENCE		0-0-0		2-4-0		1-1-0
1-0-0		0-0-0	0-0-0		HOME		0-0-0		0-0-0		1-0-0
2-7-0		0-3-0	0-0-		AWAY		0-0-0		2-2-0		0-0-0
0-8-0		0-5-0	0-0-0		NEUTRAL		0-0-0		0-2-0		0-1-0
1-5-0		0-0-0	0-3-0		CONFERENCE		0-2-0		0-0-0		1-0-0
0-1-0		0-0-0	0-0-0		HOME		0-1-0		0-0-0		0-0-0
0-4-0		0-0-0	0-3-0		AWAY		0-1-0		0-0-0		0-0-0
1-0-0		0-0-0	0-0-0		NEUTRAL		0-0-0		0-0-0		1-0-0
RPI S	Opponent	Score	RPI S	Opponent	Score	RPI S	Opponent	Score	RPI S	Opponent	Score
8 A	Arizona St.	2 13	34 A	Coastal Caro.	5 12	70 A	Michigan	2 16	109 A	Arizona	9 5
8 A	Arizona St.	5 8	34 A	Coastal Caro.	0 13	70 H	Michigan	3 6	110 N	Western Caro.	4 6
8 A	Arizona St.	0 8	46 A	Nebraska	2 5				115 N	Kent St.	2 12
12 N	NC State	0 5	46 A	Nebraska	2 6				149 A	New Orleans	1 4
13 N	UConn	1 6	46 A	Nebraska	1 4				149 A	New Orleans	4 6
13 N	UConn	6 10							149 A	New Orleans	8 4
13 N	UConn	3 9							153 N	Ohio St.	7 1
13 N	UConn	4 17							196 N	Appalachian St.	6 9
									232 H	Western Mich.	3 2
LAST 10 GAMES											
110 N	Western Caro.	4 6	232 H	Western Mich.	3 2						
34 A	Coastal Caro.	5 12	46 A	Nebraska	2 5						
13 N	UConn	3 9	46 A	Nebraska	2 6						
70 A	Michigan	2 16	46 A	Nebraska	1 4						
70 H	Michigan	3 6	13 N	UConn	1 6						

Non-Div. I Games:

Michigan St.

Average RPI Win: 207		WON-LOST	WINNING	LAST 10	STRENGTH OF		OPP. STRENGTH	TEAM	ADJ	CONF.	ADJ CONF.
Average RPI Loss: 122		RECORD	PCT. RANK	GAMES	SCHEDULE		OF SCHEDULE	RPI	RPI	RPI	RPI
DIV. I ONLY		7-17-0	.29167	252	35		256	168	.4851	168	8
DIV. I NON-CONF.		6-15-0	.28571	235	38		268	159	.49221	159	6
TOTALS		RPI 1-25	RPI 26-50		W-L RECORDS		RPI 51-100		RPI 101-150		RPI 150+
7-17-0	0-0-0	0-6-0		OVERALL		0-1-0		1-1-0		6-9-0	
3-2-0	0-0-0	0-0-0		HOME		0-0-0		1-0-0		2-2-0	
2-11-0	0-0-0	0-3-0		AWAY		0-0-0		0-1-0		2-7-0	
2-4-0	0-0-0	0-3-0		NEUTRAL		0-1-0		0-0-0		2-0-0	
6-15-0	0-0-0	0-6-0		NON-CONFERENCE		0-1-0		1-1-0		5-7-0	
2-0-0	0-0-0	0-0-0		HOME		0-0-0		1-0-0		1-0-0	
2-11-0	0-0-0	0-0-		AWAY		0-0-0		0-1-0		2-7-0	
2-4-0	0-0-0	0-3-0		NEUTRAL		0-1-0		0-0-0		2-0-0	
1-2-0	0-0-0	0-0-0		CONFERENCE		0-0-0		0-0-0		1-2-0	
1-2-0	0-0-0	0-0-0		HOME		0-0-0		0-0-0		1-2-0	
0-0-0	0-0-0	0-0-0		AWAY		0-0-0		0-0-0		0-0-0	
0-0-0	0-0-0	0-0-0		NEUTRAL		0-0-0		0-0-0		0-0-0	
RPI S	Opponent	Score	RPI S	Opponent	Score	RPI S	Opponent	Score	RPI S	Opponent	Score
			36 N	Indiana St.	5 7	69 N	Harvard	6 7	120 H	Stony Brook	6 5
			36 N	Indiana St.	1 3				149 A	New Orleans	2 7
			36 N	Indiana St.	3 4				153 H	Ohio St.	0 2
			37 A	Miami (FL)	1 7				153 H	Ohio St.	3 2
			37 A	Miami (FL)	3 19				153 H	Ohio St.	3 5
			37 A	Miami (FL)	3 9				159 A	Old Dominion	2 12
									159 A	Old Dominion	2 3
									159 A	Old Dominion	5 12
									175 A	FGCU	1 4
									175 A	FGCU	4 1
									175 A	FGCU	3 11
									231 H	Monmouth	2 1
									242 N	Butler	3 2
									248 A	USC Upstate	8 7
									248 A	USC Upstate	0 1
									248 A	USC Upstate	4 13
									280 N	Chicago St.	6 2
LAST 10 GAMES											
			153 H	Ohio St.	3 2	36 N	Indiana St.	3 4			
			153 H	Ohio St.	0 2	36 N	Indiana St.	1 3			
			36 N	Indiana St.	5 7	69 N	Harvard	6 7			
			153 H	Ohio St.	3 5	175 A	FGCU	4 1			
			120 H	Stony Brook	6 5	175 A	FGCU	3 11			

Non-Div. I Games:

Rutgers

Average RPI Win: 222		WON-LOST	WINNING	LAST 10	STRENGTH OF	OPP. STRENGTH	TEAM	ADJ	CONF.	ADJ CONF.						
Average RPI Loss: 152		RECORD	PCT. RANK	GAMES	SCHEDULE	OF SCHEDULE	RPI	RPI	RPI	RPI						
DIV. I ONLY		21-9-0	.7	37	8-2-0	285	186	169	.48475	169	27	27				
DIV. I NON-CONF.		12-7-0	.63158	80	2-0-0	281	215	204	.46477	203	28	28				
<hr/>																
TOTALS		RPI 1-25		RPI 26-50		W-L RECORDS		RPI 51-100		RPI 101-150		RPI 150+				
21-9-0		0-0-0		0-0-0		OVERALL		1-2-0		0-3-0		20-4-0				
12-2-0		0-0-0		0-0-0		HOME		0-0-0		0-0-0		12-2-0				
8-5-0		0-0-0		0-0-0		AWAY		0-0-0		0-3-0		8-2-0				
1-2-0		0-0-0		0-0-0		NEUTRAL		1-2-0		0-0-0		0-0-0				
<hr/>																
12-7-0		0-0-0		0-0-0		NON-CONFERENCE		1-2-0		0-3-0		11-2-0				
8-2-0		0-0-0		0-0-0		HOME		0-0-0		0-0-0		8-2-0				
3-3-0		0-0-0		0-0-		AWAY		0-0-0		0-3-0		3-0-0				
1-2-0		0-0-0		0-0-0		NEUTRAL		1-2-0		0-0-0		0-0-0				
<hr/>																
9-2-0		0-0-0		0-0-0		CONFERENCE		0-0-0		0-0-0		9-2-0				
4-0-0		0-0-0		0-0-0		HOME		0-0-0		0-0-0		4-0-0				
5-2-0		0-0-0		0-0-0		AWAY		0-0-0		0-0-0		5-2-0				
0-0-0		0-0-0		0-0-0		NEUTRAL		0-0-0		0-0-0		0-0-0				
<hr/>																
RPI	S	Opponent	Score	RPI	S	Opponent	Score	RPI	S	Opponent	Score					
						84	N	Air Force	2	1	144	A	Gardner-Webb	2	3	
						84	N	Air Force	2	7	144	A	Gardner-Webb	3	5	
						84	N	Air Force	4	6	144	A	Gardner-Webb	0	1	
											161	H	Massachusetts	12	4	
											161	H	Massachusetts	0	3	
											163	H	UMBC	13	4	
											183	H	Cornell	2	3	
											183	H	Cornell	5	1	
											183	H	Cornell	2	1	
											184	A	Army West Point	5	2	
											184	A	Army West Point	2	5	
											186	A	Lafayette	24	13	
											186	A	Lafayette	11	9	
											186	A	Lafayette	10	1	
											225	H	Coppin St.	5	3	
											236	A	Holy Cross	0	4	
											236	A	Holy Cross	6	1	
											252	H	Bucknell	15	2	
											252	H	Bucknell	6	3	
											252	H	Bucknell	11	10	
											252	H	Bucknell	9	4	
											256	H	Central Conn. St.	5	2	
											268	H	Delaware St.	11	3	
											278	A	Georgetown	12	3	
											287	A	Villanova	14	3	
											287	A	Villanova	5	1	
											294	H	Mt. St. Mary's	11	7	
<hr/>																
LAST 10 GAMES																
						161	H	Massachusetts	12	4	183	H	Cornell	2	3	
						84	N	Air Force	2	7	186	A	Lafayette	24	13	
						84	N	Air Force	4	6	184	A	Army West Point	2	5	
						236	A	Holy Cross	0	4	252	H	Bucknell	15	2	
						252	H	Bucknell	11	10	186	A	Lafayette	11	9	

Non-Div. I Games:

Navy

Average RPI Win:	193	WON-LOST RECORD	WINNING PCT. RANK	LAST 10 GAMES	STRENGTH OF SCHEDULE	OPP. STRENGTH OF SCHEDULE	TEAM RPI	ADJ RPI	CONF. RPI	ADJ CONF. RPI				
Average RPI Loss:	104													
DIV. I ONLY		13-14-0	.48148	163	4-6-0	140	193	170	.48403	170	11	11		
DIV. I NON-CONF.		10-8-0	.55556	123	3-1-0	182	240	186	.47746	185	12	12		
<hr/>														
TOTALS	RPI 1-25	RPI 26-50		W-L RECORDS		RPI 51-100		RPI 101-150		RPI 150+				
13-14-0	0-1-0	0-0-0		OVERALL		3-10-0		2-1-0		8-2-0				
11-6-0	0-0-0	0-0-0		HOME		1-3-0		2-1-0		8-2-0				
2-8-0	0-1-0	0-0-0		AWAY		2-7-0		0-0-0		0-0-0				
0-0-0	0-0-0	0-0-0		NEUTRAL		0-0-0		0-0-0		0-0-0				
10-8-0	0-1-0	0-0-0		NON-CONFERENCE		2-5-0		0-0-0		8-2-0				
9-5-0	0-0-0	0-0-0		HOME		1-3-0		0-0-0		8-2-0				
1-3-0	0-1-0	0-0-		AWAY		1-2-0		0-0-0		0-0-0				
0-0-0	0-0-0	0-0-0		NEUTRAL		0-0-0		0-0-0		0-0-0				
3-6-0	0-0-0	0-0-0		CONFERENCE		1-5-0		2-1-0		0-0-0				
2-1-0	0-0-0	0-0-0		HOME		0-0-0		2-1-0		0-0-0				
1-5-0	0-0-0	0-0-0		AWAY		1-5-0		0-0-0		0-0-0				
0-0-0	0-0-0	0-0-0		NEUTRAL		0-0-0		0-0-0		0-0-0				
RPI	S	Opponent	Score		RPI	S	Opponent	Score		RPI	S	Opponent	Score	
14	A	Texas A&M	3	9						148	H	Northwestern St.	6	2
							58 H Bryant	7	8	148	H	Northwestern St.	11	24
							58 H Bryant	8	6	148	H	Northwestern St.	4	0
							58 H Bryant	1	11	148	H	Northwestern St.	8	7
							59 A UT Arlington	4	2	218	H	Hartford	11	7
							59 H UT Arlington	0	2	218	H	Hartford	2	1
							65 A Baylor	3	6	218	H	Hartford	7	8
							79 A A&M-Corpus Christi	4	1	254	H	Grambling	23	5
							79 A A&M-Corpus Christi	5	6	254	H	Grambling	7	4
							79 A A&M-Corpus Christi	3	7	254	H	Grambling	5	6
							85 A TCU	4	12	265	H	Eastern Mich.	16	7
							99 A Southeastern La.	1	14	286	H	Ark.-Pine Bluff	9	7
							99 A Southeastern La.	3	8	286	H	Ark.-Pine Bluff	5	4
							99 A Southeastern La.	9	12	286	H	Ark.-Pine Bluff		
<hr/>														
LAST 10 GAMES														
					218	H	Hartford	8	7	59	A	UT Arlington	4	2
					218	H	Hartford	11	7	99	A	Southeastern La.	3	8
					254	H	Grambling	7	8	99	A	Southeastern La.	9	12
					254	H	Grambling	23	5	99	A	Southeastern La.	1	14
					254	H	Grambling	7	4	79	A	A&M-Corpus Christi	5	6

Non-Div. I Games:

Abilene Christian

Average RPI Win: 185		WON-LOST	WINNING	LAST 10	STRENGTH OF		OPP. STRENGTH	TEAM	ADJ	CONF.	ADJ CONF.
Average RPI Loss: 118		RECORD	PCT. RANK	GAMES	SCHEDULE		OF SCHEDULE	RPI	RPI	RPI	RPI
DIV. I ONLY		14-11-1	.55769	115	7-2-1		220	75	170	.48403	170
DIV. I NON-CONF.		7-10-0	.41176	192	1-1-0		208	92	231	.444	231
TOTALS		RPI 1-25	RPI 26-50		W-L RECORDS		RPI 51-100		RPI 101-150		RPI 150+
14-11-1	0-1-0	0-0-0		OVERALL		2-2-0		1-5-0		11-3-1	
11-5-1	0-0-0	0-0-0		HOME		2-1-0		1-4-0		8-0-1	
3-3-0	0-0-0	0-0-0		AWAY		0-1-0		0-0-0		3-2-0	
0-3-0	0-1-0	0-0-0		NEUTRAL		0-0-0		0-1-0		0-1-0	
7-10-0	0-1-0	0-0-0		NON-CONFERENCE		2-2-0		1-5-0		4-2-0	
6-5-0	0-0-0	0-0-0		HOME		2-1-0		1-4-0		3-0-0	
1-2-0	0-0-0	0-0-		AWAY		0-1-0		0-0-0		1-1-0	
0-3-0	0-1-0	0-0-0		NEUTRAL		0-0-0		0-1-0		0-1-0	
7-1-1	0-0-0	0-0-0		CONFERENCE		0-0-0		0-0-0		7-1-1	
5-0-1	0-0-0	0-0-0		HOME		0-0-0		0-0-0		5-0-1	
2-1-0	0-0-0	0-0-0		AWAY		0-0-0		0-0-0		2-1-0	
0-0-0	0-0-0	0-0-0		NEUTRAL		0-0-0		0-0-0		0-0-0	
RPI S	Opponent	Score		RPI S	Opponent	Score		RPI S	Opponent	Score	
7 N	Tennessee	3	6					64 A	Kentucky	0	15
								82 H	Eastern Ill.	1	8
								82 H	Eastern Ill.	10	9
								82 H	Eastern Ill.	5	4
								114 N	North Florida	2	9
								123 H	Memphis	4	10
								123 H	Memphis	4	12
								123 H	Memphis	6	9
								139 H	Murray St.	9	5
								145 H	Austin Peay	3	5
								152 N	La.-Monroe	3	4
								160 H	UAB	5	4
								160 H	UAB	6	5
								160 H	UAB	5	3
								180 A	FIU	1	2
								180 A	FIU	5	4
								180 A	FIU	15	1
								182 H	Charlotte	8	5
								182 H	Charlotte	13	13
								182 H	Charlotte	8	4
								187 A	Lipscomb	1	3
								215 A	Eastern Ky.	12	9
								291 H	Northern Ky.	9	6
								291 H	Northern Ky.	5	4
								291 H	Northern Ky.	19	2
LAST 10 GAMES											
				182 H	Charlotte	8	5	182 H	Charlotte	13	13
				182 H	Charlotte	8	4	180 A	FIU	15	1
				123 H	Memphis	4	12	180 A	FIU	5	4
				7 N	Tennessee	3	6	180 A	FIU	1	2
				82 H	Eastern Ill.	5	4	145 H	Austin Peay	3	5

Non-Div. I Games:

Western Ky.

Average RPI Win: 220		WON-LOST RECORD		WINNING PCT. RANK		LAST 10 GAMES		STRENGTH OF SCHEDULE		OPP. STRENGTH OF SCHEDULE		TEAM RPI		ADJ RPI		CONF. RPI		ADJ CONF. RPI	
DIV. I ONLY		18-11-0		.62069 80		4-6-0		258		142		172		.48384 172		16		16	
DIV. I NON-CONF.		16-7-0		.69565 55		2-2-0		233		183		131		.51017 131		17		17	
TOTALS		RPI 1-25		RPI 26-50		W-L RECORDS		RPI 51-100		RPI 101-150		RPI 150+							
18-11-0		0-3-0		0-0-0		OVERALL		2-4-0		2-1-0		14-3-0							
15-4-0		0-0-0		0-0-0		HOME		0-0-0		2-1-0		13-3-0							
3-7-0		0-3-0		0-0-0		AWAY		2-4-0		0-0-0		1-0-0							
0-0-0		0-0-0		0-0-0		NEUTRAL		0-0-0		0-0-0		0-0-0							
16-7-0		0-3-0		0-0-0		NON-CONFERENCE		2-1-0		2-1-0		12-2-0							
13-3-0		0-0-0		0-0-0		HOME		0-0-0		2-1-0		11-2-0							
3-4-0		0-3-0		0-0-		AWAY		2-1-0		0-0-0		1-0-0							
0-0-0		0-0-0		0-0-0		NEUTRAL		0-0-0		0-0-0		0-0-0							
2-4-0		0-0-0		0-0-0		CONFERENCE		0-3-0		0-0-0		2-1-0							
2-1-0		0-0-0		0-0-0		HOME		0-0-0		0-0-0		2-1-0							
0-3-0		0-0-0		0-0-0		AWAY		0-3-0		0-0-0		0-0-0							
0-0-0		0-0-0		0-0-0		NEUTRAL		0-0-0		0-0-0		0-0-0							
RPI	S	Opponent		Score		RPI	S	Opponent		Score		RPI	S	Opponent		Score			
19	A	Louisville		0	5					72	A	Cal St. Fullerton	1	0	142	H	High Point	6	8
19	A	Louisville		1	11					72	A	Cal St. Fullerton	2	0	142	H	High Point	11	0
19	A	Louisville		0	1					72	A	Cal St. Fullerton	3	12	142	H	High Point	2	0
										81	A	Elon	4	5	186	H	Lafayette	5	3
										81	A	Elon	1	3	186	H	Lafayette	14	4
										81	A	Elon	3	8	186	H	Lafayette	6	9
															227	H	Fairfield	2	9
															227	H	Fairfield	4	2
															243	H	Delaware	7	4
															243	H	Delaware	11	2
															243	H	Delaware	3	5
															253	H	George Mason	10	7
															258	H	Norfolk St.	6	5
															258	H	Norfolk St.	16	5
															258	H	Norfolk St.	12	2
															273	A	VMI	9	8
															273	H	VMI	5	4
															288	H	Lehigh	7	6
															288	H	Lehigh	10	1
															293	H	Longwood	3	1
LAST 10 GAMES																			
	19	A	Louisville	1	11		258	H	Norfolk St.	16	5								
	19	A	Louisville	0	1		81	A	Elon	3	8								
	186	H	Lafayette	6	9		81	A	Elon	1	3								
	186	H	Lafayette	14	4		81	A	Elon	4	5								
	258	H	Norfolk St.	12	2		273	A	VMI	9	8								

Non-Div. I Games:

James Madison

Average RPI Win: 233		WON-LOST	WINNING	LAST 10	STRENGTH OF		OPP. STRENGTH	TEAM	ADJ	CONF.	ADJ CONF.
Average RPI Loss: 160		RECORD	PCT. RANK	GAMES	SCHEDULE		OF SCHEDULE	RPI	RPI	RPI	RPI
DIV. I ONLY		18-7-0	.72	32	7-3-0		295	185	173	.48326	173
DIV. I NON-CONF.		13-6-0	.68421	60	1-3-0		292	201	169	.48446	169
TOTALS		RPI 1-25	RPI 26-50		W-L RECORDS		RPI 51-100		RPI 101-150		RPI 150+
18-7-0		0-0-0	1-2-0		OVERALL		0-0-0		2-2-0		15-3-0
3-0-0		0-0-0	0-0-0		HOME		0-0-0		0-0-0		3-0-0
7-5-0		0-0-0	1-2-0		AWAY		0-0-0		2-2-0		4-1-0
8-2-0		0-0-0	0-0-0		NEUTRAL		0-0-0		0-0-0		8-2-0
13-6-0		0-0-0	1-2-0		NON-CONFERENCE		0-0-0		2-2-0		10-2-0
0-0-0		0-0-0	0-0-0		HOME		0-0-0		0-0-0		0-0-0
5-4-0		0-0-0	1-0-		AWAY		0-0-0		2-2-0		2-0-0
8-2-0		0-0-0	0-0-0		NEUTRAL		0-0-0		0-0-0		8-2-0
5-1-0		0-0-0	0-0-0		CONFERENCE		0-0-0		0-0-0		5-1-0
3-0-0		0-0-0	0-0-0		HOME		0-0-0		0-0-0		3-0-0
2-1-0		0-0-0	0-0-0		AWAY		0-0-0		0-0-0		2-1-0
0-0-0		0-0-0	0-0-0		NEUTRAL		0-0-0		0-0-0		0-0-0
RPI S	Opponent	Score	RPI S	Opponent	Score	RPI S	Opponent	Score	RPI S	Opponent	Score
			48 A	Illinois St.	2 7				135 A	Troy	2 3
			48 A	Illinois St.	11 2				135 A	Troy	6 7
			48 A	Illinois St.	4 5				135 A	Troy	5 3
									135 A	Troy	5 2
									203 A	Lamar University	10 6
									203 A	Lamar University	4 2
									219 N	Pittsburgh	4 3
									224 A	Ohio	5 3
									224 A	Ohio	6 2
									224 A	Ohio	11 12
									237 N	Hofstra	24 7
									242 N	Butler	1 5
									267 H	Northern Ill.	14 10
									267 H	Northern Ill.	5 2
									267 H	Northern Ill.	6 4
									287 N	Villanova	7 13
									287 N	Villanova	9 1
									294 N	Mt. St. Mary's	13 1
									297 N	Prairie View	15 2
									297 N	Prairie View	12 3
									299 N	Saint Peter's	21 2
									299 N	Saint Peter's	14 4
			LAST 10 GAMES								
			267 H	Northern Ill.	5 2	224 A	Ohio	6 2			
			267 H	Northern Ill.	6 4	224 A	Ohio	11 12			
			135 A	Troy	5 3	224 A	Ohio	5 3			
			48 A	Illinois St.	4 5	48 A	Illinois St.	11 2			
			267 H	Northern Ill.	14 10	48 A	Illinois St.	2 7			

Non-Div. I Games: Grand Valley St. 6 2

Central Mich.

C
o
l
u
m
b
i
a

Columbia

FGCU

FGCU

Average RPI Win: 118		WON-LOST	WINNING	LAST 10	STRENGTH OF		OPP. STRENGTH	TEAM	ADJ	CONF.	ADJ CONF.
Average RPI Loss: 132		RECORD	PCT. RANK	GAMES	SCHEDULE		OF SCHEDULE	RPI	RPI	RPI	RPI
DIV. I ONLY		8-17-0	.32	240	2-8-0		102	173	176	.48157	176
DIV. I NON-CONF.		7-15-0	.31818	220	1-6-0		60	154	157	.49249	157
TOTALS		RPI 1-25	RPI 26-50		W-L RECORDS		RPI 51-100		RPI 101-150		RPI 150+
8-17-0		0-0-0	1-3-0		OVERALL		3-2-0		3-8-0		1-4-0
3-5-0		0-0-0	1-3-0		HOME		2-2-0		0-0-0		0-0-0
5-10-0		0-0-0	0-0-0		AWAY		1-0-0		3-8-0		1-2-0
0-2-0		0-0-0	0-0-0		NEUTRAL		0-0-0		0-0-0		0-2-0
7-15-0		0-0-0	1-3-0		NON-CONFERENCE		3-2-0		3-8-0		0-2-0
3-5-0		0-0-0	1-3-0		HOME		2-2-0		0-0-0		0-0-0
4-8-0		0-0-0	0-0-		AWAY		1-0-0		3-8-0		0-0-0
0-2-0		0-0-0	0-0-0		NEUTRAL		0-0-0		0-0-0		0-2-0
1-2-0		0-0-0	0-0-0		CONFERENCE		0-0-0		0-0-0		1-2-0
0-0-0		0-0-0	0-0-0		HOME		0-0-0		0-0-0		0-0-0
1-2-0		0-0-0	0-0-0		AWAY		0-0-0		0-0-0		1-2-0
0-0-0		0-0-0	0-0-0		NEUTRAL		0-0-0		0-0-0		0-0-0
RPI	S	Opponent	Score	RPI	S	Opponent	Score	RPI	S	Opponent	Score
46	H	Nebraska	6 21	66	H	San Diego	3 31	102	A	San Francisco	2 8
46	H	Nebraska	1 7	67	H	Loyola Marymount	1 5	102	A	San Francisco	3 4
46	H	Nebraska	6 10	95	A	California Baptist	7 4	103	A	Tulane	10 1
46	H	Nebraska	10 9	95	H	California Baptist	8 3	103	A	Tulane	1 10
				95	H	California Baptist	5 4	103	A	Tulane	0 10
								121	A	Grand Canyon	5 3
								130	A	UNLV	7 11
								130	A	UNLV	7 12
								133	A	San Jose St.	12 3
								133	A	San Jose St.	1 9
								133	A	San Jose St.	4 5
								257	A	UC Davis	4 3
								257	A	UC Davis	6 8
								257	A	UC Davis	2 10
								259	N	Rider	1 5
								259	N	Rider	2 4
LAST 10 GAMES											
95	A	California Baptist	7 4	130	A	UNLV	7 12				
46	H	Nebraska	6 10	130	A	UNLV	7 11				
257	A	UC Davis	6 8	103	A	Tulane	0 10				
257	A	UC Davis	4 3	103	A	Tulane	10 1				
257	A	UC Davis	2 10	103	A	Tulane	1 10				

Non-Div. I Games:

UC Riverside

Average RPI Win: 177		WON-LOST	WINNING	LAST 10	STRENGTH OF		OPP. STRENGTH	TEAM	ADJ	CONF.	ADJ CONF.
Average RPI Loss: 106		RECORD	PCT. RANK	GAMES	SCHEDULE		OF SCHEDULE	RPI	RPI	RPI	RPI
DIV. I ONLY		11-17-0	.39286	214	4-6-0		109	167	177	.48153	177
DIV. I NON-CONF.		7-12-0	.36842	206	1-1-0		124	180	190	.47431	190
TOTALS		RPI 1-25	RPI 26-50		W-L RECORDS		RPI 51-100		RPI 101-150		RPI 150+
11-17-0		0-3-0	0-0-0		OVERALL		1-8-0		4-2-0		6-4-0
9-6-0		0-0-0	0-0-0		HOME		0-3-0		4-2-0		5-1-0
2-11-0		0-3-0	0-0-0		AWAY		1-5-0		0-0-0		1-3-0
0-0-0		0-0-0	0-0-0		NEUTRAL		0-0-0		0-0-0		0-0-0
7-12-0		0-3-0	0-0-0		NON-CONFERENCE		1-5-0		0-0-0		6-4-0
5-4-0		0-0-0	0-0-0		HOME		0-3-0		0-0-0		5-1-0
2-8-0		0-3-0	0-0-		AWAY		1-2-0		0-0-0		1-3-0
0-0-0		0-0-0	0-0-0		NEUTRAL		0-0-0		0-0-0		0-0-0
4-5-0		0-0-0	0-0-0		CONFERENCE		0-3-0		4-2-0		0-0-0
4-2-0		0-0-0	0-0-0		HOME		0-0-0		4-2-0		0-0-0
0-3-0		0-0-0	0-0-0		AWAY		0-3-0		0-0-0		0-0-0
0-0-0		0-0-0	0-0-0		NEUTRAL		0-0-0		0-0-0		0-0-0
RPI S	Opponent	Score	RPI S	Opponent	Score	RPI S	Opponent	Score	RPI S	Opponent	Score
24 A	Georgia	0 17				55 A	Alabama	4 9	141 H	Radford	3 9
24 A	Georgia	6 7				55 A	Alabama	2 7	141 H	Radford	1 0
24 A	Georgia	1 8				55 A	Alabama	4 1	141 H	Radford	7 1
						71 A	Campbell	2 3	144 H	Gardner-Webb	11 6
						71 A	Campbell	3 5	144 H	Gardner-Webb	6 5
						71 A	Campbell	4 11	144 H	Gardner-Webb	4 5
						87 H	Marist	5 7	162 H	Wofford	5 4
						87 H	Marist	10 14	162 H	Wofford	5 4
						87 H	Marist	4 9	178 A	Davidson	1 4
									228 A	Kennesaw St.	5 13
									228 A	Kennesaw St.	3 7
									230 H	Brown	3 4
									230 H	Brown	5 4
									230 H	Brown	5 4
									269 A	N.C. Central	9 3
									269 H	N.C. Central	6 5
LAST 10 GAMES											
			162 H	Wofford	5 4		162 H	Wofford	5 4		
			230 H	Brown	5 4		144 H	Gardner-Webb	11 6		
			71 A	Campbell	4 11		144 H	Gardner-Webb	4 5		
			71 A	Campbell	2 3		144 H	Gardner-Webb	6 5		
			71 A	Campbell	3 5		178 A	Davidson	1 4		

Non-Div. I Games:

Presbyterian

Average RPI Win: 229		WON-LOST	WINNING	LAST 10	STRENGTH OF	OPP. STRENGTH	TEAM	ADJ	CONF.	ADJ CONF.							
Average RPI Loss: 134		RECORD	PCT. RANK	GAMES	SCHEDULE	OF SCHEDULE	RPI	RPI	RPI	RPI							
DIV. I ONLY		14-9-0	.6087	86	7-3-0	236	199	178	.48103	178	23	23					
DIV. I NON-CONF.		10-7-0	.58824	107	3-1-0	286	137	248	.43592	248	25	25					
<hr/>																	
TOTALS		RPI 1-25		RPI 26-50		W-L RECORDS		RPI 51-100		RPI 101-150		RPI 150+					
14-9-0		0-1-0		0-0-0		OVERALL		1-4-0		0-0-0		13-4-0					
12-4-0		0-0-0		0-0-0		HOME		0-1-0		0-0-0		12-3-0					
2-5-0		0-1-0		0-0-0		AWAY		1-3-0		0-0-0		1-1-0					
0-0-0		0-0-0		0-0-0		NEUTRAL		0-0-0		0-0-0		0-0-0					
10-7-0		0-1-0		0-0-0		NON-CONFERENCE		0-2-0		0-0-0		10-4-0					
9-4-0		0-0-0		0-0-0		HOME		0-1-0		0-0-0		9-3-0					
1-3-0		0-1-0		0-0-		AWAY		0-1-0		0-0-0		1-1-0					
0-0-0		0-0-0		0-0-0		NEUTRAL		0-0-0		0-0-0		0-0-0					
4-2-0		0-0-0		0-0-0		CONFERENCE		1-2-0		0-0-0		3-0-0					
3-0-0		0-0-0		0-0-0		HOME		0-0-0		0-0-0		3-0-0					
1-2-0		0-0-0		0-0-0		AWAY		1-2-0		0-0-0		0-0-0					
0-0-0		0-0-0		0-0-0		NEUTRAL		0-0-0		0-0-0		0-0-0					
RPI	S	Opponent		Score		RPI	S	Opponent		Score		RPI	S	Opponent		Score	
3	A	Vanderbilt		2	24							73	A	VCU		3	2
												73	A	VCU		3	7
												73	A	VCU		1	13
												88	A	Duke		3	7
												88	H	Duke		2	7
												177	H	Presbyterian		4	1
												181	A	N.C. A&T		8	0
												189	H	Winthrop		4	7
												195	H	Toledo		5	13
												195	H	Toledo		11	5
												195	H	Toledo		3	2
												247	H	La Salle		6	0
												247	H	La Salle		16	8
												247	H	La Salle		11	3
												248	A	USC Upstate		6	7
												248	H	USC Upstate		7	9
												264	H	Towson		15	3
												264	H	Towson		4	1
												264	H	Towson		13	5
												285	H	North Ala.		8	4
												285	H	North Ala.		5	2
												285	H	North Ala.		13	1
<hr/>																	
LAST 10 GAMES																	
												195	H	Toledo		11	5
												73	A	VCU		1	13
												73	A	VCU		3	7
												73	A	VCU		3	2
												88	H	Duke		2	7
												247	H	La Salle		16	8
												247	H	La Salle		6	0
												247	H	La Salle		11	3
												177	H	Presbyterian		4	1
												285	H	North Ala.		13	1

Non-Div. I Games:

Davidson

Average RPI Win:	201	WON-LOST	WINNING	LAST 10	STRENGTH OF	OPP. STRENGTH	TEAM	ADJ	CONF.	ADJ CONF.	
Average RPI Loss:	115	RECORD	PCT. RANK	GAMES	SCHEDULE	OF SCHEDULE	RPI	RPI	RPI	RPI	
DIV. I ONLY	10-16-0	.38462	219	5-5-0	98	224	179	.48099	179	14	14
DIV. I NON-CONF.	7-13-0	.35	214	2-2-0	77	186	173	.48224	173	16	16
<hr/>											
TOTALS	RPI 1-25	RPI 26-50		W-L RECORDS		RPI 51-100		RPI 101-150		RPI 150+	
10-16-0	0-1-0	0-0-0		OVERALL		0-4-0		3-9-0		7-2-0	
7-6-0	0-1-0	0-0-0		HOME		0-1-0		2-3-0		5-1-0	
3-9-0	0-0-0	0-0-0		AWAY		0-2-0		1-6-0		2-1-0	
0-1-0	0-0-0	0-0-0		NEUTRAL		0-1-0		0-0-0		0-0-0	
7-13-0	0-1-0	0-0-0		NON-CONFERENCE		0-4-0		3-6-0		4-2-0	
4-6-0	0-1-0	0-0-0		HOME		0-1-0		2-3-0		2-1-0	
3-6-0	0-0-0	0-0-		AWAY		0-2-0		1-3-0		2-1-0	
0-1-0	0-0-0	0-0-0		NEUTRAL		0-1-0		0-0-0		0-0-0	
3-3-0	0-0-0	0-0-0		CONFERENCE		0-0-0		0-3-0		3-0-0	
3-0-0	0-0-0	0-0-0		HOME		0-0-0		0-0-0		3-0-0	
0-3-0	0-0-0	0-0-0		AWAY		0-0-0		0-3-0		0-0-0	
0-0-0	0-0-0	0-0-0		NEUTRAL		0-0-0		0-0-0		0-0-0	
<hr/>											
RPI	S	Opponent	Score	RPI	S	Opponent	Score	RPI	S	Opponent	Score
15	H	Clemson	1 3					62	H	South Carolina	7 12
								100	A	Wake Forest	1 5
								100	A	Wake Forest	2 11
								100	N	Wake Forest	7 13
								107	H	Morehead St.	3 6
								107	H	Morehead St.	5 6
								107	H	Morehead St.	16 11
								116	A	Col. of Charleston	3 13
								116	A	Col. of Charleston	1 3
								116	A	Col. of Charleston	1 2
								132	A	Samford	0 3
								132	A	Samford	4 14
								132	A	Samford	4 8
								144	A	Gardner-Webb	18 3
								144	H	Gardner-Webb	7 2
								144	H	Gardner-Webb	3 5
								153	H	Ohio St.	11 10
								166	H	UNC Asheville	3 4
								189	A	Winthrop	14 5
								196	A	Appalachian St.	0 14
								196	H	Appalachian St.	6 5
								248	A	USC Upstate	7 4
								277	H	The Citadel	7 2
								277	H	The Citadel	20 6
								277	H	The Citadel	5 4
				LAST 10 GAMES							
				153	H	Ohio St.	11 10	277	H	The Citadel	20 6
				196	H	Appalachian St.	6 5	277	H	The Citadel	5 4
				144	H	Gardner-Webb	3 5	144	A	Gardner-Webb	18 3
				144	H	Gardner-Webb	7 2	189	A	Winthrop	14 5
				277	H	The Citadel	7 2	132	A	Samford	0 3

Non-Div. I Games:

Furman

Average RPI Win: 204		WON-LOST	WINNING	LAST 10	STRENGTH OF		OPP. STRENGTH	TEAM	ADJ		CONF.	ADJ CONF.
Average RPI Loss: 155		RECORD	PCT. RANK	GAMES	SCHEDULE		OF SCHEDULE	RPI	RPI		RPI	RPI
DIV. I ONLY		11-17-0	.39286	214	1-9-0		55	277	180		13	13
DIV. I NON-CONF.		9-10-0	.47368	160	0-3-0		95	285	173		13	13
TOTALS		RPI 1-25	RPI 26-50		W-L RECORDS		RPI 51-100		RPI 101-150		RPI 150+	
11-17-0		0-0-0	0-1-0		OVERALL		0-4-0		1-2-0		10-10-0	
7-8-0		0-0-0	0-1-0		HOME		0-0-0		1-2-0		6-5-0	
3-8-0		0-0-0	0-0-0		AWAY		0-4-0		0-0-0		3-4-0	
1-1-0		0-0-0	0-0-0		NEUTRAL		0-0-0		0-0-0		1-1-0	
9-10-0		0-0-0	0-1-0		NON-CONFERENCE		0-1-0		1-2-0		8-6-0	
6-6-0		0-0-0	0-1-0		HOME		0-0-0		1-2-0		5-3-0	
2-3-0		0-0-0	0-0-		AWAY		0-1-0		0-0-0		2-2-0	
1-1-0		0-0-0	0-0-0		NEUTRAL		0-0-0		0-0-0		1-1-0	
2-7-0		0-0-0	0-0-0		CONFERENCE		0-3-0		0-0-0		2-4-0	
1-2-0		0-0-0	0-0-0		HOME		0-0-0		0-0-0		1-2-0	
1-5-0		0-0-0	0-0-0		AWAY		0-3-0		0-0-0		1-2-0	
0-0-0		0-0-0	0-0-0		NEUTRAL		0-0-0		0-0-0		0-0-0	
RPI S	Opponent	Score	RPI S	Opponent	Score	RPI S	Opponent	Score	RPI S	Opponent	Score	
			37 H	Miami (FL)	8 10	91 A	Florida St.	6 9	120 H	Stony Brook	7 13	
						94 A	Fla. Atlantic	0 1	120 H	Stony Brook	6 7	
						94 A	Fla. Atlantic	3 4	120 H	Stony Brook	13 2	
						94 A	Fla. Atlantic	1 7	164 N	South Dakota St.	4 1	
									164 N	South Dakota St.	3 4	
									170 H	Western Ky.	1 15	
									170 H	Western Ky.	4 5	
									170 H	Western Ky.	2 1	
									175 A	FGCU	0 3	
									175 H	FGCU	6 11	
									197 A	Jacksonville St.	2 1	
									197 A	Jacksonville St.	1 3	
									197 A	Jacksonville St.	5 2	
									201 A	Marshall	3 0	
									201 A	Marshall	4 7	
									201 A	Marshall	5 16	
									221 H	Seton Hall	1 0	
									221 H	Seton Hall	10 7	
									221 H	Seton Hall	6 5	
									249 H	Stetson	5 8	
									255 H	Bethune-Cookman	9 2	
									282 H	Florida A&M	2 3	
									282 H	Florida A&M	8 6	
LAST 10 GAMES												
			197 A	Jacksonville St.	5 2	175 H	FGCU	6 11				
			197 A	Jacksonville St.	1 3	175 A	FGCU	0 3				
			94 A	Fla. Atlantic	3 4	170 H	Western Ky.	1 15				
			94 A	Fla. Atlantic	0 1	170 H	Western Ky.	4 5				
			94 A	Fla. Atlantic	1 7	170 H	Western Ky.	2 1				

Non-Div. I Games:

FIU

N
•
C
•
A
&
T

N.C. A&T

Average RPI Win:		193	WON-LOST RECORD		WINNING PCT. RANK		LAST 10 GAMES		STRENGTH OF SCHEDULE		OPP. STRENGTH OF SCHEDULE		TEAM RPI		ADJ RPI		CONF. RPI		ADJ CONF. RPI		
DIV. I ONLY			11-15-1		.42593 194		2-7-1		101		223		182		.47976 182		13		13		
DIV. I NON-CONF.			8-10-0		.44444 172		0-2-0		136		163		202		.46504 202		13		13		
TOTALS		RPI 1-25		RPI 26-50				W-L RECORDS		RPI 51-100				RPI 101-150				RPI 150+			
11-15-1		0-4-0		0-0-0				OVERALL		0-1-0				2-2-0				9-8-1			
9-9-0		0-2-0		0-0-0				HOME		0-0-0				2-2-0				7-5-0			
2-6-1		0-2-0		0-0-0				AWAY		0-1-0				0-0-0				2-3-1			
0-0-0		0-0-0		0-0-0				NEUTRAL		0-0-0				0-0-0				0-0-0			
8-10-0		0-4-0		0-0-0				NON-CONFERENCE		0-1-0				2-2-0				6-3-0			
8-7-0		0-2-0		0-0-0				HOME		0-0-0				2-2-0				6-3-0			
0-3-0		0-2-0		0-0-				AWAY		0-1-0				0-0-0				0-0-0			
0-0-0		0-0-0		0-0-0				NEUTRAL		0-0-0				0-0-0				0-0-0			
3-5-1		0-0-0		0-0-0				CONFERENCE		0-0-0				0-0-0				3-5-1			
1-2-0		0-0-0		0-0-0				HOME		0-0-0				0-0-0				1-2-0			
2-3-1		0-0-0		0-0-0				AWAY		0-0-0				0-0-0				2-3-1			
0-0-0		0-0-0		0-0-0				NEUTRAL		0-0-0				0-0-0				0-0-0			
RPI	S	Opponent		Score		RPI	S	Opponent		Score		RPI	S	Opponent		Score					
5	A	Arkansas		2	9					100	A	Wake Forest		6	14	107	H	Morehead St.		3	5
12	H	NC State		5	6									115	H	Kent St.		3	5		
15	A	Clemson		6	7									115	H	Kent St.		7	2		
15	H	Clemson		5	8									115	H	Kent St.		1	0		
																159	A	Old Dominion		8	7
																159	A	Old Dominion		0	10
																159	A	Old Dominion		11	8
																170	A	Western Ky.		5	8
																170	A	Western Ky.		4	8
																170	A	Western Ky.		13	13
																190	H	Canisius		9	2
																190	H	Canisius		3	5
																190	H	Canisius		5	10
																201	H	Marshall		4	5
																201	H	Marshall		6	12
																201	H	Marshall		8	5
																225	H	Coppin St.		14	4
																225	H	Coppin St.		7	3
																225	H	Coppin St.		3	9
																243	H	Delaware		3	1
																243	H	Delaware		5	2
																243	H	Delaware		5	4
LAST 10 GAMES																					
170	A	Western Ky.		5	8	15	A	Clemson		6	7										
170	A	Western Ky.		4	8	243	H	Delaware		5	2										
115	H	Kent St.		7	2	225	H	Coppin St.		7	3										
115	H	Kent St.		1	0	190	H	Canisius		3	5										
107	H	Morehead St.		3	5	170	A	Western Ky.		13	13										

Non-Div. I Games:

Charlotte

Average RPI Win:	193	WON-LOST	WINNING	LAST 10	STRENGTH OF	OPP. STRENGTH	TEAM	ADJ	CONF.	ADJ CONF.							
Average RPI Loss:	126	RECORD	PCT. RANK	GAMES	SCHEDULE	OF SCHEDULE	RPI	RPI	RPI	RPI							
DIV. I ONLY	5-13-0	.27778	259	4-6-0	120	238	183	.47959	183	18	18						
DIV. I NON-CONF.	3-9-0	.25	249	2-2-0	28	262	147	.50337	147	14	14						
<hr/>																	
TOTALS	RPI 1-25	RPI 26-50		W-L RECORDS		RPI 51-100		RPI 101-150		RPI 150+							
5-13-0	0-0-0	0-0-0		OVERALL		0-6-0		1-2-0		4-5-0							
0-0-0	0-0-0	0-0-0		HOME		0-0-0		0-0-0		0-0-0							
4-13-0	0-0-0	0-0-0		AWAY		0-6-0		1-2-0		3-5-0							
1-0-0	0-0-0	0-0-0		NEUTRAL		0-0-0		0-0-0		1-0-0							
<hr/>																	
3-9-0	0-0-0	0-0-0		NON-CONFERENCE		0-6-0		0-0-0		3-3-0							
0-0-0	0-0-0	0-0-0		HOME		0-0-0		0-0-0		0-0-0							
2-9-0	0-0-0	0-0-		AWAY		0-6-0		0-0-0		2-3-0							
1-0-0	0-0-0	0-0-0		NEUTRAL		0-0-0		0-0-0		1-0-0							
<hr/>																	
2-4-0	0-0-0	0-0-0		CONFERENCE		0-0-0		1-2-0		1-2-0							
0-0-0	0-0-0	0-0-0		HOME		0-0-0		0-0-0		0-0-0							
2-4-0	0-0-0	0-0-0		AWAY		0-0-0		1-2-0		1-2-0							
0-0-0	0-0-0	0-0-0		NEUTRAL		0-0-0		0-0-0		0-0-0							
<hr/>																	
RPI S	Opponent	Score	RPI S	Opponent	Score	RPI S	Opponent	Score	RPI S	Opponent	Score						
						65 A	Baylor	0 17	138 A	Yale	0 2						
						65 A	Baylor	3 10	138 A	Yale	3 0						
						65 A	Baylor	4 12	138 A	Yale	2 7						
						73 A	VCU	1 6	169 A	Navy	1 2						
						73 A	VCU	0 2	169 A	Navy	1 5						
						73 A	VCU	3 9	169 A	Navy	3 2						
									174 A	Columbia	8 13						
									174 A	Columbia	4 3						
									174 A	Columbia	0 3						
									220 N	Fordham	1 0						
									264 A	Towson	4 2						
									264 A	Towson	2 3						
						<hr/>											
									LAST 10 GAMES								
			174 A	Columbia	0 3	138 A	Yale	2 7									
			73 A	VCU	3 9	138 A	Yale	3 0									
			174 A	Columbia	8 13	174 A	Columbia	4 3									
			169 A	Navy	3 2	264 A	Towson	2 3									
			138 A	Yale	0 2	220 N	Fordham	1 0									

Non-Div. I Games:

Cornell

Average RPI Win: 206		WON-LOST	WINNING	LAST 10	STRENGTH OF	OPP. STRENGTH	TEAM	ADJ	CONF.	ADJ CONF.				
Average RPI Loss: 159		RECORD	PCT. RANK	GAMES	SCHEDULE	OF SCHEDULE	RPI	RPI	RPI	RPI				
DIV. I ONLY		15-12-0	.55556	116	6-4-0	266	161	184	.47954	184	27	27		
DIV. I NON-CONF.		11-9-0	.55	128	2-1-0	262	102	161	.49171	161	28	28		
<hr/>														
TOTALS		RPI 1-25	RPI 26-50		W-L RECORDS		RPI 51-100		RPI 101-150		RPI 150+			
15-12-0		0-1-0	0-0-0		OVERALL		1-3-0		3-1-0		11-7-0			
3-3-0		0-0-0	0-0-0		HOME		0-0-0		0-1-0		3-2-0			
9-6-0		0-1-0	0-0-0		AWAY		0-3-0		2-0-0		7-2-0			
3-3-0		0-0-0	0-0-0		NEUTRAL		1-0-0		1-0-0		1-3-0			
11-9-0		0-1-0	0-0-0		NON-CONFERENCE		1-3-0		3-1-0		7-4-0			
1-1-0		0-0-0	0-0-0		HOME		0-0-0		0-1-0		1-0-0			
7-5-0		0-1-0	0-0-		AWAY		0-3-0		2-0-0		5-1-0			
3-3-0		0-0-0	0-0-0		NEUTRAL		1-0-0		1-0-0		1-3-0			
4-3-0		0-0-0	0-0-0		CONFERENCE		0-0-0		0-0-0		4-3-0			
2-2-0		0-0-0	0-0-0		HOME		0-0-0		0-0-0		2-2-0			
2-1-0		0-0-0	0-0-0		AWAY		0-0-0		0-0-0		2-1-0			
0-0-0		0-0-0	0-0-0		NEUTRAL		0-0-0		0-0-0		0-0-0			
RPI	S	Opponent	Score		RPI	S	Opponent	Score		RPI	S	Opponent	Score	
10	A	LSU	5	6						103	N	Tulane	7	6
							75 A Houston	3	6	120	H	Stony Brook	4	13
							75 A Houston	7	9	140	A	SFA	5	4
							75 A Houston	2	3	140	A	SFA	8	5
							84 N Air Force	17	2	152	N	La.-Monroe	3	10
										169	H	Navy	2	5
										169	H	Navy	5	2
										210	A	Siena	6	1
										212	N	Saint Joseph's	11	5
										212	N	Saint Joseph's	2	3
										224	A	Ohio	8	6
										224	A	Ohio	11	2
										224	A	Ohio	0	1
										237	H	Hofstra	9	5
										252	A	Bucknell	16	9
										252	A	Bucknell	6	7
										252	A	Bucknell	4	3
										252	H	Bucknell	0	2
										252	H	Bucknell	11	1
										293	A	Longwood	10	3
										293	A	Longwood	12	2
										296	N	Fairleigh Dickinson	5	10
LAST 10 GAMES														
							120 H Stony Brook	4	13			293 A Longwood	10	3
							212 N Saint Joseph's	11	5			252 A Bucknell	6	7
							252 H Bucknell	0	2			252 A Bucknell	4	3
							252 A Bucknell	16	9			210 A Siena	6	1
							169 H Navy	5	2			169 H Navy	2	5

Non-Div. I Games:

Army West Point

Average RPI Win: 157		WON-LOST	WINNING	LAST 10	STRENGTH OF		OPP. STRENGTH	TEAM	ADJ	CONF.	ADJ CONF.
Average RPI Loss: 86		RECORD	PCT. RANK	GAMES	SCHEDULE		OF SCHEDULE	RPI	RPI	RPI	RPI
DIV. I ONLY		10-18-0	.35714	231	4-6-0		93	124	185	.47856	185
DIV. I NON-CONF.		5-14-0	.26316	247	0-2-0		24	191	166	.48645	166
TOTALS		RPI 1-25	RPI 26-50		W-L RECORDS		RPI 51-100		RPI 101-150		RPI 150+
10-18-0		0-4-0	0-2-0		OVERALL		2-5-0		2-4-0		6-3-0
7-10-0		0-3-0	0-0-0		HOME		1-3-0		1-2-0		5-2-0
3-8-0		0-1-0	0-2-0		AWAY		1-2-0		1-2-0		1-1-0
0-0-0		0-0-0	0-0-0		NEUTRAL		0-0-0		0-0-0		0-0-0
5-14-0		0-4-0	0-2-0		NON-CONFERENCE		1-3-0		1-2-0		3-3-0
3-8-0		0-3-0	0-0-0		HOME		1-3-0		0-0-0		2-2-0
2-6-0		0-1-0	0-0-0		AWAY		0-0-0		1-2-0		1-1-0
0-0-0		0-0-0	0-0-0		NEUTRAL		0-0-0		0-0-0		0-0-0
5-4-0		0-0-0	0-0-0		CONFERENCE		1-2-0		1-2-0		3-0-0
4-2-0		0-0-0	0-0-0		HOME		0-0-0		1-2-0		3-0-0
1-2-0		0-0-0	0-0-0		AWAY		1-2-0		0-0-0		0-0-0
0-0-0		0-0-0	0-0-0		NEUTRAL		0-0-0		0-0-0		0-0-0
RPI S	Opponent	Score	RPI S	Opponent	Score	RPI S	Opponent	Score	RPI S	Opponent	Score
20 A	Oklahoma St.	3 8	28 A	Mississippi St.	4 15	52 H	Evansville	7 5	124 H	Louisiana	4 1
25 H	Creighton	10 12	30 A	Ole Miss	8 11	52 H	Evansville	1 3	124 H	Louisiana	2 4
25 H	Creighton	8 10				52 H	Evansville	5 10	124 H	Louisiana	10 16
25 H	Creighton	8 13				60 H	Louisiana Tech	3 5	148 A	Northwestern St.	5 7
						74 A	Ga. Southern	6 7	148 A	Northwestern St.	0 1
						74 A	Ga. Southern	11 10	148 A	Northwestern St.	7 5
						74 A	Ga. Southern	10 15	164 H	South Dakota St.	6 8
									164 H	South Dakota St.	10 3
									164 H	South Dakota St.	7 6
									164 H	South Dakota St.	4 9
									202 A	Central Ark.	5 1
									213 A	Oral Roberts	3 4
									214 H	Georgia St.	9 1
									214 H	Georgia St.	6 2
									214 H	Georgia St.	3 2
LAST 10 GAMES											
148 A	Northwestern St.	5 7	214 H	Georgia St.	9 1						
148 A	Northwestern St.	7 5	213 A	Oral Roberts	3 4						
164 H	South Dakota St.	10 3	74 A	Ga. Southern	10 15						
214 H	Georgia St.	3 2	74 A	Ga. Southern	11 10						
214 H	Georgia St.	6 2	74 A	Ga. Southern	6 7						

Non-Div. I Games:

Little Rock

L
a
f
a
y
e
t
t
e

Lafayette

Average RPI Win:	209	WON-LOST RECORD	WINNING PCT. RANK	LAST 10 GAMES	STRENGTH OF SCHEDULE	OPP. STRENGTH OF SCHEDULE	TEAM RPI	ADJ RPI	CONF. RPI	ADJ CONF. RPI						
DIV. I ONLY		14-12-0	.53846	124	5-5-0	219	144	187	.47774	187	17	17				
DIV. I NON-CONF.		11-9-0	.55	128	2-2-0	265	118	213	.45934	213	19	19				
<hr/>																
TOTALS	RPI 1-25	RPI 26-50		W-L RECORDS		RPI 51-100		RPI 101-150		RPI 150+						
14-12-0	0-1-0	0-3-0		OVERALL		0-3-0		1-1-0		13-4-0						
11-5-0	0-0-0	0-3-0		HOME		0-0-0		1-0-0		10-2-0						
3-6-0	0-0-0	0-0-0		AWAY		0-3-0		0-1-0		3-2-0						
0-1-0	0-1-0	0-0-0		NEUTRAL		0-0-0		0-0-0		0-0-0						
11-9-0	0-1-0	0-3-0		NON-CONFERENCE		0-0-0		1-1-0		10-4-0						
8-5-0	0-0-0	0-3-0		HOME		0-0-0		1-0-0		7-2-0						
3-3-0	0-0-0	0-0-		AWAY		0-0-0		0-1-0		3-2-0						
0-1-0	0-1-0	0-0-0		NEUTRAL		0-0-0		0-0-0		0-0-0						
3-3-0	0-0-0	0-0-0		CONFERENCE		0-3-0		0-0-0		3-0-0						
3-0-0	0-0-0	0-0-0		HOME		0-0-0		0-0-0		3-0-0						
0-3-0	0-0-0	0-0-0		AWAY		0-3-0		0-0-0		0-0-0						
0-0-0	0-0-0	0-0-0		NEUTRAL		0-0-0		0-0-0		0-0-0						
<hr/>																
RPI	S	Opponent	Score		RPI	S	Opponent	Score		RPI	S	Opponent	Score			
3	N	Vanderbilt	1	15	42	H	Xavier	6	7	63	A	Jacksonville	5	6		
					42	H	Xavier	1	10	63	A	Jacksonville	2	3		
					42	H	Xavier	2	4	63	A	Jacksonville	4	5		
												123	H	Memphis	3	2
												145	A	Austin Peay	11	12
												153	A	Ohio St.	3	14
												153	A	Ohio St.	9	3
												153	A	Ohio St.	6	7
												170	H	Western Ky.	3	1
												195	H	Toledo	12	6
												209	A	Middle Tenn.	8	6
												216	A	Belmont	18	3
												218	H	Hartford	7	0
												218	H	Hartford	9	8
												226	H	Valparaiso	6	0
												226	H	Valparaiso	6	8
												228	H	Kennesaw St.	13	2
												228	H	Kennesaw St.	6	3
												228	H	Kennesaw St.	4	3
												232	H	Western Mich.	13	5
												232	H	Western Mich.	5	17
												275	H	Tennessee Tech	4	1
<hr/>																
LAST 10 GAMES																
					42	H	Xavier	2	4	3	N	Vanderbilt	1	15		
					232	H	Western Mich.	13	5	63	A	Jacksonville	2	3		
					228	H	Kennesaw St.	13	2	63	A	Jacksonville	4	5		
					228	H	Kennesaw St.	4	3	63	A	Jacksonville	5	6		
					228	H	Kennesaw St.	6	3	209	A	Middle Tenn.	8	6		

Non-Div. I Games:

Lipscomb

Average RPI Win:	219	WON-LOST	WINNING	LAST 10	STRENGTH OF	OPP. STRENGTH	TEAM	ADJ	CONF.	ADJ CONF.	
Average RPI Loss:	110	RECORD	PCT. RANK	GAMES	SCHEDULE	OF SCHEDULE	RPI	RPI	RPI	RPI	
DIV. I ONLY	14-9-1	.60417	92	4-5-1	241	194	188	.4777	188	23	23
DIV. I NON-CONF.	11-9-1	.54762	134	1-5-1	247	181	201	.46524	201	25	25
TOTALS	RPI 1-25	RPI 26-50	W-L RECORDS	RPI 51-100	RPI 101-150	RPI 150+					
14-9-1	0-0-0	1-2-0	OVERALL	1-4-0	0-1-0	12-2-1					
11-5-1	0-0-0	0-0-0	HOME	1-3-0	0-0-0	10-2-1					
3-4-0	0-0-0	1-2-0	AWAY	0-1-0	0-1-0	2-0-0					
0-0-0	0-0-0	0-0-0	NEUTRAL	0-0-0	0-0-0	0-0-0					
11-9-1	0-0-0	1-2-0	NON-CONFERENCE	1-4-0	0-1-0	9-2-1					
8-5-1	0-0-0	0-0-0	HOME	1-3-0	0-0-0	7-2-1					
3-4-0	0-0-0	1-0-	AWAY	0-1-0	0-1-0	2-0-0					
0-0-0	0-0-0	0-0-0	NEUTRAL	0-0-0	0-0-0	0-0-0					
3-0-0	0-0-0	0-0-0	CONFERENCE	0-0-0	0-0-0	3-0-0					
3-0-0	0-0-0	0-0-0	HOME	0-0-0	0-0-0	3-0-0					
0-0-0	0-0-0	0-0-0	AWAY	0-0-0	0-0-0	0-0-0					
0-0-0	0-0-0	0-0-0	NEUTRAL	0-0-0	0-0-0	0-0-0					
RPI	S	Opponent	Score	RPI	S	Opponent	Score	RPI	S	Opponent	Score
29	A	Georgia Tech	7 1	58	H	Bryant	10 8	108	A	Virginia	1 5
43	A	Virginia Tech	1 10	87	H	Marist	2 8	192	H	Quinnipiac	5 6
43	A	Virginia Tech	6 8	87	H	Marist	5 10	195	H	Toledo	6 4
				87	H	Marist	1 11	214	A	Georgia St.	13 6
				88	A	Duke	2 5	228	A	Kennesaw St.	9 8
								231	H	Monmouth	6 6
								241	H	Princeton	4 1
								253	H	George Mason	19 4
								253	H	George Mason	10 7
								253	H	George Mason	15 2
								259	H	Rider	6 1
								259	H	Rider	10 1
								259	H	Rider	3 6
								274	H	Bowling Green	8 6
								274	H	Bowling Green	16 2
								274	H	Bowling Green	4 3
LAST 10 GAMES											
259	H	Rider	10 1	108	A	Virginia	1 5				
259	H	Rider	6 1	87	H	Marist	5 10				
253	H	George Mason	10 7	87	H	Marist	1 11				
253	H	George Mason	19 4	87	H	Marist	2 8				
253	H	George Mason	15 2	231	H	Monmouth	6 6				

Non-Div. I Games:

Richmond

Average RPI Win: 237		WON-LOST RECORD		WINNING PCT. RANK		LAST 10 GAMES		STRENGTH OF SCHEDULE		OPP. STRENGTH OF SCHEDULE		TEAM RPI		ADJ RPI		CONF. RPI		ADJ CONF. RPI	
DIV. I ONLY		14-13-0		.51852 136		6-4-0		200		221		189		.47745 189		20		20	
DIV. I NON-CONF.		8-10-0		.44444 172		1-1-0		134		182		183		.47819 183		20		20	
TOTALS		RPI 1-25		RPI 26-50		W-L RECORDS		RPI 51-100		RPI 101-150		RPI 150+							
14-13-0		0-0-0		0-3-0		OVERALL		1-2-0		1-5-0		12-3-0							
9-6-0		0-0-0		0-0-0		HOME		1-1-0		1-2-0		7-3-0							
5-7-0		0-0-0		0-3-0		AWAY		0-1-0		0-3-0		5-0-0							
0-0-0		0-0-0		0-0-0		NEUTRAL		0-0-0		0-0-0		0-0-0							
8-10-0		0-0-0		0-3-0		NON-CONFERENCE		1-2-0		1-2-0		6-3-0							
6-6-0		0-0-0		0-0-0		HOME		1-1-0		1-2-0		4-3-0							
2-4-0		0-0-0		0-0-		AWAY		0-1-0		0-0-0		2-0-0							
0-0-0		0-0-0		0-0-0		NEUTRAL		0-0-0		0-0-0		0-0-0							
6-3-0		0-0-0		0-0-0		CONFERENCE		0-0-0		0-3-0		6-0-0							
3-0-0		0-0-0		0-0-0		HOME		0-0-0		0-0-0		3-0-0							
3-3-0		0-0-0		0-0-0		AWAY		0-0-0		0-3-0		3-0-0							
0-0-0		0-0-0		0-0-0		NEUTRAL		0-0-0		0-0-0		0-0-0							
RPI	S	Opponent	Score	RPI	S	Opponent	Score	RPI	S	Opponent	Score	RPI	S	Opponent	Score				
33	A	Florida	4 16	58	H	Bryant	4 9	141	A	Radford	3 13								
33	A	Florida	5 28	62	A	South Carolina	6 8	141	A	Radford	11 20								
33	A	Florida	3 5	80	H	UNC Greensboro	6 3	141	A	Radford	4 5								
								147	H	Penn	5 13								
								147	H	Penn	4 13								
								147	H	Penn	4 1								
								178	A	Davidson	7 4								
								179	H	Furman	5 14								
								195	H	Toledo	17 3								
								195	H	Toledo	4 5								
								195	H	Toledo	7 8								
								253	H	George Mason	3 1								
								253	H	George Mason	7 0								
								261	H	Charleston So.	13 5								
								261	H	Charleston So.	9 1								
								261	H	Charleston So.	7 6								
								277	A	The Citadel	4 1								
								277	H	The Citadel	8 1								
								293	A	Longwood	10 3								
								293	A	Longwood	12 4								
								293	A	Longwood	9 3								
LAST 10 GAMES																			
147	H	Penn	4 1	179	H	Furman	5 14												
147	H	Penn	4 13	293	A	Longwood	10 3												
141	A	Radford	3 13	293	A	Longwood	9 3												
141	A	Radford	11 20	293	A	Longwood	12 4												
141	A	Radford	4 5	277	H	The Citadel	8 1												

Non-Div. I Games:

Winthrop

Average RPI Win:		210	WON-LOST RECORD		WINNING PCT. RANK		LAST 10 GAMES		STRENGTH OF SCHEDULE		OPP. STRENGTH OF SCHEDULE		TEAM RPI		ADJ RPI		CONF. RPI		ADJ CONF. RPI				
DIV. I ONLY			11-16-0		.40741 206		7-3-0		226		135		190		.4742 190		28		28				
DIV. I NON-CONF.			5-15-0		.25 249		1-2-0		170		82		191		.47422 191		27		27				
TOTALS		RPI 1-25		RPI 26-50		W-L RECORDS		RPI 51-100		RPI 101-150		RPI 150+											
11-16-0		0-1-0		0-4-0		OVERALL		0-4-0		1-1-0		10-6-0											
5-1-0		0-0-0		0-0-0		HOME		0-0-0		0-0-0		5-1-0											
6-15-0		0-1-0		0-4-0		AWAY		0-4-0		1-1-0		5-5-0											
0-0-0		0-0-0		0-0-0		NEUTRAL		0-0-0		0-0-0		0-0-0											
5-15-0		0-1-0		0-4-0		NON-CONFERENCE		0-4-0		1-1-0		4-5-0											
0-0-0		0-0-0		0-0-0		HOME		0-0-0		0-0-0		0-0-0											
5-15-0		0-1-0		0-0-		AWAY		0-4-0		1-1-0		4-5-0											
0-0-0		0-0-0		0-0-0		NEUTRAL		0-0-0		0-0-0		0-0-0											
6-1-0		0-0-0		0-0-0		CONFERENCE		0-0-0		0-0-0		6-1-0											
5-1-0		0-0-0		0-0-0		HOME		0-0-0		0-0-0		5-1-0											
1-0-0		0-0-0		0-0-0		AWAY		0-0-0		0-0-0		1-0-0											
0-0-0		0-0-0		0-0-0		NEUTRAL		0-0-0		0-0-0		0-0-0											
RPI	S	Opponent		Score		RPI	S	Opponent		Score		RPI	S	Opponent		Score							
21	A	West Virginia		4	5	35	A	Indiana		6	18	64	A	Kentucky		2	10	137	A	Kansas St.		5	6
						35	A	Indiana		1	12	64	A	Kentucky		3	12	137	A	Kansas St.		15	3
						35	A	Indiana		5	16	64	A	Kentucky		3	4	155	A	Dayton		2	1
						35	A	Indiana		2	5	90	A	Wright St.		2	3	155	A	Dayton		13	17
														155 A Dayton		2	6	182	A	Charlotte		5	3
														182 A Charlotte		2	9	182	A	Charlotte		10	5
														210 H Siena		4	3	210	H	Siena		5	4
														210 H Siena				210	H	Siena		14	12
														233 H Manhattan		3	2	233	H	Manhattan		4	5
														233 H Manhattan		10	4	233	H	Manhattan			
														269 A N.C. Central		2	5	269	A	N.C. Central		8	3
														269 A N.C. Central		0	9	269	A	N.C. Central			
														284 A Niagara		9	0	284	A	Niagara			
LAST 10 GAMES																							
						284	A	Niagara		9	0	21	A	West Virginia		4	5	233	H	Manhattan		4	5
						210	H	Siena		14	12	182	A	Charlotte		5	3	210	H	Siena		5	4
						35	A	Indiana		5	16	210	H	Siena				233	H	Manhattan		10	4
						35	A	Indiana		2	5												
						155	A	Dayton		2	1												

Non-Div. I Games:

Canisius

Non-Div. I Games:

UIC

Average RPI Win:	248	WON-LOST	WINNING	LAST 10	STRENGTH OF	OPP. STRENGTH	TEAM	ADJ	CONF.	ADJ CONF.	
Average RPI Loss:	125	RECORD	PCT. RANK	GAMES	SCHEDULE	OF SCHEDULE	RPI	RPI	RPI	RPI	
DIV. I ONLY	11-13-0	.45833	176	7-3-0	215	249	192	.47377	192	28	28
DIV. I NON-CONF.	5-13-0	.27778	241	1-3-0	75	233	168	.48553	168	27	27
TOTALS	RPI 1-25	RPI 26-50	W-L RECORDS	RPI 51-100	RPI 101-150	RPI 150+					
11-13-0	0-0-0	0-0-0	OVERALL	1-7-0	0-2-0	10-4-0					
3-2-0	0-0-0	0-0-0	HOME	0-0-0	0-1-0	3-1-0					
8-8-0	0-0-0	0-0-0	AWAY	1-5-0	0-1-0	7-2-0					
0-3-0	0-0-0	0-0-0	NEUTRAL	0-2-0	0-0-0	0-1-0					
5-13-0	0-0-0	0-0-0	NON-CONFERENCE	1-7-0	0-2-0	4-4-0					
0-2-0	0-0-0	0-0-0	HOME	0-0-0	0-1-0	0-1-0					
5-8-0	0-0-0	0-0-	AWAY	1-5-0	0-1-0	4-2-0					
0-3-0	0-0-0	0-0-0	NEUTRAL	0-2-0	0-0-0	0-1-0					
6-0-0	0-0-0	0-0-0	CONFERENCE	0-0-0	0-0-0	6-0-0					
3-0-0	0-0-0	0-0-0	HOME	0-0-0	0-0-0	3-0-0					
3-0-0	0-0-0	0-0-0	AWAY	0-0-0	0-0-0	3-0-0					
0-0-0	0-0-0	0-0-0	NEUTRAL	0-0-0	0-0-0	0-0-0					
RPI	S	Opponent	Score	RPI	S	Opponent	Score	RPI	S	Opponent	Score
						58 N Bryant	2 5	111 H Rhode Island		4 5	
						80 A UNC Greensboro	2 8	138 A Yale		2 11	
						80 A UNC Greensboro	5 12	175 A FGCU		5 6	
						81 N Elon	1 11	175 A FGCU		8 9	
						94 A Fla. Atlantic	4 7	175 A FGCU		9 4	
						94 A Fla. Atlantic	0 7	188 A Richmond		6 5	
						100 A Wake Forest	8 6	195 N Toledo		8 9	
						100 A Wake Forest	5 15	240 H Dartmouth		2 9	
								258 A Norfolk St.		14 4	
								258 A Norfolk St.		7 1	
								284 A Niagara		3 1	
								284 A Niagara		7 1	
								284 A Niagara		7 2	
								299 H Saint Peter's		2 0	
								299 H Saint Peter's		13 0	
								299 H Saint Peter's		5 4	
LAST 10 GAMES											
			284 A Niagara	3 1		299 H Saint Peter's	2 0				
			284 A Niagara	7 2		299 H Saint Peter's	5 4				
			284 A Niagara	7 1		240 H Dartmouth	2 9				
			299 H Saint Peter's	13 0		111 H Rhode Island	4 5				
			81 N Elon	1 11		138 A Yale	2 11				

Non-Div. I Games:

Quinnipiac

Average RPI Win: 220		WON-LOST	WINNING	LAST 10	STRENGTH OF		OPP. STRENGTH	TEAM	ADJ	CONF.	ADJ CONF.
Average RPI Loss: 92		RECORD	PCT. RANK	GAMES	SCHEDULE		OF SCHEDULE	RPI	RPI	RPI	RPI
DIV. I ONLY		6-20-0	.23077	276	0-10-0		51	219	193	.47253	193
DIV. I NON-CONF.		6-14-0	.3	229	0-4-0		205	238	226	.44654	226
TOTALS		RPI 1-25	RPI 26-50		W-L RECORDS		RPI 51-100		RPI 101-150		RPI 150+
6-20-0		0-6-0	0-0-0		OVERALL		0-8-0		0-2-0		6-4-0
2-4-0		0-3-0	0-0-0		HOME		0-0-0		0-0-0		2-1-0
4-16-0		0-3-0	0-0-0		AWAY		0-8-0		0-2-0		4-3-0
0-0-0		0-0-0	0-0-0		NEUTRAL		0-0-0		0-0-0		0-0-0
6-14-0		0-0-0	0-0-0		NON-CONFERENCE		0-8-0		0-2-0		6-4-0
2-1-0		0-0-0	0-0-0		HOME		0-0-0		0-0-0		2-1-0
4-13-0		0-0-0	0-0-		AWAY		0-8-0		0-2-0		4-3-0
0-0-0		0-0-0	0-0-0		NEUTRAL		0-0-0		0-0-0		0-0-0
0-6-0		0-6-0	0-0-0		CONFERENCE		0-0-0		0-0-0		0-0-0
0-3-0		0-3-0	0-0-0		HOME		0-0-0		0-0-0		0-0-0
0-3-0		0-3-0	0-0-0		AWAY		0-0-0		0-0-0		0-0-0
0-0-0		0-0-0	0-0-0		NEUTRAL		0-0-0		0-0-0		0-0-0
RPI S	Opponent	Score	RPI S	Opponent	Score	RPI S	Opponent	Score	RPI S	Opponent	Score
8 A	Arizona St.	0 6				53 A	UC Irvine	4 8	130 A	UNLV	3 17
8 A	Arizona St.	7 8				53 A	UC Irvine	1 5	130 A	UNLV	7 12
8 A	Arizona St.	5 6				53 A	UC Irvine	1 4	165 A	Nevada	1 8
11 H	Stanford	1 7				67 A	Loyola Marymount	2 3	165 A	Nevada	3 1
11 H	Stanford	5 8				86 A	Saint Mary's (CA)	3 6	165 A	Nevada	16 2
11 H	Stanford	2 14				86 A	Saint Mary's (CA)	8 14	206 H	CSUN	3 1
						86 A	Saint Mary's (CA)	1 8	206 H	CSUN	1 5
						86 A	Saint Mary's (CA)	1 9	206 H	CSUN	10 1
									290 A	Santa Clara	2 4
									290 A	Santa Clara	10 0
									290 A	Santa Clara	10 6
									290 A	Santa Clara	1 3
LAST 10 GAMES											
86 A	Saint Mary's (CA)	3 6	53 A	UC Irvine	4 8						
11 H	Stanford	2 14	53 A	UC Irvine	1 5						
11 H	Stanford	5 8	53 A	UC Irvine	1 4						
11 H	Stanford	1 7	8 A	Arizona St.	5 6						
67 A	Loyola Marymount	2 3	8 A	Arizona St.	7 8						

Non-Div. I Games:

Washington St.

Average RPI Win:		203	WON-LOST RECORD		WINNING PCT. RANK		LAST 10 GAMES		STRENGTH OF SCHEDULE		OPP. STRENGTH OF SCHEDULE		TEAM RPI		ADJ RPI		CONF. RPI		ADJ CONF. RPI	
DIV. I ONLY			10-16-0		.38462 219		5-5-0		146		170		194		.47199 194		5		5	
DIV. I NON-CONF.			7-13-0		.35 214		2-2-0		185		220		230		.44568 230		5		5	
TOTALS		RPI 1-25		RPI 26-50		W-L RECORDS		RPI 51-100		RPI 101-150		RPI 150+								
10-16-0		0-3-0		1-1-0		OVERALL		0-5-0		3-3-0		6-4-0								
7-5-0		0-0-0		1-0-0		HOME		0-1-0		1-2-0		5-2-0								
3-11-0		0-3-0		0-1-0		AWAY		0-4-0		2-1-0		1-2-0								
0-0-0		0-0-0		0-0-0		NEUTRAL		0-0-0		0-0-0		0-0-0								
7-13-0		0-3-0		1-1-0		NON-CONFERENCE		0-5-0		0-0-0		6-4-0								
6-3-0		0-0-0		1-0-0		HOME		0-1-0		0-0-0		5-2-0								
1-10-0		0-3-0		0-0-		AWAY		0-4-0		0-0-0		1-2-0								
0-0-0		0-0-0		0-0-0		NEUTRAL		0-0-0		0-0-0		0-0-0								
3-3-0		0-0-0		0-0-0		CONFERENCE		0-0-0		3-3-0		0-0-0								
1-2-0		0-0-0		0-0-0		HOME		0-0-0		1-2-0		0-0-0								
2-1-0		0-0-0		0-0-0		AWAY		0-0-0		2-1-0		0-0-0								
0-0-0		0-0-0		0-0-0		NEUTRAL		0-0-0		0-0-0		0-0-0								
RPI	S	Opponent		Score		RPI	S	Opponent		Score		RPI	S	Opponent		Score				
4	A	Auburn		0	5	35	A	Indiana		1	7	90	A	Wright St.		4	10			
4	A	Auburn		5	9	35	H	Indiana		7	5	90	H	Wright St.		3	8			
4	A	Auburn		0	5							94	A	Fla. Atlantic		7	8			
												94	A	Fla. Atlantic		0	9			
												94	A	Fla. Atlantic		3	5			
												103	H	Tulane		7	6			
												103	H	Tulane		1	8			
												103	H	Tulane		4	19			
												134	A	South Fla.		2	4			
												134	A	South Fla.		6	5			
												134	A	South Fla.		4	1			
												222	A	Houston Baptist		5	4			
												222	A	Houston Baptist		4	5			
												222	A	Houston Baptist		1	2			
												274	H	Bowling Green		4	3			
												274	H	Bowling Green		4	3			
												274	H	Bowling Green		4	3			
												284	H	Niagara		5	0			
												284	H	Niagara		1	2			
												284	H	Niagara		7	8			
												291	H	Northern Ky.		14	6			
LAST 10 GAMES																				
103 H Tulane						1	8	134 A South Fla.						6	5					
103 H Tulane						4	19	134 A South Fla.						2	4					
291 H Northern Ky.						14	6	90 A Wright St.						4	10					
103 H Tulane						7	6	284 H Niagara						7	8					
134 A South Fla.						4	1	284 H Niagara						5	0					

Non-Div. I Games:

Cincinnati

Average RPI Win:	192	WON-LOST RECORD	WINNING PCT. RANK	LAST 10 GAMES	STRENGTH OF SCHEDULE	OPP. STRENGTH OF SCHEDULE	TEAM RPI	ADJ RPI	CONF. RPI	ADJ CONF. RPI	
Average RPI Loss:	206										
DIV. I ONLY	9-14-0	.3913	217	3-7-0	190	262	195	.47198	195	24	24
DIV. I NON-CONF.	9-10-0	.47368	160	3-3-0	140	254	118	.51828	118	23	23
<hr/>											
TOTALS	RPI 1-25	RPI 26-50		W-L RECORDS	RPI 51-100		RPI 101-150		RPI 150+		
9-14-0	0-0-0	0-0-0		OVERALL	1-1-0		0-0-0		8-13-0		
0-1-0	0-0-0	0-0-0		HOME	0-0-0		0-0-0		0-1-0		
5-12-0	0-0-0	0-0-0		AWAY	0-1-0		0-0-0		5-11-0		
4-1-0	0-0-0	0-0-0		NEUTRAL	1-0-0		0-0-0		3-1-0		
9-10-0	0-0-0	0-0-0		NON-CONFERENCE	1-1-0		0-0-0		8-9-0		
0-0-0	0-0-0	0-0-0		HOME	0-0-0		0-0-0		0-0-0		
5-9-0	0-0-0	0-0-		AWAY	0-1-0		0-0-0		5-8-0		
4-1-0	0-0-0	0-0-0		NEUTRAL	1-0-0		0-0-0		3-1-0		
0-4-0	0-0-0	0-0-0		CONFERENCE	0-0-0		0-0-0		0-4-0		
0-1-0	0-0-0	0-0-0		HOME	0-0-0		0-0-0		0-1-0		
0-3-0	0-0-0	0-0-0		AWAY	0-0-0		0-0-0		0-3-0		
0-0-0	0-0-0	0-0-0		NEUTRAL	0-0-0		0-0-0		0-0-0		
RPI	S	Opponent	Score	RPI	S	Opponent	Score	RPI	S	Opponent	Score
								</			

Non-Div. I Games:

Toledo

Average RPI Win:		167	WON-LOST RECORD		WINNING PCT. RANK		LAST 10 GAMES		STRENGTH OF SCHEDULE		OPP. STRENGTH OF SCHEDULE		TEAM RPI		ADJ RPI		CONF. RPI		ADJ CONF. RPI	
DIV. I ONLY			11-15-0		.42308 195		5-5-0		192		61		196		.47189 196		9		9	
DIV. I NON-CONF.			7-10-0		.41176 192		1-1-0		174		59		176		.4815 176		9		9	
TOTALS		RPI 1-25		RPI 26-50		W-L RECORDS		RPI 51-100		RPI 101-150		RPI 150+								
11-15-0		0-3-0		0-1-0		OVERALL		2-4-0		3-3-0		6-4-0								
7-6-0		0-0-0		0-0-0		HOME		1-2-0		1-1-0		5-3-0								
3-9-0		0-3-0		0-1-0		AWAY		1-2-0		2-2-0		0-1-0								
1-0-0		0-0-0		0-0-0		NEUTRAL		0-0-0		0-0-0		1-0-0								
7-10-0		0-3-0		0-1-0		NON-CONFERENCE		1-2-0		1-2-0		5-2-0								
5-2-0		0-0-0		0-0-0		HOME		0-0-0		1-1-0		4-1-0								
1-8-0		0-3-0		0-0-		AWAY		1-2-0		0-1-0		0-1-0								
1-0-0		0-0-0		0-0-0		NEUTRAL		0-0-0		0-0-0		1-0-0								
4-5-0		0-0-0		0-0-0		CONFERENCE		1-2-0		2-1-0		1-2-0								
2-4-0		0-0-0		0-0-0		HOME		1-2-0		0-0-0		1-2-0								
2-1-0		0-0-0		0-0-0		AWAY		0-0-0		2-1-0		0-0-0								
0-0-0		0-0-0		0-0-0		NEUTRAL		0-0-0		0-0-0		0-0-0								
RPI	S	Opponent		Score		RPI	S	Opponent		Score		RPI	S	Opponent		Score				
7	A	Tennessee		0	6	37	A	Miami (FL)		1	6	56	H	Texas St.		3	0			
7	A	Tennessee		0	3							56	H	Texas St.		3	8			
7	A	Tennessee		0	2							56	H	Texas St.		4	5			
												62	A	South Carolina		1	3			
												94	A	Fla. Atlantic		6	3			
												100	A	Wake Forest		4	5			
												124	A	Louisiana		6	5			
												124	A	Louisiana		4	7			
												124	A	Louisiana		6	5			
												141	A	Radford		0	5			
												144	H	Gardner-Webb		3	12			
												144	H	Gardner-Webb		24	3			
												167	N	Michigan St.		9	6			
												179	A	Furman		5	6			
												179	H	Furman		14	0			
												214	H	Georgia St.		9	3			
												214	H	Georgia St.		6	17			
												214	H	Georgia St.		0	2			
												233	H	Manhattan		4	5			
												233	H	Manhattan		14	5			
												233	H	Manhattan		5	2			
												269	H	N.C. Central		13	0			
LAST 10 GAMES																				
179	A	Furman		5	6	56	H	Texas St.		3	8									
144	H	Gardner-Webb		24	3	141	A	Radford		0	5									
144	H	Gardner-Webb		3	12	124	A	Louisiana		6	5									
		56 H Texas St.		3	0	124	A	Louisiana		4	7									
		56 H Texas St.		4	5	124	A	Louisiana		6	5									

Non-Div. I Games:

Appalachian St.

Average RPI Win:	184	WON-LOST RECORD	WINNING PCT. RANK	LAST 10 GAMES	STRENGTH OF SCHEDULE	OPP. STRENGTH OF SCHEDULE	TEAM RPI	ADJ RPI	CONF. RPI	ADJ CONF. RPI	
Average RPI Loss:	128										
DIV. I ONLY	14-14-0	.5	151	6-4-0	204	146	197	.47168	197	19	19
DIV. I NON-CONF.	8-11-0	.42105	186	2-2-0	214	123	222	.45141	222	22	22
<hr/>											
TOTALS	RPI 1-25	RPI 26-50		W-L RECORDS	RPI 51-100		RPI 101-150		RPI 150+		
14-14-0	0-1-0	0-0-0		OVERALL	2-5-0		5-4-0		7-4-0		
11-7-0	0-0-0	0-0-0		HOME	2-1-0		3-2-0		6-4-0		
3-7-0	0-1-0	0-0-0		AWAY	0-4-0		2-2-0		1-0-0		
0-0-0	0-0-0	0-0-0		NEUTRAL	0-0-0		0-0-0		0-0-0		
<hr/>											
8-11-0	0-1-0	0-0-0		NON-CONFERENCE	0-4-0		4-2-0		4-4-0		
6-6-0	0-0-0	0-0-0		HOME	0-0-0		3-2-0		3-4-0		
2-5-0	0-1-0	0-0-		AWAY	0-4-0		1-0-0		1-0-0		
0-0-0	0-0-0	0-0-0		NEUTRAL	0-0-0		0-0-0		0-0-0		
<hr/>											
6-3-0	0-0-0	0-0-0		CONFERENCE	2-1-0		1-2-0		3-0-0		
5-1-0	0-0-0	0-0-0		HOME	2-1-0		0-0-0		3-0-0		
1-2-0	0-0-0	0-0-0		AWAY	0-0-0		1-2-0		0-0-0		
0-0-0	0-0-0	0-0-0		NEUTRAL	0-0-0		0-0-0		0-0-0		
<hr/>											
RPI S	Opponent	Score		RPI S	Opponent	Score		RPI S	Opponent	Score	
24 A	Georgia	1	5					132 H	Samford	3	5
				55 A	Alabama	2	13	135 A	Troy	9	7
				63 A	Jacksonville	2	5	135 H	Troy	9	5
				63 A	Jacksonville	1	2	136 H	Purdue	3	0
				63 A	Jacksonville	7	16	136 H	Purdue	5	9
				82 H	Eastern Ill.	6	5	136 H	Purdue	4	0
				82 H	Eastern Ill.	4	5	139 A	Murray St.	4	2
				82 H	Eastern Ill.	12	5	139 A	Murray St.	7	8
								139 A	Murray St.	8	9
								160 A	UAB	5	3
								180 H	FIU	2	5
								180 H	FIU	1	2
								180 H	FIU	3	1
								250 H	Alabama St.	5	9
								275 H	Tennessee Tech	12	10
								275 H	Tennessee Tech	8	7
								275 H	Tennessee Tech	5	3
								285 H	North Ala.	14	1
								285 H	North Ala.	12	10
								285 H	North Ala.	1	2
LAST 10 GAMES											
180 H	FIU	2	5	275 H	Tennessee Tech	12	10				
180 H	FIU	3	1	275 H	Tennessee Tech	5	3				
285 H	North Ala.	1	2	250 H	Alabama St.	5	9				
285 H	North Ala.	12	10	139 A	Murray St.	8	9				
275 H	Tennessee Tech	8	7	139 A	Murray St.	4	2				

Non-Div. I Games:

Jacksonville St.

Average RPI Win:		162	WON-LOST RECORD		WINNING PCT. RANK		LAST 10 GAMES		STRENGTH OF SCHEDULE		OPP. STRENGTH OF SCHEDULE		TEAM RPI		ADJ RPI		CONF. RPI		ADJ CONF. RPI	
DIV. I ONLY			11-16-0		.40741 206		2-8-0		79		197		198		.47108 198		12		12	
DIV. I NON-CONF.			10-14-0		.41667 190		1-6-0		129		192		211		.45992 211		11		11	
TOTALS		RPI 1-25		RPI 26-50		W-L RECORDS		RPI 51-100		RPI 101-150		RPI 150+								
11-16-0		1-3-0		0-0-0		OVERALL		4-7-0		0-0-0		6-6-0								
10-13-0		1-3-0		0-0-0		HOME		4-7-0		0-0-0		5-3-0								
1-3-0		0-0-0		0-0-0		AWAY		0-0-0		0-0-0		1-3-0								
0-0-0		0-0-0		0-0-0		NEUTRAL		0-0-0		0-0-0		0-0-0								
10-14-0		1-3-0		0-0-0		NON-CONFERENCE		3-5-0		0-0-0		6-6-0								
9-11-0		1-3-0		0-0-0		HOME		3-5-0		0-0-0		5-3-0								
1-3-0		0-0-0		0-0-		AWAY		0-0-0		0-0-0		1-3-0								
0-0-0		0-0-0		0-0-0		NEUTRAL		0-0-0		0-0-0		0-0-0								
1-2-0		0-0-0		0-0-0		CONFERENCE		1-2-0		0-0-0		0-0-0								
1-2-0		0-0-0		0-0-0		HOME		1-2-0		0-0-0		0-0-0								
0-0-0		0-0-0		0-0-0		AWAY		0-0-0		0-0-0		0-0-0								
0-0-0		0-0-0		0-0-0		NEUTRAL		0-0-0		0-0-0		0-0-0								
RPI	S	Opponent		Score		RPI	S	Opponent		Score		RPI	S	Opponent		Score				
18	H	Oregon		7	6			51	H	Iowa	8	10	153	A	Ohio St.		5	7		
18	H	Oregon		7	8			51	H	Iowa	8	7	153	A	Ohio St.		5	6		
18	H	Oregon		3	4			51	H	Iowa	4	6	153	A	Ohio St.		4	6		
18	H	Oregon		1	3			51	H	Iowa	7	1	153	A	Ohio St.		15	3		
								53	H	UC Irvine	5	8	211	H	CSU Bakersfield		7	4		
								53	H	UC Irvine	0	4	211	H	CSU Bakersfield		4	8		
								53	H	UC Irvine	10	2	211	H	CSU Bakersfield		0	2		
								77	H	Portland	0	4	211	H	CSU Bakersfield		4	5		
								77	H	Portland	9	5	293	H	Longwood		8	4		
								77	H	Portland	4	7	293	H	Longwood		5	4		
								77	H	Portland	4	10	293	H	Longwood		9	1		
													293	H	Longwood		9	3		
LAST 10 GAMES																				
						51	H	Iowa	4	6	153	A	Ohio St.	15	3					
						77	H	Portland	9	5	153	A	Ohio St.	5	7					
						53	H	UC Irvine	0	4	153	A	Ohio St.	5	6					
						53	H	UC Irvine	5	8	153	A	Ohio St.	4	6					
						53	H	UC Irvine	10	2	211	H	CSU Bakersfield	0	2					

Non-Div. I Games:

Hawaii

Average RPI Win: 176		WON-LOST	WINNING	LAST 10	STRENGTH OF		OPP. STRENGTH	TEAM	ADJ	CONF.	ADJ CONF.
Average RPI Loss: 119		RECORD	PCT. RANK	GAMES	SCHEDULE		OF SCHEDULE	RPI	RPI	RPI	RPI
DIV. I ONLY		6-19-0	.24	273	4-6-0		85	210	199	.47086	199
DIV. I NON-CONF.		3-16-0	.15789	281	1-3-0		50	196	196	.46782	196
TOTALS		RPI 1-25	RPI 26-50		W-L RECORDS		RPI 51-100		RPI 101-150		RPI 150+
6-19-0		0-6-0	0-0-0		OVERALL		1-0-0		1-8-0		4-5-0
2-2-0		0-0-0	0-0-0		HOME		1-0-0		0-0-0		1-2-0
4-17-0		0-6-0	0-0-0		AWAY		0-0-0		1-8-0		3-3-0
0-0-0		0-0-0	0-0-0		NEUTRAL		0-0-0		0-0-0		0-0-0
3-16-0		0-6-0	0-0-0		NON-CONFERENCE		1-0-0		1-8-0		1-2-0
1-0-0		0-0-0	0-0-0		HOME		1-0-0		0-0-0		0-0-0
2-16-0		0-6-0	0-0-		AWAY		0-0-0		1-8-0		1-2-0
0-0-0		0-0-0	0-0-0		NEUTRAL		0-0-0		0-0-0		0-0-0
3-3-0		0-0-0	0-0-0		CONFERENCE		0-0-0		0-0-0		3-3-0
1-2-0		0-0-0	0-0-0		HOME		0-0-0		0-0-0		1-2-0
2-1-0		0-0-0	0-0-0		AWAY		0-0-0		0-0-0		2-1-0
0-0-0		0-0-0	0-0-0		NEUTRAL		0-0-0		0-0-0		0-0-0
RPI S	Opponent	Score	RPI S	Opponent	Score	RPI S	Opponent	Score	RPI S	Opponent	Score
22 A	North Carolina	7 14				87 H	Marist	10 4	109 A	Arizona	4 12
22 A	North Carolina	0 5							109 A	Arizona	4 18
22 A	North Carolina	2 14							109 A	Arizona	4 19
24 A	Georgia	5 13							109 A	Arizona	5 20
24 A	Georgia	2 6							131 A	Penn St.	2 3
24 A	Georgia	5 12							131 A	Penn St.	6 7
									131 A	Penn St.	1 3
									141 A	Radford	7 6
									141 A	Radford	3 8
									163 A	UMBC	5 8
									163 A	UMBC	8 2
									163 A	UMBC	8 3
									218 H	Hartford	0 5
									218 H	Hartford	3 2
									218 H	Hartford	5 7
									281 A	George Washington	6 9
									281 A	George Washington	12 1
									281 A	George Washington	4 5
LAST 10 GAMES											
218 H	Hartford	0 5	218 H	Hartford	3 2						
131 A	Penn St.	6 7	218 H	Hartford	5 7						
22 A	North Carolina	7 14	87 H	Marist	10 4						
109 A	Arizona	4 19	163 A	UMBC	8 2						
163 A	UMBC	5 8	163 A	UMBC	8 3						

Non-Div. I Games:

UMass Lowell

Average RPI Win: 195		WON-LOST	WINNING	LAST 10	STRENGTH OF		OPP. STRENGTH	TEAM	ADJ	CONF.	ADJ CONF.
Average RPI Loss: 126		RECORD	PCT. RANK	GAMES	SCHEDULE		OF SCHEDULE	RPI	RPI	RPI	RPI
DIV. I ONLY		11-15-0	.42308	195	4-6-0		129	239	200	.47019	200
DIV. I NON-CONF.		10-13-0	.43478	181	3-4-0		125	249	185	.47768	184
TOTALS		RPI 1-25	RPI 26-50		W-L RECORDS		RPI 51-100		RPI 101-150		RPI 150+
11-15-0	1-3-0	0-2-0		OVERALL		1-2-0		2-2-0		7-6-0	
5-7-0	1-3-0	0-2-0		HOME		0-0-0		0-0-0		4-2-0	
1-4-0	0-0-0	0-0-0		AWAY		1-2-0		0-0-0		0-2-0	
5-4-0	0-0-0	0-0-0		NEUTRAL		0-0-0		2-2-0		3-2-0	
10-13-0	1-3-0	0-2-0		NON-CONFERENCE		1-2-0		2-2-0		6-4-0	
4-5-0	1-3-0	0-2-0		HOME		0-0-0		0-0-0		3-0-0	
1-4-0	0-0-0	0-0-0		AWAY		1-2-0		0-0-0		0-2-0	
5-4-0	0-0-0	0-0-0		NEUTRAL		0-0-0		2-2-0		3-2-0	
1-2-0	0-0-0	0-0-0		CONFERENCE		0-0-0		0-0-0		1-2-0	
1-2-0	0-0-0	0-0-0		HOME		0-0-0		0-0-0		1-2-0	
0-0-0	0-0-0	0-0-0		AWAY		0-0-0		0-0-0		0-0-0	
0-0-0	0-0-0	0-0-0		NEUTRAL		0-0-0		0-0-0		0-0-0	
RPI S	Opponent	Score		RPI S	Opponent	Score		RPI S	Opponent	Score	
16 H	Illinois	1	4	50 H	St. John's (NY)	3	16	67 A	Loyola Marymount	1	3
16 H	Illinois	8	3	50 H	St. John's (NY)	2	6	67 A	Loyola Marymount	7	1
25 H	Creighton	11	12					67 A	Loyola Marymount	5	7
25 H	Creighton	4	9								
									150 N	Miami (OH)	9 1
									150 N	Miami (OH)	2 3
									150 N	Miami (OH)	10 3
									150 N	Miami (OH)	7 9
									155 H	Dayton	2 4
									155 H	Dayton	4 3
									155 H	Dayton	2 3
									239 A	SIUE	0 2
									244 N	Sacred Heart	9 7
									245 N	Western Ill.	8 2
									245 N	Western Ill.	0 3
									245 N	Western Ill.	4 5
									249 A	Stetson	2 3
									278 N	Georgetown	7 6
									280 H	Chicago St.	8 3
									280 H	Chicago St.	7 3
									280 H	Chicago St.	7 5
LAST 10 GAMES											
				245 N	Western Ill.	0	3	155 H	Dayton	2	4
				150 N	Miami (OH)	10	3	155 H	Dayton	4	3
				50 H	St. John's (NY)	3	16	155 H	Dayton	2	3
				50 H	St. John's (NY)	2	6	16 H	Illinois	8	3
				239 A	SIUE	0	2	16 H	Illinois	1	4

Non-Div. I Games:

Saint Louis

Average RPI Win:	224	WON-LOST RECORD	WINNING PCT. RANK	LAST 10 GAMES		STRENGTH OF SCHEDULE	OPP. STRENGTH OF SCHEDULE	TEAM RPI	ADJ RPI	CONF. RPI	ADJ CONF. RPI				
DIV. I ONLY		17-10-0	.62963	74	6-4-0	277	104	201	.46835	201	13	13			
DIV. I NON-CONF.		11-7-0	.61111	93	1-2-0	280	141	210	.46038	210	13	13			
<hr/>															
TOTALS	RPI 1-25		RPI 26-50		W-L RECORDS		RPI 51-100		RPI 101-150		RPI 150+				
17-10-0	0-1-0		0-2-0		OVERALL		0-1-0		0-1-0		17-5-0				
9-5-0	0-1-0		0-1-0		HOME		0-0-0		0-0-0		9-3-0				
5-1-0	0-0-0		0-0-0		AWAY		0-0-0		0-0-0		5-1-0				
3-4-0	0-0-0		0-1-0		NEUTRAL		0-1-0		0-1-0		3-1-0				
<hr/>															
11-7-0	0-1-0		0-2-0		NON-CONFERENCE		0-1-0		0-1-0		11-2-0				
5-3-0	0-1-0		0-1-0		HOME		0-0-0		0-0-0		5-1-0				
3-0-0	0-0-0		0-0-		AWAY		0-0-0		0-0-0		3-0-0				
3-4-0	0-0-0		0-1-0		NEUTRAL		0-1-0		0-1-0		3-1-0				
<hr/>															
6-3-0	0-0-0		0-0-0		CONFERENCE		0-0-0		0-0-0		6-3-0				
4-2-0	0-0-0		0-0-0		HOME		0-0-0		0-0-0		4-2-0				
2-1-0	0-0-0		0-0-0		AWAY		0-0-0		0-0-0		2-1-0				
0-0-0	0-0-0		0-0-0		NEUTRAL		0-0-0		0-0-0		0-0-0				
<hr/>															
RPI	S	Opponent	Score	RPI	S	Opponent	Score	RPI	S	Opponent	Score	RPI	S	Opponent	Score
21	H	West Virginia	3 15	36	N	Indiana St.	1 4	51	N	Iowa	0 10	118	N	Milwaukee	3 5
				43	H	Virginia Tech	3 11					157	H	Binghamton	1 3
												157	H	Binghamton	4 3
												180	H	FIU	16 5
												180	H	FIU	7 4
												180	H	FIU	0 3
												182	A	Charlotte	5 4
												182	A	Charlotte	12 6
												182	A	Charlotte	5 8
												204	A	UNCW	1 0
												209	H	Middle Tenn.	5 10
												209	H	Middle Tenn.	7 0
												209	H	Middle Tenn.	13 3
												219	N	Pittsburgh	7 2
												224	A	Ohio	6 1
												253	N	George Mason	4 9
												265	H	Eastern Mich.	10 3
												265	H	Eastern Mich.	25 3
												265	H	Eastern Mich.	8 5
												265	H	Eastern Mich.	6 1
												266	N	Iona	9 8
												266	N	Iona	8 3
												273	A	VMI	7 6
				LAST 10 GAMES											
				273	A	VMI	7 6	209	H	Middle Tenn.	13 3	273	A	VMI	7 6
				157	H	Binghamton	4 3	21	H	West Virginia	3 15				
				265	H	Eastern Mich.	8 5	224	A	Ohio	6 1				
				209	H	Middle Tenn.	7 0	182	A	Charlotte	5 8				
				209	H	Middle Tenn.	5 10	182	A	Charlotte	5 4				

Non-Div. I Games:

Marshall

Average RPI Win:	139	WON-LOST RECORD	WINNING PCT. RANK	LAST 10 GAMES	STRENGTH OF SCHEDULE	OPP. STRENGTH OF SCHEDULE	TEAM RPI	ADJ RPI	CONF. RPI	ADJ CONF. RPI					
DIV. I ONLY		12-16-0	.42857	189	5-5-0	165	88	202	.46811	202	11	11			
DIV. I NON-CONF.		6-10-0	.375	204	2-0-0	221	73	262	.42403	262	12	12			
<hr/>															
TOTALS	RPI 1-25	RPI 26-50		W-L RECORDS		RPI 51-100		RPI 101-150		RPI 150+					
12-16-0	0-0-0	2-4-0		OVERALL		2-6-0		5-4-0		3-2-0					
10-10-0	0-0-0	2-4-0		HOME		0-0-0		5-4-0		3-2-0					
2-6-0	0-0-0	0-0-0		AWAY		2-6-0		0-0-0		0-0-0					
0-0-0	0-0-0	0-0-0		NEUTRAL		0-0-0		0-0-0		0-0-0					
<hr/>															
6-10-0	0-0-0	2-4-0		NON-CONFERENCE		0-2-0		1-2-0		3-2-0					
6-8-0	0-0-0	2-4-0		HOME		0-0-0		1-2-0		3-2-0					
0-2-0	0-0-0	0-0-		AWAY		0-2-0		0-0-0		0-0-0					
0-0-0	0-0-0	0-0-0		NEUTRAL		0-0-0		0-0-0		0-0-0					
<hr/>															
6-6-0	0-0-0	0-0-0		CONFERENCE		2-4-0		4-2-0		0-0-0					
4-2-0	0-0-0	0-0-0		HOME		0-0-0		4-2-0		0-0-0					
2-4-0	0-0-0	0-0-0		AWAY		2-4-0		0-0-0		0-0-0					
0-0-0	0-0-0	0-0-0		NEUTRAL		0-0-0		0-0-0		0-0-0					
<hr/>															
RPI	S	Opponent	Score	RPI	S	Opponent	Score	RPI	S	Opponent	Score	RPI	S	Opponent	Score
				27	H	Missouri	0 4	79	A	A&M-Corpus Christi	8 9	140	H	SFA	9 3
				47	H	Arkansas St.	6 9	79	A	A&M-Corpus Christi	4 5	140	H	SFA	7 0
				48	H	Illinois St.	3 6	79	A	A&M-Corpus Christi	6 7	140	H	SFA	1 3
				48	H	Illinois St.	0 8	96	A	Missouri St.	7 9	143	H	Bradley	2 5
				48	H	Illinois St.	6 4	96	A	Missouri St.	3 15	143	H	Bradley	3 4
				48	H	Illinois St.	4 1	99	A	Southeastern La.	3 2	143	H	Bradley	13 9
								99	A	Southeastern La.	3 1	146	H	Nicholls St.	4 3
								99	A	Southeastern La.	2 3	146	H	Nicholls St.	1 2
												146	H	Nicholls St.	5 0
												164	H	South Dakota St.	8 3
												164	H	South Dakota St.	5 7
												185	H	Little Rock	1 5
												213	H	Oral Roberts	9 3
												286	H	Ark.-Pine Bluff	8 1
<hr/>															
LAST 10 GAMES															
				79	A	A&M-Corpus Christi	6 7	79	A	A&M-Corpus Christi	4 5				
				79	A	A&M-Corpus Christi	8 9	286	H	Ark.-Pine Bluff	8 1				
				99	A	Southeastern La.	2 3	140	H	SFA	9 3				
				48	H	Illinois St.	4 1	140	H	SFA	7 0				
				48	H	Illinois St.	0 8	140	H	SFA	1 3				

Non-Div. I Games:

Central Ark.

Average RPI Win:	193	WON-LOST	WINNING	LAST 10	STRENGTH OF	OPP. STRENGTH	TEAM	ADJ	CONF.	ADJ CONF.				
Average RPI Loss:	120	RECORD	PCT. RANK	GAMES	SCHEDULE	OF SCHEDULE	RPI	RPI	RPI	RPI				
DIV. I ONLY	9-18-0	.33333	234	3-7-0	92	202	203	.46735	203	11	11			
DIV. I NON-CONF.	6-8-0	.42857	183	1-1-0	29	242	148	.50161	148	12	12			
<hr/>														
TOTALS	RPI 1-25	RPI 26-50		W-L RECORDS		RPI 51-100		RPI 101-150		RPI 150+				
9-18-0	0-1-0	1-2-0		OVERALL		0-0-0		2-13-0		6-2-0				
6-10-0	0-0-0	1-2-0		HOME		0-0-0		0-6-0		5-2-0				
3-8-0	0-1-0	0-0-0		AWAY		0-0-0		2-7-0		1-0-0				
0-0-0	0-0-0	0-0-0		NEUTRAL		0-0-0		0-0-0		0-0-0				
<hr/>														
6-8-0	0-1-0	1-2-0		NON-CONFERENCE		0-0-0		0-3-0		5-2-0				
6-4-0	0-0-0	1-2-0		HOME		0-0-0		0-0-0		5-2-0				
0-4-0	0-1-0	0-0-		AWAY		0-0-0		0-3-0		0-0-0				
0-0-0	0-0-0	0-0-0		NEUTRAL		0-0-0		0-0-0		0-0-0				
<hr/>														
3-10-0	0-0-0	0-0-0		CONFERENCE		0-0-0		2-10-0		1-0-0				
0-6-0	0-0-0	0-0-0		HOME		0-0-0		0-6-0		0-0-0				
3-4-0	0-0-0	0-0-0		AWAY		0-0-0		2-4-0		1-0-0				
0-0-0	0-0-0	0-0-0		NEUTRAL		0-0-0		0-0-0		0-0-0				
<hr/>														
RPI	S	Opponent	Score		RPI	S	Opponent	Score		RPI	S	Opponent	Score	
14	A	Texas A&M	7	10	40	H	BYU	2	4	103	A	Tulane	10	22
					40	H	BYU	0	4	103	A	Tulane	1	9
					40	H	BYU	3	1	117	A	Rice	5	12
										122	A	McNeese	1	6
										122	A	McNeese	2	1
										122	A	McNeese	4	6
										140	H	SFA	2	4
										140	H	SFA	1	4
										140	H	SFA	3	5
										146	H	Nicholls St.	4	5
										146	H	Nicholls St.	5	6
										146	H	Nicholls St.	2	4
										148	A	Northwestern St.	4	3
										148	A	Northwestern St.	6	10
										148	A	Northwestern St.	2	5
										173	H	Central Mich.	6	10
										173	H	Central Mich.	2	4
										207	H	Southern U.	6	5
										222	A	Houston Baptist	6	3
										235	H	LIU Brooklyn	6	2
										235	H	LIU Brooklyn	2	1
										235	H	LIU Brooklyn	8	4
										297	H	Prairie View	7	6
LAST 10 GAMES														
235	H	LIU Brooklyn	8	4	14	A	Texas A&M	7	10	297	H	Prairie View	7	6
235	H	LIU Brooklyn	2	1	148	A	Northwestern St.	6	10					
146	H	Nicholls St.	5	6	148	A	Northwestern St.	2	5					
146	H	Nicholls St.	4	5	148	A	Northwestern St.	4	3					
146	H	Nicholls St.	2	4	207	H	Southern U.	6	5					

Non-Div. I Games:

Lamar University

Average RPI Win:		217	WON-LOST RECORD		WINNING PCT. RANK		LAST 10 GAMES		STRENGTH OF SCHEDULE		OPP. STRENGTH OF SCHEDULE		TEAM RPI		ADJ RPI		CONF. RPI		ADJ CONF. RPI				
DIV. I ONLY			15-14-0		.51724 147		4-6-0		224		101		204		.46729 204		16		16				
DIV. I NON-CONF.			12-11-0		.52174 143		1-3-0		209		125		200		.46546 200		17		17				
TOTALS		RPI 1-25		RPI 26-50		W-L RECORDS		RPI 51-100		RPI 101-150		RPI 150+											
15-14-0		0-2-0		1-6-0		OVERALL		0-0-0		1-2-0		13-4-0											
11-10-0		0-1-0		1-5-0		HOME		0-0-0		0-0-0		10-4-0											
4-4-0		0-1-0		0-1-0		AWAY		0-0-0		1-2-0		3-0-0											
0-0-0		0-0-0		0-0-0		NEUTRAL		0-0-0		0-0-0		0-0-0											
12-11-0		0-2-0		1-3-0		NON-CONFERENCE		0-0-0		1-2-0		10-4-0											
11-7-0		0-1-0		1-2-0		HOME		0-0-0		0-0-0		10-4-0											
1-4-0		0-1-0		0-0-		AWAY		0-0-0		1-2-0		0-0-0											
0-0-0		0-0-0		0-0-0		NEUTRAL		0-0-0		0-0-0		0-0-0											
3-3-0		0-0-0		0-3-0		CONFERENCE		0-0-0		0-0-0		3-0-0											
0-3-0		0-0-0		0-3-0		HOME		0-0-0		0-0-0		0-0-0											
3-0-0		0-0-0		0-0-0		AWAY		0-0-0		0-0-0		3-0-0											
0-0-0		0-0-0		0-0-0		NEUTRAL		0-0-0		0-0-0		0-0-0											
RPI	S	Opponent		Score		RPI	S	Opponent		Score		RPI	S	Opponent		Score							
22	A	North Carolina		3	4	34	A	Coastal Caro.		2	9	123	A	Memphis		8	10						
22	H	North Carolina		4	11	34	H	Coastal Caro.		5	4	123	A	Memphis		4	7						
						34	H	Coastal Caro.		5	10	123	A	Memphis		15	6						
						36	H	Indiana St.		0	1	195	H	Toledo		3	5						
						49	H	William & Mary		2	3	195	H	Toledo		13	5						
						49	H	William & Mary		2	3	201	H	Marshall		0	1						
						49	H	William & Mary		1	8	210	H	Siena		7	2						
												210	H	Siena		10	3						
												210	H	Siena		2	1						
												212	H	Saint Joseph's		10	8						
												212	H	Saint Joseph's		2	4						
												226	H	Valparaiso		4	3						
												226	H	Valparaiso		10	8						
												226	H	Valparaiso		8	10						
												264	A	Towson		11	6						
												264	A	Towson		8	4						
												264	A	Towson		3	1						
												266	H	Iona		11	4						
												273	H	VMI		5	2						
												273	H	VMI		5	3						
						LAST 10 GAMES																	
						226	H	Valparaiso		4	3	49	H	William & Mary		1	8						
						226	H	Valparaiso		10	8	49	H	William & Mary		2	3						
						273	H	VMI		5	3	34	A	Coastal Caro.		2	9						
						210	H	Siena		10	3	34	H	Coastal Caro.		5	4						
						49	H	William & Mary		2	3	264	A	Towson		11	6						

Non-Div. I Games:

UNCW

Average RPI Win: 145		WON-LOST	WINNING	LAST 10	STRENGTH OF		OPP. STRENGTH	TEAM	ADJ	CONF.	ADJ CONF.
Average RPI Loss: 96		RECORD	PCT. RANK	GAMES	SCHEDULE		OF SCHEDULE	RPI	RPI	RPI	RPI
DIV. I ONLY		2-21-0	.08696	298	2-8-0		10	234	205	.46702	205
DIV. I NON-CONF.		1-17-0	.05556	295	1-4-0		3	229	195	.46799	195
TOTALS		RPI 1-25	RPI 26-50		W-L RECORDS		RPI 51-100		RPI 101-150		RPI 150+
2-21-0	0-0-0	0-3-0		OVERALL		0-8-0		1-9-0		1-1-0	
0-0-0	0-0-0	0-0-0		HOME		0-0-0		0-0-0		0-0-0	
2-21-0	0-0-0	0-3-0		AWAY		0-8-0		1-9-0		1-1-0	
0-0-0	0-0-0	0-0-0		NEUTRAL		0-0-0		0-0-0		0-0-0	
1-17-0	0-0-0	0-3-0		NON-CONFERENCE		0-8-0		1-6-0		0-0-0	
0-0-0	0-0-0	0-0-0		HOME		0-0-0		0-0-0		0-0-0	
1-17-0	0-0-0	0-0-		AWAY		0-8-0		1-6-0		0-0-0	
0-0-0	0-0-0	0-0-0		NEUTRAL		0-0-0		0-0-0		0-0-0	
1-4-0	0-0-0	0-0-0		CONFERENCE		0-0-0		0-3-0		1-1-0	
0-0-0	0-0-0	0-0-0		HOME		0-0-0		0-0-0		0-0-0	
1-4-0	0-0-0	0-0-0		AWAY		0-0-0		0-3-0		1-1-0	
0-0-0	0-0-0	0-0-0		NEUTRAL		0-0-0		0-0-0		0-0-0	
RPI S	Opponent	Score	RPI S	Opponent	Score	RPI S	Opponent	Score	RPI S	Opponent	Score
			28 A	Mississippi St.	2 9	55 A	Alabama	0 16	119 A	Maryland	6 9
			28 A	Mississippi St.	8 9	78 A	Liberty	1 7	119 A	Maryland	0 4
			28 A	Mississippi St.	1 5	78 A	Liberty	0 7	119 A	Maryland	3 5
						78 A	Liberty	2 3	120 A	Stony Brook	3 8
						91 A	Florida St.	5 6	120 A	Stony Brook	3 5
						91 A	Florida St.	3 16	120 A	Stony Brook	0 2
						91 A	Florida St.	0 11	132 A	Samford	6 4
						91 A	Florida St.	1 9	132 A	Samford	2 5
									132 A	Samford	0 4
									135 A	Troy	0 12
									157 A	Binghamton	8 0
									157 A	Binghamton	1 4
LAST 10 GAMES											
			28 A	Mississippi St.	2 9	120 A	Stony Brook	3 5			
			119 A	Maryland	3 5	120 A	Stony Brook	0 2			
			119 A	Maryland	0 4	120 A	Stony Brook	3 8			
			157 A	Binghamton	1 4	157 A	Binghamton	8 0			
			91 A	Florida St.	5 6	135 A	Troy	0 12			

Non-Div. I Games:

Maine

Average RPI Win: 134		WON-LOST RECORD	WINNING PCT. RANK	LAST 10 GAMES	STRENGTH OF SCHEDULE	OPP. STRENGTH OF SCHEDULE	TEAM RPI	ADJ RPI	CONF. RPI	ADJ CONF. RPI	
Average RPI Loss: 95											
DIV. I ONLY		12-16-0	.42857 189	3-7-0	196	28	206	.46693 206	12	12	
DIV. I NON-CONF.		12-13-0	.48 156	3-4-0	189	32	182	.47832 182	11	11	
TOTALS		RPI 1-25	RPI 26-50		W-L RECORDS		RPI 51-100		RPI 101-150		RPI 150+
12-16-0	0-1-0		4-2-0		OVERALL		2-4-0		2-7-0		4-2-0
10-7-0	0-1-0		4-1-0		HOME		1-2-0		2-3-0		3-0-0
2-9-0	0-0-0		0-1-0		AWAY		1-2-0		0-4-0		1-2-0
0-0-0	0-0-0		0-0-0		NEUTRAL		0-0-0		0-0-0		0-0-0
12-13-0	0-1-0		4-2-0		NON-CONFERENCE		2-4-0		2-4-0		4-2-0
10-7-0	0-1-0		4-1-0		HOME		1-2-0		2-3-0		3-0-0
2-6-0	0-0-0		0-0-		AWAY		1-2-0		0-1-0		1-2-0
0-0-0	0-0-0		0-0-0		NEUTRAL		0-0-0		0-0-0		0-0-0
0-3-0	0-0-0		0-0-0		CONFERENCE		0-0-0		0-3-0		0-0-0
0-0-0	0-0-0		0-0-0		HOME		0-0-0		0-0-0		0-0-0
0-3-0	0-0-0		0-0-0		AWAY		0-0-0		0-3-0		0-0-0
0-0-0	0-0-0		0-0-0		NEUTRAL		0-0-0		0-0-0		0-0-0
RPI S	Opponent	Score	RPI S	Opponent	Score	RPI S	Opponent	Score	RPI S	Opponent	Score
2 H	UCLA	3 4	31 A	Pepperdine	5 9	51 A	Iowa	4 5	104 A	Cal Poly	1 3
			32 H	Gonzaga	3 0	51 A	Iowa	8 5	104 A	Cal Poly	1 2
			32 H	Gonzaga	15 12	51 A	Iowa	1 3	104 A	Cal Poly	2 4
			32 H	Gonzaga	8 10	70 H	Michigan	2 4	113 H	San Diego St.	5 11
			32 H	Gonzaga	7 4	70 H	Michigan	1 2	130 A	UNLV	5 6
			50 H	St. John's (NY)	11 9	70 H	Michigan	5 2	137 H	Kansas St.	10 8
									137 H	Kansas St.	5 6
									137 H	Kansas St.	4 2
									137 H	Kansas St.	5 11
									193 A	Washington St.	1 10
									193 A	Washington St.	1 3
									193 A	Washington St.	5 1
									290 H	Santa Clara	7 2
									290 H	Santa Clara	2 0
									290 H	Santa Clara	14 8
LAST 10 GAMES											
			32 H	Gonzaga	3 0	290 H	Santa Clara	7 2			
			51 A	Iowa	1 3	290 H	Santa Clara	2 0			
			104 A	Cal Poly	2 4	290 H	Santa Clara	14 8			
			104 A	Cal Poly	1 3	31 A	Pepperdine	5 9			
			104 A	Cal Poly	1 2	130 A	UNLV	5 6			

Non-Div. I Games:

CSUN

Average RPI Win: 238		WON-LOST	WINNING	LAST 10	STRENGTH OF		OPP. STRENGTH	TEAM	ADJ	CONF.	ADJ CONF.
Average RPI Loss: 136		RECORD	PCT. RANK	GAMES	SCHEDULE		OF SCHEDULE	RPI	RPI	RPI	RPI
DIV. I ONLY		16-12-0	.57143	102	6-4-0		260	237	207	.46476	207
DIV. I NON-CONF.		4-10-0	.28571	235	0-3-0		145	96	216	.45539	216
TOTALS		RPI 1-25	RPI 26-50		W-L RECORDS		RPI 51-100		RPI 101-150		RPI 150+
16-12-0	0-1-0	0-1-0		OVERALL		2-3-0		1-3-0		13-4-0	
10-4-0	0-0-0	0-0-0		HOME		2-2-0		0-1-0		8-1-0	
3-7-0	0-1-0	0-1-0		AWAY		0-0-0		1-2-0		2-3-0	
3-1-0	0-0-0	0-0-0		NEUTRAL		0-1-0		0-0-0		3-0-0	
4-10-0	0-1-0	0-1-0		NON-CONFERENCE		2-3-0		1-3-0		1-2-0	
2-3-0	0-0-0	0-0-0		HOME		2-2-0		0-1-0		0-0-0	
1-6-0	0-1-0	0-0-		AWAY		0-0-0		1-2-0		0-2-0	
1-1-0	0-0-0	0-0-0		NEUTRAL		0-1-0		0-0-0		1-0-0	
12-2-0	0-0-0	0-0-0		CONFERENCE		0-0-0		0-0-0		12-2-0	
8-1-0	0-0-0	0-0-0		HOME		0-0-0		0-0-0		8-1-0	
2-1-0	0-0-0	0-0-0		AWAY		0-0-0		0-0-0		2-1-0	
2-0-0	0-0-0	0-0-0		NEUTRAL		0-0-0		0-0-0		2-0-0	
RPI S	Opponent	Score		RPI S	Opponent	Score		RPI S	Opponent	Score	
10 A	LSU	4	17	44 A	Southern Miss.	3	8	82 H	Eastern Ill.	2	4
								82 H	Eastern Ill.	10	8
								82 H	Eastern Ill.	1	6
								82 H	Eastern Ill.	5	3
								84 N	Air Force	0	13
								148 A	Northwestern St.	7	5
								148 A	Northwestern St.	6	13
								148 H	Northwestern St.	3	6
								149 A	New Orleans	6	9
								152 A	La.-Monroe	6	10
								203 A	Lamar University	5	6
								229 A	Texas Southern	8	7
								229 A	Texas Southern	0	1
								229 A	Texas Southern	1	0
								254 H	Grambling	18	8
								254 H	Grambling	13	8
								254 H	Grambling	15	13
								254 N	Grambling	6	5
								282 N	Florida A&M	6	3
								286 H	Ark.-Pine Bluff	9	4
								286 H	Ark.-Pine Bluff	16	4
								286 H	Ark.-Pine Bluff	16	13
								295 N	Alcorn	12	9
								297 H	Prairie View	8	5
								297 H	Prairie View	6	10
								297 H	Prairie View	26	4
LAST 10 GAMES											
				297 H	Prairie View	8	5	82 H	Eastern Ill.	2	4
				297 H	Prairie View	26	4	82 H	Eastern Ill.	10	8
				148 H	Northwestern St.	3	6	297 H	Prairie View	6	10
				286 H	Ark.-Pine Bluff	9	4	149 A	New Orleans	6	9
				286 H	Ark.-Pine Bluff	16	4	254 H	Grambling	13	8

Non-Div. I Games:

Southern U.

Average RPI Win: 225		WON-LOST	WINNING	LAST 10	STRENGTH OF		OPP. STRENGTH	TEAM	ADJ	CONF.	ADJ CONF.
Average RPI Loss: 172		RECORD	PCT. RANK	GAMES	SCHEDULE		OF SCHEDULE	RPI	RPI	RPI	RPI
DIV. I ONLY		10-16-0	.38462	219	4-6-0		154	266	208	.46435	208
DIV. I NON-CONF.		6-8-0	.42857	183	1-0-0		186	275	188	.47527	188
TOTALS		RPI 1-25	RPI 26-50		W-L RECORDS		RPI 51-100		RPI 101-150		RPI 150+
10-16-0		0-2-0	0-1-0		OVERALL		0-0-0		2-1-0		8-12-0
3-4-0		0-0-0	0-0-0		HOME		0-0-0		2-1-0		1-3-0
4-9-0		0-2-0	0-1-0		AWAY		0-0-0		0-0-0		4-6-0
3-3-0		0-0-0	0-0-0		NEUTRAL		0-0-0		0-0-0		3-3-0
6-8-0		0-2-0	0-1-0		NON-CONFERENCE		0-0-0		0-0-0		6-5-0
1-0-0		0-0-0	0-0-0		HOME		0-0-0		0-0-0		1-0-0
2-5-0		0-2-0	0-0-		AWAY		0-0-0		0-0-0		2-2-0
3-3-0		0-0-0	0-0-0		NEUTRAL		0-0-0		0-0-0		3-3-0
4-8-0		0-0-0	0-0-0		CONFERENCE		0-0-0		2-1-0		2-7-0
2-4-0		0-0-0	0-0-0		HOME		0-0-0		2-1-0		0-3-0
2-4-0		0-0-0	0-0-0		AWAY		0-0-0		0-0-0		2-4-0
0-0-0		0-0-0	0-0-0		NEUTRAL		0-0-0		0-0-0		0-0-0
RPI S	Opponent	Score	RPI S	Opponent	Score	RPI S	Opponent	Score	RPI S	Opponent	Score
4 A	Auburn	0 2	30 A	Ole Miss	6 12				107 H	Morehead St.	5 4
4 A	Auburn	9 15							107 H	Morehead St.	2 6
									107 H	Morehead St.	2 0
									164 N	South Dakota St.	1 7
									164 N	South Dakota St.	3 15
									164 N	South Dakota St.	5 4
									215 A	Eastern Ky.	5 8
									215 A	Eastern Ky.	4 14
									215 A	Eastern Ky.	6 21
									216 H	Belmont	1 11
									216 H	Belmont	2 5
									216 H	Belmont	5 6
									228 A	Kennesaw St.	1 2
									228 A	Kennesaw St.	1 3
									228 A	Kennesaw St.	6 4
									246 A	Southeast Mo. St.	1 0
									246 A	Southeast Mo. St.	3 0
									246 A	Southeast Mo. St.	1 4
									285 N	North Ala.	6 7
									285 N	North Ala.	1 0
									285 N	North Ala.	1 0
									289 A	Alabama A&M	12 3
									289 H	Alabama A&M	8 3
			LAST 10 GAMES								
			107 H	Morehead St.	2 0	164 N	South Dakota St.	5 4			
			107 H	Morehead St.	2 6	107 H	Morehead St.	5 4			
			228 A	Kennesaw St.	1 2	215 A	Eastern Ky.	5 8			
			228 A	Kennesaw St.	6 4	215 A	Eastern Ky.	4 14			
			285 N	North Ala.	6 7	215 A	Eastern Ky.	6 21			

Non-Div. I Games: Union (TN) 8 3

UT Martin

Average RPI Win: 184		WON-LOST	WINNING	LAST 10	STRENGTH OF		OPP. STRENGTH	TEAM	ADJ	CONF.	ADJ CONF.
Average RPI Loss: 134		RECORD	PCT. RANK	GAMES	SCHEDULE		OF SCHEDULE	RPI	RPI	RPI	RPI
DIV. I ONLY		9-18-0	.33333	234	3-7-0		131	190	209	.46417	209
DIV. I NON-CONF.		5-13-0	.27778	241	0-2-0		184	207	259	.42654	259
TOTALS		RPI 1-25	RPI 26-50		W-L RECORDS		RPI 51-100		RPI 101-150		RPI 150+
9-18-0	0-1-0	0-0-0		OVERALL		1-6-0		2-4-0		6-7-0	
5-7-0	0-0-0	0-0-0		HOME		1-2-0		1-1-0		3-4-0	
4-11-0	0-1-0	0-0-0		AWAY		0-4-0		1-3-0		3-3-0	
0-0-0	0-0-0	0-0-0		NEUTRAL		0-0-0		0-0-0		0-0-0	
5-13-0	0-1-0	0-0-0		NON-CONFERENCE		0-4-0		2-4-0		3-4-0	
4-5-0	0-0-0	0-0-0		HOME		0-0-0		1-1-0		3-4-0	
1-8-0	0-1-0	0-0-		AWAY		0-4-0		1-3-0		0-0-0	
0-0-0	0-0-0	0-0-0		NEUTRAL		0-0-0		0-0-0		0-0-0	
4-5-0	0-0-0	0-0-0		CONFERENCE		1-2-0		0-0-0		3-3-0	
1-2-0	0-0-0	0-0-0		HOME		1-2-0		0-0-0		0-0-0	
3-3-0	0-0-0	0-0-0		AWAY		0-0-0		0-0-0		3-3-0	
0-0-0	0-0-0	0-0-0		NEUTRAL		0-0-0		0-0-0		0-0-0	
RPI S	Opponent	Score		RPI S	Opponent	Score		RPI S	Opponent	Score	
7 A	Tennessee	0 2						123 A	Memphis	5 7	
								60 H	Louisiana Tech	2 1	
								60 H	Louisiana Tech	6 8	
								60 H	Louisiana Tech	1 0	
								64 A	Kentucky	1 2	
								64 A	Kentucky	3 10	
								64 A	Kentucky	7 4	
								151 A	UTSA	9 4	
								151 A	UTSA	4 10	
								151 A	UTSA	6 8	
								187 H	Lipscomb	10 5	
								201 A	Marshall	0 7	
								201 A	Marshall	3 13	
								201 A	Marshall	4 5	
								216 H	Belmont	2 3	
								267 H	Northern Ill.	3 2	
								274 H	Bowling Green	3 4	
								274 H	Bowling Green	7 0	
								274 H	Bowling Green	11 4	
								275 H	Tennessee Tech		
LAST 10 GAMES											
123 A	Memphis	6	8	201 A	Marshall	10	5				
123 A	Memphis	5	7	201 A	Marshall	3	13				
143 H	Bradley	1	2	145 A	Austin Peay	3	10				
274 H	Bowling Green	3	2	60 H	Louisiana Tech	5	10				
201 A	Marshall	0	7	60 H	Louisiana Tech	4	1				

Non-Div. I Games:

Middle Tenn.

Average RPI Win:	246	WON-LOST RECORD	WINNING PCT. RANK	LAST 10 GAMES	STRENGTH OF SCHEDULE	OPP. STRENGTH OF SCHEDULE	TEAM RPI	ADJ RPI	CONF. RPI	ADJ CONF. RPI	
Average RPI Loss:	162										
DIV. I ONLY	7-16-0	.30435	247	4-6-0	178	255	210	.46381	210	28	28
DIV. I NON-CONF.	4-13-0	.23529	258	1-3-0	110	269	198	.46602	198	27	27
<hr/>											
TOTALS	RPI 1-25	RPI 26-50		W-L RECORDS	RPI 51-100		RPI 101-150		RPI 150+		
7-16-0	0-0-0	0-3-0		OVERALL	0-1-0		0-0-0		7-12-0		
0-1-0	0-0-0	0-0-0		HOME	0-0-0		0-0-0		0-1-0		
7-15-0	0-0-0	0-3-0		AWAY	0-1-0		0-0-0		7-11-0		
0-0-0	0-0-0	0-0-0		NEUTRAL	0-0-0		0-0-0		0-0-0		
<hr/>											
4-13-0	0-0-0	0-3-0		NON-CONFERENCE	0-1-0		0-0-0		4-9-0		
0-1-0	0-0-0	0-0-0		HOME	0-0-0		0-0-0		0-1-0		
4-12-0	0-0-0	0-0-		AWAY	0-1-0		0-0-0		4-8-0		
0-0-0	0-0-0	0-0-0		NEUTRAL	0-0-0		0-0-0		0-0-0		
<hr/>											
3-3-0	0-0-0	0-0-0		CONFERENCE	0-0-0		0-0-0		3-3-0		
0-0-0	0-0-0	0-0-0		HOME	0-0-0		0-0-0		0-0-0		
3-3-0	0-0-0	0-0-0		AWAY	0-0-0		0-0-0		3-3-0		
0-0-0	0-0-0	0-0-0		NEUTRAL	0-0-0		0-0-0		0-0-0		
<hr/>											
RPI S	Opponent	Score	RPI S	Opponent	Score	RPI S	Opponent	Score	RPI S	Opponent	Score
			38 A	UCF	2 3	61 A	Boston College	5 7	175 A	FGCU	2 1
			38 A	UCF	1 7				175 A	FGCU	8 18
			38 A	UCF	1 5				175 A	FGCU	6 17
									175 A	FGCU	0 8
									184 H	Army West Point	1 6
									190 A	Canisius	4 5
									190 A	Canisius	3 4
									190 A	Canisius	12 14
									204 A	UNCW	3 10
									204 A	UNCW	1 2
									204 A	UNCW	2 7
									249 A	Stetson	8 7
									249 A	Stetson	5 0
									249 A	Stetson	2 3
									259 A	Rider	9 8
									259 A	Rider	7 2
									259 A	Rider	13 4
									274 A	Bowling Green	9 7
									274 A	Bowling Green	1 3
<hr/>											
LAST 10 GAMES											
			259 A	Rider	7 2	259 A	Rider	9 8			
			190 A	Canisius	12 14	175 A	FGCU	8 18			
			274 A	Bowling Green	9 7	190 A	Canisius	4 5			
			204 A	UNCW	3 10	259 A	Rider	13 4			
			274 A	Bowling Green	1 3	184 H	Army West Point	1 6			

Non-Div. I Games:

Siena

Average RPI Win:	228	WON-LOST RECORD	WINNING PCT. RANK	LAST 10 GAMES	STRENGTH OF SCHEDULE	OPP. STRENGTH OF SCHEDULE	TEAM RPI	ADJ RPI	CONF. RPI	ADJ CONF. RPI		
DIV. I ONLY		15-14-0	.51724	147	6-4-0	256	175	211	.46306	211	22	22
DIV. I NON-CONF.		12-11-0	.52174	143	3-1-0	269	172	215	.45628	215	21	21
<hr/>												
TOTALS	RPI 1-25	RPI 26-50		W-L RECORDS		RPI 51-100		RPI 101-150		RPI 150+		
15-14-0	0-0-0	0-1-0		OVERALL		1-1-0		2-9-0		12-3-0		
9-4-0	0-0-0	0-0-0		HOME		0-1-0		0-1-0		9-2-0		
4-8-0	0-0-0	0-0-0		AWAY		0-0-0		1-7-0		3-1-0		
2-2-0	0-0-0	0-1-0		NEUTRAL		1-0-0		1-1-0		0-0-0		
<hr/>												
12-11-0	0-0-0	0-1-0		NON-CONFERENCE		1-1-0		1-7-0		10-2-0		
7-3-0	0-0-0	0-0-0		HOME		0-1-0		0-1-0		7-1-0		
3-6-0	0-0-0	0-0-		AWAY		0-0-0		0-5-0		3-1-0		
2-2-0	0-0-0	0-1-0		NEUTRAL		1-0-0		1-1-0		0-0-0		
<hr/>												
3-3-0	0-0-0	0-0-0		CONFERENCE		0-0-0		1-2-0		2-1-0		
2-1-0	0-0-0	0-0-0		HOME		0-0-0		0-0-0		2-1-0		
1-2-0	0-0-0	0-0-0		AWAY		0-0-0		1-2-0		0-0-0		
0-0-0	0-0-0	0-0-0		NEUTRAL		0-0-0		0-0-0		0-0-0		
<hr/>												
RPI	S	Opponent	Score	RPI	S	Opponent	Score	RPI	S	Opponent	Score	
				31	N	Pepperdine	0 11	68	N	California	4 3	
								92	H	Fresno St.	3 9	
									A	San Francisco	0 2	
									A	San Francisco	2 3	
									A	San Francisco	1 12	
									A	Cal Poly	0 2	
									H	Cal Poly	1 7	
									N	Ball St.	6 10	
									N	Ball St.	7 6	
									A	New Mexico St.	9 12	
									A	New Mexico St.	9 4	
									A	New Mexico St.	1 23	
									A	UNLV	1 6	
									A	Hawaii	2 0	
									A	Hawaii	8 4	
									A	Hawaii	5 4	
									A	Hawaii	4 7	
									H	Seattle U	7 5	
									H	Seattle U	9 0	
									H	Seattle U	6 7	
									H	Santa Clara	4 2	
									H	Santa Clara	8 4	
									H	Santa Clara	3 1	
									H	Santa Clara	1 3	
									H	Fairleigh Dickinson	9 4	
									H	Fairleigh Dickinson	12 2	
									H	Fairleigh Dickinson	5 4	
									H	Fairleigh Dickinson	17 2	
LAST 10 GAMES												
				290	H	Santa Clara	8 4	128	A	New Mexico St.	9 12	
				238	H	Seattle U	9 0	128	A	New Mexico St.	1 23	
				238	H	Seattle U	7 5	128	A	New Mexico St.	9 4	
				238	H	Seattle U	6 7	198	A	Hawaii	2 0	
				92	H	Fresno St.	3 9	198	A	Hawaii	5 4	

Non-Div. I Games:

CSU Bakersfield

Average RPI Win:	248	WON-LOST RECORD	WINNING PCT. RANK	LAST 10 GAMES	STRENGTH OF SCHEDULE	OPP. STRENGTH OF SCHEDULE	TEAM RPI	ADJ RPI	CONF. RPI	ADJ CONF. RPI			
DIV. I ONLY		12-12-0	.5	151	7-3-0	217	280	212	.46305	212	23	23	
DIV. I NON-CONF.		7-11-0	.38889	198	2-2-0	250	260	254	.42855	254	25	25	
<hr/>													
TOTALS	RPI 1-25	RPI 26-50		W-L RECORDS		RPI 51-100		RPI 101-150		RPI 150+			
12-12-0	0-0-0	0-0-0		OVERALL		0-1-0		0-3-0		12-8-0			
4-1-0	0-0-0	0-0-0		HOME		0-0-0		0-0-0		4-1-0			
4-2-0	0-0-0	0-0-0		AWAY		0-0-0		0-0-0		4-2-0			
4-9-0	0-0-0	0-0-0		NEUTRAL		0-1-0		0-3-0		4-5-0			
7-11-0	0-0-0	0-0-0		NON-CONFERENCE		0-1-0		0-3-0		7-7-0			
1-1-0	0-0-0	0-0-0		HOME		0-0-0		0-0-0		1-1-0			
2-1-0	0-0-0	0-0-		AWAY		0-0-0		0-0-0		2-1-0			
4-9-0	0-0-0	0-0-0		NEUTRAL		0-1-0		0-3-0		4-5-0			
5-1-0	0-0-0	0-0-0		CONFERENCE		0-0-0		0-0-0		5-1-0			
3-0-0	0-0-0	0-0-0		HOME		0-0-0		0-0-0		3-0-0			
2-1-0	0-0-0	0-0-0		AWAY		0-0-0		0-0-0		2-1-0			
0-0-0	0-0-0	0-0-0		NEUTRAL		0-0-0		0-0-0		0-0-0			
RPI	S	Opponent	Score	RPI	S	Opponent	Score	RPI	S	Opponent	Score		
						69	N Harvard	3		5			
										103	N Tulane	7	12
										105	N Ball St.	5	7
										125	N Kansas	5	7
										184	N Army West Point	3	2
										184	N Army West Point	5	11
										186	H Lafayette	1	3
										204	A UNCW	4	2
										204	A UNCW	8	10
										221	N Seton Hall	7	4
										240	N Dartmouth	2	4
										252	A Bucknell	5	4
										252	N Bucknell	3	2
										253	H George Mason	18	9
										253	H George Mason	14	3
										253	H George Mason	11	5
										256	N Central Conn. St.	8	2
										273	N VMI	4	9
										273	N VMI	3	9
										278	N Georgetown	4	8
										281	A George Washington	4	2
										281	A George Washington	18	12
										281	A George Washington	4	10
										287	H Villanova	4	0
LAST 10 GAMES				LAST 10 GAMES				LAST 10 GAMES					
						184	N Army West Point	5		11			
						273	N VMI	4		9			
						281	A George Washington	18		12			
						281	A George Washington	4		10			
						281	A George Washington	4		2			
						186	H Lafayette	1		3			
						253	H George Mason	14		3			
						253	H George Mason	18		9			
						253	H George Mason	11		5			
						287	H Villanova	4		0			

Non-Div. I Games:

Saint Joseph's

Average RPI Win: 189		WON-LOST	WINNING	LAST 10	STRENGTH OF		OPP. STRENGTH	TEAM	ADJ	CONF.	ADJ CONF.
Average RPI Loss: 110		RECORD	PCT. RANK	GAMES	SCHEDULE		OF SCHEDULE	RPI	RPI	RPI	RPI
DIV. I ONLY		13-12-0	.52	133	6-4-0		207	126	213	.46146	213
DIV. I NON-CONF.		7-9-0	.4375	176	1-1-0		99	38	163	.48927	163
TOTALS		RPI 1-25	RPI 26-50		W-L RECORDS		RPI 51-100		RPI 101-150		RPI 150+
13-12-0	0-0-0	0-4-0		OVERALL		0-3-0		6-0-0		7-5-0	
13-7-0	0-0-0	0-3-0		HOME		0-1-0		6-0-0		7-3-0	
0-3-0	0-0-0	0-0-0		AWAY		0-2-0		0-0-0		0-1-0	
0-2-0	0-0-0	0-1-0		NEUTRAL		0-0-0		0-0-0		0-1-0	
7-9-0	0-0-0	0-4-0		NON-CONFERENCE		0-3-0		6-0-0		1-2-0	
7-4-0	0-0-0	0-3-0		HOME		0-1-0		6-0-0		1-0-0	
0-3-0	0-0-0	0-0-		AWAY		0-2-0		0-0-0		0-1-0	
0-2-0	0-0-0	0-1-0		NEUTRAL		0-0-0		0-0-0		0-1-0	
6-3-0	0-0-0	0-0-0		CONFERENCE		0-0-0		0-0-0		6-3-0	
6-3-0	0-0-0	0-0-0		HOME		0-0-0		0-0-0		6-3-0	
0-0-0	0-0-0	0-0-0		AWAY		0-0-0		0-0-0		0-0-0	
0-0-0	0-0-0	0-0-0		NEUTRAL		0-0-0		0-0-0		0-0-0	
RPI S	Opponent	Score	RPI S	Opponent	Score	RPI S	Opponent	Score	RPI S	Opponent	Score
39 H	DBU	8 13	39 H	DBU	2 6	76 A	Wichita St.	2 8	136 H	Purdue	10 4
39 H	DBU	6 13	39 H	DBU	6 13	79 A	A&M-Corpus Christi	1 5	136 H	Purdue	3 2
39 H	DBU	6 13	39 H	DBU	6 13	96 H	Missouri St.	2 11	136 H	Purdue	5 1
40 N	BYU	3 8							139 H	Murray St.	11 3
									139 H	Murray St.	6 5
									139 H	Murray St.	18 3
									153 N	Ohio St.	3 8
									164 H	South Dakota St.	1 2
									164 H	South Dakota St.	1 0
									164 H	South Dakota St.	8 9
									185 H	Little Rock	4 3
									202 A	Central Ark.	3 9
									234 H	North Dakota St.	2 3
									234 H	North Dakota St.	6 3
									234 H	North Dakota St.	9 3
									272 H	Purdue Fort Wayne	13 3
									272 H	Purdue Fort Wayne	20 4
									272 H	Purdue Fort Wayne	7 5
LAST 10 GAMES											
136 H	Purdue	5 1	164 H	South Dakota St.	8 9						
234 H	North Dakota St.	6 3	164 H	South Dakota St.	1 2						
234 H	North Dakota St.	2 3	164 H	South Dakota St.	1 0						
234 H	North Dakota St.	9 3	202 A	Central Ark.	3 9						
185 H	Little Rock	4 3	272 H	Purdue Fort Wayne	7 5						

Non-Div. I Games:

Oral Roberts

Average RPI Win: 203		WON-LOST RECORD		WINNING PCT. RANK		LAST 10 GAMES		STRENGTH OF SCHEDULE		OPP. STRENGTH OF SCHEDULE		TEAM RPI		ADJ RPI		CONF. RPI		ADJ CONF. RPI	
DIV. I ONLY		7-20-0		.25926 265		2-8-0		73		192		214		.46123 214		9		9	
DIV. I NON-CONF.		5-13-0		.27778 241		1-1-0		25		231		172		.48257 172		9		9	
TOTALS		RPI 1-25		RPI 26-50		W-L RECORDS		RPI 51-100		RPI 101-150		RPI 150+							
7-20-0		0-3-0		0-2-0		OVERALL		1-5-0		0-3-0		6-7-0							
3-12-0		0-2-0		0-1-0		HOME		1-5-0		0-3-0		2-1-0							
4-8-0		0-1-0		0-1-0		AWAY		0-0-0		0-0-0		4-6-0							
0-0-0		0-0-0		0-0-0		NEUTRAL		0-0-0		0-0-0		0-0-0							
5-13-0		0-3-0		0-2-0		NON-CONFERENCE		1-2-0		0-3-0		4-3-0							
3-9-0		0-2-0		0-1-0		HOME		1-2-0		0-3-0		2-1-0							
2-4-0		0-1-0		0-0-		AWAY		0-0-0		0-0-0		2-2-0							
0-0-0		0-0-0		0-0-0		NEUTRAL		0-0-0		0-0-0		0-0-0							
2-7-0		0-0-0		0-0-0		CONFERENCE		0-3-0		0-0-0		2-4-0							
0-3-0		0-0-0		0-0-0		HOME		0-3-0		0-0-0		0-0-0							
2-4-0		0-0-0		0-0-0		AWAY		0-0-0		0-0-0		2-4-0							
0-0-0		0-0-0		0-0-0		NEUTRAL		0-0-0		0-0-0		0-0-0							
RPI	S	Opponent		Score		RPI	S	Opponent		Score		RPI	S	Opponent		Score			
21	H	West Virginia		2	8	29	A	Georgia Tech		3	7	59	H	UT Arlington		3	4		
24	A	Georgia		1	11	29	H	Georgia Tech		0	10	59	H	UT Arlington		6	14		
24	H	Georgia		3	6							59	H	UT Arlington		2	4		
												89	H	ETSU		2	8		
												89	H	ETSU		6	5		
												89	H	ETSU		1	5		
														132		H	Samford	1	2
														132		H	Samford	6	8
														132		H	Samford	2	13
														156		A	Mercer	11	14
														185		A	Little Rock	2	6
														185		A	Little Rock	2	3
														185		A	Little Rock	1	9
														188		H	Richmond	6	13
														191		H	UIC	9	5
														196		A	Appalachian St.	3	9
														196		A	Appalachian St.	2	0
														196		A	Appalachian St.	17	6
														228		H	Kennesaw St.	9	7
														261		A	Charleston So.	2	5
														261		A	Charleston So.	15	6
														261		A	Charleston So.	7	6
LAST 10 GAMES																			
261	A	Charleston So.		15	6	59	H	UT Arlington		2	4								
185	A	Little Rock		2	3	59	H	UT Arlington		3	4								
185	A	Little Rock		2	6	59	H	UT Arlington		6	14								
185	A	Little Rock		1	9	24	A	Georgia		1	11								
228	H	Kennesaw St.		9	7	196	A	Appalachian St.		17	6								

Non-Div. I Games: Ga. Southwestern 9 5

Georgia St.

Average RPI Win:	252	WON-LOST RECORD	WINNING PCT. RANK	LAST 10 GAMES		STRENGTH OF SCHEDULE	OPP. STRENGTH OF SCHEDULE	TEAM RPI	ADJ RPI	CONF. RPI	ADJ CONF. RPI
DIV. I ONLY		15-13-0	.53571 126	5-5-0		237	240	215	.4605 215	19	19
DIV. I NON-CONF.		10-9-0	.52632 140	0-4-0		253	257	241	.44008 241	22	22
<hr/>											
TOTALS	RPI 1-25		RPI 26-50	W-L RECORDS		RPI 51-100		RPI 101-150		RPI 150+	
15-13-0	0-2-0		0-0-0	OVERALL		1-3-0		0-4-0		14-4-0	
9-6-0	0-1-0		0-0-0	HOME		1-2-0		0-1-0		8-2-0	
2-6-0	0-1-0		0-0-0	AWAY		0-1-0		0-3-0		2-1-0	
4-1-0	0-0-0		0-0-0	NEUTRAL		0-0-0		0-0-0		4-1-0	
10-9-0	0-2-0		0-0-0	NON-CONFERENCE		1-3-0		0-1-0		9-3-0	
6-6-0	0-1-0		0-0-0	HOME		1-2-0		0-1-0		5-2-0	
0-2-0	0-1-0		0-0-	AWAY		0-1-0		0-0-0		0-0-0	
4-1-0	0-0-0		0-0-0	NEUTRAL		0-0-0		0-0-0		4-1-0	
5-4-0	0-0-0		0-0-0	CONFERENCE		0-0-0		0-3-0		5-1-0	
3-0-0	0-0-0		0-0-0	HOME		0-0-0		0-0-0		3-0-0	
2-4-0	0-0-0		0-0-0	AWAY		0-0-0		0-3-0		2-1-0	
0-0-0	0-0-0		0-0-0	NEUTRAL		0-0-0		0-0-0		0-0-0	
RPI S Opponent Score	RPI S Opponent Score		RPI S Opponent Score		RPI S Opponent Score		RPI S Opponent Score				
19 A Louisville 1 5					52 H Evansville 2 0		107 A Morehead St. 5 7				
19 H Louisville 8 12					61 H Boston College 4 6		107 A Morehead St. 4 15				
					61 H Boston College 2 13		107 A Morehead St. 2 7				
					64 A Kentucky 3 7		150 H Miami (OH) 4 8				
							155 H Dayton 5 17				
							170 H Western Ky. 9 12				
							208 H UT Martin 14 4				
							208 H UT Martin 8 5				
							208 H UT Martin 21 6				
							239 A SIUE 9 1				
							239 A SIUE 2 5				
							239 A SIUE 12 9				
							254 N Grambling 4 7				
							282 N Florida A&M 11 2				
							283 H Oakland 16 10				
							283 H Oakland 11 6				
							283 H Oakland 2 1				
							297 N Prairie View 11 1				
							298 H UMES 5 1				
							298 H UMES 16 1				
							298 N UMES 6 4				
							298 N UMES 27 8				
<hr/>											
LAST 10 GAMES											
61 H Boston College 2 13											
298 H UMES 16 1											
19 A Louisville 1 5											
239 A SIUE 2 5											
239 A SIUE 9 1											
239 A SIUE 12 9											
208 H UT Martin 8 5											
208 H UT Martin 14 4											
208 H UT Martin 21 6											
150 H Miami (OH) 4 8											

Non-Div. I Games:	Kentucky St.	9	3
-------------------	--------------	---	---

Eastern Ky.

Average RPI Win: 203		WON-LOST	WINNING	LAST 10	STRENGTH OF		OPP. STRENGTH	TEAM	ADJ		CONF.	ADJ CONF.
Average RPI Loss: 140		RECORD	PCT. RANK	GAMES	SCHEDULE		OF SCHEDULE	RPI	RPI		RPI	RPI
DIV. I ONLY		13-14-0	.48148	163	5-5-0		204	205	216		.45989	216
DIV. I NON-CONF.		5-10-0	.33333	216	0-2-0		242	212	281		.40198	281
TOTALS		RPI 1-25	RPI 26-50		W-L RECORDS		RPI 51-100		RPI 101-150		RPI 150+	
13-14-0		0-1-0	0-3-0		OVERALL		0-0-0		3-5-0		10-5-0	
8-10-0		0-0-0	0-3-0		HOME		0-0-0		2-2-0		6-5-0	
5-3-0		0-0-0	0-0-0		AWAY		0-0-0		1-3-0		4-0-0	
0-1-0		0-1-0	0-0-0		NEUTRAL		0-0-0		0-0-0		0-0-0	
5-10-0		0-1-0	0-3-0		NON-CONFERENCE		0-0-0		0-2-0		5-4-0	
4-8-0		0-0-0	0-3-0		HOME		0-0-0		0-1-0		4-4-0	
1-1-0		0-0-0	0-0-0		AWAY		0-0-0		0-1-0		1-0-0	
0-1-0		0-1-0	0-0-0		NEUTRAL		0-0-0		0-0-0		0-0-0	
8-4-0		0-0-0	0-0-0		CONFERENCE		0-0-0		3-3-0		5-1-0	
4-2-0		0-0-0	0-0-0		HOME		0-0-0		2-1-0		2-1-0	
4-2-0		0-0-0	0-0-0		AWAY		0-0-0		1-2-0		3-0-0	
0-0-0		0-0-0	0-0-0		NEUTRAL		0-0-0		0-0-0		0-0-0	
RPI S	Opponent	Score	RPI S	Opponent	Score	RPI S	Opponent	Score	RPI S	Opponent	Score	
3 N	Vanderbilt	0 3	48 H	Illinois St.	11 27				107 H	Morehead St.	3 4	
			48 H	Illinois St.	6 10				107 H	Morehead St.	2 0	
			48 H	Illinois St.	3 14				107 H	Morehead St.	4 3	
									127 A	Southern Ill.	4 10	
									127 H	Southern Ill.	9 13	
									145 A	Austin Peay	3 11	
									145 A	Austin Peay	2 14	
									145 A	Austin Peay	11 3	
									187 H	Lipscomb	3 18	
									195 H	Toledo	7 10	
									195 H	Toledo	5 2	
									208 A	UT Martin	6 5	
									208 A	UT Martin	5 2	
									208 A	UT Martin	11 1	
									209 A	Middle Tenn.	5 4	
									232 H	Western Mich.	2 1	
									239 H	SIUE	1 3	
									239 H	SIUE	5 3	
									239 H	SIUE	10 7	
									267 H	Northern Ill.	5 7	
									274 H	Bowling Green	5 2	
									274 H	Bowling Green	0 1	
									274 H	Bowling Green	12 3	
LAST 10 GAMES												
			107 H	Morehead St.	3 4	145 A	Austin Peay	2 14				
			107 H	Morehead St.	2 0	145 A	Austin Peay	3 11				
			274 H	Bowling Green	0 1	145 A	Austin Peay	11 3				
			274 H	Bowling Green	12 3	127 A	Southern Ill.	4 10				
			195 H	Toledo	5 2	239 H	SIUE	10 7				

Non-Div. I Games:

Belmont

Average RPI Win: 250		WON-LOST	WINNING	LAST 10	STRENGTH OF	OPP. STRENGTH	TEAM	ADJ	CONF.	ADJ CONF.				
Average RPI Loss: 167		RECORD	PCT. RANK	GAMES	SCHEDULE	OF SCHEDULE	RPI	RPI	RPI	RPI				
DIV. I ONLY		17-6-1	.72917	30	9-1-0	299	118	217	.45879	217	26	26		
DIV. I NON-CONF.		8-6-1	.56667	119	0-1-0	299	77	240	.44115	240	26	26		
<hr/>														
TOTALS		RPI 1-25		RPI 26-50		W-L RECORDS		RPI 51-100		RPI 101-150		RPI 150+		
17-6-1		0-0-0		0-0-0		OVERALL		1-3-0		0-0-0		16-3-1		
9-0-0		0-0-0		0-0-0		HOME		0-0-0		0-0-0		9-0-0		
8-6-1		0-0-0		0-0-0		AWAY		1-3-0		0-0-0		7-3-1		
0-0-0		0-0-0		0-0-0		NEUTRAL		0-0-0		0-0-0		0-0-0		
8-6-1		0-0-0		0-0-0		NON-CONFERENCE		1-3-0		0-0-0		7-3-1		
0-0-0		0-0-0		0-0-0		HOME		0-0-0		0-0-0		0-0-0		
8-6-1		0-0-0		0-0-		AWAY		1-3-0		0-0-0		7-3-1		
0-0-0		0-0-0		0-0-0		NEUTRAL		0-0-0		0-0-0		0-0-0		
9-0-0		0-0-0		0-0-0		CONFERENCE		0-0-0		0-0-0		9-0-0		
9-0-0		0-0-0		0-0-0		HOME		0-0-0		0-0-0		9-0-0		
0-0-0		0-0-0		0-0-0		AWAY		0-0-0		0-0-0		0-0-0		
0-0-0		0-0-0		0-0-0		NEUTRAL		0-0-0		0-0-0		0-0-0		
RPI	S	Opponent	Score	RPI	S	Opponent	Score	RPI	S	Opponent	Score			
						76 A	Wichita St.	2		12	234 H	North Dakota St.	4	1
						93 A	Southern California	12		9	234 H	North Dakota St.	3	0
						93 A	Southern California	5		6	234 H	North Dakota St.	7	6
						93 A	Southern California	0		11	238 A	Seattle U	0	12
											238 A	Seattle U	3	2
											238 A	Seattle U	10	8
											238 A	Seattle U	6	8
											245 H	Western Ill.	4	3
											245 H	Western Ill.	15	5
											245 H	Western Ill.	8	2
											263 A	Savannah St.	2	0
											263 A	Savannah St.	3	3
											263 A	Savannah St.	4	5
											272 H	Purdue Fort Wayne	11	4
											272 H	Purdue Fort Wayne	26	0
											272 H	Purdue Fort Wayne	6	1
											290 A	Santa Clara	7	4
											290 A	Santa Clara	2	0
											290 A	Santa Clara	2	0
											290 A	Santa Clara	4	2
<hr/>														
LAST 10 GAMES														
						245 H	Western Ill.	15		5	238 A	Seattle U	0	12
						245 H	Western Ill.	4		3	238 A	Seattle U	6	8
						290 A	Santa Clara	7		4	245 H	Western Ill.	8	2
						238 A	Seattle U	10		8	76 A	Wichita St.	2	12
						238 A	Seattle U	3		2	272 H	Purdue Fort Wayne	26	0

Non-Div. I Games:

Omaha

Average RPI Win: 239		WON-LOST	WINNING	LAST 10	STRENGTH OF		OPP. STRENGTH	TEAM	ADJ		CONF.	ADJ CONF.
Average RPI Loss: 124		RECORD	PCT. RANK	GAMES	SCHEDULE		OF SCHEDULE	RPI	RPI		RPI	RPI
DIV. I ONLY		8-13-0	.38095	224	7-3-0		221	188	218	.45856	218	21
DIV. I NON-CONF.		4-11-0	.26667	246	4-2-0		152	160	207	.46266	207	18
TOTALS		RPI 1-25	RPI 26-50		W-L RECORDS		RPI 51-100		RPI 101-150		RPI 150+	
8-13-0		0-4-0	0-0-0		OVERALL		0-1-0		1-0-0		7-8-0	
3-3-0		0-0-0	0-0-0		HOME		0-1-0		1-0-0		2-2-0	
5-10-0		0-4-0	0-0-0		AWAY		0-0-0		0-0-0		5-6-0	
0-0-0		0-0-0	0-0-0		NEUTRAL		0-0-0		0-0-0		0-0-0	
4-11-0		0-4-0	0-0-0		NON-CONFERENCE		0-1-0		1-0-0		3-6-0	
1-2-0		0-0-0	0-0-0		HOME		0-1-0		1-0-0		0-1-0	
3-9-0		0-4-0	0-0-		AWAY		0-0-0		0-0-0		3-5-0	
0-0-0		0-0-0	0-0-0		NEUTRAL		0-0-0		0-0-0		0-0-0	
4-2-0		0-0-0	0-0-0		CONFERENCE		0-0-0		0-0-0		4-2-0	
2-1-0		0-0-0	0-0-0		HOME		0-0-0		0-0-0		2-1-0	
2-1-0		0-0-0	0-0-0		AWAY		0-0-0		0-0-0		2-1-0	
0-0-0		0-0-0	0-0-0		NEUTRAL		0-0-0		0-0-0		0-0-0	
RPI S	Opponent	Score	RPI S	Opponent	Score	RPI S	Opponent	Score	RPI S	Opponent	Score	
9 A	UC Santa Barbara	5 10				58 H	Bryant	3 23	138 H	Yale	11 7	
9 A	UC Santa Barbara	4 6							154 H	Northeastern	8 9	
9 A	UC Santa Barbara	0 14							170 A	Abilene Christian	1 2	
13 A	UConn	4 12							170 A	Abilene Christian	7 11	
									170 A	Abilene Christian	7 8	
									187 A	Lipscomb	0 7	
									187 A	Lipscomb	8 9	
									199 A	UMass Lowell	7 5	
									199 A	UMass Lowell	2 3	
									199 A	UMass Lowell	5 0	
									271 H	Albany (NY)	6 8	
									271 H	Albany (NY)	7 6	
									271 H	Albany (NY)	6 5	
									278 A	Georgetown	2 1	
									278 A	Georgetown	4 2	
									278 A	Georgetown	14 1	
LAST 10 GAMES												
			199 A	UMass Lowell	5 0		199 A	UMass Lowell	7 5			
			170 A	Abilene Christian	7 8		138 H	Yale	11 7			
			170 A	Abilene Christian	7 11		278 A	Georgetown	4 2			
			271 H	Albany (NY)	6 5		278 A	Georgetown	2 1			
			199 A	UMass Lowell	2 3		278 A	Georgetown	14 1			

Non-Div. I Games:

Hartford

Average RPI Win:	206	WON-LOST RECORD	WINNING PCT. RANK	LAST 10 GAMES	STRENGTH OF SCHEDULE	OPP. STRENGTH OF SCHEDULE	TEAM RPI	ADJ RPI	CONF. RPI	ADJ CONF. RPI		
DIV. I ONLY		8-18-0	.30769	245	2-8-0	134	145	219	.45755	219	4	4
DIV. I NON-CONF.		6-8-0	.42857	183	0-2-0	277	265	271	.4124	271	4	4
<hr/>												
TOTALS	RPI 1-25	RPI 26-50		W-L RECORDS		RPI 51-100		RPI 101-150		RPI 150+		
8-18-0	0-3-0	2-4-0		OVERALL		0-1-0		0-6-0		6-4-0		
2-7-0	0-0-0	2-4-0		HOME		0-0-0		0-2-0		0-1-0		
1-7-0	0-3-0	0-0-0		AWAY		0-0-0		0-3-0		1-1-0		
5-4-0	0-0-0	0-0-0		NEUTRAL		0-1-0		0-1-0		5-2-0		
6-8-0	0-0-0	0-0-0		NON-CONFERENCE		0-1-0		0-3-0		6-4-0		
0-3-0	0-0-0	0-0-0		HOME		0-0-0		0-2-0		0-1-0		
1-1-0	0-0-0	0-0-		AWAY		0-0-0		0-0-0		1-1-0		
5-4-0	0-0-0	0-0-0		NEUTRAL		0-1-0		0-1-0		5-2-0		
2-10-0	0-3-0	2-4-0		CONFERENCE		0-0-0		0-3-0		0-0-0		
2-4-0	0-0-0	2-4-0		HOME		0-0-0		0-0-0		0-0-0		
0-6-0	0-3-0	0-0-0		AWAY		0-0-0		0-3-0		0-0-0		
0-0-0	0-0-0	0-0-0		NEUTRAL		0-0-0		0-0-0		0-0-0		
RPI	S	Opponent	Score	RPI	S	Opponent	Score	RPI	S	Opponent	Score	
12	A	NC State	3 4	37	H	Miami (FL)	11 10	51	N	Iowa	1 10	
12	A	NC State	5 6	37	H	Miami (FL)	10 13	108	A	Virginia	2 5	
12	A	NC State	3 21	37	H	Miami (FL)	3 5	108	A	Virginia	5 7	
				43	H	Virginia Tech	1 16	108	A	Virginia	3 13	
				43	H	Virginia Tech	4 11	115	H	Kent St.	4 6	
				43	H	Virginia Tech	1 0	118	N	Milwaukee	8 9	
								131	H	Penn St.	3 7	
								173	N	Central Mich.	3 4	
								201	N	Marshall	2 7	
								237	N	Hofstra	1 0	
								242	N	Butler	4 3	
								248	A	USC Upstate	6 3	
								252	N	Bucknell	8 2	
								279	A	Youngstown St.	2 3	
								279	H	Youngstown St.	2 4	
								287	N	Villanova	7 2	
								299	N	Saint Peter's	17 7	
<hr/>												
LAST 10 GAMES												
				37	H	Miami (FL)	3 5	108	A	Virginia	5 7	
				37	H	Miami (FL)	11 10	108	A	Virginia	3 13	
				37	H	Miami (FL)	10 13	115	H	Kent St.	4 6	
				279	A	Youngstown St.	2 3	43	H	Virginia Tech	1 0	
				108	A	Virginia	2 5	43	H	Virginia Tech	1 16	

Non-Div. I Games:

Pittsburgh

Average RPI Win: 235		WON-LOST	WINNING	LAST 10	STRENGTH OF		OPP. STRENGTH	TEAM	ADJ	CONF.	ADJ CONF.
Average RPI Loss: 144		RECORD	PCT. RANK	GAMES	SCHEDULE		OF SCHEDULE	RPI	RPI	RPI	RPI
DIV. I ONLY		16-12-0	.57143	102	6-4-0		290	117	220	.45726	220
DIV. I NON-CONF.		13-9-0	.59091	102	3-1-0		290	121	199	.46549	199
TOTALS		RPI 1-25	RPI 26-50		W-L RECORDS		RPI 51-100		RPI 101-150		RPI 150+
16-12-0		0-3-0	0-0-0		OVERALL		0-0-0		3-4-0		13-5-0
8-2-0		0-0-0	0-0-0		HOME		0-0-0		0-0-0		8-2-0
8-9-0		0-3-0	0-0-0		AWAY		0-0-0		3-4-0		5-2-0
0-1-0		0-0-0	0-0-0		NEUTRAL		0-0-0		0-0-0		0-1-0
13-9-0		0-3-0	0-0-0		NON-CONFERENCE		0-0-0		2-2-0		11-4-0
6-1-0		0-0-0	0-0-0		HOME		0-0-0		0-0-0		6-1-0
7-7-0		0-3-0	0-0-		AWAY		0-0-0		2-2-0		5-2-0
0-1-0		0-0-0	0-0-0		NEUTRAL		0-0-0		0-0-0		0-1-0
3-3-0		0-0-0	0-0-0		CONFERENCE		0-0-0		1-2-0		2-1-0
2-1-0		0-0-0	0-0-0		HOME		0-0-0		0-0-0		2-1-0
1-2-0		0-0-0	0-0-0		AWAY		0-0-0		1-2-0		0-0-0
0-0-0		0-0-0	0-0-0		NEUTRAL		0-0-0		0-0-0		0-0-0
RPI S	Opponent	Score		RPI S	Opponent	Score		RPI S	Opponent	Score	
14 A	Texas A&M	0	4					111 A	Rhode Island	2	0
14 A	Texas A&M	1	3					111 A	Rhode Island	3	5
14 A	Texas A&M	6	19					111 A	Rhode Island	8	9
								114 A	North Florida	8	6
								114 A	North Florida	4	7
								114 A	North Florida	3	4
								114 A	North Florida	8	5
								183 N	Cornell	0	1
								223 H	Wagner	2	3
								233 H	Manhattan	9	0
								237 H	Hofstra	4	3
								237 H	Hofstra	4	3
								244 A	Sacred Heart	8	2
								244 H	Sacred Heart	12	3
								264 A	Towson	6	1
								264 A	Towson	0	8
								266 H	Iona	5	1
								266 H	Iona	9	2
								270 H	St. Bonaventure	8	2
								270 H	St. Bonaventure	8	1
								270 H	St. Bonaventure	0	1
								298 A	UMES	2	1
								298 A	UMES	4	6
								298 A	UMES	7	2
								298 A	UMES	4	1
LAST 10 GAMES											
				111 A	Rhode Island	3	5	270 H	St. Bonaventure	0	1
				114 A	North Florida	4	7	270 H	St. Bonaventure	8	1
				298 A	UMES	4	1	270 H	St. Bonaventure	8	2
				111 A	Rhode Island	8	9	233 H	Manhattan	9	0
				111 A	Rhode Island	2	0	264 A	Towson	6	1

Non-Div. I Games:

Fordham

Average RPI Win:	209	WON-LOST	WINNING	LAST 10	STRENGTH OF	OPP. STRENGTH	TEAM	ADJ	CONF.	ADJ CONF.	
Average RPI Loss:	172	RECORD	PCT. RANK	GAMES	SCHEDULE	OF SCHEDULE	RPI	RPI	RPI	RPI	
DIV. I ONLY	10-13-0	.43478	184	8-2-0	263	189	221	.45485	221	15	15
DIV. I NON-CONF.	10-13-0	.43478	181	8-2-0	268	204	217	.45485	217	15	15
TOTALS	RPI 1-25	RPI 26-50	W-L RECORDS	RPI 51-100	RPI 101-150	RPI 150+					
10-13-0	0-0-0	0-0-0	OVERALL	1-1-0	1-2-0	8-10-0					
0-0-0	0-0-0	0-0-0	HOME	0-0-0	0-0-0	0-0-0					
6-6-0	0-0-0	0-0-0	AWAY	0-0-0	1-1-0	5-5-0					
4-7-0	0-0-0	0-0-0	NEUTRAL	1-1-0	0-1-0	3-5-0					
10-13-0	0-0-0	0-0-0	NON-CONFERENCE	1-1-0	1-2-0	8-10-0					
0-0-0	0-0-0	0-0-0	HOME	0-0-0	0-0-0	0-0-0					
6-6-0	0-0-0	0-0-	AWAY	0-0-0	1-1-0	5-5-0					
4-7-0	0-0-0	0-0-0	NEUTRAL	1-1-0	0-1-0	3-5-0					
0-0-0	0-0-0	0-0-0	CONFERENCE	0-0-0	0-0-0	0-0-0					
0-0-0	0-0-0	0-0-0	HOME	0-0-0	0-0-0	0-0-0					
0-0-0	0-0-0	0-0-0	AWAY	0-0-0	0-0-0	0-0-0					
0-0-0	0-0-0	0-0-0	NEUTRAL	0-0-0	0-0-0	0-0-0					
RPI S	Opponent	Score	RPI S	Opponent	Score	RPI S	Opponent	Score	RPI S	Opponent	Score
						69 N	Harvard	2 6	108 A	Virginia	3 0
						69 N	Harvard	7 4	108 A	Virginia	0 4
									125 N	Kansas	4 7
									153 N	Ohio St.	0 6
									153 N	Ohio St.	3 4
									153 N	Ohio St.	3 5
									155 N	Dayton	1 2
									158 N	NJIT	8 5
									180 A	FIU	5 6
									180 A	FIU	7 10
									180 A	FIU	0 1
									212 N	Saint Joseph's	4 7
									223 A	Wagner	11 7
									223 N	Wagner	10 0
									231 A	Monmouth	12 2
									252 N	Bucknell	12 1
									266 A	Iona	0 5
									266 A	Iona	7 0
									266 A	Iona	14 3
									296 A	Fairleigh Dickinson	5 6
									296 A	Fairleigh Dickinson	8 1
LAST 10 GAMES											
			231 A	Monmouth	12 2		296 A	Fairleigh Dickinson	8 1		
			296 A	Fairleigh Dickinson	5 6		158 N	NJIT	8 5		
			266 A	Iona	14 3		223 N	Wagner	10 0		
			266 A	Iona	7 0		223 A	Wagner	11 7		
			266 A	Iona	0 5		69 N	Harvard	2 6		

Non-Div. I Games:

Seton Hall

Average RPI Win: 198		WON-LOST	WINNING	LAST 10	STRENGTH OF		OPP. STRENGTH	TEAM	ADJ	CONF.	ADJ CONF.
Average RPI Loss: 102		RECORD	PCT. RANK	GAMES	SCHEDULE		OF SCHEDULE	RPI	RPI	RPI	RPI
DIV. I ONLY		8-19-0	.2963	249	3-7-0		91	166	222	.45456	222
DIV. I NON-CONF.		6-11-0	.35294	209	1-4-0		71	197	189	.47521	189
TOTALS		RPI 1-25	RPI 26-50		W-L RECORDS		RPI 51-100		RPI 101-150		RPI 150+
8-19-0		0-1-0	0-6-0		OVERALL		0-0-0		2-8-0		6-4-0
8-8-0		0-0-0	0-3-0		HOME		0-0-0		2-1-0		6-4-0
0-11-0		0-1-0	0-3-0		AWAY		0-0-0		0-7-0		0-0-0
0-0-0		0-0-0	0-0-0		NEUTRAL		0-0-0		0-0-0		0-0-0
6-11-0		0-1-0	0-3-0		NON-CONFERENCE		0-0-0		0-4-0		6-3-0
6-3-0		0-0-0	0-0-0		HOME		0-0-0		0-0-0		6-3-0
0-8-0		0-1-0	0-0-		AWAY		0-0-0		0-4-0		0-0-0
0-0-0		0-0-0	0-0-0		NEUTRAL		0-0-0		0-0-0		0-0-0
2-8-0		0-0-0	0-3-0		CONFERENCE		0-0-0		2-4-0		0-1-0
2-5-0		0-0-0	0-3-0		HOME		0-0-0		2-1-0		0-1-0
0-3-0		0-0-0	0-0-0		AWAY		0-0-0		0-3-0		0-0-0
0-0-0		0-0-0	0-0-0		NEUTRAL		0-0-0		0-0-0		0-0-0
RPI S	Opponent	Score		RPI S	Opponent	Score		RPI S	Opponent	Score	
14 A	Texas A&M	5	12	39 A	DBU	1	2	103 A	Tulane	1	3
				39 A	DBU	1	7	103 A	Tulane	2	3
				39 A	DBU	2	12	103 A	Tulane	2	6
				41 H	Sam Houston St.	3	6	106 A	UTRGV	0	6
				41 H	Sam Houston St.	5	17	140 A	SFA	0	1
				41 H	Sam Houston St.	4	7	140 A	SFA	2	4
								140 A	SFA	0	6
								148 H	Northwestern St.	12	2
								148 H	Northwestern St.	5	7
								148 H	Northwestern St.	10	2
								151 H	UTSA	6	14
								154 H	Northeastern	8	14
								154 H	Northeastern	9	3
								154 H	Northeastern	5	2
								194 H	Cincinnati	4	5
								194 H	Cincinnati	2	1
								194 H	Cincinnati	5	4
								203 H	Lamar University	3	6
								297 H	Prairie View	21	5
								297 H	Prairie View	10	3
LAST 10 GAMES											
				39 A	DBU	1	7	103 A	Tulane	1	3
				148 H	Northwestern St.	5	7	103 A	Tulane	2	3
				148 H	Northwestern St.	12	2	103 A	Tulane	2	6
				148 H	Northwestern St.	10	2	151 H	UTSA	6	14
				297 H	Prairie View	10	3	140 A	SFA	0	1

Non-Div. I Games:

Houston Baptist

Average RPI Win:	239	WON-LOST RECORD	WINNING PCT. RANK	LAST 10 GAMES	STRENGTH OF SCHEDULE	OPP. STRENGTH OF SCHEDULE	TEAM RPI	ADJ RPI	CONF. RPI	ADJ CONF. RPI		
DIV. I ONLY		7-16-0	.30435	247	5-5-0	145	269	223	.45455	223	29	29
DIV. I NON-CONF.		4-13-0	.23529	258	2-3-0	108	234	206	.46306	206	29	29
<hr/>												
TOTALS	RPI 1-25	RPI 26-50		W-L RECORDS		RPI 51-100		RPI 101-150		RPI 150+		
7-16-0	0-0-0	0-0-0		OVERALL		1-8-0		0-2-0		6-6-0		
3-2-0	0-0-0	0-0-0		HOME		0-0-0		0-0-0		3-2-0		
4-13-0	0-0-0	0-0-0		AWAY		1-8-0		0-2-0		3-3-0		
0-1-0	0-0-0	0-0-0		NEUTRAL		0-0-0		0-0-0		0-1-0		
4-13-0	0-0-0	0-0-0		NON-CONFERENCE		1-8-0		0-2-0		3-3-0		
1-1-0	0-0-0	0-0-0		HOME		0-0-0		0-0-0		1-1-0		
3-11-0	0-0-0	0-0-		AWAY		1-8-0		0-2-0		2-1-0		
0-1-0	0-0-0	0-0-0		NEUTRAL		0-0-0		0-0-0		0-1-0		
3-3-0	0-0-0	0-0-0		CONFERENCE		0-0-0		0-0-0		3-3-0		
2-1-0	0-0-0	0-0-0		HOME		0-0-0		0-0-0		2-1-0		
1-2-0	0-0-0	0-0-0		AWAY		0-0-0		0-0-0		1-2-0		
0-0-0	0-0-0	0-0-0		NEUTRAL		0-0-0		0-0-0		0-0-0		
RPI	S	Opponent	Score	RPI	S	Opponent	Score	RPI	S	Opponent	Score	
						66 A San Diego	9 15	108 A Virginia		0 14		
						66 A San Diego	0 14	108 A Virginia		9 18		
						66 A San Diego	1 3	220 A Fordham		3 2		
						81 A Elon	7 6	221 H Seton Hall		7 11		
						81 A Elon	6 10	221 N Seton Hall		0 10		
						81 A Elon	6 16	231 A Monmouth		13 4		
						89 A ETSU	1 7	231 A Monmouth		2 6		
						89 A ETSU	1 6	256 A Central Conn. St.		4 2		
						89 A ETSU	3 4	256 A Central Conn. St.		6 7		
								256 A Central Conn. St.		3 10		
								294 H Mt. St. Mary's		5 6		
								294 H Mt. St. Mary's		9 8		
								294 H Mt. St. Mary's		4 0		
								299 H Saint Peter's		13 3		
<hr/>												
LAST 10 GAMES												
108 A	Virginia	0	14	256 A	Central Conn. St.	4	2					
81 A	Elon	7	6	256 A	Central Conn. St.	6	7					
81 A	Elon	6	10	231 A	Monmouth	2	6					
89 A	ETSU	1	6	231 A	Monmouth	13	4					
256 A	Central Conn. St.	3	10	221 N	Seton Hall	0	10					

Non-Div. I Games:

Wagner

Average RPI Win:	210	WON-LOST RECORD	WINNING PCT. RANK	LAST 10 GAMES	STRENGTH OF SCHEDULE	OPP. STRENGTH OF SCHEDULE	TEAM RPI	ADJ RPI	CONF. RPI	ADJ CONF. RPI	
Average RPI Loss:	160										
DIV. I ONLY	7-18-0	.28	255	4-6-0	74	288	224	.45348	224	24	24
DIV. I NON-CONF.	4-15-0	.21053	266	1-3-0	81	270	220	.45254	219	23	23
TOTALS	RPI 1-25	RPI 26-50	W-L RECORDS	RPI 51-100	RPI 101-150	RPI 150+					
7-18-0	0-0-0	0-0-0	OVERALL	0-6-0	0-0-0	7-12-0					
4-7-0	0-0-0	0-0-0	HOME	0-0-0	0-0-0	4-7-0					
3-11-0	0-0-0	0-0-0	AWAY	0-6-0	0-0-0	3-5-0					
0-0-0	0-0-0	0-0-0	NEUTRAL	0-0-0	0-0-0	0-0-0					
4-15-0	0-0-0	0-0-0	NON-CONFERENCE	0-6-0	0-0-0	4-9-0					
1-4-0	0-0-0	0-0-0	HOME	0-0-0	0-0-0	1-4-0					
3-11-0	0-0-0	0-0-	AWAY	0-6-0	0-0-0	3-5-0					
0-0-0	0-0-0	0-0-0	NEUTRAL	0-0-0	0-0-0	0-0-0					
3-3-0	0-0-0	0-0-0	CONFERENCE	0-0-0	0-0-0	3-3-0					
3-3-0	0-0-0	0-0-0	HOME	0-0-0	0-0-0	3-3-0					
0-0-0	0-0-0	0-0-0	AWAY	0-0-0	0-0-0	0-0-0					
0-0-0	0-0-0	0-0-0	NEUTRAL	0-0-0	0-0-0	0-0-0					
RPI S Opponent Score	RPI S Opponent Score	RPI S Opponent Score	RPI S Opponent Score	RPI S Opponent Score	RPI S Opponent Score	RPI S Opponent Score					
				90 A Wright St. 0 13	155 A Dayton 5 15						
				90 A Wright St. 1 12	155 A Dayton 4 2						
				95 A California Baptist 2 8	155 H Dayton 5 12						
				95 A California Baptist 4 7	162 A Wofford 2 5						
				95 A California Baptist 1 7	162 A Wofford 6 4						
				95 A California Baptist 1 4	162 A Wofford 0 2						
					173 H Central Mich. 3 5						
					173 H Central Mich. 2 6						
					173 H Central Mich. 12 11						
					184 H Army West Point 1 0						
					184 H Army West Point 6 8						
					184 H Army West Point 2 11						
					201 H Marshall 1 6						
					248 A USC Upstate 2 1						
					248 A USC Upstate 7 10						
					248 A USC Upstate 2 3						
					274 H Bowling Green 3 7						
					274 H Bowling Green 12 2						
					274 H Bowling Green 12 4						
				LAST 10 GAMES							
				90 A Wright St. 0 13	90 A Wright St. 1 12						
				248 A USC Upstate 2 1	95 A California Baptist 1 4						
				248 A USC Upstate 7 10	274 H Bowling Green 12 4						
				162 A Wofford 2 5	274 H Bowling Green 12 2						
				162 A Wofford 6 4	274 H Bowling Green 3 7						

Non-Div. I Games:

Ohio

Average RPI Win:	268	WON-LOST	WINNING	LAST 10	STRENGTH OF	OPP. STRENGTH	TEAM	ADJ	CONF.	ADJ CONF.	
Average RPI Loss:	232	RECORD	PCT. RANK	GAMES	SCHEDULE	OF SCHEDULE	RPI	RPI	RPI	RPI	
DIV. I ONLY	14-10-0	.58333	97	6-4-0	280	284	225	.45284	225	30	30
DIV. I NON-CONF.	4-7-0	.36364	208	1-2-0	243	290	255	.42773	255	31	31
TOTALS	RPI 1-25	RPI 26-50	W-L RECORDS		RPI 51-100	RPI 101-150		RPI 150+			
14-10-0	0-0-0	0-0-0	OVERALL		0-0-0	0-0-0		14-10-0			
5-3-0	0-0-0	0-0-0	HOME		0-0-0	0-0-0		5-3-0			
7-6-0	0-0-0	0-0-0	AWAY		0-0-0	0-0-0		7-6-0			
2-1-0	0-0-0	0-0-0	NEUTRAL		0-0-0	0-0-0		2-1-0			
4-7-0	0-0-0	0-0-0	NON-CONFERENCE		0-0-0	0-0-0		4-7-0			
0-2-0	0-0-0	0-0-0	HOME		0-0-0	0-0-0		0-2-0			
2-4-0	0-0-0	0-0-	AWAY		0-0-0	0-0-0		2-4-0			
2-1-0	0-0-0	0-0-0	NEUTRAL		0-0-0	0-0-0		2-1-0			
10-3-0	0-0-0	0-0-0	CONFERENCE		0-0-0	0-0-0		10-3-0			
5-1-0	0-0-0	0-0-0	HOME		0-0-0	0-0-0		5-1-0			
5-2-0	0-0-0	0-0-0	AWAY		0-0-0	0-0-0		5-2-0			
0-0-0	0-0-0	0-0-0	NEUTRAL		0-0-0	0-0-0		0-0-0			
RPI S	Opponent	Score	RPI S	Opponent	Score	RPI S	Opponent	Score	RPI S	Opponent	Score
							163 H UMBC	2 16			
							169 A Navy	3 5			
							182 A Charlotte	4 14			
							182 A Charlotte	3 7			
							182 A Charlotte	9 3			
							258 H Norfolk St.	5 3			
							258 H Norfolk St.	12 6			
							258 H Norfolk St.	7 8			
							263 A Savannah St.	11 5			
							263 A Savannah St.	3 10			
							263 A Savannah St.	8 7			
							263 A Savannah St.	10 8			
							268 A Delaware St.	12 11			
							268 A Delaware St.	10 5			
							268 A Delaware St.	1 5			
							271 N Albany (NY)	0 4			
							271 N Albany (NY)	6 2			
							271 N Albany (NY)	15 3			
							278 A Georgetown	5 14			
							281 H George Washington	1 7			
							294 A Mt. St. Mary's	4 2			
							298 H UMES	9 2			
							298 H UMES	17 5			
							298 H UMES	12 2			
LAST 10 GAMES											
							271 N Albany (NY)	0 4			
							263 A Savannah St.	10 8			
							263 A Savannah St.	8 7			
							182 A Charlotte	3 7			
							258 H Norfolk St.	5 3			
							258 H Norfolk St.	12 6			
							258 H Norfolk St.	7 8			
							294 A Mt. St. Mary's	4 2			
							268 A Delaware St.	10 5			
							268 A Delaware St.	12 11			

Non-Div. I Games:

Coppin St.

Average RPI Win:	233	WON-LOST	WINNING	LAST 10	STRENGTH OF	OPP. STRENGTH	TEAM	ADJ	CONF.	ADJ CONF.	
Average RPI Loss:	131	RECORD	PCT. RANK	GAMES	SCHEDULE	OF SCHEDULE	RPI	RPI	RPI	RPI	
DIV. I ONLY	5-19-0	.20833	280	2-8-0	93	244	226	.45183	226	7	7
DIV. I NON-CONF.	5-16-0	.2381	257	2-5-0	139	271	234	.44272	234	7	7
TOTALS	RPI 1-25	RPI 26-50	W-L RECORDS	RPI 51-100	RPI 101-150	RPI 150+					
5-19-0	0-0-0	0-6-0	OVERALL	0-3-0	0-2-0	5-8-0					
1-2-0	0-0-0	0-0-0	HOME	0-0-0	0-0-0	1-2-0					
2-16-0	0-0-0	0-6-0	AWAY	0-3-0	0-2-0	2-5-0					
2-1-0	0-0-0	0-0-0	NEUTRAL	0-0-0	0-0-0	2-1-0					
5-16-0	0-0-0	0-3-0	NON-CONFERENCE	0-3-0	0-2-0	5-8-0					
1-2-0	0-0-0	0-0-0	HOME	0-0-0	0-0-0	1-2-0					
2-13-0	0-0-0	0-0-	AWAY	0-3-0	0-2-0	2-5-0					
2-1-0	0-0-0	0-0-0	NEUTRAL	0-0-0	0-0-0	2-1-0					
0-3-0	0-0-0	0-3-0	CONFERENCE	0-0-0	0-0-0	0-0-0					
0-0-0	0-0-0	0-0-0	HOME	0-0-0	0-0-0	0-0-0					
0-3-0	0-0-0	0-3-0	AWAY	0-0-0	0-0-0	0-0-0					
0-0-0	0-0-0	0-0-0	NEUTRAL	0-0-0	0-0-0	0-0-0					
RPI S	Opponent	Score	RPI S	Opponent	Score	RPI S	Opponent	Score	RPI S	Opponent	Score
			39 A	DBU	0 8	62 A	South Carolina	2 9	105 A	Ball St.	8 14
			39 A	DBU	5 10	62 A	South Carolina	6 12	136 A	Purdue	1 5
			39 A	DBU	1 6	62 A	South Carolina	2 3	181 A	N.C. A&T	4 11
			47 A	Arkansas St.	1 7				187 A	Lipscomb	0 6
			47 A	Arkansas St.	6 7				187 A	Lipscomb	8 6
			47 A	Arkansas St.	1 4				204 A	UNCW	3 4
									204 A	UNCW	8 10
									204 A	UNCW	10 8
									242 H	Butler	2 9
									242 H	Butler	5 2
									242 H	Butler	4 6
									267 N	Northern Ill.	2 5
									267 N	Northern Ill.	7 6
									267 N	Northern Ill.	5 2
									275 A	Tennessee Tech	8 12
LAST 10 GAMES											
			204 A	UNCW	3 4	105 A	Ball St.	8 14			
			204 A	UNCW	8 10	136 A	Purdue	1 5			
			39 A	DBU	1 6	242 H	Butler	2 9			
			39 A	DBU	0 8	242 H	Butler	5 2			
			39 A	DBU	5 10	242 H	Butler	4 6			

Non-Div. I Games:

Valparaiso

Average RPI Win:	194	WON-LOST RECORD	WINNING PCT. RANK	LAST 10 GAMES	STRENGTH OF SCHEDULE	OPP. STRENGTH OF SCHEDULE	TEAM RPI	ADJ RPI	CONF. RPI	ADJ CONF. RPI		
DIV. I ONLY	11-13-0	.45833	176	7-3-0	279	148	228	.44939	227	28	28	
DIV. I NON-CONF.	7-11-0	.38889	198	3-1-0	270	173	228	.44629	228	27	27	
<hr/>												
TOTALS	RPI 1-25	RPI 26-50		W-L RECORDS		RPI 51-100		RPI 101-150		RPI 150+		
11-13-0	0-0-0	1-0-0		OVERALL		2-4-0		0-3-0		8-6-0		
4-1-0	0-0-0	1-0-0		HOME		2-1-0		0-0-0		1-0-0		
7-9-0	0-0-0	0-0-0		AWAY		0-3-0		0-0-0		7-6-0		
0-3-0	0-0-0	0-0-0		NEUTRAL		0-0-0		0-3-0		0-0-0		
<hr/>												
7-11-0	0-0-0	1-0-0		NON-CONFERENCE		0-3-0		0-3-0		6-5-0		
2-0-0	0-0-0	1-0-0		HOME		0-0-0		0-0-0		1-0-0		
5-8-0	0-0-0	0-0-		AWAY		0-3-0		0-0-0		5-5-0		
0-3-0	0-0-0	0-0-0		NEUTRAL		0-0-0		0-3-0		0-0-0		
<hr/>												
4-2-0	0-0-0	0-0-0		CONFERENCE		2-1-0		0-0-0		2-1-0		
2-1-0	0-0-0	0-0-0		HOME		2-1-0		0-0-0		0-0-0		
2-1-0	0-0-0	0-0-0		AWAY		0-0-0		0-0-0		2-1-0		
0-0-0	0-0-0	0-0-0		NEUTRAL		0-0-0		0-0-0		0-0-0		
<hr/>												
RPI S	Opponent	Score	RPI S	Opponent	Score	RPI S	Opponent	Score	RPI S	Opponent	Score	
50	H	St. John's (NY)	4	3	71	A	Campbell	2 3	131	N	Penn St.	5 6
					71	A	Campbell	6 11	131	N	Penn St.	4 5
					71	A	Campbell	3 6	131	N	Penn St.	2 4
					87	H	Marist	9 6	172	A	James Madison	9 2
					87	H	Marist	4 2	172	A	James Madison	2 4
					87	H	Marist	2 11	230	A	Brown	13 8
									230	A	Brown	8 9
									230	A	Brown	7 6
									230	A	Brown	3 5
									235	A	LIU Brooklyn	3 4
									243	A	Delaware	8 2
									243	A	Delaware	3 2
									243	A	Delaware	4 7
									256	H	Central Conn. St.	5 2
									266	A	Iona	3 0
									266	A	Iona	3 1
									266	A	Iona	3 4
<hr/>												
LAST 10 GAMES												
266	A	Iona	3	4	230	A	Brown	13	8			
235	A	LIU Brooklyn	3	4	87	H	Marist	4	2			
71	A	Campbell	3	6	131	N	Penn St.	5	6			
71	A	Campbell	6	11	87	H	Marist	2	11			
266	A	Iona	3	0	87	H	Marist	9	6			

Non-Div. I Games:

Fairfield

Average RPI Win:		200	WON-LOST RECORD		WINNING PCT. RANK		LAST 10 GAMES		STRENGTH OF SCHEDULE		OPP. STRENGTH OF SCHEDULE		TEAM RPI		ADJ RPI		CONF. RPI		ADJ CONF. RPI		
DIV. I ONLY			15-14-0		.51724 147		5-5-0		257		160		229		.44915 228		17		17		
DIV. I NON-CONF.			12-11-0		.52174 143		2-2-0		234		117		212		.45942 212		19		19		
TOTALS		RPI 1-25		RPI 26-50		W-L RECORDS		RPI 51-100		RPI 101-150		RPI 150+									
15-14-0		1-1-0		0-2-0		OVERALL		0-0-0		0-3-0		14-8-0									
15-5-0		1-0-0		0-1-0		HOME		0-0-0		0-0-0		14-4-0									
0-9-0		0-1-0		0-1-0		AWAY		0-0-0		0-3-0		0-4-0									
0-0-0		0-0-0		0-0-0		NEUTRAL		0-0-0		0-0-0		0-0-0									
12-11-0		1-1-0		0-2-0		NON-CONFERENCE		0-0-0		0-3-0		11-5-0									
12-5-0		1-0-0		0-1-0		HOME		0-0-0		0-0-0		11-4-0									
0-6-0		0-1-0		0-0-		AWAY		0-0-0		0-3-0		0-1-0									
0-0-0		0-0-0		0-0-0		NEUTRAL		0-0-0		0-0-0		0-0-0									
3-3-0		0-0-0		0-0-0		CONFERENCE		0-0-0		0-0-0		3-3-0									
3-0-0		0-0-0		0-0-0		HOME		0-0-0		0-0-0		3-0-0									
0-3-0		0-0-0		0-0-0		AWAY		0-0-0		0-0-0		0-3-0									
0-0-0		0-0-0		0-0-0		NEUTRAL		0-0-0		0-0-0		0-0-0									
RPI	S	Opponent		Score		RPI	S	Opponent		Score		RPI	S	Opponent		Score					
21	H	West Virginia		5	3	29	A	Georgia Tech		1	9	132	A	Samford		3	6				
24	A	Georgia		1	11	29	H	Georgia Tech		7	10	132	A	Samford		5	6				
												132	A	Samford		2	3				
												157	H	Binghamton		6	12				
												157	H	Binghamton		10	1				
												161	H	Massachusetts		12	2				
												161	H	Massachusetts		12	7				
												161	H	Massachusetts		9	0				
												177	H	Presbyterian		7	3				
												177	H	Presbyterian		13	5				
												187	A	Lipscomb		3	4				
												187	A	Lipscomb		2	13				
												187	A	Lipscomb		3	6				
												188	H	Richmond		8	9				
												191	H	UIC		9	2				
												208	H	UT Martin		4	6				
												208	H	UT Martin		2	1				
												208	H	UT Martin		3	1				
												214	A	Georgia St.		7	9				
												264	H	Towson		2	5				
												264	H	Towson		11	5				
												264	H	Towson		5	2				
												285	H	North Ala.		8	3				
												285	H	North Ala.		7	6				
												285	H	North Ala.		3	1				
				LAST 10 GAMES																	
				208	H	UT Martin		2	1	214	A	Georgia St.		7	9	285	H	North Ala.		8	3
				208	H	UT Martin		4	6	285	H	North Ala.		8	3	285	H	North Ala.		7	6
				187	A	Lipscomb		2	13	285	H	North Ala.		7	6	285	H	North Ala.		3	1
				187	A	Lipscomb		3	4	285	H	North Ala.		3	1						
				187	A	Lipscomb		3	6	157	H	Binghamton		6	12						

Non-Div. I Games:

Kennesaw St.

Average RPI Win:		250	WON-LOST RECORD		WINNING PCT. RANK		LAST 10 GAMES		STRENGTH OF SCHEDULE		OPP. STRENGTH OF SCHEDULE		TEAM RPI		ADJ RPI		CONF. RPI		ADJ CONF. RPI	
DIV. I ONLY			7-18-0		.28 255		5-5-0		156		260		227		.44912 229		31		31	
DIV. I NON-CONF.			1-12-0		.07692 293		0-2-0		7		193		203		.46308 205		30		30	
TOTALS		RPI 1-25		RPI 26-50		W-L RECORDS		RPI 51-100		RPI 101-150		RPI 150+								
7-18-0		0-2-0		0-0-0		OVERALL		0-2-0		1-8-0		6-6-0								
1-2-0		0-0-0		0-0-0		HOME		0-0-0		0-0-0		1-2-0								
5-13-0		0-2-0		0-0-0		AWAY		0-2-0		0-5-0		5-4-0								
1-3-0		0-0-0		0-0-0		NEUTRAL		0-0-0		1-3-0		0-0-0								
1-12-0		0-2-0		0-0-0		NON-CONFERENCE		0-2-0		1-8-0		0-0-0								
0-0-0		0-0-0		0-0-0		HOME		0-0-0		0-0-0		0-0-0								
0-9-0		0-2-0		0-0-		AWAY		0-2-0		0-5-0		0-0-0								
1-3-0		0-0-0		0-0-0		NEUTRAL		0-0-0		1-3-0		0-0-0								
6-6-0		0-0-0		0-0-0		CONFERENCE		0-0-0		0-0-0		6-6-0								
1-2-0		0-0-0		0-0-0		HOME		0-0-0		0-0-0		1-2-0								
5-4-0		0-0-0		0-0-0		AWAY		0-0-0		0-0-0		5-4-0								
0-0-0		0-0-0		0-0-0		NEUTRAL		0-0-0		0-0-0		0-0-0								
RPI	S	Opponent		Score		RPI	S	Opponent		Score		RPI	S	Opponent		Score				
10	A	LSU		5	16							103	A	Tulane		1	13			
17	A	Texas		3	17							65	A	Baylor		2	3			
												65	A	Baylor		3	13			
												125	N	Kansas		8	3			
												125	N	Kansas		0	1			
												125	N	Kansas		13	19			
												125	N	Kansas		1	7			
												128	A	New Mexico St.		8	24			
												128	A	New Mexico St.		2	20			
												128	A	New Mexico St.		3	16			
												128	A	New Mexico St.		6	38			
												207	H	Southern U.		0	1			
												207	H	Southern U.		7	8			
												207	H	Southern U.		1	0			
												254	A	Grambling		7	3			
												254	A	Grambling		2	12			
												254	A	Grambling		2	6			
												286	A	Ark.-Pine Bluff		6	3			
												286	A	Ark.-Pine Bluff		2	14			
												286	A	Ark.-Pine Bluff		9	6			
												297	A	Prairie View		34	2			
												297	A	Prairie View		3	5			
												297	A	Prairie View		7	5			
LAST 10 GAMES																				

Non-Div. I Games: Huston-Tillotson 15 8 Huston-Tillotson 2 3

Texas Southern

Average RPI Win: 183		WON-LOST	WINNING	LAST 10	STRENGTH OF		OPP. STRENGTH	TEAM	ADJ	CONF.	ADJ CONF.
Average RPI Loss: 106		RECORD	PCT. RANK	GAMES	SCHEDULE		OF SCHEDULE	RPI	RPI	RPI	RPI
DIV. I ONLY		5-17-0	.22727	278	3-7-0		112	178	230	.4485	230
DIV. I NON-CONF.		3-13-0	.1875	274	1-3-0		88	148	229	.44597	229
TOTALS		RPI 1-25	RPI 26-50		W-L RECORDS		RPI 51-100		RPI 101-150		RPI 150+
5-17-0		0-3-0	0-0-0		OVERALL		0-6-0		2-4-0		3-4-0
3-5-0		0-0-0	0-0-0		HOME		0-1-0		1-2-0		2-2-0
2-12-0		0-3-0	0-0-0		AWAY		0-5-0		1-2-0		1-2-0
0-0-0		0-0-0	0-0-0		NEUTRAL		0-0-0		0-0-0		0-0-0
3-13-0		0-3-0	0-0-0		NON-CONFERENCE		0-6-0		0-0-0		3-4-0
2-3-0		0-0-0	0-0-0		HOME		0-1-0		0-0-0		2-2-0
1-10-0		0-3-0	0-0-		AWAY		0-5-0		0-0-0		1-2-0
0-0-0		0-0-0	0-0-0		NEUTRAL		0-0-0		0-0-0		0-0-0
2-4-0		0-0-0	0-0-0		CONFERENCE		0-0-0		2-4-0		0-0-0
1-2-0		0-0-0	0-0-0		HOME		0-0-0		1-2-0		0-0-0
1-2-0		0-0-0	0-0-0		AWAY		0-0-0		1-2-0		0-0-0
0-0-0		0-0-0	0-0-0		NEUTRAL		0-0-0		0-0-0		0-0-0
RPI S	Opponent	Score		RPI S	Opponent	Score		RPI S	Opponent	Score	
19 A	Louisville	0	7					58 A	Bryant	2	15
19 A	Louisville	2	13					58 H	Bryant	6	14
19 A	Louisville	4	5					63 A	Jacksonville	2	11
								63 A	Jacksonville	0	15
								63 A	Jacksonville	0	10
								63 A	Jacksonville	2	6
								138 H	Yale	3	15
								138 H	Yale	3	11
								138 H	Yale	8	7
								147 A	Penn	14	7
								147 A	Penn	4	17
								147 A	Penn	7	8
								177 A	Presbyterian	4	3
								177 A	Presbyterian	4	5
								177 A	Presbyterian	4	5
								227 H	Fairfield	8	13
								227 H	Fairfield	6	7
								227 H	Fairfield	5	3
								227 H	Fairfield	9	8
LAST 10 GAMES											
138 H	Yale	3	15	63 A	Jacksonville	2	6				
19 A	Louisville	4	5	227 H	Fairfield	8	13				
19 A	Louisville	0	7	147 A	Penn	14	7				
177 A	Presbyterian	4	5	147 A	Penn	4	17				
138 H	Yale	3	11	147 A	Penn	7	8				

Non-Div. I Games:

Brown

Average RPI Win: 248		WON-LOST RECORD		WINNING PCT. RANK		LAST 10 GAMES		STRENGTH OF SCHEDULE		OPP. STRENGTH OF SCHEDULE		TEAM RPI		ADJ RPI		CONF. RPI		ADJ CONF. RPI	
DIV. I ONLY		10-14-1		.42 200		6-3-1		262		245		231		.4463 231		28		28	
DIV. I NON-CONF.		8-13-1		.38636 201		4-2-1		192		248		205		.46452 204		27		27	
TOTALS		RPI 1-25		RPI 26-50		W-L RECORDS		RPI 51-100		RPI 101-150		RPI 150+							
10-14-1		1-2-0		0-0-0		OVERALL		0-3-0		0-3-0		9-6-1							
2-2-0		0-0-0		0-0-0		HOME		0-0-0		0-0-0		2-2-0							
8-8-1		1-2-0		0-0-0		AWAY		0-3-0		0-0-0		7-3-1							
0-4-0		0-0-0		0-0-0		NEUTRAL		0-0-0		0-3-0		0-1-0							
8-13-1		1-2-0		0-0-0		NON-CONFERENCE		0-3-0		0-3-0		7-5-1							
2-2-0		0-0-0		0-0-0		HOME		0-0-0		0-0-0		2-2-0							
6-7-1		1-2-0		0-0-		AWAY		0-3-0		0-0-0		5-2-1							
0-4-0		0-0-0		0-0-0		NEUTRAL		0-0-0		0-3-0		0-1-0							
2-1-0		0-0-0		0-0-0		CONFERENCE		0-0-0		0-0-0		2-1-0							
0-0-0		0-0-0		0-0-0		HOME		0-0-0		0-0-0		0-0-0							
2-1-0		0-0-0		0-0-0		AWAY		0-0-0		0-0-0		2-1-0							
0-0-0		0-0-0		0-0-0		NEUTRAL		0-0-0		0-0-0		0-0-0							
RPI	S	Opponent		Score		RPI	S	Opponent		Score		RPI	S	Opponent		Score			
23	A	East Carolina		1	3					94	A	Fla. Atlantic	5	8	131	N	Penn St.	4	6
23	A	East Carolina		8	5					94	A	Fla. Atlantic	4	9	131	N	Penn St.	0	1
23	A	East Carolina		0	10					94	A	Fla. Atlantic	4	11	131	N	Penn St.	0	7
															168	A	Rutgers	1	2
															188	A	Richmond	6	6
															221	H	Seton Hall	2	12
															223	H	Wagner	4	13
															223	H	Wagner	6	2
															237	H	Hofstra	3	2
															253	A	George Mason	9	3
															253	A	George Mason	7	10
															253	A	George Mason	7	3
															288	N	Lehigh	2	8
															293	A	Longwood	17	3
															298	A	UMES	11	3
															298	A	UMES	3	0
															299	A	Saint Peter's	0	3
															299	A	Saint Peter's	27	1
															299	A	Saint Peter's	18	4
LAST 10 GAMES																			
				221	H	Seton Hall	2	12	223	H	Wagner	6	2						
				299	A	Saint Peter's	18	4	223	H	Wagner	4	13						
				299	A	Saint Peter's	0	3	188	A	Richmond	6	6						
				299	A	Saint Peter's	27	1	293	A	Longwood	17	3						
				237	H	Hofstra	3	2	253	A	George Mason	7	3						

Non-Div. I Games:

Monmouth

Average RPI Win:	225	WON-LOST RECORD	WINNING PCT. RANK	LAST 10 GAMES	STRENGTH OF SCHEDULE	OPP. STRENGTH OF SCHEDULE	TEAM RPI	ADJ RPI	CONF. RPI	ADJ CONF. RPI		
DIV. I ONLY		7-17-0	.29167	252	2-8-0	193	233	232	.44606	232	24	24
DIV. I NON-CONF.		6-14-0	.3	229	1-5-0	223	239	225	.44741	225	23	23
<hr/>												
TOTALS	RPI 1-25	RPI 26-50		W-L RECORDS		RPI 51-100		RPI 101-150		RPI 150+		
7-17-0	0-0-0	0-0-0		OVERALL		0-1-0		1-8-0		6-8-0		
0-3-0	0-0-0	0-0-0		HOME		0-0-0		0-3-0		0-0-0		
4-14-0	0-0-0	0-0-0		AWAY		0-1-0		1-5-0		3-8-0		
3-0-0	0-0-0	0-0-0		NEUTRAL		0-0-0		0-0-0		3-0-0		
<hr/>												
6-14-0	0-0-0	0-0-0		NON-CONFERENCE		0-1-0		1-5-0		5-8-0		
0-0-0	0-0-0	0-0-0		HOME		0-0-0		0-0-0		0-0-0		
3-14-0	0-0-0	0-0-		AWAY		0-1-0		1-5-0		2-8-0		
3-0-0	0-0-0	0-0-0		NEUTRAL		0-0-0		0-0-0		3-0-0		
<hr/>												
1-3-0	0-0-0	0-0-0		CONFERENCE		0-0-0		0-3-0		1-0-0		
0-3-0	0-0-0	0-0-0		HOME		0-0-0		0-3-0		0-0-0		
1-0-0	0-0-0	0-0-0		AWAY		0-0-0		0-0-0		1-0-0		
0-0-0	0-0-0	0-0-0		NEUTRAL		0-0-0		0-0-0		0-0-0		
<hr/>												
RPI	S	Opponent	Score	RPI	S	Opponent	Score	RPI	S	Opponent	Score	
								70	A	Michigan	5	12
								105	H	Ball St.	5	8
								105	H	Ball St.	3	10
								105	H	Ball St.	15	20
								114	A	North Florida	4	10
								114	A	North Florida	10	1
								114	A	North Florida	2	11
								134	A	South Fla.	6	9
								134	A	South Fla.	9	10
								134	A	South Fla.	6	7
								167	A	Michigan St.	2	3
								187	A	Lipscomb	17	5
								187	A	Lipscomb	5	13
								195	A	Toledo	6	3
								216	A	Belmont	1	2
								242	A	Butler	2	1
								242	A	Butler	0	10
								242	A	Butler	4	7
								246	A	Southeast Mo. St.	8	9
								246	A	Southeast Mo. St.	1	5
								246	A	Southeast Mo. St.	4	8
								270	N	St. Bonaventure	8	3
								278	N	Georgetown	22	1
								287	N	Villanova	11	2
								<hr/>				
LAST 10 GAMES												
187	A	Lipscomb	5	13	105	H	Ball St.	3	10	287	N	Villanova
114	A	North Florida	4	10	105	H	Ball St.	5	8			
195	A	Toledo	6	3	70	A	Michigan	5	12			
167	A	Michigan St.	2	3	242	A	Butler	4	7			
105	H	Ball St.	15	20	242	A	Butler	0	10			

Non-Div. I Games:

Western Mich.

Average RPI Win:	243	WON-LOST RECORD	WINNING PCT. RANK	LAST 10 GAMES	STRENGTH OF SCHEDULE	OPP. STRENGTH OF SCHEDULE	TEAM RPI	ADJ RPI	CONF. RPI	ADJ CONF. RPI	
Average RPI Loss:	168										
DIV. I ONLY	8-18-0	.30769	245	4-6-0	183	282	233	.44535	233	28	28
DIV. I NON-CONF.	7-16-0	.30435	228	3-4-0	172	288	224	.44864	224	27	27
<hr/>											
TOTALS	RPI 1-25	RPI 26-50		W-L RECORDS	RPI 51-100		RPI 101-150		RPI 150+		
8-18-0	0-0-0	0-2-0		OVERALL	0-4-0		0-0-0		8-12-0		
2-2-0	0-0-0	0-0-0		HOME	0-0-0		0-0-0		2-2-0		
6-14-0	0-0-0	0-0-0		AWAY	0-4-0		0-0-0		6-10-0		
0-2-0	0-0-0	0-2-0		NEUTRAL	0-0-0		0-0-0		0-0-0		
<hr/>											
7-16-0	0-0-0	0-2-0		NON-CONFERENCE	0-4-0		0-0-0		7-10-0		
2-2-0	0-0-0	0-0-0		HOME	0-0-0		0-0-0		2-2-0		
5-12-0	0-0-0	0-0-		AWAY	0-4-0		0-0-0		5-8-0		
0-2-0	0-0-0	0-2-0		NEUTRAL	0-0-0		0-0-0		0-0-0		
<hr/>											
1-2-0	0-0-0	0-0-0		CONFERENCE	0-0-0		0-0-0		1-2-0		
0-0-0	0-0-0	0-0-0		HOME	0-0-0		0-0-0		0-0-0		
1-2-0	0-0-0	0-0-0		AWAY	0-0-0		0-0-0		1-2-0		
0-0-0	0-0-0	0-0-0		NEUTRAL	0-0-0		0-0-0		0-0-0		
<hr/>											
RPI S	Opponent	Score	RPI S	Opponent	Score	RPI S	Opponent	Score	RPI S	Opponent	Score
			41 N	Sam Houston St.	7 12	70 A	Michigan	1 5	158 H	NJIT	7 9
			43 N	Virginia Tech	3 15	70 A	Michigan	0 4	174 A	Columbia	2 7
						70 A	Michigan	7 16	190 A	Canisius	2 3
						70 A	Michigan	2 23	190 A	Canisius	5 4
									190 A	Canisius	4 10
									196 A	Appalachian St.	5 4
									196 A	Appalachian St.	5 14
									196 A	Appalachian St.	2 5
									220 A	Fordham	0 9
									235 A	LIU Brooklyn	3 2
									249 A	Stetson	5 2
									253 A	George Mason	3 2
									253 A	George Mason	3 4
									253 A	George Mason	3 6
									271 H	Albany (NY)	5 3
									271 H	Albany (NY)	2 5
									271 H	Albany (NY)	6 4
									281 A	George Washington	6 7
									281 A	George Washington	12 8
									281 A	George Washington	7 18
<hr/>											
LAST 10 GAMES											
	271 H	Albany (NY)	2	5	70 A	Michigan	7	16			
	70 A	Michigan	1	5	190 A	Canisius	4	10			
	253 A	George Mason	3	6	190 A	Canisius	2	3			
	271 H	Albany (NY)	6	4	174 A	Columbia	2	7			
	190 A	Canisius	5	4	235 A	LIU Brooklyn	3	2			

Non-Div. I Games:

Manhattan

Average RPI Win:	218	WON-LOST RECORD	WINNING PCT. RANK	LAST 10 GAMES	STRENGTH OF SCHEDULE	OPP. STRENGTH OF SCHEDULE	TEAM RPI	ADJ RPI	CONF. RPI	ADJ CONF. RPI					
DIV. I ONLY		5-14-0	.26316	263	4-6-0	187	272	234	.4443	234	26	26			
DIV. I NON-CONF.		2-8-0	.2	270	1-0-0	193	241	257	.42741	257	26	26			
<hr/>															
TOTALS	RPI 1-25	RPI 26-50		W-L RECORDS		RPI 51-100		RPI 101-150		RPI 150+					
5-14-0	0-0-0	0-0-0		OVERALL		1-4-0		0-2-0		4-8-0					
0-0-0	0-0-0	0-0-0		HOME		0-0-0		0-0-0		0-0-0					
5-12-0	0-0-0	0-0-0		AWAY		1-2-0		0-2-0		4-8-0					
0-2-0	0-0-0	0-0-0		NEUTRAL		0-2-0		0-0-0		0-0-0					
<hr/>															
2-8-0	0-0-0	0-0-0		NON-CONFERENCE		1-4-0		0-2-0		1-2-0					
0-0-0	0-0-0	0-0-0		HOME		0-0-0		0-0-0		0-0-0					
2-6-0	0-0-0	0-0-		AWAY		1-2-0		0-2-0		1-2-0					
0-2-0	0-0-0	0-0-0		NEUTRAL		0-2-0		0-0-0		0-0-0					
<hr/>															
3-6-0	0-0-0	0-0-0		CONFERENCE		0-0-0		0-0-0		3-6-0					
0-0-0	0-0-0	0-0-0		HOME		0-0-0		0-0-0		0-0-0					
3-6-0	0-0-0	0-0-0		AWAY		0-0-0		0-0-0		3-6-0					
0-0-0	0-0-0	0-0-0		NEUTRAL		0-0-0		0-0-0		0-0-0					
<hr/>															
RPI	S	Opponent	Score	RPI	S	Opponent	Score	RPI	S	Opponent	Score				
				77 N Portland				1	2	106 A UTRGV				3	8
				77 N Portland				5	8	106 A UTRGV				4	6
				97 A Sacramento St.				1	2	213 A Oral Roberts				3	2
				97 A Sacramento St.				9	1	213 A Oral Roberts				3	9
				97 A Sacramento St.				3	8	213 A Oral Roberts				3	6
								217 A Omaha				6	7		
								217 A Omaha				0	3		
								217 A Omaha				1	4		
								245 A Western Ill.				5	4		
								245 A Western Ill.				11	1		
								245 A Western Ill.				6	9		
								292 A Northern Colo.				1	3		
								292 A Northern Colo.				6	7		
								292 A Northern Colo.				11	5		
				<hr/>											
				LAST 10 GAMES											
				245 A Western Ill.				11	1	213 A Oral Roberts				3	9
				292 A Northern Colo.				11	5	245 A Western Ill.				6	9
				292 A Northern Colo.				6	7	245 A Western Ill.				5	4
				213 A Oral Roberts				3	6	217 A Omaha				1	4
				213 A Oral Roberts				3	2	217 A Omaha				6	7

Non-Div. I Games:

North Dakota St.

Average RPI Win:	210	WON-LOST RECORD	WINNING PCT. RANK	LAST 10 GAMES	STRENGTH OF SCHEDULE	OPP. STRENGTH OF SCHEDULE	TEAM RPI	ADJ RPI	CONF. RPI	ADJ CONF. RPI	
Average RPI Loss:	164										
DIV. I ONLY	8-16-0	.33333	234	6-4-0	198	247	235	.4431	235	29	29
DIV. I NON-CONF.	6-12-0	.33333	216	4-2-0	188	266	214	.45772	214	29	29
<hr/>											
TOTALS	RPI 1-25	RPI 26-50		W-L RECORDS		RPI 51-100		RPI 101-150		RPI 150+	
8-16-0	1-0-0	0-0-0		OVERALL		1-5-0		0-1-0		6-10-0	
3-3-0	0-0-0	0-0-0		HOME		1-2-0		0-0-0		2-1-0	
4-11-0	1-0-0	0-0-0		AWAY		0-3-0		0-1-0		3-7-0	
1-2-0	0-0-0	0-0-0		NEUTRAL		0-0-0		0-0-0		1-2-0	
<hr/>											
6-12-0	1-0-0	0-0-0		NON-CONFERENCE		0-3-0		0-1-0		5-8-0	
2-1-0	0-0-0	0-0-0		HOME		0-0-0		0-0-0		2-1-0	
4-11-0	1-0-0	0-0-		AWAY		0-3-0		0-1-0		3-7-0	
0-0-0	0-0-0	0-0-0		NEUTRAL		0-0-0		0-0-0		0-0-0	
<hr/>											
2-4-0	0-0-0	0-0-0		CONFERENCE		1-2-0		0-0-0		1-2-0	
1-2-0	0-0-0	0-0-0		HOME		1-2-0		0-0-0		0-0-0	
0-0-0	0-0-0	0-0-0		AWAY		0-0-0		0-0-0		0-0-0	
1-2-0	0-0-0	0-0-0		NEUTRAL		0-0-0		0-0-0		1-2-0	
<hr/>											
RPI S	Opponent	Score		RPI S	Opponent	Score		RPI S	Opponent	Score	
24 A	Georgia	1	0					120 A	Stony Brook	3	9
								175 A	FGCU	1	10
								175 A	FGCU	1	9
								175 A	FGCU	0	10
								203 A	Lamar University	1	2
								203 A	Lamar University	4	8
								203 A	Lamar University	2	6
								227 H	Fairfield	4	3
								233 H	Manhattan	2	3
								244 N	Sacred Heart	3	2
								244 N	Sacred Heart	3	4
								244 N	Sacred Heart	5	6
								259 A	Rider	5	6
								266 H	Iona	16	8
								287 A	Villanova	11	3
								287 A	Villanova	3	0
								287 A	Villanova	4	1
<hr/>											
LAST 10 GAMES											
244 N	Sacred Heart	3	2	58 H	Bryant	2	4				
244 N	Sacred Heart	3	4	58 H	Bryant	5	4				
227 H	Fairfield	4	3	58 H	Bryant	2	10				
203 A	Lamar University	4	8	233 H	Manhattan	2	3				
203 A	Lamar University	1	2	287 A	Villanova	4	1				

Non-Div. I Games:

LIU Brooklyn

Average RPI Win:		208	WON-LOST RECORD		WINNING PCT. RANK		LAST 10 GAMES		STRENGTH OF SCHEDULE		OPP. STRENGTH OF SCHEDULE		TEAM RPI		ADJ RPI		CONF. RPI		ADJ CONF. RPI	
DIV. I ONLY			7-22-0		.24138 272		5-5-0		128		207		236		.44199 236		27		27	
DIV. I NON-CONF.			3-19-0		.13636 285		1-2-0		97		99		232		.44381 232		28		28	
TOTALS		RPI 1-25		RPI 26-50		W-L RECORDS		RPI 51-100		RPI 101-150		RPI 150+								
7-22-0		0-1-0		0-3-0		OVERALL		0-6-0		1-3-0		6-9-0								
5-3-0		0-0-0		0-0-0		HOME		0-0-0		0-0-0		5-3-0								
1-18-0		0-1-0		0-3-0		AWAY		0-6-0		0-2-0		1-6-0								
1-1-0		0-0-0		0-0-0		NEUTRAL		0-0-0		1-1-0		0-0-0								
3-19-0		0-1-0		0-3-0		NON-CONFERENCE		0-6-0		1-3-0		2-6-0								
1-0-0		0-0-0		0-0-0		HOME		0-0-0		0-0-0		1-0-0								
1-18-0		0-1-0		0-0-		AWAY		0-6-0		0-2-0		1-6-0								
1-1-0		0-0-0		0-0-0		NEUTRAL		0-0-0		1-1-0		0-0-0								
4-3-0		0-0-0		0-0-0		CONFERENCE		0-0-0		0-0-0		4-3-0								
4-3-0		0-0-0		0-0-0		HOME		0-0-0		0-0-0		4-3-0								
0-0-0		0-0-0		0-0-0		AWAY		0-0-0		0-0-0		0-0-0								
0-0-0		0-0-0		0-0-0		NEUTRAL		0-0-0		0-0-0		0-0-0								
RPI	S	Opponent		Score		RPI	S	Opponent		Score		RPI	S	Opponent		Score				
10	A	LSU		2	9	44	A	Southern Miss.		3	5	61	A	Boston College		4	11			
						44	A	Southern Miss.		0	4	65	A	Baylor		5	8			
						44	A	Southern Miss.		1	4	65	A	Baylor		1	6			
												65	A	Baylor		0	12			
												65	A	Baylor		5	8			
												69	A	Harvard		6	7			
												122	A	McNeese		0	13			
												122	A	McNeese		1	4			
												146	N	Nicholls St.		2	11			
												146	N	Nicholls St.		8	6			
												154	A	Northeastern		8	4			
												154	A	Northeastern		3	6			
												154	A	Northeastern		7	8			
												154	A	Northeastern		0	1			
												160	A	UAB		2	6			
												160	A	UAB		2	8			
												160	A	UAB		6	20			
												161	H	Massachusetts		11	2			
												169	H	Navy		1	6			
												169	H	Navy		4	0			
												252	H	Bucknell		4	8			
												252	H	Bucknell		6	5			
												288	H	Lehigh		3	5			
												288	H	Lehigh		4	1			
												288	H	Lehigh		5	4			
LAST 10 GAMES																				
65 A Baylor						5	8	252 H Bucknell						6	5					
169 H Navy						4	0	288 H Lehigh						5	4					
154 A Northeastern						7	8	288 H Lehigh						3	5					
154 A Northeastern						3	6	69 A Harvard						6	7					
288 H Lehigh						4	1	252 H Bucknell						4	8					

Non-Div. I Games:

Holy Cross

Average RPI Win:	153	WON-LOST	WINNING	LAST 10	STRENGTH OF	OPP. STRENGTH	TEAM	ADJ	CONF.	ADJ CONF.		
Average RPI Loss:	145	RECORD	PCT. RANK	GAMES	SCHEDULE	OF SCHEDULE	RPI	RPI	RPI	RPI		
DIV. I ONLY		3-18-0	.14286	294	1-9-0	63	258	237	.44187	237	16	16
DIV. I NON-CONF.		3-15-0	.16667	279	1-6-0	85	273	236	.44222	236	17	17
<hr/>												
TOTALS	RPI 1-25	RPI 26-50		W-L RECORDS		RPI 51-100		RPI 101-150		RPI 150+		
3-18-0	0-0-0	0-2-0		OVERALL		2-5-0		0-3-0		1-8-0		
0-0-0	0-0-0	0-0-0		HOME		0-0-0		0-0-0		0-0-0		
2-14-0	0-0-0	0-2-0		AWAY		2-5-0		0-3-0		0-4-0		
1-4-0	0-0-0	0-0-0		NEUTRAL		0-0-0		0-0-0		1-4-0		
3-15-0	0-0-0	0-2-0		NON-CONFERENCE		2-5-0		0-0-0		1-8-0		
0-0-0	0-0-0	0-0-0		HOME		0-0-0		0-0-0		0-0-0		
2-11-0	0-0-0	0-0-		AWAY		2-5-0		0-0-0		0-4-0		
1-4-0	0-0-0	0-0-0		NEUTRAL		0-0-0		0-0-0		1-4-0		
0-3-0	0-0-0	0-0-0		CONFERENCE		0-0-0		0-3-0		0-0-0		
0-0-0	0-0-0	0-0-0		HOME		0-0-0		0-0-0		0-0-0		
0-3-0	0-0-0	0-0-0		AWAY		0-0-0		0-3-0		0-0-0		
0-0-0	0-0-0	0-0-0		NEUTRAL		0-0-0		0-0-0		0-0-0		
RPI	S	Opponent	Score	RPI	S	Opponent	Score	RPI	S	Opponent	Score	
				50	A	St. John's (NY)	0 9	78	A	Liberty	0 1	
				50	A	St. John's (NY)	1 9	78	A	Liberty	1 9	
								78	A	Liberty	10 5	
								83	A	Incarnate Word	1 12	
								83	A	Incarnate Word	3 2	
								83	A	Incarnate Word	1 9	
								83	A	Incarnate Word	1 11	
										116	A Col. of Charleston	4 7
										116	A Col. of Charleston	0 9
										116	A Col. of Charleston	0 16
										173	N Central Mich.	7 24
										184	A Army West Point	5 9
										219	N Pittsburgh	0 1
										220	A Fordham	3 4
										220	A Fordham	3 4
										231	A Monmouth	2 3
										242	N Butler	5 10
										266	N Iona	2 4
										299	N Saint Peter's	14 9
LAST 10 GAMES												
				116	A	Col. of Charleston	0 16	116	A	Col. of Charleston	0 9	
				116	A	Col. of Charleston	4 7	231	A	Monmouth	2 3	
				266	N	Iona	2 4	50	A	St. John's (NY)	0 9	
				299	N	Saint Peter's	14 9	50	A	St. John's (NY)	1 9	
				83	A	Incarnate Word	1 12	184	A	Army West Point	5 9	

Non-Div. I Games:

Hofstra

Average RPI Win: 189		WON-LOST	WINNING	LAST 10	STRENGTH OF		OPP. STRENGTH	TEAM	ADJ	CONF.	ADJ CONF.
Average RPI Loss: 133		RECORD	PCT. RANK	GAMES	SCHEDULE		OF SCHEDULE	RPI	RPI	RPI	RPI
DIV. I ONLY		6-19-0	.24	273	2-8-0		117	229	238	.44138	238
DIV. I NON-CONF.		4-15-0	.21053	266	0-4-0		34	226	194	.46871	194
TOTALS		RPI 1-25	RPI 26-50		W-L RECORDS		RPI 51-100		RPI 101-150		RPI 150+
6-19-0	0-0-0	0-1-0		OVERALL		0-5-0		2-7-0		4-6-0	
3-9-0	0-0-0	0-1-0		HOME		0-4-0		0-0-0		3-4-0	
3-10-0	0-0-0	0-0-0		AWAY		0-1-0		2-7-0		1-2-0	
0-0-0	0-0-0	0-0-0		NEUTRAL		0-0-0		0-0-0		0-0-0	
4-15-0	0-0-0	0-1-0		NON-CONFERENCE		0-5-0		2-7-0		2-2-0	
2-7-0	0-0-0	0-1-0		HOME		0-4-0		0-0-0		2-2-0	
2-8-0	0-0-0	0-0-		AWAY		0-1-0		2-7-0		0-0-0	
0-0-0	0-0-0	0-0-0		NEUTRAL		0-0-0		0-0-0		0-0-0	
2-4-0	0-0-0	0-0-0		CONFERENCE		0-0-0		0-0-0		2-4-0	
1-2-0	0-0-0	0-0-0		HOME		0-0-0		0-0-0		1-2-0	
1-2-0	0-0-0	0-0-0		AWAY		0-0-0		0-0-0		1-2-0	
0-0-0	0-0-0	0-0-0		NEUTRAL		0-0-0		0-0-0		0-0-0	
RPI S	Opponent	Score	RPI S	Opponent	Score	RPI S	Opponent	Score	RPI S	Opponent	Score
			45 H	Washington	3 6	54 H	Minnesota	2 3	101 A	Pacific	5 6
						59 H	UT Arlington	5 6	101 A	Pacific	6 9
						59 H	UT Arlington	1 3	101 A	Pacific	8 1
						59 H	UT Arlington	1 2	113 A	San Diego St.	5 11
						77 A	Portland	1 7	113 A	San Diego St.	8 12
									113 A	San Diego St.	5 6
									130 A	UNLV	5 8
									130 A	UNLV	4 0
									130 A	UNLV	10 11
									211 A	CSU Bakersfield	5 7
									211 A	CSU Bakersfield	7 6
									211 A	CSU Bakersfield	0 9
									217 H	Omaha	12 0
									217 H	Omaha	8 6
									217 H	Omaha	8 10
									217 H	Omaha	2 3
									260 H	Utah Valley	5 6
									260 H	Utah Valley	2 4
									260 H	Utah Valley	8 5
LAST 10 GAMES											
			101 A	Pacific	6 9		211 A	CSU Bakersfield	0 9		
			217 H	Omaha	8 10		211 A	CSU Bakersfield	5 7		
			217 H	Omaha	2 3		211 A	CSU Bakersfield	7 6		
			217 H	Omaha	12 0		260 H	Utah Valley	5 6		
			217 H	Omaha	8 6		260 H	Utah Valley	2 4		

Non-Div. I Games:

Seattle U

Average RPI Win: 215		WON-LOST RECORD	WINNING PCT. RANK		LAST 10 GAMES	STRENGTH OF SCHEDULE		OPP. STRENGTH OF SCHEDULE		TEAM RPI	ADJ RPI		CONF. RPI	ADJ CONF. RPI	
Average RPI Loss: 171															
DIV. I ONLY		9-16-0	.36	229	4-6-0	213		222		240	.4407	239	19	19	
DIV. I NON-CONF.		4-9-0	.30769	223	1-2-0	229		58		244	.43861	244	22	22	
TOTALS		RPI 1-25		RPI 26-50		W-L RECORDS		RPI 51-100		RPI 101-150		RPI 150+			
9-16-0		0-0-0		0-1-0		OVERALL		0-2-0		0-1-0		9-12-0			
6-4-0		0-0-0		0-1-0		HOME		0-0-0		0-0-0		6-3-0			
3-12-0		0-0-0		0-0-0		AWAY		0-2-0		0-1-0		3-9-0			
0-0-0		0-0-0		0-0-0		NEUTRAL		0-0-0		0-0-0		0-0-0			
4-9-0		0-0-0		0-1-0		NON-CONFERENCE		0-2-0		0-1-0		4-5-0			
3-1-0		0-0-0		0-1-0		HOME		0-0-0		0-0-0		3-0-0			
1-8-0		0-0-0		0-0-		AWAY		0-2-0		0-1-0		1-5-0			
0-0-0		0-0-0		0-0-0		NEUTRAL		0-0-0		0-0-0		0-0-0			
5-7-0		0-0-0		0-0-0		CONFERENCE		0-0-0		0-0-0		5-7-0			
3-3-0		0-0-0		0-0-0		HOME		0-0-0		0-0-0		3-3-0			
2-4-0		0-0-0		0-0-0		AWAY		0-0-0		0-0-0		2-4-0			
0-0-0		0-0-0		0-0-0		NEUTRAL		0-0-0		0-0-0		0-0-0			
RPI	S	Opponent	Score	RPI	S	Opponent	Score	RPI	S	Opponent	Score	RPI	S	Opponent	Score
				48	H	Illinois St.	9 16	52	A	Evansville	5 9	127	A	Southern Ill.	6 7
								64	A	Kentucky	4 6	152	A	La.-Monroe	12 4
												152	A	La.-Monroe	1 4
												152	A	La.-Monroe	3 12
												160	A	UAB	3 8
												160	A	UAB	3 5
												160	A	UAB	5 13
												191	H	UIC	3 2
												191	H	UIC	6 4
												200	H	Saint Louis	2 0
												215	H	Eastern Ky.	1 9
												215	H	Eastern Ky.	5 2
												215	H	Eastern Ky.	9 12
												216	A	Belmont	7 10
												216	A	Belmont	3 1
												216	A	Belmont	3 5
												246	H	Southeast Mo. St.	6 8
												246	H	Southeast Mo. St.	9 3
												246	H	Southeast Mo. St.	3 2
												275	A	Tennessee Tech	6 12
												275	A	Tennessee Tech	9 8
												275	A	Tennessee Tech	6 7
LAST 10 GAMES															
				275	A	Tennessee Tech	6 12	191	H	UIC	6 4				
				275	A	Tennessee Tech	6 7	215	H	Eastern Ky.	5 2				
				160	A	UAB	3 5	215	H	Eastern Ky.	1 9				
				160	A	UAB	5 13	215	H	Eastern Ky.	9 12				
				152	A	La.-Monroe	12 4	52	A	Evansville	5 9				

Non-Div. I Games:

SIUE

Average RPI Win:	216	WON-LOST RECORD	WINNING PCT. RANK	LAST 10 GAMES	STRENGTH OF SCHEDULE	OPP. STRENGTH OF SCHEDULE	TEAM RPI	ADJ RPI	CONF. RPI	ADJ CONF. RPI	
DIV. I ONLY	9-12-0	.42857	189	5-5-0	281	169	239	.43953	240	18	18
DIV. I NON-CONF.	6-9-0	.4	197	2-2-0	261	150	219	.4515	221	14	14
TOTALS	RPI 1-25	RPI 26-50	W-L RECORDS		RPI 51-100	RPI 101-150	RPI 150+				
9-12-0	0-0-0	0-0-0	OVERALL		0-0-0	1-6-0	8-6-0				
0-0-0	0-0-0	0-0-0	HOME		0-0-0	0-0-0	0-0-0				
3-8-0	0-0-0	0-0-0	AWAY		0-0-0	0-3-0	3-5-0				
6-4-0	0-0-0	0-0-0	NEUTRAL		0-0-0	1-3-0	5-1-0				
6-9-0	0-0-0	0-0-0	NON-CONFERENCE		0-0-0	1-6-0	5-3-0				
0-0-0	0-0-0	0-0-0	HOME		0-0-0	0-0-0	0-0-0				
2-6-0	0-0-0	0-0-	AWAY		0-0-0	0-3-0	2-3-0				
4-3-0	0-0-0	0-0-0	NEUTRAL		0-0-0	1-3-0	3-0-0				
3-3-0	0-0-0	0-0-0	CONFERENCE		0-0-0	0-0-0	3-3-0				
0-0-0	0-0-0	0-0-0	HOME		0-0-0	0-0-0	0-0-0				
1-2-0	0-0-0	0-0-0	AWAY		0-0-0	0-0-0	1-2-0				
2-1-0	0-0-0	0-0-0	NEUTRAL		0-0-0	0-0-0	2-1-0				
RPI	S	Opponent	Score	RPI	S	Opponent	Score	RPI	S	Opponent	Score
								103	N	Tulane	1 5
								134	A	South Fla.	1 16
								134	A	South Fla.	3 7
								134	A	South Fla.	1 4
								143	N	Bradley	3 6
								143	N	Bradley	2 10
								143	N	Bradley	6 2
								151	A	UTSA	5 9
								151	A	UTSA	3 12
								151	A	UTSA	4 3
								151	A	UTSA	0 10
								174	A	Columbia	9 23
								174	A	Columbia	1 11
								174	A	Columbia	23 1
								192	A	Quinnipiac	9 2
								212	N	Saint Joseph's	4 2
								241	N	Princeton	2 8
								241	N	Princeton	23 3
								241	N	Princeton	10 8
								296	N	Fairleigh Dickinson	4 3
								296	N	Fairleigh Dickinson	6 1
LAST 10 GAMES											
								151	A	UTSA	3 12
								174	A	Columbia	9 23
								192	A	Quinnipiac	9 2
								241	N	Princeton	2 8
								241	N	Princeton	23 3
								143	N	Bradley	3 6

Non-Div. I Games: Wayne St. (MI)

2 3

Dartmouth

Average RPI Win:	224	WON-LOST	WINNING	LAST 10	STRENGTH OF	OPP. STRENGTH	TEAM	ADJ	CONF.	ADJ CONF.	
Average RPI Loss:	167	RECORD	PCT. RANK	GAMES	SCHEDULE	OF SCHEDULE	RPI	RPI	RPI	RPI	
DIV. I ONLY	5-15-0	.25	268	2-8-0	202	248	241	.43661	241	18	18
DIV. I NON-CONF.	3-11-0	.21429	265	0-4-0	244	252	267	.41722	267	14	14
TOTALS	RPI 1-25	RPI 26-50	W-L RECORDS	RPI 51-100	RPI 101-150	RPI 150+					
5-15-0	0-0-0	0-0-0	OVERALL	1-6-0	0-0-0	4-9-0					
0-0-0	0-0-0	0-0-0	HOME	0-0-0	0-0-0	0-0-0					
4-13-0	0-0-0	0-0-0	AWAY	1-6-0	0-0-0	3-7-0					
1-2-0	0-0-0	0-0-0	NEUTRAL	0-0-0	0-0-0	1-2-0					
3-11-0	0-0-0	0-0-0	NON-CONFERENCE	0-4-0	0-0-0	3-7-0					
0-0-0	0-0-0	0-0-0	HOME	0-0-0	0-0-0	0-0-0					
3-11-0	0-0-0	0-0-	AWAY	0-4-0	0-0-0	3-7-0					
0-0-0	0-0-0	0-0-0	NEUTRAL	0-0-0	0-0-0	0-0-0					
2-4-0	0-0-0	0-0-0	CONFERENCE	1-2-0	0-0-0	1-2-0					
0-0-0	0-0-0	0-0-0	HOME	0-0-0	0-0-0	0-0-0					
1-2-0	0-0-0	0-0-0	AWAY	1-2-0	0-0-0	0-0-0					
1-2-0	0-0-0	0-0-0	NEUTRAL	0-0-0	0-0-0	1-2-0					
RPI	S	Opponent	Score	RPI	S	Opponent	Score	RPI	S	Opponent	Score
						69 A Harvard	3 5	159 A		Old Dominion	1 15
						69 A Harvard	0 12	159 A		Old Dominion	1 3
						69 A Harvard	16 9	188 A		Richmond	1 4
						80 A UNC Greensboro	2 6	240 N		Dartmouth	8 2
						80 A UNC Greensboro	3 5	240 N		Dartmouth	8 10
						80 A UNC Greensboro	2 3	240 N		Dartmouth	3 23
						80 A UNC Greensboro	3 5	253 A		George Mason	6 7
								253 A		George Mason	5 3
								253 A		George Mason	0 6
								278 A		Georgetown	6 9
								278 A		Georgetown	5 0
								278 A		Georgetown	10 6
								278 A		Georgetown	6 10
LAST 10 GAMES											
						69 A Harvard	0 12	69 A		Harvard	16 9
						80 A UNC Greensboro	3 5	69 A		Harvard	3 5
						240 N Dartmouth	8 10	240 N		Dartmouth	8 2
						80 A UNC Greensboro	3 5	240 N		Dartmouth	3 23
						278 A Georgetown	6 9	159 A		Old Dominion	1 15

Non-Div. I Games:

Princeton

Average RPI Win:	244	WON-LOST RECORD	WINNING PCT. RANK	LAST 10 GAMES	STRENGTH OF SCHEDULE	OPP. STRENGTH OF SCHEDULE	TEAM RPI	ADJ RPI	CONF. RPI	ADJ CONF. RPI	
Average RPI Loss:	184										
DIV. I ONLY	15-9-0	.625	79	7-3-0	297	191	242	.43366	242	15	15
DIV. I NON-CONF.	15-9-0	.625	87	7-3-0	296	206	251	.43366	251	15	15
<hr/>											
TOTALS	RPI 1-25	RPI 26-50		W-L RECORDS		RPI 51-100		RPI 101-150		RPI 150+	
15-9-0	0-0-0	0-1-0		OVERALL		0-1-0		1-1-0		14-6-0	
6-2-0	0-0-0	0-0-0		HOME		0-1-0		1-0-0		5-1-0	
4-4-0	0-0-0	0-1-0		AWAY		0-0-0		0-1-0		4-2-0	
5-3-0	0-0-0	0-0-0		NEUTRAL		0-0-0		0-0-0		5-3-0	
<hr/>											
15-9-0	0-0-0	0-1-0		NON-CONFERENCE		0-1-0		1-1-0		14-6-0	
6-2-0	0-0-0	0-0-0		HOME		0-1-0		1-0-0		5-1-0	
4-4-0	0-0-0	0-0-		AWAY		0-0-0		0-1-0		4-2-0	
5-3-0	0-0-0	0-0-0		NEUTRAL		0-0-0		0-0-0		5-3-0	
<hr/>											
0-0-0	0-0-0	0-0-0		CONFERENCE		0-0-0		0-0-0		0-0-0	
0-0-0	0-0-0	0-0-0		HOME		0-0-0		0-0-0		0-0-0	
0-0-0	0-0-0	0-0-0		AWAY		0-0-0		0-0-0		0-0-0	
0-0-0	0-0-0	0-0-0		NEUTRAL		0-0-0		0-0-0		0-0-0	
<hr/>											
RPI S	Opponent	Score	RPI S	Opponent	Score	RPI S	Opponent	Score	RPI S	Opponent	Score
			35 A	Indiana	3 9	82 H	Eastern Ill.	0 2	127 H	Southern Ill.	5 4
								149 A	New Orleans	1 2	
								168 N	Rutgers	2 3	
								173 N	Central Mich.	5 1	
								219 N	Pittsburgh	3 4	
								226 A	Valparaiso	9 2	
								226 A	Valparaiso	6 4	
								226 A	Valparaiso	2 5	
								232 H	Western Mich.	7 4	
								232 H	Western Mich.	1 2	
								232 H	Western Mich.	10 0	
								237 N	Hofstra	10 5	
								259 N	Rider	4 9	
								259 N	Rider	9 2	
								259 N	Rider	14 3	
								272 H	Purdue Fort Wayne	16 0	
								272 H	Purdue Fort Wayne	7 1	
								272 H	Purdue Fort Wayne	18 3	
								285 A	North Ala.	5 8	
								289 A	Alabama A&M	6 1	
					291 A	Northern Ky.	9 2				
					299 N	Saint Peter's	21 7				
			LAST 10 GAMES								
			259 N	Rider	9 2	226 A	Valparaiso	6 4			
			127 H	Southern Ill.	5 4	82 H	Eastern Ill.	0 2			
			291 A	Northern Ky.	9 2	232 H	Western Mich.	7 4			
			226 A	Valparaiso	9 2	232 H	Western Mich.	10 0			
			226 A	Valparaiso	2 5	232 H	Western Mich.	1 2			

Non-Div. I Games: Anderson (IN) 5 2

Butler

Average RPI Win: 210		WON-LOST	WINNING	LAST 10	STRENGTH OF		OPP. STRENGTH	TEAM	ADJ		CONF.	ADJ CONF.	
Average RPI Loss: 152		RECORD	PCT. RANK	GAMES	SCHEDULE		OF SCHEDULE	RPI	RPI	RPI	RPI		
DIV. I ONLY		4-19-0	.17391	288	5-5-0		83	274	243	.43356	243	16	16
DIV. I NON-CONF.		2-15-0	.11765	289	2-2-0		91	281	278	.40486	278	17	17
TOTALS		RPI 1-25	RPI 26-50		W-L RECORDS		RPI 51-100		RPI 101-150		RPI 150+		
4-19-0	0-0-0	0-0-0		OVERALL		0-3-0		0-6-0		4-10-0			
2-4-0	0-0-0	0-0-0		HOME		0-0-0		0-1-0		2-3-0			
2-15-0	0-0-0	0-0-0		AWAY		0-3-0		0-5-0		2-7-0			
0-0-0	0-0-0	0-0-0		NEUTRAL		0-0-0		0-0-0		0-0-0			
2-15-0	0-0-0	0-0-0		NON-CONFERENCE		0-3-0		0-6-0		2-6-0			
2-4-0	0-0-0	0-0-0		HOME		0-0-0		0-1-0		2-3-0			
0-11-0	0-0-0	0-0-		AWAY		0-3-0		0-5-0		0-3-0			
0-0-0	0-0-0	0-0-0		NEUTRAL		0-0-0		0-0-0		0-0-0			
2-4-0	0-0-0	0-0-0		CONFERENCE		0-0-0		0-0-0		2-4-0			
0-0-0	0-0-0	0-0-0		HOME		0-0-0		0-0-0		0-0-0			
2-4-0	0-0-0	0-0-0		AWAY		0-0-0		0-0-0		2-4-0			
0-0-0	0-0-0	0-0-0		NEUTRAL		0-0-0		0-0-0		0-0-0			
RPI	S	Opponent	Score	RPI	S	Opponent	Score	RPI	S	Opponent	Score		

Non-Div. I Games:

Goldey-Beacom

4 0

West Chester

5 4

Goldey-Beacom

15 1

Delaware

Average RPI Win: 219		WON-LOST RECORD		WINNING PCT. RANK		LAST 10 GAMES		STRENGTH OF SCHEDULE		OPP. STRENGTH OF SCHEDULE		TEAM RPI		ADJ RPI		CONF. RPI		ADJ CONF. RPI	
DIV. I ONLY		8-17-0		.32	240	4-6-0		249		227		244		.4329	244	29		29	
DIV. I NON-CONF.		4-15-0		.21053	266	1-4-0		181		210		249		.43388	249	29		29	
TOTALS		RPI 1-25		RPI 26-50		W-L RECORDS		RPI 51-100		RPI 101-150		RPI 150+							
8-17-0		0-1-0		1-1-0		OVERALL		0-4-0		1-3-0		6-8-0							
0-2-0		0-0-0		0-0-0		HOME		0-0-0		0-1-0		0-1-0							
5-11-0		0-0-0		1-1-0		AWAY		0-4-0		1-2-0		3-4-0							
3-4-0		0-1-0		0-0-0		NEUTRAL		0-0-0		0-0-0		3-3-0							
4-15-0		0-1-0		1-1-0		NON-CONFERENCE		0-4-0		1-3-0		2-6-0							
0-2-0		0-0-0		0-0-0		HOME		0-0-0		0-1-0		0-1-0							
3-10-0		0-0-0		1-0-		AWAY		0-4-0		1-2-0		1-3-0							
1-3-0		0-1-0		0-0-0		NEUTRAL		0-0-0		0-0-0		1-2-0							
4-2-0		0-0-0		0-0-0		CONFERENCE		0-0-0		0-0-0		4-2-0							
0-0-0		0-0-0		0-0-0		HOME		0-0-0		0-0-0		0-0-0							
2-1-0		0-0-0		0-0-0		AWAY		0-0-0		0-0-0		2-1-0							
2-1-0		0-0-0		0-0-0		NEUTRAL		0-0-0		0-0-0		2-1-0							
RPI	S	Opponent		Score		RPI	S	Opponent		Score		RPI	S	Opponent		Score			
16	N	Illinois		0 4		49	A	William & Mary		3 12		98	A	South Alabama		1 16			
						49	A	William & Mary		7 3		98	A	South Alabama		2 11			
												98	A	South Alabama		2 12			
												100	A	Wake Forest		1 14			
														111 A Rhode Island		6 5			
														120 A Stony Brook		9 12			
														120 A Stony Brook		1 4			
														120 H Stony Brook		1 8			
														200 N Saint Louis		7 9			
														220 A Fordham		3 12			
														220 H Fordham		2 8			
														235 N LIU Brooklyn		6 5			
														235 N LIU Brooklyn		4 3			
														235 N LIU Brooklyn		2 3			
														249 A Stetson		11 4			
														249 A Stetson		5 11			
														249 A Stetson		5 8			
														278 N Georgetown		6 5			
														278 N Georgetown		0 11			
														296 A Fairleigh Dickinson		5 6			
														296 A Fairleigh Dickinson		13 6			
														296 A Fairleigh Dickinson		12 5			
LAST 10 GAMES																			
						120	A	Stony Brook		1 4		296	A	Fairleigh Dickinson		5 6			
						235	N	LIU Brooklyn		2 3		120	H	Stony Brook		1 8			
						235	N	LIU Brooklyn		4 3		120	A	Stony Brook		9 12			
						296	A	Fairleigh Dickinson		12 5		111	A	Rhode Island		6 5			
						296	A	Fairleigh Dickinson		13 6		235	N	LIU Brooklyn		6 5			

Non-Div. I Games:

Sacred Heart

Average RPI Win: 215		WON-LOST	WINNING	LAST 10	STRENGTH OF		OPP. STRENGTH	TEAM	ADJ	CONF.	ADJ CONF.
Average RPI Loss: 183		RECORD	PCT. RANK	GAMES	SCHEDULE		OF SCHEDULE	RPI	RPI	RPI	RPI
DIV. I ONLY		6-17-0	.26087	264	3-7-0		168	285	245	.43107	245
DIV. I NON-CONF.		4-10-0	.28571	235	0-1-0		168	251	209	.46129	209
TOTALS		RPI 1-25	RPI 26-50		W-L RECORDS		RPI 51-100		RPI 101-150		RPI 150+
6-17-0	0-2-0	0-0-0		OVERALL		0-0-0		0-3-0		6-12-0	
1-2-0	0-0-0	0-0-0		HOME		0-0-0		0-0-0		1-2-0	
2-12-0	0-2-0	0-0-0		AWAY		0-0-0		0-3-0		2-7-0	
3-3-0	0-0-0	0-0-0		NEUTRAL		0-0-0		0-0-0		3-3-0	
4-10-0	0-2-0	0-0-0		NON-CONFERENCE		0-0-0		0-3-0		4-5-0	
0-0-0	0-0-0	0-0-0		HOME		0-0-0		0-0-0		0-0-0	
2-9-0	0-2-0	0-0-0		AWAY		0-0-0		0-3-0		2-4-0	
2-1-0	0-0-0	0-0-0		NEUTRAL		0-0-0		0-0-0		2-1-0	
2-7-0	0-0-0	0-0-0		CONFERENCE		0-0-0		0-0-0		2-7-0	
1-2-0	0-0-0	0-0-0		HOME		0-0-0		0-0-0		1-2-0	
0-3-0	0-0-0	0-0-0		AWAY		0-0-0		0-0-0		0-3-0	
1-2-0	0-0-0	0-0-0		NEUTRAL		0-0-0		0-0-0		1-2-0	
RPI S	Opponent	Score		RPI S	Opponent	Score		RPI S	Opponent	Score	
5 A	Arkansas	1	11					127 A	Southern Ill.	1	8
5 A	Arkansas	0	8					127 A	Southern Ill.	1	6
								127 A	Southern Ill.	1	16
								164 N	South Dakota St.	10	6
								164 N	South Dakota St.	4	7
								164 N	South Dakota St.	6	7
								200 N	Saint Louis	3	0
								200 N	Saint Louis	2	8
								200 N	Saint Louis	5	4
								217 A	Omaha	3	4
								217 A	Omaha	5	15
								217 A	Omaha	2	8
								234 H	North Dakota St.	1	11
								234 H	North Dakota St.	9	6
								234 H	North Dakota St.	4	5
								246 A	Southeast Mo. St.	9	2
								246 A	Southeast Mo. St.	5	2
								246 A	Southeast Mo. St.	2	14
								275 A	Tennessee Tech	2	3
								275 A	Tennessee Tech	3	8
								275 A	Tennessee Tech	4	7
LAST 10 GAMES											
217 A	Omaha	5	15	127 A	Southern Ill.	1	6				
217 A	Omaha	3	4	275 A	Tennessee Tech	4	7				
234 H	North Dakota St.	1	11	275 A	Tennessee Tech	3	8				
164 N	South Dakota St.	6	7	217 A	Omaha	2	8				
200 N	Saint Louis	3	0	234 H	North Dakota St.	9	6				

Non-Div. I Games: St. Ambrose 13 3 Iowa Wesleyan 16 3

Western Ill.

Average RPI Win:	206	WON-LOST	WINNING	LAST 10	STRENGTH OF	OPP. STRENGTH	TEAM	ADJ	CONF.	ADJ CONF.	
Average RPI Loss:	147	RECORD	PCT. RANK	GAMES	SCHEDULE	OF SCHEDULE	RPI	RPI	RPI	RPI	
DIV. I ONLY	13-14-0	.48148	163	3-7-0	269	141	246	.43052	246	19	19
DIV. I NON-CONF.	9-6-0	.6	96	1-1-0	278	126	237	.44216	237	22	22
<hr/>											
TOTALS	RPI 1-25	RPI 26-50		W-L RECORDS	RPI 51-100		RPI 101-150		RPI 150+		
13-14-0	0-1-0	0-2-0		OVERALL	1-2-0		3-3-0		9-6-0		
11-8-0	0-0-0	0-2-0		HOME	0-0-0		3-2-0		8-4-0		
2-6-0	0-1-0	0-0-0		AWAY	1-2-0		0-1-0		1-2-0		
0-0-0	0-0-0	0-0-0		NEUTRAL	0-0-0		0-0-0		0-0-0		
9-6-0	0-1-0	0-2-0		NON-CONFERENCE	0-0-0		2-1-0		7-2-0		
9-4-0	0-0-0	0-2-0		HOME	0-0-0		2-0-0		7-2-0		
0-2-0	0-1-0	0-0-		AWAY	0-0-0		0-1-0		0-0-0		
0-0-0	0-0-0	0-0-0		NEUTRAL	0-0-0		0-0-0		0-0-0		
4-8-0	0-0-0	0-0-0		CONFERENCE	1-2-0		1-2-0		2-4-0		
2-4-0	0-0-0	0-0-0		HOME	0-0-0		1-2-0		1-2-0		
2-4-0	0-0-0	0-0-0		AWAY	1-2-0		0-0-0		1-2-0		
0-0-0	0-0-0	0-0-0		NEUTRAL	0-0-0		0-0-0		0-0-0		
RPI	S	Opponent	Score	RPI	S	Opponent	Score	RPI	S	Opponent	Score
3	A	Vanderbilt	3 11	47	H	Arkansas St.	2 11	82	A	Eastern Ill.	10 9
				48	H	Illinois St.	6 18				
								123	H	Memphis	7 6
								127	A	Southern Ill.	1 4
								127	H	Southern Ill.	11 9
								145	H	Austin Peay	7 4
								145	H	Austin Peay	2 4
								145	H	Austin Peay	2 10
								208	H	UT Martin	4 1
								208	H	UT Martin	0 1
								208	H	UT Martin	0 3
								232	H	Western Mich.	9 8
								232	H	Western Mich.	5 1
								232	H	Western Mich.	8 4
								239	A	SIUE	8 6
								239	A	SIUE	2 3
								239	A	SIUE	3 9
								245	H	Western Ill.	2 5
								245	H	Western Ill.	2 9
								245	H	Western Ill.	14 2
								272	H	Purdue Fort Wayne	14 1
								272	H	Purdue Fort Wayne	10 1
								272	H	Purdue Fort Wayne	12 4
LAST 10 GAMES											
				272	H	Purdue Fort Wayne	14 1	47	H	Arkansas St.	2 11
				272	H	Purdue Fort Wayne	10 1	145	H	Austin Peay	2 10
				82	A	Eastern Ill.	10 9	145	H	Austin Peay	7 4
				82	A	Eastern Ill.	6 9	145	H	Austin Peay	2 4
				82	A	Eastern Ill.	0 1	123	H	Memphis	7 6

Non-Div. I Games: Harris-Stowe 13 0

Southeast Mo. St.

Average RPI Win:	260	WON-LOST RECORD	WINNING PCT. RANK	LAST 10 GAMES	STRENGTH OF SCHEDULE	OPP. STRENGTH OF SCHEDULE	TEAM RPI	ADJ RPI	CONF. RPI	ADJ CONF. RPI		
DIV. I ONLY		14-14-0	.5	151	4-6-0	284	273	247	.43012	247	23	23
DIV. I NON-CONF.		13-9-0	.59091	102	3-1-0	283	286	234	.44272	234	25	25

TOTALS	RPI 1-25	RPI 26-50			W-L RECORDS		RPI 51-100		RPI 101-150		RPI 150+	
14-14-0	0-0-0	0-0-0			OVERALL		0-0-0		1-3-0		13-11-0	
8-3-0	0-0-0	0-0-0			HOME		0-0-0		0-0-0		8-3-0	
6-11-0	0-0-0	0-0-0			AWAY		0-0-0		1-3-0		5-8-0	
0-0-0	0-0-0	0-0-0			NEUTRAL		0-0-0		0-0-0		0-0-0	
13-9-0	0-0-0	0-0-0			NON-CONFERENCE		0-0-0		1-3-0		12-6-0	
8-3-0	0-0-0	0-0-0			HOME		0-0-0		0-0-0		8-3-0	
5-6-0	0-0-0	0-0-			AWAY		0-0-0		1-3-0		4-3-0	
0-0-0	0-0-0	0-0-0			NEUTRAL		0-0-0		0-0-0		0-0-0	
1-5-0	0-0-0	0-0-0			CONFERENCE		0-0-0		0-0-0		1-5-0	
0-0-0	0-0-0	0-0-0			HOME		0-0-0		0-0-0		0-0-0	
1-5-0	0-0-0	0-0-0			AWAY		0-0-0		0-0-0		1-5-0	
0-0-0	0-0-0	0-0-0			NEUTRAL		0-0-0		0-0-0		0-0-0	
RPI	S	Opponent	Score	RPI	S	Opponent	Score	RPI	S	Opponent	Score	
								128	A	New Mexico St.	5	16
								128	A	New Mexico St.	3	7
								128	A	New Mexico St.	1	6
								128	A	New Mexico St.	9	8
								178	A	Davidson	8	16
								178	A	Davidson	3	11
								178	A	Davidson	0	6
								243	A	Delaware	4	2
								259	H	Rider	6	7
								259	H	Rider	7	5
								259	H	Rider	11	12
								259	H	Rider	3	0
								261	A	Charleston So.	6	3
								261	A	Charleston So.	5	4
								261	A	Charleston So.	3	7
								268	A	Delaware St.	7	4
								268	H	Delaware St.	12	2
								270	A	St. Bonaventure	2	3
								270	A	St. Bonaventure	10	5
								270	A	St. Bonaventure	5	14
								271	H	Albany (NY)	5	6
								271	H	Albany (NY)	9	0
								271	H	Albany (NY)	13	6
								287	A	Villanova	6	8
								287	A	Villanova	0	1
								287	H	Villanova	8	7
								296	H	Fairleigh Dickinson	19	9

LAST 10 GAMES												
								270	A	St. Bonaventure	2	3
								270	A	St. Bonaventure	5	14
								271	H	Albany (NY)	13	6
								259	H	Rider	7	5
								259	H	Rider	6	7
								259	H	Rider	3	0
								128	A	New Mexico St.	3	7
								271	H	Albany (NY)	9	0
								270	A	St. Bonaventure	10	5
								268	H	Delaware St.	12	2

Non-Div. I Games:

La Salle

RPI	S	Opponent	Score	
299	H	Saint Peter's	14	4

La Salle

L
a
S
a
l
l
e

L
a
S
a
l
l
e

Average RPI Win:		194	WON-LOST RECORD		WINNING PCT. RANK		LAST 10 GAMES		STRENGTH OF SCHEDULE		OPP. STRENGTH OF SCHEDULE		TEAM RPI		ADJ RPI		CONF. RPI		ADJ CONF. RPI				
DIV. I ONLY			12-15-0		.44444 180		5-5-0		265		132		249		.42928 249		17		17				
DIV. I NON-CONF.			10-14-0		.41667 190		3-4-0		241		100		253		.43236 253		19		19				
TOTALS		RPI 1-25		RPI 26-50				W-L RECORDS				RPI 51-100				RPI 101-150				RPI 150+			
12-15-0		1-1-0		0-3-0				OVERALL				0-1-0				3-4-0				8-6-0			
8-10-0		0-0-0		0-2-0				HOME				0-0-0				3-4-0				5-4-0			
4-4-0		1-1-0		0-1-0				AWAY				0-0-0				0-0-0				3-2-0			
0-1-0		0-0-0		0-0-0				NEUTRAL				0-1-0				0-0-0				0-0-0			
10-14-0		1-1-0		0-3-0				NON-CONFERENCE				0-1-0				3-4-0				6-5-0			
8-10-0		0-0-0		0-2-0				HOME				0-0-0				3-4-0				5-4-0			
2-3-0		1-1-0		0-0-				AWAY				0-0-0				0-0-0				1-1-0			
0-1-0		0-0-0		0-0-0				NEUTRAL				0-1-0				0-0-0				0-0-0			
2-1-0		0-0-0		0-0-0				CONFERENCE				0-0-0				0-0-0				2-1-0			
0-0-0		0-0-0		0-0-0				HOME				0-0-0				0-0-0				0-0-0			
2-1-0		0-0-0		0-0-0				AWAY				0-0-0				0-0-0				2-1-0			
0-0-0		0-0-0		0-0-0				NEUTRAL				0-0-0				0-0-0				0-0-0			
RPI	S	Opponent		Score		RPI	S	Opponent		Score		RPI	S	Opponent		Score		RPI	S	Opponent		Score	
6	A	Texas Tech		4	5	38	A	UCF		2	10	70	N	Michigan		6	16	119	H	Maryland		12	7
6	A	Texas Tech		7	5	41	H	Sam Houston St.		3	4							119	H	Maryland		0	7
						43	H	Virginia Tech		0	5							119	H	Maryland		4	8
																		134	H	South Fla.		10	9
																		138	H	Yale		3	7
																		138	H	Yale		7	5
																		138	H	Yale		3	13
																		180	A	FIU		8	5
																		200	H	Saint Louis		3	2
																		210	H	Siena		7	8
																		210	H	Siena		3	2
																		210	H	Siena		0	5
																		233	H	Manhattan		2	5
																		244	H	Sacred Heart		4	11
																		244	H	Sacred Heart		11	5
																		244	H	Sacred Heart		8	5
																		255	A	Bethune-Cookman		2	3
																		278	H	Georgetown		5	4
																		285	A	North Ala.		12	1
																		285	A	North Ala.		13	8
																		285	A	North Ala.		2	6
LAST 10 GAMES																							
						138	H	Yale		3	7	134	H	South Fla.		10	9						
						138	H	Yale		7	5	6	A	Texas Tech		4	5						
						285	A	North Ala.		2	6	6	A	Texas Tech		7	5						
						285	A	North Ala.		13	8	70	N	Michigan		6	16						
						285	A	North Ala.		12	1	255	A	Bethune-Cookman		2	3						

Non-Div. I Games:

Stetson

Average RPI Win: 274		WON-LOST	WINNING	LAST 10	STRENGTH OF		OPP. STRENGTH	TEAM	ADJ	CONF.	ADJ CONF.
Average RPI Loss: 169		RECORD	PCT. RANK	GAMES	SCHEDULE		OF SCHEDULE	RPI	RPI	RPI	RPI
DIV. I ONLY		14-13-0	.51852	136	5-5-0		275	276	250	.42862	250
DIV. I NON-CONF.		4-9-0	.30769	223	1-3-0		212	208	266	.41839	266
TOTALS		RPI 1-25	RPI 26-50		W-L RECORDS		RPI 51-100		RPI 101-150		RPI 150+
14-13-0	0-1-0	0-0-0		OVERALL		0-2-0		0-4-0		14-6-0	
7-7-0	0-0-0	0-0-0		HOME		0-2-0		0-1-0		7-4-0	
5-5-0	0-1-0	0-0-0		AWAY		0-0-0		0-3-0		5-1-0	
2-1-0	0-0-0	0-0-0		NEUTRAL		0-0-0		0-0-0		2-1-0	
4-9-0	0-1-0	0-0-0		NON-CONFERENCE		0-2-0		0-4-0		4-2-0	
3-5-0	0-0-0	0-0-0		HOME		0-2-0		0-1-0		3-2-0	
1-4-0	0-1-0	0-0-		AWAY		0-0-0		0-3-0		1-0-0	
0-0-0	0-0-0	0-0-0		NEUTRAL		0-0-0		0-0-0		0-0-0	
10-4-0	0-0-0	0-0-0		CONFERENCE		0-0-0		0-0-0		10-4-0	
4-2-0	0-0-0	0-0-0		HOME		0-0-0		0-0-0		4-2-0	
4-1-0	0-0-0	0-0-0		AWAY		0-0-0		0-0-0		4-1-0	
2-1-0	0-0-0	0-0-0		NEUTRAL		0-0-0		0-0-0		2-1-0	
RPI S	Opponent	Score		RPI S	Opponent	Score		RPI S	Opponent	Score	
24 A	Georgia	3	11					82 H	Eastern Ill.	6	15
								82 H	Eastern Ill.	4	9
								107 A	Morehead St.	4	7
								107 A	Morehead St.	2	9
								132 A	Samford	3	8
								132 H	Samford	5	10
								160 H	UAB	6	10
								197 A	Jacksonville St.	9	5
								254 N	Grambling	1	3
								262 H	Mississippi Val.	13	3
								262 H	Mississippi Val.	11	12
								262 H	Mississippi Val.	12	6
								272 H	Purdue Fort Wayne	7	1
								272 H	Purdue Fort Wayne	10	9
								272 H	Purdue Fort Wayne	14	7
								276 A	Jackson St.	7	6
								276 A	Jackson St.	9	1
								276 A	Jackson St.	4	11
								285 H	North Ala.	1	8
								286 N	Ark.-Pine Bluff	23	12
								289 H	Alabama A&M	11	1
								289 H	Alabama A&M	4	5
								289 H	Alabama A&M	6	5
								295 A	Alcorn	10	6
								295 A	Alcorn	10	5
								297 N	Prairie View	10	9
LAST 10 GAMES											
				295 A	Alcorn	10	5	276 A	Jackson St.	7	6
				262 H	Mississippi Val.	13	3	276 A	Jackson St.	9	1
				262 H	Mississippi Val.	11	12	276 A	Jackson St.	4	11
				197 A	Jacksonville St.	9	5	107 A	Morehead St.	4	7
				285 H	North Ala.	1	8	107 A	Morehead St.	2	9

Non-Div. I Games:

Alabama St.

Average RPI Win: 70		WON-LOST	WINNING	LAST 10	STRENGTH OF		OPP. STRENGTH	TEAM	ADJ		CONF.	ADJ CONF.		
Average RPI Loss: 71		RECORD	PCT. RANK	GAMES	SCHEDULE		OF SCHEDULE	RPI	RPI		RPI	RPI		
DIV. I ONLY		3-23-0	.11538	297	1-9-0		105	15	252		.42726	251		
DIV. I NON-CONF.		3-20-0	.13043	288	1-6-0		74	15	246		.43754	246		
TOTALS		RPI 1-25	RPI 26-50		W-L RECORDS		RPI 51-100		RPI 101-150		RPI 150+			
3-23-0		0-1-0	0-6-0		OVERALL		3-13-0		0-0-0		0-3-0			
3-13-0		0-1-0	0-0-0		HOME		3-9-0		0-0-0		0-3-0			
0-10-0		0-0-0	0-6-0		AWAY		0-4-0		0-0-0		0-0-0			
0-0-0		0-0-0	0-0-0		NEUTRAL		0-0-0		0-0-0		0-0-0			
3-20-0		0-1-0	0-6-0		NON-CONFERENCE		3-10-0		0-0-0		0-3-0			
3-10-0		0-1-0	0-0-0		HOME		3-6-0		0-0-0		0-3-0			
0-10-0		0-0-0	0-0-		AWAY		0-4-0		0-0-0		0-0-0			
0-0-0		0-0-0	0-0-0		NEUTRAL		0-0-0		0-0-0		0-0-0			
0-3-0		0-0-0	0-0-0		CONFERENCE		0-3-0		0-0-0		0-0-0			
0-3-0		0-0-0	0-0-0		HOME		0-3-0		0-0-0		0-0-0			
0-0-0		0-0-0	0-0-0		AWAY		0-0-0		0-0-0		0-0-0			
0-0-0		0-0-0	0-0-0		NEUTRAL		0-0-0		0-0-0		0-0-0			
RPI	S	Opponent	Score		RPI	S	Opponent	Score		RPI	S	Opponent	Score	
2	H	UCLA	0	2	30	A	Ole Miss	6	7	54	H	Minnesota	6	19
					30	A	Ole Miss	2	7	54	H	Minnesota	6	4
					30	A	Ole Miss	3	5	54	H	Minnesota	2	6
					33	A	Florida	2	5	66	H	San Diego	0	4
					33	A	Florida	2	8	68	A	California	5	10
					33	A	Florida	1	3	68	A	California	5	13
										68	A	California	1	7
										70	H	Michigan	8	7
										72	H	Cal St. Fullerton	1	5
										72	H	Cal St. Fullerton	3	4
										72	H	Cal St. Fullerton	3	8
										85	H	TCU	4	10
										85	H	TCU	14	3
										85	H	TCU	1	4
										93	A	Southern California	2	5
										93	H	Southern California	5	8
LAST 10 GAMES														
					68	A	California	5	13	72	H	Cal St. Fullerton	3	4
					68	A	California	5	10	72	H	Cal St. Fullerton	3	8
					68	A	California	1	7	93	A	Southern California	2	5
					93	H	Southern California	5	8	54	H	Minnesota	6	19
					72	H	Cal St. Fullerton	1	5	54	H	Minnesota	6	4

Non-Div. I Games:

Long Beach St.

Average RPI Win: 242		WON-LOST	WINNING	LAST 10	STRENGTH OF		OPP. STRENGTH	TEAM	ADJ		CONF.	ADJ CONF.
Average RPI Loss: 165		RECORD	PCT. RANK	GAMES	SCHEDULE		OF SCHEDULE	RPI	RPI		RPI	RPI
DIV. I ONLY		8-20-0	.28571	254	4-6-0		179	270	253		.42715	252
DIV. I NON-CONF.		5-12-0	.29412	232	1-2-0		220	255	268		.41333	268
TOTALS		RPI 1-25	RPI 26-50		W-L RECORDS		RPI 51-100		RPI 101-150		RPI 150+	
8-20-0		0-3-0	0-0-0		OVERALL		0-0-0		0-2-0		8-15-0	
4-3-0		0-0-0	0-0-0		HOME		0-0-0		0-0-0		4-3-0	
3-10-0		0-3-0	0-0-0		AWAY		0-0-0		0-0-0		3-7-0	
1-7-0		0-0-0	0-0-0		NEUTRAL		0-0-0		0-2-0		1-5-0	
5-12-0		0-3-0	0-0-0		NON-CONFERENCE		0-0-0		0-2-0		5-7-0	
3-1-0		0-0-0	0-0-0		HOME		0-0-0		0-0-0		3-1-0	
1-4-0		0-3-0	0-0-		AWAY		0-0-0		0-0-0		1-1-0	
1-7-0		0-0-0	0-0-0		NEUTRAL		0-0-0		0-2-0		1-5-0	
3-8-0		0-0-0	0-0-0		CONFERENCE		0-0-0		0-0-0		3-8-0	
1-2-0		0-0-0	0-0-0		HOME		0-0-0		0-0-0		1-2-0	
2-6-0		0-0-0	0-0-0		AWAY		0-0-0		0-0-0		2-6-0	
0-0-0		0-0-0	0-0-0		NEUTRAL		0-0-0		0-0-0		0-0-0	
RPI S	Opponent	Score	RPI S	Opponent	Score	RPI S	Opponent	Score	RPI S	Opponent	Score	
12 A	NC State	2 8							141 N	Radford	1 9	
12 A	NC State	8 12							141 N	Radford	4 17	
12 A	NC State	2 14							169 A	Navy	10 11	
									169 A	Navy	3 6	
									169 A	Navy	2 15	
									169 A	Navy	4 9	
									184 A	Army West Point	2 0	
									184 A	Army West Point	1 11	
									184 H	Army West Point	9 16	
									184 H	Army West Point	7 6	
									184 H	Army West Point	3 4	
									195 N	Toledo	6 15	
									195 N	Toledo	8 7	
									195 N	Toledo	1 10	
									212 H	Saint Joseph's	4 5	
									212 N	Saint Joseph's	2 3	
									219 N	Pittsburgh	2 8	
									221 N	Seton Hall	1 12	
									236 A	Holy Cross	8 4	
									236 A	Holy Cross	5 6	
									270 A	St. Bonaventure	5 11	
									284 H	Niagara	7 1	
									284 H	Niagara	13 1	
									284 H	Niagara	14 1	
									287 A	Villanova	10 5	
LAST 10 GAMES			LAST 10 GAMES			LAST 10 GAMES			LAST 10 GAMES			
287 A	Villanova	10 5	169 A	Navy	10 11	284 H	Niagara	13 1	195 N	Toledo	6 15	
284 H	Niagara	7 1	184 H	Army West Point	9 16	284 H	Niagara	14 1	184 H	Army West Point	9 16	
141 N	Radford	1 9	169 A	Navy	2 15	287 A	Villanova	10 5	169 A	Navy	2 15	
184 A	Army West Point	2 0	236 A	Holy Cross	5 6				236 A	Holy Cross	5 6	

Non-Div. I Games:

Bucknell

[illegible]

Non-Div. I Games:

George Mason

Average RPI Win:	258	WON-LOST RECORD	WINNING PCT. RANK	LAST 10 GAMES	STRENGTH OF SCHEDULE	OPP. STRENGTH OF SCHEDULE	TEAM RPI	ADJ RPI	CONF. RPI	ADJ CONF. RPI		
DIV. I ONLY		11-14-0	.44	181	4-6-0	271	264	251	.42562	254	31	31
DIV. I NON-CONF.		2-6-0	.25	249	1-2-0	109	177	184	.47611	187	30	30
<hr/>												
TOTALS	RPI 1-25	RPI 26-50		W-L RECORDS		RPI 51-100		RPI 101-150		RPI 150+		
11-14-0	0-0-0	0-1-0		OVERALL		0-0-0		0-3-0		11-10-0		
6-2-0	0-0-0	0-0-0		HOME		0-0-0		0-0-0		6-2-0		
3-11-0	0-0-0	0-1-0		AWAY		0-0-0		0-3-0		3-7-0		
2-1-0	0-0-0	0-0-0		NEUTRAL		0-0-0		0-0-0		2-1-0		
<hr/>												
2-6-0	0-0-0	0-1-0		NON-CONFERENCE		0-0-0		0-3-0		2-2-0		
0-0-0	0-0-0	0-0-0		HOME		0-0-0		0-0-0		0-0-0		
1-6-0	0-0-0	0-0-		AWAY		0-0-0		0-3-0		1-2-0		
1-0-0	0-0-0	0-0-0		NEUTRAL		0-0-0		0-0-0		1-0-0		
<hr/>												
9-8-0	0-0-0	0-0-0		CONFERENCE		0-0-0		0-0-0		9-8-0		
6-2-0	0-0-0	0-0-0		HOME		0-0-0		0-0-0		6-2-0		
2-5-0	0-0-0	0-0-0		AWAY		0-0-0		0-0-0		2-5-0		
1-1-0	0-0-0	0-0-0		NEUTRAL		0-0-0		0-0-0		1-1-0		
<hr/>												
RPI	S	Opponent	Score	RPI	S	Opponent	Score	RPI	S	Opponent	Score	
				28	A	Mississippi St.	1 18					
								146	A	Nicholls St.	1 6	
								146	A	Nicholls St.	2 7	
								146	A	Nicholls St.	5 16	
								170	A	Abilene Christian	4 7	
								170	A	Abilene Christian	8 7	
								170	A	Abilene Christian	5 23	
								207	A	Southern U.	8 13	
								207	A	Southern U.	8 18	
								207	A	Southern U.	13 15	
								207	N	Southern U.	5 6	
								215	N	Eastern Ky.	7 4	
								229	H	Texas Southern	12 2	
								229	H	Texas Southern	3 7	
								229	H	Texas Southern	6 2	
								250	N	Alabama St.	3 1	
								276	A	Jackson St.	2 10	
								276	H	Jackson St.	2 4	
								286	H	Ark.-Pine Bluff	5 4	
								286	H	Ark.-Pine Bluff	11 0	
								286	H	Ark.-Pine Bluff	4 1	
								295	H	Alcorn	8 7	
				LAST 10 GAMES				297	A	Prairie View	15 18	
				229	H	Texas Southern	6 2	170	A	Abilene Christian	5 23	
				229	H	Texas Southern	3 7	170	A	Abilene Christian	4 7	
				146	A	Nicholls St.	2 7	295	H	Alcorn	8 7	
				146	A	Nicholls St.	5 16	207	A	Southern U.	8 13	
				170	A	Abilene Christian	8 7	207	A	Southern U.	13 15	

Non-Div. I Games: Wiley 3 5 Wiley 8 3

Grambling

Average RPI Win:	187	WON-LOST RECORD	WINNING PCT. RANK	LAST 10 GAMES	STRENGTH OF SCHEDULE	OPP. STRENGTH OF SCHEDULE	TEAM RPI	ADJ RPI	CONF. RPI	ADJ CONF. RPI		
DIV. I ONLY		9-20-0	.31034	244	1-9-0	148	246	255	.42527	255	30	30
DIV. I NON-CONF.		6-14-0	.3	229	1-5-0	100	222	223	.45022	223	31	31

TOTALS	RPI 1-25	RPI 26-50		W-L RECORDS		RPI 51-100		RPI 101-150		RPI 150+		
9-20-0	0-0-0	0-0-0		OVERALL		2-5-0		0-2-0		7-13-0		
8-14-0	0-0-0	0-0-0		HOME		2-2-0		0-2-0		6-10-0		
1-6-0	0-0-0	0-0-0		AWAY		0-3-0		0-0-0		1-3-0		
0-0-0	0-0-0	0-0-0		NEUTRAL		0-0-0		0-0-0		0-0-0		
6-14-0	0-0-0	0-0-0		NON-CONFERENCE		2-5-0		0-2-0		4-7-0		
5-8-0	0-0-0	0-0-0		HOME		2-2-0		0-2-0		3-4-0		
1-6-0	0-0-0	0-0-		AWAY		0-3-0		0-0-0		1-3-0		
0-0-0	0-0-0	0-0-0		NEUTRAL		0-0-0		0-0-0		0-0-0		
3-6-0	0-0-0	0-0-0		CONFERENCE		0-0-0		0-0-0		3-6-0		
3-6-0	0-0-0	0-0-0		HOME		0-0-0		0-0-0		3-6-0		
0-0-0	0-0-0	0-0-0		AWAY		0-0-0		0-0-0		0-0-0		
0-0-0	0-0-0	0-0-0		NEUTRAL		0-0-0		0-0-0		0-0-0		
RPI	S	Opponent	Score	RPI	S	Opponent	Score	RPI	S	Opponent	Score	
						61 H Boston College	8 4	114 H North Florida		1 3		
						61 H Boston College	8 7	134 H South Fla.		4 7		
						61 H Boston College	5 14	153 H Ohio St.		4 3		
						63 H Jacksonville	5 7	153 H Ohio St.		8 3		
						76 A Wichita St.	0 2	153 H Ohio St.		9 16		
						76 A Wichita St.	4 11	153 H Ohio St.		0 6		
						76 A Wichita St.	0 7	175 A FGCU		6 3		
								175 A FGCU		3 23		
								175 A FGCU		5 12		
								180 A FIU		2 9		
								181 H N.C. A&T		7 8		
								181 H N.C. A&T		2 7		
								181 H N.C. A&T		0 3		
								249 H Stetson		3 2		
								269 H N.C. Central		5 15		
								269 H N.C. Central		12 2		
								269 H N.C. Central		7 8		
								282 H Florida A&M		3 6		
								282 H Florida A&M		7 1		
								282 H Florida A&M		7 6		
								289 H Alabama A&M		2 8		
								289 H Alabama A&M		4 7		
LAST 10 GAMES												
						269 H N.C. Central	7 8	289 H Alabama A&M		4 7		
						269 H N.C. Central	12 2	289 H Alabama A&M		2 8		
						76 A Wichita St.	0 7	181 H N.C. A&T		7 8		
						76 A Wichita St.	4 11	181 H N.C. A&T		2 7		
						76 A Wichita St.	0 2	181 H N.C. A&T		0 3		

Non-Div. I Games:

Bethune-Cookman

Average RPI Win:	248	WON-LOST	WINNING	LAST 10	STRENGTH OF	OPP. STRENGTH	TEAM	ADJ	CONF.	ADJ CONF.	
Average RPI Loss:	155	RECORD	PCT. RANK	GAMES	SCHEDULE	OF SCHEDULE	RPI	RPI	RPI	RPI	
DIV. I ONLY	10-9-0	.52632	130	6-4-0	287	228	256	.42474	256	29	29
DIV. I NON-CONF.	7-6-0	.53846	136	3-1-0	295	259	283	.39971	283	29	29
<hr/>											
TOTALS	RPI 1-25	RPI 26-50		W-L RECORDS		RPI 51-100		RPI 101-150		RPI 150+	
10-9-0	0-0-0	0-0-0		OVERALL		1-2-0		0-1-0		9-6-0	
6-2-0	0-0-0	0-0-0		HOME		0-0-0		0-0-0		6-2-0	
1-4-0	0-0-0	0-0-0		AWAY		1-2-0		0-0-0		0-2-0	
3-3-0	0-0-0	0-0-0		NEUTRAL		0-0-0		0-1-0		3-2-0	
7-6-0	0-0-0	0-0-0		NON-CONFERENCE		0-0-0		0-1-0		7-5-0	
4-1-0	0-0-0	0-0-0		HOME		0-0-0		0-0-0		4-1-0	
0-2-0	0-0-0	0-0-		AWAY		0-0-0		0-0-0		0-2-0	
3-3-0	0-0-0	0-0-0		NEUTRAL		0-0-0		0-1-0		3-2-0	
3-3-0	0-0-0	0-0-0		CONFERENCE		1-2-0		0-0-0		2-1-0	
2-1-0	0-0-0	0-0-0		HOME		0-0-0		0-0-0		2-1-0	
1-2-0	0-0-0	0-0-0		AWAY		1-2-0		0-0-0		0-0-0	
0-0-0	0-0-0	0-0-0		NEUTRAL		0-0-0		0-0-0		0-0-0	
RPI	S	Opponent	Score	RPI	S	Opponent	Score	RPI	S	Opponent	Score
						58 A Bryant	3 12			125 N Kansas	8 10
						58 A Bryant	4 14			161 H Massachusetts	1 2
						58 A Bryant	6 5			161 N Massachusetts	0 1
										169 A Navy	2 5
										212 N Saint Joseph's	2 8
										223 H Wagner	2 4
										223 H Wagner	7 6
										223 H Wagner	10 3
										227 A Fairfield	2 5
										270 N St. Bonaventure	17 3
										270 N St. Bonaventure	9 5
										270 N St. Bonaventure	4 3
										271 H Albany (NY)	9 6
										299 H Saint Peter's	9 6
										299 H Saint Peter's	5 3
										299 H Saint Peter's	12 4
				</							

Non-Div. I Games:

Central Conn. St.

Average RPI Win:	251	WON-LOST RECORD	WINNING PCT. RANK	LAST 10 GAMES	STRENGTH OF SCHEDULE	OPP. STRENGTH OF SCHEDULE	TEAM RPI	ADJ RPI	CONF. RPI	ADJ CONF. RPI		
DIV. I ONLY		8-12-0	.4 209	2-8-0	252	155	257	.4246 257	12	12		
DIV. I NON-CONF.		6-11-0	.35294 209	0-7-0	227	176	263	.4239 263	11	11		
<hr/>												
TOTALS	RPI 1-25	RPI 26-50		W-L RECORDS	RPI 51-100		RPI 101-150		RPI 150+			
8-12-0	0-3-0	0-3-0		OVERALL	0-1-0		0-1-0		8-4-0			
8-4-0	0-0-0	0-0-0		HOME	0-0-0		0-1-0		8-3-0			
0-8-0	0-3-0	0-3-0		AWAY	0-1-0		0-0-0		0-1-0			
0-0-0	0-0-0	0-0-0		NEUTRAL	0-0-0		0-0-0		0-0-0			
6-11-0	0-3-0	0-3-0		NON-CONFERENCE	0-1-0		0-1-0		6-3-0			
6-3-0	0-0-0	0-0-0		HOME	0-0-0		0-1-0		6-2-0			
0-8-0	0-3-0	0-0-		AWAY	0-1-0		0-0-0		0-1-0			
0-0-0	0-0-0	0-0-0		NEUTRAL	0-0-0		0-0-0		0-0-0			
2-1-0	0-0-0	0-0-0		CONFERENCE	0-0-0		0-0-0		2-1-0			
2-1-0	0-0-0	0-0-0		HOME	0-0-0		0-0-0		2-1-0			
0-0-0	0-0-0	0-0-0		AWAY	0-0-0		0-0-0		0-0-0			
0-0-0	0-0-0	0-0-0		NEUTRAL	0-0-0		0-0-0		0-0-0			
RPI	S	Opponent	Score	RPI	S	Opponent	Score	RPI	S	Opponent	Score	
8	A	Arizona St.	2 3	31	A	Pepperdine	0 1	97	A	Sacramento St.	2 8	
8	A	Arizona St.	2 17	31	A	Pepperdine	0 4			101	H Pacific	9 11
8	A	Arizona St.	3 13	31	A	Pepperdine	3 15			165	H Nevada	4 5
										176	H UC Riverside	8 6
										176	H UC Riverside	10 2
										176	H UC Riverside	3 4
										260	H Utah Valley	9 11
										260	H Utah Valley	7 4
										260	H Utah Valley	7 1
										260	H Utah Valley	4 2
										290	A Santa Clara	0 9
										292	H Northern Colo.	9 2
										292	H Northern Colo.	11 2
										292	H Northern Colo.	12 0
<hr/>												
LAST 10 GAMES												
				260	H	Utah Valley	7 4	101	H	Pacific	9 11	
				176	H	UC Riverside	8 6	97	A	Sacramento St.	2 8	
				176	H	UC Riverside	3 4	31	A	Pepperdine	0 4	
				176	H	UC Riverside	10 2	31	A	Pepperdine	3 15	
				290	A	Santa Clara	0 9	31	A	Pepperdine	0 1	

Non-Div. I Games:

UC Davis

Average RPI Win:	268	WON-LOST	WINNING	LAST 10	STRENGTH OF	OPP. STRENGTH	TEAM	ADJ	CONF.	ADJ CONF.	
Average RPI Loss:	186	RECORD	PCT. RANK	GAMES	SCHEDULE	OF SCHEDULE	RPI	RPI	RPI	RPI	
DIV. I ONLY	9-15-0	.375	225	5-5-0	235	279	258	.42383	258	30	30
DIV. I NON-CONF.	1-10-0	.09091	292	0-1-0	149	253	285	.39695	285	31	31
<hr/>											
TOTALS	RPI 1-25	RPI 26-50		W-L RECORDS	RPI 51-100		RPI 101-150		RPI 150+		
9-15-0	0-0-0	0-2-0		OVERALL	0-0-0		0-0-0		9-13-0		
6-5-0	0-0-0	0-1-0		HOME	0-0-0		0-0-0		6-4-0		
3-10-0	0-0-0	0-1-0		AWAY	0-0-0		0-0-0		3-9-0		
0-0-0	0-0-0	0-0-0		NEUTRAL	0-0-0		0-0-0		0-0-0		
<hr/>											
1-10-0	0-0-0	0-2-0		NON-CONFERENCE	0-0-0		0-0-0		1-8-0		
0-5-0	0-0-0	0-1-0		HOME	0-0-0		0-0-0		0-4-0		
1-5-0	0-0-0	0-0-		AWAY	0-0-0		0-0-0		1-4-0		
0-0-0	0-0-0	0-0-0		NEUTRAL	0-0-0		0-0-0		0-0-0		
<hr/>											
8-5-0	0-0-0	0-0-0		CONFERENCE	0-0-0		0-0-0		8-5-0		
6-0-0	0-0-0	0-0-0		HOME	0-0-0		0-0-0		6-0-0		
2-5-0	0-0-0	0-0-0		AWAY	0-0-0		0-0-0		2-5-0		
0-0-0	0-0-0	0-0-0		NEUTRAL	0-0-0		0-0-0		0-0-0		
<hr/>											
RPI S	Opponent	Score	RPI S	Opponent	Score	RPI S	Opponent	Score	RPI S	Opponent	Score
			49 A	William & Mary	6 16				158 H	NJIT	5 11
			49 H	William & Mary	2 17				158 H	NJIT	3 4
									159 A	Old Dominion	0 11
									172 A	James Madison	5 16
									172 A	James Madison	2 12
									172 A	James Madison	5 6
									192 H	Quinnipiac	1 7
									192 H	Quinnipiac	4 14
									225 A	Coppin St.	6 12
									225 A	Coppin St.	3 5
									225 A	Coppin St.	8 7
									263 H	Savannah St.	5 2
									263 H	Savannah St.	6 4
									263 H	Savannah St.	10 7
									268 H	Delaware St.	8 5
									268 H	Delaware St.	7 2
									268 H	Delaware St.	9 0
									269 A	N.C. Central	4 5
									293 A	Longwood	10 4
									298 A	UMES	9 6
									298 A	UMES	14 18
									298 A	UMES	2 3
<hr/>											
LAST 10 GAMES											
	158 H	NJIT	3	4	225 A	Coppin St.	3	5			
	158 H	NJIT	5	11	225 A	Coppin St.	6	12			
	172 A	James Madison	2	12	225 A	Coppin St.	8	7			
	172 A	James Madison	5	16	49 A	William & Mary	6	16			
	263 H	Savannah St.	6	4	298 A	UMES	9	6			

Non-Div. I Games:

Norfolk St.

Average RPI Win: 224		WON-LOST	WINNING	LAST 10	STRENGTH OF	OPP. STRENGTH	TEAM	ADJ	CONF.	ADJ CONF.		
Average RPI Loss: 184		RECORD	PCT. RANK	GAMES	SCHEDULE	OF SCHEDULE	RPI	RPI	RPI	RPI		
DIV. I ONLY		8-17-0	.32	240	3-7-0	214	283	259	.42326	259	28	28
DIV. I NON-CONF.		7-12-0	.36842	206	2-2-0	96	289	160	.49174	160	27	27
TOTALS		RPI 1-25	RPI 26-50		W-L RECORDS	RPI 51-100		RPI 101-150		RPI 150+		
8-17-0	0-0-0	0-0-0		OVERALL	0-4-0		0-2-0		8-11-0			
2-5-0	0-0-0	0-0-0		HOME	0-0-0		0-0-0		2-5-0			
3-10-0	0-0-0	0-0-0		AWAY	0-4-0		0-2-0		3-4-0			
3-2-0	0-0-0	0-0-0		NEUTRAL	0-0-0		0-0-0		3-2-0			
7-12-0	0-0-0	0-0-0		NON-CONFERENCE	0-4-0		0-2-0		7-6-0			
1-0-0	0-0-0	0-0-0		HOME	0-0-0		0-0-0		1-0-0			
3-10-0	0-0-0	0-0-		AWAY	0-4-0		0-2-0		3-4-0			
3-2-0	0-0-0	0-0-0		NEUTRAL	0-0-0		0-0-0		3-2-0			
1-5-0	0-0-0	0-0-0		CONFERENCE	0-0-0		0-0-0		1-5-0			
1-5-0	0-0-0	0-0-0		HOME	0-0-0		0-0-0		1-5-0			
0-0-0	0-0-0	0-0-0		AWAY	0-0-0		0-0-0		0-0-0			
0-0-0	0-0-0	0-0-0		NEUTRAL	0-0-0		0-0-0		0-0-0			
RPI	S	Opponent	Score	RPI	S	Opponent	Score	RPI	S	Opponent	Score	
						86 A Saint Mary's (CA)	2 5	102 A		San Francisco	4 5	
						97 A Sacramento St.	3 6	102 A		San Francisco	0 5	
						97 A Sacramento St.	0 7	176 N		UC Riverside	4 2	
						97 A Sacramento St.	4 5	176 N		UC Riverside	5 1	
								188 A		Richmond	6 3	
								188 A		Richmond	1 10	
								188 A		Richmond	1 6	
								210 H		Siena	4 13	
								210 H		Siena	8 9	
								210 H		Siena	2 7	
								235 H		LIU Brooklyn	6 5	
								242 N		Butler	9 4	
								242 N		Butler	3 14	
								242 N		Butler	2 9	
								247 A		La Salle	0 3	
								247 A		La Salle	5 7	
								247 A		La Salle	7 6	
								247 A		La Salle	12 11	
								284 H		Niagara	9 12	
								284 H		Niagara	13 5	
								284 H		Niagara	0 1	
LAST 10 GAMES												
						210 H Siena	2 7	247 A		La Salle	0 3	
						188 A Richmond	1 10	242 N		Butler	2 9	
						188 A Richmond	1 6	284 H		Niagara	0 1	
						247 A La Salle	5 7	210 H		Siena	8 9	
						247 A La Salle	7 6	210 H		Siena	4 13	

Non-Div. I Games:

Rider

Average RPI Win:	222	WON-LOST RECORD	WINNING PCT. RANK	LAST 10 GAMES		STRENGTH OF SCHEDULE	OPP. STRENGTH OF SCHEDULE	TEAM RPI	ADJ RPI	CONF. RPI	ADJ CONF. RPI		
DIV. I ONLY		5-22-0	.18519 286	2-8-0		163	181	260	.42241 260	22	22		
DIV. I NON-CONF.		3-18-0	.14286 282	0-4-0		103	211	258	.42686 258	21	21		
<hr/>													
TOTALS	RPI 1-25		RPI 26-50	W-L RECORDS		RPI 51-100		RPI 101-150		RPI 150+			
5-22-0	0-1-0		0-2-0	OVERALL		1-11-0		0-3-0		4-5-0			
1-12-0	0-1-0		0-1-0	HOME		0-6-0		0-3-0		1-1-0			
4-10-0	0-0-0		0-1-0	AWAY		1-5-0		0-0-0		3-4-0			
0-0-0	0-0-0		0-0-0	NEUTRAL		0-0-0		0-0-0		0-0-0			
3-18-0	0-1-0		0-2-0	NON-CONFERENCE		1-11-0		0-0-0		2-4-0			
1-9-0	0-1-0		0-1-0	HOME		0-6-0		0-0-0		1-1-0			
2-9-0	0-0-0		0-0-	AWAY		1-5-0		0-0-0		1-3-0			
0-0-0	0-0-0		0-0-0	NEUTRAL		0-0-0		0-0-0		0-0-0			
2-4-0	0-0-0		0-0-0	CONFERENCE		0-0-0		0-3-0		2-1-0			
0-3-0	0-0-0		0-0-0	HOME		0-0-0		0-3-0		0-0-0			
2-1-0	0-0-0		0-0-0	AWAY		0-0-0		0-0-0		2-1-0			
0-0-0	0-0-0		0-0-0	NEUTRAL		0-0-0		0-0-0		0-0-0			
<hr/>													
RPI S	Opponent	Score	RPI S	Opponent	Score	RPI S	Opponent	Score	RPI S	Opponent	Score		
18 H	Oregon	9 12	40 A	BYU	1 5	53 H	UC Irvine	0 15	121 H	Grand Canyon	4 11		
			40 H	BYU	13 14	53 H	UC Irvine	4 17	121 H	Grand Canyon	4 9		
						53 H	UC Irvine	4 17	121 H	Grand Canyon	4 14		
						62 A	South Carolina	5 6	238 A	Seattle U	6 5		
						62 A	South Carolina	3 15	238 A	Seattle U	4 2		
						62 A	South Carolina	3 10	238 A	Seattle U	5 8		
						86 H	Saint Mary's (CA)	3 8	257 A	UC Davis	11 9		
						86 H	Saint Mary's (CA)	1 13	257 A	UC Davis	2 4		
						86 H	Saint Mary's (CA)	1 10	257 A	UC Davis	4 7		
						92 A	Fresno St.	3 8	257 A	UC Davis	1 7		
						92 A	Fresno St.	3 6	284 H	Niagara	8 2		
						92 A	Fresno St.	4 3	284 H	Niagara	8 12		
<hr/>													
LAST 10 GAMES													
86 H Saint Mary's (CA)						1	10	121 H Grand Canyon				4	9
257 A UC Davis						4	7	18 H Oregon				9	12
86 H Saint Mary's (CA)						1	13	238 A Seattle U				6	5
121 H Grand Canyon						4	14	238 A Seattle U				4	2
121 H Grand Canyon						4	11	238 A Seattle U				5	8

Non-Div. I Games:

Utah Valley

Average RPI Win:	186	WON-LOST	WINNING	LAST 10	STRENGTH OF	OPP. STRENGTH	TEAM	ADJ	CONF.	ADJ CONF.	
Average RPI Loss:	159	RECORD	PCT. RANK	GAMES	SCHEDULE	OF SCHEDULE	RPI	RPI	RPI	RPI	
DIV. I ONLY	10-21-0	.32258	238	4-6-0	222	177	261	.42226	261	20	20
DIV. I NON-CONF.	9-13-0	.40909	194	3-1-0	217	190	243	.4391	243	20	20
TOTALS	RPI 1-25	RPI 26-50	W-L RECORDS	RPI 51-100	RPI 101-150	RPI 150+					
10-21-0	0-1-0	0-0-0	OVERALL	1-2-0	3-9-0	6-9-0					
7-9-0	0-0-0	0-0-0	HOME	1-1-0	2-4-0	4-4-0					
2-10-0	0-1-0	0-0-0	AWAY	0-0-0	1-4-0	1-5-0					
1-2-0	0-0-0	0-0-0	NEUTRAL	0-1-0	0-1-0	1-0-0					
9-13-0	0-1-0	0-0-0	NON-CONFERENCE	1-2-0	2-4-0	6-6-0					
7-6-0	0-0-0	0-0-0	HOME	1-1-0	2-1-0	4-4-0					
1-5-0	0-1-0	0-0-	AWAY	0-0-0	0-2-0	1-2-0					
1-2-0	0-0-0	0-0-0	NEUTRAL	0-1-0	0-1-0	1-0-0					
1-8-0	0-0-0	0-0-0	CONFERENCE	0-0-0	1-5-0	0-3-0					
0-3-0	0-0-0	0-0-0	HOME	0-0-0	0-3-0	0-0-0					
1-5-0	0-0-0	0-0-0	AWAY	0-0-0	1-2-0	0-3-0					
0-0-0	0-0-0	0-0-0	NEUTRAL	0-0-0	0-0-0	0-0-0					
RPI	S	Opponent	Score	RPI	S	Opponent	Score	RPI	S	Opponent	Score
22	A	North Carolina	6 7					57	H	Notre Dame	0 7
								57	N	Notre Dame	4 7
								74	H	Ga. Southern	3 2
								105	H	Ball St.	12 4
								105	N	Ball St.	1 3
								115	H	Kent St.	1 9
								116	A	Col. of Charleston	5 7
								116	A	Col. of Charleston	7 9
								116	H	Col. of Charleston	9 1
								141	H	Radford	6 9
								141	H	Radford	1 7
								141	H	Radford	5 6
								142	A	High Point	6 5
								142	A	High Point	4 9
								142	A	High Point	2 8
								162	N	Wofford	4 3
								189	A	Winthrop	6 7
								189	A	Winthrop	5 13
								189	A	Winthrop	1 9
								214	H	Georgia St.	6 15
								214	H	Georgia St.	6 7
								214	H	Georgia St.	5 2
								247	H	La Salle	4 5
								247	H	La Salle	3 6
								247	H	La Salle	7 3
								263	A	Savannah St.	7 6
								263	H	Savannah St.	5 3
								277	A	The Citadel	3 4
								277	A	The Citadel	1 10
								277	H	The Citadel	10 5
LAST 10 GAMES											
				214	H	Georgia St.	6 15	263	H	Savannah St.	5 3
				142	A	High Point	2 8	141	H	Radford	6 9
				142	A	High Point	6 5	141	H	Radford	1 7
				142	A	High Point	4 9	141	H	Radford	5 6
				116	A	Col. of Charleston	7 9	74	H	Ga. Southern	3 2

Non-Div. I Games:

Charleston So.

Average RPI Win:	282	WON-LOST RECORD	WINNING PCT. RANK	LAST 10 GAMES	STRENGTH OF SCHEDULE	OPP. STRENGTH OF SCHEDULE	TEAM RPI	ADJ RPI	CONF. RPI	ADJ CONF. RPI					
DIV. I ONLY		5-12-0	.29412	250	4-6-0	232	291	262	.42101	262	31	31			
DIV. I NON-CONF.		0-5-0	0	296	0-2-0	5	91	221	.45229	220	30	30			
<hr/>															
TOTALS	RPI 1-25	RPI 26-50		W-L RECORDS		RPI 51-100		RPI 101-150		RPI 150+					
5-12-0	0-0-0	0-3-0		OVERALL		0-1-0		0-1-0		5-7-0					
1-2-0	0-0-0	0-0-0		HOME		0-0-0		0-0-0		1-2-0					
4-10-0	0-0-0	0-3-0		AWAY		0-1-0		0-1-0		4-5-0					
0-0-0	0-0-0	0-0-0		NEUTRAL		0-0-0		0-0-0		0-0-0					
<hr/>															
0-5-0	0-0-0	0-3-0		NON-CONFERENCE		0-1-0		0-1-0		0-0-0					
0-0-0	0-0-0	0-0-0		HOME		0-0-0		0-0-0		0-0-0					
0-5-0	0-0-0	0-0-		AWAY		0-1-0		0-1-0		0-0-0					
0-0-0	0-0-0	0-0-0		NEUTRAL		0-0-0		0-0-0		0-0-0					
<hr/>															
5-7-0	0-0-0	0-0-0		CONFERENCE		0-0-0		0-0-0		5-7-0					
1-2-0	0-0-0	0-0-0		HOME		0-0-0		0-0-0		1-2-0					
4-5-0	0-0-0	0-0-0		AWAY		0-0-0		0-0-0		4-5-0					
0-0-0	0-0-0	0-0-0		NEUTRAL		0-0-0		0-0-0		0-0-0					
<hr/>															
RPI	S	Opponent	Score	RPI	S	Opponent	Score	RPI	S	Opponent	Score				
				28	A	Mississippi St.	5 18	60	A	Louisiana Tech	1 21	123	A	Memphis	1 8
				47	A	Arkansas St.	2 4					250	A	Alabama St.	12 11
				47	A	Arkansas St.	0 10					250	A	Alabama St.	6 12
												250	A	Alabama St.	3 13
												276	H	Jackson St.	1 11
												276	H	Jackson St.	2 0
												276	H	Jackson St.	3 13
												289	A	Alabama A&M	0 6
												289	A	Alabama A&M	2 6
												289	A	Alabama A&M	6 11
												295	A	Alcorn	15 5
												295	A	Alcorn	9 2
												295	A	Alcorn	14 2
				LAST 10 GAMES											
				250	A	Alabama St.	3 13	28	A	Mississippi St.	5 18				
				250	A	Alabama St.	12 11	295	A	Alcorn	14 2				
				289	A	Alabama A&M	6 11	295	A	Alcorn	9 2				
				289	A	Alabama A&M	2 6	295	A	Alcorn	15 5				
				289	A	Alabama A&M	0 6	60	A	Louisiana Tech	1 21				

Non-Div. I Games: Tougaloo 1 0

Mississippi Val.

Average RPI Win:	230	WON-LOST	WINNING	LAST 10	STRENGTH OF	OPP. STRENGTH	TEAM	ADJ	CONF.	ADJ CONF.	
Average RPI Loss:	241	RECORD	PCT. RANK	GAMES	SCHEDULE	OF SCHEDULE	RPI	RPI	RPI	RPI	
DIV. I ONLY	7-14-1	.34091	233	5-5-0	188	295	263	.42065	263	30	30
DIV. I NON-CONF.	1-4-1	.25	249	0-2-0	84	297	264	.41942	264	31	31
TOTALS	RPI 1-25	RPI 26-50	W-L RECORDS		RPI 51-100	RPI 101-150		RPI 150+			
7-14-1	0-0-0	0-0-0	OVERALL		0-0-0	0-0-0		7-14-1			
5-5-1	0-0-0	0-0-0	HOME		0-0-0	0-0-0		5-5-1			
2-9-0	0-0-0	0-0-0	AWAY		0-0-0	0-0-0		2-9-0			
0-0-0	0-0-0	0-0-0	NEUTRAL		0-0-0	0-0-0		0-0-0			
1-4-1	0-0-0	0-0-0	NON-CONFERENCE		0-0-0	0-0-0		1-4-1			
1-2-1	0-0-0	0-0-0	HOME		0-0-0	0-0-0		1-2-1			
0-2-0	0-0-0	0-0-	AWAY		0-0-0	0-0-0		0-2-0			
0-0-0	0-0-0	0-0-0	NEUTRAL		0-0-0	0-0-0		0-0-0			
6-10-0	0-0-0	0-0-0	CONFERENCE		0-0-0	0-0-0		6-10-0			
4-3-0	0-0-0	0-0-0	HOME		0-0-0	0-0-0		4-3-0			
2-7-0	0-0-0	0-0-0	AWAY		0-0-0	0-0-0		2-7-0			
0-0-0	0-0-0	0-0-0	NEUTRAL		0-0-0	0-0-0		0-0-0			
RPI	S	Opponent	Score	RPI	S	Opponent	Score	RPI	S	Opponent	Score
								156	A	Mercer	1 8
								181	A	N.C. A&T	5 6
								181	A	N.C. A&T	10 4
								181	A	N.C. A&T	3 2
								217	H	Omaha	0 2
								217	H	Omaha	5 4
								217	H	Omaha	3 3
								225	H	Coppin St.	10 3
								225	H	Coppin St.	8 10
								225	H	Coppin St.	5 11
								225	H	Coppin St.	7 8
								258	A	Norfolk St.	7 10
								258	A	Norfolk St.	2 5
								258	A	Norfolk St.	4 6
								261	A	Charleston So.	3 5
								261	H	Charleston So.	6 7
								269	H	N.C. Central	5 3
								269	H	N.C. Central	4 3
								269	H	N.C. Central	4 1
								282	A	Florida A&M	3 6
								282	A	Florida A&M	6 8
								282	A	Florida A&M	0 10
LAST 10 GAMES											
								225	H	Coppin St.	8 10
								225	H	Coppin St.	7 8
								258	A	Norfolk St.	4 6
								181	A	N.C. A&T	10 4
								181	A	N.C. A&T	5 6
								181	A	N.C. A&T	3 2
								261	A	Charleston So.	3 5
								269	H	N.C. Central	5 3
								269	H	N.C. Central	4 1
								269	H	N.C. Central	4 3

Non-Div. I Games:

Savannah St.

Average RPI Win: 210		WON-LOST RECORD	WINNING PCT. RANK		LAST 10 GAMES	STRENGTH OF SCHEDULE	OPP. STRENGTH OF SCHEDULE	TEAM RPI	ADJ RPI	CONF. RPI	ADJ CONF. RPI						
Average RPI Loss: 162																	
DIV. I ONLY		3-22-0	.12	296	0-10-0	69	265	264	.41922	264	16	16					
DIV. I NON-CONF.		3-19-0	.13636	285	0-7-0	59	276	252	.43244	252	17	17					
<hr/>																	
TOTALS		RPI 1-25		RPI 26-50		W-L RECORDS		RPI 51-100		RPI 101-150		RPI 150+					
3-22-0		0-2-0		0-0-0		OVERALL		0-5-0		0-0-0		3-15-0					
2-5-0		0-0-0		0-0-0		HOME		0-0-0		0-0-0		2-5-0					
1-17-0		0-2-0		0-0-0		AWAY		0-5-0		0-0-0		1-10-0					
0-0-0		0-0-0		0-0-0		NEUTRAL		0-0-0		0-0-0		0-0-0					
3-19-0		0-2-0		0-0-0		NON-CONFERENCE		0-5-0		0-0-0		3-12-0					
2-2-0		0-0-0		0-0-0		HOME		0-0-0		0-0-0		2-2-0					
1-17-0		0-2-0		0-0-		AWAY		0-5-0		0-0-0		1-10-0					
0-0-0		0-0-0		0-0-0		NEUTRAL		0-0-0		0-0-0		0-0-0					
0-3-0		0-0-0		0-0-0		CONFERENCE		0-0-0		0-0-0		0-3-0					
0-3-0		0-0-0		0-0-0		HOME		0-0-0		0-0-0		0-3-0					
0-0-0		0-0-0		0-0-0		AWAY		0-0-0		0-0-0		0-0-0					
0-0-0		0-0-0		0-0-0		NEUTRAL		0-0-0		0-0-0		0-0-0					
RPI	S	Opponent		Score		RPI	S	Opponent		Score		RPI	S	Opponent		Score	
12	A	NC State		1	11							175	A	FGCU		3	6
21	A	West Virginia		3	8							175	A	FGCU		2	5
												175	A	FGCU		3	20
												178	A	Davidson		3	15
												178	A	Davidson		5	13
												178	A	Davidson		1	4
												183	H	Cornell		3	2
												183	H	Cornell		2	4
												204	H	UNCW		1	3
												204	H	UNCW		6	11
												204	H	UNCW		4	8
												220	H	Fordham		1	6
												220	H	Fordham		8	0
												228	A	Kennesaw St.		5	11
												228	A	Kennesaw St.		2	5
												228	A	Kennesaw St.		5	2
												253	A	George Mason		2	6
												281	A	George Washington		8	13
<hr/>																	
LAST 10 GAMES																	
97	A	Sacramento St.			0	1	175	A	FGCU			3	6				
21	A	West Virginia			3	8	253	A	George Mason			2	6				
97	A	Sacramento St.			2	12	204	H	UNCW			6	11				
175	A	FGCU			3	20	204	H	UNCW			4	8				
175	A	FGCU			2	5	204	H	UNCW			1	3				

Non-Div. I Games:

Towson

Average RPI Win: 127		WON-LOST	WINNING	LAST 10	STRENGTH OF		OPP. STRENGTH	TEAM	ADJ		CONF.	ADJ CONF.			
Average RPI Loss: 147		RECORD	PCT. RANK	GAMES	SCHEDULE		OF SCHEDULE	RPI	RPI		RPI	RPI			
DIV. I ONLY		3-22-1	.13462	295	2-8-0		142	235	265		.41742	265	24	24	
DIV. I NON-CONF.		3-16-1	.175	278	1-3-0		130	184	242		.43973	242	23	23	
TOTALS		RPI 1-25	RPI 26-50		W-L RECORDS		RPI 51-100		RPI 101-150		RPI 150+				
3-22-1		0-0-0	0-0-0		OVERALL		1-9-0		0-3-0		2-10-1				
0-0-0		0-0-0	0-0-0		HOME		0-0-0		0-0-0		0-0-0				
2-16-0		0-0-0	0-0-0		AWAY		0-6-0		0-3-0		2-7-0				
1-6-1		0-0-0	0-0-0		NEUTRAL		1-3-0		0-0-0		0-3-1				
3-16-1		0-0-0	0-0-0		NON-CONFERENCE		1-9-0		0-0-0		2-7-1				
0-0-0		0-0-0	0-0-0		HOME		0-0-0		0-0-0		0-0-0				
2-10-0		0-0-0	0-0-		AWAY		0-6-0		0-0-0		2-4-0				
1-6-1		0-0-0	0-0-0		NEUTRAL		1-3-0		0-0-0		0-3-1				
0-6-0		0-0-0	0-0-0		CONFERENCE		0-0-0		0-3-0		0-3-0				
0-0-0		0-0-0	0-0-0		HOME		0-0-0		0-0-0		0-0-0				
0-6-0		0-0-0	0-0-0		AWAY		0-0-0		0-3-0		0-3-0				
0-0-0		0-0-0	0-0-0		NEUTRAL		0-0-0		0-0-0		0-0-0				
RPI	S	Opponent	Score	RPI	S	Opponent	Score	RPI	S	Opponent	Score	RPI	S	Opponent	Score
						57 N Notre Dame	3 11	150 A Miami (OH)			6 7				
						57 N Notre Dame	4 2	150 A Miami (OH)			3 13				
						79 A A&M-Corpus Christi	4 12	150 A Miami (OH)			6 7				
						79 A A&M-Corpus Christi	2 8	155 A Dayton			10 2				
						79 A A&M-Corpus Christi	2 7	158 N NJIT			9 9				
						83 N Incarnate Word	0 4	158 N NJIT			9 10				
						83 N Incarnate Word	3 8	158 N NJIT			4 5				
						85 A TCU	2 12	158 N NJIT			4 10				
						85 A TCU	4 16	170 A Abilene Christian			6 5				
						85 A TCU	1 12	201 A Marshall			3 10				
								201 A Marshall			5 8				
								201 A Marshall			1 6				
								201 A Marshall			3 25				
								267 A Northern Ill.			3 6				
								267 A Northern Ill.			3 4				
								267 A Northern Ill.			4 9				
				LAST 10 GAMES											
				79 A A&M-Corpus Christi	2	8	150 A Miami (OH)	3	13						
				79 A A&M-Corpus Christi	2	7	150 A Miami (OH)	6	7						
				158 N NJIT	9	10	267 A Northern Ill.	4	9						
				201 A Marshall	5	8	267 A Northern Ill.	3	4						
				150 A Miami (OH)	6	7	267 A Northern Ill.	3	6						

Non-Div. I Games: Northwestern Ohio 13 3 Concordia (MI) 11 6

Eastern Mich.

Average RPI Win: 230		WON-LOST RECORD	WINNING PCT. RANK		LAST 10 GAMES	STRENGTH OF SCHEDULE	OPP. STRENGTH OF SCHEDULE	TEAM RPI	ADJ RPI		CONF. RPI	ADJ CONF. RPI			
Average RPI Loss: 185															
DIV. I ONLY		6-20-0	.23077	276	4-6-0	158	292	266	.41684	266	28	28			
DIV. I NON-CONF.		5-18-0	.21739	263	3-4-0	147	291	261	.42411	261	27	27			
<hr/>															
TOTALS		RPI 1-25		RPI 26-50		W-L RECORDS		RPI 51-100		RPI 101-150		RPI 150+			
6-20-0		0-0-0		0-2-0		OVERALL		0-3-0		1-0-0		5-15-0			
2-6-0		0-0-0		0-1-0		HOME		0-0-0		0-0-0		2-5-0			
3-11-0		0-0-0		0-0-0		AWAY		0-3-0		1-0-0		2-8-0			
1-3-0		0-0-0		0-1-0		NEUTRAL		0-0-0		0-0-0		1-2-0			
5-18-0		0-0-0		0-2-0		NON-CONFERENCE		0-3-0		1-0-0		4-13-0			
1-4-0		0-0-0		0-1-0		HOME		0-0-0		0-0-0		1-3-0			
3-11-0		0-0-0		0-0-		AWAY		0-3-0		1-0-0		2-8-0			
1-3-0		0-0-0		0-1-0		NEUTRAL		0-0-0		0-0-0		1-2-0			
1-2-0		0-0-0		0-0-0		CONFERENCE		0-0-0		0-0-0		1-2-0			
1-2-0		0-0-0		0-0-0		HOME		0-0-0		0-0-0		1-2-0			
0-0-0		0-0-0		0-0-0		AWAY		0-0-0		0-0-0		0-0-0			
0-0-0		0-0-0		0-0-0		NEUTRAL		0-0-0		0-0-0		0-0-0			
RPI	S	Opponent	Score	RPI	S	Opponent	Score	RPI	S	Opponent	Score				
				36	N	Indiana St.	0 10	89	A	ETSU	3 4	120	A	Stony Brook	12 8
				50	H	St. John's (NY)	1 7	89	A	ETSU	4 14	166	A	UNC Asheville	2 9
								89	A	ETSU	3 14	166	A	UNC Asheville	3 7
												201	N	Marshall	8 9
												201	N	Marshall	3 8
												204	A	UNCW	4 11
												220	A	Fordham	2 9
												220	A	Fordham	1 5
												221	H	Seton Hall	0 7
												221	H	Seton Hall	3 14
												221	H	Seton Hall	5 0
												227	H	Fairfield	0 3
												227	H	Fairfield	1 3
												227	H	Fairfield	4 3
												235	A	LIU Brooklyn	8 16
												237	N	Hofstra	4 2
												271	H	Albany (NY)	4 5
												281	A	George Washington	2 6
												281	A	George Washington	7 15
												281	A	George Washington	8 2
												296	A	Fairleigh Dickinson	5 3
LAST 10 GAMES															
				227	H	Fairfield	4 3	221	H	Seton Hall	5 0				
				237	N	Hofstra	4 2	271	H	Albany (NY)	4 5				
				227	H	Fairfield	0 3	296	A	Fairleigh Dickinson	5 3				
				221	H	Seton Hall	3 14	227	H	Fairfield	1 3				
				221	H	Seton Hall	0 7	235	A	LIU Brooklyn	8 16				

Non-Div. I Games:

Iona

Average RPI Win: 225		WON-LOST	WINNING	LAST 10	STRENGTH OF	OPP. STRENGTH	TEAM	ADJ	CONF.	ADJ CONF.		
Average RPI Loss: 151		RECORD	PCT. RANK	GAMES	SCHEDULE	OF SCHEDULE	RPI	RPI	RPI	RPI		
DIV. I ONLY		7-20-0	.25926	265	4-6-0	240	211	267	.41629	267	24	24
DIV. I NON-CONF.		4-17-0	.19048	272	1-3-0	235	170	270	.4126	270	23	23
<hr/>												
TOTALS		RPI 1-25	RPI 26-50		W-L RECORDS	RPI 51-100		RPI 101-150		RPI 150+		
7-20-0	0-0-0		0-0-0		OVERALL	0-4-0		1-9-0		6-7-0		
3-0-0	0-0-0		0-0-0		HOME	0-0-0		0-0-0		3-0-0		
3-15-0	0-0-0		0-0-0		AWAY	0-4-0		1-6-0		2-5-0		
1-5-0	0-0-0		0-0-0		NEUTRAL	0-0-0		0-3-0		1-2-0		
<hr/>												
4-17-0	0-0-0		0-0-0		NON-CONFERENCE	0-4-0		1-9-0		3-4-0		
0-0-0	0-0-0		0-0-0		HOME	0-0-0		0-0-0		0-0-0		
3-12-0	0-0-0		0-0-		AWAY	0-4-0		1-6-0		2-2-0		
1-5-0	0-0-0		0-0-0		NEUTRAL	0-0-0		0-3-0		1-2-0		
<hr/>												
3-3-0	0-0-0		0-0-0		CONFERENCE	0-0-0		0-0-0		3-3-0		
3-0-0	0-0-0		0-0-0		HOME	0-0-0		0-0-0		3-0-0		
0-3-0	0-0-0		0-0-0		AWAY	0-0-0		0-0-0		0-3-0		
0-0-0	0-0-0		0-0-0		NEUTRAL	0-0-0		0-0-0		0-0-0		
<hr/>												
RPI S	Opponent	Score	RPI S	Opponent	Score	RPI S	Opponent	Score	RPI S	Opponent	Score	
						95 A	California Baptist	4 8	125 N	Kansas	2 7	
						95 A	California Baptist	0 8	125 N	Kansas	1 3	
						95 A	California Baptist	7 10	125 N	Kansas	1 8	
						95 A	California Baptist	2 4	127 A	Southern Ill.	6 8	
									127 A	Southern Ill.	1 3	
									127 A	Southern Ill.	17 2	
									137 A	Kansas St.	6 9	
									137 A	Kansas St.	3 8	
									145 A	Austin Peay	3 8	
									145 A	Austin Peay	3 15	
									173 A	Central Mich.	2 5	
									173 A	Central Mich.	10 14	
									173 A	Central Mich.	4 6	
									191 A	UIC	3 8	
									209 A	Middle Tenn.	3 2	
									216 A	Belmont	7 5	
									226 N	Valparaiso	6 7	
									226 N	Valparaiso	5 2	
									226 N	Valparaiso	2 5	
									265 H	Eastern Mich.	9 4	
			265 H	Eastern Mich.	6 3							
			265 H	Eastern Mich.	4 3							
			280 A	Chicago St.	8 10							
LAST 10 GAMES												
			173 A	Central Mich.	2 5	173 A	Central Mich.	10 14				
			173 A	Central Mich.	4 6	191 A	UIC	3 8				
			145 A	Austin Peay	3 8	265 H	Eastern Mich.	9 4				
			145 A	Austin Peay	3 15	265 H	Eastern Mich.	4 3				
			95 A	California Baptist	2 4	265 H	Eastern Mich.	6 3				

Non-Div. I Games:

Northern Ill.

Average RPI Win: 222		WON-LOST	WINNING	LAST 10	STRENGTH OF	OPP. STRENGTH	TEAM	ADJ	CONF.	ADJ CONF.		
Average RPI Loss: 227		RECORD	PCT. RANK	GAMES	SCHEDULE	OF SCHEDULE	RPI	RPI	RPI	RPI		
DIV. I ONLY		9-15-0	.375	225	4-6-0	264	287	268	.41568	268	30	30
DIV. I NON-CONF.		4-9-0	.30769	223	0-2-0	240	272	272	.41068	272	31	31

TOTALS		RPI 1-25		RPI 26-50		W-L RECORDS		RPI 51-100		RPI 101-150		RPI 150+
9-15-0		0-0-0		0-0-0		OVERALL		2-1-0		0-0-0		7-14-0
3-4-0		0-0-0		0-0-0		HOME		2-1-0		0-0-0		1-3-0
5-9-0		0-0-0		0-0-0		AWAY		0-0-0		0-0-0		5-9-0
1-2-0		0-0-0		0-0-0		NEUTRAL		0-0-0		0-0-0		1-2-0
4-9-0		0-0-0		0-0-0		NON-CONFERENCE		2-1-0		0-0-0		2-8-0
2-2-0		0-0-0		0-0-0		HOME		2-1-0		0-0-0		0-1-0
1-5-0		0-0-0		0-0-		AWAY		0-0-0		0-0-0		1-5-0
1-2-0		0-0-0		0-0-0		NEUTRAL		0-0-0		0-0-0		1-2-0
5-6-0		0-0-0		0-0-0		CONFERENCE		0-0-0		0-0-0		5-6-0
1-2-0		0-0-0		0-0-0		HOME		0-0-0		0-0-0		1-2-0
4-4-0		0-0-0		0-0-0		AWAY		0-0-0		0-0-0		4-4-0
0-0-0		0-0-0		0-0-0		NEUTRAL		0-0-0		0-0-0		0-0-0
RPI	S	Opponent	Score	RPI	S	Opponent	Score	RPI	S	Opponent	Score	
						87 H Marist	2 12			163 N UMBC	5 10	
						87 H Marist	3 1			163 N UMBC	6 5	
						87 H Marist	6 1			163 N UMBC	2 3	
										169 A Navy	3 11	
										225 H Coppin St.	5 10	
										225 H Coppin St.	5 1	
										225 H Coppin St.	11 12	
										247 A La Salle	2 12	
										247 H La Salle	4 7	
										258 A Norfolk St.	5 8	
										258 A Norfolk St.	2 7	
										258 A Norfolk St.	0 9	
										269 A N.C. Central	1 4	
										269 A N.C. Central	4 3	
										277 A The Citadel	3 9	
										277 A The Citadel	3 1	
										277 A The Citadel	0 5	
										281 A George Washington	1 18	
										298 A UMES	10 5	
										298 A UMES	9 2	
										298 A UMES	6 2	
LAST 10 GAMES												
						269 A N.C. Central	1 4			225 H Coppin St.	5 10	
						298 A UMES	10 5			225 H Coppin St.	11 12	
						298 A UMES	6 2			225 H Coppin St.	5 1	
						298 A UMES	9 2			281 A George Washington	1 18	
						247 A La Salle	2 12			258 A Norfolk St.	0 9	

Non-Div. I Games:

Delaware St.

Average RPI Win:		225	WON-LOST RECORD		WINNING PCT. RANK		LAST 10 GAMES		STRENGTH OF SCHEDULE		OPP. STRENGTH OF SCHEDULE		TEAM RPI		ADJ RPI		CONF. RPI		ADJ CONF. RPI	
DIV. I ONLY			12-16-0		.42857 189		4-6-0		273		216		269		.412 269		30		30	
DIV. I NON-CONF.			4-9-0		.30769 223		0-2-0		263		107		282		.39999 282		31		31	
TOTALS		RPI 1-25		RPI 26-50		W-L RECORDS		RPI 51-100		RPI 101-150		RPI 150+								
12-16-0		0-1-0		0-0-0		OVERALL		1-0-0		0-2-0		11-13-0								
9-9-0		0-1-0		0-0-0		HOME		0-0-0		0-1-0		9-7-0								
3-7-0		0-0-0		0-0-0		AWAY		1-0-0		0-1-0		2-6-0								
0-0-0		0-0-0		0-0-0		NEUTRAL		0-0-0		0-0-0		0-0-0								
4-9-0		0-1-0		0-0-0		NON-CONFERENCE		1-0-0		0-2-0		3-6-0								
3-6-0		0-1-0		0-0-0		HOME		0-0-0		0-1-0		3-4-0								
1-3-0		0-0-0		0-0-		AWAY		1-0-0		0-1-0		0-2-0								
0-0-0		0-0-0		0-0-0		NEUTRAL		0-0-0		0-0-0		0-0-0								
8-7-0		0-0-0		0-0-0		CONFERENCE		0-0-0		0-0-0		8-7-0								
6-3-0		0-0-0		0-0-0		HOME		0-0-0		0-0-0		6-3-0								
2-4-0		0-0-0		0-0-0		AWAY		0-0-0		0-0-0		2-4-0								
0-0-0		0-0-0		0-0-0		NEUTRAL		0-0-0		0-0-0		0-0-0								
RPI	S	Opponent		Score		RPI	S	Opponent		Score		RPI	S	Opponent		Score				
12	H	NC State		10 11								71	A	Campbell		7 4				
												142	A	High Point		4 6				
												142	H	High Point		1 10				
												177	A	Presbyterian		5 6				
												177	H	Presbyterian		3 9				
												181	H	N.C. A&T		4 7				
												181	H	N.C. A&T		4 3				
												181	H	N.C. A&T		3 10				
												186	H	Lafayette		1 2				
												186	H	Lafayette		9 1				
												186	H	Lafayette		10 16				
												190	H	Canisius		9 0				
												190	H	Canisius		5 2				
												190	H	Canisius		3 8				
												196	A	Appalachian St.		0 13				
												255	A	Bethune-Cookman		15 5				
												255	A	Bethune-Cookman		2 12				
												255	A	Bethune-Cookman		8 7				
												258	H	Norfolk St.		5 4				
												263	A	Savannah St.		3 4				
												263	A	Savannah St.		3 5				
												263	A	Savannah St.		1 4				
												268	H	Delaware St.		3 4				
												268	H	Delaware St.		4 1				
												282	H	Florida A&M		9 8				
												282	H	Florida A&M		8 5				
												282	H	Florida A&M		7 4				
LAST 10 GAMES																				
						255	A	Bethune-Cookman		8 7		282	H	Florida A&M		7 4				
						255	A	Bethune-Cookman		2 12		142	H	High Point		1 10				
						268	H	Delaware St.		4 1		263	A	Savannah St.		3 5				
						282	H	Florida A&M		8 5		263	A	Savannah St.		1 4				
						282	H	Florida A&M		9 8		263	A	Savannah St.		3 4				

Non-Div. I Games:

N.C. Central

Average RPI Win:	252	WON-LOST RECORD	WINNING PCT. RANK	LAST 10 GAMES	STRENGTH OF SCHEDULE	OPP. STRENGTH OF SCHEDULE	TEAM RPI	ADJ RPI	CONF. RPI	ADJ CONF. RPI	
Average RPI Loss:	227										
DIV. I ONLY		5-12-0	.29412 250	4-6-0	167	299	270	.41134 270	23	23	
DIV. I NON-CONF.		2-9-0	.18182 275	1-3-0	202	296	291	.3708 291	25	25	
<hr/>											
TOTALS	RPI 1-25	RPI 26-50		W-L RECORDS		RPI 51-100		RPI 101-150		RPI 150+	
5-12-0	0-0-0	0-0-0		OVERALL		0-0-0		0-3-0		5-9-0	
3-1-0	0-0-0	0-0-0		HOME		0-0-0		0-0-0		3-1-0	
1-5-0	0-0-0	0-0-0		AWAY		0-0-0		0-3-0		1-2-0	
1-6-0	0-0-0	0-0-0		NEUTRAL		0-0-0		0-0-0		1-6-0	
<hr/>											
2-9-0	0-0-0	0-0-0		NON-CONFERENCE		0-0-0		0-3-0		2-6-0	
1-0-0	0-0-0	0-0-0		HOME		0-0-0		0-0-0		1-0-0	
0-3-0	0-0-0	0-0-		AWAY		0-0-0		0-3-0		0-0-0	
1-6-0	0-0-0	0-0-0		NEUTRAL		0-0-0		0-0-0		1-6-0	
<hr/>											
3-3-0	0-0-0	0-0-0		CONFERENCE		0-0-0		0-0-0		3-3-0	
2-1-0	0-0-0	0-0-0		HOME		0-0-0		0-0-0		2-1-0	
1-2-0	0-0-0	0-0-0		AWAY		0-0-0		0-0-0		1-2-0	
0-0-0	0-0-0	0-0-0		NEUTRAL		0-0-0		0-0-0		0-0-0	
<hr/>											
RPI S	Opponent	Score	RPI S	Opponent	Score	RPI S	Opponent	Score	RPI S	Opponent	Score
						150 A Miami (OH) 0 8					
						150 A Miami (OH) 6 7					
						150 A Miami (OH) 10 18					
						220 A Fordham 1 0					
						220 A Fordham 1 8					
						220 A Fordham 2 8					
						232 N Western Mich. 3 8					
						247 H La Salle 3 2					
						247 H La Salle 5 10					
						247 H La Salle 14 5					
						252 H Bucknell 11 5					
						256 N Central Conn. St. 5 9					
						256 N Central Conn. St. 3 4					
						256 N Central Conn. St. 3 17					
						287 N Villanova 3 16					
						294 N Mt. St. Mary's 4 5					
						294 N Mt. St. Mary's 6 2					
<hr/>											
			LAST 10 GAMES								
			247 H La Salle 3 2			220 A Fordham 2 8					
			247 H La Salle 14 5			252 H Bucknell 11 5					
			247 H La Salle 5 10			150 A Miami (OH) 0 8					
			220 A Fordham 1 0			150 A Miami (OH) 6 7					
			220 A Fordham 1 8			150 A Miami (OH) 10 18					

Non-Div. I Games:

St. Bonaventure

Average RPI Win:	233	WON-LOST RECORD	WINNING PCT. RANK	LAST 10 GAMES	STRENGTH OF SCHEDULE	OPP. STRENGTH OF SCHEDULE	TEAM RPI	ADJ RPI	CONF. RPI	ADJ CONF. RPI	
DIV. I ONLY		9-13-0	.40909 204	5-5-0	288	286	271	.41096 271	21	21	
DIV. I NON-CONF.		7-9-0	.4375 176	4-3-0	289	292	265	.41881 265	18	18	
<hr/>											
TOTALS	RPI 1-25		RPI 26-50	W-L RECORDS		RPI 51-100		RPI 101-150		RPI 150+	
9-13-0	0-0-0		0-0-0	OVERALL		0-0-0		0-0-0		9-13-0	
1-2-0	0-0-0		0-0-0	HOME		0-0-0		0-0-0		1-2-0	
6-9-0	0-0-0		0-0-0	AWAY		0-0-0		0-0-0		6-9-0	
2-2-0	0-0-0		0-0-0	NEUTRAL		0-0-0		0-0-0		2-2-0	
7-9-0	0-0-0		0-0-0	NON-CONFERENCE		0-0-0		0-0-0		7-9-0	
0-0-0	0-0-0		0-0-0	HOME		0-0-0		0-0-0		0-0-0	
5-7-0	0-0-0		0-0-	AWAY		0-0-0		0-0-0		5-7-0	
2-2-0	0-0-0		0-0-0	NEUTRAL		0-0-0		0-0-0		2-2-0	
2-4-0	0-0-0		0-0-0	CONFERENCE		0-0-0		0-0-0		2-4-0	
1-2-0	0-0-0		0-0-0	HOME		0-0-0		0-0-0		1-2-0	
1-2-0	0-0-0		0-0-0	AWAY		0-0-0		0-0-0		1-2-0	
0-0-0	0-0-0		0-0-0	NEUTRAL		0-0-0		0-0-0		0-0-0	
RPI S	Opponent	Score	RPI S	Opponent	Score	RPI S	Opponent	Score	RPI S	Opponent	Score

Non-Div. I Games:

Albany (NY)

[illegible]

Non-Div. I Games:

Purdue Fort Wayne

Average RPI Win: 223		WON-LOST	WINNING	LAST 10	STRENGTH OF		OPP. STRENGTH	TEAM	ADJ	CONF.	ADJ CONF.
Average RPI Loss: 199		RECORD	PCT. RANK	GAMES	SCHEDULE		OF SCHEDULE	RPI	RPI	RPI	RPI
DIV. I ONLY		9-14-0	.3913	217	6-4-0		289	184	274	.40788	274
DIV. I NON-CONF.		5-12-0	.29412	232	2-2-0		288	221	288	.38459	288
TOTALS		RPI 1-25	RPI 26-50		W-L RECORDS		RPI 51-100		RPI 101-150		RPI 150+
9-14-0	0-0-0	0-0-0		OVERALL		0-0-0		0-1-0		9-13-0	
6-1-0	0-0-0	0-0-0		HOME		0-0-0		0-0-0		6-1-0	
3-13-0	0-0-0	0-0-0		AWAY		0-0-0		0-1-0		3-12-0	
0-0-0	0-0-0	0-0-0		NEUTRAL		0-0-0		0-0-0		0-0-0	
5-12-0	0-0-0	0-0-0		NON-CONFERENCE		0-0-0		0-1-0		5-11-0	
3-1-0	0-0-0	0-0-0		HOME		0-0-0		0-0-0		3-1-0	
2-11-0	0-0-0	0-0-		AWAY		0-0-0		0-1-0		2-10-0	
0-0-0	0-0-0	0-0-0		NEUTRAL		0-0-0		0-0-0		0-0-0	
4-2-0	0-0-0	0-0-0		CONFERENCE		0-0-0		0-0-0		4-2-0	
3-0-0	0-0-0	0-0-0		HOME		0-0-0		0-0-0		3-0-0	
1-2-0	0-0-0	0-0-0		AWAY		0-0-0		0-0-0		1-2-0	
0-0-0	0-0-0	0-0-0		NEUTRAL		0-0-0		0-0-0		0-0-0	
RPI S	Opponent	Score	RPI S	Opponent	Score	RPI S	Opponent	Score	RPI S	Opponent	Score
									136 A	Purdue	2 9
									188 A	Richmond	2 16
									188 A	Richmond	6 8
									188 A	Richmond	3 4
									194 A	Cincinnati	3 4
									194 A	Cincinnati	3 4
									194 A	Cincinnati	3 4
									195 H	Toledo	9 6
									195 H	Toledo	10 6
									195 H	Toledo	6 5
									209 A	Middle Tenn.	2 3
									209 A	Middle Tenn.	0 7
									209 A	Middle Tenn.	4 3
									210 H	Siena	3 1
									210 H	Siena	7 9
									216 A	Belmont	3 12
									216 A	Belmont	1 0
									216 A	Belmont	2 5
									224 A	Ohio	4 12
									224 A	Ohio	7 3
									224 A	Ohio	2 12
									279 H	Youngstown St.	15 5
									283 H	Oakland	6 3
LAST 10 GAMES											
			210 H	Siena	7 9		224 A	Ohio	4 12		
			216 A	Belmont	1 0		224 A	Ohio	2 12		
			216 A	Belmont	3 12		224 A	Ohio	7 3		
			209 A	Middle Tenn.	2 3		279 H	Youngstown St.	15 5		
			210 H	Siena	3 1		195 H	Toledo	6 5		

Non-Div. I Games:

Bowling Green

Average RPI Win: 259		WON-LOST	WINNING	LAST 10	STRENGTH OF		OPP. STRENGTH	TEAM	ADJ		CONF.	ADJ CONF.	
Average RPI Loss: 147		RECORD	PCT. RANK	GAMES	SCHEDULE		OF SCHEDULE	RPI	RPI		RPI	RPI	
DIV. I ONLY		11-15-0	.42308	195	1-9-0		286	162	275	.40745	275	19	19
DIV. I NON-CONF.		9-5-0	.64286	77	1-0-0		298	152	227	.44631	227	22	22
TOTALS		RPI 1-25	RPI 26-50		W-L RECORDS		RPI 51-100		RPI 101-150		RPI 150+		
11-15-0	0-0-0	0-0-0		OVERALL		0-6-0		0-3-0		11-6-0			
9-4-0	0-0-0	0-0-0		HOME		0-3-0		0-0-0		9-1-0			
2-11-0	0-0-0	0-0-0		AWAY		0-3-0		0-3-0		2-5-0			
0-0-0	0-0-0	0-0-0		NEUTRAL		0-0-0		0-0-0		0-0-0			
9-5-0	0-0-0	0-0-0		NON-CONFERENCE		0-3-0		0-0-0		9-2-0			
7-0-0	0-0-0	0-0-0		HOME		0-0-0		0-0-0		7-0-0			
2-5-0	0-0-0	0-0-		AWAY		0-3-0		0-0-0		2-2-0			
0-0-0	0-0-0	0-0-0		NEUTRAL		0-0-0		0-0-0		0-0-0			
2-10-0	0-0-0	0-0-0		CONFERENCE		0-3-0		0-3-0		2-4-0			
2-4-0	0-0-0	0-0-0		HOME		0-3-0		0-0-0		2-1-0			
0-6-0	0-0-0	0-0-0		AWAY		0-0-0		0-3-0		0-3-0			
0-0-0	0-0-0	0-0-0		NEUTRAL		0-0-0		0-0-0		0-0-0			
RPI	S	Opponent	Score	RPI	S	Opponent	Score	RPI	S	Opponent	Score		
						82 H Eastern Ill.	12 13	145 A Austin Peay		4 10			
						82 H Eastern Ill.	2 13	145 A Austin Peay		0 6			
						82 H Eastern Ill.	5 15	145 A Austin Peay		1 8			
						98 A South Alabama	3 7	187 A Lipscomb		1 4			
						98 A South Alabama	1 8	197 A Jacksonville St.		10 12			
						98 A South Alabama	2 10	197 A Jacksonville St.		7 8			
								197 A Jacksonville St.		3 5			
								209 A Middle Tenn.		4 11			
								226 H Valparaiso		12 8			
								239 H SIUE		12 6			
								239 H SIUE		8 9			
								239 H SIUE		7 6			
								245 H Western Ill.		7 4			
								245 H Western Ill.		8 3			
								245 H Western Ill.		3 2			
								279 H Youngstown St.		8 4			
								279 H Youngstown St.		9 2			
								279 H Youngstown St.		7 2			
								285 A North Ala.		7 6			
								289 A Alabama A&M		23 2			
LAST 10 GAMES													
						239 H SIUE	12 6	245 H Western Ill.		8 3			
						239 H SIUE	7 6	197 A Jacksonville St.		7 8			
						279 H Youngstown St.	8 4	197 A Jacksonville St.		10 12			
						279 H Youngstown St.	9 2	197 A Jacksonville St.		3 5			
						245 H Western Ill.	7 4	82 H Eastern Ill.		5 15			

Non-Div. I Games:

Tennessee Tech

Average RPI Win:	256	WON-LOST RECORD	WINNING PCT. RANK	LAST 10 GAMES	STRENGTH OF SCHEDULE	OPP. STRENGTH OF SCHEDULE	TEAM RPI	ADJ RPI	CONF. RPI	ADJ CONF. RPI		
DIV. I ONLY		10-18-0	.35714 231	6-4-0	248	268	276	.40717 276	31	31		
DIV. I NON-CONF.		2-12-0	.14286 282	0-1-0	173	146	275	.40713 275	30	30		
<hr/>												
TOTALS	RPI 1-25	RPI 26-50		W-L RECORDS		RPI 51-100		RPI 101-150		RPI 150+		
10-18-0	0-0-0	0-3-0		OVERALL		0-3-0		1-3-0		9-9-0		
6-11-0	0-0-0	0-0-0		HOME		0-3-0		1-3-0		5-5-0		
4-7-0	0-0-0	0-3-0		AWAY		0-0-0		0-0-0		4-4-0		
0-0-0	0-0-0	0-0-0		NEUTRAL		0-0-0		0-0-0		0-0-0		
<hr/>												
2-12-0	0-0-0	0-3-0		NON-CONFERENCE		0-3-0		1-3-0		1-3-0		
1-6-0	0-0-0	0-0-0		HOME		0-3-0		1-3-0		0-0-0		
1-6-0	0-0-0	0-0-		AWAY		0-0-0		0-0-0		1-3-0		
0-0-0	0-0-0	0-0-0		NEUTRAL		0-0-0		0-0-0		0-0-0		
<hr/>												
8-6-0	0-0-0	0-0-0		CONFERENCE		0-0-0		0-0-0		8-6-0		
5-5-0	0-0-0	0-0-0		HOME		0-0-0		0-0-0		5-5-0		
3-1-0	0-0-0	0-0-0		AWAY		0-0-0		0-0-0		3-1-0		
0-0-0	0-0-0	0-0-0		NEUTRAL		0-0-0		0-0-0		0-0-0		
<hr/>												
RPI	S	Opponent	Score	RPI	S	Opponent	Score	RPI	S	Opponent	Score	
				28	A	Mississippi St.	4 17	61	H	Boston College	3 7	
				37	A	Miami (FL)	1 8	61	H	Boston College	5 9	
				37	A	Miami (FL)	3 4	61	H	Boston College	2 11	
										118	H Milwaukee	7 5
										118	H Milwaukee	1 3
										118	H Milwaukee	0 2
										149	H New Orleans	2 21
										152	A La.-Monroe	1 10
										250	H Alabama St.	11 4
										250	H Alabama St.	6 7
										250	H Alabama St.	1 9
										254	A Grambling	4 2
										254	H Grambling	10 2
										262	A Mississippi Val.	0 2
										262	A Mississippi Val.	11 1
										262	A Mississippi Val.	13 3
										282	A Florida A&M	11 8
										282	A Florida A&M	6 7
										282	A Florida A&M	5 6
										289	H Alabama A&M	11 6
										289	H Alabama A&M	4 5
										289	H Alabama A&M	0 5
										295	H Alcorn	9 4
										295	H Alcorn	4 18
										295	H Alcorn	13 1
				LAST 10 GAMES								
				118	H	Milwaukee	1 3	152	A	La.-Monroe	1 10	
				61	H	Boston College	5 9	250	H	Alabama St.	6 7	
				295	H	Alcorn	13 1	250	H	Alabama St.	1 9	
				295	H	Alcorn	4 18	250	H	Alabama St.	11 4	
				295	H	Alcorn	9 4	254	H	Grambling	10 2	

Non-Div. I Games:

Tougaloo

13 7

Stillman

12 4

Stillman

6 0

Jackson St.

Average RPI Win: 273		WON-LOST	WINNING	LAST 10	STRENGTH OF		OPP. STRENGTH	TEAM	ADJ	CONF.	ADJ CONF.
Average RPI Loss: 130		RECORD	PCT. RANK	GAMES	SCHEDULE		OF SCHEDULE	RPI	RPI	RPI	RPI
DIV. I ONLY		9-19-0	.32143	239	2-8-0		231	201	277	.40631	277
DIV. I NON-CONF.		7-15-0	.31818	220	0-4-0		163	236	256	.42765	256
TOTALS		RPI 1-25	RPI 26-50		W-L RECORDS		RPI 51-100		RPI 101-150		RPI 150+
9-19-0	0-0-0	0-3-0		OVERALL		0-6-0		0-2-0		9-8-0	
9-9-0	0-0-0	0-0-0		HOME		0-5-0		0-1-0		9-3-0	
0-10-0	0-0-0	0-3-0		AWAY		0-1-0		0-1-0		0-5-0	
0-0-0	0-0-0	0-0-0		NEUTRAL		0-0-0		0-0-0		0-0-0	
7-15-0	0-0-0	0-3-0		NON-CONFERENCE		0-6-0		0-2-0		7-4-0	
7-8-0	0-0-0	0-0-0		HOME		0-5-0		0-1-0		7-2-0	
0-7-0	0-0-0	0-0-		AWAY		0-1-0		0-1-0		0-2-0	
0-0-0	0-0-0	0-0-0		NEUTRAL		0-0-0		0-0-0		0-0-0	
2-4-0	0-0-0	0-0-0		CONFERENCE		0-0-0		0-0-0		2-4-0	
2-1-0	0-0-0	0-0-0		HOME		0-0-0		0-0-0		2-1-0	
0-3-0	0-0-0	0-0-0		AWAY		0-0-0		0-0-0		0-3-0	
0-0-0	0-0-0	0-0-0		NEUTRAL		0-0-0		0-0-0		0-0-0	
RPI S	Opponent	Score		RPI S	Opponent	Score		RPI S	Opponent	Score	
36 A	Indiana St.	1	5	62 A	South Carolina	0	9	115 H	Kent St.	2	11
36 A	Indiana St.	0	8	62 H	South Carolina	9	10	116 A	Col. of Charleston	1	11
36 A	Indiana St.	2	4	70 H	Michigan	1	9	179 A	Furman	6	20
				70 H	Michigan	0	2	179 A	Furman	4	5
				70 H	Michigan	3	6	179 A	Furman	2	7
				74 H	Ga. Southern	2	6	189 A	Winthrop	1	8
								189 H	Winthrop	1	4
								261 A	Charleston So.	5	10
								261 H	Charleston So.	4	3
								261 H	Charleston So.	10	1
								268 H	Delaware St.	1	3
								268 H	Delaware St.	9	3
								268 H	Delaware St.	5	0
								273 H	VMI	3	2
								273 H	VMI	5	9
								273 H	VMI	1	0
								285 H	North Ala.	6	3
								285 H	North Ala.	7	4
								285 H	North Ala.	8	3
LAST 10 GAMES											
179 A	Furman	2	7	273 H	VMI	1	0				
179 A	Furman	6	20	273 H	VMI	5	9				
179 A	Furman	4	5	189 A	Winthrop	1	8				
116 A	Col. of Charleston	1	11	74 H	Ga. Southern	2	6				
273 H	VMI	3	2	36 A	Indiana St.	0	8				

Non-Div. I Games:

The Citadel

Average RPI Win: 219		WON-LOST	WINNING	LAST 10	STRENGTH OF		OPP. STRENGTH	TEAM	ADJ	CONF.	ADJ CONF.
Average RPI Loss: 167		RECORD	PCT. RANK	GAMES	SCHEDULE		OF SCHEDULE	RPI	RPI	RPI	RPI
DIV. I ONLY		7-21-0	.25	268	3-7-0		210	251	278	.40555	278
DIV. I NON-CONF.		7-21-0	.25	249	3-7-0		213	264	277	.40555	277
TOTALS		RPI 1-25	RPI 26-50		W-L RECORDS		RPI 51-100		RPI 101-150		RPI 150+
7-21-0		0-1-0	0-0-0		OVERALL		1-6-0		0-2-0		6-12-0
3-6-0		0-0-0	0-0-0		HOME		0-0-0		0-0-0		3-6-0
2-8-0		0-0-0	0-0-0		AWAY		1-6-0		0-0-0		1-2-0
2-7-0		0-1-0	0-0-0		NEUTRAL		0-0-0		0-2-0		2-4-0
7-21-0		0-1-0	0-0-0		NON-CONFERENCE		1-6-0		0-2-0		6-12-0
3-6-0		0-0-0	0-0-0		HOME		0-0-0		0-0-0		3-6-0
2-8-0		0-0-0	0-0-		AWAY		1-6-0		0-0-0		1-2-0
2-7-0		0-1-0	0-0-0		NEUTRAL		0-0-0		0-2-0		2-4-0
0-0-0		0-0-0	0-0-0		CONFERENCE		0-0-0		0-0-0		0-0-0
0-0-0		0-0-0	0-0-0		HOME		0-0-0		0-0-0		0-0-0
0-0-0		0-0-0	0-0-0		AWAY		0-0-0		0-0-0		0-0-0
0-0-0		0-0-0	0-0-0		NEUTRAL		0-0-0		0-0-0		0-0-0
RPI S	Opponent	Score		RPI S	Opponent	Score		RPI S	Opponent	Score	
16 N	Illinois	3	11					71 A	Campbell	5	9
								71 A	Campbell	4	7
								71 A	Campbell	4	7
								89 A	ETSU	5	3
								89 A	ETSU	1	11
								89 A	ETSU	0	4
								100 A	Wake Forest	3	5
								105 N	Ball St.	4	6
								125 N	Kansas	2	6
								169 H	Navy	3	12
								200 N	Saint Louis	6	7
								212 N	Saint Joseph's	8	4
								218 H	Hartford	2	4
								218 H	Hartford	1	2
								218 H	Hartford	1	14
								225 H	Coppin St.	14	5
								232 N	Western Mich.	1	22
								241 H	Princeton	9	6
								241 H	Princeton	10	6
								241 H	Princeton	0	5
								241 H	Princeton	6	10
								244 N	Sacred Heart	11	0
								244 N	Sacred Heart	5	6
								249 A	Stetson	4	5
								253 A	George Mason	4	7
								281 A	George Washington	14	4
								294 N	Mt. St. Mary's	2	3
				LAST 10 GAMES							
				241 H	Princeton	9	6	218 H	Hartford	2	4
				89 A	ETSU	5	3	218 H	Hartford	1	2
				89 A	ETSU	1	11	218 H	Hartford	1	14
				89 A	ETSU	0	4	253 A	George Mason	4	7
				169 H	Navy	3	12	241 H	Princeton	10	6

Non-Div. I Games:

Georgetown

Average RPI Win: 203		WON-LOST RECORD		WINNING PCT. RANK		LAST 10 GAMES		STRENGTH OF SCHEDULE		OPP. STRENGTH OF SCHEDULE		TEAM RPI		ADJ RPI		CONF. RPI		ADJ CONF. RPI	
DIV. I ONLY		4-23-0		.14815 293		3-7-0		177		271		279		.39906 279		25		25	
DIV. I NON-CONF.		2-16-0		.11111 290		1-2-0		47		279		245		.43816 245		24		24	
TOTALS		RPI 1-25		RPI 26-50		W-L RECORDS		RPI 51-100		RPI 101-150		RPI 150+							
4-23-0		0-1-0		0-3-0		OVERALL		1-5-0		0-5-0		3-9-0							
2-2-0		0-0-0		0-0-0		HOME		0-0-0		0-0-0		2-2-0							
2-21-0		0-1-0		0-3-0		AWAY		1-5-0		0-5-0		1-7-0							
0-0-0		0-0-0		0-0-0		NEUTRAL		0-0-0		0-0-0		0-0-0							
2-16-0		0-1-0		0-3-0		NON-CONFERENCE		0-3-0		0-5-0		2-4-0							
1-0-0		0-0-0		0-0-0		HOME		0-0-0		0-0-0		1-0-0							
1-16-0		0-1-0		0-0-		AWAY		0-3-0		0-5-0		1-4-0							
0-0-0		0-0-0		0-0-0		NEUTRAL		0-0-0		0-0-0		0-0-0							
2-7-0		0-0-0		0-0-0		CONFERENCE		1-2-0		0-0-0		1-5-0							
1-2-0		0-0-0		0-0-0		HOME		0-0-0		0-0-0		1-2-0							
1-5-0		0-0-0		0-0-0		AWAY		1-2-0		0-0-0		0-3-0							
0-0-0		0-0-0		0-0-0		NEUTRAL		0-0-0		0-0-0		0-0-0							
RPI	S	Opponent		Score		RPI	S	Opponent		Score		RPI	S	Opponent		Score			
21	A	West Virginia		1	14	28	A	Mississippi St.		3	14	90	A	Wright St.		10	8		
						28	A	Mississippi St.		2	14	90	A	Wright St.		1	7		
						28	A	Mississippi St.		0	8	90	A	Wright St.		8	18		
												91	A	Florida St.		2	24		
												91	A	Florida St.		2	4		
												91	A	Florida St.		4	7		
														Kent St.		5	10		
														Miami (OH)		3	6		
														Miami (OH)		2	5		
														Miami (OH)		1	9		
														Miami (OH)		1	11		
														Pittsburgh		4	2		
														Pittsburgh		3	2		
														Bowling Green		5	15		
														Tennessee Tech		2	9		
														Tennessee Tech		2	7		
														Tennessee Tech		4	8		
														Oakland		6	5		
														Oakland		0	8		
														Oakland		5	7		
														Northern Ky.		5	13		
														Northern Ky.		6	7		
														Northern Ky.		1	2		
LAST 10 GAMES																			
						283	H	Oakland		0	8	91	A	Florida St.		2	24		
						150	A	Miami (OH)		1	9	28	A	Mississippi St.		2	14		
						150	A	Miami (OH)		2	5	28	A	Mississippi St.		0	8		
						275	A	Tennessee Tech		4	8	90	A	Wright St.		8	18		
						275	A	Tennessee Tech		2	9	90	A	Wright St.		10	8		

Non-Div. I Games:

Youngstown St.

Average RPI Win:	249	WON-LOST RECORD	WINNING PCT. RANK	LAST 10 GAMES	STRENGTH OF SCHEDULE	OPP. STRENGTH OF SCHEDULE	TEAM RPI	ADJ RPI	CONF. RPI	ADJ CONF. RPI	
Average RPI Loss:	164										
DIV. I ONLY	7-18-0	.28	255	3-7-0	270	220	280	.39898	280	22	22
DIV. I NON-CONF.	5-14-0	.26316	247	1-3-0	276	188	286	.3965	286	21	21
<hr/>											
TOTALS	RPI 1-25	RPI 26-50		W-L RECORDS	RPI 51-100		RPI 101-150		RPI 150+		
7-18-0	0-0-0	0-0-0		OVERALL	0-2-0		1-7-0		6-9-0		
2-3-0	0-0-0	0-0-0		HOME	0-0-0		1-3-0		1-0-0		
2-13-0	0-0-0	0-0-0		AWAY	0-2-0		0-4-0		2-7-0		
3-2-0	0-0-0	0-0-0		NEUTRAL	0-0-0		0-0-0		3-2-0		
5-14-0	0-0-0	0-0-0		NON-CONFERENCE	0-2-0		0-5-0		5-7-0		
1-1-0	0-0-0	0-0-0		HOME	0-0-0		0-1-0		1-0-0		
1-11-0	0-0-0	0-0-		AWAY	0-2-0		0-4-0		1-5-0		
3-2-0	0-0-0	0-0-0		NEUTRAL	0-0-0		0-0-0		3-2-0		
2-4-0	0-0-0	0-0-0		CONFERENCE	0-0-0		1-2-0		1-2-0		
1-2-0	0-0-0	0-0-0		HOME	0-0-0		1-2-0		0-0-0		
1-2-0	0-0-0	0-0-0		AWAY	0-0-0		0-0-0		1-2-0		
0-0-0	0-0-0	0-0-0		NEUTRAL	0-0-0		0-0-0		0-0-0		
RPI	S	Opponent	Score	RPI	S	Opponent	Score	RPI	S	Opponent	Score

Non-Div. I Games:

Chicago St.

Average RPI Win:	245	WON-LOST	WINNING	LAST 10	STRENGTH OF	OPP. STRENGTH	TEAM	ADJ	CONF.	ADJ CONF.	
Average RPI Loss:	175	RECORD	PCT. RANK	GAMES	SCHEDULE	OF SCHEDULE	RPI	RPI	RPI	RPI	
DIV. I ONLY	15-12-0	.55556	116	4-6-0	294	204	281	.39889	281	23	23
DIV. I NON-CONF.	13-8-0	.61905	90	2-2-0	297	227	279	.40379	279	25	25
<hr/>											
TOTALS	RPI 1-25	RPI 26-50		W-L RECORDS		RPI 51-100		RPI 101-150		RPI 150+	
15-12-0	0-0-0	0-0-0		OVERALL		0-0-0		1-5-0		14-7-0	
14-9-0	0-0-0	0-0-0		HOME		0-0-0		1-2-0		13-7-0	
1-3-0	0-0-0	0-0-0		AWAY		0-0-0		0-3-0		1-0-0	
0-0-0	0-0-0	0-0-0		NEUTRAL		0-0-0		0-0-0		0-0-0	
13-8-0	0-0-0	0-0-0		NON-CONFERENCE		0-0-0		0-3-0		13-5-0	
12-5-0	0-0-0	0-0-0		HOME		0-0-0		0-0-0		12-5-0	
1-3-0	0-0-0	0-0-		AWAY		0-0-0		0-3-0		1-0-0	
0-0-0	0-0-0	0-0-0		NEUTRAL		0-0-0		0-0-0		0-0-0	
2-4-0	0-0-0	0-0-0		CONFERENCE		0-0-0		1-2-0		1-2-0	
2-4-0	0-0-0	0-0-0		HOME		0-0-0		1-2-0		1-2-0	
0-0-0	0-0-0	0-0-0		AWAY		0-0-0		0-0-0		0-0-0	
0-0-0	0-0-0	0-0-0		NEUTRAL		0-0-0		0-0-0		0-0-0	
RPI	S	Opponent	Score	RPI	S	Opponent	Score	RPI	S	Opponent	Score
								103	A	Tulane	2 3
								103	A	Tulane	6 7
								103	A	Tulane	6 16
								111	H	Rhode Island	1 6
								111	H	Rhode Island	1 19
								111	H	Rhode Island	4 3
								163	H	UMBC	12 14
								199	H	UMass Lowell	1 12
								199	H	UMass Lowell	5 4
								199	H	UMass Lowell	9 6
								212	H	Saint Joseph's	10 4
								212	H	Saint Joseph's	12 18
								212	H	Saint Joseph's	2 4
								225	A	Coppin St.	7 1
								233	H	Manhattan	18 7
								233	H	Manhattan	8 12
								233	H	Manhattan	7 6
								264	H	Towson	13 8
								266	H	Iona	6 2
								266	H	Iona	15 7
								266	H	Iona	2 8
								268	H	Delaware St.	18 1
								278	H	Georgetown	4 14
								298	H	UMES	15 3
								299	H	Saint Peter's	20 0
								299	H	Saint Peter's	7 5
								299	H	Saint Peter's	9 0
LAST 10 GAMES											
								212	H	Saint Joseph's	12 18
								111	H	Rhode Island	4 3
								212	H	Saint Joseph's	10 4
								111	H	Rhode Island	1 19
								225	A	Coppin St.	7 1
								268	H	Delaware St.	18 1
								266	H	Iona	2 8
								212	H	Saint Joseph's	2 4
								163	H	UMBC	12 14
								111	H	Rhode Island	1 6

Non-Div. I Games:

George Washington

Average RPI Win: 245		WON-LOST	WINNING	LAST 10	STRENGTH OF		OPP. STRENGTH	TEAM	ADJ		CONF.	ADJ CONF.	
Average RPI Loss: 203		RECORD	PCT. RANK	GAMES	SCHEDULE		OF SCHEDULE	RPI	RPI		RPI	RPI	
DIV. I ONLY		11-19-0	.36667	228	5-5-0		268	242	282	.39827	282	30	30
DIV. I NON-CONF.		7-14-0	.33333	216	2-2-0		251	249	284	.39776	284	31	31
TOTALS		RPI 1-25	RPI 26-50		W-L RECORDS		RPI 51-100		RPI 101-150		RPI 150+		
11-19-0	0-0-0	0-1-0		OVERALL		0-2-0		0-0-0		11-16-0			
9-7-0	0-0-0	0-1-0		HOME		0-1-0		0-0-0		9-5-0			
2-9-0	0-0-0	0-0-0		AWAY		0-1-0		0-0-0		2-8-0			
0-3-0	0-0-0	0-0-0		NEUTRAL		0-0-0		0-0-0		0-3-0			
7-14-0	0-0-0	0-1-0		NON-CONFERENCE		0-2-0		0-0-0		7-11-0			
6-7-0	0-0-0	0-1-0		HOME		0-1-0		0-0-0		6-5-0			
1-4-0	0-0-0	0-0-		AWAY		0-1-0		0-0-0		1-3-0			
0-3-0	0-0-0	0-0-0		NEUTRAL		0-0-0		0-0-0		0-3-0			
4-5-0	0-0-0	0-0-0		CONFERENCE		0-0-0		0-0-0		4-5-0			
3-0-0	0-0-0	0-0-0		HOME		0-0-0		0-0-0		3-0-0			
1-5-0	0-0-0	0-0-0		AWAY		0-0-0		0-0-0		1-5-0			
0-0-0	0-0-0	0-0-0		NEUTRAL		0-0-0		0-0-0		0-0-0			
RPI	S	Opponent	Score	RPI	S	Opponent	Score	RPI	S	Opponent	Score		
				27	H	Missouri	3 5	63	A	Jacksonville	9 10		
								63	H	Jacksonville	2 5		
										156	A Mercer	3 16	
										156	A Mercer	1 5	
										156	H Mercer	6 7	
										162	H Wofford	11 14	
										162	H Wofford	9 4	
										162	H Wofford	2 1	
										180	A FIU	3 2	
										180	A FIU	6 8	
										207	N Southern U.	3 6	
										215	N Eastern Ky.	2 11	
										255	A Bethune-Cookman	6 7	
										255	A Bethune-Cookman	6 3	
										255	A Bethune-Cookman	1 7	
										263	H Savannah St.	10 0	
										263	H Savannah St.	6 3	
										263	H Savannah St.	8 6	
										269	A N.C. Central	8 9	
										269	A N.C. Central	4 7	
										269	A N.C. Central	5 8	
										276	H Jackson St.	8 11	
										276	H Jackson St.	7 6	
										276	H Jackson St.	6 5	
										286	N Ark.-Pine Bluff	1 11	
										295	H Alcorn	4 5	
										295	H Alcorn	8 7	
										295	H Alcorn	7 8	
										295	H Alcorn	11 7	
LAST 10 GAMES													
				295	H	Alcorn	7 8	162	H	Wofford	9 4		
				269	A	N.C. Central	5 8	162	H	Wofford	11 14	295	H Alcorn
				269	A	N.C. Central	8 9	162	H	Wofford	2 1	295	H Alcorn
				269	A	N.C. Central	4 7	263	H	Savannah St.	10 0	295	H Alcorn
				63	H	Jacksonville	2 5	263	H	Savannah St.	6 3	295	H Alcorn

Non-Div. I Games:

Florida A&M

[illegible]

Non-Div. I Games:

Oakland

Average RPI Win:	216	WON-LOST	WINNING	LAST 10	STRENGTH OF	OPP. STRENGTH	TEAM	ADJ	CONF.	ADJ CONF.		
Average RPI Loss:	185	RECORD	PCT. RANK	GAMES	SCHEDULE	OF SCHEDULE	RPI	RPI	RPI	RPI		
DIV. I ONLY		6-18-0	.25	268	4-6-0	282	198	284	.39571	284	28	28
DIV. I NON-CONF.		4-13-0	.23529	258	2-1-0	275	174	274	.40865	274	27	27
<hr/>												
TOTALS	RPI 1-25	RPI 26-50		W-L RECORDS		RPI 51-100		RPI 101-150		RPI 150+		
6-18-0	0-0-0	0-1-0		OVERALL		0-0-0		1-4-0		5-13-0		
0-4-0	0-0-0	0-0-0		HOME		0-0-0		0-0-0		0-4-0		
6-13-0	0-0-0	0-1-0		AWAY		0-0-0		1-3-0		5-9-0		
0-1-0	0-0-0	0-0-0		NEUTRAL		0-0-0		0-1-0		0-0-0		
<hr/>												
4-13-0	0-0-0	0-1-0		NON-CONFERENCE		0-0-0		1-4-0		3-8-0		
0-0-0	0-0-0	0-0-0		HOME		0-0-0		0-0-0		0-0-0		
4-12-0	0-0-0	0-0-		AWAY		0-0-0		1-3-0		3-8-0		
0-1-0	0-0-0	0-0-0		NEUTRAL		0-0-0		0-1-0		0-0-0		
<hr/>												
2-5-0	0-0-0	0-0-0		CONFERENCE		0-0-0		0-0-0		2-5-0		
0-4-0	0-0-0	0-0-0		HOME		0-0-0		0-0-0		0-4-0		
2-1-0	0-0-0	0-0-0		AWAY		0-0-0		0-0-0		2-1-0		
0-0-0	0-0-0	0-0-0		NEUTRAL		0-0-0		0-0-0		0-0-0		
<hr/>												
RPI	S	Opponent	Score	RPI	S	Opponent	Score	RPI	S	Opponent	Score	
				40	A	BYU	5 11					
								126	N	Utah	6	10
								129	A	New Mexico	3	5
								129	A	New Mexico	4	7
								129	A	New Mexico	3	13
								129	A	New Mexico	5	3
								181	A	N.C. A&T	3	4
								181	A	N.C. A&T	0	6
								181	A	N.C. A&T	2	6
								190	H	Canisius	0	9
								192	H	Quinnipiac	2	7
								192	H	Quinnipiac	1	3
								192	H	Quinnipiac	1	7
								194	A	Cincinnati	2	1
								194	A	Cincinnati	0	5
								194	A	Cincinnati	8	7
								252	A	Bucknell	1	14
								252	A	Bucknell	1	7
								252	A	Bucknell	1	13
								259	A	Rider	12	9
								259	A	Rider	5	13
								259	A	Rider	1	0
				LAST 10 GAMES								
				192	H	Quinnipiac	1 3	252	A	Bucknell	1 13	
				192	H	Quinnipiac	2 7	252	A	Bucknell	1 7	
				192	H	Quinnipiac	1 7	181	A	N.C. A&T	0 6	
				190	H	Canisius	0 9	129	A	New Mexico	3 5	
				40	A	BYU	5 11	259	A	Rider	1 0	

Non-Div. I Games:

Niagara

Average RPI Win:	229	WON-LOST RECORD	WINNING PCT. RANK	LAST 10 GAMES	STRENGTH OF SCHEDULE	OPP. STRENGTH OF SCHEDULE	TEAM RPI	ADJ RPI	CONF. RPI	ADJ CONF. RPI							
Average RPI Loss:	197																
DIV. I ONLY	5-21-0	.19231	283	2-8-0	227	254	285	.39431	285	17	17						
DIV. I NON-CONF.	4-16-0	.2	270	1-3-0	224	246	276	.40639	276	19	19						
<hr/>																	
TOTALS	RPI 1-25	RPI 26-50		W-L RECORDS	RPI 51-100		RPI 101-150		RPI 150+								
5-21-0	0-0-0	0-0-0		OVERALL	0-2-0		0-3-0		5-16-0								
2-3-0	0-0-0	0-0-0		HOME	0-0-0		0-0-0		2-3-0								
2-16-0	0-0-0	0-0-0		AWAY	0-2-0		0-3-0		2-11-0								
1-2-0	0-0-0	0-0-0		NEUTRAL	0-0-0		0-0-0		1-2-0								
<hr/>																	
4-16-0	0-0-0	0-0-0		NON-CONFERENCE	0-2-0		0-3-0		4-11-0								
1-1-0	0-0-0	0-0-0		HOME	0-0-0		0-0-0		1-1-0								
2-13-0	0-0-0	0-0-		AWAY	0-2-0		0-3-0		2-8-0								
1-2-0	0-0-0	0-0-0		NEUTRAL	0-0-0		0-0-0		1-2-0								
<hr/>																	
1-5-0	0-0-0	0-0-0		CONFERENCE	0-0-0		0-0-0		1-5-0								
1-2-0	0-0-0	0-0-0		HOME	0-0-0		0-0-0		1-2-0								
0-3-0	0-0-0	0-0-0		AWAY	0-0-0		0-0-0		0-3-0								
0-0-0	0-0-0	0-0-0		NEUTRAL	0-0-0		0-0-0		0-0-0								
<hr/>																	
RPI S	Opponent	Score	RPI S	Opponent	Score	RPI S	Opponent	Score	RPI S	Opponent	Score						
						55 A	Alabama	1	4	135 A	Troy	0	5				
						55 A	Alabama	0	8	135 A	Troy	1	3				
						135 A	Troy	2	6	178 A	Davidson	1	13				
						178 A	Davidson	2	5	178 A	Davidson	4	8				
						197 A	Jacksonville St.	2	1	197 A	Jacksonville St.	1	14				
						197 A	Jacksonville St.	10	12	208 N	UT Martin	0	1				
						208 N	UT Martin	0	1	208 N	UT Martin	7	6				
						228 A	Kennesaw St.	6	7	228 A	Kennesaw St.	3	8				
						228 A	Kennesaw St.	1	3	242 H	Butler	8	5				
						249 H	Stetson	6	2	249 H	Stetson	1	12				
						249 H	Stetson	8	13	250 A	Alabama St.	8	1				
						275 H	Tennessee Tech	6	7	277 A	The Citadel	3	6				
						277 A	The Citadel	4	7	277 A	The Citadel	3	8				
						LAST 10 GAMES											
						135 A	Troy	2	6	249 H	Stetson	6	2				
						135 A	Troy	1	3	249 H	Stetson	8	13				
						208 N	UT Martin	7	6	249 H	Stetson	1	12				
						197 A	Jacksonville St.	2	1	250 A	Alabama St.	8	1				
						197 A	Jacksonville St.	10	12	228 A	Kennesaw St.	3	8				

Non-Div. I Games:

North Ala.

Average RPI Win:	277	WON-LOST RECORD	WINNING PCT. RANK	LAST 10 GAMES	STRENGTH OF SCHEDULE	OPP. STRENGTH OF SCHEDULE	TEAM RPI	ADJ RPI	CONF. RPI	ADJ CONF. RPI		
DIV. I ONLY		5-22-0	.18519	286	3-7-0	254	267	286	.38414	286	31	31
DIV. I NON-CONF.		1-9-0	.1	291	0-3-0	66	114	238	.44188	238	30	30
<hr/>												
TOTALS	RPI 1-25	RPI 26-50		W-L RECORDS		RPI 51-100		RPI 101-150		RPI 150+		
5-22-0	0-0-0	0-4-0		OVERALL		0-1-0		0-0-0		5-17-0		
1-2-0	0-0-0	0-0-0		HOME		0-0-0		0-0-0		1-2-0		
3-18-0	0-0-0	0-4-0		AWAY		0-1-0		0-0-0		3-13-0		
1-2-0	0-0-0	0-0-0		NEUTRAL		0-0-0		0-0-0		1-2-0		
1-9-0	0-0-0	0-4-0		NON-CONFERENCE		0-1-0		0-0-0		1-4-0		
0-0-0	0-0-0	0-0-0		HOME		0-0-0		0-0-0		0-0-0		
0-9-0	0-0-0	0-0-		AWAY		0-1-0		0-0-0		0-4-0		
1-0-0	0-0-0	0-0-0		NEUTRAL		0-0-0		0-0-0		1-0-0		
4-13-0	0-0-0	0-0-0		CONFERENCE		0-0-0		0-0-0		4-13-0		
1-2-0	0-0-0	0-0-0		HOME		0-0-0		0-0-0		1-2-0		
3-9-0	0-0-0	0-0-0		AWAY		0-0-0		0-0-0		3-9-0		
0-2-0	0-0-0	0-0-0		NEUTRAL		0-0-0		0-0-0		0-2-0		
RPI	S	Opponent	Score	RPI	S	Opponent	Score	RPI	S	Opponent	Score	
26	A	Oklahoma	0 8	59	A	UT Arlington	2 10	170	A	Abilene Christian	4 5	
28	A	Mississippi St.	1 14					170	A	Abilene Christian	7 9	
30	A	Ole Miss	2 12					170	A	Abilene Christian	7 16	
30	A	Ole Miss	0 25					202	A	Central Ark.	1 8	
								207	A	Southern U.	13 16	
								207	A	Southern U.	4 9	
								207	A	Southern U.	4 16	
								229	H	Texas Southern	14 2	
								229	H	Texas Southern	6 9	
								229	H	Texas Southern	3 6	
								250	N	Alabama St.	12 23	
								254	A	Grambling	0 11	
								254	A	Grambling	4 5	
								254	A	Grambling	1 4	
								282	N	Florida A&M	11 1	
								289	A	Alabama A&M	7 3	
								289	A	Alabama A&M	2 6	
								289	A	Alabama A&M	13 12	
								295	N	Alcorn	9 10	
								297	A	Prairie View	2 9	
								297	A	Prairie View	17 2	
								297	A	Prairie View	7 9	
LAST 10 GAMES												
30	A	Ole Miss	0 25	229	H	Texas Southern	3 6					
207	A	Southern U.	4 9	202	A	Central Ark.	1 8					
207	A	Southern U.	4 16	289	A	Alabama A&M	2 6					
229	H	Texas Southern	6 9	289	A	Alabama A&M	13 12					
229	H	Texas Southern	14 2	289	A	Alabama A&M	7 3					

Non-Div. I Games:

Ark.-Pine Bluff

Average RPI Win:	206	WON-LOST RECORD	WINNING PCT. RANK	LAST 10 GAMES		STRENGTH OF SCHEDULE	OPP. STRENGTH OF SCHEDULE	TEAM RPI	ADJ RPI	CONF. RPI	ADJ CONF. RPI
Average RPI Loss:	207										
DIV. I ONLY		6-19-0	.24 273	3-7-0		230	281	287	.38381 287	15	15
DIV. I NON-CONF.		6-19-0	.24 256	3-7-0		230	284	289	.38381 289	15	15
<hr/>											
TOTALS	RPI 1-25		RPI 26-50	W-L RECORDS		RPI 51-100			RPI 101-150		RPI 150+
6-19-0	0-0-0		0-0-0	OVERALL		0-0-0			1-4-0		5-15-0
3-6-0	0-0-0		0-0-0	HOME		0-0-0			1-0-0		2-6-0
0-5-0	0-0-0		0-0-0	AWAY		0-0-0			0-3-0		0-2-0
3-8-0	0-0-0		0-0-0	NEUTRAL		0-0-0			0-1-0		3-7-0
6-19-0	0-0-0		0-0-0	NON-CONFERENCE		0-0-0			1-4-0		5-15-0
3-6-0	0-0-0		0-0-0	HOME		0-0-0			1-0-0		2-6-0
0-5-0	0-0-0		0-0-	AWAY		0-0-0			0-3-0		0-2-0
3-8-0	0-0-0		0-0-0	NEUTRAL		0-0-0			0-1-0		3-7-0
0-0-0	0-0-0		0-0-0	CONFERENCE		0-0-0			0-0-0		0-0-0
0-0-0	0-0-0		0-0-0	HOME		0-0-0			0-0-0		0-0-0
0-0-0	0-0-0		0-0-0	AWAY		0-0-0			0-0-0		0-0-0
0-0-0	0-0-0		0-0-0	NEUTRAL		0-0-0			0-0-0		0-0-0
RPI	S	Opponent	Score	RPI	S	Opponent	Score	RPI	S	Opponent	Score
								108	A	Virginia	2 7
								108	A	Virginia	3 7
								108	A	Virginia	2 10
								118	N	Milwaukee	4 7
								147	H	Penn	5 4
								154	N	Northeastern	5 2
								169	H	Navy	3 14
								169	H	Navy	1 5
								173	N	Central Mich.	1 9
								173	N	Central Mich.	13 7
								212	A	Saint Joseph's	0 4
								219	N	Pittsburgh	2 7
								232	N	Western Mich.	2 11
								235	H	LIU Brooklyn	0 3
								235	H	LIU Brooklyn	3 11
								235	H	LIU Brooklyn	1 4
								247	A	La Salle	7 8
								247	H	La Salle	8 6
								247	H	La Salle	1 0
								252	H	Bucknell	5 10
								253	N	George Mason	5 12
				LAST 10 GAMES				270	N	St. Bonaventure	16 3
				252	H	Bucknell	5 10	235	H	LIU Brooklyn	3 11
				108	A	Virginia	2 7	212	A	Saint Joseph's	0 4
				147	H	Penn	5 4	247	H	La Salle	1 0
				235	H	LIU Brooklyn	1 4	247	A	La Salle	7 8
				235	H	LIU Brooklyn	0 3	247	H	La Salle	8 6
								280	N	Chicago St.	9 13
								280	N	Chicago St.	11 12
								294	N	Mt. St. Mary's	16 19

Non-Div. I Games:

Villanova

Average RPI Win:	268	WON-LOST RECORD	WINNING PCT. RANK	LAST 10 GAMES	STRENGTH OF SCHEDULE	OPP. STRENGTH OF SCHEDULE	TEAM RPI	ADJ RPI	CONF. RPI	ADJ CONF. RPI		
DIV. I ONLY		10-15-0	.4	209	3-7-0	298	208	288	.37961	288	27	27
DIV. I NON-CONF.		8-10-0	.44444	172	1-2-0	294	258	269	.41296	269	28	28
<hr/>												
TOTALS	RPI 1-25	RPI 26-50		W-L RECORDS		RPI 51-100		RPI 101-150		RPI 150+		
10-15-0	0-0-0	0-0-0		OVERALL		0-3-0		0-1-0		10-11-0		
2-4-0	0-0-0	0-0-0		HOME		0-0-0		0-1-0		2-3-0		
5-10-0	0-0-0	0-0-0		AWAY		0-3-0		0-0-0		5-7-0		
3-1-0	0-0-0	0-0-0		NEUTRAL		0-0-0		0-0-0		3-1-0		
<hr/>												
8-10-0	0-0-0	0-0-0		NON-CONFERENCE		0-3-0		0-1-0		8-6-0		
1-1-0	0-0-0	0-0-0		HOME		0-0-0		0-1-0		1-0-0		
4-8-0	0-0-0	0-0-		AWAY		0-3-0		0-0-0		4-5-0		
3-1-0	0-0-0	0-0-0		NEUTRAL		0-0-0		0-0-0		3-1-0		
<hr/>												
2-5-0	0-0-0	0-0-0		CONFERENCE		0-0-0		0-0-0		2-5-0		
1-3-0	0-0-0	0-0-0		HOME		0-0-0		0-0-0		1-3-0		
1-2-0	0-0-0	0-0-0		AWAY		0-0-0		0-0-0		1-2-0		
0-0-0	0-0-0	0-0-0		NEUTRAL		0-0-0		0-0-0		0-0-0		
<hr/>												
RPI	S	Opponent	Score	RPI	S	Opponent	Score	RPI	S	Opponent	Score	
				88 A Duke 0 7				147 H Penn 2 13				
				88 A Duke 3 4				172 A James Madison 1 10				
				88 A Duke 1 8				172 A James Madison 6 7				
								186 H Lafayette 9 10				
								186 H Lafayette 16 9				
								186 H Lafayette 1 4				
								186 H Lafayette 2 14				
								231 N Monmouth 8 2				
								236 A Holy Cross 1 4				
								236 A Holy Cross 5 3				
								236 A Holy Cross 4 5				
								243 A Delaware 11 12				
								273 A VMI 15 13				
								273 A VMI 1 0				
								273 A VMI 1 11				
				294 N Mt. St. Mary's 9 4								
				294 N Mt. St. Mary's 10 5								
				294 N Mt. St. Mary's 6 8								
				296 A Fairleigh Dickinson 20 6								
				298 A UMES 1 5								
				298 A UMES 13 1								
				299 H Saint Peter's 13 5								
<hr/>												
LAST 10 GAMES												
186 H Lafayette 9 10				236 A Holy Cross 5 3								
236 A Holy Cross 1 4				299 H Saint Peter's 13 5								
186 H Lafayette 16 9				243 A Delaware 11 12								
294 N Mt. St. Mary's 9 4				186 H Lafayette 2 14								
236 A Holy Cross 4 5				186 H Lafayette 1 4								

Non-Div. I Games:	Lynchburg	10	9
--------------------------	------------------	-----------	----------

Lehigh

Average RPI Win:		261	WON-LOST RECORD		WINNING PCT. RANK		LAST 10 GAMES		STRENGTH OF SCHEDULE		OPP. STRENGTH OF SCHEDULE		TEAM RPI		ADJ RPI		CONF. RPI		ADJ CONF. RPI	
DIV. I ONLY			12-20-0		.375 225		7-3-0		293		243		289		.3796 289		31		31	
DIV. I NON-CONF.			3-14-0		.17647 277		3-1-0		287		120		296		.36164 296		30		30	
TOTALS		RPI 1-25		RPI 26-50		W-L RECORDS		RPI 51-100		RPI 101-150		RPI 150+								
12-20-0		0-2-0		0-1-0		OVERALL		0-0-0		0-0-0		12-17-0								
6-10-0		0-0-0		0-0-0		HOME		0-0-0		0-0-0		6-10-0								
6-10-0		0-2-0		0-1-0		AWAY		0-0-0		0-0-0		6-7-0								
0-0-0		0-0-0		0-0-0		NEUTRAL		0-0-0		0-0-0		0-0-0								
3-14-0		0-2-0		0-1-0		NON-CONFERENCE		0-0-0		0-0-0		3-11-0								
0-7-0		0-0-0		0-0-0		HOME		0-0-0		0-0-0		0-7-0								
3-7-0		0-2-0		0-0-		AWAY		0-0-0		0-0-0		3-4-0								
0-0-0		0-0-0		0-0-0		NEUTRAL		0-0-0		0-0-0		0-0-0								
9-6-0		0-0-0		0-0-0		CONFERENCE		0-0-0		0-0-0		9-6-0								
6-3-0		0-0-0		0-0-0		HOME		0-0-0		0-0-0		6-3-0								
3-3-0		0-0-0		0-0-0		AWAY		0-0-0		0-0-0		3-3-0								
0-0-0		0-0-0		0-0-0		NEUTRAL		0-0-0		0-0-0		0-0-0								
RPI	S	Opponent		Score		RPI	S	Opponent		Score		RPI	S	Opponent		Score				
4	A	Auburn		2	10	27	A	Missouri		5	13	156	A	Mercer		1	10			
4	A	Auburn		1	10							156	A	Mercer		7	8			
												156	A	Mercer		0	21			
												160	A	UAB		16	8			
												208	A	UT Martin		3	8			
												208	H	UT Martin		3	12			
												242	H	Butler		1	6			
												250	A	Alabama St.		1	11			
												250	A	Alabama St.		5	4			
												250	A	Alabama St.		5	6			
												255	A	Bethune-Cookman		8	2			
												255	A	Bethune-Cookman		7	4			
												262	H	Mississippi Val.		6	2			
												262	H	Mississippi Val.		11	6			
												262	H	Mississippi Val.		6	0			
												272	H	Purdue Fort Wayne		4	5			
												272	H	Purdue Fort Wayne		2	10			
												272	H	Purdue Fort Wayne		5	6			
												272	H	Purdue Fort Wayne		8	9			
												275	H	Tennessee Tech		2	23			
												276	A	Jackson St.		5	0			
												276	A	Jackson St.		5	4			
												276	A	Jackson St.		6	11			
												286	H	Ark.-Pine Bluff		6	2			
												286	H	Ark.-Pine Bluff		12	13			
												286	H	Ark.-Pine Bluff		3	7			
												295	H	Alcorn		7	5			
LAST 10 GAMES																				
				272	H	Purdue Fort Wayne		4	5	255	A	Bethune-Cookman		8	2	276	A	Jackson St.		
				262	H	Mississippi Val.		11	6	286	H	Ark.-Pine Bluff		6	2	286	H	Ark.-Pine Bluff		
				262	H	Mississippi Val.		6	2	286	H	Ark.-Pine Bluff		12	13	286	H	Ark.-Pine Bluff		
				262	H	Mississippi Val.		6	0	286	H	Ark.-Pine Bluff		3	7	286	H	Ark.-Pine Bluff		
				255	A	Bethune-Cookman		7	4	160	A	UAB		16	8	295	H	Alcorn		

Non-Div. I Games:

Alabama A&M

RPI	S	Opponent	Score	
295	H	Alcorn	1	4
295	H	Alcorn	11	2

Alabama A&M

A
l
a
b
a
m
a
A
&
M

A
l
a
b
a
m
a
A
&
M

Average RPI Win:	214	WON-LOST RECORD	WINNING PCT. RANK	LAST 10 GAMES	STRENGTH OF SCHEDULE	OPP. STRENGTH OF SCHEDULE	TEAM RPI	ADJ RPI	CONF. RPI	ADJ CONF. RPI	
Average RPI Loss:	162										
DIV. I ONLY	4-21-0	.16	291	1-9-0	208	253	290	.37817	290	6	6
DIV. I NON-CONF.	4-15-0	.21053	266	1-3-0	249	282	292	.36848	292	8	8
<hr/>											
TOTALS	RPI 1-25	RPI 26-50		W-L RECORDS	RPI 51-100		RPI 101-150		RPI 150+		
4-21-0	0-0-0	0-0-0		OVERALL	0-3-0		0-6-0		4-12-0		
3-12-0	0-0-0	0-0-0		HOME	0-0-0		0-6-0		3-6-0		
1-9-0	0-0-0	0-0-0		AWAY	0-3-0		0-0-0		1-6-0		
0-0-0	0-0-0	0-0-0		NEUTRAL	0-0-0		0-0-0		0-0-0		
4-15-0	0-0-0	0-0-0		NON-CONFERENCE	0-0-0		0-3-0		4-12-0		
3-9-0	0-0-0	0-0-0		HOME	0-0-0		0-3-0		3-6-0		
1-6-0	0-0-0	0-0-		AWAY	0-0-0		0-0-0		1-6-0		
0-0-0	0-0-0	0-0-0		NEUTRAL	0-0-0		0-0-0		0-0-0		
0-6-0	0-0-0	0-0-0		CONFERENCE	0-3-0		0-3-0		0-0-0		
0-3-0	0-0-0	0-0-0		HOME	0-0-0		0-3-0		0-0-0		
0-3-0	0-0-0	0-0-0		AWAY	0-3-0		0-0-0		0-0-0		
0-0-0	0-0-0	0-0-0		NEUTRAL	0-0-0		0-0-0		0-0-0		
RPI	S	Opponent	Score	RPI	S	Opponent	Score	RPI	S	Opponent	Score
						67 A Loyola Marymount	1 2	102 H San Francisco		0 10	
						67 A Loyola Marymount	3 7	102 H San Francisco		4 6	
						67 A Loyola Marymount	5 6	102 H San Francisco		1 4	
								133 H San Jose St.		10 20	
								133 H San Jose St.		3 4	
								133 H San Jose St.		5 8	
								193 H Washington St.		3 1	
								193 H Washington St.		6 10	
								193 H Washington St.		0 10	
								193 H Washington St.		4 2	
								206 A CSUN		8 14	
								206 A CSUN		0 2	
								206 A CSUN		2 7	
								211 A CSU Bakersfield		2 4	
								211 A CSU Bakersfield		4 8	
								211 A CSU Bakersfield		1 3	
								211 A CSU Bakersfield		3 1	
								217 H Omaha		0 2	
								217 H Omaha		4 7	
								217 H Omaha		0 2	
								217 H Omaha		2 4	
								257 H UC Davis		9 0	
				LAST 10 GAMES							
				217 H Omaha	4 7	102 H San Francisco	4 6				
				133 H San Jose St.	5 8	102 H San Francisco	0 10				
				133 H San Jose St.	3 4	257 H UC Davis	9 0				
				211 A CSU Bakersfield	4 8	206 A CSUN	2 7				
				102 H San Francisco	1 4	206 A CSUN	0 2				

Non-Div. I Games:

Santa Clara

Average RPI Win: 279		WON-LOST RECORD		WINNING PCT. RANK		LAST 10 GAMES		STRENGTH OF SCHEDULE		OPP. STRENGTH OF SCHEDULE		TEAM RPI		ADJ RPI		CONF. RPI		ADJ CONF. RPI	
DIV. I ONLY		5-20-0		.2 281		2-8-0		247		231		291		.37715 291		25		25	
DIV. I NON-CONF.		1-15-0		.0625 294		0-3-0		107		232		273		.4087 273		24		24	
TOTALS		RPI 1-25		RPI 26-50		W-L RECORDS		RPI 51-100		RPI 101-150		RPI 150+							
5-20-0		0-1-0		0-0-0		OVERALL		0-4-0		0-4-0		5-11-0							
4-7-0		0-0-0		0-0-0		HOME		0-0-0		0-4-0		4-3-0							
1-11-0		0-1-0		0-0-0		AWAY		0-4-0		0-0-0		1-6-0							
0-2-0		0-0-0		0-0-0		NEUTRAL		0-0-0		0-0-0		0-2-0							
1-15-0		0-1-0		0-0-0		NON-CONFERENCE		0-4-0		0-1-0		1-9-0							
0-2-0		0-0-0		0-0-0		HOME		0-0-0		0-1-0		0-1-0							
1-11-0		0-1-0		0-0-		AWAY		0-4-0		0-0-0		1-6-0							
0-2-0		0-0-0		0-0-0		NEUTRAL		0-0-0		0-0-0		0-2-0							
4-5-0		0-0-0		0-0-0		CONFERENCE		0-0-0		0-3-0		4-2-0							
4-5-0		0-0-0		0-0-0		HOME		0-0-0		0-3-0		4-2-0							
0-0-0		0-0-0		0-0-0		AWAY		0-0-0		0-0-0		0-0-0							
0-0-0		0-0-0		0-0-0		NEUTRAL		0-0-0		0-0-0		0-0-0							
RPI	S	Opponent		Score		RPI	S	Opponent		Score		RPI	S	Opponent		Score			
7	A	Tennessee		0 18						55	A	Alabama	1	15	118	H	Milwaukee	12	15
										55	A	Alabama	1	10	118	H	Milwaukee	2	6
										55	A	Alabama	4	9	118	H	Milwaukee	3	5
										64	A	Kentucky	4	5	150	H	Miami (OH)	1	16
															153	A	Ohio St.	8	10
															170	A	Western Ky.	4	5
															170	A	Western Ky.	2	19
															170	A	Western Ky.	6	9
															181	N	N.C. A&T	0	3
															181	N	N.C. A&T	3	4
															194	A	Cincinnati	6	14
															242	H	Butler	2	9
															273	A	VMI	3	8
															273	A	VMI	7	6
															279	H	Youngstown St.	2	1
															279	H	Youngstown St.	13	5
															279	H	Youngstown St.	7	6
															283	H	Oakland	5	8
															283	H	Oakland	3	2
															283	H	Oakland	0	4
LAST 10 GAMES																			
194	A	Cincinnati		6	14	283	H	Oakland		5	8								
273	A	VMI		7	6	242	H	Butler		2	9								
273	A	VMI		3	8	118	H	Milwaukee		2	6								
283	H	Oakland		0	4	118	H	Milwaukee		3	5								
283	H	Oakland		3	2	118	H	Milwaukee		12	15								

Non-Div. I Games:

Northern Ky.

Average RPI Win: 257		WON-LOST	WINNING	LAST 10	STRENGTH OF		OPP. STRENGTH	TEAM	ADJ	CONF.	ADJ CONF.
Average RPI Loss: 130		RECORD	PCT. RANK	GAMES	SCHEDULE		OF SCHEDULE	RPI	RPI	RPI	RPI
DIV. I ONLY		4-17-0	.19048	284	3-7-0		253	195	292	.3748	292
DIV. I NON-CONF.		2-13-0	.13333	287	0-4-0		256	153	293	.36488	294
TOTALS		RPI 1-25	RPI 26-50		W-L RECORDS		RPI 51-100		RPI 101-150		RPI 150+
4-17-0	0-0-0	0-3-0		OVERALL		0-6-0		0-3-0		4-5-0	
4-2-0	0-0-0	0-0-0		HOME		0-0-0		0-0-0		4-2-0	
0-12-0	0-0-0	0-0-0		AWAY		0-6-0		0-3-0		0-3-0	
0-3-0	0-0-0	0-3-0		NEUTRAL		0-0-0		0-0-0		0-0-0	
2-13-0	0-0-0	0-3-0		NON-CONFERENCE		0-6-0		0-0-0		2-4-0	
2-1-0	0-0-0	0-0-0		HOME		0-0-0		0-0-0		2-1-0	
0-9-0	0-0-0	0-0-		AWAY		0-6-0		0-0-0		0-3-0	
0-3-0	0-0-0	0-3-0		NEUTRAL		0-0-0		0-0-0		0-0-0	
2-4-0	0-0-0	0-0-0		CONFERENCE		0-0-0		0-3-0		2-1-0	
2-1-0	0-0-0	0-0-0		HOME		0-0-0		0-0-0		2-1-0	
0-3-0	0-0-0	0-0-0		AWAY		0-0-0		0-3-0		0-0-0	
0-0-0	0-0-0	0-0-0		NEUTRAL		0-0-0		0-0-0		0-0-0	
RPI S	Opponent	Score		RPI S	Opponent	Score		RPI S	Opponent	Score	
45 N	Washington	8	25	77 A	Portland	2	17	106 A	UTRGV	2	3
45 N	Washington	1	11	77 A	Portland	8	9	106 A	UTRGV	1	11
45 N	Washington	2	3	77 A	Portland	5	8	106 A	UTRGV	0	10
				77 A	Portland	0	4	234 H	North Dakota St.	3	1
				84 A	Air Force	6	9	234 H	North Dakota St.	7	6
				84 A	Air Force	0	6	234 H	North Dakota St.	5	11
								257 A	UC Davis	2	9
								257 A	UC Davis	2	11
								257 A	UC Davis	0	12
								280 H	Chicago St.	8	5
								280 H	Chicago St.	15	9
								280 H	Chicago St.	5	6
LAST 10 GAMES											
106 A	UTRGV	0	10	45 N	Washington	8	25				
106 A	UTRGV	1	11	45 N	Washington	1	11				
84 A	Air Force	0	6	77 A	Portland	5	8				
234 H	North Dakota St.	5	11	106 A	UTRGV	2	3				
234 H	North Dakota St.	7	6	280 H	Chicago St.	5	6				

Non-Div. I Games: Colorado St.-Pueblo 17 7 MSU Denver 6 17

Northern Colo.

Longwood

Longwood

M
t
.
S
t
.
M
a
r
y
:
S

Mt. St. Mary's

Average RPI Win: 287		WON-LOST RECORD	WINNING PCT. RANK		LAST 10 GAMES	STRENGTH OF SCHEDULE		OPP. STRENGTH OF SCHEDULE		TEAM RPI	ADJ RPI		CONF. RPI	ADJ CONF. RPI						
Average RPI Loss: 239																				
DIV. I ONLY		7-19-0	.26923	260	2-8-0	291		293		295	.36061	295	31	31						
DIV. I NON-CONF.		2-6-0	.25	249	0-1-0	248		263		260	.42443	260	30	30						
TOTALS		RPI 1-25		RPI 26-50		W-L RECORDS		RPI 51-100		RPI 101-150		RPI 150+								
7-19-0	0-0-0			0-0-0		OVERALL		0-1-0		0-3-0		7-15-0								
0-5-0	0-0-0			0-0-0		HOME		0-0-0		0-0-0		0-5-0								
6-12-0	0-0-0			0-0-0		AWAY		0-1-0		0-3-0		6-8-0								
1-2-0	0-0-0			0-0-0		NEUTRAL		0-0-0		0-0-0		1-2-0								
2-6-0	0-0-0			0-0-0		NON-CONFERENCE		0-1-0		0-3-0		2-2-0								
0-0-0	0-0-0			0-0-0		HOME		0-0-0		0-0-0		0-0-0								
2-6-0	0-0-0			0-0-		AWAY		0-1-0		0-3-0		2-2-0								
0-0-0	0-0-0			0-0-0		NEUTRAL		0-0-0		0-0-0		0-0-0								
5-13-0	0-0-0			0-0-0		CONFERENCE		0-0-0		0-0-0		5-13-0								
0-5-0	0-0-0			0-0-0		HOME		0-0-0		0-0-0		0-5-0								
4-6-0	0-0-0			0-0-0		AWAY		0-0-0		0-0-0		4-6-0								
1-2-0	0-0-0			0-0-0		NEUTRAL		0-0-0		0-0-0		1-2-0								
RPI	S	Opponent	Score	RPI	S	Opponent	Score	RPI	S	Opponent	Score	RPI	S	Opponent	Score					
								99	A	Southeastern La.	3	13	122	A	McNeese	1	8			
													146	A	Nicholls St.	5	25			
													146	A	Nicholls St.	1	10			
													207	N	Southern U.	9	12			
													250	H	Alabama St.	6	10			
													250	H	Alabama St.	5	10			
													254	A	Grambling	7	8			
													262	H	Mississippi Val.	5	15			
													262	H	Mississippi Val.	2	14			
													262	H	Mississippi Val.	2	9			
													276	A	Jackson St.	18	4			
													276	A	Jackson St.	1	13			
													276	A	Jackson St.	4	9			
													282	A	Florida A&M	7	8			
													282	A	Florida A&M	8	7			
													282	A	Florida A&M	7	11			
													282	A	Florida A&M	5	4			
													286	N	Ark.-Pine Bluff	10	9			
													289	A	Alabama A&M	5	7			
													289	A	Alabama A&M	4	1			
													289	A	Alabama A&M	2	11			
													297	A	Prairie View	6	12			
													297	A	Prairie View	12	1			
													297	A	Prairie View	11	9			
													297	N	Prairie View	3	10			
			LAST 10 GAMES																	
						146	A	Nicholls St.	1	10	276	A	Jackson St.	4	9	297	A	Prairie View	12	1
						250	H	Alabama St.	5	10	254	A	Grambling	7	8	297	A	Prairie View	11	9
						282	A	Florida A&M	8	7	262	H	Mississippi Val.	2	14	297	N	Prairie View	3	10
						276	A	Jackson St.	1	13	262	H	Mississippi Val.	2	9					
						276	A	Jackson St.	18	4	262	H	Mississippi Val.	5	15					

Non-Div. I Games:

Alcorn

Average RPI Win:	236	WON-LOST RECORD	WINNING PCT. RANK	LAST 10 GAMES	STRENGTH OF SCHEDULE	OPP. STRENGTH OF SCHEDULE	TEAM RPI	ADJ RPI	CONF. RPI	ADJ CONF. RPI		
DIV. I ONLY	4-19-1	.1875	285	2-8-0	261	294	296	.35741	296	29	29	
DIV. I NON-CONF.	2-15-1	.13889	284	0-4-0	216	293	294	.36653	293	29	29	
<hr/>												
TOTALS	RPI 1-25	RPI 26-50		W-L RECORDS	RPI 51-100		RPI 101-150		RPI 150+			
4-19-1	0-0-0	0-0-0		OVERALL	0-1-0		0-4-0		4-14-1			
2-7-1	0-0-0	0-0-0		HOME	0-0-0		0-2-0		2-5-1			
1-10-0	0-0-0	0-0-0		AWAY	0-1-0		0-2-0		1-7-0			
1-2-0	0-0-0	0-0-0		NEUTRAL	0-0-0		0-0-0		1-2-0			
2-15-1	0-0-0	0-0-0		NON-CONFERENCE	0-1-0		0-4-0		2-10-1			
1-5-1	0-0-0	0-0-0		HOME	0-0-0		0-2-0		1-3-1			
0-8-0	0-0-0	0-0-		AWAY	0-1-0		0-2-0		0-5-0			
1-2-0	0-0-0	0-0-0		NEUTRAL	0-0-0		0-0-0		1-2-0			
2-4-0	0-0-0	0-0-0		CONFERENCE	0-0-0		0-0-0		2-4-0			
1-2-0	0-0-0	0-0-0		HOME	0-0-0		0-0-0		1-2-0			
1-2-0	0-0-0	0-0-0		AWAY	0-0-0		0-0-0		1-2-0			
0-0-0	0-0-0	0-0-0		NEUTRAL	0-0-0		0-0-0		0-0-0			
RPI	S	Opponent	Score	RPI	S	Opponent	Score	RPI	S	Opponent	Score	
				95 A California Baptist 1 5				147 A Penn	5	18		
								147 A Penn	4	8		
								147 H Penn	2	16		
								147 H Penn	5	8		
								155 H Dayton	3	3		
								184 N Army West Point	10	5		
								211 A CSU Bakersfield	2	12		
								211 A CSU Bakersfield	4	5		
								211 A CSU Bakersfield	2	17		
								211 A CSU Bakersfield	4	9		
								221 H Seton Hall	6	5		
								221 H Seton Hall	1	8		
								240 N Dartmouth	3	4		
								240 N Dartmouth	1	6		
								244 H Sacred Heart	5	12		
								244 H Sacred Heart	6	13		
								244 H Sacred Heart	6	5		
								247 A La Salle	9	19		
								266 H Iona	3	5		
								288 H Lehigh	6	20		
				294 A Mt. St. Mary's	7	15						
				294 A Mt. St. Mary's	12	9						
				294 A Mt. St. Mary's	3	11						
				LAST 10 GAMES								
				155 H Dayton	3	3	244 H Sacred Heart	5	12	294 A Mt. St. Mary's	3	11
				221 H Seton Hall	6	5	244 H Sacred Heart	6	13			
				147 H Penn	2	16	244 H Sacred Heart	6	5			
				147 A Penn	5	18	221 H Seton Hall	1	8			
				240 N Dartmouth	3	4	266 H Iona	3	5			

Non-Div. I Games:

Fairleigh Dickinson

Average RPI Win: 265		WON-LOST	WINNING	LAST 10	STRENGTH OF		OPP. STRENGTH	TEAM	ADJ	CONF.	ADJ CONF.				
Average RPI Loss: 210		RECORD	PCT. RANK	GAMES	SCHEDULE		OF SCHEDULE	RPI	RPI	RPI	RPI				
DIV. I ONLY		7-19-0	.26923	260	4-6-0		283	275	297	.35545	297	31	31		
DIV. I NON-CONF.		0-9-0	0	296	0-2-0		187	179	295	.36258	295	30	30		
TOTALS		RPI 1-25	RPI 26-50		W-L RECORDS		RPI 51-100		RPI 101-150		RPI 150+				
7-19-0		0-1-0	0-0-0		OVERALL		0-0-0		0-2-0		7-16-0				
5-8-0		0-0-0	0-0-0		HOME		0-0-0		0-1-0		5-7-0				
1-7-0		0-1-0	0-0-0		AWAY		0-0-0		0-1-0		1-5-0				
1-4-0		0-0-0	0-0-0		NEUTRAL		0-0-0		0-0-0		1-4-0				
0-9-0		0-1-0	0-0-0		NON-CONFERENCE		0-0-0		0-2-0		0-6-0				
0-1-0		0-0-0	0-0-0		HOME		0-0-0		0-1-0		0-0-0				
0-5-0		0-1-0	0-0-		AWAY		0-0-0		0-1-0		0-3-0				
0-3-0		0-0-0	0-0-0		NEUTRAL		0-0-0		0-0-0		0-3-0				
7-10-0		0-0-0	0-0-0		CONFERENCE		0-0-0		0-0-0		7-10-0				
5-7-0		0-0-0	0-0-0		HOME		0-0-0		0-0-0		5-7-0				
1-2-0		0-0-0	0-0-0		AWAY		0-0-0		0-0-0		1-2-0				
1-1-0		0-0-0	0-0-0		NEUTRAL		0-0-0		0-0-0		1-1-0				
RPI S	Opponent	Score		RPI S	Opponent	Score		RPI S	Opponent	Score		RPI S	Opponent	Score	
14 A	Texas A&M	1	9							117 A	Rice	5	25		
										140 H	SFA	5	8		
										173 N	Central Mich.	2	15		
										173 N	Central Mich.	3	12		
										203 A	Lamar University	6	7		
										207 A	Southern U.	5	8		
										207 A	Southern U.	10	6		
										207 A	Southern U.	4	26		
										215 N	Eastern Ky.	1	11		
										222 A	Houston Baptist	3	10		
										222 A	Houston Baptist	5	21		
										229 H	Texas Southern	5	7		
										229 H	Texas Southern	5	3		
										229 H	Texas Southern	2	34		
										250 N	Alabama St.	9	10		
										254 H	Grambling	1	9		
										254 H	Grambling	11	13		
										254 H	Grambling	18	15		
										286 H	Ark.-Pine Bluff	9	2		
										286 H	Ark.-Pine Bluff	9	7		
										286 H	Ark.-Pine Bluff	2	17		
										295 H	Alcorn	9	11		
										295 H	Alcorn	12	6		
										295 H	Alcorn	1	12		
										295 N	Alcorn	10	3		
LAST 10 GAMES										295 H	Alcorn	1	12		
				207 A	Southern U.	5	8			229 H	Texas Southern	5	3		
				207 A	Southern U.	4	26			229 H	Texas Southern	2	34		
				207 A	Southern U.	10	6			140 H	SFA	5	8		
				222 A	Houston Baptist	3	10			295 H	Alcorn	12	6		
				229 H	Texas Southern	5	7			295 H	Alcorn	1	12		

Non-Div. I Games: Texas Col. 13 12 Texas Col. 9 4 Houston-Victoria 4 7

Prairie View

Average RPI Win: 269		WON-LOST RECORD	WINNING PCT. RANK		LAST 10 GAMES	STRENGTH OF SCHEDULE	OPP. STRENGTH OF SCHEDULE	TEAM RPI	ADJ RPI		CONF. RPI	ADJ CONF. RPI	
Average RPI Loss: 241													
DIV. I ONLY		6-24-0	.2	281	3-7-0	267	297	298	.34379	298	30	30	
DIV. I NON-CONF.		4-17-0	.19048	272	1-3-0	267	295	298	.34483	298	31	31	
<hr/>													
TOTALS		RPI 1-25		RPI 26-50		W-L RECORDS		RPI 51-100		RPI 101-150		RPI 150+	
6-24-0		0-0-0		0-0-0		OVERALL		0-0-0		0-0-0		6-24-0	
5-11-0		0-0-0		0-0-0		HOME		0-0-0		0-0-0		5-11-0	
1-11-0		0-0-0		0-0-0		AWAY		0-0-0		0-0-0		1-11-0	
0-2-0		0-0-0		0-0-0		NEUTRAL		0-0-0		0-0-0		0-2-0	
4-17-0		0-0-0		0-0-0		NON-CONFERENCE		0-0-0		0-0-0		4-17-0	
3-7-0		0-0-0		0-0-0		HOME		0-0-0		0-0-0		3-7-0	
1-8-0		0-0-0		0-0-		AWAY		0-0-0		0-0-0		1-8-0	
0-2-0		0-0-0		0-0-0		NEUTRAL		0-0-0		0-0-0		0-2-0	
2-7-0		0-0-0		0-0-0		CONFERENCE		0-0-0		0-0-0		2-7-0	
2-4-0		0-0-0		0-0-0		HOME		0-0-0		0-0-0		2-4-0	
0-3-0		0-0-0		0-0-0		AWAY		0-0-0		0-0-0		0-3-0	
0-0-0		0-0-0		0-0-0		NEUTRAL		0-0-0		0-0-0		0-0-0	
RPI	S	Opponent		Score	RPI	S	Opponent		Score	RPI	S	Opponent	Score
										162	A	Wofford	0 9
										162	A	Wofford	5 13
										215	A	Eastern Ky.	1 16
										215	A	Eastern Ky.	1 5
										215	N	Eastern Ky.	4 6
										215	N	Eastern Ky.	8 27
										220	H	Fordham	6 4
										220	H	Fordham	2 7
										220	H	Fordham	1 2
										220	H	Fordham	1 4
										225	A	Coppin St.	5 17
										225	A	Coppin St.	2 12
										225	A	Coppin St.	2 9
										231	H	Monmouth	3 11
										231	H	Monmouth	0 3
										258	H	Norfolk St.	6 9
										258	H	Norfolk St.	18 14
										258	H	Norfolk St.	3 2
										268	H	Delaware St.	2 6
										268	H	Delaware St.	5 10
										268	H	Delaware St.	2 9
										281	A	George Washington	3 15
										288	H	Lehigh	5 1
										288	H	Lehigh	1 13
										293	A	Longwood	3 4
										293	A	Longwood	2 4
										293	A	Longwood	3 0
										294	H	Mt. St. Mary's	5 16
										294	H	Mt. St. Mary's	7 6
<hr/>													
LAST 10 GAMES													

Non-Div. I Games:

UMES

RPI	S	Opponent	Score	
293	A	Longwood	1	6
294	H	Mt. St. Mary's	5	16
294	H	Mt. St. Mary's	7	6

UMES

U
M
E
S

U
M
E
S

Average RPI Win:	231	WON-LOST RECORD	WINNING PCT. RANK	LAST 10 GAMES	STRENGTH OF SCHEDULE	OPP. STRENGTH OF SCHEDULE	TEAM RPI	ADJ RPI	CONF. RPI	ADJ CONF. RPI		
Average RPI Loss:	236											
DIV. I ONLY		1-20-0	.04762 299	1-9-0	250	296	299	.32264 299	28	28		
DIV. I NON-CONF.		0-15-0	0 296	0-4-0	228	298	299	.31776 299	27	27		
<hr/>												
TOTALS	RPI 1-25	RPI 26-50		W-L RECORDS		RPI 51-100		RPI 101-150		RPI 150+		
1-20-0	0-0-0	0-0-0		OVERALL		0-0-0		0-0-0		1-20-0		
1-3-0	0-0-0	0-0-0		HOME		0-0-0		0-0-0		1-3-0		
0-12-0	0-0-0	0-0-0		AWAY		0-0-0		0-0-0		0-12-0		
0-5-0	0-0-0	0-0-0		NEUTRAL		0-0-0		0-0-0		0-5-0		
<hr/>												
0-15-0	0-0-0	0-0-0		NON-CONFERENCE		0-0-0		0-0-0		0-15-0		
0-1-0	0-0-0	0-0-0		HOME		0-0-0		0-0-0		0-1-0		
0-9-0	0-0-0	0-0-		AWAY		0-0-0		0-0-0		0-9-0		
0-5-0	0-0-0	0-0-0		NEUTRAL		0-0-0		0-0-0		0-5-0		
<hr/>												
1-5-0	0-0-0	0-0-0		CONFERENCE		0-0-0		0-0-0		1-5-0		
1-2-0	0-0-0	0-0-0		HOME		0-0-0		0-0-0		1-2-0		
0-3-0	0-0-0	0-0-0		AWAY		0-0-0		0-0-0		0-3-0		
0-0-0	0-0-0	0-0-0		NEUTRAL		0-0-0		0-0-0		0-0-0		
<hr/>												
RPI S	Opponent	Score	RPI S	Opponent	Score	RPI S	Opponent	Score	RPI S	Opponent	Score	
						173 N Central Mich.					4	14
						173 N Central Mich.					2	21
						192 A Quinnipiac					0	2
						192 A Quinnipiac					0	13
						192 A Quinnipiac					4	5
						219 N Pittsburgh					7	17
						223 A Wagner					3	13
						231 H Monmouth					1	27
						231 H Monmouth					3	0
						231 H Monmouth					4	18
						237 N Hofstra					9	14
						242 N Butler					7	21
						247 A La Salle					4	14
						256 A Central Conn. St.					4	12
						256 A Central Conn. St.					3	5
						256 A Central Conn. St.					6	9
						271 H Albany (NY)					7	9
						281 A George Washington					5	7
						281 A George Washington					0	9
						281 A George Washington					0	20
288 A Lehigh					5	13						
			LAST 10 GAMES									
			192 A Quinnipiac			0	13	256 A Central Conn. St.			6	9
			271 H Albany (NY)			7	9	231 H Monmouth			4	18
			237 N Hofstra			9	14	231 H Monmouth			3	0
			192 A Quinnipiac			0	2	231 H Monmouth			1	27
			192 A Quinnipiac			4	5	288 A Lehigh			5	13

Non-Div. I Games:

Saint Peter's