

Average RPI Win:	47	WON-LOST RECORD	WINNING PCT. RANK	LAST 10 GAMES	STRENGTH OF SCHEDULE	OPP. STRENGTH OF SCHEDULE	TEAM RPI	ADJ RPI	CONF. RPI	ADJ CONF. RPI					
Average RPI Loss:	16														
DIV. I ONLY		14-1-1	.90625	4	8-1-1	36	1	1	.68007	1	2	2			
DIV. I NON-CONF.		7-1-0	.875	10	2-1-0	59	1	1	.65566	1	4	3			
<hr/>															
TOTALS	RPI 1-25	RPI 26-50		W-L RECORDS		RPI 51-100		RPI 101-150		RPI 100+					
14-1-1	2-1-0	5-0-0		OVERALL		7-0-1		0-0-0		0-0-0					
8-0-0	0-0-0	3-0-0		HOME		5-0-0		0-0-0		0-0-0					
6-1-1	2-1-0	2-0-0		AWAY		2-0-1		0-0-0		0-0-0					
0-0-0	0-0-0	0-0-0		NEUTRAL		0-0-0		0-0-0		0-0-0					
<hr/>															
7-1-0	1-1-0	3-0-0		NON-CONFERENCE		3-0-0		0-0-0		0-0-0					
4-0-0	0-0-0	2-0-0		HOME		2-0-0		0-0-0		0-0-0					
3-1-0	1-1-0	1-0-		AWAY		1-0-0		0-0-0		0-0-0					
0-0-0	0-0-0	0-0-0		NEUTRAL		0-0-0		0-0-0		0-0-0					
<hr/>															
7-0-1	1-0-0	2-0-0		CONFERENCE		4-0-1		0-0-0		0-0-0					
4-0-0	0-0-0	1-0-0		HOME		3-0-0		0-0-0		0-0-0					
3-0-1	1-0-0	1-0-0		AWAY		1-0-1		0-0-0		0-0-0					
0-0-0	0-0-0	0-0-0		NEUTRAL		0-0-0		0-0-0		0-0-0					
<hr/>															
RPI	S	Opponent	Score	RPI	S	Opponent	Score	RPI	S	Opponent	Score	RPI	S	Opponent	Score
4	A	St. John's (NY)	3 0	28	H	Syracuse	3 1	52	A	DePaul	0 0				
16	A	Louisville	0 1	30	H	Providence	2 1	55	A	UCLA	5 1				
22	A	Maryland	1 0	32	A	Butler	3 0	56	H	Xavier	1 0				
				37	A	UC Irvine	1 0	57	H	Lehigh	2 0				
				45	H	Temple	3 0	58	A	Villanova	2 0				
								62	H	Marquette	3 0				
								77	H	Seton Hall	2 0				
								98	H	UConn	4 1				
<hr/>															
				LAST 10 GAMES											
				58	A	Villanova	2 0	77	H	Seton Hall	2 0				
				62	H	Marquette	3 0	57	H	Lehigh	2 0				
				4	A	St. John's (NY)	3 0	52	A	DePaul	0 0				
				56	H	Xavier	1 0	30	H	Providence	2 1				
				22	A	Maryland	1 0	16	A	Louisville	0 1				

Average RPI Win: 58		WON-LOST RECORD		WINNING PCT. RANK		LAST 10 GAMES		STRENGTH OF SCHEDULE		OPP. STRENGTH OF SCHEDULE		TEAM RPI		ADJ RPI		CONF. RPI		ADJ CONF. RPI			
DIV. I ONLY		14-1-1		.90625 4		8-1-1		29		3		2		.67613 2		1		1			
DIV. I NON-CONF.		8-0-0		1 1		4-0-0		49		30		5		.63881 5		1		1			
TOTALS		RPI 1-25		RPI 26-50		W-L RECORDS		RPI 51-100		RPI 101-150		RPI 100+									
14-1-1		4-0-1		6-1-0		OVERALL		2-0-0		0-0-0		2-0-0									
10-1-0		1-0-0		6-1-0		HOME		1-0-0		0-0-0		2-0-0									
3-0-1		2-0-1		0-0-0		AWAY		1-0-0		0-0-0		0-0-0									
1-0-0		1-0-0		0-0-0		NEUTRAL		0-0-0		0-0-0		0-0-0									
8-0-0		1-0-0		4-0-0		NON-CONFERENCE		1-0-0		0-0-0		2-0-0									
7-0-0		0-0-0		4-0-0		HOME		1-0-0		0-0-0		2-0-0									
0-0-0		0-0-0		0-0-		AWAY		0-0-0		0-0-0		0-0-0									
1-0-0		1-0-0		0-0-0		NEUTRAL		0-0-0		0-0-0		0-0-0									
6-1-1		3-0-1		2-1-0		CONFERENCE		1-0-0		0-0-0		0-0-0									
3-1-0		1-0-0		2-1-0		HOME		0-0-0		0-0-0		0-0-0									
3-0-1		2-0-1		0-0-0		AWAY		1-0-0		0-0-0		0-0-0									
0-0-0		0-0-0		0-0-0		NEUTRAL		0-0-0		0-0-0		0-0-0									
RPI	S	Opponent		Score		RPI	S	Opponent		Score		RPI	S	Opponent		Score					
8	A	Virginia Tech		2 0		27	H	NC State		2 0		54	A	Duke		3 1		173	H	Radford	1 0
15	A	Notre Dame		1 0		35	H	Western Mich.		1 0		93	H	Pacific		2 0		184	H	George Washington	3 0
16	H	Louisville		2 0		36	H	Pittsburgh		0 2											
19	A	Boston College		1 1		39	H	North Carolina		2 1											
22	N	Maryland		2 0		43	H	James Madison		1 0											
						46	H	Saint Louis		3 0											
						50	H	High Point		1 0											
						LAST 10 GAMES															
						39 H North Carolina		2 1		19 A Boston College		1 1									
						8 A Virginia Tech		2 0		16 H Louisville		2 0									
						46 H Saint Louis		3 0		184 H George Washington		3 0									
						36 H Pittsburgh		0 2		15 A Notre Dame		1 0									
						43 H James Madison		1 0		35 H Western Mich.		1 0									

Non-Div. I Games:

Virginia

Average RPI Win:	70	WON-LOST RECORD	WINNING PCT. RANK	LAST 10 GAMES	STRENGTH OF SCHEDULE	OPP. STRENGTH OF SCHEDULE	TEAM RPI	ADJ RPI	CONF. RPI	ADJ CONF. RPI					
Average RPI Loss:	5														
DIV. I ONLY		12-1-2	.86667	8	9-0-1	16	12	3	.65915	3	3	3			
DIV. I NON-CONF.		7-1-1	.83333	15	4-0-0	25	8	2	.64766	2	3	4			
<hr/>															
TOTALS	RPI 1-25	RPI 26-50		W-L RECORDS		RPI 51-100		RPI 101-150		RPI 100+					
12-1-2	0-1-2	4-0-0		OVERALL		7-0-0		1-0-0		1-0-0					
8-0-1	0-0-1	2-0-0		HOME		5-0-0		1-0-0		1-0-0					
4-1-1	0-1-1	2-0-0		AWAY		2-0-0		0-0-0		0-0-0					
0-0-0	0-0-0	0-0-0		NEUTRAL		0-0-0		0-0-0		0-0-0					
7-1-1	0-1-1	1-0-0		NON-CONFERENCE		5-0-0		1-0-0		1-0-0					
5-0-1	0-0-1	0-0-0		HOME		4-0-0		1-0-0		1-0-0					
2-1-0	0-1-0	1-0-		AWAY		1-0-0		0-0-0		0-0-0					
0-0-0	0-0-0	0-0-0		NEUTRAL		0-0-0		0-0-0		0-0-0					
5-0-1	0-0-1	3-0-0		CONFERENCE		2-0-0		0-0-0		0-0-0					
3-0-0	0-0-0	2-0-0		HOME		1-0-0		0-0-0		0-0-0					
2-0-1	0-0-1	1-0-0		AWAY		1-0-0		0-0-0		0-0-0					
0-0-0	0-0-0	0-0-0		NEUTRAL		0-0-0		0-0-0		0-0-0					
RPI	S	Opponent	Score	RPI	S	Opponent	Score	RPI	S	Opponent	Score				
5	A	Wake Forest	1 2	26	H	Memphis	1 0	63	H	Fla. Atlantic	3 2	119	H	VCU	2 0
9	H	Penn St.	2 2	39	A	North Carolina	2 1	71	A	FGCU	4 1				
10	A	SMU	3 3	42	A	South Fla.	1 0	75	H	UTRGV	3 2				
				45	H	Temple	2 0	80	H	South Carolina	2 0				
								85	H	Tulsa	3 2				
								98	A	UConn	2 1				
								99	H	Stetson	3 2				
				LAST 10 GAMES											
				26	H	Memphis	1 0	10	A	SMU	3 3				
				99	H	Stetson	3 2	63	H	Fla. Atlantic	3 2				
				42	A	South Fla.	1 0	45	H	Temple	2 0				
				98	A	UConn	2 1	80	H	South Carolina	2 0				
				85	H	Tulsa	3 2	71	A	FGCU	4 1				

Average RPI Win:	66	WON-LOST	WINNING	LAST 10	STRENGTH OF	OPP. STRENGTH	TEAM	ADJ	CONF.	ADJ CONF.		
Average RPI Loss:	12	RECORD	PCT. RANK	GAMES	SCHEDULE	OF SCHEDULE	RPI	RPI	RPI	RPI		
DIV. I ONLY		13-2-1	.84375	12	7-2-1	22	21	4	.65244	4	2	2
DIV. I NON-CONF.		7-1-0	.875	10	1-1-0	23	40	4	.64257	3	4	3
<hr/>												
TOTALS	RPI 1-25	RPI 26-50		W-L RECORDS		RPI 51-100		RPI 101-150		RPI 100+		
13-2-1	0-2-0	4-0-0		OVERALL		7-0-1		2-0-0		2-0-0		
7-1-0	0-1-0	1-0-0		HOME		5-0-0		1-0-0		1-0-0		
6-1-1	0-1-0	3-0-0		AWAY		2-0-1		1-0-0		1-0-0		
0-0-0	0-0-0	0-0-0		NEUTRAL		0-0-0		0-0-0		0-0-0		
7-1-0	0-1-0	3-0-0		NON-CONFERENCE		2-0-0		2-0-0		2-0-0		
4-0-0	0-0-0	1-0-0		HOME		2-0-0		1-0-0		1-0-0		
3-1-0	0-1-0	2-0-		AWAY		0-0-0		1-0-0		1-0-0		
0-0-0	0-0-0	0-0-0		NEUTRAL		0-0-0		0-0-0		0-0-0		
6-1-1	0-1-0	1-0-0		CONFERENCE		5-0-1		0-0-0		0-0-0		
3-1-0	0-1-0	0-0-0		HOME		3-0-0		0-0-0		0-0-0		
3-0-1	0-0-0	1-0-0		AWAY		2-0-1		0-0-0		0-0-0		
0-0-0	0-0-0	0-0-0		NEUTRAL		0-0-0		0-0-0		0-0-0		
RPI S	Opponent	Score	RPI S	Opponent	Score	RPI S	Opponent	Score	RPI S	Opponent	Score	
1 H	Georgetown	0 3	27 A	NC State	1 0	51 A	Creighton	2 0	129 H	Manhattan	3 0	
22 A	Maryland	0 1	32 A	Butler	1 0	52 H	DePaul	4 2	141 A	Columbia	5 1	
			45 H	Temple	1 0	56 H	Xavier	3 1				
			49 A	Appalachian St.	2 0	58 H	Villanova	4 0				
						59 H	Iona	3 2				
						62 A	Marquette	4 0				
						77 A	Seton Hall	1 1				
						91 H	Penn	1 0				
<hr/>												
LAST 10 GAMES												
			52 H	DePaul	4 2	45 H	Temple	1 0				
			77 A	Seton Hall	1 1	62 A	Marquette	4 0				
			1 H	Georgetown	0 3	32 A	Butler	1 0				
			51 A	Creighton	2 0	22 A	Maryland	0 1				
			58 H	Villanova	4 0	56 H	Xavier	3 1				

Non-Div. I Games:

St. John's (NY)

Average RPI Win: 59		WON-LOST	WINNING	LAST 10	STRENGTH OF		OPP. STRENGTH	TEAM	ADJ	CONF.	ADJ CONF.
Average RPI Loss: 26		RECORD	PCT. RANK	GAMES	SCHEDULE		OF SCHEDULE	RPI	RPI	RPI	RPI
DIV. I ONLY		13-3-1	.79412	15	7-2-1		11	8	5	.65096	5
DIV. I NON-CONF.		7-1-1	.83333	15	3-0-1		40	35	7	.60975	7
TOTALS		RPI 1-25	RPI 26-50		W-L RECORDS		RPI 51-100		RPI 101-150		RPI 100+
13-3-1	3-2-0	5-1-0		OVERALL		2-0-1		2-0-0		3-0-0	
9-1-1	2-1-0	3-0-0		HOME		2-0-1		2-0-0		2-0-0	
4-2-0	1-1-0	2-1-0		AWAY		0-0-0		0-0-0		1-0-0	
0-0-0	0-0-0	0-0-0		NEUTRAL		0-0-0		0-0-0		0-0-0	
7-1-1	1-0-0	1-1-0		NON-CONFERENCE		2-0-1		2-0-0		3-0-0	
6-0-1	1-0-0	1-0-0		HOME		2-0-1		2-0-0		2-0-0	
1-1-0	0-0-0	0-0-		AWAY		0-0-0		0-0-0		1-0-0	
0-0-0	0-0-0	0-0-0		NEUTRAL		0-0-0		0-0-0		0-0-0	
6-2-0	2-2-0	4-0-0		CONFERENCE		0-0-0		0-0-0		0-0-0	
3-1-0	1-1-0	2-0-0		HOME		0-0-0		0-0-0		0-0-0	
3-1-0	1-1-0	2-0-0		AWAY		0-0-0		0-0-0		0-0-0	
0-0-0	0-0-0	0-0-0		NEUTRAL		0-0-0		0-0-0		0-0-0	
RPI S	Opponent	Score		RPI S	Opponent	Score		RPI S	Opponent	Score	
3 H	UCF	2	1	27 A	NC State	3	1	51 H	Creighton	1	0
6 H	Clemson	3	2	28 H	Syracuse	1	0	53 H	Loyola Maryland	1	1
15 H	Notre Dame	0	1	36 A	Pittsburgh	2	0	82 H	Dartmouth	3	1
16 A	Louisville	3	1	39 H	North Carolina	1	0				
19 A	Boston College	1	2	43 A	James Madison	0	1				
				50 H	High Point	5	0				
				LAST 10 GAMES							
				16 A	Louisville	3	1	27 A	NC State	3	1
				15 H	Notre Dame	0	1	50 H	High Point	5	0
				53 H	Loyola Maryland	1	1	19 A	Boston College	1	2
				39 H	North Carolina	1	0	6 H	Clemson	3	2
				121 H	William & Mary	5	0	163 A	Davidson	1	0

Non-Div. I Games:

Wake Forest

C  
l  
e  
m  
s  
o  
n

C  
l  
e  
m  
s  
o  
n

Clemson

Average RPI Win:		84	WON-LOST RECORD		WINNING PCT. RANK	LAST 10 GAMES		STRENGTH OF SCHEDULE		OPP. STRENGTH OF SCHEDULE		TEAM RPI	ADJ RPI	CONF. RPI	ADJ CONF. RPI
Average RPI Loss:		68													
DIV. I ONLY			14-1-0		.93333	2		10-0-0		113		15	7	.63196	7
DIV. I NON-CONF.			7-1-0		.875	10		3-0-0		157		15	14	.60521	8
TOTALS		RPI 1-25	RPI 26-50		W-L RECORDS		RPI 51-100		RPI 101-150		RPI 100+				
14-1-0		2-0-0	1-0-0		OVERALL		5-1-0		5-0-0		6-0-0				
7-0-0		0-0-0	0-0-0		HOME		3-0-0		3-0-0		4-0-0				
7-1-0		2-0-0	1-0-0		AWAY		2-1-0		2-0-0		2-0-0				
0-0-0		0-0-0	0-0-0		NEUTRAL		0-0-0		0-0-0		0-0-0				
7-1-0		1-0-0	1-0-0		NON-CONFERENCE		1-1-0		3-0-0		4-0-0				
4-0-0		0-0-0	0-0-0		HOME		1-0-0		2-0-0		3-0-0				
3-1-0		1-0-0	1-0-		AWAY		0-1-0		1-0-0		1-0-0				
0-0-0		0-0-0	0-0-0		NEUTRAL		0-0-0		0-0-0		0-0-0				
7-0-0		1-0-0	0-0-0		CONFERENCE		4-0-0		2-0-0		2-0-0				
3-0-0		0-0-0	0-0-0		HOME		2-0-0		1-0-0		1-0-0				
4-0-0		1-0-0	0-0-0		AWAY		2-0-0		1-0-0		1-0-0				
0-0-0		0-0-0	0-0-0		NEUTRAL		0-0-0		0-0-0		0-0-0				
RPI S	Opponent	Score		RPI S	Opponent	Score		RPI S	Opponent	Score		RPI S	Opponent	Score	
12 A	Stanford	2	1	44 A	Seattle U	3	0	55 A	UCLA	1	0	114 A	Michigan St.	1	0
23 A	Michigan	1	0					55 H	UCLA	5	0	118 H	Denver	2	1
								65 H	Oregon St.	2	1	120 A	San Diego St.	3	0
								68 A	CSUN	1	3	120 H	San Diego St.	2	0
								70 H	Portland	1	0	135 H	Gonzaga	4	0
								87 A	California	1	0	156 H	San Francisco	4	0
LAST 10 GAMES															
120 A	San Diego St.	3	0	12 A	Stanford	2	1	70 H	Portland	1	0	55 H	UCLA	5	0
55 A	UCLA	1	0	135 H	Gonzaga	4	0	120 H	San Diego St.	2	0	44 A	Seattle U	3	0
65 H	Oregon St.	2	1	87 A	California	1	0								

Non-Div. I Games:

Washington

Average RPI Win:	71	WON-LOST	WINNING	LAST 10	STRENGTH OF	OPP. STRENGTH	TEAM	ADJ	CONF.	ADJ CONF.	
Average RPI Loss:	33	RECORD	PCT. RANK	GAMES	SCHEDULE	OF SCHEDULE	RPI	RPI	RPI	RPI	
DIV. I ONLY	8-5-2	.6	60	4-4-2	3	27	11	.61963	8	1	1
DIV. I NON-CONF.	6-1-0	.85714	14	2-1-0	9	113	21	.59535	16	1	1
<hr/>											
TOTALS	RPI 1-25	RPI 26-50		W-L RECORDS		RPI 51-100		RPI 101-150		RPI 100+	
8-5-2	3-2-2	0-2-0		OVERALL		2-1-0		2-0-0		3-0-0	
3-2-1	1-1-1	0-1-0		HOME		0-0-0		1-0-0		2-0-0	
3-3-1	2-1-1	0-1-0		AWAY		1-1-0		0-0-0		0-0-0	
2-0-0	0-0-0	0-0-0		NEUTRAL		1-0-0		1-0-0		1-0-0	
6-1-0	2-0-0	0-0-0		NON-CONFERENCE		1-1-0		2-0-0		3-0-0	
2-0-0	0-0-0	0-0-0		HOME		0-0-0		1-0-0		2-0-0	
2-1-0	2-0-0	0-0-		AWAY		0-1-0		0-0-0		0-0-0	
2-0-0	0-0-0	0-0-0		NEUTRAL		1-0-0		1-0-0		1-0-0	
2-4-2	1-2-2	0-2-0		CONFERENCE		1-0-0		0-0-0		0-0-0	
1-2-1	1-1-1	0-1-0		HOME		0-0-0		0-0-0		0-0-0	
1-2-1	0-1-1	0-1-0		AWAY		1-0-0		0-0-0		0-0-0	
0-0-0	0-0-0	0-0-0		NEUTRAL		0-0-0		0-0-0		0-0-0	
RPI	S	Opponent	Score	RPI	S	Opponent	Score	RPI	S	Opponent	Score
2	H	Virginia	0 2	36	A	Pittsburgh	1 3	53	N	Loyola Maryland	2 1
6	A	Clemson	0 0	39	H	North Carolina	1 3	54	A	Duke	2 1
15	H	Notre Dame	2 1					72	A	Princeton	2 3
16	A	Louisville	1 2								
19	H	Boston College	2 2								
20	A	LMU (CA)	2 1								
24	A	UC Santa Barbara	3 1								
<hr/>											
LAST 10 GAMES											
54	A	Duke	2 1	6	A	Clemson	0 0	134	H	Gardner-Webb	4 0
72	A	Princeton	2 3	19	H	Boston College	2 2	16	A	Louisville	1 2
2	H	Virginia	0 2	15	H	Notre Dame	2 1	161	H	Grand Canyon	4 0
36	A	Pittsburgh	1 3								

Non-Div. I Games:

Virginia Tech



Average RPI Win: 78		WON-LOST RECORD		WINNING PCT. RANK		LAST 10 GAMES		STRENGTH OF SCHEDULE		OPP. STRENGTH OF SCHEDULE		TEAM RPI		ADJ RPI		CONF. RPI		ADJ CONF. RPI	
DIV. I ONLY		11-2-3		.78125 18		7-1-2		30		19		8		.61515 9		5		5	
DIV. I NON-CONF.		5-1-2		.75 29		2-0-1		8		16		3		.64086 4		2		2	
TOTALS		RPI 1-25		RPI 26-50		W-L RECORDS		RPI 51-100		RPI 101-150		RPI 100+							
11-2-3		1-2-2		2-0-1		OVERALL		5-0-0		3-0-0		3-0-0							
5-2-2		1-2-1		2-0-1		HOME		2-0-0		0-0-0		0-0-0							
6-0-1		0-0-1		0-0-0		AWAY		3-0-0		3-0-0		3-0-0							
0-0-0		0-0-0		0-0-0		NEUTRAL		0-0-0		0-0-0		0-0-0							
5-1-2		0-1-1		2-0-1		NON-CONFERENCE		2-0-0		1-0-0		1-0-0							
3-1-1		0-1-0		2-0-1		HOME		1-0-0		0-0-0		0-0-0							
2-0-1		0-0-1		0-0-		AWAY		1-0-0		1-0-0		1-0-0							
0-0-0		0-0-0		0-0-0		NEUTRAL		0-0-0		0-0-0		0-0-0							
6-1-1		1-1-1		0-0-0		CONFERENCE		3-0-0		2-0-0		2-0-0							
2-1-1		1-1-1		0-0-0		HOME		1-0-0		0-0-0		0-0-0							
4-0-0		0-0-0		0-0-0		AWAY		2-0-0		2-0-0		2-0-0							
0-0-0		0-0-0		0-0-0		NEUTRAL		0-0-0		0-0-0		0-0-0							
RPI	S	Opponent		Score		RPI	S	Opponent		Score		RPI	S	Opponent		Score			
3	A	UCF		2	2	36	H	Pittsburgh		3	1	58	H	Villanova		1	0		
12	H	Stanford		0	5	43	H	James Madison		1	1	66	H	Northwestern		3	2		
14	H	Indiana		1	3	49	H	Appalachian St.		4	0	73	A	Rutgers		2	1		
22	H	Maryland		3	2							86	A	Ohio St.		2	1		
23	H	Michigan		0	0							99	A	Stetson		2	0		
LAST 10 GAMES																			
73	A	Rutgers		2	1	36	H	Pittsburgh		3	1								
22	H	Maryland		3	2	66	H	Northwestern		3	2								
49	H	Appalachian St.		4	0	14	H	Indiana		1	3								
43	H	James Madison		1	1	114	A	Michigan St.		3	0								
117	A	Wisconsin		2	1	23	H	Michigan		0	0								

Non-Div. I Games:

Penn St.

**Non-Div. I Games:**

Tie, 
  Loss, 
  Non-Conf, 
 S Site, H Home, A Away, N Neutral

Page 10

Average RPI Win:	121	WON-LOST RECORD	WINNING PCT. RANK	LAST 10 GAMES	STRENGTH OF SCHEDULE	OPP. STRENGTH OF SCHEDULE	TEAM RPI	ADJ RPI	CONF. RPI	ADJ CONF. RPI					
Average RPI Loss:	0														
DIV. I ONLY		15-0-0	1	1	10-0-0	165	51	10	.60851	11	12	12			
DIV. I NON-CONF.		6-0-0	1	1	2-0-0	163	38	8	.60451	9	12	11			
<hr/>															
TOTALS	RPI 1-25	RPI 26-50		W-L RECORDS		RPI 51-100		RPI 101-150		RPI 100+					
15-0-0	1-0-0	2-0-0		OVERALL		2-0-0		4-0-0		10-0-0					
8-0-0	1-0-0	1-0-0		HOME		1-0-0		2-0-0		5-0-0					
7-0-0	0-0-0	1-0-0		AWAY		1-0-0		2-0-0		5-0-0					
0-0-0	0-0-0	0-0-0		NEUTRAL		0-0-0		0-0-0		0-0-0					
<hr/>															
6-0-0	1-0-0	0-0-0		NON-CONFERENCE		2-0-0		1-0-0		3-0-0					
3-0-0	1-0-0	0-0-0		HOME		1-0-0		0-0-0		1-0-0					
3-0-0	0-0-0	0-0-		AWAY		1-0-0		1-0-0		2-0-0					
0-0-0	0-0-0	0-0-0		NEUTRAL		0-0-0		0-0-0		0-0-0					
<hr/>															
9-0-0	0-0-0	2-0-0		CONFERENCE		0-0-0		3-0-0		7-0-0					
5-0-0	0-0-0	1-0-0		HOME		0-0-0		2-0-0		4-0-0					
4-0-0	0-0-0	1-0-0		AWAY		0-0-0		1-0-0		3-0-0					
0-0-0	0-0-0	0-0-0		NEUTRAL		0-0-0		0-0-0		0-0-0					
<hr/>															
RPI S	Opponent	Score		RPI S	Opponent	Score		RPI S	Opponent	Score					
21 H	Central Ark.	1	0	38 A	Loyola Chicago	2	1	85 H	Tulsa	2	1	128 H	Drake	3	1
				38 H	Loyola Chicago	2	1	97 A	Santa Clara	1	0	139 A	Valparaiso	3	2
												139 H	Valparaiso	3	1
												143 A	UMKC	3	0
												151 A	Bradley	2	1
												151 H	Bradley	3	0
												162 H	Omaha	1	0
												172 A	Evansville	4	0
												172 H	Evansville	2	1
												183 A	Western Ill.	4	0
<hr/>															
				LAST 10 GAMES											
				38 H	Loyola Chicago	2	1	151 H	Bradley	3	0				
				139 A	Valparaiso	3	2	172 A	Evansville	4	0				
				172 H	Evansville	2	1	162 H	Omaha	1	0				
				151 A	Bradley	2	1	183 A	Western Ill.	4	0				
				128 H	Drake	3	1	38 A	Loyola Chicago	2	1				

Non-Div. I Games:

Missouri St.

Stanford

Stanford

Average RPI Win: 87		WON-LOST RECORD		WINNING PCT. RANK		LAST 10 GAMES		STRENGTH OF SCHEDULE		OPP. STRENGTH OF SCHEDULE		TEAM RPI		ADJ RPI		CONF. RPI		ADJ CONF. RPI	
DIV. I ONLY		10-3-3		.71875 28		7-2-1		28		31		13		.60043 13		7		7	
DIV. I NON-CONF.		7-1-2		.8 20		5-0-1		42		28		20		.59146 19		6		6	
TOTALS		RPI 1-25		RPI 26-50		W-L RECORDS		RPI 51-100		RPI 101-150		RPI 100+							
10-3-3		0-1-1		1-2-1		OVERALL		6-0-1		3-0-0		3-0-0							
8-1-1		0-0-0		1-1-0		HOME		6-0-1		1-0-0		1-0-0							
2-2-2		0-1-1		0-1-1		AWAY		0-0-0		2-0-0		2-0-0							
0-0-0		0-0-0		0-0-0		NEUTRAL		0-0-0		0-0-0		0-0-0							
7-1-2		0-1-1		1-0-0		NON-CONFERENCE		4-0-1		2-0-0		2-0-0							
6-0-1		0-0-0		1-0-0		HOME		4-0-1		1-0-0		1-0-0							
1-1-1		0-1-1		0-0-		AWAY		0-0-0		1-0-0		1-0-0							
0-0-0		0-0-0		0-0-0		NEUTRAL		0-0-0		0-0-0		0-0-0							
3-2-1		0-0-0		0-2-1		CONFERENCE		2-0-0		1-0-0		1-0-0							
2-1-0		0-0-0		0-1-0		HOME		2-0-0		0-0-0		0-0-0							
1-1-1		0-0-0		0-1-1		AWAY		0-0-0		1-0-0		1-0-0							
0-0-0		0-0-0		0-0-0		NEUTRAL		0-0-0		0-0-0		0-0-0							
RPI S	Opponent		Score		RPI S	Opponent		Score		RPI S	Opponent		Score		RPI S	Opponent		Score	
14 A	Indiana		0	0	29 A	Marshall		0	1	56 H	Xavier		2	2	111 H	Bowling Green		2	0
16 A	Louisville		0	3	31 A	Charlotte		1	1	63 H	Fla. Atlantic		3	0	115 A	ETSU		1	0
					33 H	Albany (NY)		3	2	79 H	Coastal Caro.		1	0	124 A	Old Dominion		2	1
					34 H	FIU		1	2	80 H	South Carolina		4	0					
										85 H	Tulsa		2	0					
										86 H	Ohio St.		2	1					
										92 H	Wright St.		7	1					
LAST 10 GAMES																			
					29 A	Marshall		0	1	34 H	FIU		1	2					
					92 H	Wright St.		7	1	14 A	Indiana		0	0					
					80 H	South Carolina		4	0	115 A	ETSU		1	0					
					124 A	Old Dominion		2	1	79 H	Coastal Caro.		1	0					
					86 H	Ohio St.		2	1	111 H	Bowling Green		2	0					

Non-Div. I Games:

Kentucky

Average RPI Win:	79	WON-LOST RECORD	WINNING PCT. RANK	LAST 10 GAMES	STRENGTH OF SCHEDULE	OPP. STRENGTH OF SCHEDULE	TEAM RPI	ADJ RPI	CONF. RPI	ADJ CONF. RPI		
DIV. I ONLY		12-2-3	.79412	15	8-1-1	82	5	15	.59812	14	5	5
DIV. I NON-CONF.		5-1-3	.72222	35	2-0-1	95	3	18	.58759	22	2	2
<hr/>												
TOTALS	RPI 1-25	RPI 26-50		W-L RECORDS		RPI 51-100		RPI 101-150		RPI 100+		
12-2-3	2-1-2	1-1-1		OVERALL		5-0-0		3-0-0		4-0-0		
8-0-2	1-0-2	1-0-0		HOME		4-0-0		1-0-0		2-0-0		
3-2-0	1-1-0	0-1-0		AWAY		1-0-0		1-0-0		1-0-0		
1-0-1	0-0-0	0-0-1		NEUTRAL		0-0-0		1-0-0		1-0-0		
<hr/>												
5-1-3	0-0-2	1-1-1		NON-CONFERENCE		2-0-0		1-0-0		2-0-0		
4-0-2	0-0-2	1-0-0		HOME		2-0-0		0-0-0		1-0-0		
0-1-0	0-0-0	0-0-		AWAY		0-0-0		0-0-0		0-0-0		
1-0-1	0-0-0	0-0-1		NEUTRAL		0-0-0		1-0-0		1-0-0		
<hr/>												
7-1-0	2-1-0	0-0-0		CONFERENCE		3-0-0		2-0-0		2-0-0		
4-0-0	1-0-0	0-0-0		HOME		2-0-0		1-0-0		1-0-0		
3-1-0	1-1-0	0-0-0		AWAY		1-0-0		1-0-0		1-0-0		
0-0-0	0-0-0	0-0-0		NEUTRAL		0-0-0		0-0-0		0-0-0		
<hr/>												
RPI S	Opponent	Score		RPI S	Opponent	Score		RPI S	Opponent	Score		
9 A	Penn St.	3	1	32 A	Butler	1	2	55 H	UCLA	2	1	
13 H	Kentucky	0	0	36 H	Pittsburgh	3	2	66 A	Northwestern	3	1	
15 H	Notre Dame	1	1	44 N	Seattle U	0	0	73 H	Rutgers	3	0	
22 A	Maryland	0	3					83 H	Sacramento St.	1	0	
23 H	Michigan	1	0					86 H	Ohio St.	5	1	

Average RPI Win:		75	WON-LOST RECORD		WINNING PCT. RANK		LAST 10 GAMES		STRENGTH OF SCHEDULE		OPP. STRENGTH OF SCHEDULE		TEAM RPI		ADJ RPI		CONF. RPI		ADJ CONF. RPI				
DIV. I ONLY			9-6-1		.59375	63	6-4-0		19		6		22		.59625		15	1		1			
DIV. I NON-CONF.			6-1-1		.8125	19	3-1-0		101		20		58		.54243		49	1		1			
TOTALS		RPI 1-25		RPI 26-50				W-L RECORDS		RPI 51-100				RPI 101-150				RPI 100+					
9-6-1		1-4-1		3-2-0				OVERALL		2-0-0				2-0-0				3-0-0					
6-3-0		0-3-0		2-0-0				HOME		2-0-0				1-0-0				2-0-0					
3-3-1		1-1-1		1-2-0				AWAY		0-0-0				1-0-0				1-0-0					
0-0-0		0-0-0		0-0-0				NEUTRAL		0-0-0				0-0-0				0-0-0					
6-1-1		0-1-1		2-0-0				NON-CONFERENCE		1-0-0				2-0-0				3-0-0					
4-1-0		0-1-0		1-0-0				HOME		1-0-0				1-0-0				2-0-0					
2-0-1		0-0-1		1-0-				AWAY		0-0-0				1-0-0				1-0-0					
0-0-0		0-0-0		0-0-0				NEUTRAL		0-0-0				0-0-0				0-0-0					
3-5-0		1-3-0		1-2-0				CONFERENCE		1-0-0				0-0-0				0-0-0					
2-2-0		0-2-0		1-0-0				HOME		1-0-0				0-0-0				0-0-0					
1-3-0		1-1-0		0-2-0				AWAY		0-0-0				0-0-0				0-0-0					
0-0-0		0-0-0		0-0-0				NEUTRAL		0-0-0				0-0-0				0-0-0					
RPI	S	Opponent		Score		RPI	S	Opponent		Score		RPI	S	Opponent		Score		RPI	S	Opponent		Score	
2	H	Virginia		0	1	27	A	NC State		0	2	52	H	DePaul		1	0	114	A	Michigan St.		1	0
5	A	Wake Forest		1	0	36	H	Pittsburgh		1	0	54	H	Duke		1	0	118	H	Denver		1	0
6	H	Clemson		2	4	39	A	North Carolina		0	2							205	H	Purdue Fort Wayne		8	0
8	A	Virginia Tech		1	2	44	H	Seattle U		4	2												
14	A	Indiana		1	1	46	A	Saint Louis		3	2												
23	H	Michigan		0	1																		
LAST 10 GAMES																							
						36	H	Pittsburgh		1	0	205	H	Purdue Fort Wayne		8	0						
						5	A	Wake Forest		1	0	27	A	NC State		0	2						
						23	H	Michigan		0	1	52	H	DePaul		1	0						
						8	A	Virginia Tech		1	2	2	H	Virginia		0	1						
						54	H	Duke		1	0	114	A	Michigan St.		1	0						

Non-Div. I Games:

Notre Dame

Average RPI Win: 64		WON-LOST RECORD		WINNING PCT. RANK		LAST 10 GAMES		STRENGTH OF SCHEDULE		OPP. STRENGTH OF SCHEDULE		TEAM RPI		ADJ RPI		CONF. RPI		ADJ CONF. RPI	
DIV. I ONLY		8-6-2		.5625 77		5-5-0		5		7		18		.59395 16		1		1	
DIV. I NON-CONF.		5-2-1		.6875 47		3-1-0		52		49		52		.54113 51		1		1	
TOTALS		RPI 1-25		RPI 26-50		W-L RECORDS		RPI 51-100		RPI 101-150		RPI 100+							
8-6-2		4-3-0		1-3-1		OVERALL		1-0-0		0-0-1		2-0-1							
6-3-1		4-1-0		0-2-0		HOME		0-0-0		0-0-1		2-0-1							
2-3-1		0-2-0		1-1-1		AWAY		1-0-0		0-0-0		0-0-0							
0-0-0		0-0-0		0-0-0		NEUTRAL		0-0-0		0-0-0		0-0-0							
5-2-1		2-0-0		0-2-0		NON-CONFERENCE		1-0-0		0-0-1		2-0-1							
4-1-1		2-0-0		0-1-0		HOME		0-0-0		0-0-1		2-0-1							
1-1-0		0-0-0		0-0-		AWAY		1-0-0		0-0-0		0-0-0							
0-0-0		0-0-0		0-0-0		NEUTRAL		0-0-0		0-0-0		0-0-0							
3-4-1		2-3-0		1-1-1		CONFERENCE		0-0-0		0-0-0		0-0-0							
2-2-0		2-1-0		0-1-0		HOME		0-0-0		0-0-0		0-0-0							
1-2-1		0-2-0		1-0-1		AWAY		0-0-0		0-0-0		0-0-0							
0-0-0		0-0-0		0-0-0		NEUTRAL		0-0-0		0-0-0		0-0-0							
RPI	S	Opponent		Score		RPI	S	Opponent		Score		RPI	S	Opponent		Score			
1	H	Georgetown		1	0	27	H	NC State		1	2	63	A	Fla. Atlantic		3	0		
2	A	Virginia		0	2	28	A	Syracuse		0	0			109 H Cleveland St.		2	2		
5	H	Wake Forest		1	3	39	A	North Carolina		1	0			169 H Northern Ky.		1	0		
6	A	Clemson		0	4	42	A	South Fla.		0	2			203 H Belmont		3	0		
8	H	Virginia Tech		2	1	45	H	Temple		1	2								
13	H	Kentucky		3	0														
19	H	Boston College		3	2														
LAST 10 GAMES																			
5	H	Wake Forest		1	3	6	A	Clemson		0	4								
39	A	North Carolina		1	0	2	A	Virginia		0	2								
45	H	Temple		1	2	203	H	Belmont		3	0								
19	H	Boston College		3	2	27	H	NC State		1	2								
169	H	Northern Ky.		1	0	1	H	Georgetown		1	0								

Non-Div. I Games:

Louisville



Average RPI Win: 117		WON-LOST RECORD		WINNING PCT. RANK		LAST 10 GAMES		STRENGTH OF SCHEDULE		OPP. STRENGTH OF SCHEDULE		TEAM RPI		ADJ RPI		CONF. RPI		ADJ CONF. RPI	
Average RPI Loss: 33																			
DIV. I ONLY		12-1-2		.86667 8		9-1-0		120		55		20		.59324 17		9		10	
DIV. I NON-CONF.		7-0-2		.88889 9		4-0-0		145		37		24		.58592 23		13		13	
TOTALS		RPI 1-25		RPI 26-50		W-L RECORDS		RPI 51-100		RPI 101-150		RPI 100+							
12-1-2		0-0-0		1-1-1		OVERALL		3-0-0		6-0-1		8-0-1							
6-0-0		0-0-0		0-0-0		HOME		2-0-0		3-0-0		4-0-0							
6-1-2		0-0-0		1-1-1		AWAY		1-0-0		3-0-1		4-0-1							
0-0-0		0-0-0		0-0-0		NEUTRAL		0-0-0		0-0-0		0-0-0							
7-0-2		0-0-0		1-0-1		NON-CONFERENCE		2-0-0		2-0-1		4-0-1							
3-0-0		0-0-0		0-0-0		HOME		1-0-0		1-0-0		2-0-0							
4-0-2		0-0-0		1-1-		AWAY		1-0-0		1-0-1		2-0-1							
0-0-0		0-0-0		0-0-0		NEUTRAL		0-0-0		0-0-0		0-0-0							
5-1-0		0-0-0		0-1-0		CONFERENCE		1-0-0		4-0-0		4-0-0							
3-0-0		0-0-0		0-0-0		HOME		1-0-0		2-0-0		2-0-0							
2-1-0		0-0-0		0-1-0		AWAY		0-0-0		2-0-0		2-0-0							
0-0-0		0-0-0		0-0-0		NEUTRAL		0-0-0		0-0-0		0-0-0							
RPI S	Opponent	Score		RPI S	Opponent	Score		RPI S	Opponent	Score		RPI S	Opponent	Score					
				28 A	Syracuse	2	2	82 H	Dartmouth	1	0	106 A	UMass Lowell	4	0				
				30 A	Providence	2	1	84 H	Hartford	5	0	107 A	Colgate	0	0				
				33 A	Albany (NY)	0	1	96 A	Quinnipiac	3	1	108 H	Marist	2	1				
												125 A	Fairfield	4	0				
												137 H	Stony Brook	1	0				
												144 A	UMBC	1	0				
												147 H	Binghamton	2	0				
												171 H	Boston U.	1	0				
												178 A	Harvard	4	0				
LAST 10 GAMES																			
				33 A	Albany (NY)	0	1	137 H	Stony Brook	1	0								
				84 H	Hartford	5	0	147 H	Binghamton	2	0								
				178 A	Harvard	4	0	96 A	Quinnipiac	3	1								
				106 A	UMass Lowell	4	0	108 H	Marist	2	1								
				144 A	UMBC	1	0	82 H	Dartmouth	1	0								

Non-Div. I Games:

New Hampshire

Average RPI Win:	118	WON-LOST	WINNING	LAST 10	STRENGTH OF	OPP. STRENGTH	TEAM	ADJ	CONF.	ADJ CONF.	
Average RPI Loss:	25	RECORD	PCT. RANK	GAMES	SCHEDULE	OF SCHEDULE	RPI	RPI	RPI	RPI	
DIV. I ONLY	14-1-0	.93333	2	9-1-0	149	74	12	.59171	18	8	8
DIV. I NON-CONF.	9-1-0	.9	8	4-1-0	130	104	11	.59826	13	8	8
<hr/>											
TOTALS	RPI 1-25	RPI 26-50		W-L RECORDS	RPI 51-100		RPI 101-150		RPI 100+		
14-1-0	0-1-0	1-0-0		OVERALL	5-0-0		3-0-0		8-0-0		
6-1-0	0-1-0	1-0-0		HOME	3-0-0		0-0-0		2-0-0		
7-0-0	0-0-0	0-0-0		AWAY	1-0-0		3-0-0		6-0-0		
1-0-0	0-0-0	0-0-0		NEUTRAL	1-0-0		0-0-0		0-0-0		
<hr/>											
9-1-0	0-1-0	1-0-0		NON-CONFERENCE	2-0-0		2-0-0		6-0-0		
4-1-0	0-1-0	1-0-0		HOME	1-0-0		0-0-0		2-0-0		
4-0-0	0-0-0	0-0-		AWAY	0-0-0		2-0-0		4-0-0		
1-0-0	0-0-0	0-0-0		NEUTRAL	1-0-0		0-0-0		0-0-0		
<hr/>											
5-0-0	0-0-0	0-0-0		CONFERENCE	3-0-0		1-0-0		2-0-0		
2-0-0	0-0-0	0-0-0		HOME	2-0-0		0-0-0		0-0-0		
3-0-0	0-0-0	0-0-0		AWAY	1-0-0		1-0-0		2-0-0		
0-0-0	0-0-0	0-0-0		NEUTRAL	0-0-0		0-0-0		0-0-0		
<hr/>											
RPI S	Opponent	Score	RPI S	Opponent	Score	RPI S	Opponent	Score	RPI S	Opponent	Score
25 H	UC Davis	2 4	37 H	UC Irvine	2 0	64 H	San Diego	3 0	101 A	Northern Ill.	5 0
						83 H	Sacramento St.	4 0	126 A	CSU Bakersfield	3 2
						88 N	Utah Valley	2 1	135 A	Gonzaga	3 0
						93 H	Pacific	1 0	156 A	San Francisco	1 0
						97 A	Santa Clara	2 1	161 H	Grand Canyon	1 0
									162 H	Omaha	4 0
									167 A	San Jose St.	5 2
									177 A	UNLV	2 0
<hr/>											
			LAST 10 GAMES								
			135 A	Gonzaga	3 0	101 A	Northern Ill.	5 0			
			93 H	Pacific	1 0	83 H	Sacramento St.	4 0			
			156 A	San Francisco	1 0	25 H	UC Davis	2 4			
			64 H	San Diego	3 0	88 N	Utah Valley	2 1			
			97 A	Santa Clara	2 1	177 A	UNLV	2 0			

Non-Div. I Games:

Saint Mary's (CA)

[illegible]

**Non-Div. I Games:**

Boston College

Average RPI Win: 72		WON-LOST RECORD		WINNING PCT. RANK		LAST 10 GAMES		STRENGTH OF SCHEDULE		OPP. STRENGTH OF SCHEDULE		TEAM RPI		ADJ RPI		CONF. RPI		ADJ CONF. RPI	
DIV. I ONLY		10-4-3		.67647 36		5-3-2		18		47		16		.59068 20		8		8	
DIV. I NON-CONF.		5-4-3		.54167 87		0-3-2		17		22		9		.60387 11		8		8	
TOTALS		RPI 1-25		RPI 26-50		W-L RECORDS		RPI 51-100		RPI 101-150		RPI 100+							
10-4-3		1-1-0		2-2-2		OVERALL		6-1-1		1-0-0		1-0-0							
7-2-1		1-1-0		2-1-1		HOME		3-0-0		1-0-0		1-0-0							
3-2-2		0-0-0		0-1-1		AWAY		3-1-1		0-0-0		0-0-0							
0-0-0		0-0-0		0-0-0		NEUTRAL		0-0-0		0-0-0		0-0-0							
5-4-3		1-1-0		2-2-2		NON-CONFERENCE		2-1-1		0-0-0		0-0-0							
4-2-1		1-1-0		2-1-1		HOME		1-0-0		0-0-0		0-0-0							
1-2-2		0-0-0		0-1-		AWAY		1-1-1		0-0-0		0-0-0							
0-0-0		0-0-0		0-0-0		NEUTRAL		0-0-0		0-0-0		0-0-0							
5-0-0		0-0-0		0-0-0		CONFERENCE		4-0-0		1-0-0		1-0-0							
3-0-0		0-0-0		0-0-0		HOME		2-0-0		1-0-0		1-0-0							
2-0-0		0-0-0		0-0-0		AWAY		2-0-0		0-0-0		0-0-0							
0-0-0		0-0-0		0-0-0		NEUTRAL		0-0-0		0-0-0		0-0-0							
RPI S	Opponent		Score		RPI S	Opponent		Score		RPI S	Opponent		Score		RPI S	Opponent		Score	
8 H	Virginia Tech		1	2	29 H	Marshall		1	4	64 A	San Diego		3	1	135 H	Gonzaga		1	0
25 H	UC Davis		1	0	35 A	Western Mich.		0	1	68 A	CSUN		2	0					
					37 H	UC Irvine		3	3	70 H	Portland		2	1					
					38 H	Loyola Chicago		1	0	83 H	Sacramento St.		3	0					
					40 A	Cal St. Fullerton		1	1	90 A	UC Riverside		0	0					
					48 H	Oral Roberts		2	0	93 A	Pacific		2	1					
										94 A	Cal Poly		1	2					
										97 H	Santa Clara		2	0					
					LAST 10 GAMES														
					97 H	Santa Clara		2	0	135 H	Gonzaga		1	0					
					64 A	San Diego		3	1	35 A	Western Mich.		0	1					
					93 A	Pacific		2	1	37 H	UC Irvine		3	3					
					70 H	Portland		2	1	40 A	Cal St. Fullerton		1	1					
					29 H	Marshall		1	4	94 A	Cal Poly		1	2					

Non-Div. I Games:

LMU (CA)

Average RPI Win: 106		WON-LOST	WINNING	LAST 10	STRENGTH OF		OPP. STRENGTH	TEAM	ADJ	CONF.	ADJ CONF.
Average RPI Loss: 45		RECORD	PCT. RANK	GAMES	SCHEDULE		OF SCHEDULE	RPI	RPI	RPI	RPI
DIV. I ONLY		8-6-1	.56667	73	5-5-0		1	151	21	.58786	21
DIV. I NON-CONF.		5-5-1	.5	88	2-4-0		3	163	16	.59509	17
TOTALS		RPI 1-25	RPI 26-50		W-L RECORDS		RPI 51-100		RPI 101-150		RPI 100+
8-6-1		0-2-0	1-2-1		OVERALL		4-2-0		2-0-0		3-0-0
5-2-1		0-0-0	0-2-1		HOME		3-0-0		1-0-0		2-0-0
3-4-0		0-2-0	1-0-0		AWAY		1-2-0		1-0-0		1-0-0
0-0-0		0-0-0	0-0-0		NEUTRAL		0-0-0		0-0-0		0-0-0
5-5-1		0-2-0	1-1-1		NON-CONFERENCE		2-2-0		1-0-0		2-0-0
4-1-1		0-0-0	0-1-1		HOME		2-0-0		1-0-0		2-0-0
1-4-0		0-2-0	1-0-		AWAY		0-2-0		0-0-0		0-0-0
0-0-0		0-0-0	0-0-0		NEUTRAL		0-0-0		0-0-0		0-0-0
3-1-0		0-0-0	0-1-0		CONFERENCE		2-0-0		1-0-0		1-0-0
1-1-0		0-0-0	0-1-0		HOME		1-0-0		0-0-0		0-0-0
2-0-0		0-0-0	0-0-0		AWAY		1-0-0		1-0-0		1-0-0
0-0-0		0-0-0	0-0-0		NEUTRAL		0-0-0		0-0-0		0-0-0
RPI S	Opponent	Score		RPI S	Opponent	Score		RPI S	Opponent	Score	
10 A	SMU	0	3	26 A	Memphis	4	1	75 A	UTRGV	0	1
11 A	Missouri St.	0	1	41 H	Campbell	1	1	78 A	SIUE	0	2
				48 H	Oral Roberts	1	3	79 H	Coastal Caro.	1	0
				49 H	Appalachian St.	0	1	81 H	Dayton	2	1
								92 H	Wright St.	4	1
								100 A	Georgia St.	2	0
				LAST 10 GAMES							
				100 A	Georgia St.	2	0	49 H	Appalachian St.	0	1
				48 H	Oral Roberts	1	3	10 A	SMU	0	3
				26 A	Memphis	4	1	78 A	SIUE	0	2
				122 A	Ga. Southern	2	1	75 A	UTRGV	0	1
				79 H	Coastal Caro.	1	0	148 H	Houston Baptist	4	0

Non-Div. I Games: Central Baptist 10 0

Central Ark.

Average RPI Win: 50		WON-LOST RECORD	WINNING PCT. RANK		LAST 10 GAMES	STRENGTH OF SCHEDULE	OPP. STRENGTH OF SCHEDULE	TEAM RPI	ADJ RPI	CONF. RPI	ADJ CONF. RPI						
Average RPI Loss: 26																	
DIV. I ONLY		9-6-2	.58824	68	5-3-2	8	11	19	.58626	22	5	5					
DIV. I NON-CONF.		6-3-0	.66667	51	2-1-0	1	5	6	.62555	6	2	2					
<hr/>																	
TOTALS		RPI 1-25		RPI 26-50		W-L RECORDS		RPI 51-100		RPI 101-150		RPI 100+					
9-6-2		2-4-0		2-0-0		OVERALL		5-2-0		0-0-2		0-0-2					
7-3-0		2-2-0		2-0-0		HOME		3-1-0		0-0-0		0-0-0					
1-2-2		0-1-0		0-0-0		AWAY		1-1-0		0-0-2		0-0-2					
1-1-0		0-1-0		0-0-0		NEUTRAL		1-0-0		0-0-0		0-0-0					
6-3-0		1-2-0		2-0-0		NON-CONFERENCE		3-1-0		0-0-0		0-0-0					
5-1-0		1-1-0		2-0-0		HOME		2-0-0		0-0-0		0-0-0					
0-1-0		0-0-0		0-0-		AWAY		0-1-0		0-0-0		0-0-0					
1-1-0		0-1-0		0-0-0		NEUTRAL		1-0-0		0-0-0		0-0-0					
3-3-2		1-2-0		0-0-0		CONFERENCE		2-1-0		0-0-2		0-0-2					
2-2-0		1-1-0		0-0-0		HOME		1-1-0		0-0-0		0-0-0					
1-1-2		0-1-0		0-0-0		AWAY		1-0-0		0-0-2		0-0-2					
0-0-0		0-0-0		0-0-0		NEUTRAL		0-0-0		0-0-0		0-0-0					
RPI	S	Opponent		Score		RPI	S	Opponent		Score		RPI	S	Opponent		Score	
1	H	Georgetown		0	1	40	H	Cal St. Fullerton		2	0	55	A	UCLA		2	3
2	N	Virginia		0	2	42	H	South Fla.		1	0	58	N	Villanova		1	0
4	H	St. John's (NY)		1	0							61	H	Yale		1	0
9	A	Penn St.		2	3							66	H	Northwestern		1	3
14	H	Indiana		3	0							73	H	Rutgers		3	1
23	H	Michigan		2	4							76	H	Akron		1	0
												86	A	Ohio St.		2	0
<hr/>																	
LAST 10 GAMES																	
23	H	Michigan		2	4	1	H	Georgetown		0	1	114	A	Michigan St.		1	1
9	A	Penn St.		2	3	40	H	Cal St. Fullerton		2	0	73	H	Rutgers		3	1
86	A	Ohio St.		2	0	117	A	Wisconsin		0	0						
61	H	Yale		1	0												
14	H	Indiana		3	0												

Non-Div. I Games:

Maryland

Average RPI Win: 84		WON-LOST RECORD		WINNING PCT. RANK		LAST 10 GAMES		STRENGTH OF SCHEDULE		OPP. STRENGTH OF SCHEDULE		TEAM RPI		ADJ RPI		CONF. RPI		ADJ CONF. RPI					
DIV. I ONLY		9-4-4		.64706 43		6-2-2		43		46		33		.58167 23		5		5					
DIV. I NON-CONF.		5-3-1		.61111 63		2-1-0		24		103		26		.57786 25		2		2					
TOTALS		RPI 1-25		RPI 26-50		W-L RECORDS		RPI 51-100		RPI 101-150		RPI 100+											
9-4-4		2-2-1		0-1-0		OVERALL		3-1-1		3-0-1		4-0-2											
6-3-2		0-1-0		0-1-0		HOME		2-1-1		3-0-1		4-0-1											
3-1-2		2-1-1		0-0-0		AWAY		1-0-0		0-0-0		0-0-1											
0-0-0		0-0-0		0-0-0		NEUTRAL		0-0-0		0-0-0		0-0-0											
5-3-1		1-1-0		0-1-0		NON-CONFERENCE		1-1-0		2-0-0		3-0-1											
4-3-0		0-1-0		0-1-0		HOME		1-1-0		2-0-0		3-0-0											
1-0-1		1-0-0		0-0-		AWAY		0-0-0		0-0-0		0-0-1											
0-0-0		0-0-0		0-0-0		NEUTRAL		0-0-0		0-0-0		0-0-0											
4-1-3		1-1-1		0-0-0		CONFERENCE		2-0-1		1-0-1		1-0-1											
2-0-2		0-0-0		0-0-0		HOME		1-0-1		1-0-1		1-0-1											
2-1-1		1-1-1		0-0-0		AWAY		1-0-0		0-0-0		0-0-0											
0-0-0		0-0-0		0-0-0		NEUTRAL		0-0-0		0-0-0		0-0-0											
RPI	S	Opponent		Score		RPI	S	Opponent		Score		RPI	S	Opponent		Score							
7	H	Washington		0	1	35	H	Western Mich.		1	2	66	H	Northwestern		3	0	105	H	Cornell	3	0	
9	A	Penn St.		0	0							71	H	FGCU		3	4	113	H	Oakland	2	0	
14	A	Indiana		0	1							73	H	Rutgers		1	1	114	H	Michigan St.	2	0	
15	A	Notre Dame		1	0							78	H	SIUE		3	1	117	H	Wisconsin	1	1	
22	A	Maryland		4	2							86	A	Ohio St.		2	0	153	H	Detroit Mercy	1	0	
																		162	A	Omaha	1	1	
						LAST 10 GAMES																	
		22	A	Maryland	4	2		14	A	Indiana	0	1											
		114	H	Michigan St.	2	0		153	H	Detroit Mercy	1	0											
		117	H	Wisconsin	1	1		66	H	Northwestern	3	0											
		15	A	Notre Dame	1	0		86	A	Ohio St.	2	0											
		35	H	Western Mich.	1	2		9	A	Penn St.	0	0											

Non-Div. I Games:

Michigan

Average RPI Win:	96	WON-LOST	WINNING	LAST 10	STRENGTH OF	OPP. STRENGTH	TEAM	ADJ	CONF.	ADJ CONF.			
Average RPI Loss:	44	RECORD	PCT. RANK	GAMES	SCHEDULE	OF SCHEDULE	RPI	RPI	RPI	RPI			
DIV. I ONLY		11-3-4	.72222	27	5-1-4	65	43	26	.58099	24	6	6	
DIV. I NON-CONF.		6-2-2	.7	43	0-0-2	56	72	28	.57216	30	5	5	
<hr/>													
TOTALS	RPI 1-25	RPI 26-50		W-L RECORDS		RPI 51-100		RPI 101-150		RPI 100+			
11-3-4	0-1-2	2-1-0		OVERALL		6-1-2		2-0-0		3-0-0			
6-3-1	0-1-1	1-1-0		HOME		3-1-0		1-0-0		2-0-0			
5-0-3	0-0-1	1-0-0		AWAY		3-0-2		1-0-0		1-0-0			
0-0-0	0-0-0	0-0-0		NEUTRAL		0-0-0		0-0-0		0-0-0			
<hr/>													
6-2-2	0-1-1	1-0-0		NON-CONFERENCE		2-1-1		2-0-0		3-0-0			
3-2-1	0-1-1	1-0-0		HOME		0-1-0		1-0-0		2-0-0			
3-0-1	0-0-0	0-0-		AWAY		2-0-1		1-0-0		1-0-0			
0-0-0	0-0-0	0-0-0		NEUTRAL		0-0-0		0-0-0		0-0-0			
<hr/>													
5-1-2	0-0-1	1-1-0		CONFERENCE		4-0-1		0-0-0		0-0-0			
3-1-0	0-0-0	0-1-0		HOME		3-0-0		0-0-0		0-0-0			
2-0-2	0-0-1	1-0-0		AWAY		1-0-1		0-0-0		0-0-0			
0-0-0	0-0-0	0-0-0		NEUTRAL		0-0-0		0-0-0		0-0-0			
<hr/>													
RPI S	Opponent	Score	RPI S	Opponent	Score	RPI S	Opponent	Score	RPI S	Opponent	Score		
8 H	Virginia Tech	1 3	37 H	UC Irvine	1 2	64 A	San Diego	2 2	135 A	Gonzaga	1 0		
12 H	Stanford	3 3	40 A	Cal St. Fullerton	5 0	65 A	Oregon St.	3 2	144 H	UMBC	4 0		
25 A	UC Davis	1 1	44 H	Seattle U	1 0	68 A	CSUN	0 0	177 H	UNLV	2 1		
						83 H	Sacramento St.	2 0					
						87 H	California	0 3					
						90 H	UC Riverside	2 0					
						93 A	Pacific	2 0					
						94 A	Cal Poly	2 0					
						94 H	Cal Poly	3 1					
<hr/>													
LAST 10 GAMES													
			94 A Cal Poly			2 0			40 A Cal St. Fullerton			5 0	
			68 A CSUN			0 0			83 H Sacramento St.			2 0	
			25 A UC Davis			1 1			94 H Cal Poly			3 1	
			37 H UC Irvine			1 2			64 A San Diego			2 2	
			90 H UC Riverside			2 0			12 H Stanford			3 3	

Non-Div. I Games:

UC Santa Barbara



Average RPI Win:	95	WON-LOST	WINNING	LAST 10	STRENGTH OF	OPP. STRENGTH	TEAM	ADJ	CONF.	ADJ CONF.					
Average RPI Loss:	54	RECORD	PCT. RANK	GAMES	SCHEDULE	OF SCHEDULE	RPI	RPI	RPI	RPI					
DIV. I ONLY		11-4-2	.70588	30	8-1-1	70	45	28	.58053	25	6	6			
DIV. I NON-CONF.		5-3-1	.61111	63	2-0-0	83	78	38	.56763	34	5	5			
<hr/>															
TOTALS	RPI 1-25	RPI 26-50		W-L RECORDS		RPI 51-100		RPI 101-150		RPI 100+					
11-4-2	1-1-1	1-1-0		OVERALL		5-2-1		2-0-0		4-0-0					
5-0-1	0-0-1	0-0-0		HOME		3-0-0		1-0-0		2-0-0					
6-4-1	1-1-0	1-1-0		AWAY		2-2-1		1-0-0		2-0-0					
0-0-0	0-0-0	0-0-0		NEUTRAL		0-0-0		0-0-0		0-0-0					
5-3-1	1-1-0	0-0-0		NON-CONFERENCE		0-2-1		2-0-0		4-0-0					
2-0-0	0-0-0	0-0-0		HOME		0-0-0		1-0-0		2-0-0					
3-3-1	1-1-0	0-0-		AWAY		0-2-1		1-0-0		2-0-0					
0-0-0	0-0-0	0-0-0		NEUTRAL		0-0-0		0-0-0		0-0-0					
6-1-1	0-0-1	1-1-0		CONFERENCE		5-0-0		0-0-0		0-0-0					
3-0-1	0-0-1	0-0-0		HOME		3-0-0		0-0-0		0-0-0					
3-1-0	0-0-0	1-1-0		AWAY		2-0-0		0-0-0		0-0-0					
0-0-0	0-0-0	0-0-0		NEUTRAL		0-0-0		0-0-0		0-0-0					
RPI	S	Opponent	Score	RPI	S	Opponent	Score	RPI	S	Opponent	Score				
18	A	Saint Mary's (CA)	4 2	37	A	UC Irvine	0 1	62	A	Marquette	0 0	117	A	Wisconsin	2 0
20	A	LMU (CA)	0 1	40	A	Cal St. Fullerton	2 1	64	A	San Diego	0 1	126	H	CSU Bakersfield	2 1
24	H	UC Santa Barbara	1 1					68	H	CSUN	1 0	160	H	Air Force	2 0
								83	A	Sacramento St.	2 1	167	A	San Jose St.	3 1
								83	H	Sacramento St.	1 0				
								90	H	UC Riverside	2 0				
								93	A	Pacific	0 2				
								94	A	Cal Poly	1 0				
				LAST 10 GAMES											
				83	H	Sacramento St.	1 0	68	H	CSUN	1 0				
				40	A	Cal St. Fullerton	2 1	94	A	Cal Poly	1 0				
				24	H	UC Santa Barbara	1 1	83	A	Sacramento St.	2 1				
				90	H	UC Riverside	2 0	18	A	Saint Mary's (CA)	4 2				
				37	A	UC Irvine	0 1	167	A	San Jose St.	3 1				

Non-Div. I Games:

UC Davis

**M  
e  
m  
p  
h  
i  
s**

Memphis

Memphis

NC State		Average RPI Win:	89	WON-LOST RECORD	WINNING PCT. RANK	LAST 10 GAMES	STRENGTH OF SCHEDULE	OPP. STRENGTH OF SCHEDULE	TEAM RPI	ADJ RPI	CONF. RPI	ADJ CONF. RPI
DIV. I ONLY				8-5-3	.59375 63	4-4-2	14	16	25	.5792 27	1	1
DIV. I NON-CONF.				5-1-2	.75 29	2-0-1	111	93	78	.51521 78	1	1
TOTALS		RPI 1-25		RPI 26-50		W-L RECORDS	RPI 51-100		RPI 101-150		RPI 100+	
8-5-3		3-4-0		0-1-0		OVERALL	1-0-2		2-0-1		4-0-1	
7-3-0		2-3-0		0-0-0		HOME	1-0-0		2-0-0		4-0-0	
1-2-3		1-1-0		0-1-0		AWAY	0-0-2		0-0-1		0-0-1	
0-0-0		0-0-0		0-0-0		NEUTRAL	0-0-0		0-0-0		0-0-0	
5-1-2		0-1-0		0-0-0		NON-CONFERENCE	1-0-1		2-0-1		4-0-1	
5-1-0		0-1-0		0-0-0		HOME	1-0-0		2-0-0		4-0-0	
0-0-2		0-0-0		0-0-		AWAY	0-0-1		0-0-1		0-0-1	
0-0-0		0-0-0		0-0-0		NEUTRAL	0-0-0		0-0-0		0-0-0	
3-4-1		3-3-0		0-1-0		CONFERENCE	0-0-1		0-0-0		0-0-0	
2-2-0		2-2-0		0-0-0		HOME	0-0-0		0-0-0		0-0-0	
1-2-1		1-1-0		0-1-0		AWAY	0-0-1		0-0-0		0-0-0	
0-0-0		0-0-0		0-0-0		NEUTRAL	0-0-0		0-0-0		0-0-0	
RPI S	Opponent	Score	RPI S	Opponent	Score	RPI S	Opponent	Score	RPI S	Opponent	Score	
2 A	Virginia	0 2	28 A	Syracuse	0 3	53 H	Loyola Maryland	2 1	115 H	ETSU	1 0	
4 H	St. John's (NY)	0 1				54 A	Duke	0 0	121 A	William & Mary	1 1	
5 H	Wake Forest	1 3				80 A	South Carolina	0 0	127 H	Elon	3 2	
6 H	Clemson	0 3							180 H	Longwood	1 0	
15 H	Notre Dame	2 0							186 H	Col. of Charleston	4 1	
16 A	Louisville	2 1										
19 H	Boston College	1 0										
LAST 10 GAMES						5 H	Wake Forest	1 3				
6 H	Clemson	0 3	28 A	Syracuse	0 3	115 H	ETSU	1 0				
127 H	Elon	3 2				15 H	Notre Dame	2 0				
54 A	Duke	0 0				16 A	Louisville	2 1				
80 A	South Carolina	0 0				2 A	Virginia	0 2				

Non-Div. I Games:

NC State

Average RPI Win: 87		WON-LOST RECORD		WINNING PCT. RANK		LAST 10 GAMES		STRENGTH OF SCHEDULE		OPP. STRENGTH OF SCHEDULE		TEAM RPI		ADJ RPI		CONF. RPI		ADJ CONF. RPI	
DIV. I ONLY		6-5-4		.53333		85		5-4-1		4		13		23		.57883		28	
DIV. I NON-CONF.		4-1-2		.71429		38		3-0-0		6		79		31		.56601		35	
TOTALS		RPI 1-25		RPI 26-50		W-L RECORDS		RPI 51-100		RPI 101-150		RPI 100+							
6-5-4		0-4-2		2-0-1		OVERALL		1-1-1		3-0-0		3-0-0							
4-1-4		0-1-2		1-0-1		HOME		1-0-1		2-0-0		2-0-0							
2-4-0		0-3-0		1-0-0		AWAY		0-1-0		1-0-0		1-0-0							
0-0-0		0-0-0		0-0-0		NEUTRAL		0-0-0		0-0-0		0-0-0							
4-1-2		0-1-1		0-0-0		NON-CONFERENCE		1-0-1		3-0-0		3-0-0							
3-0-2		0-0-1		0-0-0		HOME		1-0-1		2-0-0		2-0-0							
1-1-0		0-1-0		0-0-		AWAY		0-0-0		1-0-0		1-0-0							
0-0-0		0-0-0		0-0-0		NEUTRAL		0-0-0		0-0-0		0-0-0							
2-4-2		0-3-1		2-0-1		CONFERENCE		0-1-0		0-0-0		0-0-0							
1-1-2		0-1-1		1-0-1		HOME		0-0-0		0-0-0		0-0-0							
1-3-0		0-2-0		1-0-0		AWAY		0-1-0		0-0-0		0-0-0							
0-0-0		0-0-0		0-0-0		NEUTRAL		0-0-0		0-0-0		0-0-0							
RPI	S	Opponent		Score		RPI	S	Opponent		Score		RPI	S	Opponent		Score			
1	A	Georgetown		1	3	27	H	NC State		3	0	54	A	Duke		0	4		
5	A	Wake Forest		0	1	36	H	Pittsburgh		1	1	61	H	Yale		1	1		
6	H	Clemson		4	7	39	A	North Carolina		4	3	98	H	UConn		1	0		
16	H	Louisville		0	0														
17	H	New Hampshire		2	2														
19	A	Boston College		1	2														
LAST 10 GAMES																			
19	A	Boston College		1	2	54	A	Duke		0	4								
27	H	NC State		3	0	36	H	Pittsburgh		1	1								
6	H	Clemson		4	7	107	A	Colgate		1	0								
98	H	UConn		1	0	5	A	Wake Forest		0	1								
39	A	North Carolina		4	3	105	H	Cornell		3	2								

Non-Div. I Games: Morrisville St. 11 0

Syracuse

Average RPI Win:	94	WON-LOST RECORD	WINNING PCT. RANK	LAST 10 GAMES		STRENGTH OF SCHEDULE	OPP. STRENGTH OF SCHEDULE	TEAM RPI	ADJ RPI	CONF. RPI	ADJ CONF. RPI				
DIV. I ONLY		12-2-3	.79412	15	7-1-2	111	38	29	.57752	29	7	7			
DIV. I NON-CONF.		8-1-2	.81818	17	4-0-1	120	63	35	.56884	32	6	6			
<hr/>															
TOTALS	RPI 1-25	RPI 26-50		W-L RECORDS		RPI 51-100		RPI 101-150		RPI 100+					
12-2-3	2-0-0	1-0-1		OVERALL		3-2-1		5-0-0		6-0-1					
7-1-0	1-0-0	1-0-0		HOME		3-1-0		2-0-0		2-0-0					
5-1-3	1-0-0	0-0-1		AWAY		0-1-1		3-0-0		4-0-1					
0-0-0	0-0-0	0-0-0		NEUTRAL		0-0-0		0-0-0		0-0-0					
<hr/>															
8-1-2	1-0-0	1-0-0		NON-CONFERENCE		2-1-1		3-0-0		4-0-1					
4-1-0	0-0-0	1-0-0		HOME		2-1-0		1-0-0		1-0-0					
4-0-2	1-0-0	0-0-		AWAY		0-0-1		2-0-0		3-0-1					
0-0-0	0-0-0	0-0-0		NEUTRAL		0-0-0		0-0-0		0-0-0					
<hr/>															
4-1-1	1-0-0	0-0-1		CONFERENCE		1-1-0		2-0-0		2-0-0					
3-0-0	1-0-0	0-0-0		HOME		1-0-0		1-0-0		1-0-0					
1-1-1	0-0-0	0-0-1		AWAY		0-1-0		1-0-0		1-0-0					
0-0-0	0-0-0	0-0-0		NEUTRAL		0-0-0		0-0-0		0-0-0					
<hr/>															
RPI	S	Opponent	Score		RPI	S	Opponent	Score		RPI	S	Opponent	Score		
13	H	Kentucky	1	0	31	A	Charlotte	0	0	63	A	Fla. Atlantic	0	1	
20	A	LMU (CA)	4	1	32	H	Butler	2	1	75	H	UTRGV	2	3	
										76	H	Akron	2	1	
										80	H	South Carolina	2	0	
										81	H	Dayton	2	0	
										92	A	Wright St.	2	2	

**Non-Div. I Games:**

Marshall

Average RPI Win:	98	WON-LOST	WINNING	LAST 10	STRENGTH OF	OPP. STRENGTH	TEAM	ADJ	CONF.	ADJ CONF.		
Average RPI Loss:	35	RECORD	PCT. RANK	GAMES	SCHEDULE	OF SCHEDULE	RPI	RPI	RPI	RPI		
DIV. I ONLY		11-5-0	.6875	34	7-3-0	76	30	30	.57696	30	2	2
DIV. I NON-CONF.		6-2-0	.75	29	2-0-0	128	69	50	.54495	48	4	3
<hr/>												
TOTALS	RPI 1-25	RPI 26-50		W-L RECORDS		RPI 51-100		RPI 101-150		RPI 100+		
11-5-0	0-2-0	1-1-0		OVERALL		6-2-0		1-0-0		4-0-0		
7-2-0	0-1-0	0-1-0		HOME		3-0-0		1-0-0		4-0-0		
4-3-0	0-1-0	1-0-0		AWAY		3-2-0		0-0-0		0-0-0		
0-0-0	0-0-0	0-0-0		NEUTRAL		0-0-0		0-0-0		0-0-0		
<hr/>												
6-2-0	0-1-0	1-0-0		NON-CONFERENCE		1-1-0		1-0-0		4-0-0		
4-1-0	0-1-0	0-0-0		HOME		0-0-0		1-0-0		4-0-0		
2-1-0	0-0-0	1-0-		AWAY		1-1-0		0-0-0		0-0-0		
0-0-0	0-0-0	0-0-0		NEUTRAL		0-0-0		0-0-0		0-0-0		
<hr/>												
5-3-0	0-1-0	0-1-0		CONFERENCE		5-1-0		0-0-0		0-0-0		
3-1-0	0-0-0	0-1-0		HOME		3-0-0		0-0-0		0-0-0		
2-2-0	0-1-0	0-0-0		AWAY		2-1-0		0-0-0		0-0-0		
0-0-0	0-0-0	0-0-0		NEUTRAL		0-0-0		0-0-0		0-0-0		
<hr/>												
RPI S	Opponent	Score	RPI S	Opponent	Score	RPI S	Opponent	Score	RPI S	Opponent	Score	
1 A	Georgetown	1 2	32 H	Butler	1 3	51 H	Creighton	3 2	106 H	UMass Lowell	4 0	
17 H	New Hampshire	1 2	33 A	Albany (NY)	1 0	52 A	DePaul	0 2	175 H	Sacred Heart	4 0	
						56 A	Xavier	2 1	178 H	Harvard	1 0	
						58 A	Villanova	2 0	187 H	Brown	1 0	
						62 H	Marquette	2 0				
						74 A	Rhode Island	1 2				
						77 H	Seton Hall	1 0				
						98 A	UConn	2 1				
			LAST 10 GAMES									
			56 A Xavier			2 1	98 A UConn	2 1				
			51 H Creighton			3 2	32 H Butler	1 3				
			58 A Villanova			2 0	1 A Georgetown	1 2				
			52 A DePaul			0 2	187 H Brown	1 0				
			62 H Marquette			2 0	77 H Seton Hall	1 0				

Non-Div. I Games:

Providence

Average RPI Win:	110	WON-LOST RECORD	WINNING PCT. RANK	LAST 10 GAMES	STRENGTH OF SCHEDULE	OPP. STRENGTH OF SCHEDULE	TEAM RPI	ADJ RPI	CONF. RPI	ADJ CONF. RPI		
DIV. I ONLY		10-2-4	.75	22	6-2-2	60	70	24	.57664	31	7	7
DIV. I NON-CONF.		6-2-1	.72222	35	3-2-0	73	142	33	.56438	37	6	6
<hr/>												
TOTALS	RPI 1-25	RPI 26-50		W-L RECORDS		RPI 51-100		RPI 101-150		RPI 100+		
10-2-4	0-0-1	1-0-2		OVERALL		3-2-0		5-0-1		6-0-1		
6-1-2	0-0-1	1-0-1		HOME		2-1-0		3-0-0		3-0-0		
4-1-2	0-0-0	0-0-1		AWAY		1-1-0		2-0-1		3-0-1		
0-0-0	0-0-0	0-0-0		NEUTRAL		0-0-0		0-0-0		0-0-0		
6-2-1	0-0-0	1-0-0		NON-CONFERENCE		1-2-0		3-0-1		4-0-1		
4-1-0	0-0-0	1-0-0		HOME		1-1-0		2-0-0		2-0-0		
2-1-1	0-0-0	0-0-		AWAY		0-1-0		1-0-1		2-0-1		
0-0-0	0-0-0	0-0-0		NEUTRAL		0-0-0		0-0-0		0-0-0		
4-0-3	0-0-1	0-0-2		CONFERENCE		2-0-0		2-0-0		2-0-0		
2-0-2	0-0-1	0-0-1		HOME		1-0-0		1-0-0		1-0-0		
2-0-1	0-0-0	0-0-1		AWAY		1-0-0		1-0-0		1-0-0		
0-0-0	0-0-0	0-0-0		NEUTRAL		0-0-0		0-0-0		0-0-0		
RPI	S	Opponent	Score	RPI	S	Opponent	Score	RPI	S	Opponent	Score	
13	H	Kentucky	1 1	29	H	Marshall	0 0	63	A	Fla. Atlantic	3 1	
				34	A	FIU	0 0	71	A	FGCU	0 1	
				50	H	High Point	1 0	79	H	Coastal Caro.	2 1	
								80	H	South Carolina	4 0	
								100	H	Georgia St.	0 1	
</												

**Non-Div. I Games:**

Charlotte




Average RPI Win:		81	WON-LOST RECORD		WINNING PCT. RANK		LAST 10 GAMES		STRENGTH OF SCHEDULE		OPP. STRENGTH OF SCHEDULE		TEAM RPI		ADJ RPI		CONF. RPI		ADJ CONF. RPI					
DIV. I ONLY			9-6-1		.59375		63		6-3-1		33		29		32		.5725		32		2		2	
DIV. I NON-CONF.			6-2-0		.75		29		3-0-0		72		60		48		.54113		51		4		3	
TOTALS		RPI 1-25		RPI 26-50		W-L RECORDS		RPI 51-100		RPI 101-150		RPI 100+												
9-6-1		1-2-0		2-1-0		OVERALL		3-3-1		2-0-0		3-0-0												
6-2-1		1-2-0		1-0-0		HOME		2-0-1		1-0-0		2-0-0												
3-4-0		0-0-0		1-1-0		AWAY		1-3-0		1-0-0		1-0-0												
0-0-0		0-0-0		0-0-0		NEUTRAL		0-0-0		0-0-0		0-0-0												
6-2-0		1-0-0		1-1-0		NON-CONFERENCE		1-1-0		2-0-0		3-0-0												
5-0-0		1-0-0		1-0-0		HOME		1-0-0		1-0-0		2-0-0												
1-2-0		0-0-0		0-0-		AWAY		0-1-0		1-0-0		1-0-0												
0-0-0		0-0-0		0-0-0		NEUTRAL		0-0-0		0-0-0		0-0-0												
3-4-1		0-2-0		1-0-0		CONFERENCE		2-2-1		0-0-0		0-0-0												
1-2-1		0-2-0		0-0-0		HOME		1-0-1		0-0-0		0-0-0												
2-2-0		0-0-0		1-0-0		AWAY		1-2-0		0-0-0		0-0-0												
0-0-0		0-0-0		0-0-0		NEUTRAL		0-0-0		0-0-0		0-0-0												
RPI	S	Opponent		Score		RPI	S	Opponent		Score		RPI	S	Opponent		Score								
1	H	Georgetown		0 3		29	A	Marshall		1 2		51	A	Creighton		1 2								
4	H	St. John's (NY)		0 1		30	A	Providence		3 1		52	H	DePaul		2 2								
14	H	Indiana		2 1		35	H	Western Mich.		2 1		58	H	Villanova		1 0								
												62	A	Marquette		2 3								
												76	H	Akron		1 0								
												77	A	Seton Hall		4 0								
												78	A	SIUE		1 2								
LAST 10 GAMES																								
						51	A	Creighton		1 2		52	H	DePaul		2 2								
						58	H	Villanova		1 0		76	H	Akron		1 0								
						62	A	Marquette		2 3		30	A	Providence		3 1								
						77	A	Seton Hall		4 0		4	H	St. John's (NY)		0 1								
						149	A	Lipscomb		2 1		14	H	Indiana		2 1								

Non-Div. I Games:

Butler



Albany (NY)

 Tie, 
  Loss, 
  Non-Conf, 
 S Site, H Home, A Away, N Neutral

Page 33

Average RPI Win:	92	WON-LOST RECORD	WINNING PCT. RANK	LAST 10 GAMES	STRENGTH OF SCHEDULE	OPP. STRENGTH OF SCHEDULE	TEAM RPI	ADJ RPI	CONF. RPI	ADJ CONF. RPI				
DIV. I ONLY		9-1-5	.76667	19	5-1-4	116	24	38	.56712	34	7	7		
DIV. I NON-CONF.		5-0-4	.77778	25	2-0-3	130	36	44	.55198	44	6	6		
<hr/>														
TOTALS	RPI 1-25	RPI 26-50		W-L RECORDS		RPI 51-100		RPI 101-150		RPI 100+				
9-1-5	1-0-0	1-0-2		OVERALL		4-1-1		2-0-2		3-0-2				
5-0-2	0-0-0	1-0-1		HOME		2-0-0		1-0-1		2-0-1				
4-1-3	1-0-0	0-0-1		AWAY		2-1-1		1-0-1		1-0-1				
0-0-0	0-0-0	0-0-0		NEUTRAL		0-0-0		0-0-0		0-0-0				
5-0-4	0-0-0	1-0-1		NON-CONFERENCE		3-0-1		0-0-2		1-0-2				
4-0-1	0-0-0	1-0-0		HOME		2-0-0		0-0-1		1-0-1				
1-0-3	0-0-0	0-1-		AWAY		1-0-1		0-0-1		0-0-1				
0-0-0	0-0-0	0-0-0		NEUTRAL		0-0-0		0-0-0		0-0-0				
4-1-1	1-0-0	0-0-1		CONFERENCE		1-1-0		2-0-0		2-0-0				
1-0-1	0-0-0	0-0-1		HOME		0-0-0		1-0-0		1-0-0				
3-1-0	1-0-0	0-0-0		AWAY		1-1-0		1-0-0		1-0-0				
0-0-0	0-0-0	0-0-0		NEUTRAL		0-0-0		0-0-0		0-0-0				
RPI	S	Opponent	Score		RPI	S	Opponent	Score		RPI	S	Opponent	Score	
13	A	Kentucky	2 1		31	H	Charlotte	0 0		63	A	Fla. Atlantic	6 1	
					42	A	South Fla.	2 2		71	A	FGCU	3 2	
					43	H	James Madison	3 1		76	A	Akron	1 1	
										77	H	Seton Hall	2 1	
										80	A	South Carolina	0 1	
										99	H	Stetson	2 0	

Non-Div. I Games:

FIU

Average RPI Win:	106	WON-LOST	WINNING	LAST 10	STRENGTH OF	OPP. STRENGTH	TEAM	ADJ	CONF.	ADJ CONF.				
Average RPI Loss:	47	RECORD	PCT. RANK	GAMES	SCHEDULE	OF SCHEDULE	RPI	RPI	RPI	RPI				
DIV. I ONLY		11-5-1	.67647	36	7-2-1	77	52	35	.56572	35	10	9		
DIV. I NON-CONF.		9-4-0	.69231	46	5-1-0	70	33	32	.5728	29	9	9		
<hr/>														
TOTALS	RPI 1-25	RPI 26-50		W-L RECORDS		RPI 51-100		RPI 101-150		RPI 100+				
11-5-1	2-1-0	0-2-0		OVERALL		1-1-1		5-1-0		8-1-0				
4-2-1	1-0-0	0-1-0		HOME		0-1-1		2-0-0		3-0-0				
7-3-0	1-1-0	0-1-0		AWAY		1-0-0		3-1-0		5-1-0				
0-0-0	0-0-0	0-0-0		NEUTRAL		0-0-0		0-0-0		0-0-0				
9-4-0	2-1-0	0-2-0		NON-CONFERENCE		1-1-0		3-0-0		6-0-0				
3-2-0	1-0-0	0-1-0		HOME		0-1-0		1-0-0		2-0-0				
6-2-0	1-1-0	0-0-		AWAY		1-0-0		2-0-0		4-0-0				
0-0-0	0-0-0	0-0-0		NEUTRAL		0-0-0		0-0-0		0-0-0				
2-1-1	0-0-0	0-0-0		CONFERENCE		0-0-1		2-1-0		2-1-0				
1-0-1	0-0-0	0-0-0		HOME		0-0-1		1-0-0		1-0-0				
1-1-0	0-0-0	0-0-0		AWAY		0-0-0		1-1-0		1-1-0				
0-0-0	0-0-0	0-0-0		NEUTRAL		0-0-0		0-0-0		0-0-0				
RPI	S	Opponent	Score		RPI	S	Opponent	Score		RPI	S	Opponent	Score	
2	A	Virginia	0	1	32	A	Butler	1	2	52	H	DePaul	0	1
20	H	LMU (CA)	1	0	47	H	UIC	3	4	56	A	Xavier	1	0
23	A	Michigan	2	1						76	H	Akron	1	1

Average RPI Win:	84	WON-LOST	WINNING	LAST 10	STRENGTH OF	OPP. STRENGTH	TEAM	ADJ	CONF.	ADJ CONF.	
Average RPI Loss:	25	RECORD	PCT. RANK	GAMES	SCHEDULE	OF SCHEDULE	RPI	RPI	RPI	RPI	
DIV. I ONLY	8-6-2	.5625	77	6-3-1	48	9	43	.56434	36	1	1
DIV. I NON-CONF.	4-3-1	.5625	75	2-1-0	152	77	107	.49036	106	1	1
<hr/>											
TOTALS	RPI 1-25	RPI 26-50		W-L RECORDS		RPI 51-100		RPI 101-150		RPI 100+	
8-6-2	3-4-0	0-1-1		OVERALL		2-1-0		1-0-0		3-0-1	
6-2-1	1-1-0	0-1-0		HOME		2-0-0		1-0-0		3-0-1	
2-3-1	2-3-0	0-0-1		AWAY		0-0-0		0-0-0		0-0-0	
0-1-0	0-0-0	0-0-0		NEUTRAL		0-1-0		0-0-0		0-0-0	
<hr/>											
4-3-1	0-2-0	0-0-0		NON-CONFERENCE		1-1-0		1-0-0		3-0-1	
4-0-1	0-0-0	0-0-0		HOME		1-0-0		1-0-0		3-0-1	
0-2-0	0-2-0	0-0-		AWAY		0-0-0		0-0-0		0-0-0	
0-1-0	0-0-0	0-0-0		NEUTRAL		0-1-0		0-0-0		0-0-0	
<hr/>											
4-3-1	3-2-0	0-1-1		CONFERENCE		1-0-0		0-0-0		0-0-0	
2-2-0	1-1-0	0-1-0		HOME		1-0-0		0-0-0		0-0-0	
2-1-1	2-1-0	0-0-1		AWAY		0-0-0		0-0-0		0-0-0	
0-0-0	0-0-0	0-0-0		NEUTRAL		0-0-0		0-0-0		0-0-0	
<hr/>											
RPI S	Opponent	Score		RPI S	Opponent	Score		RPI S	Opponent	Score	
2 A	Virginia	2	0	28 A	Syracuse	1	1	54 H	Duke	4	3
5 H	Wake Forest	0	2	39 H	North Carolina	1	2	66 N	Northwestern	0	1
8 H	Virginia Tech	3	1					76 H	Akron	1	0
9 A	Penn St.	1	3								
14 A	Indiana	2	3								
15 A	Notre Dame	0	1								
19 A	Boston College	2	0								
<hr/>											
				LAST 10 GAMES							
				15 A Notre Dame		0	1	196 H Howard		6	0
				54 H Duke		4	3	39 H North Carolina		1	2
				2 A Virginia		2	0	118 H Denver		3	2
				9 A Penn St.		1	3	28 A Syracuse		1	1
				8 H Virginia Tech		3	1	19 A Boston College		2	0

Non-Div. I Games:

Pittsburgh

Average RPI Win:	66	WON-LOST RECORD	WINNING PCT. RANK	LAST 10 GAMES	STRENGTH OF SCHEDULE	OPP. STRENGTH OF SCHEDULE	TEAM RPI	ADJ RPI	CONF. RPI	ADJ CONF. RPI		
DIV. I ONLY		7-6-5	.52778	93	5-2-3	12	39	42	.56096	37	6	6
DIV. I NON-CONF.		3-4-4	.45455	117	1-0-2	12	42	36	.56467	36	5	5
<hr/>												
TOTALS	RPI 1-25	RPI 26-50		W-L RECORDS		RPI 51-100		RPI 101-150		RPI 100+		
7-6-5	2-3-1	0-1-0		OVERALL		5-2-3		0-0-1		0-0-1		
4-3-1	1-1-0	0-0-0		HOME		3-2-0		0-0-1		0-0-1		
3-3-4	1-2-1	0-1-0		AWAY		2-0-3		0-0-0		0-0-0		
0-0-0	0-0-0	0-0-0		NEUTRAL		0-0-0		0-0-0		0-0-0		
3-4-4	0-3-1	0-0-0		NON-CONFERENCE		3-1-2		0-0-1		0-0-1		
1-2-1	0-1-0	0-0-0		HOME		1-1-0		0-0-1		0-0-1		
2-2-3	0-2-1	0-0-		AWAY		2-0-2		0-0-0		0-0-0		
0-0-0	0-0-0	0-0-0		NEUTRAL		0-0-0		0-0-0		0-0-0		
4-2-1	2-0-0	0-1-0		CONFERENCE		2-1-1		0-0-0		0-0-0		
3-1-0	1-0-0	0-0-0		HOME		2-1-0		0-0-0		0-0-0		
1-1-1	1-0-0	0-1-0		AWAY		0-0-1		0-0-0		0-0-0		
0-0-0	0-0-0	0-0-0		NEUTRAL		0-0-0		0-0-0		0-0-0		
RPI	S	Opponent	Score	RPI	S	Opponent	Score	RPI	S	Opponent	Score	
1	H	Georgetown	0 1	40	A	Cal St. Fullerton	1 2	51	A	Creighton	3 1	
12	A	Stanford	0 1					55	A	UCLA	1 1	
18	A	Saint Mary's (CA)	0 2					64	H	San Diego	0 1	
20	A	LMU (CA)	3 3					68	H	CSUN	0 1	
24	A	UC Santa Barbara	2 1					83	A	Sacramento St.	2 2	
25	H	UC Davis	1 0					87	A	California	1 1	
								88	A	Utah Valley	2 1	
								90	H	UC Riverside	2 0	
								93	H	Pacific	3 0	
								94	H	Cal Poly	2 0	
<hr/>												
LAST 10 GAMES												
				68	H	CSUN	0 1	83	A	Sacramento St.	2 2	
				94	H	Cal Poly	2 0	90	H	UC Riverside	2 0	
				40	A	Cal St. Fullerton	1 2	20	A	LMU (CA)	3 3	
				24	A	UC Santa Barbara	2 1	93	H	Pacific	3 0	
				25	H	UC Davis	1 0	55	A	UCLA	1 1	

Non-Div. I Games:

UC Irvine

Average RPI Win: 104		WON-LOST	WINNING	LAST 10	STRENGTH OF	OPP. STRENGTH	TEAM	ADJ	CONF.	ADJ CONF.					
Average RPI Loss: 21		RECORD	PCT. RANK	GAMES	SCHEDULE	OF SCHEDULE	RPI	RPI	RPI	RPI					
DIV. I ONLY		9-4-3	.65625	39	5-2-3	46	81	34	.56004	38	12	12			
DIV. I NON-CONF.		5-2-0	.71429	38	2-0-0	16	27	15	.59627	15	12	11			
<hr/>															
TOTALS		RPI 1-25	RPI 26-50		W-L RECORDS		RPI 51-100		RPI 101-150		RPI 100+				
9-4-3		0-3-0	1-1-0		OVERALL		3-0-0		3-0-1		5-0-3				
6-1-2		0-1-0	1-0-0		HOME		2-0-0		2-0-1		3-0-2				
3-3-1		0-2-0	0-1-0		AWAY		1-0-0		1-0-0		2-0-1				
0-0-0		0-0-0	0-0-0		NEUTRAL		0-0-0		0-0-0		0-0-0				
5-2-0		0-1-0	1-1-0		NON-CONFERENCE		3-0-0		1-0-0		1-0-0				
4-0-0		0-0-0	1-0-0		HOME		2-0-0		1-0-0		1-0-0				
1-2-0		0-1-0	0-0-		AWAY		1-0-0		0-0-0		0-0-0				
0-0-0		0-0-0	0-0-0		NEUTRAL		0-0-0		0-0-0		0-0-0				
4-2-3		0-2-0	0-0-0		CONFERENCE		0-0-0		2-0-1		4-0-3				
2-1-2		0-1-0	0-0-0		HOME		0-0-0		1-0-1		2-0-2				
2-1-1		0-1-0	0-0-0		AWAY		0-0-0		1-0-0		2-0-1				
0-0-0		0-0-0	0-0-0		NEUTRAL		0-0-0		0-0-0		0-0-0				
RPI S	Opponent	Score		RPI S	Opponent	Score		RPI S	Opponent	Score		RPI S	Opponent	Score	
11 A	Missouri St.	1	2	40 A	Cal St. Fullerton	1	2	52 H	DePaul	4	2	101 H	Northern Ill.	1	0
11 H	Missouri St.	1	2	47 H	UIC	3	1	60 H	Vermont	2	1	128 A	Drake	2	1
20 A	LMU (CA)	0	1					66 A	Northwestern	2	0	128 H	Drake	3	3
												139 H	Valparaiso	2	0
												151 A	Bradley	0	0
												151 H	Bradley	0	0
												172 A	Evansville	2	1
												172 H	Evansville	1	0
<hr/>															
LAST 10 GAMES															
	11 A Missouri St.	1	2		139 H Valparaiso	2	0								
	172 H Evansville	1	0		66 A Northwestern	2	0								
	128 H Drake	3	3		128 A Drake	2	1								
	151 A Bradley	0	0		151 H Bradley	0	0								
	47 H UIC	3	1		11 H Missouri St.	1	2								

Non-Div. I Games:

Loyola Chicago

Average RPI Win: 78		WON-LOST	WINNING	LAST 10	STRENGTH OF	OPP. STRENGTH	TEAM	ADJ	CONF.	ADJ CONF.			
Average RPI Loss: 22		RECORD	PCT. RANK	GAMES	SCHEDULE	OF SCHEDULE	RPI	RPI	RPI	RPI			
DIV. I ONLY		7-7-3	.5	94	3-6-1	15	17	44	.55955	39	1	1	
DIV. I NON-CONF.		4-2-3	.61111	63	2-1-1	48	101	70	.51932	72	1	1	
<hr/>													
TOTALS		RPI 1-25	RPI 26-50		W-L RECORDS		RPI 51-100		RPI 101-150		RPI 100+		
7-7-3		2-4-0	1-2-1		OVERALL		1-1-1		2-0-0		3-0-1		
4-5-2		1-2-0	0-2-0		HOME		1-1-1		1-0-0		2-0-1		
3-2-1		1-2-0	1-0-1		AWAY		0-0-0		1-0-0		1-0-0		
0-0-0		0-0-0	0-0-0		NEUTRAL		0-0-0		0-0-0		0-0-0		
4-2-3		0-1-0	0-1-1		NON-CONFERENCE		1-0-1		2-0-0		3-0-1		
3-2-2		0-1-0	0-1-0		HOME		1-0-1		1-0-0		2-0-1		
1-0-1		0-0-0	0-1-		AWAY		0-0-0		1-0-0		1-0-0		
0-0-0		0-0-0	0-0-0		NEUTRAL		0-0-0		0-0-0		0-0-0		
3-5-0		2-3-0	1-1-0		CONFERENCE		0-1-0		0-0-0		0-0-0		
1-3-0		1-1-0	0-1-0		HOME		0-1-0		0-0-0		0-0-0		
2-2-0		1-2-0	1-0-0		AWAY		0-0-0		0-0-0		0-0-0		
0-0-0		0-0-0	0-0-0		NEUTRAL		0-0-0		0-0-0		0-0-0		
RPI	S	Opponent	Score	RPI	S	Opponent	Score	RPI	S	Opponent	Score		
2	A	Virginia	1 2	28	H	Syracuse	3 4	51	H	Creighton	2 2	103 H West Virginia	3 1
3	H	UCF	1 2	36	A	Pittsburgh	2 1	54	H	Duke	2 3	136 A UNC Greensboro	1 0
5	A	Wake Forest	0 1	41	A	Campbell	1 1	67	H	UNCW	2 0	163 H Davidson	0 0
8	A	Virginia Tech	3 1	49	H	Appalachian St.	0 1					178 H Harvard	6 0
15	H	Notre Dame	2 0										
16	H	Louisville	0 1										
<hr/>													
LAST 10 GAMES													
2	A	Virginia	1 2	28	H	Syracuse	3 4	103	H	West Virginia	3 1		
49	H	Appalachian St.	0 1	36	A	Pittsburgh	2 1	67	H	UNCW	2 0		
16	H	Louisville	0 1	54	H	Duke	2 3						
41	A	Campbell	1 1										
5	A	Wake Forest	0 1										

Non-Div. I Games:

North Carolina

Average RPI Win:		104	WON-LOST RECORD		WINNING PCT. RANK	LAST 10 GAMES	STRENGTH OF SCHEDULE		OPP. STRENGTH OF SCHEDULE	TEAM RPI	ADJ RPI	CONF. RPI	ADJ CONF. RPI				
Average RPI Loss:		46															
DIV. I ONLY			11-6-1		.63889	48	3-6-1		57	54	36	.55858	40	6	6		
DIV. I NON-CONF.			8-2-1		.77273	28	0-2-1		50	95	40	.55924	41	5	5		
TOTALS		RPI 1-25		RPI 26-50		W-L RECORDS		RPI 51-100		RPI 101-150		RPI 100+					
11-6-1		0-3-1		2-1-0		OVERALL		5-2-0		1-0-0		4-0-0					
9-2-1		0-2-1		2-0-0		HOME		4-0-0		1-0-0		3-0-0					
2-4-0		0-1-0		0-1-0		AWAY		1-2-0		0-0-0		1-0-0					
0-0-0		0-0-0		0-0-0		NEUTRAL		0-0-0		0-0-0		0-0-0					
8-2-1		0-1-1		1-1-0		NON-CONFERENCE		3-0-0		1-0-0		4-0-0					
7-0-1		0-0-1		1-0-0		HOME		3-0-0		1-0-0		3-0-0					
1-2-0		0-1-0		0-0-		AWAY		0-0-0		0-0-0		1-0-0					
0-0-0		0-0-0		0-0-0		NEUTRAL		0-0-0		0-0-0		0-0-0					
3-4-0		0-2-0		1-0-0		CONFERENCE		2-2-0		0-0-0		0-0-0					
2-2-0		0-2-0		1-0-0		HOME		1-0-0		0-0-0		0-0-0					
1-2-0		0-0-0		0-0-0		AWAY		1-2-0		0-0-0		0-0-0					
0-0-0		0-0-0		0-0-0		NEUTRAL		0-0-0		0-0-0		0-0-0					
RPI	S	Opponent		Score		RPI	S	Opponent		Score		RPI	S	Opponent		Score	
20	H	LMU (CA)		1	1	37	H	UC Irvine		2	1	68	A	CSUN		0	1
22	A	Maryland		0	2	38	H	Loyola Chicago		2	1	71	H	FGCU		2	0
24	H	UC Santa Barbara		0	5	43	A	James Madison		0	1	83	A	Sacramento St.		2	1
25	H	UC Davis		1	2							84	H	Hartford		2	0
												88	H	Utah Valley		2	0
												90	H	UC Riverside		2	1
												94	A	Cal Poly		1	3
											</						

Non-Div. I Games:

Cal St. Fullerton



Average RPI Win: 156		WON-LOST RECORD	WINNING PCT. RANK	LAST 10 GAMES	STRENGTH OF SCHEDULE	OPP. STRENGTH OF SCHEDULE	TEAM RPI	ADJ RPI		CONF. RPI	ADJ CONF. RPI						
Average RPI Loss: 53																	
DIV. I ONLY		14-2-2	.83333	13	9-0-1	160	122	41	.55751	41	22	22					
DIV. I NON-CONF.		6-2-2	.7	43	1-0-1	121	74	25	.57756	26	22	22					
<hr/>																	
TOTALS		RPI 1-25		RPI 26-50		W-L RECORDS		RPI 51-100		RPI 101-150		RPI 100+					
14-2-2		0-0-1		1-1-1		OVERALL		1-1-0		3-0-0		12-0-0					
8-0-1		0-0-0		0-0-1		HOME		1-0-0		2-0-0		7-0-0					
6-2-1		0-0-1		1-1-0		AWAY		0-1-0		1-0-0		5-0-0					
0-0-0		0-0-0		0-0-0		NEUTRAL		0-0-0		0-0-0		0-0-0					
6-2-2		0-0-1		0-1-1		NON-CONFERENCE		1-1-0		2-0-0		5-0-0					
4-0-1		0-0-0		0-0-1		HOME		1-0-0		1-0-0		3-0-0					
2-2-1		0-0-1		0-0-		AWAY		0-1-0		1-0-0		2-0-0					
0-0-0		0-0-0		0-0-0		NEUTRAL		0-0-0		0-0-0		0-0-0					
8-0-0		0-0-0		1-0-0		CONFERENCE		0-0-0		1-0-0		7-0-0					
4-0-0		0-0-0		0-0-0		HOME		0-0-0		1-0-0		4-0-0					
4-0-0		0-0-0		1-0-0		AWAY		0-0-0		0-0-0		3-0-0					
0-0-0		0-0-0		0-0-0		NEUTRAL		0-0-0		0-0-0		0-0-0					
RPI	S	Opponent		Score		RPI	S	Opponent		Score		RPI	S	Opponent		Score	
21	A	Central Ark.		1	1	26	A	Memphis		0	4	67	H	UNCW		2	0
						39	H	North Carolina		1	1	79	A	Coastal Caro.		0	1
						50	A	High Point		2	1						

Non-Div. I Games:

Campbell

Average RPI Win:	97	WON-LOST RECORD	WINNING PCT. RANK	LAST 10 GAMES		STRENGTH OF SCHEDULE	OPP. STRENGTH OF SCHEDULE	TEAM RPI	ADJ RPI	CONF. RPI	ADJ CONF. RPI		
DIV. I ONLY		8-5-1	.60714	59	5-4-1	54	22	37	.55693	42	3	3	
DIV. I NON-CONF.		6-2-1	.72222	35	3-1-1	81	18	46	.54521	47	3	4	
<hr/>													
TOTALS	RPI 1-25		RPI 26-50		W-L RECORDS		RPI 51-100		RPI 101-150		RPI 100+		
8-5-1	1-3-0		0-1-1		OVERALL		3-1-0		4-0-0		4-0-0		
6-3-1	1-2-0		0-0-1		HOME		3-1-0		2-0-0		2-0-0		
2-2-0	0-1-0		0-1-0		AWAY		0-0-0		2-0-0		2-0-0		
0-0-0	0-0-0		0-0-0		NEUTRAL		0-0-0		0-0-0		0-0-0		
6-2-1	1-1-0		0-0-1		NON-CONFERENCE		2-1-0		3-0-0		3-0-0		
4-1-1	1-0-0		0-0-1		HOME		2-1-0		1-0-0		1-0-0		
2-1-0	0-1-0		0-0-		AWAY		0-0-0		2-0-0		2-0-0		
0-0-0	0-0-0		0-0-0		NEUTRAL		0-0-0		0-0-0		0-0-0		
2-3-0	0-2-0		0-1-0		CONFERENCE		1-0-0		1-0-0		1-0-0		
2-2-0	0-2-0		0-0-0		HOME		1-0-0		1-0-0		1-0-0		
0-1-0	0-0-0		0-1-0		AWAY		0-0-0		0-0-0		0-0-0		
0-0-0	0-0-0		0-0-0		NEUTRAL		0-0-0		0-0-0		0-0-0		
<hr/>													
RPI S	Opponent	Score	RPI S	Opponent	Score	RPI S	Opponent	Score	RPI S	Opponent	Score		
3 H	UCF	0 1	34 H	FIU	2 2	62 H	Marquette	2 1	110 A	North Florida	1 0		
10 H	SMU	0 3	45 A	Temple	1 3	71 H	FGCU	1 0	132 H	Cincinnati	4 0		
16 H	Louisville	2 0				86 H	Ohio St.	0 2	138 H	Jacksonville	4 1		
22 A	Maryland	0 1				98 H	UConn	2 1	149 A	Lipscomb	3 1		
<hr/>													
LAST 10 GAMES													
132 H Cincinnati						4	0	10 H SMU					0 3
3 H UCF						0	1	71 H FGCU					1 0
34 H FIU						2	2	98 H UConn					2 1
45 A Temple						1	3	110 A North Florida					1 0
138 H Jacksonville						4	1	86 H Ohio St.					0 2

**Non-Div. I Games:**

South Fla.

Average RPI Win:	118	WON-LOST RECORD	WINNING PCT. RANK	LAST 10 GAMES		STRENGTH OF SCHEDULE	OPP. STRENGTH OF SCHEDULE	TEAM RPI	ADJ RPI	CONF. RPI	ADJ CONF. RPI				
DIV. I ONLY		10-6-2	.61111	57	4-4-2	50	77	45	.55448	43	14	14			
DIV. I NON-CONF.		5-4-1	.55	83	1-2-1	7	29	12	.60226	12	14	14			
<hr/>															
TOTALS	RPI 1-25		RPI 26-50		W-L RECORDS		RPI 51-100		RPI 101-150		RPI 100+				
10-6-2	1-1-1		1-1-0		OVERALL		1-3-0		2-1-1		7-1-1				
6-2-0	1-0-0		1-0-0		HOME		1-1-0		1-1-0		3-1-0				
4-4-2	0-1-1		0-1-0		AWAY		0-2-0		1-0-1		4-0-1				
0-0-0	0-0-0		0-0-0		NEUTRAL		0-0-0		0-0-0		0-0-0				
5-4-1	1-1-1		1-1-0		NON-CONFERENCE		1-2-0		0-0-0		2-0-0				
4-0-0	1-0-0		1-0-0		HOME		1-0-0		0-0-0		1-0-0				
1-4-1	0-1-1		0-0-		AWAY		0-2-0		0-0-0		1-0-0				
0-0-0	0-0-0		0-0-0		NEUTRAL		0-0-0		0-0-0		0-0-0				
5-2-1	0-0-0		0-0-0		CONFERENCE		0-1-0		2-1-1		5-1-1				
2-2-0	0-0-0		0-0-0		HOME		0-1-0		1-1-0		2-1-0				
3-0-1	0-0-0		0-0-0		AWAY		0-0-0		1-0-1		3-0-1				
0-0-0	0-0-0		0-0-0		NEUTRAL		0-0-0		0-0-0		0-0-0				
RPI	S	Opponent	Score	RPI	S	Opponent	Score	RPI	S	Opponent	Score	RPI	S	Opponent	Score
2	A	Virginia	0 1	34	A	FIU	1 3	53	H	Loyola Maryland	3 2	104	H	Hofstra	2 0
5	H	Wake Forest	1 0	40	H	Cal St. Fullerton	1 0	58	A	Villanova	0 1	121	H	William & Mary	2 3
9	A	Penn St.	1 1					63	A	Fla. Atlantic	0 1	127	A	Elon	6 0
								67	H	UNCW	0 1	146	A	Northeastern	3 3
												157	H	Mt. St. Mary's	3 0
												158	H	Drexel	3 1
												165	A	Delaware	3 0
												180	A	Longwood	1 0
												186	A	Col. of Charleston	3 1

**Non-Div. I Games:**

James Madison

[illegible]

**Non-Div. I Games:**

Seattle U

Average RPI Win: 89		WON-LOST RECORD		WINNING PCT. RANK		LAST 10 GAMES		STRENGTH OF SCHEDULE		OPP. STRENGTH OF SCHEDULE		TEAM RPI		ADJ RPI		CONF. RPI		ADJ CONF. RPI	
DIV. I ONLY		7-6-2		.53333 85		5-3-2		51		18		54		.55142 45		3		3	
DIV. I NON-CONF.		4-5-0		.44444 121		2-2-0		46		25		51		.54646 45		3		4	
TOTALS		RPI 1-25		RPI 26-50		W-L RECORDS		RPI 51-100		RPI 101-150		RPI 100+							
7-6-2		1-3-0		2-0-0		OVERALL		1-3-1		1-0-1		3-0-1							
5-1-1		0-0-0		1-0-0		HOME		1-1-0		1-0-1		3-0-1							
2-5-1		1-3-0		1-0-0		AWAY		0-2-1		0-0-0		0-0-0							
0-0-0		0-0-0		0-0-0		NEUTRAL		0-0-0		0-0-0		0-0-0							
4-5-0		1-2-0		0-0-0		NON-CONFERENCE		0-3-0		1-0-0		3-0-0							
3-1-0		0-0-0		0-0-0		HOME		0-1-0		1-0-0		3-0-0							
1-4-0		1-2-0		0-0-		AWAY		0-2-0		0-0-0		0-0-0							
0-0-0		0-0-0		0-0-0		NEUTRAL		0-0-0		0-0-0		0-0-0							
3-1-2		0-1-0		2-0-0		CONFERENCE		1-0-1		0-0-1		0-0-1							
2-0-1		0-0-0		1-0-0		HOME		1-0-0		0-0-1		0-0-1							
1-1-1		0-1-0		1-0-0		AWAY		0-0-1		0-0-0		0-0-0							
0-0-0		0-0-0		0-0-0		NEUTRAL		0-0-0		0-0-0		0-0-0							
RPI S	Opponent	Score		RPI S	Opponent	Score		RPI S	Opponent	Score		RPI S	Opponent	Score					
1 A	Georgetown	0	3	26 A	Memphis	2	1	58 A	Villanova	0	1	124 H	Old Dominion	1	0				
3 A	UCF	0	2	42 H	South Fla.	3	1	73 H	Rutgers	0	1	132 H	Cincinnati	1	1				
4 A	St. John's (NY)	0	1					85 A	Tulsa	0	0	154 H	Lafayette	3	0				
16 A	Louisville	2	1					91 A	Penn	0	1	165 H	Delaware	1	0				
								98 H	UConn	2	1								
LAST 10 GAMES																			
85 A	Tulsa	0	0	4 A	St. John's (NY)	0	1												
98 H	UConn	2	1	132 H	Cincinnati	1	1												
16 A	Louisville	2	1	124 H	Old Dominion	1	0												
42 H	South Fla.	3	1	3 A	UCF	0	2												
26 A	Memphis	2	1	91 A	Penn	0	1												

Non-Div. I Games:

Temple

Average RPI Win:	122	WON-LOST RECORD	WINNING PCT. RANK	LAST 10 GAMES	STRENGTH OF SCHEDULE	OPP. STRENGTH OF SCHEDULE	TEAM RPI	ADJ RPI	CONF. RPI	ADJ CONF. RPI		
Average RPI Loss:	49											
DIV. I ONLY		10-6-0	.625	53	7-3-0	56	83	39	.54889	46	18	20
DIV. I NON-CONF.		4-4-0	.5	88	2-1-0	19	9	13	.59785	14	18	18
<hr/>												
TOTALS	RPI 1-25	RPI 26-50		W-L RECORDS		RPI 51-100		RPI 101-150		RPI 100+		
10-6-0	0-3-0	0-1-0		OVERALL		4-1-0		2-0-0		6-1-0		
4-3-0	0-1-0	0-0-0		HOME		2-1-0		1-0-0		2-1-0		
6-3-0	0-2-0	0-1-0		AWAY		2-0-0		1-0-0		4-0-0		
0-0-0	0-0-0	0-0-0		NEUTRAL		0-0-0		0-0-0		0-0-0		
<hr/>												
4-4-0	0-3-0	0-1-0		NON-CONFERENCE		3-0-0		1-0-0		1-0-0		
2-1-0	0-1-0	0-0-0		HOME		1-0-0		1-0-0		1-0-0		
2-3-0	0-2-0	0-0-		AWAY		2-0-0		0-0-0		0-0-0		
0-0-0	0-0-0	0-0-0		NEUTRAL		0-0-0		0-0-0		0-0-0		
<hr/>												
6-2-0	0-0-0	0-0-0		CONFERENCE		1-1-0		1-0-0		5-1-0		
2-2-0	0-0-0	0-0-0		HOME		1-1-0		0-0-0		1-1-0		
4-0-0	0-0-0	0-0-0		AWAY		0-0-0		1-0-0		4-0-0		
0-0-0	0-0-0	0-0-0		NEUTRAL		0-0-0		0-0-0		0-0-0		
<hr/>												
RPI S	Opponent	Score	RPI S	Opponent	Score	RPI S	Opponent	Score	RPI S	Opponent	Score	
2 A	Virginia	0 3	26 A	Memphis	2 3	62 A	Marquette	6 2	118 H	Denver	1 0	
10 A	SMU	0 2				74 H	Rhode Island	1 0	130 A	La Salle	2 0	
15 H	Notre Dame	2 3				78 A	SIUE	2 1	155 A	Massachusetts	2 0	
						81 H	Dayton	1 2	159 H	Fordham	0 2	
						85 H	Tulsa	1 0	163 A	Davidson	1 0	
									164 A	Duquesne	1 0	
									195 H	George Mason	2 0	
<hr/>												
LAST 10 GAMES												
159 H Fordham					0 2	130 A La Salle					2 0	
164 A Duquesne					1 0	195 H George Mason					2 0	
2 A Virginia					0 3	155 A Massachusetts					2 0	
81 H Dayton					1 2	62 A Marquette					6 2	
118 H Denver					1 0	74 H Rhode Island					1 0	

Non-Div. I Games:

Saint Louis

Average RPI Win: 118		WON-LOST RECORD		WINNING PCT. RANK		LAST 10 GAMES		STRENGTH OF SCHEDULE		OPP. STRENGTH OF SCHEDULE		TEAM RPI		ADJ RPI		CONF. RPI		ADJ CONF. RPI	
DIV. I ONLY		12-4-0		.75 22		7-3-0		138		78		46		.54866 47		16		16	
DIV. I NON-CONF.		6-3-0		.66667 51		2-2-0		132		26		39		.56417 38		21		20	
TOTALS		RPI 1-25		RPI 26-50		W-L RECORDS		RPI 51-100		RPI 101-150		RPI 100+							
12-4-0		0-0-0		1-1-0		OVERALL		3-2-0		4-0-0		8-1-0							
8-0-0		0-0-0		0-0-0		HOME		2-0-0		4-0-0		6-0-0							
3-4-0		0-0-0		1-1-0		AWAY		0-2-0		0-0-0		2-1-0							
1-0-0		0-0-0		0-0-0		NEUTRAL		1-0-0		0-0-0		0-0-0							
6-3-0		0-0-0		1-1-0		NON-CONFERENCE		2-2-0		2-0-0		3-0-0							
4-0-0		0-0-0		0-0-0		HOME		1-0-0		2-0-0		3-0-0							
1-3-0		0-0-0		1-0-		AWAY		0-2-0		0-0-0		0-0-0							
1-0-0		0-0-0		0-0-0		NEUTRAL		1-0-0		0-0-0		0-0-0							
6-1-0		0-0-0		0-0-0		CONFERENCE		1-0-0		2-0-0		5-1-0							
4-0-0		0-0-0		0-0-0		HOME		1-0-0		2-0-0		3-0-0							
2-1-0		0-0-0		0-0-0		AWAY		0-0-0		0-0-0		2-1-0							
0-0-0		0-0-0		0-0-0		NEUTRAL		0-0-0		0-0-0		0-0-0							
RPI S	Opponent	Score		RPI S	Opponent	Score		RPI S	Opponent	Score		RPI S	Opponent	Score					
				35 A	Western Mich.	4	3	52 H	DePaul	4	1	101 H	Northern Ill.	2	1				
				38 A	Loyola Chicago	1	3	66 A	Northwestern	1	2	109 H	Cleveland St.	2	1				
								81 N	Dayton	3	2	113 H	Oakland	3	2				
								86 A	Ohio St.	0	1	139 H	Valparaiso	5	1				
								92 H	Wright St.	3	2	153 A	Detroit Mercy	2	1				
												166 H	Green Bay	2	0				
												169 A	Northern Ky.	2	3				
												183 H	Western Ill.	3	0				
												194 A	IUPUI	7	1				
LAST 10 GAMES																			
				109 H	Cleveland St.	2	1	169 A	Northern Ky.	2	3								
				194 A	IUPUI	7	1	101 H	Northern Ill.	2	1								
				113 H	Oakland	3	2	35 A	Western Mich.	4	3								
				38 A	Loyola Chicago	1	3	66 A	Northwestern	1	2								
				92 H	Wright St.	3	2	153 A	Detroit Mercy	2	1								

Non-Div. I Games:

UIC

Average RPI Win: 146		WON-LOST RECORD		WINNING PCT. RANK		LAST 10 GAMES		STRENGTH OF SCHEDULE		OPP. STRENGTH OF SCHEDULE		TEAM RPI		ADJ RPI		CONF. RPI		ADJ CONF. RPI	
DIV. I ONLY		13-2-0		.86667 8		9-1-0		203		86		50		.54713 48		23		23	
DIV. I NON-CONF.		9-2-0		.81818 17		5-1-0		172		70		34		.56968 31		23		23	
TOTALS		RPI 1-25		RPI 26-50		W-L RECORDS		RPI 51-100		RPI 101-150		RPI 100+							
13-2-0		1-1-0		0-0-0		OVERALL		1-1-0		5-0-0		11-0-0							
8-0-0		0-0-0		0-0-0		HOME		1-0-0		5-0-0		7-0-0							
5-1-0		1-1-0		0-0-0		AWAY		0-0-0		0-0-0		4-0-0							
0-1-0		0-0-0		0-0-0		NEUTRAL		0-1-0		0-0-0		0-0-0							
9-2-0		1-1-0		0-0-0		NON-CONFERENCE		1-1-0		4-0-0		7-0-0							
6-0-0		0-0-0		0-0-0		HOME		1-0-0		4-0-0		5-0-0							
3-1-0		1-1-0		0-0-		AWAY		0-0-0		0-0-0		2-0-0							
0-1-0		0-0-0		0-0-0		NEUTRAL		0-1-0		0-0-0		0-0-0							
4-0-0		0-0-0		0-0-0		CONFERENCE		0-0-0		1-0-0		4-0-0							
2-0-0		0-0-0		0-0-0		HOME		0-0-0		1-0-0		2-0-0							
2-0-0		0-0-0		0-0-0		AWAY		0-0-0		0-0-0		2-0-0							
0-0-0		0-0-0		0-0-0		NEUTRAL		0-0-0		0-0-0		0-0-0							
RPI S	Opponent		Score		RPI S	Opponent		Score		RPI S	Opponent		Score		RPI S	Opponent		Score	
20 A	LMU (CA)		0 2							78 H	SIUE		4 3		118 H	Denver		1 0	
21 A	Central Ark.		3 1							85 N	Tulsa		2 3		128 H	Drake		4 1	
															139 H	Valparaiso		2 1	
															143 H	UMKC		2 1	
															148 H	Houston Baptist		4 1	
															162 A	Omaha		3 0	
															169 A	Northern Ky.		5 2	
															190 A	California Baptist		1 0	
															198 A	Eastern Ill.		2 0	
															201 H	Incarnate Word		1 0	
															205 H	Purdue Fort Wayne		6 0	
LAST 10 GAMES																			
	162 A Omaha		3 0			198 A Eastern Ill.		2 0											
	21 A Central Ark.		3 1			205 H Purdue Fort Wayne		6 0											
	169 A Northern Ky.		5 2			201 H Incarnate Word		1 0											
	118 H Denver		1 0			78 H SIUE		4 3											
	85 N Tulsa		2 3			139 H Valparaiso		2 1											

Non-Div. I Games:

Oral Roberts



Average RPI Win:		122	WON-LOST RECORD		WINNING PCT. RANK		LAST 10 GAMES		STRENGTH OF SCHEDULE		OPP. STRENGTH OF SCHEDULE		TEAM RPI		ADJ RPI		CONF. RPI		ADJ CONF. RPI			
Average RPI Loss:		68																				
DIV. I ONLY			10-5-1		.65625 39		6-3-1		105		63		59		.54619 49		11		11			
DIV. I NON-CONF.			8-3-1		.70833 41		4-1-1		114		62		54		.5411 53		11		12			
TOTALS		RPI 1-25		RPI 26-50		W-L RECORDS		RPI 51-100		RPI 101-150		RPI 100+										
10-5-1		1-2-0		2-0-0		OVERALL		1-1-0		2-2-1		6-2-1										
7-2-1		0-1-0		1-0-0		HOME		1-1-0		1-0-1		5-0-1										
3-3-0		1-1-0		1-0-0		AWAY		0-0-0		1-2-0		1-2-0										
0-0-0		0-0-0		0-0-0		NEUTRAL		0-0-0		0-0-0		0-0-0										
8-3-1		0-2-0		2-0-0		NON-CONFERENCE		1-0-0		2-1-1		5-1-1										
6-1-1		0-1-0		1-0-0		HOME		1-0-0		1-0-1		4-0-1										
2-2-0		0-1-0		1-0-		AWAY		0-0-0		1-1-0		1-1-0										
0-0-0		0-0-0		0-0-0		NEUTRAL		0-0-0		0-0-0		0-0-0										
2-2-0		1-0-0		0-0-0		CONFERENCE		0-1-0		0-1-0		1-1-0										
1-1-0		0-0-0		0-0-0		HOME		0-1-0		0-0-0		1-0-0										
1-1-0		1-0-0		0-0-0		AWAY		0-0-0		0-1-0		0-1-0										
0-0-0		0-0-0		0-0-0		NEUTRAL		0-0-0		0-0-0		0-0-0										
RPI	S	Opponent		Score		RPI	S	Opponent		Score		RPI	S	Opponent		Score						
4	H	St. John's (NY)		0	2	39	A	North Carolina		1	0	53	H	Loyola Maryland		2	1	115	H	ETSU	1	1
9	A	Penn St.		0	4	50	H	High Point		1	0	79	H	Coastal Caro.		2	4	122	A	Ga. Southern	0	1
21	A	Central Ark.		1	0													127	A	Elon	0	1
																		136	A	UNC Greensboro	4	2
																		150	H	UAB	2	1
																		176	H	American	1	0
																		195	H	George Mason	2	0
																		196	H	Howard	4	0
																		200	H	UNC Asheville	1	0
LAST 10 GAMES																						
						122	A	Ga. Southern		0	1	196	H	Howard		4	0					
						39	A	North Carolina		1	0	21	A	Central Ark.		1	0					
						9	A	Penn St.		0	4	115	H	ETSU		1	1					
						79	H	Coastal Caro.		2	4	200	H	UNC Asheville		1	0					
						150	H	UAB		2	1	136	A	UNC Greensboro		4	2					

Non-Div. I Games:

Appalachian St.

Average RPI Win:		153	WON-LOST RECORD		WINNING PCT. RANK	LAST 10 GAMES		STRENGTH OF SCHEDULE		OPP. STRENGTH OF SCHEDULE		TEAM RPI	ADJ RPI	CONF. RPI	ADJ CONF. RPI
Average RPI Loss:		41													
DIV. I ONLY			11-6-0		.64706	43		8-2-0		78		130	48	.546	50
DIV. I NON-CONF.			5-5-0		.5	88		2-1-0		34		73	22	.58061	24
TOTALS		RPI 1-25		RPI 26-50		W-L RECORDS		RPI 51-100		RPI 101-150		RPI 100+			
11-6-0		0-2-0		0-3-0		OVERALL		1-0-0		4-1-0		10-1-0			
5-2-0		0-0-0		0-1-0		HOME		0-0-0		2-1-0		5-1-0			
6-4-0		0-2-0		0-2-0		AWAY		1-0-0		2-0-0		5-0-0			
0-0-0		0-0-0		0-0-0		NEUTRAL		0-0-0		0-0-0		0-0-0			
5-5-0		0-2-0		0-2-0		NON-CONFERENCE		1-0-0		3-1-0		4-1-0			
3-1-0		0-0-0		0-0-0		HOME		0-0-0		2-1-0		3-1-0			
2-4-0		0-2-0		0-0-		AWAY		1-0-0		1-0-0		1-0-0			
0-0-0		0-0-0		0-0-0		NEUTRAL		0-0-0		0-0-0		0-0-0			
6-1-0		0-0-0		0-1-0		CONFERENCE		0-0-0		1-0-0		6-0-0			
2-1-0		0-0-0		0-1-0		HOME		0-0-0		0-0-0		2-0-0			
4-0-0		0-0-0		0-0-0		AWAY		0-0-0		1-0-0		4-0-0			
0-0-0		0-0-0		0-0-0		NEUTRAL		0-0-0		0-0-0		0-0-0			
RPI S	Opponent	Score		RPI S	Opponent	Score		RPI S	Opponent	Score		RPI S	Opponent	Score	
2 A	Virginia	0	1	31 A	Charlotte	0	1	54 A	Duke	1	0	115 H	ETSU	0	2
5 A	Wake Forest	0	5	41 H	Campbell	1	2					121 H	William & Mary	2	1
				49 A	Appalachian St.	0	1					127 A	Elon	1	0
												134 A	Gardner-Webb	1	0
												136 H	UNC Greensboro	1	0
												173 A	Radford	3	1
												180 A	Longwood	2	0
												182 H	Presbyterian	2	1
												189 H	Winthrop	2	0
												191 H	Wofford	1	0
												200 A	UNC Asheville	4	3
LAST 10 GAMES															
				41 H	Campbell	1	2	134 A	Gardner-Webb	1	0				
				173 A	Radford	3	1	5 A	Wake Forest	0	5				
				54 A	Duke	1	0	136 H	UNC Greensboro	1	0				
				180 A	Longwood	2	0	200 A	UNC Asheville	4	3				
				182 H	Presbyterian	2	1	189 H	Winthrop	2	0				

Non-Div. I Games:

High Point

Average RPI Win: 84		WON-LOST RECORD		WINNING PCT. RANK		LAST 10 GAMES		STRENGTH OF SCHEDULE		OPP. STRENGTH OF SCHEDULE		TEAM RPI		ADJ RPI		CONF. RPI		ADJ CONF. RPI	
DIV. I ONLY		8-6-1		.56667 73		6-4-0		75		2		49		.5448 51		2		2	
DIV. I NON-CONF.		4-2-1		.64286 58		2-0-0		124		2		71		.52231 69		4		3	
TOTALS		RPI 1-25		RPI 26-50		W-L RECORDS		RPI 51-100		RPI 101-150		RPI 100+							
8-6-1		0-2-0		1-2-1		OVERALL		5-2-0		1-0-0		2-0-0							
7-2-0		0-1-0		1-1-0		HOME		4-0-0		1-0-0		2-0-0							
1-4-1		0-1-0		0-1-1		AWAY		1-2-0		0-0-0		0-0-0							
0-0-0		0-0-0		0-0-0		NEUTRAL		0-0-0		0-0-0		0-0-0							
4-2-1		0-1-0		0-1-1		NON-CONFERENCE		2-0-0		1-0-0		2-0-0							
4-1-0		0-0-0		0-1-0		HOME		2-0-0		1-0-0		2-0-0							
0-1-1		0-1-0		0-1-		AWAY		0-0-0		0-0-0		0-0-0							
0-0-0		0-0-0		0-0-0		NEUTRAL		0-0-0		0-0-0		0-0-0							
4-4-0		0-1-0		1-1-0		CONFERENCE		3-2-0		0-0-0		0-0-0							
3-1-0		0-1-0		1-0-0		HOME		2-0-0		0-0-0		0-0-0							
1-3-0		0-0-0		0-1-0		AWAY		1-2-0		0-0-0		0-0-0							
0-0-0		0-0-0		0-0-0		NEUTRAL		0-0-0		0-0-0		0-0-0							
RPI S	Opponent	Score		RPI S	Opponent	Score		RPI S	Opponent	Score		RPI S	Opponent	Score					
4	H St. John's (NY)	0	2	30	A Providence	2	3	52	H DePaul	1	0	141	H Columbia	3	1				
5	A Wake Forest	0	1	32	H Butler	2	1	56	A Xavier	0	1	162	H Omaha	2	1				
				37	H UC Irvine	1	3	58	H Villanova	1	0								
				39	A North Carolina	2	2	62	A Marquette	1	0								
								76	H Akron	2	1								
								77	A Seton Hall	0	1								
								85	H Tulsa	4	3								
LAST 10 GAMES																			
				32	H Butler	2	1	77	A Seton Hall	0	1								
				30	A Providence	2	3	58	H Villanova	1	0								
				52	H DePaul	1	0	85	H Tulsa	4	3								
				4	H St. John's (NY)	0	2	62	A Marquette	1	0								
				56	A Xavier	0	1	162	H Omaha	2	1								

Non-Div. I Games:

Creighton

Average RPI Win:	81	WON-LOST	WINNING	LAST 10	STRENGTH OF	OPP. STRENGTH	TEAM	ADJ	CONF.	ADJ CONF.	
Average RPI Loss:	44	RECORD	PCT. RANK	GAMES	SCHEDULE	OF SCHEDULE	RPI	RPI	RPI	RPI	
DIV. I ONLY		5-8-3	.40625 136	2-5-3	6	41	58	.54224 52	2	2	
DIV. I NON-CONF.		4-4-0	.5 88	1-1-0	15	86	64	.53074 61	4	3	
<hr/>											
TOTALS	RPI 1-25	RPI 26-50		W-L RECORDS	RPI 51-100		RPI 101-150		RPI 100+		
5-8-3	0-2-1	2-2-1		OVERALL	0-4-1		3-0-0		3-0-0		
3-2-2	0-0-1	1-0-0		HOME	0-2-1		2-0-0		2-0-0		
2-6-1	0-2-0	1-2-1		AWAY	0-2-0		1-0-0		1-0-0		
0-0-0	0-0-0	0-0-0		NEUTRAL	0-0-0		0-0-0		0-0-0		
<hr/>											
4-4-0	0-1-0	1-2-0		NON-CONFERENCE	0-1-0		3-0-0		3-0-0		
2-1-0	0-0-0	0-0-0		HOME	0-1-0		2-0-0		2-0-0		
2-3-0	0-1-0	1-0-		AWAY	0-0-0		1-0-0		1-0-0		
0-0-0	0-0-0	0-0-0		NEUTRAL	0-0-0		0-0-0		0-0-0		
<hr/>											
1-4-3	0-1-1	1-0-1		CONFERENCE	0-3-1		0-0-0		0-0-0		
1-1-2	0-0-1	1-0-0		HOME	0-1-1		0-0-0		0-0-0		
0-3-1	0-1-0	0-0-1		AWAY	0-2-0		0-0-0		0-0-0		
0-0-0	0-0-0	0-0-0		NEUTRAL	0-0-0		0-0-0		0-0-0		
<hr/>											
RPI S	Opponent	Score	RPI S	Opponent	Score	RPI S	Opponent	Score	RPI S	Opponent	Score
1 H	Georgetown	0 0	30 H	Providence	2 0	51 A	Creighton	0 1	101 H	Northern Ill.	2 1
4 A	St. John's (NY)	2 4	32 A	Butler	2 2	56 H	Xavier	0 1	113 A	Oakland	1 0
15 A	Notre Dame	0 1	35 A	Western Mich.	1 0	58 H	Villanova	0 0	128 H	Drake	3 0
			38 A	Loyola Chicago	2 4	60 H	Vermont	0 1			
			47 A	UIC	1 4	77 A	Seton Hall	1 2			
<hr/>											
LAST 10 GAMES											
4 A	St. John's (NY)	2 4	1 H	Georgetown	0 0						
56 H	Xavier	0 1	15 A	Notre Dame	0 1						
51 A	Creighton	0 1	77 A	Seton Hall	1 2						
30 H	Providence	2 0	113 A	Oakland	1 0						
32 A	Butler	2 2	58 H	Villanova	0 0						

Non-Div. I Games:

DePaul

Average RPI Win: 149		WON-LOST RECORD		WINNING PCT. RANK		LAST 10 GAMES		STRENGTH OF SCHEDULE		OPP. STRENGTH OF SCHEDULE		TEAM RPI		ADJ RPI		CONF. RPI		ADJ CONF. RPI					
DIV. I ONLY		9-7-1		.55882 81		7-2-1		47		118		56		.54198 53		17		17					
DIV. I NON-CONF.		3-5-1		.38889 138		2-0-1		18		67		27		.5766 27		19		19					
TOTALS		RPI 1-25		RPI 26-50		W-L RECORDS		RPI 51-100		RPI 101-150		RPI 100+											
9-7-1		0-1-1		0-3-0		OVERALL		1-2-0		2-1-0		8-1-0											
5-1-0		0-0-0		0-0-0		HOME		1-1-0		1-0-0		4-0-0											
4-5-1		0-0-1		0-3-0		AWAY		0-1-0		1-1-0		4-1-0											
0-1-0		0-1-0		0-0-0		NEUTRAL		0-0-0		0-0-0		0-0-0											
3-5-1		0-1-1		0-3-0		NON-CONFERENCE		1-0-0		1-1-0		2-1-0											
2-0-0		0-0-0		0-0-0		HOME		1-0-0		1-0-0		1-0-0											
1-4-1		0-0-1		0-0-		AWAY		0-0-0		0-1-0		1-1-0											
0-1-0		0-1-0		0-0-0		NEUTRAL		0-0-0		0-0-0		0-0-0											
6-2-0		0-0-0		0-0-0		CONFERENCE		0-2-0		1-0-0		6-0-0											
3-1-0		0-0-0		0-0-0		HOME		0-1-0		0-0-0		3-0-0											
3-1-0		0-0-0		0-0-0		AWAY		0-1-0		1-0-0		3-0-0											
0-0-0		0-0-0		0-0-0		NEUTRAL		0-0-0		0-0-0		0-0-0											
RPI	S	Opponent		Score		RPI	S	Opponent		Score		RPI	S	Opponent		Score							
5	A	Wake Forest		1	1	27	A	NC State		1	2	57	A	Lehigh		0	1	107	A	Colgate	2	1	
8	N	Virginia Tech		1	2	43	A	James Madison		2	3	72	H	Princeton		2	0	121	A	William & Mary	0	2	
						49	A	Appalachian St.		1	2	89	H	Navy		0	2	131	H	NJIT	4	1	
																		154	H	Lafayette	4	2	
																		157	A	Mt. St. Mary's	4	2	
																		171	A	Boston U.	3	0	
																		174	H	Army West Point	4	0	
																		179	A	Bucknell	1	0	
																		192	H	Holy Cross	8	1	
						LAST 10 GAMES																	
						171	A	Boston U.		3	0	57	A	Lehigh		0	1						
						192	H	Holy Cross		8	1	157	A	Mt. St. Mary's		4	2						
						5	A	Wake Forest		1	1	154	H	Lafayette		4	2						
						107	A	Colgate		2	1	179	A	Bucknell		1	0						
						131	H	NJIT		4	1	89	H	Navy		0	2						

Non-Div. I Games:

Loyola Maryland

Average RPI Win:	97	WON-LOST	WINNING	LAST 10	STRENGTH OF	OPP. STRENGTH	TEAM	ADJ	CONF.	ADJ CONF.	
Average RPI Loss:	32	RECORD	PCT. RANK	GAMES	SCHEDULE	OF SCHEDULE	RPI	RPI	RPI	RPI	
DIV. I ONLY		7-8-2	.47059 110	3-5-2	24	23	57	.54083 54	1	1	
DIV. I NON-CONF.		5-3-1	.61111 63	1-2-1	92	97	104	.49552 100	1	1	
<hr/>											
TOTALS	RPI 1-25	RPI 26-50		W-L RECORDS	RPI 51-100		RPI 101-150		RPI 100+		
7-8-2	0-5-0	2-2-1		OVERALL	1-0-1		3-1-0		4-1-0		
6-4-2	0-3-0	1-1-1		HOME	1-0-1		3-0-0		4-0-0		
1-4-0	0-2-0	1-1-0		AWAY	0-0-0		0-1-0		0-1-0		
0-0-0	0-0-0	0-0-0		NEUTRAL	0-0-0		0-0-0		0-0-0		
<hr/>											
5-3-1	0-1-0	0-1-0		NON-CONFERENCE	1-0-1		3-1-0		4-1-0		
5-2-1	0-1-0	0-1-0		HOME	1-0-1		3-0-0		4-0-0		
0-1-0	0-0-0	0-0-		AWAY	0-0-0		0-1-0		0-1-0		
0-0-0	0-0-0	0-0-0		NEUTRAL	0-0-0		0-0-0		0-0-0		
<hr/>											
2-5-1	0-4-0	2-1-1		CONFERENCE	0-0-0		0-0-0		0-0-0		
1-2-1	0-2-0	1-0-1		HOME	0-0-0		0-0-0		0-0-0		
1-3-0	0-2-0	1-1-0		AWAY	0-0-0		0-0-0		0-0-0		
0-0-0	0-0-0	0-0-0		NEUTRAL	0-0-0		0-0-0		0-0-0		
<hr/>											
RPI S	Opponent	Score	RPI S	Opponent	Score	RPI S	Opponent	Score	RPI S	Opponent	Score
2 H	Virginia	1 3	27 H	NC State	0 0	72 H	Princeton	4 0	116 H	Furman	1 0
6 A	Clemson	1 3	28 H	Syracuse	4 0	92 H	Wright St.	2 2	118 H	Denver	1 0
8 H	Virginia Tech	1 2	36 A	Pittsburgh	3 4				126 H	CSU Bakersfield	2 1
10 H	SMU	0 2	39 A	North Carolina	3 2				127 A	Elon	2 3
15 A	Notre Dame	0 1	50 H	High Point	0 1				178 H	Harvard	3 0
<hr/>											
LAST 10 GAMES											
8 H Virginia Tech						1 2	127 A Elon		2 3		
118 H Denver						1 0	15 A Notre Dame		0 1		
36 A Pittsburgh						3 4	28 H Syracuse		4 0		
50 H High Point						0 1	92 H Wright St.		2 2		
27 H NC State						0 0	39 A North Carolina		3 2		

Non-Div. I Games:

Duke

Average RPI Win:	73	WON-LOST	WINNING	LAST 10	STRENGTH OF	OPP. STRENGTH	TEAM	ADJ	CONF.	ADJ CONF.		
Average RPI Loss:	27	RECORD	PCT. RANK	GAMES	SCHEDULE	OF SCHEDULE	RPI	RPI	RPI	RPI		
DIV. I ONLY		5-9-3	.38235	146	2-5-3	2	60	53	.53971	55	4	4
DIV. I NON-CONF.		4-3-1	.5625	75	1-1-1	10	11	55	.53729	57	7	7
<hr/>												
TOTALS	RPI 1-25	RPI 26-50		W-L RECORDS		RPI 51-100		RPI 101-150		RPI 100+		
5-9-3	1-6-0	0-0-1		OVERALL		3-3-2		1-0-0		1-0-0		
3-5-2	1-3-0	0-0-1		HOME		1-2-1		1-0-0		1-0-0		
1-4-1	0-3-0	0-0-0		AWAY		1-1-1		0-0-0		0-0-0		
1-0-0	0-0-0	0-0-0		NEUTRAL		1-0-0		0-0-0		0-0-0		
4-3-1	1-2-0	0-0-1		NON-CONFERENCE		3-1-0		0-0-0		0-0-0		
2-2-1	1-1-0	0-0-1		HOME		1-1-0		0-0-0		0-0-0		
1-1-0	0-1-0	0-0-		AWAY		1-0-0		0-0-0		0-0-0		
1-0-0	0-0-0	0-0-0		NEUTRAL		1-0-0		0-0-0		0-0-0		
1-6-2	0-4-0	0-0-0		CONFERENCE		0-2-2		1-0-0		1-0-0		
1-3-1	0-2-0	0-0-0		HOME		0-1-1		1-0-0		1-0-0		
0-3-1	0-2-0	0-0-0		AWAY		0-1-1		0-0-0		0-0-0		
0-0-0	0-0-0	0-0-0		NEUTRAL		0-0-0		0-0-0		0-0-0		
RPI S	Opponent	Score		RPI S	Opponent	Score		RPI S	Opponent	Score		
1 H	Georgetown	1	5	37 H	UC Irvine	1	1	64 H	San Diego	1	4	
7 A	Washington	0	5					65 A	Oregon St.	0	2	
7 H	Washington	0	1					65 H	Oregon St.	2	3	
12 A	Stanford	0	1					66 N	Northwestern	1	0	
12 H	Stanford	0	1					68 A	CSUN	4	2	
14 A	Indiana	1	2					87 A	California	3	3	
22 H	Maryland	3	2					87 H	California	3	3	
								90 H	UC Riverside	3	1	
<hr/>												
LAST 10 GAMES												
12 A	Stanford	0	1	87 H	California	3	3	12 H	Stanford	0	1	
87 A	California	3	3	120 H	San Diego St.	5	2	90 H	UC Riverside	3	1	
65 H	Oregon St.	2	3	7 H	Washington	0	1	37 H	UC Irvine	1	1	
64 H	San Diego	1	4									

Non-Div. I Games:

UCLA

Average RPI Win: 123		WON-LOST RECORD	WINNING PCT. RANK		LAST 10 GAMES	STRENGTH OF SCHEDULE	OPP. STRENGTH OF SCHEDULE	TEAM RPI	ADJ RPI	CONF. RPI	ADJ CONF. RPI								
Average RPI Loss: 31																			
DIV. I ONLY		8-7-1	.53125	88	5-5-0	62	40	60	.5396	56	2	2							
DIV. I NON-CONF.		5-2-1	.6875	47	2-1-0	134	111	109	.49708	97	4	3							
<hr/>																			
TOTALS		RPI 1-25		RPI 26-50		W-L RECORDS		RPI 51-100		RPI 101-150		RPI 100+							
8-7-1		0-2-1		0-3-0		OVERALL		4-2-0		1-0-0		4-0-0							
5-4-0		0-0-0		0-3-0		HOME		3-1-0		0-0-0		2-0-0							
3-3-1		0-2-1		0-0-0		AWAY		1-1-0		1-0-0		2-0-0							
0-0-0		0-0-0		0-0-0		NEUTRAL		0-0-0		0-0-0		0-0-0							
5-2-1		0-0-1		0-2-0		NON-CONFERENCE		1-0-0		1-0-0		4-0-0							
3-2-0		0-0-0		0-2-0		HOME		1-0-0		0-0-0		2-0-0							
2-0-1		0-0-1		0-0-		AWAY		0-0-0		1-0-0		2-0-0							
0-0-0		0-0-0		0-0-0		NEUTRAL		0-0-0		0-0-0		0-0-0							
3-5-0		0-2-0		0-1-0		CONFERENCE		3-2-0		0-0-0		0-0-0							
2-2-0		0-0-0		0-1-0		HOME		2-1-0		0-0-0		0-0-0							
1-3-0		0-2-0		0-0-0		AWAY		1-1-0		0-0-0		0-0-0							
0-0-0		0-0-0		0-0-0		NEUTRAL		0-0-0		0-0-0		0-0-0							
RPI	S	Opponent		Score		RPI	S	Opponent		Score		RPI	S	Opponent		Score			
1	A	Georgetown		0 1		26	H	Memphis		2 3		51	H	Creighton		1 0			
4	A	St. John's (NY)		1 3		30	H	Providence		1 2		52	A	DePaul		1 0			
13	A	Kentucky		2 2		35	H	Western Mich.		0 1		58	A	Villanova		0 1			
												62	H	Marquette		1 2			
												76	H	Akron		2 0			
												77	H	Seton Hall		2 1			
<hr/>																			
LAST 10 GAMES																			
30 H Providence						1 2		51 H Creighton						1 0					
200 H UNC Asheville						4 0		58 A Villanova						0 1					
52 A DePaul						1 0		35 H Western Mich.						0 1					
77 H Seton Hall						2 1		62 H Marquette						1 2					
1 A Georgetown						0 1		194 A IUPUI						1 0					

Non-Div. I Games:

Xavier



Average RPI Win:	111	WON-LOST RECORD	WINNING PCT. RANK	LAST 10 GAMES	STRENGTH OF SCHEDULE	OPP. STRENGTH OF SCHEDULE	TEAM RPI	ADJ RPI	CONF. RPI	ADJ CONF. RPI					
DIV. I ONLY		11-4-2	.70588	30	6-2-2	101	90	47	.53864	57	17	17			
DIV. I NON-CONF.		5-4-0	.55556	78	1-2-0	75	46	30	.56795	33	19	19			
<hr/>															
TOTALS	RPI 1-25		RPI 26-50		W-L RECORDS		RPI 51-100		RPI 101-150		RPI 100+				
11-4-2	0-1-0		0-0-0		OVERALL		6-1-0		2-2-0		5-2-2				
5-0-2	0-0-0		0-0-0		HOME		3-0-0		1-0-0		2-0-2				
6-3-0	0-1-0		0-0-0		AWAY		3-1-0		1-1-0		3-1-0				
0-1-0	0-0-0		0-0-0		NEUTRAL		0-0-0		0-1-0		0-1-0				
5-4-0	0-1-0		0-0-0		NON-CONFERENCE		4-1-0		1-2-0		1-2-0				
3-0-0	0-0-0		0-0-0		HOME		2-0-0		1-0-0		1-0-0				
2-3-0	0-1-0		0-0-		AWAY		2-1-0		0-1-0		0-1-0				
0-1-0	0-0-0		0-0-0		NEUTRAL		0-0-0		0-1-0		0-1-0				
6-0-2	0-0-0		0-0-0		CONFERENCE		2-0-0		1-0-0		4-0-2				
2-0-2	0-0-0		0-0-0		HOME		1-0-0		0-0-0		1-0-2				
4-0-0	0-0-0		0-0-0		AWAY		1-0-0		1-0-0		3-0-0				
0-0-0	0-0-0		0-0-0		NEUTRAL		0-0-0		0-0-0		0-0-0				
<hr/>															
RPI	S	Opponent	Score	RPI	S	Opponent	Score	RPI	S	Opponent	Score	RPI	S	Opponent	Score
1	A	Georgetown	0 2					53	H	Loyola Maryland	1 0	107	A	Colgate	2 1
								66	A	Northwestern	2 0	117	N	Wisconsin	1 2
								72	A	Princeton	0 3	129	H	Manhattan	1 0
								73	H	Rutgers	1 0	147	A	Binghamton	1 2
								77	H	Seton Hall	1 0	154	H	Lafayette	0 0
								89	A	Navy	2 0	171	H	Boston U.	4 2
								91	A	Penn	2 1	174	H	Army West Point	0 0
												176	A	American	2 1
												192	A	Holy Cross	2 1
<hr/>															
				LAST 10 GAMES											
				192 A Holy Cross 2 1				53 H Loyola Maryland 1 0							
				73 H Rutgers 1 0				1 A Georgetown 0 2							
				154 H Lafayette 0 0				174 H Army West Point 0 0							
				89 A Navy 2 0				107 A Colgate 2 1							
				72 A Princeton 0 3				171 H Boston U. 4 2							

Non-Div. I Games:

Lehigh

Average RPI Win: 113		WON-LOST	WINNING	LAST 10	STRENGTH OF		OPP. STRENGTH	TEAM	ADJ		CONF.	ADJ CONF.
Average RPI Loss: 26		RECORD	PCT. RANK	GAMES	SCHEDULE		OF SCHEDULE	RPI	RPI		RPI	RPI
DIV. I ONLY		8-8-1	.5	94	39		32	55	.53773		58	2
DIV. I NON-CONF.		7-2-0	.77778	25	89		71	88	.50899		86	4
TOTALS		RPI 1-25	RPI 26-50		W-L RECORDS		RPI 51-100		RPI 101-150		RPI 100+	
8-8-1		0-4-0	2-2-0		OVERALL		1-2-1		2-0-0		5-0-0	
6-3-0		0-1-0	2-1-0		HOME		1-1-0		0-0-0		3-0-0	
2-4-1		0-2-0	0-1-0		AWAY		0-1-1		2-0-0		2-0-0	
0-1-0		0-1-0	0-0-0		NEUTRAL		0-0-0		0-0-0		0-0-0	
7-2-0		0-2-0	2-0-0		NON-CONFERENCE		0-0-0		2-0-0		5-0-0	
5-0-0		0-0-0	2-0-0		HOME		0-0-0		0-0-0		3-0-0	
2-1-0		0-1-0	0-0-		AWAY		0-0-0		2-0-0		2-0-0	
0-1-0		0-1-0	0-0-0		NEUTRAL		0-0-0		0-0-0		0-0-0	
1-6-1		0-2-0	0-2-0		CONFERENCE		1-2-1		0-0-0		0-0-0	
1-3-0		0-1-0	0-1-0		HOME		1-1-0		0-0-0		0-0-0	
0-3-1		0-1-0	0-1-0		AWAY		0-1-1		0-0-0		0-0-0	
0-0-0		0-0-0	0-0-0		NEUTRAL		0-0-0		0-0-0		0-0-0	
RPI S	Opponent	Score	RPI S	Opponent	Score	RPI S	Opponent	Score	RPI S	Opponent	Score	
1 H	Georgetown	0 2	30 H	Providence	0 2	51 A	Creighton	0 1	121 A	William & Mary	1 0	
4 A	St. John's (NY)	0 4	32 A	Butler	0 1	52 A	DePaul	0 0	130 A	La Salle	2 1	
9 A	Penn St.	0 1	43 H	James Madison	1 0	56 H	Xavier	1 0	159 H	Fordham	1 0	
22 N	Maryland	0 1	45 H	Temple	1 0	62 H	Marquette	0 1	165 H	Delaware	5 0	
									184 H	George Washington	1 0	
LAST 10 GAMES												
1 H	Georgetown	0 2	4 A	St. John's (NY)	0 4							
32 A	Butler	0 1	43 H	James Madison	1 0							
30 H	Providence	0 2	56 H	Xavier	1 0							
62 H	Marquette	0 1	51 A	Creighton	0 1							
130 A	La Salle	2 1	184 H	George Washington	1 0							

Non-Div. I Games:

Villanova

Average RPI Win:	141	WON-LOST RECORD	WINNING PCT. RANK	LAST 10 GAMES	STRENGTH OF SCHEDULE	OPP. STRENGTH OF SCHEDULE	TEAM RPI	ADJ RPI	CONF. RPI	ADJ CONF. RPI				
DIV. I ONLY		11-4-1	.71875	28	7-2-1	114	149	52	.53645	59	21	19		
DIV. I NON-CONF.		5-2-0	.71429	38	1-0-0	64	105	29	.57308	28	17	17		
<hr/>														
TOTALS	RPI 1-25	RPI 26-50		W-L RECORDS		RPI 51-100		RPI 101-150		RPI 100+				
11-4-1	0-1-0	0-0-0		OVERALL		2-1-0		5-2-1		9-2-1				
5-1-1	0-0-0	0-0-0		HOME		0-0-0		4-1-1		5-1-1				
6-3-0	0-1-0	0-0-0		AWAY		2-1-0		1-1-0		4-1-0				
0-0-0	0-0-0	0-0-0		NEUTRAL		0-0-0		0-0-0		0-0-0				
<hr/>														
5-2-0	0-1-0	0-0-0		NON-CONFERENCE		1-0-0		3-1-0		4-1-0				
2-0-0	0-0-0	0-0-0		HOME		0-0-0		2-0-0		2-0-0				
3-2-0	0-1-0	0-0-		AWAY		1-0-0		1-1-0		2-1-0				
0-0-0	0-0-0	0-0-0		NEUTRAL		0-0-0		0-0-0		0-0-0				
<hr/>														
6-2-1	0-0-0	0-0-0		CONFERENCE		1-1-0		2-1-1		5-1-1				
3-1-1	0-0-0	0-0-0		HOME		0-0-0		2-1-1		3-1-1				
3-1-0	0-0-0	0-0-0		AWAY		1-1-0		0-0-0		2-0-0				
0-0-0	0-0-0	0-0-0		NEUTRAL		0-0-0		0-0-0		0-0-0				
<hr/>														
RPI	S	Opponent	Score		RPI	S	Opponent	Score		RPI	S	Opponent	Score	
4	A	St. John's (NY)	2	3						60	A	Vermont	3	1
										95	A	Saint Peter's	1	3
										96	A	Quinnipiac	2	1
										108	H	Marist	2	1
										125	H	Fairfield	0	0
										129	H	Manhattan	2	1
										130	A	La Salle	1	2
										133	H	LIU Brooklyn	3	2
										140	H	Rider	1	2
										145	A	Fairleigh Dickinson	2	1
										147	H	Binghamton	3	0
										170	H	Niagara	3	2
										175	A	Sacred Heart	2	1
										181	A	Siena	2	0
										204	A	Canisius	3	1
<hr/>														
LAST 10 GAMES														
					108	H	Marist	2	1	204	A	Canisius	3	1
					140	H	Rider	1	2	125	H	Fairfield	0	0
					96	A	Quinnipiac	2	1	129	H	Manhattan	2	1
					170	H	Niagara	3	2	181	A	Siena	2	0
					95	A	Saint Peter's	1	3	145	A	Fairleigh Dickinson	2	1

Non-Div. I Games:

Iona

Average RPI Win:	117	WON-LOST	WINNING	LAST 10	STRENGTH OF	OPP. STRENGTH	TEAM	ADJ	CONF.	ADJ CONF.	
Average RPI Loss:	84	RECORD	PCT. RANK	GAMES	SCHEDULE	OF SCHEDULE	RPI	RPI	RPI	RPI	
DIV. I ONLY	11-5-0	.6875	34	8-2-0	124	64	51	.53597	60	9	10
DIV. I NON-CONF.	6-4-0	.6	71	3-1-0	154	51	60	.52691	66	13	13
<hr/>											
TOTALS	RPI 1-25	RPI 26-50		W-L RECORDS	RPI 51-100		RPI 101-150		RPI 100+		
11-5-0	0-0-0	0-2-0		OVERALL	5-1-0		4-1-0		6-2-0		
5-3-0	0-0-0	0-1-0		HOME	1-1-0		3-1-0		4-1-0		
6-2-0	0-0-0	0-1-0		AWAY	4-0-0		1-0-0		2-1-0		
0-0-0	0-0-0	0-0-0		NEUTRAL	0-0-0		0-0-0		0-0-0		
<hr/>											
6-4-0	0-0-0	0-1-0		NON-CONFERENCE	4-1-0		0-1-0		2-2-0		
2-2-0	0-0-0	0-0-0		HOME	1-1-0		0-1-0		1-1-0		
4-2-0	0-0-0	0-0-		AWAY	3-0-0		0-0-0		1-1-0		
0-0-0	0-0-0	0-0-0		NEUTRAL	0-0-0		0-0-0		0-0-0		
<hr/>											
5-1-0	0-0-0	0-1-0		CONFERENCE	1-0-0		4-0-0		4-0-0		
3-1-0	0-0-0	0-1-0		HOME	0-0-0		3-0-0		3-0-0		
2-0-0	0-0-0	0-0-0		AWAY	1-0-0		1-0-0		1-0-0		
0-0-0	0-0-0	0-0-0		NEUTRAL	0-0-0		0-0-0		0-0-0		
<hr/>											
RPI S	Opponent	Score	RPI S	Opponent	Score	RPI S	Opponent	Score	RPI S	Opponent	Score
			33 H	Albany (NY)	1 3	52 A	DePaul	1 0	106 H	UMass Lowell	2 1
			38 A	Loyola Chicago	1 2	59 H	Iona	1 3	107 H	Colgate	0 1
						69 H	Merrimack	3 0	137 A	Stony Brook	1 0
						82 A	Dartmouth	1 0	144 H	UMBC	4 0
						84 A	Hartford	3 0	147 H	Binghamton	4 0
						96 A	Quinnipiac	1 0	178 H	Harvard	4 2
									181 A	Siena	2 3
									192 A	Holy Cross	5 1
<hr/>											
LAST 10 GAMES											
			144 H	UMBC	4 0	147 H	Binghamton	4 0			
			192 A	Holy Cross	5 1	82 A	Dartmouth	1 0			
			106 H	UMass Lowell	2 1	33 H	Albany (NY)	1 3			
			84 A	Hartford	3 0	137 A	Stony Brook	1 0			
			107 H	Colgate	0 1	69 H	Merrimack	3 0			

Non-Div. I Games:

Vermont

Average RPI Win: 140		WON-LOST RECORD	WINNING PCT. RANK		LAST 10 GAMES	STRENGTH OF SCHEDULE	OPP. STRENGTH OF SCHEDULE	TEAM RPI	ADJ RPI	CONF. RPI	ADJ CONF. RPI						
Average RPI Loss: 57																	
DIV. I ONLY		11-2-2	.8	14	8-2-0	198	36	62	.53355	61	13	13					
DIV. I NON-CONF.		7-1-2	.8	20	4-1-0	197	14	65	.52844	62	16	15					
<hr/>																	
TOTALS		RPI 1-25		RPI 26-50		W-L RECORDS		RPI 51-100		RPI 101-150		RPI 100+					
11-2-2		0-1-0		0-0-1		OVERALL		2-1-0		5-0-1		9-0-1					
6-0-0		0-0-0		0-0-0		HOME		2-0-0		3-0-0		4-0-0					
5-2-2		0-1-0		0-0-1		AWAY		0-1-0		2-0-1		5-0-1					
0-0-0		0-0-0		0-0-0		NEUTRAL		0-0-0		0-0-0		0-0-0					
7-1-2		0-1-0		0-0-1		NON-CONFERENCE		1-0-0		3-0-1		6-0-1					
3-0-0		0-0-0		0-0-0		HOME		1-0-0		2-0-0		2-0-0					
4-1-2		0-1-0		0-1-		AWAY		0-0-0		1-0-1		4-0-1					
0-0-0		0-0-0		0-0-0		NEUTRAL		0-0-0		0-0-0		0-0-0					
4-1-0		0-0-0		0-0-0		CONFERENCE		1-1-0		2-0-0		3-0-0					
3-0-0		0-0-0		0-0-0		HOME		1-0-0		1-0-0		2-0-0					
1-1-0		0-0-0		0-0-0		AWAY		0-1-0		1-0-0		1-0-0					
0-0-0		0-0-0		0-0-0		NEUTRAL		0-0-0		0-0-0		0-0-0					
RPI	S	Opponent		Score		RPI	S	Opponent		Score		RPI	S	Opponent		Score	
22	A	Maryland		0	1	28	A	Syracuse		1	1	82	H	Dartmouth		3	1
												91	A	Penn		0	1
												98	H	UConn		3	0
												</					

Non-Div. I Games:

Yale

Average RPI Win:	97	WON-LOST RECORD	WINNING PCT. RANK	LAST 10 GAMES	STRENGTH OF SCHEDULE	OPP. STRENGTH OF SCHEDULE	TEAM RPI	ADJ RPI	CONF. RPI	ADJ CONF. RPI	
DIV. I ONLY		7-8-1	.46875 113	5-5-0	37	42	63	.53103 62	2	2	
DIV. I NON-CONF.		4-3-1	.5625 75	2-1-0	110	88	112	.48612 114	4	3	
<hr/>											
TOTALS	RPI 1-25	RPI 26-50		W-L RECORDS	RPI 51-100		RPI 101-150		RPI 100+		
7-8-1	0-2-1	1-3-0		OVERALL	2-2-0		3-0-0		4-1-0		
4-4-1	0-1-1	1-1-0		HOME	0-2-0		2-0-0		3-0-0		
3-4-0	0-1-0	0-2-0		AWAY	2-0-0		1-0-0		1-1-0		
0-0-0	0-0-0	0-0-0		NEUTRAL	0-0-0		0-0-0		0-0-0		
<hr/>											
4-3-1	0-0-1	0-2-0		NON-CONFERENCE	0-0-0		3-0-0		4-1-0		
3-1-1	0-0-1	0-1-0		HOME	0-0-0		2-0-0		3-0-0		
1-2-0	0-0-0	0-0-		AWAY	0-0-0		1-0-0		1-1-0		
0-0-0	0-0-0	0-0-0		NEUTRAL	0-0-0		0-0-0		0-0-0		
<hr/>											
3-5-0	0-2-0	1-1-0		CONFERENCE	2-2-0		0-0-0		0-0-0		
1-3-0	0-1-0	1-0-0		HOME	0-2-0		0-0-0		0-0-0		
2-2-0	0-1-0	0-1-0		AWAY	2-0-0		0-0-0		0-0-0		
0-0-0	0-0-0	0-0-0		NEUTRAL	0-0-0		0-0-0		0-0-0		
<hr/>											
RPI S	Opponent	Score	RPI S	Opponent	Score	RPI S	Opponent	Score	RPI S	Opponent	Score
1 A	Georgetown	0 3	30 A	Providence	0 2	51 H	Creighton	0 1	101 H	Northern Ill.	3 1
4 H	St. John's (NY)	0 4	32 H	Butler	3 2	56 A	Xavier	2 1	117 A	Wisconsin	2 0
25 H	UC Davis	0 0	42 A	South Fla.	1 2	58 A	Villanova	1 0	150 H	UAB	2 1
			46 H	Saint Louis	2 6	77 H	Seton Hall	1 2	152 A	Milwaukee	1 2
									166 H	Green Bay	6 1
<hr/>											
			LAST 10 GAMES								
			77 H Seton Hall 1 2			166 H Green Bay 6 1					
			1 A Georgetown 0 3			4 H St. John's (NY) 0 4					
			32 H Butler 3 2			46 H Saint Louis 2 6					
			58 A Villanova 1 0			56 A Xavier 2 1					
			30 A Providence 0 2			117 A Wisconsin 2 0					

Non-Div. I Games:

Marquette

Average RPI Win:	86	WON-LOST	WINNING	LAST 10	STRENGTH OF	OPP. STRENGTH	TEAM	ADJ	CONF.	ADJ CONF.		
Average RPI Loss:	41	RECORD	PCT. RANK	GAMES	SCHEDULE	OF SCHEDULE	RPI	RPI	RPI	RPI		
DIV. I ONLY		5-7-1	.42308	131	4-5-1	20	28	61	.53077	63	7	7
DIV. I NON-CONF.		3-3-1	.5	88	1-2-1	47	10	75	.5174	73	6	6
<hr/>												
TOTALS	RPI 1-25	RPI 26-50		W-L RECORDS		RPI 51-100		RPI 101-150		RPI 100+		
5-7-1	0-3-0	2-2-0		OVERALL		1-1-1		2-1-0		2-1-0		
4-3-0	0-1-0	2-2-0		HOME		1-0-0		1-0-0		1-0-0		
1-4-1	0-2-0	0-0-0		AWAY		0-1-1		1-1-0		1-1-0		
0-0-0	0-0-0	0-0-0		NEUTRAL		0-0-0		0-0-0		0-0-0		
3-3-1	0-2-0	1-0-0		NON-CONFERENCE		1-0-1		1-1-0		1-1-0		
3-1-0	0-1-0	1-0-0		HOME		1-0-0		1-0-0		1-0-0		
0-2-1	0-1-0	0-0-		AWAY		0-0-1		0-1-0		0-1-0		
0-0-0	0-0-0	0-0-0		NEUTRAL		0-0-0		0-0-0		0-0-0		
2-4-0	0-1-0	1-2-0		CONFERENCE		0-1-0		1-0-0		1-0-0		
1-2-0	0-0-0	1-2-0		HOME		0-0-0		0-0-0		0-0-0		
1-2-0	0-1-0	0-0-0		AWAY		0-1-0		1-0-0		1-0-0		
0-0-0	0-0-0	0-0-0		NEUTRAL		0-0-0		0-0-0		0-0-0		
RPI S	Opponent	Score	RPI S	Opponent	Score	RPI S	Opponent	Score	RPI S	Opponent	Score	
3 A	UCF	2 3	29 H	Marshall	1 0	71 H	FGCU	3 1	110 A	North Florida	0 1	
13 A	Kentucky	0 3	31 H	Charlotte	1 3	80 A	South Carolina	1 2	138 H	Jacksonville	2 1	
16 H	Louisville	0 3	34 H	FIU	1 6	99 A	Stetson	0 0	150 A	UAB	1 0	
			43 H	James Madison	1 0							
<hr/>												
LAST 10 GAMES												
150 A UAB						31 H Charlotte						
110 A North Florida						3 A UCF						
29 H Marshall						71 H FGCU						
80 A South Carolina						13 A Kentucky						
99 A Stetson						34 H FIU						

Non-Div. I Games: Keiser 5 2

Fla. Atlantic

Average RPI Win:		104	WON-LOST RECORD		WINNING PCT. RANK		LAST 10 GAMES		STRENGTH OF SCHEDULE		OPP. STRENGTH OF SCHEDULE		TEAM RPI	ADJ RPI		CONF. RPI	ADJ CONF. RPI	
DIV. I ONLY			10-5-1		.65625 39		5-4-1		144		25		64	.53047 64		8	8	
DIV. I NON-CONF.			9-1-1		.86364 13		4-0-1		140		17		61	.53757 56		8	8	
TOTALS		RPI 1-25		RPI 26-50		W-L RECORDS		RPI 51-100		RPI 101-150		RPI 100+						
10-5-1		1-2-1		1-0-0		OVERALL		3-2-0		2-1-0		5-1-0						
5-3-1		1-1-1		0-0-0		HOME		1-1-0		0-1-0		3-1-0						
5-2-0		0-1-0		1-0-0		AWAY		2-1-0		2-0-0		2-0-0						
0-0-0		0-0-0		0-0-0		NEUTRAL		0-0-0		0-0-0		0-0-0						
9-1-1		1-0-1		1-0-0		NON-CONFERENCE		3-1-0		2-0-0		4-0-0						
4-1-1		1-0-1		0-0-0		HOME		1-1-0		0-0-0		2-0-0						
5-0-0		0-0-0		1-0-		AWAY		2-0-0		2-0-0		2-0-0						
0-0-0		0-0-0		0-0-0		NEUTRAL		0-0-0		0-0-0		0-0-0						
1-4-0		0-2-0		0-0-0		CONFERENCE		0-1-0		0-1-0		1-1-0						
1-2-0		0-1-0		0-0-0		HOME		0-0-0		0-1-0		1-1-0						
0-2-0		0-1-0		0-0-0		AWAY		0-1-0		0-0-0		0-0-0						
0-0-0		0-0-0		0-0-0		NEUTRAL		0-0-0		0-0-0		0-0-0						
RPI	S	Opponent		Score		RPI	S	Opponent		Score		RPI	S	Opponent		Score		
18	A	Saint Mary's (CA)		0	3	37	A	UC Irvine		1	0	55	A	UCLA		4	1	
20	H	LMU (CA)		1	3							83	H	Sacramento St.		1	2	
24	H	UC Santa Barbara		2	2							90	A	UC Riverside		1	0	
25	H	UC Davis		1	0							93	A	Pacific		2	4	
												94	H	Cal Poly		3	0	

Non-Div. I Games:

San Diego



Average RPI Win: 102		WON-LOST	WINNING	LAST 10	STRENGTH OF		OPP. STRENGTH	TEAM	ADJ		CONF.	ADJ CONF.	
Average RPI Loss: 72		RECORD	PCT. RANK	GAMES	SCHEDULE		OF SCHEDULE	RPI	RPI		RPI	RPI	
DIV. I ONLY		7-5-1	.57692	70	5-4-1		97	20	66	.53019	65	4	4
DIV. I NON-CONF.		3-3-0	.5	88	1-2-0		170	23	106	.49009	109	7	7
TOTALS		RPI 1-25	RPI 26-50		W-L RECORDS		RPI 51-100		RPI 101-150		RPI 100+		
7-5-1		0-2-1	0-0-0		OVERALL		3-2-0		3-0-0		4-1-0		
5-2-0		0-1-0	0-0-0		HOME		2-1-0		2-0-0		3-0-0		
2-3-1		0-1-1	0-0-0		AWAY		1-1-0		1-0-0		1-1-0		
0-0-0		0-0-0	0-0-0		NEUTRAL		0-0-0		0-0-0		0-0-0		
3-3-0		0-1-0	0-0-0		NON-CONFERENCE		1-1-0		1-0-0		2-1-0		
3-2-0		0-1-0	0-0-0		HOME		1-1-0		1-0-0		2-0-0		
0-1-0		0-0-0	0-0-		AWAY		0-0-0		0-0-0		0-1-0		
0-0-0		0-0-0	0-0-0		NEUTRAL		0-0-0		0-0-0		0-0-0		
4-2-1		0-1-1	0-0-0		CONFERENCE		2-1-0		2-0-0		2-0-0		
2-0-0		0-0-0	0-0-0		HOME		1-0-0		1-0-0		1-0-0		
2-2-1		0-1-1	0-0-0		AWAY		1-1-0		1-0-0		1-0-0		
0-0-0		0-0-0	0-0-0		NEUTRAL		0-0-0		0-0-0		0-0-0		
RPI	S	Opponent	Score	RPI	S	Opponent	Score	RPI	S	Opponent	Score		
7	A	Washington	1 2					55	A	UCLA	3 2		
12	A	Stanford	1 1					55	H	UCLA	2 0		
24	H	UC Santa Barbara	2 3					79	H	Coastal Caro.	1 2		
								87	A	California	1 2		
								93	H	Pacific	4 1		
									</				

Non-Div. I Games:

Oregon St.

Average RPI Win:		96	WON-LOST RECORD		WINNING PCT. RANK		LAST 10 GAMES		STRENGTH OF SCHEDULE		OPP. STRENGTH OF SCHEDULE		TEAM RPI		ADJ RPI		CONF. RPI		ADJ CONF. RPI					
Average RPI Loss:		44																						
DIV. I ONLY			7-7-2		.5		94		4-4-2		64		48		74		.53014		66		5		5	
DIV. I NON-CONF.			4-4-0		.5		88		1-1-0		60		126		80		.51726		75		2		2	
TOTALS		RPI 1-25		RPI 26-50		W-L RECORDS		RPI 51-100		RPI 101-150		RPI 100+												
7-7-2		1-3-0		2-1-0		OVERALL		1-2-1		1-1-1		3-1-1												
4-4-1		0-1-0		1-1-0		HOME		1-1-1		1-1-0		2-1-0												
2-2-1		1-2-0		0-0-0		AWAY		0-0-0		0-0-1		1-0-1												
1-1-0		0-0-0		1-0-0		NEUTRAL		0-1-0		0-0-0		0-0-0												
4-4-0		0-0-0		2-1-0		NON-CONFERENCE		0-2-0		0-1-0		2-1-0												
2-3-0		0-0-0		1-1-0		HOME		0-1-0		0-1-0		1-1-0												
1-0-0		0-0-0		0-0-		AWAY		0-0-0		0-0-0		1-0-0												
1-1-0		0-0-0		1-0-0		NEUTRAL		0-1-0		0-0-0		0-0-0												
3-3-2		1-3-0		0-0-0		CONFERENCE		1-0-1		1-0-1		1-0-1												
2-1-1		0-1-0		0-0-0		HOME		1-0-1		1-0-0		1-0-0												
1-2-1		1-2-0		0-0-0		AWAY		0-0-0		0-0-1		0-0-1												
0-0-0		0-0-0		0-0-0		NEUTRAL		0-0-0		0-0-0		0-0-0												
RPI	S	Opponent		Score		RPI	S	Opponent		Score		RPI	S	Opponent		Score		RPI	S	Opponent		Score		
9	A	Penn St.		2	3	36	N	Pittsburgh		1	0	55	N	UCLA		0	1	111	H	Bowling Green		0	3	
14	H	Indiana		1	3	38	H	Loyola Chicago		0	2	57	H	Lehigh		0	2	114	H	Michigan St.		1	0	
22	A	Maryland		3	1	47	H	UIC		2	1	73	H	Rutgers		2	0	117	A	Wisconsin		0	0	
23	A	Michigan		0	3							86	H	Ohio St.		0	0	183	A	Western Ill.		3	2	
																		198	H	Eastern Ill.		1	0	
LAST 10 GAMES																								
		117 A Wisconsin		0	0			23 A Michigan		0	3													
		114 H Michigan St.		1	0			14 H Indiana		1	3													
		73 H Rutgers		2	0			86 H Ohio St.		0	0													
		9 A Penn St.		2	3			47 H UIC		2	1													
		38 H Loyola Chicago		0	2			22 A Maryland		3	1													

Non-Div. I Games: Marian (WI) 7 0

Northwestern

Average RPI Win:	139	WON-LOST	WINNING	LAST 10	STRENGTH OF	OPP. STRENGTH	TEAM	ADJ	CONF.	ADJ CONF.		
Average RPI Loss:	75	RECORD	PCT. RANK	GAMES	SCHEDULE	OF SCHEDULE	RPI	RPI	RPI	RPI		
DIV. I ONLY		11-4-2	.70588	30	8-1-1	158	91	69	.52758	67	14	14
DIV. I NON-CONF.		4-4-1	.5	88	2-1-1	155	65	62	.52844	62	14	14
<hr/>												
TOTALS	RPI 1-25	RPI 26-50		W-L RECORDS		RPI 51-100		RPI 101-150		RPI 100+		
11-4-2	0-0-0	1-2-0		OVERALL		0-1-1		5-1-1		10-1-1		
5-0-1	0-0-0	0-0-0		HOME		0-0-1		3-0-0		5-0-0		
5-2-1	0-0-0	1-2-0		AWAY		0-0-0		2-0-1		4-0-1		
1-2-0	0-0-0	0-0-0		NEUTRAL		0-1-0		0-1-0		1-1-0		
<hr/>												
4-4-1	0-0-0	0-2-0		NON-CONFERENCE		0-1-1		2-1-0		4-1-0		
1-0-1	0-0-0	0-0-0		HOME		0-0-1		1-0-0		1-0-0		
2-2-0	0-0-0	0-0-		AWAY		0-0-0		1-0-0		2-0-0		
1-2-0	0-0-0	0-0-0		NEUTRAL		0-1-0		0-1-0		1-1-0		
<hr/>												
7-0-1	0-0-0	1-0-0		CONFERENCE		0-0-0		3-0-1		6-0-1		
4-0-0	0-0-0	0-0-0		HOME		0-0-0		2-0-0		4-0-0		
3-0-1	0-0-0	1-0-0		AWAY		0-0-0		1-0-1		2-0-1		
0-0-0	0-0-0	0-0-0		NEUTRAL		0-0-0		0-0-0		0-0-0		
<hr/>												
RPI	S	Opponent	Score	RPI	S	Opponent	Score	RPI	S	Opponent	Score	
				39	A	North Carolina	0 2	79	H	Coastal Caro.	0 0	
				41	A	Campbell	0 2	99	N	Stetson	1 2	
				43	A	James Madison	1 0					
											</	

Non-Div. I Games:

UNCW

Average RPI Win: 81		WON-LOST RECORD		WINNING PCT. RANK		LAST 10 GAMES		STRENGTH OF SCHEDULE		OPP. STRENGTH OF SCHEDULE		TEAM RPI		ADJ RPI		CONF. RPI		ADJ CONF. RPI	
DIV. I ONLY		7-7-3		.5 94		3-5-2		58		35		73		.52524 68		6		6	
DIV. I NON-CONF.		5-4-1		.55 83		1-2-0		68		47		77		.51534 77		5		5	
TOTALS		RPI 1-25		RPI 26-50		W-L RECORDS		RPI 51-100		RPI 101-150		RPI 100+							
7-7-3		1-2-1		2-0-0		OVERALL		2-5-2		0-0-0		2-0-0							
3-4-2		1-1-1		1-0-0		HOME		0-3-1		0-0-0		1-0-0							
3-3-1		0-1-0		1-0-0		AWAY		1-2-1		0-0-0		1-0-0							
1-0-0		0-0-0		0-0-0		NEUTRAL		1-0-0		0-0-0		0-0-0							
5-4-1		1-1-0		0-0-0		NON-CONFERENCE		2-3-1		0-0-0		2-0-0							
2-3-1		1-1-0		0-0-0		HOME		0-2-1		0-0-0		1-0-0							
2-1-0		0-0-0		0-0-		AWAY		1-1-0		0-0-0		1-0-0							
1-0-0		0-0-0		0-0-0		NEUTRAL		1-0-0		0-0-0		0-0-0							
2-3-2		0-1-1		2-0-0		CONFERENCE		0-2-1		0-0-0		0-0-0							
1-1-1		0-0-1		1-0-0		HOME		0-1-0		0-0-0		0-0-0							
1-2-1		0-1-0		1-0-0		AWAY		0-1-1		0-0-0		0-0-0							
0-0-0		0-0-0		0-0-0		NEUTRAL		0-0-0		0-0-0		0-0-0							
RPI S	Opponent	Score		RPI S	Opponent	Score		RPI S	Opponent	Score		RPI S	Opponent	Score					
7 H	Washington	3	1	37 A	UC Irvine	1	0	55 H	UCLA	2	4	156 H	San Francisco	6	0				
20 H	LMU (CA)	0	2	40 H	Cal St. Fullerton	1	0	70 A	Portland	1	3	162 A	Omaha	2	1				
24 H	UC Santa Barbara	0	0					81 N	Dayton	3	1								
25 A	UC Davis	0	1					83 H	Sacramento St.	1	2								
								86 A	Ohio St.	4	3								
								88 H	Utah Valley	2	2								
								90 A	UC Riverside	1	1								
								94 A	Cal Poly	0	2								
								97 H	Santa Clara	0	2								
				LAST 10 GAMES															
				37 A	UC Irvine	1	0	25 A	UC Davis	0	1								
				24 H	UC Santa Barbara	0	0	40 H	Cal St. Fullerton	1	0								
				90 A	UC Riverside	1	1	97 H	Santa Clara	0	2								
				94 A	Cal Poly	0	2	162 A	Omaha	2	1								
				83 H	Sacramento St.	1	2	20 H	LMU (CA)	0	2								

Non-Div. I Games:

CSUN



Average RPI Win: 122		WON-LOST RECORD		WINNING PCT. RANK		LAST 10 GAMES		STRENGTH OF SCHEDULE		OPP. STRENGTH OF SCHEDULE		TEAM RPI		ADJ RPI		CONF. RPI		ADJ CONF. RPI					
DIV. I ONLY		9-5-1		.63333 49		7-3-0		132		50		70		.52236 70		8		8					
DIV. I NON-CONF.		6-3-1		.65 56		4-1-0		102		64		56		.53581 58		8		8					
TOTALS		RPI 1-25		RPI 26-50		W-L RECORDS		RPI 51-100		RPI 101-150		RPI 100+											
9-5-1		0-2-0		0-1-0		OVERALL		4-2-0		2-0-1		5-0-1											
8-2-1		0-0-0		0-0-0		HOME		4-2-0		1-0-1		4-0-1											
1-3-0		0-2-0		0-1-0		AWAY		0-0-0		1-0-0		1-0-0											
0-0-0		0-0-0		0-0-0		NEUTRAL		0-0-0		0-0-0		0-0-0											
6-3-1		0-1-0		0-1-0		NON-CONFERENCE		3-1-0		1-0-1		3-0-1											
5-1-1		0-0-0		0-0-0		HOME		3-1-0		0-0-1		2-0-1											
1-2-0		0-1-0		0-0-		AWAY		0-0-0		1-0-0		1-0-0											
0-0-0		0-0-0		0-0-0		NEUTRAL		0-0-0		0-0-0		0-0-0											
3-2-0		0-1-0		0-0-0		CONFERENCE		1-1-0		1-0-0		2-0-0											
3-1-0		0-0-0		0-0-0		HOME		1-1-0		1-0-0		2-0-0											
0-1-0		0-1-0		0-0-0		AWAY		0-0-0		0-0-0		0-0-0											
0-0-0		0-0-0		0-0-0		NEUTRAL		0-0-0		0-0-0		0-0-0											
RPI	S	Opponent		Score		RPI	S	Opponent		Score		RPI	S	Opponent		Score							
7	A	Washington		0	1	44	A	Seattle U		0	2	68	H	CSUN		3	1	107	H	Colgate	0	0	
20	A	LMU (CA)		1	2							79	H	Coastal Caro.		0	1	117	A	Wisconsin	1	0	
												87	H	California		2	1	135	H	Gonzaga	3	0	
												90	H	UC Riverside		2	1	156	H	San Francisco	1	0	
												93	H	Pacific		0	1	163	H	Davidson	6	0	
												97	H	Santa Clara		2	0	184	H	George Washington	3	0	
						LAST 10 GAMES																	
						156	H	San Francisco		1	0	93	H	Pacific		0	1						
						135	H	Gonzaga		3	0	90	H	UC Riverside		2	1						
						97	H	Santa Clara		2	0	7	A	Washington		0	1						
						87	H	California		2	1	68	H	CSUN		3	1						
						20	A	LMU (CA)		1	2	117	A	Wisconsin		1	0						

Non-Div. I Games:

Portland

FGCU

FGCU

FGCU

Average RPI Win:	136	WON-LOST RECORD	WINNING PCT. RANK	LAST 10 GAMES	STRENGTH OF SCHEDULE	OPP. STRENGTH OF SCHEDULE	TEAM RPI	ADJ RPI	CONF. RPI	ADJ CONF. RPI		
DIV. I ONLY		10-3-2	.73333	25	7-1-2	172	85	68	.51864	72	13	13
DIV. I NON-CONF.		8-2-0	.8	20	5-0-0	137	91	53	.53981	55	16	15
<hr/>												
TOTALS	RPI 1-25	RPI 26-50		W-L RECORDS		RPI 51-100		RPI 101-150		RPI 100+		
10-3-2	1-0-0	0-0-0		OVERALL		1-3-0		3-0-1		8-0-2		
6-0-1	1-0-0	0-0-0		HOME		1-0-0		2-0-1		4-0-1		
4-3-1	0-0-0	0-0-0		AWAY		0-3-0		1-0-0		4-0-1		
0-0-0	0-0-0	0-0-0		NEUTRAL		0-0-0		0-0-0		0-0-0		
<hr/>												
8-2-0	1-0-0	0-0-0		NON-CONFERENCE		1-2-0		2-0-0		6-0-0		
5-0-0	1-0-0	0-0-0		HOME		1-0-0		1-0-0		3-0-0		
3-2-0	0-0-0	0-0-		AWAY		0-2-0		1-0-0		3-0-0		
0-0-0	0-0-0	0-0-0		NEUTRAL		0-0-0		0-0-0		0-0-0		
<hr/>												
2-1-2	0-0-0	0-0-0		CONFERENCE		0-1-0		1-0-1		2-0-2		
1-0-1	0-0-0	0-0-0		HOME		0-0-0		1-0-1		1-0-1		
1-1-1	0-0-0	0-0-0		AWAY		0-1-0		0-0-0		1-0-1		
0-0-0	0-0-0	0-0-0		NEUTRAL		0-0-0		0-0-0		0-0-0		
<hr/>												
RPI S	Opponent	Score		RPI S	Opponent	Score		RPI S	Opponent	Score		
8 H	Virginia Tech	3	2			53 A	Loyola Maryland 0 2	105 H	Cornell	1	1	
						54 A	Duke 0 4	140 H	Rider	2	1	
						57 H	Lehigh 3 0	141 H	Columbia	2	1	
						82 A	Dartmouth 0 1	145 A	Fairleigh Dickinson	4	0	
								158 H	Drexel	3	1	
								165 H	Delaware	3	0	
								168 A	Saint Joseph's	6	3	
								178 A	Harvard	2	0	
								187 A	Brown	1	1	
								197 A	Monmouth	2	1	
<hr/>												
LAST 10 GAMES												
105 H	Cornell	1	1	187 A	Brown	1	1					
8 H	Virginia Tech	3	2	165 H	Delaware	3	0					
178 A	Harvard	2	0	82 A	Dartmouth	0	1					
141 H	Columbia	2	1	168 A	Saint Joseph's	6	3					
57 H	Lehigh	3	0	158 H	Drexel	3	1					

Non-Div. I Games:

Princeton



Average RPI Win: 117		WON-LOST	WINNING	LAST 10	STRENGTH OF		OPP. STRENGTH	TEAM	ADJ		CONF.	ADJ CONF.
Average RPI Loss: 53		RECORD	PCT. RANK	GAMES	SCHEDULE		OF SCHEDULE	RPI	RPI		RPI	RPI
DIV. I ONLY		7-7-3	.5	94	2-7-1		69	57	78		.51786	73
DIV. I NON-CONF.		6-1-2	.77778	25	1-1-1		53	140	79		.51615	76
TOTALS		RPI 1-25	RPI 26-50		W-L RECORDS		RPI 51-100		RPI 101-150		RPI 100+	
7-7-3		0-3-1	1-0-0		OVERALL		1-3-2		4-1-0		5-1-0	
4-3-0		0-1-0	0-0-0		HOME		1-1-0		3-1-0		3-1-0	
3-4-3		0-2-1	1-0-0		AWAY		0-2-2		1-0-0		2-0-0	
0-0-0		0-0-0	0-0-0		NEUTRAL		0-0-0		0-0-0		0-0-0	
6-1-2		0-0-0	1-0-0		NON-CONFERENCE		1-1-2		3-0-0		4-0-0	
3-0-0		0-0-0	0-0-0		HOME		1-0-0		2-0-0		2-0-0	
3-1-2		0-0-0	1-0-		AWAY		0-1-2		1-0-0		2-0-0	
0-0-0		0-0-0	0-0-0		NEUTRAL		0-0-0		0-0-0		0-0-0	
1-6-1		0-3-1	0-0-0		CONFERENCE		0-2-0		1-1-0		1-1-0	
1-3-0		0-1-0	0-0-0		HOME		0-1-0		1-1-0		1-1-0	
0-3-1		0-2-1	0-0-0		AWAY		0-1-0		0-0-0		0-0-0	
0-0-0		0-0-0	0-0-0		NEUTRAL		0-0-0		0-0-0		0-0-0	
RPI S	Opponent	Score	RPI S	Opponent	Score	RPI S	Opponent	Score	RPI S	Opponent	Score	
9	H Penn St.	1 2	45	A Temple	1 0	57	A Lehigh	0 1	114	H Michigan St.	0 3	
14	A Indiana	0 3				66	A Northwestern	0 2	117	H Wisconsin	3 0	
22	A Maryland	1 3				84	A Hartford	2 2	127	A Elon	1 0	
23	A Michigan	1 1				86	H Ohio St.	0 1	129	H Manhattan	1 0	
						91	A Penn	1 1	147	H Binghamton	3 2	
						95	H Saint Peter's	2 1	158	A Drexel	2 1	
LAST 10 GAMES												
9	H Penn St.	1 2	117	H Wisconsin	3 0							
57	A Lehigh	0 1	86	H Ohio St.	0 1							
14	A Indiana	0 3	22	A Maryland	1 3							
66	A Northwestern	0 2	114	H Michigan St.	0 3							
84	A Hartford	2 2	95	H Saint Peter's	2 1							

Non-Div. I Games:

Rutgers

Average RPI Win: 140		WON-LOST	WINNING	LAST 10	STRENGTH OF		OPP. STRENGTH	TEAM	ADJ		CONF.	ADJ CONF.			
Average RPI Loss: 54		RECORD	PCT. RANK	GAMES	SCHEDULE		OF SCHEDULE	RPI	RPI		RPI	RPI			
DIV. I ONLY		12-3-2	.76471	21	9-1-0		190	73	71	.51559	74	18	20		
DIV. I NON-CONF.		5-2-2	.66667	51	3-0-0		187	32	73	.51359	82	18	18		
TOTALS		RPI 1-25	RPI 26-50		W-L RECORDS		RPI 51-100		RPI 101-150		RPI 100+				
12-3-2		0-1-0	1-1-0		OVERALL		1-1-0		3-0-1		10-0-2				
6-1-1		0-0-0	1-0-0		HOME		1-1-0		2-0-1		4-0-1				
6-2-1		0-1-0	0-1-0		AWAY		0-0-0		1-0-0		6-0-1				
0-0-0		0-0-0	0-0-0		NEUTRAL		0-0-0		0-0-0		0-0-0				
5-2-2		0-1-0	1-0-0		NON-CONFERENCE		1-1-0		1-0-1		3-0-2				
2-1-1		0-0-0	1-0-0		HOME		1-1-0		0-0-1		0-0-1				
3-1-1		0-1-0	0-0-		AWAY		0-0-0		1-0-0		3-0-1				
0-0-0		0-0-0	0-0-0		NEUTRAL		0-0-0		0-0-0		0-0-0				
7-1-0		0-0-0	0-1-0		CONFERENCE		0-0-0		2-0-0		7-0-0				
4-0-0		0-0-0	0-0-0		HOME		0-0-0		2-0-0		4-0-0				
3-1-0		0-0-0	0-1-0		AWAY		0-0-0		0-0-0		3-0-0				
0-0-0		0-0-0	0-0-0		NEUTRAL		0-0-0		0-0-0		0-0-0				
RPI S	Opponent	Score		RPI S	Opponent	Score		RPI S	Opponent	Score		RPI S	Opponent	Score	
19 A	Boston College	1	2	30 H	Providence	2	1	69 H	Merrimack	2	1	118 A	Denver	2	1
				46 A	Saint Louis	0	1	98 H	UConn	1	3	119 H	VCU	2	1
												125 H	Fairfield	1	1
												130 H	La Salle	3	2
												155 A	Massachusetts	1	0
												159 H	Fordham	3	1
												163 H	Davidson	2	0
												168 A	Saint Joseph's	2	0
												184 A	George Washington	1	0
												187 A	Brown	1	0
												192 A	Holy Cross	3	1
												199 A	Central Conn. St.	1	1
LAST 10 GAMES															
	118 A	Denver	2	1		168 A	Saint Joseph's	2	0						
	163 H	Davidson	2	0		130 H	La Salle	3	2						
	155 A	Massachusetts	1	0		159 H	Fordham	3	1						
	119 H	VCU	2	1		46 A	Saint Louis	0	1						
	187 A	Brown	1	0		192 A	Holy Cross	3	1						

Non-Div. I Games:

Rhode Island





Average RPI Win: 109		WON-LOST	WINNING	LAST 10	STRENGTH OF		OPP. STRENGTH	TEAM	ADJ	CONF.	ADJ CONF.		
Average RPI Loss: 57		RECORD	PCT. RANK	GAMES	SCHEDULE		OF SCHEDULE	RPI	RPI	RPI	RPI		
DIV. I ONLY		6-8-1	.43333	126	5-4-1		38	56	75	.5133	77	2	2
DIV. I NON-CONF.		3-4-0	.42857	127	2-1-0		117	156	140	.46303	140	4	3
TOTALS		RPI 1-25	RPI 26-50		W-L RECORDS		RPI 51-100		RPI 101-150		RPI 100+		
6-8-1		0-1-1	0-3-0		OVERALL		3-3-0		1-0-0		3-1-0		
4-2-1		0-0-1	0-1-0		HOME		2-0-0		0-0-0		2-1-0		
2-6-0		0-1-0	0-2-0		AWAY		1-3-0		1-0-0		1-0-0		
0-0-0		0-0-0	0-0-0		NEUTRAL		0-0-0		0-0-0		0-0-0		
3-4-0		0-0-0	0-1-0		NON-CONFERENCE		0-2-0		1-0-0		3-1-0		
2-1-0		0-0-0	0-0-0		HOME		0-0-0		0-0-0		2-1-0		
1-3-0		0-0-0	0-0-		AWAY		0-2-0		1-0-0		1-0-0		
0-0-0		0-0-0	0-0-0		NEUTRAL		0-0-0		0-0-0		0-0-0		
3-4-1		0-1-1	0-2-0		CONFERENCE		3-1-0		0-0-0		0-0-0		
2-1-1		0-0-1	0-1-0		HOME		2-0-0		0-0-0		0-0-0		
1-3-0		0-1-0	0-1-0		AWAY		1-1-0		0-0-0		0-0-0		
0-0-0		0-0-0	0-0-0		NEUTRAL		0-0-0		0-0-0		0-0-0		
RPI S	Opponent	Score	RPI S	Opponent	Score	RPI S	Opponent	Score	RPI S	Opponent	Score		
1 A	Georgetown	0 2	30 A	Providence	0 1	51 H	Creighton	1 0	131 A	NJIT	4 1		
4 H	St. John's (NY)	1 1	32 H	Butler	0 4	52 H	DePaul	2 1	159 H	Fordham	3 1		
			34 A	FIU	1 2	56 A	Xavier	1 2	174 H	Army West Point	1 2		
						57 A	Lehigh	0 1	199 H	Central Conn. St.	6 0		
						62 A	Marquette	2 1					
						71 A	FGCU	0 1					
LAST 10 GAMES													
62 A	Marquette	2 1	1 A	Georgetown	0 2								
174 H	Army West Point	1 2	159 H	Fordham	3 1								
4 H	St. John's (NY)	1 1	51 H	Creighton	1 0								
56 A	Xavier	1 2	52 H	DePaul	2 1								
32 H	Butler	0 4	131 A	NJIT	4 1								

Non-Div. I Games:

Seton Hall

SIUE

Average RPI Win: 113		WON-LOST RECORD		WINNING PCT. RANK		LAST 10 GAMES		STRENGTH OF SCHEDULE		OPP. STRENGTH OF SCHEDULE		TEAM RPI		ADJ RPI		CONF. RPI		ADJ CONF. RPI					
DIV. I ONLY		8-4-3		.63333		49		6-2-2		150		44		79		.51319		78		10		9	
DIV. I NON-CONF.		6-3-2		.63636		61		4-1-1		158		24		84		.51121		83		9		9	
TOTALS		RPI 1-25		RPI 26-50		W-L RECORDS		RPI 51-100		RPI 101-150		RPI 100+											
8-4-3		1-1-0		1-2-0		OVERALL		0-1-0		4-0-3		6-0-3											
6-1-1		1-0-0		1-1-0		HOME		0-0-0		2-0-1		4-0-1											
2-3-2		0-1-0		0-1-0		AWAY		0-1-0		2-0-2		2-0-2											
0-0-0		0-0-0		0-0-0		NEUTRAL		0-0-0		0-0-0		0-0-0											
6-3-2		1-1-0		1-2-0		NON-CONFERENCE		0-0-0		2-0-2		4-0-2											
5-1-0		1-0-0		1-1-0		HOME		0-0-0		1-0-0		3-0-0											
1-2-2		0-1-0		0-0-		AWAY		0-0-0		1-0-2		1-0-2											
0-0-0		0-0-0		0-0-0		NEUTRAL		0-0-0		0-0-0		0-0-0											
2-1-1		0-0-0		0-0-0		CONFERENCE		0-1-0		2-0-1		2-0-1											
1-0-1		0-0-0		0-0-0		HOME		0-0-0		1-0-1		1-0-1											
1-1-0		0-0-0		0-0-0		AWAY		0-1-0		1-0-0		1-0-0											
0-0-0		0-0-0		0-0-0		NEUTRAL		0-0-0		0-0-0		0-0-0											
RPI	S	Opponent		Score		RPI	S	Opponent		Score		RPI	S	Opponent		Score							
21	H	Central Ark.		2	0	32	H	Butler		2	1	76	A	Akron		0	3						
23	A	Michigan		1	3	46	H	Saint Louis		1	2												
						48	A	Oral Roberts		3	4												

Non-Div. I Games:

SIUE

Average RPI Win:	111	WON-LOST RECORD	WINNING PCT. RANK	LAST 10 GAMES	STRENGTH OF SCHEDULE	OPP. STRENGTH OF SCHEDULE	TEAM RPI	ADJ RPI	CONF. RPI	ADJ CONF. RPI	
DIV. I ONLY		7-7-2	.5 94	3-5-2	53	112	76	.51267	79	11 11	
DIV. I NON-CONF.		5-5-2	.5 88	1-3-2	58	133	83	.50714	90	11 12	
<hr/>											
TOTALS	RPI 1-25	RPI 26-50		W-L RECORDS	RPI 51-100		RPI 101-150		RPI 100+		
7-7-2	0-2-0	2-1-0		OVERALL	2-1-1		0-2-1		3-3-1		
3-3-1	0-0-0	1-0-0		HOME	0-1-0		0-1-1		2-2-1		
4-4-1	0-2-0	1-1-0		AWAY	2-0-1		0-1-0		1-1-0		
0-0-0	0-0-0	0-0-0		NEUTRAL	0-0-0		0-0-0		0-0-0		
5-5-2	0-1-0	1-1-0		NON-CONFERENCE	2-0-1		0-2-1		2-3-1		
2-2-1	0-0-0	1-0-0		HOME	0-0-0		0-1-1		1-2-1		
3-3-1	0-1-0	0-0-		AWAY	2-0-1		0-1-0		1-1-0		
0-0-0	0-0-0	0-0-0		NEUTRAL	0-0-0		0-0-0		0-0-0		
2-2-0	0-1-0	1-0-0		CONFERENCE	0-1-0		0-0-0		1-0-0		
1-1-0	0-0-0	0-0-0		HOME	0-1-0		0-0-0		1-0-0		
1-1-0	0-1-0	1-0-0		AWAY	0-0-0		0-0-0		0-0-0		
0-0-0	0-0-0	0-0-0		NEUTRAL	0-0-0		0-0-0		0-0-0		
<hr/>											
RPI S	Opponent	Score		RPI S	Opponent	Score		RPI S	Opponent	Score	
13 A	Kentucky	0	1	31 A	Charlotte	1	2	65 A	Oregon St.	2	1
21 A	Central Ark.	0	1	41 H	Campbell	1	0	67 A	UNCW	0	0
				49 A	Appalachian St.	4	2	70 A	Portland	1	0
								100 H	Georgia St.	0	1
						</					

Non-Div. I Games:

Coastal Caro.

Average RPI Win:		118	WON-LOST RECORD		WINNING PCT. RANK		LAST 10 GAMES		STRENGTH OF SCHEDULE		OPP. STRENGTH OF SCHEDULE		TEAM RPI		ADJ RPI		CONF. RPI		ADJ CONF. RPI				
DIV. I ONLY		7-8-2		.47059		110		3-5-2		32		75		67		.51257		80		7		7	
DIV. I NON-CONF.		5-3-2		.6		71		1-1-2		31		141		67		.51953		71		6		6	
TOTALS		RPI 1-25		RPI 26-50		W-L RECORDS		RPI 51-100		RPI 101-150		RPI 100+											
7-8-2		0-3-0		1-2-1		OVERALL		1-0-0		3-3-1		5-3-1											
7-2-2		0-0-0		1-0-1		HOME		1-0-0		3-2-1		5-2-1											
0-6-0		0-3-0		0-2-0		AWAY		0-0-0		0-1-0		0-1-0											
0-0-0		0-0-0		0-0-0		NEUTRAL		0-0-0		0-0-0		0-0-0											
5-3-2		0-2-0		0-0-1		NON-CONFERENCE		0-0-0		3-1-1		5-1-1											
5-1-2		0-0-0		0-0-1		HOME		0-0-0		3-1-1		5-1-1											
0-2-0		0-2-0		0-0-		AWAY		0-0-0		0-0-0		0-0-0											
0-0-0		0-0-0		0-0-0		NEUTRAL		0-0-0		0-0-0		0-0-0											
2-5-0		0-1-0		1-2-0		CONFERENCE		1-0-0		0-2-0		0-2-0											
2-1-0		0-0-0		1-0-0		HOME		1-0-0		0-1-0		0-1-0											
0-4-0		0-1-0		0-2-0		AWAY		0-0-0		0-1-0		0-1-0											
0-0-0		0-0-0		0-0-0		NEUTRAL		0-0-0		0-0-0		0-0-0											
RPI	S	Opponent		Score		RPI	S	Opponent		Score		RPI	S	Opponent		Score		RPI	S	Opponent		Score	
3	A	UCF		0	2	27	H	NC State		0	0	63	H	Fla. Atlantic		2	1	112	H	Mercer		1	0
6	A	Clemson		1	4	29	A	Marshall		0	2							116	H	Furman		3	0
13	A	Kentucky		0	4	31	A	Charlotte		0	4							122	H	Ga. Southern		1	1
						34	H	FIU		1	0							124	H	Old Dominion		1	2
																		134	H	Gardner-Webb		2	1
																		138	H	Jacksonville		2	3
																		150	A	UAB		0	1
																		182	H	Presbyterian		4	2
																		185	H	USC Upstate		1	0
LAST 10 GAMES																							
						34	H	FIU		1	0	150	A	UAB		0	1						
						13	A	Kentucky		0	4	122	H	Ga. Southern		1	1						
						138	H	Jacksonville		2	3	124	H	Old Dominion		1	2						
						63	H	Fla. Atlantic		2	1	182	H	Presbyterian		4	2						
						27	H	NC State		0	0	31	A	Charlotte		0	4						

Non-Div. I Games:

South Carolina



Dayton

Dayton

Dayton

Average RPI Win: 130		WON-LOST RECORD		WINNING PCT. RANK		LAST 10 GAMES		STRENGTH OF SCHEDULE		OPP. STRENGTH OF SCHEDULE		TEAM RPI		ADJ RPI		CONF. RPI		ADJ CONF. RPI	
DIV. I ONLY		6-6-2		.5 94		4-4-2		68		76		80		.51007 82		13		13	
DIV. I NON-CONF.		3-5-1		.38889 138		1-3-1		57		48		74		.51973 70		16		15	
TOTALS		RPI 1-25		RPI 26-50		W-L RECORDS		RPI 51-100		RPI 101-150		RPI 100+							
6-6-2		0-2-0		0-1-0		OVERALL		2-3-1		1-0-1		4-0-1							
4-2-2		0-0-0		0-0-0		HOME		1-2-1		1-0-1		3-0-1							
2-4-0		0-2-0		0-1-0		AWAY		1-1-0		0-0-0		1-0-0							
0-0-0		0-0-0		0-0-0		NEUTRAL		0-0-0		0-0-0		0-0-0							
3-5-1		0-2-0		0-1-0		NON-CONFERENCE		0-2-1		1-0-0		3-0-0							
3-2-1		0-0-0		0-0-0		HOME		0-2-1		1-0-0		3-0-0							
0-3-0		0-2-0		0-0-		AWAY		0-0-0		0-0-0		0-0-0							
0-0-0		0-0-0		0-0-0		NEUTRAL		0-0-0		0-0-0		0-0-0							
3-1-1		0-0-0		0-0-0		CONFERENCE		2-1-0		0-0-1		1-0-1							
1-0-1		0-0-0		0-0-0		HOME		1-0-0		0-0-1		0-0-1							
2-1-0		0-0-0		0-0-0		AWAY		1-1-0		0-0-0		1-0-0							
0-0-0		0-0-0		0-0-0		NEUTRAL		0-0-0		0-0-0		0-0-0							
RPI	S	Opponent		Score		RPI	S	Opponent		Score		RPI	S	Opponent		Score			
5	A	Wake Forest		1	3	33	A	Albany (NY)		2	4	60	H	Vermont		0	1		
17	A	New Hampshire		0	1							61	A	Yale		1	3		
												72	H	Princeton		1	0		
												84	H	Hartford		0	1		
												91	A	Penn		1	0		
												98	H	UConn		2	2		
												114	H	Michigan St.		2	1		
												141	H	Columbia		0	0		
												155	H	Massachusetts		1	0		
												170	H	Niagara		7	1		
												178	A	Harvard		3	1		
LAST 10 GAMES																			
						178	A	Harvard		3	1	60	H	Vermont		0	1		
						141	H	Columbia		0	0	72	H	Princeton		1	0		
						84	H	Hartford		0	1	98	H	UConn		2	2		
						91	A	Penn		1	0	33	A	Albany (NY)		2	4		
						61	A	Yale		1	3	170	H	Niagara		7	1		

Non-Div. I Games:

Dartmouth

Average RPI Win:	120	WON-LOST RECORD	WINNING PCT. RANK	LAST 10 GAMES	STRENGTH OF SCHEDULE	OPP. STRENGTH OF SCHEDULE	TEAM RPI	ADJ RPI	CONF. RPI	ADJ CONF. RPI	
DIV. I ONLY		7-9-2	.44444 117	2-7-1	67	48	87	.50757 83	6	6	
DIV. I NON-CONF.		5-4-1	.55 83	0-2-0	94	85	113	.49053 105	5	5	
<hr/>											
TOTALS	RPI 1-25	RPI 26-50		W-L RECORDS	RPI 51-100		RPI 101-150		RPI 100+		
7-9-2	0-6-0	0-1-1		OVERALL	3-1-1		1-1-0		4-1-0		
2-4-2	0-1-0	0-1-1		HOME	0-1-1		0-1-0		2-1-0		
5-5-0	0-5-0	0-0-0		AWAY	3-0-0		1-0-0		2-0-0		
0-0-0	0-0-0	0-0-0		NEUTRAL	0-0-0		0-0-0		0-0-0		
5-4-1	0-3-0	0-0-0		NON-CONFERENCE	1-0-1		1-1-0		4-1-0		
2-1-1	0-0-0	0-0-0		HOME	0-0-1		0-1-0		2-1-0		
3-3-0	0-3-0	0-0-		AWAY	1-0-0		1-0-0		2-0-0		
0-0-0	0-0-0	0-0-0		NEUTRAL	0-0-0		0-0-0		0-0-0		
2-5-1	0-3-0	0-1-1		CONFERENCE	2-1-0		0-0-0		0-0-0		
0-3-1	0-1-0	0-1-1		HOME	0-1-0		0-0-0		0-0-0		
2-2-0	0-2-0	0-0-0		AWAY	2-0-0		0-0-0		0-0-0		
0-0-0	0-0-0	0-0-0		NEUTRAL	0-0-0		0-0-0		0-0-0		
RPI S	Opponent	Score	RPI S	Opponent	Score	RPI S	Opponent	Score	RPI S	Opponent	Score
14 A	Indiana	0 1	37 H	UC Irvine	2 2	64 A	San Diego	2 1	126 H	CSU Bakersfield	2 5
18 A	Saint Mary's (CA)	0 4	40 H	Cal St. Fullerton	1 2	68 A	CSUN	2 1	135 A	Gonzaga	2 1
20 A	LMU (CA)	0 3				90 A	UC Riverside	2 1	156 H	San Francisco	4 2
24 A	UC Santa Barbara	0 2				93 H	Pacific	1 1	160 H	Air Force	2 0
25 A	UC Davis	0 1				94 H	Cal Poly	0 1	167 A	San Jose St.	2 0
25 H	UC Davis	1 2									
<hr/>											
LAST 10 GAMES											
25 A	UC Davis	0 1	37 H	UC Irvine	2 2						
90 A	UC Riverside	2 1	24 A	UC Santa Barbara	0 2						
94 H	Cal Poly	0 1	25 H	UC Davis	1 2						
40 H	Cal St. Fullerton	1 2	18 A	Saint Mary's (CA)	0 4						
68 A	CSUN	2 1	14 A	Indiana	0 1						

Non-Div. I Games:

Sacramento St.

Average RPI Win: 141		WON-LOST	WINNING	LAST 10	STRENGTH OF		OPP. STRENGTH	TEAM	ADJ		CONF.	ADJ CONF.		
Average RPI Loss: 52		RECORD	PCT. RANK	GAMES	SCHEDULE		OF SCHEDULE	RPI	RPI		RPI	RPI		
DIV. I ONLY		9-4-4	.64706	43	4-2-4		163	72	91	.50554	84	9	10	
DIV. I NON-CONF.		6-2-3	.68182	50	1-0-3		195	98	133	.47106	133	13	13	
<hr/>														
TOTALS		RPI 1-25		RPI 26-50		W-L RECORDS		RPI 51-100		RPI 101-150		RPI 100+		
9-4-4		0-1-0		1-1-0		OVERALL		1-2-1		3-0-2		7-0-3		
2-1-3		0-0-0		0-0-0		HOME		0-1-1		2-0-1		2-0-2		
7-3-1		0-1-0		1-1-0		AWAY		1-1-0		1-0-1		5-0-1		
0-0-0		0-0-0		0-0-0		NEUTRAL		0-0-0		0-0-0		0-0-0		
6-2-3		0-0-0		0-1-0		NON-CONFERENCE		1-1-1		1-0-1		5-0-2		
1-0-2		0-0-0		0-0-0		HOME		0-0-1		1-0-0		1-0-1		
5-2-1		0-0-0		0-0-		AWAY		1-1-0		0-0-1		4-0-1		
0-0-0		0-0-0		0-0-0		NEUTRAL		0-0-0		0-0-0		0-0-0		
3-2-1		0-1-0		1-0-0		CONFERENCE		0-1-0		2-0-1		2-0-1		
1-1-1		0-0-0		0-0-0		HOME		0-1-0		1-0-1		1-0-1		
2-1-0		0-1-0		1-0-0		AWAY		0-0-0		1-0-0		1-0-0		
0-0-0		0-0-0		0-0-0		NEUTRAL		0-0-0		0-0-0		0-0-0		
RPI	S	Opponent		Score	RPI	S	Opponent		Score	RPI	S	Opponent		Score
17	A	New Hampshire		0 5	33	A	Albany (NY)		1 0	60	H	Vermont		0 3
					40	A	Cal St. Fullerton		0 2	73	H	Rutgers		2 2
										82	A	Dartmouth		1 0
										90	A	UC Riverside		1 2
												125 H Fairfield		2 0
												137 A Stony Brook		1 0
												144 H UMBC		0 0
												146 A Northeastern		1 1
												147 H Binghamton		1 0
												168 H Saint Joseph's		2 2
												170 A Niagara		1 0
												187 A Brown		2 1
												188 A St. Bonaventure		1 0
												199 A Central Conn. St.		2 0
<hr/>														
LAST 10 GAMES														
					147	H	Binghamton		1 0	137	A	Stony Brook		1 0
					17	A	New Hampshire		0 5	168	H	Saint Joseph's		2 2
					82	A	Dartmouth		1 0	144	H	UMBC		0 0
					60	H	Vermont		0 3	146	A	Northeastern		1 1
					73	H	Rutgers		2 2	33	A	Albany (NY)		1 0

Non-Div. I Games:

Hartford

Average RPI Win: 133		WON-LOST RECORD	WINNING PCT. RANK		LAST 10 GAMES	STRENGTH OF SCHEDULE	OPP. STRENGTH OF SCHEDULE	TEAM RPI	ADJ RPI	CONF. RPI	ADJ CONF. RPI												
Average RPI Loss: 37																							
DIV. I ONLY		4-8-2	.35714	155	2-6-2	21	66	92	.50549	85	3	3											
DIV. I NON-CONF.		4-4-1	.5	88	2-2-1	54	102	124	.48495	116	3	4											
TOTALS		RPI 1-25		RPI 26-50		W-L RECORDS		RPI 51-100		RPI 101-150		RPI 100+											
4-8-2		0-4-0		1-2-1		OVERALL		0-1-0		2-1-1		3-1-1											
3-2-2		0-1-0		0-0-1		HOME		0-0-0		2-1-1		3-1-1											
0-6-0		0-3-0		0-2-0		AWAY		0-1-0		0-0-0		0-0-0											
1-0-0		0-0-0		1-0-0		NEUTRAL		0-0-0		0-0-0		0-0-0											
4-4-1		0-2-0		1-1-0		NON-CONFERENCE		0-1-0		2-0-1		3-0-1											
3-0-1		0-0-0		0-0-0		HOME		0-0-0		2-0-1		3-0-1											
0-4-0		0-2-0		0-0-		AWAY		0-1-0		0-0-0		0-0-0											
1-0-0		0-0-0		1-0-0		NEUTRAL		0-0-0		0-0-0		0-0-0											
0-4-1		0-2-0		0-1-1		CONFERENCE		0-0-0		0-1-0		0-1-0											
0-2-1		0-1-0		0-0-1		HOME		0-0-0		0-1-0		0-1-0											
0-2-0		0-1-0		0-1-0		AWAY		0-0-0		0-0-0		0-0-0											
0-0-0		0-0-0		0-0-0		NEUTRAL		0-0-0		0-0-0		0-0-0											
RPI	S	Opponent		Score		RPI	S	Opponent		Score		RPI	S	Opponent		Score							
3	A	UCF		2 3		26	A	Memphis		1 2		51	A	Creighton		3 4							
10	H	SMU		1 5		45	H	Temple		0 0				118 H Denver		1 1							
11	A	Missouri St.		1 2		46	A	Saint Louis		0 1				132 H Cincinnati		0 1							
13	A	Kentucky		0 2		48	N	Oral Roberts		3 2				135 H Gonzaga		1 0							
														149 H Lipscomb		3 1							
														201 H Incarnate Word		4 0							
LAST 10 GAMES																							
45 H Temple						0 0						48 N Oral Roberts						3 2					
26 A Memphis						1 2						10 H SMU						1 5					
118 H Denver						1 1						51 A Creighton						3 4					
132 H Cincinnati						0 1						201 H Incarnate Word						4 0					
3 A UCF						2 3						46 A Saint Louis						0 1					

Non-Div. I Games:

Tulsa

Average RPI Win:	92	WON-LOST	WINNING	LAST 10	STRENGTH OF	OPP. STRENGTH	TEAM	ADJ	CONF.	ADJ CONF.	
Average RPI Loss:	59	RECORD	PCT. RANK	GAMES	SCHEDULE	OF SCHEDULE	RPI	RPI	RPI	RPI	
DIV. I ONLY	6-10-1	.38235	146	1-8-1	44	62	94	.50512	86	5	5
DIV. I NON-CONF.	5-4-0	.55556	78	0-3-0	30	147	93	.5086	87	2	2
<hr/>											
TOTALS	RPI 1-25	RPI 26-50		W-L RECORDS		RPI 51-100		RPI 101-150		RPI 100+	
6-10-1	0-5-0	2-0-0		OVERALL		2-1-1		1-4-0		2-4-0	
1-7-0	0-3-0	1-0-0		HOME		0-1-0		0-3-0		0-3-0	
4-3-1	0-2-0	1-0-0		AWAY		2-0-1		1-1-0		1-1-0	
1-0-0	0-0-0	0-0-0		NEUTRAL		0-0-0		0-0-0		1-0-0	
<hr/>											
5-4-0	0-1-0	2-0-0		NON-CONFERENCE		1-1-0		1-2-0		2-2-0	
1-3-0	0-0-0	1-0-0		HOME		0-1-0		0-2-0		0-2-0	
3-1-0	0-1-0	1-0-		AWAY		1-0-0		1-0-0		1-0-0	
1-0-0	0-0-0	0-0-0		NEUTRAL		0-0-0		0-0-0		1-0-0	
<hr/>											
1-6-1	0-4-0	0-0-0		CONFERENCE		1-0-1		0-2-0		0-2-0	
0-4-0	0-3-0	0-0-0		HOME		0-0-0		0-1-0		0-1-0	
1-2-1	0-1-0	0-0-0		AWAY		1-0-1		0-1-0		0-1-0	
0-0-0	0-0-0	0-0-0		NEUTRAL		0-0-0		0-0-0		0-0-0	
<hr/>											
RPI	S	Opponent	Score	RPI	S	Opponent	Score	RPI	S	Opponent	Score
9	H	Penn St.	1 2	42	A	South Fla.	2 0	66	A	Northwestern	0 0
13	A	Kentucky	1 2	47	H	UIC	1 0	68	H	CSUN	3 4
14	A	Indiana	1 5					73	A	Rutgers	1 0
22	H	Maryland	0 2					81	A	Dayton	1 0
23	H	Michigan	0 2								
		</									

Non-Div. I Games:

Ohio St.

Average RPI Win: 117		WON-LOST	WINNING	LAST 10	STRENGTH OF	OPP. STRENGTH	TEAM	ADJ	CONF.	ADJ CONF.				
Average RPI Loss: 65		RECORD	PCT. RANK	GAMES	SCHEDULE	OF SCHEDULE	RPI	RPI	RPI	RPI				
DIV. I ONLY		6-5-3	.53571	82	3-5-2	134	14	101	.50381	87	4	4		
DIV. I NON-CONF.		4-2-1	.64286	58	1-2-0	181	19	139	.4757	126	7	7		
<hr/>														
TOTALS		RPI 1-25	RPI 26-50		W-L RECORDS		RPI 51-100		RPI 101-150		RPI 100+			
6-5-3		1-2-0	0-0-1		OVERALL		1-1-2		1-2-0		4-2-0			
4-4-2		0-2-0	0-0-1		HOME		1-0-1		0-2-0		3-2-0			
2-1-1		1-0-0	0-0-0		AWAY		0-1-1		1-0-0		1-0-0			
0-0-0		0-0-0	0-0-0		NEUTRAL		0-0-0		0-0-0		0-0-0			
4-2-1		1-0-0	0-0-1		NON-CONFERENCE		0-1-0		0-1-0		3-1-0			
3-1-1		0-0-0	0-0-1		HOME		0-0-0		0-1-0		3-1-0			
1-1-0		1-0-0	0-0-		AWAY		0-1-0		0-0-0		0-0-0			
0-0-0		0-0-0	0-0-0		NEUTRAL		0-0-0		0-0-0		0-0-0			
2-3-2		0-2-0	0-0-0		CONFERENCE		1-0-2		1-1-0		1-1-0			
1-3-1		0-2-0	0-0-0		HOME		1-0-1		0-1-0		0-1-0			
1-0-1		0-0-0	0-0-0		AWAY		0-0-1		1-0-0		1-0-0			
0-0-0		0-0-0	0-0-0		NEUTRAL		0-0-0		0-0-0		0-0-0			
RPI	S	Opponent	Score		RPI	S	Opponent	Score		RPI	S	Opponent	Score	
7	H	Washington	0	1	37	H	UC Irvine	1	1	55	A	UCLA	3	3
12	H	Stanford	1	2						118	H	Denver	0	1
24	A	UC Santa Barbara	3	0						55	H	UCLA	3	3
										65	H	Oregon St.	2	1
										70	A	Portland	1	2
										120	A	San Diego St.	4	0
										120	H	San Diego St.	0	1
										156	H	San Francisco	2	0
										162	H	Omaha	1	0
										176	H	American	2	0
<hr/>														
LAST 10 GAMES														
120	H	San Diego St.	0	1	7	H	Washington	0	1	65	H	Oregon St.	2	1
55	H	UCLA	3	3	156	H	San Francisco	2	0	12	H	Stanford	1	2
70	A	Portland	1	2	118	H	Denver	0	1					
55	A	UCLA	3	3										
120	A	San Diego St.	4	0										

Non-Div. I Games:

California

U  
t  
a  
h  
v  
a  
l  
l  
e  
y

Utah Valley



Average RPI Win: 165		WON-LOST RECORD	WINNING PCT. RANK	LAST 10 GAMES	STRENGTH OF SCHEDULE	OPP. STRENGTH OF SCHEDULE	TEAM RPI	ADJ RPI		CONF. RPI	ADJ CONF. RPI	
Average RPI Loss: 112												
DIV. I ONLY		11-3-1	.76667	19	6-3-1	199	182	84	.50325	89	17	17
DIV. I NON-CONF.		7-0-0	1	1	2-0-0	189	205	100	.4967	99	19	19
<hr/>												
TOTALS		RPI 1-25		RPI 26-50		W-L RECORDS		RPI 51-100		RPI 101-150		RPI 100+
11-3-1		0-0-0		0-0-0		OVERALL		2-1-0		0-1-0		9-2-1
7-1-0		0-0-0		0-0-0		HOME		1-1-0		0-0-0		6-0-0
4-2-0		0-0-0		0-0-0		AWAY		1-0-0		0-1-0		3-2-0
0-0-1		0-0-0		0-0-0		NEUTRAL		0-0-0		0-0-0		0-0-1
7-0-0		0-0-0		0-0-0		NON-CONFERENCE		1-0-0		0-0-0		6-0-0
5-0-0		0-0-0		0-0-0		HOME		1-0-0		0-0-0		4-0-0
2-0-0		0-0-0		0-0-		AWAY		0-0-0		0-0-0		2-0-0
0-0-0		0-0-0		0-0-0		NEUTRAL		0-0-0		0-0-0		0-0-0
4-3-1		0-0-0		0-0-0		CONFERENCE		1-1-0		0-1-0		3-2-1
2-1-0		0-0-0		0-0-0		HOME		0-1-0		0-0-0		2-0-0
2-2-0		0-0-0		0-0-0		AWAY		1-0-0		0-1-0		1-2-0
0-0-1		0-0-0		0-0-0		NEUTRAL		0-0-0		0-0-0		0-0-1
RPI S	Opponent	Score	RPI S	Opponent	Score	RPI S	Opponent	Score	RPI S	Opponent	Score	
						53 A	Loyola Maryland	2 0	107 A	Colgate	1	2
						57 H	Lehigh	0 2	157 A	Mt. St. Mary's	1	0
						95 H	Saint Peter's	2 0	171 A	Boston U.	0	1
									174 N	Army West Point	1	1
									176 A	American	4	0
									179 H	Bucknell	2	0
									180 A	Longwood	2	1
									188 H	St. Bonaventure	1	0
									192 H	Holy Cross	4	0
									195 H	George Mason	1	0
									200 H	UNC Asheville	3	1
									202 H	Liberty	1	0
LAST 10 GAMES												
						107 A	Colgate	1	2	176 A	American	4 0
						171 A	Boston U.	0	1	53 A	Loyola Maryland	2 0
						57 H	Lehigh	0	2	202 H	Liberty	1 0
						174 N	Army West Point	1	1	192 H	Holy Cross	4 0
						179 H	Bucknell	2	0	180 A	Longwood	2 1

Non-Div. I Games:

Navy

Average RPI Win:		124	WON-LOST RECORD		WINNING PCT. RANK	LAST 10 GAMES	STRENGTH OF SCHEDULE		OPP. STRENGTH OF SCHEDULE	TEAM RPI	ADJ RPI	CONF. RPI	ADJ CONF. RPI				
DIV. I ONLY		6-9-3			.41667	132	1-8-1	41	71	88	.50149	90	6	6			
DIV. I NON-CONF.		5-4-2			.54545	86	0-3-0	39	134	96	.49886	96	5	5			
TOTALS		RPI 1-25		RPI 26-50		W-L RECORDS		RPI 51-100		RPI 101-150		RPI 100+					
6-9-3		0-3-1		0-2-0		OVERALL		3-4-1		1-0-0		3-0-1					
5-2-3		0-0-1		0-0-0		HOME		3-2-1		1-0-0		2-0-1					
1-7-0		0-3-0		0-2-0		AWAY		0-2-0		0-0-0		1-0-0					
0-0-0		0-0-0		0-0-0		NEUTRAL		0-0-0		0-0-0		0-0-0					
5-4-2		0-1-1		0-0-0		NON-CONFERENCE		2-3-0		1-0-0		3-0-1					
4-1-2		0-0-1		0-0-0		HOME		2-1-0		1-0-0		2-0-1					
1-3-0		0-1-0		0-0-0		AWAY		0-2-0		0-0-0		1-0-0					
0-0-0		0-0-0		0-0-0		NEUTRAL		0-0-0		0-0-0		0-0-0					
1-5-1		0-2-0		0-2-0		CONFERENCE		1-1-1		0-0-0		0-0-0					
1-1-1		0-0-0		0-0-0		HOME		1-1-1		0-0-0		0-0-0					
0-4-0		0-2-0		0-2-0		AWAY		0-0-0		0-0-0		0-0-0					
0-0-0		0-0-0		0-0-0		NEUTRAL		0-0-0		0-0-0		0-0-0					
RPI	S	Opponent		Score		RPI	S	Opponent		Score		RPI	S	Opponent		Score	
10	A	SMU		0	1	37	A	UC Irvine		0	2	55	A	UCLA		1	3
20	H	LMU (CA)		0	0	40	A	Cal St. Fullerton		1	2	64	H	San Diego		0	1
24	A	UC Santa Barbara		0	2							68	H	CSUN		1	1
25	A	UC Davis		0	2							70	A	Portland		1	2
												71	H	FGCU		2	0
												83	H	Sacramento St.		1	2
												84	H	Hartford		2	1
												94	H	Cal Poly		1	0
LAST 10 GAMES																	
						40	A	Cal St. Fullerton		1	2	94	H	Cal Poly		1	0
						83	H	Sacramento St.		1	2	37	A	UC Irvine		0	2
						68	H	CSUN		1	1	70	A	Portland		1	2
						25	A	UC Davis		0	2	55	A	UCLA		1	3
						24	A	UC Santa Barbara		0	2	64	H	San Diego		0	1

Non-Div. I Games:

UC Riverside

Average RPI Win: 112		WON-LOST	WINNING	LAST 10	STRENGTH OF		OPP. STRENGTH	TEAM	ADJ	CONF.	ADJ CONF.
Average RPI Loss: 78		RECORD	PCT. RANK	GAMES	SCHEDULE		OF SCHEDULE	RPI	RPI	RPI	RPI
DIV. I ONLY		6-5-3	.53571	82	4-4-2		81	107	86	.50112	91
DIV. I NON-CONF.		4-4-1	.5	88	2-3-0		104	81	95	.50314	94
TOTALS		RPI 1-25	RPI 26-50		W-L RECORDS		RPI 51-100		RPI 101-150		RPI 100+
6-5-3	0-1-0	1-0-0		OVERALL		1-2-1		2-2-1		4-2-2	
4-2-1	0-0-0	1-0-0		HOME		1-2-1		2-0-0		2-0-0	
2-3-2	0-1-0	0-0-0		AWAY		0-0-0		0-2-1		2-2-2	
0-0-0	0-0-0	0-0-0		NEUTRAL		0-0-0		0-0-0		0-0-0	
4-4-1	0-1-0	1-0-0		NON-CONFERENCE		0-1-1		1-2-0		3-2-0	
2-1-1	0-0-0	1-0-0		HOME		0-1-1		1-0-0		1-0-0	
2-3-0	0-1-0	0-0-		AWAY		0-0-0		0-2-0		2-2-0	
0-0-0	0-0-0	0-0-0		NEUTRAL		0-0-0		0-0-0		0-0-0	
2-1-2	0-0-0	0-0-0		CONFERENCE		1-1-0		1-0-1		1-0-2	
2-1-0	0-0-0	0-0-0		HOME		1-1-0		1-0-0		1-0-0	
0-0-2	0-0-0	0-0-0		AWAY		0-0-0		0-0-1		0-0-2	
0-0-0	0-0-0	0-0-0		NEUTRAL		0-0-0		0-0-0		0-0-0	
RPI S	Opponent	Score		RPI S	Opponent	Score		RPI S	Opponent	Score	
4 A	St. John's (NY)	0	1	45 H	Temple	1	0	57 H	Lehigh	1	2
								61 H	Yale	1	0
								73 H	Rutgers	1	1
								82 H	Dartmouth	0	1
								103 A	West Virginia	0	3
								105 H	Cornell	3	2
								108 H	Marist	1	0
								141 A	Columbia	1	1
								144 A	UMBC	0	1
								158 A	Drexel	1	0
								187 A	Brown	1	1
								197 A	Monmouth	2	0
LAST 10 GAMES											
	187 A	Brown	1	1		141 A	Columbia	1	1		
	61 H	Yale	1	0		105 H	Cornell	3	2		
	158 A	Drexel	1	0		103 A	West Virginia	0	3		
	82 H	Dartmouth	0	1		57 H	Lehigh	1	2		
	144 A	UMBC	0	1		45 H	Temple	1	0		

Non-Div. I Games:

Penn

Average RPI Win: 126		WON-LOST	WINNING	LAST 10	STRENGTH OF		OPP. STRENGTH	TEAM	ADJ	CONF.	ADJ CONF.
Average RPI Loss: 90		RECORD	PCT. RANK	GAMES	SCHEDULE		OF SCHEDULE	RPI	RPI	RPI	RPI
DIV. I ONLY		7-7-2	.5	94	3-5-2		79	98	90	.49988	92
DIV. I NON-CONF.		4-3-2	.55556	78	1-1-2		61	43	72	.52728	65
TOTALS		RPI 1-25	RPI 26-50		W-L RECORDS		RPI 51-100		RPI 101-150		RPI 100+
7-7-2		0-2-0	1-1-1		OVERALL		0-0-1		3-2-0		6-4-0
3-3-1		0-0-0	0-0-1		HOME		0-0-0		1-1-0		3-3-0
4-4-1		0-2-0	1-1-0		AWAY		0-0-1		2-1-0		3-1-0
0-0-0		0-0-0	0-0-0		NEUTRAL		0-0-0		0-0-0		0-0-0
4-3-2		0-2-0	1-0-1		NON-CONFERENCE		0-0-1		2-1-0		3-1-0
2-0-1		0-0-0	0-0-1		HOME		0-0-0		1-0-0		2-0-0
2-3-1		0-2-0	1-0-		AWAY		0-0-1		1-1-0		1-1-0
0-0-0		0-0-0	0-0-0		NEUTRAL		0-0-0		0-0-0		0-0-0
3-4-0		0-0-0	0-1-0		CONFERENCE		0-0-0		1-1-0		3-3-0
1-3-0		0-0-0	0-0-0		HOME		0-0-0		0-1-0		1-3-0
2-1-0		0-0-0	0-1-0		AWAY		0-0-0		1-0-0		2-0-0
0-0-0		0-0-0	0-0-0		NEUTRAL		0-0-0		0-0-0		0-0-0
RPI S	Opponent	Score		RPI S	Opponent	Score		RPI S	Opponent	Score	
13 A	Kentucky	1	7	26 A	Memphis	4	2	54 A	Duke	2	2
21 A	Central Ark.	1	4	29 H	Marshall	2	2	102 A	Saint Francis (PA)	1	0
				47 A	UIC	2	3	103 A	West Virginia	1	2
								109 A	Cleveland St.	2	1
								113 H	Oakland	2	3
								132 H	Cincinnati	2	0
								152 A	Milwaukee	4	1
								153 H	Detroit Mercy	3	1
								166 H	Green Bay	0	1
								169 H	Northern Ky.	1	2
								205 H	Purdue Fort Wayne	3	1
LAST 10 GAMES											
166 H	Green Bay	0	1	47 A	UIC	2	3				
13 A	Kentucky	1	7	113 H	Oakland	2	3				
109 A	Cleveland St.	2	1	54 A	Duke	2	2				
29 H	Marshall	2	2	169 H	Northern Ky.	1	2				
153 H	Detroit Mercy	3	1	205 H	Purdue Fort Wayne	3	1				

Non-Div. I Games:

Wright St.

Average RPI Win:	90	WON-LOST	WINNING	LAST 10	STRENGTH OF	OPP. STRENGTH	TEAM	ADJ	CONF.	ADJ CONF.			
Average RPI Loss:	62	RECORD	PCT. RANK	GAMES	SCHEDULE	OF SCHEDULE	RPI	RPI	RPI	RPI			
DIV. I ONLY	5-9-1	.36667	153	3-6-1	23	67	85	.49983	93	8	8		
DIV. I NON-CONF.	3-6-1	.35	149	1-3-1	88	39	129	.47107	132	8	8		
<hr/>													
TOTALS	RPI 1-25	RPI 26-50		W-L RECORDS		RPI 51-100		RPI 101-150		RPI 100+			
5-9-1	1-4-0	0-1-0		OVERALL		2-2-1		1-1-0		2-2-0			
4-3-0	1-2-0	0-0-0		HOME		1-0-0		1-0-0		2-1-0			
1-6-1	0-2-0	0-1-0		AWAY		1-2-1		0-1-0		0-1-0			
0-0-0	0-0-0	0-0-0		NEUTRAL		0-0-0		0-0-0		0-0-0			
<hr/>													
3-6-1	1-2-0	0-1-0		NON-CONFERENCE		0-1-1		1-1-0		2-2-0			
3-2-0	1-1-0	0-0-0		HOME		0-0-0		1-0-0		2-1-0			
0-4-1	0-1-0	0-0-		AWAY		0-1-1		0-1-0		0-1-0			
0-0-0	0-0-0	0-0-0		NEUTRAL		0-0-0		0-0-0		0-0-0			
<hr/>													
2-3-0	0-2-0	0-0-0		CONFERENCE		2-1-0		0-0-0		0-0-0			
1-1-0	0-1-0	0-0-0		HOME		1-0-0		0-0-0		0-0-0			
1-2-0	0-1-0	0-0-0		AWAY		1-1-0		0-0-0		0-0-0			
0-0-0	0-0-0	0-0-0		NEUTRAL		0-0-0		0-0-0		0-0-0			
<hr/>													
RPI S	Opponent	Score		RPI S	Opponent	Score		RPI S	Opponent	Score			
2 A	Virginia	0	2	37 A	UC Irvine	0	3	64 H	San Diego	4	2		
18 A	Saint Mary's (CA)	0	1					65 A	Oregon St.	1	4		
20 H	LMU (CA)	1	2					70 A	Portland	1	0		
24 H	UC Santa Barbara	0	2					83 A	Sacramento St.	1	1		
25 H	UC Davis	2	0					97 A	Santa Clara	1	2		
<hr/>													
				LAST 10 GAMES									
				64 H San Diego		4	2	118 A Denver				1	2
				18 A Saint Mary's (CA)		0	1	37 A UC Irvine				0	3
				20 H LMU (CA)		1	2	24 H UC Santa Barbara				0	2
				97 A Santa Clara		1	2	83 A Sacramento St.				1	1
				70 A Portland		1	0	25 H UC Davis				2	0

Non-Div. I Games:

Pacific

Average RPI Win:	69	WON-LOST	WINNING	LAST 10	STRENGTH OF	OPP. STRENGTH	TEAM	ADJ	CONF.	ADJ CONF.	
Average RPI Loss:	50	RECORD	PCT. RANK	GAMES	SCHEDULE	OF SCHEDULE	RPI	RPI	RPI	RPI	
DIV. I ONLY	5-8-1	.39286	144	4-5-1	49	33	89	.49698	94	6	6
DIV. I NON-CONF.	2-3-1	.41667	133	1-0-1	91	53	125	.47521	127	5	5
<hr/>											
TOTALS	RPI 1-25	RPI 26-50		W-L RECORDS		RPI 51-100		RPI 101-150		RPI 100+	
5-8-1	1-3-0	1-2-0		OVERALL		2-3-0		1-0-0		1-0-1	
4-3-0	1-2-0	1-1-0		HOME		1-0-0		1-0-0		1-0-0	
1-5-1	0-1-0	0-1-0		AWAY		1-3-0		0-0-0		0-0-1	
0-0-0	0-0-0	0-0-0		NEUTRAL		0-0-0		0-0-0		0-0-0	
<hr/>											
2-3-1	1-0-0	0-1-0		NON-CONFERENCE		0-2-0		1-0-0		1-0-1	
2-1-0	1-0-0	0-1-0		HOME		0-0-0		1-0-0		1-0-0	
0-2-1	0-0-0	0-0-		AWAY		0-2-0		0-0-0		0-0-1	
0-0-0	0-0-0	0-0-0		NEUTRAL		0-0-0		0-0-0		0-0-0	
<hr/>											
3-5-0	0-3-0	1-1-0		CONFERENCE		2-1-0		0-0-0		0-0-0	
2-2-0	0-2-0	1-0-0		HOME		1-0-0		0-0-0		0-0-0	
1-3-0	0-1-0	0-1-0		AWAY		1-1-0		0-0-0		0-0-0	
0-0-0	0-0-0	0-0-0		NEUTRAL		0-0-0		0-0-0		0-0-0	
<hr/>											
RPI S	Opponent	Score		RPI S	Opponent	Score		RPI S	Opponent	Score	
20 H	LMU (CA)	2	1	37 A	UC Irvine	0	2	64 A	San Diego	0	3
24 A	UC Santa Barbara	1	3	40 H	Cal St. Fullerton	3	1	68 H	CSUN	2	0
24 H	UC Santa Barbara	0	2	44 H	Seattle U	1	2	83 A	Sacramento St.	1	0
25 H	UC Davis	0	1					88 A	Utah Valley	0	1
								90 A	UC Riverside	0	1
<hr/>											
LAST 10 GAMES											
24 H	UC Santa Barbara	0	2	90 A	UC Riverside	0	1				
37 A	UC Irvine	0	2	25 H	UC Davis	0	1				
83 A	Sacramento St.	1	0	24 A	UC Santa Barbara	1	3				
68 H	CSUN	2	0	156 A	San Francisco	0	0				
40 H	Cal St. Fullerton	3	1	20 H	LMU (CA)	2	1				

Non-Div. I Games: Fresno Pacific 3 0 Westmont 3 0




Cal Poly

Average RPI Win: 151		WON-LOST	WINNING	LAST 10	STRENGTH OF		OPP. STRENGTH	TEAM	ADJ		CONF.	ADJ CONF.
Average RPI Loss: 115		RECORD	PCT. RANK	GAMES	SCHEDULE		OF SCHEDULE	RPI	RPI		RPI	RPI
DIV. I ONLY		12-5-0	.70588	30	9-1-0		195	164	95		21	19
DIV. I NON-CONF.		3-4-0	.42857	127	0		200	150	119		17	17
TOTALS		RPI 1-25	RPI 26-50		W-L RECORDS		RPI 51-100		RPI 101-150		RPI 100+	
12-5-0		0-0-0	0-0-0		OVERALL		1-3-0		5-1-0		11-2-0	
6-0-0		0-0-0	0-0-0		HOME		1-0-0		3-0-0		5-0-0	
6-5-0		0-0-0	0-0-0		AWAY		0-3-0		2-1-0		6-2-0	
0-0-0		0-0-0	0-0-0		NEUTRAL		0-0-0		0-0-0		0-0-0	
3-4-0		0-0-0	0-0-0		NON-CONFERENCE		0-2-0		1-1-0		3-2-0	
1-0-0		0-0-0	0-0-0		HOME		0-0-0		1-0-0		1-0-0	
2-4-0		0-0-0	0-0-		AWAY		0-2-0		0-1-0		2-2-0	
0-0-0		0-0-0	0-0-0		NEUTRAL		0-0-0		0-0-0		0-0-0	
9-1-0		0-0-0	0-0-0		CONFERENCE		1-1-0		4-0-0		8-0-0	
5-0-0		0-0-0	0-0-0		HOME		1-0-0		2-0-0		4-0-0	
4-1-0		0-0-0	0-0-0		AWAY		0-1-0		2-0-0		4-0-0	
0-0-0		0-0-0	0-0-0		NEUTRAL		0-0-0		0-0-0		0-0-0	
RPI S	Opponent	Score	RPI S	Opponent	Score	RPI S	Opponent	Score	RPI S	Opponent	Score	
						59 H	Iona	3 1	108 A	Marist	3 2	
						73 A	Rutgers	1 2	123 H	St. Francis Brooklyn	1 0	
						89 A	Navy	0 2	125 A	Fairfield	4 3	
						96 A	Quinnipiac	1 2	129 H	Manhattan	2 1	
									140 H	Rider	2 1	
									144 A	UMBC	1 2	
									168 A	Saint Joseph's	2 1	
									170 A	Niagara	2 1	
									175 A	Sacred Heart	1 2	
									181 H	Siena	2 1	
									197 A	Monmouth	4 1	
									204 H	Canisius	4 3	
									206 A	VMI	5 0	
LAST 10 GAMES												
						181 H	Siena	2 1	197 A	Monmouth	4 1	
						129 H	Manhattan	2 1	204 H	Canisius	4 3	
						170 A	Niagara	2 1	140 H	Rider	2 1	
						108 A	Marist	3 2	125 A	Fairfield	4 3	
						59 H	Iona	3 1	96 A	Quinnipiac	1 2	

Non-Div. I Games:

Saint Peter's

Quinnipiac

 Tie,  Loss,  Non-Conf, S Site, H Home, A Away, N Neutral Page 96



Average RPI Win:	147	WON-LOST	WINNING	LAST 10	STRENGTH OF	OPP. STRENGTH	TEAM	ADJ	CONF.	ADJ CONF.	
Average RPI Loss:	61	RECORD	PCT. RANK	GAMES	SCHEDULE	OF SCHEDULE	RPI	RPI	RPI	RPI	
DIV. I ONLY	8-6-1	.56667	73	6-4-0	143	82	99	.49325	97	8	8
DIV. I NON-CONF.	6-3-1	.65	56	4-1-0	179	130	137	.46787	136	8	8
<hr/>											
TOTALS	RPI 1-25	RPI 26-50		W-L RECORDS	RPI 51-100		RPI 101-150		RPI 100+		
8-6-1	0-3-0	0-0-0		OVERALL	2-2-0		1-0-1		6-1-1		
4-3-1	0-2-0	0-0-0		HOME	1-0-0		0-0-1		3-1-1		
4-2-0	0-1-0	0-0-0		AWAY	1-1-0		1-0-0		3-0-0		
0-1-0	0-0-0	0-0-0		NEUTRAL	0-1-0		0-0-0		0-0-0		
6-3-1	0-1-0	0-0-0		NON-CONFERENCE	1-1-0		1-0-1		5-1-1		
2-2-1	0-1-0	0-0-0		HOME	0-0-0		0-0-1		2-1-1		
4-0-0	0-0-0	0-0-		AWAY	1-0-0		1-0-0		3-0-0		
0-1-0	0-0-0	0-0-0		NEUTRAL	0-1-0		0-0-0		0-0-0		
2-3-0	0-2-0	0-0-0		CONFERENCE	1-1-0		0-0-0		1-0-0		
2-1-0	0-1-0	0-0-0		HOME	1-0-0		0-0-0		1-0-0		
0-2-0	0-1-0	0-0-0		AWAY	0-1-0		0-0-0		0-0-0		
0-0-0	0-0-0	0-0-0		NEUTRAL	0-0-0		0-0-0		0-0-0		
RPI S	Opponent	Score		RPI S	Opponent	Score		RPI S	Opponent	Score	
11 H	Missouri St.	0	1					120 H	San Diego St.	1	1
18 H	Saint Mary's (CA)	1	2					149 A	Lipscomb	2	0
20 A	LMU (CA)	0	2					156 H	San Francisco	1	0
								161 H	Grand Canyon	0	1
								167 H	San Jose St.	5	1
								172 A	Evansville	2	0
								177 A	UNLV	3	1
								192 H	Holy Cross	3	0
<hr/>											
LAST 10 GAMES											
20 A	LMU (CA)	0	2	68 A	CSUN	2	0	172 A	Evansville	2	0
156 H	San Francisco	1	0	149 A	Lipscomb	2	0	177 A	UNLV	3	1
70 A	Portland	0	2	88 N	Utah Valley	0	1				
93 H	Pacific	2	1								
18 H	Saint Mary's (CA)	1	2								

Non-Div. I Games:

Santa Clara



Average RPI Win: 149		WON-LOST RECORD		WINNING PCT. RANK		LAST 10 GAMES		STRENGTH OF SCHEDULE		OPP. STRENGTH OF SCHEDULE		TEAM RPI		ADJ RPI		CONF. RPI		ADJ CONF. RPI											
DIV. I ONLY		7-9-2		.44444		117		2-6-2		55		135		97		.49262		99		15		15							
DIV. I NON-CONF.		4-7-1		.375		144		0-4-1		22		127		66		.51737		74		15		16							
TOTALS		RPI 1-25		RPI 26-50		W-L RECORDS		RPI 51-100		RPI 101-150		RPI 100+																	
7-9-2		0-3-0		0-1-0		OVERALL		1-3-1		3-1-1		6-2-1																	
3-3-1		0-1-0		0-0-0		HOME		0-2-1		3-0-0		3-0-0																	
3-5-1		0-2-0		0-1-0		AWAY		0-0-0		0-1-1		3-2-1																	
1-1-0		0-0-0		0-0-0		NEUTRAL		1-1-0		0-0-0		0-0-0																	
4-7-1		0-3-0		0-1-0		NON-CONFERENCE		1-2-1		1-0-0		3-1-0																	
1-2-1		0-1-0		0-0-0		HOME		0-1-1		1-0-0		1-0-0																	
2-4-0		0-2-0		0-0-		AWAY		0-0-0		0-0-0		2-1-0																	
1-1-0		0-0-0		0-0-0		NEUTRAL		1-1-0		0-0-0		0-0-0																	
3-2-1		0-0-0		0-0-0		CONFERENCE		0-1-0		2-1-1		3-1-1																	
2-1-0		0-0-0		0-0-0		HOME		0-1-0		2-0-0		2-0-0																	
1-1-1		0-0-0		0-0-0		AWAY		0-0-0		0-1-1		1-1-1																	
0-0-0		0-0-0		0-0-0		NEUTRAL		0-0-0		0-0-0		0-0-0																	
RPI	S	Opponent		Score		RPI	S	Opponent		Score		RPI	S	Opponent		Score													
3	A	UCF		2	3	34	A	FIU		0	2	63	H	Fla. Atlantic		0	0	110	A	North Florida		1	2						
9	H	Penn St.		0	2							67	N	UNCW		2	1	122	H	Ga. Southern		2	1						
10	A	SMU		0	5							71	H	FGCU		2	4	131	H	NJIT		1	0						
												75	H	UTRGV		0	2	138	A	Jacksonville		1	1						
												100	N	Georgia St.		0	1	149	H	Lipscomb		3	1						
																		185	A	USC Upstate		0	2						
																		186	A	Col. of Charleston		1	0						
																		189	A	Winthrop		2	0						
																		202	A	Liberty		1	0						
LAST 10 GAMES																													
																		71	H	FGCU		2	4	149	H	Lipscomb		3	1
																		3	A	UCF		2	3	202	A	Liberty		1	0
																		10	A	SMU		0	5	100	N	Georgia St.		0	1
																		110	A	North Florida		1	2	138	A	Jacksonville		1	1
																		63	H	Fla. Atlantic		0	0	34	A	FIU		0	2

Non-Div. I Games:

Stetson

Average RPI Win:	128	WON-LOST RECORD	WINNING PCT. RANK	LAST 10 GAMES	STRENGTH OF SCHEDULE	OPP. STRENGTH OF SCHEDULE	TEAM RPI	ADJ RPI	CONF. RPI	ADJ CONF. RPI	
Average RPI Loss:	122										
DIV. I ONLY	9-4-3	.65625	39	5-4-1	171	127	98	.48995	100	11	11
DIV. I NON-CONF.	8-1-3	.79167	24	4-1-1	173	162	108	.49033	107	11	12
<hr/>											
TOTALS	RPI 1-25	RPI 26-50		W-L RECORDS	RPI 51-100		RPI 101-150		RPI 100+		
9-4-3	0-1-0	1-0-0		OVERALL	2-0-0		3-2-2		6-3-3		
5-2-0	0-1-0	0-0-0		HOME	0-0-0		3-1-0		5-1-0		
3-2-3	0-0-0	1-0-0		AWAY	1-0-0		0-1-2		1-2-3		
1-0-0	0-0-0	0-0-0		NEUTRAL	1-0-0		0-0-0		0-0-0		
<hr/>											
8-1-3	0-0-0	1-0-0		NON-CONFERENCE	1-0-0		3-1-2		6-1-3		
5-0-0	0-0-0	0-0-0		HOME	0-0-0		3-0-0		5-0-0		
2-1-3	0-0-0	1-0-		AWAY	0-0-0		0-1-2		1-1-3		
1-0-0	0-0-0	0-0-0		NEUTRAL	1-0-0		0-0-0		0-0-0		
<hr/>											
1-3-0	0-1-0	0-0-0		CONFERENCE	1-0-0		0-1-0		0-2-0		
0-2-0	0-1-0	0-0-0		HOME	0-0-0		0-1-0		0-1-0		
1-1-0	0-0-0	0-0-0		AWAY	1-0-0		0-0-0		0-1-0		
0-0-0	0-0-0	0-0-0		NEUTRAL	0-0-0		0-0-0		0-0-0		
<hr/>											
RPI S	Opponent	Score	RPI S	Opponent	Score	RPI S	Opponent	Score	RPI S	Opponent	Score
21 H	Central Ark.	0 2	31 A	Charlotte	1 0	79 A	Coastal Caro.	1 0	110 H	North Florida	2 0
						99 N	Stetson	1 0	112 H	Mercer	2 1
									115 A	ETSU	2 2
									122 H	Ga. Southern	1 2
									134 A	Gardner-Webb	2 2
									149 A	Lipscomb	1 3
									150 H	UAB	4 2
									182 A	Presbyterian	2 1
									189 H	Winthrop	4 0
									196 A	Howard	1 2
									200 A	UNC Asheville	2 2
									203 H	Belmont	3 1
<hr/>											
LAST 10 GAMES											
21 H	Central Ark.	0 2	122 H	Ga. Southern	1 2						
150 H	UAB	4 2	149 A	Lipscomb	1 3						
79 A	Coastal Caro.	1 0	112 H	Mercer	2 1						
196 A	Howard	1 2	99 N	Stetson	1 0						
31 A	Charlotte	1 0	115 A	ETSU	2 2						

Non-Div. I Games:

Georgia St.

Average RPI Win: 147		WON-LOST RECORD	WINNING PCT. RANK		LAST 10 GAMES	STRENGTH OF SCHEDULE	OPP. STRENGTH OF SCHEDULE	TEAM RPI	ADJ RPI	CONF. RPI	ADJ CONF. RPI						
Average RPI Loss: 57																	
DIV. I ONLY		7-8-1	.46875	113	6-4-0	84	125	105	.48904	101	10	9					
DIV. I NON-CONF.		5-6-1	.45833	116	4-2-0	103	158	121	.48141	121	9	9					
<hr/>																	
TOTALS		RPI 1-25		RPI 26-50		W-L RECORDS		RPI 51-100		RPI 101-150		RPI 100+					
7-8-1		0-1-0		1-2-0		OVERALL		0-5-0		1-0-0		6-0-1					
4-2-1		0-1-0		1-0-0		HOME		0-1-0		0-0-0		3-0-1					
3-6-0		0-0-0		0-2-0		AWAY		0-4-0		1-0-0		3-0-0					
0-0-0		0-0-0		0-0-0		NEUTRAL		0-0-0		0-0-0		0-0-0					
5-6-1		0-1-0		0-2-0		NON-CONFERENCE		0-3-0		0-0-0		5-0-1					
3-1-1		0-1-0		0-0-0		HOME		0-0-0		0-0-0		3-0-1					
2-5-0		0-0-0		0-0-		AWAY		0-3-0		0-0-0		2-0-0					
0-0-0		0-0-0		0-0-0		NEUTRAL		0-0-0		0-0-0		0-0-0					
2-2-0		0-0-0		1-0-0		CONFERENCE		0-2-0		1-0-0		1-0-0					
1-1-0		0-0-0		1-0-0		HOME		0-1-0		0-0-0		0-0-0					
1-1-0		0-0-0		0-0-0		AWAY		0-1-0		1-0-0		1-0-0					
0-0-0		0-0-0		0-0-0		NEUTRAL		0-0-0		0-0-0		0-0-0					
RPI	S	Opponent		Score		RPI	S	Opponent		Score		RPI	S	Opponent		Score	
18	H	Saint Mary's (CA)		0 5		35	H	Western Mich.		3 2		52	A	DePaul		1 2	
						38	A	Loyola Chicago		0 1		62	A	Marquette		1 3	
						47	A	UIC		1 2		76	A	Akron		2 3	
												78	H	SIUE		1 2	
												81	A	Dayton		1 2	
														183 A Western Ill.		2 1	
														152 H Milwaukee		1 0	
														166 H Green Bay		1 1	
														198 H Eastern Ill.		5 1	
														205 A Purdue Fort Wayne		3 1	
<hr/>																	
LAST 10 GAMES																	
						76	A	Akron		2 3		18	H	Saint Mary's (CA)		0 5	
						35	H	Western Mich.		3 2		47	A	UIC		1 2	
						103	A	West Virginia		4 2		183	A	Western Ill.		2 1	
						78	H	SIUE		1 2		152	H	Milwaukee		1 0	
						198	H	Eastern Ill.		5 1		205	A	Purdue Fort Wayne		3 1	

Non-Div. I Games:

Northern Ill.

Average RPI Win:	152	WON-LOST RECORD	WINNING PCT. RANK	LAST 10 GAMES	STRENGTH OF SCHEDULE	OPP. STRENGTH OF SCHEDULE	TEAM RPI	ADJ RPI	CONF. RPI	ADJ CONF. RPI								
DIV. I ONLY		9-5-0	.64286	47	8-2-0	169	172	96	.48813	102	20	21						
DIV. I NON-CONF.		3-3-0	.5	88	2-0-0	178	169	117	.4771	125	20	21						
<hr/>																		
TOTALS	RPI 1-25	RPI 26-50		W-L RECORDS		RPI 51-100		RPI 101-150		RPI 100+								
9-5-0	0-0-0	0-0-0		OVERALL		0-2-0		5-1-0		9-3-0								
5-2-0	0-0-0	0-0-0		HOME		0-1-0		3-0-0		5-1-0								
4-3-0	0-0-0	0-0-0		AWAY		0-1-0		2-1-0		4-2-0								
0-0-0	0-0-0	0-0-0		NEUTRAL		0-0-0		0-0-0		0-0-0								
<hr/>																		
3-3-0	0-0-0	0-0-0		NON-CONFERENCE		0-1-0		2-0-0		3-2-0								
2-2-0	0-0-0	0-0-0		HOME		0-1-0		1-0-0		2-1-0								
1-1-0	0-0-0	0-0-		AWAY		0-0-0		1-0-0		1-1-0								
0-0-0	0-0-0	0-0-0		NEUTRAL		0-0-0		0-0-0		0-0-0								
<hr/>																		
6-2-0	0-0-0	0-0-0		CONFERENCE		0-1-0		3-1-0		6-1-0								
3-0-0	0-0-0	0-0-0		HOME		0-0-0		2-0-0		3-0-0								
3-2-0	0-0-0	0-0-0		AWAY		0-1-0		1-1-0		3-1-0								
0-0-0	0-0-0	0-0-0		NEUTRAL		0-0-0		0-0-0		0-0-0								
<hr/>																		
RPI S	Opponent	Score	RPI S	Opponent	Score	RPI S	Opponent	Score	RPI S	Opponent	Score							
						69 A	Merrimack	0	1	123 A	St. Francis Brooklyn	2	1					
						92 H	Wright St.	0	1	124 A	Old Dominion	2	0					
										133 A	LIU Brooklyn	2	3					
										140 H	Rider	4	0					
										142 H	Bryant	3	1					
										145 H	Fairleigh Dickinson	3	1					
										157 A	Mt. St. Mary's	1	0					
										164 H	Duquesne	2	1					
										175 H	Sacred Heart	1	0					
										179 A	Bucknell	0	3					
										181 H	Siena	2	4					
										199 A	Central Conn. St.	3	1					
						<hr/>												
									LAST 10 GAMES									
			157 A Mt. St. Mary's			1	0	145 H Fairleigh Dickinson			3	1						
			175 H Sacred Heart			1	0	123 A St. Francis Brooklyn			2	1						
			69 A Merrimack			0	1	133 A LIU Brooklyn			2	3						
			199 A Central Conn. St.			3	1	164 H Duquesne			2	1						
			142 H Bryant			3	1	140 H Rider			4	0						

**Non-Div. I Games:**

Saint Francis (PA)

Average RPI Win:	113	WON-LOST	WINNING	LAST 10	STRENGTH OF	OPP. STRENGTH	TEAM	ADJ	CONF.	ADJ CONF.	
Average RPI Loss:	85	RECORD	PCT. RANK	GAMES	SCHEDULE	OF SCHEDULE	RPI	RPI	RPI	RPI	
DIV. I ONLY	6-7-2	.46667	115	3-6-1	86	87	106	.4881	103	10	9
DIV. I NON-CONF.	6-4-1	.59091	73	3-3-0	119	76	126	.4784	124	9	9
<hr/>											
TOTALS	RPI 1-25	RPI 26-50		W-L RECORDS	RPI 51-100		RPI 101-150		RPI 100+		
6-7-2	0-0-0	0-2-1		OVERALL	4-2-1		1-2-0		2-3-0		
3-4-1	0-0-0	0-1-1		HOME	3-2-0		0-1-0		0-1-0		
3-3-1	0-0-0	0-1-0		AWAY	1-0-1		1-1-0		2-2-0		
0-0-0	0-0-0	0-0-0		NEUTRAL	0-0-0		0-0-0		0-0-0		
<hr/>											
6-4-1	0-0-0	0-1-1		NON-CONFERENCE	4-2-0		1-0-0		2-1-0		
3-2-1	0-0-0	0-0-1		HOME	3-2-0		0-0-0		0-0-0		
3-2-0	0-0-0	0-0-		AWAY	1-0-0		1-0-0		2-1-0		
0-0-0	0-0-0	0-0-0		NEUTRAL	0-0-0		0-0-0		0-0-0		
<hr/>											
0-3-1	0-0-0	0-1-0		CONFERENCE	0-0-1		0-2-0		0-2-0		
0-2-0	0-0-0	0-1-0		HOME	0-0-0		0-1-0		0-1-0		
0-1-1	0-0-0	0-0-0		AWAY	0-0-1		0-1-0		0-1-0		
0-0-0	0-0-0	0-0-0		NEUTRAL	0-0-0		0-0-0		0-0-0		
<hr/>											
RPI S	Opponent	Score	RPI S	Opponent	Score	RPI S	Opponent	Score	RPI S	Opponent	Score
			31 H	Charlotte	0 0	64 H	San Diego	1 4	101 H	Northern Ill.	2 4
			35 H	Western Mich.	1 3	78 A	SIUE	0 0	111 A	Bowling Green	0 3
			39 A	North Carolina	1 3	79 H	Coastal Caro.	5 2	132 A	Cincinnati	2 1
						81 H	Dayton	0 2	165 A	Delaware	0 1
						86 A	Ohio St.	4 1	197 A	Monmouth	1 0
						91 H	Penn	3 0			
						92 H	Wright St.	2 1			
<hr/>											
			LAST 10 GAMES								
			78 A	SIUE	0 0	64 H	San Diego	1 4			
			111 A	Bowling Green	0 3	91 H	Penn	3 0			
			101 H	Northern Ill.	2 4	86 A	Ohio St.	4 1			
			35 H	Western Mich.	1 3	81 H	Dayton	0 2			
			39 A	North Carolina	1 3	132 A	Cincinnati	2 1			

Non-Div. I Games:

West Virginia

Average RPI Win: 148		WON-LOST	WINNING	LAST 10	STRENGTH OF		OPP. STRENGTH	TEAM	ADJ	CONF.	ADJ CONF.
Average RPI Loss: 66		RECORD	PCT. RANK	GAMES	SCHEDULE		OF SCHEDULE	RPI	RPI	RPI	RPI
DIV. I ONLY		8-6-2	.5625	77	5-3-2		152	84	107	.48798	104
DIV. I NON-CONF.		3-4-1	.4375	126	1-2-1		151	44	102	.49474	102
TOTALS		RPI 1-25	RPI 26-50		W-L RECORDS		RPI 51-100		RPI 101-150		RPI 100+
8-6-2		0-1-0	0-2-0		OVERALL		0-1-0		5-2-1		8-2-2
5-2-1		0-0-0	0-0-0		HOME		0-1-0		3-1-1		5-1-1
3-3-1		0-0-0	0-2-0		AWAY		0-0-0		2-1-0		3-1-1
0-1-0		0-1-0	0-0-0		NEUTRAL		0-0-0		0-0-0		0-0-0
3-4-1		0-1-0	0-1-0		NON-CONFERENCE		0-0-0		2-2-1		3-2-1
2-1-1		0-0-0	0-0-0		HOME		0-0-0		1-1-1		2-1-1
1-2-0		0-0-0	0-0-		AWAY		0-0-0		1-1-0		1-1-0
0-1-0		0-1-0	0-0-0		NEUTRAL		0-0-0		0-0-0		0-0-0
5-2-1		0-0-0	0-1-0		CONFERENCE		0-1-0		3-0-0		5-0-1
3-1-0		0-0-0	0-0-0		HOME		0-1-0		2-0-0		3-0-0
2-1-1		0-0-0	0-1-0		AWAY		0-0-0		1-0-0		2-0-1
0-0-0		0-0-0	0-0-0		NEUTRAL		0-0-0		0-0-0		0-0-0
RPI S	Opponent	Score	RPI S	Opponent	Score	RPI S	Opponent	Score	RPI S	Opponent	Score
8 N	Virginia Tech	3 4	33 A	Albany (NY)	1 4	67 H	UNCW	2 3	108 A	Marist	1 3
			43 A	James Madison	0 2				121 A	William & Mary	3 1
									127 H	Elon	3 2
									133 H	LIU Brooklyn	2 1
									137 H	Stony Brook	1 2
									144 A	UMBC	1 0
									146 H	Northeastern	3 0
									147 H	Binghamton	2 2
									158 A	Drexel	1 1
									159 H	Fordham	1 0
									165 H	Delaware	5 0
									186 A	Col. of Charleston	3 0
LAST 10 GAMES											
			146 H	Northeastern	3 0	33 A	Albany (NY)	1 4			
			147 H	Binghamton	2 2	67 H	UNCW	2 3			
			165 H	Delaware	5 0	133 H	LIU Brooklyn	2 1			
			121 A	William & Mary	3 1	108 A	Marist	1 3			
			158 A	Drexel	1 1	127 H	Elon	3 2			

Non-Div. I Games:

Hofstra



Average RPI Win: 148		WON-LOST RECORD	WINNING PCT. RANK		LAST 10 GAMES	STRENGTH OF SCHEDULE	OPP. STRENGTH OF SCHEDULE	TEAM RPI	ADJ RPI	CONF. RPI	ADJ CONF. RPI						
Average RPI Loss: 47																	
DIV. I ONLY		8-5-2	.6	60	5-3-2	167	68	103	.48778	105	13	13					
DIV. I NON-CONF.		7-3-0	.7	43	4-1-0	175	34	110	.49007	110	16	15					
TOTALS		RPI 1-25		RPI 26-50		W-L RECORDS		RPI 51-100		RPI 101-150		RPI 100+					
8-5-2		0-1-0		0-2-0		OVERALL		1-2-1		3-0-0		7-0-1					
5-0-1		0-0-0		0-0-0		HOME		0-0-0		2-0-0		5-0-1					
3-5-1		0-1-0		0-2-0		AWAY		1-2-1		1-0-0		2-0-0					
0-0-0		0-0-0		0-0-0		NEUTRAL		0-0-0		0-0-0		0-0-0					
7-3-0		0-1-0		0-2-0		NON-CONFERENCE		1-0-0		3-0-0		6-0-0					
4-0-0		0-0-0		0-0-0		HOME		0-0-0		2-0-0		4-0-0					
3-3-0		0-1-0		0-0-		AWAY		1-0-0		1-0-0		2-0-0					
0-0-0		0-0-0		0-0-0		NEUTRAL		0-0-0		0-0-0		0-0-0					
1-2-2		0-0-0		0-0-0		CONFERENCE		0-2-1		0-0-0		1-0-1					
1-0-1		0-0-0		0-0-0		HOME		0-0-0		0-0-0		1-0-1					
0-2-1		0-0-0		0-0-0		AWAY		0-2-1		0-0-0		0-0-0					
0-0-0		0-0-0		0-0-0		NEUTRAL		0-0-0		0-0-0		0-0-0					
RPI	S	Opponent		Score		RPI	S	Opponent		Score		RPI	S	Opponent		Score	
23	A	Michigan		0 3		28	A	Syracuse		2 3		61	A	Yale		1 3	
						33	A	Albany (NY)		1 2		72	A	Princeton		1 1	
												76	A	Akron		3 2	
												91	A	Penn		2 3	
												107	H	Colgate		1 0	
												114	A	Michigan St.		2 1	
												145	H	Fairleigh Dickinson		1 0	
												178	H	Harvard		6 0	
												179	H	Bucknell		1 0	
												181	H	Siena		1 0	
												187	H	Brown		1 1	
												204	A	Canisius		2 0	
LAST 10 GAMES																	
						72	A	Princeton		1 1		178	H	Harvard		6 0	
						179	H	Bucknell		1 0		107	H	Colgate		1 0	
						187	H	Brown		1 1		91	A	Penn		2 3	
						33	A	Albany (NY)		1 2		76	A	Akron		3 2	
						61	A	Yale		1 3		181	H	Siena		1 0	

Non-Div. I Games:

Cornell

Average RPI Win: 149		WON-LOST	WINNING	LAST 10	STRENGTH OF	OPP. STRENGTH	TEAM	ADJ	CONF.	ADJ CONF.						
Average RPI Loss: 79		RECORD	PCT. RANK	GAMES	SCHEDULE	OF SCHEDULE	RPI	RPI	RPI	RPI						
DIV. I ONLY		8-6-1	.56667	73	6-4-0	139	93	100	.487	106	9	10				
DIV. I NON-CONF.		5-3-1	.61111	63	3-1-0	183	136	142	.45663	149	13	13				
<hr/>																
TOTALS		RPI 1-25		RPI 26-50		W-L RECORDS		RPI 51-100		RPI 101-150		RPI 100+				
8-6-1		0-1-0		0-2-0		OVERALL		1-1-1		3-1-0		7-2-0				
4-3-1		0-1-0		0-0-0		HOME		0-0-1		2-1-0		4-2-0				
4-3-0		0-0-0		0-2-0		AWAY		1-1-0		1-0-0		3-0-0				
0-0-0		0-0-0		0-0-0		NEUTRAL		0-0-0		0-0-0		0-0-0				
5-3-1		0-0-0		0-1-0		NON-CONFERENCE		1-0-1		0-1-0		4-2-0				
2-2-1		0-0-0		0-0-0		HOME		0-0-1		0-1-0		2-2-0				
3-1-0		0-0-0		0-0-		AWAY		1-0-0		0-0-0		2-0-0				
0-0-0		0-0-0		0-0-0		NEUTRAL		0-0-0		0-0-0		0-0-0				
3-3-0		0-1-0		0-1-0		CONFERENCE		0-1-0		3-0-0		3-0-0				
2-1-0		0-1-0		0-0-0		HOME		0-0-0		2-0-0		2-0-0				
1-2-0		0-0-0		0-1-0		AWAY		0-1-0		1-0-0		1-0-0				
0-0-0		0-0-0		0-0-0		NEUTRAL		0-0-0		0-0-0		0-0-0				
RPI	S	Opponent	Score		RPI	S	Opponent	Score		RPI	S	Opponent	Score			
17	H	New Hampshire	0	4	30	A	Providence	0	4	60	A	Vermont	1	2		
					33	A	Albany (NY)	0	2	69	A	Merrimack	1	0		
										96	H	Quinnipiac	2	2		
												137	H	Stony Brook	2	1
												144	H	UMBC	1	0
												146	H	Northeastern	1	2
												147	A	Binghamton	1	0
												155	A	Massachusetts	1	0
												171	H	Boston U.	2	1
												178	H	Harvard	1	0
												187	H	Brown	0	1
												192	A	Holy Cross	2	1
<hr/>																
LAST 10 GAMES																
137	H	Stony Brook	2	1	178	H	Harvard	1	0							
187	H	Brown	0	1	147	A	Binghamton	1	0							
60	A	Vermont	1	2	144	H	UMBC	1	0							
17	H	New Hampshire	0	4	155	A	Massachusetts	1	0							
33	A	Albany (NY)	0	2	69	A	Merrimack	1	0							

Non-Div. I Games:

UMass Lowell

Average RPI Win: 139		WON-LOST RECORD		WINNING PCT. RANK		LAST 10 GAMES		STRENGTH OF SCHEDULE		OPP. STRENGTH OF SCHEDULE		TEAM RPI		ADJ RPI		CONF. RPI		ADJ CONF. RPI	
DIV. I ONLY		5-8-4		.41176 133		4-6-0		40		153		104		.48536 107		17		17	
DIV. I NON-CONF.		2-4-3		.38889 138		1-2-0		13		131		69		.52475 67		19		19	
TOTALS		RPI 1-25		RPI 26-50		W-L RECORDS		RPI 51-100		RPI 101-150		RPI 100+							
5-8-4		0-0-1		0-2-0		OVERALL		2-3-2		0-1-0		3-3-1							
2-3-3		0-0-1		0-1-0		HOME		1-2-1		0-0-0		1-0-1							
3-5-1		0-0-0		0-1-0		AWAY		1-1-1		0-1-0		2-3-0							
0-0-0		0-0-0		0-0-0		NEUTRAL		0-0-0		0-0-0		0-0-0							
2-4-3		0-0-1		0-2-0		NON-CONFERENCE		1-1-2		0-1-0		1-1-0							
1-1-2		0-0-1		0-1-0		HOME		0-0-1		0-0-0		1-0-0							
1-3-1		0-0-0		0-0-		AWAY		1-1-1		0-1-0		0-1-0							
0-0-0		0-0-0		0-0-0		NEUTRAL		0-0-0		0-0-0		0-0-0							
3-4-1		0-0-0		0-0-0		CONFERENCE		1-2-0		0-0-0		2-2-1							
1-2-1		0-0-0		0-0-0		HOME		1-2-0		0-0-0		0-0-1							
2-2-0		0-0-0		0-0-0		AWAY		0-0-0		0-0-0		2-2-0							
0-0-0		0-0-0		0-0-0		NEUTRAL		0-0-0		0-0-0		0-0-0							
RPI	S	Opponent		Score		RPI	S	Opponent		Score		RPI	S	Opponent		Score			
17	H	New Hampshire		0	0	28	H	Syracuse		0	1	53	H	Loyola Maryland		1	2		
						33	A	Albany (NY)		0	3	57	H	Lehigh		1	2		
												60	A	Vermont		1	0		
												61	H	Yale		2	2		
												65	A	Oregon St.		1	2		
												70	A	Portland		0	0		
												89	H	Navy		2	1		
												105	A	Cornell		0	1		
												154	A	Lafayette		0	3		
												171	A	Boston U.		1	2		
												174	A	Army West Point		1	0		
												176	A	American		1	0		
												179	H	Bucknell		1	1		
												197	H	Monmouth		1	0		
LAST 10 GAMES																			
						89	H	Navy		2	1	105	A	Cornell		0	1		
						176	A	American		1	0	171	A	Boston U.		1	2		
						53	H	Loyola Maryland		1	2	57	H	Lehigh		1	2		
						60	A	Vermont		1	0	174	A	Army West Point		1	0		
						154	A	Lafayette		0	3	28	H	Syracuse		0	1		

Non-Div. I Games:

Colgate

Average RPI Win:	147	WON-LOST	WINNING	LAST 10	STRENGTH OF	OPP. STRENGTH	TEAM	ADJ	CONF.	ADJ CONF.			
Average RPI Loss:	87	RECORD	PCT. RANK	GAMES	SCHEDULE	OF SCHEDULE	RPI	RPI	RPI	RPI			
DIV. I ONLY		8-8-0	.5 94	6-4-0	115	144	108	.48454 108	21	19			
DIV. I NON-CONF.		3-4-0	.42857 127	1-0-0	98	87	91	.50499 92	17	17			
<hr/>													
TOTALS	RPI 1-25	RPI 26-50		W-L RECORDS	RPI 51-100		RPI 101-150		RPI 100+				
8-8-0	0-1-0	0-1-0		OVERALL	0-4-0		5-1-0		8-2-0				
6-2-0	0-0-0	0-1-0		HOME	0-1-0		3-0-0		6-0-0				
2-6-0	0-1-0	0-0-0		AWAY	0-3-0		2-1-0		2-2-0				
0-0-0	0-0-0	0-0-0		NEUTRAL	0-0-0		0-0-0		0-0-0				
<hr/>													
3-4-0	0-1-0	0-1-0		NON-CONFERENCE	0-1-0		2-1-0		3-1-0				
3-1-0	0-0-0	0-1-0		HOME	0-0-0		2-0-0		3-0-0				
0-3-0	0-1-0	0-0-		AWAY	0-1-0		0-1-0		0-1-0				
0-0-0	0-0-0	0-0-0		NEUTRAL	0-0-0		0-0-0		0-0-0				
<hr/>													
5-4-0	0-0-0	0-0-0		CONFERENCE	0-3-0		3-0-0		5-1-0				
3-1-0	0-0-0	0-0-0		HOME	0-1-0		1-0-0		3-0-0				
2-3-0	0-0-0	0-0-0		AWAY	0-2-0		2-0-0		2-1-0				
0-0-0	0-0-0	0-0-0		NEUTRAL	0-0-0		0-0-0		0-0-0				
<hr/>													
RPI S	Opponent	Score		RPI S	Opponent	Score		RPI S	Opponent	Score			
17 A	New Hampshire	1	2	33 H	Albany (NY)	1	2	59 A	Iona	1 2			
				91 A	Penn	0	1	125 H	Hofstra	2 1			
				95 H	Saint Peter's	2	3	129 A	Manhattan	3 2			
				96 A	Quinnipiac	3	5	135 H	Gonzaga	2 1			
				138 A	Jacksonville	1	2	140 A	Rider	2 1			
				168 H	Saint Joseph's	1	0	170 A	Niagara	0 1			
				181 H	Siena	2	1	197 H	Monmouth	1 0			
				LAST 10 GAMES									
				59 A	Iona	1	2	125 H	Fairfield	2 1			
				197 H	Monmouth	1	0	181 H	Siena	2 1			
				140 A	Rider	2	1	96 A	Quinnipiac	3 5			
95 H	Saint Peter's	2	3	170 A	Niagara	0 1							
129 A	Manhattan	3	2	104 H	Hofstra	3 1							

Non-Div. I Games:

Marist

Average RPI Win: 148		WON-LOST RECORD		WINNING PCT. RANK		LAST 10 GAMES		STRENGTH OF SCHEDULE		OPP. STRENGTH OF SCHEDULE		TEAM RPI		ADJ RPI		CONF. RPI		ADJ CONF. RPI	
DIV. I ONLY		7-6-1		.53571 82		6-4-0		145		142		113		.48348 109		16		16	
DIV. I NON-CONF.		4-2-1		.64286 58		3-1-0		165		94		128		.48276 119		21		20	
TOTALS		RPI 1-25		RPI 26-50		W-L RECORDS		RPI 51-100		RPI 101-150		RPI 100+							
7-6-1		0-0-1		0-1-0		OVERALL		2-1-0		0-3-0		5-4-0							
5-1-0		0-0-0		0-0-0		HOME		1-1-0		0-0-0		4-0-0							
2-5-1		0-0-1		0-1-0		AWAY		1-0-0		0-3-0		1-4-0							
0-0-0		0-0-0		0-0-0		NEUTRAL		0-0-0		0-0-0		0-0-0							
4-2-1		0-0-1		0-0-0		NON-CONFERENCE		2-0-0		0-2-0		2-2-0							
3-0-0		0-0-0		0-0-0		HOME		1-0-0		0-0-0		2-0-0							
1-2-1		0-0-1		0-0-		AWAY		1-0-0		0-2-0		0-2-0							
0-0-0		0-0-0		0-0-0		NEUTRAL		0-0-0		0-0-0		0-0-0							
3-4-0		0-0-0		0-1-0		CONFERENCE		0-1-0		0-1-0		3-2-0							
2-1-0		0-0-0		0-0-0		HOME		0-1-0		0-0-0		2-0-0							
1-3-0		0-0-0		0-1-0		AWAY		0-0-0		0-1-0		1-2-0							
0-0-0		0-0-0		0-0-0		NEUTRAL		0-0-0		0-0-0		0-0-0							
RPI S	Opponent	Score		RPI S	Opponent	Score		RPI S	Opponent	Score		RPI S	Opponent	Score					
16 A	Louisville	2	2	47 A	UIC	1	2	76 H	Akron	3	1	111 A	Bowling Green	0	1				
								86 A	Ohio St.	3	2	113 A	Oakland	0	1				
								92 H	Wright St.	1	2	132 A	Cincinnati	2	3				
												152 H	Milwaukee	1	0				
												164 H	Duquesne	2	0				
												166 A	Green Bay	0	1				
												169 H	Northern Ky.	2	1				
												193 H	Robert Morris	4	0				
												194 A	IUPUI	2	0				
LAST 10 GAMES																			
				47 A	UIC	1	2	86 A	Ohio St.	3	2								
				76 H	Akron	3	1	132 A	Cincinnati	2	3								
				92 H	Wright St.	1	2	166 A	Green Bay	0	1								
				194 A	IUPUI	2	0	152 H	Milwaukee	1	0								
				164 H	Duquesne	2	0	169 H	Northern Ky.	2	1								

Non-Div. I Games:

Cleveland St.

Average RPI Win:	137	WON-LOST	WINNING	LAST 10	STRENGTH OF	OPP. STRENGTH	TEAM	ADJ	CONF.	ADJ CONF.	
Average RPI Loss:	98	RECORD	PCT. RANK	GAMES	SCHEDULE	OF SCHEDULE	RPI	RPI	RPI	RPI	
DIV. I ONLY	5-7-2	.42857	127	4-5-1	73	141	111	.48233	110	15	15
DIV. I NON-CONF.	2-5-1	.3125	160	1-3-0	33	128	82	.51417	80	15	16
<hr/>											
TOTALS	RPI 1-25	RPI 26-50		W-L RECORDS	RPI 51-100		RPI 101-150		RPI 100+		
5-7-2	0-0-0	0-2-1		OVERALL	2-1-1		1-4-0		3-4-0		
4-2-1	0-0-0	0-1-0		HOME	2-0-1		0-1-0		2-1-0		
1-5-1	0-0-0	0-1-1		AWAY	0-1-0		1-3-0		1-3-0		
0-0-0	0-0-0	0-0-0		NEUTRAL	0-0-0		0-0-0		0-0-0		
2-5-1	0-0-0	0-2-1		NON-CONFERENCE	1-1-0		0-2-0		1-2-0		
2-2-0	0-0-0	0-1-0		HOME	1-0-0		0-1-0		1-1-0		
0-3-1	0-0-0	0-1-		AWAY	0-1-0		0-1-0		0-1-0		
0-0-0	0-0-0	0-0-0		NEUTRAL	0-0-0		0-0-0		0-0-0		
3-2-1	0-0-0	0-0-0		CONFERENCE	1-0-1		1-2-0		2-2-0		
2-0-1	0-0-0	0-0-0		HOME	1-0-1		0-0-0		1-0-0		
1-2-0	0-0-0	0-0-0		AWAY	0-0-0		1-2-0		1-2-0		
0-0-0	0-0-0	0-0-0		NEUTRAL	0-0-0		0-0-0		0-0-0		
RPI	S	Opponent	Score	RPI	S	Opponent	Score	RPI	S	Opponent	Score
31	A	Charlotte	1 2	63	H	Fla. Atlantic	1 0	112	A	Mercer	0 2
34	A	FIU	1 1	71	H	FGCU	1 1	122	H	Ga. Southern	1 2
42	H	South Fla.	0 1	99	H	Stetson	2 1	131	A	NJIT	0 2
				100	A	Georgia St.	0 2	138	A	Jacksonville	2 0
								149	A	Lipscomb	0 1
								185	H	USC Upstate	1 0
								202	H	Liberty	1 0
<hr/>											
LAST 10 GAMES											
31	A	Charlotte	1 2	112	A	Mercer	0 2				
63	H	Fla. Atlantic	1 0	138	A	Jacksonville	2 0				
149	A	Lipscomb	0 1	71	H	FGCU	1 1				
99	H	Stetson	2 1	42	H	South Fla.	0 1				
131	A	NJIT	0 2	202	H	Liberty	1 0				

Non-Div. I Games:

North Florida

Average RPI Win: 149		WON-LOST	WINNING	LAST 10	STRENGTH OF		OPP. STRENGTH	TEAM	ADJ	CONF.	ADJ CONF.
Average RPI Loss: 70		RECORD	PCT. RANK	GAMES	SCHEDULE		OF SCHEDULE	RPI	RPI	RPI	RPI
DIV. I ONLY		9-6-1	.59375	63	5-5-0		185	106	117	.48092	111
DIV. I NON-CONF.		8-3-1	.70833	41	4-2-0		198	148	149	.46136	142
TOTALS		RPI 1-25	RPI 26-50		W-L RECORDS		RPI 51-100		RPI 101-150		RPI 100+
9-6-1		0-1-0	0-1-0		OVERALL		1-3-0		3-1-0		8-1-1
4-2-0		0-0-0	0-0-0		HOME		0-1-0		2-1-0		4-1-0
4-4-1		0-1-0	0-1-0		AWAY		1-2-0		0-0-0		3-0-1
1-0-0		0-0-0	0-0-0		NEUTRAL		0-0-0		1-0-0		1-0-0
8-3-1		0-1-0	0-0-0		NON-CONFERENCE		1-1-0		2-1-0		7-1-1
3-2-0		0-0-0	0-0-0		HOME		0-1-0		1-1-0		3-1-0
4-1-1		0-1-0	0-0-		AWAY		1-0-0		0-0-0		3-0-1
1-0-0		0-0-0	0-0-0		NEUTRAL		0-0-0		1-0-0		1-0-0
1-3-0		0-0-0	0-1-0		CONFERENCE		0-2-0		1-0-0		1-0-0
1-0-0		0-0-0	0-0-0		HOME		0-0-0		1-0-0		1-0-0
0-3-0		0-0-0	0-1-0		AWAY		0-2-0		0-0-0		0-0-0
0-0-0		0-0-0	0-0-0		NEUTRAL		0-0-0		0-0-0		0-0-0
RPI S	Opponent	Score		RPI S	Opponent	Score		RPI S	Opponent	Score	
13 A	Kentucky	0	2	35 A	Western Mich.	0	1	66 A	Northwestern	3	0
								76 A	Akron	1	2
								78 A	SIUE	0	2
								86 H	Ohio St.	1	2
								103 H	West Virginia	3	0
								109 H	Cleveland St.	1	0
								117 N	Wisconsin	1	0
								132 H	Cincinnati	3	4
								153 A	Detroit Mercy	1	0
								164 A	Duquesne	1	1
								193 A	Robert Morris	2	0
								194 A	IUPUI	1	0
								204 H	Canisius	4	1
								205 H	Purdue Fort Wayne	4	0
LAST 10 GAMES											
				35 A	Western Mich.	0	1	194 A	IUPUI	1	0
				103 H	West Virginia	3	0	153 A	Detroit Mercy	1	0
				205 H	Purdue Fort Wayne	4	0	204 H	Canisius	4	1
				78 A	SIUE	0	2	13 A	Kentucky	0	2
				76 A	Akron	1	2	132 H	Cincinnati	3	4

Non-Div. I Games:

Bowling Green

Average RPI Win: 147		WON-LOST	WINNING	LAST 10	STRENGTH OF		OPP. STRENGTH	TEAM	ADJ	CONF.	ADJ CONF.				
Average RPI Loss: 127		RECORD	PCT. RANK	GAMES	SCHEDULE		OF SCHEDULE	RPI	RPI	RPI	RPI				
DIV. I ONLY		11-6-0	.64706	43	6-4-0		197	159	114	.47854	112	24	24		
DIV. I NON-CONF.		8-3-0	.72727	34	3-1-0		169	120	90	.50721	89	24	24		
-----															
TOTALS		RPI 1-25		RPI 26-50		W-L RECORDS		RPI 51-100		RPI 101-150		RPI 100+			
11-6-0		0-0-0		1-0-0		OVERALL		0-2-0		5-3-0		10-4-0			
6-1-0		0-0-0		0-0-0		HOME		0-0-0		2-1-0		6-1-0			
4-5-0		0-0-0		0-0-0		AWAY		0-2-0		3-2-0		4-3-0			
1-0-0		0-0-0		1-0-0		NEUTRAL		0-0-0		0-0-0		0-0-0			
8-3-0		0-0-0		1-0-0		NON-CONFERENCE		0-2-0		4-1-0		7-1-0			
3-1-0		0-0-0		0-0-0		HOME		0-0-0		1-1-0		3-1-0			
4-2-0		0-0-0		0-0-		AWAY		0-2-0		3-0-0		4-0-0			
1-0-0		0-0-0		1-0-0		NEUTRAL		0-0-0		0-0-0		0-0-0			
3-3-0		0-0-0		0-0-0		CONFERENCE		0-0-0		1-2-0		3-3-0			
3-0-0		0-0-0		0-0-0		HOME		0-0-0		1-0-0		3-0-0			
0-3-0		0-0-0		0-0-0		AWAY		0-0-0		0-2-0		0-3-0			
0-0-0		0-0-0		0-0-0		NEUTRAL		0-0-0		0-0-0		0-0-0			
RPI	S	Opponent	Score	RPI	S	Opponent	Score	RPI	S	Opponent	Score	RPI	S	Opponent	Score
				26	N	Memphis	1 0	80	A	South Carolina	0 1	110	H	North Florida	2 0
								100	A	Georgia St.	1 2	115	A	ETSU	0 2
												116	H	Furman	4 3
												122	A	Ga. Southern	3 2
												132	A	Cincinnati	2 0
												136	A	UNC Greensboro	0 2
												138	H	Jacksonville	1 2
												150	A	UAB	3 2
												182	H	Presbyterian	2 1
												185	A	USC Upstate	3 2
												189	H	Winthrop	2 1
												191	A	Wofford	2 3
												203	H	Belmont	2 0
												206	H	VMI	4 1
-----															
LAST 10 GAMES															
				206	H	VMI	4 1	191	A	Wofford	2 3				
				203	H	Belmont	2 0	110	H	North Florida	2 0				
				136	A	UNC Greensboro	0 2	100	A	Georgia St.	1 2				
				116	H	Furman	4 3	189	H	Winthrop	2 1				
				115	A	ETSU	0 2	122	A	Ga. Southern	3 2				

Non-Div. I Games:

Mercer



Average RPI Win:	150	WON-LOST	WINNING	LAST 10	STRENGTH OF	OPP. STRENGTH	TEAM	ADJ	CONF.	ADJ CONF.	
Average RPI Loss:	62	RECORD	PCT. RANK	GAMES	SCHEDULE	OF SCHEDULE	RPI	RPI	RPI	RPI	
DIV. I ONLY	7-7-3	.5	94	3-5-2	96	146	109	.47801	113	16	16
DIV. I NON-CONF.	3-6-1	.35	149	1-4-0	118	112	120	.48219	120	21	20
<hr/>											
TOTALS	RPI 1-25	RPI 26-50		W-L RECORDS	RPI 51-100		RPI 101-150		RPI 100+		
7-7-3	0-1-0	0-3-0		OVERALL	1-2-0		2-0-0		6-1-3		
3-3-2	0-0-0	0-2-0		HOME	0-1-0		2-0-0		3-0-2		
4-4-1	0-1-0	0-1-0		AWAY	1-1-0		0-0-0		3-1-1		
0-0-0	0-0-0	0-0-0		NEUTRAL	0-0-0		0-0-0		0-0-0		
3-6-1	0-1-0	0-2-0		NON-CONFERENCE	0-2-0		1-0-0		3-1-1		
1-3-0	0-0-0	0-2-0		HOME	0-1-0		1-0-0		1-0-0		
2-3-1	0-1-0	0-0-		AWAY	0-1-0		0-0-0		2-1-1		
0-0-0	0-0-0	0-0-0		NEUTRAL	0-0-0		0-0-0		0-0-0		
4-1-2	0-0-0	0-1-0		CONFERENCE	1-0-0		1-0-0		3-0-2		
2-0-2	0-0-0	0-0-0		HOME	0-0-0		1-0-0		2-0-2		
2-1-0	0-0-0	0-1-0		AWAY	1-0-0		0-0-0		1-0-0		
0-0-0	0-0-0	0-0-0		NEUTRAL	0-0-0		0-0-0		0-0-0		
RPI S	Opponent	Score		RPI S	Opponent	Score		RPI S	Opponent	Score	
23 A	Michigan	0	2	29 H	Marshall	1	2	52 H	DePaul	0	1
				35 H	Western Mich.	2	3	81 A	Dayton	0	3
				47 A	UIC	2	3	92 A	Wright St.	3	2
								109 H	Cleveland St.	1	0
								114 H	Michigan St.	1	0
								151 A	Bradley	2	2
								152 H	Milwaukee	0	0
								153 H	Detroit Mercy	1	1
								164 A	Duquesne	0	1
								166 A	Green Bay	3	0
								183 A	Western Ill.	3	1
								193 A	Robert Morris	5	1
								194 H	IUPUI	4	0
<hr/>											
LAST 10 GAMES											
				152 H	Milwaukee	0	0	194 H	IUPUI	4	0
				29 H	Marshall	1	2	35 H	Western Mich.	2	3
				114 H	Michigan St.	1	0	92 A	Wright St.	3	2
				47 A	UIC	2	3	153 H	Detroit Mercy	1	1
				81 A	Dayton	0	3	52 H	DePaul	0	1

Non-Div. I Games:

Oakland

[illegible]

**Non-Div. I Games:**

Michigan St.

Average RPI Win: 154		WON-LOST RECORD		WINNING PCT. RANK		LAST 10 GAMES		STRENGTH OF SCHEDULE		OPP. STRENGTH OF SCHEDULE		TEAM RPI		ADJ RPI		CONF. RPI		ADJ CONF. RPI	
DIV. I ONLY		8-7-2		.52941 91		5-4-1		133		147		115		.47603 115		24		24	
DIV. I NON-CONF.		4-5-2		.45455 117		1-2-1		82		80		76		.5137 81		24		24	
TOTALS		RPI 1-25		RPI 26-50		W-L RECORDS		RPI 51-100		RPI 101-150		RPI 100+							
8-7-2		0-1-0		1-2-1		OVERALL		0-0-1		2-4-0		7-4-0							
3-3-1		0-1-0		0-0-0		HOME		0-0-1		1-2-0		3-2-0							
5-4-1		0-0-0		1-2-1		AWAY		0-0-0		1-2-0		4-2-0							
0-0-0		0-0-0		0-0-0		NEUTRAL		0-0-0		0-0-0		0-0-0							
4-5-2		0-1-0		1-2-1		NON-CONFERENCE		0-0-1		1-2-0		3-2-0							
1-2-1		0-1-0		0-0-0		HOME		0-0-1		0-1-0		1-1-0							
3-3-1		0-0-0		1-1-		AWAY		0-0-0		1-1-0		2-1-0							
0-0-0		0-0-0		0-0-0		NEUTRAL		0-0-0		0-0-0		0-0-0							
4-2-0		0-0-0		0-0-0		CONFERENCE		0-0-0		1-2-0		4-2-0							
2-1-0		0-0-0		0-0-0		HOME		0-0-0		1-1-0		2-1-0							
2-1-0		0-0-0		0-0-0		AWAY		0-0-0		0-1-0		2-1-0							
0-0-0		0-0-0		0-0-0		NEUTRAL		0-0-0		0-0-0		0-0-0							
RPI S	Opponent	Score		RPI S	Opponent	Score		RPI S	Opponent	Score		RPI S	Opponent	Score					
13 H	Kentucky	0	1	27 A	NC State	0	1	100 H	Georgia St.	2	2	112 H	Mercer	2	0				
				29 A	Marshall	1	2					116 A	Furman	0	1				
				49 A	Appalachian St.	1	1					119 A	VCU	0	1				
				50 A	High Point	2	0					124 A	Old Dominion	3	2				
												136 H	UNC Greensboro	0	1				
												149 H	Lipscomb	0	3				
												163 A	Davidson	2	1				
												182 H	Presbyterian	3	0				
												191 H	Wofford	2	1				
												203 A	Belmont	1	0				
												206 A	VMI	3	0				
				LAST 10 GAMES															
				191 H	Wofford	2	1	163 A	Davidson	2	1								
				203 A	Belmont	1	0	116 A	Furman	0	1								
				136 H	UNC Greensboro	0	1	27 A	NC State	0	1								
				112 H	Mercer	2	0	13 H	Kentucky	0	1								
				206 A	VMI	3	0	49 A	Appalachian St.	1	1								

Non-Div. I Games:

ETSU

Average RPI Win:	172	WON-LOST RECORD	WINNING PCT. RANK	LAST 10 GAMES	STRENGTH OF SCHEDULE	OPP. STRENGTH OF SCHEDULE	TEAM RPI	ADJ RPI	CONF. RPI	ADJ CONF. RPI						
DIV. I ONLY		10-6-1	.61765	55	6-4-0	183	163	116	.47489	116	24	24				
DIV. I NON-CONF.		5-5-1	.5	88	1-3-0	160	124	97	.49474	102	24	24				
<hr/>																
TOTALS	RPI 1-25	RPI 26-50		W-L RECORDS		RPI 51-100		RPI 101-150		RPI 100+						
10-6-1	0-1-0	0-1-0		OVERALL		0-2-0		3-1-1		10-2-1						
6-2-0	0-1-0	0-1-0		HOME		0-0-0		2-0-0		6-0-0						
4-4-0	0-0-0	0-0-0		AWAY		0-2-0		1-1-0		4-2-0						
0-0-1	0-0-0	0-0-0		NEUTRAL		0-0-0		0-0-1		0-0-1						
5-5-1	0-1-0	0-1-0		NON-CONFERENCE		0-2-0		1-0-1		5-1-1						
3-2-0	0-1-0	0-1-0		HOME		0-0-0		0-0-0		3-0-0						
2-3-0	0-0-0	0-0-		AWAY		0-2-0		1-0-0		2-1-0						
0-0-1	0-0-0	0-0-0		NEUTRAL		0-0-0		0-0-1		0-0-1						
5-1-0	0-0-0	0-0-0		CONFERENCE		0-0-0		2-1-0		5-1-0						
3-0-0	0-0-0	0-0-0		HOME		0-0-0		2-0-0		3-0-0						
2-1-0	0-0-0	0-0-0		AWAY		0-0-0		0-1-0		2-1-0						
0-0-0	0-0-0	0-0-0		NEUTRAL		0-0-0		0-0-0		0-0-0						
RPI	S	Opponent	Score		RPI	S	Opponent	Score		RPI	S	Opponent	Score			
6	H	Clemson	0	2	31	H	Charlotte	1	2	54	A	Duke	0	1		
										80	A	South Carolina	0	3		
												112	A	Mercer	3	4
												115	H	ETSU	1	0
												127	N	Elon	3	3
												134	A	Gardner-Webb	5	4
												136	H	UNC Greensboro	1	0
												163	H	Davidson	3	2
												182	A	Presbyterian	0	3
												185	H	USC Upstate	4	1
												189	A	Winthrop	3	0
												191	A	Wofford	4	1
												200	H	UNC Asheville	2	1
												203	H	Belmont	2	1
												206	A	VMI	3	0
					LAST 10 GAMES											
					203	H	Belmont	2	1	115	H	ETSU	1	0		
					191	A	Wofford	4	1	31	H	Charlotte	1	2		
					112	A	Mercer	3	4	182	A	Presbyterian	0	3		
					136	H	UNC Greensboro	1	0	6	H	Clemson	0	2		
					206	A	VMI	3	0	185	H	USC Upstate	4	1		

Non-Div. I Games: North Greenville 4 1

Furman

Average RPI Win:	98	WON-LOST	WINNING	LAST 10	STRENGTH OF	OPP. STRENGTH	TEAM	ADJ	CONF.	ADJ CONF.		
Average RPI Loss:	66	RECORD	PCT. RANK	GAMES	SCHEDULE	OF SCHEDULE	RPI	RPI	RPI	RPI		
DIV. I ONLY		3-10-4	.29412	175	1-5-4	45	53	127	.4724	117	5	5
DIV. I NON-CONF.		2-6-1	.27778	164	0-2-1	41	125	141	.46676	137	2	2
<hr/>												
TOTALS	RPI 1-25	RPI 26-50		W-L RECORDS		RPI 51-100		RPI 101-150		RPI 100+		
3-10-4	0-3-2	0-1-0		OVERALL		2-3-2		1-2-0		1-3-0		
1-5-3	0-2-1	0-0-0		HOME		0-2-2		1-1-0		1-1-0		
1-4-1	0-1-1	0-1-0		AWAY		1-1-0		0-0-0		0-1-0		
1-1-0	0-0-0	0-0-0		NEUTRAL		1-0-0		0-1-0		0-1-0		
2-6-1	0-1-0	0-1-0		NON-CONFERENCE		1-2-1		1-1-0		1-2-0		
1-3-1	0-1-0	0-0-0		HOME		0-2-1		1-0-0		1-0-0		
0-2-0	0-0-0	0-0-		AWAY		0-0-0		0-0-0		0-1-0		
1-1-0	0-0-0	0-0-0		NEUTRAL		1-0-0		0-1-0		0-1-0		
1-4-3	0-2-2	0-0-0		CONFERENCE		1-1-1		0-1-0		0-1-0		
0-2-2	0-1-1	0-0-0		HOME		0-0-1		0-1-0		0-1-0		
1-2-1	0-1-1	0-0-0		AWAY		1-1-0		0-0-0		0-0-0		
0-0-0	0-0-0	0-0-0		NEUTRAL		0-0-0		0-0-0		0-0-0		
RPI	S	Opponent	Score	RPI	S	Opponent	Score	RPI	S	Opponent	Score	
9	H	Penn St.	1 2	32	A	Butler	0 1	57	N	Lehigh	2 1	
14	A	Indiana	1 3					62	H	Marquette	0 2	
22	H	Maryland	0 0					66	H	Northwestern	0 0	
23	A	Michigan	1 1					70	H	Portland	0 1	
25	H	UC Davis	0 2					73	A	Rutgers	0 3	
								78	H	SIUE	2 2	
								86	A	Ohio St.	1 0	

Non-Div. I Games:

Wisconsin

Average RPI Win:		114	WON-LOST		WINNING		LAST 10		STRENGTH OF		OPP. STRENGTH		TEAM		ADJ		CONF.		ADJ CONF.		
Average RPI Loss:		45	RECORD		PCT. RANK		GAMES		SCHEDULE		OF SCHEDULE		RPI		RPI		RPI		RPI		
DIV. I ONLY			3-11-3		.26471 185		2-6-2		10		94		112		.47225 118		23		23		
DIV. I NON-CONF.			2-9-2		.23077 174		1-4-1		4		50		81		.51453 79		23		23		
TOTALS		RPI 1-25		RPI 26-50		W-L RECORDS		RPI 51-100		RPI 101-150		RPI 100+									
3-11-3		0-5-0		0-3-1		OVERALL		2-2-1		0-0-0		1-1-1									
2-2-1		0-1-0		0-0-0		HOME		1-1-0		0-0-0		1-0-1									
1-8-2		0-3-0		0-3-1		AWAY		1-1-1		0-0-0		0-1-0									
0-1-0		0-1-0		0-0-0		NEUTRAL		0-0-0		0-0-0		0-0-0									
2-9-2		0-5-0		0-2-1		NON-CONFERENCE		2-2-1		0-0-0		0-0-0									
1-2-0		0-1-0		0-0-0		HOME		1-1-0		0-0-0		0-0-0									
1-6-2		0-3-0		0-1-		AWAY		1-1-1		0-0-0		0-0-0									
0-1-0		0-1-0		0-0-0		NEUTRAL		0-0-0		0-0-0		0-0-0									
1-2-1		0-0-0		0-1-0		CONFERENCE		0-0-0		0-0-0		1-1-1									
1-0-1		0-0-0		0-0-0		HOME		0-0-0		0-0-0		1-0-1									
0-2-0		0-0-0		0-1-0		AWAY		0-0-0		0-0-0		0-1-0									
0-0-0		0-0-0		0-0-0		NEUTRAL		0-0-0		0-0-0		0-0-0									
RPI	S	Opponent		Score		RPI	S	Opponent		Score		RPI	S	Opponent		Score					
7	A	Washington		1	2	36	A	Pittsburgh		2	3	54	A	Duke		0	1				
10	H	SMU		1	2	44	A	Seattle U		0	0	74	H	Rhode Island		1	2				
12	A	Stanford		0	2	46	A	Saint Louis		0	1	85	A	Tulsa		1	1				
14	N	Indiana		1	2	48	A	Oral Roberts		0	1	87	A	California		1	0				
15	A	Notre Dame		0	1							93	H	Pacific		2	1				
						LAST 10 GAMES															
						74 H Rhode Island						1	2	46 A Saint Louis						0	1
						54 A Duke						0	1	183 A Western Ill.						3	4
						162 H Omaha						2	0	93 H Pacific						2	1
						85 A Tulsa						1	1	36 A Pittsburgh						2	3
						48 A Oral Roberts						0	1	198 H Eastern Ill.						0	0

Non-Div. I Games:

Denver

Average RPI Win:	156	WON-LOST	WINNING	LAST 10	STRENGTH OF	OPP. STRENGTH	TEAM	ADJ	CONF.	ADJ CONF.	
Average RPI Loss:	87	RECORD	PCT. RANK	GAMES	SCHEDULE	OF SCHEDULE	RPI	RPI	RPI	RPI	
DIV. I ONLY	7-7-2	.5	94	5-3-2	127	137	119	.47069	119	18	20
DIV. I NON-CONF.	1-6-1	.1875	179	0-2-1	77	90	85	.50695	91	18	18
<hr/>											
TOTALS	RPI 1-25	RPI 26-50		W-L RECORDS	RPI 51-100		RPI 101-150		RPI 100+		
7-7-2	0-1-0	0-0-0		OVERALL	1-3-1		1-3-0		6-3-1		
4-3-1	0-0-0	0-0-0		HOME	1-1-0		1-2-0		3-2-1		
3-4-1	0-1-0	0-0-0		AWAY	0-2-1		0-1-0		3-1-0		
0-0-0	0-0-0	0-0-0		NEUTRAL	0-0-0		0-0-0		0-0-0		
<hr/>											
1-6-1	0-1-0	0-0-0		NON-CONFERENCE	0-2-1		1-3-0		1-3-0		
1-3-0	0-0-0	0-0-0		HOME	0-1-0		1-2-0		1-2-0		
0-3-1	0-1-0	0-0-		AWAY	0-1-1		0-1-0		0-1-0		
0-0-0	0-0-0	0-0-0		NEUTRAL	0-0-0		0-0-0		0-0-0		
<hr/>											
6-1-1	0-0-0	0-0-0		CONFERENCE	1-1-0		0-0-0		5-0-1		
3-0-1	0-0-0	0-0-0		HOME	1-0-0		0-0-0		2-0-1		
3-1-0	0-0-0	0-0-0		AWAY	0-1-0		0-0-0		3-0-0		
0-0-0	0-0-0	0-0-0		NEUTRAL	0-0-0		0-0-0		0-0-0		
<hr/>											
RPI S	Opponent	Score		RPI S	Opponent	Score		RPI S	Opponent	Score	
3 A	UCF	0 2						67 H	UNCW	0 3	
								74 A	Rhode Island	1 2	
								76 A	Akron	0 2	
								79 A	Coastal Caro.	1 1	
								81 H	Dayton	2 1	
								115 H	ETSU	1 0	
								124 A	Old Dominion	1 3	
								131 H	NJIT	0 1	
								133 H	LIU Brooklyn	0 1	
								159 H	Fordham	0 0	
								163 H	Davidson	2 1	
								168 A	Saint Joseph's	4 3	
								184 H	George Washington	2 0	
								188 A	St. Bonaventure	2 0	
								195 A	George Mason	1 0	
<hr/>											
LAST 10 GAMES											
195 A George Mason				1 0		81 H Dayton				2 1	
67 H UNCW				0 3		163 H Davidson				2 1	
184 H George Washington				2 0		76 A Akron				0 2	
159 H Fordham				0 0		168 A Saint Joseph's				4 3	
74 A Rhode Island				1 2		79 A Coastal Caro.				1 1	

Non-Div. I Games:

VCU

Average RPI Win: 164		WON-LOST	WINNING	LAST 10	STRENGTH OF		OPP. STRENGTH	TEAM	ADJ		CONF.	ADJ CONF.
Average RPI Loss: 51		RECORD	PCT. RANK	GAMES	SCHEDULE		OF SCHEDULE	RPI	RPI		RPI	RPI
DIV. I ONLY		4-11-1	.28125	178	25		139	122	.47023		120	4
DIV. I NON-CONF.		3-3-1	.5	88	150		186	187	.40775		183	7
TOTALS		RPI 1-25	RPI 26-50		W-L RECORDS		RPI 51-100		RPI 101-150		RPI 100+	
4-11-1		0-4-0	0-1-0		OVERALL		1-5-1		0-0-0		3-1-0	
1-7-0		0-2-0	0-1-0		HOME		0-3-0		0-0-0		1-1-0	
3-4-1		0-2-0	0-0-0		AWAY		1-2-1		0-0-0		2-0-0	
0-0-0		0-0-0	0-0-0		NEUTRAL		0-0-0		0-0-0		0-0-0	
3-3-1		0-0-0	0-1-0		NON-CONFERENCE		0-1-1		0-0-0		3-1-0	
1-3-0		0-0-0	0-1-0		HOME		0-1-0		0-0-0		1-1-0	
2-0-1		0-0-0	0-0-		AWAY		0-0-1		0-0-0		2-0-0	
0-0-0		0-0-0	0-0-0		NEUTRAL		0-0-0		0-0-0		0-0-0	
1-8-0		0-4-0	0-0-0		CONFERENCE		1-4-0		0-0-0		0-0-0	
0-4-0		0-2-0	0-0-0		HOME		0-2-0		0-0-0		0-0-0	
1-4-0		0-2-0	0-0-0		AWAY		1-2-0		0-0-0		0-0-0	
0-0-0		0-0-0	0-0-0		NEUTRAL		0-0-0		0-0-0		0-0-0	
RPI S	Opponent	Score	RPI S	Opponent	Score	RPI S	Opponent	Score	RPI S	Opponent	Score	
7 A	Washington	0 2	29 H	Marshall	1 5	55 A	UCLA	2 5	153 H	Detroit Mercy	2 3	
7 H	Washington	0 3				64 H	San Diego	2 3	177 A	UNLV	3 2	
12 A	Stanford	2 3				65 A	Oregon St.	1 2	187 A	Brown	2 0	
12 H	Stanford	0 1				65 H	Oregon St.	0 1	203 H	Belmont	2 1	
						87 A	California	1 0				
						87 H	California	0 4				
						97 A	Santa Clara	1 1				
LAST 10 GAMES												
	87 A California	1 0		12 H Stanford	0 1							
	12 A Stanford	2 3		87 H California	0 4							
	7 H Washington	0 3		55 A UCLA	2 5							
	65 H Oregon St.	0 1		187 A Brown	2 0							
	29 H Marshall	1 5		65 A Oregon St.	1 2							

Non-Div. I Games:

San Diego St.



Average RPI Win:		109	WON-LOST		WINNING		LAST 10		STRENGTH OF		OPP. STRENGTH		TEAM		ADJ		CONF.		ADJ CONF.				
Average RPI Loss:		102	RECORD		PCT. RANK		GAMES		SCHEDULE		OF SCHEDULE		RPI		RPI		RPI		RPI				
DIV. I ONLY			6-8-2		.4375		120	6-4-0		119		61		123		.469		121	14				
DIV. I NON-CONF.			2-5-1		.3125		160	2-2-0		96		6		101		.48906		112	14				
TOTALS		RPI 1-25		RPI 26-50		W-L RECORDS		RPI 51-100		RPI 101-150		RPI 100+											
6-8-2		0-1-0		1-1-1		OVERALL		2-1-1		1-3-0		3-5-0											
3-3-2		0-0-0		0-0-1		HOME		1-1-1		1-2-0		2-2-0											
3-5-0		0-1-0		1-1-0		AWAY		1-0-0		0-1-0		1-3-0											
0-0-0		0-0-0		0-0-0		NEUTRAL		0-0-0		0-0-0		0-0-0											
2-5-1		0-1-0		0-1-1		NON-CONFERENCE		2-1-0		0-1-0		0-2-0											
1-2-1		0-0-0		0-0-1		HOME		1-1-0		0-1-0		0-1-0											
1-3-0		0-1-0		0-0-		AWAY		1-0-0		0-0-0		0-1-0											
0-0-0		0-0-0		0-0-0		NEUTRAL		0-0-0		0-0-0		0-0-0											
4-3-1		0-0-0		1-0-0		CONFERENCE		0-0-1		1-2-0		3-3-0											
2-1-1		0-0-0		0-0-0		HOME		0-0-1		1-1-0		2-1-0											
2-2-0		0-0-0		1-0-0		AWAY		0-0-0		0-1-0		1-2-0											
0-0-0		0-0-0		0-0-0		NEUTRAL		0-0-0		0-0-0		0-0-0											
RPI	S	Opponent		Score		RPI	S	Opponent		Score		RPI	S	Opponent		Score							
5	A	Wake Forest		0	5	27	H	NC State		1	1	53	H	Loyola Maryland		2	0	104	H	Hofstra	1	3	
						43	A	James Madison		3	2	58	H	Villanova		0	1	124	H	Old Dominion	0	1	
						50	A	High Point		1	2	67	H	UNCW		1	1	127	H	Elon	2	1	
												79	A	Coastal Caro.		1	0	146	A	Northeastern	0	2	
																		158	A	Drexel	1	2	
																		165	H	Delaware	5	1	
																		168	A	Saint Joseph's	1	4	
																		186	A	Col. of Charleston	2	0	
LAST 10 GAMES																							
						43	A	James Madison		3	2	124	H	Old Dominion		0	1						
						146	A	Northeastern		0	2	127	H	Elon		2	1						
						165	H	Delaware		5	1	79	A	Coastal Caro.		1	0						
						104	H	Hofstra		1	3	186	A	Col. of Charleston		2	0						
						5	A	Wake Forest		0	5	53	H	Loyola Maryland		2	0						

Non-Div. I Games:

William &amp; Mary

Average RPI Win:	122	WON-LOST	WINNING	LAST 10	STRENGTH OF	OPP. STRENGTH	TEAM	ADJ	CONF.	ADJ CONF.	
Average RPI Loss:	97	RECORD	PCT. RANK	GAMES	SCHEDULE	OF SCHEDULE	RPI	RPI	RPI	RPI	
DIV. I ONLY	7-7-2	.5	94	4-4-2	110	119	110	.46825	122	11	11
DIV. I NON-CONF.	5-5-2	.5	88	2-2-2	148	139	136	.46198	141	11	12
TOTALS	RPI 1-25	RPI 26-50	W-L RECORDS		RPI 51-100	RPI 101-150		RPI 100+			
7-7-2	0-1-0	1-1-0	OVERALL		2-2-1	2-2-0		4-3-1			
2-4-1	0-1-0	1-1-0	HOME		0-0-0	0-2-0		1-2-1			
4-3-1	0-0-0	0-0-0	AWAY		1-2-1	2-0-0		3-1-0			
1-0-0	0-0-0	0-0-0	NEUTRAL		1-0-0	0-0-0		0-0-0			
5-5-2	0-0-0	0-1-0	NON-CONFERENCE		1-2-1	2-2-0		4-2-1			
1-3-1	0-0-0	0-1-0	HOME		0-0-0	0-2-0		1-2-1			
3-2-1	0-0-0	0-0-	AWAY		0-2-1	2-0-0		3-0-0			
1-0-0	0-0-0	0-0-0	NEUTRAL		1-0-0	0-0-0		0-0-0			
2-2-0	0-1-0	1-0-0	CONFERENCE		1-0-0	0-0-0		0-1-0			
1-1-0	0-1-0	1-0-0	HOME		0-0-0	0-0-0		0-0-0			
1-1-0	0-0-0	0-0-0	AWAY		1-0-0	0-0-0		0-1-0			
0-0-0	0-0-0	0-0-0	NEUTRAL		0-0-0	0-0-0		0-0-0			
RPI S	Opponent	Score	RPI S	Opponent	Score	RPI S	Opponent	Score	RPI S	Opponent	Score
21 H	Central Ark.	1 2	41 H	Campbell	0 1	67 N	UNCW	4 2	110 A	North Florida	2 1
49 H	Appalachian St.	1 0	71 A	FGCU	1 5	112 H	Mercer	2 3	138 H	Jacksonville	0 1
			80 A	South Carolina	1 1	150 A	UAB	3 1	186 A	Col. of Charleston	2 0
			99 A	Stetson	1 2	189 H	Winthrop	1 1	191 H	Wofford	3 2
			100 A	Georgia St.	2 1	196 A	Howard	0 3			
			LAST 10 GAMES								
49 H	Appalachian St.	1 0	80 A	South Carolina	1 1	191 H	Wofford	3 2	138 H	Jacksonville	0 1
196 A	Howard	0 3	112 H	Mercer	2 3	150 A	UAB	3 1			
189 H	Winthrop	1 1									
21 H	Central Ark.	1 2									
100 A	Georgia St.	2 1									

Non-Div. I Games:

Ga. Southern

Average RPI Win:	161	WON-LOST	WINNING	LAST 10	STRENGTH OF	OPP. STRENGTH	TEAM	ADJ	CONF.	ADJ CONF.							
Average RPI Loss:	114	RECORD	PCT. RANK	GAMES	SCHEDULE	OF SCHEDULE	RPI	RPI	RPI	RPI							
DIV. I ONLY	7-5-2	.57143	71	5-4-1	164	178	120	.46778	123	20	21						
DIV. I NON-CONF.	4-1-1	.75	29	2-0-0	116	187	99	.49416	104	20	21						
<hr/>																	
TOTALS	RPI 1-25	RPI 26-50		W-L RECORDS		RPI 51-100		RPI 101-150		RPI 100+							
7-5-2	0-0-0	0-0-0		OVERALL		0-2-0		4-2-0		7-3-2							
5-2-2	0-0-0	0-0-0		HOME		0-1-0		4-1-0		5-1-2							
2-3-0	0-0-0	0-0-0		AWAY		0-1-0		0-1-0		2-2-0							
0-0-0	0-0-0	0-0-0		NEUTRAL		0-0-0		0-0-0		0-0-0							
<hr/>																	
4-1-1	0-0-0	0-0-0		NON-CONFERENCE		0-1-0		3-0-0		4-0-1							
3-0-1	0-0-0	0-0-0		HOME		0-0-0		3-0-0		3-0-1							
1-1-0	0-0-0	0-0-		AWAY		0-1-0		0-0-0		1-0-0							
0-0-0	0-0-0	0-0-0		NEUTRAL		0-0-0		0-0-0		0-0-0							
<hr/>																	
3-4-1	0-0-0	0-0-0		CONFERENCE		0-1-0		1-2-0		3-3-1							
2-2-1	0-0-0	0-0-0		HOME		0-1-0		1-1-0		2-1-1							
1-2-0	0-0-0	0-0-0		AWAY		0-0-0		0-1-0		1-2-0							
0-0-0	0-0-0	0-0-0		NEUTRAL		0-0-0		0-0-0		0-0-0							
<hr/>																	
RPI S	Opponent	Score	RPI S	Opponent	Score	RPI S	Opponent	Score	RPI S	Opponent	Score						
						69 H	Merrimack	0 1	102 H	Saint Francis (PA)	1 2						
						95 A	Saint Peter's	0 1	129 H	Manhattan	3 1						
									130 H	La Salle	3 0						
									137 H	Stony Brook	1 0						
									142 H	Bryant	3 0						
									145 A	Fairleigh Dickinson	3 4						
									154 H	Lafayette	0 0						
									157 A	Mt. St. Mary's	1 2						
									175 H	Sacred Heart	1 1						
									193 H	Robert Morris	5 0						
									196 A	Howard	1 0						
									199 A	Central Conn. St.	4 2						
						<hr/>											
									LAST 10 GAMES								
			175 H Sacred Heart			1 1	157 A Mt. St. Mary's			1 2							
			145 A Fairleigh Dickinson			3 4	102 H Saint Francis (PA)			1 2							
			193 H Robert Morris			5 0	199 A Central Conn. St.			4 2							
			142 H Bryant			3 0	129 H Manhattan			3 1							
			69 H Merrimack			0 1	196 A Howard			1 0							

Non-Div. I Games:

St. Francis Brooklyn

Average RPI Win:		107	WON-LOST RECORD		WINNING PCT. RANK		LAST 10 GAMES		STRENGTH OF SCHEDULE		OPP. STRENGTH OF SCHEDULE		TEAM RPI		ADJ RPI		CONF. RPI		ADJ CONF. RPI	
DIV. I ONLY			3-10-1		.25 189		3-7-0		31		100		133		.46627 124		7 7			
DIV. I NON-CONF.			2-6-0		.25 167		2-3-0		69		167		163		.44373 158		6 6			
TOTALS		RPI 1-25		RPI 26-50		W-L RECORDS		RPI 51-100		RPI 101-150		RPI 100+								
3-10-1		0-1-0		0-4-0		OVERALL		1-1-0		2-4-1		2-4-1								
1-5-1		0-1-0		0-1-0		HOME		0-0-0		1-3-1		1-3-1								
2-5-0		0-0-0		0-3-0		AWAY		1-1-0		1-1-0		1-1-0								
0-0-0		0-0-0		0-0-0		NEUTRAL		0-0-0		0-0-0		0-0-0								
2-6-0		0-0-0		0-1-0		NON-CONFERENCE		0-1-0		2-4-0		2-4-0								
1-3-0		0-0-0		0-0-0		HOME		0-0-0		1-3-0		1-3-0								
1-3-0		0-0-0		0-0-		AWAY		0-1-0		1-1-0		1-1-0								
0-0-0		0-0-0		0-0-0		NEUTRAL		0-0-0		0-0-0		0-0-0								
1-4-1		0-1-0		0-3-0		CONFERENCE		1-0-0		0-0-1		0-0-1								
0-2-1		0-1-0		0-1-0		HOME		0-0-0		0-0-1		0-0-1								
1-2-0		0-0-0		0-2-0		AWAY		1-0-0		0-0-0		0-0-0								
0-0-0		0-0-0		0-0-0		NEUTRAL		0-0-0		0-0-0		0-0-0								
RPI	S	Opponent		Score		RPI	S	Opponent		Score		RPI	S	Opponent		Score				
13	H	Kentucky		1 2		29	H	Marshall		1 4		67	A	UNCW		0 2				
						31	A	Charlotte		0 1		80	A	South Carolina		2 1				
						34	A	FIU		0 5				Saint Francis (PA)		0 2				
						45	A	Temple		0 1				ETSU		2 3				
														VCU		3 1				
														William & Mary		1 0				
														LIU Brooklyn		1 2				
														UNC Greensboro		1 3				
														UAB		1 1				
LAST 10 GAMES																				
136	A	UNC Greensboro		1 3		80	A	South Carolina		2 1										
31	A	Charlotte		0 1		45	A	Temple		0 1										
13	H	Kentucky		1 2		29	H	Marshall		1 4										
121	A	William & Mary		1 0		34	A	FIU		0 5										
67	A	UNCW		0 2		119	H	VCU		3 1										

**Non-Div. I Games:**

Old Dominion

Average RPI Win:		185	WON-LOST RECORD		WINNING PCT. RANK		LAST 10 GAMES		STRENGTH OF SCHEDULE		OPP. STRENGTH OF SCHEDULE		TEAM RPI		ADJ RPI		CONF. RPI		ADJ CONF. RPI	
DIV. I ONLY			5-7-4		.4375 120		4-4-2		90		189		136		.46613 125		21		19	
DIV. I NON-CONF.			2-3-2		.42857 127		1-0-0		26		177		89		.50824 88		17		17	
TOTALS		RPI 1-25		RPI 26-50		W-L RECORDS		RPI 51-100		RPI 101-150		RPI 100+								
5-7-4		0-1-0		0-0-0		OVERALL		0-4-2		0-2-2		5-2-2								
3-2-2		0-1-0		0-0-0		HOME		0-1-0		0-0-2		3-0-2								
2-5-2		0-0-0		0-0-0		AWAY		0-3-2		0-2-0		2-2-0								
0-0-0		0-0-0		0-0-0		NEUTRAL		0-0-0		0-0-0		0-0-0								
2-3-2		0-1-0		0-0-0		NON-CONFERENCE		0-2-1		0-0-1		2-0-1								
0-1-1		0-1-0		0-0-0		HOME		0-0-0		0-0-1		0-0-1								
2-2-1		0-0-0		0-0-		AWAY		0-2-1		0-0-0		2-0-0								
0-0-0		0-0-0		0-0-0		NEUTRAL		0-0-0		0-0-0		0-0-0								
3-4-2		0-0-0		0-0-0		CONFERENCE		0-2-1		0-2-1		3-2-1								
3-1-1		0-0-0		0-0-0		HOME		0-1-0		0-0-1		3-0-1								
0-3-1		0-0-0		0-0-0		AWAY		0-1-1		0-2-0		0-2-0								
0-0-0		0-0-0		0-0-0		NEUTRAL		0-0-0		0-0-0		0-0-0								
RPI	S	Opponent		Score		RPI	S	Opponent		Score		RPI	S	Opponent		Score				
17	H	New Hampshire		0 4								108	A	Marist		1 2				
								59 A Iona		0 0		129	A	Manhattan		0 3				
								61 A Yale		0 1		137	H	Stony Brook		2 2				
								74 A Rhode Island		1 1		140	H	Rider		0 0				
								84 A Hartford		0 2		168	A	Saint Joseph's		1 0				
								95 H Saint Peter's		3 4		174	A	Army West Point		1 0				
								96 A Quinnipiac		0 1		181	H	Siena		3 0				
												197	H	Monmouth		3 1				
												204	H	Canisius		1 0				
LAST 10 GAMES																				
		96 A Quinnipiac		0 1				108 A Marist		1 2										
		204 H Canisius		1 0				59 A Iona		0 0										
		181 H Siena		3 0				95 H Saint Peter's		3 4										
		129 A Manhattan		0 3				140 H Rider		0 0										
		197 H Monmouth		3 1				174 A Army West Point		1 0										

Non-Div. I Games:

Fairfield

Average RPI Win:		141	WON-LOST RECORD		WINNING PCT. RANK	LAST 10 GAMES	STRENGTH OF SCHEDULE		OPP. STRENGTH OF SCHEDULE	TEAM RPI	ADJ RPI	CONF. RPI	ADJ CONF. RPI						
Average RPI Loss:		86																	
DIV. I ONLY			7-9-0		.4375	120	6-4-0		123	102	126	.4656	126						
DIV. I NON-CONF.			1-5-0		.16667	185	0		66	31	86	.50987	84						
TOTALS		RPI 1-25		RPI 26-50		W-L RECORDS		RPI 51-100		RPI 101-150		RPI 100+							
7-9-0		0-2-0		0-1-0		OVERALL		2-3-0		2-1-0		5-3-0							
4-2-0		0-1-0		0-1-0		HOME		1-0-0		0-0-0		3-0-0							
3-6-0		0-1-0		0-0-0		AWAY		1-3-0		2-0-0		2-2-0							
0-1-0		0-0-0		0-0-0		NEUTRAL		0-0-0		0-1-0		0-1-0							
1-5-0		0-2-0		0-0-0		NON-CONFERENCE		1-2-0		0-1-0		0-1-0							
0-1-0		0-1-0		0-0-0		HOME		0-0-0		0-0-0		0-0-0							
1-3-0		0-1-0		0-0-		AWAY		1-2-0		0-0-0		0-0-0							
0-1-0		0-0-0		0-0-0		NEUTRAL		0-0-0		0-1-0		0-1-0							
6-4-0		0-0-0		0-1-0		CONFERENCE		1-1-0		2-0-0		5-2-0							
4-1-0		0-0-0		0-1-0		HOME		1-0-0		0-0-0		3-0-0							
2-3-0		0-0-0		0-0-0		AWAY		0-1-0		2-0-0		2-2-0							
0-0-0		0-0-0		0-0-0		NEUTRAL		0-0-0		0-0-0		0-0-0							
RPI	S	Opponent		Score		RPI	S	Opponent		Score		RPI	S	Opponent		Score			
18	H	Saint Mary's (CA)		2	3	44	H	Seattle U		2	3	54	A	Duke		1	2		
25	A	UC Davis		1	2							75	H	UTRGV		1	0		
												83	A	Sacramento St.		5	2		
												88	A	Utah Valley		0	2		
												93	A	Pacific		0	1		
												127	N	Elon		2	3		
												143	A	UMKC		2	1		
												148	A	Houston Baptist		2	0		
												160	A	Air Force		0	6		
												161	H	Grand Canyon		2	1		
												167	A	San Jose St.		2	3		
												177	H	UNLV		1	0		
												201	H	Incarnate Word		4	0		
LAST 10 GAMES																			
148 A Houston Baptist						2	0	160 A Air Force						0	6				
143 A UMKC						2	1	88 A Utah Valley						0	2				
75 H UTRGV						1	0	161 H Grand Canyon						2	1				
201 H Incarnate Word						4	0	177 H UNLV						1	0				
44 H Seattle U						2	3	167 A San Jose St.						2	3				

Non-Div. I Games:

CSU Bakersfield

Average RPI Win: 119		WON-LOST	WINNING	LAST 10	STRENGTH OF	OPP. STRENGTH	TEAM	ADJ	CONF.	ADJ CONF.					
Average RPI Loss: 90		RECORD	PCT. RANK	GAMES	SCHEDULE	OF SCHEDULE	RPI	RPI	RPI	RPI					
DIV. I ONLY		6-9-1	.40625	136	4-6-0	87	124	124	.46541	127	14	14			
DIV. I NON-CONF.		5-3-1	.61111	63	3-1-0	71	129	116	.48856	113	14	14			
-----															
TOTALS		RPI 1-25		RPI 26-50		W-L RECORDS		RPI 51-100		RPI 101-150		RPI 100+			
6-9-1		0-0-0		1-3-0		OVERALL		1-2-0		3-2-1		4-4-1			
4-4-0		0-0-0		1-2-0		HOME		1-1-0		2-0-0		2-1-0			
1-5-0		0-0-0		0-1-0		AWAY		0-1-0		0-2-0		1-3-0			
1-0-1		0-0-0		0-0-0		NEUTRAL		0-0-0		1-0-1		1-0-1			
5-3-1		0-0-0		1-2-0		NON-CONFERENCE		1-1-0		2-0-1		3-0-1			
3-2-0		0-0-0		1-1-0		HOME		1-1-0		1-0-0		1-0-0			
1-1-0		0-0-0		0-0-		AWAY		0-0-0		0-0-0		1-0-0			
1-0-1		0-0-0		0-0-0		NEUTRAL		0-0-0		1-0-1		1-0-1			
1-6-0		0-0-0		0-1-0		CONFERENCE		0-1-0		1-2-0		1-4-0			
1-2-0		0-0-0		0-1-0		HOME		0-0-0		1-0-0		1-1-0			
0-4-0		0-0-0		0-0-0		AWAY		0-1-0		0-2-0		0-3-0			
0-0-0		0-0-0		0-0-0		NEUTRAL		0-0-0		0-0-0		0-0-0			
RPI	S	Opponent	Score	RPI	S	Opponent	Score	RPI	S	Opponent	Score				
				27	A	NC State	2 3	54	H	Duke	3 2	104	A	Hofstra	2 3
				43	H	James Madison	0 6	67	A	UNCW	0 1	116	N	Furman	3 3
				49	H	Appalachian St.	1 0	73	H	Rutgers	0 1	121	A	William & Mary	1 2
				50	H	High Point	0 1					126	N	CSU Bakersfield	3 2
												136	H	UNC Greensboro	3 0
												146	H	Northeastern	3 1
												158	H	Drexel	1 2
												165	A	Delaware	2 3
												202	A	Liberty	2 0
-----															
LAST 10 GAMES															
				67	A	UNCW	0 1	121	A	William & Mary	1 2				
				27	A	NC State	2 3	158	H	Drexel	1 2				
				146	H	Northeastern	3 1	165	A	Delaware	2 3				
				54	H	Duke	3 2	136	H	UNC Greensboro	3 0				
				202	A	Liberty	2 0	104	A	Hofstra	2 3				

Non-Div. I Games:

Elon

Average RPI Win: 162		WON-LOST	WINNING	LAST 10	STRENGTH OF	OPP. STRENGTH	TEAM	ADJ	CONF.	ADJ CONF.			
Average RPI Loss: 84		RECORD	PCT. RANK	GAMES	SCHEDULE	OF SCHEDULE	RPI	RPI	RPI	RPI			
DIV. I ONLY		7-7-1	.5	94	5-4-1	161	88	125	.46508	128	12	12	
DIV. I NON-CONF.		3-3-0	.5	88	1-0-0	138	164	132	.46877	135	12	11	
<hr/>													
TOTALS		RPI 1-25		RPI 26-50		W-L RECORDS		RPI 51-100		RPI 101-150		RPI 100+	
7-7-1		0-1-0		0-2-1		OVERALL		0-1-0		2-1-0		7-3-0	
4-3-0		0-0-0		0-1-0		HOME		0-0-0		1-1-0		4-2-0	
3-4-1		0-1-0		0-1-1		AWAY		0-1-0		1-0-0		3-1-0	
0-0-0		0-0-0		0-0-0		NEUTRAL		0-0-0		0-0-0		0-0-0	
3-3-0		0-0-0		0-1-0		NON-CONFERENCE		0-1-0		1-0-0		3-1-0	
2-1-0		0-0-0		0-0-0		HOME		0-0-0		1-0-0		2-1-0	
1-2-0		0-0-0		0-0-		AWAY		0-1-0		0-0-0		1-0-0	
0-0-0		0-0-0		0-0-0		NEUTRAL		0-0-0		0-0-0		0-0-0	
4-4-1		0-1-0		0-1-1		CONFERENCE		0-0-0		1-1-0		4-2-0	
2-2-0		0-0-0		0-1-0		HOME		0-0-0		0-1-0		2-1-0	
2-2-1		0-1-0		0-0-1		AWAY		0-0-0		1-0-0		2-1-0	
0-0-0		0-0-0		0-0-0		NEUTRAL		0-0-0		0-0-0		0-0-0	
RPI	S	Opponent		Score	RPI	S	Opponent		Score	RPI	S	Opponent	Score
11	A	Missouri St.		1 3	38	A	Loyola Chicago		3 3	52	A	DePaul	0 3
					38	H	Loyola Chicago		1 2				
					48	A	Oral Roberts		1 4				

Non-Div. I Games:

Drake



Average RPI Win:		159	WON-LOST RECORD		WINNING PCT. RANK		LAST 10 GAMES		STRENGTH OF SCHEDULE		OPP. STRENGTH OF SCHEDULE		TEAM RPI		ADJ RPI		CONF. RPI		ADJ CONF. RPI					
DIV. I ONLY			6-9-0		.4		139		6-4-0		109		136		143		.46473		129		21		19	
DIV. I NON-CONF.			1-5-0		.16667		185		1-0-0		78		45		105		.49494		101		17		17	
TOTALS		RPI 1-25		RPI 26-50		W-L RECORDS		RPI 51-100		RPI 101-150		RPI 100+												
6-9-0		0-1-0		0-0-0		OVERALL		1-5-0		1-3-0		5-3-0												
4-1-0		0-0-0		0-0-0		HOME		1-0-0		1-1-0		3-1-0												
2-8-0		0-1-0		0-0-0		AWAY		0-5-0		0-2-0		2-2-0												
0-0-0		0-0-0		0-0-0		NEUTRAL		0-0-0		0-0-0		0-0-0												
1-5-0		0-1-0		0-0-0		NON-CONFERENCE		0-3-0		0-1-0		1-1-0												
0-0-0		0-0-0		0-0-0		HOME		0-0-0		0-0-0		0-0-0												
1-5-0		0-1-0		0-0-		AWAY		0-3-0		0-1-0		1-1-0												
0-0-0		0-0-0		0-0-0		NEUTRAL		0-0-0		0-0-0		0-0-0												
5-4-0		0-0-0		0-0-0		CONFERENCE		1-2-0		1-2-0		4-2-0												
4-1-0		0-0-0		0-0-0		HOME		1-0-0		1-1-0		3-1-0												
1-3-0		0-0-0		0-0-0		AWAY		0-2-0		0-1-0		1-1-0												
0-0-0		0-0-0		0-0-0		NEUTRAL		0-0-0		0-0-0		0-0-0												
RPI	S	Opponent		Score		RPI	S	Opponent		Score		RPI	S	Opponent		Score								
4	A	St. John's (NY)		0 3								57	A	Lehigh		0 1								
												59	A	Iona		1 2								
												73	A	Rutgers		0 1								
												95	A	Saint Peter's		1 2								
												96	H	Quinnipiac		1 0								
												98	A	UConn		0 2								
												108	H	Marist		2 3								
												123	A	St. Francis Brooklyn		1 3								
												125	H	Fairfield		3 0								
												140	A	Rider		2 3								
												159	A	Fordham		2 1								
												170	H	Niagara		1 0								
												197	H	Monmouth		1 0								
												204	A	Canisius		2 1								
						LAST 10 GAMES																		
						170	H	Niagara		1 0		140	A	Rider		2 3								
						95	A	Saint Peter's		1 2		59	A	Iona		1 2								
						204	A	Canisius		2 1		96	H	Quinnipiac		1 0								
						125	H	Fairfield		3 0		197	H	Monmouth		1 0								
						108	H	Marist		2 3		159	A	Fordham		2 1								

Non-Div. I Games:

Manhattan

Average RPI Win:	162	WON-LOST RECORD	WINNING PCT. RANK	LAST 10 GAMES	STRENGTH OF SCHEDULE	OPP. STRENGTH OF SCHEDULE	TEAM RPI	ADJ RPI	CONF. RPI	ADJ CONF. RPI	
DIV. I ONLY		8-8-1	.5 94	5-4-1	108	203	118	.4633 130	18	20	
DIV. I NON-CONF.		4-4-1	.5 88	1-1-1	79	199	98	.4903 108	18	18	
<hr/>											
TOTALS	RPI 1-25	RPI 26-50		W-L RECORDS		RPI 51-100		RPI 101-150		RPI 100+	
8-8-1	0-0-0	0-1-0		OVERALL		1-2-0		1-2-1		7-5-1	
5-4-1	0-0-0	0-1-0		HOME		1-1-0		1-0-1		4-2-1	
3-4-0	0-0-0	0-0-0		AWAY		0-1-0		0-2-0		3-3-0	
0-0-0	0-0-0	0-0-0		NEUTRAL		0-0-0		0-0-0		0-0-0	
<hr/>											
4-4-1	0-0-0	0-0-0		NON-CONFERENCE		1-1-0		1-2-1		3-3-1	
3-2-1	0-0-0	0-0-0		HOME		1-1-0		1-0-1		2-1-1	
1-2-0	0-0-0	0-0-		AWAY		0-0-0		0-2-0		1-2-0	
0-0-0	0-0-0	0-0-0		NEUTRAL		0-0-0		0-0-0		0-0-0	
<hr/>											
4-4-0	0-0-0	0-1-0		CONFERENCE		0-1-0		0-0-0		4-2-0	
2-2-0	0-0-0	0-1-0		HOME		0-0-0		0-0-0		2-1-0	
2-2-0	0-0-0	0-0-0		AWAY		0-1-0		0-0-0		2-1-0	
0-0-0	0-0-0	0-0-0		NEUTRAL		0-0-0		0-0-0		0-0-0	
<hr/>											
RPI S	Opponent	Score	RPI S	Opponent	Score	RPI S	Opponent	Score	RPI S	Opponent	Score
			46 H	Saint Louis	0 2	58 H	Villanova	1 2	123 A	St. Francis Brooklyn	0 3
						59 H	Iona	2 1	131 H	NJIT	2 2
						74 A	Rhode Island	2 3	133 H	LIU Brooklyn	1 0
									140 A	Rider	0 2
									154 H	Lafayette	0 3
									155 H	Massachusetts	2 3
									159 A	Fordham	1 2
									164 H	Duquesne	2 1
									168 H	Saint Joseph's	2 0
									188 A	St. Bonaventure	2 0
									193 H	Robert Morris	3 1
									195 A	George Mason	2 0
									196 A	Howard	1 0
<hr/>											
LAST 10 GAMES											
			188 A	St. Bonaventure	2 0	74 A	Rhode Island	2 3			
			155 H	Massachusetts	2 3	168 H	Saint Joseph's	2 0			
			195 A	George Mason	2 0	131 H	NJIT	2 2			
			58 H	Villanova	1 2	164 H	Duquesne	2 1			
			46 H	Saint Louis	0 2	196 A	Howard	1 0			

**Non-Div. I Games:**

La Salle

Average RPI Win: 146		WON-LOST RECORD	WINNING PCT. RANK		LAST 10 GAMES	STRENGTH OF SCHEDULE	OPP. STRENGTH OF SCHEDULE	TEAM RPI	ADJ RPI	CONF. RPI	ADJ CONF. RPI	
Average RPI Loss: 94												
DIV. I ONLY		8-4-4	.625	53	6-3-1	204	105	135	.46249	131	15	15
DIV. I NON-CONF.		3-3-4	.5	88	1-2-1	201	123	153	.44846	152	15	16
TOTALS		RPI 1-25		RPI 26-50		W-L RECORDS		RPI 51-100		RPI 101-150		RPI 100+
8-4-4		0-0-0		0-0-0		OVERALL		1-3-0		4-1-1		7-1-4
4-1-2		0-0-0		0-0-0		HOME		0-1-0		2-0-0		4-0-2
4-3-2		0-0-0		0-0-0		AWAY		1-2-0		2-1-1		3-1-2
0-0-0		0-0-0		0-0-0		NEUTRAL		0-0-0		0-0-0		0-0-0
3-3-4		0-0-0		0-0-0		NON-CONFERENCE		0-2-0		1-1-1		3-1-4
1-1-2		0-0-0		0-0-0		HOME		0-1-0		0-0-0		1-0-2
2-2-2		0-0-0		0-0-		AWAY		0-1-0		1-1-1		2-1-2
0-0-0		0-0-0		0-0-0		NEUTRAL		0-0-0		0-0-0		0-0-0
5-1-0		0-0-0		0-0-0		CONFERENCE		1-1-0		3-0-0		4-0-0
3-0-0		0-0-0		0-0-0		HOME		0-0-0		2-0-0		3-0-0
2-1-0		0-0-0		0-0-0		AWAY		1-1-0		1-0-0		1-0-0
0-0-0		0-0-0		0-0-0		NEUTRAL		0-0-0		0-0-0		0-0-0
RPI	S	Opponent	Score	RPI	S	Opponent	Score	RPI	S	Opponent	Score	
								53	A	Loyola Maryland	1 4	
								71	A	FGCU	2 1	
								77	H	Seton Hall	1 4	
								99	A	Stetson	0 1	

Non-Div. I Games:

NJIT

Average RPI Win: 109		WON-LOST	WINNING	LAST 10	STRENGTH OF		OPP. STRENGTH	TEAM	ADJ	CONF.	ADJ CONF.
Average RPI Loss: 77		RECORD	PCT. RANK	GAMES	SCHEDULE		OF SCHEDULE	RPI	RPI	RPI	RPI
DIV. I ONLY		5-10-1	.34375	158	4-5-1		80	80	131	.46222	132
DIV. I NON-CONF.		4-6-0	.4	135	3-1-0		107	154	154	.44638	154
TOTALS		RPI 1-25	RPI 26-50		W-L RECORDS		RPI 51-100		RPI 101-150		RPI 100+
5-10-1	0-1-0	1-3-1		OVERALL		1-3-0		2-2-0		3-3-0	
3-6-0	0-1-0	1-1-0		HOME		0-2-0		1-2-0		2-2-0	
2-4-1	0-0-0	0-2-1		AWAY		1-1-0		1-0-0		1-1-0	
0-0-0	0-0-0	0-0-0		NEUTRAL		0-0-0		0-0-0		0-0-0	
4-6-0	0-0-0	1-1-0		NON-CONFERENCE		0-2-0		2-2-0		3-3-0	
3-3-0	0-0-0	1-0-0		HOME		0-1-0		1-2-0		2-2-0	
1-3-0	0-0-0	0-0-		AWAY		0-1-0		1-0-0		1-1-0	
0-0-0	0-0-0	0-0-0		NEUTRAL		0-0-0		0-0-0		0-0-0	
1-4-1	0-1-0	0-2-1		CONFERENCE		1-1-0		0-0-0		0-0-0	
0-3-0	0-1-0	0-1-0		HOME		0-1-0		0-0-0		0-0-0	
1-1-1	0-0-0	0-1-1		AWAY		1-0-0		0-0-0		0-0-0	
0-0-0	0-0-0	0-0-0		NEUTRAL		0-0-0		0-0-0		0-0-0	
RPI S	Opponent	Score	RPI S	Opponent	Score	RPI S	Opponent	Score	RPI S	Opponent	Score
10 H	SMU	1 <b>7</b>	26 H	Memphis	1 <b>3</b>	56 H	Xavier	1 <b>2</b>	103 H	West Virginia	1 <b>2</b>
			33 H	Albany (NY)	2 1	85 A	Tulsa	1 0	109 H	Cleveland St.	3 2
			35 A	Western Mich.	1 <b>5</b>	92 A	Wright St.	0 <b>2</b>	111 A	Bowling Green	4 3
			42 A	South Fla.	0 <b>4</b>	98 H	UConn	0 <b>2</b>	112 H	Mercer	0 <b>2</b>
			45 A	Temple	1 <b>1</b>				194 A	IUPUI	0 <b>1</b>
									205 H	Purdue Fort Wayne	5 0
LAST 10 GAMES											
			42 A	South Fla.	0 <b>4</b>	109 H	Cleveland St.	3 2			
			10 H	SMU	1 <b>7</b>	45 A	Temple	1 <b>1</b>			
			194 A	IUPUI	0 <b>1</b>	205 H	Purdue Fort Wayne	5 0			
			85 A	Tulsa	1 0	26 H	Memphis	1 <b>3</b>			
			98 H	UConn	0 <b>2</b>	111 A	Bowling Green	4 3			

Non-Div. I Games:

Cincinnati

L  
I  
U  
B  
r  
o  
o  
k  
l  
y  
n

LIU Brooklyn

[illegible]

**Non-Div. I Games:**

Gardner-Webb

Average RPI Win: 137		WON-LOST RECORD		WINNING PCT. RANK		LAST 10 GAMES		STRENGTH OF SCHEDULE		OPP. STRENGTH OF SCHEDULE		TEAM RPI		ADJ RPI		CONF. RPI		ADJ CONF. RPI	
DIV. I ONLY		3-10-1		.25 189		3-6-1		61		65		153		.45991 135		8		8	
DIV. I NON-CONF.		1-7-1		.16667 185		1-3-1		112		52		169		.43821 161		8		8	
TOTALS		RPI 1-25		RPI 26-50		W-L RECORDS		RPI 51-100		RPI 101-150		RPI 100+							
3-10-1		0-4-0		0-0-1		OVERALL		1-4-0		0-2-0		2-2-0							
1-3-0		0-2-0		0-0-0		HOME		0-1-0		0-0-0		1-0-0							
2-7-1		0-2-0		0-0-1		AWAY		1-3-0		0-2-0		1-2-0							
0-0-0		0-0-0		0-0-0		NEUTRAL		0-0-0		0-0-0		0-0-0							
1-7-1		0-2-0		0-0-1		NON-CONFERENCE		0-3-0		0-2-0		1-2-0							
0-2-0		0-1-0		0-0-0		HOME		0-1-0		0-0-0		0-0-0							
1-5-1		0-1-0		0-1-		AWAY		0-2-0		0-2-0		1-2-0							
0-0-0		0-0-0		0-0-0		NEUTRAL		0-0-0		0-0-0		0-0-0							
2-3-0		0-2-0		0-0-0		CONFERENCE		1-1-0		0-0-0		1-0-0							
1-1-0		0-1-0		0-0-0		HOME		0-0-0		0-0-0		1-0-0							
1-2-0		0-1-0		0-0-0		AWAY		1-1-0		0-0-0		0-0-0							
0-0-0		0-0-0		0-0-0		NEUTRAL		0-0-0		0-0-0		0-0-0							
RPI S	Opponent		Score		RPI S	Opponent		Score		RPI S	Opponent		Score		RPI S	Opponent		Score	
7 A	Washington		0	4	37 A	UC Irvine		2	2	64 A	San Diego		2	1	108 A	Marist		1	2
18 H	Saint Mary's (CA)		0	3						70 A	Portland		0	3	145 A	Fairleigh Dickinson		1	3
20 A	LMU (CA)		0	1						83 H	Sacramento St.		1	2	156 H	San Francisco		2	1
24 H	UC Santa Barbara		0	1						85 A	Tulsa		0	1	190 A	California Baptist		2	0
										94 A	Cal Poly		1	3					
LAST 10 GAMES																			
18 H	Saint Mary's (CA)		0	3	20 A	LMU (CA)		0	1										
70 A	Portland		0	3	37 A	UC Irvine		2	2										
64 A	San Diego		2	1	190 A	California Baptist		2	0										
156 H	San Francisco		2	1	94 A	Cal Poly		1	3										
7 A	Washington		0	4	24 H	UC Santa Barbara		0	1										

Non-Div. I Games:

Gonzaga

Average RPI Win:		167	WON-LOST RECORD		WINNING PCT. RANK		LAST 10 GAMES		STRENGTH OF SCHEDULE		OPP. STRENGTH OF SCHEDULE		TEAM RPI		ADJ RPI		CONF. RPI		ADJ CONF. RPI					
Average RPI Loss:		75																						
DIV. I ONLY			8-8-1		.5		94		6-3-1		170		150		145		.45982		136		24		24	
DIV. I NON-CONF.			3-7-1		.31818		159		1-2-1		136		100		122		.48063		123		24		24	
TOTALS		RPI 1-25		RPI 26-50		W-L RECORDS		RPI 51-100		RPI 101-150		RPI 100+												
8-8-1		0-1-0		0-4-0		OVERALL		0-0-0		3-2-0		8-3-1												
5-2-0		0-0-0		0-2-0		HOME		0-0-0		2-0-0		5-0-0												
3-6-1		0-1-0		0-2-0		AWAY		0-0-0		1-2-0		3-3-1												
0-0-0		0-0-0		0-0-0		NEUTRAL		0-0-0		0-0-0		0-0-0												
3-7-1		0-1-0		0-4-0		NON-CONFERENCE		0-0-0		1-1-0		3-2-1												
2-2-0		0-0-0		0-2-0		HOME		0-0-0		1-0-0		2-0-0												
1-5-1		0-1-0		0-0-		AWAY		0-0-0		0-1-0		1-2-1												
0-0-0		0-0-0		0-0-0		NEUTRAL		0-0-0		0-0-0		0-0-0												
5-1-0		0-0-0		0-0-0		CONFERENCE		0-0-0		2-1-0		5-1-0												
3-0-0		0-0-0		0-0-0		HOME		0-0-0		1-0-0		3-0-0												
2-1-0		0-0-0		0-0-0		AWAY		0-0-0		1-1-0		2-1-0												
0-0-0		0-0-0		0-0-0		NEUTRAL		0-0-0		0-0-0		0-0-0												
RPI	S	Opponent		Score		RPI	S	Opponent		Score		RPI	S	Opponent		Score								
6	A	Clemson		1	2	39	H	North Carolina		0	1			112	H	Mercer		2	0					
						41	A	Campbell		0	2			115	A	ETSU		1	0					
						49	H	Appalachian St.		2	4			116	A	Furman		0	1					
						50	A	High Point		0	1			124	H	Old Dominion		3	1					
														127	A	Elon		0	3					
														163	A	Davidson		1	1					
														173	A	Radford		3	4					
														184	H	George Washington		2	0					
														191	H	Wofford		3	0					
														200	A	UNC Asheville		5	1					
														203	A	Belmont		2	1					
														206	H	VMI		4	0					
LAST 10 GAMES																								
						124	H	Old Dominion		3	1	203	A	Belmont		2	1							
						112	H	Mercer		2	0	206	H	VMI		4	0							
						115	A	ETSU		1	0	50	A	High Point		0	1							
						116	A	Furman		0	1	163	A	Davidson		1	1							
						191	H	Wofford		3	0	127	A	Elon		0	3							

Non-Div. I Games:

UNC Greensboro



Average RPI Win:	119	WON-LOST RECORD	WINNING PCT. RANK	LAST 10 GAMES	STRENGTH OF SCHEDULE	OPP. STRENGTH OF SCHEDULE	TEAM RPI	ADJ RPI	CONF. RPI	ADJ CONF. RPI							
DIV. I ONLY		4-10-2	.3125	168	2-7-1	42	158	128	.45934	137	9	10					
DIV. I NON-CONF.		3-5-2	.4	135	1-2-1	84	176	156	.44211	159	13	13					
<hr/>																	
TOTALS	RPI 1-25	RPI 26-50		W-L RECORDS		RPI 51-100		RPI 101-150		RPI 100+							
4-10-2	0-2-0	1-0-0		OVERALL		0-3-0		1-4-1		3-5-2							
3-5-0	0-1-0	1-0-0		HOME		0-2-0		0-2-0		2-2-0							
1-5-2	0-1-0	0-0-0		AWAY		0-1-0		1-2-1		1-3-2							
0-0-0	0-0-0	0-0-0		NEUTRAL		0-0-0		0-0-0		0-0-0							
<hr/>																	
3-5-2	0-1-0	0-0-0		NON-CONFERENCE		0-1-0		1-2-1		3-3-2							
2-2-0	0-1-0	0-0-0		HOME		0-0-0		0-1-0		2-1-0							
1-3-2	0-0-0	0-0-		AWAY		0-1-0		1-1-1		1-2-2							
0-0-0	0-0-0	0-0-0		NEUTRAL		0-0-0		0-0-0		0-0-0							
<hr/>																	
1-5-0	0-1-0	1-0-0		CONFERENCE		0-2-0		0-2-0		0-2-0							
1-3-0	0-0-0	1-0-0		HOME		0-2-0		0-1-0		0-1-0							
0-2-0	0-1-0	0-0-0		AWAY		0-0-0		0-1-0		0-1-0							
0-0-0	0-0-0	0-0-0		NEUTRAL		0-0-0		0-0-0		0-0-0							
<hr/>																	
RPI	S	Opponent	Score		RPI	S	Opponent	Score		RPI	S	Opponent	Score				
9	H	Penn St.	1	4	33	H	Albany (NY)	3	2	60	H	Vermont	0	1			
17	A	New Hampshire	0	1						61	A	Yale	0	2			
										84	H	Hartford	0	1			
													104	A	Hofstra	2	1
													106	A	UMass Lowell	1	2
													123	A	St. Francis Brooklyn	0	1
													125	A	Fairfield	2	2
													140	H	Rider	1	2
													147	H	Binghamton	2	3
													154	A	Lafayette	0	0
													159	H	Fordham	1	0
													168	A	Saint Joseph's	0	3
													181	H	Siena	2	1
<hr/>																	
LAST 10 GAMES																	
106 A UMass Lowell					1	2	17 A New Hampshire					0	1				
33 H Albany (NY)					3	2	159 H Fordham					1	0				
147 H Binghamton					2	3	60 H Vermont					0	1				
154 A Lafayette					0	0	140 H Rider					1	2				
84 H Hartford					0	1	61 A Yale					0	2				

**Non-Div. I Games:**

Stony Brook

Average RPI Win:	121	WON-LOST	WINNING	LAST 10	STRENGTH OF	OPP. STRENGTH	TEAM	ADJ	CONF.	ADJ CONF.	
Average RPI Loss:	110	RECORD	PCT. RANK	GAMES	SCHEDULE	OF SCHEDULE	RPI	RPI	RPI	RPI	
DIV. I ONLY	5-7-2	.42857	127	3-6-1	107	108	132	.45829	138	15	15
DIV. I NON-CONF.	5-2-1	.6875	47	3-1-0	62	99	103	.49679	98	15	16
TOTALS	RPI 1-25	RPI 26-50	W-L RECORDS	RPI 51-100	RPI 101-150	RPI 100+					
5-7-2	0-0-0	0-1-1	OVERALL	1-2-1	3-3-0	4-4-0					
2-2-2	0-0-0	0-0-1	HOME	0-0-1	1-1-0	2-2-0					
3-5-0	0-0-0	0-1-0	AWAY	1-2-0	2-2-0	2-2-0					
0-0-0	0-0-0	0-0-0	NEUTRAL	0-0-0	0-0-0	0-0-0					
5-2-1	0-0-0	0-1-1	NON-CONFERENCE	1-1-0	3-0-0	4-0-0					
2-0-1	0-0-0	0-0-1	HOME	0-0-0	1-0-0	2-0-0					
3-2-0	0-0-0	0-0-	AWAY	1-1-0	2-0-0	2-0-0					
0-0-0	0-0-0	0-0-0	NEUTRAL	0-0-0	0-0-0	0-0-0					
0-5-1	0-0-0	0-0-0	CONFERENCE	0-1-1	0-3-0	0-4-0					
0-2-1	0-0-0	0-0-0	HOME	0-0-1	0-1-0	0-2-0					
0-3-0	0-0-0	0-0-0	AWAY	0-1-0	0-2-0	0-2-0					
0-0-0	0-0-0	0-0-0	NEUTRAL	0-0-0	0-0-0	0-0-0					
RPI S	Opponent	Score	RPI S	Opponent	Score	RPI S	Opponent	Score	RPI S	Opponent	Score
			34 H	FIU	3 3	63 A	Fla. Atlantic	1 2	108 H	Marist	2 1
			42 A	South Fla.	1 4	71 A	FGCU	2 4	110 H	North Florida	0 2
						80 A	South Carolina	3 2	112 A	Mercer	2 1
						99 H	Stetson	1 1	122 A	Ga. Southern	1 0
									131 A	NJIT	0 5
									149 A	Lipscomb	0 1
									182 H	Presbyterian	2 1
									202 H	Liberty	0 1
			LAST 10 GAMES								
			131 A	NJIT	0 5	110 H	North Florida	0 2			
			202 H	Liberty	0 1	122 A	Ga. Southern	1 0			
			80 A	South Carolina	3 2	99 H	Stetson	1 1			
			42 A	South Fla.	1 4	149 A	Lipscomb	0 1			
			71 A	FGCU	2 4	112 A	Mercer	2 1			

Non-Div. I Games:

Jacksonville

Average RPI Win:	157	WON-LOST	WINNING	LAST 10	STRENGTH OF	OPP. STRENGTH	TEAM	ADJ	CONF.	ADJ CONF.	
Average RPI Loss:	75	RECORD	PCT. RANK	GAMES	SCHEDULE	OF SCHEDULE	RPI	RPI	RPI	RPI	
DIV. I ONLY	3-11-1	.23333	192	3-7-0	17	179	139	.45783	139	12	12
DIV. I NON-CONF.	0-5-1	.08333	200	0-2-0	2	200	94	.49976	95	12	11
<hr/>											
TOTALS	RPI 1-25	RPI 26-50		W-L RECORDS	RPI 51-100		RPI 101-150		RPI 100+		
3-11-1	0-3-0	0-3-0		OVERALL	0-1-0		1-1-0		3-4-1		
1-3-0	0-1-0	0-0-0		HOME	0-0-0		0-1-0		1-2-0		
2-8-1	0-2-0	0-3-0		AWAY	0-1-0		1-0-0		2-2-1		
0-0-0	0-0-0	0-0-0		NEUTRAL	0-0-0		0-0-0		0-0-0		
0-5-1	0-1-0	0-2-0		NON-CONFERENCE	0-1-0		0-0-0		0-1-1		
0-0-0	0-0-0	0-0-0		HOME	0-0-0		0-0-0		0-0-0		
0-5-1	0-1-0	0-0-		AWAY	0-1-0		0-0-0		0-1-1		
0-0-0	0-0-0	0-0-0		NEUTRAL	0-0-0		0-0-0		0-0-0		
3-6-0	0-2-0	0-1-0		CONFERENCE	0-0-0		1-1-0		3-3-0		
1-3-0	0-1-0	0-0-0		HOME	0-0-0		0-1-0		1-2-0		
2-3-0	0-1-0	0-1-0		AWAY	0-0-0		1-0-0		2-1-0		
0-0-0	0-0-0	0-0-0		NEUTRAL	0-0-0		0-0-0		0-0-0		
RPI S	Opponent	Score	RPI S	Opponent	Score	RPI S	Opponent	Score	RPI S	Opponent	Score
10 A	SMU	0 6	38 A	Loyola Chicago	0 2	78 A	SIUE	0 3	128 A	Drake	3 1
11 A	Missouri St.	1 3	47 A	UIC	1 5				128 H	Drake	0 2
11 H	Missouri St.	2 3	48 A	Oral Roberts	1 2				151 A	Bradley	0 1
									151 H	Bradley	1 2
									152 A	Milwaukee	0 2
									166 A	Green Bay	1 1
									172 A	Evansville	1 0
									172 H	Evansville	2 1
			LAST 10 GAMES								
			172 A	Evansville	1 0	38 A	Loyola Chicago	0 2			
			11 H	Missouri St.	2 3	78 A	SIUE	0 3			
			151 A	Bradley	0 1	151 H	Bradley	1 2			
			128 A	Drake	3 1	128 H	Drake	0 2			
			152 A	Milwaukee	0 2	172 H	Evansville	2 1			

Non-Div. I Games: Ind.-Northwest 8 2

Valparaiso

Average RPI Win: 143		WON-LOST RECORD	WINNING PCT. RANK		LAST 10 GAMES	STRENGTH OF SCHEDULE	OPP. STRENGTH OF SCHEDULE	TEAM RPI	ADJ RPI		CONF. RPI	ADJ CONF. RPI
Average RPI Loss: 108												
DIV. I ONLY		7-6-2	.53333	85	5-3-2	177	148	141	.45734	140	21	19
DIV. I NON-CONF.		3-3-0	.5	88	1-0-0	133	109	111	.48965	111	17	17
TOTALS		RPI 1-25		RPI 26-50		W-L RECORDS		RPI 51-100		RPI 101-150		RPI 100+
7-6-2	0-0-0			0-0-0		OVERALL		1-3-0		3-2-1		6-3-2
3-1-1	0-0-0			0-0-0		HOME		0-0-0		2-1-0		3-1-1
4-5-1	0-0-0			0-0-0		AWAY		1-3-0		1-1-1		3-2-1
0-0-0	0-0-0			0-0-0		NEUTRAL		0-0-0		0-0-0		0-0-0
3-3-0	0-0-0			0-0-0		NON-CONFERENCE		0-2-0		2-1-0		3-1-0
1-0-0	0-0-0			0-0-0		HOME		0-0-0		1-0-0		1-0-0
2-3-0	0-0-0			0-0-		AWAY		0-2-0		1-1-0		2-1-0
0-0-0	0-0-0			0-0-0		NEUTRAL		0-0-0		0-0-0		0-0-0
4-3-2	0-0-0			0-0-0		CONFERENCE		1-1-0		1-1-1		3-2-2
2-1-1	0-0-0			0-0-0		HOME		0-0-0		1-1-0		2-1-1
2-2-1	0-0-0			0-0-0		AWAY		1-1-0		0-0-1		1-1-1
0-0-0	0-0-0			0-0-0		NEUTRAL		0-0-0		0-0-0		0-0-0
RPI	S	Opponent	Score	RPI	S	Opponent	Score	RPI	S	Opponent	Score	
						59 A Iona	2 1	102 A Saint Francis (PA)			0 4	
						72 A Princeton	1 2	108 H Marist			1 2	
						95 A Saint Peter's	1 2	125 A Fairfield			0 0	
						98 A UConn	0 2	129 H Manhattan			3 2	
								130 H La Salle			2 0	
								137 A Stony Brook			2 1	
								159 A Fordham			2 0	
								170 A Niagara			1 2	
								181 A Siena			1 0	
								197 H Monmouth			2 2	
								204 H Canisius			3 1	
LAST 10 GAMES												
						59 A Iona	2 1	197 H Monmouth			2 2	
						108 H Marist	1 2	95 A Saint Peter's			1 2	
						181 A Siena	1 0	204 H Canisius			3 1	
						170 A Niagara	1 2	125 A Fairfield			0 0	
						129 H Manhattan	3 2	137 A Stony Brook			2 1	

Non-Div. I Games:

Rider

Average RPI Win: 160		WON-LOST	WINNING	LAST 10	STRENGTH OF		OPP. STRENGTH	TEAM	ADJ	CONF.	ADJ CONF.
Average RPI Loss: 78		RECORD	PCT. RANK	GAMES	SCHEDULE		OF SCHEDULE	RPI	RPI	RPI	RPI
DIV. I ONLY		4-6-4	.42857	127	4-4-2		122	117	152	.45558	141
DIV. I NON-CONF.		3-4-2	.44444	121	3-2-0		174	108	171	.43137	166
TOTALS		RPI 1-25	RPI 26-50		W-L RECORDS		RPI 51-100		RPI 101-150		RPI 100+
4-6-4	0-1-0	0-0-0		OVERALL		1-3-2		0-2-0		3-2-2	
3-3-2	0-1-0	0-0-0		HOME		0-1-1		0-1-0		3-1-1	
1-3-2	0-0-0	0-0-0		AWAY		1-2-1		0-1-0		0-1-1	
0-0-0	0-0-0	0-0-0		NEUTRAL		0-0-0		0-0-0		0-0-0	
3-4-2	0-1-0	0-0-0		NON-CONFERENCE		1-1-0		0-2-0		2-2-2	
2-2-1	0-1-0	0-0-0		HOME		0-0-0		0-1-0		2-1-1	
1-2-1	0-0-0	0-0-0		AWAY		1-1-0		0-1-0		0-1-1	
0-0-0	0-0-0	0-0-0		NEUTRAL		0-0-0		0-0-0		0-0-0	
1-2-2	0-0-0	0-0-0		CONFERENCE		0-2-2		0-0-0		1-0-0	
1-1-1	0-0-0	0-0-0		HOME		0-1-1		0-0-0		1-0-0	
0-1-1	0-0-0	0-0-0		AWAY		0-1-1		0-0-0		0-0-0	
0-0-0	0-0-0	0-0-0		NEUTRAL		0-0-0		0-0-0		0-0-0	
RPI S	Opponent	Score		RPI S	Opponent	Score		RPI S	Opponent	Score	
4 H	St. John's (NY)	1	5					51 A	Creighton	1	3
								61 H	Yale	0	2
								72 A	Princeton	1	2
								82 A	Dartmouth	0	0
								91 H	Penn	1	1
								98 A	UConn	3	2
								133 H	LIU Brooklyn	1	3
								147 A	Binghamton	1	2
								159 H	Fordham	1	0
								162 A	Omaha	1	1
								174 H	Army West Point	1	1
								187 H	Brown	3	2
								197 H	Monmouth	2	0
LAST 10 GAMES											
61 H	Yale	0	2	147 A	Binghamton	1	2				
159 H	Fordham	1	0	187 H	Brown	3	2				
82 A	Dartmouth	0	0	197 H	Monmouth	2	0				
72 A	Princeton	1	2	133 H	LIU Brooklyn	1	3				
91 H	Penn	1	1	98 A	UConn	3	2				

Non-Div. I Games:

Columbia

Average RPI Win:	174	WON-LOST	WINNING	LAST 10	STRENGTH OF	OPP. STRENGTH	TEAM	ADJ	CONF.	ADJ CONF.		
Average RPI Loss:	114	RECORD	PCT. RANK	GAMES	SCHEDULE	OF SCHEDULE	RPI	RPI	RPI	RPI		
DIV. I ONLY		8-6-0	.57143	71	7-3-0	200	152	147	.45532	142	20	21
DIV. I NON-CONF.		3-3-0	.5	88	2-0-0	188	149	143	.45677	148	20	21
-----												
TOTALS	RPI 1-25	RPI 26-50		W-L RECORDS		RPI 51-100		RPI 101-150		RPI 100+		
8-6-0	0-0-0	0-1-0		OVERALL		0-1-0		1-3-0		8-4-0		
6-1-0	0-0-0	0-0-0		HOME		0-0-0		1-0-0		6-1-0		
2-5-0	0-0-0	0-1-0		AWAY		0-1-0		0-3-0		2-3-0		
0-0-0	0-0-0	0-0-0		NEUTRAL		0-0-0		0-0-0		0-0-0		
3-3-0	0-0-0	0-1-0		NON-CONFERENCE		0-1-0		0-0-0		3-1-0		
2-1-0	0-0-0	0-0-0		HOME		0-0-0		0-0-0		2-1-0		
1-2-0	0-0-0	0-0-		AWAY		0-1-0		0-0-0		1-0-0		
0-0-0	0-0-0	0-0-0		NEUTRAL		0-0-0		0-0-0		0-0-0		
5-3-0	0-0-0	0-0-0		CONFERENCE		0-0-0		1-3-0		5-3-0		
4-0-0	0-0-0	0-0-0		HOME		0-0-0		1-0-0		4-0-0		
1-3-0	0-0-0	0-0-0		AWAY		0-0-0		0-3-0		1-3-0		
0-0-0	0-0-0	0-0-0		NEUTRAL		0-0-0		0-0-0		0-0-0		
RPI	S	Opponent	Score	RPI	S	Opponent	Score	RPI	S	Opponent	Score	
				40	A	Cal St. Fullerton	1 2	90	A	UC Riverside	0 1	
										102	A Saint Francis (PA)	1 3
										123	A St. Francis Brooklyn	0 3
										133	A LIU Brooklyn	0 2
										145	H Fairleigh Dickinson	1 0
										155	H Massachusetts	2 1
										157	H Mt. St. Mary's	2 0
										175	H Sacred Heart	2 0
										181	A Siena	3 2
										187	H Brown	2 1
										193	A Robert Morris	2 1
										196	H Howard	2 3
										199	H Central Conn. St.	4 0
-----												
LAST 10 GAMES												
				145	H	Fairleigh Dickinson	1 0	193	A	Robert Morris	2 1	
				133	A	LIU Brooklyn	0 2	199	H	Central Conn. St.	4 0	
				157	H	Mt. St. Mary's	2 0	175	H	Sacred Heart	2 0	
				123	A	St. Francis Brooklyn	0 3	187	H	Brown	2 1	
				102	A	Saint Francis (PA)	1 3	155	H	Massachusetts	2 1	

Non-Div. I Games:

Bryant

U  
M  
K  
C

UMKC

UMBC

Average RPI Win:	141	WON-LOST	WINNING	LAST 10	STRENGTH OF	OPP. STRENGTH	TEAM	ADJ	CONF.	ADJ CONF.				
Average RPI Loss:	98	RECORD	PCT. RANK	GAMES	SCHEDULE	OF SCHEDULE	RPI	RPI	RPI	RPI				
DIV. I ONLY		5-9-1	.36667	153	3-6-1	72	177	130	.45329	144	9	10		
DIV. I NON-CONF.		5-4-0	.55556	78	3-1-0	142	197	172	.41935	176	13	13		
<hr/>														
TOTALS		RPI 1-25		RPI 26-50		W-L RECORDS		RPI 51-100		RPI 101-150		RPI 100+		
5-9-1		0-2-0		0-1-0		OVERALL		2-1-1		1-3-0		3-5-0		
4-5-0		0-1-0		0-1-0		HOME		2-0-0		1-1-0		2-3-0		
1-4-1		0-1-0		0-0-0		AWAY		0-1-1		0-2-0		1-2-0		
0-0-0		0-0-0		0-0-0		NEUTRAL		0-0-0		0-0-0		0-0-0		
5-4-0		0-1-0		0-0-0		NON-CONFERENCE		2-0-0		1-1-0		3-3-0		
4-3-0		0-0-0		0-0-0		HOME		2-0-0		1-1-0		2-3-0		
1-1-0		0-1-0		0-0-		AWAY		0-0-0		0-0-0		1-0-0		
0-0-0		0-0-0		0-0-0		NEUTRAL		0-0-0		0-0-0		0-0-0		
0-5-1		0-1-0		0-1-0		CONFERENCE		0-1-1		0-2-0		0-2-0		
0-2-0		0-1-0		0-1-0		HOME		0-0-0		0-0-0		0-0-0		
0-3-1		0-0-0		0-0-0		AWAY		0-1-1		0-2-0		0-2-0		
0-0-0		0-0-0		0-0-0		NEUTRAL		0-0-0		0-0-0		0-0-0		
RPI	S	Opponent		Score	RPI	S	Opponent		Score	RPI	S	Opponent		Score
17	H	New Hampshire		0 1	33	H	Albany (NY)		1 2	60	A	Vermont		0 4
24	A	UC Santa Barbara		0 4						84	A	Hartford		0 0
										91	H	Penn		1 0
										95	H	Saint Peter's		2 1

Non-Div. I Games:

UMBC



Average RPI Win:	144	WON-LOST	WINNING	LAST 10	STRENGTH OF	OPP. STRENGTH	TEAM	ADJ	CONF.	ADJ CONF.	
Average RPI Loss:	105	RECORD	PCT. RANK	GAMES	SCHEDULE	OF SCHEDULE	RPI	RPI	RPI	RPI	
DIV. I ONLY	6-8-2	.4375	120	2-6-2	103	181	144	.45259	145	20	21
DIV. I NON-CONF.	4-4-0	.5	88	0-2-0	65	171	115	.48507	115	20	21
TOTALS	RPI 1-25	RPI 26-50	W-L RECORDS	RPI 51-100	RPI 101-150	RPI 100+					
6-8-2	0-0-0	0-0-0	OVERALL	1-3-0	3-4-0	5-5-2					
4-3-0	0-0-0	0-0-0	HOME	0-2-0	3-1-0	4-1-0					
2-5-2	0-0-0	0-0-0	AWAY	1-1-0	0-3-0	1-4-2					
0-0-0	0-0-0	0-0-0	NEUTRAL	0-0-0	0-0-0	0-0-0					
4-4-0	0-0-0	0-0-0	NON-CONFERENCE	1-2-0	2-1-0	3-2-0					
2-2-0	0-0-0	0-0-0	HOME	0-2-0	2-0-0	2-0-0					
2-2-0	0-0-0	0-0-	AWAY	1-0-0	0-1-0	1-2-0					
0-0-0	0-0-0	0-0-0	NEUTRAL	0-0-0	0-0-0	0-0-0					
2-4-2	0-0-0	0-0-0	CONFERENCE	0-1-0	1-3-0	2-3-2					
2-1-0	0-0-0	0-0-0	HOME	0-0-0	1-1-0	2-1-0					
0-3-2	0-0-0	0-0-0	AWAY	0-1-0	0-2-0	0-2-2					
0-0-0	0-0-0	0-0-0	NEUTRAL	0-0-0	0-0-0	0-0-0					
RPI S	Opponent	Score	RPI S	Opponent	Score	RPI S	Opponent	Score	RPI S	Opponent	Score
						59 H	Iona	1 2	102 A	Saint Francis (PA)	1 3
						69 A	Merrimack	1 2	105 A	Cornell	0 1
						72 H	Princeton	0 4	123 H	St. Francis Brooklyn	4 3
						98 A	UConn	2 1	131 H	NJIT	2 1
									133 H	LIU Brooklyn	0 1
									135 H	Gonzaga	3 1
									142 A	Bryant	0 1
									154 A	Lafayette	0 1
									175 A	Sacred Heart	0 0
									179 A	Bucknell	2 1
									193 A	Robert Morris	0 0
									199 H	Central Conn. St.	5 1
LAST 10 GAMES											
						69 A	Merrimack	1 2	175 A	Sacred Heart	0 0
						142 A	Bryant	0 1	102 A	Saint Francis (PA)	1 3
						123 H	St. Francis Brooklyn	4 3	59 H	Iona	1 2
						133 H	LIU Brooklyn	0 1	193 A	Robert Morris	0 0
						199 H	Central Conn. St.	5 1	72 H	Princeton	0 4

Non-Div. I Games:

Fairleigh Dickinson

Average RPI Win:	156	WON-LOST RECORD	WINNING PCT. RANK	LAST 10 GAMES	STRENGTH OF SCHEDULE	OPP. STRENGTH OF SCHEDULE	TEAM RPI	ADJ RPI	CONF. RPI	ADJ CONF. RPI				
DIV. I ONLY		6-8-3	.44118	119	2-6-2	106	156	137	.45199	146	14	14		
DIV. I NON-CONF.		3-5-1	.38889	138	1-3-1	86	165	127	.46895	134	14	14		
<hr/>														
TOTALS	RPI 1-25	RPI 26-50		W-L RECORDS		RPI 51-100		RPI 101-150		RPI 100+				
6-8-3	0-1-0	0-0-1		OVERALL		0-3-1		2-2-0		6-4-1				
3-4-3	0-0-0	0-0-1		HOME		0-2-1		1-0-0		3-2-1				
3-4-0	0-1-0	0-0-0		AWAY		0-1-0		1-2-0		3-2-0				
0-0-0	0-0-0	0-0-0		NEUTRAL		0-0-0		0-0-0		0-0-0				
3-5-1	0-1-0	0-0-0		NON-CONFERENCE		0-2-1		1-0-0		3-2-0				
1-4-1	0-0-0	0-0-0		HOME		0-2-1		0-0-0		1-2-0				
2-1-0	0-1-0	0-0-		AWAY		0-0-0		1-0-0		2-0-0				
0-0-0	0-0-0	0-0-0		NEUTRAL		0-0-0		0-0-0		0-0-0				
3-3-2	0-0-0	0-0-1		CONFERENCE		0-1-0		1-2-0		3-2-1				
2-0-2	0-0-0	0-0-1		HOME		0-0-0		1-0-0		2-0-1				
1-3-0	0-0-0	0-0-0		AWAY		0-1-0		0-2-0		1-2-0				
0-0-0	0-0-0	0-0-0		NEUTRAL		0-0-0		0-0-0		0-0-0				
RPI	S	Opponent	Score		RPI	S	Opponent	Score		RPI	S	Opponent	Score	
19	A	Boston College	0	3	43	H	James Madison	3	3	61	H	Yale	1	2
										67	A	UNCW	1	3
										69	H	Merrimack	1	2
										84	H	Hartford	1	1
										104	A	Hofstra	0	3
										106	A	UMass Lowell	2	1
										121	H	William & Mary	2	0
										127	A	Elon	1	3
										155	H	Massachusetts	0	1
										158	A	Drexel	2	1
										165	H	Delaware	2	2
										171	H	Boston U.	1	0
										179	H	Bucknell	1	2
										186	H	Col. of Charleston	4	2
										192	A	Holy Cross	2	0
LAST 10 GAMES														
104	A	Hofstra	0	3	19	A	Boston College	0	3	43	H	James Madison	3	3
61	H	Yale	1	2	43	H	James Madison	3	3	84	H	Hartford	1	1
121	H	William & Mary	2	0	84	H	Hartford	1	1	67	A	UNCW	1	3
127	A	Elon	1	3	67	A	UNCW	1	3	171	H	Boston U.	1	0
179	H	Bucknell	1	2	171	H	Boston U.	1	0					

Non-Div. I Games:

Northeastern

Average RPI Win: 127		WON-LOST	WINNING	LAST 10	STRENGTH OF		OPP. STRENGTH	TEAM	ADJ	CONF.	ADJ CONF.
Average RPI Loss: 79		RECORD	PCT. RANK	GAMES	SCHEDULE		OF SCHEDULE	RPI	RPI	RPI	RPI
DIV. I ONLY		5-8-3	.40625	136	3-4-3		94	120	138	.45146	147
DIV. I NON-CONF.		3-4-3	.45	119	1-0-3		153	145	161	.43011	168
TOTALS		RPI 1-25	RPI 26-50		W-L RECORDS		RPI 51-100		RPI 101-150		RPI 100+
5-8-3	0-1-0	0-1-0		OVERALL		1-4-0		3-1-1		4-2-3	
4-2-1	0-0-0	0-0-0		HOME		1-0-0		2-1-0		3-2-1	
1-6-2	0-1-0	0-1-0		AWAY		0-4-0		1-0-1		1-0-2	
0-0-0	0-0-0	0-0-0		NEUTRAL		0-0-0		0-0-0		0-0-0	
3-4-3	0-0-0	0-1-0		NON-CONFERENCE		1-2-0		1-0-1		2-1-3	
3-1-1	0-0-0	0-0-0		HOME		1-0-0		1-0-0		2-1-1	
0-3-2	0-0-0	0-0-		AWAY		0-2-0		0-0-1		0-0-2	
0-0-0	0-0-0	0-0-0		NEUTRAL		0-0-0		0-0-0		0-0-0	
2-4-0	0-1-0	0-0-0		CONFERENCE		0-2-0		2-1-0		2-1-0	
1-1-0	0-0-0	0-0-0		HOME		0-0-0		1-1-0		1-1-0	
1-3-0	0-1-0	0-0-0		AWAY		0-2-0		1-0-0		1-0-0	
0-0-0	0-0-0	0-0-0		NEUTRAL		0-0-0		0-0-0		0-0-0	
RPI S	Opponent	Score		RPI S	Opponent	Score		RPI S	Opponent	Score	
17 A	New Hampshire	0 2		28 A	Syracuse	1 3		57 H	Lehigh	2 1	
								59 A	Iona	0 3	
								60 A	Vermont	0 4	
								73 A	Rutgers	2 3	
								84 A	Hartford	0 1	
								104 A	Hofstra	2 2	
								106 H	UMass Lowell	0 1	
								137 A	Stony Brook	3 2	
								141 H	Columbia	2 1	
								144 H	UMBC	1 0	
								158 H	Drexel	2 1	
								179 A	Bucknell	1 1	
								197 H	Monmouth	0 0	
								204 H	Canisius	1 2	
LAST 10 GAMES											
84 A	Hartford	0 1		60 A	Vermont	0 4		141 H	Columbia	2 1	
104 A	Hofstra	2 2		106 H	UMass Lowell	0 1		17 A	New Hampshire	0 2	
144 H	UMBC	1 0		197 H	Monmouth	0 0					
179 A	Bucknell	1 1									
137 A	Stony Brook	3 2									

Non-Div. I Games:

Binghamton

Average RPI Win:	180	WON-LOST RECORD	WINNING PCT. RANK	LAST 10 GAMES	STRENGTH OF SCHEDULE	OPP. STRENGTH OF SCHEDULE	TEAM RPI	ADJ RPI	CONF. RPI	ADJ CONF. RPI	
DIV. I ONLY		6-10-0	.375 149	4-6-0	92	155	146	.45004 148	19	18	
DIV. I NON-CONF.		2-4-0	.33333 152	0	11	110	63	.5282 64	10	10	
<hr/>											
TOTALS	RPI 1-25	RPI 26-50		W-L RECORDS	RPI 51-100		RPI 101-150		RPI 100+		
6-10-0	0-3-0	0-2-0		OVERALL	0-2-0		0-1-0		6-3-0		
3-4-0	0-0-0	0-0-0		HOME	0-1-0		0-1-0		3-3-0		
3-6-0	0-3-0	0-2-0		AWAY	0-1-0		0-0-0		3-0-0		
0-0-0	0-0-0	0-0-0		NEUTRAL	0-0-0		0-0-0		0-0-0		
2-4-0	0-3-0	0-1-0		NON-CONFERENCE	0-0-0		0-0-0		2-0-0		
2-0-0	0-0-0	0-0-0		HOME	0-0-0		0-0-0		2-0-0		
0-4-0	0-3-0	0-0-		AWAY	0-0-0		0-0-0		0-0-0		
0-0-0	0-0-0	0-0-0		NEUTRAL	0-0-0		0-0-0		0-0-0		
4-6-0	0-0-0	0-1-0		CONFERENCE	0-2-0		0-1-0		4-3-0		
1-4-0	0-0-0	0-0-0		HOME	0-1-0		0-1-0		1-3-0		
3-2-0	0-0-0	0-1-0		AWAY	0-1-0		0-0-0		3-0-0		
0-0-0	0-0-0	0-0-0		NEUTRAL	0-0-0		0-0-0		0-0-0		
RPI S	Opponent	Score	RPI S	Opponent	Score	RPI S	Opponent	Score	RPI S	Opponent	Score
5 A	Wake Forest	0 4	44 A	Seattle U	0 5	75 H	UTRGV	0 4	126 H	CSU Bakersfield	0 2
10 A	SMU	1 7	48 A	Oral Roberts	1 4	88 A	Utah Valley	0 3	160 H	Air Force	1 3
21 A	Central Ark.	0 4							161 A	Grand Canyon	4 3
									167 A	San Jose St.	3 2
									177 A	UNLV	3 1
									190 H	California Baptist	2 1
									191 H	Wofford	2 0
									194 H	IUPUI	2 1
									201 H	Incarnate Word	0 1
			LAST 10 GAMES								
			126 H	CSU Bakersfield	0 2	201 H	Incarnate Word	0 1			
			190 H	California Baptist	2 1	75 H	UTRGV	0 4			
			177 A	UNLV	3 1	167 A	San Jose St.	3 2			
			161 A	Grand Canyon	4 3	44 A	Seattle U	0 5			
			160 H	Air Force	1 3	88 A	Utah Valley	0 3			

Non-Div. I Games:

Houston Baptist

Average RPI Win:		133	WON-LOST RECORD		WINNING PCT. RANK		LAST 10 GAMES		STRENGTH OF SCHEDULE		OPP. STRENGTH OF SCHEDULE		TEAM RPI		ADJ RPI		CONF. RPI		ADJ CONF. RPI					
DIV. I ONLY			5-8-2		.4		139		4-5-1		118		97		149		.44997		149		15		15	
DIV. I NON-CONF.			2-5-2		.33333		152		1-2-1		105		75		135		.46618		139		15		16	
TOTALS		RPI 1-25		RPI 26-50				W-L RECORDS				RPI 51-100				RPI 101-150				RPI 100+				
5-8-2		0-1-0		0-2-0				OVERALL				1-4-0				3-1-1				4-1-2				
3-4-1		0-0-0		0-2-0				HOME				1-1-0				2-1-0				2-1-1				
2-4-1		0-1-0		0-0-0				AWAY				0-3-0				1-0-1				2-0-1				
0-0-0		0-0-0		0-0-0				NEUTRAL				0-0-0				0-0-0				0-0-0				
2-5-2		0-1-0		0-2-0				NON-CONFERENCE				1-2-0				1-0-1				1-0-2				
1-3-1		0-0-0		0-2-0				HOME				1-1-0				0-0-0				0-0-1				
1-2-1		0-1-0		0-0-				AWAY				0-1-0				1-0-1				1-0-1				
0-0-0		0-0-0		0-0-0				NEUTRAL				0-0-0				0-0-0				0-0-0				
3-3-0		0-0-0		0-0-0				CONFERENCE				0-2-0				2-1-0				3-1-0				
2-1-0		0-0-0		0-0-0				HOME				0-0-0				2-1-0				2-1-0				
1-2-0		0-0-0		0-0-0				AWAY				0-2-0				0-0-0				1-0-0				
0-0-0		0-0-0		0-0-0				NEUTRAL				0-0-0				0-0-0				0-0-0				
RPI	S	Opponent		Score		RPI	S	Opponent		Score		RPI	S	Opponent		Score		RPI	S	Opponent		Score		
10	A	SMU		0 3		32	H	Butler		1 2		71	A	FGCU		2 3		110	H	North Florida		1 0		
						42	H	South Fla.		1 3		85	A	Tulsa		1 3		115	A	ETSU		3 0		
												97	H	Santa Clara		0 2		131	H	NJIT		3 4		
												99	A	Stetson		1 3		138	H	Jacksonville		1 0		
												100	H	Georgia St.		3 1		150	A	UAB		1 1		
																		172	H	Evansville		1 1		
																		202	A	Liberty		1 0		
						LAST 10 GAMES																		
						202 A Liberty						1 0		99 A Stetson						1 3				
						110 H North Florida						1 0		100 H Georgia St.						3 1				
						150 A UAB						1 1		71 A FGCU						2 3				
						131 H NJIT						3 4		97 H Santa Clara						0 2				
						32 H Butler						1 2		138 H Jacksonville						1 0				

**Non-Div. I Games:**

Lipscomb

Average RPI Win: 122		WON-LOST RECORD	WINNING PCT. RANK	LAST 10 GAMES	STRENGTH OF SCHEDULE	OPP. STRENGTH OF SCHEDULE	TEAM RPI	ADJ RPI	CONF. RPI	ADJ CONF. RPI	
Average RPI Loss: 68											
DIV. I ONLY		3-11-2	.25 189	2-7-1	59	89	156	.44914 150	7	7	
DIV. I NON-CONF.		2-7-1	.25 167	1-4-1	80	152	167	.43667 162	6	6	
<hr/>											
TOTALS	RPI 1-25	RPI 26-50		W-L RECORDS	RPI 51-100		RPI 101-150		RPI 100+		
3-11-2	0-0-0	0-5-0		OVERALL	1-3-0		1-3-2		2-3-2		
3-5-1	0-0-0	0-2-0		HOME	1-1-0		1-2-1		2-2-1		
0-6-1	0-0-0	0-3-0		AWAY	0-2-0		0-1-1		0-1-1		
0-0-0	0-0-0	0-0-0		NEUTRAL	0-0-0		0-0-0		0-0-0		
<hr/>											
2-7-1	0-0-0	0-2-0		NON-CONFERENCE	0-2-0		1-3-1		2-3-1		
2-2-1	0-0-0	0-0-0		HOME	0-0-0		1-2-1		2-2-1		
0-5-0	0-0-0	0-0-		AWAY	0-2-0		0-1-0		0-1-0		
0-0-0	0-0-0	0-0-0		NEUTRAL	0-0-0		0-0-0		0-0-0		
<hr/>											
1-4-1	0-0-0	0-3-0		CONFERENCE	1-1-0		0-0-1		0-0-1		
1-3-0	0-0-0	0-2-0		HOME	1-1-0		0-0-0		0-0-0		
0-1-1	0-0-0	0-1-0		AWAY	0-0-0		0-0-1		0-0-1		
0-0-0	0-0-0	0-0-0		NEUTRAL	0-0-0		0-0-0		0-0-0		
<hr/>											
RPI S	Opponent	Score	RPI S	Opponent	Score	RPI S	Opponent	Score	RPI S	Opponent	Score
			26 A	Memphis	1 4	62 A	Marquette	1 2	112 H	Mercer	2 3
			29 A	Marshall	0 6	63 H	Fla. Atlantic	0 1	117 A	Wisconsin	1 2
			31 H	Charlotte	1 3	80 H	South Carolina	1 0	122 H	Ga. Southern	1 3
			34 H	FIU	0 2	100 A	Georgia St.	2 4	124 A	Old Dominion	1 1
			49 A	Appalachian St.	1 2				134 H	Gardner-Webb	4 3
									149 H	Lipscomb	1 1
									152 H	Milwaukee	2 1
<hr/>											
LAST 10 GAMES											
			63 H	Fla. Atlantic	0 1	80 H	South Carolina	1 0			
			100 A	Georgia St.	2 4	26 A	Memphis	1 4			
			149 H	Lipscomb	1 1	29 A	Marshall	0 6			
			134 H	Gardner-Webb	4 3	34 H	FIU	0 2			
			49 A	Appalachian St.	1 2	122 H	Ga. Southern	1 3			

Non-Div. I Games:

UAB

Average RPI Win: 154		WON-LOST RECORD		WINNING PCT. RANK		LAST 10 GAMES		STRENGTH OF SCHEDULE		OPP. STRENGTH OF SCHEDULE		TEAM RPI		ADJ RPI		CONF. RPI		ADJ CONF. RPI	
DIV. I ONLY		5-6-4		.46667 115		4-4-2		125		133		140		.44891 151		12		12	
DIV. I NON-CONF.		1-3-2		.33333 152		0-1-0		205		198		198		.37375 198		12		11	
TOTALS		RPI 1-25		RPI 26-50		W-L RECORDS		RPI 51-100		RPI 101-150		RPI 100+							
5-6-4		0-2-0		0-0-2		OVERALL		0-0-0		3-2-1		5-4-2							
3-2-3		0-1-0		0-0-1		HOME		0-0-0		2-0-1		3-1-2							
2-4-1		0-1-0		0-0-1		AWAY		0-0-0		1-2-0		2-3-0							
0-0-0		0-0-0		0-0-0		NEUTRAL		0-0-0		0-0-0		0-0-0							
1-3-2		0-0-0		0-0-0		NON-CONFERENCE		0-0-0		0-1-1		1-3-2							
1-1-2		0-0-0		0-0-0		HOME		0-0-0		0-0-1		1-1-2							
0-2-0		0-0-0		0-0-		AWAY		0-0-0		0-1-0		0-2-0							
0-0-0		0-0-0		0-0-0		NEUTRAL		0-0-0		0-0-0		0-0-0							
4-3-2		0-2-0		0-0-2		CONFERENCE		0-0-0		3-1-0		4-1-0							
2-1-1		0-1-0		0-0-1		HOME		0-0-0		2-0-0		2-0-0							
2-2-1		0-1-0		0-0-1		AWAY		0-0-0		1-1-0		2-1-0							
0-0-0		0-0-0		0-0-0		NEUTRAL		0-0-0		0-0-0		0-0-0							
RPI S	Opponent	Score		RPI S	Opponent	Score		RPI S	Opponent	Score		RPI S	Opponent	Score					
11 A	Missouri St.	0	3	38 A	Loyola Chicago	0	0			101 A	Northern Ill.	1	2						
11 H	Missouri St.	1	2	38 H	Loyola Chicago	0	0			113 H	Oakland	2	2						
										128 A	Drake	0	2						
										128 H	Drake	1	0						
										139 A	Valparaiso	2	1						
										139 H	Valparaiso	1	0						
										169 A	Northern Ky.	0	5						
										172 A	Evansville	1	0						
										194 H	IUPUI	1	0						
										198 H	Eastern Ill.	0	1						
										203 H	Belmont	0	0						
LAST 10 GAMES																			
	169 A	Northern Ky.	0	5		11 A	Missouri St.	0	3										
	139 H	Valparaiso	1	0		128 H	Drake	1	0										
	38 H	Loyola Chicago	0	0		139 A	Valparaiso	2	1										
	11 H	Missouri St.	1	2		38 A	Loyola Chicago	0	0										
	172 A	Evansville	1	0		128 A	Drake	0	2										

Non-Div. I Games:

Bradley

Average RPI Win: 144		WON-LOST	WINNING	LAST 10	STRENGTH OF		OPP. STRENGTH	TEAM	ADJ	CONF.	ADJ CONF.				
Average RPI Loss: 107		RECORD	PCT. RANK	GAMES	SCHEDULE		OF SCHEDULE	RPI	RPI	RPI	RPI				
DIV. I ONLY		8-6-2	.5625	77	4-4-2		196	109	148	.44842	152	16	16		
DIV. I NON-CONF.		6-3-0	.66667	51	3-1-0		192	84	148	.45692	147	21	20		
<hr/>															
TOTALS		RPI 1-25		RPI 26-50		W-L RECORDS		RPI 51-100		RPI 101-150		RPI 100+			
8-6-2		0-0-0		0-1-0		OVERALL		1-1-0		3-3-1		7-4-2			
5-1-1		0-0-0		0-0-0		HOME		1-1-0		2-0-0		4-0-1			
3-4-1		0-0-0		0-0-0		AWAY		0-0-0		1-3-1		3-4-1			
0-1-0		0-0-0		0-1-0		NEUTRAL		0-0-0		0-0-0		0-0-0			
<hr/>															
6-3-0		0-0-0		0-1-0		NON-CONFERENCE		1-0-0		3-2-0		5-2-0			
4-0-0		0-0-0		0-0-0		HOME		1-0-0		2-0-0		3-0-0			
2-2-0		0-0-0		0-0-		AWAY		0-0-0		1-2-0		2-2-0			
0-1-0		0-0-0		0-1-0		NEUTRAL		0-0-0		0-0-0		0-0-0			
<hr/>															
2-3-2		0-0-0		0-0-0		CONFERENCE		0-1-0		0-1-1		2-2-2			
1-1-1		0-0-0		0-0-0		HOME		0-1-0		0-0-0		1-0-1			
1-2-1		0-0-0		0-0-0		AWAY		0-0-0		0-1-1		1-2-1			
0-0-0		0-0-0		0-0-0		NEUTRAL		0-0-0		0-0-0		0-0-0			
<hr/>															
RPI	S	Opponent	Score	RPI	S	Opponent	Score	RPI	S	Opponent	Score	RPI	S	Opponent	Score
				26	N	Memphis	1 2	62	H	Marquette	2 1	101	A	Northern Ill.	0 1
								92	H	Wright St.	1 4	109	A	Cleveland St.	0 1
												113	A	Oakland	0 0
												117	H	Wisconsin	1 0
												128	A	Drake	2 0
												139	H	Valparaiso	2 0
												150	A	UAB	1 2
												153	A	Detroit Mercy	1 0
												166	A	Green Bay	0 2
												169	H	Northern Ky.	2 1
												183	H	Western Ill.	3 2
												194	H	IUPUI	2 2
												198	A	Eastern Ill.	2 0
<hr/>															
LAST 10 GAMES															
				113	A	Oakland	0 0	194	H	IUPUI	2 2				
				169	H	Northern Ky.	2 1	117	H	Wisconsin	1 0				
				139	H	Valparaiso	2 0	109	A	Cleveland St.	0 1				
				198	A	Eastern Ill.	2 0	101	A	Northern Ill.	0 1				
				166	A	Green Bay	0 2	92	H	Wright St.	1 4				

Non-Div. I Games:

Milwaukee



Average RPI Win:		171	WON-LOST RECORD		WINNING PCT. RANK		LAST 10 GAMES		STRENGTH OF SCHEDULE		OPP. STRENGTH OF SCHEDULE		TEAM RPI		ADJ RPI		CONF. RPI		ADJ CONF. RPI				
DIV. I ONLY		6-10-1		.38235		146		4-5-1		98		157		151		.44737		153		16			
DIV. I NON-CONF.		3-7-0		.3		162		1-4-0		108		137		144		.4576		145		21			
TOTALS		RPI 1-25		RPI 26-50		W-L RECORDS		RPI 51-100		RPI 101-150		RPI 100+											
6-10-1		0-2-0		0-2-0		OVERALL		0-3-0		1-1-1		6-3-1											
3-4-0		0-0-0		0-2-0		HOME		0-0-0		0-1-0		3-2-0											
3-6-1		0-2-0		0-0-0		AWAY		0-3-0		1-0-1		3-1-1											
0-0-0		0-0-0		0-0-0		NEUTRAL		0-0-0		0-0-0		0-0-0											
3-7-0		0-2-0		0-1-0		NON-CONFERENCE		0-2-0		1-1-0		3-2-0											
1-2-0		0-0-0		0-1-0		HOME		0-0-0		0-1-0		1-1-0											
2-5-0		0-2-0		0-0-		AWAY		0-2-0		1-0-0		2-1-0											
0-0-0		0-0-0		0-0-0		NEUTRAL		0-0-0		0-0-0		0-0-0											
3-3-1		0-0-0		0-1-0		CONFERENCE		0-1-0		0-0-1		3-1-1											
2-2-0		0-0-0		0-1-0		HOME		0-0-0		0-0-0		2-1-0											
1-1-1		0-0-0		0-0-0		AWAY		0-1-0		0-0-1		1-0-1											
0-0-0		0-0-0		0-0-0		NEUTRAL		0-0-0		0-0-0		0-0-0											
RPI	S	Opponent		Score		RPI	S	Opponent		Score		RPI	S	Opponent		Score		RPI	S	Opponent		Score	
6	A	Clemson		0	8	35	H	Western Mich.		0	1	64	A	San Diego		0	1	111	H	Bowling Green		0	1
23	A	Michigan		0	1	47	H	UIC		1	2	81	A	Dayton		0	5	113	A	Oakland		1	1
												92	A	Wright St.		1	3	120	A	San Diego St.		3	2
																		152	H	Milwaukee		0	1
																		166	A	Green Bay		2	0
																		169	H	Northern Ky.		2	0
																		170	H	Niagara		2	0
																		183	A	Western Ill.		0	2
																		194	H	IUPUI		1	0
																		205	A	Purdue Fort Wayne		1	0
LAST 10 GAMES																							
						194	H	IUPUI		1	0	169	H	Northern Ky.		2	0						
						35	H	Western Mich.		0	1	23	A	Michigan		0	1						
						166	A	Green Bay		2	0	205	A	Purdue Fort Wayne		1	0						
						92	A	Wright St.		1	3	111	H	Bowling Green		0	1						
						183	A	Western Ill.		0	2	113	A	Oakland		1	1						

Non-Div. I Games:

Detroit Mercy

Average RPI Win: 162		WON-LOST	WINNING	LAST 10	STRENGTH OF		OPP. STRENGTH	TEAM	ADJ	CONF.	ADJ CONF.
Average RPI Loss: 120		RECORD	PCT. RANK	GAMES	SCHEDULE		OF SCHEDULE	RPI	RPI	RPI	RPI
DIV. I ONLY		8-5-4	.58824	68	3-4-3		201	113	150	.44544	154
DIV. I NON-CONF.		4-3-2	.55556	78	0-2-1		193	132	151	.44882	151
TOTALS		RPI 1-25	RPI 26-50		W-L RECORDS		RPI 51-100		RPI 101-150		RPI 100+
8-5-4		0-0-0	0-1-0		OVERALL		0-1-1		3-0-2		8-3-3
6-1-2		0-0-0	0-0-0		HOME		0-0-0		2-0-1		6-1-2
2-4-2		0-0-0	0-1-0		AWAY		0-1-1		1-0-1		2-2-1
0-0-0		0-0-0	0-0-0		NEUTRAL		0-0-0		0-0-0		0-0-0
4-3-2		0-0-0	0-1-0		NON-CONFERENCE		0-0-0		2-0-2		4-2-2
3-0-1		0-0-0	0-0-0		HOME		0-0-0		1-0-1		3-0-1
1-3-1		0-0-0	0-0-		AWAY		0-0-0		1-0-1		1-2-1
0-0-0		0-0-0	0-0-0		NEUTRAL		0-0-0		0-0-0		0-0-0
4-2-2		0-0-0	0-0-0		CONFERENCE		0-1-1		1-0-0		4-1-1
3-1-1		0-0-0	0-0-0		HOME		0-0-0		1-0-0		3-1-1
1-1-1		0-0-0	0-0-0		AWAY		0-1-1		0-0-0		1-0-0
0-0-0		0-0-0	0-0-0		NEUTRAL		0-0-0		0-0-0		0-0-0
RPI S	Opponent	Score	RPI S	Opponent	Score	RPI S	Opponent	Score	RPI S	Opponent	Score
			45 A	Temple	0 3	53 A	Loyola Maryland	2 4	107 H	Colgate	3 0
						57 A	Lehigh	0 0	123 A	St. Francis Brooklyn	0 0
									130 A	La Salle	3 0
									137 H	Stony Brook	0 0
									145 H	Fairleigh Dickinson	1 0
									158 A	Drexel	1 2
									168 A	Saint Joseph's	1 2
									171 H	Boston U.	2 1
									174 H	Army West Point	5 0
									176 H	American	1 2
									179 H	Bucknell	0 0
									181 H	Siena	4 0
									192 A	Holy Cross	3 2
									197 H	Monmouth	5 2
LAST 10 GAMES											
			179 H	Bucknell	0 0	107 H	Colgate	3 0			
			158 A	Drexel	1 2	53 A	Loyola Maryland	2 4			
			57 A	Lehigh	0 0	174 H	Army West Point	5 0			
			176 H	American	1 2	192 A	Holy Cross	3 2			
			137 H	Stony Brook	0 0	168 A	Saint Joseph's	1 2			

Non-Div. I Games:

Lafayette

Average RPI Win:	165	WON-LOST	WINNING	LAST 10	STRENGTH OF	OPP. STRENGTH	TEAM	ADJ	CONF.	ADJ CONF.	
Average RPI Loss:	93	RECORD	PCT. RANK	GAMES	SCHEDULE	OF SCHEDULE	RPI	RPI	RPI	RPI	
DIV. I ONLY	7-10-0	.41176	133	3-7-0	146	131	154	.44343	155	18	20
DIV. I NON-CONF.	4-5-0	.44444	121	0-2-0	166	122	157	.44471	156	18	18
<hr/>											
TOTALS	RPI 1-25	RPI 26-50		W-L RECORDS	RPI 51-100		RPI 101-150		RPI 100+		
7-10-0	0-1-0	0-1-0		OVERALL	0-4-0		2-2-0		7-4-0		
3-5-0	0-0-0	0-1-0		HOME	0-2-0		0-1-0		3-2-0		
4-5-0	0-1-0	0-0-0		AWAY	0-2-0		2-1-0		4-2-0		
0-0-0	0-0-0	0-0-0		NEUTRAL	0-0-0		0-0-0		0-0-0		
<hr/>											
4-5-0	0-1-0	0-0-0		NON-CONFERENCE	0-2-0		1-2-0		4-2-0		
2-2-0	0-0-0	0-0-0		HOME	0-1-0		0-1-0		2-1-0		
2-3-0	0-1-0	0-0-		AWAY	0-1-0		1-1-0		2-1-0		
0-0-0	0-0-0	0-0-0		NEUTRAL	0-0-0		0-0-0		0-0-0		
<hr/>											
3-5-0	0-0-0	0-1-0		CONFERENCE	0-2-0		1-0-0		3-2-0		
1-3-0	0-0-0	0-1-0		HOME	0-1-0		0-0-0		1-1-0		
2-2-0	0-0-0	0-0-0		AWAY	0-1-0		1-0-0		2-1-0		
0-0-0	0-0-0	0-0-0		NEUTRAL	0-0-0		0-0-0		0-0-0		
<hr/>											
RPI S	Opponent	Score	RPI S	Opponent	Score	RPI S	Opponent	Score	RPI S	Opponent	Score
19 A	Boston College	0 1	46 H	Saint Louis	0 2	61 H	Yale	0 1	106 H	UMass Lowell	0 1
						74 H	Rhode Island	0 1	130 A	La Salle	3 2
						81 A	Dayton	0 2	142 A	Bryant	1 2
						82 A	Dartmouth	0 1	146 A	Northeastern	1 0
									159 H	Fordham	0 1
									163 A	Davidson	0 1
									164 A	Duquesne	2 1
									168 H	Saint Joseph's	1 0
									171 H	Boston U.	1 0
									175 H	Sacred Heart	4 0
									199 A	Central Conn. St.	6 0
<hr/>											
LAST 10 GAMES											
168 H Saint Joseph's						159 H Fordham					
130 A La Salle						163 A Davidson					
74 H Rhode Island						46 H Saint Louis					
164 A Duquesne						81 A Dayton					
61 H Yale						19 A Boston College					

**Non-Div. I Games:**

## Massachusetts

Average RPI Win:	172	WON-LOST RECORD	WINNING PCT. RANK	LAST 10 GAMES	STRENGTH OF SCHEDULE	OPP. STRENGTH OF SCHEDULE	TEAM RPI	ADJ RPI	CONF. RPI	ADJ CONF. RPI				
DIV. I ONLY		2-12-1	.16667	200	0-9-1	35	103	161	.44224	156	8	8		
DIV. I NON-CONF.		2-7-1	.25	167	0-4-1	43	107	162	.44435	157	8	8		
<hr/>														
TOTALS	RPI 1-25	RPI 26-50		W-L RECORDS		RPI 51-100		RPI 101-150		RPI 100+				
2-12-1	0-3-0	0-2-0		OVERALL		0-6-1		0-1-0		2-1-0				
2-2-1	0-1-0	0-1-0		HOME		0-0-1		0-0-0		2-0-0				
0-10-0	0-2-0	0-1-0		AWAY		0-6-0		0-1-0		0-1-0				
0-0-0	0-0-0	0-0-0		NEUTRAL		0-0-0		0-0-0		0-0-0				
2-7-1	0-2-0	0-2-0		NON-CONFERENCE		0-3-1		0-0-0		2-0-0				
2-1-1	0-0-0	0-1-0		HOME		0-0-1		0-0-0		2-0-0				
0-6-0	0-2-0	0-0-		AWAY		0-3-0		0-0-0		0-0-0				
0-0-0	0-0-0	0-0-0		NEUTRAL		0-0-0		0-0-0		0-0-0				
0-5-0	0-1-0	0-0-0		CONFERENCE		0-3-0		0-1-0		0-1-0				
0-1-0	0-1-0	0-0-0		HOME		0-0-0		0-0-0		0-0-0				
0-4-0	0-0-0	0-0-0		AWAY		0-3-0		0-1-0		0-1-0				
0-0-0	0-0-0	0-0-0		NEUTRAL		0-0-0		0-0-0		0-0-0				
RPI	S	Opponent	Score		RPI	S	Opponent	Score		RPI	S	Opponent	Score	
7	A	Washington	0	4	40	H	Cal St. Fullerton	1	2	64	A	San Diego	0	4
12	A	Stanford	0	2	44	A	Seattle U	0	5	68	A	CSUN	0	6
18	H	Saint Mary's (CA)	0	1						70	A	Portland	0	1
										83	A	Sacramento St.	2	4
										87	A	California	0	2
										94	H	Cal Poly	0	0
										97	A	Santa Clara	0	1

Non-Div. I Games:

San Francisco

Average RPI Win:	171	WON-LOST RECORD	WINNING PCT. RANK	LAST 10 GAMES	STRENGTH OF SCHEDULE	OPP. STRENGTH OF SCHEDULE	TEAM RPI	ADJ RPI	CONF. RPI	ADJ CONF. RPI	
Average RPI Loss:	116										
DIV. I ONLY	7-9-0	.4375	120	4-6-0	151	187	155	.43632	157	20	21
DIV. I NON-CONF.	4-4-0	.5	88	1-1-0	135	185	147	.45744	146	20	21
<hr/>											
TOTALS	RPI 1-25	RPI 26-50		W-L RECORDS	RPI 51-100		RPI 101-150		RPI 100+		
7-9-0	0-0-0	0-1-0		OVERALL	0-3-0		2-2-0		7-5-0		
5-3-0	0-0-0	0-0-0		HOME	0-2-0		2-1-0		5-1-0		
2-6-0	0-0-0	0-1-0		AWAY	0-1-0		0-1-0		2-4-0		
0-0-0	0-0-0	0-0-0		NEUTRAL	0-0-0		0-0-0		0-0-0		
<hr/>											
4-4-0	0-0-0	0-1-0		NON-CONFERENCE	0-2-0		0-0-0		4-1-0		
2-2-0	0-0-0	0-0-0		HOME	0-2-0		0-0-0		2-0-0		
2-2-0	0-0-0	0-0-		AWAY	0-0-0		0-0-0		2-1-0		
0-0-0	0-0-0	0-0-0		NEUTRAL	0-0-0		0-0-0		0-0-0		
<hr/>											
3-5-0	0-0-0	0-0-0		CONFERENCE	0-1-0		2-2-0		3-4-0		
3-1-0	0-0-0	0-0-0		HOME	0-0-0		2-1-0		3-1-0		
0-4-0	0-0-0	0-0-0		AWAY	0-1-0		0-1-0		0-3-0		
0-0-0	0-0-0	0-0-0		NEUTRAL	0-0-0		0-0-0		0-0-0		
<hr/>											
RPI S	Opponent	Score	RPI S	Opponent	Score	RPI S	Opponent	Score	RPI S	Opponent	Score
			43 A	James Madison	0 3	53 H	Loyola Maryland	2 4	102 H	Saint Francis (PA)	0 1
						69 A	Merrimack	0 3	123 H	St. Francis Brooklyn	2 1
						89 H	Navy	0 1	133 H	LIU Brooklyn	1 0
									142 A	Bryant	0 2
									174 A	Army West Point	0 1
									175 A	Sacred Heart	1 3
									176 H	American	4 1
									179 A	Bucknell	2 1
									189 H	Winthrop	4 3
									193 A	Robert Morris	0 1
									196 A	Howard	1 0
									199 H	Central Conn. St.	3 2
<hr/>											
LAST 10 GAMES											
			133 H	LIU Brooklyn	1 0	176 H	American	4 1			
			102 H	Saint Francis (PA)	0 1	199 H	Central Conn. St.	3 2			
			69 A	Merrimack	0 3	53 H	Loyola Maryland	2 4			
			142 A	Bryant	0 2	123 H	St. Francis Brooklyn	2 1			
			175 A	Sacred Heart	1 3	193 A	Robert Morris	0 1			

Non-Div. I Games:

Mt. St. Mary's

Average RPI Win:	157	WON-LOST	WINNING	LAST 10	STRENGTH OF	OPP. STRENGTH	TEAM	ADJ	CONF.	ADJ CONF.	
Average RPI Loss:	110	RECORD	PCT. RANK	GAMES	SCHEDULE	OF SCHEDULE	RPI	RPI	RPI	RPI	
DIV. I ONLY		6-9-2	.41176 133	3-6-1	136	165	157	.43583 158	14	14	
DIV. I NON-CONF.		4-4-1	.5 88	2-2-0	115	180	150	.45906 144	14	14	
<hr/>											
TOTALS	RPI 1-25	RPI 26-50		W-L RECORDS	RPI 51-100		RPI 101-150		RPI 100+		
6-9-2	0-0-0	0-1-0		OVERALL	0-4-0		2-2-2		6-4-2		
3-4-1	0-0-0	0-0-0		HOME	0-2-0		1-1-1		3-2-1		
3-5-1	0-0-0	0-1-0		AWAY	0-2-0		1-1-1		3-2-1		
0-0-0	0-0-0	0-0-0		NEUTRAL	0-0-0		0-0-0		0-0-0		
<hr/>											
4-4-1	0-0-0	0-0-0		NON-CONFERENCE	0-3-0		0-1-1		4-1-1		
2-2-0	0-0-0	0-0-0		HOME	0-2-0		0-0-0		2-0-0		
2-2-1	0-0-0	0-0-		AWAY	0-1-0		0-1-1		2-1-1		
0-0-0	0-0-0	0-0-0		NEUTRAL	0-0-0		0-0-0		0-0-0		
<hr/>											
2-5-1	0-0-0	0-1-0		CONFERENCE	0-1-0		2-1-1		2-3-1		
1-2-1	0-0-0	0-0-0		HOME	0-0-0		1-1-1		1-2-1		
1-3-0	0-0-0	0-1-0		AWAY	0-1-0		1-0-0		1-1-0		
0-0-0	0-0-0	0-0-0		NEUTRAL	0-0-0		0-0-0		0-0-0		
<hr/>											
RPI S	Opponent	Score	RPI S	Opponent	Score	RPI S	Opponent	Score	RPI S	Opponent	Score
			43 A	James Madison	1 3	67 A	UNCW	1 3	104 H	Hofstra	1 1
						72 A	Princeton	1 3	121 H	William & Mary	2 1
						73 H	Rutgers	1 2	127 A	Elon	2 1
						91 H	Penn	0 1	131 A	NJIT	1 1
									146 H	Northeastern	1 2
									147 A	Binghamton	1 2
									154 H	Lafayette	2 1
									165 A	Delaware	1 2
									168 A	Saint Joseph's	3 0
									179 A	Bucknell	2 1
									186 H	Col. of Charleston	0 2
									195 H	George Mason	2 0
<hr/>											
LAST 10 GAMES											
			165 A	Delaware	1 2	168 A	Saint Joseph's	3 0			
			154 H	Lafayette	2 1	104 H	Hofstra	1 1			
			67 A	UNCW	1 3	127 A	Elon	2 1			
			91 H	Penn	0 1	43 A	James Madison	1 3			
			186 H	Col. of Charleston	0 2	72 A	Princeton	1 3			

Non-Div. I Games:

Drexel

Average RPI Win: 151		WON-LOST	WINNING	LAST 10	STRENGTH OF		OPP. STRENGTH	TEAM	ADJ	CONF.	ADJ CONF.
Average RPI Loss: 103		RECORD	PCT. RANK	GAMES	SCHEDULE		OF SCHEDULE	RPI	RPI	RPI	RPI
DIV. I ONLY		6-10-2	.38889	145	4-5-1		140	134	160	.43417	159
DIV. I NON-CONF.		1-8-1	.15	193	0-3-0		149	121	158	.43603	163
TOTALS		RPI 1-25	RPI 26-50		W-L RECORDS		RPI 51-100		RPI 101-150		RPI 100+
6-10-2	0-1-0	1-0-0		OVERALL		0-3-0		1-5-2		5-6-2	
4-3-0	0-0-0	0-0-0		HOME		0-0-0		1-2-0		4-3-0	
2-7-2	0-1-0	1-0-0		AWAY		0-3-0		0-3-2		1-3-2	
0-0-0	0-0-0	0-0-0		NEUTRAL		0-0-0		0-0-0		0-0-0	
1-8-1	0-1-0	0-0-0		NON-CONFERENCE		0-2-0		0-5-1		1-5-1	
1-2-0	0-0-0	0-0-0		HOME		0-0-0		0-2-0		1-2-0	
0-6-1	0-1-0	0-0-		AWAY		0-2-0		0-3-1		0-3-1	
0-0-0	0-0-0	0-0-0		NEUTRAL		0-0-0		0-0-0		0-0-0	
5-2-1	0-0-0	1-0-0		CONFERENCE		0-1-0		1-0-1		4-1-1	
3-1-0	0-0-0	0-0-0		HOME		0-0-0		1-0-0		3-1-0	
2-1-1	0-0-0	1-0-0		AWAY		0-1-0		0-0-1		1-0-1	
0-0-0	0-0-0	0-0-0		NEUTRAL		0-0-0		0-0-0		0-0-0	
RPI S	Opponent	Score		RPI S	Opponent	Score		RPI S	Opponent	Score	
6 A	Clemson	2	3	46 A	Saint Louis	2	0	58 A	Villanova	0	1
								74 A	Rhode Island	1	3
								77 A	Seton Hall	1	3
								104 A	Hofstra	0	1
								119 A	VCU	0	0
								129 H	Manhattan	1	2
								130 H	La Salle	2	1
								131 A	NJIT	2	2
								137 A	Stony Brook	0	1
								140 H	Rider	0	2
								141 A	Columbia	0	1
								155 A	Massachusetts	1	0
								168 H	Saint Joseph's	1	2
								188 H	St. Bonaventure	1	0
								192 H	Holy Cross	5	0
								195 H	George Mason	3	1
LAST 10 GAMES											
				46 A	Saint Louis	2	0	155 A	Massachusetts	1	0
				141 A	Columbia	0	1	77 A	Seton Hall	1	3
				195 H	George Mason	3	1	74 A	Rhode Island	1	3
				119 A	VCU	0	0	137 A	Stony Brook	0	1
				168 H	Saint Joseph's	1	2	188 H	St. Bonaventure	1	0

Non-Div. I Games:

Fordham

Average RPI Win:	161	WON-LOST	WINNING	LAST 10	STRENGTH OF	OPP. STRENGTH	TEAM	ADJ	CONF.	ADJ CONF.	
Average RPI Loss:	97	RECORD	PCT. RANK	GAMES	SCHEDULE	OF SCHEDULE	RPI	RPI	RPI	RPI	
DIV. I ONLY	7-9-0	.4375	120	6-4-0	178	115	159	.43231	160	19	18
DIV. I NON-CONF.	1-5-0	.16667	185	0	143	54	138	.46644	138	10	10
<hr/>											
TOTALS	RPI 1-25	RPI 26-50		W-L RECORDS	RPI 51-100		RPI 101-150		RPI 100+		
7-9-0	0-1-0	0-2-0		OVERALL	0-3-0		3-0-0		7-3-0		
4-2-0	0-0-0	0-0-0		HOME	0-0-0		2-0-0		4-2-0		
3-7-0	0-1-0	0-2-0		AWAY	0-3-0		1-0-0		3-1-0		
0-0-0	0-0-0	0-0-0		NEUTRAL	0-0-0		0-0-0		0-0-0		
1-5-0	0-1-0	0-1-0		NON-CONFERENCE	0-2-0		0-0-0		1-1-0		
0-1-0	0-0-0	0-0-0		HOME	0-0-0		0-0-0		0-1-0		
1-4-0	0-1-0	0-0-		AWAY	0-2-0		0-0-0		1-0-0		
0-0-0	0-0-0	0-0-0		NEUTRAL	0-0-0		0-0-0		0-0-0		
6-4-0	0-0-0	0-1-0		CONFERENCE	0-1-0		3-0-0		6-2-0		
4-1-0	0-0-0	0-0-0		HOME	0-0-0		2-0-0		4-1-0		
2-3-0	0-0-0	0-1-0		AWAY	0-1-0		1-0-0		2-1-0		
0-0-0	0-0-0	0-0-0		NEUTRAL	0-0-0		0-0-0		0-0-0		
RPI S	Opponent	Score		RPI S	Opponent	Score		RPI S	Opponent	Score	
25 A	UC Davis	0	2	40 A	Cal St. Fullerton	2	3	75 A	UTRGV	0	2
				44 A	Seattle U	1	2	83 A	Sacramento St.	0	2
								90 A	UC Riverside	1	2
	</										

Non-Div. I Games:

Air Force



Average RPI Win:		133	WON-LOST RECORD		WINNING PCT. RANK	LAST 10 GAMES	STRENGTH OF SCHEDULE		OPP. STRENGTH OF SCHEDULE	TEAM RPI	ADJ RPI	CONF. RPI	ADJ CONF. RPI		
DIV. I ONLY			4-8-4		.375	149	1-6-3		104	128	158	.42958	161	19	18
DIV. I NON-CONF.			3-2-1		.58333	74	0		27	66	92	.50458	93	10	10
TOTALS		RPI 1-25		RPI 26-50		W-L RECORDS		RPI 51-100		RPI 101-150		RPI 100+			
4-8-4		0-2-0		0-1-0		OVERALL		2-1-2		0-3-0		2-4-2			
3-3-1		0-0-0		0-1-0		HOME		1-0-0		0-2-0		2-2-1			
1-5-3		0-2-0		0-0-0		AWAY		1-1-2		0-1-0		0-2-1			
0-0-0		0-0-0		0-0-0		NEUTRAL		0-0-0		0-0-0		0-0-0			
3-2-1		0-2-0		0-0-0		NON-CONFERENCE		2-0-1		0-0-0		1-0-0			
2-0-0		0-0-0		0-0-0		HOME		1-0-0		0-0-0		1-0-0			
1-2-1		0-2-0		0-0-		AWAY		1-0-1		0-0-0		0-0-0			
0-0-0		0-0-0		0-0-0		NEUTRAL		0-0-0		0-0-0		0-0-0			
1-6-3		0-0-0		0-1-0		CONFERENCE		0-1-1		0-3-0		1-4-2			
1-3-1		0-0-0		0-1-0		HOME		0-0-0		0-2-0		1-2-1			
0-3-2		0-0-0		0-0-0		AWAY		0-1-1		0-1-0		0-2-1			
0-0-0		0-0-0		0-0-0		NEUTRAL		0-0-0		0-0-0		0-0-0			
RPI S	Opponent	Score		RPI S	Opponent	Score		RPI S	Opponent	Score		RPI S	Opponent	Score	
8 A	Virginia Tech	0	4	44 H	Seattle U	0	1	65 H	Oregon St.	1	0	126 A	CSU Bakersfield	1	2
18 A	Saint Mary's (CA)	0	1					75 A	UTRGV	0	0	143 H	UMKC	0	2
								88 A	Utah Valley	2	3	148 H	Houston Baptist	3	4
								90 A	UC Riverside	1	1	160 A	Air Force	3	4
								97 A	Santa Clara	1	0	167 H	San Jose St.	2	2
												169 H	Northern Ky.	3	0
												190 A	California Baptist	0	0
												201 H	Incarname Word	1	0
LAST 10 GAMES															
88 A	Utah Valley	2	3	44 H	Seattle U	0	1								
160 A	Air Force	3	4	167 H	San Jose St.	2	2								
143 H	UMKC	0	2	126 A	CSU Bakersfield	1	2								
148 H	Houston Baptist	3	4	190 A	California Baptist	0	0								
75 A	UTRGV	0	0	201 H	Incarname Word	1	0								

Non-Div. I Games:

Grand Canyon

Average RPI Win: 183		WON-LOST RECORD		WINNING PCT. RANK		LAST 10 GAMES		STRENGTH OF SCHEDULE		OPP. STRENGTH OF SCHEDULE		TEAM RPI		ADJ RPI		CONF. RPI		ADJ CONF. RPI	
DIV. I ONLY		3-8-3		.32143 166		3-5-2		89		168		162		.42748 162		23		23	
DIV. I NON-CONF.		1-6-2		.22222 175		1-3-1		29		146		123		.4735 129		23		23	
TOTALS		RPI 1-25		RPI 26-50		W-L RECORDS		RPI 51-100		RPI 101-150		RPI 100+							
3-8-3		0-2-1		0-1-0		OVERALL		0-3-0		0-1-1		3-2-2							
2-3-2		0-0-1		0-1-0		HOME		0-1-0		0-0-1		2-1-1							
1-5-1		0-2-0		0-0-0		AWAY		0-2-0		0-1-0		1-1-1							
0-0-0		0-0-0		0-0-0		NEUTRAL		0-0-0		0-0-0		0-0-0							
1-6-2		0-2-1		0-0-0		NON-CONFERENCE		0-3-0		0-0-1		1-1-1							
0-2-2		0-0-1		0-0-0		HOME		0-1-0		0-0-1		0-1-1							
1-4-0		0-2-0		0-0-		AWAY		0-2-0		0-0-0		1-0-0							
0-0-0		0-0-0		0-0-0		NEUTRAL		0-0-0		0-0-0		0-0-0							
2-2-1		0-0-0		0-1-0		CONFERENCE		0-0-0		0-1-0		2-1-1							
2-1-0		0-0-0		0-1-0		HOME		0-0-0		0-0-0		2-0-0							
0-1-1		0-0-0		0-0-0		AWAY		0-0-0		0-1-0		0-1-1							
0-0-0		0-0-0		0-0-0		NEUTRAL		0-0-0		0-0-0		0-0-0							
RPI	S	Opponent		Score		RPI	S	Opponent		Score		RPI	S	Opponent		Score			
11	A	Missouri St.		0	1	48	H	Oral Roberts		0	3	51	A	Creighton		1	2		
18	A	Saint Mary's (CA)		0	4							68	H	CSUN		1	2		
23	H	Michigan		1	1							87	A	California		0	1		

Non-Div. I Games:

Omaha

Average RPI Win:	169	WON-LOST	WINNING	LAST 10	STRENGTH OF	OPP. STRENGTH	TEAM	ADJ	CONF.	ADJ CONF.				
Average RPI Loss:	99	RECORD	PCT. RANK	GAMES	SCHEDULE	OF SCHEDULE	RPI	RPI	RPI	RPI				
DIV. I ONLY		3-10-2	.26667	183	3-6-1	85	161	169	.42136	163	18	20		
DIV. I NON-CONF.		0-5-2	.14286	194	0-2-1	35	114	134	.47308	130	18	18		
<hr/>														
TOTALS	RPI 1-25	RPI 26-50		W-L RECORDS		RPI 51-100		RPI 101-150		RPI 100+				
3-10-2	0-1-0	0-1-1		OVERALL		0-3-0		0-3-1		3-5-1				
3-3-1	0-1-0	0-1-0		HOME		0-0-0		0-1-1		3-1-1				
0-7-1	0-0-0	0-0-1		AWAY		0-3-0		0-2-0		0-4-0				
0-0-0	0-0-0	0-0-0		NEUTRAL		0-0-0		0-0-0		0-0-0				
0-5-2	0-1-0	0-0-1		NON-CONFERENCE		0-2-0		0-2-1		0-2-1				
0-2-1	0-1-0	0-0-0		HOME		0-0-0		0-1-1		0-1-1				
0-3-1	0-0-0	0-1-		AWAY		0-2-0		0-1-0		0-1-0				
0-0-0	0-0-0	0-0-0		NEUTRAL		0-0-0		0-0-0		0-0-0				
3-5-0	0-0-0	0-1-0		CONFERENCE		0-1-0		0-1-0		3-3-0				
3-1-0	0-0-0	0-1-0		HOME		0-0-0		0-0-0		3-0-0				
0-4-0	0-0-0	0-0-0		AWAY		0-1-0		0-1-0		0-3-0				
0-0-0	0-0-0	0-0-0		NEUTRAL		0-0-0		0-0-0		0-0-0				
RPI	S	Opponent	Score		RPI	S	Opponent	Score		RPI	S	Opponent	Score	
5	H	Wake Forest	0	1	39	A	North Carolina	0	0	65	A	Oregon St.	0	2
					46	H	Saint Louis	0	1	70	A	Portland	0	6
										74	A	Rhode Island	0	2

Non-Div. I Games:

Davidson

Duquesne						Through Games Of Nov. 3, 2019									
Average RPI Win: 177		WON-LOST	WINNING		LAST 10	STRENGTH OF		OPP. STRENGTH	TEAM	ADJ		CONF.	ADJ CONF.		
Average RPI Loss: 124		RECORD	PCT. RANK		GAMES	SCHEDULE		OF SCHEDULE	RPI	RPI		RPI	RPI		
DIV. I ONLY		8-8-1	.5	94	2-8-0	202		194	168	.42085	164	18	20		
DIV. I NON-CONF.		5-3-1	.61111	63	0-3-0	194		204	175	.4218	174	18	18		
TOTALS		RPI 1-25		RPI 26-50		W-L RECORDS		RPI 51-100		RPI 101-150		RPI 100+			
8-8-1		0-0-0		0-1-0		OVERALL		0-1-0		1-3-1		8-6-1			
6-2-1		0-0-0		0-1-0		HOME		0-0-0		1-0-1		6-1-1			
2-6-0		0-0-0		0-0-0		AWAY		0-1-0		0-3-0		2-5-0			
0-0-0		0-0-0		0-0-0		NEUTRAL		0-0-0		0-0-0		0-0-0			
5-3-1		0-0-0		0-0-0		NON-CONFERENCE		0-0-0		1-2-1		5-3-1			
4-0-1		0-0-0		0-0-0		HOME		0-0-0		1-0-1		4-0-1			
1-3-0		0-0-0		0-0-		AWAY		0-0-0		0-2-0		1-3-0			
0-0-0		0-0-0		0-0-0		NEUTRAL		0-0-0		0-0-0		0-0-0			
3-5-0		0-0-0		0-1-0		CONFERENCE		0-1-0		0-1-0		3-3-0			
2-2-0		0-0-0		0-1-0		HOME		0-0-0		0-0-0		2-1-0			
1-3-0		0-0-0		0-0-0		AWAY		0-1-0		0-1-0		1-2-0			
0-0-0		0-0-0		0-0-0		NEUTRAL		0-0-0		0-0-0		0-0-0			
RPI	S	Opponent	Score	RPI	S	Opponent	Score	RPI	S	Opponent	Score	RPI	S	Opponent	Score
				46	H	Saint Louis	0 1	81	A	Dayton	0 2	102	A	Saint Francis (PA)	1 2
												109	A	Cleveland St.	0 2
												111	H	Bowling Green	1 1
												113	H	Oakland	1 0
												130	A	La Salle	1 2
												155	H	Massachusetts	1 2
												163	A	Davidson	0 5
												168	A	Saint Joseph's	2 1
												170	H	Niagara	2 1
												184	H	George Washington	1 0
												188	H	St. Bonaventure	4 0
												190	H	California Baptist	2 1
												193	A	Robert Morris	2 0
												202	A	Liberty	1 2
												206	H	VMI	1 0
LAST 10 GAMES															
				163	A	Davidson	0 5	184	H	George Washington	1 0				
				46	H	Saint Louis	0 1	188	H	St. Bonaventure	4 0				
				81	A	Dayton	0 2	202	A	Liberty	1 2				
				155	H	Massachusetts	1 2	130	A	La Salle	1 2				
				109	A	Cleveland St.	0 2	102	A	Saint Francis (PA)	1 2				

Non-Div. I Games:

Duquesne

Average RPI Win: 129		WON-LOST	WINNING	LAST 10	STRENGTH OF		OPP. STRENGTH	TEAM	ADJ	CONF.	ADJ CONF.
Average RPI Loss: 88		RECORD	PCT. RANK	GAMES	SCHEDULE		OF SCHEDULE	RPI	RPI	RPI	RPI
DIV. I ONLY		3-8-3	.32143	166	2-7-1		135	96	172	.41978	165
DIV. I NON-CONF.		1-4-1	.25	167	0-3-0		129	57	166	.43435	164
TOTALS		RPI 1-25	RPI 26-50		W-L RECORDS		RPI 51-100		RPI 101-150		RPI 100+
3-8-3	0-0-0	0-2-1		OVERALL		0-3-0		2-2-1		3-3-2	
3-3-0	0-0-0	0-1-0		HOME		0-1-0		2-0-0		3-1-0	
0-5-3	0-0-0	0-1-1		AWAY		0-2-0		0-2-1		0-2-2	
0-0-0	0-0-0	0-0-0		NEUTRAL		0-0-0		0-0-0		0-0-0	
1-4-1	0-0-0	0-1-1		NON-CONFERENCE		0-2-0		1-0-0		1-1-0	
1-1-0	0-0-0	0-0-0		HOME		0-0-0		1-0-0		1-1-0	
0-3-1	0-0-0	0-1-		AWAY		0-2-0		0-0-0		0-0-0	
0-0-0	0-0-0	0-0-0		NEUTRAL		0-0-0		0-0-0		0-0-0	
2-4-2	0-0-0	0-1-0		CONFERENCE		0-1-0		1-2-1		2-2-2	
2-2-0	0-0-0	0-1-0		HOME		0-1-0		1-0-0		2-0-0	
0-2-2	0-0-0	0-0-0		AWAY		0-0-0		0-2-1		0-2-2	
0-0-0	0-0-0	0-0-0		NEUTRAL		0-0-0		0-0-0		0-0-0	
RPI S	Opponent	Score	RPI S	Opponent	Score	RPI S	Opponent	Score	RPI S	Opponent	Score
36 A	Pittsburgh	3 3	58 A	Villanova	0 5	103 H	West Virginia	1 0			
43 H	James Madison	0 3	67 H	UNCW	2 3	104 A	Hofstra	0 5			
45 A	Temple	0 1	72 A	Princeton	0 3	121 A	William & Mary	1 5			
						127 H	Elon	3 2			
						146 A	Northeastern	2 2			
						158 H	Drexel	2 1			
						186 A	Col. of Charleston	0 0			
						192 H	Holy Cross	2 3			
LAST 10 GAMES											
158 H	Drexel	2 1	72 A	Princeton	0 3						
104 A	Hofstra	0 5	186 A	Col. of Charleston	0 0						
121 A	William & Mary	1 5	127 H	Elon	3 2						
192 H	Holy Cross	2 3	67 H	UNCW	2 3						
43 H	James Madison	0 3	45 A	Temple	0 1						

Non-Div. I Games:

Delaware

Average RPI Win:	141	WON-LOST	WINNING	LAST 10	STRENGTH OF	OPP. STRENGTH	TEAM	ADJ	CONF.	ADJ CONF.					
Average RPI Loss:	116	RECORD	PCT. RANK	GAMES	SCHEDULE	OF SCHEDULE	RPI	RPI	RPI	RPI					
DIV. I ONLY		5-7-2	.42857	127	4-6-0	180	132	165	.4189	166	16	16			
DIV. I NON-CONF.		1-3-2	.33333	152	0-2-0	204	82	189	.39865	188	21	20			
<hr/>															
TOTALS	RPI 1-25	RPI 26-50		W-L RECORDS		RPI 51-100		RPI 101-150		RPI 100+					
5-7-2	0-0-0	0-2-0		OVERALL		1-1-0		1-1-2		4-4-2					
3-3-1	0-0-0	0-1-0		HOME		0-0-0		1-1-1		3-2-1					
2-4-1	0-0-0	0-1-0		AWAY		1-1-0		0-0-1		1-2-1					
0-0-0	0-0-0	0-0-0		NEUTRAL		0-0-0		0-0-0		0-0-0					
<hr/>															
1-3-2	0-0-0	0-1-0		NON-CONFERENCE		0-1-0		0-0-2		1-1-2					
1-1-1	0-0-0	0-1-0		HOME		0-0-0		0-0-1		1-0-1					
0-2-1	0-0-0	0-0-		AWAY		0-1-0		0-0-1		0-1-1					
0-0-0	0-0-0	0-0-0		NEUTRAL		0-0-0		0-0-0		0-0-0					
<hr/>															
4-4-0	0-0-0	0-1-0		CONFERENCE		1-0-0		1-1-0		3-3-0					
2-2-0	0-0-0	0-0-0		HOME		0-0-0		1-1-0		2-2-0					
2-2-0	0-0-0	0-1-0		AWAY		1-0-0		0-0-0		1-1-0					
0-0-0	0-0-0	0-0-0		NEUTRAL		0-0-0		0-0-0		0-0-0					
<hr/>															
RPI	S	Opponent	Score	RPI	S	Opponent	Score	RPI	S	Opponent	Score				
35	H	Western Mich.	0 4	62	A	Marquette	1 6	101	A	Northern Ill.	1 1				
47	A	UIC	0 2	92	A	Wright St.	1 0	109	H	Cleveland St.	1 0				
								113	H	Oakland	0 3				
								139	H	Valparaiso	1 1				
								152	H	Milwaukee	2 0				
								153	H	Detroit Mercy	0 2				
								169	A	Northern Ky.	3 2				
								183	H	Western Ill.	3 1				
								194	A	IUPUI	1 2				
								205	A	Purdue Fort Wayne	0 1				
<hr/>															
LAST 10 GAMES															
92 A Wright St.				1 0				109 H Cleveland St.				1 0			
153 H Detroit Mercy				0 2				194 A IUPUI				1 2			
169 A Northern Ky.				3 2				113 H Oakland				0 3			
152 H Milwaukee				2 0				205 A Purdue Fort Wayne				0 1			
62 A Marquette				1 6				47 A UIC				0 2			

**Non-Div. I Games:**

Green Bay

Average RPI Win:		144	WON-LOST RECORD		WINNING PCT. RANK		LAST 10 GAMES		STRENGTH OF SCHEDULE		OPP. STRENGTH OF SCHEDULE		TEAM RPI		ADJ RPI		CONF. RPI		ADJ CONF. RPI	
DIV. I ONLY			5-10-2		.35294 157		5-3-2		137		123		164		.41841 167		19		18	
DIV. I NON-CONF.			0-7-0		0 205		0		51		59		118		.484 117		10		10	
TOTALS		RPI 1-25		RPI 26-50		W-L RECORDS		RPI 51-100		RPI 101-150		RPI 100+								
5-10-2		0-3-0		0-0-0		OVERALL		1-3-1		2-1-0		4-4-1								
4-4-0		0-2-0		0-0-0		HOME		1-1-0		2-1-0		3-1-0								
1-6-2		0-1-0		0-0-0		AWAY		0-2-1		0-0-0		1-3-1								
0-0-0		0-0-0		0-0-0		NEUTRAL		0-0-0		0-0-0		0-0-0								
0-7-0		0-3-0		0-0-0		NON-CONFERENCE		0-3-0		0-0-0		0-1-0								
0-3-0		0-2-0		0-0-0		HOME		0-1-0		0-0-0		0-0-0								
0-4-0		0-1-0		0-0-		AWAY		0-2-0		0-0-0		0-1-0								
0-0-0		0-0-0		0-0-0		NEUTRAL		0-0-0		0-0-0		0-0-0								
5-3-2		0-0-0		0-0-0		CONFERENCE		1-0-1		2-1-0		4-3-1								
4-1-0		0-0-0		0-0-0		HOME		1-0-0		2-1-0		3-1-0								
1-2-2		0-0-0		0-0-0		AWAY		0-0-1		0-0-0		1-2-1								
0-0-0		0-0-0		0-0-0		NEUTRAL		0-0-0		0-0-0		0-0-0								
RPI	S	Opponent		Score		RPI	S	Opponent		Score		RPI	S	Opponent		Score				
12	A	Stanford		0	3			75	A	UTRGV	0	0	126	H	CSU Bakersfield		3	2		
18	H	Saint Mary's (CA)		2	5			83	H	Sacramento St.	0	2	143	H	UMKC		6	0		
25	H	UC Davis		1	3			88	H	Utah Valley	3	0	148	H	Houston Baptist		2	3		
								93	A	Pacific	1	2	156	A	San Francisco		0	3		
								97	A	Santa Clara	1	5	160	H	Air Force		2	0		
													161	A	Grand Canyon		2	2		
													177	A	UNLV		1	2		
													190	A	California Baptist		1	2		
													201	A	Incarnate Word		2	1		
LAST 10 GAMES																				
201 A Incarnate Word						2	1	177 A UNLV						1	2					
75 A UTRGV						0	0	161 A Grand Canyon						2	2					
160 H Air Force						2	0	148 H Houston Baptist						2	3					
88 H Utah Valley						3	0	143 H UMKC						6	0					
190 A California Baptist						1	2	126 H CSU Bakersfield						3	2					

**Non-Div. I Games:**

San Jose St.

Average RPI Win:	141	WON-LOST	WINNING	LAST 10	STRENGTH OF	OPP. STRENGTH	TEAM	ADJ	CONF.	ADJ CONF.			
Average RPI Loss:	122	RECORD	PCT. RANK	GAMES	SCHEDULE	OF SCHEDULE	RPI	RPI	RPI	RPI			
DIV. I ONLY	5-12-1	.30556	173	1-8-1	91	195	163	.41628	168	18	20		
DIV. I NON-CONF.	4-5-1	.45	119	0-2-1	76	179	152	.445	155	18	18		
<hr/>													
TOTALS	RPI 1-25	RPI 26-50		W-L RECORDS		RPI 51-100		RPI 101-150		RPI 100+			
5-12-1	0-0-0	0-0-0		OVERALL		0-4-1		3-4-0		5-8-0			
3-8-0	0-0-0	0-0-0		HOME		0-4-0		2-2-0		3-4-0			
2-4-1	0-0-0	0-0-0		AWAY		0-0-1		1-2-0		2-4-0			
0-0-0	0-0-0	0-0-0		NEUTRAL		0-0-0		0-0-0		0-0-0			
4-5-1	0-0-0	0-0-0		NON-CONFERENCE		0-2-1		3-2-0		4-3-0			
3-4-0	0-0-0	0-0-0		HOME		0-2-0		2-1-0		3-2-0			
1-1-1	0-0-0	0-0-		AWAY		0-0-1		1-1-0		1-1-0			
0-0-0	0-0-0	0-0-0		NEUTRAL		0-0-0		0-0-0		0-0-0			
1-7-0	0-0-0	0-0-0		CONFERENCE		0-2-0		0-2-0		1-5-0			
0-4-0	0-0-0	0-0-0		HOME		0-2-0		0-1-0		0-2-0			
1-3-0	0-0-0	0-0-0		AWAY		0-0-0		0-1-0		1-3-0			
0-0-0	0-0-0	0-0-0		NEUTRAL		0-0-0		0-0-0		0-0-0			
RPI	S	Opponent	Score	RPI	S	Opponent	Score	RPI	S	Opponent	Score		
						72 H	Princeton	3	6	108 A	Marist	0	1
						74 H	Rhode Island	0	2	119 H	VCU	3	4
						81 H	Dayton	1	2	121 H	William & Mary	4	1
						84 A	Hartford	2	2	125 H	Fairfield	0	1
						95 H	Saint Peter's	1	2	130 A	La Salle	0	2
										133 A	LIU Brooklyn	1	0
										137 H	Stony Brook	3	0
										154 H	Lafayette	2	1
										155 A	Massachusetts	0	1
										158 H	Drexel	0	3
										159 A	Fordham	2	1
										164 H	Duquesne	1	2
										184 A	George Washington	0	2
<hr/>													
LAST 10 GAMES													
						155 A	Massachusetts	0	1	74 H	Rhode Island	0	2
						81 H	Dayton	1	2	84 A	Hartford	2	2
						184 A	George Washington	0	2	130 A	La Salle	0	2
						159 A	Fordham	2	1	72 H	Princeton	3	6
						158 H	Drexel	0	3	119 H	VCU	3	4

Non-Div. I Games:

Saint Joseph's



[illegible]

<b>Non-Div. I Games:</b>	<b>Berea</b>	<b>11</b>	<b>0</b>
--------------------------	--------------	-----------	----------

Northern Ky.

Average RPI Win: 160		WON-LOST RECORD	WINNING PCT. RANK	LAST 10 GAMES	STRENGTH OF SCHEDULE	OPP. STRENGTH OF SCHEDULE	TEAM RPI	ADJ RPI	CONF. RPI	ADJ CONF. RPI		
Average RPI Loss: 113												
DIV. I ONLY		5-11-1	.32353 164	4-5-1	131	191	174	.40896 170	21	19		
DIV. I NON-CONF.		2-6-0	.25 167	1-0-0	99	182	159	.43976 160	17	17		
<hr/>												
TOTALS		RPI 1-25		RPI 26-50		W-L RECORDS		RPI 51-100		RPI 101-150	RPI 100+	
5-11-1		0-0-0		0-1-0		OVERALL		0-5-1		2-1-0		5-5-0
4-3-1		0-0-0		0-0-0		HOME		0-3-1		2-0-0		4-0-0
1-8-0		0-0-0		0-1-0		AWAY		0-2-0		0-1-0		1-5-0
0-0-0		0-0-0		0-0-0		NEUTRAL		0-0-0		0-0-0		0-0-0
<hr/>												
2-6-0		0-0-0		0-1-0		NON-CONFERENCE		0-3-0		0-0-0		2-2-0
2-2-0		0-0-0		0-0-0		HOME		0-2-0		0-0-0		2-0-0
0-4-0		0-0-0		0-0-		AWAY		0-1-0		0-0-0		0-2-0
0-0-0		0-0-0		0-0-0		NEUTRAL		0-0-0		0-0-0		0-0-0
<hr/>												
3-5-1		0-0-0		0-0-0		CONFERENCE		0-2-1		2-1-0		3-3-0
2-1-1		0-0-0		0-0-0		HOME		0-1-1		2-0-0		2-0-0
1-4-0		0-0-0		0-0-0		AWAY		0-1-0		0-1-0		1-3-0
0-0-0		0-0-0		0-0-0		NEUTRAL		0-0-0		0-0-0		0-0-0
<hr/>												
RPI	S	Opponent	Score	RPI	S	Opponent	Score	RPI	S	Opponent	Score	
				35	A	Western Mich.	0 4	59	A	Iona	2 3	
								61	H	Yale	1 3	
								82	A	Dartmouth	1 7	
								84	H	Hartford	0 1	
								95	H	Saint Peter's	1 2	
								96	H	Quinnipiac	0 0	
										108	H Marist	1 0
										129	A Manhattan	0 1
										140	H Rider	2 1
										153	A Detroit Mercy	0 2
										164	A Duquesne	1 2
										169	H Northern Ky.	2 1
										181	A Siena	1 2
										188	H St. Bonaventure	3 1
										197	A Monmouth	2 0
										204	A Canisius	0 1
<hr/>												
LAST 10 GAMES												
				129	A	Manhattan	0 1	96	H	Quinnipiac	0 0	
				95	H	Saint Peter's	1 2	204	A	Canisius	0 1	
				59	A	Iona	2 3	197	A	Monmouth	2 0	
				140	H	Rider	2 1	108	H	Marist	1 0	
				181	A	Siena	1 2	188	H	St. Bonaventure	3 1	

Non-Div. I Games:

Niagara

Average RPI Win: 138		WON-LOST RECORD		WINNING PCT. RANK		LAST 10 GAMES		STRENGTH OF SCHEDULE		OPP. STRENGTH OF SCHEDULE		TEAM RPI		ADJ RPI		CONF. RPI		ADJ CONF. RPI	
DIV. I ONLY		4-11-1		.28125 178		4-6-0		117		121		170		.4088 171		17		17	
DIV. I NON-CONF.		1-6-1		.1875 179		1-1-0		123		116		174		.42488 172		19		19	
TOTALS		RPI 1-25		RPI 26-50		W-L RECORDS		RPI 51-100		RPI 101-150		RPI 100+							
4-11-1		0-2-0		0-0-0		OVERALL		1-3-0		1-2-0		3-6-1							
3-4-0		0-1-0		0-0-0		HOME		1-2-0		1-0-0		2-1-0							
1-7-1		0-1-0		0-0-0		AWAY		0-1-0		0-2-0		1-5-1							
0-0-0		0-0-0		0-0-0		NEUTRAL		0-0-0		0-0-0		0-0-0							
1-6-1		0-2-0		0-0-0		NON-CONFERENCE		0-1-0		0-2-0		1-3-1							
1-2-0		0-1-0		0-0-0		HOME		0-1-0		0-0-0		1-0-0							
0-4-1		0-1-0		0-0-		AWAY		0-0-0		0-2-0		0-3-1							
0-0-0		0-0-0		0-0-0		NEUTRAL		0-0-0		0-0-0		0-0-0							
3-5-0		0-0-0		0-0-0		CONFERENCE		1-2-0		1-0-0		2-3-0							
2-2-0		0-0-0		0-0-0		HOME		1-1-0		1-0-0		1-1-0							
1-3-0		0-0-0		0-0-0		AWAY		0-1-0		0-0-0		1-2-0							
0-0-0		0-0-0		0-0-0		NEUTRAL		0-0-0		0-0-0		0-0-0							
RPI	S	Opponent		Score		RPI	S	Opponent		Score		RPI	S	Opponent		Score			
17	A	New Hampshire		0	1			53	H	Loyola Maryland	0	3	106	A	UMass Lowell		1	2	
19	H	Boston College		0	1			57	A	Lehigh	2	4	107	H	Colgate		2	1	
								69	H	Merrimack	0	3	146	A	Northeastern		0	1	
								89	H	Navy	1	0	154	A	Lafayette		1	2	
													155	A	Massachusetts		0	1	
													176	A	American		2	1	
													178	H	Harvard		2	0	
													179	A	Bucknell		0	3	
													187	A	Brown		1	1	
													192	H	Holy Cross		0	1	
LAST 10 GAMES																			
								53	H	Loyola Maryland	0	3	107	H	Colgate		2	1	
								89	H	Navy	1	0	192	H	Holy Cross		0	1	
								179	A	Bucknell	0	3	57	A	Lehigh		2	4	
								178	H	Harvard	2	0	146	A	Northeastern		0	1	
								176	A	American	2	1	154	A	Lafayette		1	2	

Non-Div. I Games:

Boston U.

Average RPI Win: 199		WON-LOST RECORD		WINNING PCT. RANK		LAST 10 GAMES		STRENGTH OF SCHEDULE		OPP. STRENGTH OF SCHEDULE		TEAM RPI		ADJ RPI		CONF. RPI		ADJ CONF. RPI	
DIV. I ONLY		2-13-1		.15625 201		0-10-0		83		111		183		.40818 172		12		12	
DIV. I NON-CONF.		2-4-1		.35714 148		0-2-0		106		161		191		.40512 184		12		11	
TOTALS		RPI 1-25		RPI 26-50		W-L RECORDS		RPI 51-100		RPI 101-150		RPI 100+							
2-13-1		0-3-0		0-3-0		OVERALL		0-2-0		0-4-1		2-5-1							
2-6-0		0-1-0		0-1-0		HOME		0-1-0		0-2-0		2-3-0							
0-7-1		0-2-0		0-2-0		AWAY		0-1-0		0-2-1		0-2-1							
0-0-0		0-0-0		0-0-0		NEUTRAL		0-0-0		0-0-0		0-0-0							
2-4-1		0-1-0		0-1-0		NON-CONFERENCE		0-2-0		0-0-1		2-0-1							
2-1-0		0-0-0		0-0-0		HOME		0-1-0		0-0-0		2-0-0							
0-3-1		0-1-0		0-0-		AWAY		0-1-0		0-0-1		0-0-1							
0-0-0		0-0-0		0-0-0		NEUTRAL		0-0-0		0-0-0		0-0-0							
0-9-0		0-2-0		0-2-0		CONFERENCE		0-0-0		0-4-0		0-5-0							
0-5-0		0-1-0		0-1-0		HOME		0-0-0		0-2-0		0-3-0							
0-4-0		0-1-0		0-1-0		AWAY		0-0-0		0-2-0		0-2-0							
0-0-0		0-0-0		0-0-0		NEUTRAL		0-0-0		0-0-0		0-0-0							
RPI S	Opponent	Score		RPI S	Opponent	Score		RPI S	Opponent	Score		RPI S	Opponent	Score					
11 A	Missouri St.	1	2	32 A	Butler	0	2	78 A	SIUE	3	4	128 A	Drake	0	1				
11 H	Missouri St.	0	4	38 A	Loyola Chicago	0	1	97 H	Santa Clara	0	2	128 H	Drake	0	2				
14 A	Indiana	1	5	38 H	Loyola Chicago	1	2					139 A	Valparaiso	1	2				
												139 H	Valparaiso	0	1				
												149 A	Lipscomb	1	1				
												151 H	Bradley	0	1				
												198 H	Eastern Ill.	3	1				
												200 H	UNC Asheville	1	0				
LAST 10 GAMES																			
				139 H	Valparaiso	0	1	151 H	Bradley	0	1								
				38 A	Loyola Chicago	0	1	128 A	Drake	0	1								
				11 A	Missouri St.	1	2	11 H	Missouri St.	0	4								
				14 A	Indiana	1	5	97 H	Santa Clara	0	2								
				128 H	Drake	0	2	139 A	Valparaiso	1	2								

Non-Div. I Games:

Evansville

Average RPI Win:	179	WON-LOST RECORD	WINNING PCT. RANK	LAST 10 GAMES	STRENGTH OF SCHEDULE	OPP. STRENGTH OF SCHEDULE	TEAM RPI	ADJ RPI	CONF. RPI	ADJ CONF. RPI	
DIV. I ONLY		4-10-2	.3125 168	3-7-0	95	184	166	.40634 173	22	22	
DIV. I NON-CONF.		2-5-2	.33333 152	1-2-0	55	170	146	.4478 153	22	22	
<hr/>											
TOTALS	RPI 1-25	RPI 26-50		W-L RECORDS	RPI 51-100		RPI 101-150		RPI 100+		
4-10-2	0-2-0	0-2-0		OVERALL	0-2-0		1-1-1		4-4-2		
3-4-1	0-0-0	0-1-0		HOME	0-1-0		1-1-1		3-2-1		
1-6-0	0-2-0	0-1-0		AWAY	0-1-0		0-0-0		1-2-0		
0-0-1	0-0-0	0-0-0		NEUTRAL	0-0-0		0-0-0		0-0-1		
2-5-2	0-2-0	0-0-0		NON-CONFERENCE	0-2-0		1-0-1		2-1-2		
2-2-1	0-0-0	0-0-0		HOME	0-1-0		1-0-1		2-1-1		
0-3-0	0-2-0	0-0-		AWAY	0-1-0		0-0-0		0-0-0		
0-0-1	0-0-0	0-0-0		NEUTRAL	0-0-0		0-0-0		0-0-1		
2-5-0	0-0-0	0-2-0		CONFERENCE	0-0-0		0-1-0		2-3-0		
1-2-0	0-0-0	0-1-0		HOME	0-0-0		0-1-0		1-1-0		
1-3-0	0-0-0	0-1-0		AWAY	0-0-0		0-0-0		1-2-0		
0-0-0	0-0-0	0-0-0		NEUTRAL	0-0-0		0-0-0		0-0-0		
RPI S	Opponent	Score	RPI S	Opponent	Score	RPI S	Opponent	Score	RPI S	Opponent	Score
2 A	Virginia	0 1	41 A	Campbell	1 2	67 H	UNCW	0 3	131 H	NJIT	2 2
6 A	Clemson	0 5	50 H	High Point	1 3	79 A	Coastal Caro.	2 3	134 H	Gardner-Webb	1 2
									136 H	UNC Greensboro	4 3
									182 A	Presbyterian	0 1
									185 H	USC Upstate	3 0
									186 N	Col. of Charleston	0 0
									189 A	Winthrop	1 2
									196 H	Howard	2 1
									200 A	UNC Asheville	2 1
									202 H	Liberty	1 2
<hr/>											
			LAST 10 GAMES								
			50 H High Point 1 3			182 A Presbyterian 0 1					
			6 A Clemson 0 5			134 H Gardner-Webb 1 2					
			189 A Winthrop 1 2			196 H Howard 2 1					
			185 H USC Upstate 3 0			41 A Campbell 1 2					
			200 A UNC Asheville 2 1			79 A Coastal Caro. 2 3					

Non-Div. I Games:

Radford

Average RPI Win: 152		WON-LOST	WINNING	LAST 10	STRENGTH OF		OPP. STRENGTH	TEAM	ADJ	CONF.	ADJ CONF.
Average RPI Loss: 138		RECORD	PCT. RANK	GAMES	SCHEDULE		OF SCHEDULE	RPI	RPI	RPI	RPI
DIV. I ONLY		4-7-4	.4	139	2-5-3		174	154	175	.40494	174
DIV. I NON-CONF.		3-3-1	.5	88	1-2-0		196	157	193	.38724	194
TOTALS		RPI 1-25	RPI 26-50		W-L RECORDS		RPI 51-100		RPI 101-150		RPI 100+
4-7-4		0-0-0	0-0-0		OVERALL		1-1-2		0-2-1		3-6-2
3-4-0		0-0-0	0-0-0		HOME		0-0-0		0-2-0		3-4-0
1-3-3		0-0-0	0-0-0		AWAY		1-1-1		0-0-1		0-2-2
0-0-1		0-0-0	0-0-0		NEUTRAL		0-0-1		0-0-0		0-0-0
3-3-1		0-0-0	0-0-0		NON-CONFERENCE		1-0-0		0-1-1		2-3-1
2-3-0		0-0-0	0-0-0		HOME		0-0-0		0-1-0		2-3-0
1-0-1		0-0-0	0-0-		AWAY		1-0-0		0-0-1		0-0-1
0-0-0		0-0-0	0-0-0		NEUTRAL		0-0-0		0-0-0		0-0-0
1-4-3		0-0-0	0-0-0		CONFERENCE		0-1-2		0-1-0		1-3-1
1-1-0		0-0-0	0-0-0		HOME		0-0-0		0-1-0		1-1-0
0-3-2		0-0-0	0-0-0		AWAY		0-1-1		0-0-0		0-2-1
0-0-1		0-0-0	0-0-0		NEUTRAL		0-0-1		0-0-0		0-0-0
RPI S	Opponent	Score	RPI S	Opponent	Score	RPI S	Opponent	Score	RPI S	Opponent	Score
						53 A Loyola Maryland	0	4	107 H Colgate	0	1
						57 A Lehigh	0	0	125 H Fairfield	0	1
						77 A Seton Hall	2	1	141 A Columbia	1	1
						89 N Navy	1	1	154 A Lafayette	0	5
									157 H Mt. St. Mary's	1	0
									160 H Air Force	1	2
									176 A American	0	2
									179 A Bucknell	0	0
									181 H Siena	2	1
									188 H St. Bonaventure	2	3
									192 H Holy Cross	6	1
LAST 10 GAMES											
						176 A American	0	2	89 N Navy	1	1
						77 A Seton Hall	2	1	57 A Lehigh	0	0
						179 A Bucknell	0	0	154 A Lafayette	0	5
						192 H Holy Cross	6	1	107 H Colgate	0	1
						188 H St. Bonaventure	2	3	125 H Fairfield	0	1

Non-Div. I Games:

Army West Point

S  
a  
c  
r  
e  
d  
H  
e  
a  
r  
t

Sacred Heart

A  
m  
e  
r  
i  
c  
a  
n

American



UNLV

Average RPI Win: 153		WON-LOST RECORD		WINNING PCT. RANK		LAST 10 GAMES		STRENGTH OF SCHEDULE		OPP. STRENGTH OF SCHEDULE		TEAM RPI		ADJ RPI		CONF. RPI		ADJ CONF. RPI	
DIV. I ONLY		5-12-1		.30556 173		3-6-1		162		114		179		.40387 177		19		18	
DIV. I NON-CONF.		2-6-0		.25 167		0		146		56		170		.43207 165		10		10	
TOTALS		RPI 1-25		RPI 26-50		W-L RECORDS		RPI 51-100		RPI 101-150		RPI 100+							
5-12-1		0-2-0		0-0-1		OVERALL		1-3-0		1-4-0		4-7-0							
2-5-1		0-1-0		0-0-1		HOME		0-2-0		1-2-0		2-2-0							
3-7-0		0-1-0		0-0-0		AWAY		1-1-0		0-2-0		2-5-0							
0-0-0		0-0-0		0-0-0		NEUTRAL		0-0-0		0-0-0		0-0-0							
2-6-0		0-2-0		0-0-0		NON-CONFERENCE		1-1-0		0-2-0		1-3-0							
0-3-0		0-1-0		0-0-0		HOME		0-1-0		0-1-0		0-1-0							
2-3-0		0-1-0		0-0-		AWAY		1-0-0		0-1-0		1-2-0							
0-0-0		0-0-0		0-0-0		NEUTRAL		0-0-0		0-0-0		0-0-0							
3-6-1		0-0-0		0-0-1		CONFERENCE		0-2-0		1-2-0		3-4-0							
2-2-1		0-0-0		0-0-1		HOME		0-1-0		1-1-0		2-1-0							
1-4-0		0-0-0		0-0-0		AWAY		0-1-0		0-1-0		1-3-0							
0-0-0		0-0-0		0-0-0		NEUTRAL		0-0-0		0-0-0		0-0-0							
RPI S	Opponent	Score		RPI S	Opponent	Score		RPI S	Opponent	Score		RPI S	Opponent	Score					
18 H	Saint Mary's (CA)	0	2	44 H	Seattle U	2	2	75 H	UTRGV	0	2	120 H	San Diego St.	2	3				
24 A	UC Santa Barbara	1	2					88 A	Utah Valley	1	3	126 A	CSU Bakersfield	0	1				
								93 A	Pacific	2	0	128 A	Drake	3	4				
								97 H	Santa Clara	1	3	143 H	UMKC	4	1				
												148 H	Houston Baptist	1	3				
												156 A	San Francisco	0	1				
												160 A	Air Force	2	3				
												162 A	Omaha	3	1				
												167 H	San Jose St.	2	1				
												190 A	California Baptist	0	4				
												201 A	Incarnate Word	1	0				
LAST 10 GAMES																			
160 A Air Force		2		3		167 H San Jose St.		2		1									
88 A Utah Valley		1		3		44 H Seattle U		2		2									
148 H Houston Baptist		1		3		190 A California Baptist		0		4									
143 H UMKC		4		1		126 A CSU Bakersfield		0		1									
201 A Incarnate Word		1		0		75 H UTRGV		0		2									

Non-Div. I Games:

UNLV

Average RPI Win: 0		WON-LOST	WINNING	LAST 10	STRENGTH OF		OPP. STRENGTH	TEAM	ADJ		CONF.	ADJ CONF.		
Average RPI Loss: 82		RECORD	PCT. RANK	GAMES	SCHEDULE		OF SCHEDULE	RPI	RPI		RPI	RPI		
DIV. I ONLY		0-12-1	.03846	204	0-9-1		26	126	185	.40303	178	13	13	
DIV. I NON-CONF.		0-7-1	.0625	204	0-4-1		32	92	179	.418	177	16	15	
TOTALS		RPI 1-25	RPI 26-50		W-L RECORDS		RPI 51-100		RPI 101-150		RPI 100+			
0-12-1	0-1-0	0-2-0		OVERALL		0-5-1		0-2-0		0-4-0				
0-4-1	0-1-0	0-0-0		HOME		0-2-1		0-0-0		0-1-0				
0-8-0	0-0-0	0-2-0		AWAY		0-3-0		0-2-0		0-3-0				
0-0-0	0-0-0	0-0-0		NEUTRAL		0-0-0		0-0-0		0-0-0				
0-7-1	0-1-0	0-2-0		NON-CONFERENCE		0-2-1		0-1-0		0-2-0				
0-1-1	0-1-0	0-0-0		HOME		0-0-1		0-0-0		0-0-0				
0-6-0	0-0-0	0-0-		AWAY		0-2-0		0-1-0		0-2-0				
0-0-0	0-0-0	0-0-0		NEUTRAL		0-0-0		0-0-0		0-0-0				
0-5-0	0-0-0	0-0-0		CONFERENCE		0-3-0		0-1-0		0-2-0				
0-3-0	0-0-0	0-0-0		HOME		0-2-0		0-0-0		0-1-0				
0-2-0	0-0-0	0-0-0		AWAY		0-1-0		0-1-0		0-1-0				
0-0-0	0-0-0	0-0-0		NEUTRAL		0-0-0		0-0-0		0-0-0				
RPI	S	Opponent	Score		RPI	S	Opponent	Score		RPI	S	Opponent	Score	
17	H	New Hampshire	0	4	30	A	Providence	0	1	54	A	Duke	0	3
					39	A	North Carolina	0	6	60	A	Vermont	2	4
										61	A	Yale	1	3
										69	H	Merrimack	3	3
										72	H	Princeton	0	2
										82	H	Dartmouth	1	3
LAST 10 GAMES														
					82	H	Dartmouth	1	3	105	A	Cornell	0	6
					72	H	Princeton	0	2	106	A	UMass Lowell	0	1
					17	H	New Hampshire	0	4	61	A	Yale	1	3
					187	H	Brown	0	3	69	H	Merrimack	3	3
					171	A	Boston U.	0	2	30	A	Providence	0	1

Non-Div. I Games:

Harvard

Average RPI Win:	163	WON-LOST	WINNING	LAST 10	STRENGTH OF	OPP. STRENGTH	TEAM	ADJ	CONF.	ADJ CONF.	
Average RPI Loss:	118	RECORD	PCT. RANK	GAMES	SCHEDULE	OF SCHEDULE	RPI	RPI	RPI	RPI	
DIV. I ONLY	5-6-6	.47059	110	3-3-4	188	167	173	.40217	179	17	17
DIV. I NON-CONF.	3-4-2	.44444	121	1-1-1	184	173	177	.40278	186	19	19
<hr/>											
TOTALS	RPI 1-25	RPI 26-50	W-L RECORDS		RPI 51-100		RPI 101-150		RPI 100+		
5-6-6	0-0-0	0-0-0	OVERALL		0-2-0		2-2-2		5-4-6		
2-4-3	0-0-0	0-0-0	HOME		0-1-0		1-1-1		2-3-3		
3-2-3	0-0-0	0-0-0	AWAY		0-1-0		1-1-1		3-1-3		
0-0-0	0-0-0	0-0-0	NEUTRAL		0-0-0		0-0-0		0-0-0		
<hr/>											
3-4-2	0-0-0	0-0-0	NON-CONFERENCE		0-0-0		2-2-1		3-4-2		
1-3-1	0-0-0	0-0-0	HOME		0-0-0		1-1-1		1-3-1		
2-1-1	0-0-0	0-0-	AWAY		0-0-0		1-1-0		2-1-1		
0-0-0	0-0-0	0-0-0	NEUTRAL		0-0-0		0-0-0		0-0-0		
<hr/>											
2-2-4	0-0-0	0-0-0	CONFERENCE		0-2-0		0-0-1		2-0-4		
1-1-2	0-0-0	0-0-0	HOME		0-1-0		0-0-0		1-0-2		
1-1-2	0-0-0	0-0-0	AWAY		0-1-0		0-0-1		1-0-2		
0-0-0	0-0-0	0-0-0	NEUTRAL		0-0-0		0-0-0		0-0-0		
<hr/>											
RPI S	Opponent	Score	RPI S	Opponent	Score	RPI S	Opponent	Score	RPI S	Opponent	Score
						53 H	Loyola Maryland	0 1	102 H	Saint Francis (PA)	3 0
						89 A	Navy	0 2	105 A	Cornell	0 1
									107 A	Colgate	1 1
									145 H	Fairleigh Dickinson	1 2
									146 A	Northeastern	2 1
									147 H	Binghamton	1 1
									154 A	Lafayette	0 0
									157 H	Mt. St. Mary's	1 2
									158 H	Drexel	1 2
									171 H	Boston U.	3 0
									174 H	Army West Point	0 0
									176 H	American	1 1
									192 A	Holy Cross	2 1
									195 A	George Mason	1 1
									204 A	Canisius	4 1
<hr/>											
			LAST 10 GAMES								
			154 A	Lafayette	0 0	146 A	Northeastern	2 1			
			105 A	Cornell	0 1	192 A	Holy Cross	2 1			
			174 H	Army West Point	0 0	89 A	Navy	0 2			
			147 H	Binghamton	1 1	53 H	Loyola Maryland	0 1			
			171 H	Boston U.	3 0	176 H	American	1 1			

Non-Div. I Games:

Bucknell

Average RPI Win:	197	WON-LOST	WINNING	LAST 10	STRENGTH OF	OPP. STRENGTH	TEAM	ADJ	CONF.	ADJ CONF.	
Average RPI Loss:	104	RECORD	PCT. RANK	GAMES	SCHEDULE	OF SCHEDULE	RPI	RPI	RPI	RPI	
DIV. I ONLY	6-9-0	.4	139	3-7-0	193	185	178	.40001	180	22	22
DIV. I NON-CONF.	5-3-0	.625	62	2-1-0	191	174	186	.41455	179	22	22
TOTALS	RPI 1-25	RPI 26-50	W-L RECORDS	RPI 51-100	RPI 101-150	RPI 100+					
6-9-0	0-0-0	0-4-0	OVERALL	0-1-0	0-1-0	6-4-0					
4-5-0	0-0-0	0-2-0	HOME	0-1-0	0-0-0	4-2-0					
2-4-0	0-0-0	0-2-0	AWAY	0-0-0	0-1-0	2-2-0					
0-0-0	0-0-0	0-0-0	NEUTRAL	0-0-0	0-0-0	0-0-0					
5-3-0	0-0-0	0-2-0	NON-CONFERENCE	0-1-0	0-0-0	5-0-0					
3-2-0	0-0-0	0-1-0	HOME	0-1-0	0-0-0	3-0-0					
2-1-0	0-0-0	0-0-	AWAY	0-0-0	0-0-0	2-0-0					
0-0-0	0-0-0	0-0-0	NEUTRAL	0-0-0	0-0-0	0-0-0					
1-6-0	0-0-0	0-2-0	CONFERENCE	0-0-0	0-1-0	1-4-0					
1-3-0	0-0-0	0-1-0	HOME	0-0-0	0-0-0	1-2-0					
0-3-0	0-0-0	0-1-0	AWAY	0-0-0	0-1-0	0-2-0					
0-0-0	0-0-0	0-0-0	NEUTRAL	0-0-0	0-0-0	0-0-0					
RPI S	Opponent	Score	RPI S	Opponent	Score	RPI S	Opponent	Score	RPI S	Opponent	Score
			27 A	NC State	0 1	89 H	Navy	1 2	134 A	Gardner-Webb	1 3
			41 A	Campbell	0 8				182 H	Presbyterian	1 2
			43 H	James Madison	0 1				185 A	USC Upstate	0 1
			50 H	High Point	0 2				189 H	Winthrop	1 2
									191 A	Wofford	2 1
									193 A	Robert Morris	3 0
									195 H	George Mason	2 0
									196 H	Howard	3 0
									200 H	UNC Asheville	3 1
									206 H	VMI	5 1
LAST 10 GAMES											
			200 H	UNC Asheville	3 1	191 A	Wofford	2 1			
			41 A	Campbell	0 8	182 H	Presbyterian	1 2			
			50 H	High Point	0 2	195 H	George Mason	2 0			
			189 H	Winthrop	1 2	134 A	Gardner-Webb	1 3			
			185 A	USC Upstate	0 1	43 H	James Madison	0 1			

Non-Div. I Games:

Longwood

Average RPI Win: 142		WON-LOST RECORD	WINNING PCT. RANK		LAST 10 GAMES	STRENGTH OF SCHEDULE		OPP. STRENGTH OF SCHEDULE		TEAM RPI	ADJ RPI		CONF. RPI	ADJ CONF. RPI	
Average RPI Loss: 128															
DIV. I ONLY		5-12-0	.29412	175	2-8-0	142		188		180	.39811	181	21	19	
DIV. I NON-CONF.		3-5-0	.375	144	0-1-0	109		184		168	.42479	173	17	17	
TOTALS		RPI 1-25		RPI 26-50		W-L RECORDS		RPI 51-100		RPI 101-150		RPI 100+			
5-12-0		0-0-0		0-0-0		OVERALL		1-3-0		1-6-0		4-9-0			
2-4-0		0-0-0		0-0-0		HOME		1-2-0		0-2-0		1-2-0			
3-8-0		0-0-0		0-0-0		AWAY		0-1-0		1-4-0		3-7-0			
0-0-0		0-0-0		0-0-0		NEUTRAL		0-0-0		0-0-0		0-0-0			
3-5-0		0-0-0		0-0-0		NON-CONFERENCE		1-0-0		1-3-0		2-5-0			
1-1-0		0-0-0		0-0-0		HOME		1-0-0		0-1-0		0-1-0			
2-4-0		0-0-0		0-0-		AWAY		0-0-0		1-2-0		2-4-0			
0-0-0		0-0-0		0-0-0		NEUTRAL		0-0-0		0-0-0		0-0-0			
2-7-0		0-0-0		0-0-0		CONFERENCE		0-3-0		0-3-0		2-4-0			
1-3-0		0-0-0		0-0-0		HOME		0-2-0		0-1-0		1-1-0			
1-4-0		0-0-0		0-0-0		AWAY		0-1-0		0-2-0		1-3-0			
0-0-0		0-0-0		0-0-0		NEUTRAL		0-0-0		0-0-0		0-0-0			
RPI	S	Opponent	Score	RPI	S	Opponent	Score	RPI	S	Opponent	Score	RPI	S	Opponent	Score
								59	H	Iona	0 2	102	A	Saint Francis (PA)	4 2
								60	H	Vermont	3 2	105	A	Cornell	0 1
								95	A	Saint Peter's	1 2	108	A	Marist	1 2
								96	H	Quinnipiac	3 4	125	A	Fairfield	0 3
												137	A	Stony Brook	1 2
												140	H	Rider	0 1
												142	H	Bryant	2 3
												154	A	Lafayette	0 4
												170	H	Niagara	2 1
												174	A	Army West Point	1 2
												175	A	Sacred Heart	3 0
												197	A	Monmouth	1 2
												204	A	Canisius	3 1
LAST 10 GAMES															
						95	A	Saint Peter's	1 2	108	A	Marist	1 2		
						96	H	Quinnipiac	3 4	197	A	Monmouth	1 2		
						125	A	Fairfield	0 3	59	H	Iona	0 2		
						140	H	Rider	0 1	204	A	Canisius	3 1		
						170	H	Niagara	2 1	105	A	Cornell	0 1		

Non-Div. I Games:

Siena

Average RPI Win: 164		WON-LOST	WINNING	LAST 10	STRENGTH OF		OPP. STRENGTH	TEAM	ADJ	CONF.	ADJ CONF.
Average RPI Loss: 111		RECORD	PCT. RANK	GAMES	SCHEDULE		OF SCHEDULE	RPI	RPI	RPI	RPI
DIV. I ONLY		4-11-1	.28125	178	5-4-1		126	196	181	.39706	182
DIV. I NON-CONF.		1-8-0	.11111	198	1-2-0		141	189	184	.40254	187
TOTALS		RPI 1-25	RPI 26-50		W-L RECORDS		RPI 51-100		RPI 101-150		RPI 100+
4-11-1	0-0-0	0-2-0		OVERALL		0-3-0		1-4-0		4-6-1	
3-4-0	0-0-0	0-1-0		HOME		0-1-0		1-1-0		3-2-0	
1-6-1	0-0-0	0-1-0		AWAY		0-1-0		0-3-0		1-4-1	
0-1-0	0-0-0	0-0-0		NEUTRAL		0-1-0		0-0-0		0-0-0	
1-8-0	0-0-0	0-0-0		NON-CONFERENCE		0-3-0		1-3-0		1-5-0	
1-2-0	0-0-0	0-0-0		HOME		0-1-0		1-0-0		1-1-0	
0-5-0	0-0-0	0-0-		AWAY		0-1-0		0-3-0		0-4-0	
0-1-0	0-0-0	0-0-0		NEUTRAL		0-1-0		0-0-0		0-0-0	
3-3-1	0-0-0	0-2-0		CONFERENCE		0-0-0		0-1-0		3-1-1	
2-2-0	0-0-0	0-1-0		HOME		0-0-0		0-1-0		2-1-0	
1-1-1	0-0-0	0-1-0		AWAY		0-0-0		0-0-0		1-0-1	
0-0-0	0-0-0	0-0-0		NEUTRAL		0-0-0		0-0-0		0-0-0	
RPI S	Opponent	Score	RPI S	Opponent	Score	RPI S	Opponent	Score	RPI S	Opponent	Score
			41 H	Campbell	2 6	67 N	UNCW	0 3	112 A	Mercer	1 2
			50 A	High Point	1 2	80 A	South Carolina	2 4	115 A	ETSU	0 3
						100 H	Georgia St.	1 2	116 H	Furman	3 0
									134 H	Gardner-Webb	1 2
									138 A	Jacksonville	1 2
									173 H	Radford	1 0
									180 A	Longwood	2 1
									185 H	USC Upstate	3 1
									186 H	Col. of Charleston	0 1
									189 A	Winthrop	1 1
									203 A	Belmont	0 2
LAST 10 GAMES											
			134 H	Gardner-Webb	1 2	173 H	Radford	1 0			
			189 A	Winthrop	1 1	180 A	Longwood	2 1			
			185 H	USC Upstate	3 1	80 A	South Carolina	2 4			
			50 A	High Point	1 2	116 H	Furman	3 0			
			41 H	Campbell	2 6	203 A	Belmont	0 2			

Non-Div. I Games: Middle Ga. St. 2 1

Presbyterian

Average RPI Win: 169		WON-LOST	WINNING	LAST 10	STRENGTH OF	OPP. STRENGTH	TEAM	ADJ	CONF.	ADJ CONF.							
Average RPI Loss: 106		RECORD	PCT. RANK	GAMES	SCHEDULE	OF SCHEDULE	RPI	RPI	RPI	RPI							
DIV. I ONLY		4-11-1	.28125	178	4-5-1	155	169	186	.39665	183	23	23					
DIV. I NON-CONF.		1-10-1	.125	197	1-4-1	90	166	165	.43085	167	23	23					
<hr/>																	
TOTALS		RPI 1-25	RPI 26-50		W-L RECORDS		RPI 51-100		RPI 101-150		RPI 100+						
4-11-1		0-1-0	0-1-0		OVERALL		0-2-0		1-4-0		4-7-1						
3-5-0		0-1-0	0-0-0		HOME		0-1-0		1-3-0		3-3-0						
1-6-1		0-0-0	0-1-0		AWAY		0-1-0		0-1-0		1-4-1						
0-0-0		0-0-0	0-0-0		NEUTRAL		0-0-0		0-0-0		0-0-0						
1-10-1		0-1-0	0-1-0		NON-CONFERENCE		0-2-0		0-4-0		1-6-1						
1-5-0		0-1-0	0-0-0		HOME		0-1-0		0-3-0		1-3-0						
0-5-1		0-0-0	0-0-		AWAY		0-1-0		0-1-0		0-3-1						
0-0-0		0-0-0	0-0-0		NEUTRAL		0-0-0		0-0-0		0-0-0						
3-1-0		0-0-0	0-0-0		CONFERENCE		0-0-0		1-0-0		3-1-0						
2-0-0		0-0-0	0-0-0		HOME		0-0-0		1-0-0		2-0-0						
1-1-0		0-0-0	0-0-0		AWAY		0-0-0		0-0-0		1-1-0						
0-0-0		0-0-0	0-0-0		NEUTRAL		0-0-0		0-0-0		0-0-0						
RPI	S	Opponent		Score		RPI	S	Opponent		Score		RPI	S	Opponent		Score	
11	H	Missouri St.		0	4	47	A	UIC		0	3	66	H	Northwestern		2	3
												78	A	SIUE		0	1
												101	H	Northern Ill.		1	2
												113	H	Oakland		1	3
												118	H	Denver		4	3
												128	H	Drake		0	1
												143	A	UMKC		0	2
												152	A	Milwaukee		2	3
												153	H	Detroit Mercy		2	0
												162	A	Omaha		1	3
												166	A	Green Bay		1	3
												194	A	IUPUI		2	2
												198	H	Eastern Ill.		2	1
												205	A	Purdue Fort Wayne		2	0
LAST 10 GAMES																	
194	A	IUPUI		2	2	162	A	Omaha		1	3						
198	H	Eastern Ill.		2	1	78	A	SIUE		0	1						
205	A	Purdue Fort Wayne		2	0	101	H	Northern Ill.		1	2						
153	H	Detroit Mercy		2	0	11	H	Missouri St.		0	4						
118	H	Denver		4	3	143	A	UMKC		0	2						

Non-Div. I Games:

Western Ill.

Average RPI Win:	182	WON-LOST RECORD	WINNING PCT. RANK	LAST 10 GAMES	STRENGTH OF SCHEDULE	OPP. STRENGTH OF SCHEDULE	TEAM RPI	ADJ RPI	CONF. RPI	ADJ CONF. RPI			
DIV. I ONLY		5-11-1	.32353 164	3-7-0	176	171	184	.39575 184	18	20			
DIV. I NON-CONF.		2-6-1	.27778 164	0-3-0	167	151	181	.41255 180	18	18			
<hr/>													
TOTALS	RPI 1-25	RPI 26-50		W-L RECORDS	RPI 51-100		RPI 101-150		RPI 100+				
5-11-1	0-1-0	0-0-0		OVERALL	0-4-0		0-3-0		5-6-1				
3-4-0	0-0-0	0-0-0		HOME	0-1-0		0-1-0		3-3-0				
2-7-1	0-1-0	0-0-0		AWAY	0-3-0		0-2-0		2-3-1				
0-0-0	0-0-0	0-0-0		NEUTRAL	0-0-0		0-0-0		0-0-0				
<hr/>													
2-6-1	0-1-0	0-0-0		NON-CONFERENCE	0-2-0		0-2-0		2-3-1				
1-2-0	0-0-0	0-0-0		HOME	0-0-0		0-1-0		1-2-0				
1-4-1	0-1-0	0-0-		AWAY	0-2-0		0-1-0		1-1-1				
0-0-0	0-0-0	0-0-0		NEUTRAL	0-0-0		0-0-0		0-0-0				
<hr/>													
3-5-0	0-0-0	0-0-0		CONFERENCE	0-2-0		0-1-0		3-3-0				
2-2-0	0-0-0	0-0-0		HOME	0-1-0		0-0-0		2-1-0				
1-3-0	0-0-0	0-0-0		AWAY	0-1-0		0-1-0		1-2-0				
0-0-0	0-0-0	0-0-0		NEUTRAL	0-0-0		0-0-0		0-0-0				
<hr/>													
RPI S	Opponent	Score	RPI S	Opponent	Score	RPI S	Opponent	Score	RPI S	Opponent	Score		
2	A	Virginia	0	3		58	A	Villanova	0	1			
						70	A	Portland	0	3			
						74	H	Rhode Island	0	1			
						81	A	Dayton	1	2			
									119	A	VCU	0	2
									136	A	UNC Greensboro	0	2
									144	H	UMBC	1	4
									163	H	Davidson	2	1
									164	A	Duquesne	0	1
									168	H	Saint Joseph's	2	0
									176	A	American	0	0
									187	H	Brown	2	0
									188	A	St. Bonaventure	1	0
									195	H	George Mason	1	2
									196	H	Howard	0	1
									202	A	Liberty	3	0
<hr/>													
			LAST 10 GAMES										
			81	A	Dayton	1	2		164	A	Duquesne	0	1
			119	A	VCU	0	2		188	A	St. Bonaventure	1	0
			168	H	Saint Joseph's	2	0		2	A	Virginia	0	3
			163	H	Davidson	2	1		195	H	George Mason	1	2
			196	H	Howard	0	1		58	A	Villanova	0	1

**Non-Div. I Games:**

George Washington



Average RPI Win:		150	WON-LOST RECORD		WINNING PCT. RANK		LAST 10 GAMES		STRENGTH OF SCHEDULE		OPP. STRENGTH OF SCHEDULE		TEAM RPI		ADJ RPI		CONF. RPI		ADJ CONF. RPI	
Average RPI Loss:		122																		
DIV. I ONLY			5-11-0		.3125 168		4-6-0		153		173		177		.3941 185		22		22	
DIV. I NON-CONF.			4-5-0		.44444 121		3-0-0		100		144		155		.45172 150		22		22	
TOTALS		RPI 1-25		RPI 26-50		W-L RECORDS		RPI 51-100		RPI 101-150		RPI 100+								
5-11-0		0-1-0		0-1-0		OVERALL		2-1-0		0-4-0		3-8-0								
3-4-0		0-0-0		0-0-0		HOME		1-0-0		0-2-0		2-4-0								
2-7-0		0-1-0		0-1-0		AWAY		1-1-0		0-2-0		1-4-0								
0-0-0		0-0-0		0-0-0		NEUTRAL		0-0-0		0-0-0		0-0-0								
4-5-0		0-1-0		0-0-0		NON-CONFERENCE		2-1-0		0-3-0		2-3-0								
2-1-0		0-0-0		0-0-0		HOME		1-0-0		0-1-0		1-1-0								
2-4-0		0-1-0		0-0-		AWAY		1-1-0		0-2-0		1-2-0								
0-0-0		0-0-0		0-0-0		NEUTRAL		0-0-0		0-0-0		0-0-0								
1-6-0		0-0-0		0-1-0		CONFERENCE		0-0-0		0-1-0		1-5-0								
1-3-0		0-0-0		0-0-0		HOME		0-0-0		0-1-0		1-3-0								
0-3-0		0-0-0		0-1-0		AWAY		0-0-0		0-0-0		0-2-0								
0-0-0		0-0-0		0-0-0		NEUTRAL		0-0-0		0-0-0		0-0-0								
RPI S	Opponent		Score		RPI S	Opponent		Score		RPI S	Opponent		Score		RPI S	Opponent		Score		
6	A	Clemson	0	7	41	A	Campbell	0	1	79	A	Coastal Caro.	1	0	110	A	North Florida	0	1	
										80	A	South Carolina	0	1	112	H	Mercer	2	3	
										99	H	Stetson	2	0	116	A	Furman	1	4	
															134	H	Gardner-Webb	0	1	
															173	A	Radford	0	3	
															180	H	Longwood	1	0	
															182	A	Presbyterian	1	3	
															189	H	Winthrop	4	6	
															191	H	Wofford	3	2	
															200	H	UNC Asheville	0	1	
															202	A	Liberty	3	2	
LAST 10 GAMES																				
					189	H	Winthrop	4	6	180	H	Longwood	1	0						
					191	H	Wofford	3	2	134	H	Gardner-Webb	0	1						
					202	A	Liberty	3	2	41	A	Campbell	0	1						
					182	A	Presbyterian	1	3	79	A	Coastal Caro.	1	0						
					173	A	Radford	0	3	200	H	UNC Asheville	0	1						

Non-Div. I Games:

USC Upstate

Average RPI Win:	170	WON-LOST	WINNING	LAST 10	STRENGTH OF	OPP. STRENGTH	TEAM	ADJ	CONF.	ADJ CONF.	
Average RPI Loss:	91	RECORD	PCT. RANK	GAMES	SCHEDULE	OF SCHEDULE	RPI	RPI	RPI	RPI	
DIV. I ONLY	2-11-2	.2	195	1-8-1	128	99	193	.39323	186	14	14
DIV. I NON-CONF.	1-6-1	.1875	179	0-4-0	139	83	190	.39678	189	14	14
<hr/>											
TOTALS	RPI 1-25	RPI 26-50		W-L RECORDS		RPI 51-100		RPI 101-150		RPI 100+	
2-11-2	0-1-0	0-2-0		OVERALL		0-3-0		0-4-0		2-5-2	
0-7-1	0-1-0	0-1-0		HOME		0-2-0		0-3-0		0-3-1	
2-4-0	0-0-0	0-1-0		AWAY		0-1-0		0-1-0		2-2-0	
0-0-1	0-0-0	0-0-0		NEUTRAL		0-0-0		0-0-0		0-0-1	
<hr/>											
1-6-1	0-1-0	0-1-0		NON-CONFERENCE		0-2-0		0-1-0		1-2-1	
0-4-0	0-1-0	0-0-0		HOME		0-2-0		0-1-0		0-1-0	
1-2-0	0-0-0	0-0-		AWAY		0-0-0		0-0-0		1-1-0	
0-0-1	0-0-0	0-0-0		NEUTRAL		0-0-0		0-0-0		0-0-1	
<hr/>											
1-5-1	0-0-0	0-1-0		CONFERENCE		0-1-0		0-3-0		1-3-1	
0-3-1	0-0-0	0-1-0		HOME		0-0-0		0-2-0		0-2-1	
1-2-0	0-0-0	0-0-0		AWAY		0-1-0		0-1-0		1-1-0	
0-0-0	0-0-0	0-0-0		NEUTRAL		0-0-0		0-0-0		0-0-0	
<hr/>											
RPI S	Opponent	Score		RPI S	Opponent	Score		RPI S	Opponent	Score	
6 H	Clemson	0	3	27 A	NC State	1	4	67 A	UNCW	0	1
				43 H	James Madison	1	3	79 H	Coastal Caro.	1	2
								99 H	Stetson	0	1
								</			

Non-Div. I Games:

Col. of Charleston

Average RPI Win:	160	WON-LOST	WINNING	LAST 10	STRENGTH OF	OPP. STRENGTH	TEAM	ADJ	CONF.	ADJ CONF.			
Average RPI Loss:	121	RECORD	PCT. RANK	GAMES	SCHEDULE	OF SCHEDULE	RPI	RPI	RPI	RPI			
DIV. I ONLY		3-8-4	.33333	162	2-5-3	159	160	182	.39292	187	13	13	
DIV. I NON-CONF.		2-7-1	.25	167	1-4-0	162	172	188	.39134	193	16	15	
<hr/>													
TOTALS	RPI 1-25	RPI 26-50		W-L RECORDS		RPI 51-100		RPI 101-150		RPI 100+			
3-8-4	0-0-0	0-1-0		OVERALL		0-2-2		1-3-1		3-5-2			
0-4-3	0-0-0	0-0-0		HOME		0-2-2		0-1-0		0-2-1			
3-4-1	0-0-0	0-1-0		AWAY		0-0-0		1-2-1		3-3-1			
0-0-0	0-0-0	0-0-0		NEUTRAL		0-0-0		0-0-0		0-0-0			
2-7-1	0-0-0	0-1-0		NON-CONFERENCE		0-2-0		1-2-0		2-4-1			
0-4-1	0-0-0	0-0-0		HOME		0-2-0		0-1-0		0-2-1			
2-3-0	0-0-0	0-0-		AWAY		0-0-0		1-1-0		2-2-0			
0-0-0	0-0-0	0-0-0		NEUTRAL		0-0-0		0-0-0		0-0-0			
1-1-3	0-0-0	0-0-0		CONFERENCE		0-0-2		0-1-1		1-1-1			
0-0-2	0-0-0	0-0-0		HOME		0-0-2		0-0-0		0-0-0			
1-1-1	0-0-0	0-0-0		AWAY		0-0-0		0-1-1		1-1-1			
0-0-0	0-0-0	0-0-0		NEUTRAL		0-0-0		0-0-0		0-0-0			
RPI	S	Opponent	Score	RPI	S	Opponent	Score	RPI	S	Opponent	Score		
				30	A	Providence	0 1	72	H	Princeton	1 1		
								74	H	Rhode Island	0 1		
								84	H	Hartford	1 2		
								91	H	Penn	1 1		
										105	A	Cornell	1 1
										106	A	UMass Lowell	1 0
										120	H	San Diego St.	0 2
										141	A	Columbia	2 3
										142	A	Bryant	1 2
										171	H	Boston U.	1 1
										178	A	Harvard	3 0
										184	A	George Washington	0 2
										192	H	Holy Cross	0 1
										196	A	Howard	1 0
<hr/>													
LAST 10 GAMES													
				91	H	Penn	1 1	74	H	Rhode Island	0 1		
				106	A	UMass Lowell	1 0	72	H	Princeton	1 1		
				105	A	Cornell	1 1	141	A	Columbia	2 3		
				192	H	Holy Cross	0 1	120	H	San Diego St.	0 2		
				178	A	Harvard	3 0	30	A	Providence	0 1		

Non-Div. I Games:

Brown

Average RPI Win:	183	WON-LOST RECORD	WINNING PCT. RANK	LAST 10 GAMES	STRENGTH OF SCHEDULE	OPP. STRENGTH OF SCHEDULE	TEAM RPI	ADJ RPI	CONF. RPI	ADJ CONF. RPI	
Average RPI Loss:	125										
DIV. I ONLY	5-11-0	.3125	168	3-7-0	181	193	191	.38544	188	18	20
DIV. I NON-CONF.	4-4-0	.5	88	2-1-0	144	194	176	.42128	175	18	18
<hr/>											
TOTALS	RPI 1-25	RPI 26-50		W-L RECORDS	RPI 51-100		RPI 101-150		RPI 100+		
5-11-0	0-0-0	0-1-0		OVERALL	0-3-0		1-2-0		5-7-0		
2-4-0	0-0-0	0-0-0		HOME	0-1-0		0-2-0		2-3-0		
3-7-0	0-0-0	0-1-0		AWAY	0-2-0		1-0-0		3-4-0		
0-0-0	0-0-0	0-0-0		NEUTRAL	0-0-0		0-0-0		0-0-0		
<hr/>											
4-4-0	0-0-0	0-1-0		NON-CONFERENCE	0-2-0		1-0-0		4-1-0		
1-1-0	0-0-0	0-0-0		HOME	0-1-0		0-0-0		1-0-0		
3-3-0	0-0-0	0-0-		AWAY	0-1-0		1-0-0		3-1-0		
0-0-0	0-0-0	0-0-0		NEUTRAL	0-0-0		0-0-0		0-0-0		
<hr/>											
1-7-0	0-0-0	0-0-0		CONFERENCE	0-1-0		0-2-0		1-6-0		
1-3-0	0-0-0	0-0-0		HOME	0-0-0		0-2-0		1-3-0		
0-4-0	0-0-0	0-0-0		AWAY	0-1-0		0-0-0		0-3-0		
0-0-0	0-0-0	0-0-0		NEUTRAL	0-0-0		0-0-0		0-0-0		
<hr/>											
RPI S	Opponent	Score	RPI S	Opponent	Score	RPI S	Opponent	Score	RPI S	Opponent	Score
			34 A	FIU	1 5	81 A	Dayton	2 6	119 H	VCU	0 2
						84 H	Hartford	0 1	130 H	La Salle	0 2
						89 A	Navy	0 1	144 A	UMBC	1 0
									159 A	Fordham	0 1
									163 A	Davidson	1 2
									164 A	Duquesne	0 4
									170 A	Niagara	1 3
									174 A	Army West Point	3 2
									184 H	George Washington	0 1
									195 H	George Mason	3 1
									196 A	Howard	4 2
									204 H	Canisius	3 0
<hr/>											
LAST 10 GAMES											
			130 H	La Salle	0 2	81 A	Dayton	2 6			
			196 A	Howard	4 2	184 H	George Washington	0 1			
			163 A	Davidson	1 2	164 A	Duquesne	0 4			
			195 H	George Mason	3 1	159 A	Fordham	0 1			
			174 A	Army West Point	3 2	170 A	Niagara	1 3			

Non-Div. I Games:

St. Bonaventure

Average RPI Win:	186	WON-LOST	WINNING	LAST 10	STRENGTH OF	OPP. STRENGTH	TEAM	ADJ	CONF.	ADJ CONF.	
Average RPI Loss:	118	RECORD	PCT. RANK	GAMES	SCHEDULE	OF SCHEDULE	RPI	RPI	RPI	RPI	
DIV. I ONLY	5-9-2	.375	149	4-4-2	194	190	188	.38478	189	22	22
DIV. I NON-CONF.	2-6-1	.27778	164	1-1-1	190	193	195	.39222	192	22	22
<hr/>											
TOTALS	RPI 1-25	RPI 26-50		W-L RECORDS		RPI 51-100		RPI 101-150		RPI 100+	
5-9-2	0-0-0	0-2-0		OVERALL		0-2-0		0-2-1		5-5-2	
2-4-1	0-0-0	0-1-0		HOME		0-1-0		0-1-0		2-2-1	
3-5-1	0-0-0	0-1-0		AWAY		0-1-0		0-1-1		3-3-1	
0-0-0	0-0-0	0-0-0		NEUTRAL		0-0-0		0-0-0		0-0-0	
<hr/>											
2-6-1	0-0-0	0-0-0		NON-CONFERENCE		0-2-0		0-2-1		2-4-1	
1-2-0	0-0-0	0-0-0		HOME		0-1-0		0-1-0		1-1-0	
1-4-1	0-0-0	0-0-		AWAY		0-1-0		0-1-1		1-3-1	
0-0-0	0-0-0	0-0-0		NEUTRAL		0-0-0		0-0-0		0-0-0	
<hr/>											
3-3-1	0-0-0	0-2-0		CONFERENCE		0-0-0		0-0-0		3-1-1	
1-2-1	0-0-0	0-1-0		HOME		0-0-0		0-0-0		1-1-1	
2-1-0	0-0-0	0-1-0		AWAY		0-0-0		0-0-0		2-0-0	
0-0-0	0-0-0	0-0-0		NEUTRAL		0-0-0		0-0-0		0-0-0	
<hr/>											
RPI S	Opponent	Score	RPI S	Opponent	Score	RPI S	Opponent	Score	RPI S	Opponent	Score
			41 H	Campbell	1 3	99 H	Stetson	0 2	112 A	Mercer	1 2
			50 A	High Point	0 2	100 A	Georgia St.	0 4	116 H	Furman	0 3
									122 A	Ga. Southern	1 1
									157 A	Mt. St. Mary's	3 4
									173 H	Radford	2 1
									180 A	Longwood	2 1
									182 H	Presbyterian	1 1
									185 A	USC Upstate	6 4
									186 H	Col. of Charleston	3 2
									191 A	Wofford	0 1
									200 H	UNC Asheville	0 3
									206 A	VMI	2 0
<hr/>											
LAST 10 GAMES											
			185 A	USC Upstate	6 4	41 H	Campbell	1 3			
			182 H	Presbyterian	1 1	200 H	UNC Asheville	0 3			
			122 A	Ga. Southern	1 1	112 A	Mercer	1 2			
			173 H	Radford	2 1	50 A	High Point	0 2			
			180 A	Longwood	2 1	186 H	Col. of Charleston	3 2			

Non-Div. I Games:

Winthrop

Average RPI Win:	182	WON-LOST	WINNING	LAST 10	STRENGTH OF	OPP. STRENGTH	TEAM	ADJ	CONF.	ADJ CONF.	
Average RPI Loss:	106	RECORD	PCT. RANK	GAMES	SCHEDULE	OF SCHEDULE	RPI	RPI	RPI	RPI	
DIV. I ONLY	5-11-2	.33333	162	4-5-1	184	174	192	.38307	190	19	18
DIV. I NON-CONF.	1-6-1	.1875	179	0	186	181	196	.37708	197	10	10
<hr/>											
TOTALS	RPI 1-25	RPI 26-50		W-L RECORDS	RPI 51-100		RPI 101-150		RPI 100+		
5-11-2	0-0-0	0-3-0		OVERALL	0-3-0		0-3-0		5-5-2		
3-4-1	0-0-0	0-1-0		HOME	0-2-0		0-1-0		3-1-1		
2-7-1	0-0-0	0-2-0		AWAY	0-1-0		0-2-0		2-4-1		
0-0-0	0-0-0	0-0-0		NEUTRAL	0-0-0		0-0-0		0-0-0		
<hr/>											
1-6-1	0-0-0	0-2-0		NON-CONFERENCE	0-1-0		0-1-0		1-3-1		
0-3-0	0-0-0	0-1-0		HOME	0-1-0		0-1-0		0-1-0		
1-3-1	0-0-0	0-0-		AWAY	0-0-0		0-0-0		1-2-1		
0-0-0	0-0-0	0-0-0		NEUTRAL	0-0-0		0-0-0		0-0-0		
<hr/>											
4-5-1	0-0-0	0-1-0		CONFERENCE	0-2-0		0-2-0		4-2-1		
3-1-1	0-0-0	0-0-0		HOME	0-1-0		0-0-0		3-0-1		
1-4-0	0-0-0	0-1-0		AWAY	0-1-0		0-2-0		1-2-0		
0-0-0	0-0-0	0-0-0		NEUTRAL	0-0-0		0-0-0		0-0-0		
<hr/>											
RPI S	Opponent	Score	RPI S	Opponent	Score	RPI S	Opponent	Score	RPI S	Opponent	Score
			40 A	Cal St. Fullerton	0 1	75 H	UTRGV	0 1	135 H	Gonzaga	0 2
			44 A	Seattle U	0 2	88 A	Utah Valley	0 1	143 A	UMKC	0 1
			48 H	Oral Roberts	0 1	90 H	UC Riverside	1 2	148 A	Houston Baptist	1 2
									160 A	Air Force	2 1
									161 H	Grand Canyon	0 0
									164 A	Duquesne	1 2
									167 H	San Jose St.	2 1
									177 H	UNLV	4 0
									193 A	Robert Morris	1 2
									194 A	IUPUI	1 1
									201 H	Incarnate Word	3 0
									205 A	Purdue Fort Wayne	4 0
									</		

Non-Div. I Games:

California Baptist

Average RPI Win:	177	WON-LOST	WINNING	LAST 10	STRENGTH OF	OPP. STRENGTH	TEAM	ADJ	CONF.	ADJ CONF.	
Average RPI Loss:	111	RECORD	PCT. RANK	GAMES	SCHEDULE	OF SCHEDULE	RPI	RPI	RPI	RPI	
DIV. I ONLY	4-12-1	.26471	185	2-7-1	154	202	195	.38178	191	24	24
DIV. I NON-CONF.	2-9-0	.18182	184	0-4-0	122	168	178	.40404	185	24	24
TOTALS	RPI 1-25	RPI 26-50	W-L RECORDS	RPI 51-100	RPI 101-150	RPI 100+					
4-12-1	0-0-0	0-3-0	OVERALL	0-1-0	1-6-0	4-8-1					
3-5-0	0-0-0	0-2-0	HOME	0-0-0	1-2-0	3-3-0					
1-6-1	0-0-0	0-1-0	AWAY	0-0-0	0-4-0	1-5-1					
0-1-0	0-0-0	0-0-0	NEUTRAL	0-1-0	0-0-0	0-0-0					
2-9-0	0-0-0	0-3-0	NON-CONFERENCE	0-1-0	0-3-0	2-5-0					
1-4-0	0-0-0	0-2-0	HOME	0-0-0	0-1-0	1-2-0					
1-4-0	0-0-0	0-0-	AWAY	0-0-0	0-2-0	1-3-0					
0-1-0	0-0-0	0-0-0	NEUTRAL	0-1-0	0-0-0	0-0-0					
2-3-1	0-0-0	0-0-0	CONFERENCE	0-0-0	1-3-0	2-3-1					
2-1-0	0-0-0	0-0-0	HOME	0-0-0	1-1-0	2-1-0					
0-2-1	0-0-0	0-0-0	AWAY	0-0-0	0-2-0	0-2-1					
0-0-0	0-0-0	0-0-0	NEUTRAL	0-0-0	0-0-0	0-0-0					
RPI S	Opponent	Score	RPI S	Opponent	Score	RPI S	Opponent	Score	RPI S	Opponent	Score
			31 H	Charlotte	2 3	75 N	UTRGV	1 2	112 H	Mercer	3 2
			41 H	Campbell	0 2				115 A	ETSU	1 2
			50 A	High Point	0 1				116 H	Furman	1 4
									122 A	Ga. Southern	2 3
									134 H	Gardner-Webb	0 1
									136 A	UNC Greensboro	0 3
									148 A	Houston Baptist	0 2
									180 H	Longwood	1 2
									185 A	USC Upstate	2 3
									189 H	Winthrop	1 0
									200 A	UNC Asheville	4 0
									203 A	Belmont	3 3
									206 H	VMI	3 0
			LAST 10 GAMES								
			115 A	ETSU	1 2	112 H	Mercer	3 2			
			116 H	Furman	1 4	203 A	Belmont	3 3			
			185 A	USC Upstate	2 3	180 H	Longwood	1 2			
			206 H	VMI	3 0	122 A	Ga. Southern	2 3			
			136 A	UNC Greensboro	0 3	41 H	Campbell	0 2			

Non-Div. I Games:

Wofford

Average RPI Win: 174		WON-LOST	WINNING	LAST 10	STRENGTH OF		OPP. STRENGTH	TEAM	ADJ	CONF.	ADJ CONF.
Average RPI Loss: 110		RECORD	PCT. RANK	GAMES	SCHEDULE		OF SCHEDULE	RPI	RPI	RPI	RPI
DIV. I ONLY		3-14-0	.17647	199	3-7-0		99	170	189	.38085	192
DIV. I NON-CONF.		2-7-0	.22222	175	2-1-0		97	153	183	.40936	181
TOTALS		RPI 1-25	RPI 26-50		W-L RECORDS		RPI 51-100		RPI 101-150		RPI 100+
3-14-0	0-1-0	0-0-0		OVERALL		0-6-0		0-2-0		3-7-0	
0-9-0	0-1-0	0-0-0		HOME		0-3-0		0-2-0		0-5-0	
3-5-0	0-0-0	0-0-0		AWAY		0-3-0		0-0-0		3-2-0	
0-0-0	0-0-0	0-0-0		NEUTRAL		0-0-0		0-0-0		0-0-0	
2-7-0	0-1-0	0-0-0		NON-CONFERENCE		0-3-0		0-2-0		2-3-0	
0-5-0	0-1-0	0-0-0		HOME		0-2-0		0-2-0		0-2-0	
2-2-0	0-0-0	0-0-0		AWAY		0-1-0		0-0-0		2-1-0	
0-0-0	0-0-0	0-0-0		NEUTRAL		0-0-0		0-0-0		0-0-0	
1-7-0	0-0-0	0-0-0		CONFERENCE		0-3-0		0-0-0		1-4-0	
0-4-0	0-0-0	0-0-0		HOME		0-1-0		0-0-0		0-3-0	
1-3-0	0-0-0	0-0-0		AWAY		0-2-0		0-0-0		1-1-0	
0-0-0	0-0-0	0-0-0		NEUTRAL		0-0-0		0-0-0		0-0-0	
RPI S	Opponent	Score		RPI S	Opponent	Score		RPI S	Opponent	Score	
19 H	Boston College	2	3					53 A	Loyola Maryland	1	8
								57 H	Lehigh	1	2
								60 H	Vermont	1	5
								74 H	Rhode Island	1	3
								89 A	Navy	0	4
								97 A	Santa Clara	0	3
								106 H	UMass Lowell	1	2
								146 H	Northeastern	0	2
								154 H	Lafayette	2	3
								159 A	Fordham	0	5
								165 A	Delaware	3	2
								171 A	Boston U.	1	0
								174 A	Army West Point	1	6
								176 H	American	0	1
								179 H	Bucknell	1	2
								187 A	Brown	1	0
LAST 10 GAMES				57 H	Lehigh	1	2	165 A	Delaware	3	2
				60 H	Vermont	1	5	179 H	Bucknell	1	2
				53 A	Loyola Maryland	1	8	176 H	American	0	1
				187 A	Brown	1	0	171 A	Boston U.	1	0
				174 A	Army West Point	1	6	154 H	Lafayette	2	3

Non-Div. I Games:

Holy Cross



Average RPI Win:	180	WON-LOST	WINNING	LAST 10	STRENGTH OF	OPP. STRENGTH	TEAM	ADJ	CONF.	ADJ CONF.							
Average RPI Loss:	127	RECORD	PCT. RANK	GAMES	SCHEDULE	OF SCHEDULE	RPI	RPI	RPI	RPI							
DIV. I ONLY	4-10-2	.3125	168	3-5-2	175	201	193	.37833	193	20	21						
DIV. I NON-CONF.	1-6-1	.1875	179	0-1-1	168	202	194	.38287	196	20	21						
<hr/>																	
TOTALS	RPI 1-25	RPI 26-50		W-L RECORDS		RPI 51-100		RPI 101-150		RPI 100+							
4-10-2	0-0-0	0-0-0		OVERALL		0-1-0		0-7-1		4-9-2							
3-6-2	0-0-0	0-0-0		HOME		0-0-0		0-4-1		3-6-2							
1-4-0	0-0-0	0-0-0		AWAY		0-1-0		0-3-0		1-3-0							
0-0-0	0-0-0	0-0-0		NEUTRAL		0-0-0		0-0-0		0-0-0							
<hr/>																	
1-6-1	0-0-0	0-0-0		NON-CONFERENCE		0-0-0		0-4-0		1-6-1							
1-4-1	0-0-0	0-0-0		HOME		0-0-0		0-2-0		1-4-1							
0-2-0	0-0-0	0-0-		AWAY		0-0-0		0-2-0		0-2-0							
0-0-0	0-0-0	0-0-0		NEUTRAL		0-0-0		0-0-0		0-0-0							
<hr/>																	
3-4-1	0-0-0	0-0-0		CONFERENCE		0-1-0		0-3-1		3-3-1							
2-2-1	0-0-0	0-0-0		HOME		0-0-0		0-2-1		2-2-1							
1-2-0	0-0-0	0-0-0		AWAY		0-1-0		0-1-0		1-1-0							
0-0-0	0-0-0	0-0-0		NEUTRAL		0-0-0		0-0-0		0-0-0							
<hr/>																	
RPI S	Opponent	Score	RPI S	Opponent	Score	RPI S	Opponent	Score	RPI S	Opponent	Score						
						69 A Merrimack	0	6	109 A Cleveland St.	0	4						
						111 H Bowling Green	0	2									
						113 H Oakland	1	5									
						123 A St. Francis Brooklyn	0	5									
						130 A La Salle	1	3									
						133 H LIU Brooklyn	0	3									
						142 H Bryant	1	2									
						145 H Fairleigh Dickinson	0	0									
						157 H Mt. St. Mary's	1	0									
						164 H Duquesne	0	2									
						175 H Sacred Heart	5	1									
						180 H Longwood	0	3									
						190 H California Baptist	2	1									
						196 H Howard	1	1									
						199 A Central Conn. St.	3	1									
						<hr/>											
						LAST 10 GAMES			69 A Merrimack			0	6				
						133 H LIU Brooklyn			145 H Fairleigh Dickinson			0	0				
						175 H Sacred Heart			157 H Mt. St. Mary's			1	0				
123 A St. Francis Brooklyn			196 H Howard			1	1										
142 H Bryant			164 H Duquesne			0	2										
199 A Central Conn. St.																	

Non-Div. I Games:

Robert Morris

Average RPI Win: 168		WON-LOST	WINNING	LAST 10	STRENGTH OF	OPP. STRENGTH	TEAM	ADJ	CONF.	ADJ CONF.		
Average RPI Loss: 121		RECORD	PCT. RANK	GAMES	SCHEDULE	OF SCHEDULE	RPI	RPI	RPI	RPI		
DIV. I ONLY		4-9-3	.34375	158	2-6-2	191	192	196	.37784	194	16	16
DIV. I NON-CONF.		2-5-2	.33333	152	1-2-1	203	190	202	.35171	202	21	20
<hr/>												
TOTALS		RPI 1-25		RPI 26-50		W-L RECORDS		RPI 51-100		RPI 101-150		RPI 100+
4-9-3	0-0-0			0-1-0	OVERALL		0-1-0		1-4-0		4-7-3	
3-4-2	0-0-0			0-1-0	HOME		0-1-0		1-2-0		3-2-2	
1-5-1	0-0-0			0-0-0	AWAY		0-0-0		0-2-0		1-5-1	
0-0-0	0-0-0			0-0-0	NEUTRAL		0-0-0		0-0-0		0-0-0	
2-5-2	0-0-0			0-0-0	NON-CONFERENCE		0-1-0		1-2-0		2-4-2	
2-2-2	0-0-0			0-0-0	HOME		0-1-0		1-1-0		2-1-2	
0-3-0	0-0-0			0-0-	AWAY		0-0-0		0-1-0		0-3-0	
0-0-0	0-0-0			0-0-0	NEUTRAL		0-0-0		0-0-0		0-0-0	
2-4-1	0-0-0			0-1-0	CONFERENCE		0-0-0		0-2-0		2-3-1	
1-2-0	0-0-0			0-1-0	HOME		0-0-0		0-1-0		1-1-0	
1-2-1	0-0-0			0-0-0	AWAY		0-0-0		0-1-0		1-2-1	
0-0-0	0-0-0			0-0-0	NEUTRAL		0-0-0		0-0-0		0-0-0	
RPI S	Opponent	Score	RPI S	Opponent	Score	RPI S	Opponent	Score	RPI S	Opponent	Score	
			47 H	UIC	1 7	56 H	Xavier	0 1	109 H	Cleveland St.	0 2	
									111 H	Bowling Green	0 1	
									113 A	Oakland	0 4	
									132 H	Cincinnati	1 0	
									148 A	Houston Baptist	1 2	
									151 A	Bradley	0 1	
									152 A	Milwaukee	2 2	
									153 A	Detroit Mercy	0 1	
									166 H	Green Bay	2 1	
									169 A	Northern Ky.	2 1	
									183 H	Western Ill.	2 2	
									190 H	California Baptist	1 1	
									198 A	Eastern Ill.	0 1	
									205 H	Purdue Fort Wayne	2 0	
<hr/>												
LAST 10 GAMES												
153 A	Detroit Mercy	0 1	113 A	Oakland	0 4							
183 H	Western Ill.	2 2	111 H	Bowling Green	0 1							
47 H	UIC	1 7	152 A	Milwaukee	2 2							
132 H	Cincinnati	1 0	198 A	Eastern Ill.	0 1							
109 H	Cleveland St.	0 2	166 H	Green Bay	2 1							

Non-Div. I Games:

IUPUI

Average RPI Win:	151	WON-LOST	WINNING	LAST 10	STRENGTH OF	OPP. STRENGTH	TEAM	ADJ	CONF.	ADJ CONF.	
Average RPI Loss:	125 <th>RECORD</th> <th>PCT. RANK</th> <th>GAMES</th> <th>SCHEDULE</th> <th>OF SCHEDULE</th> <th>RPI</th> <th>RPI</th> <th>RPI</th> <th>RPI</th>	RECORD	PCT. RANK	GAMES	SCHEDULE	OF SCHEDULE	RPI	RPI	RPI	RPI	
DIV. I ONLY	4-12-1	.26471	185	3-6-1	147	198	187	.375	195	18	20
DIV. I NON-CONF.	1-7-1	.16667	185	0-1-1	113	203	180	.39584	191	18	18
<hr/>											
TOTALS	RPI 1-25	RPI 26-50		W-L RECORDS	RPI 51-100		RPI 101-150		RPI 100+		
4-12-1	0-0-0	0-3-0		OVERALL	1-1-0		0-3-0		3-8-1		
3-4-1	0-0-0	0-0-0		HOME	1-0-0		0-3-0		2-4-1		
1-8-0	0-0-0	0-3-0		AWAY	0-1-0		0-0-0		1-4-0		
0-0-0	0-0-0	0-0-0		NEUTRAL	0-0-0		0-0-0		0-0-0		
<hr/>											
1-7-1	0-0-0	0-2-0		NON-CONFERENCE	0-1-0		0-1-0		1-4-1		
1-2-1	0-0-0	0-0-0		HOME	0-0-0		0-1-0		1-2-1		
0-5-0	0-0-0	0-0-		AWAY	0-1-0		0-0-0		0-2-0		
0-0-0	0-0-0	0-0-0		NEUTRAL	0-0-0		0-0-0		0-0-0		
<hr/>											
3-5-0	0-0-0	0-1-0		CONFERENCE	1-0-0		0-2-0		2-4-0		
2-2-0	0-0-0	0-0-0		HOME	1-0-0		0-2-0		1-2-0		
1-3-0	0-0-0	0-1-0		AWAY	0-0-0		0-0-0		1-2-0		
0-0-0	0-0-0	0-0-0		NEUTRAL	0-0-0		0-0-0		0-0-0		
<hr/>											
RPI S	Opponent	Score	RPI S	Opponent	Score	RPI S	Opponent	Score	RPI S	Opponent	Score
			41 A	Campbell	0 3	81 H	Dayton	3 2	119 H	VCU	0 1
			46 A	Saint Louis	0 2	89 A	Navy	0 1	130 H	La Salle	0 2
			49 A	Appalachian St.	0 2				134 H	Gardner-Webb	2 3
									158 A	Drexel	0 2
									159 A	Fordham	1 3
									163 H	Davidson	1 0
									176 H	American	2 1
									179 H	Bucknell	1 1
									180 A	Longwood	0 2
									184 A	George Washington	2 1
									188 A	St. Bonaventure	1 3
									202 H	Liberty	1 3
<hr/>											
LAST 10 GAMES											
			119 H	VCU	0 1	46 A	Saint Louis	0 2			
			159 A	Fordham	1 3	81 H	Dayton	3 2			
			130 H	La Salle	0 2	180 A	Longwood	0 2			
			188 A	St. Bonaventure	1 3	184 A	George Washington	2 1			
			163 H	Davidson	1 0	179 H	Bucknell	1 1			

Non-Div. I Games:

George Mason

Average RPI Win:	151	WON-LOST RECORD	WINNING PCT. RANK	LAST 10 GAMES	STRENGTH OF SCHEDULE	OPP. STRENGTH OF SCHEDULE	TEAM RPI	ADJ RPI	CONF. RPI	ADJ CONF. RPI					
DIV. I ONLY		5-10-1	.34375 158	4-6-0	186	186	190	.37281 196	11	11					
DIV. I NON-CONF.		3-8-1	.29167 163	2-4-0	202	195	200	.3431 203	11	12					
<hr/>															
TOTALS	RPI 1-25	RPI 26-50		W-L RECORDS	RPI 51-100		RPI 101-150		RPI 100+						
5-10-1	0-0-0	0-2-0		OVERALL	1-1-0		2-2-0		4-7-1						
2-5-0	0-0-0	0-0-0		HOME	1-0-0		1-2-0		1-5-0						
3-5-1	0-0-0	0-2-0		AWAY	0-1-0		1-0-0		3-2-1						
0-0-0	0-0-0	0-0-0		NEUTRAL	0-0-0		0-0-0		0-0-0						
<hr/>															
3-8-1	0-0-0	0-1-0		NON-CONFERENCE	0-0-0		1-2-0		3-7-1						
0-5-0	0-0-0	0-0-0		HOME	0-0-0		0-2-0		0-5-0						
3-3-1	0-0-0	0-0-		AWAY	0-0-0		1-0-0		3-2-1						
0-0-0	0-0-0	0-0-0		NEUTRAL	0-0-0		0-0-0		0-0-0						
<hr/>															
2-2-0	0-0-0	0-1-0		CONFERENCE	1-1-0		1-0-0		1-0-0						
2-0-0	0-0-0	0-0-0		HOME	1-0-0		1-0-0		1-0-0						
0-2-0	0-0-0	0-1-0		AWAY	0-1-0		0-0-0		0-0-0						
0-0-0	0-0-0	0-0-0		NEUTRAL	0-0-0		0-0-0		0-0-0						
<hr/>															
RPI S	Opponent	Score	RPI S	Opponent	Score	RPI S	Opponent	Score	RPI S	Opponent	Score				
36 A	Pittsburgh	0 6	79 A	Coastal Caro.	0 2	122 H	Ga. Southern	3 0	123 H	St. Francis Brooklyn	0 1				
49 A	Appalachian St.	0 4	100 H	Georgia St.	2 1	130 H	La Salle	0 1	142 A	Bryant	3 2				
						157 H	Mt. St. Mary's	0 1	173 A	Radford	1 2				
						180 A	Longwood	0 3	184 A	George Washington	1 0	187 H	Brown	0 1	
						188 H	St. Bonaventure	2 4	193 A	Robert Morris	1 1	206 A	VMI	4 2	
						LAST 10 GAMES									
						79 A	Coastal Caro.	0 2	49 A	Appalachian St.	0 4	36 A	Pittsburgh	0 6	
						188 H	St. Bonaventure	2 4	173 A	Radford	1 2	206 A	VMI	4 2	
						122 H	Ga. Southern	3 0	130 H	La Salle	0 1				
						100 H	Georgia St.	2 1							
						184 A	George Washington	1 0							

**Non-Div. I Games:**

Howard

Average RPI Win: 193		WON-LOST RECORD		WINNING PCT. RANK		LAST 10 GAMES		STRENGTH OF SCHEDULE		OPP. STRENGTH OF SCHEDULE		TEAM RPI		ADJ RPI		CONF. RPI		ADJ CONF. RPI					
DIV. I ONLY		2-12-2		.1875		198		2-7-1		168		166		202		.36946		197		21		19	
DIV. I NON-CONF.		0-6-1		.07143		202		0-1-0		126		138		192		.39675		190		17		17	
TOTALS		RPI 1-25		RPI 26-50		W-L RECORDS		RPI 51-100		RPI 101-150		RPI 100+											
2-12-2		0-0-0		0-0-0		OVERALL		0-4-0		0-6-2		2-8-2											
1-6-0		0-0-0		0-0-0		HOME		0-4-0		0-1-0		1-2-0											
1-6-2		0-0-0		0-0-0		AWAY		0-0-0		0-5-2		1-6-2											
0-0-0		0-0-0		0-0-0		NEUTRAL		0-0-0		0-0-0		0-0-0											
0-6-1		0-0-0		0-0-0		NON-CONFERENCE		0-2-0		0-3-1		0-4-1											
0-3-0		0-0-0		0-0-0		HOME		0-2-0		0-1-0		0-1-0											
0-3-1		0-0-0		0-0-		AWAY		0-0-0		0-2-1		0-3-1											
0-0-0		0-0-0		0-0-0		NEUTRAL		0-0-0		0-0-0		0-0-0											
2-6-1		0-0-0		0-0-0		CONFERENCE		0-2-0		0-3-1		2-4-1											
1-3-0		0-0-0		0-0-0		HOME		0-2-0		0-0-0		1-1-0											
1-3-1		0-0-0		0-0-0		AWAY		0-0-0		0-3-1		1-3-1											
0-0-0		0-0-0		0-0-0		NEUTRAL		0-0-0		0-0-0		0-0-0											
RPI	S	Opponent		Score		RPI	S	Opponent		Score		RPI	S	Opponent		Score							

Non-Div. I Games:

Monmouth

Average RPI Win: 188		WON-LOST	WINNING	LAST 10	STRENGTH OF		OPP. STRENGTH	TEAM	ADJ	CONF.	ADJ CONF.
Average RPI Loss: 108		RECORD	PCT. RANK	GAMES	SCHEDULE		OF SCHEDULE	RPI	RPI	RPI	RPI
DIV. I ONLY		4-8-2	.35714	155	3-5-2		206	145	198	.36936	198
DIV. I NON-CONF.		3-6-0	.33333	152	2-3-0		199	143	197	.3848	195
TOTALS		RPI 1-25	RPI 26-50		W-L RECORDS		RPI 51-100		RPI 101-150		RPI 100+
4-8-2	0-0-0	0-1-0		OVERALL		0-3-0		0-1-1		4-4-2	
2-2-1	0-0-0	0-1-0		HOME		0-0-0		0-0-0		2-1-1	
2-5-1	0-0-0	0-0-0		AWAY		0-2-0		0-1-1		2-3-1	
0-1-0	0-0-0	0-0-0		NEUTRAL		0-1-0		0-0-0		0-0-0	
3-6-0	0-0-0	0-0-0		NON-CONFERENCE		0-3-0		0-1-0		3-3-0	
2-1-0	0-0-0	0-0-0		HOME		0-0-0		0-0-0		2-1-0	
1-4-0	0-0-0	0-0-		AWAY		0-2-0		0-1-0		1-2-0	
0-1-0	0-0-0	0-0-0		NEUTRAL		0-1-0		0-0-0		0-0-0	
1-2-2	0-0-0	0-1-0		CONFERENCE		0-0-0		0-0-1		1-1-2	
0-1-1	0-0-0	0-1-0		HOME		0-0-0		0-0-0		0-0-1	
1-1-1	0-0-0	0-0-0		AWAY		0-0-0		0-0-1		1-1-1	
0-0-0	0-0-0	0-0-0		NEUTRAL		0-0-0		0-0-0		0-0-0	
RPI S	Opponent	Score	RPI S	Opponent	Score	RPI S	Opponent	Score	RPI S	Opponent	Score
			48 H	Oral Roberts	0 2	56 A	Xavier	0 3	101 A	Northern Ill.	1 5
						66 A	Northwestern	0 1	118 A	Denver	0 0
						86 N	Ohio St.	2 3	151 A	Bradley	1 0
									152 H	Milwaukee	0 2
									162 H	Omaha	0 0
									172 A	Evansville	1 3
									183 A	Western Ill.	1 2
									194 H	IUPUI	1 0
									203 H	Belmont	3 2
									205 A	Purdue Fort Wayne	1 0
LAST 10 GAMES											
			205 A	Purdue Fort Wayne	1 0	48 H	Oral Roberts	0 2			
			183 A	Western Ill.	1 2	194 H	IUPUI	1 0			
			162 H	Omaha	0 0	118 A	Denver	0 0			
			152 H	Milwaukee	0 2	203 H	Belmont	3 2			
			101 A	Northern Ill.	1 5	66 A	Northwestern	0 1			

Non-Div. I Games: St. Xavier 2 0

Eastern Ill.

Average RPI Win:	0	WON-LOST	WINNING	LAST 10	STRENGTH OF	OPP. STRENGTH	TEAM	ADJ	CONF.	ADJ CONF.		
Average RPI Loss:	118	RECORD	PCT. RANK	GAMES	SCHEDULE	OF SCHEDULE	RPI	RPI	RPI	RPI		
DIV. I ONLY		0-13-1	.03571	205	0-10-0	66	204	200	.3667	199	20	21
DIV. I NON-CONF.		0-5-1	.08333	200	0-2-0	21	188	185	.40926	182	20	21
<hr/>												
TOTALS	RPI 1-25	RPI 26-50		W-L RECORDS		RPI 51-100		RPI 101-150		RPI 100+		
0-13-1	0-0-0	0-0-0		OVERALL		0-5-1		0-5-0		0-8-0		
0-9-1	0-0-0	0-0-0		HOME		0-4-1		0-3-0		0-5-0		
0-4-0	0-0-0	0-0-0		AWAY		0-1-0		0-2-0		0-3-0		
0-0-0	0-0-0	0-0-0		NEUTRAL		0-0-0		0-0-0		0-0-0		
<hr/>												
0-5-1	0-0-0	0-0-0		NON-CONFERENCE		0-4-1		0-0-0		0-1-0		
0-4-1	0-0-0	0-0-0		HOME		0-3-1		0-0-0		0-1-0		
0-1-0	0-0-0	0-0-		AWAY		0-1-0		0-0-0		0-0-0		
0-0-0	0-0-0	0-0-0		NEUTRAL		0-0-0		0-0-0		0-0-0		
<hr/>												
0-8-0	0-0-0	0-0-0		CONFERENCE		0-1-0		0-5-0		0-7-0		
0-5-0	0-0-0	0-0-0		HOME		0-1-0		0-3-0		0-4-0		
0-3-0	0-0-0	0-0-0		AWAY		0-0-0		0-2-0		0-3-0		
0-0-0	0-0-0	0-0-0		NEUTRAL		0-0-0		0-0-0		0-0-0		
<hr/>												
RPI	S	Opponent	Score	RPI	S	Opponent	Score	RPI	S	Opponent	Score	
				61 H Yale 0 4				102 H Saint Francis (PA) 1 3				
				69 H Merrimack 0 6				123 H St. Francis Brooklyn 2 4				
				74 H Rhode Island 1 1				133 H LIU Brooklyn 1 3				
				77 A Seton Hall 0 6				142 A Bryant 0 4				
				84 H Hartford 0 2				145 A Fairleigh Dickinson 1 5				
				96 H Quinnipiac 1 4				155 H Massachusetts 0 6				
								157 A Mt. St. Mary's 2 3				
				193 H Robert Morris 1 3								
<hr/>												
				LAST 10 GAMES								
69 H Merrimack 0 6				193 H Robert Morris 1 3								
133 H LIU Brooklyn 1 3				142 A Bryant 0 4								
102 H Saint Francis (PA) 1 3				61 H Yale 0 4								
145 A Fairleigh Dickinson 1 5				123 H St. Francis Brooklyn 2 4								
157 A Mt. St. Mary's 2 3				84 H Hartford 0 2								

Non-Div. I Games:

Central Conn. St.

Average RPI Win:		193	WON-LOST	WINNING	LAST 10	STRENGTH OF		OPP. STRENGTH	TEAM	ADJ	CONF.	ADJ CONF.
Average RPI Loss:		116	RECORD	PCT. RANK	GAMES	SCHEDULE		OF SCHEDULE	RPI	RPI	RPI	RPI
DIV. I ONLY		3-12-1		.21875	194	2-8-0		157	199	197	.36204	200
DIV. I NON-CONF.		1-7-1		.16667	185	0-3-0		171	192	199	.36679	199
TOTALS		RPI 1-25		RPI 26-50		W-L RECORDS		RPI 51-100		RPI 101-150		RPI 100+
3-12-1		0-0-0		0-3-0		OVERALL		0-2-1		0-3-0		3-7-0
1-5-1		0-0-0		0-2-0		HOME		0-0-1		0-1-0		1-3-0
2-7-0		0-0-0		0-1-0		AWAY		0-2-0		0-2-0		2-4-0
0-0-0		0-0-0		0-0-0		NEUTRAL		0-0-0		0-0-0		0-0-0
1-7-1		0-0-0		0-1-0		NON-CONFERENCE		0-2-1		0-2-0		1-4-0
1-2-1		0-0-0		0-0-0		HOME		0-0-1		0-1-0		1-2-0
0-5-0		0-0-0		0-0-		AWAY		0-2-0		0-1-0		0-2-0
0-0-0		0-0-0		0-0-0		NEUTRAL		0-0-0		0-0-0		0-0-0
2-5-0		0-0-0		0-2-0		CONFERENCE		0-0-0		0-1-0		2-3-0
0-3-0		0-0-0		0-2-0		HOME		0-0-0		0-0-0		0-1-0
2-2-0		0-0-0		0-0-0		AWAY		0-0-0		0-1-0		2-2-0
0-0-0		0-0-0		0-0-0		NEUTRAL		0-0-0		0-0-0		0-0-0
RPI S	Opponent	Score	RPI S	Opponent	Score	RPI S	Opponent	Score	RPI S	Opponent	Score	
			41 H	Campbell	1 7	56 A	Xavier	0 4	116 A	Furman	1 2	
			49 A	Appalachian St.	0 1	89 A	Navy	1 3	134 A	Gardner-Webb	0 5	
			50 H	High Point	3 4	100 H	Georgia St.	2 2	136 H	UNC Greensboro	1 5	
									172 A	Evansville	0 1	
									173 H	Radford	1 2	
									180 A	Longwood	1 3	
									185 A	USC Upstate	1 0	
									189 A	Winthrop	3 0	
									191 H	Wofford	0 4	
									206 H	VMI	2 1	
LAST 10 GAMES												
			180 A	Longwood	1 3	189 A	Winthrop	3 0				
			56 A	Xavier	0 4	50 H	High Point	3 4				
			134 A	Gardner-Webb	0 5	185 A	USC Upstate	1 0				
			41 H	Campbell	1 7	49 A	Appalachian St.	0 1				
			173 H	Radford	1 2	191 H	Wofford	0 4				

Non-Div. I Games:

UNC Asheville



Average RPI Win:		165	WON-LOST RECORD		WINNING PCT. RANK		LAST 10 GAMES		STRENGTH OF SCHEDULE		OPP. STRENGTH OF SCHEDULE		TEAM RPI		ADJ RPI		CONF. RPI		ADJ CONF. RPI			
DIV. I ONLY			3-12-0		.2 195		1-9-0		179		143		199		.35853 201		19		18			
DIV. I NON-CONF.			2-3-0		.4 135		0		125		89		182		.41731 178		10		10			
TOTALS		RPI 1-25		RPI 26-50		W-L RECORDS		RPI 51-100		RPI 101-150		RPI 100+										
3-12-0		0-1-0		0-2-0		OVERALL		0-2-0		2-2-0		3-7-0										
0-5-0		0-0-0		0-1-0		HOME		0-1-0		0-0-0		0-3-0										
3-7-0		0-1-0		0-1-0		AWAY		0-1-0		2-2-0		3-4-0										
0-0-0		0-0-0		0-0-0		NEUTRAL		0-0-0		0-0-0		0-0-0										
2-3-0		0-1-0		0-1-0		NON-CONFERENCE		0-1-0		1-0-0		2-0-0										
0-0-0		0-0-0		0-0-0		HOME		0-0-0		0-0-0		0-0-0										
2-3-0		0-1-0		0-0-		AWAY		0-1-0		1-0-0		2-0-0										
0-0-0		0-0-0		0-0-0		NEUTRAL		0-0-0		0-0-0		0-0-0										
1-9-0		0-0-0		0-1-0		CONFERENCE		0-1-0		1-2-0		1-7-0										
0-5-0		0-0-0		0-1-0		HOME		0-1-0		0-0-0		0-3-0										
1-4-0		0-0-0		0-0-0		AWAY		0-0-0		1-2-0		1-4-0										
0-0-0		0-0-0		0-0-0		NEUTRAL		0-0-0		0-0-0		0-0-0										
RPI	S	Opponent		Score		RPI	S	Opponent		Score		RPI	S	Opponent		Score						
21	A	Central Ark.		1	2	44	H	Seattle U		0	1	85	A	Tulsa		0	4	126	A	CSU Bakersfield	0	4
						48	A	Oral Roberts		0	1	88	H	Utah Valley		0	1	143	A	UMKC	1	2
																		144	A	UMBC	2	1
																		148	A	Houston Baptist	1	0
																		160	H	Air Force	1	3
																		161	A	Grand Canyon	0	1
																		167	H	San Jose St.	1	2
																		177	H	UNLV	0	1
																		190	A	California Baptist	0	3
																		202	A	Liberty	1	0
LAST 10 GAMES																						
						167	H	San Jose St.		1	2	148	A	Houston Baptist		1	0					
								44 H Seattle U		0	1	143	A	UMKC		1	2					
								190 A California Baptist		0	3	88	H	Utah Valley		0	1					
								126 A CSU Bakersfield		0	4	160	H	Air Force		1	3					
								177 H UNLV		0	1	161	A	Grand Canyon		0	1					

Non-Div. I Games: Our Lady of the Lake 1 0

Incarnate Word

Average RPI Win: 175		WON-LOST	WINNING	LAST 10	STRENGTH OF		OPP. STRENGTH	TEAM	ADJ		CONF.	ADJ CONF.	
Average RPI Loss: 127		RECORD	PCT. RANK	GAMES	SCHEDULE		OF SCHEDULE	RPI	RPI		RPI	RPI	
DIV. I ONLY		5-12-0	.29412	175	2-8-0		205	162	201	.35572	202	15	15
DIV. I NON-CONF.		4-7-0	.36364	147	1-4-0		206	183	204	.33981	204	15	16
TOTALS		RPI 1-25	RPI 26-50		W-L RECORDS		RPI 51-100		RPI 101-150		RPI 100+		
5-12-0	0-0-0	0-1-0		OVERALL		0-3-0		1-5-0		5-8-0			
2-7-0	0-0-0	0-0-0		HOME		0-2-0		0-2-0		2-5-0			
3-5-0	0-0-0	0-1-0		AWAY		0-1-0		1-3-0		3-3-0			
0-0-0	0-0-0	0-0-0		NEUTRAL		0-0-0		0-0-0		0-0-0			
4-7-0	0-0-0	0-1-0		NON-CONFERENCE		0-1-0		0-2-0		4-5-0			
2-4-0	0-0-0	0-0-0		HOME		0-0-0		0-1-0		2-4-0			
2-3-0	0-0-0	0-0-		AWAY		0-1-0		0-1-0		2-1-0			
0-0-0	0-0-0	0-0-0		NEUTRAL		0-0-0		0-0-0		0-0-0			
1-5-0	0-0-0	0-0-0		CONFERENCE		0-2-0		1-3-0		1-3-0			
0-3-0	0-0-0	0-0-0		HOME		0-2-0		0-1-0		0-1-0			
1-2-0	0-0-0	0-0-0		AWAY		0-0-0		1-2-0		1-2-0			
0-0-0	0-0-0	0-0-0		NEUTRAL		0-0-0		0-0-0		0-0-0			
RPI	S	Opponent	Score	RPI	S	Opponent	Score	RPI	S	Opponent	Score		
				36	A	Pittsburgh	0 3	71	H	FGCU	0 2		
								89	A	Navy	0 1		
								99	H	Stetson	0 1		
	</												

Non-Div. I Games:

Liberty

Belmont

Average RPI Win:	159	WON-LOST	WINNING	LAST 10	STRENGTH OF	OPP. STRENGTH	TEAM	ADJ	CONF.	ADJ CONF.			
Average RPI Loss:	133	RECORD	PCT. RANK	GAMES	SCHEDULE	OF SCHEDULE	RPI	RPI	RPI	RPI			
DIV. I ONLY	2-14-0	.125	202	1-9-0	166	197	204	.33086	204	21	19		
DIV. I NON-CONF.	1-6-0	.14286	194	0-1-0	159	196	203	.35242	201	17	17		
<hr/>													
TOTALS	RPI 1-25	RPI 26-50		W-L RECORDS		RPI 51-100		RPI 101-150		RPI 100+			
2-14-0	0-0-0	0-0-0		OVERALL		0-4-0		1-5-0		2-10-0			
1-7-0	0-0-0	0-0-0		HOME		0-1-0		0-2-0		1-6-0			
1-7-0	0-0-0	0-0-0		AWAY		0-3-0		1-3-0		1-4-0			
0-0-0	0-0-0	0-0-0		NEUTRAL		0-0-0		0-0-0		0-0-0			
<hr/>													
1-6-0	0-0-0	0-0-0		NON-CONFERENCE		0-1-0		1-2-0		1-5-0			
0-3-0	0-0-0	0-0-0		HOME		0-0-0		0-1-0		0-3-0			
1-3-0	0-0-0	0-0-		AWAY		0-1-0		1-1-0		1-2-0			
0-0-0	0-0-0	0-0-0		NEUTRAL		0-0-0		0-0-0		0-0-0			
<hr/>													
1-8-0	0-0-0	0-0-0		CONFERENCE		0-3-0		0-3-0		1-5-0			
1-4-0	0-0-0	0-0-0		HOME		0-1-0		0-1-0		1-3-0			
0-4-0	0-0-0	0-0-0		AWAY		0-2-0		0-2-0		0-2-0			
0-0-0	0-0-0	0-0-0		NEUTRAL		0-0-0		0-0-0		0-0-0			
<hr/>													
RPI	S	Opponent	Score	RPI	S	Opponent	Score	RPI	S	Opponent	Score		
				59 H Iona				1	3	105 H Cornell		0	2
				88 A Utah Valley				3	4	111 A Bowling Green		1	4
				95 A Saint Peter's				3	4	125 A Fairfield		0	1
				96 A Quinnipiac				0	5	129 H Manhattan		1	2
										140 A Rider		1	3
										147 A Binghamton		2	1
										169 H Northern Ky.		0	2
										170 H Niagara		1	0
										179 H Bucknell		1	4
										181 H Siena		1	3
						188 A St. Bonaventure		0	3				
						197 H Monmouth		1	4				
<hr/>													
				LAST 10 GAMES									
197 H Monmouth				1	4	95 A Saint Peter's				3	4		
125 A Fairfield				0	1	170 H Niagara				1	0		
129 H Manhattan				1	2	140 A Rider				1	3		
96 A Quinnipiac				0	5	181 H Siena				1	3		
59 H Iona				1	3	111 A Bowling Green				1	4		

Non-Div. I Games:

Canisius

[illegible]

<b>Non-Div. I Games:</b>	<b>Marian (IN)</b>	<b>3</b>	<b>1</b>
--------------------------	--------------------	----------	----------

Purdue Fort Wayne

Average RPI Win:	0	WON-LOST	WINNING	LAST 10	STRENGTH OF	OPP. STRENGTH	TEAM	ADJ	CONF.	ADJ CONF.		
Average RPI Loss:	158	RECORD	PCT. RANK	GAMES	SCHEDULE	OF SCHEDULE	RPI	RPI	RPI	RPI		
DIV. I ONLY		0-15-0	0	206	1-9-0	192	206	206	.25637	206	24	24
DIV. I NON-CONF.		0-9-0	0	205	0-4-0	185	206	206	.26451	206	24	24
<hr/>												
TOTALS	RPI 1-25			RPI 26-50	W-L RECORDS		RPI 51-100		RPI 101-150		RPI 100+	
0-15-0	0-0-0			0-0-0	OVERALL		0-1-0		0-6-0		0-14-0	
0-7-0	0-0-0			0-0-0	HOME		0-1-0		0-3-0		0-6-0	
0-8-0	0-0-0			0-0-0	AWAY		0-0-0		0-3-0		0-8-0	
0-0-0	0-0-0			0-0-0	NEUTRAL		0-0-0		0-0-0		0-0-0	
0-9-0	0-0-0			0-0-0	NON-CONFERENCE		0-1-0		0-2-0		0-8-0	
0-4-0	0-0-0			0-0-0	HOME		0-1-0		0-1-0		0-3-0	
0-5-0	0-0-0			0-0-	AWAY		0-0-0		0-1-0		0-5-0	
0-0-0	0-0-0			0-0-0	NEUTRAL		0-0-0		0-0-0		0-0-0	
0-6-0	0-0-0			0-0-0	CONFERENCE		0-0-0		0-4-0		0-6-0	
0-3-0	0-0-0			0-0-0	HOME		0-0-0		0-2-0		0-3-0	
0-3-0	0-0-0			0-0-0	AWAY		0-0-0		0-2-0		0-3-0	
0-0-0	0-0-0			0-0-0	NEUTRAL		0-0-0		0-0-0		0-0-0	
RPI	S	Opponent	Score	RPI	S	Opponent	Score	RPI	S	Opponent	Score	
						95 H Saint Peter's	0 5			112 A Mercer	1 4	
										115 H ETSU	0 3	
										116 H Furman	0 3	
										131 A NJIT	0 5	
										134 H Gardner-Webb	1 2	
										136 A UNC Greensboro	0 4	
										164 A Duquesne	0 1	
										180 A Longwood	1 5	
										189 H Winthrop	0 2	
										191 A Wofford	0 3	
										196 H Howard	2 4	
										200 A UNC Asheville	1 2	
										202 A Liberty	0 1	
										203 H Belmont	1 3	
<hr/>												
				LAST 10 GAMES								
						112 A Mercer	1 4			136 A UNC Greensboro	0 4	
						203 H Belmont	1 3			131 A NJIT	0 5	
						191 A Wofford	0 3			196 H Howard	2 4	
						115 H ETSU	0 3			95 H Saint Peter's	0 5	
						116 H Furman	0 3			202 A Liberty	0 1	

Non-Div. I Games: Regent 4 0

VMI