

Average RPI Win:		75	WON-LOST		WINNING		LAST 10		STRENGTH OF		OPP. STRENGTH		TEAM	ADJ		CONF.	ADJ CONF.							
Average RPI Loss:		4	RECORD		PCT. RANK		GAMES		SCHEDULE		OF SCHEDULE		RPI	RPI		RPI	RPI							
DIV. I ONLY			41-2-0		.95349		1		10-0-0		30		8		2		.7064		1		3		3	
DIV. I NON-CONF.			29-2-0		.93548		3		1-0-0		29		6		3		.69506		3		3		3	
TOTALS		RPI 1-25		RPI 26-50		W-L RECORDS		RPI 51-100		RPI 101-150		RPI 150+												
41-2-0		13-2-0		4-0-0		OVERALL		11-0-0		9-0-0		4-0-0												
12-0-0		5-0-0		1-0-0		HOME		6-0-0		0-0-0		0-0-0												
14-0-0		6-0-0		0-0-0		AWAY		4-0-0		4-0-0		0-0-0												
15-2-0		2-2-0		3-0-0		NEUTRAL		1-0-0		5-0-0		4-0-0												
29-2-0		7-2-0		4-0-0		NON-CONFERENCE		8-0-0		6-0-0		4-0-0												
9-0-0		5-0-0		1-0-0		HOME		3-0-0		0-0-0		0-0-0												
5-0-0		0-0-0		0-0-		AWAY		4-0-0		1-0-0		0-0-0												
15-2-0		2-2-0		3-0-0		NEUTRAL		1-0-0		5-0-0		4-0-0												
12-0-0		6-0-0		0-0-0		CONFERENCE		3-0-0		3-0-0		0-0-0												
3-0-0		0-0-0		0-0-0		HOME		3-0-0		0-0-0		0-0-0												
9-0-0		6-0-0		0-0-0		AWAY		0-0-0		3-0-0		0-0-0												
0-0-0		0-0-0		0-0-0		NEUTRAL		0-0-0		0-0-0		0-0-0												
RPI	S	Opponent		Score		RPI	S	Opponent		Score		RPI	S	Opponent		Score								
2	N	UCLA		1	7	35	N	Notre Dame		6	2	54	H	North Texas		8	0							
3	N	Arizona		2	1	42	H	Oregon St.		3	0	58	H	Baylor		16	0							
5	A	Texas		4	3	45	N	Illinois		11	1	58	H	Baylor		8	0							
5	A	Texas		9	2	48	N	Cal St. Fullerton		9	1	58	H	Baylor		7	5							
5	A	Texas		3	1							64	A	Grand Canyon		7	1							
6	N	Florida St.		4	7							64	H	Grand Canyon		1	0							
10	H	Northwestern		7	0							68	A	Loyola Marymount		14	0							
10	H	Northwestern		8	0							80	N	BYU		5	0							
16	N	Kentucky		9	1							93	H	McNeese		6	1							
20	H	Louisiana		9	1							95	A	Utah		11	2							
21	A	Texas Tech		8	3							95	A	Utah		13	3							
21	A	Texas Tech		5	1									San Diego St.		9	0							
21	A	Texas Tech		13	1									Fla. Atlantic		4	0							
22	H	Tulsa		10	1									Syracuse		6	0							
24	H	Drake		5	2									Syracuse		9	1							
														CSUN		11	0							
														Kansas		10	0							
														Kansas		8	0							
														Kansas		5	0							
														Hofstra		17	3							
														Charlotte		13	0							
														UC Santa Barbara		12	1							
														UC Santa Barbara		8	0							
														Dartmouth		10	0							
LAST 10 GAMES																								
														130 A Kansas		10	0							
														58 H Baylor		16	0							
														58 H Baylor		8	0							
														58 H Baylor		7	5							
														95 A Utah		13	3							

Non-Div. I Games:

Oklahoma

Average RPI Win:	76	WON-LOST	WINNING	LAST 10	STRENGTH OF	OPP. STRENGTH	TEAM	ADJ	CONF.	ADJ CONF.		
Average RPI Loss:	25	RECORD	PCT. RANK	GAMES	SCHEDULE	OF SCHEDULE	RPI	RPI	RPI	RPI		
DIV. I ONLY		40-2-0	.95238	2	9-1-0	23	10	1	.70034	2	2	2
DIV. I NON-CONF.		26-1-0	.96296	2	0	40	19	4	.68712	4	2	2
<hr/>												
TOTALS	RPI 1-25	RPI 26-50		W-L RECORDS		RPI 51-100		RPI 101-150		RPI 150+		
40-2-0	8-1-0	11-1-0		OVERALL		11-0-0		4-0-0		6-0-0		
14-1-0	1-0-0	3-1-0		HOME		7-0-0		1-0-0		2-0-0		
12-0-0	3-0-0	6-0-0		AWAY		1-0-0		2-0-0		0-0-0		
14-1-0	4-1-0	2-0-0		NEUTRAL		3-0-0		1-0-0		4-0-0		
26-1-0	5-1-0	3-0-0		NON-CONFERENCE		8-0-0		4-0-0		6-0-0		
9-0-0	1-0-0	1-0-0		HOME		4-0-0		1-0-0		2-0-0		
3-0-0	0-0-0	0-0-		AWAY		1-0-0		2-0-0		0-0-0		
14-1-0	4-1-0	2-0-0		NEUTRAL		3-0-0		1-0-0		4-0-0		
14-1-0	3-0-0	8-1-0		CONFERENCE		3-0-0		0-0-0		0-0-0		
5-1-0	0-0-0	2-1-0		HOME		3-0-0		0-0-0		0-0-0		
9-0-0	3-0-0	6-0-0		AWAY		0-0-0		0-0-0		0-0-0		
0-0-0	0-0-0	0-0-0		NEUTRAL		0-0-0		0-0-0		0-0-0		
RPI S	Opponent	Score	RPI S	Opponent	Score	RPI S	Opponent	Score	RPI S	Opponent	Score	
1 N	Oklahoma	7 1	30 N	Missouri	11 3	56 H	Liberty	4 3	112 N	Boston U.	12 0	
4 A	Washington	4 2	32 A	Arizona St.	16 5	57 H	Fresno St.	8 0	121 A	Hawaii	7 0	
4 A	Washington	3 0	32 A	Arizona St.	9 0	57 N	Fresno St.	8 2	129 A	CSUN	14 2	
4 A	Washington	15 6	32 A	Arizona St.	10 0	68 H	Loyola Marymount	3 1	134 H	UC Riverside	17 3	
9 N	Florida	7 1	34 N	Colorado St.	3 0	70 H	California	1 0	159 N	UConn	4 0	
9 N	Florida	4 0	37 H	Oregon	3 4	70 H	California	6 0	199 N	Georgia St.	9 1	
13 N	Michigan	1 3	37 H	Oregon	8 3	70 H	California	3 2	201 H	UC Santa Barbara	6 0	
15 H	Ole Miss	4 0	37 H	Oregon	8 1	71 N	UT Arlington	2 1	239 N	Saint Mary's (CA)	9 1	
16 N	Kentucky	12 4	42 A	Oregon St.	10 2	80 H	BYU	8 2	239 N	Saint Mary's (CA)	13 1	
			42 A	Oregon St.	7 0	81 A	Long Beach St.	5 3	252 H	Robert Morris	11 0	
			42 A	Oregon St.	8 1	99 N	Nebraska	9 1				
			48 H	Cal St. Fullerton	5 1							
			LAST 10 GAMES									
			42 A	Oregon St.	7 0	37 H	Oregon	3 4				
			42 A	Oregon St.	10 2	32 A	Arizona St.	16 5				
			42 A	Oregon St.	8 1	32 A	Arizona St.	9 0				
			37 H	Oregon	8 1	32 A	Arizona St.	10 0				
			37 H	Oregon	8 3	70 H	California	6 0				

Non-Div. I Games:

UCLA

Average RPI Win: 64		WON-LOST RECORD		WINNING PCT. RANK		LAST 10 GAMES		STRENGTH OF SCHEDULE		OPP. STRENGTH OF SCHEDULE		TEAM RPI		ADJ RPI		CONF. RPI		ADJ CONF. RPI					
DIV. I ONLY		38-7-0		.84444		5		10-0-0		9		1		3		.69715		3		2		2	
DIV. I NON-CONF.		23-7-0		.76667		30		4-0-0		3		2		7		.68399		6		2		2	
TOTALS		RPI 1-25		RPI 26-50		W-L RECORDS		RPI 51-100		RPI 101-150		RPI 150+											
38-7-0		8-6-0		13-0-0		OVERALL		11-1-0		2-0-0		4-0-0											
21-4-0		5-4-0		10-0-0		HOME		2-0-0		1-0-0		3-0-0											
12-0-0		1-0-0		3-0-0		AWAY		8-0-0		0-0-0		0-0-0											
5-3-0		2-2-0		0-0-0		NEUTRAL		1-1-0		1-0-0		1-0-0											
23-7-0		8-6-0		1-0-0		NON-CONFERENCE		8-1-0		2-0-0		4-0-0											
12-4-0		5-4-0		1-0-0		HOME		2-0-0		1-0-0		3-0-0											
6-0-0		1-0-0		0-0-		AWAY		5-0-0		0-0-0		0-0-0											
5-3-0		2-2-0		0-0-0		NEUTRAL		1-1-0		1-0-0		1-0-0											
15-0-0		0-0-0		12-0-0		CONFERENCE		3-0-0		0-0-0		0-0-0											
9-0-0		0-0-0		9-0-0		HOME		0-0-0		0-0-0		0-0-0											
6-0-0		0-0-0		3-0-0		AWAY		3-0-0		0-0-0		0-0-0											
0-0-0		0-0-0		0-0-0		NEUTRAL		0-0-0		0-0-0		0-0-0											
RPI	S	Opponent		Score		RPI	S	Opponent		Score		RPI	S	Opponent		Score							
1	N	Oklahoma		1	2	26	H	Stanford		7	0	64	A	Grand Canyon		8	1						
6	H	Florida St.		3	5	26	H	Stanford		9	1	64	A	Grand Canyon		6	0						
6	H	Florida St.		3	4	26	H	Stanford		13	2	64	A	Grand Canyon		2	0						
6	H	Florida St.		11	3	32	H	Arizona St.		8	0	67	H	Kent St.		10	0						
8	H	Alabama		1	6	32	H	Arizona St.		8	0	67	H	Kent St.		7	6						
9	N	Florida		2	3	32	H	Arizona St.		2	0	79	N	NC State		1	4						
11	H	Minnesota		2	0	37	H	Oregon		8	3	81	N	Long Beach St.		12	3						
13	N	Michigan		2	1	37	H	Oregon		8	0	90	A	New Mexico St.		11	1						
14	H	James Madison		8	6	37	H	Oregon		8	0	90	A	New Mexico St.		11	3						
17	N	Oklahoma St.		3	0	42	A	Oregon St.		11	4	95	A	Utah		13	2						
24	H	Drake		9	4	42	A	Oregon St.		9	1	95	A	Utah		22	1						
24	H	Drake		4	0	42	A	Oregon St.		4	0	95	A	Utah		13	0						
25	A	South Fla.		4	1	48	H	Cal St. Fullerton		6	0												
25	H	South Fla.		1	4																		
LAST 10 GAMES																							
201	N	UC Santa Barbara		9	1	26	H	Stanford		9	1												
64	A	Grand Canyon		2	0	26	H	Stanford		7	0												
166	H	UTEP		5	1	64	A	Grand Canyon		8	1												
90	A	New Mexico St.		11	1	64	A	Grand Canyon		6	0												
26	H	Stanford		13	2	95	A	Utah		13	2												

Non-Div. I Games:

Arizona

Average RPI Win:		64	WON-LOST		WINNING		LAST 10		STRENGTH OF		OPP. STRENGTH		TEAM	ADJ		CONF.	ADJ CONF.							
Average RPI Loss:		23	RECORD		PCT. RANK		GAMES		SCHEDULE		OF SCHEDULE		RPI	RPI		RPI	RPI							
DIV. I ONLY			38-7-0		.84444		5		9-1-0		16		2		5		.69255		4		2		2	
DIV. I NON-CONF.			24-3-0		.88889		9		1-0-0		14		5		2		.70227		2		2		2	
TOTALS		RPI 1-25		RPI 26-50				W-L RECORDS				RPI 51-100				RPI 101-150				RPI 150+				
38-7-0		5-5-0		17-1-0				OVERALL				10-1-0				2-0-0				4-0-0				
12-3-0		0-3-0		7-0-0				HOME				1-0-0				1-0-0				3-0-0				
10-1-0		0-0-0		4-0-0				AWAY				6-1-0				0-0-0				0-0-0				
16-3-0		5-2-0		6-1-0				NEUTRAL				3-0-0				1-0-0				1-0-0				
24-3-0		5-2-0		8-1-0				NON-CONFERENCE				5-0-0				2-0-0				4-0-0				
6-0-0		0-0-0		1-0-0				HOME				1-0-0				1-0-0				3-0-0				
2-0-0		0-0-0		1-0-				AWAY				1-0-0				0-0-0				0-0-0				
16-3-0		5-2-0		6-1-0				NEUTRAL				3-0-0				1-0-0				1-0-0				
14-4-0		0-3-0		9-0-0				CONFERENCE				5-1-0				0-0-0				0-0-0				
6-3-0		0-3-0		6-0-0				HOME				0-0-0				0-0-0				0-0-0				
8-1-0		0-0-0		3-0-0				AWAY				5-1-0				0-0-0				0-0-0				
0-0-0		0-0-0		0-0-0				NEUTRAL				0-0-0				0-0-0				0-0-0				
RPI	S	Opponent		Score		RPI	S	Opponent		Score		RPI	S	Opponent		Score		RPI	S	Opponent		Score		
2	H	UCLA		2	4	27	N	North Carolina		9	1	56	N	Liberty		6	0	111	H	Northern Ill.		8	0	
2	H	UCLA		0	3	30	N	Missouri		6	3	58	N	Baylor		8	2	111	N	Northern Ill.		2	0	
2	H	UCLA		6	15	32	H	Arizona St.		6	0	62	H	Seattle U		1	0	175	H	Cal Poly		7	1	
9	N	Florida		0	1	32	H	Arizona St.		9	2	70	A	California		6	2	175	N	Cal Poly		4	2	
10	N	Northwestern		3	1	32	H	Arizona St.		8	4	70	A	California		4	0	196	H	Idaho St.		8	0	
13	N	Michigan		2	4	33	N	Mississippi St.		7	5	70	A	California		8	0	196	H	Idaho St.		6	0	
16	N	Kentucky		4	2	35	N	Notre Dame		2	3	80	A	BYU		13	3							
19	N	Auburn		8	6	37	A	Oregon		6	3	85	N	Duke		4	1							
21	N	Texas Tech		4	1	37	A	Oregon		14	2	95	A	Utah		11	2							
23	N	Arkansas		3	2	37	A	Oregon		8	0	95	A	Utah		4	5							
						39	N	North Dakota St.		5	3	95	A	Utah		13	0							
						41	H	Ohio St.		3	0													
						42	H	Oregon St.		5	2													
						42	H	Oregon St.		8	0													
						42	H	Oregon St.		5	0													
						48	A	Cal St. Fullerton		2	0													
						48	N	Cal St. Fullerton		1	0													
						50	N	UCF		3	1													
LAST 10 GAMES																								
						95	A	Utah		4	5	32	H	Arizona St.		9	2							
						95	A	Utah		11	2	32	H	Arizona St.		8	4							
						95	A	Utah		13	0	70	A	California		4	0							
						80	A	BYU		13	3	70	A	California		6	2							
						32	H	Arizona St.		6	0	70	A	California		8	0							

Non-Div. I Games:

Washington

Average RPI Win: 76		WON-LOST RECORD		WINNING PCT. RANK		LAST 10 GAMES		STRENGTH OF SCHEDULE		OPP. STRENGTH OF SCHEDULE		TEAM RPI		ADJ RPI		CONF. RPI		ADJ CONF. RPI	
DIV. I ONLY		36-12-0		.75 22		6-4-0		2		16		7		.68809 5		3		3	
DIV. I NON-CONF.		29-6-0		.82857 19		3-0-0		11		9		6		.68668 5		3		3	
TOTALS		RPI 1-25		RPI 26-50		W-L RECORDS		RPI 51-100		RPI 101-150		RPI 150+							
36-12-0		10-10-0		4-2-0		OVERALL		13-0-0		4-0-0		5-0-0							
21-5-0		5-5-0		2-0-0		HOME		7-0-0		3-0-0		4-0-0							
8-5-0		4-4-0		1-1-0		AWAY		3-0-0		0-0-0		0-0-0							
7-2-0		1-1-0		1-1-0		NEUTRAL		3-0-0		1-0-0		1-0-0							
29-6-0		7-4-0		4-2-0		NON-CONFERENCE		9-0-0		4-0-0		5-0-0							
18-2-0		5-2-0		2-0-0		HOME		4-0-0		3-0-0		4-0-0							
4-2-0		1-1-0		1-0-		AWAY		2-0-0		0-0-0		0-0-0							
7-2-0		1-1-0		1-1-0		NEUTRAL		3-0-0		1-0-0		1-0-0							
7-6-0		3-6-0		0-0-0		CONFERENCE		4-0-0		0-0-0		0-0-0							
3-3-0		0-3-0		0-0-0		HOME		3-0-0		0-0-0		0-0-0							
4-3-0		3-3-0		0-0-0		AWAY		1-0-0		0-0-0		0-0-0							
0-0-0		0-0-0		0-0-0		NEUTRAL		0-0-0		0-0-0		0-0-0							
RPI S	Opponent	Score		RPI S	Opponent	Score		RPI S	Opponent	Score		RPI S	Opponent	Score					
1 H	Oklahoma	3	4	32 A	Arizona St.	6	9	51 H	Iowa St.	11	0	118 H	Boston College	9	1				
1 H	Oklahoma	1	3	32 A	Arizona St.	11	4	51 H	Iowa St.	7	2	118 H	Boston College	8	0				
1 H	Oklahoma	2	9	36 N	Wisconsin	5	1	51 H	Iowa St.	6	1	123 N	Fla. Atlantic	5	1				
7 N	LSU	1	7	36 N	Wisconsin	1	3	52 A	Lipscomb	5	0	145 H	Northwestern St.	7	2				
11 H	Minnesota	1	3	38 H	Boise St.	8	0	58 A	Baylor	2	0	188 H	Houston Baptist	8	0				
11 H	Minnesota	5	3	40 H	Houston	5	0	60 H	Longwood	8	0	213 N	Princeton	15	2				
11 H	Minnesota	1	4					60 H	Longwood	9	1	221 H	Texas Southern	6	2				
12 A	Tennessee	5	9					63 H	Texas St.	10	0	221 H	Texas Southern	8	0				
12 A	Tennessee	2	0					70 N	California	10	0	230 H	A&M-Corpus Christi	7	1				
15 H	Ole Miss	3	2					71 A	UT Arlington	4	3								
15 H	Ole Miss	7	0					80 N	BYU	3	0								
16 N	Kentucky	4	3					80 N	BYU	14	0								
17 A	Oklahoma St.	0	1					82 H	Sam Houston St.	9	1								
17 A	Oklahoma St.	0	8																
17 A	Oklahoma St.	4	3																
21 A	Texas Tech	2	0																
21 A	Texas Tech	2	3																
21 A	Texas Tech	2	0																
22 H	Tulsa	2	0																
22 H	Tulsa	9	1																
LAST 10 GAMES																			
118 H	Boston College	9	1	1	H Oklahoma	1	3												
145 H	Northwestern St.	7	2	71 A	UT Arlington	4	3												
60 H	Longwood	9	1	40 H	Houston	5	0												
1 H	Oklahoma	2	9	21 A	Texas Tech	2	0												
1 H	Oklahoma	3	4	21 A	Texas Tech	2	3												

Non-Div. I Games:

Texas

Average RPI Win:		81	WON-LOST RECORD		WINNING PCT. RANK	LAST 10 GAMES		STRENGTH OF SCHEDULE		OPP. STRENGTH OF SCHEDULE		TEAM RPI	ADJ RPI		CONF. RPI	ADJ CONF. RPI			
DIV. I ONLY			41-8-0		.83673	9		5-5-0		11		22		8	.68728		6	5	5
DIV. I NON-CONF.			28-3-0		.90323	7		0-1-0		2		15		1	.71788		1	5	5
TOTALS		RPI 1-25		RPI 26-50		W-L RECORDS		RPI 51-100		RPI 101-150		RPI 150+							
41-8-0		7-2-0		7-5-0		OVERALL		12-1-0		12-0-0		3-0-0							
21-2-0		0-1-0		2-1-0		HOME		10-0-0		8-0-0		1-0-0							
11-6-0		3-1-0		4-4-0		AWAY		1-1-0		3-0-0		0-0-0							
9-0-0		4-0-0		1-0-0		NEUTRAL		1-0-0		1-0-0		2-0-0							
28-3-0		7-2-0		3-0-0		NON-CONFERENCE		9-1-0		6-0-0		3-0-0							
13-1-0		0-1-0		0-0-0		HOME		7-0-0		5-0-0		1-0-0							
6-2-0		3-1-0		2-0-		AWAY		1-1-0		0-0-0		0-0-0							
9-0-0		4-0-0		1-0-0		NEUTRAL		1-0-0		1-0-0		2-0-0							
13-5-0		0-0-0		4-5-0		CONFERENCE		3-0-0		6-0-0		0-0-0							
8-1-0		0-0-0		2-1-0		HOME		3-0-0		3-0-0		0-0-0							
5-4-0		0-0-0		2-4-0		AWAY		0-0-0		3-0-0		0-0-0							
0-0-0		0-0-0		0-0-0		NEUTRAL		0-0-0		0-0-0		0-0-0							
RPI	S	Opponent		Score		RPI	S	Opponent		Score		RPI	S	Opponent		Score			
1	N	Oklahoma		7	4	27	A	North Carolina		5	6	51	H	Iowa St.		1	0		
3	A	Arizona		5	3	27	A	North Carolina		0	1	51	H	Iowa St.		5	0		
3	A	Arizona		4	3	27	A	North Carolina		8	6	52	H	Lipscomb		13	0		
3	A	Arizona		3	11	29	A	Louisville		4	1	52	H	Lipscomb		14	2		
7	N	LSU		9	1	29	A	Louisville		0	2	64	A	Grand Canyon		3	5		
9	A	Florida		2	0	29	A	Louisville		9	10	64	A	Grand Canyon		11	1		
9	H	Florida		0	4	35	H	Notre Dame		4	7	65	N	Louisiana Tech		4	0		
11	N	Minnesota		17	6	35	H	Notre Dame		11	1	72	H	UNC Greensboro		8	0		
12	N	Tennessee		5	2	35	H	Notre Dame		5	0	78	H	Elon		15	1		
						41	N	Ohio St.		3	1	79	H	NC State		9	0		
						50	A	UCF		2	1	79	H	NC State		8	6		
						50	A	UCF		9	3	79	H	NC State		8	0		
												100	H	North Florida		9	1		

Non-Div. I Games:

Florida St.

Average RPI Win: 61		WON-LOST	WINNING	LAST 10	STRENGTH OF	OPP. STRENGTH	TEAM	ADJ	CONF.	ADJ CONF.							
Average RPI Loss: 26		RECORD	PCT. RANK	GAMES	SCHEDULE	OF SCHEDULE	RPI	RPI	RPI	RPI							
DIV. I ONLY		37-11-0	.77083	17	6-4-0	4	5	4	.68131	7	1	1					
DIV. I NON-CONF.		23-4-0	.85185	14	1-0-0	9	21	5	.68031	7	1	1					
TOTALS		RPI 1-25	RPI 26-50		W-L RECORDS		RPI 51-100		RPI 101-150		RPI 150+						
37-11-0		13-6-0	8-5-0		OVERALL		7-0-0		6-0-0		3-0-0						
25-5-0		10-3-0	0-2-0		HOME		7-0-0		5-0-0		3-0-0						
9-4-0		1-2-0	7-2-0		AWAY		0-0-0		1-0-0		0-0-0						
3-2-0		2-1-0	1-1-0		NEUTRAL		0-0-0		0-0-0		0-0-0						
23-4-0		6-1-0	1-3-0		NON-CONFERENCE		7-0-0		6-0-0		3-0-0						
19-2-0		4-0-0	0-2-0		HOME		7-0-0		5-0-0		3-0-0						
1-0-0		0-0-0	0-0-		AWAY		0-0-0		1-0-0		0-0-0						
3-2-0		2-1-0	1-1-0		NEUTRAL		0-0-0		0-0-0		0-0-0						
14-7-0		7-5-0	7-2-0		CONFERENCE		0-0-0		0-0-0		0-0-0						
6-3-0		6-3-0	0-0-0		HOME		0-0-0		0-0-0		0-0-0						
8-4-0		1-2-0	7-2-0		AWAY		0-0-0		0-0-0		0-0-0						
0-0-0		0-0-0	0-0-0		NEUTRAL		0-0-0		0-0-0		0-0-0						
RPI	S	Opponent		Score		RPI	S	Opponent		Score		RPI	S	Opponent		Score	
5	N	Texas		7	1	26	H	Stanford		5	7	53	H	Troy		11	0
6	N	Florida St.		1	9	31	A	Georgia		6	4	66	H	USC Upstate		2	0
9	H	Florida		3	2	31	A	Georgia		7	4	67	H	Kent St.		8	0
9	H	Florida		8	0	31	A	Georgia		11	4	88	H	Nicholls St.		12	1
9	H	Florida		3	4	33	A	Mississippi St.		10	9	92	H	Iowa		9	0
13	H	Michigan		2	0	33	A	Mississippi St.		0	6	92	H	Iowa		16	1
13	H	Michigan		2	1	33	A	Mississippi St.		5	3	93	H	McNeese		4	0
16	H	Kentucky		5	2	37	N	Oregon		5	8						
16	H	Kentucky		5	0	41	N	Ohio St.		7	2						
16	H	Kentucky		2	3	44	H	Indiana		3	7						
17	N	Oklahoma St.		3	1	49	A	Texas A&M		7	0						
18	H	South Carolina		8	5	49	A	Texas A&M		17	3						
18	H	South Carolina		5	7	49	A	Texas A&M		5	6						
18	H	South Carolina		9	1												
22	H	Tulsa		19	1												
22	H	Tulsa		11	0												
23	A	Arkansas		5	8												
23	A	Arkansas		1	11												
23	A	Arkansas		3	1												
						LAST 10 GAMES											
						23	A	Arkansas		3	1	16	H	Kentucky		2	3
						23	A	Arkansas		1	11	93	H	McNeese		4	0
						23	A	Arkansas		5	8	33	A	Mississippi St.		5	3
						16	H	Kentucky		5	2	33	A	Mississippi St.		10	9
						16	H	Kentucky		5	0	33	A	Mississippi St.		0	6

Non-Div. I Games:

LSU

Average RPI Win:	95	WON-LOST RECORD	WINNING PCT. RANK	LAST 10 GAMES	STRENGTH OF SCHEDULE	OPP. STRENGTH OF SCHEDULE	TEAM RPI	ADJ RPI	CONF. RPI	ADJ CONF. RPI				
DIV. I ONLY		45-4-0	.91837	3	8-2-0	36	24	6	.67519	8	1	1		
DIV. I NON-CONF.		31-0-0	1	1	1-0-0	114	66	11	.65777	10	1	1		
<hr/>														
TOTALS	RPI 1-25	RPI 26-50		W-L RECORDS		RPI 51-100		RPI 101-150		RPI 150+				
45-4-0	8-2-0	11-2-0		OVERALL		7-0-0		9-0-0		10-0-0				
22-1-0	2-0-0	8-1-0		HOME		5-0-0		2-0-0		5-0-0				
12-3-0	5-2-0	2-1-0		AWAY		2-0-0		3-0-0		0-0-0				
11-0-0	1-0-0	1-0-0		NEUTRAL		0-0-0		4-0-0		5-0-0				
31-0-0	4-0-0	1-0-0		NON-CONFERENCE		7-0-0		9-0-0		10-0-0				
14-0-0	2-0-0	0-0-0		HOME		5-0-0		2-0-0		5-0-0				
6-0-0	1-0-0	0-0-		AWAY		2-0-0		3-0-0		0-0-0				
11-0-0	1-0-0	1-0-0		NEUTRAL		0-0-0		4-0-0		5-0-0				
14-4-0	4-2-0	10-2-0		CONFERENCE		0-0-0		0-0-0		0-0-0				
8-1-0	0-0-0	8-1-0		HOME		0-0-0		0-0-0		0-0-0				
6-3-0	4-2-0	2-1-0		AWAY		0-0-0		0-0-0		0-0-0				
0-0-0	0-0-0	0-0-0		NEUTRAL		0-0-0		0-0-0		0-0-0				
RPI	S	Opponent	Score		RPI	S	Opponent	Score		RPI	S	Opponent	Score	
3	A	Arizona	6	1	30	H	Missouri	14	8	53	A	Troy	7	1
9	A	Florida	3	0	30	H	Missouri	11	5	53	A	Troy	8	0
9	A	Florida	6	1	30	H	Missouri	3	1	74	H	Missouri St.	11	1
9	A	Florida	3	1	31	H	Georgia	7	1	74	H	Missouri St.	7	5
11	H	Minnesota	1	0	31	H	Georgia	4	3	86	H	Georgia Tech	4	3
11	H	Minnesota	7	2	31	H	Georgia	4	0	96	H	Southern Miss.	3	2
18	A	South Carolina	0	2	33	H	Mississippi St.	3	2	96	H	Southern Miss.	3	1
18	A	South Carolina	1	5	33	H	Mississippi St.	8	2					
18	A	South Carolina	9	1	33	H	Mississippi St.	9	12					
25	N	South Fla.	2	0	48	N	Cal St. Fullerton	7	2					
					49	A	Texas A&M	11	1					
					49	A	Texas A&M	13	3					
					49	A	Texas A&M	3	4					
					LAST 10 GAMES									
					9	A	Florida	6	1	31	H	Georgia	7	1
					9	A	Florida	3	1	199	H	Georgia St.	5	1
					9	A	Florida	3	0	18	A	South Carolina	0	2
					31	H	Georgia	4	3	18	A	South Carolina	1	5
					31	H	Georgia	4	0	18	A	South Carolina	9	1

Non-Div. I Games:

Alabama

Average RPI Win: 88		WON-LOST	WINNING	LAST 10	STRENGTH OF		OPP. STRENGTH	TEAM	ADJ	CONF.	ADJ CONF.
Average RPI Loss: 9		RECORD	PCT. RANK	GAMES	SCHEDULE		OF SCHEDULE	RPI	RPI	RPI	RPI
DIV. I ONLY		37-12-0	.7551	21	7-3-0		5	6	9	.67425	9
DIV. I NON-CONF.		28-3-0	.90323	7	2-0-0		41	10	8	.67222	8
TOTALS		RPI 1-25	RPI 26-50		W-L RECORDS		RPI 51-100		RPI 101-150		RPI 150+
37-12-0		13-12-0	6-0-0		OVERALL		2-0-0		6-0-0		10-0-0
17-6-0		6-6-0	1-0-0		HOME		1-0-0		4-0-0		5-0-0
9-4-0		4-4-0	4-0-0		AWAY		0-0-0		0-0-0		1-0-0
11-2-0		3-2-0	1-0-0		NEUTRAL		1-0-0		2-0-0		4-0-0
28-3-0		7-3-0	3-0-0		NON-CONFERENCE		2-0-0		6-0-0		10-0-0
13-1-0		2-1-0	1-0-0		HOME		1-0-0		4-0-0		5-0-0
4-0-0		2-0-0	1-0-		AWAY		0-0-0		0-0-0		1-0-0
11-2-0		3-2-0	1-0-0		NEUTRAL		1-0-0		2-0-0		4-0-0
9-9-0		6-9-0	3-0-0		CONFERENCE		0-0-0		0-0-0		0-0-0
4-5-0		4-5-0	0-0-0		HOME		0-0-0		0-0-0		0-0-0
5-4-0		2-4-0	3-0-0		AWAY		0-0-0		0-0-0		0-0-0
0-0-0		0-0-0	0-0-0		NEUTRAL		0-0-0		0-0-0		0-0-0
RPI S	Opponent	Score		RPI S	Opponent	Score		RPI S	Opponent	Score	
2 N	UCLA	0	4	32 A	Arizona St.	7	2	79 N	NC State	2	1
2 N	UCLA	1	7	37 N	Oregon	2	1	100 H	North Florida	3	1
3 N	Arizona	3	2	49 A	Texas A&M	4	1				
4 N	Washington	1	0	49 A	Texas A&M	8	6				
6 A	Florida St.	4	0	49 A	Texas A&M	8	3				
6 H	Florida St.	0	2	50 H	UCF	5	0				
7 A	LSU	0	8								
7 A	LSU	4	3								
7 A	LSU	2	3								
8 H	Alabama	1	3								
8 H	Alabama	1	6								
8 H	Alabama	0	3								
11 H	Minnesota	2	0								
12 H	Tennessee	1	9								
12 H	Tennessee	0	3								
12 H	Tennessee	8	0								
13 N	Michigan	6	0								
15 A	Ole Miss	4	8								
15 A	Ole Miss	1	3								
15 A	Ole Miss	5	2								
23 H	Arkansas	3	1								
23 H	Arkansas	3	0								
23 H	Arkansas	8	0								
25 A	South Fla.	7	1								
25 H	South Fla.	1	0								
				LAST 10 GAMES							
				8 H	Alabama	1	6	49 A	Texas A&M	8	3
				8 H	Alabama	1	3	49 A	Texas A&M	8	6
				8 H	Alabama	0	3	25 H	South Fla.	1	0
				6 A	Florida St.	4	0	23 H	Arkansas	3	1
				49 A	Texas A&M	4	1	23 H	Arkansas	8	0

Non-Div. I Games:

Florida

Average RPI Win: 87		WON-LOST RECORD		WINNING PCT. RANK		LAST 10 GAMES		STRENGTH OF SCHEDULE		OPP. STRENGTH OF SCHEDULE		TEAM RPI		ADJ RPI		CONF. RPI		ADJ CONF. RPI	
DIV. I ONLY		36-7-0		.83721 7		10-0-0		20		28		11		.66349 10		4		4	
DIV. I NON-CONF.		20-7-0		.74074 37		1-0-0		16		17		14		.64266 13		4		4	
TOTALS		RPI 1-25		RPI 26-50		W-L RECORDS		RPI 51-100		RPI 101-150		RPI 150+							
36-7-0		2-3-0		10-2-0		OVERALL		17-2-0		1-0-0		6-0-0							
11-1-0		0-0-0		4-0-0		HOME		6-1-0		1-0-0		0-0-0							
8-4-0		0-2-0		2-2-0		AWAY		6-0-0		0-0-0		0-0-0							
17-2-0		2-1-0		4-0-0		NEUTRAL		5-1-0		0-0-0		6-0-0							
20-7-0		2-3-0		6-2-0		NON-CONFERENCE		5-2-0		1-0-0		6-0-0							
2-1-0		0-0-0		1-0-0		HOME		0-1-0		1-0-0		0-0-0							
1-4-0		0-2-0		1-0-		AWAY		0-0-0		0-0-0		0-0-0							
17-2-0		2-1-0		4-0-0		NEUTRAL		5-1-0		0-0-0		6-0-0							
16-0-0		0-0-0		4-0-0		CONFERENCE		12-0-0		0-0-0		0-0-0							
9-0-0		0-0-0		3-0-0		HOME		6-0-0		0-0-0		0-0-0							
7-0-0		0-0-0		1-0-0		AWAY		6-0-0		0-0-0		0-0-0							
0-0-0		0-0-0		0-0-0		NEUTRAL		0-0-0		0-0-0		0-0-0							
RPI	S	Opponent		Score		RPI	S	Opponent		Score		RPI	S	Opponent		Score			
1	A	Oklahoma		0	7	26	A	Stanford		0	1	64	N	Grand Canyon		7	2		
1	A	Oklahoma		0	8	27	A	North Carolina		0	5	68	N	Loyola Marymount		2	3		
4	N	Washington		1	3	27	A	North Carolina		9	3	75	H	DePaul		7	9		
22	N	Tulsa		9	1	29	N	Louisville		4	2	80	N	BYU		1	0		
24	N	Drake		2	1	29	N	Louisville		1	0	81	N	Long Beach St.		2	1		
						29	N	Louisville		9	8	83	H	Rutgers		9	1		
						35	H	Notre Dame		3	1	83	H	Rutgers		8	0		
						36	H	Wisconsin		4	1	83	H	Rutgers		5	3		
						36	H	Wisconsin		8	5	85	N	Duke		6	5		
						36	H	Wisconsin		5	4	87	H	Purdue		8	2		
						39	N	North Dakota St.		7	0	87	H	Purdue		6	3		
						44	A	Indiana		5	0	87	H	Purdue		11	1		
												92	A	Iowa		6	2		
												92	A	Iowa		5	0		
												92	A	Iowa		6	0		
												95	N	Utah		10	0		
												99	A	Nebraska		4	0		
												99	A	Nebraska		8	2		
												99	A	Nebraska		8	0		
LAST 10 GAMES																			
						87	H	Purdue		6	3	83	H	Rutgers		9	1		
						87	H	Purdue		8	2	83	H	Rutgers		5	3		
						87	H	Purdue		11	1	81	N	Long Beach St.		2	1		
						36	H	Wisconsin		5	4	27	A	North Carolina		9	3		
						36	H	Wisconsin		8	5	36	H	Wisconsin		4	1		

Non-Div. I Games:

Northwestern

Average RPI Win:		94	WON-LOST RECORD		WINNING PCT. RANK	LAST 10 GAMES	STRENGTH OF SCHEDULE		OPP. STRENGTH OF SCHEDULE	TEAM RPI	ADJ RPI	CONF. RPI	ADJ CONF. RPI				
Average RPI Loss:		17															
DIV. I ONLY			32-10-0		.7619	19	9-1-0		14	14	12	.66311	11	4	4		
DIV. I NON-CONF.			19-9-0		.67857	59	0		1	1	10	.66737	9	4	4		
TOTALS		RPI 1-25		RPI 26-50		W-L RECORDS		RPI 51-100		RPI 101-150		RPI 150+					
32-10-0		7-8-0		4-1-0		OVERALL		11-1-0		3-0-0		7-0-0					
5-0-0		0-0-0		0-0-0		HOME		3-0-0		0-0-0		2-0-0					
13-6-0		4-5-0		3-1-0		AWAY		3-0-0		3-0-0		0-0-0					
14-4-0		3-3-0		1-0-0		NEUTRAL		5-1-0		0-0-0		5-0-0					
19-9-0		7-8-0		2-0-0		NON-CONFERENCE		5-1-0		0-0-0		5-0-0					
0-0-0		0-0-0		0-0-0		HOME		0-0-0		0-0-0		0-0-0					
5-5-0		4-5-0		1-0-		AWAY		0-0-0		0-0-0		0-0-0					
14-4-0		3-3-0		1-0-0		NEUTRAL		5-1-0		0-0-0		5-0-0					
13-1-0		0-0-0		2-1-0		CONFERENCE		6-0-0		3-0-0		2-0-0					
5-0-0		0-0-0		0-0-0		HOME		3-0-0		0-0-0		2-0-0					
8-1-0		0-0-0		2-1-0		AWAY		3-0-0		3-0-0		0-0-0					
0-0-0		0-0-0		0-0-0		NEUTRAL		0-0-0		0-0-0		0-0-0					
RPI	S	Opponent		Score		RPI	S	Opponent		Score		RPI	S	Opponent		Score	
3	A	Arizona		0	2	35	N	Notre Dame		10	0	61	N	FGCU		1	4
5	A	Texas		3	1	45	A	Illinois		5	0	67	N	Kent St.		12	1
5	A	Texas		3	5	45	A	Illinois		10	3	70	N	California		4	0
5	A	Texas		4	1	45	A	Illinois		3	4	74	N	Missouri St.		7	0
6	N	Florida St.		6	17	50	A	UCF		7	0	77	N	Wichita St.		5	0
8	A	Alabama		0	1							87	H	Purdue		5	1
8	A	Alabama		2	7							87	H	Purdue		8	2
9	A	Florida		0	2							87	H	Purdue		5	1
12	N	Tennessee		2	4							99	A	Nebraska		8	3
14	N	James Madison		5	1							99	A	Nebraska		3	0
15	N	Ole Miss		1	3							99	A	Nebraska		9	3
24	N	Drake		4	1							100	N	North Florida		13	0
24	N	Drake		2	0												
25	A	South Fla.		3	0												
25	A	South Fla.		3	0												
						LAST 10 GAMES											
						45	A	Illinois		10	3	168	H	Michigan St.		7	1
						45	A	Illinois		3	4	168	H	Michigan St.		9	5
						99	A	Nebraska		9	3	45	A	Illinois		5	0
						99	A	Nebraska		8	3	87	H	Purdue		8	2
						99	A	Nebraska		3	0	87	H	Purdue		5	1

Non-Div. I Games:

Minnesota

Average RPI Win:		78	WON-LOST RECORD		WINNING PCT. RANK	LAST 10 GAMES	STRENGTH OF SCHEDULE		OPP. STRENGTH OF SCHEDULE	TEAM RPI	ADJ RPI	CONF. RPI	ADJ CONF. RPI				
DIV. I ONLY			34-10-0		.77273	16	6-4-0		8	12	10	.66039	12	1	1		
DIV. I NON-CONF.			23-3-0		.88462	10	1-0-0		35	28	9	.65695	11	1	1		
TOTALS		RPI 1-25		RPI 26-50		W-L RECORDS		RPI 51-100		RPI 101-150		RPI 150+					
34-10-0		7-7-0		9-3-0		OVERALL		6-0-0		8-0-0		4-0-0					
14-4-0		4-4-0		4-0-0		HOME		3-0-0		3-0-0		0-0-0					
9-4-0		2-1-0		4-3-0		AWAY		1-0-0		1-0-0		1-0-0					
11-2-0		1-2-0		1-0-0		NEUTRAL		2-0-0		4-0-0		3-0-0					
23-3-0		2-3-0		3-0-0		NON-CONFERENCE		6-0-0		8-0-0		4-0-0					
8-1-0		1-1-0		1-0-0		HOME		3-0-0		3-0-0		0-0-0					
4-0-0		0-0-0		1-0-		AWAY		1-0-0		1-0-0		1-0-0					
11-2-0		1-2-0		1-0-0		NEUTRAL		2-0-0		4-0-0		3-0-0					
11-7-0		5-4-0		6-3-0		CONFERENCE		0-0-0		0-0-0		0-0-0					
6-3-0		3-3-0		3-0-0		HOME		0-0-0		0-0-0		0-0-0					
5-4-0		2-1-0		3-3-0		AWAY		0-0-0		0-0-0		0-0-0					
0-0-0		0-0-0		0-0-0		NEUTRAL		0-0-0		0-0-0		0-0-0					
RPI	S	Opponent		Score		RPI	S	Opponent		Score		RPI	S	Opponent		Score	
5	H	Texas		9	5	27	A	North Carolina		2	0	56	A	Liberty		1	0
5	H	Texas		0	2	29	H	Louisville		5	3	57	N	Fresno St.		4	2
6	N	Florida St.		2	5	30	A	Missouri		9	3	76	H	Bradley		8	0
9	A	Florida		9	1	30	A	Missouri		2	1	80	H	BYU		14	2
9	A	Florida		3	0	30	A	Missouri		4	5	80	H	BYU		5	1
9	A	Florida		0	8	31	A	Georgia		7	6	95	N	Utah		10	1
11	N	Minnesota		4	2	31	A	Georgia		2	6						
14	N	James Madison		2	6	31	A	Georgia		0	8						
19	H	Auburn		8	1	33	H	Mississippi St.		4	0						
19	H	Auburn		0	3	33	H	Mississippi St.		10	2						
19	H	Auburn		5	10	33	H	Mississippi St.		9	2						
23	H	Arkansas		6	4	35	N	Notre Dame		8	0						
23	H	Arkansas		5	2												
23	H	Arkansas		0	1												
						LAST 10 GAMES											
						31	A	Georgia		7	6	33	H	Mississippi St.		9	2
						31	A	Georgia		2	6	33	H	Mississippi St.		10	2
						56	A	Liberty		1	0	33	H	Mississippi St.		4	0
						140	H	Virginia		6	2	19	H	Auburn		8	1
						31	A	Georgia		0	8	19	H	Auburn		0	3

Average RPI Win:	82	WON-LOST RECORD	WINNING PCT. RANK	LAST 10 GAMES	STRENGTH OF SCHEDULE	OPP. STRENGTH OF SCHEDULE	TEAM RPI	ADJ RPI	CONF. RPI	ADJ CONF. RPI		
Average RPI Loss:	30											
DIV. I ONLY		33-11-0	.75	22	9-1-0	15	15	14	.64968	13	4	4
DIV. I NON-CONF.		18-10-0	.64286	74	0	6	7	21	.63031	20	4	4
<hr/>												
TOTALS	RPI 1-25	RPI 26-50		W-L RECORDS		RPI 51-100		RPI 101-150		RPI 150+		
33-11-0	3-5-0	10-5-0		OVERALL		11-0-0		4-1-0		5-0-0		
11-0-0	0-0-0	3-0-0		HOME		6-0-0		0-0-0		2-0-0		
12-5-0	1-2-0	6-3-0		AWAY		3-0-0		0-0-0		2-0-0		
10-6-0	2-3-0	1-2-0		NEUTRAL		2-0-0		4-1-0		1-0-0		
18-10-0	3-5-0	2-4-0		NON-CONFERENCE		5-0-0		4-1-0		4-0-0		
5-0-0	0-0-0	0-0-0		HOME		3-0-0		0-0-0		2-0-0		
3-4-0	1-2-0	1-0-		AWAY		0-0-0		0-0-0		1-0-0		
10-6-0	2-3-0	1-2-0		NEUTRAL		2-0-0		4-1-0		1-0-0		
15-1-0	0-0-0	8-1-0		CONFERENCE		6-0-0		0-0-0		1-0-0		
6-0-0	0-0-0	3-0-0		HOME		3-0-0		0-0-0		0-0-0		
9-1-0	0-0-0	5-1-0		AWAY		3-0-0		0-0-0		1-0-0		
0-0-0	0-0-0	0-0-0		NEUTRAL		0-0-0		0-0-0		0-0-0		
<hr/>												
RPI S	Opponent	Score		RPI S	Opponent	Score		RPI S	Opponent	Score		
2 N	UCLA	3	1	26 N	Stanford	1	7	67 H	Kent St.	8	1	
3 N	Arizona	1	2	27 A	North Carolina	2	4	67 H	Kent St.	18	1	
4 N	Washington	4	2	27 A	North Carolina	3	8	67 H	Kent St.	8	0	
7 A	LSU	0	2	29 N	Louisville	6	0	79 N	NC State	4	3	
7 A	LSU	1	2	29 N	Louisville	1	2	83 A	Rutgers	7	4	
9 N	Florida	0	6	32 A	Arizona St.	7	6	83 A	Rutgers	10	2	
14 N	James Madison	0	3	41 A	Ohio St.	6	2	83 A	Rutgers	7	0	
25 A	South Fla.	10	1	41 A	Ohio St.	1	2	90 N	New Mexico St.	3	0	
				41 A	Ohio St.	10	3	99 H	Nebraska	7	2	
				44 H	Indiana	3	2	99 H	Nebraska	8	0	
				44 H	Indiana	4	1	99 H	Nebraska	12	0	
				44 H	Indiana	7	6					
				45 A	Illinois	9	8					
				45 A	Illinois	16	5					
				45 A	Illinois	2	1					
<hr/>												
LAST 10 GAMES												
				168 A	Michigan St.	12	1	45 A	Illinois	9	8	
				67 H	Kent St.	8	0	45 A	Illinois	2	1	
				27 A	North Carolina	2	4	41 A	Ohio St.	1	2	
				67 H	Kent St.	8	1	41 A	Ohio St.	6	2	
				45 A	Illinois	16	5	41 A	Ohio St.	10	3	

Non-Div. I Games:

Michigan

Average RPI Win:	110	WON-LOST RECORD	WINNING PCT. RANK	LAST 10 GAMES	STRENGTH OF SCHEDULE	OPP. STRENGTH OF SCHEDULE	TEAM RPI	ADJ RPI	CONF. RPI	ADJ CONF. RPI					
DIV. I ONLY		36-7-0	.83721	7	9-1-0	40	48	15	.64931	14	12	13			
DIV. I NON-CONF.		22-6-0	.78571	26	3-1-0	20	18	12	.65057	12	13	13			
<hr/>															
TOTALS	RPI 1-25	RPI 26-50		W-L RECORDS		RPI 51-100		RPI 101-150		RPI 150+					
36-7-0	3-3-0	2-2-0		OVERALL		11-2-0		13-0-0		7-0-0					
16-1-0	0-0-0	0-0-0		HOME		7-1-0		3-0-0		6-0-0					
10-3-0	0-1-0	1-2-0		AWAY		2-0-0		7-0-0		0-0-0					
10-3-0	3-2-0	1-0-0		NEUTRAL		2-1-0		3-0-0		1-0-0					
<hr/>															
22-6-0	3-3-0	2-2-0		NON-CONFERENCE		9-1-0		4-0-0		4-0-0					
8-0-0	0-0-0	0-0-0		HOME		5-0-0		0-0-0		3-0-0					
4-3-0	0-1-0	1-0-		AWAY		2-0-0		1-0-0		0-0-0					
10-3-0	3-2-0	1-0-0		NEUTRAL		2-1-0		3-0-0		1-0-0					
<hr/>															
14-1-0	0-0-0	0-0-0		CONFERENCE		2-1-0		9-0-0		3-0-0					
8-1-0	0-0-0	0-0-0		HOME		2-1-0		3-0-0		3-0-0					
6-0-0	0-0-0	0-0-0		AWAY		0-0-0		6-0-0		0-0-0					
0-0-0	0-0-0	0-0-0		NEUTRAL		0-0-0		0-0-0		0-0-0					
<hr/>															
RPI S	Opponent	Score		RPI S	Opponent	Score		RPI S	Opponent	Score		RPI S	Opponent	Score	
3 A	Arizona	6	8	28 A	Virginia Tech	3	1	56 H	Liberty	1	0	118 N	Boston College	9	0
11 N	Minnesota	1	5	28 A	Virginia Tech	0	12	60 A	Longwood	10	2	122 A	East Carolina	3	1
12 N	Tennessee	6	2	32 A	Arizona St.	4	6	60 A	Longwood	14	1	123 N	Fla. Atlantic	6	1
13 N	Michigan	3	0	37 N	Oregon	9	1	67 N	Kent St.	8	1	136 N	South Dakota	9	1
16 N	Kentucky	1	6					70 N	California	2	7	138 A	Towson	4	0
24 N	Drake	8	0					73 H	Marshall	8	5	138 A	Towson	6	0
								78 H	Elon	13	2	138 A	Towson	5	1
								78 H	Elon	10	3	139 A	Hofstra	16	2
								78 H	Elon	3	5	139 A	Hofstra	9	4
								83 H	Rutgers	10	1	139 A	Hofstra	10	5
								85 H	Duke	11	3	143 H	UNCW	8	0
								85 H	Duke	6	5	143 H	UNCW	13	0
								90 N	New Mexico St.	2	0	143 H	UNCW	12	2
												155 H	Saint Joseph's	14	2
												158 H	Col. of Charleston	16	0
												158 H	Col. of Charleston	6	1
												158 H	Col. of Charleston	7	0
												169 N	Lehigh	12	3
												200 H	Binghamton	15	0
												279 H	Morgan St.	15	1
<hr/>															
				LAST 10 GAMES											
				138 A Towson				6	0	85 H Duke				6	5
				118 N Boston College				9	0	138 A Towson				4	0
				60 A Longwood				10	2	28 A Virginia Tech				0	12
				143 H UNCW				13	0	78 H Elon				3	5
				139 A Hofstra				16	2	158 H Col. of Charleston				6	1

Non-Div. I Games:

James Madison

Average RPI Win: 84		WON-LOST	WINNING	LAST 10	STRENGTH OF		OPP. STRENGTH	TEAM	ADJ	CONF.	ADJ CONF.
Average RPI Loss: 20		RECORD	PCT. RANK	GAMES	SCHEDULE		OF SCHEDULE	RPI	RPI	RPI	RPI
DIV. I ONLY		33-12-0	.73333	31	8-2-0		10	9	13	.64539	15
DIV. I NON-CONF.		22-6-0	.78571	26	2-0-0		30	30	16	.63182	18
TOTALS		RPI 1-25	RPI 26-50		W-L RECORDS		RPI 51-100		RPI 101-150		RPI 150+
33-12-0		10-8-0	6-4-0		OVERALL		4-0-0		7-0-0		6-0-0
18-3-0		6-2-0	2-1-0		HOME		2-0-0		5-0-0		3-0-0
8-6-0		3-5-0	3-1-0		AWAY		0-0-0		1-0-0		1-0-0
7-3-0		1-1-0	1-2-0		NEUTRAL		2-0-0		1-0-0		2-0-0
22-6-0		3-4-0	2-2-0		NON-CONFERENCE		4-0-0		7-0-0		6-0-0
12-0-0		2-0-0	0-0-0		HOME		2-0-0		5-0-0		3-0-0
3-3-0		0-3-0	1-0-		AWAY		0-0-0		1-0-0		1-0-0
7-3-0		1-1-0	1-2-0		NEUTRAL		2-0-0		1-0-0		2-0-0
11-6-0		7-4-0	4-2-0		CONFERENCE		0-0-0		0-0-0		0-0-0
6-3-0		4-2-0	2-1-0		HOME		0-0-0		0-0-0		0-0-0
5-3-0		3-2-0	2-1-0		AWAY		0-0-0		0-0-0		0-0-0
0-0-0		0-0-0	0-0-0		NEUTRAL		0-0-0		0-0-0		0-0-0
RPI S	Opponent	Score		RPI S	Opponent	Score		RPI S	Opponent	Score	
2 A	UCLA	0	4	30 H	Missouri	7	5	82 N	Sam Houston St.	5	1
5 A	Texas	2	3	30 H	Missouri	2	5	82 N	Sam Houston St.	2	1
5 A	Texas	0	7	30 H	Missouri	1	0	88 H	Nicholls St.	2	0
9 H	Florida	3	1	33 A	Mississippi St.	3	1	88 H	Nicholls St.	6	0
9 H	Florida	8	4	33 A	Mississippi St.	0	6				
9 H	Florida	2	5	33 A	Mississippi St.	21	0				
11 N	Minnesota	3	1	38 N	Boise St.	4	6				
16 A	Kentucky	8	4	41 N	Ohio St.	2	4				
16 A	Kentucky	6	2	42 N	Oregon St.	2	0				
16 A	Kentucky	4	11	50 A	UCF	3	0				
17 H	Oklahoma St.	10	1								
17 H	Oklahoma St.	8	4								
18 A	South Carolina	0	2								
18 A	South Carolina	2	0								
22 N	Tulsa	1	4								
23 H	Arkansas	12	0								
23 H	Arkansas	4	10								
23 H	Arkansas	6	2								
				LAST 10 GAMES							
				33 A	Mississippi St.	3	1	30 H	Missouri	1	0
				33 A	Mississippi St.	21	0	30 H	Missouri	7	5
				33 A	Mississippi St.	0	6	142 H	UAB	3	2
				182 H	UT Martin	13	0	16 A	Kentucky	6	2
				30 H	Missouri	2	5	16 A	Kentucky	8	4

Non-Div. I Games:

Ole Miss

Kentucky						Through Games Of April 21, 2019											
Average RPI Win: 70		WON-LOST RECORD	WINNING PCT. RANK		LAST 10 GAMES	STRENGTH OF SCHEDULE		OPP. STRENGTH OF SCHEDULE		TEAM RPI	ADJ RPI		CONF. RPI	ADJ CONF. RPI			
Average RPI Loss: 21																	
DIV. I ONLY			28-18-0	.6087	80	5-5-0	1	7	16	.6431	16	1	1				
DIV. I NON-CONF.			17-9-0	.65385	70	1-1-0	5	22	19	.63037	19	1	1				
TOTALS		RPI 1-25		RPI 26-50		W-L RECORDS		RPI 51-100		RPI 101-150		RPI 150+					
28-18-0		9-11-0		7-6-0		OVERALL		6-1-0		3-0-0		3-0-0					
8-6-0		3-2-0		3-3-0		HOME		1-1-0		1-0-0		0-0-0					
10-6-0		5-4-0		1-2-0		AWAY		2-0-0		1-0-0		1-0-0					
10-6-0		1-5-0		3-1-0		NEUTRAL		3-0-0		1-0-0		2-0-0					
17-9-0		1-5-0		4-3-0		NON-CONFERENCE		6-1-0		3-0-0		3-0-0					
2-1-0		0-0-0		0-0-0		HOME		1-1-0		1-0-0		0-0-0					
5-2-0		0-0-0		1-0-		AWAY		2-0-0		1-0-0		1-0-0					
10-6-0		1-5-0		3-1-0		NEUTRAL		3-0-0		1-0-0		2-0-0					
11-9-0		8-6-0		3-3-0		CONFERENCE		0-0-0		0-0-0		0-0-0					
6-5-0		3-2-0		3-3-0		HOME		0-0-0		0-0-0		0-0-0					
5-4-0		5-4-0		0-0-0		AWAY		0-0-0		0-0-0		0-0-0					
0-0-0		0-0-0		0-0-0		NEUTRAL		0-0-0		0-0-0		0-0-0					
RPI	S	Opponent		Score		RPI	S	Opponent		Score		RPI	S	Opponent		Score	
1	N	Oklahoma		1	9	27	N	North Carolina		1	0	55	H	Western Ky.		1	4
2	N	UCLA		4	12	29	A	Louisville		7	8	70	N	California		5	0
4	N	Washington		2	4	30	H	Missouri		4	8	73	A	Marshall		9	4
5	N	Texas		3	4	30	H	Missouri		8	11	82	N	Sam Houston St.		6	0
7	A	LSU		3	2	30	H	Missouri		8	10	84	H	Miami (OH)		9	1
7	A	LSU		0	5	33	H	Mississippi St.		8	0	95	N	Utah		13	2
7	A	LSU		2	5	33	H	Mississippi St.		4	1	97	A	Eastern Ky.		11	5
14	N	James Madison		6	1	33	H	Mississippi St.		9	8						
15	H	Ole Miss		4	8	37	N	Oregon		12	3						
15	H	Ole Miss		2	6	40	A	Houston		3	4						
15	H	Ole Miss		11	4	40	A	Houston		13	1						
17	N	Oklahoma St.		7	8	45	N	Illinois		5	6						
18	A	South Carolina		5	0	47	N	Southern Ill.		6	5						
18	A	South Carolina		11	2												
18	A	South Carolina		5	1												
19	H	Auburn		7	0												
19	H	Auburn		7	3												
23	A	Arkansas		0	1												
23	A	Arkansas		16	2												
23	A	Arkansas		2	3												
						LAST 10 GAMES											
						110	A	Murray St.		14	4	29	A	Louisville		7	8
						227	N	Bethune-Cookman		10	2	7	A	LSU		2	5
						70	N	California		5	0	7	A	LSU		0	5
						19	H	Auburn		7	3	7	A	LSU		3	2
						19	H	Auburn		7	0	247	A	Northern Ky.		13	0

Non-Div. I Games:

Kentucky

Average RPI Win:		75	WON-LOST RECORD		WINNING PCT. RANK		LAST 10 GAMES		STRENGTH OF SCHEDULE		OPP. STRENGTH OF SCHEDULE		TEAM RPI	ADJ RPI		CONF. RPI	ADJ CONF. RPI		
DIV. I ONLY			33-11-0		.75 22		8-2-0		37		3		18	.64241 17		3	3		
DIV. I NON-CONF.			23-9-0		.71875 48		1-1-0		25		3		18	.63801 14		3	3		
TOTALS		RPI 1-25		RPI 26-50		W-L RECORDS		RPI 51-100		RPI 101-150		RPI 150+							
33-11-0		4-6-0		7-3-0		OVERALL		12-2-0		9-0-0		1-0-0							
11-1-0		3-1-0		0-0-0		HOME		3-0-0		5-0-0		0-0-0							
13-5-0		0-3-0		5-0-0		AWAY		6-2-0		1-0-0		1-0-0							
9-5-0		1-2-0		2-3-0		NEUTRAL		3-0-0		3-0-0		0-0-0							
23-9-0		2-5-0		7-3-0		NON-CONFERENCE		7-1-0		6-0-0		1-0-0							
6-0-0		1-0-0		0-0-0		HOME		3-0-0		2-0-0		0-0-0							
8-4-0		0-3-0		5-0-		AWAY		1-1-0		1-0-0		1-0-0							
9-5-0		1-2-0		2-3-0		NEUTRAL		3-0-0		3-0-0		0-0-0							
10-2-0		2-1-0		0-0-0		CONFERENCE		5-1-0		3-0-0		0-0-0							
5-1-0		2-1-0		0-0-0		HOME		0-0-0		3-0-0		0-0-0							
5-1-0		0-0-0		0-0-0		AWAY		5-1-0		0-0-0		0-0-0							
0-0-0		0-0-0		0-0-0		NEUTRAL		0-0-0		0-0-0		0-0-0							
RPI S	Opponent		Score		RPI S	Opponent		Score		RPI S	Opponent		Score		RPI S	Opponent		Score	
3 N	Arizona		0	3	27 N	North Carolina		7	5	51 A	Iowa St.		12	5	101 N	San Diego St.		15	5
5 H	Texas		1	0	32 A	Arizona St.		2	0	51 A	Iowa St.		6	3	106 H	UNI		12	0
5 H	Texas		3	4	34 N	Colorado St.		1	2	51 A	Iowa St.		12	3	124 A	Memphis		5	2
5 H	Texas		8	0	35 N	Notre Dame		0	6	58 A	Baylor		1	2	126 H	Syracuse		8	0
7 N	LSU		1	3	37 A	Oregon		9	6	58 A	Baylor		9	1	130 H	Kansas		7	3
15 A	Ole Miss		4	8	37 A	Oregon		3	0	58 A	Baylor		21	2	130 H	Kansas		5	0
15 A	Ole Miss		1	10	37 A	Oregon		7	6	70 N	California		4	1	130 H	Kansas		8	1
16 N	Kentucky		8	7	40 A	Houston		5	1	71 A	UT Arlington		1	2	132 N	Samford		8	0
22 A	Tulsa		0	3	45 N	Illinois		10	6	77 A	Wichita St.		9	6	139 N	Hofstra		13	2
22 H	Tulsa		5	0	45 N	Illinois		4	7	77 H	Wichita St.		3	0	206 A	Central Ark.		16	1

Non-Div. I Games:

Oklahoma St.

Average RPI Win:		106	WON-LOST RECORD		WINNING PCT. RANK		LAST 10 GAMES		STRENGTH OF SCHEDULE		OPP. STRENGTH OF SCHEDULE		TEAM RPI		ADJ RPI		CONF. RPI		ADJ CONF. RPI					
DIV. I ONLY			34-12-0		.73913		29		8-2-0		17		23		17		.63679		18		1		1	
DIV. I NON-CONF.			27-2-0		.93103		4		4-0-0		117		83		17		.6319		17		1		1	
TOTALS		RPI 1-25		RPI 26-50				W-L RECORDS				RPI 51-100				RPI 101-150				RPI 150+				
34-12-0		8-10-0		1-1-0				OVERALL				9-1-0				5-0-0				11-0-0				
20-5-0		3-5-0		0-0-0				HOME				6-0-0				3-0-0				8-0-0				
6-5-0		5-5-0		0-0-0				AWAY				0-0-0				0-0-0				1-0-0				
8-2-0		0-0-0		1-1-0				NEUTRAL				3-1-0				2-0-0				2-0-0				
27-2-0		1-0-0		1-1-0				NON-CONFERENCE				9-1-0				5-0-0				11-0-0				
17-0-0		0-0-0		0-0-0				HOME				6-0-0				3-0-0				8-0-0				
2-0-0		1-0-0		0-0-				AWAY				0-0-0				0-0-0				1-0-0				
8-2-0		0-0-0		1-1-0				NEUTRAL				3-1-0				2-0-0				2-0-0				
7-10-0		7-10-0		0-0-0				CONFERENCE				0-0-0				0-0-0				0-0-0				
3-5-0		3-5-0		0-0-0				HOME				0-0-0				0-0-0				0-0-0				
4-5-0		4-5-0		0-0-0				AWAY				0-0-0				0-0-0				0-0-0				
0-0-0		0-0-0		0-0-0				NEUTRAL				0-0-0				0-0-0				0-0-0				
RPI	S	Opponent		Score		RPI	S	Opponent		Score		RPI	S	Opponent		Score		RPI	S	Opponent		Score		
7	A	LSU		5	8	27	N	North Carolina		0	4	53	N	Troy		10	2	102	H	Coastal Caro.		7	4	
7	A	LSU		1	9	35	N	Notre Dame		7	4	58	N	Baylor		1	4	108	H	Ohio		4	2	
7	A	LSU		7	5							66	H	USC Upstate		10	2	113	N	Middle Tenn.		6	4	
8	H	Alabama		2	0							72	H	UNC Greensboro		6	3	117	N	Ball St.		15	1	
8	H	Alabama		5	1							72	H	UNC Greensboro		11	3	150	H	Campbell		16	7	
8	H	Alabama		1	9							72	H	UNC Greensboro		9	4	172	A	Charlotte		9	1	
15	H	Ole Miss		0	2							80	N	BYU		4	3	172	H	Charlotte		7	0	
15	H	Ole Miss		2	0							85	H	Duke		5	4	174	N	Western Mich.		7	2	
16	H	Kentucky		1	5							85	N	Duke		3	2	177	H	Winthrop		3	0	
16	H	Kentucky		2	11							91	H	St. John's (NY)		9	1	177	N	Winthrop		15	1	
16	H	Kentucky		0	5													179	H	Furman		9	7	
19	A	Auburn		8	4													199	H	Georgia St.		7	3	
19	A	Auburn		4	5													203	H	Charleston So.		9	1	
19	A	Auburn		10	1													232	H	Youngstown St.		10	1	
23	A	Arkansas		4	7													240	H	Bryant		7	0	
23	A	Arkansas		2	3													240	H	Bryant		10	2	
23	A	Arkansas		9	6																			
25	A	South Fla.		8	1																			
LAST 10 GAMES																								
72	H	UNC Greensboro		9	4	19	A	Auburn		8	4													
232	H	Youngstown St.		10	1	19	A	Auburn		10	1													
240	H	Bryant		10	2	19	A	Auburn		4	5													
72	H	UNC Greensboro		6	3	179	H	Furman		9	7													
66	H	USC Upstate		10	2	8	H	Alabama		2	0													

Non-Div. I Games:

South Carolina

Average RPI Win: 106		WON-LOST RECORD	WINNING PCT. RANK	LAST 10 GAMES	STRENGTH OF SCHEDULE	OPP. STRENGTH OF SCHEDULE	TEAM RPI	ADJ RPI	CONF. RPI	ADJ CONF. RPI								
Average RPI Loss: 28																		
DIV. I ONLY		34-12-0	.73913	29	5-5-0	31	21	19	.6321	19	1	1						
DIV. I NON-CONF.		25-4-0	.86207	13	1-0-0	78	68	20	.62918	21	1	1						
<hr/>																		
TOTALS		RPI 1-25	RPI 26-50		W-L RECORDS		RPI 51-100		RPI 101-150		RPI 150+							
34-12-0		4-7-0	10-3-0		OVERALL		3-2-0		2-0-0		15-0-0							
23-5-0		2-3-0	7-2-0		HOME		1-0-0		2-0-0		11-0-0							
5-4-0		2-3-0	2-1-0		AWAY		0-0-0		0-0-0		1-0-0							
6-3-0		0-1-0	1-0-0		NEUTRAL		2-2-0		0-0-0		3-0-0							
25-4-0		1-2-0	4-0-0		NON-CONFERENCE		3-2-0		2-0-0		15-0-0							
18-1-0		1-1-0	3-0-0		HOME		1-0-0		2-0-0		11-0-0							
1-0-0		0-0-0	0-0-		AWAY		0-0-0		0-0-0		1-0-0							
6-3-0		0-1-0	1-0-0		NEUTRAL		2-2-0		0-0-0		3-0-0							
9-8-0		3-5-0	6-3-0		CONFERENCE		0-0-0		0-0-0		0-0-0							
5-4-0		1-2-0	4-2-0		HOME		0-0-0		0-0-0		0-0-0							
4-4-0		2-3-0	2-1-0		AWAY		0-0-0		0-0-0		0-0-0							
0-0-0		0-0-0	0-0-0		NEUTRAL		0-0-0		0-0-0		0-0-0							
RPI	S	Opponent		Score		RPI	S	Opponent		Score		RPI	S	Opponent		Score		
4	N	Washington		6	8	29	H	Louisville		6	2	53	H	Troy		3	1	
12	A	Tennessee		1	8	31	H	Georgia		6	7	55	N	Western Ky.		8	0	
12	A	Tennessee		3	0	31	H	Georgia		2	3	65	N	Louisiana Tech		1	2	
12	A	Tennessee		10	5	31	H	Georgia		9	5	68	N	Loyola Marymount		9	2	
16	A	Kentucky		0	7	33	A	Mississippi St.		7	4	74	N	Missouri St.		3	4	
16	A	Kentucky		3	7	33	A	Mississippi St.		9	0							
18	H	South Carolina		5	4	33	A	Mississippi St.		6	7							
18	H	South Carolina		1	10	37	N	Oregon		8	0							
18	H	South Carolina		4	8	39	H	North Dakota St.		10	2							
21	H	Texas Tech		4	5	39	H	North Dakota St.		4	1							
24	H	Drake		2	0	49	H	Texas A&M		8	1							
						49	H	Texas A&M		7	6							
						49	H	Texas A&M		12	4							
<hr/>																		
LAST 10 GAMES																		
156 H Radford						7	2	18 H South Carolina						1	10			
16 A Kentucky						3	7	18 H South Carolina						5	4			
16 A Kentucky						0	7	12 A Tennessee						1	8			
258 H Alabama St.						8	0	12 A Tennessee						3	0			
18 H South Carolina						4	8	12 A Tennessee						10	5			

Non-Div. I Games:

Auburn

Average RPI Win:	117	WON-LOST RECORD	WINNING PCT. RANK	LAST 10 GAMES	STRENGTH OF SCHEDULE	OPP. STRENGTH OF SCHEDULE	TEAM RPI	ADJ RPI	CONF. RPI	ADJ CONF. RPI		
DIV. I ONLY		42-4-0	.91304	4	10-0-0	129	53	20	.62799	20	8	8
DIV. I NON-CONF.		21-4-0	.84	16	3-0-0	142	38	26	.60775	24	8	8
<hr/>												
TOTALS	RPI 1-25	RPI 26-50		W-L RECORDS		RPI 51-100		RPI 101-150		RPI 150+		
42-4-0	0-1-0	1-0-0		OVERALL		21-3-0		9-0-0		11-0-0		
22-1-0	0-0-0	0-0-0		HOME		9-1-0		5-0-0		8-0-0		
17-2-0	0-1-0	0-0-0		AWAY		10-1-0		4-0-0		3-0-0		
3-1-0	0-0-0	1-0-0		NEUTRAL		2-1-0		0-0-0		0-0-0		
<hr/>												
21-4-0	0-1-0	1-0-0		NON-CONFERENCE		9-3-0		6-0-0		5-0-0		
13-1-0	0-0-0	0-0-0		HOME		3-1-0		5-0-0		5-0-0		
5-2-0	0-1-0	0-0-		AWAY		4-1-0		1-0-0		0-0-0		
3-1-0	0-0-0	1-0-0		NEUTRAL		2-1-0		0-0-0		0-0-0		
<hr/>												
21-0-0	0-0-0	0-0-0		CONFERENCE		12-0-0		3-0-0		6-0-0		
9-0-0	0-0-0	0-0-0		HOME		6-0-0		0-0-0		3-0-0		
12-0-0	0-0-0	0-0-0		AWAY		6-0-0		3-0-0		3-0-0		
0-0-0	0-0-0	0-0-0		NEUTRAL		0-0-0		0-0-0		0-0-0		
<hr/>												
RPI S	Opponent	Score	RPI S	Opponent	Score	RPI S	Opponent	Score	RPI S	Opponent	Score	
1 A	Oklahoma	1 9	42 N	Oregon St.	8 0	53 H	Troy	9 1	104 H	Austin Peay	8 0	
						53 H	Troy	8 0	104 H	Austin Peay	2 1	
						53 H	Troy	8 0	107 H	SFA	5 2	
						54 N	North Texas	1 5	107 H	SFA	9 1	
						54 N	North Texas	10 2	148 H	Southeastern La.	7 1	
						58 A	Baylor	3 4	149 A	South Alabama	14 0	
						58 A	Baylor	5 2	149 A	South Alabama	11 2	
						58 H	Baylor	4 1	149 A	South Alabama	11 7	
						63 A	Texas St.	7 4	150 A	Campbell	3 0	
						63 A	Texas St.	6 1	160 A	Ga. Southern	3 1	
						63 A	Texas St.	5 3	160 A	Ga. Southern	6 3	
						67 N	Kent St.	21 1	160 A	Ga. Southern	2 0	
						70 H	California	7 1	167 H	Fordham	4 0	
						70 H	California	7 3	199 H	Georgia St.	10 2	
						71 H	UT Arlington	4 1	199 H	Georgia St.	12 3	
						71 H	UT Arlington	4 2	199 H	Georgia St.	10 2	
						71 H	UT Arlington	2 0	230 H	A&M-Corpus Christi	21 0	
						72 A	UNC Greensboro	6 2	230 H	A&M-Corpus Christi	15 0	
						88 A	Nicholls St.	8 0	273 H	Incarnate Word	11 0	
						89 A	Appalachian St.	8 0	277 H	Jackson St.	9 0	
LAST 10 GAMES												
						89 A	Appalachian St.	15 5				
						71 H	UT Arlington	4 2				
						71 H	UT Arlington	2 0				
						54 N	North Texas	10 2				
						107 H	SFA	5 2				

Non-Div. I Games:

Louisiana

RPI	S	Opponent	Score
89	A	Appalachian St.	15 5
89	A	Appalachian St.	3 1
93	A	McNeese	4 0
93	H	McNeese	4 5

104	H	Austin Peay	8 0
70	H	California	7 3
199	H	Georgia St.	10 2
199	H	Georgia St.	12 3
199	H	Georgia St.	10 2

Average RPI Win:		107	WON-LOST RECORD		WINNING PCT. RANK		LAST 10 GAMES		STRENGTH OF SCHEDULE		OPP. STRENGTH OF SCHEDULE		TEAM RPI		ADJ RPI		CONF. RPI		ADJ CONF. RPI					
DIV. I ONLY			35-9-0		.79545		14		7-3-0		73		19		21		.62746		21		3		3	
DIV. I NON-CONF.			27-2-0		.93103		4		0		138		31		15		.63773		15		3		3	
TOTALS		RPI 1-25		RPI 26-50				W-L RECORDS				RPI 51-100				RPI 101-150				RPI 150+				
35-9-0		4-6-0		3-0-0				OVERALL				12-1-0				6-2-0				10-0-0				
14-6-0		1-5-0		0-0-0				HOME				5-0-0				2-1-0				6-0-0				
6-2-0		1-0-0		0-0-0				AWAY				5-1-0				0-1-0				0-0-0				
15-1-0		2-1-0		3-0-0				NEUTRAL				2-0-0				4-0-0				4-0-0				
27-2-0		3-1-0		3-0-0				NON-CONFERENCE				7-0-0				4-1-0				10-0-0				
11-0-0		0-0-0		0-0-0				HOME				5-0-0				0-0-0				6-0-0				
1-1-0		1-0-0		0-0-				AWAY				0-0-0				0-1-0				0-0-0				
15-1-0		2-1-0		3-0-0				NEUTRAL				2-0-0				4-0-0				4-0-0				
8-7-0		1-5-0		0-0-0				CONFERENCE				5-1-0				2-1-0				0-0-0				
3-6-0		1-5-0		0-0-0				HOME				0-0-0				2-1-0				0-0-0				
5-1-0		0-0-0		0-0-0				AWAY				5-1-0				0-0-0				0-0-0				
0-0-0		0-0-0		0-0-0				NEUTRAL				0-0-0				0-0-0				0-0-0				
RPI	S	Opponent		Score		RPI	S	Opponent		Score		RPI	S	Opponent		Score		RPI	S	Opponent		Score		
1	H	Oklahoma		1	5	32	N	Arizona St.		8	0	51	A	Iowa St.		5	6	101	N	San Diego St.		7	0	
1	H	Oklahoma		1	13	36	N	Wisconsin		8	3	51	A	Iowa St.		8	3	110	N	Murray St.		8	0	
1	H	Oklahoma		3	8	37	N	Oregon		5	0	51	A	Iowa St.		8	4	119	N	North Ala.		5	2	
4	N	Washington		1	4							54	H	North Texas		6	1	124	A	Memphis		3	5	
5	H	Texas		0	2							54	H	North Texas		8	1	130	H	Kansas		4	1	
5	H	Texas		0	2							58	A	Baylor		11	6	130	H	Kansas		10	2	
5	H	Texas		3	2							58	A	Baylor		6	2	130	H	Kansas		4	6	
19	A	Auburn		5	4							58	A	Baylor		11	2	142	N	UAB		7	2	
24	N	Drake		4	0							71	H	UT Arlington		8	4	163	N	Lamar University		3	1	
24	N	Drake		1	0							71	H	UT Arlington		9	1	166	H	UTEP		10	0	
												94	H	Jacksonville St.		11	3	166	H	UTEP		16	8	
												99	N	Nebraska		15	10	179	N	Furman		5	0	
												99	N	Nebraska		4	1	184	H	Gardner-Webb		10	2	
																		184	H	Gardner-Webb		8	0	
																		237	H	Northern Colo.		8	0	
																		237	H	Northern Colo.		7	2	
																		250	N	Maine		10	0	
																		267	N	Omaha		13	2	
LAST 10 GAMES																								
						142	N	UAB		7	2	58	A	Baylor		11	6							
						166	H	UTEP		16	8	58	A	Baylor		11	2							
						130	H	Kansas		4	1	58	A	Baylor		6	2							
						130	H	Kansas		10	2	5	H	Texas		0	2							
						130	H	Kansas		4	6	5	H	Texas		3	2							

Non-Div. I Games:

Texas Tech

Average RPI Win: 94		WON-LOST	WINNING	LAST 10	STRENGTH OF		OPP. STRENGTH	TEAM	ADJ	CONF.	ADJ CONF.
Average RPI Loss: 50		RECORD	PCT. RANK	GAMES	SCHEDULE		OF SCHEDULE	RPI	RPI	RPI	RPI
DIV. I ONLY		31-15-0	.67391	50	22		26	24	.61639	22	6
DIV. I NON-CONF.		19-12-0	.6129	85	24		13	32	.5985	31	6
TOTALS		RPI 1-25	RPI 26-50		W-L RECORDS		RPI 51-100		RPI 101-150		RPI 150+
31-15-0		6-8-0	5-2-0		OVERALL		7-1-0		9-3-0		4-1-0
11-4-0		2-0-0	5-2-0		HOME		0-0-0		4-2-0		0-0-0
8-9-0		3-7-0	0-0-0		AWAY		0-1-0		5-1-0		0-0-0
12-2-0		1-1-0	0-0-0		NEUTRAL		7-0-0		0-0-0		4-1-0
19-12-0		4-7-0	0-1-0		NON-CONFERENCE		7-1-0		4-2-0		4-1-0
3-3-0		2-0-0	0-1-0		HOME		0-0-0		1-2-0		0-0-0
4-7-0		1-6-0	0-0-		AWAY		0-1-0		3-0-0		0-0-0
12-2-0		1-1-0	0-0-0		NEUTRAL		7-0-0		0-0-0		4-1-0
12-3-0		2-1-0	5-1-0		CONFERENCE		0-0-0		5-1-0		0-0-0
8-1-0		0-0-0	5-1-0		HOME		0-0-0		3-0-0		0-0-0
4-2-0		2-1-0	0-0-0		AWAY		0-0-0		2-1-0		0-0-0
0-0-0		0-0-0	0-0-0		NEUTRAL		0-0-0		0-0-0		0-0-0
RPI S	Opponent	Score		RPI S	Opponent	Score		RPI S	Opponent	Score	
1 A	Oklahoma	1	10	40 H	Houston	10	6	52 N	Lipscomb	4	3
5 A	Texas	0	2	40 H	Houston	3	4	64 N	Grand Canyon	8	0
5 A	Texas	1	9	40 H	Houston	3	1	74 A	Missouri St.	2	3
7 A	LSU	1	19	45 H	Illinois	4	6	82 N	Sam Houston St.	3	2
7 A	LSU	0	11	50 H	UCF	6	0	82 N	Sam Houston St.	8	1
10 N	Northwestern	1	9	50 H	UCF	4	2	92 N	Iowa	3	0
15 N	Ole Miss	4	1	50 H	UCF	3	2	99 N	Nebraska	6	5
17 A	Oklahoma St.	0	5					99 N	Nebraska	6	0
17 H	Oklahoma St.	3	0								
23 A	Arkansas	2	1						106 H	UNI	4
24 H	Drake	3	2						122 A	East Carolina	8
25 A	South Fla.	3	1						122 A	East Carolina	0
25 A	South Fla.	0	4						122 A	East Carolina	5
25 A	South Fla.	10	4						124 H	Memphis	12
									124 H	Memphis	10
									124 H	Memphis	5
									126 H	Syracuse	11
									130 A	Kansas	11
									130 A	Kansas	4
									130 H	Kansas	4
									149 A	South Alabama	8
									154 N	Bucknell	1
									154 N	Bucknell	2
									173 N	Mercer	3
									246 N	North Dakota	2
									246 N	North Dakota	13
LAST 10 GAMES											
				122 A	East Carolina	5	1	50 H	UCF	3	2
				122 A	East Carolina	8	1	50 H	UCF	4	2
				40 H	Houston	3	1	17 A	Oklahoma St.	0	5
				40 H	Houston	10	6	122 A	East Carolina	0	1
				50 H	UCF	6	0	74 A	Missouri St.	2	3

Non-Div. I Games:

Tulsa

Average RPI Win: 113		WON-LOST RECORD		WINNING PCT. RANK		LAST 10 GAMES		STRENGTH OF SCHEDULE		OPP. STRENGTH OF SCHEDULE		TEAM RPI		ADJ RPI		CONF. RPI		ADJ CONF. RPI			
DIV. I ONLY		34-15-0		.69388 41		8-2-0		26		18		22		.61459 23		1		1			
DIV. I NON-CONF.		26-5-0		.83871 17		6-0-0		148		87		31		.59637 32		1		1			
TOTALS		RPI 1-25		RPI 26-50		W-L RECORDS		RPI 51-100		RPI 101-150		RPI 150+									
34-15-0		8-13-0		1-0-0		OVERALL		7-2-0		8-0-0		10-0-0									
22-6-0		6-5-0		0-0-0		HOME		3-1-0		4-0-0		9-0-0									
5-8-0		2-7-0		0-0-0		AWAY		3-1-0		0-0-0		0-0-0									
7-1-0		0-1-0		1-0-0		NEUTRAL		1-0-0		4-0-0		1-0-0									
26-5-0		0-3-0		1-0-0		NON-CONFERENCE		7-2-0		8-0-0		10-0-0									
16-3-0		0-2-0		0-0-0		HOME		3-1-0		4-0-0		9-0-0									
3-1-0		0-0-0		0-0-		AWAY		3-1-0		0-0-0		0-0-0									
7-1-0		0-1-0		1-0-0		NEUTRAL		1-0-0		4-0-0		1-0-0									
8-10-0		8-10-0		0-0-0		CONFERENCE		0-0-0		0-0-0		0-0-0									
6-3-0		6-3-0		0-0-0		HOME		0-0-0		0-0-0		0-0-0									
2-7-0		2-7-0		0-0-0		AWAY		0-0-0		0-0-0		0-0-0									
0-0-0		0-0-0		0-0-0		NEUTRAL		0-0-0		0-0-0		0-0-0									
RPI S	Opponent		Score		RPI S	Opponent		Score		RPI S	Opponent		Score		RPI S	Opponent		Score			
4 N	Washington		2	3	39 N	North Dakota St.		7	6	52 N	Lipscomb		5	0	112 H	Boston U.		12	7		
7 H	LSU		11	1						59 H	Southeast Mo. St.		7	1	112 H	Boston U.		4	2		
7 H	LSU		8	5						59 H	Southeast Mo. St.		1	6	120 H	Nevada		9	6		
7 H	LSU		1	3						71 A	UT Arlington		4	7	132 N	Samford		6	1		
9 A	Florida		1	3						71 A	UT Arlington		4	1	133 N	Sacramento St.		8	2		
9 A	Florida		0	8						74 A	Missouri St.		2	1	145 H	Northwestern St.		8	2		
9 A	Florida		0	3						77 H	Wichita St.		9	1	150 N	Campbell		8	0		
12 A	Tennessee		1	0						77 H	Wichita St.		4	3	150 N	Campbell		7	3		
12 A	Tennessee		2	5						93 A	McNeese		6	0	151 H	SIUE		15	3		
12 A	Tennessee		4	6											151 H	SIUE		2	1		
15 A	Ole Miss		10	4											179 H	Furman		6	5		
15 A	Ole Miss		2	6											179 H	Furman		9	1		
15 A	Ole Miss		0	12											179 H	Furman		11	0		
16 H	Kentucky		2	16											237 N	Northern Colo.		11	0		
16 H	Kentucky		1	0											248 H	IUPUI		10	2		
16 H	Kentucky		3	2											267 H	Omaha		2	0		
18 H	South Carolina		6	9											267 H	Omaha		9	0		
18 H	South Carolina		3	2											292 H	Ark.-Pine Bluff		10	0		
18 H	South Carolina		7	4																	
22 H	Tulsa		1	2																	
24 H	Drake		1	3																	
				LAST 10 GAMES																	
				179 H	Furman		6	5	179 H	Furman		9	1								
				77 H	Wichita St.		4	3	7 H	LSU		1	3								
				77 H	Wichita St.		9	1	7 H	LSU		11	1								
				145 H	Northwestern St.		8	2	7 H	LSU		8	5								
				71 A	UT Arlington		4	7	292 H	Ark.-Pine Bluff		10	0								

Non-Div. I Games:

Arkansas

Average RPI Win:	127	WON-LOST	WINNING	LAST 10	STRENGTH OF	OPP. STRENGTH	TEAM	ADJ	CONF.	ADJ CONF.	
Average RPI Loss:	22	RECORD	PCT. RANK	GAMES	SCHEDULE	OF SCHEDULE	RPI	RPI	RPI	RPI	
DIV. I ONLY		33-13-0	.71739 34	10-0-0	33	46	23	.61406 24	11	10	
DIV. I NON-CONF.		15-12-0	.55556 116	1-0-0	4	14	27	.60306 26	10	9	
TOTALS	RPI 1-25	RPI 26-50		W-L RECORDS		RPI 51-100		RPI 101-150		RPI 150+	
33-13-0	1-11-0	2-1-0		OVERALL		10-0-0		8-1-0		12-0-0	
12-0-0	0-0-0	0-0-0		HOME		1-0-0		8-0-0		3-0-0	
10-6-0	1-5-0	2-1-0		AWAY		4-0-0		0-0-0		3-0-0	
11-7-0	0-6-0	0-0-0		NEUTRAL		5-0-0		0-1-0		6-0-0	
15-12-0	1-11-0	0-0-0		NON-CONFERENCE		8-0-0		0-1-0		6-0-0	
1-0-0	0-0-0	0-0-0		HOME		1-0-0		0-0-0		0-0-0	
3-5-0	1-5-0	0-0-		AWAY		2-0-0		0-0-0		0-0-0	
11-7-0	0-6-0	0-0-0		NEUTRAL		5-0-0		0-1-0		6-0-0	
18-1-0	0-0-0	2-1-0		CONFERENCE		2-0-0		8-0-0		6-0-0	
11-0-0	0-0-0	0-0-0		HOME		0-0-0		8-0-0		3-0-0	
7-1-0	0-0-0	2-1-0		AWAY		2-0-0		0-0-0		3-0-0	
0-0-0	0-0-0	0-0-0		NEUTRAL		0-0-0		0-0-0		0-0-0	
RPI S	Opponent	Score	RPI S	Opponent	Score	RPI S	Opponent	Score	RPI S	Opponent	Score
1 A	Oklahoma	2 5	47 A	Southern Ill.	6 0	59 N	Southeast Mo. St.	6 1	103 N	South Dakota St.	4 6
3 A	Arizona	4 9	47 A	Southern Ill.	6 4	59 N	Southeast Mo. St.	6 2	106 H	UNI	3 1
3 A	Arizona	0 4	47 A	Southern Ill.	0 1	59 N	Southeast Mo. St.	7 5	106 H	UNI	11 3
10 N	Northwestern	1 2				64 N	Grand Canyon	3 1	135 H	Illinois St.	3 2
11 N	Minnesota	0 2				67 N	Kent St.	8 0	135 H	Illinois St.	3 0
11 N	Minnesota	1 4				76 A	Bradley	7 6	135 H	Illinois St.	8 0
14 N	James Madison	0 8				76 A	Bradley	6 1	137 H	Loyola Chicago	1 0
19 A	Auburn	0 2				92 H	Iowa	5 0	137 H	Loyola Chicago	11 0
21 N	Texas Tech	0 4				99 A	Nebraska	7 1	137 H	Loyola Chicago	9 0
21 N	Texas Tech	0 1				99 A	Nebraska	14 0	151 N	SIUE	3 2
22 A	Tulsa	2 3							170 N	Toledo	11 10
23 A	Arkansas	3 1							170 N	Toledo	7 0
									176 A	Valparaiso	10 0
									176 A	Valparaiso	1 0
									176 A	Valparaiso	14 3
									179 N	Furman	11 3
									207 H	Indiana St.	2 0
									207 H	Indiana St.	8 0
									207 H	Indiana St.	10 0
									215 N	Saint Louis	7 1
									248 N	IUPUI	5 0
			LAST 10 GAMES								
			207 H	Indiana St.	8 0	106 H	UNI	11 3			
			207 H	Indiana St.	2 0	76 A	Bradley	7 6			
			135 H	Illinois St.	3 2	47 A	Southern Ill.	6 4			
			137 H	Loyola Chicago	1 0	99 A	Nebraska	14 0			
			176 A	Valparaiso	1 0	135 H	Illinois St.	3 0			

Non-Div. I Games:

Drake

Average RPI Win:		114	WON-LOST RECORD		WINNING PCT. RANK	LAST 10 GAMES		STRENGTH OF SCHEDULE		OPP. STRENGTH OF SCHEDULE	TEAM RPI	ADJ RPI	CONF. RPI	ADJ CONF. RPI			
DIV. I ONLY			35-15-0		.7	39		9-1-0		34	34	25	.61174	25	6	6	
DIV. I NON-CONF.			22-13-0		.62857	82		0-1-0		31	24	35	.59155	34	6	6	
TOTALS		RPI 1-25		RPI 26-50		W-L RECORDS		RPI 51-100		RPI 101-150		RPI 150+					
35-15-0		2-10-0		8-2-0		OVERALL		5-2-0		7-1-0		13-0-0					
21-10-0		1-8-0		2-0-0		HOME		3-2-0		6-0-0		9-0-0					
10-1-0		1-1-0		6-0-0		AWAY		0-0-0		0-0-0		3-0-0					
4-4-0		0-1-0		0-2-0		NEUTRAL		2-0-0		1-1-0		1-0-0					
22-13-0		1-8-0		2-2-0		NON-CONFERENCE		5-2-0		4-1-0		10-0-0					
17-8-0		0-6-0		2-0-0		HOME		3-2-0		3-0-0		9-0-0					
1-1-0		1-1-0		0-0-		AWAY		0-0-0		0-0-0		0-0-0					
4-4-0		0-1-0		0-2-0		NEUTRAL		2-0-0		1-1-0		1-0-0					
13-2-0		1-2-0		6-0-0		CONFERENCE		0-0-0		3-0-0		3-0-0					
4-2-0		1-2-0		0-0-0		HOME		0-0-0		3-0-0		0-0-0					
9-0-0		0-0-0		6-0-0		AWAY		0-0-0		0-0-0		3-0-0					
0-0-0		0-0-0		0-0-0		NEUTRAL		0-0-0		0-0-0		0-0-0					
RPI	S	Opponent		Score		RPI	S	Opponent		Score		RPI	S	Opponent		Score	
3	A	Arizona		4	1	28	H	Virginia Tech		7	2	61	H	FGCU		1	0
3	H	Arizona		1	4	36	H	Wisconsin		7	1	63	H	Texas St.		3	4
8	N	Alabama		0	2	40	A	Houston		4	2	63	H	Texas St.		3	0
9	A	Florida		0	1	40	A	Houston		3	0	79	H	NC State		1	2
9	H	Florida		1	7	40	A	Houston		3	0	87	H	Purdue		4	3
11	H	Minnesota		0	3	44	N	Indiana		2	3	91	N	St. John's (NY)		12	2
11	H	Minnesota		0	3	48	N	Cal St. Fullerton		4	5	92	N	Iowa		1	0
13	H	Michigan		1	10	50	A	UCF		2	0						
18	H	South Carolina		1	8	50	A	UCF		3	1						
22	H	Tulsa		4	10	50	A	UCF		3	0						
22	H	Tulsa		1	3												
22	H	Tulsa		4	0												
LAST 10 GAMES																	
181	H	Colgate		1	0	50	A	UCF		3	1						
159	A	UConn		5	3	50	A	UCF		2	0						
159	A	UConn		1	0	9	A	Florida		0	1						
159	A	UConn		4	0	122	H	East Carolina		3	2						
50	A	UCF		3	0	122	H	East Carolina		4	3						

Average RPI Win:	115	WON-LOST RECORD	WINNING PCT. RANK	LAST 10 GAMES	STRENGTH OF SCHEDULE	OPP. STRENGTH OF SCHEDULE	TEAM RPI	ADJ RPI	CONF. RPI	ADJ CONF. RPI		
DIV. I ONLY		30-10-0	.75	22	5-5-0	74	32	27	.60899	26	2	2
DIV. I NON-CONF.		23-5-0	.82143	20	2-1-0	69	75	22	.61865	22	2	2
<hr/>												
TOTALS	RPI 1-25	RPI 26-50		W-L RECORDS		RPI 51-100		RPI 101-150		RPI 150+		
30-10-0	3-3-0	4-4-0		OVERALL		7-1-0		7-2-0		9-0-0		
17-6-0	1-0-0	3-4-0		HOME		3-1-0		3-1-0		7-0-0		
5-3-0	1-3-0	1-0-0		AWAY		2-0-0		0-0-0		1-0-0		
8-1-0	1-0-0	0-0-0		NEUTRAL		2-0-0		4-1-0		1-0-0		
23-5-0	3-0-0	1-3-0		NON-CONFERENCE		3-0-0		7-2-0		9-0-0		
13-4-0	1-0-0	1-3-0		HOME		1-0-0		3-1-0		7-0-0		
2-0-0	1-0-0	0-0-		AWAY		0-0-0		0-0-0		1-0-0		
8-1-0	1-0-0	0-0-0		NEUTRAL		2-0-0		4-1-0		1-0-0		
7-5-0	0-3-0	3-1-0		CONFERENCE		4-1-0		0-0-0		0-0-0		
4-2-0	0-0-0	2-1-0		HOME		2-1-0		0-0-0		0-0-0		
3-3-0	0-3-0	1-0-0		AWAY		2-0-0		0-0-0		0-0-0		
0-0-0	0-0-0	0-0-0		NEUTRAL		0-0-0		0-0-0		0-0-0		
RPI S	Opponent	Score		RPI S	Opponent	Score		RPI S	Opponent	Score		
3 A	Arizona	1	9	34 H	Colorado St.	0	5	51 H	Iowa St.	2	1	
3 A	Arizona	2	13	37 H	Oregon	7	6	62 N	Seattle U	6	4	
3 A	Arizona	0	7	37 H	Oregon	8	6	70 A	California	9	3	
7 A	LSU	7	5	37 H	Oregon	2	7	70 A	California	11	10	
10 H	Northwestern	1	0	39 H	North Dakota St.	3	2	76 N	Bradley	12	5	
13 N	Michigan	7	1	42 A	Oregon St.	3	2	95 H	Utah	6	3	
				43 H	UNLV	0	1	95 H	Utah	1	2	
				43 H	UNLV	1	4	95 H	Utah	6	2	
							</					

Non-Div. I Games:

Stanford

Average RPI Win:		89	WON-LOST RECORD		WINNING PCT. RANK	LAST 10 GAMES	STRENGTH OF SCHEDULE		OPP. STRENGTH OF SCHEDULE	TEAM RPI	ADJ RPI	CONF. RPI	ADJ CONF. RPI				
DIV. I ONLY			29-15-0		.65909	55	8-2-0		39	17	31	.60592	27	5	5		
DIV. I NON-CONF.			14-9-0		.6087	86	3-0-0		10	4	23	.61483	23	5	5		
TOTALS		RPI 1-25		RPI 26-50		W-L RECORDS		RPI 51-100		RPI 101-150		RPI 150+					
29-15-0		6-6-0		3-1-0		OVERALL		6-6-0		11-0-0		3-2-0					
17-6-0		5-3-0		0-0-0		HOME		2-2-0		9-0-0		1-1-0					
9-3-0		0-0-0		3-1-0		AWAY		2-1-0		2-0-0		2-1-0					
3-6-0		1-3-0		0-0-0		NEUTRAL		2-3-0		0-0-0		0-0-0					
14-9-0		4-5-0		1-0-0		NON-CONFERENCE		3-3-0		5-0-0		1-1-0					
8-3-0		3-2-0		0-0-0		HOME		1-0-0		3-0-0		1-1-0					
3-0-0		0-0-0		1-0-		AWAY		0-0-0		2-0-0		0-0-0					
3-6-0		1-3-0		0-0-0		NEUTRAL		2-3-0		0-0-0		0-0-0					
15-6-0		2-1-0		2-1-0		CONFERENCE		3-3-0		6-0-0		2-1-0					
9-3-0		2-1-0		0-0-0		HOME		1-2-0		6-0-0		0-0-0					
6-3-0		0-0-0		2-1-0		AWAY		2-1-0		0-0-0		2-1-0					
0-0-0		0-0-0		0-0-0		NEUTRAL		0-0-0		0-0-0		0-0-0					
RPI	S	Opponent		Score		RPI	S	Opponent		Score		RPI	S	Opponent		Score	
4	N	Washington		1	9	28	A	Virginia Tech		0	5	56	H	Liberty		3	2
6	H	Florida St.		6	5	28	A	Virginia Tech		8	4	58	N	Baylor		9	10
6	H	Florida St.		1	0	28	A	Virginia Tech		3	0	80	N	BYU		5	4
6	H	Florida St.		6	8	31	A	Georgia		3	1	81	N	Long Beach St.		4	8
10	H	Northwestern		5	0							85	A	Duke		4	2
10	H	Northwestern		3	9							85	A	Duke		1	2
12	H	Tennessee		0	2							85	A	Duke		8	1
13	H	Michigan		4	2							86	H	Georgia Tech		2	3
13	H	Michigan		8	3							86	H	Georgia Tech		4	1
16	N	Kentucky		0	1							86	H	Georgia Tech		5	13
17	N	Oklahoma St.		5	7							90	N	New Mexico St.		2	6
18	N	South Carolina		4	0							95	N	Utah		7	2

Non-Div. I Games:

North Carolina

Average RPI Win:	126	WON-LOST RECORD	WINNING PCT. RANK	LAST 10 GAMES	STRENGTH OF SCHEDULE	OPP. STRENGTH OF SCHEDULE	TEAM RPI	ADJ RPI	CONF. RPI	ADJ CONF. RPI		
DIV. I ONLY		40-8-0	.83333	10	7-3-0	133	43	26	.60432	28	5	5
DIV. I NON-CONF.		23-4-0	.85185	14	3-1-0	146	48	25	.60442	25	5	5
<hr/>												
TOTALS	RPI 1-25	RPI 26-50		W-L RECORDS		RPI 51-100		RPI 101-150		RPI 150+		
40-8-0	1-2-0	4-4-0		OVERALL		13-2-0		5-0-0		17-0-0		
13-5-0	1-1-0	3-3-0		HOME		3-1-0		3-0-0		3-0-0		
16-2-0	0-1-0	1-1-0		AWAY		6-0-0		0-0-0		9-0-0		
11-1-0	0-0-0	0-0-0		NEUTRAL		4-1-0		2-0-0		5-0-0		
23-4-0	1-2-0	1-1-0		NON-CONFERENCE		5-1-0		2-0-0		14-0-0		
5-1-0	1-1-0	0-0-0		HOME		1-0-0		0-0-0		3-0-0		
7-2-0	0-1-0	1-0-		AWAY		0-0-0		0-0-0		6-0-0		
11-1-0	0-0-0	0-0-0		NEUTRAL		4-1-0		2-0-0		5-0-0		
17-4-0	0-0-0	3-3-0		CONFERENCE		8-1-0		3-0-0		3-0-0		
8-4-0	0-0-0	3-3-0		HOME		2-1-0		3-0-0		0-0-0		
9-0-0	0-0-0	0-0-0		AWAY		6-0-0		0-0-0		3-0-0		
0-0-0	0-0-0	0-0-0		NEUTRAL		0-0-0		0-0-0		0-0-0		
RPI S	Opponent	Score	RPI S	Opponent	Score	RPI S	Opponent	Score	RPI S	Opponent	Score	
14 H	James Madison	1 3	27 H	North Carolina	5 0	52 H	Lipscomb	9 7	140 H	Virginia	8 0	
14 H	James Madison	12 0	27 H	North Carolina	4 8	63 N	Texas St.	5 17	140 H	Virginia	7 0	
25 A	South Fla.	2 7	27 H	North Carolina	0 3	63 N	Texas St.	10 0	140 H	Virginia	1 0	
			29 H	Louisville	13 5	77 N	Wichita St.	11 3	142 N	UAB	8 6	
			29 H	Louisville	5 7	79 A	NC State	1 0	142 N	UAB	4 1	
			29 H	Louisville	10 1	79 A	NC State	12 1	156 A	Radford	10 0	
			31 A	Georgia	7 6	79 A	NC State	4 2	156 H	Radford	8 0	
			31 A	Georgia	0 8	85 A	Duke	2 1	158 A	Col. of Charleston	13 0	
						85 A	Duke	3 0	165 N	Central Mich.	6 0	
						85 A	Duke	6 0	172 A	Charlotte	9 1	
						86 H	Georgia Tech	5 4	172 A	Charlotte	8 0	
						86 H	Georgia Tech	5 1	194 N	ETSU	8 3	
						86 H	Georgia Tech	7 10	195 A	Pittsburgh	10 2	
						87 N	Purdue	7 5	195 A	Pittsburgh	9 1	
						87 N	Purdue	5 0	195 A	Pittsburgh	18 0	
									199 N	Georgia St.	5 1	
									199 N	Georgia St.	6 0	
									200 H	Binghamton	12 0	
									200 H	Binghamton	9 1	
									203 A	Charleston So.	4 0	
									203 A	Charleston So.	10 0	
									208 N	Detroit Mercy	13 0	
			LAST 10 GAMES									
			86 H	Georgia Tech	5 4	27 H	North Carolina	4 8				
			203 A	Charleston So.	10 0	27 H	North Carolina	0 3				
			200 H	Binghamton	9 1	27 H	North Carolina	5 0				
			172 A	Charlotte	8 0	172 A	Charlotte	9 1				
			14 H	James Madison	12 0	140 H	Virginia	7 0				

Non-Div. I Games:

Virginia Tech

Average RPI Win: 117		WON-LOST	WINNING	LAST 10	STRENGTH OF		OPP. STRENGTH	TEAM	ADJ	CONF.	ADJ CONF.
Average RPI Loss: 47		RECORD	PCT. RANK	GAMES	SCHEDULE		OF SCHEDULE	RPI	RPI	RPI	RPI
DIV. I ONLY		31-15-0	.67391	50	8-2-0		45	37	34	.60234	29
DIV. I NON-CONF.		20-8-0	.71429	50	1-0-0		73	32	36	.59446	33
TOTALS		RPI 1-25	RPI 26-50		W-L RECORDS		RPI 51-100		RPI 101-150		RPI 150+
31-15-0		4-7-0	5-4-0		OVERALL		6-1-0		5-2-0		11-1-0
15-3-0		3-1-0	2-0-0		HOME		3-1-0		2-1-0		5-0-0
6-7-0		0-2-0	3-4-0		AWAY		1-0-0		2-1-0		0-0-0
10-5-0		1-4-0	0-0-0		NEUTRAL		2-0-0		1-0-0		6-1-0
20-8-0		2-6-0	3-0-0		NON-CONFERENCE		3-1-0		1-0-0		11-1-0
8-1-0		1-0-0	2-0-0		HOME		0-1-0		0-0-0		5-0-0
2-2-0		0-2-0	1-0-		AWAY		1-0-0		0-0-0		0-0-0
10-5-0		1-4-0	0-0-0		NEUTRAL		2-0-0		1-0-0		6-1-0
11-7-0		2-1-0	2-4-0		CONFERENCE		3-0-0		4-2-0		0-0-0
7-2-0		2-1-0	0-0-0		HOME		3-0-0		2-1-0		0-0-0
4-5-0		0-0-0	2-4-0		AWAY		0-0-0		2-1-0		0-0-0
0-0-0		0-0-0	0-0-0		NEUTRAL		0-0-0		0-0-0		0-0-0
RPI S	Opponent	Score	RPI S	Opponent	Score	RPI S	Opponent	Score	RPI S	Opponent	Score
6 H	Florida St.	10 9	28 A	Virginia Tech	7 5	52 H	Lipscomb	4 5	118 A	Boston College	4 8
6 H	Florida St.	1 4	28 A	Virginia Tech	5 13	55 A	Western Ky.	7 2	118 A	Boston College	10 2
6 H	Florida St.	2 0	28 A	Virginia Tech	1 10	76 N	Bradley	6 0	118 A	Boston College	9 2
10 N	Northwestern	0 1	30 H	Missouri	5 3	76 N	Bradley	7 5	126 H	Syracuse	2 4
10 N	Northwestern	8 9	35 A	Notre Dame	1 9	86 H	Georgia Tech	7 2	126 H	Syracuse	8 0
10 N	Northwestern	2 4	35 A	Notre Dame	1 9	86 H	Georgia Tech	11 7	126 H	Syracuse	4 2
12 A	Tennessee	3 5	35 A	Notre Dame	5 3	86 H	Georgia Tech	11 10	130 N	Kansas	5 3
13 N	Michigan	2 1	44 H	Indiana	5 2				156 N	Radford	6 0
13 N	Michigan	0 6	48 A	Cal St. Fullerton	9 0				156 N	Radford	1 0
16 H	Kentucky	8 7							162 N	Utah St.	7 5
19 A	Auburn	2 6							168 N	Michigan St.	14 1
									173 N	Mercer	14 0
									196 N	Idaho St.	0 3
									207 H	Indiana St.	3 0
									207 H	Indiana St.	7 1
									248 H	IUPUI	3 0
									263 N	Buffalo	10 0
									284 H	Morehead St.	8 0
									284 H	Morehead St.	21 1
LAST 10 GAMES											
52 H	Lipscomb	4 5	76 N	Bradley	6 0						
35 A	Notre Dame	1 9	76 N	Bradley	7 5						
35 A	Notre Dame	1 9	284 H	Morehead St.	21 1						
156 N	Radford	6 0	86 H	Georgia Tech	11 10						
207 H	Indiana St.	3 0	86 H	Georgia Tech	7 2						

Non-Div. I Games:

Louisville

Average RPI Win: 79		WON-LOST	WINNING	LAST 10	STRENGTH OF		OPP. STRENGTH	TEAM	ADJ	CONF.	ADJ CONF.
Average RPI Loss: 48		RECORD	PCT. RANK	GAMES	SCHEDULE		OF SCHEDULE	RPI	RPI	RPI	RPI
DIV. I ONLY		27-18-0	.685	7-3-0	21		4	32	.60002	30	1
DIV. I NON-CONF.		17-10-0	.62963	3-1-0	137		12	62	.55778	60	1
TOTALS		RPI 1-25	RPI 26-50		W-L RECORDS		RPI 51-100		RPI 101-150		RPI 150+
27-18-0		5-9-0	9-5-0		OVERALL		6-2-0		3-0-0		4-2-0
8-6-0		1-2-0	6-2-0		HOME		0-1-0		0-0-0		1-1-0
7-6-0		4-5-0	1-1-0		AWAY		2-0-0		0-0-0		0-0-0
12-6-0		0-2-0	2-2-0		NEUTRAL		4-1-0		3-0-0		3-1-0
17-10-0		0-2-0	4-4-0		NON-CONFERENCE		6-2-0		3-0-0		4-2-0
2-3-0		0-0-0	1-1-0		HOME		0-1-0		0-0-0		1-1-0
3-1-0		0-0-0	1-0-		AWAY		2-0-0		0-0-0		0-0-0
12-6-0		0-2-0	2-2-0		NEUTRAL		4-1-0		3-0-0		3-1-0
10-8-0		5-7-0	5-1-0		CONFERENCE		0-0-0		0-0-0		0-0-0
6-3-0		1-2-0	5-1-0		HOME		0-0-0		0-0-0		0-0-0
4-5-0		4-5-0	0-0-0		AWAY		0-0-0		0-0-0		0-0-0
0-0-0		0-0-0	0-0-0		NEUTRAL		0-0-0		0-0-0		0-0-0
RPI S	Opponent	Score	RPI S	Opponent	Score	RPI S	Opponent	Score	RPI S	Opponent	Score
2 N	UCLA	3 11	29 A	Louisville	3 5	53 N	Troy	6 0	130 N	Kansas	3 2
4 N	Washington	3 6	31 H	Georgia	8 7	76 H	Bradley	1 8	130 N	Kansas	12 0
8 A	Alabama	1 3	31 H	Georgia	7 3	77 A	Wichita St.	7 1	144 N	Massachusetts	5 0
8 A	Alabama	8 14	31 H	Georgia	0 1	77 A	Wichita St.	7 3	153 N	Villanova	7 0
8 A	Alabama	5 11	32 A	Arizona St.	8 0	80 N	BYU	3 7	195 H	Pittsburgh	4 5
12 H	Tennessee	3 9	37 H	Oregon	8 0	90 N	New Mexico St.	15 0	195 H	Pittsburgh	9 2
12 H	Tennessee	1 2	37 H	Oregon	1 4	92 N	Iowa	9 1	207 N	Indiana St.	11 1
12 H	Tennessee	5 4	37 N	Oregon	1 6	95 N	Utah	9 0	248 N	IUPUI	8 9
15 A	Ole Miss	5 7	42 N	Oregon St.	3 4				248 N	IUPUI	11 3
15 A	Ole Miss	5 2	45 N	Illinois	2 0						
15 A	Ole Miss	0 1	45 N	Illinois	3 2						
16 A	Kentucky	8 4	49 H	Texas A&M	4 3						
16 A	Kentucky	10 8	49 H	Texas A&M	8 0						
16 A	Kentucky	11 8	49 H	Texas A&M	4 0						
LAST 10 GAMES											
45 N	Illinois	3 2	15 A	Ole Miss	5 2						
77 A	Wichita St.	7 3	15 A	Ole Miss	0 1						
49 H	Texas A&M	4 0	15 A	Ole Miss	5 7						
49 H	Texas A&M	8 0	45 N	Illinois	2 0						
49 H	Texas A&M	4 3	37 H	Oregon	8 0						

Non-Div. I Games:

Missouri

Average RPI Win:		135	WON-LOST		WINNING		LAST 10		STRENGTH OF		OPP. STRENGTH		TEAM		ADJ		CONF.		ADJ CONF.	
Average RPI Loss:		24	RECORD		PCT. RANK		GAMES		SCHEDULE		OF SCHEDULE		RPI		RPI		RPI		RPI	
DIV. I ONLY			33-15-0		.6875		44		5-5-0		35		38		28		.59905		31	
DIV. I NON-CONF.			26-4-0		.86667		12		1-0-0		181		122		33		.58803		36	
TOTALS		RPI 1-25		RPI 26-50		W-L RECORDS		RPI 51-100		RPI 101-150		RPI 150+								
33-15-0		4-8-0		4-6-0		OVERALL		4-1-0		10-0-0		11-0-0								
25-8-0		2-4-0		3-3-0		HOME		2-1-0		8-0-0		10-0-0								
5-6-0		2-4-0		1-2-0		AWAY		1-0-0		1-0-0		0-0-0								
3-1-0		0-0-0		0-1-0		NEUTRAL		1-0-0		1-0-0		1-0-0								
26-4-0		0-0-0		1-3-0		NON-CONFERENCE		4-1-0		10-0-0		11-0-0								
21-3-0		0-0-0		1-2-0		HOME		2-1-0		8-0-0		10-0-0								
2-0-0		0-0-0		0-0-		AWAY		1-0-0		1-0-0		0-0-0								
3-1-0		0-0-0		0-1-0		NEUTRAL		1-0-0		1-0-0		1-0-0								
7-11-0		4-8-0		3-3-0		CONFERENCE		0-0-0		0-0-0		0-0-0								
4-5-0		2-4-0		2-1-0		HOME		0-0-0		0-0-0		0-0-0								
3-6-0		2-4-0		1-2-0		AWAY		0-0-0		0-0-0		0-0-0								
0-0-0		0-0-0		0-0-0		NEUTRAL		0-0-0		0-0-0		0-0-0								
RPI	S	Opponent		Score		RPI	S	Opponent		Score		RPI	S	Opponent		Score				
7	H	LSU		4	6	27	H	North Carolina		1	3	78	H	Elon		4	5			
7	H	LSU		4	11	28	H	Virginia Tech		6	7	78	H	Elon		5	0			
7	H	LSU		4	7	28	H	Virginia Tech		8	0	86	A	Georgia Tech		16	4			
8	A	Alabama		0	4	30	A	Missouri		1	0	86	H	Georgia Tech		7	0			
8	A	Alabama		3	4	30	A	Missouri		7	8	91	N	St. John's (NY)		10	1			
8	A	Alabama		1	7	30	A	Missouri		3	7									
12	H	Tennessee		6	7	44	N	Indiana		4	6									
12	H	Tennessee		8	0	49	H	Texas A&M		4	3									
12	H	Tennessee		6	2	49	H	Texas A&M		11	5									
19	A	Auburn		3	2	49	H	Texas A&M		3	5									
19	A	Auburn		7	6															
19	A	Auburn		5	9															
						LAST 10 GAMES														
		12 H Tennessee		6	7			12 H Tennessee		8	0									
		12 H Tennessee		6	2			86 H Georgia Tech		7	0									
		78 H Elon		5	0			8 A Alabama		3	4									
		177 H Winthrop		11	0			8 A Alabama		0	4									
		263 H Buffalo		14	1			8 A Alabama		1	7									

Non-Div. I Games:

Georgia

Average RPI Win: 126		WON-LOST	WINNING	LAST 10	STRENGTH OF		OPP. STRENGTH	TEAM	ADJ		CONF.	ADJ CONF.
Average RPI Loss: 12		RECORD	PCT. RANK	GAMES	SCHEDULE		OF SCHEDULE	RPI	RPI		RPI	RPI
DIV. I ONLY		25-17-0	.59524	90	18		13	33	.59836		2	2
DIV. I NON-CONF.		20-7-0	.74074	37	67		27	28	.59922		2	2
TOTALS		RPI 1-25	RPI 26-50		W-L RECORDS		RPI 51-100		RPI 101-150		RPI 150+	
25-17-0		2-14-0	3-3-0		OVERALL		5-0-0		5-0-0		10-0-0	
21-10-0		2-7-0	2-3-0		HOME		4-0-0		5-0-0		8-0-0	
0-6-0		0-6-0	0-0-0		AWAY		0-0-0		0-0-0		0-0-0	
4-1-0		0-1-0	1-0-0		NEUTRAL		1-0-0		0-0-0		2-0-0	
20-7-0		2-5-0	1-2-0		NON-CONFERENCE		2-0-0		5-0-0		10-0-0	
16-6-0		2-4-0	0-2-0		HOME		1-0-0		5-0-0		8-0-0	
0-0-0		0-0-0	0-0-		AWAY		0-0-0		0-0-0		0-0-0	
4-1-0		0-1-0	1-0-0		NEUTRAL		1-0-0		0-0-0		2-0-0	
5-10-0		0-9-0	2-1-0		CONFERENCE		3-0-0		0-0-0		0-0-0	
5-4-0		0-3-0	2-1-0		HOME		3-0-0		0-0-0		0-0-0	
0-6-0		0-6-0	0-0-0		AWAY		0-0-0		0-0-0		0-0-0	
0-0-0		0-0-0	0-0-0		NEUTRAL		0-0-0		0-0-0		0-0-0	
RPI S	Opponent	Score	RPI S	Opponent	Score	RPI S	Opponent	Score	RPI S	Opponent	Score	
2 H	UCLA	5 16	30 H	Missouri	0 8	90 H	New Mexico St.	17 1	127 H	Weber St.	21 1	
2 H	UCLA	0 9	36 H	Wisconsin	1 5	95 H	Utah	13 0	129 H	CSUN	8 2	
2 H	UCLA	0 10	42 H	Oregon St.	18 2	95 H	Utah	18 17	130 H	Kansas	14 6	
3 A	Arizona	0 2	42 H	Oregon St.	1 5	95 H	Utah	14 4	135 H	Illinois St.	9 6	
3 A	Arizona	0 8	42 H	Oregon St.	12 4	99 N	Nebraska	6 5	136 H	South Dakota	12 0	
3 A	Arizona	0 8	49 N	Texas A&M	5 4				162 H	Utah St.	10 2	
4 A	Washington	2 9							165 H	Central Mich.	8 2	
4 A	Washington	0 6							169 H	Lehigh	14 0	
4 A	Washington	4 8							169 H	Lehigh	4 1	
5 H	Texas	4 11							174 H	Western Mich.	8 4	
5 H	Texas	9 6							175 N	Cal Poly	11 1	
9 H	Florida	2 7							193 H	San Diego	12 3	
13 H	Michigan	6 7							213 H	Princeton	14 5	
14 H	James Madison	6 4							213 H	Princeton	20 5	
17 H	Oklahoma St.	0 2							227 N	Bethune-Cookman	4 1	
21 N	Texas Tech	0 8										
LAST 10 GAMES												
42 H	Oregon St.	18 2	2 H	UCLA	0 9							
4 A	Washington	0 6	2 H	UCLA	0 10							
4 A	Washington	2 9	3 A	Arizona	0 2							
4 A	Washington	4 8	3 A	Arizona	0 8							
2 H	UCLA	5 16	3 A	Arizona	0 8							

Non-Div. I Games:

Arizona St.

Average RPI Win: 126		WON-LOST RECORD		WINNING PCT. RANK		LAST 10 GAMES		STRENGTH OF SCHEDULE		OPP. STRENGTH OF SCHEDULE		TEAM RPI		ADJ RPI		CONF. RPI		ADJ CONF. RPI	
DIV. I ONLY		27-19-0		.58696 95		3-7-0		7		44		29		.59832 33		1		1	
DIV. I NON-CONF.		23-5-0		.82143 20		2-0-0		68		185		24		.60252 28		1		1	
TOTALS		RPI 1-25		RPI 26-50		W-L RECORDS		RPI 51-100		RPI 101-150		RPI 150+							
27-19-0		4-15-0		1-1-0		OVERALL		6-1-0		8-2-0		8-0-0							
18-8-0		3-6-0		0-0-0		HOME		4-1-0		4-1-0		7-0-0							
5-8-0		1-8-0		0-0-0		AWAY		1-0-0		2-0-0		1-0-0							
4-3-0		0-1-0		1-1-0		NEUTRAL		1-0-0		2-1-0		0-0-0							
23-5-0		0-1-0		1-1-0		NON-CONFERENCE		6-1-0		8-2-0		8-0-0							
15-2-0		0-0-0		0-0-0		HOME		4-1-0		4-1-0		7-0-0							
4-0-0		0-0-0		0-0-		AWAY		1-0-0		2-0-0		1-0-0							
4-3-0		0-1-0		1-1-0		NEUTRAL		1-0-0		2-1-0		0-0-0							
4-14-0		4-14-0		0-0-0		CONFERENCE		0-0-0		0-0-0		0-0-0							
3-6-0		3-6-0		0-0-0		HOME		0-0-0		0-0-0		0-0-0							
1-8-0		1-8-0		0-0-0		AWAY		0-0-0		0-0-0		0-0-0							
0-0-0		0-0-0		0-0-0		NEUTRAL		0-0-0		0-0-0		0-0-0							
RPI	S	Opponent		Score		RPI	S	Opponent		Score		RPI	S	Opponent		Score			
4	N	Washington		5	7	47	N	Southern Ill.		1	4	65	H	Louisiana Tech		5	4		
7	H	LSU		3	5	50	N	UCF		11	3	65	H	Louisiana Tech		7	4		
7	H	LSU		6	0							85	A	Duke		3	2		
7	H	LSU		9	10							86	H	Georgia Tech		9	0		
8	A	Alabama		12	9							86	H	Georgia Tech		4	6		
8	A	Alabama		2	3							86	H	Georgia Tech		4	2		
8	A	Alabama		2	8							94	N	Jacksonville St.		11	3		
12	A	Tennessee		0	4														
12	A	Tennessee		2	10														
12	A	Tennessee		2	9														
15	H	Ole Miss		0	21														
15	H	Ole Miss		1	3														
15	H	Ole Miss		6	0														
16	A	Kentucky		1	4														
16	A	Kentucky		8	9														
16	A	Kentucky		0	8														
19	H	Auburn		7	6														
19	H	Auburn		4	7														
19	H	Auburn		0	9														
						LAST 10 GAMES													
						86	H	Georgia Tech		4	6	15	H	Ole Miss		1	3		
						86	H	Georgia Tech		9	0	15	H	Ole Miss		0	21		
						107	H	SFA		0	1	15	H	Ole Miss		6	0		
						176	H	Valparaiso		10	0	142	A	UAB		5	4		
						176	H	Valparaiso		8	3	12	A	Tennessee		2	9		

Non-Div. I Games:

Mississippi St.

Average RPI Win:		138	WON-LOST RECORD		WINNING PCT. RANK		LAST 10 GAMES		STRENGTH OF SCHEDULE		OPP. STRENGTH OF SCHEDULE		TEAM RPI		ADJ RPI		CONF. RPI		ADJ CONF. RPI					
Average RPI Loss:		71																						
DIV. I ONLY			33-7-0		.825		11		7-3-0		124		68		30		.59808		34		7		7	
DIV. I NON-CONF.			18-4-0		.81818		22		0		205		103		47		.57203		48		7		7	
TOTALS		RPI 1-25		RPI 26-50		W-L RECORDS		RPI 51-100		RPI 101-150		RPI 150+												
33-7-0		1-1-0		5-2-0		OVERALL		5-2-0		5-1-0		17-1-0												
16-2-0		0-0-0		2-1-0		HOME		4-1-0		3-0-0		7-0-0												
9-2-0		0-0-0		3-1-0		AWAY		0-0-0		2-1-0		4-0-0												
8-3-0		1-1-0		0-0-0		NEUTRAL		1-1-0		0-0-0		6-1-0												
18-4-0		1-1-0		1-0-0		NON-CONFERENCE		2-2-0		3-0-0		11-1-0												
8-1-0		0-0-0		0-0-0		HOME		1-1-0		3-0-0		4-0-0												
2-0-0		0-0-0		1-0-		AWAY		0-0-0		0-0-0		1-0-0												
8-3-0		1-1-0		0-0-0		NEUTRAL		1-1-0		0-0-0		6-1-0												
15-3-0		0-0-0		4-2-0		CONFERENCE		3-0-0		2-1-0		6-0-0												
8-1-0		0-0-0		2-1-0		HOME		3-0-0		0-0-0		3-0-0												
7-2-0		0-0-0		2-1-0		AWAY		0-0-0		2-1-0		3-0-0												
0-0-0		0-0-0		0-0-0		NEUTRAL		0-0-0		0-0-0		0-0-0												
RPI	S	Opponent		Score		RPI	S	Opponent		Score		RPI	S	Opponent		Score		RPI	S	Opponent		Score		
2	N	UCLA		0 3		26	A	Stanford		5 0		51	N	Iowa St.		5 6		120	A	Nevada		9 1		
17	N	Oklahoma St.		2 1		43	H	UNLV		7 5		57	H	Fresno St.		12 4		120	A	Nevada		9 0		
						43	H	UNLV		5 6		57	H	Fresno St.		11 5		120	A	Nevada		3 4		
						43	H	UNLV		4 2		57	H	Fresno St.		8 4		126	H	Syracuse		8 0		
						46	A	San Jose St.		2 1		63	H	Texas St.		3 7		126	H	Syracuse		8 6		
						46	A	San Jose St.		5 2		95	N	Utah		6 1		128	H	Stony Brook		9 1		
						46	A	San Jose St.		2 3		99	H	Nebraska		12 9		157	N	UTSA		4 0		
																		161	A	New Mexico		9 7		
																		161	A	New Mexico		16 3		
																		161	A	New Mexico		9 1		
																		162	H	Utah St.		6 3		
																		162	H	Utah St.		8 4		
																		162	H	Utah St.		11 10		
																		175	N	Cal Poly		1 2		
																		196	H	Idaho St.		16 0		
																		197	H	Dayton		10 0		
																		197	H	Dayton		14 3		
																		220	N	Pacific		10 0		
																		223	N	Portland St.		7 0		
																		227	N	Bethune-Cookman		7 0		
																		229	N	Abilene Christian		3 2		
																		229	N	Abilene Christian		5 1		
																		237	A	Northern Colo.		4 3		
																		260	H	Wagner		8 0		
LAST 10 GAMES																								
						197	H	Dayton		10 0		120	A	Nevada		9 1								
						95	N	Utah		6 1		120	A	Nevada		9 0								
						63	H	Texas St.		3 7		120	A	Nevada		3 4								
						157	N	UTSA		4 0		43	H	UNLV		4 2								
						229	N	Abilene Christian		3 2		43	H	UNLV		7 5								

Non-Div. I Games:

Colorado St.

Average RPI Win:		113	WON-LOST RECORD		WINNING PCT. RANK		LAST 10 GAMES		STRENGTH OF SCHEDULE		OPP. STRENGTH OF SCHEDULE		TEAM RPI		ADJ RPI		CONF. RPI		ADJ CONF. RPI				
DIV. I ONLY			29-15-0		.65909 55		7-3-0		51		27		37		.59369 35		5		5				
DIV. I NON-CONF.			17-8-0		.68 57		0-2-0		38		29		30		.60268 27		5		5				
TOTALS		RPI 1-25		RPI 26-50		W-L RECORDS		RPI 51-100		RPI 101-150		RPI 150+											
29-15-0		3-7-0		4-1-0		OVERALL		4-5-0		12-2-0		6-0-0											
9-2-0		0-0-0		2-1-0		HOME		2-1-0		3-0-0		2-0-0											
7-6-0		1-3-0		0-0-0		AWAY		0-1-0		6-2-0		0-0-0											
13-7-0		2-4-0		2-0-0		NEUTRAL		2-3-0		3-0-0		4-0-0											
17-8-0		2-5-0		2-0-0		NON-CONFERENCE		2-3-0		5-0-0		6-0-0											
2-0-0		0-0-0		0-0-0		HOME		0-0-0		0-0-0		2-0-0											
2-2-0		0-1-0		0-0-		AWAY		0-1-0		2-0-0		0-0-0											
13-6-0		2-4-0		2-0-0		NEUTRAL		2-2-0		3-0-0		4-0-0											
12-7-0		1-2-0		2-1-0		CONFERENCE		2-2-0		7-2-0		0-0-0											
7-2-0		0-0-0		2-1-0		HOME		2-1-0		3-0-0		0-0-0											
5-4-0		1-2-0		0-0-0		AWAY		0-0-0		4-2-0		0-0-0											
0-1-0		0-0-0		0-0-0		NEUTRAL		0-1-0		0-0-0		0-0-0											
RPI	S	Opponent		Score		RPI	S	Opponent		Score		RPI	S	Opponent		Score							
1	N	Oklahoma		2	6	29	H	Louisville		3	5	56	N	Liberty		4	1	116	A	FIU	8	0	
4	N	Washington		3	2	29	H	Louisville		9	1	58	N	Baylor		14	1	118	H	Boston College	11	0	
6	A	Florida St.		0	5	29	H	Louisville		9	1	70	N	California		6	7	118	H	Boston College	7	2	
6	A	Florida St.		7	4	39	N	North Dakota St.		3	2	79	H	NC State		12	3	118	H	Boston College	9	3	
6	A	Florida St.		1	11	41	N	Ohio St.		3	2	79	H	NC State		11	2	122	N	East Carolina	5	0	
10	A	Northwestern		1	3							79	H	NC State		4	9	123	A	Fla. Atlantic	6	1	
11	N	Minnesota		0	10							85	N	Duke		3	7	126	A	Syracuse	6	8	
12	N	Tennessee		0	8							87	A	Purdue		1	10	126	A	Syracuse	1	9	
17	N	Oklahoma St.		6	0							92	N	Iowa		1	2	126	A	Syracuse	8	6	
18	N	South Carolina		4	7													135	N	Illinois St.	5	1	
																		140	A	Virginia	7	0	
																		140	A	Virginia	13	2	
																		140	A	Virginia	14	10	
																		142	N	UAB	6	0	
																		167	N	Fordham	6	3	
																		174	H	Western Mich.	11	4	
																		187	N	Florida A&M	4	1	
																		234	N	Utah Valley	16	0	
																		248	H	IUPUI	8	0	
																		279	N	Morgan St.	4	1	
						LAST 10 GAMES																	
						140	A	Virginia		7	0	126	A	Syracuse		6	8						
						140	A	Virginia		13	2	126	A	Syracuse		8	6						
						140	A	Virginia		14	10	29	H	Louisville		9	1						
						79	H	NC State		12	3	29	H	Louisville		9	1						
						79	H	NC State		4	9	87	A	Purdue		1	10						

Non-Div. I Games:

Notre Dame

Average RPI Win:		144	WON-LOST RECORD		WINNING PCT. RANK	LAST 10 GAMES		STRENGTH OF SCHEDULE		OPP. STRENGTH OF SCHEDULE	TEAM RPI	ADJ RPI	CONF. RPI	ADJ CONF. RPI							
DIV. I ONLY			33-8-0		.80488	13	7-3-0	141		41	35	.59348	36	4	4						
DIV. I NON-CONF.			23-3-0		.88462	10	0	243		47	38	.57997	42	4	4						
TOTALS		RPI 1-25		RPI 26-50		W-L RECORDS		RPI 51-100		RPI 101-150		RPI 150+									
33-8-0		1-6-0		5-2-0		OVERALL		5-0-0		6-0-0		16-0-0									
8-0-0		0-0-0		3-0-0		HOME		3-0-0		2-0-0		0-0-0									
10-6-0		0-4-0		2-2-0		AWAY		2-0-0		3-0-0		3-0-0									
15-2-0		1-2-0		0-0-0		NEUTRAL		0-0-0		1-0-0		13-0-0									
23-3-0		1-3-0		1-0-0		NON-CONFERENCE		2-0-0		3-0-0		16-0-0									
2-0-0		0-0-0		0-0-0		HOME		0-0-0		2-0-0		0-0-0									
6-1-0		0-1-0		1-0-		AWAY		2-0-0		0-0-0		3-0-0									
15-2-0		1-2-0		0-0-0		NEUTRAL		0-0-0		1-0-0		13-0-0									
10-5-0		0-3-0		4-2-0		CONFERENCE		3-0-0		3-0-0		0-0-0									
6-0-0		0-0-0		3-0-0		HOME		3-0-0		0-0-0		0-0-0									
4-5-0		0-3-0		1-2-0		AWAY		0-0-0		3-0-0		0-0-0									
0-0-0		0-0-0		0-0-0		NEUTRAL		0-0-0		0-0-0		0-0-0									
RPI	S	Opponent		Score		RPI	S	Opponent		Score		RPI	S	Opponent		Score					
5	N	Texas		1	5	32	A	Arizona St.		5	1	79	A	NC State		6	3				
5	N	Texas		3	1	44	H	Indiana		4	3	79	A	NC State		3	1				
10	A	Northwestern		4	5	44	H	Indiana		5	0	92	H	Iowa		4	2				
10	A	Northwestern		1	4	44	H	Indiana		8	0	92	H	Iowa		8	0				
10	A	Northwestern		5	8	45	A	Illinois		0	2	92	H	Iowa		9	1				
21	N	Texas Tech		3	8	45	A	Illinois		15	6										
25	A	South Fla.		1	7	45	A	Illinois		5	6										
						LAST 10 GAMES															
						10 A Northwestern						4	5	44 H Indiana						4	3
						10 A Northwestern						5	8	44 H Indiana						5	0
						79 A NC State						3	1	10 A Northwestern						1	4
						106 H UNI						11	2	92 H Iowa						4	2
						44 H Indiana						8	0	92 H Iowa						9	1

Non-Div. I Games:

Wisconsin

Average RPI Win: 100		WON-LOST	WINNING	LAST 10	STRENGTH OF		OPP. STRENGTH	TEAM	ADJ		CONF.	ADJ CONF.
Average RPI Loss: 26		RECORD	PCT. RANK	GAMES	SCHEDULE		OF SCHEDULE	RPI	RPI		RPI	RPI
DIV. I ONLY		19-22-0	.46341	168	6-4-0		3	11	38		.59214	37
DIV. I NON-CONF.		15-11-0	.57692	101	3-1-0		45	8	48		.57814	43
TOTALS		RPI 1-25	RPI 26-50		W-L RECORDS		RPI 51-100		RPI 101-150		RPI 150+	
19-22-0		2-16-0	4-4-0		OVERALL		5-1-0		3-0-0		5-1-0	
2-7-0		0-6-0	0-0-0		HOME		2-1-0		0-0-0		0-0-0	
4-9-0		1-5-0	2-4-0		AWAY		0-0-0		0-0-0		1-0-0	
13-6-0		1-5-0	2-0-0		NEUTRAL		3-0-0		3-0-0		4-1-0	
15-11-0		1-8-0	3-2-0		NON-CONFERENCE		3-0-0		3-0-0		5-1-0	
0-3-0		0-3-0	0-0-0		HOME		0-0-0		0-0-0		0-0-0	
2-2-0		0-0-0	1-0-		AWAY		0-0-0		0-0-0		1-0-0	
13-6-0		1-5-0	2-0-0		NEUTRAL		3-0-0		3-0-0		4-1-0	
4-11-0		1-8-0	1-2-0		CONFERENCE		2-1-0		0-0-0		0-0-0	
2-4-0		0-3-0	0-0-0		HOME		2-1-0		0-0-0		0-0-0	
2-7-0		1-5-0	1-2-0		AWAY		0-0-0		0-0-0		0-0-0	
0-0-0		0-0-0	0-0-0		NEUTRAL		0-0-0		0-0-0		0-0-0	
RPI S	Opponent	Score	RPI S	Opponent	Score	RPI S	Opponent	Score	RPI S	Opponent	Score	
2 A	UCLA	1 8	26 A	Stanford	6 8	62 N	Seattle U	8 6	123 N	Fla. Atlantic	2 0	
2 A	UCLA	3 8	26 A	Stanford	6 7	70 H	California	3 5	129 N	CSUN	12 5	
2 A	UCLA	4 3	26 A	Stanford	7 2	70 H	California	1 0	130 N	Kansas	14 5	
3 A	Arizona	0 8	30 A	Missouri	0 8	70 H	California	4 0	195 N	Pittsburgh	9 1	
3 A	Arizona	3 8	30 A	Missouri	4 1	76 N	Bradley	13 3	195 N	Pittsburgh	4 3	
3 A	Arizona	0 8	30 N	Missouri	6 1	90 N	New Mexico St.	3 1	201 N	UC Santa Barbara	6 1	
4 H	Washington	3 6	48 A	Cal St. Fullerton	2 3				202 N	Army West Point	11 0	
4 H	Washington	0 8	49 N	Texas A&M	7 5				220 A	Pacific	5 0	
4 H	Washington	2 14							227 N	Bethune-Cookman	3 5	
7 N	LSU	8 5										
9 N	Florida	1 2										
14 N	James Madison	1 9										
16 N	Kentucky	3 12										
17 H	Oklahoma St.	0 3										
17 H	Oklahoma St.	6 9										
17 H	Oklahoma St.	6 7										
19 N	Auburn	0 8										
21 N	Texas Tech	0 5										
LAST 10 GAMES												
17 H	Oklahoma St.	6 9	2 A	UCLA	3 8							
70 H	California	3 5	2 A	UCLA	4 3							
70 H	California	4 0	195 N	Pittsburgh	4 3							
70 H	California	1 0	30 A	Missouri	0 8							
2 A	UCLA	1 8	195 N	Pittsburgh	9 1							

Non-Div. I Games:

Oregon

Boisest.

B
o
i
s
e
s
t
.

Boise St.

Average RPI Win: 154		WON-LOST	WINNING	LAST 10	STRENGTH OF		OPP. STRENGTH	TEAM	ADJ	CONF.	ADJ CONF.
Average RPI Loss: 46		RECORD	PCT. RANK	GAMES	SCHEDULE		OF SCHEDULE	RPI	RPI	RPI	RPI
DIV. I ONLY		33-12-0	.73333	31	92		88	41	.58603	39	21
DIV. I NON-CONF.		22-11-0	.66667	61	70		62	46	.576	44	20
TOTALS		RPI 1-25	RPI 26-50		W-L RECORDS		RPI 51-100		RPI 101-150		RPI 150+
33-12-0		0-5-0	0-3-0		OVERALL		8-2-0		11-2-0		14-0-0
2-1-0		0-0-0	0-0-0		HOME		0-0-0		2-1-0		0-0-0
12-5-0		0-2-0	0-1-0		AWAY		3-1-0		6-1-0		3-0-0
19-6-0		0-3-0	0-2-0		NEUTRAL		5-1-0		3-0-0		11-0-0
22-11-0		0-5-0	0-3-0		NON-CONFERENCE		8-2-0		3-1-0		11-0-0
0-0-0		0-0-0	0-0-0		HOME		0-0-0		0-0-0		0-0-0
3-5-0		0-2-0	0-0-		AWAY		3-1-0		0-1-0		0-0-0
19-6-0		0-3-0	0-2-0		NEUTRAL		5-1-0		3-0-0		11-0-0
11-1-0		0-0-0	0-0-0		CONFERENCE		0-0-0		8-1-0		3-0-0
2-1-0		0-0-0	0-0-0		HOME		0-0-0		2-1-0		0-0-0
9-0-0		0-0-0	0-0-0		AWAY		0-0-0		6-0-0		3-0-0
0-0-0		0-0-0	0-0-0		NEUTRAL		0-0-0		0-0-0		0-0-0
RPI S	Opponent	Score	RPI S	Opponent	Score	RPI S	Opponent	Score	RPI S	Opponent	Score
4 N	Washington	3 5	26 A	Stanford	2 3	53 N	Troy	3 2	103 H	South Dakota St.	5 0
10 N	Northwestern	0 7	35 N	Notre Dame	2 3	61 N	FGCU	3 2	103 H	South Dakota St.	2 6
19 A	Auburn	1 4	47 N	Southern Ill.	9 10	62 A	Seattle U	8 1	103 H	South Dakota St.	1 0
19 A	Auburn	2 10				62 A	Seattle U	9 7	116 A	FIU	1 2
23 N	Arkansas	6 7				63 A	Texas St.	1 9	128 N	Stony Brook	7 0
						63 A	Texas St.	4 3	135 N	Illinois St.	4 0
						77 N	Wichita St.	6 4	136 A	South Dakota	10 0
						87 N	Purdue	1 4	136 A	South Dakota	2 0
						87 N	Purdue	3 0	136 A	South Dakota	7 0
						98 N	Chattanooga	5 1	138 N	Towson	1 0
									147 A	Western Ill.	5 4
									147 A	Western Ill.	12 0
									147 A	Western Ill.	10 7
									153 N	Villanova	6 1
									157 N	UTSA	6 2
									175 N	Cal Poly	8 0
									211 N	Montana	5 2
									222 N	Eastern Ill.	7 5
									222 N	Eastern Ill.	9 6
									223 N	Portland St.	2 1
									224 N	Butler	3 2
									229 N	Abilene Christian	6 5
									237 N	Northern Colo.	4 0
									253 A	Purdue Fort Wayne	7 0
									253 A	Purdue Fort Wayne	11 1
									253 A	Purdue Fort Wayne	5 0
									254 N	Santa Clara	9 1
			LAST 10 GAMES								
			62 A	Seattle U	8 1	136 A	South Dakota	10 0			
			62 A	Seattle U	9 7	103 H	South Dakota St.	2 6			
			147 A	Western Ill.	12 0	147 A	Western Ill.	5 4			
			229 N	Abilene Christian	6 5	253 A	Purdue Fort Wayne	5 0			
			63 A	Texas St.	1 9	136 A	South Dakota	7 0			

Non-Div. I Games:

North Dakota St.

Average RPI Win:		120	WON-LOST RECORD		WINNING PCT. RANK		LAST 10 GAMES		STRENGTH OF SCHEDULE		OPP. STRENGTH OF SCHEDULE		TEAM RPI		ADJ RPI		CONF. RPI		ADJ CONF. RPI					
DIV. I ONLY			31-15-0		.67391		50		7-3-0		82		47		44		.58582		40		6		6	
DIV. I NON-CONF.			23-9-0		.71875		48		1-1-0		97		43		39		.58798		37		6		6	
TOTALS		RPI 1-25		RPI 26-50		W-L RECORDS		RPI 51-100		RPI 101-150		RPI 150+												
31-15-0		2-8-0		2-1-0		OVERALL		10-3-0		6-3-0		11-0-0												
20-9-0		1-5-0		1-1-0		HOME		5-2-0		4-1-0		9-0-0												
9-6-0		1-3-0		1-0-0		AWAY		5-1-0		2-2-0		0-0-0												
2-0-0		0-0-0		0-0-0		NEUTRAL		0-0-0		0-0-0		2-0-0												
23-9-0		1-3-0		2-1-0		NON-CONFERENCE		8-2-0		4-3-0		8-0-0												
17-6-0		1-2-0		1-1-0		HOME		5-2-0		4-1-0		6-0-0												
4-3-0		0-1-0		1-0-		AWAY		3-0-0		0-2-0		0-0-0												
2-0-0		0-0-0		0-0-0		NEUTRAL		0-0-0		0-0-0		2-0-0												
8-6-0		1-5-0		0-0-0		CONFERENCE		2-1-0		2-0-0		3-0-0												
3-3-0		0-3-0		0-0-0		HOME		0-0-0		0-0-0		3-0-0												
5-3-0		1-2-0		0-0-0		AWAY		2-1-0		2-0-0		0-0-0												
0-0-0		0-0-0		0-0-0		NEUTRAL		0-0-0		0-0-0		0-0-0												
RPI	S	Opponent		Score		RPI	S	Opponent		Score		RPI	S	Opponent		Score								
5	A	Texas		0	5	45	H	Illinois		2	4	58	A	Baylor		2	0	105	H	Maryland		2	4	
16	H	Kentucky		1	13	48	A	Cal St. Fullerton		1	0	58	A	Baylor		6	1	105	H	Maryland		12	4	
16	H	Kentucky		4	3	49	H	Texas A&M		9	3	63	H	Texas St.		10	0	111	H	Northern Ill.		8	0	
17	H	Oklahoma St.		1	5							63	H	Texas St.		8	3	111	H	Northern Ill.		8	0	
22	A	Tulsa		6	10							75	H	DePaul		0	2	120	H	Nevada		4	0	
22	A	Tulsa		1	3							75	H	DePaul		8	0	124	A	Memphis		8	4	
22	A	Tulsa		4	3							77	A	Wichita St.		5	13	124	A	Memphis		6	3	
25	H	South Fla.		0	3							77	A	Wichita St.		8	0	134	A	UC Riverside		3	4	
25	H	South Fla.		2	4							77	A	Wichita St.		5	4	134	A	UC Riverside		0	1	
25	H	South Fla.		0	3							82	H	Sam Houston St.		2	1	159	H	UConn		9	0	
												88	H	Nicholls St.		0	2	159	H	UConn		3	1	
												93	A	McNeese		7	2	159	H	UConn		2	1	
												93	H	McNeese		3	2	163	H	Lamar University		6	0	
																		164	H	Kennesaw St.		2	1	
																		164	H	Kennesaw St.		8	0	
																		193	N	San Diego		6	5	
																		221	H	Texas Southern		9	0	
																		225	H	La.-Monroe		4	0	
																		267	N	Omaha		6	0	
																		273	H	Incarnate Word		16	0	
LAST 10 GAMES																								
						22	A	Tulsa		1	3	58	A	Baylor		6	1							
						22	A	Tulsa		6	10	124	A	Memphis		8	4							
						221	H	Texas Southern		9	0	124	A	Memphis		6	3							
						63	H	Texas St.		10	0	159	H	UConn		2	1							
						225	H	La.-Monroe		4	0	159	H	UConn		3	1							

Non-Div. I Games:

Houston

[illegible]

Non-Div. I Games:

Ohio St.

Average RPI Win:	137	WON-LOST RECORD	WINNING PCT. RANK	LAST 10 GAMES	STRENGTH OF SCHEDULE	OPP. STRENGTH OF SCHEDULE	TEAM RPI	ADJ RPI	CONF. RPI	ADJ CONF. RPI		
DIV. I ONLY		21-18-0	.53846	121	4-6-0	12	33	43	.58266	42	2	2
DIV. I NON-CONF.		18-5-0	.78261	29	2-0-0	116	86	34	.58864	35	2	2
<hr/>												
TOTALS	RPI 1-25	RPI 26-50		W-L RECORDS		RPI 51-100		RPI 101-150		RPI 150+		
21-18-0	0-12-0	2-3-0		OVERALL		6-2-0		3-0-0		10-1-0		
0-7-0	0-6-0	0-1-0		HOME		0-0-0		0-0-0		0-0-0		
9-8-0	0-4-0	1-2-0		AWAY		4-2-0		0-0-0		4-0-0		
12-3-0	0-2-0	1-0-0		NEUTRAL		2-0-0		3-0-0		6-1-0		
18-5-0	0-3-0	1-0-0		NON-CONFERENCE		4-1-0		3-0-0		10-1-0		
0-0-0	0-0-0	0-0-0		HOME		0-0-0		0-0-0		0-0-0		
6-2-0	0-1-0	0-0-		AWAY		2-1-0		0-0-0		4-0-0		
12-3-0	0-2-0	1-0-0		NEUTRAL		2-0-0		3-0-0		6-1-0		
3-13-0	0-9-0	1-3-0		CONFERENCE		2-1-0		0-0-0		0-0-0		
0-7-0	0-6-0	0-1-0		HOME		0-0-0		0-0-0		0-0-0		
3-6-0	0-3-0	1-2-0		AWAY		2-1-0		0-0-0		0-0-0		
0-0-0	0-0-0	0-0-0		NEUTRAL		0-0-0		0-0-0		0-0-0		
RPI	S	Opponent	Score	RPI	S	Opponent	Score	RPI	S	Opponent	Score	
1	A	Oklahoma	0 3	26	H	Stanford	2 3	57	N	Fresno St.	5 0	
2	H	UCLA	0 7	30	N	Missouri	4 3	62	N	Seattle U	6 4	
2	H	UCLA	1 8	32	A	Arizona St.	2 18	68	A	Loyola Marymount	6 2	
2	H	UCLA	2 10	32	A	Arizona St.	5 1	70	A	California	6 4	
3	H	Arizona	4 11	32	A	Arizona St.	4 12	70	A	California	1 4	
3	H	Arizona	1 9					70	A	California	7 1	
3	H	Arizona	0 4					81	A	Long Beach St.	4 2	
4	A	Washington	0 5					81	A	Long Beach St.	4 6	
4	A	Washington	0 8									
4	A	Washington	2 5									
15	N	Ole Miss	0 2									
20	N	Louisiana	0 8									
<hr/>												
LAST 10 GAMES												
				32	A	Arizona St.	2 18	2	H	UCLA	1 8	
				220	A	Pacific	12 3	70	A	California	1 4	
				223	A	Portland St.	8 0	70	A	California	6 4	
				2	H	UCLA	0 7	70	A	California	7 1	
				2	H	UCLA	2 10	26	H	Stanford	2 3	

Non-Div. I Games:

Oregon St.

UNLV

Tie, Loss, Non-Conf,S Site, H Home, A Away, N Neutral Page 44

Average RPI Win:	130	WON-LOST RECORD	WINNING PCT. RANK	LAST 10 GAMES	STRENGTH OF SCHEDULE	OPP. STRENGTH OF SCHEDULE	TEAM RPI	ADJ RPI	CONF. RPI	ADJ CONF. RPI		
DIV. I ONLY		31-18-0	.63265	71	3-7-0	53	67	46	.57943	44	4	4
DIV. I NON-CONF.		25-6-0	.80645	24	0	99	97	29	.60239	29	4	4
<hr/>												
TOTALS	RPI 1-25	RPI 26-50		W-L RECORDS		RPI 51-100		RPI 101-150		RPI 150+		
31-18-0	2-4-0	1-7-0		OVERALL		7-2-0		10-4-0		11-1-0		
9-4-0	0-1-0	0-0-0		HOME		1-1-0		3-2-0		5-0-0		
6-11-0	1-3-0	0-7-0		AWAY		3-1-0		1-0-0		1-0-0		
16-3-0	1-0-0	1-0-0		NEUTRAL		3-0-0		6-2-0		5-1-0		
25-6-0	2-0-0	1-1-0		NON-CONFERENCE		6-1-0		8-3-0		8-1-0		
3-1-0	0-0-0	0-0-0		HOME		0-0-0		1-1-0		2-0-0		
6-2-0	1-0-0	0-0-		AWAY		3-1-0		1-0-0		1-0-0		
16-3-0	1-0-0	1-0-0		NEUTRAL		3-0-0		6-2-0		5-1-0		
6-12-0	0-4-0	0-6-0		CONFERENCE		1-1-0		2-1-0		3-0-0		
6-3-0	0-1-0	0-0-0		HOME		1-1-0		2-1-0		3-0-0		
0-9-0	0-3-0	0-6-0		AWAY		0-0-0		0-0-0		0-0-0		
0-0-0	0-0-0	0-0-0		NEUTRAL		0-0-0		0-0-0		0-0-0		
RPI S	Opponent	Score	RPI S	Opponent	Score	RPI S	Opponent	Score	RPI S	Opponent	Score	
7 A	LSU	7 3	29 A	Louisville	2 5	61 A	FGCU	1 3	105 H	Maryland	10 1	
10 H	Northwestern	0 5	31 N	Georgia	6 4	61 A	FGCU	2 0	105 H	Maryland	8 0	
13 A	Michigan	6 7	36 A	Wisconsin	3 4	66 N	USC Upstate	6 4	105 H	Maryland	3 4	
13 A	Michigan	1 4	36 A	Wisconsin	0 5	66 N	USC Upstate	2 0	107 N	SFA	0 1	
13 A	Michigan	2 3	36 A	Wisconsin	0 8	85 A	Duke	3 0	108 H	Ohio	6 4	
25 N	South Fla.	3 2	41 A	Ohio St.	3 5	85 A	Duke	3 1	108 H	Ohio	1 4	
			41 A	Ohio St.	6 7	87 H	Purdue	2 1	123 A	Fla. Atlantic	4 1	
			41 A	Ohio St.	0 2	87 H	Purdue	4 5	126 N	Syracuse	6 5	
						91 N	St. John's (NY)	11 0	126 N	Syracuse	5 1	
									135 N	Illinois St.	2 0	
									135 N	Illinois St.	0 3	
									137 N	Loyola Chicago	3 1	
									137 N	Loyola Chicago	1 0	
									140 N	Virginia	9 1	
									155 N	Saint Joseph's	2 1	
									168 H	Michigan St.	13 8	
									168 H	Michigan St.	15 2	
									168 H	Michigan St.	6 3	
									170 H	Toledo	9 6	
									173 A	Mercer	8 7	
									179 N	Furman	1 5	
									180 N	Seton Hall	6 2	
									218 H	Saint Francis (PA)	13 6	
									227 N	Bethune-Cookman	2 1	
									272 N	Akron	8 1	
									282 N	N.C. A&T	7 1	
LAST 10 GAMES			61 A	FGCU	2 0	105 H	Maryland	10 1	218 H	Saint Francis (PA)	13 6	
			87 H	Purdue	4 5	105 H	Maryland	3 4	227 N	Bethune-Cookman	2 1	
			36 A	Wisconsin	0 8	105 H	Maryland	8 0	272 N	Akron	8 1	
			36 A	Wisconsin	3 4	87 H	Purdue	2 1	282 N	N.C. A&T	7 1	
			36 A	Wisconsin	0 5	13 A	Michigan	6 7				

Non-Div. I Games:

Indiana

Average RPI Win: 107		WON-LOST RECORD		WINNING PCT. RANK		LAST 10 GAMES		STRENGTH OF SCHEDULE		OPP. STRENGTH OF SCHEDULE		TEAM RPI		ADJ RPI		CONF. RPI		ADJ CONF. RPI					
DIV. I ONLY		27-17-0		.61364 79		3-7-0		68		20		48		.57802 45		4		4					
DIV. I NON-CONF.		21-8-0		.72414 44		1-2-0		126		23		42		.58409 38		4		4					
TOTALS		RPI 1-25		RPI 26-50		W-L RECORDS		RPI 51-100		RPI 101-150		RPI 150+											
27-17-0		4-7-0		3-3-0		OVERALL		8-5-0		5-1-0		7-1-0											
8-7-0		1-5-0		2-1-0		HOME		0-0-0		1-0-0		4-1-0											
9-3-0		1-0-0		1-0-0		AWAY		6-3-0		1-0-0		0-0-0											
10-7-0		2-2-0		0-2-0		NEUTRAL		2-2-0		3-1-0		3-0-0											
21-8-0		3-2-0		1-2-0		NON-CONFERENCE		5-2-0		5-1-0		7-1-0											
5-1-0		0-0-0		0-0-0		HOME		0-0-0		1-0-0		4-1-0											
6-0-0		1-0-0		1-0-		AWAY		3-0-0		1-0-0		0-0-0											
10-7-0		2-2-0		0-2-0		NEUTRAL		2-2-0		3-1-0		3-0-0											
6-9-0		1-5-0		2-1-0		CONFERENCE		3-3-0		0-0-0		0-0-0											
3-6-0		1-5-0		2-1-0		HOME		0-0-0		0-0-0		0-0-0											
3-3-0		0-0-0		0-0-0		AWAY		3-3-0		0-0-0		0-0-0											
0-0-0		0-0-0		0-0-0		NEUTRAL		0-0-0		0-0-0		0-0-0											
RPI	S	Opponent		Score		RPI	S	Opponent		Score		RPI	S	Opponent		Score							
1	N	Oklahoma		1	11	30	N	Missouri		0	2	62	N	Seattle U		2	5	106	N	UNI	10	9	
11	H	Minnesota		0	5	30	N	Missouri		2	3	68	A	Loyola Marymount		5	2	107	N	SFA	2	7	
11	H	Minnesota		4	3	36	H	Wisconsin		6	5	82	N	Sam Houston St.		6	10	118	N	Boston College	12	3	
11	H	Minnesota		3	10	36	H	Wisconsin		6	15	86	A	Georgia Tech		15	10	118	N	Boston College	7	3	
13	H	Michigan		5	16	36	H	Wisconsin		2	0	86	A	Georgia Tech		7	3	135	H	Illinois St.	2	1	
13	H	Michigan		1	2	40	A	Houston		4	2	88	N	Nicholls St.		5	3	149	A	South Alabama	11	2	
13	H	Michigan		8	9							88	N	Nicholls St.		8	2	151	H	SIUE	13	4	
16	N	Kentucky		6	5							92	A	Iowa		12	11	175	N	Cal Poly	9	1	
17	N	Oklahoma St.		7	4							92	A	Iowa		12	1	175	N	Cal Poly	4	1	
17	N	Oklahoma St.		6	10							92	A	Iowa		3	4	201	N	UC Santa Barbara	11	2	
22	A	Tulsa		6	4							99	A	Nebraska		4	5	207	H	Indiana St.	7	4	
												99	A	Nebraska		2	3	207	H	Indiana St.	2	9	
												99	A	Nebraska		11	8	222	H	Eastern Ill.	8	7	
																		248	H	IUPUI	9	4	
LAST 10 GAMES																							
						92	A	Iowa		3	4	207	H	Indiana St.		2	9						
						92	A	Iowa		12	11	118	N	Boston College		12	3						
						11	H	Minnesota		3	10	30	N	Missouri		2	3						
						11	H	Minnesota		4	3	13	H	Michigan		5	16						
						207	H	Indiana St.		7	4	13	H	Michigan		8	9						

Average RPI Win:	142	WON-LOST RECORD	WINNING PCT. RANK	LAST 10 GAMES	STRENGTH OF SCHEDULE	OPP. STRENGTH OF SCHEDULE	TEAM RPI	ADJ RPI	CONF. RPI	ADJ CONF. RPI		
DIV. I ONLY		29-15-0	.65909	55	5-5-0	38	141	42	.57717	46	7	7
DIV. I NON-CONF.		20-9-0	.68966	55	0	141	211	68	.54668	71	7	7
<hr/>												
TOTALS	RPI 1-25	RPI 26-50		W-L RECORDS		RPI 51-100		RPI 101-150		RPI 150+		
29-15-0	0-0-0	6-4-0		OVERALL		4-7-0		7-4-0		12-0-0		
18-4-0	0-0-0	4-2-0		HOME		0-1-0		4-1-0		10-0-0		
7-4-0	0-0-0	2-1-0		AWAY		3-1-0		2-2-0		0-0-0		
4-7-0	0-0-0	0-1-0		NEUTRAL		1-5-0		1-1-0		2-0-0		
20-9-0	0-0-0	0-1-0		NON-CONFERENCE		2-6-0		6-2-0		12-0-0		
14-2-0	0-0-0	0-0-0		HOME		0-1-0		4-1-0		10-0-0		
2-0-0	0-0-0	0-0-		AWAY		1-0-0		1-0-0		0-0-0		
4-7-0	0-0-0	0-1-0		NEUTRAL		1-5-0		1-1-0		2-0-0		
9-6-0	0-0-0	6-3-0		CONFERENCE		2-1-0		1-2-0		0-0-0		
4-2-0	0-0-0	4-2-0		HOME		0-0-0		0-0-0		0-0-0		
5-4-0	0-0-0	2-1-0		AWAY		2-1-0		1-2-0		0-0-0		
0-0-0	0-0-0	0-0-0		NEUTRAL		0-0-0		0-0-0		0-0-0		
RPI	S	Opponent	Score	RPI	S	Opponent	Score	RPI	S	Opponent	Score	
34	H	Colorado St.	2 5	57	A	Fresno St.	4 2	101	A	San Diego St.	0 3	
34	H	Colorado St.	3 2	57	A	Fresno St.	3 2	101	A	San Diego St.	2 3	
34	H	Colorado St.	1 2	57	A	Fresno St.	3 4	101	A	San Diego St.	6 2	
38	H	Boise St.	5 3	63	N	Texas St.	3 12	109	H	UMass Lowell	5 0	
38	H	Boise St.	6 5	69	H	UC Davis	5 6	109	H	UMass Lowell	9 1	
38	H	Boise St.	5 4	76	N	Bradley	6 14	111	N	Northern Ill.	3 2	
43	A	UNLV	6 5	80	N	BYU	2 1	117	H	Ball St.	5 0	
43	A	UNLV	0 3	81	N	Long Beach St.	0 5	127	H	Weber St.	8 0	
43	A	UNLV	5 3	88	N	Nicholls St.	2 4	129	H	CSUN	1 12	
47	N	Southern Ill.	1 6	88	N	Nicholls St.	2 3	141	N	UIC	3 12	
				90	A	New Mexico St.	3 1	148	A	Southeastern La.	6 2	
								154	H	Bucknell	4 2	
								211	H	Montana	4 2	
								211	N	Montana	6 5	
								220	H	Pacific	5 4	
								236	H	CSU Bakersfield	6 0	
								237	H	Northern Colo.	3 1	
								245	H	Iona	2 1	
								245	H	Iona	8 1	
								245	H	Iona	4 2	
								251	H	Manhattan	9 2	
								251	H	Manhattan	8 6	
								270	N	Mississippi Val.	4 0	
LAST 10 GAMES												
141	N	UIC	3 12	101	A	San Diego St.	0 3					
251	H	Manhattan	8 6	101	A	San Diego St.	6 2					
43	A	UNLV	6 5	101	A	San Diego St.	2 3					
43	A	UNLV	5 3	34	H	Colorado St.	3 2					
43	A	UNLV	0 3	34	H	Colorado St.	1 2					

Non-Div. I Games:

San Jose St.

Average RPI Win:		153	WON-LOST RECORD		WINNING PCT. RANK		LAST 10 GAMES		STRENGTH OF SCHEDULE		OPP. STRENGTH OF SCHEDULE		TEAM RPI		ADJ RPI		CONF. RPI		ADJ CONF. RPI	
DIV. I ONLY			28-11-0		.71795 33		8-2-0		104		122		47		.57497 47		11		10	
DIV. I NON-CONF.			16-6-0		.72727 41		1-0-0		87		140		40		.58101 40		10		9	
TOTALS		RPI 1-25		RPI 26-50		W-L RECORDS		RPI 51-100		RPI 101-150		RPI 150+								
28-11-0		1-3-0		3-0-0		OVERALL		3-4-0		5-3-0		16-1-0								
14-6-0		1-2-0		0-0-0		HOME		1-2-0		3-1-0		9-1-0								
6-3-0		0-0-0		0-0-0		AWAY		1-1-0		1-2-0		4-0-0								
8-2-0		0-1-0		3-0-0		NEUTRAL		1-1-0		1-0-0		3-0-0								
16-6-0		0-1-0		3-0-0		NON-CONFERENCE		2-2-0		4-2-0		7-1-0								
6-3-0		0-0-0		0-0-0		HOME		0-1-0		3-1-0		3-1-0								
2-1-0		0-0-0		0-0-		AWAY		1-0-0		0-1-0		1-0-0								
8-2-0		0-1-0		3-0-0		NEUTRAL		1-1-0		1-0-0		3-0-0								
12-5-0		1-2-0		0-0-0		CONFERENCE		1-2-0		1-1-0		9-0-0								
8-3-0		1-2-0		0-0-0		HOME		1-1-0		0-0-0		6-0-0								
4-2-0		0-0-0		0-0-0		AWAY		0-1-0		1-1-0		3-0-0								
0-0-0		0-0-0		0-0-0		NEUTRAL		0-0-0		0-0-0		0-0-0								
RPI	S	Opponent		Score		RPI	S	Opponent		Score		RPI	S	Opponent		Score				
16	N	Kentucky		5	6	33	N	Mississippi St.		4	1	59	A	Southeast Mo. St.		9	3			
24	H	Drake		1	0	39	N	North Dakota St.		10	9	74	A	Missouri St.		1	2			
24	H	Drake		4	6	46	N	San Jose St.		6	1	74	H	Missouri St.		3	5			
24	H	Drake		0	6							74	H	Missouri St.		11	2			
												84	H	Miami (OH)		5	7			
												88	N	Nicholls St.		7	6			
												88	N	Nicholls St.		0	9			
														133 N Sacramento St.		6	1			
														137 A Loyola Chicago		8	3			
														137 A Loyola Chicago		4	5			
														148 A Southeastern La.		3	4			
														176 H Valparaiso		5	4			
														176 H Valparaiso		5	3			
														176 H Valparaiso		20	1			
														182 H UT Martin		11	2			
														186 H Creighton		1	0			
														186 H Creighton		1	2			
														207 A Indiana St.		10	4			
														207 A Indiana St.		5	1			
														207 A Indiana St.		5	0			
														214 H Evansville		2	0			
														214 H Evansville		2	1			
														214 H Evansville		6	3			
														215 A Saint Louis		6	0			
														215 N Saint Louis		10	0			
														224 H Butler		16	0			
														237 N Northern Colo.		6	0			
														270 N Mississippi Val.		15	3			
LAST 10 GAMES																				
137 A Loyola Chicago						4	5	207 A Indiana St.						10	4	224 H Butler				
214 H Evansville						6	3	214 H Evansville						2	0	237 N Northern Colo.				
110 H Murray St.						4	0	176 H Valparaiso						5	4	270 N Mississippi Val.				
110 H Murray St.						3	5	74 H Missouri St.						11	2					
108 H Ohio						2	1	24 H Drake						4	6					

Non-Div. I Games:

Southern Ill.

Average RPI Win:		151	WON-LOST RECORD		WINNING PCT. RANK	LAST 10 GAMES		STRENGTH OF SCHEDULE		OPP. STRENGTH OF SCHEDULE	TEAM RPI	ADJ RPI	CONF. RPI	ADJ CONF. RPI									
DIV. I ONLY			30-15-0		.66667	54	8-2-0	88	72	50	.57273	48	13	12									
DIV. I NON-CONF.			20-13-0		.60606	88	0	47	61	51	.5698	49	12	11									
TOTALS		RPI 1-25		RPI 26-50		W-L RECORDS		RPI 51-100		RPI 101-150		RPI 150+											
30-15-0		1-6-0		1-2-0		OVERALL		4-4-0		9-2-0		15-1-0											
17-5-0		0-1-0		1-2-0		HOME		1-0-0		7-1-0		8-1-0											
7-5-0		0-2-0		0-0-0		AWAY		3-3-0		0-0-0		4-0-0											
6-5-0		1-3-0		0-0-0		NEUTRAL		0-1-0		2-1-0		3-0-0											
20-13-0		1-6-0		1-2-0		NON-CONFERENCE		2-3-0		4-1-0		12-1-0											
12-4-0		0-1-0		1-2-0		HOME		1-0-0		2-0-0		8-1-0											
2-4-0		0-2-0		0-0-		AWAY		1-2-0		0-0-0		1-0-0											
6-5-0		1-3-0		0-0-0		NEUTRAL		0-1-0		2-1-0		3-0-0											
10-2-0		0-0-0		0-0-0		CONFERENCE		2-1-0		5-1-0		3-0-0											
5-1-0		0-0-0		0-0-0		HOME		0-0-0		5-1-0		0-0-0											
5-1-0		0-0-0		0-0-0		AWAY		2-1-0		0-0-0		3-0-0											
0-0-0		0-0-0		0-0-0		NEUTRAL		0-0-0		0-0-0		0-0-0											
RPI	S	Opponent		Score		RPI	S	Opponent		Score		RPI	S	Opponent		Score							
1	N	Oklahoma		1	9	29	H	Louisville		0	9	68	A	Loyola Marymount		12	5						
2	A	UCLA		1	5	37	H	Oregon		3	2	68	A	Loyola Marymount		0	3						
3	A	Arizona		0	6	40	H	Houston		0	1	68	A	Loyola Marymount		3	4						
4	H	Washington		0	2							70	N	California		1	2						
4	N	Washington		0	1							75	H	DePaul		5	1						
8	N	Alabama		2	7							81	A	Long Beach St.		0	1						
25	N	South Fla.		5	4							81	A	Long Beach St.		5	2						
												81	A	Long Beach St.		9	6						
						LAST 10 GAMES																	
						121 H Hawaii						8	0	121 H Hawaii						9	8		
						81 A Long Beach St.						0	1	121 H Hawaii						4	2		
						201 A UC Santa Barbara						6	2	81 A Long Beach St.						9	6		
						129 H CSUN						9	1	81 A Long Beach St.						5	2		
						68 A Loyola Marymount						0	3	129 H CSUN						7	3		

Average RPI Win:		133	WON-LOST RECORD		WINNING PCT. RANK		LAST 10 GAMES		STRENGTH OF SCHEDULE		OPP. STRENGTH OF SCHEDULE		TEAM RPI		ADJ RPI		CONF. RPI		ADJ CONF. RPI	
DIV. I ONLY			25-21-0		.54348 117		2-8-0		28		25		45		.57126 49		1		1	
DIV. I NON-CONF.			22-6-0		.78571 26		1-0-0		167		85		41		.57569 45		1		1	
TOTALS		RPI 1-25		RPI 26-50		W-L RECORDS		RPI 51-100		RPI 101-150		RPI 150+								
25-21-0		2-10-0		1-8-0		OVERALL		9-3-0		1-0-0		12-0-0								
23-10-0		2-7-0		0-0-0		HOME		9-3-0		1-0-0		11-0-0								
1-9-0		0-3-0		1-6-0		AWAY		0-0-0		0-0-0		0-0-0								
1-2-0		0-0-0		0-2-0		NEUTRAL		0-0-0		0-0-0		1-0-0								
22-6-0		0-0-0		0-3-0		NON-CONFERENCE		9-3-0		1-0-0		12-0-0								
21-3-0		0-0-0		0-0-0		HOME		9-3-0		1-0-0		11-0-0								
0-1-0		0-0-0		0-0-		AWAY		0-0-0		0-0-0		0-0-0								
1-2-0		0-0-0		0-2-0		NEUTRAL		0-0-0		0-0-0		1-0-0								
3-15-0		2-10-0		1-5-0		CONFERENCE		0-0-0		0-0-0		0-0-0								
2-7-0		2-7-0		0-0-0		HOME		0-0-0		0-0-0		0-0-0								
1-8-0		0-3-0		1-5-0		AWAY		0-0-0		0-0-0		0-0-0								
0-0-0		0-0-0		0-0-0		NEUTRAL		0-0-0		0-0-0		0-0-0								
RPI	S	Opponent		Score		RPI	S	Opponent		Score		RPI	S	Opponent		Score				
7	H	LSU		0 7		30	A	Missouri		0 8		54	H	North Texas		2 10				
7	H	LSU		3 17		30	A	Missouri		3 4		56	H	Liberty		2 4				
7	H	LSU		6 5		30	A	Missouri		0 4		56	H	Liberty		1 0				
8	H	Alabama		1 11		31	A	Georgia		5 11		60	H	Longwood		4 1				
8	H	Alabama		4 3		31	A	Georgia		3 4		71	H	UT Arlington		1 0				
8	H	Alabama		3 13		31	A	Georgia		5 3		80	H	BYU		4 0				
9	H	Florida		1 4		32	N	Arizona St.		4 5		80	H	BYU		3 2				
9	H	Florida		6 8		37	N	Oregon		5 7		82	H	Sam Houston St.		4 3				
9	H	Florida		3 8		40	A	Houston		3 9		82	H	Sam Houston St.		5 4				
19	A	Auburn		1 8								83	H	Rutgers		7 6				
19	A	Auburn		6 7								93	H	McNeese		2 1				
19	A	Auburn		4 12								93	H	McNeese		1 3				

Non-Div. I Games:

Texas A&M

U
C
F

UCF

Average RPI Win: 118		WON-LOST RECORD		WINNING PCT. RANK		LAST 10 GAMES		STRENGTH OF SCHEDULE		OPP. STRENGTH OF SCHEDULE		TEAM RPI		ADJ RPI		CONF. RPI		ADJ CONF. RPI	
DIV. I ONLY		27-18-0		.6 85		7-3-0		57		35		52		.56837 51		3		3	
DIV. I NON-CONF.		23-10-0		.69697 53		4-0-0		125		59		53		.56631 51		3		3	
TOTALS		RPI 1-25		RPI 26-50		W-L RECORDS		RPI 51-100		RPI 101-150		RPI 150+							
27-18-0		1-10-0		1-1-0		OVERALL		12-3-0		4-1-0		9-3-0							
6-5-0		1-5-0		0-0-0		HOME		3-0-0		2-0-0		0-0-0							
7-7-0		0-5-0		0-1-0		AWAY		4-1-0		0-0-0		3-0-0							
14-6-0		0-0-0		1-0-0		NEUTRAL		5-2-0		2-1-0		6-3-0							
23-10-0		0-2-0		1-1-0		NON-CONFERENCE		9-3-0		4-1-0		9-3-0							
5-0-0		0-0-0		0-0-0		HOME		3-0-0		2-0-0		0-0-0							
4-4-0		0-2-0		0-0-		AWAY		1-1-0		0-0-0		3-0-0							
14-6-0		0-0-0		1-0-0		NEUTRAL		5-2-0		2-1-0		6-3-0							
4-8-0		1-8-0		0-0-0		CONFERENCE		3-0-0		0-0-0		0-0-0							
1-5-0		1-5-0		0-0-0		HOME		0-0-0		0-0-0		0-0-0							
3-3-0		0-3-0		0-0-0		AWAY		3-0-0		0-0-0		0-0-0							
0-0-0		0-0-0		0-0-0		NEUTRAL		0-0-0		0-0-0		0-0-0							
RPI S	Opponent	Score		RPI S	Opponent	Score		RPI S	Opponent	Score		RPI S	Opponent	Score					
5 A	Texas	0	11	26 A	Stanford	1	2	58 A	Baylor	4	1	106 H	UNI	2	0				
5 A	Texas	1	6	34 N	Colorado St.	6	5	58 A	Baylor	4	0	112 N	Boston U.	1	0				
5 A	Texas	2	7					58 A	Baylor	4	1	136 H	South Dakota	9	1				
6 A	Florida St.	0	1					64 A	Grand Canyon	0	2	136 N	South Dakota	2	1				
6 A	Florida St.	0	5					72 N	UNC Greensboro	4	2	143 N	UNCW	2	3				
17 H	Oklahoma St.	3	6					72 N	UNC Greensboro	4	8	156 N	Radford	2	1				
17 H	Oklahoma St.	3	12					73 N	Marshall	1	0	158 N	Col. of Charleston	3	4				
17 H	Oklahoma St.	5	12					75 N	DePaul	6	4	162 N	Utah St.	1	10				
21 H	Texas Tech	4	8					81 N	Long Beach St.	2	1	162 N	Utah St.	9	0				
21 H	Texas Tech	6	5					86 H	Georgia Tech	6	3	171 N	Harvard	7	5				
21 H	Texas Tech	3	8					86 H	Georgia Tech	7	2	175 A	Cal Poly	6	3				
								86 H	Georgia Tech	5	2	175 A	Cal Poly	8	2				
								89 N	Appalachian St.	1	2	175 A	Cal Poly	4	2				
								92 A	Iowa	2	0	223 N	Portland St.	3	2				
								95 N	Utah	7	4	237 N	Northern Colo.	6	7				
												237 N	Northern Colo.	7	3				
												242 N	Dartmouth	12	0				
				LAST 10 GAMES															
				92 A	Iowa	2	0	106 H	UNI	2	0								
				86 H	Georgia Tech	7	2	17 H	Oklahoma St.	5	12								
				58 A	Baylor	4	1	17 H	Oklahoma St.	3	6								
				58 A	Baylor	4	0	17 H	Oklahoma St.	3	12								
				58 A	Baylor	4	1	86 H	Georgia Tech	6	3								

Non-Div. I Games:

Iowa St.

Average RPI Win:	156	WON-LOST RECORD	WINNING PCT. RANK	LAST 10 GAMES	STRENGTH OF SCHEDULE	OPP. STRENGTH OF SCHEDULE	TEAM RPI	ADJ RPI	CONF. RPI	ADJ CONF. RPI		
DIV. I ONLY		31-13-1	.7	39	9-1-0	121	80	53	.5676	52	10	11
DIV. I NON-CONF.		21-9-1	.69355	54	1-0-0	106	79	50	.56819	50	11	12
<hr/>												
TOTALS	RPI 1-25	RPI 26-50		W-L RECORDS		RPI 51-100		RPI 101-150		RPI 150+		
31-13-1	0-5-0	1-1-0		OVERALL		8-4-1		7-2-0		15-1-0		
12-4-0	0-1-0	0-0-0		HOME		4-1-0		2-1-0		6-1-0		
6-7-0	0-2-0	1-1-0		AWAY		2-3-0		0-1-0		3-0-0		
13-2-1	0-2-0	0-0-0		NEUTRAL		2-0-1		5-0-0		6-0-0		
<hr/>												
21-9-1	0-5-0	1-1-0		NON-CONFERENCE		5-1-1		5-1-0		10-1-0		
6-2-0	0-1-0	0-0-0		HOME		2-0-0		0-0-0		4-1-0		
2-5-0	0-2-0	1-0-		AWAY		1-1-0		0-1-0		0-0-0		
13-2-1	0-2-0	0-0-0		NEUTRAL		2-0-1		5-0-0		6-0-0		
<hr/>												
10-4-0	0-0-0	0-0-0		CONFERENCE		3-3-0		2-1-0		5-0-0		
6-2-0	0-0-0	0-0-0		HOME		2-1-0		2-1-0		2-0-0		
4-2-0	0-0-0	0-0-0		AWAY		1-2-0		0-0-0		3-0-0		
0-0-0	0-0-0	0-0-0		NEUTRAL		0-0-0		0-0-0		0-0-0		
<hr/>												
RPI S	Opponent	Score		RPI S	Opponent	Score		RPI S	Opponent	Score		
5 H	Texas	0	5	28 A	Virginia Tech	7	9	55 H	Western Ky.	9	7	
6 A	Florida St.	0	13	29 A	Louisville	5	4	56 A	Liberty	1	7	
6 A	Florida St.	2	14					56 A	Liberty	7	2	
22 N	Tulsa	3	4					56 A	Liberty	1	4	
23 N	Arkansas	0	5					78 N	Elon	5	4	
								78 N	Elon	8	8	
								84 H	Miami (OH)	6	1	
								89 N	Appalachian St.	1	0	
								93 A	McNeese	3	4	
								93 A	McNeese	6	1	
								100 H	North Florida	13	0	
								100 H	North Florida	6	8	
								100 H	North Florida	3	1	

Non-Div. I Games:

Lipscomb

Non-Div. I Games:

Tie, Loss, Non-Conf,S Site, H Home, A Away, N Neutral Page 54

RPI	S	Opponent	Score	
225	H	La.-Monroe	6	1
225	H	La.-Monroe	8	0
225	H	La.-Monroe	1	4
258	H	Alabama St.	5	2
273	N	Incarnate Word	9	0

Troy

T
r
o
y

T
r
o
y

Average RPI Win:	144	WON-LOST RECORD	WINNING PCT. RANK	LAST 10 GAMES	STRENGTH OF SCHEDULE	OPP. STRENGTH OF SCHEDULE	TEAM RPI	ADJ RPI	CONF. RPI	ADJ CONF. RPI		
DIV. I ONLY		29-15-0	.65909	55	7-3-0	84	107	55	.56554	54	9	9
DIV. I NON-CONF.		15-11-0	.57692	101	3-1-0	150	93	106	.5286	103	9	10
<hr/>												
TOTALS	RPI 1-25	RPI 26-50		W-L RECORDS		RPI 51-100		RPI 101-150		RPI 150+		
29-15-0	1-4-0	1-0-0		OVERALL		8-8-0		4-0-0		15-3-0		
14-1-0	0-0-0	0-0-0		HOME		2-1-0		1-0-0		11-0-0		
8-11-0	0-3-0	1-0-0		AWAY		4-5-0		3-0-0		0-3-0		
7-3-0	1-1-0	0-0-0		NEUTRAL		2-2-0		0-0-0		4-0-0		
15-11-0	1-4-0	1-0-0		NON-CONFERENCE		3-4-0		1-0-0		9-3-0		
6-0-0	0-0-0	0-0-0		HOME		0-0-0		1-0-0		5-0-0		
2-8-0	0-3-0	1-0-		AWAY		1-2-0		0-0-0		0-3-0		
7-3-0	1-1-0	0-0-0		NEUTRAL		2-2-0		0-0-0		4-0-0		
14-4-0	0-0-0	0-0-0		CONFERENCE		5-4-0		3-0-0		6-0-0		
8-1-0	0-0-0	0-0-0		HOME		2-1-0		0-0-0		6-0-0		
6-3-0	0-0-0	0-0-0		AWAY		3-3-0		3-0-0		0-0-0		
0-0-0	0-0-0	0-0-0		NEUTRAL		0-0-0		0-0-0		0-0-0		
RPI	S	Opponent	Score	RPI	S	Opponent	Score	RPI	S	Opponent	Score	
1	A	Oklahoma	0 8	49	A	Texas A&M	10 2	55	A	Western Ky.	1 3	
20	N	Louisiana	5 1					55	A	Western Ky.	0 8	
20	N	Louisiana	2 10					55	A	Western Ky.	8 2	
21	A	Texas Tech	1 6					58	A	Baylor	2 5	
21	A	Texas Tech	1 8					65	A	Louisiana Tech	10 9	
								65	A	Louisiana Tech	2 4	
								65	A	Louisiana Tech	5 2	
								67	N	Kent St.	9 0	
								67	N	Kent St.	0 6	
								71	A	UT Arlington	10 13	
								71	N	UT Arlington	7 12	
								71	N	UT Arlington	5 1	
								82	A	Sam Houston St.	2 0	
								96	H	Southern Miss.	4 3	
								96	H	Southern Miss.	3 7	
								96	H	Southern Miss.	7 5	

Non-Div. I Games:

North Texas

Average RPI Win:		156	WON-LOST RECORD		WINNING PCT. RANK		LAST 10 GAMES		STRENGTH OF SCHEDULE		OPP. STRENGTH OF SCHEDULE		TEAM RPI		ADJ RPI		CONF. RPI		ADJ CONF. RPI			
Average RPI Loss:		95																				
DIV. I ONLY			30-9-0		.76923		18		6-4-0		173		87		54		.56477		55			
DIV. I NON-CONF.			18-6-0		.75		33		1-1-0		229		134		75		.54314		78			
TOTALS			RPI 1-25		RPI 26-50		W-L RECORDS		RPI 51-100		RPI 101-150		RPI 150+									
30-9-0			1-1-0		0-1-0		OVERALL		5-4-0		10-1-0		14-2-0									
14-3-0			0-0-0		0-1-0		HOME		2-1-0		5-1-0		7-0-0									
8-4-0			1-0-0		0-0-0		AWAY		2-3-0		4-0-0		1-1-0									
8-2-0			0-1-0		0-0-0		NEUTRAL		1-0-0		1-0-0		6-1-0									
18-6-0			1-1-0		0-1-0		NON-CONFERENCE		2-1-0		4-1-0		11-2-0									
6-2-0			0-0-0		0-1-0		HOME		0-0-0		2-1-0		4-0-0									
4-2-0			1-0-0		0-0-		AWAY		1-1-0		1-0-0		1-1-0									
8-2-0			0-1-0		0-0-0		NEUTRAL		1-0-0		1-0-0		6-1-0									
12-3-0			0-0-0		0-0-0		CONFERENCE		3-3-0		6-0-0		3-0-0									
8-1-0			0-0-0		0-0-0		HOME		2-1-0		3-0-0		3-0-0									
4-2-0			0-0-0		0-0-0		AWAY		1-2-0		3-0-0		0-0-0									
0-0-0			0-0-0		0-0-0		NEUTRAL		0-0-0		0-0-0		0-0-0									
RPI	S	Opponent		Score		RPI	S	Opponent		Score		RPI	S	Opponent		Score						
16	A	Kentucky		4	1	29	H	Louisville		2	7	52	A	Lipscomb		7	9	116	A	FIU	6	2
19	N	Auburn		0	8							54	H	North Texas		2	8	116	A	FIU	4	0
												54	H	North Texas		3	1	116	A	FIU	5	4
												54	H	North Texas		8	0	123	H	Fla. Atlantic	10	3
												73	A	Marshall		7	1	123	H	Fla. Atlantic	10	2
												73	A	Marshall		7	8	123	H	Fla. Atlantic	2	0
												73	A	Marshall		2	10	132	A	Samford	8	1
												74	N	Missouri St.		8	0	147	H	Western Ill.	5	3
												97	A	Eastern Ky.		6	5	147	H	Western Ill.	1	3
																		147	H	Western Ill.	7	6
																		149	N	South Alabama	7	3
																		164	A	Kennesaw St.	1	2
																		172	H	Charlotte	3	0
																		172	H	Charlotte	11	2
																		172	H	Charlotte	5	0
																		183	A	Tennessee Tech	4	1
																		187	N	Florida A&M	4	3
																		207	H	Indiana St.	9	7
																		212	N	Tennessee St.	5	0
																		214	N	Evansville	8	0
																		215	N	Saint Louis	10	0
																		224	H	Butler	3	0
																		243	N	Wright St.	1	2
																		243	N	Wright St.	6	3
																		271	H	Cleveland St.	8	0
																		271	H	Cleveland St.	10	3
																		224	H	Butler	3	0
																		54	H	North Texas	3	1
																		123	H	Fla. Atlantic	2	0
				</																		

Average RPI Win:	151	WON-LOST RECORD	WINNING PCT. RANK	LAST 10 GAMES	STRENGTH OF SCHEDULE	OPP. STRENGTH OF SCHEDULE	TEAM RPI	ADJ RPI	CONF. RPI	ADJ CONF. RPI		
Average RPI Loss:	68											
DIV. I ONLY		33-16-0	.67347	53	8-2-0	116	74	57	.56099	56	10	11
DIV. I NON-CONF.		18-13-0	.58065	96	0-2-0	119	58	91	.53579	92	11	12
<hr/>												
TOTALS	RPI 1-25	RPI 26-50		W-L RECORDS		RPI 51-100		RPI 101-150		RPI 150+		
33-16-0	0-4-0	1-3-0		OVERALL		12-5-0		3-2-0		17-2-0		
19-2-0	0-1-0	0-0-0		HOME		2-1-0		1-0-0		16-0-0		
9-8-0	0-2-0	1-2-0		AWAY		7-1-0		0-1-0		1-2-0		
5-6-0	0-1-0	0-1-0		NEUTRAL		3-3-0		2-1-0		0-0-0		
18-13-0	0-4-0	1-3-0		NON-CONFERENCE		4-4-0		3-2-0		10-0-0		
11-1-0	0-1-0	0-0-0		HOME		0-0-0		1-0-0		10-0-0		
2-6-0	0-2-0	1-0-		AWAY		1-1-0		0-1-0		0-0-0		
5-6-0	0-1-0	0-1-0		NEUTRAL		3-3-0		2-1-0		0-0-0		
15-3-0	0-0-0	0-0-0		CONFERENCE		8-1-0		0-0-0		7-2-0		
8-1-0	0-0-0	0-0-0		HOME		2-1-0		0-0-0		6-0-0		
7-2-0	0-0-0	0-0-0		AWAY		6-0-0		0-0-0		1-2-0		
0-0-0	0-0-0	0-0-0		NEUTRAL		0-0-0		0-0-0		0-0-0		
RPI	S	Opponent	Score	RPI	S	Opponent	Score	RPI	S	Opponent	Score	
2	A	UCLA	3 4	27	A	North Carolina	2 3	52	H	Lipscomb	7 1	
4	N	Washington	0 6	35	N	Notre Dame	1 4	52	H	Lipscomb	2 7	
12	H	Tennessee	0 1	49	A	Texas A&M	0 1	52	H	Lipscomb	4 1	
14	A	James Madison	0 1	49	A	Texas A&M	4 2	58	N	Baylor	1 6	
								61	A	FGCU	4 2	
								61	A	FGCU	2 0	
								61	A	FGCU	6 2	
								80	N	BYU	13 3	
								81	A	Long Beach St.	0 7	
								83	N	Rutgers	5 3	
								83	N	Rutgers	2 1	
								85	A	Duke	10 6	
								85	N	Duke	1 3	
								93	N	McNeese	1 5	
								100	A	North Florida	4 1	
								100	A	North Florida	3 1	
								100	A	North Florida	5 1	
				LAST 10 GAMES								
				12	H	Tennessee	0 1	154	H	Bucknell	1 0	
				164	A	Kennesaw St.	2 3	213	H	Princeton	12 0	
				231	H	Sacred Heart	2 0	192	H	Stetson	6 0	
				252	H	Robert Morris	4 0	100	A	North Florida	5 1	
				231	H	Sacred Heart	5 0	164	A	Kennesaw St.	11 3	

Average RPI Win:	162	WON-LOST RECORD	WINNING PCT. RANK	LAST 10 GAMES	STRENGTH OF SCHEDULE	OPP. STRENGTH OF SCHEDULE	TEAM RPI	ADJ RPI	CONF. RPI	ADJ CONF. RPI		
DIV. I ONLY		30-14-0	.68182	46	8-2-0	118	84	56	.56072	57	7	7
DIV. I NON-CONF.		22-7-0	.75862	31	1-1-0	215	113	65	.55	67	7	7
<hr/>												
TOTALS	RPI 1-25	RPI 26-50		W-L RECORDS		RPI 51-100		RPI 101-150		RPI 150+		
30-14-0	0-3-0	3-7-0		OVERALL		3-0-0		5-3-0		19-1-0		
17-4-0	0-0-0	1-2-0		HOME		0-0-0		4-2-0		12-0-0		
6-7-0	0-1-0	2-4-0		AWAY		1-0-0		0-1-0		3-1-0		
7-3-0	0-2-0	0-1-0		NEUTRAL		2-0-0		1-0-0		4-0-0		
22-7-0	0-3-0	0-1-0		NON-CONFERENCE		3-0-0		3-2-0		16-1-0		
14-1-0	0-0-0	0-0-0		HOME		0-0-0		2-1-0		12-0-0		
1-3-0	0-1-0	0-0-		AWAY		1-0-0		0-1-0		0-1-0		
7-3-0	0-2-0	0-1-0		NEUTRAL		2-0-0		1-0-0		4-0-0		
8-7-0	0-0-0	3-6-0		CONFERENCE		0-0-0		2-1-0		3-0-0		
3-3-0	0-0-0	1-2-0		HOME		0-0-0		2-1-0		0-0-0		
5-4-0	0-0-0	2-4-0		AWAY		0-0-0		0-0-0		3-0-0		
0-0-0	0-0-0	0-0-0		NEUTRAL		0-0-0		0-0-0		0-0-0		
RPI S	Opponent	Score	RPI S	Opponent	Score	RPI S	Opponent	Score	RPI S	Opponent	Score	
2 A	UCLA	0 8	34 A	Colorado St.	4 12	68 N	Loyola Marymount	4 1	120 H	Nevada	6 0	
2 N	UCLA	2 8	34 A	Colorado St.	5 11	71 N	UT Arlington	5 4	120 H	Nevada	1 5	
12 N	Tennessee	2 4	34 A	Colorado St.	4 8	81 A	Long Beach St.	6 3	120 H	Nevada	10 2	
			42 N	Oregon St.	0 5				121 A	Hawaii	6 7	
			43 A	UNLV	4 0				129 H	CSUN	2 0	
			43 A	UNLV	0 7				133 H	Sacramento St.	4 0	
			43 A	UNLV	5 3				133 H	Sacramento St.	0 3	
			46 H	San Jose St.	4 3				134 N	UC Riverside	12 0	
			46 H	San Jose St.	2 4				157 N	UTSA	10 1	
			46 H	San Jose St.	2 3				162 A	Utah St.	11 6	
									162 A	Utah St.	5 2	
									162 A	Utah St.	7 5	
									175 N	Cal Poly	8 0	
									191 A	California Baptist	0 8	
									191 H	California Baptist	6 4	
									193 H	San Diego	5 0	
									193 H	San Diego	14 0	
									199 N	Georgia St.	10 1	
									201 H	UC Santa Barbara	6 2	
									201 H	UC Santa Barbara	3 1	
									211 H	Montana	8 0	
									211 H	Montana	6 0	
									220 H	Pacific	6 2	
									236 H	CSU Bakersfield	5 3	
									239 N	Saint Mary's (CA)	4 3	
									246 H	North Dakota	5 3	
									254 H	Santa Clara	6 0	
<hr/>												
			LAST 10 GAMES									
201 H	UC Santa Barbara	3 1	120 H	Nevada	1 5	220 H	Pacific	6 2				
133 H	Sacramento St.	4 0	120 H	Nevada	6 0	236 H	CSU Bakersfield	5 3				
162 A	Utah St.	7 5	120 H	Nevada	10 2	239 N	Saint Mary's (CA)	4 3				
162 A	Utah St.	5 2	133 H	Sacramento St.	0 3	246 H	North Dakota	5 3				
162 A	Utah St.	11 6	43 A	UNLV	5 3	254 H	Santa Clara	6 0				

Non-Div. I Games:

Fresno St.

RPI	S	Opponent	Score	
254	H	Santa Clara	12	4

Fresno St.

F
r
e
s
n
o
s
t
.

F
r
e
s
n
o
s
t
.

Average RPI Win: 95		WON-LOST RECORD		WINNING PCT. RANK		LAST 10 GAMES		STRENGTH OF SCHEDULE		OPP. STRENGTH OF SCHEDULE		TEAM RPI		ADJ RPI		CONF. RPI		ADJ CONF. RPI					
Average RPI Loss: 50																							
DIV. I ONLY		17-27-0		.38636 211		2-8-0		6		39		63		.55996 58		3		3					
DIV. I NON-CONF.		15-13-0		.53571 123		2-0-0		15		64		45		.58004 41		3		3					
TOTALS		RPI 1-25		RPI 26-50		W-L RECORDS		RPI 51-100		RPI 101-150		RPI 150+											
17-27-0		3-12-0		1-3-0		OVERALL		8-8-0		1-3-0		4-1-0											
8-18-0		2-7-0		0-2-0		HOME		4-7-0		0-1-0		2-1-0											
5-6-0		0-4-0		0-0-0		AWAY		3-0-0		1-2-0		1-0-0											
4-3-0		1-1-0		1-1-0		NEUTRAL		1-1-0		0-0-0		1-0-0											
15-13-0		2-3-0		1-3-0		NON-CONFERENCE		8-5-0		0-1-0		4-1-0											
7-9-0		1-1-0		0-2-0		HOME		4-4-0		0-1-0		2-1-0											
4-1-0		0-1-0		0-0-		AWAY		3-0-0		0-0-0		1-0-0											
4-3-0		1-1-0		1-1-0		NEUTRAL		1-1-0		0-0-0		1-0-0											
2-14-0		1-9-0		0-0-0		CONFERENCE		0-3-0		1-2-0		0-0-0											
1-9-0		1-6-0		0-0-0		HOME		0-3-0		0-0-0		0-0-0											
1-5-0		0-3-0		0-0-0		AWAY		0-0-0		1-2-0		0-0-0											
0-0-0		0-0-0		0-0-0		NEUTRAL		0-0-0		0-0-0		0-0-0											
RPI	S	Opponent		Score		RPI	S	Opponent		Score		RPI	S	Opponent		Score		RPI	S	Opponent		Score	
1	A	Oklahoma		0 16		27	N	North Carolina		10 9		51	H	Iowa St.		1 4		107	H	SFA		1 4	
1	A	Oklahoma		0 8		35	N	Notre Dame		1 14		51	H	Iowa St.		0 4		130	A	Kansas		8 9	
1	A	Oklahoma		5 7		40	H	Houston		0 2		51	H	Iowa St.		1 4		130	A	Kansas		3 2	
4	N	Washington		2 8		40	H	Houston		1 6		54	H	North Texas		5 2		130	A	Kansas		1 7	
5	H	Texas		0 2								56	N	Liberty		6 1		157	A	UTSA		4 1	
17	H	Oklahoma St.		2 1								63	A	Texas St.		4 1		163	H	Lamar University		2 0	
17	H	Oklahoma St.		2 21								67	H	Kent St.		0 1		163	H	Lamar University		6 0	
17	H	Oklahoma St.		1 9								67	H	Kent St.		5 6		206	H	Central Ark.		5 8	
18	N	South Carolina		4 1								71	H	UT Arlington		2 5		283	N	Southern Utah		5 1	
20	A	Louisiana		1 4								71	H	UT Arlington		2 10							
20	H	Louisiana		4 3								80	N	BYU		3 4							
20	H	Louisiana		2 5								82	H	Sam Houston St.		7 0							
21	H	Texas Tech		2 6								93	A	McNeese		7 2							
21	H	Texas Tech		2 11								93	A	McNeese		5 2							
21	H	Texas Tech		6 11								96	H	Southern Miss.		3 1							
												96	H	Southern Miss.		4 3							
LAST 10 GAMES																							
						67	H	Kent St.		5 6		40	H	Houston		1 6							
						67	H	Kent St.		0 1		163	H	Lamar University		2 0							
						96	H	Southern Miss.		4 3		51	H	Iowa St.		1 4							
						71	H	UT Arlington		2 10		51	H	Iowa St.		0 4							
						71	H	UT Arlington		2 5		51	H	Iowa St.		1 4							

Non-Div. I Games:

Baylor

Average RPI Win:		178	WON-LOST RECORD		WINNING PCT. RANK	LAST 10 GAMES		STRENGTH OF SCHEDULE		OPP. STRENGTH OF SCHEDULE	TEAM RPI	ADJ RPI	CONF. RPI	ADJ CONF. RPI			
Average RPI Loss:		71															
DIV. I ONLY			35-12-0		.74468	28	7-3-0		178		137		60	.55648	59	15	16
DIV. I NON-CONF.			23-8-0		.74194	36	1-1-0		189		147		59	.5545	62	16	16
TOTALS		RPI 1-25		RPI 26-50		W-L RECORDS		RPI 51-100		RPI 101-150		RPI 150+					
35-12-0		1-4-0		0-1-0		OVERALL		3-3-0		9-3-0		22-1-0					
8-3-0		0-0-0		0-1-0		HOME		3-0-0		2-2-0		3-0-0					
12-4-0		1-1-0		0-0-0		AWAY		0-1-0		5-1-0		6-1-0					
15-5-0		0-3-0		0-0-0		NEUTRAL		0-2-0		2-0-0		13-0-0					
23-8-0		1-4-0		0-1-0		NON-CONFERENCE		1-3-0		6-0-0		15-0-0					
2-1-0		0-0-0		0-1-0		HOME		1-0-0		0-0-0		1-0-0					
6-2-0		1-1-0		0-0-		AWAY		0-1-0		4-0-0		1-0-0					
15-5-0		0-3-0		0-0-0		NEUTRAL		0-2-0		2-0-0		13-0-0					
12-4-0		0-0-0		0-0-0		CONFERENCE		2-0-0		3-3-0		7-1-0					
6-2-0		0-0-0		0-0-0		HOME		2-0-0		2-2-0		2-0-0					
6-2-0		0-0-0		0-0-0		AWAY		0-0-0		1-1-0		5-1-0					
0-0-0		0-0-0		0-0-0		NEUTRAL		0-0-0		0-0-0		0-0-0					
RPI	S	Opponent		Score		RPI	S	Opponent		Score		RPI	S	Opponent		Score	
23	A	Arkansas		6	1	47	H	Southern Ill.		3	9	65	A	Louisiana Tech		3	11
23	A	Arkansas		1	7							74	H	Missouri St.		5	2
24	N	Drake		5	7							74	N	Missouri St.		4	7
24	N	Drake		2	6							77	N	Wichita St.		0	8
24	N	Drake		1	6							97	H	Eastern Ky.		4	1
												97	H	Eastern Ky.		9	7
												103	N	South Dakota St.		7	3
												104	H	Austin Peay		2	5
												104	H	Austin Peay		9	0
												106	A	UNI		5	1
												106	A	UNI		16	0
												110	H	Murray St.		4	8
												110	H	Murray St.		9	1
												111	N	Northern Ill.		14	4
												130	A	Kansas		2	1
												130	A	Kansas		2	0
												131	A	Belmont		3	2
												131	A	Belmont		0	7
												151	A	SIUE		14	1
												151	A	SIUE		3	4
												170	N	Toledo		7	5
												182	A	UT Martin		6	0
												182	A	UT Martin		1	0
												204	N	UMKC		8	2
												204	N	UMKC		8	2
												206	A	Central Ark.		11	7
												208	N	Detroit Mercy		9	0
												212	A	Tennessee St.		11	1
												212	A	Tennessee St.		8	0
												215	H	Saint Louis		4	3
												222	H	Eastern Ill.		11	3
												222	H	Eastern Ill.		8	5
												225	N	La.-Monroe		8	0
				LAST 10 GAMES													
				222	H	Eastern Ill.		11	3	285	N	Coppin St.		11	5		
				222	H	Eastern Ill.		8	5	97	H	Eastern Ky.		9	7		
				215	H	Saint Louis		4	3	131	A	Belmont		0	7		
				182	A	UT Martin		6	0	104	H	Austin Peay		9	0		
				130	A	Kansas		2	1	212	A	Tennessee St.		11	1		

Non-Div. I Games:

Southeast Mo. St.

RPI	S	Opponent	Score	
229	N	Abilene Christian	10	2
248	N	IUPUI	5	3
250	N	Maine	6	2
267	N	Omaha	9	4
267	N	Omaha	3	1
270	N	Mississippi Val.	7	0
275	N	Fairleigh Dickinson	8	0
285	N	Coppin St.	11	5

Southeast Mo. St.

S
o
u
t
h
e
a
s
t
M
o
.
S
t
.

S
o
u
t
h
e
a
s
t
M
o
.
S
t
.

Longwood

Longwood

**F
G
C
U**

FGCU

RPI	S	Opponent	Score	
198	H	Columbia	6	0
265	N	Quinnipiac	7	4

FGCU

F
G
C
U

F
G
C
U

Average RPI Win:		170	WON-LOST RECORD		WINNING PCT. RANK		LAST 10 GAMES		STRENGTH OF SCHEDULE		OPP. STRENGTH OF SCHEDULE		TEAM RPI		ADJ RPI		CONF. RPI		ADJ CONF. RPI				
DIV. I ONLY			31-14-0		.68889 43		8-2-0		126		146		61		.5551 62		16		15				
DIV. I NON-CONF.			21-12-0		.63636 76		1-2-0		92		107		61		.55266 65		17		17				
TOTALS		RPI 1-25		RPI 26-50		W-L RECORDS		RPI 51-100		RPI 101-150		RPI 150+											
31-14-0		0-1-0		2-6-0		OVERALL		4-4-0		6-1-0		19-2-0											
13-4-0		0-0-0		0-2-0		HOME		2-1-0		2-0-0		9-1-0											
5-4-0		0-1-0		0-0-0		AWAY		0-2-0		0-0-0		5-1-0											
13-6-0		0-0-0		2-4-0		NEUTRAL		2-1-0		4-1-0		5-0-0											
21-12-0		0-1-0		2-6-0		NON-CONFERENCE		2-3-0		6-1-0		11-1-0											
8-3-0		0-0-0		0-2-0		HOME		0-0-0		2-0-0		6-1-0											
0-3-0		0-1-0		0-0-		AWAY		0-2-0		0-0-0		0-0-0											
13-6-0		0-0-0		2-4-0		NEUTRAL		2-1-0		4-1-0		5-0-0											
10-2-0		0-0-0		0-0-0		CONFERENCE		2-1-0		0-0-0		8-1-0											
5-1-0		0-0-0		0-0-0		HOME		2-1-0		0-0-0		3-0-0											
5-1-0		0-0-0		0-0-0		AWAY		0-0-0		0-0-0		5-1-0											
0-0-0		0-0-0		0-0-0		NEUTRAL		0-0-0		0-0-0		0-0-0											
RPI	S	Opponent		Score		RPI	S	Opponent		Score		RPI	S	Opponent		Score		RPI	S	Opponent		Score	
4	A	Washington		0 1		26	N	Stanford		4 6		69	A	UC Davis		1 3		111	H	Northern Ill.		3 2	
						37	N	Oregon		6 8		69	A	UC Davis		0 1		111	H	Northern Ill.		10 1	
						39	H	North Dakota St.		1 8		76	N	Bradley		4 5		111	N	Northern Ill.		4 3	
						39	H	North Dakota St.		7 9		84	N	Miami (OH)		7 2		121	N	Hawaii		5 3	
						41	N	Ohio St.		4 6		90	H	New Mexico St.		2 1		126	N	Syracuse		0 7	
						41	N	Ohio St.		3 0		90	H	New Mexico St.		0 4		127	N	Weber St.		8 0	
						42	N	Oregon St.		4 6		90	H	New Mexico St.		4 3		127	N	Weber St.		9 3	
						45	N	Illinois		5 2		93	N	McNeese		6 1		166	N	UTEP		6 5	
																		167	N	Fordham		11 3	
																		175	H	Cal Poly		15 0	
																		175	H	Cal Poly		8 0	
																		196	N	Idaho St.		6 1	
																		204	A	UMKC		6 3	
																		204	A	UMKC		5 7	
																		204	A	UMKC		5 3	
																		223	H	Portland St.		3 0	
																		223	H	Portland St.		7 1	
																		233	N	Georgetown		13 3	
																		234	A	Utah Valley		4 1	
																		234	A	Utah Valley		11 1	
																		234	A	Utah Valley		12 1	
																		236	H	CSU Bakersfield		6 1	
																		236	H	CSU Bakersfield		1 0	
																		236	H	CSU Bakersfield		8 0	
																		239	N	Saint Mary's (CA)		7 1	
																		246	H	North Dakota		1 5	
																		246	H	North Dakota		6 2	
LAST 10 GAMES																							
						236	H	CSU Bakersfield		8 0		39	H	North Dakota St.		7 9		236	H	CSU Bakersfield		1 0	
						236	H	CSU Bakersfield		1 0		204	A	UMKC		5 3		236	H	CSU Bakersfield		8 0	
						236	H	CSU Bakersfield		6 1		204	A	UMKC		6 3		239	N	Saint Mary's (CA)		7 1	
						204	A	UMKC		5 7		93	N	McNeese		6 1		246	H	North Dakota		1 5	
						39	H	North Dakota St.		1 8		175	H	Cal Poly		8 0		246	H	North Dakota		6 2	

Non-Div. I Games:

Seattle U

RPI	S	Opponent	Score	
254	H	Seattle U	6	5

Seattle U

S
e
a
t
t
l
e
U

S
e
a
t
t
l
e
U

Average RPI Win:		149	WON-LOST		WINNING		LAST 10		STRENGTH OF		OPP. STRENGTH		TEAM		ADJ		CONF.		ADJ CONF.				
Average RPI Loss:		64	RECORD		PCT. RANK		GAMES		SCHEDULE		OF SCHEDULE		RPI		RPI		RPI		RPI				
DIV. I ONLY			25-19-0		.56818 107		6-4-0		83		69		71		.55455 63		8		8				
DIV. I NON-CONF.			12-12-0		.5 137		1-1-0		26		51		63		.56146 58		8		8				
TOTALS		RPI 1-25		RPI 26-50		W-L RECORDS		RPI 51-100		RPI 101-150		RPI 150+											
25-19-0		1-5-0		4-4-0		OVERALL		2-6-0		3-3-0		15-1-0											
7-8-0		0-3-0		1-1-0		HOME		1-3-0		0-0-0		5-1-0											
12-8-0		1-2-0		1-2-0		AWAY		0-1-0		3-3-0		7-0-0											
6-3-0		0-0-0		2-1-0		NEUTRAL		1-2-0		0-0-0		3-0-0											
12-12-0		1-2-0		4-4-0		NON-CONFERENCE		1-5-0		0-0-0		6-1-0											
3-4-0		0-0-0		1-1-0		HOME		0-2-0		0-0-0		2-1-0											
3-5-0		1-2-0		1-0-		AWAY		0-1-0		0-0-0		1-0-0											
6-3-0		0-0-0		2-1-0		NEUTRAL		1-2-0		0-0-0		3-0-0											
13-7-0		0-3-0		0-0-0		CONFERENCE		1-1-0		3-3-0		9-0-0											
4-4-0		0-3-0		0-0-0		HOME		1-1-0		0-0-0		3-0-0											
9-3-0		0-0-0		0-0-0		AWAY		0-0-0		3-3-0		6-0-0											
0-0-0		0-0-0		0-0-0		NEUTRAL		0-0-0		0-0-0		0-0-0											
RPI	S	Opponent		Score		RPI	S	Opponent		Score		RPI	S	Opponent		Score		RPI	S	Opponent		Score	
5	A	Texas		0	10	28	N	Virginia Tech		0	10	58	H	Baylor		1	4	102	A	Coastal Caro.		2	12
20	H	Louisiana		1	6	28	N	Virginia Tech		17	5	75	N	DePaul		3	0	102	A	Coastal Caro.		4	7
20	H	Louisiana		4	7	34	A	Colorado St.		7	3	76	N	Bradley		10	12	102	A	Coastal Caro.		5	3
20	H	Louisiana		3	5	39	H	North Dakota St.		9	1	77	N	Wichita St.		0	3	149	A	South Alabama		9	6
25	A	South Fla.		4	3	39	H	North Dakota St.		3	4	82	H	Sam Houston St.		3	4	149	A	South Alabama		1	3
25	A	South Fla.		0	3	40	A	Houston		0	10	89	H	Appalachian St.		1	2	149	A	South Alabama		12	2
						40	A	Houston		3	8	89	H	Appalachian St.		2	0	157	A	UTSA		8	6
						46	N	San Jose St.		12	3	90	A	New Mexico St.		4	7	157	H	UTSA		2	3
																		160	A	Ga. Southern		7	1
																		160	A	Ga. Southern		4	2
																		160	A	Ga. Southern		5	3
																		163	H	Lamar University		4	1
																		199	H	Georgia St.		5	0
																		199	H	Georgia St.		4	3
																		199	H	Georgia St.		6	0
																		211	N	Montana		7	5
																		211	N	Montana		11	3
																		221	N	Texas Southern		7	3
																		225	A	La.-Monroe		2	1
																		225	A	La.-Monroe		2	0
																		225	A	La.-Monroe		8	2
																		273	H	Incarnate Word		2	0
LAST 10 GAMES						LAST 10 GAMES						LAST 10 GAMES						LAST 10 GAMES					
						89	H	Appalachian St.		1	2	40	A	Houston		0	10						
						89	H	Appalachian St.		2	0	34	A	Colorado St.		7	3						
						199	H	Georgia St.		6	0	39	H	North Dakota St.		9	1						
						225	A	La.-Monroe		2	0	160	A	Ga. Southern		4	2						
						77	N	Wichita St.		0	3	160	A	Ga. Southern		5	3						

Non-Div. I Games:

Texas St.

Grand Canyon

Grand Canyon

RPI	S	Opponent	Score
255	H	Yale	6 3

Average RPI Win:		169	WON-LOST RECORD		WINNING PCT. RANK		LAST 10 GAMES		STRENGTH OF SCHEDULE		OPP. STRENGTH OF SCHEDULE		TEAM RPI		ADJ RPI		CONF. RPI		ADJ CONF. RPI				
DIV. I ONLY			36-12-0		.75		22		7-3-0		213		81		65		.55323		65				
DIV. I NON-CONF.			22-8-0		.73333		40		2-1-0		232		115		82		.54352		76				
TOTALS		RPI 1-25		RPI 26-50		W-L RECORDS		RPI 51-100		RPI 101-150		RPI 150+											
36-12-0		1-1-0		1-4-0		OVERALL		4-5-0		7-1-0		23-1-0											
15-4-0		0-0-0		0-0-0		HOME		2-3-0		1-1-0		12-0-0											
12-7-0		0-0-0		1-4-0		AWAY		1-2-0		4-0-0		6-1-0											
9-1-0		1-1-0		0-0-0		NEUTRAL		1-0-0		2-0-0		5-0-0											
22-8-0		1-1-0		1-4-0		NON-CONFERENCE		2-1-0		4-1-0		14-1-0											
8-2-0		0-0-0		0-0-0		HOME		1-1-0		1-1-0		6-0-0											
5-5-0		0-0-0		1-0-		AWAY		0-0-0		1-0-0		3-1-0											
9-1-0		1-1-0		0-0-0		NEUTRAL		1-0-0		2-0-0		5-0-0											
14-4-0		0-0-0		0-0-0		CONFERENCE		2-4-0		3-0-0		9-0-0											
7-2-0		0-0-0		0-0-0		HOME		1-2-0		0-0-0		6-0-0											
7-2-0		0-0-0		0-0-0		AWAY		1-2-0		3-0-0		3-0-0											
0-0-0		0-0-0		0-0-0		NEUTRAL		0-0-0		0-0-0		0-0-0											
RPI	S	Opponent		Score		RPI	S	Opponent		Score		RPI	S	Opponent		Score		RPI	S	Opponent		Score	
6	N	Florida St.		0	4	33	A	Mississippi St.		4	7	54	H	North Texas		2	5	142	A	UAB		6	2
19	N	Auburn		2	1	33	A	Mississippi St.		4	5	54	H	North Texas		4	2	142	A	UAB		8	4
						50	A	UCF		3	0	54	H	North Texas		9	10	142	A	UAB		7	4
						50	A	UCF		2	5	59	H	Southeast Mo. St.		11	3	145	A	Northwestern St.		11	3
						50	A	UCF		2	5	73	A	Marshall		6	7	145	H	Northwestern St.		4	7
												73	A	Marshall		2	10	146	N	Penn St.		6	0
												73	A	Marshall		10	8	148	H	Southeastern La.		7	4
												74	N	Missouri St.		8	4	149	N	South Alabama		2	0
												77	H	Wichita St.		3	13	157	A	UTSA		11	2
																		157	A	UTSA		13	1
																		157	A	UTSA		13	7
																		163	H	Lamar University		3	0
																		166	H	UTEP		4	3
																		166	H	UTEP		9	1
																		166	H	UTEP		3	2
																		170	N	Toledo		8	0
																		172	H	Charlotte		10	5
																		172	H	Charlotte		5	2
																		172	H	Charlotte		10	3
																		187	N	Florida A&M		9	1
																		192	A	Stetson		8	0
																		192	A	Stetson		2	3
								LAST 10 GAMES										212	N	Tennessee St.		5	4
								166 H UTEP										225	A	La.-Monroe		10	5
								166 H UTEP										225	H	La.-Monroe		6	0
								163 H Lamar University										229	H	Abilene Christian		7	4
								142 A UAB										242	N	Dartmouth		8	0
								73 A Marshall															

Non-Div. I Games:

Louisiana Tech

RPI	S	Opponent	Score	
270	H	Mississippi Val.	15	0
270	N	Mississippi Val.	6	3
275	H	Fairleigh Dickinson	7	5
293	A	Grambling	9	5
293	H	Grambling	10	2

Louisiana Tech

L
o
u
i
s
i
a
n
a
T
e
c
h

L
o
u
i
s
i
a
n
a
T
e
c
h

Average RPI Win:		193	WON-LOST RECORD		WINNING PCT. RANK		LAST 10 GAMES		STRENGTH OF SCHEDULE		OPP. STRENGTH OF SCHEDULE		TEAM RPI		ADJ RPI		CONF. RPI		ADJ CONF. RPI				
Average RPI Loss:		82																					
DIV. I ONLY			38-11-0		.77551		15		9-1-0		194		159		59		.55267		66				
DIV. I NON-CONF.			20-7-0		.74074		37		0-1-0		211		119		72		.54398		74				
TOTALS		RPI 1-25		RPI 26-50		W-L RECORDS		RPI 51-100		RPI 101-150		RPI 150+											
38-11-0		0-2-0		0-2-0		OVERALL		2-4-0		6-1-0		30-2-0											
27-1-0		0-0-0		0-0-0		HOME		2-0-0		1-1-0		24-0-0											
7-7-0		0-2-0		0-0-0		AWAY		0-3-0		3-0-0		4-2-0											
4-3-0		0-0-0		0-2-0		NEUTRAL		0-1-0		2-0-0		2-0-0											
20-7-0		0-2-0		0-2-0		NON-CONFERENCE		2-1-0		3-1-0		15-1-0											
15-1-0		0-0-0		0-0-0		HOME		2-0-0		1-1-0		12-0-0											
1-3-0		0-2-0		0-0-		AWAY		0-0-0		0-0-0		1-1-0											
4-3-0		0-0-0		0-2-0		NEUTRAL		0-1-0		2-0-0		2-0-0											
18-4-0		0-0-0		0-0-0		CONFERENCE		0-3-0		3-0-0		15-1-0											
12-0-0		0-0-0		0-0-0		HOME		0-0-0		0-0-0		12-0-0											
6-4-0		0-0-0		0-0-0		AWAY		0-3-0		3-0-0		3-1-0											
0-0-0		0-0-0		0-0-0		NEUTRAL		0-0-0		0-0-0		0-0-0											
RPI	S	Opponent		Score		RPI	S	Opponent		Score		RPI	S	Opponent		Score		RPI	S	Opponent		Score	
7	A	LSU		0	2	44	N	Indiana		4	6	60	A	Longwood		1	2	107	N	SFA		3	0
18	A	South Carolina		2	10	44	N	Indiana		0	2	60	A	Longwood		5	6	122	H	East Carolina		1	3
												60	A	Longwood		5	9	135	N	Illinois St.		3	0
												84	H	Miami (OH)		3	1	138	H	Towson		6	4
												85	H	Duke		3	1	150	A	Campbell		19	5
												91	N	St. John's (NY)		8	10	150	A	Campbell		8	4
																		150	A	Campbell		5	0
																		156	H	Radford		9	5
																		156	H	Radford		4	0
																		156	H	Radford		5	3
																		159	H	UConn		4	2
																		159	H	UConn		3	2
																		177	A	Winthrop		5	2
																		181	N	Colgate		3	2
																		184	H	Gardner-Webb		6	2
																		184	H	Gardner-Webb		6	1
																		184	H	Gardner-Webb		2	1
																		190	A	Jacksonville		4	0
																		190	A	Jacksonville		2	3
																		194	H	ETSU		3	0
																		194	H	ETSU		8	0
																		203	A	Charleston So.		1	0
																		203	A	Charleston So.		4	5
																		203	A	Charleston So.		6	1
																		217	H	Western Caro.		5	0
																		217	H	Western Caro.		8	0
																		222	N	Eastern Ill.		8	0
				LAST 10 GAMES																			
				60	A	Longwood		1	2	203	A	Charleston So.		6	1	203	A	Charleston So.		4	5		
				252	H	Robert Morris		8	0	238	H	Hampton		10	1	203	A	Charleston So.		6	1		
				150	A	Campbell		19	5	60	A	Longwood		5	9	217	H	Western Caro.		5	0		
				266	H	Presbyterian		8	0	184	H	Gardner-Webb		6	2	217	H	Western Caro.		8	0		
				156	H	Radford		9	5	190	A	Jacksonville		2	3	222	N	Eastern Ill.		8	0		

Non-Div. I Games:

USC Upstate

RPI	S	Opponent	Score	
228	H	Bowling Green	4	2
232	H	Youngstown St.	2	1
238	H	Hampton	15	0
238	H	Hampton	10	1
238	H	Hampton	9	1
252	H	Robert Morris	8	0
252	H	Robert Morris	8	0
252	H	Robert Morris	5	1
266	H	Presbyterian	8	0
266	H	Presbyterian	11	0
266	H	Presbyterian	9	1
274	H	N.C. Central	14	0

USC Upstate

U
S
C
U
P
S
t
a
t
e

U
S
C
U
P
S
t
a
t
e

Average RPI Win: 163		WON-LOST RECORD		WINNING PCT. RANK		LAST 10 GAMES		STRENGTH OF SCHEDULE		OPP. STRENGTH OF SCHEDULE		TEAM RPI		ADJ RPI		CONF. RPI		ADJ CONF. RPI	
DIV. I ONLY		23-20-0		.53488 123		8-2-0		43		95		64		.55098 67		18		18	
DIV. I NON-CONF.		13-16-0		.44828 160		3-0-0		18		53		69		.54845 69		18		18	
TOTALS		RPI 1-25		RPI 26-50		W-L RECORDS		RPI 51-100		RPI 101-150		RPI 150+							
23-20-0		0-10-0		0-0-0		OVERALL		4-4-0		5-3-0		14-3-0							
4-3-0		0-0-0		0-0-0		HOME		1-2-0		1-1-0		2-0-0							
15-11-0		0-6-0		0-0-0		AWAY		2-1-0		1-1-0		12-3-0							
4-6-0		0-4-0		0-0-0		NEUTRAL		1-1-0		3-1-0		0-0-0							
13-16-0		0-10-0		0-0-0		NON-CONFERENCE		3-2-0		3-2-0		7-2-0							
2-0-0		0-0-0		0-0-0		HOME		0-0-0		0-0-0		2-0-0							
7-10-0		0-6-0		0-0-		AWAY		2-1-0		0-1-0		5-2-0							
4-6-0		0-4-0		0-0-0		NEUTRAL		1-1-0		3-1-0		0-0-0							
10-4-0		0-0-0		0-0-0		CONFERENCE		1-2-0		2-1-0		7-1-0							
2-3-0		0-0-0		0-0-0		HOME		1-2-0		1-1-0		0-0-0							
8-1-0		0-0-0		0-0-0		AWAY		0-0-0		1-0-0		7-1-0							
0-0-0		0-0-0		0-0-0		NEUTRAL		0-0-0		0-0-0		0-0-0							
RPI S	Opponent	Score		RPI S	Opponent	Score		RPI S	Opponent	Score		RPI S	Opponent	Score					
3 A	Arizona	0	10					54 N	North Texas	0	9	108 A	Ohio	1	0				
3 A	Arizona	6	7					54 N	North Texas	6	0	108 H	Ohio	2	1				
7 A	LSU	0	8					58 A	Baylor	6	5	108 H	Ohio	2	10				
11 N	Minnesota	1	12					58 A	Baylor	1	0	114 N	LIU Brooklyn	7	1				
13 A	Michigan	1	8					61 A	FGCU	0	2	114 N	LIU Brooklyn	1	3				
13 A	Michigan	0	8					84 H	Miami (OH)	3	16	146 N	Penn St.	11	0				
13 A	Michigan	1	18					84 H	Miami (OH)	3	0	146 N	Penn St.	9	2				
14 N	James Madison	1	8					84 H	Miami (OH)	3	4	148 A	Southeastern La.	5	7				
20 N	Louisiana	1	21									169 A	Lehigh	2	5				
24 N	Drake	0	8									169 A	Lehigh	5	0				
												170 A	Toledo	8	6				
												170 A	Toledo	2	5				
												170 A	Toledo	6	1				
												174 A	Western Mich.	5	2				
												174 A	Western Mich.	6	3				
												174 A	Western Mich.	4	1				
												178 A	Monmouth	13	5				
												178 A	Monmouth	3	1				
												195 A	Pittsburgh	10	0				
												232 A	Youngstown St.	3	4				
												232 A	Youngstown St.	10	0				
												252 H	Robert Morris	11	3				
												252 H	Robert Morris	7	0				
												272 A	Akron	9	0				
												272 A	Akron	6	4				
				LAST 10 GAMES															
				13 A	Michigan	0	8	13 A	Michigan	1	8								
				54 N	North Texas	0	9	174 A	Western Mich.	4	1								
				58 A	Baylor	6	5	252 H	Robert Morris	7	0								
				58 A	Baylor	1	0	170 A	Toledo	2	5								
				232 A	Youngstown St.	3	4	272 A	Akron	6	4								

Non-Div. I Games:

Kent St.

Average RPI Win:		156	WON-LOST RECORD		WINNING PCT. RANK	LAST 10 GAMES	STRENGTH OF SCHEDULE		OPP. STRENGTH OF SCHEDULE	TEAM RPI	ADJ RPI	CONF. RPI	ADJ CONF. RPI
Average RPI Loss:		82											
DIV. I ONLY		30-17-0			.6383 67	7-3-0	128		93	69	.54982 68	22	22
DIV. I NON-CONF.		24-14-0			.63158 79	1-0-0	86		73	56	.5611 59	21	21
TOTALS		RPI 1-25	RPI 26-50		W-L RECORDS		RPI 51-100		RPI 101-150		RPI 150+		
30-17-0		1-3-0	2-5-0		OVERALL		3-4-0		6-3-0		18-2-0		
19-8-0		0-1-0	2-4-0		HOME		2-2-0		4-0-0		11-1-0		
3-6-0		0-1-0	0-0-0		AWAY		1-1-0		0-3-0		2-1-0		
8-3-0		1-1-0	0-1-0		NEUTRAL		0-1-0		2-0-0		5-0-0		
24-14-0		1-3-0	2-5-0		NON-CONFERENCE		2-2-0		6-3-0		13-1-0		
15-6-0		0-1-0	2-4-0		HOME		1-0-0		4-0-0		8-1-0		
1-5-0		0-1-0	0-0-		AWAY		1-1-0		0-3-0		0-0-0		
8-3-0		1-1-0	0-1-0		NEUTRAL		0-1-0		2-0-0		5-0-0		
6-3-0		0-0-0	0-0-0		CONFERENCE		1-2-0		0-0-0		5-1-0		
4-2-0		0-0-0	0-0-0		HOME		1-2-0		0-0-0		3-0-0		
2-1-0		0-0-0	0-0-0		AWAY		0-0-0		0-0-0		2-1-0		
0-0-0		0-0-0	0-0-0		NEUTRAL		0-0-0		0-0-0		0-0-0		
RPI S	Opponent	Score	RPI S	Opponent	Score	RPI S	Opponent	Score	RPI S	Opponent	Score		
1 H	Oklahoma	0 14	38 H	Boise St.	6 14	57 N	Fresno St.	1 4	101 H	San Diego St.	2 1		
2 A	UCLA	1 3	38 N	Boise St.	8 9	80 H	BYU	2 4	112 H	Boston U.	2 1		
10 N	Northwestern	3 2	42 H	Oregon St.	2 6	80 H	BYU	1 5	112 H	Boston U.	3 2		
19 N	Auburn	2 9	45 H	Illinois	2 5	80 H	BYU	2 0	129 N	CSUN	3 0		
			48 H	Cal St. Fullerton	3 0	81 A	Long Beach St.	0 8	133 A	Sacramento St.	1 4		
			48 H	Cal St. Fullerton	4 3	81 A	Long Beach St.	3 0	133 A	Sacramento St.	1 3		
			48 H	Cal St. Fullerton	5 12	90 H	New Mexico St.	3 2	133 A	Sacramento St.	2 4		
									134 N	UC Riverside	2 0		
									136 H	South Dakota	5 2		
									161 H	New Mexico	6 2		
									161 N	New Mexico	4 2		
									162 N	Utah St.	3 2		
									171 H	Harvard	3 2		
									175 H	Cal Poly	9 4		
									175 N	Cal Poly	7 6		
									191 H	California Baptist	3 2		
									191 H	California Baptist	3 2		
									193 H	San Diego	8 0		
									193 H	San Diego	4 3		
									193 H	San Diego	2 0		
									196 N	Idaho St.	1 0		
									201 H	UC Santa Barbara	3 2		
									217 H	Western Caro.	8 0		
									217 H	Western Caro.	2 3		
									242 H	Dartmouth	6 0		
									254 A	Santa Clara	3 4		
									254 A	Santa Clara	11 7		
			LAST 10 GAMES										
			161 N	New Mexico	4 2	80 H	BYU	1 5	217 H	Western Caro.	8 0		
			191 H	California Baptist	3 2	81 A	Long Beach St.	0 8	217 H	Western Caro.	2 3		
			254 A	Santa Clara	10 5	48 H	Cal St. Fullerton	3 0	242 H	Dartmouth	6 0		
			193 H	San Diego	8 0	133 A	Sacramento St.	2 4	254 A	Santa Clara	3 4		
			112 H	Boston U.	3 2	254 A	Santa Clara	11 7	254 A	Santa Clara	11 7		

Non-Div. I Games:

Loyola Marymount

Loyola Marymount

Average RPI Win: 168		WON-LOST	WINNING	LAST 10	STRENGTH OF		OPP. STRENGTH	TEAM	ADJ		CONF.	ADJ CONF.
Average RPI Loss: 155		RECORD	PCT. RANK	GAMES	SCHEDULE		OF SCHEDULE	RPI	RPI		RPI	RPI
DIV. I ONLY		34-8-0	.80952	12	7-3-0		247	130	68		.54849	69
DIV. I NON-CONF.		25-5-0	.83333	18	0		217	182	52		.56528	52
TOTALS		RPI 1-25	RPI 26-50		W-L RECORDS		RPI 51-100		RPI 101-150		RPI 150+	
34-8-0		0-0-0	1-1-0		OVERALL		4-1-0		9-2-0		20-4-0	
18-4-0		0-0-0	0-0-0		HOME		2-0-0		3-1-0		13-3-0	
9-1-0		0-0-0	1-0-0		AWAY		1-0-0		3-0-0		4-1-0	
7-3-0		0-0-0	0-1-0		NEUTRAL		1-1-0		3-1-0		3-0-0	
25-5-0		0-0-0	1-1-0		NON-CONFERENCE		4-1-0		4-1-0		16-2-0	
14-2-0		0-0-0	0-0-0		HOME		2-0-0		1-0-0		11-2-0	
4-0-0		0-0-0	1-0-		AWAY		1-0-0		0-0-0		2-0-0	
7-3-0		0-0-0	0-1-0		NEUTRAL		1-1-0		3-1-0		3-0-0	
9-3-0		0-0-0	0-0-0		CONFERENCE		0-0-0		5-1-0		4-2-0	
4-2-0		0-0-0	0-0-0		HOME		0-0-0		2-1-0		2-1-0	
5-1-0		0-0-0	0-0-0		AWAY		0-0-0		3-0-0		2-1-0	
0-0-0		0-0-0	0-0-0		NEUTRAL		0-0-0		0-0-0		0-0-0	
RPI S	Opponent	Score	RPI S	Opponent	Score	RPI S	Opponent	Score	RPI S	Opponent	Score	
38 N	Boise St.	4 9	62 H	Seattle U	1 0	120 N	Nevada	9 1				
46 A	San Jose St.	6 5	62 H	Seattle U	3 1	127 N	Weber St.	9 0				
			70 A	California	2 1	127 N	Weber St.	2 7				
			80 N	BYU	4 2	127 N	Weber St.	13 8				
			84 N	Miami (OH)	6 7	129 H	CSUN	1 0				
						129 H	CSUN	1 2				
						129 H	CSUN	4 2				
						133 H	Sacramento St.	4 0				
						134 A	UC Riverside	11 1				
						134 A	UC Riverside	3 1				
						134 A	UC Riverside	9 5				
						166 H	UTEP	2 1				
						166 H	UTEP	4 1				
						166 N	UTEP	15 2				
						175 H	Cal Poly	5 0				
						175 H	Cal Poly	0 1				
						175 H	Cal Poly	7 0				
						189 H	Marist	6 0				
						189 H	Marist	3 0				
						189 H	Marist	4 0				
						193 A	San Diego	2 1				
						196 H	Idaho St.	2 3				
						201 A	UC Santa Barbara	1 3				
						201 A	UC Santa Barbara	9 0				
						201 A	UC Santa Barbara	3 0				
						211 A	Montana	10 4				
						211 H	Montana	2 1				
LAST 10 GAMES												
38 N	Boise St.	4 9	134 A	UC Riverside	11 1							
166 H	UTEP	2 1	175 H	Cal Poly	7 0							
201 A	UC Santa Barbara	1 3	134 A	UC Riverside	9 5							
129 H	CSUN	1 0	134 A	UC Riverside	3 1							
189 H	Marist	3 0	175 H	Cal Poly	5 0							

Non-Div. I Games:

UC Davis

RPI	S	Opponent	Score	
233	N	Georgetown	5	4
239	H	Saint Mary's (CA)	6	0
247	N	Northern Ky.	3	0
254	H	Santa Clara	6	0
254	H	Santa Clara	10	2
275	H	Fairleigh Dickinson	5	0
289	H	Rider	13	0
289	H	Rider	1	2

UC Davis

U
C
D
a
v
i
s

U
C
D
a
v
i
s

Average RPI Win: 168		WON-LOST	WINNING	LAST 10	STRENGTH OF		OPP. STRENGTH	TEAM	ADJ	CONF.	ADJ CONF.
Average RPI Loss: 30		RECORD	PCT. RANK	GAMES	SCHEDULE		OF SCHEDULE	RPI	RPI	RPI	RPI
DIV. I ONLY		24-22-0	.52174	135	70		36	72	.54707	70	2
DIV. I NON-CONF.		21-8-0	.72414	44	156		105	55	.56463	53	2
TOTALS		RPI 1-25	RPI 26-50		W-L RECORDS		RPI 51-100		RPI 101-150		RPI 150+
24-22-0		1-12-0	4-6-0		OVERALL		3-4-0		2-0-0		14-0-0
5-8-0		0-3-0	1-4-0		HOME		0-1-0		0-0-0		4-0-0
6-9-0		0-5-0	1-2-0		AWAY		1-2-0		2-0-0		2-0-0
13-5-0		1-4-0	2-0-0		NEUTRAL		2-1-0		0-0-0		8-0-0
21-8-0		1-6-0	2-0-0		NON-CONFERENCE		2-2-0		2-0-0		14-0-0
4-1-0		0-0-0	0-0-0		HOME		0-1-0		0-0-0		4-0-0
4-2-0		0-2-0	0-0-		AWAY		0-0-0		2-0-0		2-0-0
13-5-0		1-4-0	2-0-0		NEUTRAL		2-1-0		0-0-0		8-0-0
3-14-0		0-6-0	2-6-0		CONFERENCE		1-2-0		0-0-0		0-0-0
1-7-0		0-3-0	1-4-0		HOME		0-0-0		0-0-0		0-0-0
2-7-0		0-3-0	1-2-0		AWAY		1-2-0		0-0-0		0-0-0
0-0-0		0-0-0	0-0-0		NEUTRAL		0-0-0		0-0-0		0-0-0
RPI S	Opponent	Score	RPI S	Opponent	Score	RPI S	Opponent	Score	RPI S	Opponent	Score
2 A	UCLA	0 1	26 H	Stanford	3 9	69 H	UC Davis	1 2	121 A	Hawaii	14 0
2 A	UCLA	0 6	26 H	Stanford	10 11	81 N	Long Beach St.	12 9	133 A	Sacramento St.	3 1
2 A	UCLA	2 3	35 N	Notre Dame	7 6	85 N	Duke	1 0	151 N	SIUE	8 0
4 H	Washington	0 4	37 A	Oregon	0 1	90 N	New Mexico St.	5 6	167 N	Fordham	9 0
4 H	Washington	0 8	37 A	Oregon	0 4	95 A	Utah	8 7	201 A	UC Santa Barbara	11 0
4 H	Washington	2 6	37 A	Oregon	5 3	95 A	Utah	3 7	220 H	Pacific	5 1
5 N	Texas	0 10	42 H	Oregon St.	4 1	95 A	Utah	4 5	228 N	Bowling Green	11 3
11 N	Minnesota	0 4	42 H	Oregon St.	4 6				230 N	A&M-Corpus Christi	4 1
14 N	James Madison	7 2	42 H	Oregon St.	1 7				239 A	Saint Mary's (CA)	13 5
16 N	Kentucky	0 5	48 N	Cal St. Fullerton	2 1				239 H	Saint Mary's (CA)	8 0
17 N	Oklahoma St.	1 4							273 N	Incarnate Word	7 0
20 A	Louisiana	1 7							275 H	Fairleigh Dickinson	6 1
20 A	Louisiana	3 7							275 H	Fairleigh Dickinson	12 1
									280 N	Niagara	14 3
									287 N	St. Bonaventure	8 0
									287 N	St. Bonaventure	12 0
			LAST 10 GAMES								
			275 H	Fairleigh Dickinson	12 1	37 A	Oregon	5 3			
			275 H	Fairleigh Dickinson	6 1	37 A	Oregon	0 4			
			228 N	Bowling Green	11 3	37 A	Oregon	0 1			
			16 N	Kentucky	0 5	42 H	Oregon St.	4 1			
			20 A	Louisiana	3 7	42 H	Oregon St.	4 6			

Non-Div. I Games:

California

Average RPI Win:		142	WON-LOST RECORD		WINNING PCT. RANK	LAST 10 GAMES	STRENGTH OF SCHEDULE		OPP. STRENGTH OF SCHEDULE	TEAM RPI	ADJ RPI	CONF. RPI	ADJ CONF. RPI				
DIV. I ONLY			24-23-0		.51064	139	6-4-0		58	64	80	.54667	71	8	8		
DIV. I NON-CONF.			11-14-0		.44	170	0-2-0		8	55	58	.56228	57	8	8		
TOTALS		RPI 1-25		RPI 26-50		W-L RECORDS		RPI 51-100		RPI 101-150		RPI 150+					
24-23-0		2-8-0		0-1-0		OVERALL		5-9-0		6-1-0		11-4-0					
15-5-0		2-2-0		0-0-0		HOME		1-1-0		6-0-0		6-2-0					
3-13-0		0-5-0		0-1-0		AWAY		2-4-0		0-1-0		1-2-0					
6-5-0		0-1-0		0-0-0		NEUTRAL		2-4-0		0-0-0		4-0-0					
11-14-0		2-5-0		0-1-0		NON-CONFERENCE		5-6-0		0-1-0		4-1-0					
4-4-0		2-2-0		0-0-0		HOME		1-1-0		0-0-0		1-1-0					
2-5-0		0-2-0		0-0-		AWAY		2-1-0		0-1-0		0-0-0					
5-5-0		0-1-0		0-0-0		NEUTRAL		2-4-0		0-0-0		3-0-0					
13-9-0		0-3-0		0-0-0		CONFERENCE		0-3-0		6-0-0		7-3-0					
11-1-0		0-0-0		0-0-0		HOME		0-0-0		6-0-0		5-1-0					
1-8-0		0-3-0		0-0-0		AWAY		0-3-0		0-0-0		1-2-0					
1-0-0		0-0-0		0-0-0		NEUTRAL		0-0-0		0-0-0		1-0-0					
RPI	S	Opponent		Score		RPI	S	Opponent		Score		RPI	S	Opponent		Score	
2	N	UCLA		1	2	49	A	Texas A&M		0	1	53	A	Troy		0	2
5	H	Texas		3	4							53	A	Troy		1	2
17	H	Oklahoma St.		2	1							53	A	Troy		4	7
20	A	Louisiana		2	4							54	H	North Texas		13	10
20	A	Louisiana		1	4							54	N	North Texas		12	7
20	A	Louisiana		0	2							54	N	North Texas		1	5
21	A	Texas Tech		1	9							57	N	Fresno St.		4	5
21	A	Texas Tech		4	8							58	A	Baylor		10	2
23	H	Arkansas		1	4							58	A	Baylor		5	2
23	H	Arkansas		7	4							77	H	Wichita St.		1	3
												82	A	Sam Houston St.		2	3
												82	N	Sam Houston St.		3	4
												82	N	Sam Houston St.		3	0
												96	N	Southern Miss.		3	5

Non-Div. I Games:

UT Arlington

Average RPI Win:	145	WON-LOST RECORD	WINNING PCT. RANK	LAST 10 GAMES	STRENGTH OF SCHEDULE	OPP. STRENGTH OF SCHEDULE	TEAM RPI	ADJ RPI	CONF. RPI	ADJ CONF. RPI		
DIV. I ONLY		25-18-0	.5814	98	4-6-0	75	131	70	.54663	72	14	14
DIV. I NON-CONF.		18-14-0	.5625	110	1-4-0	42	135	60	.55423	63	14	15
<hr/>												
TOTALS	RPI 1-25	RPI 26-50		W-L RECORDS		RPI 51-100		RPI 101-150		RPI 150+		
25-18-0	0-5-0	0-0-0		OVERALL		11-4-0		4-5-0		10-4-0		
11-8-0	0-1-0	0-0-0		HOME		4-1-0		2-3-0		5-3-0		
9-5-0	0-4-0	0-0-0		AWAY		5-1-0		0-0-0		4-0-0		
5-5-0	0-0-0	0-0-0		NEUTRAL		2-2-0		2-2-0		1-1-0		
18-14-0	0-5-0	0-0-0		NON-CONFERENCE		8-4-0		3-3-0		7-2-0		
10-4-0	0-1-0	0-0-0		HOME		4-1-0		1-1-0		5-1-0		
3-5-0	0-4-0	0-0-		AWAY		2-1-0		0-0-0		1-0-0		
5-5-0	0-0-0	0-0-0		NEUTRAL		2-2-0		2-2-0		1-1-0		
7-4-0	0-0-0	0-0-0		CONFERENCE		3-0-0		1-2-0		3-2-0		
1-4-0	0-0-0	0-0-0		HOME		0-0-0		1-2-0		0-2-0		
6-0-0	0-0-0	0-0-0		AWAY		3-0-0		0-0-0		3-0-0		
0-0-0	0-0-0	0-0-0		NEUTRAL		0-0-0		0-0-0		0-0-0		
RPI	S	Opponent	Score	RPI	S	Opponent	Score	RPI	S	Opponent	Score	
6	A	Florida St.	0 8					51	N	Iowa St.	2 4	
18	A	South Carolina	3 11					51	N	Iowa St.	8 4	
18	A	South Carolina	4 9					60	H	Longwood	4 3	
18	A	South Carolina	3 6					60	H	Longwood	0 2	
20	H	Louisiana	2 6					78	A	Elon	4 1	
								78	H	Elon	8 0	
								78	H	Elon	2 0	
								79	H	NC State	2 1	
								89	A	Appalachian St.	1 2	
								89	A	Appalachian St.	5 2	
								91	N	St. John's (NY)	0 6	
								91	N	St. John's (NY)	8 4	
								98	A	Chattanooga	2 0	
								98	A	Chattanooga	3 2	
								98	A	Chattanooga	4 3	
			</									

Non-Div. I Games:

UNC Greensboro

Marshall

M
a
r
s
h
a
l
l

Mars hall

Marshall

[illegible]

Non-Div. I Games:

Missouri St.

Average RPI Win:		182	WON-LOST		WINNING		LAST 10		STRENGTH OF		OPP. STRENGTH		TEAM		ADJ		CONF.		ADJ CONF.		
Average RPI Loss:		93	RECORD		PCT. RANK		GAMES		SCHEDULE		OF SCHEDULE		RPI		RPI		RPI		RPI		
DIV. I ONLY			30-10-0		.75		22		9-1-0		220		135		75		.54408		75		
DIV. I NON-CONF.			21-8-0		.72414		44		2-0-0		224		129		83		.54147		83		
TOTALS		RPI 1-25		RPI 26-50		W-L RECORDS		RPI 51-100		RPI 101-150		RPI 150+									
30-10-0		1-0-0		1-2-0		OVERALL		1-5-0		7-2-0		20-1-0									
4-0-0		0-0-0		0-0-0		HOME		0-0-0		3-0-0		1-0-0									
10-7-0		1-0-0		1-2-0		AWAY		1-2-0		2-2-0		5-1-0									
16-3-0		0-0-0		0-0-0		NEUTRAL		0-3-0		2-0-0		14-0-0									
21-8-0		1-0-0		1-2-0		NON-CONFERENCE		0-4-0		5-2-0		14-0-0									
1-0-0		0-0-0		0-0-0		HOME		0-0-0		1-0-0		0-0-0									
4-5-0		1-0-0		1-0-		AWAY		0-1-0		2-2-0		0-0-0									
16-3-0		0-0-0		0-0-0		NEUTRAL		0-3-0		2-0-0		14-0-0									
9-2-0		0-0-0		0-0-0		CONFERENCE		1-1-0		2-0-0		6-1-0									
3-0-0		0-0-0		0-0-0		HOME		0-0-0		2-0-0		1-0-0									
6-2-0		0-0-0		0-0-0		AWAY		1-1-0		0-0-0		5-1-0									
0-0-0		0-0-0		0-0-0		NEUTRAL		0-0-0		0-0-0		0-0-0									
RPI	S	Opponent		Score		RPI	S	Opponent		Score		RPI	S	Opponent		Score					
10	A	Northwestern		9	7	40	A	Houston		2	0	51	N	Iowa St.		4	6				
						40	A	Houston		0	8	63	N	Texas St.		0	3				
						48	A	Cal St. Fullerton		1	5	77	A	Wichita St.		2	6				
												81	N	Long Beach St.		0	5				
												91	A	St. John's (NY)		5	4				
												91	A	St. John's (NY)		1	5				
														112 N Boston U.		4	2				
														121 A Hawaii		4	3				
														124 A Memphis		4	5				
														125 H Providence		8	0				
														125 H Providence		8	2				
														131 N Belmont		2	1				
														132 A Samford		0	6				
														132 A Samford		5	2				
														135 H Illinois St.		6	5				
														161 N New Mexico		9	5				
														161 N New Mexico		4	2				
														171 N Harvard		5	0				
														180 H Seton Hall		8	6				
														199 N Georgia St.		4	0				
														204 N UMKC		2	1				
														214 N Evansville		9	1				
														221 N Texas Southern		7	0				
														222 N Eastern Ill.		6	4				
														224 A Butler		1	8				
														224 A Butler		8	5				
														224 A Butler		6	3				
														233 A Georgetown		7	1				
														233 A Georgetown		12	4				
														233 A Georgetown		5	3				
														248 N IUPUI		11	8				
														253 N Purdue Fort Wayne		1	0				
														262 N Green Bay		10	1				
LAST 10 GAMES						221 N Texas Southern						7	0	224 A Butler						6	3
						161 N New Mexico						4	2	91 A St. John's (NY)						1	5
						125 H Providence						8	2	135 H Illinois St.						6	5
						91 A St. John's (NY)						5	4	125 H Providence						8	0
						233 A Georgetown						5	3	233 A Georgetown						12	4

Non-Div. I Games:

DePaul

RPI	S	Opponent	Score	
262	N	Green Bay	5	4
268	N	Canisius	10	3
268	N	Canisius	11	5

DePaul

D
e
P
a
u
l

D
e
P
a
u
l

Average RPI Win: 139		WON-LOST RECORD		WINNING PCT. RANK		LAST 10 GAMES		STRENGTH OF SCHEDULE		OPP. STRENGTH OF SCHEDULE		TEAM RPI		ADJ RPI		CONF. RPI		ADJ CONF. RPI					
DIV. I ONLY		23-17-0		.575 104		6-4-0		108		63		79		.54347 76		11		10					
DIV. I NON-CONF.		13-10-0		.56522 109		1-0-0		98		34		85		.5433 77		10		9					
TOTALS		RPI 1-25		RPI 26-50		W-L RECORDS		RPI 51-100		RPI 101-150		RPI 150+											
23-17-0		0-3-0		2-4-0		OVERALL		5-5-0		7-4-0		9-1-0											
3-5-0		0-2-0		0-0-0		HOME		1-2-0		0-0-0		2-1-0											
12-4-0		0-1-0		1-0-0		AWAY		1-1-0		5-2-0		5-0-0											
8-8-0		0-0-0		1-4-0		NEUTRAL		3-2-0		2-2-0		2-0-0											
13-10-0		0-1-0		2-4-0		NON-CONFERENCE		4-3-0		2-2-0		5-0-0											
0-0-0		0-0-0		0-0-0		HOME		0-0-0		0-0-0		0-0-0											
5-2-0		0-1-0		1-0-		AWAY		1-1-0		0-0-0		3-0-0											
8-8-0		0-0-0		1-4-0		NEUTRAL		3-2-0		2-2-0		2-0-0											
10-7-0		0-2-0		0-0-0		CONFERENCE		1-2-0		5-2-0		4-1-0											
3-5-0		0-2-0		0-0-0		HOME		1-2-0		0-0-0		2-1-0											
7-2-0		0-0-0		0-0-0		AWAY		0-0-0		5-2-0		2-0-0											
0-0-0		0-0-0		0-0-0		NEUTRAL		0-0-0		0-0-0		0-0-0											
RPI	S	Opponent		Score		RPI	S	Opponent		Score		RPI	S	Opponent		Score							
12	A	Tennessee		0	8	26	N	Stanford		5	12	62	N	Seattle U		5	4	106	A	UNI	9	1	
24	H	Drake		6	7	29	N	Louisville		0	6	63	N	Texas St.		12	10	106	A	UNI	1	4	
24	H	Drake		1	6	29	N	Louisville		5	7	74	H	Missouri St.		3	4	106	A	UNI	2	11	
						30	A	Missouri		8	1	74	H	Missouri St.		2	0	127	N	Weber St.	2	10	
						37	N	Oregon		3	13	74	H	Missouri St.		2	3	135	A	Illinois St.	8	4	
						46	N	San Jose St.		14	6	87	N	Purdue		12	3	137	A	Loyola Chicago	12	5	
												87	N	Purdue		2	4	137	A	Loyola Chicago	9	4	
												90	A	New Mexico St.		4	3	137	A	Loyola Chicago	7	1	
												90	A	New Mexico St.		7	8	140	N	Virginia	2	3	
												95	N	Utah		1	2	149	N	South Alabama	12	4	
																		149	N	South Alabama	4	3	
																		151	A	SIUE	11	1	
																		176	H	Valparaiso	3	5	
																		176	H	Valparaiso	9	1	
																		176	H	Valparaiso	8	3	
																		183	A	Tennessee Tech	7	6	
																		183	A	Tennessee Tech	11	1	
																		211	N	Montana	7	6	
																		214	A	Evansville	4	2	
																		214	A	Evansville	3	1	
																		290	N	Savannah St.	11	3	
						LAST 10 GAMES																	
						106	A	UNI		2	11	176	H	Valparaiso		8	3						
						106	A	UNI		9	1	214	A	Evansville		4	2						
						183	A	Tennessee Tech		11	1	74	H	Missouri St.		2	3						
						29	N	Louisville		0	6	137	A	Loyola Chicago		9	4						
						29	N	Louisville		5	7	24	H	Drake		6	7						

Non-Div. I Games:

Bradley

Average RPI Win: 137		WON-LOST	WINNING	LAST 10	STRENGTH OF		OPP. STRENGTH	TEAM	ADJ	CONF.	ADJ CONF.
Average RPI Loss: 82		RECORD	PCT. RANK	GAMES	SCHEDULE		OF SCHEDULE	RPI	RPI	RPI	RPI
DIV. I ONLY		28-20-0	.58333	97	7-3-0		111	70	77	.54317	77
DIV. I NON-CONF.		19-14-0	.57576	105	0-2-0		107	77	90	.5394	89
TOTALS		RPI 1-25	RPI 26-50		W-L RECORDS		RPI 51-100		RPI 101-150		RPI 150+
28-20-0		0-5-0	3-7-0		OVERALL		8-1-0		7-1-0		10-6-0
9-8-0		0-1-0	1-4-0		HOME		4-0-0		3-1-0		1-2-0
8-5-0		0-3-0	2-1-0		AWAY		2-0-0		3-0-0		1-1-0
11-7-0		0-1-0	0-2-0		NEUTRAL		2-1-0		1-0-0		8-3-0
19-14-0		0-5-0	0-4-0		NON-CONFERENCE		8-1-0		2-0-0		9-4-0
5-3-0		0-1-0	0-2-0		HOME		4-0-0		1-0-0		0-0-0
3-4-0		0-3-0	0-0-		AWAY		2-0-0		0-0-0		1-1-0
11-7-0		0-1-0	0-2-0		NEUTRAL		2-1-0		1-0-0		8-3-0
9-6-0		0-0-0	3-3-0		CONFERENCE		0-0-0		5-1-0		1-2-0
4-5-0		0-0-0	1-2-0		HOME		0-0-0		2-1-0		1-2-0
5-1-0		0-0-0	2-1-0		AWAY		0-0-0		3-0-0		0-0-0
0-0-0		0-0-0	0-0-0		NEUTRAL		0-0-0		0-0-0		0-0-0
RPI S	Opponent	Score	RPI S	Opponent	Score	RPI S	Opponent	Score	RPI S	Opponent	Score
11 N	Minnesota	0 5	28 N	Virginia Tech	3 11	59 N	Southeast Mo. St.	8 0	122 H	East Carolina	11 5
17 A	Oklahoma St.	0 3	30 H	Missouri	1 7	63 N	Texas St.	3 0	122 H	East Carolina	8 0
17 H	Oklahoma St.	6 9	30 H	Missouri	3 7	65 A	Louisiana Tech	13 3	122 H	East Carolina	2 3
23 A	Arkansas	1 9	39 N	North Dakota St.	4 6	71 A	UT Arlington	3 1	124 A	Memphis	10 3
23 A	Arkansas	3 4	40 H	Houston	4 5	75 H	DePaul	6 2	124 A	Memphis	15 3
			40 H	Houston	13 5	98 N	Chattanooga	2 3	124 A	Memphis	8 4
			40 H	Houston	0 8	99 H	Nebraska	7 5	130 H	Kansas	11 10
			50 A	UCF	6 3	99 H	Nebraska	10 1	138 N	Towson	5 4
			50 A	UCF	2 1	99 H	Nebraska	6 2	158 A	Col. of Charleston	1 4
			50 A	UCF	2 3				159 H	UConn	2 4
									159 H	UConn	0 4
									159 H	UConn	8 6
									165 N	Central Mich.	6 2
									178 N	Monmouth	4 7
									195 N	Pittsburgh	7 2
									195 N	Pittsburgh	2 4
									219 N	Prairie View	2 5
									221 A	Texas Southern	8 1
									221 N	Texas Southern	11 0
									229 N	Abilene Christian	3 2
									229 N	Abilene Christian	8 1
									229 N	Abilene Christian	5 1
									270 N	Mississippi Val.	11 5
									275 N	Fairleigh Dickinson	8 0
			LAST 10 GAMES								
			124 A	Memphis	8 4	63 N	Texas St.	3 0			
			124 A	Memphis	10 3	221 N	Texas Southern	11 0			
			23 A	Arkansas	3 4	229 N	Abilene Christian	3 2			
			23 A	Arkansas	1 9	99 H	Nebraska	7 5			
			99 H	Nebraska	10 1	30 H	Missouri	3 7			

Non-Div. I Games:

Wichita St.

Average RPI Win: 161		WON-LOST RECORD		WINNING PCT. RANK		LAST 10 GAMES		STRENGTH OF SCHEDULE		OPP. STRENGTH OF SCHEDULE		TEAM RPI		ADJ RPI		CONF. RPI		ADJ CONF. RPI	
DIV. I ONLY		26-17-1		.60227 84		7-3-0		97		132		73		.54111 78		12		13	
DIV. I NON-CONF.		17-11-1		.60345 90		1-0-0		162		116		103		.52735 106		13		13	
TOTALS		RPI 1-25		RPI 26-50		W-L RECORDS		RPI 51-100		RPI 101-150		RPI 150+							
26-17-1		1-3-0		1-1-0		OVERALL		6-4-1		4-4-0		14-5-0							
17-6-0		0-0-0		0-0-0		HOME		6-1-0		2-3-0		9-2-0							
6-9-0		1-3-0		1-1-0		AWAY		0-2-0		0-0-0		4-3-0							
3-2-1		0-0-0		0-0-0		NEUTRAL		0-1-1		2-1-0		1-0-0							
17-11-1		0-1-0		1-1-0		NON-CONFERENCE		6-4-1		2-3-0		8-2-0							
13-4-0		0-0-0		0-0-0		HOME		6-1-0		0-2-0		7-1-0							
1-5-0		0-1-0		1-0-		AWAY		0-2-0		0-0-0		0-1-0							
3-2-1		0-0-0		0-0-0		NEUTRAL		0-1-1		2-1-0		1-0-0							
9-6-0		1-2-0		0-0-0		CONFERENCE		0-0-0		2-1-0		6-3-0							
4-2-0		0-0-0		0-0-0		HOME		0-0-0		2-1-0		2-1-0							
5-4-0		1-2-0		0-0-0		AWAY		0-0-0		0-0-0		4-2-0							
0-0-0		0-0-0		0-0-0		NEUTRAL		0-0-0		0-0-0		0-0-0							
RPI S	Opponent	Score		RPI S	Opponent	Score		RPI S	Opponent	Score		RPI S	Opponent	Score					
6 A	Florida St.	1	15	31 A	Georgia	0	5	52 N	Lipscomb	8	8	132 N	Samford	0	4				
14 A	James Madison	3	10	31 A	Georgia	5	4	52 N	Lipscomb	4	5	132 N	Samford	8	2				
14 A	James Madison	5	3					60 H	Longwood	5	2	140 H	Virginia	3	7				
14 A	James Madison	2	13					72 A	UNC Greensboro	0	8	143 H	UNCW	3	6				
								72 A	UNC Greensboro	0	2	143 H	UNCW	2	1				
								72 H	UNC Greensboro	1	4	143 H	UNCW	1	0				
								79 H	NC State	5	4	147 N	Western Ill.	6	3				
								85 H	Duke	5	4	150 H	Campbell	2	6				
								89 H	Appalachian St.	4	0	156 H	Radford	8	4				
								89 H	Appalachian St.	10	2	158 A	Col. of Charleston	6	3				
								97 H	Eastern Ky.	7	5	158 A	Col. of Charleston	5	12				
												158 A	Col. of Charleston	3	2				
												172 A	Charlotte	2	7				
												185 H	Delaware	1	5				
												185 H	Delaware	8	3				
												185 H	Delaware	3	2				
												209 A	Drexel	13	10				
												209 A	Drexel	5	4				
												209 A	Drexel	4	15				
												228 N	Bowling Green	2	1				
												238 H	Hampton	9	7				
												247 H	Northern Ky.	9	2				
												256 H	Oakland	4	5				
												264 H	Lafayette	7	1				
												264 H	Lafayette	9	8				
												281 H	La Salle	9	0				
												282 H	N.C. A&T	7	0				
				LAST 10 GAMES															
				143 H	UNCW	2	1	143 H	UNCW	1	0	256 H	Oakland	4	5				
				31 A	Georgia	0	5	158 A	Col. of Charleston	6	3	264 H	Lafayette	7	1				
				264 H	Lafayette	9	8	14 A	James Madison	5	3	264 H	Lafayette	9	8				
				264 H	Lafayette	7	1	209 A	Drexel	5	4	281 H	La Salle	9	0				
				97 H	Eastern Ky.	7	5	185 H	Delaware	3	2	282 H	N.C. A&T	7	0				

NC State				Through Games Of April 21, 2019											
Average RPI Win: 137		WON-LOST	WINNING	LAST 10	STRENGTH OF		OPP. STRENGTH	TEAM	ADJ		CONF.	ADJ CONF.			
Average RPI Loss: 68		RECORD	PCT. RANK	GAMES	SCHEDULE		OF SCHEDULE	RPI	RPI		RPI	RPI			
DIV. I ONLY		25-22-0	.53191 125	5-5-0	81		50	78	.54063 79		5	5			
DIV. I NON-CONF.		19-10-0	.65517 67	1-1-0	134		70	64	.55219 66		5	5			
TOTALS		RPI 1-25	RPI 26-50		W-L RECORDS		RPI 51-100		RPI 101-150		RPI 150+				
25-22-0		2-5-0	1-7-0		OVERALL		2-5-0		11-3-0		9-2-0				
11-10-0		0-0-0	0-5-0		HOME		0-2-0		8-2-0		3-1-0				
9-9-0		1-3-0	1-2-0		AWAY		2-3-0		2-1-0		3-0-0				
5-3-0		1-2-0	0-0-0		NEUTRAL		0-0-0		1-0-0		3-1-0				
19-10-0		2-2-0	0-2-0		NON-CONFERENCE		0-4-0		8-0-0		9-2-0				
10-5-0		0-0-0	0-2-0		HOME		0-2-0		7-0-0		3-1-0				
4-2-0		1-0-0	0-0-		AWAY		0-2-0		0-0-0		3-0-0				
5-3-0		1-2-0	0-0-0		NEUTRAL		0-0-0		1-0-0		3-1-0				
6-12-0		0-3-0	1-5-0		CONFERENCE		2-1-0		3-3-0		0-0-0				
1-5-0		0-0-0	0-3-0		HOME		0-0-0		1-2-0		0-0-0				
5-7-0		0-3-0	1-2-0		AWAY		2-1-0		2-1-0		0-0-0				
0-0-0		0-0-0	0-0-0		NEUTRAL		0-0-0		0-0-0		0-0-0				
RPI S	Opponent	Score		RPI S	Opponent	Score		RPI S	Opponent	Score		RPI S	Opponent	Score	
3 N	Arizona	4	1	28 H	Virginia Tech	0	1	72 A	UNC Greensboro	1	2	110 H	Murray St.	9	1
6 A	Florida St.	6	8	28 H	Virginia Tech	1	12	78 A	Elon	4	5	110 H	Murray St.	10	1
6 A	Florida St.	0	9	28 H	Virginia Tech	2	4	85 A	Duke	5	4	118 A	Boston College	16	9
6 A	Florida St.	0	8	35 A	Notre Dame	3	12	85 A	Duke	2	1	118 A	Boston College	6	3
9 N	Florida	1	2	35 A	Notre Dame	2	11	85 A	Duke	1	8	118 A	Boston College	3	4
13 N	Michigan	3	4	35 A	Notre Dame	9	4	99 H	Nebraska	0	6	122 H	East Carolina	5	1
25 A	South Fla.	2	1	36 H	Wisconsin	1	3	99 H	Nebraska	2	7	126 H	Syracuse	3	5
				36 H	Wisconsin	3	6					126 H	Syracuse	7	2
												126 H	Syracuse	2	5
												130 H	Kansas	4	1
												135 N	Illinois St.	10	9
												143 H	UNCW	3	2
												150 H	Campbell	8	0
												150 H	Campbell	9	1
												158 A	Col. of Charleston	2	0
												172 A	Charlotte	12	2
												176 H	Valparaiso	0	4
												177 H	Winthrop	4	2
												189 N	Marist	3	0
												203 A	Charleston So.	8	2
												203 H	Charleston So.	6	0
												216 H	UMBC	2	1
												232 N	Youngstown St.	1	0
												240 N	Bryant	4	0
												261 N	Rhode Island	0	1
				LAST 10 GAMES											
35 A	Notre Dame	3	12	85 A	Duke	2	1	35 A	Notre Dame	2	11	122 H	East Carolina	5	1
35 A	Notre Dame	9	4	122 H	East Carolina	5	1	126 H	Syracuse	3	5	126 H	Syracuse	7	2
36 H	Wisconsin	1	3												
85 A	Duke	5	4												
85 A	Duke	1	8												

Non-Div. I Games:

NC State

Average RPI Win:		131	WON-LOST RECORD		WINNING PCT. RANK	LAST 10 GAMES		STRENGTH OF SCHEDULE		OPP. STRENGTH OF SCHEDULE	TEAM RPI	ADJ RPI	CONF. RPI	ADJ CONF. RPI			
Average RPI Loss:		81															
DIV. I ONLY			19-22-0		.46341	168	5-5-0		42		92	87	.54002	81	13	12	
DIV. I NON-CONF.			13-16-0		.44828	160	0		22		74	78	.54884	68	12	11	
TOTALS		RPI 1-25		RPI 26-50		W-L RECORDS		RPI 51-100		RPI 101-150		RPI 150+					
19-22-0		0-3-0		4-6-0		OVERALL		3-5-0		4-6-0		8-2-0					
7-11-0		0-1-0		2-4-0		HOME		2-3-0		0-2-0		3-1-0					
3-4-0		0-0-0		0-1-0		AWAY		0-0-0		3-3-0		0-0-0					
9-7-0		0-2-0		2-1-0		NEUTRAL		1-2-0		1-1-0		5-1-0					
13-16-0		0-3-0		3-4-0		NON-CONFERENCE		3-5-0		1-3-0		6-1-0					
4-8-0		0-1-0		1-2-0		HOME		2-3-0		0-2-0		1-0-0					
0-1-0		0-0-0		0-0-		AWAY		0-0-0		0-0-0		0-0-0					
9-7-0		0-2-0		2-1-0		NEUTRAL		1-2-0		1-1-0		5-1-0					
6-6-0		0-0-0		1-2-0		CONFERENCE		0-0-0		3-3-0		2-1-0					
3-3-0		0-0-0		1-2-0		HOME		0-0-0		0-0-0		2-1-0					
3-3-0		0-0-0		0-0-0		AWAY		0-0-0		3-3-0		0-0-0					
0-0-0		0-0-0		0-0-0		NEUTRAL		0-0-0		0-0-0		0-0-0					
RPI	S	Opponent		Score		RPI	S	Opponent		Score		RPI	S	Opponent		Score	
2	H	UCLA		3	5	27	N	North Carolina		8	4	51	N	Iowa St.		1	2
3	N	Arizona		3	12	38	H	Boise St.		3	4	56	H	Liberty		7	0
10	N	Northwestern		1	2	38	N	Boise St.		0	3	57	H	Fresno St.		3	6
						42	H	Oregon St.		2	4	68	H	Loyola Marymount		8	0
						42	H	Oregon St.		6	4	68	H	Loyola Marymount		0	3
						43	A	UNLV		5	6	70	N	California		9	12
						46	N	San Jose St.		5	0	75	N	DePaul		5	0
						48	H	Cal St. Fullerton		2	5	80	H	BYU		6	11
						48	H	Cal St. Fullerton		6	9						
						48	H	Cal St. Fullerton		1	0						
								LAST 10 GAMES									
						10	N	Northwestern		1	2	134	A	UC Riverside		3	11
						201	H	UC Santa Barbara		6	1	201	H	UC Santa Barbara		6	5
						48	H	Cal St. Fullerton		1	0	201	H	UC Santa Barbara		2	6
						121	A	Hawaii		3	11	48	H	Cal St. Fullerton		6	9
						68	H	Loyola Marymount		8	0	48	H	Cal St. Fullerton		2	5

Non-Div. I Games:

Long Beach St.

Average RPI Win:		163	WON-LOST RECORD		WINNING PCT. RANK		LAST 10 GAMES		STRENGTH OF SCHEDULE		OPP. STRENGTH OF SCHEDULE		TEAM RPI		ADJ RPI		CONF. RPI		ADJ CONF. RPI					
DIV. I ONLY			26-19-0		.57778 102		10-0-0		105		82		81		.53955 82		20		19					
DIV. I NON-CONF.			9-15-0		.375 213		1-0-0		23		11		100		.53163 98		15		14					
TOTALS		RPI 1-25		RPI 26-50		W-L RECORDS		RPI 51-100		RPI 101-150		RPI 150+												
26-19-0		0-7-0		1-3-0		OVERALL		6-5-0		3-3-0		16-1-0												
11-4-0		0-0-0		0-0-0		HOME		1-1-0		1-2-0		9-1-0												
9-7-0		0-1-0		0-3-0		AWAY		3-2-0		0-1-0		6-0-0												
6-8-0		0-6-0		1-0-0		NEUTRAL		2-2-0		2-0-0		1-0-0												
9-15-0		0-7-0		1-3-0		NON-CONFERENCE		4-4-0		2-1-0		2-0-0												
2-1-0		0-0-0		0-0-0		HOME		1-1-0		0-0-0		1-0-0												
1-6-0		0-1-0		0-0-		AWAY		1-1-0		0-1-0		0-0-0												
6-8-0		0-6-0		1-0-0		NEUTRAL		2-2-0		2-0-0		1-0-0												
17-4-0		0-0-0		0-0-0		CONFERENCE		2-1-0		1-2-0		14-1-0												
9-3-0		0-0-0		0-0-0		HOME		0-0-0		1-2-0		8-1-0												
8-1-0		0-0-0		0-0-0		AWAY		2-1-0		0-0-0		6-0-0												
0-0-0		0-0-0		0-0-0		NEUTRAL		0-0-0		0-0-0		0-0-0												
RPI	S	Opponent		Score		RPI	S	Opponent		Score		RPI	S	Opponent		Score								
5	A	Texas		1	9	40	A	Houston		1	2	54	H	North Texas		0	2	124	A	Memphis		3	5	
15	N	Ole Miss		1	5	45	N	Illinois		10	6	58	A	Baylor		0	7	137	N	Loyola Chicago		4	3	
15	N	Ole Miss		1	2	49	A	Texas A&M		3	4	63	A	Texas St.		4	3	137	N	Loyola Chicago		5	3	
16	N	Kentucky		0	6	49	A	Texas A&M		4	5	71	H	UT Arlington		3	2	145	H	Northwestern St.		6	0	
17	N	Oklahoma St.		0	3							71	N	UT Arlington		4	3	145	H	Northwestern St.		4	6	
22	N	Tulsa		1	8							71	N	UT Arlington		0	3	145	H	Northwestern St.		3	6	
22	N	Tulsa		2	3							88	A	Nicholls St.		4	3	163	H	Lamar University		3	2	
												88	A	Nicholls St.		3	2	163	H	Lamar University		5	2	
												88	A	Nicholls St.		0	1	163	H	Lamar University		3	5	
												96	N	Southern Miss.		3	2	182	N	UT Martin		8	0	
												96	N	Southern Miss.		1	2	188	H	Houston Baptist		8	0	
																		188	H	Houston Baptist		6	2	
																		188	H	Houston Baptist		1	0	
																		206	A	Central Ark.		10	2	
																		206	A	Central Ark.		3	1	
																		206	A	Central Ark.		5	2	
																		221	H	Texas Southern		7	2	
																		229	H	Abilene Christian		10	0	
																		229	H	Abilene Christian		5	4	
																		229	H	Abilene Christian		8	0	
																		230	A	A&M-Corpus Christi		3	1	
																		230	A	A&M-Corpus Christi		8	0	
																		230	A	A&M-Corpus Christi		3	0	
LAST 10 GAMES																								
						163	H	Lamar University		3	5	206	A	Central Ark.		10	2	230	A	A&M-Corpus Christi		8	0	
						49	A	Texas A&M		4	5	145	H	Northwestern St.		4	6							
						137	N	Loyola Chicago		4	3	229	H	Abilene Christian		5	4							
						96	N	Southern Miss.		1	2	188	H	Houston Baptist		6	2							
						230	A	A&M-Corpus Christi		3	1	88	A	Nicholls St.		0	1							

Non-Div. I Games:

Sam Houston St.

Average RPI Win: 167		WON-LOST	WINNING	LAST 10	STRENGTH OF		OPP. STRENGTH	TEAM	ADJ		CONF.	ADJ CONF.
Average RPI Loss: 69		RECORD	PCT. RANK	GAMES	SCHEDULE		OF SCHEDULE	RPI	RPI		RPI	RPI
DIV. I ONLY		22-20-0	.52381	131	6-4-0		52	97	76		.5384	83
DIV. I NON-CONF.		16-11-0	.59259	95	0		109	214	101		.52754	105
TOTALS		RPI 1-25	RPI 26-50		W-L RECORDS		RPI 51-100		RPI 101-150		RPI 150+	
22-20-0		0-7-0	1-3-0		OVERALL		4-5-0		4-2-0		13-3-0	
3-4-0		0-3-0	0-0-0		HOME		2-1-0		0-0-0		1-0-0	
6-10-0		0-4-0	1-3-0		AWAY		0-0-0		4-2-0		1-1-0	
13-6-0		0-0-0	0-0-0		NEUTRAL		2-4-0		0-0-0		11-2-0	
16-11-0		0-1-0	0-1-0		NON-CONFERENCE		2-4-0		1-2-0		13-3-0	
1-0-0		0-0-0	0-0-0		HOME		0-0-0		0-0-0		1-0-0	
2-5-0		0-1-0	0-0-		AWAY		0-0-0		1-2-0		1-1-0	
13-6-0		0-0-0	0-0-0		NEUTRAL		2-4-0		0-0-0		11-2-0	
6-9-0		0-6-0	1-2-0		CONFERENCE		2-1-0		3-0-0		0-0-0	
2-4-0		0-3-0	0-0-0		HOME		2-1-0		0-0-0		0-0-0	
4-5-0		0-3-0	1-2-0		AWAY		0-0-0		3-0-0		0-0-0	
0-0-0		0-0-0	0-0-0		NEUTRAL		0-0-0		0-0-0		0-0-0	
RPI S	Opponent	Score	RPI S	Opponent	Score	RPI S	Opponent	Score	RPI S	Opponent	Score	
10 A	Northwestern	0 8	41 A	Ohio St.	0 2	56 N	Liberty	3 5	116 A	FIU	1 6	
10 A	Northwestern	1 9	41 A	Ohio St.	0 8	56 N	Liberty	1 2	116 A	FIU	3 4	
10 A	Northwestern	3 5	41 A	Ohio St.	8 6	92 H	Iowa	1 0	140 A	Virginia	4 0	
13 H	Michigan	4 7	49 A	Texas A&M	6 7	92 H	Iowa	3 1	146 A	Penn St.	5 3	
13 H	Michigan	2 10				92 H	Iowa	0 4	146 A	Penn St.	6 1	
13 H	Michigan	0 7				93 N	McNeese	4 6	146 A	Penn St.	3 0	
14 A	James Madison	1 10				93 N	McNeese	2 1	155 N	Saint Joseph's	6 5	
						94 N	Jacksonville St.	2 11	155 N	Saint Joseph's	8 4	
						94 N	Jacksonville St.	13 5	167 H	Fordham	10 2	
									173 A	Mercer	1 2	
									173 A	Mercer	8 4	
									178 N	Monmouth	0 8	
									178 N	Monmouth	2 1	
									183 N	Tennessee Tech	9 1	
									198 N	Columbia	3 2	
									200 N	Binghamton	1 2	
									202 N	Army West Point	12 4	
									214 N	Evansville	9 1	
									252 N	Robert Morris	8 0	
									252 N	Robert Morris	11 2	
									265 N	Quinnipiac	9 1	
									279 N	Morgan St.	8 0	
			LAST 10 GAMES									
			146 A	Penn St.	3 0	183 N	Tennessee Tech	9 1				
			146 A	Penn St.	5 3	92 H	Iowa	0 4				
			155 N	Saint Joseph's	6 5	92 H	Iowa	3 1				
			10 A	Northwestern	1 9	92 H	Iowa	1 0				
			10 A	Northwestern	3 5	146 A	Penn St.	6 1				

Non-Div. I Games:

Rutgers

Average RPI Win:		175	WON-LOST RECORD		WINNING PCT. RANK		LAST 10 GAMES		STRENGTH OF SCHEDULE		OPP. STRENGTH OF SCHEDULE		TEAM RPI		ADJ RPI		CONF. RPI		ADJ CONF. RPI	
DIV. I ONLY			26-14-0		.65 63		8-2-0		155		151		85		.53838 84		18		18	
DIV. I NON-CONF.			15-10-0		.6 91		0		93		169		86		.54195 82		18		18	
TOTALS		RPI 1-25		RPI 26-50		W-L RECORDS		RPI 51-100		RPI 101-150		RPI 150+								
26-14-0		0-1-0		2-0-0		OVERALL		4-6-0		4-4-0		16-3-0								
9-4-0		0-0-0		0-0-0		HOME		1-0-0		1-1-0		7-3-0								
10-5-0		0-1-0		2-0-0		AWAY		2-3-0		2-1-0		4-0-0								
7-5-0		0-0-0		0-0-0		NEUTRAL		1-3-0		1-2-0		5-0-0								
15-10-0		0-1-0		2-0-0		NON-CONFERENCE		2-5-0		2-3-0		9-1-0								
4-2-0		0-0-0		0-0-0		HOME		1-0-0		1-1-0		2-1-0								
4-3-0		0-1-0		2-0-		AWAY		0-2-0		0-0-0		2-0-0								
7-5-0		0-0-0		0-0-0		NEUTRAL		1-3-0		1-2-0		5-0-0								
11-4-0		0-0-0		0-0-0		CONFERENCE		2-1-0		2-1-0		7-2-0								
5-2-0		0-0-0		0-0-0		HOME		0-0-0		0-0-0		5-2-0								
6-2-0		0-0-0		0-0-0		AWAY		2-1-0		2-1-0		2-0-0								
0-0-0		0-0-0		0-0-0		NEUTRAL		0-0-0		0-0-0		0-0-0								
RPI	S	Opponent		Score		RPI	S	Opponent		Score		RPI	S	Opponent		Score				
16	A	Kentucky		1	9	43	A	UNLV		1	0	52	A	Lipscomb		1	6			
						47	A	Southern Ill.		7	5	62	N	Seattle U		2	7			
												66	A	USC Upstate		1	3			
												67	A	Kent St.		16	3			
												67	A	Kent St.		4	3			
												67	A	Kent St.		0	3			
												69	N	UC Davis		7	6			
												89	H	Appalachian St.		5	4			
												89	N	Appalachian St.		4	6			
												92	N	Iowa		1	2			
							</													

Non-Div. I Games:

Miami (OH)

Duke				Through Games Of April 21, 2019															
Average RPI Win: 122		WON-LOST RECORD		WINNING PCT. RANK		LAST 10 GAMES		STRENGTH OF SCHEDULE		OPP. STRENGTH OF SCHEDULE		TEAM RPI		ADJ RPI		CONF. RPI		ADJ CONF. RPI	
DIV. I ONLY		24-27-0		.47059 160		5-5-0		48		51		83		.53738 85		5		5	
DIV. I NON-CONF.		12-17-0		.41379 191		2-2-0		21		40		88		.53944 87		5		5	
TOTALS		RPI 1-25		RPI 26-50		W-L RECORDS		RPI 51-100		RPI 101-150		RPI 150+							
24-27-0		0-6-0		2-9-0		OVERALL		8-6-0		8-4-0		6-2-0							
13-14-0		0-0-0		1-8-0		HOME		3-3-0		3-2-0		6-1-0							
8-7-0		0-3-0		0-0-0		AWAY		3-2-0		5-2-0		0-0-0							
3-6-0		0-3-0		1-1-0		NEUTRAL		2-1-0		0-0-0		0-1-0							
12-17-0		0-6-0		0-4-0		NON-CONFERENCE		4-4-0		4-2-0		4-1-0							
9-6-0		0-0-0		0-3-0		HOME		2-1-0		3-2-0		4-0-0							
1-5-0		0-3-0		0-0-		AWAY		0-2-0		1-0-0		0-0-0							
2-6-0		0-3-0		0-1-0		NEUTRAL		2-1-0		0-0-0		0-1-0							
12-10-0		0-0-0		2-5-0		CONFERENCE		4-2-0		4-2-0		2-1-0							
4-8-0		0-0-0		1-5-0		HOME		1-2-0		0-0-0		2-1-0							
7-2-0		0-0-0		0-0-0		AWAY		3-0-0		4-2-0		0-0-0							
1-0-0		0-0-0		1-0-0		NEUTRAL		0-0-0		0-0-0		0-0-0							
RPI	S	Opponent		Score		RPI	S	Opponent		Score		RPI	S	Opponent		Score			
4	N	Washington		1	4	27	H	North Carolina		2	4	56	H	Liberty		6	10		
10	N	Northwestern		5	6	27	H	North Carolina		2	1	56	N	Liberty		3	1		
14	A	James Madison		5	6	27	H	North Carolina		1	8	60	H	Longwood		4	1		
14	A	James Madison		3	11	28	H	Virginia Tech		1	2	60	H	Longwood		6	3		
18	A	South Carolina		4	5	28	H	Virginia Tech		0	6	66	A	USC Upstate		1	3		
18	N	South Carolina		2	3	28	H	Virginia Tech		0	3	70	N	California		0	1		
						33	H	Mississippi St.		2	3	78	A	Elon		4	5		
						35	N	Notre Dame		7	3	79	H	NC State		1	2		
						41	N	Ohio St.		0	6	79	H	NC State		8	1		
						44	H	Indiana		1	3	79	H	NC State		4	5		
						44	H	Indiana		0	3	86	A	Georgia Tech		8	6		
												86	A	Georgia Tech		11	2		
												86	A	Georgia Tech		9	5		
												95	N	Utah		4	3		

Non-Div. I Games:

Duke

Average RPI Win: Average RPI Loss:	147 56	WON-LOST RECORD	WINNING PCT. RANK	LAST 10 GAMES		STRENGTH OF SCHEDULE		OPP. STRENGTH OF SCHEDULE		TEAM RPI	ADJ RPI	CONF. RPI	ADJ CONF. RPI						
DIV. I ONLY		27-23-0	.54	120	4-6-0		100		49		86	.53603	86	5	5				
DIV. I NON-CONF.		19-13-0	.59375	94	1-3-0		103		54		77	.545	73	5	5				
TOTALS		RPI 1-25		RPI 26-50		W-L RECORDS		RPI 51-100		RPI 101-150		RPI 150+							
27-23-0		0-1-0		4-12-0		OVERALL		1-7-0		6-3-0		16-0-0							
15-8-0		0-0-0		0-3-0		HOME		0-4-0		4-1-0		11-0-0							
9-13-0		0-1-0		4-9-0		AWAY		1-3-0		0-0-0		4-0-0							
3-2-0		0-0-0		0-0-0		NEUTRAL		0-0-0		2-2-0		1-0-0							
19-13-0		0-1-0		1-6-0		NON-CONFERENCE		1-4-0		4-2-0		13-0-0							
10-4-0		0-0-0		0-3-0		HOME		0-1-0		2-0-0		8-0-0							
6-7-0		0-1-0		1-0-		AWAY		1-3-0		0-0-0		4-0-0							
3-2-0		0-0-0		0-0-0		NEUTRAL		0-0-0		2-2-0		1-0-0							
8-10-0		0-0-0		3-6-0		CONFERENCE		0-3-0		2-1-0		3-0-0							
5-4-0		0-0-0		0-0-0		HOME		0-3-0		2-1-0		3-0-0							
3-6-0		0-0-0		3-6-0		AWAY		0-0-0		0-0-0		0-0-0							
0-0-0		0-0-0		0-0-0		NEUTRAL		0-0-0		0-0-0		0-0-0							
RPI	S	Opponent	Score		RPI	S	Opponent	Score		RPI	S	Opponent	Score						
8	A	Alabama	3	4	27	A	North Carolina	13	5	51	A	Iowa St.	3	6	109	N	UMass Lowell	9	8
					27	A	North Carolina	1	4	51	A	Iowa St.	2	5	125	N	Providence	3	4
					27	A	North Carolina	3	2	51	A	Iowa St.	2	7	125	N	Providence	3	4
					28	A	Virginia Tech	1	5	53	A	Troy	5	1	139	H	Hofstra	2	1
					28	A	Virginia Tech	4	5	85	H	Duke	2	11	139	H	Hofstra	8	1
					28	A	Virginia Tech	10	7	85	H	Duke	5	9	140	H	Virginia	13	0
					29	A	Louisville	10	11	85	H	Duke	6	8	140	H	Virginia	1	7
					29	A	Louisville	2	7	94	H	Jacksonville St.	3	4	140	H	Virginia	6	3
					29	A	Louisville	7	11						148	N	Southeastern La.	4	2
					31	A	Georgia	0	7						164	A	Kennesaw St.	7	0
					31	H	Georgia	4	16						164	H	Kennesaw St.	6	3
					33	A	Mississippi St.	2	4						167	H	Fordham	1	0
					33	A	Mississippi St.	6	4						167	H	Fordham	4	3
					33	A	Mississippi St.	0	9						168	H	Michigan St.	11	2
					45	H	Illinois	10	15						168	H	Michigan St.	10	3
					45	H	Illinois	3	7						173	H	Mercer	4	1
															179	A	Furman	14	2
															190	A	Jacksonville	13	8
															195	H	Pittsburgh	6	4
															195	H	Pittsburgh	5	2
															195	H	Pittsburgh	18	9
					LAST 10 GAMES										199	A	Georgia St.	12	6
															199	H	Georgia St.	8	3
					28	A	Virginia Tech	4	5	168	H	Michigan St.	11	2	217	H	Western Caro.	9	6
					94	H	Jacksonville St.	3	4	51	A	Iowa St.	2	7	257	N	Alcorn	8	4
					257	N	Alcorn	8	4	167	H	Fordham	4	3					
					33	A	Mississippi St.	6	4	139	H	Hofstra	2	1					
					33	A	Mississippi St.	0	9	29	A	Louisville	10	11					

Non-Div. I Games:

Georgia Tech

Average RPI Win:		158	WON-LOST RECORD		WINNING PCT. RANK		LAST 10 GAMES		STRENGTH OF SCHEDULE		OPP. STRENGTH OF SCHEDULE		TEAM RPI		ADJ RPI		CONF. RPI		ADJ CONF. RPI		
Average RPI Loss:		71																			
DIV. I ONLY			30-20-0		.6 85		4-6-0		144		65		84		.53547 87		4 4				
DIV. I NON-CONF.			24-9-0		.72727 41		1-0-0		206		145		74		.54381 75		4 4				
TOTALS		RPI 1-25		RPI 26-50		W-L RECORDS		RPI 51-100		RPI 101-150		RPI 150+									
30-20-0		0-7-0		3-4-0		OVERALL		5-4-0		8-3-0		14-2-0									
9-4-0		0-0-0		1-0-0		HOME		3-3-0		2-1-0		3-0-0									
2-10-0		0-7-0		1-1-0		AWAY		0-0-0		1-1-0		0-1-0									
19-6-0		0-0-0		1-3-0		NEUTRAL		2-1-0		5-1-0		11-1-0									
24-9-0		0-1-0		2-3-0		NON-CONFERENCE		2-1-0		6-2-0		14-2-0									
4-0-0		0-0-0		1-0-0		HOME		0-0-0		0-0-0		3-0-0									
1-3-0		0-1-0		0-0-		AWAY		0-0-0		1-1-0		0-1-0									
19-6-0		0-0-0		1-3-0		NEUTRAL		2-1-0		5-1-0		11-1-0									
6-11-0		0-6-0		1-1-0		CONFERENCE		3-3-0		2-1-0		0-0-0									
5-4-0		0-0-0		0-0-0		HOME		3-3-0		2-1-0		0-0-0									
1-7-0		0-6-0		1-1-0		AWAY		0-0-0		0-0-0		0-0-0									
0-0-0		0-0-0		0-0-0		NEUTRAL		0-0-0		0-0-0		0-0-0									
RPI	S	Opponent		Score		RPI	S	Opponent		Score		RPI	S	Opponent		Score					
10	A	Northwestern		1	11	28	N	Virginia Tech		0	5	76	N	Bradley		3	12	113	N	Middle Tenn.	
10	A	Northwestern		3	6	28	N	Virginia Tech		5	7	76	N	Bradley		4	2	115	N	Albany (NY)	
10	A	Northwestern		2	8	35	H	Notre Dame		10	1	92	H	Iowa		4	2	116	A	FIU	
11	A	Minnesota		1	5	39	N	North Dakota St.		4	1	92	H	Iowa		3	2	123	A	Fla. Atlantic	
11	A	Minnesota		1	5	39	N	North Dakota St.		0	3	92	H	Iowa		1	2	135	N	Illinois St.	
11	A	Minnesota		2	8	44	A	Indiana		5	4	99	H	Nebraska		4	9	135	N	Illinois St.	
25	A	South Fla.		3	4	44	A	Indiana		1	2	99	H	Nebraska		9	4	136	N	South Dakota	
												99	H	Nebraska		5	7	146	H	Penn St.	
												100	N	North Florida		5	2	146	H	Penn St.	
																		146	H	Penn St.	
																		149	N	South Alabama	
																		155	N	Saint Joseph's	
																		158	A	Col. of Charleston	
																		165	N	Central Mich.	
																		180	N	Seton Hall	
																		187	N	Florida A&M	
																		195	N	Pittsburgh	
																		207	H	Indiana St.	
																		207	H	Indiana St.	
																		218	N	Saint Francis (PA)	
																		233	N	Georgetown	
																		253	H	Purdue Fort Wayne	
																		255	N	Yale	
																		260	N	Wagner	
																		264	N	Lafayette	
																		290	N	Savannah St.	
																		290	N	Savannah St.	
LAST 10 GAMES						LAST 10 GAMES						LAST 10 GAMES						LAST 10 GAMES			
10	A	Northwestern		3	6	146	H	Penn St.		9	1	207	H	Indiana St.		9	6	253	H	Purdue Fort Wayne	
10	A	Northwestern		2	8	146	H	Penn St.		4	7	207	H	Indiana St.		5	4	255	N	Yale	
10	A	Northwestern		1	11	207	H	Indiana St.		9	6	207	H	Indiana St.		5	4	260	N	Wagner	
99	H	Nebraska		4	9	207	H	Indiana St.		5	4	207	H	Indiana St.		5	4	264	N	Lafayette	
99	H	Nebraska		5	7	92	H	Iowa		1	2	207	H	Indiana St.		5	4	290	N	Savannah St.	
																		290	N	Savannah St.	

Non-Div. I Games:

Purdue

Average RPI Win:	168	WON-LOST	WINNING	LAST 10	STRENGTH OF	OPP. STRENGTH	TEAM	ADJ	CONF.	ADJ CONF.		
Average RPI Loss:	87	RECORD	PCT. RANK	GAMES	SCHEDULE	OF SCHEDULE	RPI	RPI	RPI	RPI		
DIV. I ONLY		28-18-0	.6087	80	8-2-0	152	114	96	.5351	88	20	19
DIV. I NON-CONF.		11-14-0	.44	170	0-1-0	61	50	117	.52339	110	15	14
<hr/>												
TOTALS	RPI 1-25	RPI 26-50		W-L RECORDS		RPI 51-100		RPI 101-150		RPI 150+		
28-18-0	0-4-0	4-3-0		OVERALL		4-4-0		5-5-0		15-2-0		
13-4-0	0-1-0	0-0-0		HOME		2-2-0		3-1-0		8-0-0		
9-7-0	0-3-0	1-0-0		AWAY		2-2-0		0-1-0		6-1-0		
6-7-0	0-0-0	3-3-0		NEUTRAL		0-0-0		2-3-0		1-1-0		
<hr/>												
11-14-0	0-4-0	4-3-0		NON-CONFERENCE		1-1-0		2-5-0		4-1-0		
3-2-0	0-1-0	0-0-0		HOME		1-0-0		0-1-0		2-0-0		
2-5-0	0-3-0	1-0-		AWAY		0-1-0		0-1-0		1-0-0		
6-7-0	0-0-0	3-3-0		NEUTRAL		0-0-0		2-3-0		1-1-0		
<hr/>												
17-4-0	0-0-0	0-0-0		CONFERENCE		3-3-0		3-0-0		11-1-0		
10-2-0	0-0-0	0-0-0		HOME		1-2-0		3-0-0		6-0-0		
7-2-0	0-0-0	0-0-0		AWAY		2-1-0		0-0-0		5-1-0		
0-0-0	0-0-0	0-0-0		NEUTRAL		0-0-0		0-0-0		0-0-0		
<hr/>												
RPI S	Opponent	Score	RPI S	Opponent	Score	RPI S	Opponent	Score	RPI S	Opponent	Score	
7 A	LSU	1 12	40 A	Houston	2 0	82 H	Sam Houston St.	2 3	105 N	Maryland	1 2	
15 A	Ole Miss	0 2	45 N	Illinois	3 5	82 H	Sam Houston St.	3 4	111 N	Northern Ill.	1 2	
15 A	Ole Miss	0 6	45 N	Illinois	2 8	82 H	Sam Houston St.	1 0	120 N	Nevada	3 0	
20 H	Louisiana	0 8	46 N	San Jose St.	3 2	93 A	McNeese	2 4	120 N	Nevada	0 2	
			46 N	San Jose St.	4 2	93 A	McNeese	3 2	139 H	Hofstra	2 8	
			47 N	Southern Ill.	9 0	93 A	McNeese	8 1	139 N	Hofstra	11 1	
			47 N	Southern Ill.	6 7	96 A	Southern Miss.	1 7	145 H	Northwestern St.	6 1	
						96 H	Southern Miss.	4 1	145 H	Northwestern St.	5 1	
									145 H	Northwestern St.	10 0	
									149 A	South Alabama	2 3	
									188 H	Houston Baptist	8 1	
									188 H	Houston Baptist	4 2	
									188 H	Houston Baptist	3 2	
									195 N	Pittsburgh	5 0	
									195 N	Pittsburgh	3 5	
									206 A	Central Ark.	0 2	
									206 A	Central Ark.	8 2	
									206 A	Central Ark.	3 1	
									225 H	La.-Monroe	8 0	
									229 A	Abilene Christian	5 4	
									229 A	Abilene Christian	12 4	
									229 A	Abilene Christian	8 0	
			LAST 10 GAMES									
			273 H	Incarinate Word	6 3	188 H	Houston Baptist	3 2	257 A	Alcorn	7 0	
			273 H	Incarinate Word	7 1	206 A	Central Ark.	0 2	273 H	Incarinate Word	7 0	
			145 H	Northwestern St.	10 0	145 H	Northwestern St.	6 1	273 H	Incarinate Word	6 3	
			257 A	Alcorn	7 0	82 H	Sam Houston St.	1 0	273 H	Incarinate Word	7 1	
			273 H	Incarinate Word	7 0	229 A	Abilene Christian	5 4	295 H	Southern U.	3 0	

Non-Div. I Games:

Nicholls St.

[illegible]

Non-Div. I Games:

Appalachian St.

Average RPI Win: 156		WON-LOST	WINNING	LAST 10	STRENGTH OF		OPP. STRENGTH	TEAM	ADJ	CONF.	ADJ CONF.
Average RPI Loss: 77		RECORD	PCT. RANK	GAMES	SCHEDULE		OF SCHEDULE	RPI	RPI	RPI	RPI
DIV. I ONLY		23-19-0	.54762	114	5-5-0		114	79	94	.53199	90
DIV. I NON-CONF.		16-13-0	.55172	117	0-1-0		94	33	89	.53963	85
TOTALS		RPI 1-25	RPI 26-50		W-L RECORDS		RPI 51-100		RPI 101-150		RPI 150+
23-19-0		0-4-0	1-5-0		OVERALL		6-5-0		0-1-0		16-4-0
16-6-0		0-2-0	0-1-0		HOME		4-2-0		0-0-0		12-1-0
4-7-0		0-0-0	0-1-0		AWAY		1-3-0		0-0-0		3-3-0
3-6-0		0-2-0	1-3-0		NEUTRAL		1-0-0		0-1-0		1-0-0
16-13-0		0-4-0	1-5-0		NON-CONFERENCE		3-2-0		0-1-0		12-1-0
12-4-0		0-2-0	0-1-0		HOME		2-1-0		0-0-0		10-0-0
1-3-0		0-0-0	0-0-		AWAY		0-1-0		0-0-0		1-1-0
3-6-0		0-2-0	1-3-0		NEUTRAL		1-0-0		0-1-0		1-0-0
7-6-0		0-0-0	0-0-0		CONFERENCE		3-3-0		0-0-0		4-3-0
4-2-0		0-0-0	0-0-0		HOME		2-1-0		0-0-0		2-1-0
3-4-0		0-0-0	0-0-0		AWAY		1-2-0		0-0-0		2-2-0
0-0-0		0-0-0	0-0-0		NEUTRAL		0-0-0		0-0-0		0-0-0
RPI	S	Opponent	Score	RPI	S	Opponent	Score	RPI	S	Opponent	Score
3	H	Arizona	3 11	27	N	North Carolina	6 2	62	A	Seattle U	3 4
3	H	Arizona	1 11	30	N	Missouri	0 15	62	A	Seattle U	1 2
13	N	Michigan	0 3	32	A	Arizona St.	1 17	62	A	Seattle U	4 0
14	N	James Madison	0 2	37	N	Oregon	1 3	63	H	Texas St.	7 4
				41	N	Ohio St.	1 5	64	H	Grand Canyon	4 6
				46	H	San Jose St.	1 3	64	H	Grand Canyon	4 0
								64	H	Grand Canyon	4 2
								68	A	Loyola Marymount	2 3
								70	N	California	6 5
								76	H	Bradley	8 7
								76	H	Bradley	3 4

Non-Div. I Games:

New Mexico St.

Average RPI Win:		176	WON-LOST RECORD		WINNING PCT. RANK		LAST 10 GAMES		STRENGTH OF SCHEDULE		OPP. STRENGTH OF SCHEDULE		TEAM RPI		ADJ RPI		CONF. RPI		ADJ CONF. RPI				
DIV. I ONLY			23-17-0		.575 104		8-2-0		103		158		90		.53194 91		17		17				
DIV. I NON-CONF.			12-15-0		.44444 165		1-1-0		110		136		144		.49842 141		19		19				
TOTALS		RPI 1-25		RPI 26-50		W-L RECORDS		RPI 51-100		RPI 101-150		RPI 150+											
23-17-0		0-2-0		0-3-0		OVERALL		3-3-0		5-6-0		15-3-0											
9-4-0		0-0-0		0-0-0		HOME		1-1-0		2-3-0		6-0-0											
7-3-0		0-1-0		0-0-0		AWAY		0-0-0		1-2-0		6-0-0											
7-10-0		0-1-0		0-3-0		NEUTRAL		2-2-0		2-1-0		3-3-0											
12-15-0		0-2-0		0-3-0		NON-CONFERENCE		2-2-0		3-5-0		7-3-0											
4-2-0		0-0-0		0-0-0		HOME		0-0-0		0-2-0		4-0-0											
1-3-0		0-1-0		0-0-		AWAY		0-0-0		1-2-0		0-0-0											
7-10-0		0-1-0		0-3-0		NEUTRAL		2-2-0		2-1-0		3-3-0											
11-2-0		0-0-0		0-0-0		CONFERENCE		1-1-0		2-1-0		8-0-0											
5-2-0		0-0-0		0-0-0		HOME		1-1-0		2-1-0		2-0-0											
6-0-0		0-0-0		0-0-0		AWAY		0-0-0		0-0-0		6-0-0											
0-0-0		0-0-0		0-0-0		NEUTRAL		0-0-0		0-0-0		0-0-0											
RPI	S	Opponent		Score		RPI	S	Opponent		Score		RPI	S	Opponent		Score							
18	A	South Carolina		1	9	31	N	Georgia		1	10	66	N	USC Upstate		10	8	103	N	South Dakota St.		4	5
25	N	South Fla.		2	12	44	N	Indiana		0	11	72	N	UNC Greensboro		6	0	114	A	LIU Brooklyn		5	6
						50	N	UCF		0	6	72	N	UNC Greensboro		4	8	118	A	Boston College		6	3
												75	H	DePaul		4	5	123	A	Fla. Atlantic		1	2
												75	H	DePaul		5	1	125	H	Providence		6	5
												98	N	Chattanooga		4	11	125	H	Providence		6	10
																		125	H	Providence		5	1
																		128	H	Stony Brook		6	25
																		139	H	Hofstra		3	9
																		140	N	Virginia		4	3
																		150	N	Campbell		4	3
																		160	N	Ga. Southern		7	3
																		165	N	Central Mich.		2	3
																		170	N	Toledo		8	9
																		174	N	Western Mich.		5	4
																		180	A	Seton Hall		2	0
																		180	A	Seton Hall		3	0
																		180	A	Seton Hall		4	3
																		186	A	Creighton		12	2
																		186	A	Creighton		8	7
																		186	A	Creighton		9	7
						LAST 10 GAMES								210	N	Penn		2	4				
						118	A	Boston College		6	3	125	H	Providence		6	5	227	N	Bethune-Cookman		6	3
						180	A	Seton Hall		2	0	75	H	DePaul		5	1	233	H	Georgetown		10	2
						186	A	Creighton		9	7	180	A	Seton Hall		3	0	233	H	Georgetown		12	4
						75	H	DePaul		4	5	180	A	Seton Hall		4	3	251	H	Manhattan		6	0
						233	H	Georgetown		10	2	251	H	Manhattan		6	0	260	H	Wagner		13	9

Non-Div. I Games:

St. John's (NY)

RPI	S	Opponent	Score	
269	H	Holy Cross	8	0
269	H	Holy Cross	7	1

St. John's (NY)

S
t
.
J
o
h
n
.
s
(
N
Y
)

S
t
.
J
o
h
n
.
s
(
N
Y
)

**I
o
w
a**

I
o
w
a

Iowa

Average RPI Win:	161	WON-LOST	WINNING	LAST 10	STRENGTH OF	OPP. STRENGTH	TEAM	ADJ	CONF.	ADJ CONF.				
Average RPI Loss:	72	RECORD	PCT. RANK	GAMES	SCHEDULE	OF SCHEDULE	RPI	RPI	RPI	RPI				
DIV. I ONLY		24-25-0	.4898	146	6-4-0	76	99	102	.52941	93	20	19		
DIV. I NON-CONF.		9-19-0	.32143	231	0-2-0	13	20	109	.52912	102	15	14		
<hr/>														
TOTALS	RPI 1-25	RPI 26-50		W-L RECORDS		RPI 51-100		RPI 101-150		RPI 150+				
24-25-0	1-6-0	1-3-0		OVERALL		4-8-0		6-7-0		12-1-0				
13-14-0	0-2-0	0-1-0		HOME		2-6-0		4-5-0		7-0-0				
8-9-0	1-4-0	1-2-0		AWAY		0-0-0		1-2-0		5-1-0				
3-2-0	0-0-0	0-0-0		NEUTRAL		2-2-0		1-0-0		0-0-0				
9-19-0	1-6-0	1-3-0		NON-CONFERENCE		3-6-0		3-4-0		1-0-0				
4-11-0	0-2-0	0-1-0		HOME		1-4-0		2-4-0		1-0-0				
2-6-0	1-4-0	1-0-		AWAY		0-0-0		0-0-0		0-0-0				
3-2-0	0-0-0	0-0-0		NEUTRAL		2-2-0		1-0-0		0-0-0				
15-6-0	0-0-0	0-0-0		CONFERENCE		1-2-0		3-3-0		11-1-0				
9-3-0	0-0-0	0-0-0		HOME		1-2-0		2-1-0		6-0-0				
6-3-0	0-0-0	0-0-0		AWAY		0-0-0		1-2-0		5-1-0				
0-0-0	0-0-0	0-0-0		NEUTRAL		0-0-0		0-0-0		0-0-0				
RPI	S	Opponent	Score		RPI	S	Opponent	Score		RPI	S	Opponent	Score	
1	A	Oklahoma	1	6	40	A	Houston	2	3	52	H	Lipscomb	1	6
7	A	LSU	0	4	40	H	Houston	2	7	52	H	Lipscomb	4	3
17	A	Oklahoma St.	2	12	49	A	Texas A&M	1	2	56	N	Liberty	5	1
17	A	Oklahoma St.	2	3	49	A	Texas A&M	3	1	58	H	Baylor	2	5
20	A	Louisiana	5	4						58	H	Baylor	2	7
20	H	Louisiana	0	4						62	N	Seattle U	1	6
23	H	Arkansas	0	6						83	N	Rutgers	1	2
										83	N	Rutgers	6	4
										88	H	Nicholls St.	4	2
										88	H	Nicholls St.	2	3
										88	H	Nicholls St.	1	8
										96	H	Southern Miss.	4	10

Non-Div. I Games:

McNeese

Average RPI Win:	176	WON-LOST RECORD	WINNING PCT. RANK	LAST 10 GAMES		STRENGTH OF SCHEDULE	OPP. STRENGTH OF SCHEDULE	TEAM RPI	ADJ RPI	CONF. RPI	ADJ CONF. RPI				
DIV. I ONLY		30-12-0	.71429	35	7-3-0	226	129	92	.52899	94	15	16			
DIV. I NON-CONF.		16-8-0	.66667	61	0	212	144	107	.52395	108	16	16			
<hr/>															
TOTALS	RPI 1-25		RPI 26-50		W-L RECORDS		RPI 51-100		RPI 101-150		RPI 150+				
30-12-0	0-1-0		0-1-0		OVERALL		4-3-0		6-3-0		20-4-0				
14-2-0	0-0-0		0-0-0		HOME		1-1-0		4-1-0		9-0-0				
9-5-0	0-1-0		0-0-0		AWAY		2-1-0		1-2-0		6-1-0				
7-5-0	0-0-0		0-1-0		NEUTRAL		1-1-0		1-0-0		5-3-0				
16-8-0	0-1-0		0-1-0		NON-CONFERENCE		3-2-0		2-1-0		11-3-0				
7-1-0	0-0-0		0-0-0		HOME		1-1-0		1-0-0		5-0-0				
2-2-0	0-1-0		0-0-		AWAY		1-0-0		0-1-0		1-0-0				
7-5-0	0-0-0		0-1-0		NEUTRAL		1-1-0		1-0-0		5-3-0				
14-4-0	0-0-0		0-0-0		CONFERENCE		1-1-0		4-2-0		9-1-0				
7-1-0	0-0-0		0-0-0		HOME		0-0-0		3-1-0		4-0-0				
7-3-0	0-0-0		0-0-0		AWAY		1-1-0		1-1-0		5-1-0				
0-0-0	0-0-0		0-0-0		NEUTRAL		0-0-0		0-0-0		0-0-0				
RPI	S	Opponent	Score	RPI	S	Opponent	Score	RPI	S	Opponent	Score				
21	A	Texas Tech	3 11	33	N	Mississippi St.	3 11	83	N	Rutgers	11 2	104	H	Austin Peay	3 0
								83	N	Rutgers	5 13	104	H	Austin Peay	1 3
								86	A	Georgia Tech	4 3	110	H	Murray St.	9 4
								96	H	Southern Miss.	5 4	110	H	Murray St.	2 0
								96	H	Southern Miss.	4 10	119	N	North Ala.	2 1
								97	A	Eastern Ky.	5 10	131	A	Belmont	7 5
								97	A	Eastern Ky.	9 2	131	A	Belmont	0 8
												132	H	Samford	3 2
												142	A	UAB	3 9
												151	H	SIUE	4 0
												151	H	SIUE	11 10
												164	H	Kennesaw St.	7 6
												164	H	Kennesaw St.	2 0
												173	A	Mercer	15 0
												183	A	Tennessee Tech	0 2
												183	A	Tennessee Tech	7 0
												184	N	Gardner-Webb	2 3
												190	H	Jacksonville	7 5
												190	H	Jacksonville	9 4
												190	H	Jacksonville	7 1
												202	N	Army West Point	6 0
												202	N	Army West Point	6 11
												212	A	Tennessee St.	8 0
												212	A	Tennessee St.	4 2
												217	N	Western Caro.	6 8
												222	H	Eastern Ill.	7 6
												222	H	Eastern Ill.	7 0

Non-Div. I Games:

Jacksonville St.

RPI	S	Opponent	Score	
237	N	Northern Colo.	4	1
237	N	Northern Colo.	12	6
253	N	Purdue Fort Wayne	7	2
276	N	Alabama A&M	9	6
284	A	Morehead St.	8	0
284	A	Morehead St.	18	3

Jacksonville St.

J
a
c
k
s
o
n
v
i
l
l
e
s
t
.

J
a
c
k
s
o
n
v
i
l
l
e
s
t
.

Utah

Average RPI Win:		144	WON-LOST		WINNING		LAST 10		STRENGTH OF		OPP. STRENGTH		TEAM		ADJ		CONF.		ADJ CONF.	
Average RPI Loss:		42	RECORD		PCT. RANK		GAMES		SCHEDULE		OF SCHEDULE		RPI		RPI		RPI		RPI	
DIV. I ONLY			15-28-0		.34884		226		2-8-0		13		29		91		.52772		95	
DIV. I NON-CONF.			11-17-0		.39286		201		0-1-0		49		44		127		.50737		128	
TOTALS		RPI 1-25		RPI 26-50		W-L RECORDS		RPI 51-100		RPI 101-150		RPI 150+								
15-28-0		1-11-0		1-10-0		OVERALL		3-4-0		5-1-0		5-2-0								
3-9-0		1-7-0		0-0-0		HOME		2-1-0		0-0-0		0-1-0								
2-7-0		0-0-0		1-5-0		AWAY		0-1-0		1-1-0		0-0-0								
10-12-0		0-4-0		0-5-0		NEUTRAL		1-2-0		4-0-0		5-1-0								
11-17-0		0-6-0		0-5-0		NON-CONFERENCE		1-3-0		5-1-0		5-2-0								
0-3-0		0-2-0		0-0-0		HOME		0-0-0		0-0-0		0-1-0								
1-2-0		0-0-0		0-0-		AWAY		0-1-0		1-1-0		0-0-0								
10-12-0		0-4-0		0-5-0		NEUTRAL		1-2-0		4-0-0		5-1-0								
4-11-0		1-5-0		1-5-0		CONFERENCE		2-1-0		0-0-0		0-0-0								
3-6-0		1-5-0		0-0-0		HOME		2-1-0		0-0-0		0-0-0								
1-5-0		0-0-0		1-5-0		AWAY		0-0-0		0-0-0		0-0-0								
0-0-0		0-0-0		0-0-0		NEUTRAL		0-0-0		0-0-0		0-0-0								
RPI	S	Opponent		Score		RPI	S	Opponent		Score		RPI	S	Opponent		Score				
1	H	Oklahoma		3	13	26	A	Stanford		2	6	51	N	Iowa St.		4	7			
1	H	Oklahoma		2	11	26	A	Stanford		2	1	64	A	Grand Canyon		6	8			
3	H	Arizona		0	13	26	A	Stanford		3	6	70	H	California		7	8			
3	H	Arizona		2	13	27	N	North Carolina		2	7	70	H	California		5	4			
3	H	Arizona		1	22	30	N	Missouri		0	9	70	H	California		7	3			
4	H	Washington		5	4	32	A	Arizona St.		17	18	76	N	Bradley		2	1			
4	H	Washington		0	13	32	A	Arizona St.		0	13	85	N	Duke		3	4			
4	H	Washington		2	11	32	A	Arizona St.		4	14									
10	N	Northwestern		0	10	34	N	Colorado St.		1	6									
12	N	Tennessee		1	10	41	N	Ohio St.		0	2									
16	N	Kentucky		2	13	41	N	Ohio St.		2	10									
17	N	Oklahoma St.		1	8															
LAST 10 GAMES																				
		34 N Colorado St.		1	6			26 A Stanford		3	6									
		4 H Washington		5	4			26 A Stanford		2	1									
		4 H Washington		2	11			3 H Arizona		2	13									
		4 H Washington		0	13			3 H Arizona		1	22									
		26 A Stanford		2	6			3 H Arizona		0	13									

Non-Div. I Games:

Utah

Average RPI Win:		164	WON-LOST RECORD		WINNING PCT. RANK		LAST 10 GAMES		STRENGTH OF SCHEDULE		OPP. STRENGTH OF SCHEDULE		TEAM RPI		ADJ RPI		CONF. RPI		ADJ CONF. RPI					
DIV. I ONLY			28-16-0		.63636		68		10-0-0		174		98		93		.52727		96		9		9	
DIV. I NON-CONF.			17-9-0		.65385		70		4-0-0		173		174		93		.53095		100		9		10	
TOTALS		RPI 1-25		RPI 26-50		W-L RECORDS		RPI 51-100		RPI 101-150		RPI 150+												
28-16-0		0-2-0		0-0-0		OVERALL		7-9-0		5-3-0		16-2-0												
15-5-0		0-0-0		0-0-0		HOME		2-2-0		1-3-0		12-0-0												
10-9-0		0-2-0		0-0-0		AWAY		3-6-0		4-0-0		3-1-0												
3-2-0		0-0-0		0-0-0		NEUTRAL		2-1-0		0-0-0		1-1-0												
17-9-0		0-2-0		0-0-0		NON-CONFERENCE		5-5-0		1-1-0		11-1-0												
10-1-0		0-0-0		0-0-0		HOME		1-0-0		0-1-0		9-0-0												
4-6-0		0-2-0		0-0-		AWAY		2-4-0		1-0-0		1-0-0												
3-2-0		0-0-0		0-0-0		NEUTRAL		2-1-0		0-0-0		1-1-0												
11-7-0		0-0-0		0-0-0		CONFERENCE		2-4-0		4-2-0		5-1-0												
5-4-0		0-0-0		0-0-0		HOME		1-2-0		1-2-0		3-0-0												
6-3-0		0-0-0		0-0-0		AWAY		1-2-0		3-0-0		2-1-0												
0-0-0		0-0-0		0-0-0		NEUTRAL		0-0-0		0-0-0		0-0-0												
RPI	S	Opponent		Score		RPI	S	Opponent		Score		RPI	S	Opponent		Score		RPI	S	Opponent		Score		
8	A	Alabama		1	3			54		A	North Texas	3	4	123	H	Fla. Atlantic		1	3					
8	A	Alabama		2	3			54		A	North Texas	7	3	123	H	Fla. Atlantic		3	5					
								54		A	North Texas	5	7	123	H	Fla. Atlantic		2	0					
								58		A	Baylor	1	3	142	A	UAB		4	0					
								58		A	Baylor	3	4	142	A	UAB		2	0					
								71		N	UT Arlington	5	3	142	A	UAB		7	4					
								73		H	Marshall	1	6	149	A	South Alabama		2	0					
								73		H	Marshall	3	6	149	H	South Alabama		0	4					
								73		H	Marshall	5	0	157	H	UTSA		3	0					
								82		N	Sam Houston St.	2	1	157	H	UTSA		8	2					
								82		N	Sam Houston St.	2	3	157	H	UTSA		4	1					
								88		A	Nicholls St.	1	4	166	A	UTEP		11	3					
								88		H	Nicholls St.	7	1	166	A	UTEP		6	7					
								93		A	McNeese	10	4	166	A	UTEP		13	2					
								94		A	Jacksonville St.	10	4	168	N	Michigan St.		5	2					
								94		A	Jacksonville St.	4	5	183	H	Tennessee Tech		8	6					
														188	H	Houston Baptist		9	0					
														188	H	Houston Baptist		9	1					
														206	H	Central Ark.		12	4					
														218	N	Saint Francis (PA)		0	1					
														257	H	Alcorn		7	2					
														257	H	Alcorn		7	0					
														258	A	Alabama St.		5	0					
														270	H	Mississippi Val.		4	2					
														277	H	Jackson St.		9	1					
														295	H	Southern U.		11	0					
					LAST 10 GAMES																			
						58	A	Baylor		3	4	157	H	UTSA		8	2	258	A	Alabama St.		5	0	
						82	N	Sam Houston St.		2	1	73	H	Marshall		3	6	270	H	Mississippi Val.		4	2	
						188	H	Houston Baptist		9	0	166	A	UTEP		6	7	277	H	Jackson St.		9	1	
						142	A	UAB		7	4	123	H	Fla. Atlantic		3	5	295	H	Southern U.		11	0	
						54	A	North Texas		3	4	257	H	Alcorn		7	2							

Non-Div. I Games:

Southern Miss.

Average RPI Win: 198		WON-LOST	WINNING	LAST 10	STRENGTH OF		OPP. STRENGTH	TEAM	ADJ		CONF.	ADJ CONF.			
Average RPI Loss: 89		RECORD	PCT. RANK	GAMES	SCHEDULE		OF SCHEDULE	RPI	RPI		RPI	RPI			
DIV. I ONLY		26-15-0	.63415	70	8-2-0		154	189	95	.52719	97	15	16		
DIV. I NON-CONF.		14-11-0	.56	113	1-1-0		95	204	108	.52378	109	16	16		
TOTALS		RPI 1-25	RPI 26-50		W-L RECORDS		RPI 51-100		RPI 101-150		RPI 150+				
26-15-0		0-1-0	0-0-0		OVERALL		2-12-0		5-0-0		19-2-0				
11-4-0		0-1-0	0-0-0		HOME		1-2-0		0-0-0		10-1-0				
6-7-0		0-0-0	0-0-0		AWAY		0-6-0		2-0-0		4-1-0				
9-4-0		0-0-0	0-0-0		NEUTRAL		1-4-0		3-0-0		5-0-0				
14-11-0		0-1-0	0-0-0		NON-CONFERENCE		1-9-0		5-0-0		8-1-0				
2-3-0		0-1-0	0-0-0		HOME		0-1-0		0-0-0		2-1-0				
3-4-0		0-0-0	0-0-		AWAY		0-4-0		2-0-0		1-0-0				
9-4-0		0-0-0	0-0-0		NEUTRAL		1-4-0		3-0-0		5-0-0				
12-4-0		0-0-0	0-0-0		CONFERENCE		1-3-0		0-0-0		11-1-0				
9-1-0		0-0-0	0-0-0		HOME		1-1-0		0-0-0		8-0-0				
3-3-0		0-0-0	0-0-0		AWAY		0-2-0		0-0-0		3-1-0				
0-0-0		0-0-0	0-0-0		NEUTRAL		0-0-0		0-0-0		0-0-0				
RPI S	Opponent	Score		RPI S	Opponent	Score		RPI S	Opponent	Score		RPI S	Opponent	Score	
16 H	Kentucky	5	11					55 H	Western Ky.	5	6	138 N	Towson	5	0
								59 A	Southeast Mo. St.	1	4	143 A	UNCW	2	0
								59 A	Southeast Mo. St.	7	9	143 A	UNCW	6	2
								60 N	Longwood	2	6	147 N	Western Ill.	4	3
								60 N	Longwood	1	10	148 N	Southeastern La.	5	0
								73 N	Marshall	2	5	151 H	SIUE	6	2
								73 N	Marshall	4	8	151 H	SIUE	10	2
								78 A	Elon	5	7	182 A	UT Martin	9	3
								89 N	Appalachian St.	7	6	182 A	UT Martin	4	3
								94 H	Jacksonville St.	10	5	183 H	Tennessee Tech	9	4
								94 H	Jacksonville St.	2	9	183 H	Tennessee Tech	13	3
								98 A	Chattanooga	2	5	197 H	Dayton	0	2
								98 A	Chattanooga	0	2	197 H	Dayton	4	1
								98 A	Chattanooga	1	2	212 A	Tennessee St.	0	1
												212 A	Tennessee St.	2	0
												222 H	Eastern Ill.	2	1
												222 H	Eastern Ill.	8	2
												232 N	Youngstown St.	5	2
												247 H	Northern Ky.	6	3
												253 N	Purdue Fort Wayne	11	1
												258 A	Alabama St.	6	2
												266 N	Presbyterian	18	1
												268 N	Canisius	11	9
												268 N	Canisius	12	4
												284 H	Morehead St.	4	0
												284 H	Morehead St.	8	0
LAST 10 GAMES								55 H	Western Ky.	5	6	98 A	Chattanooga	2	5
								147 N	Western Ill.	4	3	78 A	Elon	5	7
								253 N	Purdue Fort Wayne	11	1	59 A	Southeast Mo. St.	7	9
								258 A	Alabama St.	6	2	212 A	Tennessee St.	2	0
								98 A	Chattanooga	0	2	94 H	Jacksonville St.	10	5

Non-Div. I Games:

Eastern Ky.

Average RPI Win: 183		WON-LOST RECORD		WINNING PCT. RANK		LAST 10 GAMES		STRENGTH OF SCHEDULE		OPP. STRENGTH OF SCHEDULE		TEAM RPI		ADJ RPI		CONF. RPI		ADJ CONF. RPI	
DIV. I ONLY		29-12-0		.70732 37		6-4-0		221		160		98		.52651 98		14		14	
DIV. I NON-CONF.		22-7-0		.75862 31		1-0-0		219		195		73		.54227 80		14		15	
TOTALS		RPI 1-25		RPI 26-50		W-L RECORDS		RPI 51-100		RPI 101-150		RPI 150+							
29-12-0		0-0-0		0-2-0		OVERALL		5-3-0		3-1-0		21-6-0							
10-4-0		0-0-0		0-0-0		HOME		3-3-0		0-0-0		7-1-0							
6-2-0		0-0-0		0-0-0		AWAY		0-0-0		1-0-0		5-2-0							
13-6-0		0-0-0		0-2-0		NEUTRAL		2-0-0		2-1-0		9-3-0							
22-7-0		0-0-0		0-2-0		NON-CONFERENCE		5-0-0		3-1-0		14-4-0							
7-1-0		0-0-0		0-0-0		HOME		3-0-0		0-0-0		4-1-0							
2-0-0		0-0-0		0-0-		AWAY		0-0-0		1-0-0		1-0-0							
13-6-0		0-0-0		0-2-0		NEUTRAL		2-0-0		2-1-0		9-3-0							
7-5-0		0-0-0		0-0-0		CONFERENCE		0-3-0		0-0-0		7-2-0							
3-3-0		0-0-0		0-0-0		HOME		0-3-0		0-0-0		3-0-0							
4-2-0		0-0-0		0-0-0		AWAY		0-0-0		0-0-0		4-2-0							
0-0-0		0-0-0		0-0-0		NEUTRAL		0-0-0		0-0-0		0-0-0							
RPI	S	Opponent	Score	RPI	S	Opponent	Score	RPI	S	Opponent	Score	RPI	S	Opponent	Score				
39	N	North Dakota St.	1 5	72	H	UNC Greensboro	0 2	108	N	Ohio	6 3								
50	N	UCF	1 4	72	H	UNC Greensboro	2 3	114	N	LIU Brooklyn	8 1								
				72	H	UNC Greensboro	3 4	118	N	Boston College	6 9								
				77	N	Wichita St.	3 2	131	A	Belmont	8 1								
				91	N	St. John's (NY)	11 4	153	N	Villanova	2 1								
				97	H	Eastern Ky.	2 0	164	A	Kennesaw St.	15 4								
				97	H	Eastern Ky.	5 2	164	H	Kennesaw St.	0 7								
				97	H	Eastern Ky.	2 1	173	A	Mercer	1 2								
								173	A	Mercer	4 2								
								173	A	Mercer	4 2								
								174	N	Western Mich.	2 1								
								179	A	Furman	9 0								
								179	A	Furman	0 2								
								179	A	Furman	3 2								
								180	N	Seton Hall	2 8								
								180	N	Seton Hall	6 7								
								183	H	Tennessee Tech	10 2								
								187	N	Florida A&M	4 5								
								197	H	Dayton	8 0								
								207	H	Indiana St.	6 5								
								217	H	Western Caro.	6 0								
								217	H	Western Caro.	3 0								
								217	H	Western Caro.	6 5								
								222	N	Eastern Ill.	9 1								
								222	N	Eastern Ill.	2 1								
								259	N	Central Conn. St.	5 4								
								263	N	Buffalo	11 6								
LAST 10 GAMES																			
97	H	Eastern Ky.	2 0	179	A	Furman	9 0	217	H	Western Caro.	6 0								
97	H	Eastern Ky.	5 2	217	H	Western Caro.	6 0	222	N	Eastern Ill.	9 1								
217	H	Western Caro.	3 0	217	H	Western Caro.	6 5	222	N	Eastern Ill.	2 1								
173	A	Mercer	1 2	131	A	Belmont	8 1	259	N	Central Conn. St.	5 4								
72	H	UNC Greensboro	2 3	173	A	Mercer	4 2	263	N	Buffalo	11 6								

Non-Div. I Games:

Chattanooga

RPI	S	Opponent	Score	
266	H	Presbyterian	6	3
269	N	Holy Cross	1	0
284	N	Morehead St.	10	2
284	N	Morehead St.	6	2

Chattanooga

C
h
a
t
t
a
n
o
o
g
a

C
h
a
t
t
a
n
o
o
g
a

Average RPI Win: 132		WON-LOST	WINNING	LAST 10	STRENGTH OF		OPP. STRENGTH	TEAM	ADJ		CONF.	ADJ CONF.
Average RPI Loss: 45		RECORD	PCT. RANK	GAMES	SCHEDULE		OF SCHEDULE	RPI	RPI		RPI	RPI
DIV. I ONLY		15-27-0	.35714	222	2-8-0		19	31	99		.5258	99
DIV. I NON-CONF.		11-16-0	.40741	194	0-1-0		76	36	132		.50405	134
TOTALS		RPI 1-25	RPI 26-50		W-L RECORDS		RPI 51-100		RPI 101-150		RPI 150+	
15-27-0		0-16-0	2-3-0		OVERALL		5-4-0		1-3-0		7-1-0	
3-9-0		0-8-0	2-1-0		HOME		0-0-0		1-0-0		0-0-0	
4-11-0		0-3-0	0-1-0		AWAY		4-4-0		0-2-0		0-1-0	
8-7-0		0-5-0	0-1-0		NEUTRAL		1-0-0		0-1-0		7-0-0	
11-16-0		0-7-0	0-2-0		NON-CONFERENCE		3-3-0		1-3-0		7-1-0	
1-2-0		0-2-0	0-0-0		HOME		0-0-0		1-0-0		0-0-0	
2-7-0		0-0-0	0-0-		AWAY		2-3-0		0-2-0		0-1-0	
8-7-0		0-5-0	0-1-0		NEUTRAL		1-0-0		0-1-0		7-0-0	
4-11-0		0-9-0	2-1-0		CONFERENCE		2-1-0		0-0-0		0-0-0	
2-7-0		0-6-0	2-1-0		HOME		0-0-0		0-0-0		0-0-0	
2-4-0		0-3-0	0-0-0		AWAY		2-1-0		0-0-0		0-0-0	
0-0-0		0-0-0	0-0-0		NEUTRAL		0-0-0		0-0-0		0-0-0	
RPI S	Opponent	Score	RPI S	Opponent	Score	RPI S	Opponent	Score	RPI S	Opponent	Score	
2 N	UCLA	1 9	32 N	Arizona St.	5 6	77 A	Wichita St.	1 10	101 N	San Diego St.	0 4	
10 H	Northwestern	0 8	34 A	Colorado St.	9 12	77 A	Wichita St.	2 6	103 H	South Dakota St.	14 3	
10 H	Northwestern	2 8	45 H	Illinois	3 2	77 A	Wichita St.	5 7	130 A	Kansas	0 1	
10 H	Northwestern	0 4	45 H	Illinois	5 4	79 A	NC State	6 0	130 A	Kansas	0 2	
11 H	Minnesota	0 3	45 H	Illinois	8 11	79 A	NC State	7 2	163 N	Lamar University	6 4	
11 H	Minnesota	3 9				80 N	BYU	5 4	163 N	Lamar University	14 2	
11 H	Minnesota	3 8				87 A	Purdue	7 5	186 A	Creighton	1 9	
13 A	Michigan	2 7				87 A	Purdue	9 4	195 N	Pittsburgh	16 2	
13 A	Michigan	0 8				87 A	Purdue	4 9	195 N	Pittsburgh	14 1	
13 A	Michigan	0 12							196 N	Idaho St.	5 0	
21 N	Texas Tech	1 4							196 N	Idaho St.	10 4	
21 N	Texas Tech	10 15							267 N	Omaha	4 3	
22 N	Tulsa	0 6										
22 N	Tulsa	5 6										
24 H	Drake	0 14										
24 H	Drake	1 7										
LAST 10 GAMES												
	87 A	Purdue	9	4		24 H	Drake	0	14			
	87 A	Purdue	7	5		11 H	Minnesota	3	9			
	77 A	Wichita St.	1	10		11 H	Minnesota	3	8			
	195 N	Pittsburgh	14	1		11 H	Minnesota	0	3			
	77 A	Wichita St.	5	7		87 A	Purdue	4	9			

Non-Div. I Games:

Nebraska

Average RPI Win:		182	WON-LOST RECORD		WINNING PCT. RANK		LAST 10 GAMES		STRENGTH OF SCHEDULE		OPP. STRENGTH OF SCHEDULE		TEAM RPI		ADJ RPI		CONF. RPI		ADJ CONF. RPI				
Average RPI Loss:		84																					
DIV. I ONLY			22-19-0		.53659 122		2-8-0		85		147		97		.52568 100		10		11				
DIV. I NON-CONF.			18-9-0		.66667 61		1-0-0		147		175		76		.53972 84		11		12				
TOTALS		RPI 1-25		RPI 26-50		W-L RECORDS		RPI 51-100		RPI 101-150		RPI 150+											
22-19-0		0-3-0		0-1-0		OVERALL		1-8-0		5-4-0		16-3-0											
11-10-0		0-0-0		0-0-0		HOME		0-5-0		2-3-0		9-2-0											
3-5-0		0-2-0		0-0-0		AWAY		1-2-0		2-1-0		0-0-0											
8-4-0		0-1-0		0-1-0		NEUTRAL		0-1-0		1-0-0		7-1-0											
18-9-0		0-3-0		0-1-0		NON-CONFERENCE		0-1-0		3-3-0		15-1-0											
10-3-0		0-0-0		0-0-0		HOME		0-0-0		2-3-0		8-0-0											
0-2-0		0-2-0		0-0-		AWAY		0-0-0		0-0-0		0-0-0											
8-4-0		0-1-0		0-1-0		NEUTRAL		0-1-0		1-0-0		7-1-0											
4-10-0		0-0-0		0-0-0		CONFERENCE		1-7-0		2-1-0		1-2-0											
1-7-0		0-0-0		0-0-0		HOME		0-5-0		0-0-0		1-2-0											
3-3-0		0-0-0		0-0-0		AWAY		1-2-0		2-1-0		0-0-0											
0-0-0		0-0-0		0-0-0		NEUTRAL		0-0-0		0-0-0		0-0-0											
RPI	S	Opponent		Score		RPI	S	Opponent		Score		RPI	S	Opponent		Score							
6	A	Florida St.		1	9	41	N	Ohio St.		0	3	52	A	Lipscomb		1	3	103	H	South Dakota St.			
9	A	Florida		1	3							52	A	Lipscomb		8	6	106	H	UNI			
11	N	Minnesota		0	13							52	A	Lipscomb		0	13	106	H	UNI			
												56	H	Liberty		1	3	115	N	Albany (NY)			
												56	H	Liberty		1	4	117	H	Ball St.			
												56	H	Liberty		1	5	119	A	North Ala.			
												61	H	FGCU		3	6	119	A	North Ala.			
												61	H	FGCU		3	4	119	A	North Ala.			
												87	N	Purdue		2	5	143	H	UNCW			
																		158	H	Col. of Charleston			
																		160	H	Ga. Southern			
																		164	H	Kennesaw St.			
																		164	H	Kennesaw St.			
																		164	H	Kennesaw St.			
																		178	N	Monmouth			
																		181	H	Colgate			
																		187	H	Florida A&M			
																		202	N	Army West Point			
																		203	H	Charleston So.			
																		213	N	Princeton			
																		224	N	Butler			
																		233	H	Georgetown			
																		233	N	Georgetown			
																		235	N	Siena			
																		251	N	Manhattan			
																		263	N	Buffalo			
																		266	H	Presbyterian			

RPI	S	Opponent	Score	
269	H	Holy Cross	3	1

North Florida

N
o
r
t
h
F
l
o
r
i
d
a

N
o
r
t
h
F
l
o
r
i
d
a

Average RPI Win: 127		WON-LOST	WINNING	LAST 10	STRENGTH OF		OPP. STRENGTH	TEAM	ADJ	CONF.	ADJ CONF.
Average RPI Loss: 73		RECORD	PCT. RANK	GAMES	SCHEDULE		OF SCHEDULE	RPI	RPI	RPI	RPI
DIV. I ONLY		19-22-0	.46341	168	59		58	100	.52527	101	7
DIV. I NON-CONF.		12-14-0	.46154	156	88		63	123	.51183	121	7
TOTALS		RPI 1-25	RPI 26-50		W-L RECORDS		RPI 51-100		RPI 101-150		RPI 150+
19-22-0		0-3-0	3-7-0		OVERALL		3-5-0		6-5-0		7-2-0
9-9-0		0-0-0	2-4-0		HOME		1-2-0		3-2-0		3-1-0
4-7-0		0-0-0	1-3-0		AWAY		1-2-0		2-1-0		0-1-0
6-6-0		0-3-0	0-0-0		NEUTRAL		1-1-0		1-2-0		4-0-0
12-14-0		0-3-0	0-1-0		NON-CONFERENCE		3-5-0		4-4-0		5-1-0
5-4-0		0-0-0	0-0-0		HOME		1-2-0		3-2-0		1-0-0
1-4-0		0-0-0	0-0-		AWAY		1-2-0		0-0-0		0-1-0
6-6-0		0-3-0	0-0-0		NEUTRAL		1-1-0		1-2-0		4-0-0
7-8-0		0-0-0	3-6-0		CONFERENCE		0-0-0		2-1-0		2-1-0
4-5-0		0-0-0	2-4-0		HOME		0-0-0		0-0-0		2-1-0
3-3-0		0-0-0	1-2-0		AWAY		0-0-0		2-1-0		0-0-0
0-0-0		0-0-0	0-0-0		NEUTRAL		0-0-0		0-0-0		0-0-0
RPI S	Opponent	Score	RPI S	Opponent	Score	RPI S	Opponent	Score	RPI S	Opponent	Score
1 N	Oklahoma	0 9	38 A	Boise St.	5 2	56 N	Liberty	0 8	108 N	Ohio	1 5
17 N	Oklahoma St.	5 15	38 A	Boise St.	0 7	61 H	FGCU	0 9	111 H	Northern Ill.	7 5
21 N	Texas Tech	0 7	38 A	Boise St.	1 16	64 A	Grand Canyon	0 9	112 N	Boston U.	0 6
			43 H	UNLV	4 5	64 H	Grand Canyon	0 8	113 H	Middle Tenn.	2 1
			43 H	UNLV	3 4	68 A	Loyola Marymount	1 2	120 A	Nevada	10 2
			43 H	UNLV	2 7	80 H	BYU	2 1	120 A	Nevada	2 7
			46 H	San Jose St.	2 6	81 A	Long Beach St.	4 1	120 A	Nevada	3 2
			46 H	San Jose St.	3 2	99 N	Nebraska	4 0	126 N	Syracuse	9 8
			46 H	San Jose St.	3 0				127 H	Weber St.	4 6
			48 A	Cal St. Fullerton	1 5				134 H	UC Riverside	0 6
									141 H	UIC	13 8
									161 H	New Mexico	1 3
									161 H	New Mexico	4 3
									161 H	New Mexico	9 8
									172 N	Charlotte	5 4
									172 N	Charlotte	9 1
									175 N	Cal Poly	8 2
									193 A	San Diego	4 5
									201 H	UC Santa Barbara	1 0
									252 N	Robert Morris	6 1
			LAST 10 GAMES								
			127 H	Weber St.	4 6	120 A	Nevada	3 2			
			46 H	San Jose St.	3 0	120 A	Nevada	10 2			
			46 H	San Jose St.	2 6	120 A	Nevada	2 7			
			46 H	San Jose St.	3 2	43 H	UNLV	3 4			
			193 A	San Diego	4 5	43 H	UNLV	2 7			

Non-Div. I Games:

San Diego St.

[illegible]

Non-Div. I Games:

Coastal Caro.

RPI	S	Opponent	Score	
266	H	Presbyterian	4	0
289	H	Rider	11	1
289	H	Rider	5	0

Coastal Caro.

C
o
a
s
t
a
l
C
a
r
o
.

C
o
a
s
t
a
l
C
a
r
o
.

Average RPI Win:	194	WON-LOST RECORD	WINNING PCT. RANK	LAST 10 GAMES	STRENGTH OF SCHEDULE	OPP. STRENGTH OF SCHEDULE	TEAM RPI	ADJ RPI	CONF. RPI	ADJ CONF. RPI	
Average RPI Loss:	122										
DIV. I ONLY	29-12-0	.70732	37	5-5-0	232	150	103	.52451	103	21	21
DIV. I NON-CONF.	21-8-0	.72414	44	0-1-0	197	196	79	.542	81	20	20
<hr/>											
TOTALS	RPI 1-25	RPI 26-50		W-L RECORDS		RPI 51-100		RPI 101-150		RPI 150+	
29-12-0	1-0-0	1-2-0		OVERALL		1-3-0		3-4-0		23-3-0	
4-1-0	0-0-0	0-0-0		HOME		0-0-0		1-1-0		3-0-0	
6-7-0	0-0-0	1-2-0		AWAY		0-2-0		0-1-0		5-2-0	
19-4-0	1-0-0	0-0-0		NEUTRAL		1-1-0		2-2-0		15-1-0	
<hr/>											
21-8-0	1-0-0	0-0-0		NON-CONFERENCE		1-3-0		2-2-0		17-3-0	
0-0-0	0-0-0	0-0-0		HOME		0-0-0		0-0-0		0-0-0	
2-5-0	0-0-0	0-0-		AWAY		0-2-0		0-1-0		2-2-0	
19-3-0	1-0-0	0-0-0		NEUTRAL		1-1-0		2-1-0		15-1-0	
<hr/>											
8-4-0	0-0-0	1-2-0		CONFERENCE		0-0-0		1-2-0		6-0-0	
4-1-0	0-0-0	0-0-0		HOME		0-0-0		1-1-0		3-0-0	
4-2-0	0-0-0	1-2-0		AWAY		0-0-0		0-0-0		3-0-0	
0-1-0	0-0-0	0-0-0		NEUTRAL		0-0-0		0-1-0		0-0-0	
<hr/>											
RPI S	Opponent	Score		RPI S	Opponent	Score		RPI S	Opponent	Score	
24 N	Drake	6	4	39 A	North Dakota St.	0	5	59 N	Southeast Mo. St.	3	7
				39 A	North Dakota St.	6	2	91 N	St. John's (NY)	5	4
				39 A	North Dakota St.	0	1	99 A	Nebraska	3	14
								100 A	North Florida	8	10
									</		

RPI	S	Opponent	Score	
259	N	Central Conn. St.	5	1
267	A	Omaha	4	1
267	A	Omaha	13	3
267	A	Omaha	8	1
277	N	Jackson St.	16	1
277	N	Jackson St.	9	1

South Dakota St.

S
o
u
t
h
D
a
k
o
t
a
S
t
.

S
o
u
t
h
D
a
k
o
t
a
S
t
.

Average RPI Win: 158		WON-LOST	WINNING	LAST 10	STRENGTH OF		OPP. STRENGTH	TEAM	ADJ	CONF.	ADJ CONF.
Average RPI Loss: 110		RECORD	PCT. RANK	GAMES	SCHEDULE		OF SCHEDULE	RPI	RPI	RPI	RPI
DIV. I ONLY		23-17-0	.575	104	7-3-0		132	119	101	.52427	104
DIV. I NON-CONF.		15-13-0	.53571	123	0		153	110	125	.51151	122
TOTALS		RPI 1-25	RPI 26-50		W-L RECORDS		RPI 51-100		RPI 101-150		RPI 150+
23-17-0		0-3-0	0-1-0		OVERALL		6-3-0		6-5-0		11-5-0
6-2-0		0-0-0	0-0-0		HOME		0-0-0		4-2-0		2-0-0
9-10-0		0-3-0	0-0-0		AWAY		6-3-0		2-2-0		1-2-0
8-5-0		0-0-0	0-1-0		NEUTRAL		0-0-0		0-1-0		8-3-0
15-13-0		0-3-0	0-1-0		NON-CONFERENCE		4-1-0		3-4-0		8-4-0
1-1-0		0-0-0	0-0-0		HOME		0-0-0		1-1-0		0-0-0
6-7-0		0-3-0	0-0-		AWAY		4-1-0		2-2-0		0-1-0
8-5-0		0-0-0	0-1-0		NEUTRAL		0-0-0		0-1-0		8-3-0
8-4-0		0-0-0	0-0-0		CONFERENCE		2-2-0		3-1-0		3-1-0
5-1-0		0-0-0	0-0-0		HOME		0-0-0		3-1-0		2-0-0
3-3-0		0-0-0	0-0-0		AWAY		2-2-0		0-0-0		1-1-0
0-0-0		0-0-0	0-0-0		NEUTRAL		0-0-0		0-0-0		0-0-0
RPI S	Opponent	Score	RPI S	Opponent	Score	RPI S	Opponent	Score	RPI S	Opponent	Score
15 A	Ole Miss	2 7	43 N	UNLV	1 3	59 A	Southeast Mo. St.	0 9	102 A	Coastal Caro.	2 6
20 A	Louisiana	0 8				59 A	Southeast Mo. St.	5 2	107 N	SFA	1 5
20 A	Louisiana	1 2				84 A	Miami (OH)	4 1	110 H	Murray St.	2 4
						84 A	Miami (OH)	2 6	110 H	Murray St.	4 2
						93 A	McNeese	4 0	113 A	Middle Tenn.	10 6
						93 A	McNeese	2 1	119 H	North Ala.	0 4
						93 A	McNeese	4 3	119 H	North Ala.	9 1
						94 A	Jacksonville St.	0 3	131 H	Belmont	9 1
						94 A	Jacksonville St.	3 1	131 H	Belmont	6 3
									142 A	UAB	18 4
									142 A	UAB	6 11
									156 N	Radford	3 4
									156 N	Radford	12 4
									163 A	Lamar University	0 3
									168 N	Michigan St.	5 2
									190 N	Jacksonville	9 2
									197 N	Dayton	7 8
									197 N	Dayton	6 0
									212 H	Tennessee St.	4 1
									212 H	Tennessee St.	9 1
									222 A	Eastern Ill.	1 4
									222 A	Eastern Ill.	9 0
									225 N	La.-Monroe	3 5
									225 N	La.-Monroe	10 0
									243 N	Wright St.	8 3
									277 N	Jackson St.	12 2
									277 N	Jackson St.	1 0
LAST 10 GAMES			LAST 10 GAMES			LAST 10 GAMES			LAST 10 GAMES		
277 N	Jackson St.	1 0	277 N	Jackson St.	1 0	222 A	Eastern Ill.	1 4	222 A	Eastern Ill.	9 0
20 A	Louisiana	0 8	20 A	Louisiana	0 8	94 A	Jacksonville St.	0 3	225 N	La.-Monroe	3 5
212 H	Tennessee St.	4 1	212 H	Tennessee St.	4 1	131 H	Belmont	6 3	243 N	Wright St.	8 3
119 H	North Ala.	0 4	119 H	North Ala.	0 4	110 H	Murray St.	2 4	277 N	Jackson St.	12 2
59 A	Southeast Mo. St.	0 9	59 A	Southeast Mo. St.	0 9	93 A	McNeese	4 3	277 N	Jackson St.	1 0

Non-Div. I Games:

Austin Peay

Average RPI Win:	142	WON-LOST RECORD	WINNING PCT. RANK	LAST 10 GAMES	STRENGTH OF SCHEDULE	OPP. STRENGTH OF SCHEDULE	TEAM RPI	ADJ RPI	CONF. RPI	ADJ CONF. RPI		
DIV. I ONLY		20-23-0	.46512	167	3-7-0	61	102	106	.52235	105	4	4
DIV. I NON-CONF.		16-12-0	.57143	106	0	66	180	84	.53945	86	4	4
<hr/>												
TOTALS	RPI 1-25	RPI 26-50		W-L RECORDS		RPI 51-100		RPI 101-150		RPI 150+		
20-23-0	0-4-0	4-6-0		OVERALL		2-2-0		5-4-0		9-7-0		
6-8-0	0-3-0	1-2-0		HOME		0-0-0		1-3-0		4-0-0		
4-10-0	0-0-0	2-4-0		AWAY		0-2-0		1-1-0		1-3-0		
10-5-0	0-1-0	1-0-0		NEUTRAL		2-0-0		3-0-0		4-4-0		
16-12-0	0-1-0	2-2-0		NON-CONFERENCE		2-2-0		4-2-0		8-5-0		
4-1-0	0-0-0	0-0-0		HOME		0-0-0		0-1-0		4-0-0		
2-6-0	0-0-0	1-0-		AWAY		0-2-0		1-1-0		0-1-0		
10-5-0	0-1-0	1-0-0		NEUTRAL		2-0-0		3-0-0		4-4-0		
4-11-0	0-3-0	2-4-0		CONFERENCE		0-0-0		1-2-0		1-2-0		
2-7-0	0-3-0	1-2-0		HOME		0-0-0		1-2-0		0-0-0		
2-4-0	0-0-0	1-2-0		AWAY		0-0-0		0-0-0		1-2-0		
0-0-0	0-0-0	0-0-0		NEUTRAL		0-0-0		0-0-0		0-0-0		
RPI S	Opponent	Score	RPI S	Opponent	Score	RPI S	Opponent	Score	RPI S	Opponent	Score	
8 N	Alabama	0 10	27 A	North Carolina	5 11	53 A	Troy	3 4	110 N	Murray St.	6 3	
11 H	Minnesota	5 19	40 A	Houston	4 2	53 A	Troy	1 10	110 N	Murray St.	3 2	
11 H	Minnesota	3 5	40 A	Houston	4 12	72 N	UNC Greensboro	17 9	120 N	Nevada	6 3	
11 H	Minnesota	5 6	41 H	Ohio St.	3 2	88 N	Nicholls St.	2 1	134 A	UC Riverside	2 7	
			41 H	Ohio St.	3 15				134 A	UC Riverside	8 3	
			41 H	Ohio St.	1 10				140 H	Virginia	1 7	
			43 N	UNLV	5 0				146 H	Penn St.	1 12	
			44 A	Indiana	4 3				146 H	Penn St.	3 9	
			44 A	Indiana	0 8				146 H	Penn St.	5 4	
			44 A	Indiana	1 10				152 N	George Washington	2 5	
									153 H	Villanova	6 5	
									168 A	Michigan St.	7 8	
									168 A	Michigan St.	11 9	
									168 A	Michigan St.	3 11	
									182 N	UT Martin	5 4	
									182 N	UT Martin	2 3	
									192 A	Stetson	5 6	
									216 H	UMBC	9 2	
									223 N	Portland St.	12 9	
									223 N	Portland St.	8 13	
									225 N	La.-Monroe	8 0	
									226 N	Fairfield	5 6	
									227 N	Bethune-Cookman	3 2	
									240 H	Bryant	9 2	
									261 H	Rhode Island	6 4	
			LAST 10 GAMES									
			146 H	Penn St.	3 9	44 A	Indiana	0 8				
			146 H	Penn St.	1 12	168 A	Michigan St.	3 11				
			146 H	Penn St.	5 4	168 A	Michigan St.	7 8				
			44 A	Indiana	1 10	168 A	Michigan St.	11 9				
			44 A	Indiana	4 3	41 H	Ohio St.	3 15				

Non-Div. I Games:

Maryland

U
N
I

UNI

Average RPI Win:		175	WON-LOST RECORD		WINNING PCT. RANK		LAST 10 GAMES		STRENGTH OF SCHEDULE		OPP. STRENGTH OF SCHEDULE		TEAM RPI		ADJ RPI		CONF. RPI		ADJ CONF. RPI					
DIV. I ONLY			29-17-0		.63043		72		7-3-0		215		94		113		.52208		107		20		19	
DIV. I NON-CONF.			15-10-0		.6		91		1-0-0		89		41		66		.55547		61		15		14	
TOTALS		RPI 1-25		RPI 26-50		W-L RECORDS		RPI 51-100		RPI 101-150		RPI 150+												
29-17-0		0-4-0		3-2-0		OVERALL		3-2-0		5-5-0		18-4-0												
8-3-0		0-0-0		0-0-0		HOME		2-1-0		0-0-0		6-2-0												
12-12-0		0-4-0		1-2-0		AWAY		1-0-0		1-4-0		9-2-0												
9-2-0		0-0-0		2-0-0		NEUTRAL		0-1-0		4-1-0		3-0-0												
15-10-0		0-4-0		3-2-0		NON-CONFERENCE		1-1-0		4-3-0		7-0-0												
2-0-0		0-0-0		0-0-0		HOME		0-0-0		0-0-0		2-0-0												
4-8-0		0-4-0		1-0-		AWAY		1-0-0		0-2-0		2-0-0												
9-2-0		0-0-0		2-0-0		NEUTRAL		0-1-0		4-1-0		3-0-0												
14-7-0		0-0-0		0-0-0		CONFERENCE		2-1-0		1-2-0		11-4-0												
6-3-0		0-0-0		0-0-0		HOME		2-1-0		0-0-0		4-2-0												
8-4-0		0-0-0		0-0-0		AWAY		0-0-0		1-2-0		7-2-0												
0-0-0		0-0-0		0-0-0		NEUTRAL		0-0-0		0-0-0		0-0-0												
RPI	S	Opponent		Score		RPI	S	Opponent		Score		RPI	S	Opponent		Score								
7	A	LSU		0	6	33	A	Mississippi St.		0	3	58	A	Baylor		4	1							
7	A	LSU		3	13	33	A	Mississippi St.		1	0	66	N	USC Upstate		0	3							
20	A	Louisiana		2	5	44	N	Indiana		1	0	93	H	McNeese		2	8							
20	A	Louisiana		1	9	45	N	Illinois		7	2	93	H	McNeese		7	0							
						49	A	Texas A&M		0	2	93	H	McNeese		4	2							

Non-Div. I Games:

SFA

RPI	S	Opponent	Score	
273	A	Incarnate Word	3	0
273	A	Incarnate Word	7	0
273	A	Incarnate Word	4	1
277	N	Jackson St.	7	3
277	N	Jackson St.	13	2

S
F
A

S
F
A

SFA

O
h
i
o

Ohio

RPI	S	Opponent	Score	
284	N	Morehead St.	6	1

Ohio

O
h
i
o

O
h
i
o

Page 129

Average RPI Win:	207	WON-LOST	WINNING	LAST 10	STRENGTH OF	OPP. STRENGTH	TEAM	ADJ	CONF.	ADJ CONF.		
Average RPI Loss:	115	RECORD	PCT. RANK	GAMES	SCHEDULE	OF SCHEDULE	RPI	RPI	RPI	RPI		
DIV. I ONLY		23-14-0	.62162	76	8-2-0	176	191	108	.51835	109	23	23
DIV. I NON-CONF.		12-14-0	.46154	156	0-2-0	161	149	159	.48971	154	23	25
<hr/>												
TOTALS	RPI 1-25	RPI 26-50		W-L RECORDS		RPI 51-100		RPI 101-150		RPI 150+		
23-14-0	0-0-0	1-4-0		OVERALL		0-2-0		1-4-0		21-4-0		
6-0-0	0-0-0	0-0-0		HOME		0-0-0		0-0-0		6-0-0		
11-8-0	0-0-0	0-4-0		AWAY		0-0-0		0-2-0		11-2-0		
6-6-0	0-0-0	1-0-0		NEUTRAL		0-2-0		1-2-0		4-2-0		
<hr/>												
12-14-0	0-0-0	1-4-0		NON-CONFERENCE		0-2-0		1-4-0		10-4-0		
0-0-0	0-0-0	0-0-0		HOME		0-0-0		0-0-0		0-0-0		
6-8-0	0-0-0	0-0-		AWAY		0-0-0		0-2-0		6-2-0		
6-6-0	0-0-0	1-0-0		NEUTRAL		0-2-0		1-2-0		4-2-0		
<hr/>												
11-0-0	0-0-0	0-0-0		CONFERENCE		0-0-0		0-0-0		11-0-0		
6-0-0	0-0-0	0-0-0		HOME		0-0-0		0-0-0		6-0-0		
5-0-0	0-0-0	0-0-0		AWAY		0-0-0		0-0-0		5-0-0		
0-0-0	0-0-0	0-0-0		NEUTRAL		0-0-0		0-0-0		0-0-0		
<hr/>												
RPI	S	Opponent	Score	RPI	S	Opponent	Score	RPI	S	Opponent	Score	
26	A	Stanford	6 7	73	N	Marshall	3 4	112	A	Boston U.	3 4	
26	A	Stanford	3 4	86	N	Georgia Tech	8 9	112	A	Boston U.	2 3	
43	N	UNLV	1 0					125	N	Providence	7 4	
46	A	San Jose St.	0 5					125	N	Providence	3 5	
46	A	San Jose St.	1 9					143	N	UNCW	2 9	
								154	N	Bucknell	4 1	
								156	N	Radford	2 1	
								158	A	Col. of Charleston	1 5	
								159	A	UConn	8 7	
								190	A	Jacksonville	0 8	
								190	A	Jacksonville	6 1	
								200	A	Binghamton	6 3	
								200	A	Binghamton	3 2	
								200	A	Binghamton	4 3	
								203	A	Charleston So.	5 0	
								216	H	UMBC	6 5	
								216	H	UMBC	9 3	
								216	H	UMBC	1 0	
								220	N	Pacific	1 3	
								240	A	Bryant	7 6	
								244	A	Hartford	6 5	
								244	A	Hartford	10 6	
								245	N	Iona	1 7	
								245	N	Iona	12 4	
								247	N	Northern Ky.	6 4	
								250	H	Maine	8 0	
								250	H	Maine	5 2	
<hr/>												
LAST 10 GAMES												
216	H	UMBC	6 5	244	A	Hartford	6 5	245	N	Iona	1 7	
200	A	Binghamton	3 2	216	H	UMBC	9 3	245	N	Iona	12 4	
250	H	Maine	7 5	216	H	UMBC	1 0	247	N	Northern Ky.	6 4	
255	A	Yale	9 1	112	A	Boston U.	3 4	250	H	Maine	8 0	
112	A	Boston U.	2 3	200	A	Binghamton	6 3	250	H	Maine	5 2	

Non-Div. I Games:

UMass Lowell

RPI	S	Opponent	Score	
250	H	Maine	7	5
255	A	Yale	9	1
255	A	Yale	7	3

UMass Lowell

U
M
a
s
s
L
o
w
e
l
l

U
M
a
s
s
L
o
w
e
l
l

M
u
r
r
a
y
s
t
.

Murray St.

RPI	S	Opponent	Score	
224	N	Butler	5	0
250	N	Maine	5	6
253	H	Purdue Fort Wayne	2	0

Murray St.

M
u
r
r
a
y
S
t
.

M
u
r
r
a
y
S
t
.

[illegible]

Non-Div. I Games:

Northern Ill.

RPI	S	Opponent	Score	
267	N	Omaha	2	1
270	N	Mississippi Val.	8	0
273	A	Incarnate Word	1	0
273	H	Incarnate Word	3	0

Northern Ill.

N
o
r
t
h
e
r
n
I
l
l
.

N
o
r
t
h
e
r
n
I
l
l
.

Average RPI Win:	202	WON-LOST	WINNING	LAST 10	STRENGTH OF	OPP. STRENGTH	TEAM	ADJ	CONF.	ADJ CONF.						
Average RPI Loss:	88	RECORD	PCT. RANK	GAMES	SCHEDULE	OF SCHEDULE	RPI	RPI	RPI	RPI						
DIV. I ONLY		28-17-0	.62222	73	8-2-0	190	142	110	.51451	112	24	24				
DIV. I NON-CONF.		17-16-0	.51515	136	2-1-0	118	132	124	.51046	126	24	24				
<hr/>																
TOTALS	RPI 1-25	RPI 26-50		W-L RECORDS		RPI 51-100		RPI 101-150		RPI 150+						
28-17-0	0-4-0	0-1-0		OVERALL		1-6-0		6-2-0		21-4-0						
11-0-0	0-0-0	0-0-0		HOME		0-0-0		4-0-0		7-0-0						
5-8-0	0-2-0	0-1-0		AWAY		0-2-0		0-1-0		5-2-0						
12-9-0	0-2-0	0-0-0		NEUTRAL		1-4-0		2-1-0		9-2-0						
<hr/>																
17-16-0	0-4-0	0-1-0		NON-CONFERENCE		1-6-0		6-2-0		10-3-0						
5-0-0	0-0-0	0-0-0		HOME		0-0-0		4-0-0		1-0-0						
0-7-0	0-2-0	0-0-		AWAY		0-2-0		0-1-0		0-1-0						
12-9-0	0-2-0	0-0-0		NEUTRAL		1-4-0		2-1-0		9-2-0						
<hr/>																
11-1-0	0-0-0	0-0-0		CONFERENCE		0-0-0		0-0-0		11-1-0						
6-0-0	0-0-0	0-0-0		HOME		0-0-0		0-0-0		6-0-0						
5-1-0	0-0-0	0-0-0		AWAY		0-0-0		0-0-0		5-1-0						
0-0-0	0-0-0	0-0-0		NEUTRAL		0-0-0		0-0-0		0-0-0						
<hr/>																
RPI	S	Opponent	Score		RPI	S	Opponent	Score		RPI	S	Opponent	Score			
2	N	UCLA	0	12	48	A	Cal St. Fullerton	1	3	51	N	Iowa St.	0	1		
12	N	Tennessee	0	4			56	N	Liberty	0	5	102	A	Coastal Caro.	0	6
23	A	Arkansas	7	12			68	A	Loyola Marymount	1	2	109	H	UMass Lowell	4	3
23	A	Arkansas	2	4			68	A	Loyola Marymount	2	3	109	H	UMass Lowell	3	2
							75	N	DePaul	2	4	118	H	Boston College	3	2
							80	N	BYU	7	6	141	N	UIC	3	4
							81	N	Long Beach St.	0	9	144	H	Massachusetts	3	1
									145	N	Northwestern St.	1	0			
									158	N	Col. of Charleston	0	1			
									159	N	UConn	9	3			
									159	N	UConn	7	3			
									169	A	Lehigh	2	0			
									169	A	Lehigh	2	0			
									169	A	Lehigh	0	1			
									171	A	Harvard	2	4			
									181	H	Colgate	8	0			
									181	H	Colgate	2	1			
									181	H	Colgate	7	0			
									228	N	Bowling Green	4	0			
									228	N	Bowling Green	9	3			
									235	N	Siena	5	1			
									245	N	Iona	0	1			
									252	N	Robert Morris	4	0			
									261	H	Rhode Island	4	1			
									264	A	Lafayette	7	0			
									264	A	Lafayette	14	1			
									264	A	Lafayette	4	0			
									109	H	UMass Lowell	4	3			
													4	0		

RPI	S	Opponent	Score	
267	N	Omaha	6	1
269	H	Holy Cross	3	0
269	H	Holy Cross	2	0
269	H	Holy Cross	7	1
289	N	Rider	8	0
289	N	Rider	8	2

Boston U.

B
o
s
t
o
n
U
.

B
o
s
t
o
n
U
.

Average RPI Win: 155		WON-LOST RECORD		WINNING PCT. RANK		LAST 10 GAMES		STRENGTH OF SCHEDULE		OPP. STRENGTH OF SCHEDULE		TEAM RPI		ADJ RPI		CONF. RPI		ADJ CONF. RPI							
DIV. I ONLY		25-18-0		.5814 98		7-3-0		184		91		116		.51436 113		9		9							
DIV. I NON-CONF.		16-13-0		.55172 117		2-0-0		122		137		111		.52199 112		9		10							
TOTALS		RPI 1-25		RPI 26-50		W-L RECORDS		RPI 51-100		RPI 101-150		RPI 150+													
25-18-0		1-2-0		0-1-0		OVERALL		2-1-0		9-8-0		13-6-0													
7-3-0		0-0-0		0-0-0		HOME		0-0-0		5-2-0		2-1-0													
8-6-0		0-0-0		0-1-0		AWAY		1-0-0		2-2-0		5-3-0													
10-9-0		1-2-0		0-0-0		NEUTRAL		1-1-0		2-4-0		6-2-0													
16-13-0		1-2-0		0-1-0		NON-CONFERENCE		2-1-0		3-6-0		10-3-0													
3-2-0		0-0-0		0-0-0		HOME		0-0-0		1-1-0		2-1-0													
3-2-0		0-0-0		0-0-		AWAY		1-0-0		0-1-0		2-0-0													
10-9-0		1-2-0		0-0-0		NEUTRAL		1-1-0		2-4-0		6-2-0													
9-5-0		0-0-0		0-0-0		CONFERENCE		0-0-0		6-2-0		3-3-0													
4-1-0		0-0-0		0-0-0		HOME		0-0-0		4-1-0		0-0-0													
5-4-0		0-0-0		0-0-0		AWAY		0-0-0		2-1-0		3-3-0													
0-0-0		0-0-0		0-0-0		NEUTRAL		0-0-0		0-0-0		0-0-0													
RPI	S	Opponent		Score		RPI	S	Opponent		Score		RPI	S	Opponent		Score		RPI	S	Opponent		Score			
12	N	Tennessee		0	8	33	A	Mississippi St.		2	8	64	A	Grand Canyon		7	5	101	A	San Diego St.		1	2		
18	N	South Carolina		4	6							87	N	Purdue		3	12	104	H	Austin Peay		6	10		
25	N	South Fla.		2	1							92	N	Iowa		8	6	107	N	SFA		1	7		
														107 N SFA				107	N	SFA		1	2		
														111 N Northern Ill.				111	N	Northern Ill.		2	13		
														111 N Northern Ill.				111	N	Northern Ill.		2	1		
														115 N Albany (NY)				115	N	Albany (NY)		4	2		
														116 H FIU				116	H	FIU		8	0		
														116 H FIU				116	H	FIU		2	1		
														116 H FIU				116	H	FIU		5	0		
														123 A Fla. Atlantic				123	A	Fla. Atlantic		6	3		
														123 A Fla. Atlantic				123	A	Fla. Atlantic		6	8		
														123 A Fla. Atlantic				123	A	Fla. Atlantic		9	3		
														131 H Belmont				131	H	Belmont		4	3		
														136 N South Dakota				136	N	South Dakota		1	3		
														142 H UAB				142	H	UAB		1	3		
														142 H UAB				142	H	UAB		6	5		
														157 A UTSA				157	A	UTSA		11	9		
														157 A UTSA				157	A	UTSA		4	5		
														157 A UTSA				157	A	UTSA		5	6		
														172 A Charlotte				172	A	Charlotte		2	9		
														172 A Charlotte				172	A	Charlotte		6	5		
														172 A Charlotte				172	A	Charlotte		7	4		
														176 N Valparaiso				176	N	Valparaiso		4	1		
														176 N Valparaiso				176	N	Valparaiso		4	2		
														179 N Furman				179	N	Furman		0	4		
														181 N Colgate				181	N	Colgate		1	2		
LAST 10 GAMES																									
														116 H FIU				2	1						
														243 H Wright St.				8	0						
														123 A Fla. Atlantic				9	3						
														123 A Fla. Atlantic				6	8						
														123 A Fla. Atlantic				6	3						

Non-Div. I Games:

Middle Tenn.

RPI	S	Opponent	Score	
182	A	UT Martin	2	0
201	N	UC Santa Barbara	2	1
210	N	Penn	3	0
212	A	Tennessee St.	9	2
227	N	Bethune-Cookman	6	2
235	N	Siena	14	3
243	H	Wright St.	8	0
243	H	Wright St.	3	0
250	H	Maine	1	2

Middle Tenn.

M
i
d
d
l
e
T
e
n
n
.

M
i
d
d
l
e
T
e
n
n
.

Average RPI Win:	183	WON-LOST RECORD	WINNING PCT. RANK	LAST 10 GAMES	STRENGTH OF SCHEDULE	OPP. STRENGTH OF SCHEDULE	TEAM RPI	ADJ RPI	CONF. RPI	ADJ CONF. RPI	
DIV. I ONLY	25-14-0	.64103	66	8-2-0	196	193	111	.51434	114	27	28
DIV. I NON-CONF.	18-13-0	.58065	96	1-1-0	180	148	121	.51105	125	27	29
<hr/>											
TOTALS	RPI 1-25	RPI 26-50		W-L RECORDS	RPI 51-100		RPI 101-150		RPI 150+		
25-14-0	0-0-0	0-0-0		OVERALL	4-4-0		4-5-0		17-5-0		
7-0-0	0-0-0	0-0-0		HOME	1-0-0		1-0-0		5-0-0		
7-4-0	0-0-0	0-0-0		AWAY	1-1-0		1-2-0		5-1-0		
11-10-0	0-0-0	0-0-0		NEUTRAL	2-3-0		2-3-0		7-4-0		
<hr/>											
18-13-0	0-0-0	0-0-0		NON-CONFERENCE	4-4-0		4-5-0		10-4-0		
3-0-0	0-0-0	0-0-0		HOME	1-0-0		1-0-0		1-0-0		
4-3-0	0-0-0	0-0-		AWAY	1-1-0		1-2-0		2-0-0		
11-10-0	0-0-0	0-0-0		NEUTRAL	2-3-0		2-3-0		7-4-0		
<hr/>											
7-1-0	0-0-0	0-0-0		CONFERENCE	0-0-0		0-0-0		7-1-0		
4-0-0	0-0-0	0-0-0		HOME	0-0-0		0-0-0		4-0-0		
3-1-0	0-0-0	0-0-0		AWAY	0-0-0		0-0-0		3-1-0		
0-0-0	0-0-0	0-0-0		NEUTRAL	0-0-0		0-0-0		0-0-0		
<hr/>											
RPI	S	Opponent	Score	RPI	S	Opponent	Score	RPI	S	Opponent	Score
				53	N	Troy	1 9	116	A	FIU	1 0
				61	A	FGCU	3 2	117	N	Ball St.	4 7
				61	A	FGCU	0 7	122	N	East Carolina	5 6
				61	N	FGCU	7 6	128	A	Stony Brook	1 4
				67	N	Kent St.	1 7	135	N	Illinois St.	5 3
				67	N	Kent St.	3 1	138	N	Towson	3 8
				91	H	St. John's (NY)	6 5	139	A	Hofstra	3 4
				98	N	Chattanooga	1 8	139	H	Hofstra	6 3
								144	N	Massachusetts	9 5
								153	N	Villanova	3 9
								171	N	Harvard	2 0
								185	N	Delaware	7 0
								185	N	Delaware	9 1
								187	N	Florida A&M	8 7
								190	A	Jacksonville	5 0
								192	N	Stetson	4 1
								198	H	Columbia	8 0
								201	A	UC Santa Barbara	6 1
								227	N	Bethune-Cookman	0 5
								228	N	Bowling Green	1 0
				231	A	Sacred Heart	2 1				
				LAST 10 GAMES							
				260	H	Wagner	12 4	249	H	Mt. St. Mary's	6 3
				260	H	Wagner	9 1	128	A	Stony Brook	1 4
				275	A	Fairleigh Dickinson	1 2	249	H	Mt. St. Mary's	6 3
				275	A	Fairleigh Dickinson	3 1	231	A	Sacred Heart	5 0
				231	A	Sacred Heart	2 1	91	H	St. John's (NY)	6 5
								260	H	Wagner	12 4
								260	H	Wagner	9 1

Non-Div. I Games:

LIU Brooklyn

RPI	S	Opponent	Score	
263	N	Buffalo	1	11
275	A	Fairleigh Dickinson	3	1
275	A	Fairleigh Dickinson	1	2
278	N	Brown	2	1

LIU Brooklyn

L
I
U
B
r
o
o
k
l
y
n

L
I
U
B
r
o
o
k
l
y
n

Average RPI Win:	216	WON-LOST RECORD	WINNING PCT. RANK	LAST 10 GAMES	STRENGTH OF SCHEDULE	OPP. STRENGTH OF SCHEDULE	TEAM RPI	ADJ RPI	CONF. RPI	ADJ CONF. RPI	
DIV. I ONLY	21-11-0	.65625	61	8-2-0	182	244	107	.51394	115	23	23
DIV. I NON-CONF.	11-10-0	.52381	131	1-1-0	192	259	165	.4808	168	23	25
TOTALS	RPI 1-25	RPI 26-50	W-L RECORDS		RPI 51-100	RPI 101-150		RPI 150+			
21-11-0	0-0-0	0-0-0	OVERALL		0-2-0	2-4-0		19-5-0			
8-3-0	0-0-0	0-0-0	HOME		0-0-0	2-1-0		6-2-0			
9-1-0	0-0-0	0-0-0	AWAY		0-0-0	0-0-0		9-1-0			
4-7-0	0-0-0	0-0-0	NEUTRAL		0-2-0	0-3-0		4-2-0			
11-10-0	0-0-0	0-0-0	NON-CONFERENCE		0-2-0	0-3-0		11-5-0			
3-2-0	0-0-0	0-0-0	HOME		0-0-0	0-0-0		3-2-0			
4-1-0	0-0-0	0-0-	AWAY		0-0-0	0-0-0		4-1-0			
4-7-0	0-0-0	0-0-0	NEUTRAL		0-2-0	0-3-0		4-2-0			
10-1-0	0-0-0	0-0-0	CONFERENCE		0-0-0	2-1-0		8-0-0			
5-1-0	0-0-0	0-0-0	HOME		0-0-0	2-1-0		3-0-0			
5-0-0	0-0-0	0-0-0	AWAY		0-0-0	0-0-0		5-0-0			
0-0-0	0-0-0	0-0-0	NEUTRAL		0-0-0	0-0-0		0-0-0			
RPI S	Opponent	Score	RPI S	Opponent	Score	RPI S	Opponent	Score	RPI S	Opponent	Score
						87 N	Purdue	8 10	113 N	Middle Tenn.	2 4
						100 N	North Florida	1 4	128 H	Stony Brook	5 3
									128 H	Stony Brook	0 4
									128 H	Stony Brook	6 3
									136 N	South Dakota	0 2
									139 N	Hofstra	0 2
									181 H	Colgate	9 7
									181 H	Colgate	8 2
									181 H	Colgate	1 4
									200 A	Binghamton	13 5
									200 A	Binghamton	7 4
									202 H	Army West Point	12 8
									202 H	Army West Point	2 3
									205 A	George Mason	7 2
									209 N	Drexel	6 5
									209 N	Drexel	2 0
									216 A	UMBC	11 3
									233 N	Georgetown	6 3
									241 A	Norfolk St.	0 1
									244 H	Hartford	5 2
									244 H	Hartford	8 2
									244 H	Hartford	6 3
					LAST 10 GAMES				249 A	Mt. St. Mary's	5 2
					250 A Maine	11 7			249 A	Mt. St. Mary's	4 2
					250 A Maine	2 1			249 A	Mt. St. Mary's	4 2
					249 A Mt. St. Mary's	5 2			249 N	Mt. St. Mary's	4 9
					244 H Hartford	8 2			250 A	Maine	2 1
					128 H Stony Brook	6 3			250 A	Maine	11 7

Non-Div. I Games:

Albany (NY)

RPI	S	Opponent	Score	
252	A	Robert Morris	5	4
252	N	Robert Morris	8	3
252	N	Robert Morris	1	5

Albany (NY)

A
l
b
a
n
y
(
N
Y
)

A
l
b
a
n
y
(
N
Y
)

FIU

Average RPI Win: 145		WON-LOST	WINNING	LAST 10	STRENGTH OF	OPP. STRENGTH	TEAM	ADJ	CONF.	ADJ CONF.					
Average RPI Loss: 107		RECORD	PCT. RANK	GAMES	SCHEDULE	OF SCHEDULE	RPI	RPI	RPI	RPI					
DIV. I ONLY		22-22-0	.5	142	4-6-0	113	125	119	.5136	116	9	9			
DIV. I NON-CONF.		18-9-0	.66667	61	0	171	157	81	.53942	88	9	10			
<hr/>															
TOTALS		RPI 1-25		RPI 26-50		W-L RECORDS		RPI 51-100		RPI 101-150		RPI 150+			
22-22-0		0-0-0		1-1-0		OVERALL		4-8-0		7-8-0		10-5-0			
12-14-0		0-0-0		1-1-0		HOME		4-8-0		4-2-0		3-3-0			
2-6-0		0-0-0		0-0-0		AWAY		0-0-0		2-4-0		0-2-0			
8-2-0		0-0-0		0-0-0		NEUTRAL		0-0-0		1-2-0		7-0-0			
18-9-0		0-0-0		1-1-0		NON-CONFERENCE		2-1-0		5-4-0		10-3-0			
10-7-0		0-0-0		1-1-0		HOME		2-1-0		4-2-0		3-3-0			
0-0-0		0-0-0		0-0-		AWAY		0-0-0		0-0-0		0-0-0			
8-2-0		0-0-0		0-0-0		NEUTRAL		0-0-0		1-2-0		7-0-0			
4-13-0		0-0-0		0-0-0		CONFERENCE		2-7-0		2-4-0		0-2-0			
2-7-0		0-0-0		0-0-0		HOME		2-7-0		0-0-0		0-0-0			
2-6-0		0-0-0		0-0-0		AWAY		0-0-0		2-4-0		0-2-0			
0-0-0		0-0-0		0-0-0		NEUTRAL		0-0-0		0-0-0		0-0-0			
RPI	S	Opponent	Score	RPI	S	Opponent	Score	RPI	S	Opponent	Score				
				35	H	Notre Dame	0 8	54	H	North Texas	4 13	113	A	Middle Tenn.	0 5
				39	H	North Dakota St.	2 1	54	H	North Texas	0 3	113	A	Middle Tenn.	0 8
								54	H	North Texas	0 7	113	A	Middle Tenn.	1 2
								55	H	Western Ky.	0 4	114	H	LIU Brooklyn	0 1
								55	H	Western Ky.	4 5	118	H	Boston College	2 3
								55	H	Western Ky.	2 6	122	H	East Carolina	2 1
								73	H	Marshall	9 1	123	A	Fla. Atlantic	11 9
								73	H	Marshall	5 1	123	A	Fla. Atlantic	2 5
								73	H	Marshall	1 7	123	A	Fla. Atlantic	5 2
								83	H	Rutgers	4 3	124	H	Memphis	4 1
								83	H	Rutgers	6 1	124	H	Memphis	4 1
								87	H	Purdue	3 6	124	N	Memphis	0 4
												124	N	Memphis	0 6
												128	H	Stony Brook	3 0
												146	N	Penn St.	3 2
												153	N	Villanova	4 0
												159	N	UConn	7 0
												160	N	Ga. Southern	6 5
												163	N	Lamar University	8 5
												163	N	Lamar University	7 0
												168	H	Michigan St.	0 5
												172	A	Charlotte	2 7
												172	A	Charlotte	1 9
												178	H	Monmouth	0 2
												198	H	Columbia	0 3
												198	H	Columbia	5 4
												208	N	Detroit Mercy	2 0
<hr/>															
LAST 10 GAMES															
				172	A	Charlotte	1 9	73	H	Marshall	5 1	172	A	Charlotte	1 9
				172	A	Charlotte	2 7	54	H	North Texas	0 3	178	H	Monmouth	0 2
				87	H	Purdue	3 6	113	A	Middle Tenn.	1 2	198	H	Columbia	0 3
				118	H	Boston College	2 3	123	A	Fla. Atlantic	11 9	198	H	Columbia	5 4
				124	H	Memphis	4 1	55	H	Western Ky.	0 4	208	N	Detroit Mercy	2 0

Non-Div. I Games:

FIU

RPI	S	Opponent	Score	
235	N	Siena	11	1
240	H	Bryant	5	2
263	H	Buffalo	8	3

FIU

F
I
U

F
I
U

Ballst.

Ball St.

Ball St.

Through Games Of April 21, 2019

RPI	S	Opponent	Score	
228	H	Bowling Green	2	1
228	H	Bowling Green	4	5
233	N	Georgetown	10	0
236	N	CSU Bakersfield	8	6
237	N	Northern Colo.	10	0
265	N	Quinnipiac	3	2
266	N	Presbyterian	3	0
271	N	Cleveland St.	4	2
271	N	Cleveland St.	10	3
272	H	Akron	13	1
272	H	Akron	14	6
272	H	Akron	9	1

Ball St.

B
a
l
l
S
t
.

B
a
l
l
S
t
.

Average RPI Win: 147		WON-LOST	WINNING	LAST 10	STRENGTH OF		OPP. STRENGTH	TEAM	ADJ	CONF.	ADJ CONF.
Average RPI Loss: 60		RECORD	PCT. RANK	GAMES	SCHEDULE		OF SCHEDULE	RPI	RPI	RPI	RPI
DIV. I ONLY		15-28-0	.34884	226	32		55	117	.51237	118	5
DIV. I NON-CONF.		11-14-0	.44	170	51		100	116	.51599	118	5
TOTALS		RPI 1-25	RPI 26-50		W-L RECORDS		RPI 51-100		RPI 101-150		RPI 150+
15-28-0	0-6-0	1-12-0		OVERALL		2-3-0		5-6-0		7-1-0	
6-8-0	0-0-0	1-2-0		HOME		1-3-0		2-3-0		2-0-0	
4-13-0	0-5-0	0-7-0		AWAY		0-0-0		3-1-0		1-0-0	
5-7-0	0-1-0	0-3-0		NEUTRAL		1-0-0		0-2-0		4-1-0	
11-14-0	0-3-0	0-4-0		NON-CONFERENCE		1-1-0		3-5-0		7-1-0	
2-3-0	0-0-0	0-0-0		HOME		0-1-0		0-2-0		2-0-0	
4-4-0	0-2-0	0-0-		AWAY		0-0-0		3-1-0		1-0-0	
5-7-0	0-1-0	0-3-0		NEUTRAL		1-0-0		0-2-0		4-1-0	
4-14-0	0-3-0	1-8-0		CONFERENCE		1-2-0		2-1-0		0-0-0	
4-5-0	0-0-0	1-2-0		HOME		1-2-0		2-1-0		0-0-0	
0-9-0	0-3-0	0-6-0		AWAY		0-0-0		0-0-0		0-0-0	
0-0-0	0-0-0	0-0-0		NEUTRAL		0-0-0		0-0-0		0-0-0	
RPI S	Opponent	Score	RPI S	Opponent	Score	RPI S	Opponent	Score	RPI S	Opponent	Score
5 A	Texas	1 9	27 A	North Carolina	1 9	79 H	NC State	3 6	112 A	Boston U.	2 3
5 A	Texas	0 8	27 A	North Carolina	0 2	79 H	NC State	9 16	116 A	FIU	3 2
6 A	Florida St.	0 7	27 A	North Carolina	0 8	79 H	NC State	4 3	122 A	East Carolina	1 0
6 A	Florida St.	0 5	29 H	Louisville	2 10	91 H	St. John's (NY)	3 6	125 H	Providence	0 1
6 A	Florida St.	0 4	29 H	Louisville	8 4	98 N	Chattanooga	9 6	126 H	Syracuse	10 2
14 N	James Madison	0 9	29 H	Louisville	2 9				126 H	Syracuse	3 8
			35 A	Notre Dame	0 11				126 H	Syracuse	4 3
			35 A	Notre Dame	2 7				144 A	Massachusetts	6 2
			35 A	Notre Dame	3 9				144 H	Massachusetts	3 8
			38 N	Boise St.	0 8				145 N	Northwestern St.	5 9
			45 N	Illinois	3 7				146 N	Penn St.	4 5
			45 N	Illinois	3 12				159 A	UConn	5 4
			50 A	UCF	1 4				160 N	Ga. Southern	4 9
									165 N	Central Mich.	8 4
									168 N	Michigan St.	9 7
									168 N	Michigan St.	7 6
									210 N	Penn	4 0
									226 H	Fairfield	4 0
									265 H	Quinnipiac	8 0
LAST 10 GAMES											
6 A	Florida St.	0 7	45 N	Illinois	3 12						
265 H	Quinnipiac	8 0	5 A	Texas	1 9						
116 A	FIU	3 2	145 N	Northwestern St.	5 9						
91 H	St. John's (NY)	3 6	6 A	Florida St.	0 4						
14 N	James Madison	0 9	6 A	Florida St.	0 5						

Non-Div. I Games:

Boston College

Average RPI Win:		173	WON-LOST RECORD		WINNING PCT. RANK		LAST 10 GAMES		STRENGTH OF SCHEDULE		OPP. STRENGTH OF SCHEDULE		TEAM RPI		ADJ RPI		CONF. RPI		ADJ CONF. RPI	
DIV. I ONLY			20-17-0		.54054 118		3-7-0		123		170		114		.51224 119		10		11	
DIV. I NON-CONF.			14-8-0		.63636 76		0		172		221		105		.52262 111		11		12	
TOTALS		RPI 1-25		RPI 26-50		W-L RECORDS		RPI 51-100		RPI 101-150		RPI 150+								
20-17-0		0-1-0		0-0-0		OVERALL		2-9-0		6-2-0		12-5-0								
2-7-0		0-0-0		0-0-0		HOME		1-5-0		0-0-0		1-2-0								
13-6-0		0-0-0		0-0-0		AWAY		1-3-0		5-1-0		7-2-0								
5-4-0		0-1-0		0-0-0		NEUTRAL		0-1-0		1-1-0		4-1-0								
14-8-0		0-1-0		0-0-0		NON-CONFERENCE		0-2-0		6-2-0		8-3-0								
1-2-0		0-0-0		0-0-0		HOME		0-0-0		0-0-0		1-2-0								
8-2-0		0-0-0		0-0-		AWAY		0-1-0		5-1-0		3-0-0								
5-4-0		0-1-0		0-0-0		NEUTRAL		0-1-0		1-1-0		4-1-0								
6-9-0		0-0-0		0-0-0		CONFERENCE		2-7-0		0-0-0		4-2-0								
1-5-0		0-0-0		0-0-0		HOME		1-5-0		0-0-0		0-0-0								
5-4-0		0-0-0		0-0-0		AWAY		1-2-0		0-0-0		4-2-0								
0-0-0		0-0-0		0-0-0		NEUTRAL		0-0-0		0-0-0		0-0-0								
RPI	S	Opponent		Score		RPI	S	Opponent		Score		RPI	S	Opponent		Score				
21	N	Texas Tech		2 5																
						52	A	Lipscomb		1 4		103	N	South Dakota St.		5 6				
						52	A	Lipscomb		5 4		104	A	Austin Peay		4 0				
						52	A	Lipscomb		2 13		104	A	Austin Peay		1 9				
						53	A	Troy		0 2		110	N	Murray St.		3 2				
						61	H	FGCU		1 9		124	A	Memphis		2 1				
						61	H	FGCU		2 3		132	A	Samford		5 1				
						61	H	FGCU		0 1		132	A	Samford		7 3				
						94	N	Jacksonville St.		1 2		142	A	UAB		1 0				
						100	H	North Florida		7 10		164	A	Kennesaw St.		4 7				
						100	H	North Florida		3 1		164	A	Kennesaw St.		3 0				
						100	H	North Florida		1 3		164	A	Kennesaw St.		3 2				
												182	N	UT Martin		3 2				
												183	H	Tennessee Tech		1 5				
												183	H	Tennessee Tech		2 3				
												189	N	Marist		9 0				
												192	A	Stetson		1 2				
												192	A	Stetson		2 0				
												192	A	Stetson		9 5				
												206	A	Central Ark.		10 1				
												223	N	Portland St.		2 1				
												253	N	Purdue Fort Wayne		6 8				
												257	A	Alcorn		6 4				
												257	A	Alcorn		8 0				
												258	H	Alabama St.		6 0				
												277	N	Jackson St.		8 0				

Non-Div. I Games:

North Ala.

Nevada

RPI	S	Opponent	Score	
267	N	Omaha	8	0

Nevada

N
e
v
a
d
a

N
e
v
a
d
a

Average RPI Win:		191	WON-LOST RECORD		WINNING PCT. RANK		LAST 10 GAMES		STRENGTH OF SCHEDULE		OPP. STRENGTH OF SCHEDULE		TEAM RPI		ADJ RPI		CONF. RPI		ADJ CONF. RPI				
DIV. I ONLY			27-13-0		.675 48		7-3-0		259		59		121		.51156 121		13		12				
DIV. I NON-CONF.			19-9-0		.67857 59		0		262		94		119		.51511 119		12		11				
TOTALS		RPI 1-25		RPI 26-50		W-L RECORDS		RPI 51-100		RPI 101-150		RPI 150+											
27-13-0		0-3-0		0-3-0		OVERALL		4-5-0		1-0-0		22-2-0											
21-9-0		0-3-0		0-0-0		HOME		4-4-0		0-0-0		17-2-0											
3-3-0		0-0-0		0-3-0		AWAY		0-0-0		0-0-0		3-0-0											
3-1-0		0-0-0		0-0-0		NEUTRAL		0-1-0		1-0-0		2-0-0											
19-9-0		0-3-0		0-0-0		NON-CONFERENCE		2-4-0		1-0-0		16-2-0											
16-8-0		0-3-0		0-0-0		HOME		2-3-0		0-0-0		14-2-0											
0-0-0		0-0-0		0-0-		AWAY		0-0-0		0-0-0		0-0-0											
3-1-0		0-0-0		0-0-0		NEUTRAL		0-1-0		1-0-0		2-0-0											
8-4-0		0-0-0		0-3-0		CONFERENCE		2-1-0		0-0-0		6-0-0											
5-1-0		0-0-0		0-0-0		HOME		2-1-0		0-0-0		3-0-0											
3-3-0		0-0-0		0-3-0		AWAY		0-0-0		0-0-0		3-0-0											
0-0-0		0-0-0		0-0-0		NEUTRAL		0-0-0		0-0-0		0-0-0											
RPI	S	Opponent		Score		RPI	S	Opponent		Score		RPI	S	Opponent		Score							
2	H	UCLA		0	7	48	A	Cal St. Fullerton		2	4	57	H	Fresno St.		7	6	127	N	Weber St.		9	0
8	H	Alabama		2	6	48	A	Cal St. Fullerton		0	8	62	N	Seattle U		3	5	151	H	SIUE		5	0
8	H	Alabama		0	9	48	A	Cal St. Fullerton		8	9	70	H	California		0	14	151	H	SIUE		5	3
												71	H	UT Arlington		8	7	151	H	SIUE		5	8
												75	H	DePaul		3	4	161	H	New Mexico		2	3
												81	H	Long Beach St.		11	3	161	H	New Mexico		3	2
												81	H	Long Beach St.		4	1	161	H	New Mexico		2	1
												81	H	Long Beach St.		2	5	166	N	UTEP		12	2
												95	H	Utah		2	3	167	N	Fordham		16	12
																		175	A	Cal Poly		12	0
																		175	A	Cal Poly		4	0
																		175	A	Cal Poly		6	1
																		199	H	Georgia St.		8	0
																		201	H	UC Santa Barbara		5	2
																		201	H	UC Santa Barbara		3	1
																		201	H	UC Santa Barbara		4	1
																		239	H	Saint Mary's (CA)		8	0
																		268	H	Canisius		7	2
																		268	H	Canisius		9	6
																		268	H	Canisius		4	1
																		280	H	Niagara		3	0
																		280	H	Niagara		1	0
																		280	H	Niagara		3	1
																		280	H	Niagara		3	0
																		287	H	St. Bonaventure		11	2

Average RPI Win:		172	WON-LOST RECORD		WINNING PCT. RANK	LAST 10 GAMES		STRENGTH OF SCHEDULE		OPP. STRENGTH OF SCHEDULE	TEAM RPI	ADJ RPI	CONF. RPI	ADJ CONF. RPI					
DIV. I ONLY			21-25-0		.45652	173	2-8-0		90	123	125	.51068	122	6	6				
DIV. I NON-CONF.			18-13-0		.58065	96	0-1-0		143	207	112	.52168	113	6	6				
TOTALS		RPI 1-25		RPI 26-50		W-L RECORDS		RPI 51-100		RPI 101-150		RPI 150+							
21-25-0		1-6-0		0-5-0		OVERALL		4-5-0		5-6-0		11-3-0							
8-11-0		1-3-0		0-4-0		HOME		0-0-0		1-3-0		6-1-0							
6-11-0		0-3-0		0-0-0		AWAY		3-4-0		2-3-0		1-1-0							
7-3-0		0-0-0		0-1-0		NEUTRAL		1-1-0		2-0-0		4-1-0							
18-13-0		0-1-0		0-2-0		NON-CONFERENCE		3-3-0		4-4-0		11-3-0							
7-6-0		0-1-0		0-1-0		HOME		0-0-0		1-3-0		6-1-0							
4-4-0		0-0-0		0-0-		AWAY		2-2-0		1-1-0		1-1-0							
7-3-0		0-0-0		0-1-0		NEUTRAL		1-1-0		2-0-0		4-1-0							
3-12-0		1-5-0		0-3-0		CONFERENCE		1-2-0		1-2-0		0-0-0							
1-5-0		1-2-0		0-3-0		HOME		0-0-0		0-0-0		0-0-0							
2-7-0		0-3-0		0-0-0		AWAY		1-2-0		1-2-0		0-0-0							
0-0-0		0-0-0		0-0-0		NEUTRAL		0-0-0		0-0-0		0-0-0							
RPI	S	Opponent		Score		RPI	S	Opponent		Score		RPI	S	Opponent		Score			
14	H	James Madison		1	3	27	H	North Carolina		0	5	60	A	Longwood		8	7		
22	H	Tulsa		1	8	35	N	Notre Dame		0	5	60	A	Longwood		2	3		
22	H	Tulsa		1	0	50	H	UCF		3	5	66	A	USC Upstate		3	1		
22	H	Tulsa		1	5	50	H	UCF		2	7	77	A	Wichita St.		0	8		
25	A	South Fla.		3	4	50	H	UCF		2	6	77	A	Wichita St.		5	11		
25	A	South Fla.		0	2							77	A	Wichita St.		3	2		
25	A	South Fla.		2	3							79	A	NC State		1	5		
												84	N	Miami (OH)		9	1		
												84	N	Miami (OH)		1	3		
														114		N	LIU Brooklyn	6	5
														116		A	FIU	1	2
														118		H	Boston College	0	1
														123		A	Fla. Atlantic	12	5
														124		A	Memphis	0	8
														124		A	Memphis	5	4
														124		A	Memphis	1	9
														138		N	Towson	14	5
														144		H	Massachusetts	0	5
														150		H	Campbell	9	4
														150		H	Campbell	2	10
														177		H	Winthrop	0	19
														187		N	Florida A&M	5	7
														198		H	Columbia	11	0
														198		H	Columbia	6	2
														205		A	George Mason	3	4
														205		A	George Mason	7	2
														218		H	Saint Francis (PA)	7	5
														231		N	Sacred Heart	3	0
														232		N	Youngstown St.	11	4
														260		H	Wagner	7	6
														260		H	Wagner	6	3
														271		H	Cleveland St.	9	8
														288		N	Cornell	10	0
														288		N	Cornell	11	1
LAST 10 GAMES																			
		22 H Tulsa		1	5	60	A	Longwood		8	7			260		H	Wagner	6	3
		22 H Tulsa		1	8	150	H	Campbell		2	10			271		H	Cleveland St.	9	8
		50 H UCF		2	7	150	H	Campbell		9	4			288		N	Cornell	10	0
		50 H UCF		3	5	232	N	Youngstown St.		11	4			288		N	Cornell	11	1
		60 A Longwood		2	3	77	A	Wichita St.		5	11								

Non-Div. I Games:

East Carolina

Average RPI Win: 141		WON-LOST	WINNING	LAST 10	STRENGTH OF		OPP. STRENGTH	TEAM	ADJ	CONF.	ADJ CONF.
Average RPI Loss: 84		RECORD	PCT. RANK	GAMES	SCHEDULE		OF SCHEDULE	RPI	RPI	RPI	RPI
DIV. I ONLY		18-26-0	.40909	202	3-7-0		67	71	126	.51059	123
DIV. I NON-CONF.		13-13-0	.5	137	1-0-0		36	37	70	.54777	70
TOTALS		RPI 1-25	RPI 26-50		W-L RECORDS		RPI 51-100		RPI 101-150		RPI 150+
18-26-0		0-4-0	0-5-0		OVERALL		6-5-0		5-8-0		7-4-0
12-11-0		0-0-0	0-3-0		HOME		3-0-0		5-8-0		4-0-0
3-9-0		0-0-0	0-1-0		AWAY		3-5-0		0-0-0		0-3-0
3-6-0		0-4-0	0-1-0		NEUTRAL		0-0-0		0-0-0		3-1-0
13-13-0		0-4-0	0-5-0		NON-CONFERENCE		4-1-0		2-2-0		7-1-0
9-5-0		0-0-0	0-3-0		HOME		3-0-0		2-2-0		4-0-0
1-2-0		0-0-0	0-0-		AWAY		1-1-0		0-0-0		0-0-0
3-6-0		0-4-0	0-1-0		NEUTRAL		0-0-0		0-0-0		3-1-0
5-13-0		0-0-0	0-0-0		CONFERENCE		2-4-0		3-6-0		0-3-0
3-6-0		0-0-0	0-0-0		HOME		0-0-0		3-6-0		0-0-0
2-7-0		0-0-0	0-0-0		AWAY		2-4-0		0-0-0		0-3-0
0-0-0		0-0-0	0-0-0		NEUTRAL		0-0-0		0-0-0		0-0-0
RPI S	Opponent	Score	RPI S	Opponent	Score	RPI S	Opponent	Score	RPI S	Opponent	Score
1 N	Oklahoma	0 4	27 A	North Carolina	2 6	55 A	Western Ky.	3 10	113 H	Middle Tenn.	3 9
5 N	Texas	1 5	31 H	Georgia	1 4	55 A	Western Ky.	2 10	113 H	Middle Tenn.	8 6
6 N	Florida St.	5 10	35 H	Notre Dame	1 6	55 A	Western Ky.	0 2	113 H	Middle Tenn.	3 6
14 N	James Madison	1 6	37 N	Oregon	0 2	61 A	FGCU	7 2	116 H	FIU	2 5
			44 H	Indiana	1 4	61 A	FGCU	2 3	116 H	FIU	9 11
						61 H	FGCU	8 3	116 H	FIU	5 2
						87 H	Purdue	4 0	122 H	East Carolina	5 12
						91 H	St. John's (NY)	2 1	128 H	Stony Brook	7 3
						96 A	Southern Miss.	3 1	135 H	Illinois St.	2 6
						96 A	Southern Miss.	0 2	140 H	Virginia	1 0
						96 A	Southern Miss.	5 3	142 H	UAB	3 5
									142 H	UAB	7 3
									142 H	UAB	1 5
									152 N	George Washington	0 6
									159 H	UConn	3 2
									159 H	UConn	3 2
									166 A	UTEP	0 8
									166 A	UTEP	5 9
									166 A	UTEP	4 6
									192 N	Stetson	10 2
									192 N	Stetson	3 0
									226 N	Fairfield	12 4
									227 H	Bethune-Cookman	6 3
									255 H	Yale	5 3
			LAST 10 GAMES								
			142 H	UAB	7 3	96 A	Southern Miss.	5 3			
			192 N	Stetson	3 0	113 H	Middle Tenn.	3 9			
			55 A	Western Ky.	0 2	166 A	UTEP	0 8			
			142 H	UAB	1 5	116 H	FIU	9 11			
			61 A	FGCU	7 2	192 N	Stetson	10 2			

Non-Div. I Games:

Fla. Atlantic

M
e
m
p
h
i
s

Memphis

Average RPI Win:	184	WON-LOST	WINNING	LAST 10	STRENGTH OF	OPP. STRENGTH	TEAM	ADJ	CONF.	ADJ CONF.	
Average RPI Loss:	141	RECORD	PCT. RANK	GAMES	SCHEDULE	OF SCHEDULE	RPI	RPI	RPI	RPI	
DIV. I ONLY	25-18-0	.5814	98	4-6-0	164	202	123	.50843	125	17	17
DIV. I NON-CONF.	19-10-0	.65517	67	2-0-0	231	216	126	.51133	123	19	19
<hr/>											
TOTALS	RPI 1-25	RPI 26-50		W-L RECORDS		RPI 51-100		RPI 101-150		RPI 150+	
25-18-0	0-0-0	0-0-0		OVERALL		3-4-0		2-5-0		20-9-0	
8-2-0	0-0-0	0-0-0		HOME		0-0-0		0-0-0		8-2-0	
6-7-0	0-0-0	0-0-0		AWAY		1-4-0		1-0-0		4-3-0	
11-9-0	0-0-0	0-0-0		NEUTRAL		2-0-0		1-5-0		8-4-0	
19-10-0	0-0-0	0-0-0		NON-CONFERENCE		2-0-0		2-5-0		15-5-0	
4-0-0	0-0-0	0-0-0		HOME		0-0-0		0-0-0		4-0-0	
4-1-0	0-0-0	0-0-		AWAY		0-0-0		1-0-0		3-1-0	
11-9-0	0-0-0	0-0-0		NEUTRAL		2-0-0		1-5-0		8-4-0	
6-8-0	0-0-0	0-0-0		CONFERENCE		1-4-0		0-0-0		5-4-0	
4-2-0	0-0-0	0-0-0		HOME		0-0-0		0-0-0		4-2-0	
2-6-0	0-0-0	0-0-0		AWAY		1-4-0		0-0-0		1-2-0	
0-0-0	0-0-0	0-0-0		NEUTRAL		0-0-0		0-0-0		0-0-0	
RPI	S	Opponent	Score	RPI	S	Opponent	Score	RPI	S	Opponent	Score
						75 A DePaul	0 8	103 N		South Dakota St.	1 4
						75 A DePaul	2 8	109 N		UMass Lowell	5 3
						86 N Georgia Tech	4 3	109 N		UMass Lowell	4 7
						86 N Georgia Tech	4 3	118 A		Boston College	1 0
						91 A St. John's (NY)	5 6	130 N		Kansas	1 2
						91 A St. John's (NY)	1 5	138 N		Towson	5 6
						91 A St. John's (NY)	10 6	144 N		Massachusetts	1 3
								153 A		Villanova	0 6
								153 A		Villanova	0 4
								153 A		Villanova	2 1
								155 A		Saint Joseph's	3 2
								155 N		Saint Joseph's	1 5
								165 N		Central Mich.	5 0
								171 H		Harvard	7 5
								179 N		Furman	5 4
								180 H		Seton Hall	4 5
								180 H		Seton Hall	2 0
								180 H		Seton Hall	3 4
								181 N		Colgate	3 1
								181 N		Colgate	0 1
								186 H		Creighton	5 3
								186 H		Creighton	4 3
								186 H		Creighton	4 3
								187 N		Florida A&M	8 0
								190 A		Jacksonville	0 6
								192 N		Stetson	2 7
								198 N		Columbia	3 7

Non-Div. I Games:

Providence

RPI	S	Opponent	Score	
202	N	Army West Point	4	3
218	N	Saint Francis (PA)	2	1
227	N	Bethune-Cookman	6	1
231	H	Sacred Heart	12	1
240	H	Bryant	3	1
259	A	Central Conn. St.	5	4
261	H	Rhode Island	4	3
264	N	Lafayette	7	1
278	A	Brown	6	0

P
r
o
v
i
d
e
n
c
e

P
r
o
v
i
d
e
n
c
e

Providence

Average RPI Win:		147	WON-LOST		WINNING		LAST 10		STRENGTH OF		OPP. STRENGTH		TEAM	ADJ		CONF.	ADJ CONF.	
Average RPI Loss:		73	RECORD		PCT. RANK		GAMES		SCHEDULE		OF SCHEDULE		RPI	RPI		RPI	RPI	
DIV. I ONLY			19-25-0		.43182		189		4-6-0		101		45		130		.50815	
DIV. I NON-CONF.			11-15-0		.42308		186		0-1-0		46		69		114		.51982	
TOTALS		RPI 1-25		RPI 26-50		W-L RECORDS		RPI 51-100		RPI 101-150		RPI 150+						
19-25-0		0-7-0		3-7-0		OVERALL		5-3-0		3-4-0		8-4-0						
7-5-0		0-0-0		2-1-0		HOME		2-2-0		0-0-0		3-2-0						
5-13-0		0-5-0		1-4-0		AWAY		2-1-0		1-2-0		1-1-0						
7-7-0		0-2-0		0-2-0		NEUTRAL		1-0-0		2-2-0		4-1-0						
11-15-0		0-7-0		0-4-0		NON-CONFERENCE		2-0-0		2-2-0		7-2-0						
3-0-0		0-0-0		0-0-0		HOME		1-0-0		0-0-0		2-0-0						
1-8-0		0-5-0		0-0-		AWAY		0-0-0		0-0-0		1-1-0						
7-7-0		0-2-0		0-2-0		NEUTRAL		1-0-0		2-2-0		4-1-0						
8-10-0		0-0-0		3-3-0		CONFERENCE		3-3-0		1-2-0		1-2-0						
4-5-0		0-0-0		2-1-0		HOME		1-2-0		0-0-0		1-2-0						
4-5-0		0-0-0		1-2-0		AWAY		2-1-0		1-2-0		0-0-0						
0-0-0		0-0-0		0-0-0		NEUTRAL		0-0-0		0-0-0		0-0-0						
RPI	S	Opponent		Score		RPI	S	Opponent		Score		RPI	S	Opponent		Score		
1	N	Oklahoma		0	6	29	A	Louisville		2	4	62	N	Seattle U		7	0	
1	N	Oklahoma		1	9	29	A	Louisville		4	2	64	H	Grand Canyon		3	2	
9	A	Florida		0	8	29	A	Louisville		0	8	79	A	NC State		5	2	
9	A	Florida		2	8	34	A	Colorado St.		0	8	79	A	NC State		2	7	
16	A	Kentucky		0	13	34	A	Colorado St.		6	8	79	A	NC State		5	3	
17	A	Oklahoma St.		0	8	35	H	Notre Dame		8	6	85	H	Duke		4	0	
22	A	Tulsa		3	11	35	H	Notre Dame		9	1	85	H	Duke		1	5	
						35	H	Notre Dame		6	8	85	H	Duke		2	3	
						44	N	Indiana		1	5							
						44	N	Indiana		5	6							
LAST 10 GAMES																		
						85	H	Duke		2	3	195	H	Pittsburgh		1	2	
						35	H	Notre Dame		8	6	195	H	Pittsburgh		10	0	
						35	H	Notre Dame		6	8	181	A	Colgate		2	4	
						280	H	Niagara		7	5	85	H	Duke		1	5	
						195	H	Pittsburgh		1	6	85	H	Duke		4	0	

Non-Div. I Games:

Syracuse

Average RPI Win:	168	WON-LOST	WINNING	LAST 10		STRENGTH OF		OPP. STRENGTH	TEAM	ADJ		CONF.	ADJ CONF.
Average RPI Loss:	101	RECORD	PCT. RANK	GAMES		SCHEDULE		OF SCHEDULE	RPI	RPI		RPI	RPI
DIV. I ONLY		20-18-0	.52632	127	9-1-0	153		138	132	.50779	127	25	25
DIV. I NON-CONF.		8-17-0	.32	233	0	39		81	145	.49888	140	25	23
<hr/>													
TOTALS	RPI 1-25	RPI 26-50		W-L RECORDS		RPI 51-100		RPI 101-150		RPI 150+			
20-18-0	0-0-0	2-5-0		OVERALL		3-6-0		3-2-0		12-5-0			
9-2-0	0-0-0	0-0-0		HOME		1-1-0		2-0-0		6-1-0			
5-8-0	0-0-0	0-3-0		AWAY		0-1-0		1-1-0		4-3-0			
6-8-0	0-0-0	2-2-0		NEUTRAL		2-4-0		0-1-0		2-1-0			
<hr/>													
8-17-0	0-0-0	2-5-0		NON-CONFERENCE		3-6-0		1-2-0		2-4-0			
1-2-0	0-0-0	0-0-0		HOME		1-1-0		0-0-0		0-1-0			
1-7-0	0-0-0	0-0-		AWAY		0-1-0		1-1-0		0-2-0			
6-8-0	0-0-0	2-2-0		NEUTRAL		2-4-0		0-1-0		2-1-0			
<hr/>													
12-1-0	0-0-0	0-0-0		CONFERENCE		0-0-0		2-0-0		10-1-0			
8-0-0	0-0-0	0-0-0		HOME		0-0-0		2-0-0		6-0-0			
4-1-0	0-0-0	0-0-0		AWAY		0-0-0		0-0-0		4-1-0			
0-0-0	0-0-0	0-0-0		NEUTRAL		0-0-0		0-0-0		0-0-0			
<hr/>													
RPI S	Opponent	Score	RPI S	Opponent	Score	RPI S	Opponent	Score	RPI S	Opponent	Score		
			26 N	Stanford	2 1	62 N	Seattle U	0 8	101 A	San Diego St.	6 4		
			32 A	Arizona St.	1 21	62 N	Seattle U	3 9	121 N	Hawaii	0 9		
			41 N	Ohio St.	4 0	64 A	Grand Canyon	0 2	129 A	CSUN	1 7		
			42 N	Oregon St.	3 4	64 H	Grand Canyon	0 2	133 H	Sacramento St.	7 4		
			43 A	UNLV	4 10	69 N	UC Davis	8 13	133 H	Sacramento St.	7 3		
			46 A	San Jose St.	0 8	69 N	UC Davis	7 2	162 H	Utah St.	0 9		
			48 N	Cal St. Fullerton	0 1	69 N	UC Davis	0 9	166 N	UTEP	5 17		
						76 N	Bradley	10 2	169 N	Lehigh	11 2		
						95 H	Utah	5 1	169 N	Lehigh	13 5		
									193 A	San Diego	1 4		
									196 A	Idaho St.	5 0		
									196 A	Idaho St.	4 7		
									196 A	Idaho St.	9 1		
									211 H	Montana	5 2		
									211 H	Montana	5 0		
									211 H	Montana	2 1		
									237 A	Northern Colo.	6 1		
									237 A	Northern Colo.	6 4		
									254 A	Santa Clara	1 4		
									283 H	Southern Utah	9 4		
									283 H	Southern Utah	3 2		
									283 H	Southern Utah	7 6		
<hr/>													
			LAST 10 GAMES										
			133 H	Sacramento St.	7 3	283 H	Southern Utah	7 6					
			133 H	Sacramento St.	7 4	237 A	Northern Colo.	6 1					
			101 A	San Diego St.	6 4	211 H	Montana	2 1					
			211 H	Montana	5 2	211 H	Montana	5 0					
			196 A	Idaho St.	9 1	196 A	Idaho St.	4 7					

Non-Div. I Games:

Weber St.

Average RPI Win: 198		WON-LOST	WINNING	LAST 10	STRENGTH OF		OPP. STRENGTH	TEAM	ADJ		CONF.	ADJ CONF.
Average RPI Loss: 161		RECORD	PCT. RANK	GAMES	SCHEDULE		OF SCHEDULE	RPI	RPI		RPI	RPI
DIV. I ONLY		22-15-0	.59459	91	6-4-0		156	229	120		.5076	128
DIV. I NON-CONF.		16-10-0	.61538	84	3-1-0		176	240	118		.51132	124
TOTALS		RPI 1-25	RPI 26-50		W-L RECORDS		RPI 51-100		RPI 101-150		RPI 150+	
22-15-0		0-0-0	0-2-0		OVERALL		1-0-0		2-5-0		19-8-0	
11-2-0		0-0-0	0-0-0		HOME		0-0-0		1-0-0		10-2-0	
8-9-0		0-0-0	0-1-0		AWAY		1-0-0		1-5-0		6-3-0	
3-4-0		0-0-0	0-1-0		NEUTRAL		0-0-0		0-0-0		3-3-0	
16-10-0		0-0-0	0-2-0		NON-CONFERENCE		1-0-0		1-3-0		14-5-0	
8-0-0		0-0-0	0-0-0		HOME		0-0-0		1-0-0		7-0-0	
5-6-0		0-0-0	0-0-		AWAY		1-0-0		0-3-0		4-2-0	
3-4-0		0-0-0	0-1-0		NEUTRAL		0-0-0		0-0-0		3-3-0	
6-5-0		0-0-0	0-0-0		CONFERENCE		0-0-0		1-2-0		5-3-0	
3-2-0		0-0-0	0-0-0		HOME		0-0-0		0-0-0		3-2-0	
3-3-0		0-0-0	0-0-0		AWAY		0-0-0		1-2-0		2-1-0	
0-0-0		0-0-0	0-0-0		NEUTRAL		0-0-0		0-0-0		0-0-0	
RPI S	Opponent	Score	RPI S	Opponent	Score	RPI S	Opponent	Score	RPI S	Opponent	Score	
			34 A	Colorado St.	1 9	91 A	St. John's (NY)	25 6	114 H	LIU Brooklyn	4 1	
			39 N	North Dakota St.	0 7				115 A	Albany (NY)	3 6	
									115 A	Albany (NY)	3 5	
									115 A	Albany (NY)	4 0	
									116 A	FIU	0 3	
									123 A	Fla. Atlantic	3 7	
									139 A	Hofstra	1 6	
									152 A	George Washington	6 5	
									152 A	George Washington	6 5	
									167 H	Fordham	4 1	
									169 A	Lehigh	3 0	
									169 A	Lehigh	1 2	
									180 H	Seton Hall	6 0	
									187 N	Florida A&M	11 1	
									196 N	Idaho St.	8 10	
									200 H	Binghamton	3 2	
									200 H	Binghamton	0 1	
									200 H	Binghamton	3 6	
									216 H	UMBC	2 1	
									216 H	UMBC	2 1	
									226 H	Fairfield	6 1	
									226 H	Fairfield	5 2	
									231 A	Sacred Heart	8 3	
									231 A	Sacred Heart	5 7	
									233 N	Georgetown	8 1	
									233 N	Georgetown	3 4	
									240 H	Bryant	6 0	
LAST 10 GAMES			200 H	Binghamton	3 2	231 A	Sacred Heart	5 7				
			115 A	Albany (NY)	3 6	169 A	Lehigh	1 2				
			244 A	Hartford	9 0	114 H	LIU Brooklyn	4 1				
			216 H	UMBC	2 1	180 H	Seton Hall	6 0				
			169 A	Lehigh	3 0	115 A	Albany (NY)	3 5				

Non-Div. I Games:

Stony Brook

RPI	S	Opponent	Score	
240	H	Bryant	8	2
244	A	Hartford	9	0
244	A	Hartford	1	4
244	A	Hartford	9	0
255	N	Yale	2	8
256	N	Oakland	5	3
260	H	Wagner	9	1

Stony Brook

S
t
o
n
y
B
r
o
o
k

S
t
o
n
y
B
r
o
o
k

Average RPI Win:	169	WON-LOST	WINNING	LAST 10	STRENGTH OF	OPP. STRENGTH	TEAM	ADJ	CONF.	ADJ CONF.				
Average RPI Loss:	82	RECORD	PCT. RANK	GAMES	SCHEDULE	OF SCHEDULE	RPI	RPI	RPI	RPI				
DIV. I ONLY		21-24-0	.46667	164	5-5-0	106	78	124	.50712	129	13	12		
DIV. I NON-CONF.		16-17-0	.48485	143	0	130	60	128	.50647	129	12	11		
<hr/>														
TOTALS	RPI 1-25	RPI 26-50		W-L RECORDS		RPI 51-100		RPI 101-150		RPI 150+				
21-24-0	0-5-0	2-7-0		OVERALL		1-5-0		4-2-0		14-5-0				
13-8-0	0-2-0	0-0-0		HOME		0-0-0		2-2-0		11-4-0				
5-7-0	0-1-0	2-3-0		AWAY		1-3-0		0-0-0		2-0-0				
3-9-0	0-2-0	0-4-0		NEUTRAL		0-2-0		2-0-0		1-1-0				
16-17-0	0-5-0	1-5-0		NON-CONFERENCE		0-3-0		3-0-0		12-4-0				
10-5-0	0-2-0	0-0-0		HOME		0-0-0		1-0-0		9-3-0				
3-3-0	0-1-0	1-0-		AWAY		0-1-0		0-0-0		2-0-0				
3-9-0	0-2-0	0-4-0		NEUTRAL		0-2-0		2-0-0		1-1-0				
5-7-0	0-0-0	1-2-0		CONFERENCE		1-2-0		1-2-0		2-1-0				
3-3-0	0-0-0	0-0-0		HOME		0-0-0		1-2-0		2-1-0				
2-4-0	0-0-0	1-2-0		AWAY		1-2-0		0-0-0		0-0-0				
0-0-0	0-0-0	0-0-0		NEUTRAL		0-0-0		0-0-0		0-0-0				
<hr/>														
RPI	S	Opponent	Score		RPI	S	Opponent	Score		RPI	S	Opponent	Score	
1	H	Oklahoma	0	11	26	N	Stanford	2	3	57	A	Fresno St.	0	2
2	H	UCLA	2	14	26	N	Stanford	0	2	68	N	Loyola Marymount	0	3
7	A	LSU	0	8	32	A	Arizona St.	2	8	69	A	UC Davis	0	1
13	N	Michigan	0	8	37	N	Oregon	5	12	69	A	UC Davis	2	4
13	N	Michigan	0	1	42	N	Oregon St.	0	8	69	A	UC Davis	2	1
					46	A	San Jose St.	12	1	95	N	Utah	0	7
					48	A	Cal St. Fullerton	3	7					
					48	A	Cal St. Fullerton	1	9					
					48	A	Cal St. Fullerton	5	2					
					LAST 10 GAMES									
					236	A	CSU Bakersfield	11	3	134	H	UC Riverside	1	8
					175	H	Cal Poly	2	3	48	A	Cal St. Fullerton	1	9
					69	A	UC Davis	0	1	202	H	Army West Point	4	3
					239	H	Saint Mary's (CA)	8	2	175	H	Cal Poly	5	3
					191	H	California Baptist	6	7	175	H	Cal Poly	4	3

Non-Div. I Games:

CSUN

Average RPI Win: 151		WON-LOST	WINNING	LAST 10	STRENGTH OF	OPP. STRENGTH	TEAM	ADJ	CONF.	ADJ CONF.		
Average RPI Loss: 54		RECORD	PCT. RANK	GAMES	SCHEDULE	OF SCHEDULE	RPI	RPI	RPI	RPI		
DIV. I ONLY		15-29-0	.34091	233	2-8-0	46	30	129	.50711	130	3	3
DIV. I NON-CONF.		12-20-0	.375	213	1-0-0	132	35	167	.48364	164	3	3
TOTALS		RPI 1-25	RPI 26-50		W-L RECORDS		RPI 51-100		RPI 101-150		RPI 150+	
15-29-0	2-11-0		0-7-0	OVERALL		4-8-0		3-1-0		6-2-0		
9-9-0	0-5-0		0-0-0	HOME		4-3-0		0-0-0		5-1-0		
2-10-0	2-6-0		0-1-0	AWAY		0-3-0		0-0-0		0-0-0		
4-10-0	0-0-0		0-6-0	NEUTRAL		0-2-0		3-1-0		1-1-0		
12-20-0	1-3-0		0-7-0	NON-CONFERENCE		2-7-0		3-1-0		6-2-0		
7-5-0	0-2-0		0-0-0	HOME		2-2-0		0-0-0		5-1-0		
1-5-0	1-1-0		0-0-	AWAY		0-3-0		0-0-0		0-0-0		
4-10-0	0-0-0		0-6-0	NEUTRAL		0-2-0		3-1-0		1-1-0		
3-9-0	1-8-0		0-0-0	CONFERENCE		2-1-0		0-0-0		0-0-0		
2-4-0	0-3-0		0-0-0	HOME		2-1-0		0-0-0		0-0-0		
1-5-0	1-5-0		0-0-0	AWAY		0-0-0		0-0-0		0-0-0		
0-0-0	0-0-0		0-0-0	NEUTRAL		0-0-0		0-0-0		0-0-0		
RPI S	Opponent	Score	RPI S	Opponent	Score	RPI S	Opponent	Score	RPI S	Opponent	Score	
1 H	Oklahoma	0 10	26 N	Stanford	3 12	58 H	Baylor	2 3	125 N	Providence	2 1	
1 H	Oklahoma	0 8	29 N	Louisville	3 5	58 H	Baylor	7 1	140 N	Virginia	5 2	
1 H	Oklahoma	0 5	30 N	Missouri	2 3	58 H	Baylor	9 8	144 N	Massachusetts	4 2	
12 A	Tennessee	0 9	30 N	Missouri	0 12	59 H	Southeast Mo. St.	0 2	150 N	Campbell	3 9	
17 A	Oklahoma St.	1 8	32 A	Arizona St.	6 14	59 H	Southeast Mo. St.	1 2	203 N	Charleston So.	6 0	
17 A	Oklahoma St.	3 7	33 N	Mississippi St.	3 6	77 A	Wichita St.	10 11	204 H	UMKC	4 5	
17 A	Oklahoma St.	0 5	37 N	Oregon	5 14	79 A	NC State	1 4	227 N	Bethune-Cookman	1 3	
21 A	Texas Tech	2 10				85 A	Duke	7 8	250 H	Maine	6 4	
21 A	Texas Tech	6 4				92 N	Iowa	1 2	262 H	Green Bay	9 0	
21 A	Texas Tech	1 4				95 N	Utah	4 6	262 H	Green Bay	5 4	
22 A	Tulsa	7 4				99 H	Nebraska	1 0	262 H	Green Bay	5 4	
22 H	Tulsa	5 11				99 H	Nebraska	2 0	267 H	Omaha	8 0	
22 H	Tulsa	0 4										
LAST 10 GAMES												
17 A	Oklahoma St.	0 5	59 H	Southeast Mo. St.	1 2							
262 H	Green Bay	5 4	150 N	Campbell	3 9							
262 H	Green Bay	5 4	21 A	Texas Tech	1 4							
262 H	Green Bay	9 0	21 A	Texas Tech	2 10							
267 H	Omaha	8 0	21 A	Texas Tech	6 4							

Non-Div. I Games:

Kansas

Non-Div. I Games:

Tie, Loss, Non-Conf,S Site, H Home, A Away, N Neutral Page 164

Belmont

Non-Div. I Games:

Samford

Average RPI Win:		195	WON-LOST RECORD		WINNING PCT. RANK		LAST 10 GAMES		STRENGTH OF SCHEDULE		OPP. STRENGTH OF SCHEDULE		TEAM RPI		ADJ RPI		CONF. RPI		ADJ CONF. RPI					
Average RPI Loss:		111																						
DIV. I ONLY			27-18-0		.6		85		9-1-0		210		167		134		.50657		133		25		25	
DIV. I NON-CONF.			19-15-0		.55882		115		3-1-0		121		158		110		.52472		107		25		23	
TOTALS		RPI 1-25		RPI 26-50		W-L RECORDS		RPI 51-100		RPI 101-150		RPI 150+												
27-18-0		0-1-0		1-6-0		OVERALL		4-3-0		2-2-0		20-6-0												
15-6-0		0-0-0		0-0-0		HOME		3-1-0		1-0-0		11-5-0												
10-5-0		0-0-0		1-1-0		AWAY		1-2-0		1-2-0		7-0-0												
2-7-0		0-1-0		0-5-0		NEUTRAL		0-0-0		0-0-0		2-1-0												
19-15-0		0-1-0		1-6-0		NON-CONFERENCE		4-3-0		2-0-0		12-5-0												
10-5-0		0-0-0		0-0-0		HOME		3-1-0		1-0-0		6-4-0												
7-3-0		0-0-0		1-0-		AWAY		1-2-0		1-0-0		4-0-0												
2-7-0		0-1-0		0-5-0		NEUTRAL		0-0-0		0-0-0		2-1-0												
8-3-0		0-0-0		0-0-0		CONFERENCE		0-0-0		0-2-0		8-1-0												
5-1-0		0-0-0		0-0-0		HOME		0-0-0		0-0-0		5-1-0												
3-2-0		0-0-0		0-0-0		AWAY		0-0-0		0-2-0		3-0-0												
0-0-0		0-0-0		0-0-0		NEUTRAL		0-0-0		0-0-0		0-0-0												
RPI	S	Opponent		Score		RPI	S	Opponent		Score		RPI	S	Opponent		Score		RPI	S	Opponent		Score		
23	N	Arkansas		2 8		26	A	Stanford		7 8		57	A	Fresno St.		0 4		120	H	Nevada		9 0		
						26	A	Stanford		5 2		57	A	Fresno St.		3 0		127	A	Weber St.		4 7		
						33	N	Mississippi St.		5 8		68	H	Loyola Marymount		4 1		127	A	Weber St.		3 7		
						38	N	Boise St.		3 7		68	H	Loyola Marymount		3 1		134	A	UC Riverside		5 0		
						38	N	Boise St.		2 5		68	H	Loyola Marymount		4 2		154	H	Bucknell		0 1		
						47	N	Southern Ill.		1 6		69	A	UC Davis		0 4		166	N	UTEP		5 6		
						50	N	UCF		5 6		70	H	California		1 3		189	H	Marist		6 2		
																		189	H	Marist		9 1		
																		191	N	California Baptist		2 1		
																		201	H	UC Santa Barbara		6 12		
																		211	H	Montana		8 5		
																		211	H	Montana		6 4		
																		211	H	Montana		9 1		
																		220	A	Pacific		3 1		
																		220	A	Pacific		7 1		
																		236	H	CSU Bakersfield		8 0		
																		236	H	CSU Bakersfield		2 10		
																		237	A	Northern Colo.		6 5		
																		237	A	Northern Colo.		12 9		
																		237	A	Northern Colo.		5 4		
																		239	A	Saint Mary's (CA)		6 1		
																		239	A	Saint Mary's (CA)		5 4		
																		254	H	Santa Clara		14 6		
																		254	H	Santa Clara		3 4		
																		275	H	Fairleigh Dickinson		1 0		
																		275	N	Fairleigh Dickinson		7 0		
																		283	H	Southern Utah		2 4		
LAST 10 GAMES																								
						127	A	Weber St.		3 7		237	A	Northern Colo.		12 9		254	H	Santa Clara		14 6		
						127	A	Weber St.		4 7		57	A	Fresno St.		0 4		254	H	Santa Clara		3 4		
						154	H	Bucknell		0 1		211	H	Montana		8 5		275	H	Fairleigh Dickinson		1 0		
						191	N	California Baptist		2 1		239	A	Saint Mary's (CA)		5 4		275	N	Fairleigh Dickinson		7 0		
						120	H	Nevada		9 0		26	A	Stanford		5 2		283	H	Southern Utah		2 4		

Non-Div. I Games:

Sacramento St.

RPI	S	Opponent	Score	
283	H	Southern Utah	9	3
283	H	Southern Utah	9	1
289	H	Rider	6	0

Sacramento St.

S
a
c
r
a
m
e
n
t
o
S
t
.

S
a
c
r
a
m
e
n
t
o
S
t
.

Average RPI Win:		177	WON-LOST RECORD		WINNING PCT. RANK		LAST 10 GAMES		STRENGTH OF SCHEDULE		OPP. STRENGTH OF SCHEDULE		TEAM RPI		ADJ RPI		CONF. RPI		ADJ CONF. RPI				
Average RPI Loss:		94																					
DIV. I ONLY			23-19-0		.54762 114		4-6-0		185		113		136		.50607 134		13		12				
DIV. I NON-CONF.			18-12-0		.6 91		1-0-0		198		146		122		.51606 117		12		11				
TOTALS		RPI 1-25		RPI 26-50		W-L RECORDS		RPI 51-100		RPI 101-150		RPI 150+											
23-19-0		0-2-0		2-2-0		OVERALL		2-8-0		4-3-0		15-4-0											
16-9-0		0-0-0		2-0-0		HOME		1-5-0		1-2-0		12-2-0											
5-3-0		0-1-0		0-0-0		AWAY		0-0-0		3-1-0		2-1-0											
2-7-0		0-1-0		0-2-0		NEUTRAL		1-3-0		0-0-0		1-1-0											
18-12-0		0-2-0		2-2-0		NON-CONFERENCE		1-3-0		2-2-0		13-3-0											
13-3-0		0-0-0		2-0-0		HOME		0-0-0		1-2-0		10-1-0											
3-2-0		0-1-0		0-0-		AWAY		0-0-0		1-0-0		2-1-0											
2-7-0		0-1-0		0-2-0		NEUTRAL		1-3-0		0-0-0		1-1-0											
5-7-0		0-0-0		0-0-0		CONFERENCE		1-5-0		2-1-0		2-1-0											
3-6-0		0-0-0		0-0-0		HOME		1-5-0		0-0-0		2-1-0											
2-1-0		0-0-0		0-0-0		AWAY		0-0-0		2-1-0		0-0-0											
0-0-0		0-0-0		0-0-0		NEUTRAL		0-0-0		0-0-0		0-0-0											
RPI	S	Opponent		Score		RPI	S	Opponent		Score		RPI	S	Opponent		Score							
2	A	UCLA		3	17	38	N	Boise St.		2	7	57	N	Fresno St.		0	12	101	A	San Diego St.		6	0
15	N	Ole Miss		3	11	40	H	Houston		4	3	68	N	Loyola Marymount		0	2	105	H	Maryland		7	2
						40	H	Houston		1	0	69	H	UC Davis		5	9	105	H	Maryland		3	8
						43	N	UNLV		1	6	69	H	UC Davis		1	11	129	A	CSUN		8	1
												69	H	UC Davis		1	3	129	A	CSUN		0	4
												73	N	Marshall		5	4	129	A	CSUN		5	1
												73	N	Marshall		2	5	133	H	Sacramento St.		0	5
												81	H	Long Beach St.		11	3	166	H	UTEP		4	0
												81	H	Long Beach St.		0	7	166	H	UTEP		7	8
												81	H	Long Beach St.		6	14	175	H	Cal Poly		3	2
																		175	H	Cal Poly		3	1
																		175	H	Cal Poly		1	4
																		191	A	California Baptist		3	2
																		193	A	San Diego		3	6
																		193	A	San Diego		6	2
																		193	H	San Diego		3	2
																		196	H	Idaho St.		5	2
																		223	N	Portland St.		9	8
																		223	N	Portland St.		5	6
																		254	H	Santa Clara		4	2
																		254	H	Santa Clara		4	2
																		254	H	Santa Clara		8	2
																		267	H	Omaha		9	6
																		267	H	Omaha		8	0
																		283	H	Southern Utah		4	2
																		283	H	Southern Utah		11	2
LAST 10 GAMES																							
						191	A	California Baptist		3	2	81	H	Long Beach St.		11	3	267	H	Omaha		8	0
						175	H	Cal Poly		3	2	69	H	UC Davis		5	9	283	H	Southern Utah		4	2
						254	H	Santa Clara		8	2	69	H	UC Davis		1	3	283	H	Southern Utah		11	2
												129	A	CSUN		5	1						
						129	A	CSUN		8	1	129	A	CSUN		0	4						

Non-Div. I Games:

UC Riverside

Average RPI Win: 167		WON-LOST	WINNING	LAST 10	STRENGTH OF		OPP. STRENGTH	TEAM	ADJ	CONF.	ADJ CONF.
Average RPI Loss: 58		RECORD	PCT. RANK	GAMES	SCHEDULE		OF SCHEDULE	RPI	RPI	RPI	RPI
DIV. I ONLY		12-30-0	.28571	250	1-9-0		25	56	139	.50496	135
DIV. I NON-CONF.		6-22-0	.21429	257	0-1-0		7	25	137	.50444	133
TOTALS		RPI 1-25	RPI 26-50		W-L RECORDS		RPI 51-100		RPI 101-150		RPI 150+
12-30-0		0-11-0	1-5-0		OVERALL		0-8-0		3-4-0		8-2-0
1-5-0		0-0-0	0-0-0		HOME		0-3-0		1-2-0		0-0-0
6-10-0		0-7-0	0-2-0		AWAY		0-1-0		1-0-0		5-0-0
5-15-0		0-4-0	1-3-0		NEUTRAL		0-4-0		1-2-0		3-2-0
6-22-0		0-8-0	1-5-0		NON-CONFERENCE		0-5-0		2-2-0		3-2-0
0-0-0		0-0-0	0-0-0		HOME		0-0-0		0-0-0		0-0-0
1-7-0		0-4-0	0-0-		AWAY		0-1-0		1-0-0		0-0-0
5-15-0		0-4-0	1-3-0		NEUTRAL		0-4-0		1-2-0		3-2-0
6-8-0		0-3-0	0-0-0		CONFERENCE		0-3-0		1-2-0		5-0-0
1-5-0		0-0-0	0-0-0		HOME		0-3-0		1-2-0		0-0-0
5-3-0		0-3-0	0-0-0		AWAY		0-0-0		0-0-0		5-0-0
0-0-0		0-0-0	0-0-0		NEUTRAL		0-0-0		0-0-0		0-0-0
RPI S	Opponent	Score	RPI S	Opponent	Score	RPI S	Opponent	Score	RPI S	Opponent	Score
3 N	Arizona	1 9	32 A	Arizona St.	6 9	66 N	USC Upstate	0 3	106 H	UNI	6 5
7 A	LSU	2 6	35 N	Notre Dame	1 5	74 H	Missouri St.	2 6	106 H	UNI	0 5
9 A	Florida	0 7	39 N	North Dakota St.	0 4	74 H	Missouri St.	5 9	106 H	UNI	2 6
9 A	Florida	2 10	44 N	Indiana	3 0	75 A	DePaul	5 6	107 N	SFA	6 0
9 N	Florida	1 2	44 N	Indiana	0 2	76 H	Bradley	4 8	114 N	LIU Brooklyn	3 5
9 N	Florida	0 15	45 A	Illinois	1 2	79 N	NC State	9 10	123 A	Fla. Atlantic	6 2
13 N	Michigan	4 11				87 N	Purdue	1 2	126 N	Syracuse	3 5
24 A	Drake	2 3				87 N	Purdue	0 8	162 N	Utah St.	8 13
24 A	Drake	0 3							165 N	Central Mich.	3 4
24 A	Drake	0 8							187 N	Florida A&M	6 3
25 A	South Fla.	1 2							187 N	Florida A&M	1 0
									193 N	San Diego	8 0
									207 A	Indiana St.	14 2
									207 A	Indiana St.	8 1
									214 A	Evansville	16 8
									214 A	Evansville	11 0
									214 A	Evansville	8 1
LAST 10 GAMES											
	24 A Drake	2 3		24 A Drake	0 3						
	74 H Missouri St.	2 6		24 A Drake	0 8						
	106 H UNI	0 5		75 A DePaul	5 6						
	207 A Indiana St.	14 2		74 H Missouri St.	5 9						
	214 A Evansville	8 1		76 H Bradley	4 8						

Non-Div. I Games:

Illinois St.

Average RPI Win:		202	WON-LOST		WINNING		LAST 10		STRENGTH OF		OPP. STRENGTH		TEAM		ADJ		CONF.		ADJ CONF.				
Average RPI Loss:		112	RECORD		PCT. RANK		GAMES		SCHEDULE		OF SCHEDULE		RPI		RPI		RPI		RPI				
DIV. I ONLY			30-21-0		.58824 94		7-3-0		209		180		140		.5042 136		21		21				
DIV. I NON-CONF.			19-17-0		.52778 130		2-0-0		159		197		134		.50587 130		20		20				
TOTALS		RPI 1-25		RPI 26-50		W-L RECORDS		RPI 51-100		RPI 101-150		RPI 150+											
30-21-0		1-1-0		0-4-0		OVERALL		3-5-0		4-3-0		22-8-0											
11-3-0		0-0-0		0-3-0		HOME		0-0-0		0-0-0		11-0-0											
6-7-0		0-0-0		0-1-0		AWAY		1-3-0		2-1-0		3-2-0											
13-11-0		1-1-0		0-0-0		NEUTRAL		2-2-0		2-2-0		8-6-0											
19-17-0		1-1-0		0-1-0		NON-CONFERENCE		3-5-0		2-2-0		13-8-0											
2-0-0		0-0-0		0-0-0		HOME		0-0-0		0-0-0		2-0-0											
4-6-0		0-0-0		0-0-		AWAY		1-3-0		0-0-0		3-2-0											
13-11-0		1-1-0		0-0-0		NEUTRAL		2-2-0		2-2-0		8-6-0											
11-4-0		0-0-0		0-3-0		CONFERENCE		0-0-0		2-1-0		9-0-0											
9-3-0		0-0-0		0-3-0		HOME		0-0-0		0-0-0		9-0-0											
2-1-0		0-0-0		0-0-0		AWAY		0-0-0		2-1-0		0-0-0											
0-0-0		0-0-0		0-0-0		NEUTRAL		0-0-0		0-0-0		0-0-0											
RPI	S	Opponent		Score		RPI	S	Opponent		Score		RPI	S	Opponent		Score		RPI	S	Opponent		Score	
13	N	Michigan		6 4		32	A	Arizona St.		0 12		51	A	Iowa St.		1 9		110	N	Murray St.		4 8	
14	N	James Madison		1 9		39	H	North Dakota St.		0 7		51	N	Iowa St.		1 2		113	N	Middle Tenn.		3 1	
						39	H	North Dakota St.		0 10		64	A	Grand Canyon		0 3		115	N	Albany (NY)		2 0	
						39	H	North Dakota St.		0 2		64	A	Grand Canyon		4 1		117	N	Ball St.		4 10	
												68	A	Loyola Marymount		2 5		147	A	Western Ill.		3 6	
												87	N	Purdue		4 2		147	A	Western Ill.		3 2	
												90	N	New Mexico St.		4 3		147	A	Western Ill.		4 3	
												95	N	Utah		1 5		159	N	UConn		0 7	
																		159	N	UConn		0 8	
																		169	N	Lehigh		2 6	
																		186	A	Creighton		5 11	
																		191	A	California Baptist		6 7	
																		191	A	California Baptist		2 0	
																		197	N	Dayton		18 0	
																		197	N	Dayton		3 4	
																		203	A	Charleston So.		8 2	
																		203	A	Charleston So.		8 6	
																		204	H	UMKC		5 4	
																		204	H	UMKC		5 1	
																		205	N	George Mason		9 7	
																		206	N	Central Ark.		1 9	
																		209	N	Drexel		11 8	
																		209	N	Drexel		5 20	
																		237	N	Northern Colo.		11 1	
																		246	H	North Dakota		9 6	
																		246	H	North Dakota		4 0	
																		246	H	North Dakota		7 4	

RPI	S	Opponent	Score	
253	H	Purdue Fort Wayne	7	0
253	H	Purdue Fort Wayne	6	0
253	H	Purdue Fort Wayne	10	0
265	N	Quinnipiac	4	0
267	H	Omaha	9	1
267	H	Omaha	5	4
267	H	Omaha	4	0
271	N	Cleveland St.	9	0
288	N	Cornell	6	0
294	N	UMES	13	2

South Dakota

S
o
u
t
h
D
a
k
o
t
a

S
o
u
t
h
D
a
k
o
t
a

Average RPI Win: 210		WON-LOST	WINNING	LAST 10	STRENGTH OF		OPP. STRENGTH	TEAM	ADJ	CONF.	ADJ CONF.
Average RPI Loss: 81		RECORD	PCT. RANK	GAMES	SCHEDULE		OF SCHEDULE	RPI	RPI	RPI	RPI
DIV. I ONLY		23-20-0	.53488	123	4-6-0		158	157	133	.50293	137
DIV. I NON-CONF.		16-8-0	.66667	61	0-2-0		209	220	113	.51883	115
TOTALS		RPI 1-25	RPI 26-50		W-L RECORDS		RPI 51-100		RPI 101-150		RPI 150+
23-20-0		0-4-0	1-3-0		OVERALL		0-8-0		1-3-0		21-2-0
12-4-0		0-0-0	1-1-0		HOME		0-3-0		1-0-0		10-0-0
4-12-0		0-4-0	0-0-0		AWAY		0-3-0		0-3-0		4-2-0
7-4-0		0-0-0	0-2-0		NEUTRAL		0-2-0		0-0-0		7-0-0
16-8-0		0-1-0	0-2-0		NON-CONFERENCE		0-2-0		1-3-0		15-0-0
6-0-0		0-0-0	0-0-0		HOME		0-0-0		1-0-0		5-0-0
3-4-0		0-1-0	0-0-		AWAY		0-0-0		0-3-0		3-0-0
7-4-0		0-0-0	0-2-0		NEUTRAL		0-2-0		0-0-0		7-0-0
7-12-0		0-3-0	1-1-0		CONFERENCE		0-6-0		0-0-0		6-2-0
6-4-0		0-0-0	1-1-0		HOME		0-3-0		0-0-0		5-0-0
1-8-0		0-3-0	0-0-0		AWAY		0-3-0		0-0-0		1-2-0
0-0-0		0-0-0	0-0-0		NEUTRAL		0-0-0		0-0-0		0-0-0
RPI S	Opponent	Score	RPI S	Opponent	Score	RPI S	Opponent	Score	RPI S	Opponent	Score
10 A	Northwestern	1 5	44 N	Indiana	0 1	74 A	Missouri St.	0 1	111 A	Northern Ill.	3 6
24 A	Drake	0 11	44 N	Indiana	1 3	74 A	Missouri St.	1 2	111 A	Northern Ill.	6 7
24 A	Drake	0 1	47 H	Southern Ill.	3 8	74 A	Missouri St.	3 5	141 A	UIC	1 2
24 A	Drake	0 9	47 H	Southern Ill.	5 4	76 H	Bradley	1 7	141 H	UIC	5 1
						76 H	Bradley	4 9	173 A	Mercer	9 0
						76 H	Bradley	5 12	176 H	Valparaiso	9 1
						82 N	Sam Houston St.	3 5	176 H	Valparaiso	4 2
						82 N	Sam Houston St.	3 4	182 N	UT Martin	4 3
									184 A	Gardner-Webb	14 0
									204 H	UMKC	1 0
									207 H	Indiana St.	14 8
									207 H	Indiana St.	2 1
									207 H	Indiana St.	13 7
									208 H	Detroit Mercy	3 1
									214 A	Evansville	3 5
									214 A	Evansville	9 6
									214 A	Evansville	1 9
									215 A	Saint Louis	10 4
									224 H	Butler	5 4
									231 N	Sacred Heart	7 2
									244 N	Hartford	8 0
									248 H	IUPUI	6 0
									253 H	Purdue Fort Wayne	2 0
									256 N	Oakland	10 0
									270 N	Mississippi Val.	12 0
									272 N	Akron	11 2
									282 N	N.C. A&T	8 0
			LAST 10 GAMES								
			47 H	Southern Ill.	5 4	76 H	Bradley	4 9			
			82 N	Sam Houston St.	3 4	176 H	Valparaiso	9 1			
			24 A	Drake	0 1	214 A	Evansville	3 5			
			207 H	Indiana St.	13 7	74 A	Missouri St.	0 1			
			111 A	Northern Ill.	3 6	47 H	Southern Ill.	3 8			

Non-Div. I Games:

Loyola Chicago

Average RPI Win:	179	WON-LOST	WINNING	LAST 10	STRENGTH OF	OPP. STRENGTH	TEAM	ADJ	CONF.	ADJ CONF.		
Average RPI Loss:	130	RECORD	PCT. RANK	GAMES	SCHEDULE	OF SCHEDULE	RPI	RPI	RPI	RPI		
DIV. I ONLY		21-23-0	.47727	154	6-4-0	96	203	135	.5026	138	12	13
DIV. I NON-CONF.		15-14-0	.51724	133	3-1-0	100	263	130	.50454	132	13	13
<hr/>												
TOTALS	RPI 1-25	RPI 26-50		W-L RECORDS		RPI 51-100		RPI 101-150		RPI 150+		
21-23-0	0-3-0	0-1-0		OVERALL		3-4-0		5-5-0		13-10-0		
8-8-0	0-3-0	0-0-0		HOME		0-0-0		0-0-0		8-5-0		
6-10-0	0-0-0	0-0-0		AWAY		1-2-0		3-4-0		2-4-0		
7-5-0	0-0-0	0-1-0		NEUTRAL		2-2-0		2-1-0		3-1-0		
15-14-0	0-0-0	0-1-0		NON-CONFERENCE		3-4-0		2-2-0		10-7-0		
7-3-0	0-0-0	0-0-0		HOME		0-0-0		0-0-0		7-3-0		
1-6-0	0-0-0	0-0-		AWAY		1-2-0		0-1-0		0-3-0		
7-5-0	0-0-0	0-1-0		NEUTRAL		2-2-0		2-1-0		3-1-0		
6-9-0	0-3-0	0-0-0		CONFERENCE		0-0-0		3-3-0		3-3-0		
1-5-0	0-3-0	0-0-0		HOME		0-0-0		0-0-0		1-2-0		
5-4-0	0-0-0	0-0-0		AWAY		0-0-0		3-3-0		2-1-0		
0-0-0	0-0-0	0-0-0		NEUTRAL		0-0-0		0-0-0		0-0-0		
RPI	S	Opponent	Score	RPI	S	Opponent	Score	RPI	S	Opponent	Score	
14	H	James Madison	1 5	39	N	North Dakota St.	0 1	66	A	USC Upstate	4 6	
14	H	James Madison	0 6					72	A	UNC Greensboro	4 2	
14	H	James Madison	0 4					72	A	UNC Greensboro	9 10	
								73	N	Marshall	3 2	
								77	N	Wichita St.	4 5	
								84	N	Miami (OH)	8 3	
								97	N	Eastern Ky.	0 5	
								</				

Non-Div. I Games:

Towson

RPI	S	Opponent	Score	
233	H	Georgetown	9	3
266	N	Presbyterian	9	1
279	H	Morgan St.	6	13
291	H	Howard	6	4
291	H	Howard	7	2
296	N	Saint Peter's	10	2

Towson

T
O
W
S
O
N

T
O
W
S
O
N

Average RPI Win: 183		WON-LOST	WINNING	LAST 10	STRENGTH OF		OPP. STRENGTH	TEAM	ADJ	CONF.	ADJ CONF.
Average RPI Loss: 113		RECORD	PCT. RANK	GAMES	SCHEDULE		OF SCHEDULE	RPI	RPI	RPI	RPI
DIV. I ONLY		19-23-0	.45238	177	3-7-0		86	164	131	.50215	139
DIV. I NON-CONF.		13-14-0	.48148	145	0-2-0		102	181	133	.50099	138
TOTALS		RPI 1-25	RPI 26-50		W-L RECORDS		RPI 51-100		RPI 101-150		RPI 150+
19-23-0		0-6-0	0-0-0		OVERALL		2-4-0		4-5-0		13-8-0
4-7-0		0-3-0	0-0-0		HOME		0-0-0		3-2-0		1-2-0
10-9-0		0-0-0	0-0-0		AWAY		2-2-0		0-2-0		8-5-0
5-7-0		0-3-0	0-0-0		NEUTRAL		0-2-0		1-1-0		4-1-0
13-14-0		0-3-0	0-0-0		NON-CONFERENCE		2-4-0		3-3-0		8-4-0
2-0-0		0-0-0	0-0-0		HOME		0-0-0		2-0-0		0-0-0
6-7-0		0-0-0	0-0-		AWAY		2-2-0		0-2-0		4-3-0
5-7-0		0-3-0	0-0-0		NEUTRAL		0-2-0		1-1-0		4-1-0
6-9-0		0-3-0	0-0-0		CONFERENCE		0-0-0		1-2-0		5-4-0
2-7-0		0-3-0	0-0-0		HOME		0-0-0		1-2-0		1-2-0
4-2-0		0-0-0	0-0-0		AWAY		0-0-0		0-0-0		4-2-0
0-0-0		0-0-0	0-0-0		NEUTRAL		0-0-0		0-0-0		0-0-0
RPI S	Opponent	Score	RPI S	Opponent	Score	RPI S	Opponent	Score	RPI S	Opponent	Score
1 N	Oklahoma	3 17				86 A	Georgia Tech	1 8	107 N	SFA	3 7
14 H	James Madison	2 16				86 A	Georgia Tech	1 2	114 A	LIU Brooklyn	3 6
14 H	James Madison	4 9				88 A	Nicholls St.	8 2	114 H	LIU Brooklyn	4 3
14 H	James Madison	5 10				88 N	Nicholls St.	1 11	115 N	Albany (NY)	2 0
16 N	Kentucky	0 8				91 A	St. John's (NY)	9 3	128 H	Stony Brook	6 1
17 N	Oklahoma St.	2 13				95 N	Utah	3 11	138 H	Towson	9 8
									138 H	Towson	3 4
									138 H	Towson	8 12
									149 A	South Alabama	0 8
									158 A	Col. of Charleston	5 1
									158 A	Col. of Charleston	3 4
									158 A	Col. of Charleston	3 0
									164 A	Kennesaw St.	10 3
									164 A	Kennesaw St.	0 2
									167 A	Fordham	2 16
									180 A	Seton Hall	1 4
									185 H	Delaware	8 11
									185 H	Delaware	1 0
									185 H	Delaware	3 4
									199 A	Georgia St.	10 8
									209 A	Drexel	9 8
									209 A	Drexel	4 3
									209 A	Drexel	7 8
									238 A	Hampton	11 2
									241 A	Norfolk St.	6 0
									245 N	Iona	13 1
									260 N	Wagner	11 1
			LAST 10 GAMES								
			209 A	Drexel	4 3	164 A	Kennesaw St.	0 2			
			14 H	James Madison	2 16	86 A	Georgia Tech	1 2			
			185 H	Delaware	8 11	138 H	Towson	9 8			
			158 A	Col. of Charleston	3 4	138 H	Towson	8 12			
			138 H	Towson	3 4	167 A	Fordham	2 16			

Non-Div. I Games:

Hofstra

RPI	S	Opponent	Score	
260	N	Wagner	9	3
269	N	Holy Cross	5	0
279	N	Morgan St.	6	12

Hofstra

H
o
f
s
t
r
a

H
o
f
s
t
r
a

Average RPI Win: 172		WON-LOST	WINNING	LAST 10	STRENGTH OF		OPP. STRENGTH	TEAM	ADJ	CONF.	ADJ CONF.
Average RPI Loss: 59		RECORD	PCT. RANK	GAMES	SCHEDULE		OF SCHEDULE	RPI	RPI	RPI	RPI
DIV. I ONLY		17-28-0	.37778	216	1-9-0		72	57	138	.50186	140
DIV. I NON-CONF.		12-12-0	.5	137	1-1-0		136	98	129	.50903	127
TOTALS		RPI 1-25	RPI 26-50		W-L RECORDS		RPI 51-100		RPI 101-150		RPI 150+
17-28-0	0-5-0	0-11-0		OVERALL		5-8-0		1-2-0		11-2-0	
8-9-0	0-3-0	0-3-0		HOME		2-3-0		0-0-0		6-0-0	
5-14-0	0-2-0	0-6-0		AWAY		2-4-0		1-1-0		2-1-0	
4-5-0	0-0-0	0-2-0		NEUTRAL		1-1-0		0-1-0		3-1-0	
12-12-0	0-2-0	0-2-0		NON-CONFERENCE		3-4-0		1-2-0		8-2-0	
4-1-0	0-0-0	0-0-0		HOME		1-1-0		0-0-0		3-0-0	
4-6-0	0-2-0	0-0-		AWAY		1-2-0		1-1-0		2-1-0	
4-5-0	0-0-0	0-2-0		NEUTRAL		1-1-0		0-1-0		3-1-0	
5-16-0	0-3-0	0-9-0		CONFERENCE		2-4-0		0-0-0		3-0-0	
4-8-0	0-3-0	0-3-0		HOME		1-2-0		0-0-0		3-0-0	
1-8-0	0-0-0	0-6-0		AWAY		1-2-0		0-0-0		0-0-0	
0-0-0	0-0-0	0-0-0		NEUTRAL		0-0-0		0-0-0		0-0-0	
RPI S	Opponent	Score	RPI S	Opponent	Score	RPI S	Opponent	Score	RPI S	Opponent	Score
6 H	Florida St.	2 8	27 A	North Carolina	0 8	56 A	Liberty	0 2	105 A	Maryland	7 1
6 H	Florida St.	3 16	27 A	North Carolina	0 8	56 H	Liberty	4 3	123 A	Fla. Atlantic	0 1
6 H	Florida St.	0 11	27 A	North Carolina	0 8	60 A	Longwood	6 11	130 N	Kansas	2 5
12 A	Tennessee	2 6	28 A	Virginia Tech	0 8	76 N	Bradley	3 2	156 A	Radford	4 6
12 A	Tennessee	1 11	28 A	Virginia Tech	0 7	78 A	Elon	7 3	172 A	Charlotte	6 0
			28 A	Virginia Tech	0 1	83 H	Rutgers	0 4	179 A	Furman	10 1
			31 N	Georgia	7 15	85 H	Duke	2 1	195 H	Pittsburgh	7 6
			35 H	Notre Dame	10 14	85 H	Duke	0 8	195 H	Pittsburgh	5 4
			35 H	Notre Dame	2 13	85 H	Duke	2 7	195 H	Pittsburgh	7 4
			35 H	Notre Dame	0 7	86 A	Georgia Tech	3 6	227 N	Bethune-Cookman	4 5
			44 N	Indiana	1 9	86 A	Georgia Tech	0 13	238 N	Hampton	2 0
						86 A	Georgia Tech	7 1	241 H	Norfolk St.	10 2
						91 N	St. John's (NY)	3 4	247 N	Northern Ky.	4 2
									247 N	Northern Ky.	11 1
									263 H	Buffalo	11 4
									263 H	Buffalo	11 3
LAST 10 GAMES											
35 H	Notre Dame	0 7	263 H	Buffalo	11 3						
35 H	Notre Dame	2 13	12 A	Tennessee	2 6						
35 H	Notre Dame	10 14	56 H	Liberty	4 3						
195 H	Pittsburgh	7 4	28 A	Virginia Tech	0 7						
263 H	Buffalo	11 4	28 A	Virginia Tech	0 1						

Non-Div. I Games:

Virginia

U
I
C

UIC

RPI	S	Opponent	Score	
271	H	Cleveland St.	5	4
271	H	Cleveland St.	15	1
289	N	Rider	17	0

Average RPI Win: 176		WON-LOST	WINNING	LAST 10	STRENGTH OF	OPP. STRENGTH	TEAM	ADJ	CONF.	ADJ CONF.				
Average RPI Loss: 72		RECORD	PCT. RANK	GAMES	SCHEDULE	OF SCHEDULE	RPI	RPI	RPI	RPI				
DIV. I ONLY		15-27-0	.35714	222	2-8-0	50	89	144	.49863	142	9	9		
DIV. I NON-CONF.		10-15-0	.4	198	0-3-0	17	80	95	.53164	97	9	10		
<hr/>														
TOTALS		RPI 1-25		RPI 26-50		W-L RECORDS		RPI 51-100		RPI 101-150		RPI 150+		
15-27-0		0-6-0		0-6-0		OVERALL		1-7-0		5-4-0		9-4-0		
8-11-0		0-1-0		0-1-0		HOME		1-6-0		2-2-0		5-1-0		
3-11-0		0-4-0		0-2-0		AWAY		0-0-0		3-2-0		0-3-0		
4-5-0		0-1-0		0-3-0		NEUTRAL		0-1-0		0-0-0		4-0-0		
10-15-0		0-6-0		0-6-0		NON-CONFERENCE		1-1-0		2-2-0		7-0-0		
6-4-0		0-1-0		0-1-0		HOME		1-0-0		2-2-0		3-0-0		
0-6-0		0-4-0		0-0-		AWAY		0-0-0		0-0-0		0-0-0		
4-5-0		0-1-0		0-3-0		NEUTRAL		0-1-0		0-0-0		4-0-0		
5-12-0		0-0-0		0-0-0		CONFERENCE		0-6-0		3-2-0		2-4-0		
2-7-0		0-0-0		0-0-0		HOME		0-6-0		0-0-0		2-1-0		
3-5-0		0-0-0		0-0-0		AWAY		0-0-0		3-2-0		0-3-0		
0-0-0		0-0-0		0-0-0		NEUTRAL		0-0-0		0-0-0		0-0-0		
RPI	S	Opponent		Score	RPI	S	Opponent		Score	RPI	S	Opponent		Score
8	A	Alabama		1 17	28	N	Virginia Tech		6 8	65	H	Louisiana Tech		4 8
8	H	Alabama		0 8	28	N	Virginia Tech		1 4	65	H	Louisiana Tech		2 6
15	A	Ole Miss		2 3	31	A	Georgia		2 10	65	H	Louisiana Tech		4 7
19	A	Auburn		0 9	31	A	Georgia		1 5	92	N	Iowa		1 3
19	A	Auburn		3 11	33	H	Mississippi St.		4 5	94	H	Jacksonville St.		9 3
21	N	Texas Tech		2 7	35	N	Notre Dame		0 6	96	H	Southern Miss.		0 4
										96	H	Southern Miss.		4 7
										96	H	Southern Miss.		0 2

Non-Div. I Games:

UAB

Average RPI Win: 203		WON-LOST RECORD	WINNING PCT. RANK	LAST 10 GAMES	STRENGTH OF SCHEDULE	OPP. STRENGTH OF SCHEDULE	TEAM RPI	ADJ RPI	CONF. RPI	ADJ CONF. RPI				
Average RPI Loss: 117														
DIV. I ONLY		24-23-0	.51064 139	3-7-0	146	195	145	.49857 143	12	13				
DIV. I NON-CONF.		18-14-0	.5625 110	0-1-0	230	230	162	.48679 161	13	13				
<hr/>														
TOTALS		RPI 1-25		RPI 26-50		W-L RECORDS		RPI 51-100		RPI 101-150		RPI 150+		
24-23-0		0-5-0		0-0-0		OVERALL		4-7-0		3-2-0		17-9-0		
14-9-0		0-0-0		0-0-0		HOME		0-2-0		2-1-0		12-6-0		
4-12-0		0-5-0		0-0-0		AWAY		2-3-0		0-1-0		2-3-0		
6-2-0		0-0-0		0-0-0		NEUTRAL		2-2-0		1-0-0		3-0-0		
<hr/>														
18-14-0		0-2-0		0-0-0		NON-CONFERENCE		3-5-0		1-1-0		14-6-0		
11-6-0		0-0-0		0-0-0		HOME		0-2-0		0-0-0		11-4-0		
1-6-0		0-2-0		0-0-		AWAY		1-1-0		0-1-0		0-2-0		
6-2-0		0-0-0		0-0-0		NEUTRAL		2-2-0		1-0-0		3-0-0		
<hr/>														
6-9-0		0-3-0		0-0-0		CONFERENCE		1-2-0		2-1-0		3-3-0		
3-3-0		0-0-0		0-0-0		HOME		0-0-0		2-1-0		1-2-0		
3-6-0		0-3-0		0-0-0		AWAY		1-2-0		0-0-0		2-1-0		
0-0-0		0-0-0		0-0-0		NEUTRAL		0-0-0		0-0-0		0-0-0		
<hr/>														
RPI	S	Opponent	Score		RPI	S	Opponent	Score		RPI	S	Opponent	Score	
6	A	Florida St.	0	10						51	N	Iowa St.	3	2
6	A	Florida St.	2	7						72	N	UNC Greensboro	10	11
14	A	James Madison	2	12						109	N	UMass Lowell	9	2
14	A	James Madison	0	13						72	N	UNC Greensboro	5	0
14	A	James Madison	0	8						73	N	Marshall	5	11
										138	H	Towson	4	1
										138	H	Towson	1	8
										138	H	Towson	5	3
										156	H	Radford	2	5
										169	H	Lehigh	3	0
										169	H	Lehigh	4	5
										185	A	Delaware	5	6
										185	A	Delaware	7	5
										185	A	Delaware	7	3
										190	A	Jacksonville	2	9
										203	A	Charleston So.	2	5
										209	H	Drexel	1	0
										209	H	Drexel	6	8
										209	H	Drexel	0	12
										216	H	UMBC	0	1
										232	H	Youngstown St.	3	0
										232	H	Youngstown St.	3	0
										233	N	Georgetown	6	3
										261	H	Rhode Island	9	6
										261	H	Rhode Island	8	6
										268	H	Canisius	4	0
										268	H	Canisius	10	1
										268	H	Canisius	7	2
										271	N	Cleveland St.	4	0
										281	N	La Salle	6	2
<hr/>														
LAST 10 GAMES														
185	A	Delaware	7	5	169	H	Lehigh	3	0	268	H	Canisius	4	0
185	A	Delaware	5	6	72	N	UNC Greensboro	5	0	268	H	Canisius	10	1
185	A	Delaware	7	3	14	A	James Madison	0	13	268	H	Canisius	7	2
78	A	Elon	1	2	78	A	Elon	0	1	271	N	Cleveland St.	4	0
72	N	UNC Greensboro	10	11	268	H	Canisius	10	1	281	N	La Salle	6	2

Non-Div. I Games:

UNCW

RPI	S	Opponent	Score	
282	H	N.C. A&T	9	1
282	H	N.C. A&T	1	0
291	H	Howard	10	3
291	H	Howard	11	12

UNCW

U
N
C
W

U
N
C
W

Non-Div. I Games:

Massachusetts

RPI	S	Opponent	Score	
281	H	La Salle	8	2
287	N	St. Bonaventure	5	4
287	N	St. Bonaventure	5	1

Massachusetts

M
a
s
s
a
c
h
u
s
e
t
t
s

M
a
s
s
a
c
h
u
s
e
t
t
s

Average RPI Win:		185	WON-LOST RECORD		WINNING PCT. RANK		LAST 10 GAMES		STRENGTH OF SCHEDULE		OPP. STRENGTH OF SCHEDULE		TEAM RPI		ADJ RPI		CONF. RPI		ADJ CONF. RPI	
DIV. I ONLY			23-21-0		.52273 134		5-5-0		181		148		150		.4962 145		20		19	
DIV. I NON-CONF.			8-13-0		.38095 208		1-0-0		158		167		197		.46888 189		15		14	
TOTALS		RPI 1-25		RPI 26-50		W-L RECORDS		RPI 51-100		RPI 101-150		RPI 150+								
23-21-0		0-3-0		1-1-0		OVERALL		4-8-0		4-3-0		14-6-0								
15-2-0		0-1-0		0-0-0		HOME		0-1-0		3-0-0		12-0-0								
6-12-0		0-2-0		0-0-0		AWAY		4-7-0		0-0-0		2-3-0								
2-7-0		0-0-0		1-1-0		NEUTRAL		0-0-0		1-3-0		0-3-0								
8-13-0		0-3-0		1-1-0		NON-CONFERENCE		1-2-0		1-3-0		5-4-0								
4-2-0		0-1-0		0-0-0		HOME		0-1-0		0-0-0		4-0-0								
2-4-0		0-2-0		0-0-		AWAY		1-1-0		0-0-0		1-1-0								
2-7-0		0-0-0		1-1-0		NEUTRAL		0-0-0		1-3-0		0-3-0								
15-8-0		0-0-0		0-0-0		CONFERENCE		3-6-0		3-0-0		9-2-0								
11-0-0		0-0-0		0-0-0		HOME		0-0-0		3-0-0		8-0-0								
4-8-0		0-0-0		0-0-0		AWAY		3-6-0		0-0-0		1-2-0								
0-0-0		0-0-0		0-0-0		NEUTRAL		0-0-0		0-0-0		0-0-0								
RPI	S	Opponent		Score		RPI	S	Opponent		Score		RPI	S	Opponent		Score				
5	A	Texas		2	7	38	N	Boise St.		1	2	54	A	North Texas		0	6			
7	H	LSU		3	10	38	N	Boise St.		3	2	65	A	Louisiana Tech		7	4			
23	A	Arkansas		2	8							65	H	Louisiana Tech		3	11			
												82	A	Sam Houston St.		6	3			
												82	A	Sam Houston St.		0	6			
												82	A	Sam Houston St.		6	4			
												88	A	Nicholls St.		1	6			
												88	A	Nicholls St.		0	10			
												88	A	Nicholls St.		1	5			
												93	A	McNeese		4	3			
												93	A	McNeese		1	3			
												93	A	McNeese		2	5			
														186 A Creighton		2	5			
														188 H Houston Baptist		9	3			
														188 H Houston Baptist		8	0			
														229 H Abilene Christian		7	2			
														229 H Abilene Christian		8	0			
														229 H Abilene Christian		9	0			
														230 H A&M-Corpus Christi		7	2			
														230 H A&M-Corpus Christi		3	1			
														230 H A&M-Corpus Christi		8	0			
														267 N Omaha		1	4			
														275 H Fairleigh Dickinson		6	0			
														275 H Fairleigh Dickinson		5	1			
														292 H Ark.-Pine Bluff		10	1			
														292 H Ark.-Pine Bluff		4	0			
														293 A Grambling		7	3			

Non-Div. I Games:

Northwestern St.

Non-Div. I Games:

Tie, Loss, Non-Conf, S Site, H Home, A Away, N Neutral Page 187

RPI	S	Opponent	Score	
252	H	Robert Morris	11	0
269	N	Holy Cross	11	3

Penn St.

P
e
n
n
S
t
.

P
e
n
n
S
t
.

Average RPI Win:	182	WON-LOST RECORD	WINNING PCT. RANK	LAST 10 GAMES	STRENGTH OF SCHEDULE	OPP. STRENGTH OF SCHEDULE	TEAM RPI	ADJ RPI	CONF. RPI	ADJ CONF. RPI					
DIV. I ONLY		14-19-0	.42424	196	6-4-0	66	219	142	.49556	147	21	21			
DIV. I NON-CONF.		8-13-0	.38095	208	1-1-0	120	219	190	.46859	190	20	20			
<hr/>															
TOTALS	RPI 1-25	RPI 26-50		W-L RECORDS		RPI 51-100		RPI 101-150		RPI 150+					
14-19-0	0-0-0	0-5-0		OVERALL		2-4-0		4-4-0		8-6-0					
1-6-0	0-0-0	0-3-0		HOME		0-0-0		1-2-0		0-1-0					
7-8-0	0-0-0	0-2-0		AWAY		2-2-0		2-2-0		3-2-0					
6-5-0	0-0-0	0-0-0		NEUTRAL		0-2-0		1-0-0		5-3-0					
<hr/>															
8-13-0	0-0-0	0-2-0		NON-CONFERENCE		2-4-0		1-1-0		5-6-0					
0-1-0	0-0-0	0-0-0		HOME		0-0-0		0-0-0		0-1-0					
3-7-0	0-0-0	0-0-		AWAY		2-2-0		1-1-0		0-2-0					
5-5-0	0-0-0	0-0-0		NEUTRAL		0-2-0		0-0-0		5-3-0					
<hr/>															
6-6-0	0-0-0	0-3-0		CONFERENCE		0-0-0		3-3-0		3-0-0					
1-5-0	0-0-0	0-3-0		HOME		0-0-0		1-2-0		0-0-0					
4-1-0	0-0-0	0-0-0		AWAY		0-0-0		1-1-0		3-0-0					
1-0-0	0-0-0	0-0-0		NEUTRAL		0-0-0		1-0-0		0-0-0					
<hr/>															
RPI	S	Opponent	Score	RPI	S	Opponent	Score	RPI	S	Opponent	Score				
				31	A	Georgia	0 9	55	A	Western Ky.	3 5	103	A	South Dakota St.	5 3
				31	A	Georgia	0 6	55	A	Western Ky.	6 7	103	A	South Dakota St.	2 7
				39	H	North Dakota St.	4 5	55	A	Western Ky.	3 1	103	N	South Dakota St.	7 2
				39	H	North Dakota St.	0 12	78	N	Elon	3 6	136	H	South Dakota	3 4
				39	H	North Dakota St.	7 10	92	A	Iowa	10 1	136	H	South Dakota	2 3
								97	N	Eastern Ky.	3 4	136	H	South Dakota	6 3
												141	A	UIC	9 4
												141	A	UIC	3 6
												183	H	Tennessee Tech	0 7
												183	N	Tennessee Tech	0 2
												204	N	UMKC	1 9
												224	N	Butler	7 1
												227	A	Bethune-Cookman	0 2
												227	A	Bethune-Cookman	1 2
												228	N	Bowling Green	4 3
												228	N	Bowling Green	8 0
												246	A	North Dakota	10 1
												246	A	North Dakota	3 2
												246	A	North Dakota	8 0
												248	N	IUPUI	8 4
												248	N	IUPUI	4 2
												262	N	Green Bay	3 4
<hr/>															
LAST 10 GAMES															
				246	A	North Dakota	3 2	97	N	Eastern Ky.	3 4				
				246	A	North Dakota	10 1	183	H	Tennessee Tech	0 7				
				103	N	South Dakota St.	7 2	39	H	North Dakota St.	4 5				
				39	H	North Dakota St.	0 12	136	H	South Dakota	2 3				
				228	N	Bowling Green	8 0	141	A	UIC	3 6				

Non-Div. I Games:

Western Ill.

Average RPI Win:		210	WON-LOST RECORD		WINNING PCT. RANK		LAST 10 GAMES		STRENGTH OF SCHEDULE		OPP. STRENGTH OF SCHEDULE		TEAM RPI		ADJ RPI		CONF. RPI		ADJ CONF. RPI	
DIV. I ONLY			28-18-0		.6087 80		7-3-0		242		186		156		.49544 148		20		19	
DIV. I NON-CONF.			13-11-0		.54167 120		2-1-0		207		168		152		.49645 143		15		14	
TOTALS		RPI 1-25		RPI 26-50		W-L RECORDS		RPI 51-100		RPI 101-150		RPI 150+								
28-18-0		0-1-0		1-2-0		OVERALL		1-4-0		3-5-0		23-6-0								
18-9-0		0-0-0		1-1-0		HOME		1-1-0		3-2-0		13-5-0								
7-7-0		0-1-0		0-1-0		AWAY		0-1-0		0-3-0		7-1-0								
3-2-0		0-0-0		0-0-0		NEUTRAL		0-2-0		0-0-0		3-0-0								
13-11-0		0-1-0		1-2-0		NON-CONFERENCE		1-4-0		1-1-0		10-3-0								
8-6-0		0-0-0		1-1-0		HOME		1-1-0		1-1-0		5-3-0								
2-3-0		0-1-0		0-0-		AWAY		0-1-0		0-0-0		2-0-0								
3-2-0		0-0-0		0-0-0		NEUTRAL		0-2-0		0-0-0		3-0-0								
15-7-0		0-0-0		0-0-0		CONFERENCE		0-0-0		2-4-0		13-3-0								
10-3-0		0-0-0		0-0-0		HOME		0-0-0		2-1-0		8-2-0								
5-4-0		0-0-0		0-0-0		AWAY		0-0-0		0-3-0		5-1-0								
0-0-0		0-0-0		0-0-0		NEUTRAL		0-0-0		0-0-0		0-0-0								
RPI	S	Opponent		Score		RPI	S	Opponent		Score		RPI	S	Opponent		Score				
20	A	Louisiana		1	7	33	A	Mississippi St.		3	4	65	A	Louisiana Tech		4	7			
						46	H	San Jose St.		2	6	67	H	Kent St.		7	5			
						47	H	Southern Ill.		4	3	74	H	Missouri St.		3	5			
												86	N	Georgia Tech		2	4			
												97	N	Eastern Ky.		0	5			
														Northern Ill.		5	2			
														Northern Ill.		3	7			
														Northwestern St.		1	6			
														Northwestern St.		3	4			
														Northwestern St.		1	6			
														SIUE		1	2			
														UTSA		0	1			
														Lamar University		5	6			
														Lamar University		10	2			
														Lamar University		1	0			
														Houston Baptist		4	7			
														Houston Baptist		4	3			
														Houston Baptist		5	2			
														Central Ark.		3	5			
														Central Ark.		5	4			
														Central Ark.		3	2			
														Prairie View		7	0			
														La.-Monroe		3	4			
														A&M-Corpus Christi		4	3			
														A&M-Corpus Christi		8	0			
														A&M-Corpus Christi		8	4			
														A&M-Corpus Christi		11	0			
														Purdue Fort Wayne		3	1			
														Alcorn		8	1			

RPI	S	Opponent	Score	
257	N	Alcorn	8	0
257	N	Alcorn	7	1
258	A	Alabama St.	8	3
270	H	Mississippi Val.	7	3
270	H	Mississippi Val.	19	4
273	A	Incarnate Word	18	0
273	A	Incarnate Word	15	3
273	A	Incarnate Word	21	15
277	H	Jackson St.	7	0
277	H	Jackson St.	7	0

Southeastern La.

S
o
u
t
h
e
a
s
t
e
r
n
L
a
.

S
o
u
t
h
e
a
s
t
e
r
n
L
a
.

Average RPI Win:		152	WON-LOST RECORD		WINNING PCT. RANK		LAST 10 GAMES		STRENGTH OF SCHEDULE		OPP. STRENGTH OF SCHEDULE		TEAM RPI		ADJ RPI		CONF. RPI		ADJ CONF. RPI				
Average RPI Loss:		78																					
DIV. I ONLY			15-28-0		.34884	226	3-7-0		54		101		152		.49515		149	8		8			
DIV. I NON-CONF.			10-11-0		.47619	150	0		19		139		71		.5461		72	8		8			
TOTALS		RPI 1-25		RPI 26-50		W-L RECORDS		RPI 51-100		RPI 101-150		RPI 150+											
15-28-0		0-6-0		0-1-0		OVERALL		5-15-0		3-3-0		7-3-0											
8-13-0		0-4-0		0-1-0		HOME		3-5-0		3-3-0		2-0-0											
5-10-0		0-2-0		0-0-0		AWAY		2-5-0		0-0-0		3-3-0											
2-5-0		0-0-0		0-0-0		NEUTRAL		0-5-0		0-0-0		2-0-0											
10-11-0		0-3-0		0-1-0		NON-CONFERENCE		3-7-0		3-0-0		4-0-0											
7-4-0		0-1-0		0-1-0		HOME		2-2-0		3-0-0		2-0-0											
1-2-0		0-2-0		0-0-		AWAY		1-0-0		0-0-0		0-0-0											
2-5-0		0-0-0		0-0-0		NEUTRAL		0-5-0		0-0-0		2-0-0											
5-17-0		0-3-0		0-0-0		CONFERENCE		2-8-0		0-3-0		3-3-0											
1-9-0		0-3-0		0-0-0		HOME		1-3-0		0-3-0		0-0-0											
4-8-0		0-0-0		0-0-0		AWAY		1-5-0		0-0-0		3-3-0											
0-0-0		0-0-0		0-0-0		NEUTRAL		0-0-0		0-0-0		0-0-0											
RPI	S	Opponent		Score		RPI	S	Opponent		Score		RPI	S	Opponent		Score		RPI	S	Opponent		Score	
6	A	Florida St.		1	4	45	H	Illinois		2	11	52	H	Lipscomb		8	5	102	H	Coastal Caro.		4	6
8	A	Alabama		2	5							53	H	Troy		2	3	102	H	Coastal Caro.		2	4
20	H	Louisiana		0	14							55	N	Western Ky.		3	7	102	H	Coastal Caro.		3	4
20	H	Louisiana		7	11							63	H	Texas St.		2	12	107	H	SFA		8	0
20	H	Louisiana		2	11							63	H	Texas St.		3	1	107	H	SFA		6	5
22	H	Tulsa		3	8							63	H	Texas St.		6	9	139	H	Hofstra		8	0
												65	N	Louisiana Tech		0	2	173	H	Mercer		12	8
												71	A	UT Arlington		2	7	199	A	Georgia St.		14	8
												71	A	UT Arlington		1	8	199	A	Georgia St.		2	5
												71	A	UT Arlington		9	10	199	A	Georgia St.		14	6
												74	H	Missouri St.		0	4	212	N	Tennessee St.		9	1
												76	N	Bradley		4	12	225	A	La.-Monroe		11	2
												76	N	Bradley		3	4	225	A	La.-Monroe		9	12
												87	N	Purdue		5	6	225	A	La.-Monroe		11	16
												88	H	Nicholls St.		3	2	246	H	North Dakota		8	0
												89	A	Appalachian St.		2	5	290	N	Savannah St.		8	1
												89	A	Appalachian St.		1	5						
												89	A	Appalachian St.		14	5						
												96	A	Southern Miss.		4	0						
												96	H	Southern Miss.		0	2						
LAST 10 GAMES																							
225	A	La.-Monroe		9	12	199	A	Georgia St.		14	8												
225	A	La.-Monroe		11	2	53	H	Troy		2	3												
225	A	La.-Monroe		11	16	102	H	Coastal Caro.		4	6												
199	A	Georgia St.		14	6	102	H	Coastal Caro.		2	4												
199	A	Georgia St.		2	5	102	H	Coastal Caro.		3	4												

Non-Div. I Games:

South Alabama

Average RPI Win:		203	WON-LOST RECORD		WINNING PCT. RANK		LAST 10 GAMES		STRENGTH OF SCHEDULE		OPP. STRENGTH OF SCHEDULE		TEAM RPI		ADJ RPI		CONF. RPI		ADJ CONF. RPI			
Average RPI Loss:		94																				
DIV. I ONLY			21-26-0		.44681 181		4-6-0		119		169		151		.4941 150		19		20			
DIV. I NON-CONF.			10-17-0		.37037 215		1-3-0		129		104		181		.47575 180		22		22			
TOTALS		RPI 1-25		RPI 26-50		W-L RECORDS		RPI 51-100		RPI 101-150		RPI 150+										
21-26-0		0-4-0		0-1-0		OVERALL		1-12-0		3-3-0		17-6-0										
9-9-0		0-1-0		0-1-0		HOME		0-4-0		0-0-0		9-3-0										
10-10-0		0-1-0		0-0-0		AWAY		1-6-0		1-1-0		8-2-0										
2-7-0		0-2-0		0-0-0		NEUTRAL		0-2-0		2-2-0		0-1-0										
10-17-0		0-4-0		0-1-0		NON-CONFERENCE		1-6-0		3-3-0		6-3-0										
5-4-0		0-1-0		0-1-0		HOME		0-1-0		0-0-0		5-1-0										
3-6-0		0-1-0		0-0-		AWAY		1-3-0		1-1-0		1-1-0										
2-7-0		0-2-0		0-0-0		NEUTRAL		0-2-0		2-2-0		0-1-0										
11-9-0		0-0-0		0-0-0		CONFERENCE		0-6-0		0-0-0		11-3-0										
4-5-0		0-0-0		0-0-0		HOME		0-3-0		0-0-0		4-2-0										
7-4-0		0-0-0		0-0-0		AWAY		0-3-0		0-0-0		7-1-0										
0-0-0		0-0-0		0-0-0		NEUTRAL		0-0-0		0-0-0		0-0-0										
RPI	S	Opponent		Score		RPI	S	Opponent		Score		RPI	S	Opponent		Score						
18	A	South Carolina		7	16	27	H	North Carolina		2	7	52	N	Lipscomb		0	8	108	N	Ohio	3	4
20	H	Louisiana		0	3							60	A	Longwood		2	4	108	N	Ohio	6	9
23	N	Arkansas		3	7							60	A	Longwood		10	11	122	A	East Carolina	10	2
23	N	Arkansas		0	8							60	A	Longwood		5	6	122	A	East Carolina	4	9
												66	H	USC Upstate		0	5	130	N	Kansas	9	3
												66	H	USC Upstate		4	8	132	N	Samford	5	0
												66	H	USC Upstate		5	19	172	A	Charlotte	0	8
												78	A	Elon		6	2	172	A	Charlotte	5	4
												79	A	NC State		0	8	172	N	Charlotte	4	10
												79	A	NC State		1	9	177	H	Winthrop	4	3
												85	H	Duke		2	9	177	H	Winthrop	6	9
												91	N	St. John's (NY)		3	4	177	H	Winthrop	2	1
												93	A	McNeese		2	7	184	A	Gardner-Webb	8	5
																		184	A	Gardner-Webb	12	1
																		184	A	Gardner-Webb	3	5
																		203	H	Charleston So.	2	5
																		203	H	Charleston So.	9	1
																		203	H	Charleston So.	9	6
																		226	H	Fairfield	1	10
																		232	H	Youngstown St.	8	0
																		232	H	Youngstown St.	6	3
																		238	A	Hampton	4	2
																		238	A	Hampton	9	6
																		238	A	Hampton	13	1
																		256	H	Oakland	10	2
																		256	H	Oakland	11	5
																		52	N	Lipscomb	0	8
																		66	H	USC Upstate	5	19
																		60	A	Longwood	10	11
																		256	H	Oakland	10	2
																		256	H	Oakland	11	5
																		266	A	Presbyterian	13	6

Non-Div. I Games:

Campbell

RPI	S	Opponent	Score	
266	A	Presbyterian	7	0
281	H	La Salle	6	0

Campbell

C
a
m
p
b
e
l
l

C
a
m
p
b
e
l
l

SIUE

Average RPI Win: 171		WON-LOST	WINNING	LAST 10	STRENGTH OF	OPP. STRENGTH	TEAM	ADJ	CONF.	ADJ CONF.							
Average RPI Loss: 104		RECORD	PCT. RANK	GAMES	SCHEDULE	OF SCHEDULE	RPI	RPI	RPI	RPI							
DIV. I ONLY		13-20-0	.39394	208	4-6-0	60	177	148	.49339	151	15	16					
DIV. I NON-CONF.		8-13-0	.38095	208	0-2-0	60	150	151	.49005	153	16	16					
<hr/>																	
TOTALS		RPI 1-25		RPI 26-50		W-L RECORDS		RPI 51-100		RPI 101-150		RPI 150+					
13-20-0		0-5-0		0-1-0		OVERALL		3-7-0		2-2-0		8-5-0					
2-3-0		0-0-0		0-0-0		HOME		1-2-0		0-0-0		1-1-0					
5-10-0		0-2-0		0-1-0		AWAY		0-4-0		2-2-0		3-1-0					
6-7-0		0-3-0		0-0-0		NEUTRAL		2-1-0		0-0-0		4-3-0					
8-13-0		0-5-0		0-1-0		NON-CONFERENCE		2-2-0		2-2-0		4-3-0					
0-1-0		0-0-0		0-0-0		HOME		0-1-0		0-0-0		0-0-0					
2-5-0		0-2-0		0-0-		AWAY		0-0-0		2-2-0		0-0-0					
6-7-0		0-3-0		0-0-0		NEUTRAL		2-1-0		0-0-0		4-3-0					
5-7-0		0-0-0		0-0-0		CONFERENCE		1-5-0		0-0-0		4-2-0					
2-2-0		0-0-0		0-0-0		HOME		1-1-0		0-0-0		1-1-0					
3-5-0		0-0-0		0-0-0		AWAY		0-4-0		0-0-0		3-1-0					
0-0-0		0-0-0		0-0-0		NEUTRAL		0-0-0		0-0-0		0-0-0					
RPI	S	Opponent		Score		RPI	S	Opponent		Score		RPI	S	Opponent		Score	
8	N	Alabama		3	8	45	A	Illinois		4	13	59	H	Southeast Mo. St.		4	3
8	N	Alabama		4	6							59	H	Southeast Mo. St.		1	14
23	A	Arkansas		1	2							121	A	Hawaii		3	5
23	A	Arkansas		3	15							70	N	California		0	8
24	N	Drake		2	3							121	A	Hawaii		8	5
												74	N	Missouri St.		3	1
												148	A	Southeastern La.		2	1
												157	N	UTSA		5	4
												94	A	Jacksonville St.		0	4
												182	H	UT Martin		4	1
												94	A	Jacksonville St.		10	11
												182	H	UT Martin		6	8
												95	N	Utah		5	2
												183	A	Tennessee Tech		3	7
												97	A	Eastern Ky.		2	6
												183	A	Tennessee Tech		10	3
												97	A	Eastern Ky.		2	10
												219	N	Prairie View		6	8
												222	A	Eastern Ill.		10	3
												222	A	Eastern Ill.		13	0
												230	N	A&M-Corpus Christi		4	2
												248	N	IUPUI		17	5
												248	N	IUPUI		8	11
												280	N	Niagara		1	2
												280	N	Niagara		3	1
<hr/>																	
LAST 10 GAMES																	
182 H UT Martin						6	8	183 A Tennessee Tech						10	3		
182 H UT Martin						4	1	59 H Southeast Mo. St.						4	3		
97 A Eastern Ky.						2	10	45 A Illinois						4	13		
222 A Eastern Ill.						13	0	97 A Eastern Ky.						2	6		
94 A Jacksonville St.						10	11	222 A Eastern Ill.						10	3		

Non-Div. I Games:

SIUE

[illegible]

Non-Div. I Games:

George Washington

RPI	S	Opponent	Score	
233	N	Georgetown	11	2
249	H	Mt. St. Mary's	5	1
249	H	Mt. St. Mary's	7	6
251	H	Manhattan	5	4
251	H	Manhattan	10	1
256	H	Oakland	8	7
256	H	Oakland	2	4
264	H	Lafayette	7	4
264	H	Lafayette	2	0
268	H	Canisius	13	5
268	H	Canisius	10	8
279	H	Morgan St.	8	1
279	H	Morgan St.	4	5
286	H	Delaware St.	6	5
286	H	Delaware St.	6	2
287	A	St. Bonaventure	2	0
287	A	St. Bonaventure	4	0
287	A	St. Bonaventure	20	9
291	H	Howard	11	9
291	H	Howard	9	1

George Washington

George Washington

Average RPI Win:	202	WON-LOST	WINNING	LAST 10	STRENGTH OF	OPP. STRENGTH	TEAM	ADJ	CONF.	ADJ CONF.	
Average RPI Loss:	127	RECORD	PCT. RANK	GAMES	SCHEDULE	OF SCHEDULE	RPI	RPI	RPI	RPI	
DIV. I ONLY	24-20-0	.54545	116	7-3-0	189	192	153	.49183	153	17	17
DIV. I NON-CONF.	17-15-0	.53125	127	2-1-0	185	199	149	.49256	152	19	19
<hr/>											
TOTALS	RPI 1-25	RPI 26-50		W-L RECORDS		RPI 51-100		RPI 101-150		RPI 150+	
24-20-0	0-2-0	0-3-0		OVERALL		1-2-0		5-5-0		18-8-0	
4-4-0	0-0-0	0-0-0		HOME		0-0-0		2-1-0		2-3-0	
8-6-0	0-2-0	0-0-0		AWAY		0-0-0		1-2-0		7-2-0	
12-10-0	0-0-0	0-3-0		NEUTRAL		1-2-0		2-2-0		9-3-0	
<hr/>											
17-15-0	0-2-0	0-3-0		NON-CONFERENCE		1-2-0		3-4-0		13-4-0	
1-1-0	0-0-0	0-0-0		HOME		0-0-0		0-0-0		1-1-0	
4-4-0	0-2-0	0-0-		AWAY		0-0-0		1-2-0		3-0-0	
12-10-0	0-0-0	0-3-0		NEUTRAL		1-2-0		2-2-0		9-3-0	
<hr/>											
7-5-0	0-0-0	0-0-0		CONFERENCE		0-0-0		2-1-0		5-4-0	
3-3-0	0-0-0	0-0-0		HOME		0-0-0		2-1-0		1-2-0	
4-2-0	0-0-0	0-0-0		AWAY		0-0-0		0-0-0		4-2-0	
0-0-0	0-0-0	0-0-0		NEUTRAL		0-0-0		0-0-0		0-0-0	
<hr/>											
RPI S	Opponent	Score		RPI S	Opponent	Score		RPI S	Opponent	Score	
19 A	Auburn	1	11	30 N	Missouri	0	7	53 N	Troy	1	6
19 A	Auburn	0	8	36 N	Wisconsin	1	13	92 N	Iowa	4	2
				39 N	North Dakota St.	1	6	98 N	Chattanooga	1	2

Non-Div. I Games:

Villanova

RPI	S	Opponent	Score	
233	A	Georgetown	10	2
233	A	Georgetown	8	0
233	A	Georgetown	9	6
261	N	Rhode Island	3	5
264	A	Lafayette	3	0
266	N	Presbyterian	8	0
269	N	Holy Cross	10	7
281	A	La Salle	8	7
296	N	Saint Peter's	12	1

Villanova

V
i
l
l
a
n
o
v
a

V
i
l
l
a
n
o
v
a

Average RPI Win:	218	WON-LOST RECORD	WINNING PCT. RANK	LAST 10 GAMES	STRENGTH OF SCHEDULE	OPP. STRENGTH OF SCHEDULE	TEAM RPI	ADJ RPI	CONF. RPI	ADJ CONF. RPI	
DIV. I ONLY		25-18-0	.5814 98	7-3-0	225	165	154	.49151 154	24	24	
DIV. I NON-CONF.		12-16-0	.42857 179	2-1-0	174	154	183	.47396 185	24	24	
<hr/>											
TOTALS	RPI 1-25	RPI 26-50		W-L RECORDS	RPI 51-100		RPI 101-150		RPI 150+		
25-18-0	1-3-0	0-4-0		OVERALL	0-2-0		1-1-0		23-8-0		
9-1-0	0-0-0	0-0-0		HOME	0-0-0		0-0-0		9-1-0		
8-12-0	0-2-0	0-2-0		AWAY	0-1-0		1-0-0		7-7-0		
8-5-0	1-1-0	0-2-0		NEUTRAL	0-1-0		0-1-0		7-0-0		
<hr/>											
12-16-0	1-3-0	0-4-0		NON-CONFERENCE	0-2-0		1-1-0		10-6-0		
3-1-0	0-0-0	0-0-0		HOME	0-0-0		0-0-0		3-1-0		
1-10-0	0-2-0	0-0-		AWAY	0-1-0		1-0-0		0-5-0		
8-5-0	1-1-0	0-2-0		NEUTRAL	0-1-0		0-1-0		7-0-0		
<hr/>											
13-2-0	0-0-0	0-0-0		CONFERENCE	0-0-0		0-0-0		13-2-0		
6-0-0	0-0-0	0-0-0		HOME	0-0-0		0-0-0		6-0-0		
7-2-0	0-0-0	0-0-0		AWAY	0-0-0		0-0-0		7-2-0		
0-0-0	0-0-0	0-0-0		NEUTRAL	0-0-0		0-0-0		0-0-0		
<hr/>											
RPI S	Opponent	Score		RPI S	Opponent	Score		RPI S	Opponent	Score	
7 A	LSU	0	10	26 A	Stanford	1	2	56 A	Liberty	0	1
7 A	LSU	0	8	43 N	UNLV	0	7	92 N	Iowa	3	5
22 N	Tulsa	0	1	43 N	UNLV	0	7				
22 N	Tulsa	4	2	46 A	San Jose St.	2	4				

Bucknell

Average RPI Win: 217		WON-LOST	WINNING	LAST 10	STRENGTH OF		OPP. STRENGTH	TEAM	ADJ	CONF.	ADJ CONF.
Average RPI Loss: 125		RECORD	PCT. RANK	GAMES	SCHEDULE		OF SCHEDULE	RPI	RPI	RPI	RPI
DIV. I ONLY		21-19-0	.525	129	6-4-0		172	223	158	.49056	155
DIV. I NON-CONF.		12-13-0	.48	147	1-0-0		154	161	150	.49371	149
TOTALS		RPI 1-25	RPI 26-50		W-L RECORDS		RPI 51-100		RPI 101-150		RPI 150+
21-19-0		0-1-0	0-2-0		OVERALL		1-4-0		1-2-0		19-10-0
8-5-0		0-0-0	0-0-0		HOME		0-0-0		0-1-0		8-4-0
6-6-0		0-1-0	0-0-0		AWAY		0-0-0		0-0-0		6-5-0
7-8-0		0-0-0	0-2-0		NEUTRAL		1-4-0		1-1-0		5-1-0
12-13-0		0-1-0	0-2-0		NON-CONFERENCE		1-4-0		1-2-0		10-4-0
2-2-0		0-0-0	0-0-0		HOME		0-0-0		0-1-0		2-1-0
3-3-0		0-1-0	0-0-		AWAY		0-0-0		0-0-0		3-2-0
7-8-0		0-0-0	0-2-0		NEUTRAL		1-4-0		1-1-0		5-1-0
9-6-0		0-0-0	0-0-0		CONFERENCE		0-0-0		0-0-0		9-6-0
6-3-0		0-0-0	0-0-0		HOME		0-0-0		0-0-0		6-3-0
3-3-0		0-0-0	0-0-0		AWAY		0-0-0		0-0-0		3-3-0
0-0-0		0-0-0	0-0-0		NEUTRAL		0-0-0		0-0-0		0-0-0
RPI S	Opponent	Score	RPI S	Opponent	Score	RPI S	Opponent	Score	RPI S	Opponent	Score
14 A	James Madison	2 14	44 N	Indiana	1 2	53 N	Troy	4 7	125 H	Providence	2 3
			50 N	UCF	0 3	83 N	Rutgers	4 8	125 N	Providence	5 1
						83 N	Rutgers	5 6	146 N	Penn St.	0 6
						87 N	Purdue	4 8	152 H	George Washington	5 7
						92 N	Iowa	4 1	152 H	George Washington	7 4
									152 H	George Washington	2 5
									153 H	Villanova	2 3
									167 A	Fordham	1 2
									167 A	Fordham	2 18
									167 A	Fordham	1 3
									169 A	Lehigh	6 5
									169 A	Lehigh	1 6
									170 N	Toledo	8 5
									171 N	Harvard	5 6
									185 A	Delaware	1 6
									185 A	Delaware	3 1
									192 N	Stetson	6 2
									200 N	Binghamton	7 3
									205 H	George Mason	4 0
									205 H	George Mason	5 3
									205 H	George Mason	0 3
									210 H	Penn	4 1
									227 N	Bethune-Cookman	3 1
									233 A	Georgetown	5 0
									261 H	Rhode Island	10 1
									261 H	Rhode Island	15 0
									261 H	Rhode Island	2 1
LAST 10 GAMES			167 A	Fordham	2 18	87 N	Purdue	4 8	227 N	Bethune-Cookman	3 1
			167 A	Fordham	1 2	205 H	George Mason	5 3	233 A	Georgetown	5 0
			167 A	Fordham	1 3	287 A	St. Bonaventure	8 2	261 H	Rhode Island	10 1
			83 N	Rutgers	5 6	152 H	George Washington	5 7	261 H	Rhode Island	15 0
			261 H	Rhode Island	2 1	261 H	Rhode Island	10 1	261 H	Rhode Island	2 1

Non-Div. I Games:

Saint Joseph's

RPI	S	Opponent	Score	
278	N	Brown	7	5
279	H	Morgan St.	13	4
287	A	St. Bonaventure	13	0
287	A	St. Bonaventure	8	6
287	A	St. Bonaventure	8	2

Saint Joseph's

S
a
i
n
t
J
o
s
e
p
h
'
s

S
a
i
n
t
J
o
s
e
p
h
'
s

Non-Div. I Games:

Radford

R
a
d
f
o
r
d

RPI	S	Opponent	Score	
266	H	Presbyterian	4	3
266	H	Presbyterian	4	2
266	H	Presbyterian	10	5
291	N	Howard	15	4
291	N	Howard	16	3

Radford

R
a
d
f
o
r
d

R
a
d
f
o
r
d

Average RPI Win:		163	WON-LOST RECORD		WINNING PCT. RANK		LAST 10 GAMES		STRENGTH OF SCHEDULE		OPP. STRENGTH OF SCHEDULE		TEAM RPI		ADJ RPI		CONF. RPI		ADJ CONF. RPI	
DIV. I ONLY			17-26-0		.39535 205		1-9-0		95		116		159		.48982 157		9		9	
DIV. I NON-CONF.			11-14-0		.44 170		1-2-0		194		117		182		.47546 182		9		10	
TOTALS		RPI 1-25		RPI 26-50		W-L RECORDS		RPI 51-100		RPI 101-150		RPI 150+								
17-26-0		0-2-0		0-2-0		OVERALL		4-15-0		6-2-0		7-5-0								
6-8-0		0-0-0		0-0-0		HOME		1-6-0		5-1-0		0-1-0								
5-10-0		0-0-0		0-0-0		AWAY		2-8-0		1-1-0		2-1-0								
6-8-0		0-2-0		0-2-0		NEUTRAL		1-1-0		0-0-0		5-3-0								
11-14-0		0-2-0		0-2-0		NON-CONFERENCE		3-4-0		1-1-0		7-5-0								
1-4-0		0-0-0		0-0-0		HOME		1-3-0		0-0-0		0-1-0								
4-2-0		0-0-0		0-0-		AWAY		1-0-0		1-1-0		2-1-0								
6-8-0		0-2-0		0-2-0		NEUTRAL		1-1-0		0-0-0		5-3-0								
6-12-0		0-0-0		0-0-0		CONFERENCE		1-11-0		5-1-0		0-0-0								
5-4-0		0-0-0		0-0-0		HOME		0-3-0		5-1-0		0-0-0								
1-8-0		0-0-0		0-0-0		AWAY		1-8-0		0-0-0		0-0-0								
0-0-0		0-0-0		0-0-0		NEUTRAL		0-0-0		0-0-0		0-0-0								
RPI	S	Opponent		Score		RPI	S	Opponent		Score		RPI	S	Opponent		Score				
12	N	Tennessee		2	12	34	N	Colorado St.		0	4	54	A	North Texas		0	3			
19	N	Auburn		1	7	39	N	North Dakota St.		2	6	54	A	North Texas		3	4			
												54	A	North Texas		1	9			
												57	N	Fresno St.		1	10			
												58	H	Baylor		1	4			
												63	A	Texas St.		3	2			
												63	H	Texas St.		6	8			
												65	H	Louisiana Tech		1	13			
												65	H	Louisiana Tech		2	11			
												65	H	Louisiana Tech		7	13			
												73	A	Marshall		4	2			
												73	A	Marshall		0	5			
												73	A	Marshall		0	7			
												74	N	Missouri St.		2	1			
												80	H	BYU		0	6			
												80	H	BYU		4	1			
												96	A	Southern Miss.		2	8			
												96	A	Southern Miss.		0	3			
												96	A	Southern Miss.		1	4			
LAST 10 GAMES																				
						54	A	North Texas		3	4	142	H	UAB		7	0			
						54	A	North Texas		0	3	261	N	Rhode Island		10	3			
						80	H	BYU		4	1	34	N	Colorado St.		0	4			
						80	H	BYU		0	6	229	N	Abilene Christian		5	6			
						142	H	UAB		7	5	113	H	Middle Tenn.		6	5			

Non-Div. I Games:

UTSA

[illegible]

Non-Div. I Games:

Col. of Charleston

RPI	S	Opponent	Score	
260	N	Wagner	6	3
261	H	Rhode Island	4	0
290	A	Savannah St.	3	6
290	A	Savannah St.	5	2

Col. of Charleston

C
o
l
.
o
f
C
h
a
r
l
e
s
t
o
n

C
o
l
.
o
f
C
h
a
r
l
e
s
t
o
n

Average RPI Win:		175	WON-LOST RECORD		WINNING PCT. RANK		LAST 10 GAMES		STRENGTH OF SCHEDULE		OPP. STRENGTH OF SCHEDULE		TEAM RPI		ADJ RPI		CONF. RPI		ADJ CONF. RPI				
Average RPI Loss:		82	16-27-0		.37209 217		2-8-0		78		108		157		.48947 159		6		6				
DIV. I ONLY			12-16-0		.42857 179		1-1-0		128		170		163		.48412 163		6		6				
DIV. I NON-CONF.																							
TOTALS		RPI 1-25		RPI 26-50		W-L RECORDS		RPI 51-100		RPI 101-150		RPI 150+											
16-27-0		0-4-0		0-7-0		OVERALL		2-5-0		4-10-0		10-1-0											
3-7-0		0-3-0		0-0-0		HOME		0-0-0		2-4-0		1-0-0											
6-13-0		0-0-0		0-7-0		AWAY		2-3-0		0-3-0		4-0-0											
7-7-0		0-1-0		0-0-0		NEUTRAL		0-2-0		2-3-0		5-1-0											
12-16-0		0-1-0		0-1-0		NON-CONFERENCE		0-4-0		2-9-0		10-1-0											
1-3-0		0-0-0		0-0-0		HOME		0-0-0		0-3-0		1-0-0											
4-6-0		0-0-0		0-0-		AWAY		0-2-0		0-3-0		4-0-0											
7-7-0		0-1-0		0-0-0		NEUTRAL		0-2-0		2-3-0		5-1-0											
4-11-0		0-3-0		0-6-0		CONFERENCE		2-1-0		2-1-0		0-0-0											
2-4-0		0-3-0		0-0-0		HOME		0-0-0		2-1-0		0-0-0											
2-7-0		0-0-0		0-6-0		AWAY		2-1-0		0-0-0		0-0-0											
0-0-0		0-0-0		0-0-0		NEUTRAL		0-0-0		0-0-0		0-0-0											
RPI	S	Opponent		Score		RPI	S	Opponent		Score		RPI	S	Opponent		Score		RPI	S	Opponent		Score	
2	N	UCLA		0	4	40	A	Houston		1	3	61	N	FGCU		0	1	109	H	UMass Lowell		7	8
25	H	South Fla.		0	1	40	A	Houston		0	9	61	N	FGCU		0	7	112	N	Boston U.		3	7
25	H	South Fla.		3	5	40	A	Houston		1	2	66	A	USC Upstate		2	4	112	N	Boston U.		3	9
25	H	South Fla.		0	4	48	A	Cal St. Fullerton		3	11	66	A	USC Upstate		2	3	116	N	FIU		0	7
						50	A	UCF		1	2	77	A	Wichita St.		4	0	118	H	Boston College		4	5
						50	A	UCF		0	2	77	A	Wichita St.		4	2	123	A	Fla. Atlantic		2	3
						50	A	UCF		1	2	77	A	Wichita St.		6	8	123	A	Fla. Atlantic		2	3
																		124	H	Memphis		1	3
																		124	H	Memphis		11	3
																		124	H	Memphis		6	5
																		129	A	CSUN		3	6
																		136	N	South Dakota		8	0
																		136	N	South Dakota		7	0
																		144	H	Massachusetts		3	13
																		161	N	New Mexico		2	1
																		167	N	Fordham		3	1
																		168	N	Michigan St.		3	2
																		173	A	Mercer		6	1
																		227	A	Bethune-Cookman		8	0
																		240	N	Bryant		3	0
																		240	N	Bryant		11	0
																		244	A	Hartford		11	0
																		244	A	Hartford		17	1
																		259	H	Central Conn. St.		6	0
																		271	N	Cleveland St.		0	1

[illegible]

Non-Div. I Games:

Ga. Southern

Average RPI Win:		161	WON-LOST	WINNING	LAST 10	STRENGTH OF		OPP. STRENGTH	TEAM	ADJ	CONF.	ADJ CONF.
Average RPI Loss:		77	RECORD	PCT. RANK	GAMES	SCHEDULE		OF SCHEDULE	RPI	RPI	RPI	RPI
DIV. I ONLY		12-31-0		.27907	255	2-8-0		41	86	166	.48808	161
DIV. I NON-CONF.		9-19-0		.32143	231	0-3-0		33	99	143	.49838	142
TOTALS		RPI 1-25		RPI 26-50		W-L RECORDS		RPI 51-100		RPI 101-150		RPI 150+
12-31-0		0-5-0		2-8-0		OVERALL		0-7-0		3-7-0		7-4-0
3-9-0		0-0-0		1-5-0		HOME		0-0-0		0-3-0		2-1-0
3-12-0		0-1-0		0-1-0		AWAY		0-4-0		2-4-0		1-2-0
6-10-0		0-4-0		1-2-0		NEUTRAL		0-3-0		1-0-0		4-1-0
9-19-0		0-5-0		1-3-0		NON-CONFERENCE		0-7-0		2-2-0		6-2-0
2-1-0		0-0-0		0-0-0		HOME		0-0-0		0-0-0		2-1-0
1-8-0		0-1-0		0-0-		AWAY		0-4-0		1-2-0		0-0-0
6-10-0		0-4-0		1-2-0		NEUTRAL		0-3-0		1-0-0		4-1-0
3-12-0		0-0-0		1-5-0		CONFERENCE		0-0-0		1-5-0		1-2-0
1-8-0		0-0-0		1-5-0		HOME		0-0-0		0-3-0		0-0-0
2-4-0		0-0-0		0-0-0		AWAY		0-0-0		1-2-0		1-2-0
0-0-0		0-0-0		0-0-0		NEUTRAL		0-0-0		0-0-0		0-0-0
RPI S	Opponent	Score	RPI S	Opponent	Score	RPI S	Opponent	Score	RPI S	Opponent	Score	
3 A	Arizona	1 15	34 H	Colorado St.	7 9	68 A	Loyola Marymount	2 6	101 A	San Diego St.	3 1	
8 N	Alabama	0 1	34 H	Colorado St.	3 16	68 N	Loyola Marymount	2 4	101 A	San Diego St.	8 9	
9 N	Florida	0 1	34 H	Colorado St.	1 9	75 N	DePaul	2 4	101 A	San Diego St.	3 4	
12 N	Tennessee	1 15	38 H	Boise St.	10 22	75 N	DePaul	5 9	120 H	Nevada	1 7	
25 N	South Fla.	1 2	38 H	Boise St.	7 4	90 A	New Mexico St.	3 11	120 H	Nevada	1 21	
			38 H	Boise St.	5 17	90 A	New Mexico St.	8 9	120 H	Nevada	6 11	
			42 N	Oregon St.	3 5	90 A	New Mexico St.	0 8	121 A	Hawaii	2 3	
			42 N	Oregon St.	6 5				121 A	Hawaii	1 2	
			48 A	Cal St. Fullerton	1 19				121 A	Hawaii	3 2	
			48 N	Cal St. Fullerton	2 6				141 N	UIC	13 5	
									159 N	UConn	1 2	
									162 A	Utah St.	6 3	
									162 A	Utah St.	6 7	
									162 A	Utah St.	0 8	
									166 H	UTEP	1 7	
									166 N	UTEP	15 6	
									186 N	Creighton	8 0	
									217 N	Western Caro.	10 0	
									246 H	North Dakota	7 3	
									246 H	North Dakota	7 6	
									268 N	Canisius	10 0	
LAST 10 GAMES												
			38 H	Boise St.	10 22	90 A	New Mexico St.	3 11				
			68 N	Loyola Marymount	2 4	38 H	Boise St.	5 17				
			75 N	DePaul	2 4	38 H	Boise St.	7 4				
			121 A	Hawaii	3 2	166 H	UTEP	1 7				
			246 H	North Dakota	7 3	162 A	Utah St.	0 8				

Non-Div. I Games:

New Mexico

Average RPI Win: 161		WON-LOST	WINNING	LAST 10	STRENGTH OF	OPP. STRENGTH	TEAM	ADJ	CONF.	ADJ CONF.													
Average RPI Loss: 79		RECORD	PCT. RANK	GAMES	SCHEDULE	OF SCHEDULE	RPI	RPI	RPI	RPI													
DIV. I ONLY		13-25-0	.34211	231	2-8-0	79	66	163	.48771	162	7	7											
DIV. I NON-CONF.		9-12-0	.42857	179	0-1-0	191	56	176	.47869	173	7	7											
<hr/>																							
TOTALS		RPI 1-25		RPI 26-50		W-L RECORDS		RPI 51-100		RPI 101-150		RPI 150+											
13-25-0		0-2-0		1-10-0		OVERALL		1-5-0		3-3-0		8-5-0											
3-5-0		0-0-0		1-1-0		HOME		0-3-0		0-0-0		2-1-0											
4-12-0		0-0-0		0-8-0		AWAY		0-0-0		2-2-0		2-2-0											
6-8-0		0-2-0		0-1-0		NEUTRAL		1-2-0		1-1-0		4-2-0											
9-12-0		0-2-0		0-3-0		NON-CONFERENCE		1-2-0		2-1-0		6-4-0											
0-0-0		0-0-0		0-0-0		HOME		0-0-0		0-0-0		0-0-0											
3-4-0		0-0-0		0-0-		AWAY		0-0-0		1-0-0		2-2-0											
6-8-0		0-2-0		0-1-0		NEUTRAL		1-2-0		1-1-0		4-2-0											
4-13-0		0-0-0		1-7-0		CONFERENCE		0-3-0		1-2-0		2-1-0											
3-5-0		0-0-0		1-1-0		HOME		0-3-0		0-0-0		2-1-0											
1-8-0		0-0-0		0-6-0		AWAY		0-0-0		1-2-0		0-0-0											
0-0-0		0-0-0		0-0-0		NEUTRAL		0-0-0		0-0-0		0-0-0											
RPI	S	Opponent		Score		RPI	S	Opponent		Score		RPI	S	Opponent		Score							
9	N	Florida		1	13	29	N	Louisville		5	7	51	N	Iowa St.		0	9	117	N	Ball St.		2	5
10	N	Northwestern		0	12	32	A	Arizona St.		2	10	51	N	Iowa St.		10	1	120	A	Nevada		4	6
						34	A	Colorado St.		4	8	57	H	Fresno St.		5	7	120	A	Nevada		2	11
						34	A	Colorado St.		3	6	57	H	Fresno St.		6	11	120	A	Nevada		5	4
						34	A	Colorado St.		10	11	57	H	Fresno St.		2	5	127	A	Weber St.		9	0
						38	A	Boise St.		6	10	68	N	Loyola Marymount		2	3	135	N	Illinois St.		13	8
						38	A	Boise St.		2	10							161	H	New Mexico		7	6
						38	A	Boise St.		8	12							161	H	New Mexico		8	0
						43	H	UNLV		0	12							161	H	New Mexico		3	6
						43	H	UNLV		4	3							165	N	Central Mich.		3	11
						48	A	Cal St. Fullerton		2	3							175	A	Cal Poly		6	8
																		175	A	Cal Poly		4	0
																		193	N	San Diego		12	1
																		196	A	Idaho St.		6	9
																		211	N	Montana		11	1
																		220	N	Pacific		5	1
																		236	N	CSU Bakersfield		14	0
																		237	N	Northern Colo.		5	9
																		254	A	Santa Clara		6	1
<hr/>																							
LAST 10 GAMES																							
						43	H	UNLV		0	12	38	A	Boise St.		8	12						
						43	H	UNLV		4	3	38	A	Boise St.		2	10						
						57	H	Fresno St.		5	7	38	A	Boise St.		6	10						
						57	H	Fresno St.		2	5	161	H	New Mexico		8	0						
						57	H	Fresno St.		6	11	161	H	New Mexico		3	6						

Non-Div. I Games:

Utah St.

[illegible]

Non-Div. I Games:

Lamar University

RPI	S	Opponent	Score	
261	H	Rhode Island	2	1
267	N	Omaha	7	5

Average RPI Win:		175	WON-LOST RECORD		WINNING PCT. RANK		LAST 10 GAMES		STRENGTH OF SCHEDULE		OPP. STRENGTH OF SCHEDULE		TEAM RPI		ADJ RPI		CONF. RPI		ADJ CONF. RPI	
DIV. I ONLY			25-24-0		.5102 141		4-6-0		195		118		161		.48759 164		10		11	
DIV. I NON-CONF.			15-16-0		.48387 144		0-2-0		240		160		195		.4672 192		11		12	
TOTALS		RPI 1-25		RPI 26-50		W-L RECORDS		RPI 51-100		RPI 101-150		RPI 150+								
25-24-0		0-1-0		0-2-0		OVERALL		6-10-0		3-4-0		16-7-0								
16-13-0		0-0-0		0-0-0		HOME		3-6-0		2-4-0		11-3-0								
6-8-0		0-1-0		0-2-0		AWAY		3-4-0		0-0-0		3-1-0								
3-3-0		0-0-0		0-0-0		NEUTRAL		0-0-0		1-0-0		2-3-0								
15-16-0		0-1-0		0-2-0		NON-CONFERENCE		2-5-0		2-2-0		11-6-0								
10-7-0		0-0-0		0-0-0		HOME		1-2-0		1-2-0		8-3-0								
2-6-0		0-1-0		0-0-		AWAY		1-3-0		0-0-0		1-0-0								
3-3-0		0-0-0		0-0-0		NEUTRAL		0-0-0		1-0-0		2-3-0								
10-8-0		0-0-0		0-0-0		CONFERENCE		4-5-0		1-2-0		5-1-0								
6-6-0		0-0-0		0-0-0		HOME		2-4-0		1-2-0		3-0-0								
4-2-0		0-0-0		0-0-0		AWAY		2-1-0		0-0-0		2-1-0								
0-0-0		0-0-0		0-0-0		NEUTRAL		0-0-0		0-0-0		0-0-0								
RPI	S	Opponent		Score		RPI	S	Opponent		Score		RPI	S	Opponent		Score				
19	A	Auburn		2	4	40	A	Houston		0	8	55	H	Western Ky.		2	1			
						40	A	Houston		1	2	56	H	Liberty		3	2			
												56	H	Liberty		5	4			
												56	H	Liberty		3	11			
												61	H	FGCU		2	5			
												61	H	FGCU		3	4			
												61	H	FGCU		2	5			
												86	A	Georgia Tech		3	6			
												86	H	Georgia Tech		0	7			
												94	A	Jacksonville St.		6	7			
												94	A	Jacksonville St.		0	2			
												98	A	Chattanooga		7	0			
												98	H	Chattanooga		4	15			
												100	A	North Florida		0	2			
												100	A	North Florida		3	1			
												100	A	North Florida		3	1			
					</															

Non-Div. I Games:

Kennesaw St.

Average RPI Win:	166	WON-LOST RECORD	WINNING PCT. RANK	LAST 10 GAMES	STRENGTH OF SCHEDULE	OPP. STRENGTH OF SCHEDULE	TEAM RPI	ADJ RPI	CONF. RPI	ADJ CONF. RPI
DIV. I ONLY		18-23-1	.44048 186	5-5-0	140	144	164	.48735 165	18	18
DIV. I NON-CONF.		10-17-0	.37037 215	1-2-0	127	121	185	.47492 183	18	18
TOTALS	RPI 1-25	RPI 26-50	W-L RECORDS	RPI 51-100	RPI 101-150	RPI 150+				
18-23-1	0-3-0	0-3-0	OVERALL	3-3-0	5-7-0	10-7-1				
6-6-0	0-1-0	0-0-0	HOME	0-0-0	4-2-0	2-3-0				
3-6-1	0-1-0	0-1-0	AWAY	2-1-0	0-0-0	1-3-1				
9-11-0	0-1-0	0-2-0	NEUTRAL	1-2-0	1-5-0	7-1-0				
10-17-0	0-3-0	0-3-0	NON-CONFERENCE	1-2-0	1-5-0	8-4-0				
1-3-0	0-1-0	0-0-0	HOME	0-0-0	0-0-0	1-2-0				
0-3-0	0-1-0	0-0-	AWAY	0-0-0	0-0-0	0-1-0				
9-11-0	0-1-0	0-2-0	NEUTRAL	1-2-0	1-5-0	7-1-0				
8-6-1	0-0-0	0-0-0	CONFERENCE	2-1-0	4-2-0	2-3-1				
5-3-0	0-0-0	0-0-0	HOME	0-0-0	4-2-0	1-1-0				
3-3-1	0-0-0	0-0-0	AWAY	2-1-0	0-0-0	1-2-1				
0-0-0	0-0-0	0-0-0	NEUTRAL	0-0-0	0-0-0	0-0-0				
RPI S Opponent Score	RPI S Opponent Score	RPI S Opponent Score	RPI S Opponent Score	RPI S Opponent Score	RPI S Opponent Score	RPI S Opponent Score				
9 N Florida 0 8	28 N Virginia Tech 0 6	77 N Wichita St. 2 6	103 N South Dakota St. 1 6							
13 H Michigan 0 8	32 A Arizona St. 2 8	84 A Miami (OH) 4 1	108 H Ohio 6 3							
25 A South Fla. 0 5	36 N Wisconsin 0 2	84 A Miami (OH) 3 7	108 H Ohio 7 4							
		84 A Miami (OH) 4 3	108 H Ohio 7 3							
		87 N Purdue 3 11	111 H Northern Ill. 7 6							
		91 N St. John's (NY) 3 2	111 H Northern Ill. 6 13							
			111 H Northern Ill. 0 9							
			118 N Boston College 4 8							
			125 N Providence 0 5							
			135 N Illinois St. 4 3							
			146 N Penn St. 1 3							
			146 N Penn St. 2 7							
			158 A Col. of Charleston 1 3							
			162 N Utah St. 11 3							
			168 H Michigan St. 4 16							
			174 A Western Mich. 0 4							
			174 H Western Mich. 11 3							
			174 H Western Mich. 5 12							
			193 N San Diego 10 8							
			195 N Pittsburgh 11 6							
			202 N Army West Point 2 1							
			208 H Detroit Mercy 4 3							
			208 H Detroit Mercy 1 3							
			210 N Penn 0 1							
			235 N Siena 9 1							
			263 A Buffalo 3 3							
			263 A Buffalo 5 6							
LAST 10 GAMES										
174 A Western Mich. 0 4	208 H Detroit Mercy 1 3									
87 N Purdue 3 11	174 H Western Mich. 11 3									
263 A Buffalo 3 2	108 H Ohio 7 4									
84 A Miami (OH) 3 7	111 H Northern Ill. 6 13									
111 H Northern Ill. 0 9	111 H Northern Ill. 7 6									

Non-Div. I Games:

Central Mich.

RPI	S	Opponent	Score	
263	A	Buffalo	3	2
266	N	Presbyterian	3	2
269	N	Holy Cross	5	0

Central Mich.

C
e
n
t
r
a
l
M
i
c
h
.

C
e
n
t
r
a
l
M
i
c
h
.

UTEP		Average RPI Win:	144	WON-LOST RECORD	WINNING PCT. RANK	LAST 10 GAMES	STRENGTH OF SCHEDULE	OPP. STRENGTH OF SCHEDULE	TEAM RPI	ADJ RPI	CONF. RPI	ADJ CONF. RPI
DIV. I ONLY		Average RPI Loss:	90	14-29-0	.32558 239	4-6-0	56	105	165	.48672 166	9	9
DIV. I NON-CONF.				7-18-0	.28 243	1-2-0	27	133	161	.4877 159	9	10
TOTALS		RPI 1-25		RPI 26-50		W-L RECORDS		RPI 51-100		RPI 101-150		RPI 150+
14-29-0		0-4-0		0-1-0		OVERALL		2-15-0		7-4-0		5-5-0
7-4-0		0-0-0		0-0-0		HOME		2-3-0		3-0-0		2-1-0
3-17-0		0-4-0		0-1-0		AWAY		0-9-0		2-3-0		1-0-0
4-8-0		0-0-0		0-0-0		NEUTRAL		0-3-0		2-1-0		2-4-0
7-18-0		0-4-0		0-1-0		NON-CONFERENCE		1-7-0		3-2-0		3-4-0
1-1-0		0-0-0		0-0-0		HOME		1-1-0		0-0-0		0-0-0
2-9-0		0-4-0		0-0-0		AWAY		0-3-0		1-1-0		1-0-0
4-8-0		0-0-0		0-0-0		NEUTRAL		0-3-0		2-1-0		2-4-0
7-11-0		0-0-0		0-0-0		CONFERENCE		1-8-0		4-2-0		2-1-0
6-3-0		0-0-0		0-0-0		HOME		1-2-0		3-0-0		2-1-0
1-8-0		0-0-0		0-0-0		AWAY		0-6-0		1-2-0		0-0-0
0-0-0		0-0-0		0-0-0		NEUTRAL		0-0-0		0-0-0		0-0-0
RPI S	Opponent	Score	RPI S	Opponent	Score	RPI S	Opponent	Score	RPI S	Opponent	Score	
3 A	Arizona	1 17	43 A	UNLV	2 5	54 A	North Texas	1 5	121 N	Hawaii	2 12	
3 A	Arizona	1 5				54 A	North Texas	1 3	123 H	Fla. Atlantic	8 0	
21 A	Texas Tech	8 16				54 A	North Texas	2 10	123 H	Fla. Atlantic	6 4	
21 A	Texas Tech	0 10				62 N	Seattle U	5 6	123 H	Fla. Atlantic	9 5	
						65 A	Louisiana Tech	3 4	127 N	Weber St.	17 5	
						65 A	Louisiana Tech	2 3	133 N	Sacramento St.	6 5	
						65 A	Louisiana Tech	1 9	134 A	UC Riverside	0 4	
						69 A	UC Davis	1 2	134 A	UC Riverside	8 7	
						69 A	UC Davis	1 4	142 A	UAB	7 3	
						69 N	UC Davis	2 15	142 A	UAB	1 4	
						80 N	BYU	4 19	142 A	UAB	1 5	
						90 A	New Mexico St.	3 12	161 A	New Mexico	7 1	
						90 H	New Mexico St.	4 12	161 N	New Mexico	6 15	
						90 H	New Mexico St.	11 3	172 H	Charlotte	11 2	
						96 H	Southern Miss.	3 11	172 H	Charlotte	4 0	
						96 H	Southern Miss.	7 6	172 H	Charlotte	6 11	
						96 H	Southern Miss.	2 13	186 N	Creighton	5 13	
									186 N	Creighton	13 4	
									191 N	California Baptist	0 4	
									196 N	Idaho St.	1 3	
									239 N	Saint Mary's (CA)	7 2	
LAST 10 GAMES												
65 A	Louisiana Tech	2 3	90 H	New Mexico St.	11 3							
65 A	Louisiana Tech	1 9	142 A	UAB	7 3							
69 A	UC Davis	1 2	3 A	Arizona	1 5							
21 A	Texas Tech	8 16	96 H	Southern Miss.	7 6							
172 H	Charlotte	4 0	123 H	Fla. Atlantic	8 0							

Non-Div. I Games:

UTEP

Average RPI Win: 206		WON-LOST	WINNING	LAST 10	STRENGTH OF		OPP. STRENGTH	TEAM	ADJ	CONF.	ADJ CONF.			
Average RPI Loss: 115		RECORD	PCT. RANK	GAMES	SCHEDULE		OF SCHEDULE	RPI	RPI	RPI	RPI			
DIV. I ONLY		22-20-0	.52381	131	10-0-0		205	175	167	.48563	167			
DIV. I NON-CONF.		8-17-0	.32	233	1-0-0		241	92	240	.43216	232			
TOTALS		RPI 1-25	RPI 26-50		W-L RECORDS		RPI 51-100		RPI 101-150		RPI 150+			
22-20-0	0-1-0	0-1-0		OVERALL		0-8-0		2-4-0		20-6-0				
9-2-0	0-0-0	0-0-0		HOME		0-1-0		1-0-0		8-1-0				
7-9-0	0-1-0	0-0-0		AWAY		0-3-0		0-1-0		7-4-0				
6-9-0	0-0-0	0-1-0		NEUTRAL		0-4-0		1-3-0		5-1-0				
8-17-0	0-1-0	0-1-0		NON-CONFERENCE		0-8-0		2-4-0		6-3-0				
1-1-0	0-0-0	0-0-0		HOME		0-1-0		1-0-0		0-0-0				
1-7-0	0-1-0	0-0-		AWAY		0-3-0		0-1-0		1-2-0				
6-9-0	0-0-0	0-1-0		NEUTRAL		0-4-0		1-3-0		5-1-0				
14-3-0	0-0-0	0-0-0		CONFERENCE		0-0-0		0-0-0		14-3-0				
8-1-0	0-0-0	0-0-0		HOME		0-0-0		0-0-0		8-1-0				
6-2-0	0-0-0	0-0-0		AWAY		0-0-0		0-0-0		6-2-0				
0-0-0	0-0-0	0-0-0		NEUTRAL		0-0-0		0-0-0		0-0-0				
RPI	S	Opponent	Score		RPI	S	Opponent	Score		RPI	S	Opponent	Score	
20	A	Louisiana	0	4	35	N	Notre Dame	3	6	62	N	Seattle U	3	11
										70	N	California	0	9
										80	N	BYU	3	11
										83	A	Rutgers	2	10
										86	A	Georgia Tech	3	4
										86	A	Georgia Tech	0	1
										92	H	Iowa	3	5
										92	N	Iowa	0	5
										117	N	Ball St.	3	11
										117	N	Ball St.	4	3
										121	N	Hawaii	12	16
										128	A	Stony Brook	1	4
										139	H	Hofstra	16	2
										142	N	UAB	2	3
										152	A	George Washington	9	4
										152	A	George Washington	4	2
										152	A	George Washington	3	6
										155	H	Saint Joseph's	18	2
										155	H	Saint Joseph's	3	1
										155	H	Saint Joseph's	2	1
										159	N	UConn	1	3
										173	A	Mercer	7	14
										197	H	Dayton	5	1
										197	H	Dayton	6	13
										197	H	Dayton	7	0
										199	A	Georgia St.	5	4
										199	A	Georgia St.	4	5
										205	A	George Mason	5	4
										205	A	George Mason	5	6
										205	A	George Mason	3	1
										215	H	Saint Louis	11	3
										215	H	Saint Louis	10	8
										215	H	Saint Louis	4	3
										230	N	A&M-Corpus Christi	10	2
										234	N	Utah Valley	5	3
LAST 10 GAMES														
										197	H	Dayton	6	13
										205	A	George Mason	5	4
										287	A	St. Bonaventure	6	3
										152	A	George Washington	3	6
										215	H	Saint Louis	11	3

Non-Div. I Games:

Fordham

RPI	S	Opponent	Score	
273	N	Incarnate Word	10	2
273	N	Incarnate Word	7	1
279	N	Morgan St.	8	6
287	A	St. Bonaventure	11	1
287	A	St. Bonaventure	6	3

Fordham

F
o
r
d
h
a
m

F
o
r
d
h
a
m

M
i
c
h
i
g
a
n
s
t
.

Michigan St.

L
e
h
i
g
h

Lehigh

RPI	S	Opponent	Score	
264	A	Lafayette	4	1
282	N	N.C. A&T	10	0
289	A	Rider	9	0
289	A	Rider	2	1

Lehigh

L
e
h
i
g
h

L
e
h
i
g
h

T o l e d o

T
o
l
e
d
e

Toledo

Average RPI Win:	207	WON-LOST RECORD	WINNING PCT. RANK	LAST 10 GAMES	STRENGTH OF SCHEDULE	OPP. STRENGTH OF SCHEDULE	TEAM RPI	ADJ RPI	CONF. RPI	ADJ CONF. RPI		
DIV. I ONLY		18-16-0	.52941	126	7-3-0	199	228	170	.48182	171	28	29
DIV. I NON-CONF.		7-12-0	.36842	220	1-1-0	157	162	200	.46368	199	29	28
<hr/>												
TOTALS	RPI 1-25	RPI 26-50		W-L RECORDS		RPI 51-100		RPI 101-150		RPI 150+		
18-16-0	0-0-0	1-1-0		OVERALL		0-4-0		1-2-0		16-9-0		
7-1-0	0-0-0	0-0-0		HOME		0-0-0		1-0-0		6-1-0		
8-8-0	0-0-0	1-0-0		AWAY		0-1-0		0-1-0		7-6-0		
3-7-0	0-0-0	0-1-0		NEUTRAL		0-3-0		0-1-0		3-2-0		
7-12-0	0-0-0	1-1-0		NON-CONFERENCE		0-4-0		1-2-0		5-5-0		
2-0-0	0-0-0	0-0-0		HOME		0-0-0		1-0-0		1-0-0		
2-5-0	0-0-0	1-0-		AWAY		0-1-0		0-1-0		1-3-0		
3-7-0	0-0-0	0-1-0		NEUTRAL		0-3-0		0-1-0		3-2-0		
11-4-0	0-0-0	0-0-0		CONFERENCE		0-0-0		0-0-0		11-4-0		
5-1-0	0-0-0	0-0-0		HOME		0-0-0		0-0-0		5-1-0		
6-3-0	0-0-0	0-0-0		AWAY		0-0-0		0-0-0		6-3-0		
0-0-0	0-0-0	0-0-0		NEUTRAL		0-0-0		0-0-0		0-0-0		
RPI	S	Opponent	Score	RPI	S	Opponent	Score	RPI	S	Opponent	Score	
38	N	Boise St.	0 6	51	N	Iowa St.	5 7	112	H	Boston U.	4 2	
48	A	Cal St. Fullerton	4 3	68	A	Loyola Marymount	2 3	114	N	LIU Brooklyn	0 2	
				75	N	DePaul	0 5	125	A	Providence	5 7	
				81	N	Long Beach St.	0 8	154	H	Bucknell	9 8	
								155	N	Saint Joseph's	6 5	
								158	N	Col. of Charleston	8 9	
								185	N	Delaware	3 2	
								185	N	Delaware	1 6	
								190	A	Jacksonville	3 2	
								190	A	Jacksonville	0 8	
								198	H	Columbia	14 1	
								198	H	Columbia	9 10	
								198	H	Columbia	9 1	
								210	A	Penn	2 12	
								210	A	Penn	2 3	
								210	A	Penn	8 7	
								213	A	Princeton	8 7	
								213	A	Princeton	4 3	
								213	A	Princeton	4 7	
								233	A	Georgetown	0 3	
								242	A	Dartmouth	4 3	
								242	A	Dartmouth	2 1	
								242	A	Dartmouth	9 7	
								269	A	Holy Cross	4 6	
								278	H	Brown	2 0	
								278	H	Brown	7 5	
								278	H	Brown	6 2	
LAST 10 GAMES				LAST 10 GAMES				LAST 10 GAMES				
213	A	Princeton	4 3	198	H	Columbia	9 10	242	A	Dartmouth	9 7	
278	H	Brown	7 5	278	H	Brown	6 2	269	A	Holy Cross	4 6	
210	A	Penn	8 7	210	A	Penn	2 3	278	H	Brown	2 0	
291	N	Howard	10 2	213	A	Princeton	4 7	278	H	Brown	7 5	
185	N	Delaware	3 2	242	A	Dartmouth	9 7	278	H	Brown	6 2	

Non-Div. I Games:

Harvard

RPI	S	Opponent	Score	
291	N	Howard	10	2

Harvard

H
a
r
v
a
r
d

H
a
r
v
a
r
d

Average RPI Win:		152	WON-LOST RECORD		WINNING PCT. RANK		LAST 10 GAMES		STRENGTH OF SCHEDULE		OPP. STRENGTH OF SCHEDULE		TEAM RPI		ADJ RPI		CONF. RPI		ADJ CONF. RPI		
DIV. I ONLY			14-30-0		.31818	242	3-7-0		71		110		173		.4813		172	9		9	
DIV. I NON-CONF.			9-18-0		.33333	226	1-4-0		105		96		189		.47293		188	9		10	
TOTALS		RPI 1-25		RPI 26-50		W-L RECORDS		RPI 51-100		RPI 101-150		RPI 150+									
14-30-0		0-3-0		0-3-0		OVERALL		3-11-0		5-7-0		6-6-0									
11-13-0		0-1-0		0-2-0		HOME		2-3-0		4-5-0		5-2-0									
2-14-0		0-1-0		0-1-0		AWAY		1-8-0		0-0-0		1-4-0									
1-3-0		0-1-0		0-0-0		NEUTRAL		0-0-0		1-2-0		0-0-0									
9-18-0		0-3-0		0-3-0		NON-CONFERENCE		2-3-0		2-5-0		5-4-0									
7-9-0		0-1-0		0-2-0		HOME		1-1-0		1-3-0		5-2-0									
1-6-0		0-1-0		0-0-		AWAY		1-2-0		0-0-0		0-2-0									
1-3-0		0-1-0		0-0-0		NEUTRAL		0-0-0		1-2-0		0-0-0									
5-12-0		0-0-0		0-0-0		CONFERENCE		1-8-0		3-2-0		1-2-0									
4-4-0		0-0-0		0-0-0		HOME		1-2-0		3-2-0		0-0-0									
1-8-0		0-0-0		0-0-0		AWAY		0-6-0		0-0-0		1-2-0									
0-0-0		0-0-0		0-0-0		NEUTRAL		0-0-0		0-0-0		0-0-0									
RPI	S	Opponent		Score		RPI	S	Opponent		Score		RPI	S	Opponent		Score					
1	N	Oklahoma		0	13	27	A	North Carolina		0	9	55	A	Western Ky.		0	3				
18	A	South Carolina		0	7	28	H	Virginia Tech		0	8	55	A	Western Ky.		0	5				
18	H	South Carolina		1	9	28	H	Virginia Tech		1	9	55	A	Western Ky.		2	11				
												64	A	Grand Canyon		6	5				
												64	A	Grand Canyon		3	4				
												65	A	Louisiana Tech		5	10				
												65	A	Louisiana Tech		3	10				
												65	A	Louisiana Tech		2	5				
												73	H	Marshall		11	6				
												73	H	Marshall		5	7				
												73	H	Marshall		0	13				
												78	H	Elon		7	2				
												79	H	NC State		2	12				
												85	A	Duke		1	3				
														</							

Non-Div. I Games:

Charlotte

Average RPI Win:		208	WON-LOST RECORD		WINNING PCT. RANK		LAST 10 GAMES		STRENGTH OF SCHEDULE		OPP. STRENGTH OF SCHEDULE		TEAM RPI		ADJ RPI		CONF. RPI		ADJ CONF. RPI				
DIV. I ONLY			21-24-0		.46667 164		7-3-0		168		178		172		.48021 173		14		14				
DIV. I NON-CONF.			14-20-0		.41176 192		1-0-0		199		159		201		.46245 200		14		15				
TOTALS		RPI 1-25		RPI 26-50		W-L RECORDS		RPI 51-100		RPI 101-150		RPI 150+											
21-24-0		0-4-0		0-2-0		OVERALL		2-7-0		1-4-0		18-7-0											
11-10-0		0-0-0		0-1-0		HOME		2-4-0		0-2-0		9-3-0											
5-6-0		0-3-0		0-0-0		AWAY		0-1-0		1-2-0		4-0-0											
5-8-0		0-1-0		0-1-0		NEUTRAL		0-2-0		0-0-0		5-4-0											
14-20-0		0-4-0		0-2-0		NON-CONFERENCE		1-5-0		0-3-0		13-6-0											
8-7-0		0-0-0		0-1-0		HOME		1-2-0		0-2-0		7-2-0											
1-5-0		0-3-0		0-0-		AWAY		0-1-0		0-1-0		1-0-0											
5-8-0		0-1-0		0-1-0		NEUTRAL		0-2-0		0-0-0		5-4-0											
7-4-0		0-0-0		0-0-0		CONFERENCE		1-2-0		1-1-0		5-1-0											
3-3-0		0-0-0		0-0-0		HOME		1-2-0		0-0-0		2-1-0											
4-1-0		0-0-0		0-0-0		AWAY		0-0-0		1-1-0		3-0-0											
0-0-0		0-0-0		0-0-0		NEUTRAL		0-0-0		0-0-0		0-0-0											
RPI	S	Opponent		Score		RPI	S	Opponent		Score		RPI	S	Opponent		Score		RPI	S	Opponent		Score	
9	A	Florida		2	10	29	N	Louisville		0	14	52	N	Lipscomb		1	9	117	H	Ball St.		5	6
9	A	Florida		3	9	44	H	Indiana		7	8	52	N	Lipscomb		5	6	132	A	Samford		4	7
19	A	Auburn		2	10							83	H	Rutgers		4	8	132	A	Samford		5	4
22	N	Tulsa		2	3							83	H	Rutgers		2	1	137	H	Loyola Chicago		0	9
												86	A	Georgia Tech		1	4	149	A	South Alabama		8	12
												94	H	Jacksonville St.		0	15	156	N	Radford		3	8
												98	H	Chattanooga		2	4	159	H	UConn		1	6
												98	H	Chattanooga		2	1	160	H	Ga. Southern		5	4
												98	H	Chattanooga		2	4	167	H	Fordham		14	7
																		168	N	Michigan St.		5	6
																		168	N	Michigan St.		5	6
																		184	A	Gardner-Webb		5	4
																		187	H	Florida A&M		5	4
																		194	A	ETSU		5	4
																		194	A	ETSU		3	1
																		194	A	ETSU		5	2
																		199	N	Georgia St.		6	0
																		202	H	Army West Point		7	5
																		202	H	Army West Point		6	8
																		217	H	Western Caro.		9	0
																		217	H	Western Caro.		2	3
																		217	H	Western Caro.		6	4
																		243	N	Wright St.		13	6
																		246	N	North Dakota		2	4
																		271	H	Cleveland St.		10	2
																		272	H	Akron		11	7
																		272	N	Akron		9	2

RPI	S	Opponent	Score	
282	H	N.C. A&T	5	0
294	N	UMES	14	0
297	N	South Carolina St.	19	2

Mercer

M
e
r
c
e
r

M
e
r
c
e
r

Average RPI Win:		215	WON-LOST RECORD		WINNING PCT. RANK		LAST 10 GAMES		STRENGTH OF SCHEDULE		OPP. STRENGTH OF SCHEDULE		TEAM RPI		ADJ RPI		CONF. RPI		ADJ CONF. RPI				
DIV. I ONLY			15-21-0		.41667 197		5-5-0		151		120		177		.47873 174		18		18				
DIV. I NON-CONF.			8-14-0		.36364 222		1-1-0		123		84		180		.47701 176		18		18				
TOTALS		RPI 1-25		RPI 26-50		W-L RECORDS		RPI 51-100		RPI 101-150		RPI 150+											
15-21-0		0-3-0		0-4-0		OVERALL		0-7-0		2-4-0		13-3-0											
4-6-0		0-0-0		0-0-0		HOME		0-3-0		1-2-0		3-1-0											
4-6-0		0-2-0		0-2-0		AWAY		0-0-0		0-0-0		4-2-0											
7-9-0		0-1-0		0-2-0		NEUTRAL		0-4-0		1-2-0		6-0-0											
8-14-0		0-3-0		0-4-0		NON-CONFERENCE		0-4-0		1-2-0		7-1-0											
0-0-0		0-0-0		0-0-0		HOME		0-0-0		0-0-0		0-0-0											
1-5-0		0-2-0		0-0-		AWAY		0-0-0		0-0-0		1-1-0											
7-9-0		0-1-0		0-2-0		NEUTRAL		0-4-0		1-2-0		6-0-0											
7-7-0		0-0-0		0-0-0		CONFERENCE		0-3-0		1-2-0		6-2-0											
4-6-0		0-0-0		0-0-0		HOME		0-3-0		1-2-0		3-1-0											
3-1-0		0-0-0		0-0-0		AWAY		0-0-0		0-0-0		3-1-0											
0-0-0		0-0-0		0-0-0		NEUTRAL		0-0-0		0-0-0		0-0-0											
RPI	S	Opponent		Score		RPI	S	Opponent		Score		RPI	S	Opponent		Score		RPI	S	Opponent		Score	
13	A	Michigan		0	3	26	N	Stanford		1	5	67	H	Kent St.		1	4	103	N	South Dakota St.		0	1
18	N	South Carolina		2	7	32	A	Arizona St.		4	8	67	H	Kent St.		2	5	117	H	Ball St.		3	5
25	A	South Fla.		3	5	35	A	Notre Dame		4	11	67	H	Kent St.		3	6	117	H	Ball St.		10	9
						42	N	Oregon St.		3	8	91	N	St. John's (NY)		4	5	117	H	Ball St.		5	7
												92	N	Iowa		1	6	129	N	CSUN		2	9
												95	N	Utah		2	8	144	N	Massachusetts		6	5
												98	N	Chattanooga		1	2	165	A	Central Mich.		3	11
																		165	A	Central Mich.		12	5
																		165	H	Central Mich.		4	0
																		176	A	Valparaiso		3	4
																		200	N	Binghamton		8	5
																		208	N	Detroit Mercy		5	0
																		210	N	Penn		8	1
																		218	N	Saint Francis (PA)		10	8
																		228	H	Bowling Green		2	0
																		228	H	Bowling Green		5	3
																		228	H	Bowling Green		2	4
																		253	A	Purdue Fort Wayne		3	0
																		269	N	Holy Cross		4	2
																		272	A	Akron		4	3
																		272	A	Akron		18	10
																		273	N	Incarnate Word		2	0
LAST 10 GAMES																							
						165	H	Central Mich.		4	0	228	H	Bowling Green		5	3						
						272	A	Akron		18	10	165	A	Central Mich.		3	11						
						272	A	Akron		4	3	228	H	Bowling Green		2	4						
						117	H	Ball St.		3	5	228	H	Bowling Green		2	0						
						67	H	Kent St.		1	4	176	A	Valparaiso		3	4						

Non-Div. I Games:

Western Mich.

Average RPI Win: 153		WON-LOST	WINNING	LAST 10	STRENGTH OF		OPP. STRENGTH	TEAM	ADJ	CONF.	ADJ CONF.
Average RPI Loss: 78		RECORD	PCT. RANK	GAMES	SCHEDULE		OF SCHEDULE	RPI	RPI	RPI	RPI
DIV. I ONLY		9-33-0	.21429	275	2-8-0		27	96	180	.47793	175
DIV. I NON-CONF.		6-24-0	.2	262	0		28	39	187	.47459	184
TOTALS		RPI 1-25	RPI 26-50		W-L RECORDS		RPI 51-100		RPI 101-150		RPI 150+
9-33-0		0-4-0	1-7-0		OVERALL		1-11-0		2-8-0		5-3-0
1-7-0		0-0-0	0-0-0		HOME		0-3-0		0-3-0		1-1-0
4-11-0		0-1-0	0-1-0		AWAY		1-5-0		2-4-0		1-0-0
4-15-0		0-3-0	1-6-0		NEUTRAL		0-3-0		0-1-0		3-2-0
6-24-0		0-4-0	1-7-0		NON-CONFERENCE		0-9-0		0-1-0		5-3-0
1-4-0		0-0-0	0-0-0		HOME		0-3-0		0-0-0		1-1-0
1-5-0		0-1-0	0-0-		AWAY		0-3-0		0-0-0		1-0-0
4-15-0		0-3-0	1-6-0		NEUTRAL		0-3-0		0-1-0		3-2-0
3-9-0		0-0-0	0-0-0		CONFERENCE		1-2-0		2-7-0		0-0-0
0-3-0		0-0-0	0-0-0		HOME		0-0-0		0-3-0		0-0-0
3-6-0		0-0-0	0-0-0		AWAY		1-2-0		2-4-0		0-0-0
0-0-0		0-0-0	0-0-0		NEUTRAL		0-0-0		0-0-0		0-0-0
RPI S	Opponent	Score	RPI S	Opponent	Score	RPI S	Opponent	Score	RPI S	Opponent	Score
4 A	Washington	1 7	26 A	Stanford	5 13	51 H	Iowa St.	2 8	101 N	San Diego St.	2 8
4 N	Washington	2 4	32 N	Arizona St.	1 11	51 H	Iowa St.	3 6	121 H	Hawaii	1 6
10 N	Northwestern	2 6	34 N	Colorado St.	2 1	51 H	Iowa St.	2 4	121 H	Hawaii	0 12
15 N	Ole Miss	2 5	39 N	North Dakota St.	0 8	57 N	Fresno St.	0 8	121 H	Hawaii	0 4
			42 N	Oregon St.	0 3	62 A	Seattle U	0 15	129 A	CSUN	3 5
			45 N	Illinois	1 4	62 A	Seattle U	0 8	129 A	CSUN	3 4
			45 N	Illinois	1 9	68 A	Loyola Marymount	4 9	129 A	CSUN	3 2
			49 N	Texas A&M	2 4	68 N	Loyola Marymount	6 7	134 A	UC Riverside	1 3
						69 A	UC Davis	1 0	134 A	UC Riverside	2 3
						69 A	UC Davis	0 5	134 A	UC Riverside	4 1
						69 A	UC Davis	0 7	162 H	Utah St.	8 6
						73 N	Marshall	5 6	162 H	Utah St.	0 4
									191 N	California Baptist	3 1
									193 A	San Diego	7 3
									211 N	Montana	2 4
									223 N	Portland St.	7 3
									223 N	Portland St.	4 6
									242 N	Dartmouth	5 4
LAST 10 GAMES											
	62 A	Seattle U	0	8		129 A	CSUN	3	5		
	129 A	CSUN	3	2		129 A	CSUN	3	4		
	134 A	UC Riverside	2	3		69 A	UC Davis	0	5		
	121 H	Hawaii	0	12		69 A	UC Davis	1	0		
	69 A	UC Davis	0	7		121 H	Hawaii	0	4		

Non-Div. I Games:

Cal Poly

Average RPI Win:	174	WON-LOST RECORD	WINNING PCT. RANK	LAST 10 GAMES	STRENGTH OF SCHEDULE	OPP. STRENGTH OF SCHEDULE	TEAM RPI	ADJ RPI	CONF. RPI	ADJ CONF. RPI		
DIV. I ONLY		15-23-0	.39474	207	3-7-0	127	133	175	.47703	176	11	10
DIV. I NON-CONF.		11-8-0	.57895	100	1-0-0	226	191	146	.49276	150	10	9
<hr/>												
TOTALS	RPI 1-25	RPI 26-50		W-L RECORDS		RPI 51-100		RPI 101-150		RPI 150+		
15-23-0	0-3-0	0-5-0		OVERALL		4-3-0		1-8-0		10-4-0		
5-5-0	0-3-0	0-0-0		HOME		1-1-0		0-0-0		4-1-0		
5-12-0	0-0-0	0-5-0		AWAY		3-2-0		1-5-0		1-0-0		
5-6-0	0-0-0	0-0-0		NEUTRAL		0-0-0		0-3-0		5-3-0		
11-8-0	0-0-0	0-2-0		NON-CONFERENCE		2-0-0		1-3-0		8-3-0		
2-0-0	0-0-0	0-0-0		HOME		0-0-0		0-0-0		2-0-0		
4-2-0	0-0-0	0-0-		AWAY		2-0-0		1-0-0		1-0-0		
5-6-0	0-0-0	0-0-0		NEUTRAL		0-0-0		0-3-0		5-3-0		
4-15-0	0-3-0	0-3-0		CONFERENCE		2-3-0		0-5-0		2-1-0		
3-5-0	0-3-0	0-0-0		HOME		1-1-0		0-0-0		2-1-0		
1-10-0	0-0-0	0-3-0		AWAY		1-2-0		0-5-0		0-0-0		
0-0-0	0-0-0	0-0-0		NEUTRAL		0-0-0		0-0-0		0-0-0		
RPI	S	Opponent	Score	RPI	S	Opponent	Score	RPI	S	Opponent	Score	
24	H	Drake	0 10	33	A	Mississippi St.	3 8	52	A	Lipscomb	2 1	
24	H	Drake	0 1	33	A	Mississippi St.	0 10	74	H	Missouri St.	0 6	
24	H	Drake	3 14	47	A	Southern Ill.	3 5	74	H	Missouri St.	5 2	
				47	A	Southern Ill.	1 20	76	A	Bradley	3 8	
				47	A	Southern Ill.	4 5	76	A	Bradley	1 9	
								76	A	Bradley	5 3	
								79	A	NC State	4 0	
				</								

Non-Div. I Games:

Valparaiso

Average RPI Win: 214		WON-LOST	WINNING	LAST 10	STRENGTH OF		OPP. STRENGTH	TEAM	ADJ	CONF.	ADJ CONF.
Average RPI Loss: 126		RECORD	PCT. RANK	GAMES	SCHEDULE		OF SCHEDULE	RPI	RPI	RPI	RPI
DIV. I ONLY		21-22-0	.48837	147	6-4-0		190	196	178	.47661	177
DIV. I NON-CONF.		11-13-0	.45833	158	0-1-0		235	187	203	.46039	203
TOTALS		RPI 1-25	RPI 26-50		W-L RECORDS		RPI 51-100		RPI 101-150		RPI 150+
21-22-0		0-2-0	0-2-0		OVERALL		1-4-0		2-5-0		18-9-0
8-6-0		0-0-0	0-0-0		HOME		1-3-0		0-0-0		7-3-0
6-11-0		0-1-0	0-2-0		AWAY		0-1-0		2-3-0		4-4-0
7-5-0		0-1-0	0-0-0		NEUTRAL		0-0-0		0-2-0		7-2-0
11-13-0		0-2-0	0-2-0		NON-CONFERENCE		0-1-0		1-3-0		10-5-0
2-2-0		0-0-0	0-0-0		HOME		0-0-0		0-0-0		2-2-0
2-6-0		0-1-0	0-0-		AWAY		0-1-0		1-1-0		1-1-0
7-5-0		0-1-0	0-0-0		NEUTRAL		0-0-0		0-2-0		7-2-0
10-9-0		0-0-0	0-0-0		CONFERENCE		1-3-0		1-2-0		8-4-0
6-4-0		0-0-0	0-0-0		HOME		1-3-0		0-0-0		5-1-0
4-5-0		0-0-0	0-0-0		AWAY		0-0-0		1-2-0		3-3-0
0-0-0		0-0-0	0-0-0		NEUTRAL		0-0-0		0-0-0		0-0-0
RPI S	Opponent	Score	RPI S	Opponent	Score	RPI S	Opponent	Score	RPI S	Opponent	Score
18 A	South Carolina	0 3	31 A	Georgia	0 11	60 H	Longwood	3 1	102 A	Coastal Caro.	4 6
18 N	South Carolina	1 15	31 A	Georgia	0 11	60 H	Longwood	2 4	122 A	East Carolina	19 0
						60 H	Longwood	4 6	144 N	Massachusetts	1 2
						66 H	USC Upstate	2 5	144 N	Massachusetts	2 3
						79 A	NC State	2 4	150 A	Campbell	9 6
									150 A	Campbell	3 4
									150 A	Campbell	1 2
									156 A	Radford	11 12
									156 A	Radford	10 5
									156 A	Radford	0 8
									160 A	Ga. Southern	10 7
									172 A	Charlotte	1 9
									182 N	UT Martin	4 6
									184 H	Gardner-Webb	5 0
									184 H	Gardner-Webb	9 1
									184 H	Gardner-Webb	1 2
									198 N	Columbia	5 4
									200 H	Binghamton	2 7
									200 H	Binghamton	11 5
									200 H	Binghamton	7 2
									217 H	Western Caro.	4 9
									218 N	Saint Francis (PA)	4 5
									232 N	Youngstown St.	6 2
									238 A	Hampton	8 4
									238 A	Hampton	1 9
									238 A	Hampton	3 0
									263 N	Buffalo	13 9
			LAST 10 GAMES								
			217 H	Western Caro.	4 9	31 A	Georgia	0 11			
			238 A	Hampton	3 0	150 A	Campbell	9 6			
			238 A	Hampton	8 4	156 A	Radford	0 8			
			60 H	Longwood	4 6	200 H	Binghamton	7 2			
			172 A	Charlotte	1 9	266 H	Presbyterian	9 5			

Non-Div. I Games:

Winthrop

RPI	S	Opponent	Score	
263	N	Buffalo	3	2
266	H	Presbyterian	5	0
266	H	Presbyterian	2	0
266	H	Presbyterian	9	5
267	N	Omaha	9	2
290	N	Savannah St.	6	1
290	N	Savannah St.	7	1

W
i
n
t
h
r
o
p

W
i
n
t
h
r
o
p

Winthrop

Non-Div. I Games:

Monmouth

RPI	S	Opponent	Score	
278	N	Brown	6	2
280	H	Niagara	7	2
280	H	Niagara	6	0
289	A	Rider	2	5
289	A	Rider	6	0
296	A	Saint Peter's	8	0
296	A	Saint Peter's	8	0

Monmouth

M
o
n
m
o
u
t
h

M
o
n
m
o
u
t
h

Average RPI Win: 157		WON-LOST	WINNING	LAST 10	STRENGTH OF		OPP. STRENGTH	TEAM	ADJ	CONF.	ADJ CONF.
Average RPI Loss: 100		RECORD	PCT. RANK	GAMES	SCHEDULE		OF SCHEDULE	RPI	RPI	RPI	RPI
DIV. I ONLY		11-30-0	.26829	259	2-8-0		49	124	185	.47569	179
DIV. I NON-CONF.		8-22-0	.26667	248	0-4-0		43	112	178	.47912	169
TOTALS		RPI 1-25	RPI 26-50		W-L RECORDS		RPI 51-100		RPI 101-150		RPI 150+
11-30-0		0-8-0	2-1-0		OVERALL		1-7-0		2-6-0		6-8-0
2-8-0		0-0-0	0-0-0		HOME		1-6-0		0-1-0		1-1-0
4-12-0		0-6-0	0-0-0		AWAY		0-0-0		1-2-0		3-4-0
5-10-0		0-2-0	2-1-0		NEUTRAL		0-1-0		1-3-0		2-3-0
8-22-0		0-8-0	2-1-0		NON-CONFERENCE		0-2-0		1-4-0		5-7-0
1-3-0		0-0-0	0-0-0		HOME		0-1-0		0-1-0		1-1-0
2-9-0		0-6-0	0-0-0		AWAY		0-0-0		0-0-0		2-3-0
5-10-0		0-2-0	2-1-0		NEUTRAL		0-1-0		1-3-0		2-3-0
3-8-0		0-0-0	0-0-0		CONFERENCE		1-5-0		1-2-0		1-1-0
1-5-0		0-0-0	0-0-0		HOME		1-5-0		0-0-0		0-0-0
2-3-0		0-0-0	0-0-0		AWAY		0-0-0		1-2-0		1-1-0
0-0-0		0-0-0	0-0-0		NEUTRAL		0-0-0		0-0-0		0-0-0
RPI S	Opponent	Score	RPI S	Opponent	Score	RPI S	Opponent	Score	RPI S	Opponent	Score
18 A	South Carolina	7 9	36 N	Wisconsin	1 4	53 N	Troy	0 9	113 N	Middle Tenn.	4 0
19 A	Auburn	1 15	44 N	Indiana	5 1	72 H	UNC Greensboro	0 10	117 N	Ball St.	2 8
21 N	Texas Tech	0 5	50 N	UCF	3 2	72 H	UNC Greensboro	1 4	125 N	Providence	4 5
23 A	Arkansas	5 6				72 H	UNC Greensboro	0 9	132 A	Samford	6 4
23 A	Arkansas	0 11				86 H	Georgia Tech	2 14	132 A	Samford	4 9
23 A	Arkansas	1 9				98 H	Chattanooga	0 9	132 A	Samford	2 7
24 N	Drake	3 11				98 H	Chattanooga	2 3	140 H	Virginia	1 10
25 A	South Fla.	1 7				98 H	Chattanooga	2 0	142 N	UAB	4 11
									152 N	George Washington	4 9
									152 N	George Washington	4 6
									160 A	Ga. Southern	4 6
									160 A	Ga. Southern	4 8
									184 A	Gardner-Webb	7 5
									184 A	Gardner-Webb	2 12
									194 A	ETSU	3 1
									194 A	ETSU	6 7
									200 H	Binghamton	11 2
									200 H	Binghamton	9 11
									210 A	Penn	4 1
									233 N	Georgetown	7 6
									259 N	Central Conn. St.	1 3
									273 N	Incarnate Word	7 4
LAST 10 GAMES											
23 A	Arkansas	5 6	132 A	Samford	4 9						
160 A	Ga. Southern	4 6	98 H	Chattanooga	0 9						
160 A	Ga. Southern	4 8	200 H	Binghamton	11 2						
72 H	UNC Greensboro	1 4	194 A	ETSU	6 7						
23 A	Arkansas	1 9	194 A	ETSU	3 1						

Non-Div. I Games:

Furman

[illegible]

Non-Div. I Games:

Seton Hall

Average RPI Win: 209		WON-LOST RECORD		WINNING PCT. RANK		LAST 10 GAMES		STRENGTH OF SCHEDULE		OPP. STRENGTH OF SCHEDULE		TEAM RPI		ADJ RPI		CONF. RPI		ADJ CONF. RPI	
DIV. I ONLY		20-22-0		.47619 156		5-5-0		166		226		176		.47513 181		24		24	
DIV. I NON-CONF.		15-15-0		.5 137		2-1-0		169		236		157		.48583 162		24		24	
TOTALS		RPI 1-25		RPI 26-50		W-L RECORDS		RPI 51-100		RPI 101-150		RPI 150+							
20-22-0		0-2-0		0-0-0		OVERALL		0-2-0		4-9-0		16-9-0							
3-1-0		0-0-0		0-0-0		HOME		0-0-0		1-0-0		2-1-0							
8-13-0		0-2-0		0-0-0		AWAY		0-1-0		1-5-0		7-5-0							
9-8-0		0-0-0		0-0-0		NEUTRAL		0-1-0		2-4-0		7-3-0							
15-15-0		0-2-0		0-0-0		NON-CONFERENCE		0-2-0		4-6-0		11-5-0							
1-0-0		0-0-0		0-0-0		HOME		0-0-0		1-0-0		0-0-0							
5-7-0		0-2-0		0-0-		AWAY		0-1-0		1-2-0		4-2-0							
9-8-0		0-0-0		0-0-0		NEUTRAL		0-1-0		2-4-0		7-3-0							
5-7-0		0-0-0		0-0-0		CONFERENCE		0-0-0		0-3-0		5-4-0							
2-1-0		0-0-0		0-0-0		HOME		0-0-0		0-0-0		2-1-0							
3-6-0		0-0-0		0-0-0		AWAY		0-0-0		0-3-0		3-3-0							
0-0-0		0-0-0		0-0-0		NEUTRAL		0-0-0		0-0-0		0-0-0							
RPI S	Opponent	Score		RPI S	Opponent	Score		RPI S	Opponent	Score		RPI S	Opponent	Score					
25 A	South Fla.	0	1					66 N	USC Upstate	2	3	103 N	South Dakota St.	7	9				
25 A	South Fla.	0	4					100 A	North Florida	1	7	103 N	South Dakota St.	0	1				
												103 N	South Dakota St.	0	8				
												112 A	Boston U.	0	7				
												112 A	Boston U.	1	2				
												112 A	Boston U.	0	8				
												113 N	Middle Tenn.	2	1				
												115 A	Albany (NY)	4	1				
												115 A	Albany (NY)	2	8				
												115 A	Albany (NY)	7	9				
												125 N	Providence	1	3				
												125 N	Providence	1	0				
												126 H	Syracuse	4	2				
												154 A	Bucknell	1	6				
												154 A	Bucknell	1	9				
												154 A	Bucknell	8	10				
												170 N	Toledo	1	0				
												187 N	Florida A&M	3	16				
												190 A	Jacksonville	2	1				
												200 A	Binghamton	15	11				
												200 A	Binghamton	5	13				
												202 A	Army West Point	10	9				
												202 A	Army West Point	4	3				
												202 A	Army West Point	4	2				
												205 A	George Mason	5	2				
												208 N	Detroit Mercy	6	4				
												209 N	Drexel	3	5				
				LAST 10 GAMES															
				154 A	Bucknell	1	6	288 A	Cornell	6	0								
				25 A	South Fla.	0	1	154 A	Bucknell	1	9								
				112 A	Boston U.	0	7	200 A	Binghamton	5	13								
				202 A	Army West Point	4	3	269 H	Holy Cross	2	0								
				115 A	Albany (NY)	4	1	269 H	Holy Cross	6	5								

Non-Div. I Games:

Colgate

RPI	S	Opponent	Score	
222	N	Eastern Ill.	4	13
233	N	Georgetown	5	0
251	N	Manhattan	8	3
265	N	Quinnipiac	10	2
265	N	Quinnipiac	7	6
269	H	Holy Cross	2	0
269	H	Holy Cross	1	3
269	H	Holy Cross	6	5
278	N	Brown	2	1
288	A	Cornell	7	10
288	A	Cornell	6	0

Colgate

C
o
l
g
a
t
e

C
o
l
g
a
t
e

Average RPI Win:		229	WON-LOST		WINNING		LAST 10		STRENGTH OF		OPP. STRENGTH		TEAM		ADJ		CONF.		ADJ CONF.				
Average RPI Loss:		112	RECORD		PCT. RANK		GAMES		SCHEDULE		OF SCHEDULE		RPI		RPI		RPI		RPI				
DIV. I ONLY			26-21-0		.55319 111		3-7-0		250		187		182		.47479 182		15		16				
DIV. I NON-CONF.			18-13-0		.58065 96		0-2-0		259		229		170		.47912 169		16		16				
TOTALS		RPI 1-25		RPI 26-50		W-L RECORDS		RPI 51-100		RPI 101-150		RPI 150+											
26-21-0		0-1-0		0-2-0		OVERALL		0-5-0		2-8-0		24-5-0											
8-8-0		0-0-0		0-0-0		HOME		0-4-0		0-3-0		8-1-0											
9-8-0		0-1-0		0-2-0		AWAY		0-0-0		1-2-0		8-3-0											
9-5-0		0-0-0		0-0-0		NEUTRAL		0-1-0		1-3-0		8-1-0											
18-13-0		0-1-0		0-2-0		NON-CONFERENCE		0-1-0		1-5-0		17-4-0											
6-2-0		0-0-0		0-0-0		HOME		0-0-0		0-1-0		6-1-0											
3-6-0		0-1-0		0-0-		AWAY		0-0-0		0-1-0		3-2-0											
9-5-0		0-0-0		0-0-0		NEUTRAL		0-1-0		1-3-0		8-1-0											
8-8-0		0-0-0		0-0-0		CONFERENCE		0-4-0		1-3-0		7-1-0											
2-6-0		0-0-0		0-0-0		HOME		0-4-0		0-2-0		2-0-0											
6-2-0		0-0-0		0-0-0		AWAY		0-0-0		1-1-0		5-1-0											
0-0-0		0-0-0		0-0-0		NEUTRAL		0-0-0		0-0-0		0-0-0											
RPI	S	Opponent		Score		RPI	S	Opponent		Score		RPI	S	Opponent		Score							
15	A	Ole Miss		0	13	33	A	Mississippi St.		1	9	59	H	Southeast Mo. St.		0	1	105	N	Maryland		3	2
						47	A	Southern Ill.		2	11	59	H	Southeast Mo. St.		0	6	105	N	Maryland		4	5
												82	N	Sam Houston St.		0	8	110	H	Murray St.		0	3
												97	H	Eastern Ky.		3	9	110	H	Murray St.		4	5
												97	H	Eastern Ky.		3	4	113	H	Middle Tenn.		0	2
																		119	N	North Ala.		2	3
																		124	A	Memphis		2	5
																		131	A	Belmont		0	7
																		131	A	Belmont		4	1
																		137	N	Loyola Chicago		3	4
																		151	A	SIUE		1	4
																		151	A	SIUE		8	6
																		160	A	Ga. Southern		3	6
																		160	A	Ga. Southern		4	6
																		177	N	Winthrop		6	4
																		192	A	Stetson		8	1
																		212	A	Tennessee St.		5	0
																		212	A	Tennessee St.		6	2
																		214	A	Evansville		9	1
																		215	H	Saint Louis		5	0
																		215	H	Saint Louis		1	4
																		217	N	Western Caro.		7	3
																		218	N	Saint Francis (PA)		3	1
																		222	A	Eastern Ill.		6	3
																		222	A	Eastern Ill.		3	2
																		226	N	Fairfield		2	3
																		227	N	Bethune-Cookman		2	1
LAST 10 GAMES																							
151 A SIUE				8 6				215 H Saint Louis				1 4				218 N Saint Francis (PA)				3 1			
151 A SIUE				1 4				215 H Saint Louis				5 0				222 A Eastern Ill.				6 3			
59 H Southeast Mo. St.				0 6				222 A Eastern Ill.				6 3				222 A Eastern Ill.				3 2			
214 A Evansville				9 1				212 A Tennessee St.				5 0				226 N Fairfield				2 3			
272 H Akron				5 2				262 H Green Bay				5 4				227 N Bethune-Cookman				2 1			

Non-Div. I Games:

UT Martin

RPI	S	Opponent	Score	
253	N	Purdue Fort Wayne	9	1
258	A	Alabama St.	10	1
262	H	Green Bay	5	3
262	H	Green Bay	5	3
262	H	Green Bay	5	4
270	N	Mississippi Val.	8	0
272	H	Akron	5	2
272	H	Akron	9	2
276	N	Alabama A&M	9	8
284	H	Morehead St.	11	2
284	H	Morehead St.	10	1
290	N	Savannah St.	11	0

Average RPI Win:	190	WON-LOST RECORD	WINNING PCT. RANK	LAST 10 GAMES	STRENGTH OF SCHEDULE	OPP. STRENGTH OF SCHEDULE	TEAM RPI	ADJ RPI	CONF. RPI	ADJ CONF. RPI		
DIV. I ONLY		18-21-0	.46154	172	3-7-0	192	155	184	.4746	183	15	16
DIV. I NON-CONF.		10-13-0	.43478	176	0-1-0	151	184	168	.48185	166	16	16
TOTALS	RPI 1-25	RPI 26-50	W-L RECORDS		RPI 51-100	RPI 101-150	RPI 150+					
18-21-0	0-0-0	0-0-0	OVERALL		1-10-0	5-5-0	12-6-0					
6-6-0	0-0-0	0-0-0	HOME		1-4-0	0-0-0	5-2-0					
8-11-0	0-0-0	0-0-0	AWAY		0-5-0	4-5-0	4-1-0					
4-4-0	0-0-0	0-0-0	NEUTRAL		0-1-0	1-0-0	3-3-0					
10-13-0	0-0-0	0-0-0	NON-CONFERENCE		0-7-0	4-2-0	6-4-0					
2-4-0	0-0-0	0-0-0	HOME		0-3-0	0-0-0	2-1-0					
4-5-0	0-0-0	0-0-	AWAY		0-3-0	3-2-0	1-0-0					
4-4-0	0-0-0	0-0-0	NEUTRAL		0-1-0	1-0-0	3-3-0					
8-8-0	0-0-0	0-0-0	CONFERENCE		1-3-0	1-3-0	6-2-0					
4-2-0	0-0-0	0-0-0	HOME		1-1-0	0-0-0	3-1-0					
4-6-0	0-0-0	0-0-0	AWAY		0-2-0	1-3-0	3-1-0					
0-0-0	0-0-0	0-0-0	NEUTRAL		0-0-0	0-0-0	0-0-0					
RPI	S	Opponent	Score	RPI	S	Opponent	Score	RPI	S	Opponent	Score	
						52 A Lipscomb	3 8			110 A Murray St.	0 1	
						55 H Western Ky.	1 4			110 A Murray St.	0 5	
						76 H Bradley	1 11			119 A North Ala.	5 1	
						76 H Bradley	6 7			119 A North Ala.	3 2	
						83 N Rutgers	1 9			131 A Belmont	3 4	
						94 H Jacksonville St.	0 7			131 A Belmont	7 5	
						94 H Jacksonville St.	2 0			132 A Samford	8 12	
						96 A Southern Miss.	6 8			132 A Samford	3 11	
						97 A Eastern Ky.	3 13			147 A Western Ill.	7 0	
						97 A Eastern Ky.	4 9			147 N Western Ill.	2 0	
						98 A Chattanooga	2 10			151 H SIUE	7 3	
										151 H SIUE	3 10	
										164 N Kennesaw St.	6 5	
										170 N Toledo	4 7	
										188 N Houston Baptist	7 6	
										194 H ETSU	0 1	
										194 H ETSU	2 0	
										206 N Central Ark.	1 4	
										207 N Indiana St.	5 6	
										212 A Tennessee St.	11 5	
										212 A Tennessee St.	2 3	
										214 H Evansville	7 0	
										222 H Eastern Ill.	8 0	
										222 H Eastern Ill.	5 3	
										258 A Alabama St.	2 1	
										277 N Jackson St.	7 3	
										284 A Morehead St.	15 3	

Non-Div. I Games:

Tennessee Tech

Tennessee Tech

Average RPI Win: 222		WON-LOST RECORD		WINNING PCT. RANK		LAST 10 GAMES		STRENGTH OF SCHEDULE		OPP. STRENGTH OF SCHEDULE		TEAM RPI		ADJ RPI		CONF. RPI		ADJ CONF. RPI		
DIV. I ONLY		28-23-0		.54902 113		4-6-0		231		225		183		.47298 184		19		20		
DIV. I NON-CONF.		21-9-0		.7 51		0		274		271		141		.49521 147		22		22		
TOTALS		RPI 1-25		RPI 26-50		W-L RECORDS		RPI 51-100		RPI 101-150		RPI 150+								
28-23-0		0-2-0		0-0-0		OVERALL		2-7-0		1-3-0		25-11-0								
16-14-0		0-0-0		0-0-0		HOME		0-3-0		1-3-0		15-8-0								
10-9-0		0-2-0		0-0-0		AWAY		1-4-0		0-0-0		9-3-0								
2-0-0		0-0-0		0-0-0		NEUTRAL		1-0-0		0-0-0		1-0-0								
21-9-0		0-2-0		0-0-0		NON-CONFERENCE		2-1-0		0-1-0		19-5-0								
12-6-0		0-0-0		0-0-0		HOME		0-0-0		0-1-0		12-5-0								
7-3-0		0-2-0		0-0-		AWAY		1-1-0		0-0-0		6-0-0								
2-0-0		0-0-0		0-0-0		NEUTRAL		1-0-0		0-0-0		1-0-0								
7-14-0		0-0-0		0-0-0		CONFERENCE		0-6-0		1-2-0		6-6-0								
4-8-0		0-0-0		0-0-0		HOME		0-3-0		1-2-0		3-3-0								
3-6-0		0-0-0		0-0-0		AWAY		0-3-0		0-0-0		3-3-0								
0-0-0		0-0-0		0-0-0		NEUTRAL		0-0-0		0-0-0		0-0-0								
RPI S	Opponent		Score		RPI S	Opponent		Score		RPI S	Opponent		Score		RPI S	Opponent		Score		
21 A	Texas Tech		2	10						60 H	Longwood		4	5	137 H	Loyola Chicago		0	14	
21 A	Texas Tech		0	8						60 H	Longwood		4	5	150 H	Campbell		5	3	
										60 H	Longwood		3	6	150 H	Campbell		1	12	
										66 A	USC Upstate		1	2	150 H	Campbell		5	8	
										66 A	USC Upstate		2	6	152 H	George Washington		10	1	
										66 A	USC Upstate		1	6	156 H	Radford		3	2	
										89 A	Appalachian St.		9	6	156 H	Radford		2	10	
										89 A	Appalachian St.		2	4	156 H	Radford		1	2	
										94 N	Jacksonville St.		3	2	173 H	Mercer		4	5	
															177 A	Winthrop		2	1	
															177 A	Winthrop		1	9	
															177 A	Winthrop		0	5	
															179 H	Furman		5	7	
															179 H	Furman		12	2	
															194 H	ETSU		1	17	
															194 H	ETSU		5	4	
															203 A	Charleston So.		3	0	
															203 A	Charleston So.		3	10	
															203 A	Charleston So.		8	3	
															217 A	Western Caro.		5	1	
															217 A	Western Caro.		9	7	
															218 H	Saint Francis (PA)		2	1	
															228 H	Bowling Green		4	5	
															228 H	Bowling Green		4	7	
															231 H	Sacred Heart		18	0	
															233 H	Georgetown		10	2	
															237 N	Northern Colo.		9	8	
				LAST 10 GAMES																
				217 A	Western Caro.		9	7	60 H	Longwood		4	5	228 H	Bowling Green		4	5		
				217 A	Western Caro.		5	1	66 A	USC Upstate		2	6	228 H	Bowling Green		4	7		
				173 H	Mercer		4	5	177 A	Winthrop		1	9	231 H	Sacred Heart		18	0		
				274 A	N.C. Central		15	4	156 H	Radford		1	2	233 H	Georgetown		10	2		
				266 H	Presbyterian		10	11	150 H	Campbell		5	8	237 N	Northern Colo.		9	8		

Non-Div. I Games:

Gardner-Webb

RPI	S	Opponent	Score	
243	H	Wright St.	7	0
244	H	Hartford	12	4
256	H	Oakland	5	1
266	H	Presbyterian	12	4
266	H	Presbyterian	8	0
266	H	Presbyterian	10	11
274	A	N.C. Central	8	0
274	A	N.C. Central	15	4
282	H	N.C. A&T	7	6
282	H	N.C. A&T	10	2
294	H	UMES	9	1
297	A	South Carolina St.	10	0
297	A	South Carolina St.	10	0

Gardner-Webb

G
a
r
d
n
e
r
-
W
e
b
b

G
a
r
d
n
e
r
-
W
e
b
b

Average RPI Win:	202	WON-LOST	WINNING	LAST 10	STRENGTH OF	OPP. STRENGTH	TEAM	ADJ	CONF.	ADJ CONF.	
Average RPI Loss:	160	RECORD	PCT. RANK	GAMES	SCHEDULE	OF SCHEDULE	RPI	RPI	RPI	RPI	
DIV. I ONLY		19-24-0	.44186 184	4-6-0	143	253	181	.47249 185	12	13	
DIV. I NON-CONF.		14-14-0	.5 137	1-0-0	170	283	170	.47652 177	13	13	
<hr/>											
TOTALS	RPI 1-25	RPI 26-50		W-L RECORDS		RPI 51-100		RPI 101-150		RPI 150+	
19-24-0	0-0-0	0-0-0		OVERALL		1-3-0		4-10-0		14-11-0	
8-6-0	0-0-0	0-0-0		HOME		0-0-0		2-4-0		6-2-0	
6-9-0	0-0-0	0-0-0		AWAY		1-3-0		2-1-0		3-5-0	
5-9-0	0-0-0	0-0-0		NEUTRAL		0-0-0		0-5-0		5-4-0	
14-14-0	0-0-0	0-0-0		NON-CONFERENCE		0-1-0		0-5-0		14-8-0	
6-2-0	0-0-0	0-0-0		HOME		0-0-0		0-0-0		6-2-0	
3-3-0	0-0-0	0-0-		AWAY		0-1-0		0-0-0		3-2-0	
5-9-0	0-0-0	0-0-0		NEUTRAL		0-0-0		0-5-0		5-4-0	
5-10-0	0-0-0	0-0-0		CONFERENCE		1-2-0		4-5-0		0-3-0	
2-4-0	0-0-0	0-0-0		HOME		0-0-0		2-4-0		0-0-0	
3-6-0	0-0-0	0-0-0		AWAY		1-2-0		2-1-0		0-3-0	
0-0-0	0-0-0	0-0-0		NEUTRAL		0-0-0		0-0-0		0-0-0	
RPI	S	Opponent	Score	RPI	S	Opponent	Score	RPI	S	Opponent	Score
						72 A	UNC Greensboro	5		6	
						78 A	Elon	3		8	
						78 A	Elon	2		3	
						78 A	Elon	5		1	

Non-Div. I Games:

Delaware

RPI	S	Opponent	Score
231	N	Sacred Heart	3 4
231	N	Sacred Heart	4 6
241	A	Norfolk St.	3 1
241	A	Norfolk St.	7 8
241	N	Norfolk St.	6 7
249	H	Mt. St. Mary's	6 1
249	H	Mt. St. Mary's	3 7
263	N	Buffalo	7 2
285	H	Coppin St.	1 0
285	H	Coppin St.	5 2
286	H	Delaware St.	13 3
296	N	Saint Peter's	4 3

Delaware

C
r
e
i
g
h
t
o
n

Creighton

F
l
o
r
i
d
a
A
&
M

Florida A&M

RPI	S	Opponent	Score	
297	A	South Carolina St.	6	1
297	A	South Carolina St.	12	1
297	A	South Carolina St.	14	5

Florida A&M

F
l
o
r
i
d
a
A
&
M

F
l
o
r
i
d
a
A
&
M

Average RPI Win: 241		WON-LOST RECORD	WINNING PCT. RANK	LAST 10 GAMES	STRENGTH OF SCHEDULE	OPP. STRENGTH OF SCHEDULE	TEAM RPI	ADJ RPI	CONF. RPI	ADJ CONF. RPI	
Average RPI Loss: 167											
DIV. I ONLY		26-19-0	.57778 102	7-3-0	248	266	186	.46663 189	30	30	
DIV. I NON-CONF.		14-16-0	.46667 153	1-1-0	247	253	212	.44791 216	30	30	
TOTALS		RPI 1-25	RPI 26-50		W-L RECORDS		RPI 51-100		RPI 101-150		RPI 150+
26-19-0	0-0-0		0-0-0		OVERALL		0-4-0		0-5-0		26-10-0
7-3-0	0-0-0		0-0-0		HOME		0-0-0		0-0-0		7-3-0
15-11-0	0-0-0		0-0-0		AWAY		0-3-0		0-4-0		15-4-0
4-5-0	0-0-0		0-0-0		NEUTRAL		0-1-0		0-1-0		4-3-0
14-16-0	0-0-0		0-0-0		NON-CONFERENCE		0-4-0		0-5-0		14-7-0
1-1-0	0-0-0		0-0-0		HOME		0-0-0		0-0-0		1-1-0
9-10-0	0-0-0		0-0-		AWAY		0-3-0		0-4-0		9-3-0
4-5-0	0-0-0		0-0-0		NEUTRAL		0-1-0		0-1-0		4-3-0
12-3-0	0-0-0		0-0-0		CONFERENCE		0-0-0		0-0-0		12-3-0
6-2-0	0-0-0		0-0-0		HOME		0-0-0		0-0-0		6-2-0
6-1-0	0-0-0		0-0-0		AWAY		0-0-0		0-0-0		6-1-0
0-0-0	0-0-0		0-0-0		NEUTRAL		0-0-0		0-0-0		0-0-0
RPI S	Opponent	Score	RPI S	Opponent	Score	RPI S	Opponent	Score	RPI S	Opponent	Score
						69 A	UC Davis	0 6	119 N	North Ala.	0 9
						69 A	UC Davis	0 3	120 A	Nevada	2 4
						69 A	UC Davis	0 4	120 A	Nevada	2 8
						79 N	NC State	0 3	133 A	Sacramento St.	1 9
									133 A	Sacramento St.	2 6
									158 A	Col. of Charleston	0 8
									178 H	Monmouth	2 0
									178 H	Monmouth	10 5
									180 A	Seton Hall	8 1
									194 N	ETSU	10 12
									202 A	Army West Point	5 1
									202 A	Army West Point	0 6
									212 A	Tennessee St.	6 2
									220 A	Pacific	11 6
									220 A	Pacific	5 3
									223 N	Portland St.	1 6
									226 H	Fairfield	5 1
									226 H	Fairfield	8 2
									232 N	Youngstown St.	2 0
									235 H	Siena	6 0
									235 H	Siena	3 5
									239 A	Saint Mary's (CA)	1 3
									239 A	Saint Mary's (CA)	7 0
									240 N	Bryant	3 1
									244 H	Hartford	2 4
									244 H	Hartford	3 1
									245 H	Iona	1 0
			LAST 10 GAMES								
			178 H	Monmouth	10 5	244 H	Hartford	3 1			
			178 H	Monmouth	2 0	269 A	Holy Cross	5 1			
			265 A	Quinnipiac	0 6	269 A	Holy Cross	5 1			
			265 A	Quinnipiac	4 2	223 N	Portland St.	1 6			
			244 H	Hartford	2 4	194 N	ETSU	10 12			

Non-Div. I Games:

Marist

RPI	S	Opponent	Score	
245	H	Iona	3	5
251	A	Manhattan	4	0
251	A	Manhattan	10	1
254	A	Santa Clara	5	2
261	N	Rhode Island	2	5
265	A	Quinnipiac	4	2
265	A	Quinnipiac	0	6
269	A	Holy Cross	5	1
269	A	Holy Cross	5	1
275	N	Fairleigh Dickinson	1	0
275	N	Fairleigh Dickinson	7	6
296	A	Saint Peter's	6	0
296	A	Saint Peter's	12	1
296	A	Saint Peter's	13	3

Marist

M
a
r
i
s
t

M
a
r
i
s
t

Average RPI Win: 169		WON-LOST RECORD		WINNING PCT. RANK		LAST 10 GAMES		STRENGTH OF SCHEDULE		OPP. STRENGTH OF SCHEDULE		TEAM RPI		ADJ RPI		CONF. RPI		ADJ CONF. RPI	
DIV. I ONLY		13-32-0		.28889 249		0-10-0		77		172		191		.46368 190		10		11	
DIV. I NON-CONF.		12-18-0		.4 198		0-1-0		72		208		155		.48786 158		11		12	
TOTALS		RPI 1-25		RPI 26-50		W-L RECORDS		RPI 51-100		RPI 101-150		RPI 150+							
13-32-0		0-1-0		0-1-0		OVERALL		1-14-0		4-6-0		8-10-0							
12-15-0		0-1-0		0-0-0		HOME		1-5-0		4-3-0		7-6-0							
0-16-0		0-0-0		0-1-0		AWAY		0-9-0		0-2-0		0-4-0							
1-1-0		0-0-0		0-0-0		NEUTRAL		0-0-0		0-1-0		1-0-0							
12-18-0		0-1-0		0-1-0		NON-CONFERENCE		1-5-0		4-6-0		7-5-0							
11-10-0		0-1-0		0-0-0		HOME		1-2-0		4-3-0		6-4-0							
0-7-0		0-0-0		0-0-		AWAY		0-3-0		0-2-0		0-1-0							
1-1-0		0-0-0		0-0-0		NEUTRAL		0-0-0		0-1-0		1-0-0							
1-14-0		0-0-0		0-0-0		CONFERENCE		0-9-0		0-0-0		1-5-0							
1-5-0		0-0-0		0-0-0		HOME		0-3-0		0-0-0		1-2-0							
0-9-0		0-0-0		0-0-0		AWAY		0-6-0		0-0-0		0-3-0							
0-0-0		0-0-0		0-0-0		NEUTRAL		0-0-0		0-0-0		0-0-0							
RPI	S	Opponent		Score		RPI	S	Opponent		Score		RPI	S	Opponent		Score			
9	H	Florida		0 5		50	A	UCF		2 3		102	A	Coastal Caro.		1 3			
												102	A	Coastal Caro.		4 7			
												103	H	South Dakota St.		2 1			
												104	N	Austin Peay		2 9			
												106	H	UNI		2 6			
												109	H	UMass Lowell		1 6			
												109	H	UMass Lowell		8 0			
												114	H	LIU Brooklyn		0 5			
												125	H	Providence		6 0			
												143	H	UNCW		9 2			
												156	N	Radford		5 2			
												158	H	Col. of Charleston		5 4			
												164	A	Kennesaw St.		7 8			
												164	A	Kennesaw St.		1 9			
												164	A	Kennesaw St.		1 2			
												171	H	Harvard		2 3			
												171	H	Harvard		8 0			
												181	H	Colgate		1 2			
												187	A	Florida A&M		3 8			
												192	H	Stetson		3 2			
												192	H	Stetson		4 12			
												192	H	Stetson		3 9			
LAST 10 GAMES																			
		61 A FGCU		1 3				66 H USC Upstate		3 2				203 H Charleston So.		8 0			
		271 H Cleveland St.		1 2				94 A Jacksonville St.		1 7				233 H Georgetown		5 1			
		52 H Lipscomb		3 4				269 H Holy Cross		7 6				266 H Presbyterian		10 3			
		164 A Kennesaw St.		7 8				56 A Liberty		1 2				269 H Holy Cross		7 6			
		192 H Stetson		3 9				61 A FGCU		2 7				269 H Holy Cross		1 2			

Jacksonville

Average RPI Win:	183	WON-LOST RECORD	WINNING PCT. RANK	LAST 10 GAMES	STRENGTH OF SCHEDULE	OPP. STRENGTH OF SCHEDULE	TEAM RPI	ADJ RPI	CONF. RPI	ADJ CONF. RPI		
DIV. I ONLY		21-26-0	.44681	181	5-5-0	222	145	197	.46261	191	16	15
DIV. I NON-CONF.		13-18-0	.41935	190	0-1-0	257	120	217	.45067	211	17	17
<hr/>												
TOTALS	RPI 1-25	RPI 26-50		W-L RECORDS		RPI 51-100		RPI 101-150		RPI 150+		
21-26-0	0-0-0	0-3-0		OVERALL		5-8-0		2-6-0		14-9-0		
11-6-0	0-0-0	0-0-0		HOME		5-4-0		1-2-0		5-0-0		
3-12-0	0-0-0	0-2-0		AWAY		0-3-0		1-1-0		2-6-0		
7-8-0	0-0-0	0-1-0		NEUTRAL		0-1-0		0-3-0		7-3-0		
13-18-0	0-0-0	0-3-0		NON-CONFERENCE		2-4-0		2-6-0		9-5-0		
5-2-0	0-0-0	0-0-0		HOME		2-0-0		1-2-0		2-0-0		
1-8-0	0-0-0	0-0-		AWAY		0-3-0		1-1-0		0-2-0		
7-8-0	0-0-0	0-1-0		NEUTRAL		0-1-0		0-3-0		7-3-0		
8-8-0	0-0-0	0-0-0		CONFERENCE		3-4-0		0-0-0		5-4-0		
6-4-0	0-0-0	0-0-0		HOME		3-4-0		0-0-0		3-0-0		
2-4-0	0-0-0	0-0-0		AWAY		0-0-0		0-0-0		2-4-0		
0-0-0	0-0-0	0-0-0		NEUTRAL		0-0-0		0-0-0		0-0-0		
<hr/>												
RPI	S	Opponent	Score	RPI	S	Opponent	Score	RPI	S	Opponent	Score	
				42	N	Oregon St.	0 2	54	H	North Texas	6 5	
				49	A	Texas A&M	1 9	54	N	North Texas	7 8	
				49	A	Texas A&M	0 15	57	A	Fresno St.	4 6	
								57	H	Fresno St.	8 0	
								64	H	Grand Canyon	10 1	
								64	H	Grand Canyon	0 5	
								64	H	Grand Canyon	2 3	
								68	A	Loyola Marymount	2 3	
								68	A	Loyola Marymount	2 3	
								90	H	New Mexico St.	5 2	
								90	H	New Mexico St.	2 0	
								90	H	New Mexico St.	1 3	
								90	H	New Mexico St.	1 3	

Non-Div. I Games:

California Baptist

RPI	S	Opponent	Score	
246	N	North Dakota	8	0
246	N	North Dakota	3	0
283	H	Southern Utah	9	0
283	H	Southern Utah	8	7

California Baptist

C
a
l
i
f
o
r
n
i
a
B
a
p
t
i
s
t

C
a
l
i
f
o
r
n
i
a
B
a
p
t
i
s
t

Average RPI Win: 176		WON-LOST	WINNING	LAST 10	STRENGTH OF		OPP. STRENGTH	TEAM	ADJ		CONF.	ADJ CONF.					
Average RPI Loss: 133		RECORD	PCT. RANK	GAMES	SCHEDULE		OF SCHEDULE	RPI	RPI		RPI	RPI					
DIV. I ONLY		15-26-0	.36585	219	3-7-0		131	194	190	.46257	192	10	11				
DIV. I NON-CONF.		11-16-0	.40741	194	2-0-0		149	243	192	.46643	194	11	12				
<hr/>																	
TOTALS		RPI 1-25		RPI 26-50		W-L RECORDS		RPI 51-100		RPI 101-150		RPI 150+					
15-26-0		0-0-0		0-2-0		OVERALL		1-7-0		4-6-0		10-11-0					
11-15-0		0-0-0		0-2-0		HOME		1-1-0		3-3-0		7-9-0					
2-6-0		0-0-0		0-0-0		AWAY		0-5-0		0-0-0		2-1-0					
2-5-0		0-0-0		0-0-0		NEUTRAL		0-1-0		1-3-0		1-1-0					
<hr/>																	
11-16-0		0-0-0		0-2-0		NON-CONFERENCE		1-2-0		3-4-0		7-8-0					
9-11-0		0-0-0		0-2-0		HOME		1-1-0		2-1-0		6-7-0					
0-0-0		0-0-0		0-0-		AWAY		0-0-0		0-0-0		0-0-0					
2-5-0		0-0-0		0-0-0		NEUTRAL		0-1-0		1-3-0		1-1-0					
<hr/>																	
4-10-0		0-0-0		0-0-0		CONFERENCE		0-5-0		1-2-0		3-3-0					
2-4-0		0-0-0		0-0-0		HOME		0-0-0		1-2-0		1-2-0					
2-6-0		0-0-0		0-0-0		AWAY		0-5-0		0-0-0		2-1-0					
0-0-0		0-0-0		0-0-0		NEUTRAL		0-0-0		0-0-0		0-0-0					
<hr/>																	
RPI	S	Opponent	Score		RPI	S	Opponent	Score		RPI	S	Opponent	Score				
			50	H	UCF	1	6	52	A	Lipscomb	5	7	105	H	Maryland	6	5
			50	H	UCF	1	9	52	A	Lipscomb	3	7	114	N	LIU Brooklyn	1	4
								53	N	Troy	0	14	119	H	North Ala.	5	9
								56	A	Liberty	3	5	119	H	North Ala.	0	2
								56	A	Liberty	1	7	119	H	North Ala.	2	1
								56	A	Liberty	0	6	123	N	Fla. Atlantic	2	10
								65	H	Louisiana Tech	3	2	123	N	Fla. Atlantic	0	3
								65	H	Louisiana Tech	0	8	125	N	Providence	7	2
													144	H	Massachusetts	2	15
													144	H	Massachusetts	2	1
													153	N	Villanova	8	3
													155	N	Saint Joseph's	2	6
													164	H	Kennesaw St.	0	2
													164	H	Kennesaw St.	1	0
													164	H	Kennesaw St.	2	3
													182	H	UT Martin	1	8
													190	A	Jacksonville	2	3
													190	A	Jacksonville	12	4
													190	A	Jacksonville	9	3
													207	H	Indiana St.	2	10
													207	H	Indiana St.	4	6
			LAST 10 GAMES										213	H	Princeton	7	1
			52	A	Lipscomb	5	7	119	H	North Ala.	0	2	226	H	Fairfield	1	3
			52	A	Lipscomb	3	7	190	A	Jacksonville	9	3	227	H	Bethune-Cookman	3	0
			123	N	Fla. Atlantic	0	3	144	H	Massachusetts	2	15	227	H	Bethune-Cookman	6	4
			56	A	Liberty	0	6	50	H	UCF	1	6	227	H	Bethune-Cookman	8	7
			213	H	Princeton	7	1	227	H	Bethune-Cookman	6	4	246	H	North Dakota	4	9

Non-Div. I Games:

Stetson

RPI	S	Opponent	Score	
246	H	North Dakota	3	6
246	H	North Dakota	1	0
249	H	Mt. St. Mary's	8	9
249	H	Mt. St. Mary's	5	0

Stetson

S
t
e
t
s
o
n

S
t
e
t
s
o
n

Average RPI Win:		211	WON-LOST RECORD		WINNING PCT. RANK		LAST 10 GAMES		STRENGTH OF SCHEDULE		OPP. STRENGTH OF SCHEDULE		TEAM RPI		ADJ RPI		CONF. RPI		ADJ CONF. RPI				
DIV. I ONLY			19-21-0		.475 157		5-5-0		241		127		194		.46055 193		22		22				
DIV. I NON-CONF.			16-18-0		.47059 151		2-2-0		269		123		210		.45441 208		21		21				
TOTALS		RPI 1-25		RPI 26-50		W-L RECORDS		RPI 51-100		RPI 101-150		RPI 150+											
19-21-0		0-1-0		0-3-0		OVERALL		1-8-0		3-3-0		15-6-0											
16-7-0		0-0-0		0-0-0		HOME		1-3-0		3-1-0		12-3-0											
0-8-0		0-0-0		0-2-0		AWAY		0-5-0		0-1-0		0-0-0											
3-6-0		0-1-0		0-1-0		NEUTRAL		0-0-0		0-1-0		3-3-0											
16-18-0		0-1-0		0-3-0		NON-CONFERENCE		1-5-0		3-3-0		12-6-0											
13-7-0		0-0-0		0-0-0		HOME		1-3-0		3-1-0		9-3-0											
0-5-0		0-0-0		0-0-		AWAY		0-2-0		0-1-0		0-0-0											
3-6-0		0-1-0		0-1-0		NEUTRAL		0-0-0		0-1-0		3-3-0											
3-3-0		0-0-0		0-0-0		CONFERENCE		0-3-0		0-0-0		3-0-0											
3-0-0		0-0-0		0-0-0		HOME		0-0-0		0-0-0		3-0-0											
0-3-0		0-0-0		0-0-0		AWAY		0-3-0		0-0-0		0-0-0											
0-0-0		0-0-0		0-0-0		NEUTRAL		0-0-0		0-0-0		0-0-0											
RPI	S	Opponent		Score		RPI	S	Opponent		Score		RPI	S	Opponent		Score							
9	N	Florida		4 12		32	A	Arizona St.		3 12		57	A	Fresno St.		0 5		101	H	San Diego St.		5 4	
						40	N	Houston		5 6		57	A	Fresno St.		0 14		127	H	Weber St.		4 1	
						43	A	UNLV		0 11		61	H	FGCU		5 6		134	A	UC Riverside		2 3	
												61	H	FGCU		5 1		134	H	UC Riverside		2 6	
												68	A	Loyola Marymount		0 8		134	H	UC Riverside		6 3	
												68	A	Loyola Marymount		0 2		135	N	Illinois St.		0 8	
												68	A	Loyola Marymount		3 4		162	N	Utah St.		1 12	
												69	H	UC Davis		1 2		165	N	Central Mich.		8 10	
												73	H	Marshall		1 10		175	H	Cal Poly		3 7	
																		201	H	UC Santa Barbara		2 1	
																		201	H	UC Santa Barbara		8 1	
																		201	H	UC Santa Barbara		1 0	
																		220	H	Pacific		5 2	
																		220	H	Pacific		12 3	
																		220	H	Pacific		9 1	
																		223	H	Portland St.		2 3	
																		223	H	Portland St.		3 2	
																		236	H	CSU Bakersfield		3 2	
																		236	H	CSU Bakersfield		3 4	
																		236	H	CSU Bakersfield		3 2	
																		236	N	CSU Bakersfield		4 12	
																		236	N	CSU Bakersfield		4 2	
																		267	N	Omaha		2 1	
																		267	N	Omaha		10 0	
																		283	H	Southern Utah		4 2	
																		283	H	Southern Utah		12 1	
																		283	H	Southern Utah		7 2	
LAST 10 GAMES																							
						61	H	FGCU		5 6		283	H	Southern Utah		4 2		267	N	Omaha		2 1	
						68	A	Loyola Marymount		0 8		68	A	Loyola Marymount		3 4		267	N	Omaha		10 0	
						220	H	Pacific		12 3		68	A	Loyola Marymount		0 2		283	H	Southern Utah		4 2	
						201	H	UC Santa Barbara		2 1		101	H	San Diego St.		5 4		283	H	Southern Utah		12 1	
						236	H	CSU Bakersfield		3 2		220	H	Pacific		9 1		283	H	Southern Utah		7 2	

Non-Div. I Games:

San Diego

Average RPI Win:		211	WON-LOST RECORD		WINNING PCT. RANK		LAST 10 GAMES		STRENGTH OF SCHEDULE		OPP. STRENGTH OF SCHEDULE		TEAM RPI		ADJ RPI		CONF. RPI		ADJ CONF. RPI				
DIV. I ONLY			18-21-2		.46341 168		1-9-0		217		209		195		.46044 194		14		14				
DIV. I NON-CONF.			14-14-2		.5 137		0-2-0		190		249		169		.47909 171		14		15				
TOTALS		RPI 1-25		RPI 26-50		W-L RECORDS		RPI 51-100		RPI 101-150		RPI 150+											
18-21-2		0-1-0		0-1-0		OVERALL		0-4-0		0-3-0		18-12-2											
3-8-0		0-1-0		0-0-0		HOME		0-1-0		0-0-0		3-6-0											
8-10-1		0-0-0		0-0-0		AWAY		0-3-0		0-3-0		8-4-1											
7-3-1		0-0-0		0-1-0		NEUTRAL		0-0-0		0-0-0		7-2-1											
14-14-2		0-1-0		0-1-0		NON-CONFERENCE		0-4-0		0-0-0		14-8-2											
2-4-0		0-1-0		0-0-0		HOME		0-1-0		0-0-0		2-2-0											
5-7-1		0-0-0		0-0-		AWAY		0-3-0		0-0-0		5-4-1											
7-3-1		0-0-0		0-1-0		NEUTRAL		0-0-0		0-0-0		7-2-1											
4-7-0		0-0-0		0-0-0		CONFERENCE		0-0-0		0-3-0		4-4-0											
1-4-0		0-0-0		0-0-0		HOME		0-0-0		0-0-0		1-4-0											
3-3-0		0-0-0		0-0-0		AWAY		0-0-0		0-3-0		3-0-0											
0-0-0		0-0-0		0-0-0		NEUTRAL		0-0-0		0-0-0		0-0-0											
RPI	S	Opponent		Score		RPI	S	Opponent		Score		RPI	S	Opponent		Score							
12	H	Tennessee		0 11		28	N	Virginia Tech		3 8		66	A	USC Upstate		0 8		132	A	Samford 2 10			
												66	A	USC Upstate		0 3		132	A	Samford 5 7			
												89	A	Appalachian St.		1 7		132	A	Samford 0 8			
												89	H	Appalachian St.		0 5		156	A	Radford 4 3			
																		156	A	Radford 2 3			
																		173	H	Mercer 2 5			
																		173	H	Mercer 1 3			
																		173	H	Mercer 4 5			
																		179	H	Furman 1 3			
																		179	H	Furman 7 6			
																		183	A	Tennessee Tech 1 0			
																		183	A	Tennessee Tech 0 2			
																		184	A	Gardner-Webb 4 5			
																		184	A	Gardner-Webb 17 1			
																		189	N	Marist 12 10			
																		203	A	Charleston So. 12 0			
																		203	A	Charleston So. 4 3			
																		208	N	Detroit Mercy 2 1			
																		208	N	Detroit Mercy 1 0			
																		212	A	Tennessee St. 3 4			
																		214	H	Evansville 5 1			
																		214	H	Evansville 5 6			
																		214	H	Evansville 1 2			
																		217	A	Western Caro. 2 1			
																		217	A	Western Caro. 7 5			
																		217	A	Western Caro. 11 9			
																		218	N	Saint Francis (PA) 15 6			
						LAST 10 GAMES																	
						214 H Evansville 1 2						173 H Mercer 1 3						214 H Evansville 1 2					
						214 H Evansville 5 1						156 A Radford 2 3						217 A Western Caro. 2 1					
						212 A Tennessee St. 3 4						217 A Western Caro. 11 9						217 A Western Caro. 7 5					
						189 N Marist 12 10						183 A Tennessee Tech 1 0						217 A Western Caro. 11 9					
						132 A Samford 0 8						66 A USC Upstate 0 3											

Non-Div. I Games:

ETSU

RPI	S	Opponent	Score	
218	N	Saint Francis (PA)	10	16
223	N	Portland St.	6	5
228	N	Bowling Green	0	3
235	H	Siena	11	5
266	A	Presbyterian	9	9
272	N	Akron	9	2
272	N	Akron	6	6
279	N	Morgan St.	13	0

ETSU

Average RPI Win: 103		WON-LOST	WINNING	LAST 10	STRENGTH OF		OPP. STRENGTH	TEAM	ADJ	CONF.	ADJ CONF.			
Average RPI Loss: 80		RECORD	PCT. RANK	GAMES	SCHEDULE		OF SCHEDULE	RPI	RPI	RPI	RPI			
DIV. I ONLY		9-38-0	.19149	282	3-7-0		55	54	201	.46021	195	5	5	
DIV. I NON-CONF.		5-24-0	.17241	271	1-3-0		44	42	204	.46047	202	5	5	
TOTALS		RPI 1-25	RPI 26-50		W-L RECORDS		RPI 51-100		RPI 101-150		RPI 150+			
9-38-0		0-2-0	2-13-0		OVERALL		3-12-0		3-8-0		1-3-0			
1-9-0		0-0-0	1-6-0		HOME		0-1-0		0-2-0		0-0-0			
5-17-0		0-2-0	1-3-0		AWAY		1-6-0		2-4-0		1-2-0			
3-12-0		0-0-0	0-4-0		NEUTRAL		2-5-0		1-2-0		0-1-0			
5-24-0		0-2-0	1-8-0		NON-CONFERENCE		2-7-0		1-4-0		1-3-0			
0-4-0		0-0-0	0-1-0		HOME		0-1-0		0-2-0		0-0-0			
2-8-0		0-2-0	1-0-		AWAY		0-1-0		0-0-0		1-2-0			
3-12-0		0-0-0	0-4-0		NEUTRAL		2-5-0		1-2-0		0-1-0			
4-14-0		0-0-0	1-5-0		CONFERENCE		1-5-0		2-4-0		0-0-0			
1-5-0		0-0-0	1-5-0		HOME		0-0-0		0-0-0		0-0-0			
3-9-0		0-0-0	0-0-0		AWAY		1-5-0		2-4-0		0-0-0			
0-0-0		0-0-0	0-0-0		NEUTRAL		0-0-0		0-0-0		0-0-0			
RPI	S	Opponent	Score		RPI	S	Opponent	Score		RPI	S	Opponent	Score	
15	A	Ole Miss	3	4	27	H	North Carolina	5	11	56	A	Liberty	1	4
15	A	Ole Miss	1	6	27	H	North Carolina	2	6	67	H	Kent St.	0	10
					27	H	North Carolina	14	5	77	N	Wichita St.	2	7
					28	H	Virginia Tech	1	9	77	N	Wichita St.	4	2
					28	H	Virginia Tech	0	18	85	A	Duke	5	3
					28	H	Virginia Tech	2	10	85	A	Duke	0	8
					30	A	Missouri	5	4	85	A	Duke	3	4
					30	A	Missouri	2	9	86	A	Georgia Tech	9	18
					36	N	Wisconsin	0	8	86	A	Georgia Tech	2	5
					36	N	Wisconsin	0	8	86	A	Georgia Tech	4	6
					37	N	Oregon	1	9	87	N	Purdue	9	13
					37	N	Oregon	3	4	88	N	Nicholls St.	5	3
					41	H	Ohio St.	2	5	88	N	Nicholls St.	0	5
					50	A	UCF	0	2	99	N	Nebraska	2	16
					50	A	UCF	1	9	99	N	Nebraska	1	14
LAST 10 GAMES														
					218	A	Saint Francis (PA)	3	11	99	N	Nebraska	1	14
					218	A	Saint Francis (PA)	6	4	126	A	Syracuse	6	1
					27	H	North Carolina	14	5	126	A	Syracuse	2	1
					27	H	North Carolina	2	6	126	A	Syracuse	0	10
					140	A	Virginia	4	7	67	H	Kent St.	0	10

Non-Div. I Games:

Pittsburgh

Average RPI Win: 184		WON-LOST	WINNING	LAST 10	STRENGTH OF		OPP. STRENGTH	TEAM	ADJ	CONF.	ADJ CONF.
Average RPI Loss: 129		RECORD	PCT. RANK	GAMES	SCHEDULE		OF SCHEDULE	RPI	RPI	RPI	RPI
DIV. I ONLY		15-22-0	.40541	203	4-6-0		207	121	202	.45889	196
DIV. I NON-CONF.		10-16-0	.38462	206	1-0-0		133	95	174	.479	172
TOTALS		RPI 1-25	RPI 26-50		W-L RECORDS		RPI 51-100		RPI 101-150		RPI 150+
15-22-0	0-3-0	1-3-0		OVERALL		1-4-0		2-4-0		11-8-0	
6-2-0	0-0-0	0-0-0		HOME		0-0-0		1-2-0		5-0-0	
3-9-0	0-2-0	0-2-0		AWAY		1-0-0		0-1-0		2-4-0	
6-11-0	0-1-0	1-1-0		NEUTRAL		0-4-0		1-1-0		4-4-0	
10-16-0	0-3-0	1-3-0		NON-CONFERENCE		1-4-0		1-2-0		7-4-0	
3-0-0	0-0-0	0-0-0		HOME		0-0-0		0-0-0		3-0-0	
1-5-0	0-2-0	0-0-		AWAY		1-0-0		0-1-0		0-0-0	
6-11-0	0-1-0	1-1-0		NEUTRAL		0-4-0		1-1-0		4-4-0	
5-6-0	0-0-0	0-0-0		CONFERENCE		0-0-0		1-2-0		4-4-0	
3-2-0	0-0-0	0-0-0		HOME		0-0-0		1-2-0		2-0-0	
2-4-0	0-0-0	0-0-0		AWAY		0-0-0		0-0-0		2-4-0	
0-0-0	0-0-0	0-0-0		NEUTRAL		0-0-0		0-0-0		0-0-0	
RPI S	Opponent	Score	RPI S	Opponent	Score	RPI S	Opponent	Score	RPI S	Opponent	Score
4 A	Washington	0 6	29 N	Louisville	3 0	62 N	Seattle U	1 6	111 N	Northern Ill.	0 9
4 A	Washington	0 8	34 A	Colorado St.	0 16	68 N	Loyola Marymount	0 1	127 H	Weber St.	0 5
10 N	Northwestern	4 7	41 N	Ohio St.	3 9	69 A	UC Davis	3 2	127 H	Weber St.	1 9
			48 A	Cal St. Fullerton	2 3	99 N	Nebraska	0 5	127 H	Weber St.	7 4
						99 N	Nebraska	4 10	128 N	Stony Brook	10 8
									134 A	UC Riverside	2 5
									162 H	Utah St.	9 6
									166 N	UTEP	3 1
									211 A	Montana	3 2
									211 A	Montana	3 4
									211 A	Montana	6 1
									220 N	Pacific	3 5
									223 H	Portland St.	2 1
									223 H	Portland St.	7 6
									234 H	Utah Valley	5 0
									234 H	Utah Valley	8 6
									237 A	Northern Colo.	2 4
									237 A	Northern Colo.	3 4
									237 A	Northern Colo.	1 9
									239 N	Saint Mary's (CA)	6 3
									239 N	Saint Mary's (CA)	3 7
									247 N	Northern Ky.	2 1
									247 N	Northern Ky.	0 3
									247 N	Northern Ky.	5 7
									263 N	Buffalo	3 2
			LAST 10 GAMES								
			234 H	Utah Valley	8 6	127 H	Weber St.	7 4			
			127 H	Weber St.	1 9	127 H	Weber St.	0 5			
			237 A	Northern Colo.	2 4	237 A	Northern Colo.	1 9			
			211 A	Montana	6 1	237 A	Northern Colo.	3 4			
			223 H	Portland St.	7 6	162 H	Utah St.	9 6			

Non-Div. I Games:

Idaho St.

Average RPI Win: 215		WON-LOST RECORD	WINNING PCT. RANK	LAST 10 GAMES	STRENGTH OF SCHEDULE	OPP. STRENGTH OF SCHEDULE	TEAM RPI	ADJ RPI	CONF. RPI	ADJ CONF. RPI				
Average RPI Loss: 160														
DIV. I ONLY		21-20-0	.5122 138	6-4-0	234	240	193	.45831 197	26	26				
DIV. I NON-CONF.		13-16-0	.44828 160	3-1-0	222	246	205	.45367 209	26	26				
<hr/>														
TOTALS		RPI 1-25	RPI 26-50		W-L RECORDS		RPI 51-100		RPI 101-150		RPI 150+			
21-20-0		0-0-0	0-2-0		OVERALL		1-3-0		3-3-0		17-12-0			
5-1-0		0-0-0	0-0-0		HOME		0-0-0		0-0-0		5-1-0			
9-11-0		0-0-0	0-2-0		AWAY		1-3-0		1-0-0		7-6-0			
7-8-0		0-0-0	0-0-0		NEUTRAL		0-0-0		2-3-0		5-5-0			
13-16-0		0-0-0	0-2-0		NON-CONFERENCE		1-3-0		3-3-0		9-8-0			
2-0-0		0-0-0	0-0-0		HOME		0-0-0		0-0-0		2-0-0			
4-8-0		0-0-0	0-0-		AWAY		1-3-0		1-0-0		2-3-0			
7-8-0		0-0-0	0-0-0		NEUTRAL		0-0-0		2-3-0		5-5-0			
8-4-0		0-0-0	0-0-0		CONFERENCE		0-0-0		0-0-0		8-4-0			
3-1-0		0-0-0	0-0-0		HOME		0-0-0		0-0-0		3-1-0			
5-3-0		0-0-0	0-0-0		AWAY		0-0-0		0-0-0		5-3-0			
0-0-0		0-0-0	0-0-0		NEUTRAL		0-0-0		0-0-0		0-0-0			
RPI	S	Opponent	Score	RPI	S	Opponent	Score	RPI	S	Opponent	Score			
				34	A	Colorado St.	0 10	84	A	Miami (OH)	0 8			
				34	A	Colorado St.	3 14	97	A	Eastern Ky.	1 4			
								97	A	Eastern Ky.	2 0			
								98	A	Chattanooga	0 8			
										104	N Austin Peay	0 6		
										104	N Austin Peay	8 7		
										126	N Syracuse	6 7		
										131	A Belmont	3 2		
										136	N South Dakota	4 3		
										136	N South Dakota	0 18		
										164	N Kennesaw St.	10 8		
										167	A Fordham	0 7		
										167	A Fordham	1 5		
										167	A Fordham	13 6		
										168	N Michigan St.	1 9		
										168	N Michigan St.	2 4		
										170	N Toledo	5 6		
										203	A Charleston So.	3 2		
										203	A Charleston So.	1 9		
										205	H George Mason	7 1		
										205	H George Mason	2 0		
										205	H George Mason	3 6		
										207	N Indiana St.	3 4		
										215	A Saint Louis	7 3		
										215	A Saint Louis	9 3		
				LAST 10 GAMES							228	N Bowling Green	5 4	
				243	A	Wright St.	0 3	34	A	Colorado St.	0 10	243	A Wright St.	8 2
				243	A	Wright St.	8 2	281	A	La Salle	14 8	243	A Wright St.	0 3
				261	H	Rhode Island	1 0	167	A	Fordham	13 6	243	A Wright St.	5 7
				243	A	Wright St.	5 7	205	H	George Mason	7 1	247	N Northern Ky.	3 1
				228	N	Bowling Green	5 4	284	H	Morehead St.	6 5	260	N Wagner	12 13

Non-Div. I Games:

Dayton

RPI	S	Opponent	Score	
261	H	Rhode Island	1	0
276	N	Alabama A&M	8	3
281	A	La Salle	14	8
281	A	La Salle	9	6
281	A	La Salle	7	8
284	H	Morehead St.	6	5
284	H	Morehead St.	8	1
294	N	UMES	14	0

Dayton

D
a
y
t
o
n

D
a
y
t
o
n

C
o
l
u
m
b
i
a

Columbia

RPI	S	Opponent	Score	
264	N	Lafayette	10	2
265	N	Quinnipiac	8	6
281	N	La Salle	5	1
288	H	Cornell	12	0
288	H	Cornell	12	4
288	H	Cornell	8	0

Columbia

C
o
l
u
m
b
i
a

C
o
l
u
m
b
i
a

Average RPI Win: 133		WON-LOST	WINNING	LAST 10	STRENGTH OF		OPP. STRENGTH	TEAM	ADJ	CONF.	ADJ CONF.
Average RPI Loss: 90		RECORD	PCT. RANK	GAMES	SCHEDULE		OF SCHEDULE	RPI	RPI	RPI	RPI
DIV. I ONLY		7-40-0	.14894	291	2-8-0		29	90	199	.45757	199
DIV. I NON-CONF.		3-22-0	.12	282	1-1-0		34	101	227	.44319	227
TOTALS		RPI 1-25	RPI 26-50		W-L RECORDS		RPI 51-100		RPI 101-150		RPI 150+
7-40-0		0-9-0	0-2-0		OVERALL		3-14-0		1-8-0		3-7-0
5-12-0		0-1-0	0-0-0		HOME		3-4-0		1-3-0		1-4-0
1-19-0		0-7-0	0-0-0		AWAY		0-7-0		0-5-0		1-0-0
1-9-0		0-1-0	0-2-0		NEUTRAL		0-3-0		0-0-0		1-3-0
3-22-0		0-6-0	0-2-0		NON-CONFERENCE		0-4-0		0-3-0		3-7-0
1-7-0		0-1-0	0-0-0		HOME		0-1-0		0-1-0		1-4-0
1-7-0		0-4-0	0-0-		AWAY		0-1-0		0-2-0		1-0-0
1-8-0		0-1-0	0-2-0		NEUTRAL		0-2-0		0-0-0		1-3-0
4-18-0		0-3-0	0-0-0		CONFERENCE		3-10-0		1-5-0		0-0-0
4-5-0		0-0-0	0-0-0		HOME		3-3-0		1-2-0		0-0-0
0-12-0		0-3-0	0-0-0		AWAY		0-6-0		0-3-0		0-0-0
0-1-0		0-0-0	0-0-0		NEUTRAL		0-1-0		0-0-0		0-0-0
RPI S	Opponent	Score	RPI S	Opponent	Score	RPI S	Opponent	Score	RPI S	Opponent	Score
2 N	UCLA	1 9	28 N	Virginia Tech	1 5	53 A	Troy	1 3	102 A	Coastal Caro.	0 5
8 A	Alabama	1 5	28 N	Virginia Tech	0 6	53 A	Troy	0 3	102 A	Coastal Caro.	3 6
18 A	South Carolina	3 7				53 A	Troy	1 2	102 A	Coastal Caro.	0 1
19 H	Auburn	1 12				57 N	Fresno St.	1 10	121 A	Hawaii	0 8
20 A	Louisiana	2 10				63 A	Texas St.	3 4	132 A	Samford	1 5
20 A	Louisiana	2 10				63 A	Texas St.	0 5	139 H	Hofstra	8 10
20 A	Louisiana	3 12				63 A	Texas St.	0 6	149 H	South Alabama	5 2
25 A	South Fla.	0 4				71 H	UT Arlington	3 2	149 H	South Alabama	6 14
25 A	South Fla.	2 6				71 H	UT Arlington	7 6	149 H	South Alabama	8 14
						71 H	UT Arlington	3 6	164 A	Kennesaw St.	3 2
						71 N	UT Arlington	1 9	164 H	Kennesaw St.	0 9
						75 N	DePaul	0 4	167 H	Fordham	5 4
						86 A	Georgia Tech	3 8	167 H	Fordham	4 5
						86 H	Georgia Tech	6 12	173 N	Mercer	0 6
						89 H	Appalachian St.	5 6	217 H	Western Caro.	4 5
						89 H	Appalachian St.	1 0	217 H	Western Caro.	3 6
						89 H	Appalachian St.	0 7	222 N	Eastern Ill.	9 2
									222 N	Eastern Ill.	4 8
									239 N	Saint Mary's (CA)	5 7
LAST 10 GAMES											
			149 H	South Alabama	6 14	20 A	Louisiana	2 10			
			149 H	South Alabama	5 2	20 A	Louisiana	3 12			
			63 A	Texas St.	0 6	20 A	Louisiana	2 10			
			217 H	Western Caro.	4 5	164 A	Kennesaw St.	3 2			
			167 H	Fordham	5 4	149 H	South Alabama	8 14			

Non-Div. I Games:

Georgia St.

Average RPI Win: 206		WON-LOST	WINNING	LAST 10	STRENGTH OF		OPP. STRENGTH	TEAM	ADJ		CONF.	ADJ CONF.							
Average RPI Loss: 145		RECORD	PCT. RANK	GAMES	SCHEDULE		OF SCHEDULE	RPI	RPI		RPI	RPI							
DIV. I ONLY		15-24-0	.38462	213	2-8-0		159	211	200		.45702	200	23	23					
DIV. I NON-CONF.		11-14-0	.44	170	0-1-0		233	186	209		.45505	205	23	25					
TOTALS		RPI 1-25	RPI 26-50		W-L RECORDS		RPI 51-100		RPI 101-150		RPI 150+								
15-24-0		0-1-0	0-2-0		OVERALL		1-2-0		3-6-0		11-13-0								
4-6-0		0-0-0	0-0-0		HOME		0-0-0		0-5-0		4-1-0								
7-12-0		0-1-0	0-2-0		AWAY		0-0-0		3-1-0		4-8-0								
4-6-0		0-0-0	0-0-0		NEUTRAL		1-2-0		0-0-0		3-4-0								
11-14-0		0-1-0	0-2-0		NON-CONFERENCE		1-2-0		1-0-0		9-9-0								
4-1-0		0-0-0	0-0-0		HOME		0-0-0		0-0-0		4-1-0								
3-7-0		0-1-0	0-0-		AWAY		0-0-0		1-0-0		2-4-0								
4-6-0		0-0-0	0-0-0		NEUTRAL		1-2-0		0-0-0		3-4-0								
4-10-0		0-0-0	0-0-0		CONFERENCE		0-0-0		2-6-0		2-4-0								
0-5-0		0-0-0	0-0-0		HOME		0-0-0		0-5-0		0-0-0								
4-5-0		0-0-0	0-0-0		AWAY		0-0-0		2-1-0		2-4-0								
0-0-0		0-0-0	0-0-0		NEUTRAL		0-0-0		0-0-0		0-0-0								
RPI	S	Opponent	Score		RPI	S	Opponent	Score		RPI	S	Opponent	Score						
14	A	James Madison	0	15	28	A	Virginia Tech	1	9	53	N	Troy	3	6					
					28	A	Virginia Tech	0	12	83	N	Rutgers	2	1					
										92	N	Iowa	5	8					
												109	H	UMass Lowell	3	4			
												109	H	UMass Lowell	3	6			
												109	H	UMass Lowell	2	3			
												115	H	Albany (NY)	4	7			
												115	H	Albany (NY)	5	13			
												128	A	Stony Brook	2	3			
												128	A	Stony Brook	6	3			
												128	A	Stony Brook	1	0			
												129	A	CSUN	7	5			
												154	A	Bucknell	7	8			
												155	N	Saint Joseph's	3	7			
												174	N	Western Mich.	5	8			
												177	A	Winthrop	7	2			
												177	A	Winthrop	5	11			
												177	A	Winthrop	2	7			
												179	A	Furman	2	11			
												179	A	Furman	11	9			
												181	H	Colgate	11	15			
												181	H	Colgate	13	5			
												216	A	UMBC	9	0			
												216	A	UMBC	0	8			
												216	A	UMBC	2	4			
					LAST 10 GAMES														
					244	A	Hartford	7	3	28	A	Virginia Tech	1	9	227	N	Bethune-Cookman	1	2
					244	A	Hartford	4	6	216	A	UMBC	9	0	236	N	CSU Bakersfield	9	3
					154	A	Bucknell	7	8	115	H	Albany (NY)	4	7	236	N	CSU Bakersfield	4	8
					128	A	Stony Brook	2	3	177	A	Winthrop	2	7	244	A	Hartford	2	9
					109	H	UMass Lowell	2	3	181	H	Colgate	13	5	244	A	Hartford	7	3

Non-Div. I Games:

Binghamton

RPI	S	Opponent	Score	
244	A	Hartford	4	6
254	N	Santa Clara	8	3
273	H	Incarnate Word	1	0
279	N	Morgan St.	13	5
288	H	Cornell	8	7
288	H	Cornell	10	1

Binghamton

B
i
n
g
h
a
m
t
o
n

B
i
n
g
h
a
m
t
o
n

Average RPI Win:	146	WON-LOST RECORD	WINNING PCT. RANK	LAST 10 GAMES	STRENGTH OF SCHEDULE	OPP. STRENGTH OF SCHEDULE	TEAM RPI	ADJ RPI	CONF. RPI	ADJ CONF. RPI	
DIV. I ONLY		8-35-0	.18605 287	2-8-0	44	140	206	.45606 201	13	12	
DIV. I NON-CONF.		6-25-0	.19355 265	0	64	131	224	.44573 220	12	11	
<hr/>											
TOTALS	RPI 1-25	RPI 26-50		W-L RECORDS	RPI 51-100		RPI 101-150		RPI 150+		
8-35-0	0-4-0	0-5-0		OVERALL	3-10-0		1-7-0		4-9-0		
2-8-0	0-0-0	0-3-0		HOME	1-3-0		0-1-0		1-1-0		
2-13-0	0-1-0	0-0-0		AWAY	1-5-0		1-4-0		0-3-0		
4-14-0	0-3-0	0-2-0		NEUTRAL	1-2-0		0-2-0		3-5-0		
<hr/>											
6-25-0	0-4-0	0-2-0		NON-CONFERENCE	1-6-0		1-4-0		4-9-0		
1-3-0	0-0-0	0-0-0		HOME	0-1-0		0-1-0		1-1-0		
1-8-0	0-1-0	0-0-		AWAY	0-3-0		1-1-0		0-3-0		
4-14-0	0-3-0	0-2-0		NEUTRAL	1-2-0		0-2-0		3-5-0		
<hr/>											
2-10-0	0-0-0	0-3-0		CONFERENCE	2-4-0		0-3-0		0-0-0		
1-5-0	0-0-0	0-3-0		HOME	1-2-0		0-0-0		0-0-0		
1-5-0	0-0-0	0-0-0		AWAY	1-2-0		0-3-0		0-0-0		
0-0-0	0-0-0	0-0-0		NEUTRAL	0-0-0		0-0-0		0-0-0		
<hr/>											
RPI S	Opponent	Score	RPI S	Opponent	Score	RPI S	Opponent	Score	RPI S	Opponent	Score
1 N	Oklahoma	0 8	37 N	Oregon	1 6	57 A	Fresno St.	1 3	101 A	San Diego St.	0 1
1 N	Oklahoma	1 12	45 N	Illinois	2 11	57 A	Fresno St.	2 6	111 N	Northern Ill.	0 8
2 A	UCLA	0 6	48 H	Cal St. Fullerton	1 3	64 N	Grand Canyon	4 1	113 N	Middle Tenn.	1 2
3 N	Arizona	1 9	48 H	Cal St. Fullerton	2 6	64 N	Grand Canyon	1 3	114 H	LIU Brooklyn	1 6
			48 H	Cal St. Fullerton	0 1	68 A	Loyola Marymount	2 3	121 A	Hawaii	1 3
						69 H	UC Davis	0 3	121 A	Hawaii	2 5
						69 H	UC Davis	3 1	121 A	Hawaii	1 4
						69 H	UC Davis	0 9	133 A	Sacramento St.	12 6
						70 H	California	0 11	191 N	California Baptist	7 5
						80 N	BYU	2 3	191 N	California Baptist	8 11
						81 A	Long Beach St.	6 2	191 N	California Baptist	1 5
						81 A	Long Beach St.	5 6	193 A	San Diego	1 2
						81 A	Long Beach St.	1 6	193 A	San Diego	1 8
									193 A	San Diego	0 1
									202 N	Army West Point	3 1
									211 N	Montana	11 6
									211 N	Montana	0 5
									217 H	Western Caro.	7 10
									217 H	Western Caro.	7 0
									236 N	CSU Bakersfield	3 4
									246 N	North Dakota	2 3
<hr/>											
			LAST 10 GAMES								
57 A	Fresno St.	1 3	48 H	Cal St. Fullerton	2 6						
3 N	Arizona	1 9	193 A	San Diego	1 2						
69 H	UC Davis	3 1	121 A	Hawaii	2 5						
217 H	Western Caro.	7 10	81 A	Long Beach St.	5 6						
81 A	Long Beach St.	1 6	81 A	Long Beach St.	6 2						

Non-Div. I Games:

UC Santa Barbara

Average RPI Win: 199		WON-LOST	WINNING	LAST 10	STRENGTH OF		OPP. STRENGTH	TEAM	ADJ		CONF.	ADJ CONF.
Average RPI Loss: 160		RECORD	PCT. RANK	GAMES	SCHEDULE		OF SCHEDULE	RPI	RPI		RPI	RPI
DIV. I ONLY		23-26-0	.46939	162	6-4-0		223	199	196		.45506	202
DIV. I NON-CONF.		15-19-0	.44118	168	2-2-0		182	215	191		.46456	197
TOTALS		RPI 1-25	RPI 26-50		W-L RECORDS		RPI 51-100		RPI 101-150		RPI 150+	
23-26-0		0-0-0	0-2-0		OVERALL		2-4-0		1-5-0		20-15-0	
5-6-0		0-0-0	0-0-0		HOME		0-0-0		0-0-0		5-6-0	
9-8-0		0-0-0	0-0-0		AWAY		0-1-0		1-3-0		8-4-0	
9-12-0		0-0-0	0-2-0		NEUTRAL		2-3-0		0-2-0		7-5-0	
15-19-0		0-0-0	0-2-0		NON-CONFERENCE		2-4-0		1-5-0		12-8-0	
1-1-0		0-0-0	0-0-0		HOME		0-0-0		0-0-0		1-1-0	
5-6-0		0-0-0	0-0-		AWAY		0-1-0		1-3-0		4-2-0	
9-12-0		0-0-0	0-2-0		NEUTRAL		2-3-0		0-2-0		7-5-0	
8-7-0		0-0-0	0-0-0		CONFERENCE		0-0-0		0-0-0		8-7-0	
4-5-0		0-0-0	0-0-0		HOME		0-0-0		0-0-0		4-5-0	
4-2-0		0-0-0	0-0-0		AWAY		0-0-0		0-0-0		4-2-0	
0-0-0		0-0-0	0-0-0		NEUTRAL		0-0-0		0-0-0		0-0-0	
RPI S	Opponent	Score	RPI S	Opponent	Score	RPI S	Opponent	Score	RPI S	Opponent	Score	
37 N	Oregon	0 11	81 A	Long Beach St.	2 4	103 N	South Dakota St.	1 5				
41 N	Ohio St.	0 4	83 N	Rutgers	4 12	115 A	Albany (NY)	3 2				
			85 N	Duke	10 0	115 A	Albany (NY)	8 12				
			94 N	Jacksonville St.	0 6	125 N	Providence	3 4				
			94 N	Jacksonville St.	11 6	129 A	CSUN	3 4				
			100 N	North Florida	0 3	129 A	CSUN	4 9				
						154 H	Bucknell	1 6				
						154 H	Bucknell	4 2				
						154 H	Bucknell	4 1				
						165 N	Central Mich.	1 2				
						169 A	Lehigh	3 4				
						169 A	Lehigh	5 3				
						169 A	Lehigh	11 3				
						170 N	Toledo	5 2				
						173 A	Mercer	5 7				
						173 A	Mercer	8 6				
						178 N	Monmouth	3 1				
						181 H	Colgate	9 10				
						181 H	Colgate	3 4				
						181 H	Colgate	2 4				
						189 H	Marist	1 5				
						189 H	Marist	6 0				
						198 N	Columbia	9 7				
						201 N	UC Santa Barbara	1 3				
						218 N	Saint Francis (PA)	9 1				
						224 N	Butler	3 6				
						224 N	Butler	8 3				
LAST 10 GAMES			LAST 10 GAMES			LAST 10 GAMES			LAST 10 GAMES			
269 H	Holy Cross	1 0	264 A	Lafayette	3 4	198 N	Columbia	9 7				
254 N	Santa Clara	8 0	115 A	Albany (NY)	3 2	201 N	UC Santa Barbara	1 3				
224 N	Butler	3 6	189 H	Marist	1 5	218 N	Saint Francis (PA)	9 1				
169 A	Lehigh	3 4	269 H	Holy Cross	2 1	224 N	Butler	3 6				
181 H	Colgate	3 4	245 A	Iona	10 1	224 N	Butler	8 3				

Non-Div. I Games:

Army West Point

RPI	S	Opponent	Score	
235	A	Siena	3	1
235	A	Siena	0	1
236	N	CSU Bakersfield	4	3
245	A	Iona	10	1
245	A	Iona	5	3
254	N	Santa Clara	4	6
254	N	Santa Clara	8	0
264	A	Lafayette	8	0
264	A	Lafayette	3	4
264	A	Lafayette	3	1
269	H	Holy Cross	2	1
269	H	Holy Cross	1	0
269	H	Holy Cross	0	2
281	N	La Salle	1	3

Army West Point

A
r
m
y
W
e
s
t
P
o
i
n
t

A
r
m
y
W
e
s
t
P
o
i
n
t

Average RPI Win: 203		WON-LOST	WINNING	LAST 10	STRENGTH OF		OPP. STRENGTH	TEAM	ADJ		CONF.	ADJ CONF.
Average RPI Loss: 127		RECORD	PCT. RANK	GAMES	SCHEDULE		OF SCHEDULE	RPI	RPI		RPI	RPI
DIV. I ONLY		17-33-0	.34	235	138		200	204	.45487		19	20
DIV. I NON-CONF.		6-23-0	.2069	261	168		202	255	.41615		22	22
TOTALS		RPI 1-25	RPI 26-50		W-L RECORDS		RPI 51-100		RPI 101-150		RPI 150+	
17-33-0		0-1-0	0-2-0		OVERALL		2-9-0		2-9-0		13-12-0	
9-18-0		0-0-0	0-2-0		HOME		1-4-0		1-4-0		7-8-0	
7-11-0		0-1-0	0-0-0		AWAY		1-5-0		1-2-0		5-3-0	
1-4-0		0-0-0	0-0-0		NEUTRAL		0-0-0		0-3-0		1-1-0	
6-23-0		0-1-0	0-2-0		NON-CONFERENCE		0-5-0		1-7-0		5-8-0	
5-13-0		0-0-0	0-2-0		HOME		0-2-0		1-4-0		4-5-0	
0-6-0		0-1-0	0-0-		AWAY		0-3-0		0-0-0		0-2-0	
1-4-0		0-0-0	0-0-0		NEUTRAL		0-0-0		0-3-0		1-1-0	
11-10-0		0-0-0	0-0-0		CONFERENCE		2-4-0		1-2-0		8-4-0	
4-5-0		0-0-0	0-0-0		HOME		1-2-0		0-0-0		3-3-0	
7-5-0		0-0-0	0-0-0		AWAY		1-2-0		1-2-0		5-1-0	
0-0-0		0-0-0	0-0-0		NEUTRAL		0-0-0		0-0-0		0-0-0	
RPI S	Opponent	Score	RPI S	Opponent	Score	RPI S	Opponent	Score	RPI S	Opponent	Score	
18 A	South Carolina	1 9	28 H	Virginia Tech	0 10	60 A	Longwood	2 6	102 H	Coastal Caro.	2 6	
			28 H	Virginia Tech	0 4	60 A	Longwood	3 4	108 N	Ohio	3 4	
						60 A	Longwood	3 2	108 N	Ohio	5 8	
						66 H	USC Upstate	5 4	109 H	UMass Lowell	0 5	
						66 H	USC Upstate	1 6	130 N	Kansas	0 6	
						66 H	USC Upstate	0 1	136 H	South Dakota	6 8	
						73 H	Marshall	0 10	136 H	South Dakota	2 8	
						79 A	NC State	0 6	143 H	UNCW	5 2	
						79 H	NC State	2 8	150 A	Campbell	1 9	
						85 A	Duke	5 9	150 A	Campbell	6 9	
						100 A	North Florida	3 11	150 A	Campbell	5 2	
									156 H	Radford	9 7	
									156 H	Radford	1 3	
									156 H	Radford	2 1	
									158 A	Col. of Charleston	4 5	
									158 H	Col. of Charleston	0 8	
									184 H	Gardner-Webb	3 8	
									184 H	Gardner-Webb	0 3	
									184 H	Gardner-Webb	10 3	
									190 A	Jacksonville	0 8	
									194 H	ETSU	0 12	
									194 H	ETSU	3 4	
									197 H	Dayton	9 1	
									197 H	Dayton	2 3	
									208 H	Detroit Mercy	10 2	
									233 N	Georgetown	1 3	
									238 A	Hampton	2 3	
LAST 10 GAMES												
85 A	Duke	5 9	150 A	Campbell	6 9	150 A	Campbell	6 9	197 H	Dayton	9 1	
28 H	Virginia Tech	0 10	60 A	Longwood	2 6	60 A	Longwood	2 6	197 H	Dayton	2 3	
136 H	South Dakota	2 8	266 A	Presbyterian	1 0	266 A	Presbyterian	1 0	208 H	Detroit Mercy	10 2	
66 H	USC Upstate	1 6	156 H	Radford	9 7	156 H	Radford	9 7	233 N	Georgetown	1 3	
238 A	Hampton	5 0	184 H	Gardner-Webb	3 8	184 H	Gardner-Webb	3 8	238 A	Hampton	2 3	

Non-Div. I Games:

Charleston So.

RPI	S	Opponent	Score	
238	A	Hampton	2	1
238	A	Hampton	5	0
242	H	Dartmouth	3	5
266	A	Presbyterian	7	0
266	A	Presbyterian	1	0
266	A	Presbyterian	8	3
271	N	Cleveland St.	5	4
294	H	UMES	10	2
294	H	UMES	5	1

Charleston So.

C
h
a
r
l
e
s
t
o
n
S
o
.

C
h
a
r
l
e
s
t
o
n
S
o
.

U
M
K
C

UMKC

RPI	S	Opponent	Score	
250	N	Maine	8	2
250	N	Maine	4	5
250	N	Maine	7	0
258	A	Alabama St.	2	7
266	N	Presbyterian	10	7
267	H	Omaha	8	0
283	A	Southern Utah	9	6
283	A	Southern Utah	10	3
284	N	Morehead St.	9	2
291	A	Howard	3	4
291	N	Howard	7	0
293	N	Grambling	7	0

[illegible]

Non-Div. I Games:

George Mason

RPI	S	Opponent	Score	
261	A	Rhode Island	2	3
261	A	Rhode Island	0	1
264	H	Lafayette	3	0
264	H	Lafayette	1	0
272	N	Akron	3	9
281	H	La Salle	0	1
281	H	La Salle	3	0
281	H	La Salle	1	0
285	H	Coppin St.	3	1
285	H	Coppin St.	6	0
288	H	Cornell	6	1

George Mason

G
e
o
r
g
e
M
a
s
o
n

G
e
o
r
g
e
M
a
s
o
n

Average RPI Win: 227		WON-LOST	WINNING	LAST 10	STRENGTH OF		OPP. STRENGTH	TEAM	ADJ	CONF.	ADJ CONF.
Average RPI Loss: 105		RECORD	PCT. RANK	GAMES	SCHEDULE		OF SCHEDULE	RPI	RPI	RPI	RPI
DIV. I ONLY		22-24-0	.47826	153	4-6-0		257	162	207	.45281	206
DIV. I NON-CONF.		14-11-0	.56	113	1-0-0		256	193	173	.47575	180
TOTALS		RPI 1-25	RPI 26-50		W-L RECORDS		RPI 51-100		RPI 101-150		RPI 150+
22-24-0		0-2-0	0-1-0		OVERALL		2-11-0		2-6-0		18-4-0
8-13-0		0-2-0	0-1-0		HOME		1-7-0		0-2-0		7-1-0
8-9-0		0-0-0	0-0-0		AWAY		1-4-0		1-3-0		6-2-0
6-2-0		0-0-0	0-0-0		NEUTRAL		0-0-0		1-1-0		5-1-0
14-11-0		0-2-0	0-1-0		NON-CONFERENCE		1-3-0		1-4-0		12-1-0
5-7-0		0-2-0	0-1-0		HOME		0-2-0		0-2-0		5-0-0
3-2-0		0-0-0	0-0-0		AWAY		1-1-0		0-1-0		2-0-0
6-2-0		0-0-0	0-0-0		NEUTRAL		0-0-0		1-1-0		5-1-0
8-13-0		0-0-0	0-0-0		CONFERENCE		1-8-0		1-2-0		6-3-0
3-6-0		0-0-0	0-0-0		HOME		1-5-0		0-0-0		2-1-0
5-7-0		0-0-0	0-0-0		AWAY		0-3-0		1-2-0		4-2-0
0-0-0		0-0-0	0-0-0		NEUTRAL		0-0-0		0-0-0		0-0-0
RPI S	Opponent	Score	RPI S	Opponent	Score	RPI S	Opponent	Score	RPI S	Opponent	Score
15 H	Ole Miss	3 18	33 H	Mississippi St.	3 4	58 A	Baylor	8 5	103 H	South Dakota St.	4 7
17 H	Oklahoma St.	1 16				59 H	Southeast Mo. St.	7 11	117 N	Ball St.	4 5
						74 H	Missouri St.	4 6	119 H	North Ala.	1 10
						82 H	Sam Houston St.	2 5	124 A	Memphis	0 1
						82 H	Sam Houston St.	2 10	136 N	South Dakota	9 1
						82 H	Sam Houston St.	1 3	148 A	Southeastern La.	4 5
						88 H	Nicholls St.	2 0	148 A	Southeastern La.	5 3
						88 H	Nicholls St.	2 8	148 A	Southeastern La.	2 3
						88 H	Nicholls St.	1 3	163 A	Lamar University	0 1
						93 A	McNeese	1 4	163 A	Lamar University	1 2
						93 A	McNeese	0 3	163 A	Lamar University	8 5
						93 A	McNeese	0 10	178 N	Monmouth	4 2
						96 A	Southern Miss.	4 12	183 N	Tennessee Tech	4 1
									205 N	George Mason	3 5
									225 A	La.-Monroe	7 3
									230 H	A&M-Corpus Christi	5 10
									230 H	A&M-Corpus Christi	11 3
									230 H	A&M-Corpus Christi	13 2
									265 N	Quinnipiac	6 5
									270 A	Mississippi Val.	4 0
									273 A	Incarnate Word	13 6
									273 A	Incarnate Word	6 1
									273 A	Incarnate Word	2 1
									277 H	Jackson St.	11 0
									277 N	Jackson St.	9 3
									277 N	Jackson St.	11 3
									285 H	Coppin St.	17 0
			LAST 10 GAMES			148 A	Southeastern La.	4 5			
			285 H	Coppin St.	17 0	93 A	McNeese	1 4			
			292 H	Ark.-Pine Bluff	15 6	88 H	Nicholls St.	2 0			
			277 H	Jackson St.	11 0	230 H	A&M-Corpus Christi	5 10			
			103 H	South Dakota St.	4 7	163 A	Lamar University	1 2			
			82 H	Sam Houston St.	2 10						

Non-Div. I Games: Lyon

6 7

Central Ark.

RPI	S	Opponent	Score	
292	H	Ark.-Pine Bluff	15	6
292	H	Ark.-Pine Bluff	3	2
292	H	Ark.-Pine Bluff	8	0

Central Ark.

C
e
n
t
r
a
l
A
r
k
.

C
e
n
t
r
a
l
A
r
k
.

Average RPI Win:		194	WON-LOST RECORD		WINNING PCT. RANK		LAST 10 GAMES		STRENGTH OF SCHEDULE		OPP. STRENGTH OF SCHEDULE		TEAM RPI		ADJ RPI		CONF. RPI		ADJ CONF. RPI				
Average RPI Loss:		107																					
DIV. I ONLY			15-29-0		.34091	233	2-8-0		160		117		208		.4528	207	11		10				
DIV. I NON-CONF.			12-13-0		.48	147	0		202		166		175		.47618	179	10		9				
TOTALS		RPI 1-25		RPI 26-50		W-L RECORDS		RPI 51-100		RPI 101-150		RPI 150+											
15-29-0		0-3-0		1-7-0		OVERALL		0-4-0		1-9-0		13-6-0											
2-8-0		0-0-0		0-3-0		HOME		0-0-0		1-4-0		1-1-0											
7-17-0		0-3-0		1-3-0		AWAY		0-4-0		0-4-0		6-3-0											
6-4-0		0-0-0		0-1-0		NEUTRAL		0-0-0		0-1-0		6-2-0											
12-13-0		0-0-0		1-4-0		NON-CONFERENCE		0-4-0		0-2-0		11-3-0											
1-1-0		0-0-0		0-0-0		HOME		0-0-0		0-0-0		1-1-0											
5-8-0		0-0-0		1-0-		AWAY		0-4-0		0-1-0		4-0-0											
6-4-0		0-0-0		0-1-0		NEUTRAL		0-0-0		0-1-0		6-2-0											
3-16-0		0-3-0		0-3-0		CONFERENCE		0-0-0		1-7-0		2-3-0											
1-7-0		0-0-0		0-3-0		HOME		0-0-0		1-4-0		0-0-0											
2-9-0		0-3-0		0-0-0		AWAY		0-0-0		0-3-0		2-3-0											
0-0-0		0-0-0		0-0-0		NEUTRAL		0-0-0		0-0-0		0-0-0											
RPI	S	Opponent		Score		RPI	S	Opponent		Score		RPI	S	Opponent		Score		RPI	S	Opponent		Score	
24	A	Drake		0 10		29	A	Louisville		0 3		55	A	Western Ky.		7 9		106	H	UNI		2 1	
24	A	Drake		0 8		29	A	Louisville		1 7		87	A	Purdue		6 9		106	H	UNI		3 10	
24	A	Drake		0 2		30	N	Missouri		1 11		87	A	Purdue		4 5		106	H	UNI		3 6	
						45	A	Illinois		9 2		98	A	Chattanooga		5 6		124	A	Memphis		2 3	
						45	A	Illinois		4 7								131	N	Belmont		2 7	
						47	H	Southern Ill.		4 10								135	H	Illinois St.		2 14	
						47	H	Southern Ill.		0 5								135	H	Illinois St.		1 8	
						47	H	Southern Ill.		1 5								137	A	Loyola Chicago		8 14	
																		137	A	Loyola Chicago		7 13	
																		137	A	Loyola Chicago		1 2	
																		170	N	Toledo		5 1	
																		176	A	Valparaiso		5 7	
																		176	A	Valparaiso		9 1	
																		176	A	Valparaiso		6 7	
																		183	N	Tennessee Tech		6 5	
																		192	A	Stetson		10 2	
																		192	A	Stetson		6 4	
																		197	N	Dayton		4 3	
																		214	A	Evansville		5 1	
																		214	A	Evansville		3 6	
																		222	A	Eastern Ill.		6 4	
																		222	A	Eastern Ill.		5 4	
																		224	N	Butler		5 0	
																		224	N	Butler		4 6	
																		248	H	IUPUI		9 2	
																		248	H	IUPUI		3 6	
																		248	N	IUPUI		3 8	
		LAST 10 GAMES																					
						176	A	Valparaiso		9 1		24	A	Drake		0 2							
						176	A	Valparaiso		5 7		87	A	Purdue		6 9							
						176	A	Valparaiso		6 7		87	A	Purdue		4 5							
						222	A	Eastern Ill.		5 4		45	A	Illinois		4 7							
						24	A	Drake		0 8		45	A	Illinois		9 2							

Non-Div. I Games:

Indiana St.

Indianast.

Indianast.

Indiana St.

D
e
t
r
o
i
t
M
e
r
c
y

Detroit Mercy

RPI	S	Opponent	Score	
237	N	Northern Colo.	4	1
243	A	Wright St.	10	2
243	A	Wright St.	8	2
243	A	Wright St.	4	3
251	N	Manhattan	2	13
253	N	Purdue Fort Wayne	5	3
256	H	Oakland	6	7
256	H	Oakland	4	3
256	H	Oakland	8	0
262	A	Green Bay	6	4
262	A	Green Bay	2	0
262	A	Green Bay	3	5
266	N	Presbyterian	11	1
271	A	Cleveland St.	5	3
271	A	Cleveland St.	2	0
271	A	Cleveland St.	3	2
288	N	Cornell	5	0

Detroit Mercy

D
e
t
r
o
i
t
M
e
r
c
y

D
e
t
r
o
i
t
M
e
r
c
y

Average RPI Win:	227	WON-LOST RECORD	WINNING PCT. RANK	LAST 10 GAMES	STRENGTH OF SCHEDULE	OPP. STRENGTH OF SCHEDULE	TEAM RPI	ADJ RPI	CONF. RPI	ADJ CONF. RPI	
DIV. I ONLY	28-17-1	.61957	77	5-5-0	279	250	192	.4508	209	12	13
DIV. I NON-CONF.	19-11-1	.62903	81	3-1-0	296	287	236	.42001	245	13	13
TOTALS	RPI 1-25	RPI 26-50	W-L RECORDS		RPI 51-100	RPI 101-150	RPI 150+				
28-17-1	0-0-0	0-0-0	OVERALL		1-2-0	4-7-0	23-8-1				
12-5-1	0-0-0	0-0-0	HOME		1-2-0	1-2-0	10-1-1				
8-3-0	0-0-0	0-0-0	AWAY		0-0-0	2-1-0	6-2-0				
8-9-0	0-0-0	0-0-0	NEUTRAL		0-0-0	1-4-0	7-5-0				
19-11-1	0-0-0	0-0-0	NON-CONFERENCE		0-0-0	1-4-0	18-7-1				
5-0-1	0-0-0	0-0-0	HOME		0-0-0	0-0-0	5-0-1				
6-2-0	0-0-0	0-0-	AWAY		0-0-0	0-0-0	6-2-0				
8-9-0	0-0-0	0-0-0	NEUTRAL		0-0-0	1-4-0	7-5-0				
9-6-0	0-0-0	0-0-0	CONFERENCE		1-2-0	3-3-0	5-1-0				
7-5-0	0-0-0	0-0-0	HOME		1-2-0	1-2-0	5-1-0				
2-1-0	0-0-0	0-0-0	AWAY		0-0-0	2-1-0	0-0-0				
0-0-0	0-0-0	0-0-0	NEUTRAL		0-0-0	0-0-0	0-0-0				
RPI	S	Opponent	Score	RPI	S	Opponent	Score	RPI	S	Opponent	Score
						78 H Elon	10 13			115 N Albany (NY)	0 2
						78 H Elon	4 5			115 N Albany (NY)	5 6
						78 H Elon	15 4			131 N Belmont	1 16
										136 N South Dakota	20 5
										136 N South Dakota	8 11
										139 H Hofstra	8 9
										139 H Hofstra	3 4
										139 H Hofstra	8 7
										143 A UNCW	8 6
										143 A UNCW	0 1
										143 A UNCW	12 0
										158 H Col. of Charleston	5 3
										158 H Col. of Charleston	8 5
										158 H Col. of Charleston	2 11
										181 N Colgate	5 3
										185 H Delaware	9 2
										185 H Delaware	5 2
										185 H Delaware	5 4
										208 N Detroit Mercy	0 1
										224 N Butler	2 3
										235 N Siena	10 3
										238 A Hampton	2 5
										240 N Bryant	3 2
										240 N Bryant	16 3
										241 A Norfolk St.	10 2
										261 N Rhode Island	6 12
										264 H Lafayette	7 6
LAST 10 GAMES											
						139 H Hofstra	3 4			275 H Fairleigh Dickinson	5 1
						185 H Delaware	5 2			296 H Saint Peter's	18 0
						158 H Col. of Charleston	5 3			78 H Elon	4 5
						286 A Delaware St.	9 3			285 A Coppin St.	7 1
						281 A La Salle	8 13			143 A UNCW	12 0

Non-Div. I Games:

Drexel

RPI	S	Opponent	Score	
264	H	Lafayette	8	8
269	N	Holy Cross	0	6
272	N	Akron	4	8
275	H	Fairleigh Dickinson	5	1
275	H	Fairleigh Dickinson	3	2
281	A	La Salle	6	5
281	A	La Salle	8	13
285	A	Coppin St.	7	1
285	A	Coppin St.	17	2
286	A	Delaware St.	9	3
286	A	Delaware St.	11	1
288	N	Cornell	11	0
296	H	Saint Peter's	18	0
296	H	Saint Peter's	10	3
296	N	Saint Peter's	10	0
297	N	South Carolina St.	9	1

Drexel

D
r
e
x
e
l

D
r
e
x
e
l

Non-Div. I Games:

Penn

RPI	S	Opponent	Score	
281	H	La Salle	5	0
281	H	La Salle	3	0
288	A	Cornell	12	7
288	A	Cornell	14	0
288	A	Cornell	8	0
289	H	Rider	2	5

Penn

P
e
n
n

P
e
n
n

Average RPI Win: 201		WON-LOST	WINNING	LAST 10	STRENGTH OF		OPP. STRENGTH	TEAM	ADJ		CONF.	ADJ CONF.			
Average RPI Loss: 114		RECORD	PCT. RANK	GAMES	SCHEDULE		OF SCHEDULE	RPI	RPI		RPI	RPI			
DIV. I ONLY		14-29-0	.32558	239	5-5-0		149	161	212		.44998	211			
DIV. I NON-CONF.		10-21-0	.32258	230	0		131	128	202		.45798	204			
TOTALS		RPI 1-25	RPI 26-50		W-L RECORDS		RPI 51-100		RPI 101-150		RPI 150+				
14-29-0		0-1-0	0-5-0		OVERALL		0-8-0		3-7-0		11-8-0				
9-4-0		0-0-0	0-0-0		HOME		0-1-0		3-0-0		6-3-0				
1-13-0		0-0-0	0-3-0		AWAY		0-4-0		0-6-0		1-0-0				
4-12-0		0-1-0	0-2-0		NEUTRAL		0-3-0		0-1-0		4-5-0				
10-21-0		0-1-0	0-5-0		NON-CONFERENCE		0-8-0		3-1-0		7-6-0				
5-2-0		0-0-0	0-0-0		HOME		0-1-0		3-0-0		2-1-0				
1-7-0		0-0-0	0-0-		AWAY		0-4-0		0-0-0		1-0-0				
4-12-0		0-1-0	0-2-0		NEUTRAL		0-3-0		0-1-0		4-5-0				
4-8-0		0-0-0	0-0-0		CONFERENCE		0-0-0		0-6-0		4-2-0				
4-2-0		0-0-0	0-0-0		HOME		0-0-0		0-0-0		4-2-0				
0-6-0		0-0-0	0-0-0		AWAY		0-0-0		0-6-0		0-0-0				
0-0-0		0-0-0	0-0-0		NEUTRAL		0-0-0		0-0-0		0-0-0				
RPI S	Opponent	Score		RPI S	Opponent	Score		RPI S	Opponent	Score		RPI S	Opponent	Score	
10 N	Northwestern	0	4	26 A	Stanford	3	7	57 A	Fresno St.	0	6	117 N	Ball St.	1	9
				26 A	Stanford	0	8	57 A	Fresno St.	0	8	120 H	Nevada	4	3
				39 N	North Dakota St.	2	5	63 N	Texas St.	3	11	120 H	Nevada	6	5
				46 A	San Jose St.	2	4	63 N	Texas St.	5	7	120 H	Nevada	5	4
				46 N	San Jose St.	5	6	69 A	UC Davis	1	2	127 A	Weber St.	2	5
								69 H	UC Davis	4	10	127 A	Weber St.	1	2
								76 N	Bradley	6	7	127 A	Weber St.	0	5
								90 A	New Mexico St.	3	6	133 A	Sacramento St.	1	9
												133 A	Sacramento St.	5	8
												133 A	Sacramento St.	4	6
												162 N	Utah St.	1	11
												175 N	Cal Poly	4	2
												191 N	California Baptist	1	10
												196 H	Idaho St.	4	3
												196 H	Idaho St.	2	3
												196 H	Idaho St.	1	6
												201 N	UC Santa Barbara	6	11
												201 N	UC Santa Barbara	5	0
												223 H	Portland St.	7	4
												223 H	Portland St.	11	7
												223 H	Portland St.	9	1
				LAST 10 GAMES								234 H	Utah Valley	8	12
				234 H	Utah Valley	10	3	127 A	Weber St.	1	2	234 H	Utah Valley	10	3
				127 A	Weber St.	2	5	127 A	Weber St.	0	5	234 H	Utah Valley	5	4
				223 H	Portland St.	11	7	223 H	Portland St.	7	4	236 N	CSU Bakersfield	7	3
				133 A	Sacramento St.	5	8	223 H	Portland St.	9	1	236 N	CSU Bakersfield	2	3
				196 H	Idaho St.	1	6	133 A	Sacramento St.	4	6	246 N	North Dakota	2	6

Non-Div. I Games: Carroll (MT) 5 1 Carroll (MT) 7 2

Montana

RPI	S	Opponent	Score	
254	A	Santa Clara	5	1
254	N	Santa Clara	3	0

Montana

M
o
n
t
a
n
a

M
o
n
t
a
n
a

Average RPI Win:		216	WON-LOST RECORD		WINNING PCT. RANK	LAST 10 GAMES		STRENGTH OF SCHEDULE		OPP. STRENGTH OF SCHEDULE	TEAM RPI	ADJ RPI	CONF. RPI	ADJ CONF. RPI			
Average RPI Loss:		131															
DIV. I ONLY			10-24-0		.29412	247	4-6-0		93	246	211	.44951	212	15	16		
DIV. I NON-CONF.			7-11-0		.38889	204	2-0-0		175	277	215	.44528	222	16	16		
TOTALS		RPI 1-25		RPI 26-50		W-L RECORDS		RPI 51-100		RPI 101-150		RPI 150+					
10-24-0		0-1-0		0-0-0		OVERALL		1-8-0		1-7-0		8-8-0					
5-14-0		0-0-0		0-0-0		HOME		1-6-0		0-1-0		4-7-0					
1-5-0		0-0-0		0-0-0		AWAY		0-0-0		1-5-0		0-0-0					
4-5-0		0-1-0		0-0-0		NEUTRAL		0-2-0		0-1-0		4-1-0					
7-11-0		0-1-0		0-0-0		NON-CONFERENCE		0-3-0		0-2-0		7-5-0					
3-6-0		0-0-0		0-0-0		HOME		0-1-0		0-1-0		3-4-0					
0-0-0		0-0-0		0-0-		AWAY		0-0-0		0-0-0		0-0-0					
4-5-0		0-1-0		0-0-0		NEUTRAL		0-2-0		0-1-0		4-1-0					
3-13-0		0-0-0		0-0-0		CONFERENCE		1-5-0		1-5-0		1-3-0					
2-8-0		0-0-0		0-0-0		HOME		1-5-0		0-0-0		1-3-0					
1-5-0		0-0-0		0-0-0		AWAY		0-0-0		1-5-0		0-0-0					
0-0-0		0-0-0		0-0-0		NEUTRAL		0-0-0		0-0-0		0-0-0					
RPI	S	Opponent		Score		RPI	S	Opponent		Score		RPI	S	Opponent		Score	
19	N	Auburn		4 11													
								55 N Western Ky.		0 5		104	A	Austin Peay		1 9	
								59 H Southeast Mo. St.		1 11		104	A	Austin Peay		1 4	
								59 H Southeast Mo. St.		0 8		110	A	Murray St.		1 7	
								65 N Louisiana Tech		4 5		110	A	Murray St.		2 1	
								89 H Appalachian St.		9 10		113	H	Middle Tenn.		2 9	
								94 H Jacksonville St.		2 4		131	A	Belmont		1 9	
								94 H Jacksonville St.		0 8		131	A	Belmont		5 10	
								97 H Eastern Ky.		1 0		149	N	South Alabama		1 9	
								97 H Eastern Ky.		0 2		182	H	UT Martin		2 6	
												182	H	UT Martin		0 5	
												183	H	Tennessee Tech		3 2	
												183	H	Tennessee Tech		5 11	
												187	N	Florida A&M		4 3	
												189	H	Marist		2 6	
												194	H	ETSU		4 3	
												219	N	Prairie View		1 4	
												223	H	Portland St.		4 5	
												250	H	Maine		3 9	
												250	H	Maine		1 6	
												258	N	Alabama St.		4 1	
												276	H	Alabama A&M		9 4	
												276	H	Alabama A&M		10 2	
												286	N	Delaware St.		8 7	
												290	N	Savannah St.		9 4	
						LAST 10 GAMES											
						94	H	Jacksonville St.		2 4		194	H	ETSU		4 3	
						94	H	Jacksonville St.		0 8		223	H	Portland St.		4 5	
						286	N	Delaware St.		8 7		104	A	Austin Peay		1 4	
						290	N	Savannah St.		9 4		97	H	Eastern Ky.		0 2	
						89	H	Appalachian St.		9 10		182	H	UT Martin		0 5	

Non-Div. I Games:

Tennessee St.

[illegible]

Non-Div. I Games:

Princeton

Average RPI Win: 193		WON-LOST	WINNING	LAST 10	STRENGTH OF		OPP. STRENGTH	TEAM	ADJ		CONF.	ADJ CONF.
Average RPI Loss: 138		RECORD	PCT. RANK	GAMES	SCHEDULE		OF SCHEDULE	RPI	RPI		RPI	RPI
DIV. I ONLY		16-25-0	.39024	209	4-6-0		187	212	216		.44833	214
DIV. I NON-CONF.		10-13-0	.43478	176	0		244	280	231		.43531	230
TOTALS		RPI 1-25	RPI 26-50		W-L RECORDS		RPI 51-100		RPI 101-150		RPI 150+	
16-25-0		0-0-0	0-3-0		OVERALL		3-5-0		3-7-0		10-10-0	
3-9-0		0-0-0	0-0-0		HOME		0-2-0		2-4-0		1-3-0	
6-8-0		0-0-0	0-3-0		AWAY		3-0-0		1-3-0		2-2-0	
7-8-0		0-0-0	0-0-0		NEUTRAL		0-3-0		0-0-0		7-5-0	
10-13-0		0-0-0	0-0-0		NON-CONFERENCE		0-3-0		1-1-0		9-9-0	
0-2-0		0-0-0	0-0-0		HOME		0-0-0		0-0-0		0-2-0	
3-3-0		0-0-0	0-0-		AWAY		0-0-0		1-1-0		2-2-0	
7-8-0		0-0-0	0-0-0		NEUTRAL		0-3-0		0-0-0		7-5-0	
6-12-0		0-0-0	0-3-0		CONFERENCE		3-2-0		2-6-0		1-1-0	
3-7-0		0-0-0	0-0-0		HOME		0-2-0		2-4-0		1-1-0	
3-5-0		0-0-0	0-3-0		AWAY		3-0-0		0-2-0		0-0-0	
0-0-0		0-0-0	0-0-0		NEUTRAL		0-0-0		0-0-0		0-0-0	
RPI S	Opponent	Score	RPI S	Opponent	Score	RPI S	Opponent	Score	RPI S	Opponent	Score	
			47 A	Southern Ill.	1 2	55 N	Western Ky.	0 8	106 A	UNI	6 11	
			47 A	Southern Ill.	3 6	74 A	Missouri St.	5 4	106 A	UNI	0 8	
			47 A	Southern Ill.	0 2	74 A	Missouri St.	11 7	108 A	Ohio	0 5	
						74 A	Missouri St.	3 1	132 A	Samford	4 3	
						75 N	DePaul	1 9	135 H	Illinois St.	1 8	
						76 H	Bradley	1 3	135 H	Illinois St.	8 16	
						76 H	Bradley	2 4	135 H	Illinois St.	0 11	
						83 N	Rutgers	1 9	137 H	Loyola Chicago	9 1	
									137 H	Loyola Chicago	6 9	
									137 H	Loyola Chicago	5 3	
									182 H	UT Martin	1 9	
									183 A	Tennessee Tech	0 7	
									186 N	Creighton	4 2	
									188 N	Houston Baptist	2 6	
									194 A	ETSU	2 1	
									194 A	ETSU	6 5	
									194 A	ETSU	1 5	
									207 H	Indiana St.	6 3	
									207 H	Indiana St.	1 5	
									208 N	Detroit Mercy	3 4	
									215 N	Saint Louis	2 6	
									224 H	Butler	1 7	
									224 N	Butler	4 9	
									235 N	Siena	7 4	
									253 N	Purdue Fort Wayne	1 3	
									262 N	Green Bay	5 4	
									295 N	Southern U.	3 1	
LAST 10 GAMES												
			47 A	Southern Ill.	3 6	235 N	Siena	7 4				
			182 H	UT Martin	1 9	108 A	Ohio	0 5				
			183 A	Tennessee Tech	0 7	215 N	Saint Louis	2 6				
			194 A	ETSU	2 1	295 N	Southern U.	5 4				
			194 A	ETSU	1 5	295 N	Southern U.	3 1				

Non-Div. I Games:

Evansville

RPI	S	Opponent	Score	
295	N	Southern U.	4	2
295	N	Southern U.	8	0
295	N	Southern U.	5	4

Evansville

E
v
a
n
s
v
i
l
l
e

E
v
a
n
s
v
i
l
l
e

Average RPI Win: 237		WON-LOST RECORD		WINNING PCT. RANK		LAST 10 GAMES		STRENGTH OF SCHEDULE		OPP. STRENGTH OF SCHEDULE		TEAM RPI		ADJ RPI		CONF. RPI		ADJ CONF. RPI	
DIV. I ONLY		13-29-0		.30952	245	4-6-0		122		237		220		.44799	215	26		26	
DIV. I NON-CONF.		6-20-0		.23077	255	1-1-0		79		190		225		.44475	223	26		26	
TOTALS		RPI 1-25		RPI 26-50		W-L RECORDS		RPI 51-100		RPI 101-150		RPI 150+							
13-29-0		0-2-0		0-2-0		OVERALL		0-3-0		1-7-0		12-15-0							
11-6-0		0-0-0		0-1-0		HOME		0-0-0		1-3-0		10-2-0							
1-13-0		0-0-0		0-0-0		AWAY		0-2-0		0-1-0		1-10-0							
1-10-0		0-2-0		0-1-0		NEUTRAL		0-1-0		0-3-0		1-3-0							
6-20-0		0-2-0		0-2-0		NON-CONFERENCE		0-3-0		0-6-0		6-7-0							
4-3-0		0-0-0		0-1-0		HOME		0-0-0		0-2-0		4-0-0							
1-7-0		0-0-0		0-0-		AWAY		0-2-0		0-1-0		1-4-0							
1-10-0		0-2-0		0-1-0		NEUTRAL		0-1-0		0-3-0		1-3-0							
7-9-0		0-0-0		0-0-0		CONFERENCE		0-0-0		1-1-0		6-8-0							
7-3-0		0-0-0		0-0-0		HOME		0-0-0		1-1-0		6-2-0							
0-6-0		0-0-0		0-0-0		AWAY		0-0-0		0-0-0		0-6-0							
0-0-0		0-0-0		0-0-0		NEUTRAL		0-0-0		0-0-0		0-0-0							
RPI	S	Opponent		Score		RPI	S	Opponent		Score		RPI	S	Opponent		Score			
16	N	Kentucky		0	10	47	H	Southern Ill.		0	6	103	N	South Dakota St.		0	6		
24	N	Drake		1	7	47	N	Southern Ill.		0	10	59	A	Southeast Mo. St.		3	4		
												74	A	Missouri St.		0	6		

Non-Div. I Games:

Saint Louis

RPI	S	Opponent	Score	
243	N	Wright St.	9	10
261	H	Rhode Island	10	2
261	H	Rhode Island	10	8
261	H	Rhode Island	8	6
267	H	Omaha	7	2
281	H	La Salle	11	2
281	H	La Salle	4	1
281	H	La Salle	11	3

Saint Louis

UMBC

Average RPI Win: 249		WON-LOST RECORD	WINNING PCT. RANK	LAST 10 GAMES	STRENGTH OF SCHEDULE	OPP. STRENGTH OF SCHEDULE	TEAM RPI	ADJ RPI		CONF. RPI	ADJ CONF. RPI	
Average RPI Loss: 157												
DIV. I ONLY		23-18-0	.56098 108	5-5-0	276	259	218	.44772	216	23	23	
DIV. I NON-CONF.		19-10-0	.65517 67	4-0-0	292	275	207	.4547	207	23	25	
<hr/>												
TOTALS		RPI 1-25		RPI 26-50		W-L RECORDS		RPI 51-100		RPI 101-150		RPI 150+
23-18-0		0-0-0		0-0-0		OVERALL		0-1-0		2-9-0		21-8-0
14-4-0		0-0-0		0-0-0		HOME		0-0-0		0-1-0		14-3-0
3-10-0		0-0-0		0-0-0		AWAY		0-1-0		1-8-0		2-1-0
6-4-0		0-0-0		0-0-0		NEUTRAL		0-0-0		1-0-0		5-4-0
19-10-0		0-0-0		0-0-0		NON-CONFERENCE		0-1-0		2-3-0		17-6-0
10-1-0		0-0-0		0-0-0		HOME		0-0-0		0-0-0		10-1-0
3-5-0		0-0-0		0-0-		AWAY		0-1-0		1-3-0		2-1-0
6-4-0		0-0-0		0-0-0		NEUTRAL		0-0-0		1-0-0		5-4-0
4-8-0		0-0-0		0-0-0		CONFERENCE		0-0-0		0-6-0		4-2-0
4-3-0		0-0-0		0-0-0		HOME		0-0-0		0-1-0		4-2-0
0-5-0		0-0-0		0-0-0		AWAY		0-0-0		0-5-0		0-0-0
0-0-0		0-0-0		0-0-0		NEUTRAL		0-0-0		0-0-0		0-0-0
RPI	S	Opponent	Score	RPI	S	Opponent	Score	RPI	S	Opponent	Score	

Non-Div. I Games:

UMBC

RPI	S	Opponent	Score	
268	N	Canisius	4	0
268	N	Canisius	8	0
282	N	N.C. A&T	1	6
282	N	N.C. A&T	9	1
285	H	Coppin St.	11	3
285	H	Coppin St.	5	2
286	H	Delaware St.	10	9
286	H	Delaware St.	2	0
288	N	Cornell	10	0
294	A	UMES	5	3
294	A	UMES	13	0
294	H	UMES	10	1
294	H	UMES	11	3

UMBC

U
M
B
C

U
M
B
C

Average RPI Win:	178	WON-LOST	WINNING	LAST 10	STRENGTH OF	OPP. STRENGTH	TEAM	ADJ	CONF.	ADJ CONF.	
Average RPI Loss:	150	RECORD	PCT. RANK	GAMES	SCHEDULE	OF SCHEDULE	RPI	RPI	RPI	RPI	
DIV. I ONLY	17-26-0	.39535	205	4-6-0	204	185	215	.44766	217	14	14
DIV. I NON-CONF.	13-16-0	.44828	160	1-1-0	250	188	211	.44905	214	14	15
<hr/>											
TOTALS	RPI 1-25	RPI 26-50		W-L RECORDS		RPI 51-100		RPI 101-150		RPI 150+	
17-26-0	0-0-0	0-2-0		OVERALL		4-7-0		1-2-0		12-15-0	
4-7-0	0-0-0	0-0-0		HOME		0-0-0		1-2-0		3-5-0	
12-13-0	0-0-0	0-0-0		AWAY		3-7-0		0-0-0		9-6-0	
1-6-0	0-0-0	0-2-0		NEUTRAL		1-0-0		0-0-0		0-4-0	
<hr/>											
13-16-0	0-0-0	0-2-0		NON-CONFERENCE		2-4-0		0-0-0		11-10-0	
3-2-0	0-0-0	0-0-0		HOME		0-0-0		0-0-0		3-2-0	
9-8-0	0-0-0	0-0-		AWAY		1-4-0		0-0-0		8-4-0	
1-6-0	0-0-0	0-2-0		NEUTRAL		1-0-0		0-0-0		0-4-0	
<hr/>											
4-10-0	0-0-0	0-0-0		CONFERENCE		2-3-0		1-2-0		1-5-0	
1-5-0	0-0-0	0-0-0		HOME		0-0-0		1-2-0		0-3-0	
3-5-0	0-0-0	0-0-0		AWAY		2-3-0		0-0-0		1-2-0	
0-0-0	0-0-0	0-0-0		NEUTRAL		0-0-0		0-0-0		0-0-0	
<hr/>											
RPI	S	Opponent	Score	RPI	S	Opponent	Score	RPI	S	Opponent	Score
				42	N	Oregon St.	0 2				
				42	N	Oregon St.	0 7				
								66	A	USC Upstate	0 8
								66	A	USC Upstate	0 5
								68	A	Loyola Marymount	3 2
								68	A	Loyola Marymount	0 8
								72	A	UNC Greensboro	4 3
								72	A	UNC Greensboro	8 3
								86	A	Georgia Tech	6 9
								94	N	Jacksonville St.	8 6
								98	A	Chattanooga	0 3
								98	A	Chattanooga	0 6
								98	A	Chattanooga	5 6

Non-Div. I Games:

Western Caro.

RPI	S	Opponent	Score	
274	A	N.C. Central	3	2
274	A	N.C. Central	6	3
276	N	Alabama A&M	1	4

Western Caro.

W
e
s
t
e
r
n
C
a
r
o
.

W
e
s
t
e
r
n
C
a
r
o
.

Average RPI Win: 215		WON-LOST RECORD		WINNING PCT. RANK		LAST 10 GAMES		STRENGTH OF SCHEDULE		OPP. STRENGTH OF SCHEDULE		TEAM RPI		ADJ RPI		CONF. RPI		ADJ CONF. RPI	
DIV. I ONLY		20-26-0		.43478	187	5-5-0		228		222		223		.44754	218	27		28	
DIV. I NON-CONF.		13-21-0		.38235	207	1-1-0		214		198		219		.44724	218	27		29	
TOTALS		RPI 1-25		RPI 26-50		W-L RECORDS		RPI 51-100		RPI 101-150		RPI 150+							
20-26-0		0-1-0		0-1-0		OVERALL		1-1-0		2-5-0		17-18-0							
4-4-0		0-0-0		0-0-0		HOME		0-0-0		0-0-0		4-4-0							
7-9-0		0-1-0		0-1-0		AWAY		0-0-0		1-2-0		6-5-0							
9-13-0		0-0-0		0-0-0		NEUTRAL		1-1-0		1-3-0		7-9-0							
13-21-0		0-1-0		0-1-0		NON-CONFERENCE		1-1-0		2-5-0		10-13-0							
1-1-0		0-0-0		0-0-0		HOME		0-0-0		0-0-0		1-1-0							
3-7-0		0-1-0		0-0-		AWAY		0-0-0		1-2-0		2-3-0							
9-13-0		0-0-0		0-0-0		NEUTRAL		1-1-0		1-3-0		7-9-0							
7-5-0		0-0-0		0-0-0		CONFERENCE		0-0-0		0-0-0		7-5-0							
3-3-0		0-0-0		0-0-0		HOME		0-0-0		0-0-0		3-3-0							
4-2-0		0-0-0		0-0-0		AWAY		0-0-0		0-0-0		4-2-0							
0-0-0		0-0-0		0-0-0		NEUTRAL		0-0-0		0-0-0		0-0-0							
RPI	S	Opponent		Score		RPI	S	Opponent		Score		RPI	S	Opponent		Score			
8	A	Alabama		1	3	44	A	Indiana		6	13	87	N	Purdue		2	6		
												96	N	Southern Miss.		1	0		
														103 N South Dakota St.		2	7		
														108 N Ohio		6	17		
														108 N Ohio		19	18		
														122 A East Carolina		5	7		
														125 N Providence		1	2		
														146 A Penn St.		7	8		
														146 A Penn St.		17	13		
														153 N Villanova		0	7		
														160 A Ga. Southern		10	1		
														160 A Ga. Southern		5	6		
														168 N Michigan St.		2	8		
														168 N Michigan St.		0	8		
														170 N Toledo		9	7		
														170 N Toledo		0	11		
														174 N Western Mich.		8	10		
														177 N Winthrop		5	4		
														182 N UT Martin		1	3		
														184 A Gardner-Webb		1	2		
														194 N ETSU		16	10		
														194 N ETSU		6	15		
														195 H Pittsburgh		11	3		
														195 H Pittsburgh		4	6		
														202 N Army West Point		1	9		
														205 A George Mason		5	6		
														205 A George Mason		12	8		
														228 N Bowling Green		7	8		
														228 N Bowling Green		12	7		
LAST 10 GAMES				195	H	Pittsburgh		11	3	205	A	George Mason		5	6	202	N	Army West Point	
				195	H	Pittsburgh		4	6	252	H	Robert Morris		4	12	205	A	George Mason	
				259	A	Central Conn. St.		12	6	146	A	Penn St.		17	13	205	A	George Mason	
				240	A	Bryant		5	4	260	H	Wagner		8	4	228	N	Bowling Green	
				240	A	Bryant		3	7	249	A	Mt. St. Mary's		10	7	228	N	Bowling Green	

Non-Div. I Games:

Saint Francis (PA)

RPI	S	Opponent	Score	
231	H	Sacred Heart	2	4
231	H	Sacred Heart	1	3
240	A	Bryant	3	7
240	A	Bryant	5	4
249	A	Mt. St. Mary's	1	9
249	A	Mt. St. Mary's	10	7
252	H	Robert Morris	6	5
252	H	Robert Morris	4	12
259	A	Central Conn. St.	12	1
259	A	Central Conn. St.	12	6
260	H	Wagner	8	4
260	H	Wagner	6	4
271	N	Cleveland St.	9	3
271	N	Cleveland St.	5	0
290	N	Savannah St.	7	1

Saint Francis (PA)(
P
A
)

S
a
i
n
t
F
r
a
n
c
i
s
(
P
A
)

[illegible]

Non-Div. I Games:

Prairie View

RPI	S	Opponent	Score	
295	H	Southern U.	0	2
295	H	Southern U.	4	3
295	H	Southern U.	8	0

Prairie View

P
r
a
i
r
i
e
V
i
e
w

P
r
a
i
r
i
e
V
i
e
w

Average RPI Win:		224	WON-LOST		WINNING		LAST 10		STRENGTH OF		OPP. STRENGTH		TEAM		ADJ		CONF.		ADJ CONF.				
Average RPI Loss:		116	RECORD		PCT. RANK		GAMES		SCHEDULE		OF SCHEDULE		RPI		RPI		RPI		RPI				
DIV. I ONLY			15-27-0		.35714	222	1-9-0		183		182		221		.44735	220	22		22				
DIV. I NON-CONF.			14-19-0		.42424	185	0-1-0		144		189		172		.47766	175	21		21				
TOTALS		RPI 1-25		RPI 26-50		W-L RECORDS		RPI 51-100		RPI 101-150		RPI 150+											
15-27-0		0-1-0		0-8-0		OVERALL		0-5-0		1-3-0		14-10-0											
12-11-0		0-0-0		0-4-0		HOME		0-0-0		0-3-0		12-4-0											
0-11-0		0-0-0		0-3-0		AWAY		0-5-0		0-0-0		0-3-0											
3-5-0		0-1-0		0-1-0		NEUTRAL		0-0-0		1-0-0		2-3-0											
14-19-0		0-1-0		0-8-0		NON-CONFERENCE		0-2-0		1-3-0		13-5-0											
11-9-0		0-0-0		0-4-0		HOME		0-0-0		0-3-0		11-2-0											
0-5-0		0-0-0		0-0-		AWAY		0-2-0		0-0-0		0-0-0											
3-5-0		0-1-0		0-1-0		NEUTRAL		0-0-0		1-0-0		2-3-0											
1-8-0		0-0-0		0-0-0		CONFERENCE		0-3-0		0-0-0		1-5-0											
1-2-0		0-0-0		0-0-0		HOME		0-0-0		0-0-0		1-2-0											
0-6-0		0-0-0		0-0-0		AWAY		0-3-0		0-0-0		0-3-0											
0-0-0		0-0-0		0-0-0		NEUTRAL		0-0-0		0-0-0		0-0-0											
RPI	S	Opponent		Score		RPI	S	Opponent		Score		RPI	S	Opponent		Score							
10	N	Northwestern		0 7		26	A	Stanford		1 6		57	A	Fresno St.		2 6		109	N	UMass Lowell		3 1	
						34	N	Colorado St.		0 10		70	A	California		1 5		120	H	Nevada		0 10	
						37	H	Oregon		0 5		80	A	BYU		1 11		133	H	Sacramento St.		1 7	
						38	H	Boise St.		4 9		80	A	BYU		8 11		133	H	Sacramento St.		1 3	
						42	H	Oregon St.		3 12		80	A	BYU		2 10		154	H	Bucknell		3 0	
						42	H	Oregon St.		0 8								154	H	Bucknell		3 2	
						46	A	San Jose St.		4 5								162	N	Utah St.		1 5	
						48	A	Cal St. Fullerton		0 8								189	H	Marist		6 11	
																		189	H	Marist		3 5	
																		191	H	California Baptist		1 0	
																		191	H	California Baptist		4 2	
																		193	A	San Diego		2 5	
																		193	A	San Diego		3 12	
																		193	A	San Diego		1 9	
																		196	N	Idaho St.		5 3	
																		223	N	Portland St.		0 7	
																		236	N	CSU Bakersfield		5 6	
																		239	H	Saint Mary's (CA)		4 5	
																		239	H	Saint Mary's (CA)		0 6	
																		239	H	Saint Mary's (CA)		9 1	
																		245	H	Iona		1 0	
																		246	H	North Dakota		6 5	
																		246	H	North Dakota		2 0	
																		263	N	Buffalo		11 0	
																		275	H	Fairleigh Dickinson		4 2	
																		275	H	Fairleigh Dickinson		3 0	
																		289	H	Rider		11 1	

Non-Div. I Games:

Pacific

RPI	S	Opponent	Score	
289	H	Rider	5	3

Pacific

P
a
c
i
f
i
c

P
a
c
i
f
i
c

Average RPI Win:	273	WON-LOST RECORD	WINNING PCT. RANK	LAST 10 GAMES	STRENGTH OF SCHEDULE	OPP. STRENGTH OF SCHEDULE	TEAM RPI	ADJ RPI	CONF. RPI	ADJ CONF. RPI	
DIV. I ONLY		14-20-0	.41176 199	7-3-0	201	205	209	.44641 221	31	31	
DIV. I NON-CONF.		2-20-0	.09091 289	0-3-0	71	49	250	.41679 251	31	31	
<hr/>											
TOTALS	RPI 1-25	RPI 26-50		W-L RECORDS		RPI 51-100		RPI 101-150		RPI 150+	
14-20-0	0-4-0	0-5-0		OVERALL		0-5-0		0-2-0		14-4-0	
8-4-0	0-0-0	0-0-0		HOME		0-1-0		0-1-0		8-2-0	
6-9-0	0-2-0	0-3-0		AWAY		0-1-0		0-1-0		6-2-0	
0-7-0	0-2-0	0-2-0		NEUTRAL		0-3-0		0-0-0		0-0-0	
<hr/>											
2-20-0	0-4-0	0-5-0		NON-CONFERENCE		0-5-0		0-2-0		2-4-0	
1-4-0	0-0-0	0-0-0		HOME		0-1-0		0-1-0		1-2-0	
1-9-0	0-2-0	0-0-		AWAY		0-1-0		0-1-0		1-2-0	
0-7-0	0-2-0	0-2-0		NEUTRAL		0-3-0		0-0-0		0-0-0	
<hr/>											
12-0-0	0-0-0	0-0-0		CONFERENCE		0-0-0		0-0-0		12-0-0	
7-0-0	0-0-0	0-0-0		HOME		0-0-0		0-0-0		7-0-0	
5-0-0	0-0-0	0-0-0		AWAY		0-0-0		0-0-0		5-0-0	
0-0-0	0-0-0	0-0-0		NEUTRAL		0-0-0		0-0-0		0-0-0	
<hr/>											
RPI S	Opponent	Score	RPI S	Opponent	Score	RPI S	Opponent	Score	RPI S	Opponent	Score
5 A	Texas	2 6	36 N	Wisconsin	3 8	63 N	Texas St.	3 7	107 A	SFA	0 8
5 A	Texas	0 8	36 N	Wisconsin	0 4	75 N	DePaul	0 7	107 H	SFA	1 10
11 N	Minnesota	4 7	40 A	Houston	0 9	77 H	Wichita St.	1 8	188 H	Houston Baptist	2 6
11 N	Minnesota	0 7	49 A	Texas A&M	2 13	77 N	Wichita St.	0 11	188 H	Houston Baptist	2 4
			49 A	Texas A&M	1 8	82 A	Sam Houston St.	2 7	219 H	Prairie View	9 8
									230 A	A&M-Corpus Christi	1 2
									230 H	A&M-Corpus Christi	2 0
									270 A	Mississippi Val.	5 1
									270 A	Mississippi Val.	6 5
									270 A	Mississippi Val.	6 3
									273 A	Incarnate Word	4 3
									273 A	Incarnate Word	5 6
									276 H	Alabama A&M	8 7
									276 H	Alabama A&M	4 0
									276 H	Alabama A&M	8 5
									292 A	Ark.-Pine Bluff	7 5
									292 A	Ark.-Pine Bluff	4 1
									293 H	Grambling	11 0
									293 H	Grambling	12 0
									293 H	Grambling	10 2
			LAST 10 GAMES								
			293 H	Grambling	12 0	77 N	Wichita St.	0 11			
			293 H	Grambling	11 0	75 N	DePaul	0 7			
			276 H	Alabama A&M	8 7	270 A	Mississippi Val.	6 3			
			276 H	Alabama A&M	4 0	49 A	Texas A&M	2 13			
			40 A	Houston	0 9	273 A	Incarnate Word	5 6			
<hr/>											
Non-Div. I Games:	Houston-Victoria	1 3	Houston-Victoria	8 1	Houston-Victoria	3 6	Houston-Victoria	11 7	Texas Southern		

Average RPI Win:		205	WON-LOST RECORD		WINNING PCT. RANK		LAST 10 GAMES		STRENGTH OF SCHEDULE		OPP. STRENGTH OF SCHEDULE		TEAM RPI		ADJ RPI		CONF. RPI		ADJ CONF. RPI	
DIV. I ONLY			13-37-0		.26 263		3-7-0		112		179		225		.44594 222		15		16	
DIV. I NON-CONF.			10-22-0		.3125 236		1-0-0		82		178		196		.46577 196		16		16	
TOTALS		RPI 1-25		RPI 26-50		W-L RECORDS		RPI 51-100		RPI 101-150		RPI 150+								
13-37-0		0-1-0		0-3-0		OVERALL		1-15-0		1-6-0		11-12-0								
1-9-0		0-0-0		0-0-0		HOME		0-0-0		1-3-0		0-6-0								
5-12-0		0-1-0		0-1-0		AWAY		0-7-0		0-1-0		5-2-0								
7-16-0		0-0-0		0-2-0		NEUTRAL		1-8-0		0-2-0		6-4-0								
10-22-0		0-1-0		0-3-0		NON-CONFERENCE		1-9-0		0-3-0		9-6-0								
0-2-0		0-0-0		0-0-0		HOME		0-0-0		0-0-0		0-2-0								
3-4-0		0-1-0		0-0-		AWAY		0-1-0		0-1-0		3-0-0								
7-16-0		0-0-0		0-2-0		NEUTRAL		1-8-0		0-2-0		6-4-0								
3-15-0		0-0-0		0-0-0		CONFERENCE		0-6-0		1-3-0		2-6-0								
1-7-0		0-0-0		0-0-0		HOME		0-0-0		1-3-0		0-4-0								
2-8-0		0-0-0		0-0-0		AWAY		0-6-0		0-0-0		2-2-0								
0-0-0		0-0-0		0-0-0		NEUTRAL		0-0-0		0-0-0		0-0-0								
RPI	S	Opponent		Score		RPI	S	Opponent		Score		RPI	S	Opponent		Score				
19	A	Auburn		0 6		39	N	North Dakota St.		6 9		52	A	Lipscomb		2 3				
						39	N	North Dakota St.		5 7		52	N	Lipscomb		3 5				
						45	A	Illinois		7 8		53	N	Troy		0 3				
												53	N	Troy		3 4				
												59	A	Southeast Mo. St.		5 8				
												59	A	Southeast Mo. St.		3 11				
												66	N	USC Upstate		0 8				
												75	N	DePaul		4 6				
												84	N	Miami (OH)		1 3				
												89	N	Appalachian St.		2 1				
												94	A	Jacksonville St.		6 7				
												94	A	Jacksonville St.		0 7				
												97	A	Eastern Ky.		1 2				
												97	A	Eastern Ky.		2 8				
												98	N	Chattanooga		1 2				
												98	N	Chattanooga		1 9				

Non-Div. I Games:

Eastern Ill.

RPI	S	Opponent	Score	
265	N	Quinnipiac	4	0
284	A	Morehead St.	9	1
284	A	Morehead St.	12	6

Eastern Ill.

E
a
s
t
e
r
n
I
l
l
.

E
a
s
t
e
r
n
I
l
l
.

Average RPI Win:	209	WON-LOST RECORD	WINNING PCT. RANK	LAST 10 GAMES	STRENGTH OF SCHEDULE	OPP. STRENGTH OF SCHEDULE	TEAM RPI	ADJ RPI	CONF. RPI	ADJ CONF. RPI	
Average RPI Loss:	123										
DIV. I ONLY	16-24-0	.4	204	5-5-0	238	139	229	.44473	223	25	25
DIV. I NON-CONF.	11-18-0	.37931	212	2-2-0	135	102	179	.47805	174	25	23
<hr/>											
TOTALS	RPI 1-25	RPI 26-50		W-L RECORDS	RPI 51-100		RPI 101-150		RPI 150+		
16-24-0	0-0-0	1-7-0		OVERALL	0-4-0		2-3-0		13-10-0		
5-5-0	0-0-0	0-4-0		HOME	0-0-0		0-0-0		5-1-0		
2-8-0	0-0-0	0-0-0		AWAY	0-2-0		0-0-0		2-6-0		
9-11-0	0-0-0	1-3-0		NEUTRAL	0-2-0		2-3-0		6-3-0		
11-18-0	0-0-0	1-7-0		NON-CONFERENCE	0-4-0		2-3-0		8-4-0		
0-4-0	0-0-0	0-4-0		HOME	0-0-0		0-0-0		0-0-0		
2-3-0	0-0-0	0-0-		AWAY	0-2-0		0-0-0		2-1-0		
9-11-0	0-0-0	1-3-0		NEUTRAL	0-2-0		2-3-0		6-3-0		
5-6-0	0-0-0	0-0-0		CONFERENCE	0-0-0		0-0-0		5-6-0		
5-1-0	0-0-0	0-0-0		HOME	0-0-0		0-0-0		5-1-0		
0-5-0	0-0-0	0-0-0		AWAY	0-0-0		0-0-0		0-5-0		
0-0-0	0-0-0	0-0-0		NEUTRAL	0-0-0		0-0-0		0-0-0		
RPI S	Opponent	Score	RPI S	Opponent	Score	RPI S	Opponent	Score	RPI S	Opponent	Score
			34 N	Colorado St.	0 7	51 N	Iowa St.	2 3	105 N	Maryland	13 8
			39 N	North Dakota St.	1 2	62 A	Seattle U	1 7	105 N	Maryland	9 12
			41 H	Ohio St.	4 8	62 A	Seattle U	0 3	119 N	North Ala.	1 2
			41 H	Ohio St.	0 7	73 N	Marshall	4 7	134 N	UC Riverside	8 9
			42 H	Oregon St.	2 4				134 N	UC Riverside	6 5
			42 H	Oregon St.	0 8				175 N	Cal Poly	6 4
			43 N	UNLV	0 9				175 N	Cal Poly	3 7
			43 N	UNLV	5 3				189 N	Marist	6 1
									193 A	San Diego	2 3
									193 A	San Diego	3 2
									194 N	ETSU	5 6
									196 A	Idaho St.	6 7
									196 A	Idaho St.	1 2
									211 A	Montana	4 7
									211 A	Montana	7 11
									211 A	Montana	1 9
									212 A	Tennessee St.	5 4
									220 N	Pacific	7 0
									237 H	Northern Colo.	4 0
									237 H	Northern Colo.	3 0
									237 H	Northern Colo.	6 7
									246 N	North Dakota	4 5
									246 N	North Dakota	6 3
									254 N	Santa Clara	14 8
									254 N	Santa Clara	14 3
									283 H	Southern Utah	6 2
									283 H	Southern Utah	8 1
<hr/>											
LAST 10 GAMES											
			254 N	Santa Clara	14 3	211 A	Montana	7 11	246 N	North Dakota	6 3
			189 N	Marist	6 1	41 H	Ohio St.	0 7	254 N	Santa Clara	14 8
			212 A	Tennessee St.	5 4	42 H	Oregon St.	0 8	254 N	Santa Clara	14 3
			220 N	Pacific	7 0	237 H	Northern Colo.	4 0	283 H	Southern Utah	6 2
			283 H	Southern Utah	6 2	196 A	Idaho St.	6 7	283 H	Southern Utah	8 1

Non-Div. I Games:

Portland St.

Portland St.

Portland St.

Portland St.

Butler

Butler

RPI	S	Opponent	Score	
253	H	Purdue Fort Wayne	3	2
262	N	Green Bay	11	0
269	N	Holy Cross	6	3
271	N	Cleveland St.	9	6
281	N	La Salle	6	5

Butler

B
u
t
l
e
r

B
u
t
l
e
r

Average RPI Win:		160	WON-LOST RECORD		WINNING PCT. RANK		LAST 10 GAMES		STRENGTH OF SCHEDULE		OPP. STRENGTH OF SCHEDULE		TEAM RPI		ADJ RPI		CONF. RPI		ADJ CONF. RPI				
Average RPI Loss:		97																					
DIV. I ONLY			9-36-0		.2	278	3-7-0		69		136		222		.4429	225	8		8				
DIV. I NON-CONF.			4-21-0		.16	276	0-2-0		59		173		235		.43019	233	8		8				
TOTALS		RPI 1-25		RPI 26-50		W-L RECORDS		RPI 51-100		RPI 101-150		RPI 150+											
9-36-0		0-3-0		0-1-0		OVERALL		1-19-0		5-8-0		3-5-0											
3-10-0		0-0-0		0-0-0		HOME		0-7-0		2-1-0		1-2-0											
3-15-0		0-1-0		0-1-0		AWAY		1-8-0		2-4-0		0-1-0											
3-11-0		0-2-0		0-0-0		NEUTRAL		0-4-0		1-3-0		2-2-0											
4-21-0		0-3-0		0-1-0		NON-CONFERENCE		0-8-0		2-5-0		2-4-0											
0-2-0		0-0-0		0-0-0		HOME		0-1-0		0-0-0		0-1-0											
1-8-0		0-1-0		0-0-		AWAY		0-3-0		1-2-0		0-1-0											
3-11-0		0-2-0		0-0-0		NEUTRAL		0-4-0		1-3-0		2-2-0											
5-15-0		0-0-0		0-0-0		CONFERENCE		1-11-0		3-3-0		1-1-0											
3-8-0		0-0-0		0-0-0		HOME		0-6-0		2-1-0		1-1-0											
2-7-0		0-0-0		0-0-0		AWAY		1-5-0		1-2-0		0-0-0											
0-0-0		0-0-0		0-0-0		NEUTRAL		0-0-0		0-0-0		0-0-0											
RPI	S	Opponent		Score		RPI	S	Opponent		Score		RPI	S	Opponent		Score		RPI	S	Opponent		Score	
8	A	Alabama		1	5	40	A	Houston		0	4	53	A	Troy		0	8	102	A	Coastal Caro.		10	2
11	N	Minnesota		0	5							53	A	Troy		4	1	102	A	Coastal Caro.		5	7
11	N	Minnesota		1	13							53	A	Troy		1	6	102	A	Coastal Caro.		0	8
												59	N	Southeast Mo. St.		0	8	104	N	Austin Peay		5	3
												63	H	Texas St.		2	8	104	N	Austin Peay		0	10
												63	H	Texas St.		1	2	105	N	Maryland		0	8
												63	H	Texas St.		0	2	107	A	SFA		0	4
												65	A	Louisiana Tech		0	6	120	N	Nevada		2	3
												65	H	Louisiana Tech		5	10	142	A	UAB		11	12
												71	A	UT Arlington		7	11	148	A	Southeastern La.		4	3
												71	A	UT Arlington		2	3	149	H	South Alabama		2	11
												71	A	UT Arlington		7	8	149	H	South Alabama		16	11
												74	N	Missouri St.		2	11	149	H	South Alabama		12	9
												74	N	Missouri St.		1	4	160	H	Ga. Southern		14	13
												74	N	Missouri St.		3	4	160	H	Ga. Southern		1	9
												88	A	Nicholls St.		0	8	206	H	Central Ark.		3	7
												89	H	Appalachian St.		2	4	243	N	Wright St.		7	10
												89	H	Appalachian St.		0	3	243	N	Wright St.		7	8
												89	H	Appalachian St.		0	5	270	A	Mississippi Val.		8	9
												93	A	McNeese		0	9	285	N	Coppin St.		10	2
																		292	N	Ark.-Pine Bluff		12	2
LAST 10 GAMES																							
149 H South Alabama						12	9	160 H Ga. Southern						1	9								
149 H South Alabama						2	11	160 H Ga. Southern						14	13								
149 H South Alabama						16	11	102 A Coastal Caro.						0	8								
71 A UT Arlington						7	11	102 A Coastal Caro.						10	2								
71 A UT Arlington						2	3	102 A Coastal Caro.						5	7								

Non-Div. I Games:

La.-Monroe

Fairfield

Fairfield

Fairfield

RPI	S	Opponent	Score	
261	A	Rhode Island	5	4
265	H	Quinnipiac	4	1
265	H	Quinnipiac	9	3
268	H	Canisius	2	6
268	H	Canisius	6	4
280	H	Niagara	2	8
280	H	Niagara	2	4
281	N	La Salle	10	1
286	A	Delaware St.	1	2
286	A	Delaware St.	9	2

Fairfield

Average RPI Win: 228		WON-LOST RECORD		WINNING PCT. RANK		LAST 10 GAMES		STRENGTH OF SCHEDULE		OPP. STRENGTH OF SCHEDULE		TEAM RPI		ADJ RPI		CONF. RPI		ADJ CONF. RPI	
DIV. I ONLY		20-26-0		.43478 187		8-2-0		246		216		227		.44134 227		32		32	
DIV. I NON-CONF.		9-25-0		.26471 249		0-1-0		139		114		223		.44413 225		32		32	
TOTALS		RPI 1-25		RPI 26-50		W-L RECORDS		RPI 51-100		RPI 101-150		RPI 150+							
20-26-0		0-2-0		1-5-0		OVERALL		0-1-0		5-6-0		14-12-0							
10-3-0		0-0-0		0-0-0		HOME		0-0-0		2-2-0		8-1-0							
5-6-0		0-1-0		0-0-0		AWAY		0-0-0		0-1-0		5-4-0							
5-17-0		0-1-0		1-5-0		NEUTRAL		0-1-0		3-3-0		1-7-0							
9-25-0		0-2-0		1-5-0		NON-CONFERENCE		0-1-0		5-6-0		3-11-0							
4-3-0		0-0-0		0-0-0		HOME		0-0-0		2-2-0		2-1-0							
0-5-0		0-1-0		0-0-0		AWAY		0-0-0		0-1-0		0-3-0							
5-17-0		0-1-0		1-5-0		NEUTRAL		0-1-0		3-3-0		1-7-0							
11-1-0		0-0-0		0-0-0		CONFERENCE		0-0-0		0-0-0		11-1-0							
6-0-0		0-0-0		0-0-0		HOME		0-0-0		0-0-0		6-0-0							
5-1-0		0-0-0		0-0-0		AWAY		0-0-0		0-0-0		5-1-0							
0-0-0		0-0-0		0-0-0		NEUTRAL		0-0-0		0-0-0		0-0-0							
RPI	S	Opponent		Score		RPI	S	Opponent		Score		RPI	S	Opponent		Score			
9	A	Florida		0	15	31	N	Georgia		0	12	91	N	St. John's (NY)		3	6		
16	N	Kentucky		2	10	32	N	Arizona St.		1	4			105 N Maryland		2	3		
						34	N	Colorado St.		0	7			113 N Middle Tenn.		2	6		
						37	N	Oregon		5	3			114 N LIU Brooklyn		5	0		
						44	N	Indiana		1	2			117 H Ball St.		0	2		
						48	N	Cal St. Fullerton		0	4			117 H Ball St.		0	1		
														123 A Fla. Atlantic		3	6		
														125 N Providence		1	6		
														130 N Kansas		3	1		
														140 N Virginia		5	4		
														147 H Western Ill.		2	1		
														147 H Western Ill.		2	0		
														153 N Villanova		1	8		
														155 N Saint Joseph's		1	3		
														159 H UConn		0	8		
														182 N UT Martin		1	2		
														192 A Stetson		0	3		
														192 A Stetson		4	6		
														192 A Stetson		7	8		
														200 N Binghamton		2	1		
														210 N Penn		1	5		
														226 N Fairfield		0	11		
														226 N Fairfield		1	3		
														249 H Mt. St. Mary's		5	2		
														249 H Mt. St. Mary's		8	4		
														273 N Incarnate Word		0	4		
														274 A N.C. Central		8	0		
														274 A N.C. Central		10	0		

Non-Div. I Games:

Bethune-Cookman

RPI	S	Opponent	Score	
274	A	N.C. Central	2	7
282	H	N.C. A&T	3	0
282	H	N.C. A&T	4	3
282	H	N.C. A&T	5	3
290	A	Savannah St.	7	0
290	A	Savannah St.	8	4
290	A	Savannah St.	7	5
297	H	South Carolina St.	10	0
297	H	South Carolina St.	10	0
297	H	South Carolina St.	8	3

Bethune-Cookman

B
e
t
h
u
n
e
-
C
o
o
k
m
a
n

B
e
t
h
u
n
e
-
C
o
o
k
m
a
n

Average RPI Win: 222		WON-LOST	WINNING	LAST 10	STRENGTH OF		OPP. STRENGTH	TEAM	ADJ	CONF.	ADJ CONF.
Average RPI Loss: 138		RECORD	PCT. RANK	GAMES	SCHEDULE		OF SCHEDULE	RPI	RPI	RPI	RPI
DIV. I ONLY		17-27-0	.38636	211	2-8-0		212	215	228	.44108	228
DIV. I NON-CONF.		12-15-0	.44444	165	0-2-0		252	231	218	.44566	221
TOTALS		RPI 1-25	RPI 26-50		W-L RECORDS		RPI 51-100		RPI 101-150		RPI 150+
17-27-0	0-0-0	0-2-0		OVERALL		0-6-0		2-9-0		15-10-0	
4-5-0	0-0-0	0-0-0		HOME		0-2-0		0-0-0		4-3-0	
9-13-0	0-0-0	0-2-0		AWAY		0-2-0		2-4-0		7-5-0	
4-9-0	0-0-0	0-0-0		NEUTRAL		0-2-0		0-5-0		4-2-0	
12-15-0	0-0-0	0-2-0		NON-CONFERENCE		0-3-0		0-5-0		12-5-0	
2-0-0	0-0-0	0-0-0		HOME		0-0-0		0-0-0		2-0-0	
6-6-0	0-0-0	0-0-		AWAY		0-1-0		0-0-0		6-3-0	
4-9-0	0-0-0	0-0-0		NEUTRAL		0-2-0		0-5-0		4-2-0	
5-12-0	0-0-0	0-0-0		CONFERENCE		0-3-0		2-4-0		3-5-0	
2-5-0	0-0-0	0-0-0		HOME		0-2-0		0-0-0		2-3-0	
3-7-0	0-0-0	0-0-0		AWAY		0-1-0		2-4-0		1-2-0	
0-0-0	0-0-0	0-0-0		NEUTRAL		0-0-0		0-0-0		0-0-0	
RPI S	Opponent	Score	RPI S	Opponent	Score	RPI S	Opponent	Score	RPI S	Opponent	Score
			31 A	Georgia	2 10	66 A	USC Upstate	2 4	108 A	Ohio	7 8
			31 A	Georgia	0 2	70 N	California	3 11	108 A	Ohio	10 15
						78 N	Elon	1 2	108 A	Ohio	2 7
						84 A	Miami (OH)	0 2	112 N	Boston U.	0 4
						84 H	Miami (OH)	2 7	112 N	Boston U.	3 9
						84 H	Miami (OH)	2 10	114 N	LIU Brooklyn	0 1
									117 A	Ball St.	4 1
									117 A	Ball St.	1 2
									117 A	Ball St.	5 4
									147 N	Western Ill.	0 8
									147 N	Western Ill.	3 4
									170 H	Toledo	3 2
									170 H	Toledo	4 13
									174 A	Western Mich.	3 5
									174 A	Western Mich.	4 2
									174 A	Western Mich.	0 2
									184 A	Gardner-Webb	5 4
									184 A	Gardner-Webb	7 4
									194 N	ETSU	3 0
									197 N	Dayton	4 5
									208 A	Detroit Mercy	0 2
									208 A	Detroit Mercy	0 4
									218 N	Saint Francis (PA)	7 12
									218 N	Saint Francis (PA)	8 7
									243 A	Wright St.	4 5
									253 A	Purdue Fort Wayne	5 1
									253 A	Purdue Fort Wayne	6 3
LAST 10 GAMES			170 H	Toledo	4 13	287 N	St. Bonaventure	21 0	218 N	Saint Francis (PA)	7 12
			170 H	Toledo	3 2	256 H	Oakland	8 4	218 N	Saint Francis (PA)	8 7
			243 A	Wright St.	4 5	256 H	Oakland	6 5	243 A	Wright St.	4 5
			197 N	Dayton	4 5	147 N	Western Ill.	0 8	253 A	Purdue Fort Wayne	5 1
			287 N	St. Bonaventure	10 2	70 N	California	3 11	253 A	Purdue Fort Wayne	6 3

Non-Div. I Games:

Bowling Green

RPI	S	Opponent	Score	
256	H	Oakland	8	4
256	H	Oakland	6	5
263	H	Buffalo	9	11
263	H	Buffalo	10	2
263	H	Buffalo	4	5
284	A	Morehead St.	10	4
284	A	Morehead St.	9	2
287	N	St. Bonaventure	21	0
287	N	St. Bonaventure	10	2

Bowling Green

B
o
w
l
i
n
g
G
r
e
e
n

B
o
w
l
i
n
g
G
r
e
e
n

Average RPI Win:		202	WON-LOST RECORD		WINNING PCT. RANK		LAST 10 GAMES		STRENGTH OF SCHEDULE		OPP. STRENGTH OF SCHEDULE		TEAM RPI		ADJ RPI		CONF. RPI		ADJ CONF. RPI	
DIV. I ONLY			10-28-0		.26316 260		1-9-0		148		174		234		.43968 229		20		19	
DIV. I NON-CONF.			7-10-0		.41176 192		0		53		194		136		.5026 136		15		14	
TOTALS		RPI 1-25		RPI 26-50		W-L RECORDS		RPI 51-100		RPI 101-150		RPI 150+								
10-28-0		0-0-0		0-3-0		OVERALL		1-15-0		1-5-0		8-5-0								
5-11-0		0-0-0		0-0-0		HOME		1-6-0		1-2-0		3-3-0								
1-9-0		0-0-0		0-0-0		AWAY		0-4-0		0-3-0		1-2-0								
4-8-0		0-0-0		0-3-0		NEUTRAL		0-5-0		0-0-0		4-0-0								
7-10-0		0-0-0		0-3-0		NON-CONFERENCE		1-6-0		0-0-0		6-1-0								
3-1-0		0-0-0		0-0-0		HOME		1-0-0		0-0-0		2-1-0								
0-1-0		0-0-0		0-0-		AWAY		0-1-0		0-0-0		0-0-0								
4-8-0		0-0-0		0-3-0		NEUTRAL		0-5-0		0-0-0		4-0-0								
3-18-0		0-0-0		0-0-0		CONFERENCE		0-9-0		1-5-0		2-4-0								
2-10-0		0-0-0		0-0-0		HOME		0-6-0		1-2-0		1-2-0								
1-8-0		0-0-0		0-0-0		AWAY		0-3-0		0-3-0		1-2-0								
0-0-0		0-0-0		0-0-0		NEUTRAL		0-0-0		0-0-0		0-0-0								
RPI	S	Opponent		Score		RPI	S	Opponent		Score		RPI	S	Opponent		Score				
				34	N	Colorado St.	1	5	54	H	North Texas	9	1	107	H	SFA	6	5		
				34	N	Colorado St.	2	3	59	N	Southeast Mo. St.	2	10	107	H	SFA	3	10		
				39	N	North Dakota St.	5	6	65	A	Louisiana Tech	4	7	107	H	SFA	1	2		
									71	N	UT Arlington	1	2	145	A	Northwestern St.	0	8		
									77	N	Wichita St.	1	8	145	A	Northwestern St.	2	7		
									77	N	Wichita St.	2	3	145	A	Northwestern St.	0	9		
									77	N	Wichita St.	1	5	157	N	UTSA	6	5		
									82	A	Sam Houston St.	0	8	163	A	Lamar University	0	2		
									82	A	Sam Houston St.	4	5	163	A	Lamar University	5	3		
									82	A	Sam Houston St.	0	10	163	A	Lamar University	4	5		
									88	H	Nicholls St.	0	8	204	H	UMKC	2	8		
									88	H	Nicholls St.	4	5	219	N	Prairie View	9	0		
									88	H	Nicholls St.	4	12	250	H	Maine	9	2		
									93	H	McNeese	2	6	250	H	Maine	9	2		
									93	H	McNeese	2	3	270	N	Mississippi Val.	9	3		
									93	H	McNeese	2	3	273	H	Incarnate Word	9	5		
														273	H	Incarnate Word	5	9		
														273	H	Incarnate Word	4	7		
														275	N	Fairleigh Dickinson	4	2		
				LAST 10 GAMES																
				250	H	Maine	9	2	34	N	Colorado St.	2	3							
				204	H	UMKC	2	8	157	N	UTSA	6	5							
				250	H	Maine	9	2	145	A	Northwestern St.	0	8							
				77	N	Wichita St.	2	3	163	A	Lamar University	5	3							
				39	N	North Dakota St.	5	6	82	A	Sam Houston St.	4	5							

Non-Div. I Games:

Abilene Christian

Average RPI Win:		179	WON-LOST RECORD		WINNING PCT. RANK	LAST 10 GAMES	STRENGTH OF SCHEDULE		OPP. STRENGTH OF SCHEDULE	TEAM RPI	ADJ RPI	CONF. RPI	ADJ CONF. RPI
Average RPI Loss:		125	8-38-0		.17391 289	2-8-0	65		206	235	.43922 230	20	19
DIV. I ONLY			4-18-0		.18182 267	1-0-0	12		172	184	.47649 178	15	14
DIV. I NON-CONF.													
TOTALS		RPI 1-25	RPI 26-50		W-L RECORDS		RPI 51-100		RPI 101-150		RPI 150+		
8-38-0		0-3-0	0-5-0		OVERALL		1-6-0		1-9-0		6-15-0		
5-12-0		0-0-0	0-3-0		HOME		1-3-0		1-2-0		3-4-0		
2-19-0		0-3-0	0-2-0		AWAY		0-0-0		0-7-0		2-7-0		
1-7-0		0-0-0	0-0-0		NEUTRAL		0-3-0		0-0-0		1-4-0		
4-18-0		0-3-0	0-5-0		NON-CONFERENCE		1-3-0		0-0-0		3-7-0		
3-5-0		0-0-0	0-3-0		HOME		1-0-0		0-0-0		2-2-0		
1-7-0		0-3-0	0-0-		AWAY		0-0-0		0-0-0		1-2-0		
0-6-0		0-0-0	0-0-0		NEUTRAL		0-3-0		0-0-0		0-3-0		
4-20-0		0-0-0	0-0-0		CONFERENCE		0-3-0		1-9-0		3-8-0		
2-7-0		0-0-0	0-0-0		HOME		0-3-0		1-2-0		1-2-0		
1-12-0		0-0-0	0-0-0		AWAY		0-0-0		0-7-0		1-5-0		
1-1-0		0-0-0	0-0-0		NEUTRAL		0-0-0		0-0-0		1-1-0		
RPI S	Opponent	Score	RPI S	Opponent	Score	RPI S	Opponent	Score	RPI S	Opponent	Score		
5 A	Texas	1 7	36 H	Wisconsin	2 3	60 H	Longwood	6 4	107 H	SFA	1 4		
20 A	Louisiana	0 15	36 H	Wisconsin	1 9	60 N	Longwood	0 9	107 H	SFA	2 6		
20 A	Louisiana	0 21	36 H	Wisconsin	0 9	70 N	California	1 4	107 H	SFA	1 0		
			49 A	Texas A&M	0 8	74 N	Missouri St.	1 4	145 A	Northwestern St.	2 7		
			49 A	Texas A&M	1 7	82 H	Sam Houston St.	1 3	145 A	Northwestern St.	1 3		
						82 H	Sam Houston St.	0 3	145 A	Northwestern St.	0 8		
						82 H	Sam Houston St.	0 8	148 A	Southeastern La.	4 8		
									148 A	Southeastern La.	3 4		
									148 A	Southeastern La.	0 11		
									148 A	Southeastern La.	0 8		
									151 N	SIUE	2 4		
									157 H	UTSA	1 0		
									157 N	UTSA	3 5		
									163 A	Lamar University	5 9		
									163 A	Lamar University	4 5		
									163 A	Lamar University	4 5		
									163 N	Lamar University	1 4		
									167 N	Fordham	2 10		
									188 H	Houston Baptist	3 2		
									188 H	Houston Baptist	0 3		
									188 H	Houston Baptist	2 4		
									206 A	Central Ark.	2 13		
									206 A	Central Ark.	10 5		
									206 A	Central Ark.	3 11		
									219 A	Prairie View	4 13		
									219 A	Prairie View	8 2		
									219 H	Prairie View	4 5		
LAST 10 GAMES													
			145 A	Northwestern St.	0 8	82 H	Sam Houston St.	1 3	206 A	Central Ark.	10 5		
			188 H	Houston Baptist	2 4	163 A	Lamar University	4 5	206 A	Central Ark.	3 11		
			49 A	Texas A&M	1 7	145 A	Northwestern St.	2 7	219 A	Prairie View	4 13		
			60 N	Longwood	0 9	188 H	Houston Baptist	0 3	219 A	Prairie View	8 2		
			163 N	Lamar University	1 4	206 A	Central Ark.	10 5	219 H	Prairie View	4 5		

Non-Div. I Games:

A&M-Corpus Christi

RPI	S	Opponent	Score	
219	H	Prairie View	2	3
221	A	Texas Southern	0	2
221	H	Texas Southern	2	1
273	N	Incarnate Word	6	2

A&M-Corpus Christi
r
i
s
t
i

A
&
M
-
C
o
r
p
u
s
C
h
r
i
s
t
i

[illegible]

Non-Div. I Games:

Sacred Heart

RPI	S	Opponent	Score	
255	A	Yale	1	4
256	N	Oakland	11	7
259	H	Central Conn. St.	6	7
259	H	Central Conn. St.	8	0
260	H	Wagner	4	5
260	H	Wagner	3	2
265	H	Quinnipiac	5	4
265	H	Quinnipiac	6	8
265	N	Quinnipiac	2	8
265	N	Quinnipiac	8	0
271	N	Cleveland St.	4	3
275	A	Fairleigh Dickinson	5	1
275	A	Fairleigh Dickinson	2	3
288	N	Cornell	7	4
288	N	Cornell	4	2
296	N	Saint Peter's	8	0

Sacred Heart

S
a
c
r
e
d
H
e
a
r
t

S
a
c
r
e
d
H
e
a
r
t

Average RPI Win:	254	WON-LOST RECORD	WINNING PCT. RANK	LAST 10 GAMES	STRENGTH OF SCHEDULE	OPP. STRENGTH OF SCHEDULE	TEAM RPI	ADJ RPI	CONF. RPI	ADJ CONF. RPI					
DIV. I ONLY		21-22-0	.48837	147	6-4-0	270	241	231	.43661	232	29	27			
DIV. I NON-CONF.		12-18-0	.4	198	1-1-0	279	222	245	.42348	240	28	27			
<hr/>															
TOTALS	RPI 1-25		RPI 26-50		W-L RECORDS		RPI 51-100		RPI 101-150		RPI 150+				
21-22-0	0-1-0		0-0-0		OVERALL		1-5-0		0-6-0		20-10-0				
12-3-0	0-0-0		0-0-0		HOME		1-1-0		0-0-0		11-2-0				
7-10-0	0-1-0		0-0-0		AWAY		0-1-0		0-4-0		7-4-0				
2-9-0	0-0-0		0-0-0		NEUTRAL		0-3-0		0-2-0		2-4-0				
<hr/>															
12-18-0	0-1-0		0-0-0		NON-CONFERENCE		1-5-0		0-6-0		11-6-0				
5-1-0	0-0-0		0-0-0		HOME		1-1-0		0-0-0		4-0-0				
5-8-0	0-1-0		0-0-		AWAY		0-1-0		0-4-0		5-2-0				
2-9-0	0-0-0		0-0-0		NEUTRAL		0-3-0		0-2-0		2-4-0				
<hr/>															
9-4-0	0-0-0		0-0-0		CONFERENCE		0-0-0		0-0-0		9-4-0				
7-2-0	0-0-0		0-0-0		HOME		0-0-0		0-0-0		7-2-0				
2-2-0	0-0-0		0-0-0		AWAY		0-0-0		0-0-0		2-2-0				
0-0-0	0-0-0		0-0-0		NEUTRAL		0-0-0		0-0-0		0-0-0				
<hr/>															
RPI	S	Opponent	Score	RPI	S	Opponent	Score	RPI	S	Opponent	Score	RPI	S	Opponent	Score
18	A	South Carolina	1 10					66	A	USC Upstate	1 2	122	N	East Carolina	4 11
								67	H	Kent St.	0 10	138	N	Towson	0 8
								67	H	Kent St.	4 3	143	A	UNCW	0 3
								79	N	NC State	0 1	143	A	UNCW	0 3
								84	N	Miami (OH)	0 6	150	A	Campbell	3 6
								97	N	Eastern Ky.	2 5	150	A	Campbell	0 8
												172	A	Charlotte	1 9
												177	N	Winthrop	2 6
												189	N	Marist	0 2
												208	A	Detroit Mercy	5 2
												208	A	Detroit Mercy	0 2
												208	A	Detroit Mercy	0 5
												240	N	Bryant	2 0
												243	H	Wright St.	6 14
												243	H	Wright St.	2 0
												243	H	Wright St.	2 4
												248	A	IUPUI	6 3
												252	A	Robert Morris	1 4
												252	A	Robert Morris	3 2
												256	H	Oakland	14 9
												256	H	Oakland	4 2
												256	H	Oakland	8 4
												261	N	Rhode Island	1 7
												268	N	Canisius	4 0
												268	N	Canisius	1 2
												271	H	Cleveland St.	4 2
												271	H	Cleveland St.	3 0
<hr/>															
LAST 10 GAMES				LAST 10 GAMES				LAST 10 GAMES				LAST 10 GAMES			
18	A	South Carolina	1 10	256	H	Oakland	8 4	261	N	Rhode Island	1 7	271	H	Cleveland St.	3 0
122	N	East Carolina	4 11	243	H	Wright St.	6 14	268	N	Canisius	4 0				
67	H	Kent St.	4 3	252	A	Robert Morris	1 4	268	N	Canisius	1 2				
274	A	N.C. Central	6 4	280	A	Niagara	6 5	271	H	Cleveland St.	4 2				
208	A	Detroit Mercy	0 2	150	A	Campbell	3 6								

Non-Div. I Games:

Youngstown St.

RPI	S	Opponent	Score	
271	H	Cleveland St.	2	1
272	H	Akron	2	1
272	H	Akron	6	5
274	A	N.C. Central	3	0
274	A	N.C. Central	6	4
280	A	Niagara	8	3
280	A	Niagara	6	5
287	H	St. Bonaventure	5	1
287	H	St. Bonaventure	1	0

Youngstown St.

Y
o
u
n
g
s
t
o
w
n
s
t
.

Y
o
u
n
g
s
t
o
w
n
s
t
.

Average RPI Win:	203	WON-LOST	WINNING	LAST 10	STRENGTH OF	OPP. STRENGTH	TEAM	ADJ	CONF.	ADJ CONF.	
Average RPI Loss:	136	RECORD	PCT. RANK	GAMES	SCHEDULE	OF SCHEDULE	RPI	RPI	RPI	RPI	
DIV. I ONLY	11-31-0	.2619	261	2-8-0	120	217	230	.43636	233	17	17
DIV. I NON-CONF.	7-22-0	.24138	252	0-1-0	140	228	238	.42628	237	19	19
<hr/>											
TOTALS	RPI 1-25	RPI 26-50		W-L RECORDS		RPI 51-100		RPI 101-150		RPI 150+	
11-31-0	0-0-0	0-1-0		OVERALL		0-11-0		1-5-0		10-14-0	
4-8-0	0-0-0	0-0-0		HOME		0-3-0		0-0-0		4-5-0	
2-8-0	0-0-0	0-1-0		AWAY		0-3-0		0-1-0		2-3-0	
5-15-0	0-0-0	0-0-0		NEUTRAL		0-5-0		1-4-0		4-6-0	
7-22-0	0-0-0	0-1-0		NON-CONFERENCE		0-6-0		1-5-0		6-10-0	
2-1-0	0-0-0	0-0-0		HOME		0-0-0		0-0-0		2-1-0	
0-6-0	0-0-0	0-0-		AWAY		0-1-0		0-1-0		0-3-0	
5-15-0	0-0-0	0-0-0		NEUTRAL		0-5-0		1-4-0		4-6-0	
4-9-0	0-0-0	0-0-0		CONFERENCE		0-5-0		0-0-0		4-4-0	
2-7-0	0-0-0	0-0-0		HOME		0-3-0		0-0-0		2-4-0	
2-2-0	0-0-0	0-0-0		AWAY		0-2-0		0-0-0		2-0-0	
0-0-0	0-0-0	0-0-0		NEUTRAL		0-0-0		0-0-0		0-0-0	
RPI	S	Opponent	Score	RPI	S	Opponent	Score	RPI	S	Opponent	Score
				43	A	UNLV	2 9	62	N	Seattle U	3 13
								69	N	UC Davis	4 5
								75	H	DePaul	1 7
								75	H	DePaul	4 12
								75	H	DePaul	3 5
								80	N	BYU	1 3
								87	N	Purdue	2 5
								91	A	St. John's (NY)	2 10
								91	A	St. John's (NY)	4 12
								100	A	North Florida	0 5
								100	N	North Florida	1 10
							</				

Non-Div. I Games:

Georgetown




Georgetown

Average RPI Win: 210		WON-LOST	WINNING	LAST 10	STRENGTH OF		OPP. STRENGTH	TEAM	ADJ		CONF.	ADJ CONF.
Average RPI Loss: 114		RECORD	PCT. RANK	GAMES	SCHEDULE		OF SCHEDULE	RPI	RPI		RPI	RPI
DIV. I ONLY		12-26-0	.31579	243	198		156	239	.43576		234	16
DIV. I NON-CONF.		8-15-0	.34783	225	282		142	258	.41752		249	17
TOTALS		RPI 1-25	RPI 26-50		W-L RECORDS		RPI 51-100		RPI 101-150		RPI 150+	
12-26-0		0-0-0	0-3-0		OVERALL		2-14-0		0-0-0		10-9-0	
3-5-0		0-0-0	0-0-0		HOME		0-5-0		0-0-0		3-0-0	
5-15-0		0-0-0	0-2-0		AWAY		2-6-0		0-0-0		3-7-0	
4-6-0		0-0-0	0-1-0		NEUTRAL		0-3-0		0-0-0		4-2-0	
8-15-0		0-0-0	0-3-0		NON-CONFERENCE		1-6-0		0-0-0		7-6-0	
0-2-0		0-0-0	0-0-0		HOME		0-2-0		0-0-0		0-0-0	
4-7-0		0-0-0	0-0-		AWAY		1-1-0		0-0-0		3-4-0	
4-6-0		0-0-0	0-1-0		NEUTRAL		0-3-0		0-0-0		4-2-0	
4-11-0		0-0-0	0-0-0		CONFERENCE		1-8-0		0-0-0		3-3-0	
3-3-0		0-0-0	0-0-0		HOME		0-3-0		0-0-0		3-0-0	
1-8-0		0-0-0	0-0-0		AWAY		1-5-0		0-0-0		0-3-0	
0-0-0		0-0-0	0-0-0		NEUTRAL		0-0-0		0-0-0		0-0-0	
RPI S	Opponent	Score	RPI S	Opponent	Score	RPI S	Opponent	Score	RPI S	Opponent	Score	
			35 N	Notre Dame	0 16	62 H	Seattle U	1 12	167 N	Fordham	3 5	
			43 A	UNLV	0 8	62 H	Seattle U	1 4	180 N	Seton Hall	11 3	
			43 A	UNLV	0 2	62 H	Seattle U	1 11	191 A	California Baptist	3 6	
						64 A	Grand Canyon	0 2	191 A	California Baptist	2 3	
						64 A	Grand Canyon	4 8	191 A	California Baptist	6 9	
						64 A	Grand Canyon	0 8	196 A	Idaho St.	0 5	
						80 A	BYU	1 9	196 A	Idaho St.	6 8	
						80 H	BYU	5 6	204 H	UMKC	8 5	
						80 H	BYU	1 10	204 H	UMKC	7 4	
						81 N	Long Beach St.	10 16	204 H	UMKC	9 8	
						84 N	Miami (OH)	2 5	211 A	Montana	4 5	
						84 N	Miami (OH)	3 5	211 A	Montana	12 8	
						90 A	New Mexico St.	1 6	211 A	Montana	3 10	
						90 A	New Mexico St.	0 1	233 N	Georgetown	6 7	
						90 A	New Mexico St.	9 7	239 N	Saint Mary's (CA)	4 3	
						95 A	Utah	5 2	246 N	North Dakota	8 4	
									283 A	Southern Utah	13 6	
									283 A	Southern Utah	12 6	
									283 N	Southern Utah	10 3	
LAST 10 GAMES												
			80 H	BYU	5 6	191 A	California Baptist	3 6				
			80 H	BYU	1 10	62 H	Seattle U	1 4				
			43 A	UNLV	0 8	90 A	New Mexico St.	1 6				
			283 A	Southern Utah	13 6	196 A	Idaho St.	6 8				
			211 A	Montana	3 10	204 H	UMKC	9 8				

Non-Div. I Games:

Utah Valley

S
i
e
n
a

 Tie,  Loss,  Non-Conf, S Site, H Home, A Away, N Neutral Page 335

RPI	S	Opponent	Score	
268	H	Canisius	4	1
269	H	Holy Cross	6	2
269	H	Holy Cross	7	9
280	A	Niagara	7	6
280	A	Niagara	3	4
288	N	Cornell	10	2

Siena

S
i
e
n
a

S
i
e
n
a

Average RPI Win: 212		WON-LOST	WINNING	LAST 10	STRENGTH OF		OPP. STRENGTH	TEAM	ADJ	CONF.	ADJ CONF.
Average RPI Loss: 148		RECORD	PCT. RANK	GAMES	SCHEDULE		OF SCHEDULE	RPI	RPI	RPI	RPI
DIV. I ONLY		14-24-0	.36842	218	1-9-0		219	213	237	.4328	236
DIV. I NON-CONF.		11-15-0	.42308	186	0-1-0		284	233	248	.4222	243
TOTALS		RPI 1-25	RPI 26-50		W-L RECORDS		RPI 51-100		RPI 101-150		RPI 150+
14-24-0	0-0-0	0-1-0		OVERALL		0-7-0		1-3-0		13-13-0	
3-6-0	0-0-0	0-0-0		HOME		0-0-0		0-1-0		3-5-0	
3-11-0	0-0-0	0-1-0		AWAY		0-7-0		1-1-0		2-2-0	
8-7-0	0-0-0	0-0-0		NEUTRAL		0-0-0		0-1-0		8-6-0	
11-15-0	0-0-0	0-1-0		NON-CONFERENCE		0-1-0		1-3-0		10-10-0	
0-3-0	0-0-0	0-0-0		HOME		0-0-0		0-1-0		0-2-0	
3-5-0	0-0-0	0-0-		AWAY		0-1-0		1-1-0		2-2-0	
8-7-0	0-0-0	0-0-0		NEUTRAL		0-0-0		0-1-0		8-6-0	
3-9-0	0-0-0	0-0-0		CONFERENCE		0-6-0		0-0-0		3-3-0	
3-3-0	0-0-0	0-0-0		HOME		0-0-0		0-0-0		3-3-0	
0-6-0	0-0-0	0-0-0		AWAY		0-6-0		0-0-0		0-0-0	
0-0-0	0-0-0	0-0-0		NEUTRAL		0-0-0		0-0-0		0-0-0	
RPI	S	Opponent	Score	RPI	S	Opponent	Score	RPI	S	Opponent	Score
				46	A	San Jose St.	0 6	57	A	Fresno St.	3 5
								62	A	Seattle U	0 1
								62	A	Seattle U	1 6
								62	A	Seattle U	0 8
								64	A	Grand Canyon	1 9
								64	A	Grand Canyon	2 3
								64	A	Grand Canyon	0 6

Non-Div. I Games:

CSU Bakersfield

RPI	S	Opponent	Score	
254	N	Santa Clara	5	2
254	N	Santa Clara	8	10
283	N	Southern Utah	11	5

CSU Bakersfield

C
S
U
B
a
k
e
r
s
f
i
e
l
d

C
S
U
B
a
k
e
r
s
f
i
e
l
d

Average RPI Win:		202	WON-LOST		WINNING		LAST 10		STRENGTH OF		OPP. STRENGTH		TEAM		ADJ		CONF.		ADJ CONF.				
Average RPI Loss:		114	RECORD		PCT. RANK		GAMES		SCHEDULE		OF SCHEDULE		RPI		RPI		RPI		RPI				
DIV. I ONLY			10-33-0		.23256	270	5-5-0		145		153		242		.43221	237	25		25				
DIV. I NON-CONF.			5-24-0		.17241	271	0		52		89		216		.44917	213	25		23				
TOTALS		RPI 1-25		RPI 26-50		W-L RECORDS		RPI 51-100		RPI 101-150		RPI 150+											
10-33-0		0-3-0		0-7-0		OVERALL		1-7-0		0-8-0		9-8-0											
3-6-0		0-0-0		0-1-0		HOME		0-0-0		0-5-0		3-0-0											
3-13-0		0-2-0		0-3-0		AWAY		0-2-0		0-0-0		3-6-0											
4-14-0		0-1-0		0-3-0		NEUTRAL		1-5-0		0-3-0		3-2-0											
5-24-0		0-3-0		0-7-0		NON-CONFERENCE		1-7-0		0-3-0		4-4-0											
0-1-0		0-0-0		0-1-0		HOME		0-0-0		0-0-0		0-0-0											
1-9-0		0-2-0		0-0-		AWAY		0-2-0		0-0-0		1-2-0											
4-14-0		0-1-0		0-3-0		NEUTRAL		1-5-0		0-3-0		3-2-0											
5-9-0		0-0-0		0-0-0		CONFERENCE		0-0-0		0-5-0		5-4-0											
3-5-0		0-0-0		0-0-0		HOME		0-0-0		0-5-0		3-0-0											
2-4-0		0-0-0		0-0-0		AWAY		0-0-0		0-0-0		2-4-0											
0-0-0		0-0-0		0-0-0		NEUTRAL		0-0-0		0-0-0		0-0-0											
RPI	S	Opponent		Score		RPI	S	Opponent		Score		RPI	S	Opponent		Score		RPI	S	Opponent		Score	
21	A	Texas Tech		0	8	34	H	Colorado St.		3	4	51	N	Iowa St.		7	6	111	N	Northern Ill.		3	8
21	A	Texas Tech		2	7	39	N	North Dakota St.		0	4	51	N	Iowa St.		3	7	117	N	Ball St.		0	10
23	N	Arkansas		0	11	46	A	San Jose St.		1	3	54	A	North Texas		2	8	127	H	Weber St.		4	6
						47	N	Southern Ill.		0	6	54	N	North Texas		0	9	127	H	Weber St.		1	6
						49	A	Texas A&M		2	18	64	A	Grand Canyon		0	8	133	H	Sacramento St.		5	6
						49	A	Texas A&M		1	9	94	N	Jacksonville St.		6	12	133	H	Sacramento St.		4	5
						50	N	UCF		0	7	94	N	Jacksonville St.		1	4	133	H	Sacramento St.		9	12
												95	N	Utah		0	7	136	N	South Dakota		1	11
																		162	N	Utah St.		9	5
																		184	N	Gardner-Webb		8	9
																		191	N	California Baptist		6	1
																		196	H	Idaho St.		4	2
																		196	H	Idaho St.		4	3
																		196	H	Idaho St.		9	1
																		208	N	Detroit Mercy		1	4
																		215	A	Saint Louis		5	8
																		223	A	Portland St.		0	3
																		223	A	Portland St.		7	6
																		223	A	Portland St.		0	4
																		254	A	Santa Clara		2	0
																		254	A	Santa Clara		1	9
																		267	N	Omaha		6	3
																		283	A	Southern Utah		3	4
																		283	A	Southern Utah		7	4
																		283	A	Southern Utah		11	16

Average RPI Win:	264	WON-LOST	WINNING	LAST 10	STRENGTH OF	OPP. STRENGTH	TEAM	ADJ	CONF.	ADJ CONF.	
Average RPI Loss:	158	RECORD	PCT. RANK	GAMES	SCHEDULE	OF SCHEDULE	RPI	RPI	RPI	RPI	
DIV. I ONLY	21-19-0	.525	129	3-7-0	281	268	238	.42927	238	19	20
DIV. I NON-CONF.	16-6-0	.72727	41	1-1-0	295	297	208	.45012	212	22	22
<hr/>											
TOTALS	RPI 1-25	RPI 26-50		W-L RECORDS		RPI 51-100		RPI 101-150		RPI 150+	
21-19-0	0-0-0	0-0-0		OVERALL		0-4-0		0-5-0		21-10-0	
17-11-0	0-0-0	0-0-0		HOME		0-0-0		0-4-0		17-7-0	
3-7-0	0-0-0	0-0-0		AWAY		0-4-0		0-0-0		3-3-0	
1-1-0	0-0-0	0-0-0		NEUTRAL		0-0-0		0-1-0		1-0-0	
<hr/>											
16-6-0	0-0-0	0-0-0		NON-CONFERENCE		0-1-0		0-2-0		16-3-0	
15-4-0	0-0-0	0-0-0		HOME		0-0-0		0-1-0		15-3-0	
0-1-0	0-0-0	0-0-		AWAY		0-1-0		0-0-0		0-0-0	
1-1-0	0-0-0	0-0-0		NEUTRAL		0-0-0		0-1-0		1-0-0	
<hr/>											
5-13-0	0-0-0	0-0-0		CONFERENCE		0-3-0		0-3-0		5-7-0	
2-7-0	0-0-0	0-0-0		HOME		0-0-0		0-3-0		2-4-0	
3-6-0	0-0-0	0-0-0		AWAY		0-3-0		0-0-0		3-3-0	
0-0-0	0-0-0	0-0-0		NEUTRAL		0-0-0		0-0-0		0-0-0	
<hr/>											
RPI	S	Opponent	Score	RPI	S	Opponent	Score	RPI	S	Opponent	Score
				66 A USC Upstate 0 15				139 H Hofstra 2 11			
				66 A USC Upstate 1 10				140 N Virginia 0 2			
				66 A USC Upstate 1 9				150 H Campbell 2 4			
				78 A Elon 7 9				150 H Campbell 6 9			
								150 H Campbell 1 13			
								156 A Radford 2 3			
								156 A Radford 0 24			
								156 A Radford 0 1			
								177 H Winthrop 9 1			
								177 H Winthrop 4 8			
								177 H Winthrop 0 3			
								203 H Charleston So. 3 2			
								203 H Charleston So. 0 5			
								203 H Charleston So. 1 2			
								209 H Drexel 5 2			
								241 H Norfolk St. 4 3			
								241 H Norfolk St. 1 2			
								245 H Iona 7 3			
								249 H Mt. St. Mary's 5 4			
								249 H Mt. St. Mary's 3 7			
				259 H Central Conn. St. 5 4							
				266 A Presbyterian 8 4							
				266 A Presbyterian 4 1							
				266 A Presbyterian 4 2							
				274 H N.C. Central 8 0							
				274 H N.C. Central 5 6							
				274 N N.C. Central 4 3							
<hr/>											
				LAST 10 GAMES							
				156 A Radford 0 24				297 H South Carolina St. 11 2			
				156 A Radford 2 3				286 H Delaware St. 9 0			
				156 A Radford 0 1				286 H Delaware St. 5 3			
				177 H Winthrop 0 3				259 H Central Conn. St. 5 4			
				177 H Winthrop 4 8				297 H South Carolina St. 8 0			
								266 A Presbyterian 8 4			
								266 A Presbyterian 4 1			
								266 A Presbyterian 4 2			
								274 H N.C. Central 8 0			
								274 H N.C. Central 5 6			
								274 N N.C. Central 4 3			

Non-Div. I Games:

Hampton

RPI	S	Opponent	Score	
285	H	Coppin St.	8	0
285	H	Coppin St.	11	2
286	H	Delaware St.	5	3
286	H	Delaware St.	9	0
287	H	St. Bonaventure	8	7
296	H	Saint Peter's	7	3
297	H	South Carolina St.	8	0
297	H	South Carolina St.	13	2
297	H	South Carolina St.	11	2

H
a
m
p
t
o
n

H
a
m
p
t
o
n

Hampton

Average RPI Win:	215	WON-LOST RECORD	WINNING PCT. RANK	LAST 10 GAMES		STRENGTH OF SCHEDULE	OPP. STRENGTH OF SCHEDULE	TEAM RPI	ADJ RPI	CONF. RPI	ADJ CONF. RPI			
DIV. I ONLY		11-31-0	.2619	261	4-6-0	147	181	236	.4292	239	22	22		
DIV. I NON-CONF.		7-29-0	.19444	264	0-4-0	85	176	232	.4295	235	21	21		
<hr/>														
TOTALS	RPI 1-25	RPI 26-50		W-L RECORDS		RPI 51-100		RPI 101-150		RPI 150+				
11-31-0	0-2-0	0-2-0		OVERALL		0-9-0		0-8-0		11-10-0				
7-10-0	0-0-0	0-0-0		HOME		0-1-0		0-4-0		7-5-0				
2-12-0	0-0-0	0-2-0		AWAY		0-5-0		0-4-0		2-1-0				
2-9-0	0-2-0	0-0-0		NEUTRAL		0-3-0		0-0-0		2-4-0				
7-29-0	0-2-0	0-2-0		NON-CONFERENCE		0-9-0		0-8-0		7-8-0				
5-9-0	0-0-0	0-0-0		HOME		0-1-0		0-4-0		5-4-0				
0-11-0	0-0-0	0-0-		AWAY		0-5-0		0-4-0		0-0-0				
2-9-0	0-2-0	0-0-0		NEUTRAL		0-3-0		0-0-0		2-4-0				
4-2-0	0-0-0	0-0-0		CONFERENCE		0-0-0		0-0-0		4-2-0				
2-1-0	0-0-0	0-0-0		HOME		0-0-0		0-0-0		2-1-0				
2-1-0	0-0-0	0-0-0		AWAY		0-0-0		0-0-0		2-1-0				
0-0-0	0-0-0	0-0-0		NEUTRAL		0-0-0		0-0-0		0-0-0				
RPI	S	Opponent	Score		RPI	S	Opponent	Score		RPI	S	Opponent	Score	
2	N	UCLA	1	9	26	A	Stanford	0	8	54	A	North Texas	7	14
2	N	UCLA	1	13	26	A	Stanford	0	8	54	A	North Texas	2	9
										54	A	North Texas	0	8
										57	N	Fresno St.	3	4
										62	N	Seattle U	1	7
										69	A	UC Davis	0	6
										70	A	California	0	8
										70	H	California	5	13
										71	N	UT Arlington	0	8
						</								

Non-Div. I Games:

Saint Mary's (CA)

RPI	S	Opponent	Score	
275	H	Fairleigh Dickinson	3	2
275	H	Fairleigh Dickinson	0	1

Saint Mary's (CA)

S
a
i
n
t
M
a
r
y
'
s
(
C
A
)

S
a
i
n
t
M
a
r
y
'
s
(
C
A
)

Average RPI Win: 245		WON-LOST RECORD	WINNING PCT. RANK		LAST 10 GAMES	STRENGTH OF SCHEDULE	OPP. STRENGTH OF SCHEDULE	TEAM RPI	ADJ RPI		CONF. RPI	ADJ CONF. RPI											
Average RPI Loss: 144																							
DIV. I ONLY		11-27-0	.28947	248	6-4-0	171	224	243	.42844	240	27	28											
DIV. I NON-CONF.		4-24-0	.14286	279	0-1-0	96	212	257	.41567	257	27	29											
<hr/>																							
TOTALS		RPI 1-25		RPI 26-50		W-L RECORDS		RPI 51-100		RPI 101-150		RPI 150+											
11-27-0		0-2-0		0-1-0		OVERALL		0-1-0		0-12-0		11-11-0											
5-2-0		0-0-0		0-0-0		HOME		0-0-0		0-1-0		5-1-0											
3-12-0		0-2-0		0-1-0		AWAY		0-0-0		0-7-0		3-2-0											
3-13-0		0-0-0		0-0-0		NEUTRAL		0-1-0		0-4-0		3-8-0											
4-24-0		0-2-0		0-1-0		NON-CONFERENCE		0-1-0		0-12-0		4-8-0											
0-1-0		0-0-0		0-0-0		HOME		0-0-0		0-1-0		0-0-0											
1-10-0		0-2-0		0-0-		AWAY		0-0-0		0-7-0		1-0-0											
3-13-0		0-0-0		0-0-0		NEUTRAL		0-1-0		0-4-0		3-8-0											
7-3-0		0-0-0		0-0-0		CONFERENCE		0-0-0		0-0-0		7-3-0											
5-1-0		0-0-0		0-0-0		HOME		0-0-0		0-0-0		5-1-0											
2-2-0		0-0-0		0-0-0		AWAY		0-0-0		0-0-0		2-2-0											
0-0-0		0-0-0		0-0-0		NEUTRAL		0-0-0		0-0-0		0-0-0											
RPI	S	Opponent		Score		RPI	S	Opponent		Score		RPI	S	Opponent		Score							
18	A	South Carolina		2	10	31	A	Georgia		0	8	79	N	NC State		0	4						
18	A	South Carolina		0	7									102	A	Coastal Caro.		1	5				
														102	A	Coastal Caro.		0	7				
														105	A	Maryland		2	9				
														109	H	UMass Lowell		6	7				
														116	A	FIU		2	5				
														124	N	Memphis		2	10				
														125	A	Providence		1	3				
														128	A	Stony Brook		2	8				
														128	A	Stony Brook		0	6				
														131	N	Belmont		1	5				
														131	N	Belmont		2	3				
														144	N	Massachusetts		1	2				
														158	A	Col. of Charleston		7	3				
														159	N	UConn		0	3				
														159	N	UConn		0	11				
														168	N	Michigan St.		0	3				
														189	N	Marist		1	3				
														209	N	Drexel		3	16				
														209	N	Drexel		2	3				
														218	H	Saint Francis (PA)		4	5				
														218	H	Saint Francis (PA)		7	3				
														226	N	Fairfield		7	2				
														226	N	Fairfield		6	1				
														232	N	Youngstown St.		0	2				
														249	A	Mt. St. Mary's		2	6				
														249	A	Mt. St. Mary's		3	4				
														252	H	Robert Morris		7	4				
<hr/>																							
LAST 10 GAMES																							
218 H Saint Francis (PA)						4	5	18 A South Carolina						2	10	226 N Fairfield						7	2
218 H Saint Francis (PA)						7	3	260 A Wagner						6	0	232 N Youngstown St.						0	2
252 H Robert Morris						6	1	249 A Mt. St. Mary's						3	4	249 A Mt. St. Mary's						2	6
249 A Mt. St. Mary's						2	6	275 H Fairleigh Dickinson						4	3	249 A Mt. St. Mary's						3	4
275 H Fairleigh Dickinson						5	2	260 A Wagner						5	0	252 H Robert Morris						7	4

Non-Div. I Games:

Bryant

RPI	S	Opponent	Score	
252	H	Robert Morris	6	1
260	A	Wagner	5	0
260	A	Wagner	6	0
261	N	Rhode Island	0	3
275	H	Fairleigh Dickinson	4	3
275	H	Fairleigh Dickinson	5	2
296	N	Saint Peter's	8	1

Bryant

Average RPI Win: 259		WON-LOST RECORD	WINNING PCT. RANK		LAST 10 GAMES	STRENGTH OF SCHEDULE	OPP. STRENGTH OF SCHEDULE	TEAM RPI	ADJ RPI		CONF. RPI	ADJ CONF. RPI
Average RPI Loss: 215												
DIV. I ONLY		23-16-0	.58974	93	6-4-0	290	288	241	.42826	241	32	32
DIV. I NON-CONF.		9-12-0	.42857	179	1-3-0	251	255	229	.4363	229	32	32
<hr/>												
TOTALS		RPI 1-25		RPI 26-50		W-L RECORDS		RPI 51-100		RPI 101-150		RPI 150+
23-16-0		0-0-0		0-0-0		OVERALL		0-1-0		1-2-0		22-13-0
14-5-0		0-0-0		0-0-0		HOME		0-0-0		1-1-0		13-4-0
7-9-0		0-0-0		0-0-0		AWAY		0-1-0		0-1-0		7-7-0
2-2-0		0-0-0		0-0-0		NEUTRAL		0-0-0		0-0-0		2-2-0
9-12-0		0-0-0		0-0-0		NON-CONFERENCE		0-1-0		1-2-0		8-9-0
5-5-0		0-0-0		0-0-0		HOME		0-0-0		1-1-0		4-4-0
2-6-0		0-0-0		0-0-		AWAY		0-1-0		0-1-0		2-4-0
2-1-0		0-0-0		0-0-0		NEUTRAL		0-0-0		0-0-0		2-1-0
14-4-0		0-0-0		0-0-0		CONFERENCE		0-0-0		0-0-0		14-4-0
9-0-0		0-0-0		0-0-0		HOME		0-0-0		0-0-0		9-0-0
5-3-0		0-0-0		0-0-0		AWAY		0-0-0		0-0-0		5-3-0
0-1-0		0-0-0		0-0-0		NEUTRAL		0-0-0		0-0-0		0-1-0
RPI	S	Opponent	Score	RPI	S	Opponent	Score	RPI	S	Opponent	Score	
								60	A	Longwood	4	6
								115	H	Albany (NY)	1	0
								139	H	Hofstra	0	6
								140	A	Virginia	2	10
								156	A	Radford	1	0
								156	A	Radford	3	8
								185	H	Delaware	8	7
								185	H	Delaware	1	3
								185	N	Delaware	7	6
								209	H	Drexel	2	10
								216	A	UMBC	2	5
								216	A	UMBC	0	7
								238	A	Hampton	2	1
								238	A	Hampton	3	4
								245	H	Iona	6	2
								249	H	Mt. St. Mary's	2	6
								252	N	Robert Morris	8	11
								259	H	Central Conn. St.	3	7
								263	N	Buffalo	5	4
								274	A	N.C. Central	7	8
								274	A	N.C. Central	10	3
								279	A	Morgan St.	6	5
								279	A	Morgan St.	7	0
								279	A	Morgan St.	5	6
								282	H	N.C. A&T	1	0
								282	H	N.C. A&T	15	4
								284	H	Morehead St.	8	3
								285	H	Coppin St.	7	1
LAST 10 GAMES												
								287	H	St. Bonaventure	5	1
								286	N	Delaware St.	3	4
								185	H	Delaware	8	7
								185	H	Delaware	1	3
								156	A	Radford	3	8

Non-Div. I Games:

Norfolk St.

RPI	S	Opponent	Score	
285	H	Coppin St.	3	0
285	H	Coppin St.	2	1
286	A	Delaware St.	1	6
286	A	Delaware St.	9	5
286	A	Delaware St.	6	1
286	N	Delaware St.	3	4
287	H	St. Bonaventure	5	1
294	H	UMES	8	1
294	H	UMES	7	3
294	H	UMES	10	0
297	H	South Carolina St.	3	0

Norfolk St.

N
o
r
f
o
l
k
S
t
.

N
o
r
f
o
l
k
S
t
.

[illegible]

Non-Div. I Games:

Dartmouth

[illegible]

Non-Div. I Games:

Wright St.

Wright St.

Through Games Of April 21, 2019

RPI	S	Opponent	Score	
247	H	Northern Ky.	5	6
248	A	IUPUI	7	8
248	A	IUPUI	0	7
248	A	IUPUI	2	5
256	H	Oakland	9	8
256	H	Oakland	7	6
256	H	Oakland	2	10
262	A	Green Bay	11	8
262	A	Green Bay	7	2
262	A	Green Bay	1	5
284	A	Morehead St.	8	5
284	A	Morehead St.	7	2
286	N	Delaware St.	4	2
294	N	UMES	8	5
297	N	South Carolina St.	9	0

Wright St.

W
r
i
g
h
t
S
t
.

W
r
i
g
h
t
S
t
.

Average RPI Win: 242		WON-LOST RECORD	WINNING PCT. RANK	LAST 10 GAMES	STRENGTH OF SCHEDULE	OPP. STRENGTH OF SCHEDULE	TEAM RPI	ADJ RPI	CONF. RPI	ADJ CONF. RPI	
Average RPI Loss: 189											
DIV. I ONLY		18-24-0	.42857 190	6-4-0	230	270	232	.42322 244	23	23	
DIV. I NON-CONF.		13-15-0	.46429 155	2-2-0	276	290	239	.41619 253	23	25	
<hr/>											
TOTALS		RPI 1-25		RPI 26-50		W-L RECORDS		RPI 51-100		RPI 101-150	RPI 150+
18-24-0		0-0-0		0-0-0		OVERALL		0-0-0		1-8-0	17-16-0
10-10-0		0-0-0		0-0-0		HOME		0-0-0		1-4-0	9-6-0
8-11-0		0-0-0		0-0-0		AWAY		0-0-0		0-3-0	8-8-0
0-3-0		0-0-0		0-0-0		NEUTRAL		0-0-0		0-1-0	0-2-0
13-15-0		0-0-0		0-0-0		NON-CONFERENCE		0-0-0		0-1-0	13-14-0
7-5-0		0-0-0		0-0-0		HOME		0-0-0		0-0-0	7-5-0
6-7-0		0-0-0		0-0-		AWAY		0-0-0		0-0-0	6-7-0
0-3-0		0-0-0		0-0-0		NEUTRAL		0-0-0		0-1-0	0-2-0
5-9-0		0-0-0		0-0-0		CONFERENCE		0-0-0		1-7-0	4-2-0
3-5-0		0-0-0		0-0-0		HOME		0-0-0		1-4-0	2-1-0
2-4-0		0-0-0		0-0-0		AWAY		0-0-0		0-3-0	2-1-0
0-0-0		0-0-0		0-0-0		NEUTRAL		0-0-0		0-0-0	0-0-0
RPI S	Opponent	Score	RPI S	Opponent	Score	RPI S	Opponent	Score	RPI S	Opponent	Score
									109 H	UMass Lowell	6 10
									109 H	UMass Lowell	5 6
									115 A	Albany (NY)	2 8
									115 A	Albany (NY)	2 5
									115 A	Albany (NY)	3 6
									128 H	Stony Brook	4 1
									128 H	Stony Brook	0 9
									128 H	Stony Brook	0 9
									137 N	Loyola Chicago	0 8
									159 H	UConn	0 11
									159 H	UConn	1 17
									184 A	Gardner-Webb	4 12
									189 A	Marist	1 3
									189 A	Marist	4 2
									200 H	Binghamton	9 2
									200 H	Binghamton	6 4
									200 H	Binghamton	3 7
									226 H	Fairfield	0 10
									226 H	Fairfield	5 6
									231 A	Sacred Heart	3 1
									231 A	Sacred Heart	0 4
									231 N	Sacred Heart	3 10
			LAST 10 GAMES						231 N	Sacred Heart	3 10
			200 H	Binghamton	3 7	226 H	Fairfield	0 10	235 A	Siena	11 0
			200 H	Binghamton	6 4	226 H	Fairfield	5 6	235 A	Siena	3 8
			189 A	Marist	4 2	259 A	Central Conn. St.	10 9	235 H	Siena	7 5
			189 A	Marist	1 3	259 H	Central Conn. St.	5 10	250 A	Maine	1 0
			259 A	Central Conn. St.	9 7	259 H	Central Conn. St.	3 0	250 A	Maine	2 5

Non-Div. I Games:

Hartford

RPI	S	Opponent	Score	
250	A	Maine	4	2
251	H	Manhattan	5	4
255	A	Yale	3	4
255	A	Yale	0	5
256	N	Oakland	4	7
259	A	Central Conn. St.	10	9
259	A	Central Conn. St.	9	7
259	H	Central Conn. St.	5	10
259	H	Central Conn. St.	3	0
265	A	Quinnipiac	9	8
265	A	Quinnipiac	0	6
275	H	Fairleigh Dickinson	7	1
275	H	Fairleigh Dickinson	4	2
296	H	Saint Peter's	17	7
296	H	Saint Peter's	8	5

Hartford

H
a
r
t
f
o
r
d

H
a
r
t
f
o
r
d

I
o
n
a

Iona

RPI	S	Opponent	Score	
296	A	Saint Peter's	10	0
296	A	Saint Peter's	16	2

Iona

I
o
n
a

I
o
n
a

Average RPI Win:		207	WON-LOST RECORD		WINNING PCT. RANK		LAST 10 GAMES		STRENGTH OF SCHEDULE		OPP. STRENGTH OF SCHEDULE		TEAM RPI		ADJ RPI		CONF. RPI		ADJ CONF. RPI								
DIV. I ONLY			19-30-0		.38776	210	3-7-0		268		134		247		.42206	246	21		21								
DIV. I NON-CONF.			15-22-0		.40541	197	0		248		141		222		.44375	226	20		20								
TOTALS		RPI 1-25		RPI 26-50		W-L RECORDS		RPI 51-100		RPI 101-150		RPI 150+															
19-30-0		0-2-0		0-1-0		OVERALL		2-7-0		0-7-0		17-13-0															
0-3-0		0-0-0		0-0-0		HOME		0-0-0		0-3-0		0-0-0															
9-18-0		0-0-0		0-1-0		AWAY		1-6-0		0-4-0		8-7-0															
10-9-0		0-2-0		0-0-0		NEUTRAL		1-1-0		0-0-0		9-6-0															
15-22-0		0-2-0		0-1-0		NON-CONFERENCE		2-7-0		0-1-0		13-11-0															
0-0-0		0-0-0		0-0-0		HOME		0-0-0		0-0-0		0-0-0															
5-13-0		0-0-0		0-0-		AWAY		1-6-0		0-1-0		4-5-0															
10-9-0		0-2-0		0-0-0		NEUTRAL		1-1-0		0-0-0		9-6-0															
4-8-0		0-0-0		0-0-0		CONFERENCE		0-0-0		0-6-0		4-2-0															
0-3-0		0-0-0		0-0-0		HOME		0-0-0		0-3-0		0-0-0															
4-5-0		0-0-0		0-0-0		AWAY		0-0-0		0-3-0		4-2-0															
0-0-0		0-0-0		0-0-0		NEUTRAL		0-0-0		0-0-0		0-0-0															
RPI	S	Opponent		Score		RPI	S	Opponent		Score		RPI	S	Opponent		Score											
22	N	Tulsa		4	13	43	A	UNLV		1	10	52	N	Lipscomb		0	7	136	A	South Dakota	6	9					
22	N	Tulsa		0	2							57	A	Fresno St.		3	5	136	A	South Dakota	4	7					
												62	A	Seattle U		2	6	136	A	South Dakota	0	4					
												62	A	Seattle U		5	1	147	H	Western Ill.	0	8					
												64	A	Grand Canyon		2	8	147	H	Western Ill.	2	3					
												81	N	Long Beach St.		2	1	147	H	Western Ill.	1	10					
												90	A	New Mexico St.		0	8	149	A	South Alabama	0	8					
												90	A	New Mexico St.		2	5	161	A	New Mexico	6	7					
												90	A	New Mexico St.		0	3	161	A	New Mexico	3	7					
																		168	N	Michigan St.		9	5				
																		168	N	Michigan St.		6	5				
																		173	N	Mercer		4	2				
																		180	N	Seton Hall		4	6				
																		191	N	California Baptist		0	3				
																		191	N	California Baptist		0	8				
																		192	A	Stetson		9	4				
																		192	A	Stetson		6	3				
																		192	A	Stetson		0	1				
																		201	N	UC Santa Barbara		3	2				
																		211	N	Montana		6	2				
																		220	A	Pacific		0	2				
																		220	A	Pacific		5	6				
						LAST 10 GAMES												223	N	Portland St.		3	6				
						147 H Western Ill.						2	3	253 A Purdue Fort Wayne						6	2	223	N	Portland St.		5	4
						147 H Western Ill.						1	10	267 A Omaha						8	10	234	N	Utah Valley		4	8
						255 N Yale						6	5	220 A Pacific						0	2	236	A	CSU Bakersfield		7	4
						161 A New Mexico						3	7	90 A New Mexico St.						0	8	236	A	CSU Bakersfield		8	2
						236 A CSU Bakersfield						7	4	136 A South Dakota						0	4						

Non-Div. I Games:

North Dakota

RPI	S	Opponent	Score	
249	N	Mt. St. Mary's	6	5
249	N	Mt. St. Mary's	11	2
253	A	Purdue Fort Wayne	6	2
253	A	Purdue Fort Wayne	4	1
253	A	Purdue Fort Wayne	3	7
255	N	Yale	6	5
267	A	Omaha	3	1
267	A	Omaha	18	12
267	A	Omaha	8	10
283	N	Southern Utah	6	7

North Dakota

N
o
r
t
h
D
a
k
o
t
a

N
o
r
t
h
D
a
k
o
t
a

Average RPI Win:		231	WON-LOST RECORD		WINNING PCT. RANK		LAST 10 GAMES		STRENGTH OF SCHEDULE		OPP. STRENGTH OF SCHEDULE		TEAM RPI		ADJ RPI		CONF. RPI		ADJ CONF. RPI	
DIV. I ONLY			14-25-0		.35897 220		5-5-0		227		243		245		.42139 247		29		27	
DIV. I NON-CONF.			7-18-0		.28 243		0-2-0		183		223		241		.4231 241		28		27	
TOTALS		RPI 1-25		RPI 26-50		W-L RECORDS		RPI 51-100		RPI 101-150		RPI 150+								
14-25-0		0-1-0		0-1-0		OVERALL		0-5-0		2-8-0		12-10-0								
2-5-0		0-1-0		0-0-0		HOME		0-0-0		0-0-0		2-4-0								
5-9-0		0-0-0		0-0-0		AWAY		0-3-0		1-4-0		4-2-0								
7-11-0		0-0-0		0-1-0		NEUTRAL		0-2-0		1-4-0		6-4-0								
7-18-0		0-1-0		0-1-0		NON-CONFERENCE		0-5-0		1-6-0		6-5-0								
0-1-0		0-1-0		0-0-0		HOME		0-0-0		0-0-0		0-0-0								
0-6-0		0-0-0		0-0-		AWAY		0-3-0		0-2-0		0-1-0								
7-11-0		0-0-0		0-1-0		NEUTRAL		0-2-0		1-4-0		6-4-0								
7-7-0		0-0-0		0-0-0		CONFERENCE		0-0-0		1-2-0		6-5-0								
2-4-0		0-0-0		0-0-0		HOME		0-0-0		0-0-0		2-4-0								
5-3-0		0-0-0		0-0-0		AWAY		0-0-0		1-2-0		4-1-0								
0-0-0		0-0-0		0-0-0		NEUTRAL		0-0-0		0-0-0		0-0-0								
RPI	S	Opponent		Score		RPI	S	Opponent		Score		RPI	S	Opponent		Score				
16	H	Kentucky		0 13		48	N	Cal St. Fullerton		0 3		60	N	Longwood		1 6				
												69	N	UC Davis		0 3				
												72	A	UNC Greensboro		2 5				
												78	A	Elon		2 9				
												97	A	Eastern Ky.		3 6				
												108	A	Ohio		1 3				
												109	N	UMass Lowell		4 6				
												120	N	Nevada		0 12				
												129	N	CSUN		4 3				
												131	A	Belmont		5 6				
												140	N	Virginia		2 4				
												140	N	Virginia		1 11				
												141	A	UIC		4 7				
												141	A	UIC		9 17				
												141	A	UIC		4 2				
												196	N	Idaho St.		1 2				
												196	N	Idaho St.		7 5				
												196	N	Idaho St.		3 0				
												197	N	Dayton		1 3				
												243	A	Wright St.		4 5				
												243	A	Wright St.		13 7				
												243	A	Wright St.		6 5				
												245	N	Iona		5 1				
												245	N	Iona		3 2				
												248	H	IUPUI		5 13				
												248	H	IUPUI		0 1				
												248	H	IUPUI		2 4				
												254	A	Santa Clara		0 1				
												256	A	Oakland		5 4				
												256	A	Oakland		6 5				
												262	H	Green Bay		3 2				
												262	H	Green Bay		6 2				

N
o
r
t
h
e
r
n
K
y
.

N
o
r
t
h
e
r
n
K
y
.

Northern Ky.

I
U
P
U
I

IUPUI

RPI	S	Opponent	Score	
247	A	Northern Ky.	13	5
247	A	Northern Ky.	4	2
249	N	Mt. St. Mary's	3	0
256	H	Oakland	7	1
256	H	Oakland	9	10
256	H	Oakland	11	3
262	A	Green Bay	0	7
262	A	Green Bay	1	7
262	A	Green Bay	13	14
271	A	Cleveland St.	0	1
271	A	Cleveland St.	7	1
271	A	Cleveland St.	10	6
284	N	Morehead St.	11	2

M
t
.
S
t
.
M
a
r
y
:
S

Mt. St. Mary's

M
a
i
n
e

Maine

RPI	S	Opponent	Score	
244	H	Hartford	2	4
245	N	Iona	3	1
251	N	Manhattan	1	5
261	N	Rhode Island	11	2
269	H	Holy Cross	8	7
269	H	Holy Cross	2	3

Maine

M
a
i
n
e

M
a
i
n
e

Average RPI Win: 266		WON-LOST RECORD		WINNING PCT. RANK		LAST 10 GAMES		STRENGTH OF SCHEDULE		OPP. STRENGTH OF SCHEDULE		TEAM RPI		ADJ RPI		CONF. RPI		ADJ CONF. RPI	
DIV. I ONLY		17-23-0		.425 193		5-5-0		262		275		250		.41634 251		30		30	
DIV. I NON-CONF.		11-15-0		.42308 186		0-1-0		266		270		237		.42501 239		30		30	
TOTALS		RPI 1-25		RPI 26-50		W-L RECORDS		RPI 51-100		RPI 101-150		RPI 150+							
17-23-0		0-0-0		0-2-0		OVERALL		0-2-0		0-0-0		17-19-0							
8-5-0		0-0-0		0-0-0		HOME		0-0-0		0-0-0		8-5-0							
4-13-0		0-0-0		0-2-0		AWAY		0-1-0		0-0-0		4-10-0							
5-5-0		0-0-0		0-0-0		NEUTRAL		0-1-0		0-0-0		5-4-0							
11-15-0		0-0-0		0-2-0		NON-CONFERENCE		0-2-0		0-0-0		11-11-0							
4-1-0		0-0-0		0-0-0		HOME		0-0-0		0-0-0		4-1-0							
2-9-0		0-0-0		0-0-		AWAY		0-1-0		0-0-0		2-6-0							
5-5-0		0-0-0		0-0-0		NEUTRAL		0-1-0		0-0-0		5-4-0							
6-8-0		0-0-0		0-0-0		CONFERENCE		0-0-0		0-0-0		6-8-0							
4-4-0		0-0-0		0-0-0		HOME		0-0-0		0-0-0		4-4-0							
2-4-0		0-0-0		0-0-0		AWAY		0-0-0		0-0-0		2-4-0							
0-0-0		0-0-0		0-0-0		NEUTRAL		0-0-0		0-0-0		0-0-0							
RPI	S	Opponent		Score		RPI	S	Opponent		Score		RPI	S	Opponent		Score			
				46	A	San Jose St.	6	8	91	A	St. John's (NY)	0	6	152	A	George Washington	1	10	
				46	A	San Jose St.	2	9	100	N	North Florida	1	9	152	A	George Washington	4	5	
														154	N	Bucknell	3	5	
														154	N	Bucknell	3	4	
														178	H	Monmouth	1	3	
														178	H	Monmouth	3	4	
														181	N	Colgate	3	8	
														189	H	Marist	1	10	
														189	H	Marist	0	4	
														198	H	Columbia	3	6	
														208	N	Detroit Mercy	13	2	
														226	A	Fairfield	4	5	
														226	A	Fairfield	3	2	
														233	N	Georgetown	7	8	
														239	A	Saint Mary's (CA)	6	4	
														239	A	Saint Mary's (CA)	0	8	
														239	A	Saint Mary's (CA)	7	5	
														244	A	Hartford	4	5	
														245	A	Iona	2	3	
														245	A	Iona	5	0	
														250	N	Maine	5	1	
														259	H	Central Conn. St.	6	5	
														259	H	Central Conn. St.	3	2	
														260	A	Wagner	3	4	
														260	A	Wagner	4	5	
														265	A	Quinnipiac	5	8	
														265	A	Quinnipiac	0	2	
LAST 10 GAMES																			
				279	H	Morgan St.	2	1	265	A	Quinnipiac	5	8	259	H	Central Conn. St.	3	2	
				178	H	Monmouth	3	4	259	H	Central Conn. St.	3	2	260	A	Wagner	3	4	
				226	A	Fairfield	3	2	289	H	Rider	8	0	260	A	Wagner	4	5	
				46	A	San Jose St.	6	8	245	A	Iona	5	0	265	A	Quinnipiac	5	8	
				296	H	Saint Peter's	8	0	260	A	Wagner	3	4	265	A	Quinnipiac	0	2	

Non-Div. I Games:

Manhattan

RPI	S	Opponent	Score	
279	H	Morgan St.	2	1
279	H	Morgan St.	10	5
288	N	Cornell	8	1
288	N	Cornell	6	2
288	N	Cornell	11	9
289	H	Rider	7	5
289	H	Rider	8	0
296	H	Saint Peter's	8	0
296	H	Saint Peter's	8	0

Manhattan

M
a
n
h
a
t
t
a
n

M
a
n
h
a
t
t
a
n

Average RPI Win:	240	WON-LOST RECORD	WINNING PCT. RANK	LAST 10 GAMES	STRENGTH OF SCHEDULE	OPP. STRENGTH OF SCHEDULE	TEAM RPI	ADJ RPI	CONF. RPI	ADJ CONF. RPI		
Average RPI Loss:	149											
DIV. I ONLY	13-30-0	.30233	246	4-6-0	188	236	246	.41469	252	27	28	
DIV. I NON-CONF.	9-26-0	.25714	251	2-4-0	163	242	242	.41666	252	27	29	
<hr/>												
TOTALS	RPI 1-25	RPI 26-50		W-L RECORDS		RPI 51-100		RPI 101-150		RPI 150+		
13-30-0	0-1-0	0-0-0		OVERALL		0-11-0		2-6-0		11-12-0		
4-5-0	0-0-0	0-0-0		HOME		0-0-0		0-1-0		4-4-0		
5-15-0	0-1-0	0-0-0		AWAY		0-7-0		1-1-0		4-6-0		
4-10-0	0-0-0	0-0-0		NEUTRAL		0-4-0		1-4-0		3-2-0		
9-26-0	0-1-0	0-0-0		NON-CONFERENCE		0-11-0		2-6-0		7-8-0		
3-4-0	0-0-0	0-0-0		HOME		0-0-0		0-1-0		3-3-0		
2-12-0	0-1-0	0-0-		AWAY		0-7-0		1-1-0		1-3-0		
4-10-0	0-0-0	0-0-0		NEUTRAL		0-4-0		1-4-0		3-2-0		
4-4-0	0-0-0	0-0-0		CONFERENCE		0-0-0		0-0-0		4-4-0		
1-1-0	0-0-0	0-0-0		HOME		0-0-0		0-0-0		1-1-0		
3-3-0	0-0-0	0-0-0		AWAY		0-0-0		0-0-0		3-3-0		
0-0-0	0-0-0	0-0-0		NEUTRAL		0-0-0		0-0-0		0-0-0		
RPI S	Opponent	Score	RPI S	Opponent	Score	RPI S	Opponent	Score	RPI S	Opponent	Score	
2	A	UCLA	0	11		56	A	Liberty	0	4		
						60	A	Longwood	1	4		
						60	N	Longwood	0	2		
						66	A	USC Upstate	1	5		
						66	A	USC Upstate	0	8		
						66	A	USC Upstate	0	8		
						67	A	Kent St.	0	7		
						67	A	Kent St.	3	11		
						80	N	BYU	0	1		
						83	N	Rutgers	2	11		
						83	N	Rutgers	0	8		
									101	N	San Diego St.	
									1	6		
									108	N	Ohio	
									1	8		
									112	N	Boston U.	
									0	4		
									115	H	Albany (NY)	
									4	5		
									115	N	Albany (NY)	
									5	1		
									115	N	Albany (NY)	
									3	8		
									146	A	Penn St.	
									0	11		
									146	A	Penn St.	
									4	1		
									216	A	UMBC	
									0	5		
									216	A	UMBC	
									0	1		
									218	A	Saint Francis (PA)	
									12	4		
									218	A	Saint Francis (PA)	
									5	6		
									232	H	Youngstown St.	
									2	3		
									232	H	Youngstown St.	
									4	1		
									240	A	Bryant	
									4	7		
									240	A	Bryant	
									1	6		
									241	N	Norfolk St.	
									11	8		
									259	A	Central Conn. St.	
									5	2		
									259	A	Central Conn. St.	
									2	0		
									260	H	Wagner	
									1	11		
									260	H	Wagner	
									10	1		
									271	H	Cleveland St.	
									6	5		
									271	H	Cleveland St.	
									5	8		
									271	N	Cleveland St.	
									6	4		
									271	N	Cleveland St.	
									8	11		
									274	N	N.C. Central	
									5	6		
									280	H	Niagara	
									2	0		
<hr/>												
LAST 10 GAMES												
271	N	Cleveland St.	8	11	240	A	Bryant	1	6	271	H	Cleveland St.
56	A	Liberty	0	4	260	H	Wagner	1	11	271	N	Cleveland St.
66	A	USC Upstate	0	8	218	A	Saint Francis (PA)	12	4	271	N	Cleveland St.
60	A	Longwood	1	4	146	A	Penn St.	0	11	274	N	N.C. Central
60	N	Longwood	0	2	259	A	Central Conn. St.	5	2	280	H	Niagara

Non-Div. I Games:

Robert Morris

RPI	S	Opponent	Score	
280	H	Niagara	5	6
286	N	Delaware St.	7	1
287	A	St. Bonaventure	8	2
287	A	St. Bonaventure	1	11

Robert Morris

R
o
b
e
r
t
M
o
r
r
i
s

R
o
b
e
r
t
M
o
r
r
i
s

Average RPI Win: 212		WON-LOST	WINNING	LAST 10	STRENGTH OF		OPP. STRENGTH	TEAM	ADJ		CONF.	ADJ CONF.	
Average RPI Loss: 139		RECORD	PCT. RANK	GAMES	SCHEDULE		OF SCHEDULE	RPI	RPI		RPI	RPI	
DIV. I ONLY		8-33-0	.19512	280	2-8-0		139	221	254	.41392	253	21	21
DIV. I NON-CONF.		5-21-0	.19231	266	0-2-0		108	234	249	.42042	244	20	20
TOTALS		RPI 1-25	RPI 26-50		W-L RECORDS		RPI 51-100		RPI 101-150		RPI 150+		
8-33-0		0-0-0	0-3-0		OVERALL		0-6-0		2-14-0		6-10-0		
3-9-0		0-0-0	0-3-0		HOME		0-0-0		0-0-0		3-6-0		
1-12-0		0-0-0	0-0-0		AWAY		0-1-0		0-10-0		1-1-0		
4-12-0		0-0-0	0-0-0		NEUTRAL		0-5-0		2-4-0		2-3-0		
5-21-0		0-0-0	0-0-0		NON-CONFERENCE		0-6-0		2-8-0		3-7-0		
0-3-0		0-0-0	0-0-0		HOME		0-0-0		0-0-0		0-3-0		
1-6-0		0-0-0	0-0-		AWAY		0-1-0		0-4-0		1-1-0		
4-12-0		0-0-0	0-0-0		NEUTRAL		0-5-0		2-4-0		2-3-0		
3-12-0		0-0-0	0-3-0		CONFERENCE		0-0-0		0-6-0		3-3-0		
3-6-0		0-0-0	0-3-0		HOME		0-0-0		0-0-0		3-3-0		
0-6-0		0-0-0	0-0-0		AWAY		0-0-0		0-6-0		0-0-0		
0-0-0		0-0-0	0-0-0		NEUTRAL		0-0-0		0-0-0		0-0-0		
RPI S	Opponent	Score	RPI S	Opponent	Score	RPI S	Opponent	Score	RPI S	Opponent	Score		
			39 H	North Dakota St.	1 11	52 N	Lipscomb	0 6	103 A	South Dakota St.	4 6		
			39 H	North Dakota St.	0 5	52 N	Lipscomb	2 10	103 A	South Dakota St.	2 5		
			39 H	North Dakota St.	0 7	75 N	DePaul	0 1	103 A	South Dakota St.	6 10		
						87 A	Purdue	4 5	106 N	UNI	1 6		
						94 N	Jacksonville St.	2 7	106 N	UNI	8 2		
						97 N	Eastern Ky.	1 11	110 A	Murray St.	0 2		
									119 N	North Ala.	8 6		
									131 A	Belmont	1 8		
									131 A	Belmont	0 8		
									132 N	Samford	2 5		
									136 A	South Dakota	0 7		
									136 A	South Dakota	0 10		
									136 A	South Dakota	0 6		
									137 A	Loyola Chicago	0 2		
									141 N	UIC	3 10		
									148 N	Southeastern La.	1 3		
									174 H	Western Mich.	0 3		
									182 N	UT Martin	1 9		
									208 N	Detroit Mercy	3 5		
									214 N	Evansville	3 1		
									217 N	Western Caro.	8 7		
									224 A	Butler	2 3		
									228 H	Bowling Green	1 5		
									228 H	Bowling Green	3 6		
									246 H	North Dakota	2 6		
									246 H	North Dakota	1 4		
									246 H	North Dakota	7 3		
LAST 10 GAMES			103 A	South Dakota St.	2 5	267 H	Omaha	6 4					
			103 A	South Dakota St.	6 10	246 H	North Dakota	2 6					
			132 N	Samford	2 5	136 A	South Dakota	0 10					
			97 N	Eastern Ky.	1 11	39 H	North Dakota St.	0 5					
			148 N	Southeastern La.	1 3	228 H	Bowling Green	3 6					

Non-Div. I Games:

Purdue Fort Wayne

RPI	S	Opponent	Score	
258	A	Alabama St.	9	6
262	N	Green Bay	1	3
267	H	Omaha	6	4
267	H	Omaha	4	9
267	H	Omaha	6	5

Purdue Fort Wayne
n
e

P
u
r
d
u
e
F
o
r
t
W
a
y
n
e

Average RPI Win: 207		WON-LOST	WINNING	LAST 10	STRENGTH OF		OPP. STRENGTH	TEAM	ADJ		CONF.	ADJ CONF.
Average RPI Loss: 144		RECORD	PCT. RANK	GAMES	SCHEDULE		OF SCHEDULE	RPI	RPI		RPI	RPI
DIV. I ONLY		10-30-0	.25	265	2-8-0		186	198	255		.41298	254
DIV. I NON-CONF.		8-26-0	.23529	254	0-4-0		186	226	259		.41177	260
TOTALS		RPI 1-25	RPI 26-50		W-L RECORDS		RPI 51-100		RPI 101-150		RPI 150+	
10-30-0		0-0-0	0-3-0		OVERALL		1-7-0		2-6-0		7-14-0	
4-10-0		0-0-0	0-2-0		HOME		1-2-0		1-1-0		2-5-0	
2-11-0		0-0-0	0-0-0		AWAY		0-5-0		1-4-0		1-2-0	
4-9-0		0-0-0	0-1-0		NEUTRAL		0-0-0		0-1-0		4-7-0	
8-26-0		0-0-0	0-3-0		NON-CONFERENCE		0-5-0		2-6-0		6-12-0	
3-8-0		0-0-0	0-2-0		HOME		0-0-0		1-1-0		2-5-0	
1-9-0		0-0-0	0-0-		AWAY		0-5-0		1-4-0		0-0-0	
4-9-0		0-0-0	0-1-0		NEUTRAL		0-0-0		0-1-0		4-7-0	
2-4-0		0-0-0	0-0-0		CONFERENCE		1-2-0		0-0-0		1-2-0	
1-2-0		0-0-0	0-0-0		HOME		1-2-0		0-0-0		0-0-0	
1-2-0		0-0-0	0-0-0		AWAY		0-0-0		0-0-0		1-2-0	
0-0-0		0-0-0	0-0-0		NEUTRAL		0-0-0		0-0-0		0-0-0	
RPI S	Opponent	Score	RPI S	Opponent	Score	RPI S	Opponent	Score	RPI S	Opponent	Score	
			26 H	Stanford	0 13	57 A	Fresno St.	0 6	120 N	Nevada	4 6	
			39 N	North Dakota St.	1 9	57 A	Fresno St.	4 12	127 H	Weber St.	4 1	
			48 H	Cal St. Fullerton	1 8	62 A	Seattle U	5 6	129 H	CSUN	3 6	
						68 H	Loyola Marymount	7 11	133 A	Sacramento St.	6 14	
						68 H	Loyola Marymount	5 10	133 A	Sacramento St.	4 3	
						68 H	Loyola Marymount	4 3	134 A	UC Riverside	2 4	
						69 A	UC Davis	0 6	134 A	UC Riverside	2 8	
						69 A	UC Davis	2 10	134 A	UC Riverside	2 4	
									154 N	Bucknell	4 8	
									162 H	Utah St.	1 6	
									189 H	Marist	2 5	
									200 N	Binghamton	3 8	
									202 N	Army West Point	6 4	
									202 N	Army West Point	0 8	
									211 H	Montana	1 5	
									211 N	Montana	0 3	
									223 N	Portland St.	3 14	
									223 N	Portland St.	8 14	
									236 H	CSU Bakersfield	5 6	
									236 N	CSU Bakersfield	2 5	
									236 N	CSU Bakersfield	10 8	
									237 H	Northern Colo.	0 2	
									237 H	Northern Colo.	9 1	
									239 A	Saint Mary's (CA)	2 6	
									239 A	Saint Mary's (CA)	4 1	
									239 A	Saint Mary's (CA)	0 3	
									247 H	Northern Ky.	1 0	
LAST 10 GAMES			223 N	Portland St.	3 14	68 H	Loyola Marymount	7 11				
			202 N	Army West Point	0 8	68 H	Loyola Marymount	4 3				
			68 H	Loyola Marymount	5 10	239 A	Saint Mary's (CA)	4 1				
			239 A	Saint Mary's (CA)	0 3	239 A	Saint Mary's (CA)	2 6				
			134 A	UC Riverside	2 8	26 H	Stanford	0 13				

Non-Div. I Games:

Santa Clara

RPI	S	Opponent	Score	
289	N	Rider	12	3
289	N	Rider	4	3

Santa Clara

S
a
n
t
a
C
l
a
r
a

S
a
n
t
a
C
l
a
r
a

[illegible]

Non-Div. I Games:

Yale

RPI	S	Opponent	Score	
265	H	Quinnipiac	3	8
265	H	Quinnipiac	0	9
278	A	Brown	4	2
278	A	Brown	2	5
278	A	Brown	1	2
288	A	Cornell	12	5
288	A	Cornell	10	1
288	A	Cornell	15	5

Oakland

Oakland

RPI	S	Opponent	Score	
243	A	Wright St.	6	7
244	N	Hartford	7	4
247	H	Northern Ky.	4	5
247	H	Northern Ky.	5	6
248	A	IUPUI	1	7
248	A	IUPUI	3	11
248	A	IUPUI	10	9
264	N	Lafayette	10	3
281	N	La Salle	5	6

Oakland

O
a
k
l
a
n
d

O
a
k
l
a
n
d

Average RPI Win: 278		WON-LOST RECORD	WINNING PCT. RANK	LAST 10 GAMES	STRENGTH OF SCHEDULE	OPP. STRENGTH OF SCHEDULE	TEAM RPI	ADJ RPI	CONF. RPI	ADJ CONF. RPI					
Average RPI Loss: 154															
DIV. I ONLY		9-18-0	.33333	236	5-5-0	237	267	257	.40845	257	31	31			
DIV. I NON-CONF.		0-12-0	0	295	0-2-0	56	156	275	.39372	272	31	31			
<hr/>															
TOTALS		RPI 1-25		RPI 26-50		W-L RECORDS		RPI 51-100		RPI 101-150		RPI 150+			
9-18-0		0-0-0		0-1-0		OVERALL		0-4-0		0-7-0		9-6-0			
5-8-0		0-0-0		0-0-0		HOME		0-1-0		0-3-0		5-4-0			
4-7-0		0-0-0		0-1-0		AWAY		0-2-0		0-2-0		4-2-0			
0-3-0		0-0-0		0-0-0		NEUTRAL		0-1-0		0-2-0		0-0-0			
0-12-0		0-0-0		0-1-0		NON-CONFERENCE		0-4-0		0-7-0		0-0-0			
0-4-0		0-0-0		0-0-0		HOME		0-1-0		0-3-0		0-0-0			
0-5-0		0-0-0		0-0-		AWAY		0-2-0		0-2-0		0-0-0			
0-3-0		0-0-0		0-0-0		NEUTRAL		0-1-0		0-2-0		0-0-0			
9-6-0		0-0-0		0-0-0		CONFERENCE		0-0-0		0-0-0		9-6-0			
5-4-0		0-0-0		0-0-0		HOME		0-0-0		0-0-0		5-4-0			
4-2-0		0-0-0		0-0-0		AWAY		0-0-0		0-0-0		4-2-0			
0-0-0		0-0-0		0-0-0		NEUTRAL		0-0-0		0-0-0		0-0-0			
RPI	S	Opponent	Score	RPI	S	Opponent	Score	RPI	S	Opponent	Score				
				33	A	Mississippi St.	0 6	86	N	Georgia Tech	4 8	119	H	North Ala.	0 8
								88	H	Nicholls St.	0 7	119	H	North Ala.	4 6
								96	A	Southern Miss.	0 7	124	A	Memphis	0 12
								96	A	Southern Miss.	2 7	124	A	Memphis	2 13
												148	H	Southeastern La.	1 8
												148	N	Southeastern La.	1 7
												148	N	Southeastern La.	0 8
												219	H	Prairie View	0 9
												219	H	Prairie View	1 3
												219	H	Prairie View	7 9
												258	A	Alabama St.	8 11
												258	A	Alabama St.	7 5
												258	A	Alabama St.	9 10
												270	H	Mississippi Val.	4 0
												270	H	Mississippi Val.	7 6
												270	H	Mississippi Val.	4 3
												277	H	Jackson St.	5 1
												277	H	Jackson St.	5 4
												277	H	Jackson St.	2 3
												293	A	Grambling	12 3
												293	A	Grambling	12 9
												293	A	Grambling	10 1
LAST 10 GAMES															
				219	H	Prairie View	1 3	277	H	Jackson St.	5 1				
				88	H	Nicholls St.	0 7	270	H	Mississippi Val.	4 3				
				86	N	Georgia Tech	4 8	293	A	Grambling	12 3				
				148	N	Southeastern La.	0 8	258	A	Alabama St.	8 11				
				119	H	North Ala.	4 6	219	H	Prairie View	7 9				
Non-Div. I Games:		Kentucky St.	15	1	Kentucky St.	3	0	Kentucky St.	2	5	Rust	17	0		
		Rust	17	1							Alcorn				

Average RPI Win: 275		WON-LOST	WINNING	LAST 10	STRENGTH OF		OPP. STRENGTH	TEAM	ADJ	CONF.	ADJ CONF.				
Average RPI Loss: 190		RECORD	PCT. RANK	GAMES	SCHEDULE		OF SCHEDULE	RPI	RPI	RPI	RPI				
DIV. I ONLY		19-20-0	.48718	150	3-7-0		289	286	260	.40682	258	31	31		
DIV. I NON-CONF.		5-13-0	.27778	245	0-2-0		227	245	263	.41158	261	31	31		
<hr/>															
TOTALS		RPI 1-25	RPI 26-50		W-L RECORDS		RPI 51-100		RPI 101-150		RPI 150+				
19-20-0		0-1-0	0-1-0		OVERALL		0-3-0		0-2-0		19-13-0				
9-12-0		0-0-0	0-0-0		HOME		0-2-0		0-1-0		9-9-0				
6-7-0		0-1-0	0-1-0		AWAY		0-1-0		0-1-0		6-3-0				
4-1-0		0-0-0	0-0-0		NEUTRAL		0-0-0		0-0-0		4-1-0				
5-13-0		0-1-0	0-1-0		NON-CONFERENCE		0-3-0		0-2-0		5-6-0				
2-8-0		0-0-0	0-0-0		HOME		0-2-0		0-1-0		2-5-0				
0-4-0		0-1-0	0-0-		AWAY		0-1-0		0-1-0		0-0-0				
3-1-0		0-0-0	0-0-0		NEUTRAL		0-0-0		0-0-0		3-1-0				
14-7-0		0-0-0	0-0-0		CONFERENCE		0-0-0		0-0-0		14-7-0				
7-4-0		0-0-0	0-0-0		HOME		0-0-0		0-0-0		7-4-0				
6-3-0		0-0-0	0-0-0		AWAY		0-0-0		0-0-0		6-3-0				
1-0-0		0-0-0	0-0-0		NEUTRAL		0-0-0		0-0-0		1-0-0				
RPI	S	Opponent	Score		RPI	S	Opponent	Score		RPI	S	Opponent	Score		
19	A	Auburn	0	8	33	A	Mississippi St.	1	3	53	A	Troy	2	5	
										96	H	Southern Miss.	0	5	
										97	H	Eastern Ky.	2	6	
										119	A	North Ala.	0	6	
										148	H	Southeastern La.	3	8	
										182	H	UT Martin	1	10	
										183	H	Tennessee Tech	1	2	
										204	H	UMKC	7	2	
										212	N	Tennessee St.	1	4	
										217	H	Western Caro.	8	9	
										219	N	Prairie View	11	3	
										253	H	Purdue Fort Wayne	6	9	
										257	H	Alcorn	10	9	
										257	H	Alcorn	5	7	
										257	H	Alcorn	11	8	
										266	H	Presbyterian	3	8	
										270	A	Mississippi Val.	2	6	
										270	A	Mississippi Val.	9	5	
										274	N	N.C. Central	4	2	
										276	H	Alabama A&M	3	9	
										276	H	Alabama A&M	3	10	
										276	H	Alabama A&M	6	3	
										276	H	Alabama A&M	4	5	
										277	A	Jackson St.	13	11	
										277	A	Jackson St.	1	5	
					LAST 10 GAMES						277	A	Jackson St.	12	1
					277	A	Jackson St.	1	5	270	A	Mississippi Val.	2	6	
					293	H	Grambling	5	3	277	A	Jackson St.	13	11	
					148	H	Southeastern La.	3	8	292	A	Ark.-Pine Bluff	9	1	
					97	H	Eastern Ky.	2	6	257	H	Alcorn	11	8	
					291	N	Howard	10	1	293	H	Grambling	12	0	
										277	A	Jackson St.	1	5	
										286	N	Delaware St.	9	5	
										291	H	Howard	5	4	
										291	N	Howard	10	1	
										292	A	Ark.-Pine Bluff	6	7	

Non-Div. I Games:

Alabama St.

RPI	S	Opponent	Score	
292	A	Ark.-Pine Bluff	9	1
292	A	Ark.-Pine Bluff	10	0
293	H	Grambling	12	0
293	H	Grambling	2	1
293	H	Grambling	3	1
293	H	Grambling	5	3
295	A	Southern U.	8	0

Alabama St.

A
l
a
b
a
m
a
S
t
.

A
l
a
b
a
m
a
S
t
.

Average RPI Win:	246	WON-LOST RECORD	WINNING PCT. RANK	LAST 10 GAMES	STRENGTH OF SCHEDULE	OPP. STRENGTH OF SCHEDULE	TEAM RPI	ADJ RPI	CONF. RPI	ADJ CONF. RPI					
Average RPI Loss:	216														
DIV. I ONLY	15-18-0	.45455	176	4-6-0	283	263	256	.40498	259	27	28				
DIV. I NON-CONF.	13-12-0	.52	132	2-2-0	288	269	233	.42507	238	27	29				
<hr/>															
TOTALS	RPI 1-25	RPI 26-50		W-L RECORDS		RPI 51-100		RPI 101-150		RPI 150+					
15-18-0	0-0-0	0-0-0		OVERALL		0-1-0		1-2-0		14-15-0					
4-9-0	0-0-0	0-0-0		HOME		0-0-0		0-1-0		4-8-0					
7-6-0	0-0-0	0-0-0		AWAY		0-0-0		1-0-0		6-6-0					
4-3-0	0-0-0	0-0-0		NEUTRAL		0-1-0		0-1-0		4-1-0					
13-12-0	0-0-0	0-0-0		NON-CONFERENCE		0-1-0		1-2-0		12-9-0					
3-4-0	0-0-0	0-0-0		HOME		0-0-0		0-1-0		3-3-0					
6-5-0	0-0-0	0-0-		AWAY		0-0-0		1-0-0		5-5-0					
4-3-0	0-0-0	0-0-0		NEUTRAL		0-1-0		0-1-0		4-1-0					
2-6-0	0-0-0	0-0-0		CONFERENCE		0-0-0		0-0-0		2-6-0					
1-5-0	0-0-0	0-0-0		HOME		0-0-0		0-0-0		1-5-0					
1-1-0	0-0-0	0-0-0		AWAY		0-0-0		0-0-0		1-1-0					
0-0-0	0-0-0	0-0-0		NEUTRAL		0-0-0		0-0-0		0-0-0					
RPI	S	Opponent	Score	RPI	S	Opponent	Score	RPI	S	Opponent	Score				
						98	N Chattanooga	4		5					
										103	N South Dakota St.	1	5		
										125	H Providence	4	5		
										144	A Massachusetts	6	4		
										159	A UConn	0	6		
										179	N Furman	3	1		
										180	N Seton Hall	11	9		
										218	H Saint Francis (PA)	6	12		
										218	H Saint Francis (PA)	1	12		
										222	N Eastern Ill.	2	5		
										231	A Sacred Heart	7	6		
										231	A Sacred Heart	0	8		
										238	A Hampton	4	5		
										241	A Norfolk St.	7	3		
										244	A Hartford	0	3		
										244	A Hartford	10	5		
										244	H Hartford	7	9		
										244	H Hartford	9	10		
										251	A Manhattan	5	6		
										251	A Manhattan	2	3		
										252	H Robert Morris	0	2		
										252	H Robert Morris	2	5		
										255	A Yale	4	2		
										255	A Yale	7	1		
										265	H Quinnipiac	4	5		
										265	H Quinnipiac	3	0		
										269	A Holy Cross	6	3		
										275	H Fairleigh Dickinson	2	10		
LAST 10 GAMES															
						218	H Saint Francis (PA)	6		12		284	N Morehead St.	5	4
						244	H Hartford	7		9		287	N St. Bonaventure	9	0
						244	H Hartford	9		10		241	A Norfolk St.	7	3
						244	A Hartford	10		5		238	A Hampton	4	5
						244	A Hartford	0		3		265	H Quinnipiac	4	5

Non-Div. I Games:

Central Conn. St.

RPI	S	Opponent	Score	
275	H	Fairleigh Dickinson	8	1
284	N	Morehead St.	5	4
287	N	St. Bonaventure	9	0
289	H	Rider	12	11
289	H	Rider	18	7

Central Conn. St.

C
e
n
t
r
a
l
C
o
n
n
.
S
t
.

C
e
n
t
r
a
l
C
o
n
n
.
S
t
.

Average RPI Win:	238	WON-LOST RECORD	WINNING PCT. RANK	LAST 10 GAMES	STRENGTH OF SCHEDULE	OPP. STRENGTH OF SCHEDULE	TEAM RPI	ADJ RPI	CONF. RPI	ADJ CONF. RPI			
DIV. I ONLY		13-26-0	.33333	236	3-7-0	261	234	263	.40145	260	27	28	
DIV. I NON-CONF.		10-17-0	.37037	215	1-1-0	280	241	260	.41083	262	27	29	
<hr/>													
TOTALS	RPI 1-25	RPI 26-50		W-L RECORDS		RPI 51-100		RPI 101-150		RPI 150+			
13-26-0	0-0-0	0-1-0		OVERALL		1-1-0		0-9-0		12-15-0			
5-5-0	0-0-0	0-0-0		HOME		0-0-0		0-0-0		5-5-0			
4-14-0	0-0-0	0-1-0		AWAY		0-1-0		0-5-0		4-7-0			
4-7-0	0-0-0	0-0-0		NEUTRAL		1-0-0		0-4-0		3-3-0			
10-17-0	0-0-0	0-1-0		NON-CONFERENCE		1-1-0		0-7-0		9-8-0			
4-2-0	0-0-0	0-0-0		HOME		0-0-0		0-0-0		4-2-0			
2-8-0	0-0-0	0-0-		AWAY		0-1-0		0-3-0		2-3-0			
4-7-0	0-0-0	0-0-0		NEUTRAL		1-0-0		0-4-0		3-3-0			
3-9-0	0-0-0	0-0-0		CONFERENCE		0-0-0		0-2-0		3-7-0			
1-3-0	0-0-0	0-0-0		HOME		0-0-0		0-0-0		1-3-0			
2-6-0	0-0-0	0-0-0		AWAY		0-0-0		0-2-0		2-4-0			
0-0-0	0-0-0	0-0-0		NEUTRAL		0-0-0		0-0-0		0-0-0			
RPI	S	Opponent	Score	RPI	S	Opponent	Score	RPI	S	Opponent	Score		
				34	A	Colorado St.	0 8	87	N	Purdue	1 0		
								91	A	St. John's (NY)	9 13		
										114	A	LIU Brooklyn	1 9
										114	A	LIU Brooklyn	4 12
										122	A	East Carolina	6 7
										122	A	East Carolina	3 6
										126	N	Syracuse	3 7
										126	N	Syracuse	3 15
										128	A	Stony Brook	1 9
										139	N	Hofstra	3 9
										139	N	Hofstra	1 11
										158	N	Col. of Charleston	3 6
										172	A	Charlotte	6 14
										176	N	Valparaiso	0 13
										176	N	Valparaiso	7 6
										178	A	Monmouth	0 4
										178	A	Monmouth	0 8
										197	N	Dayton	13 12
										218	A	Saint Francis (PA)	4 6
										218	A	Saint Francis (PA)	4 8
										231	A	Sacred Heart	5 4
										231	A	Sacred Heart	2 3
										240	H	Bryant	0 5
										240	H	Bryant	0 6
										249	H	Mt. St. Mary's	4 0
										249	H	Mt. St. Mary's	2 10
										251	H	Manhattan	5 4
										251	H	Manhattan	4 3
										252	A	Robert Morris	1 10
LAST 10 GAMES													
				114	A	LIU Brooklyn	4 12	249	H	Mt. St. Mary's	4 0		
				114	A	LIU Brooklyn	1 9	296	H	Saint Peter's	6 2		
				255	H	Yale	5 7	178	A	Monmouth	0 4		
				252	A	Robert Morris	11 1	218	A	Saint Francis (PA)	4 8		
				289	A	Rider	8 3	231	A	Sacred Heart	5 4		

Non-Div. I Games:

Wagner

RPI	S	Opponent	Score	
252	A	Robert Morris	11	1
255	H	Yale	11	3
255	H	Yale	5	7
269	N	Holy Cross	9	6
271	N	Cleveland St.	7	8
289	A	Rider	8	3
289	A	Rider	12	5
296	H	Saint Peter's	6	2
296	H	Saint Peter's	5	7

Wagner

Average RPI Win:	217	WON-LOST RECORD		WINNING PCT. RANK		LAST 10 GAMES		STRENGTH OF SCHEDULE		OPP. STRENGTH OF SCHEDULE		TEAM RPI		ADJ RPI		CONF. RPI		ADJ CONF. RPI		
DIV. I ONLY		14-25-0		.35897	220	2-8-0		271		231		261		.40118	261	26		26		
DIV. I NON-CONF.		11-15-0		.42308	186	0-2-0		264		250		234		.42999	234	26		26		
<hr/>																				
TOTALS		RPI 1-25		RPI 26-50		W-L RECORDS		RPI 51-100		RPI 101-150		RPI 150+								
14-25-0		0-0-0		0-0-0		OVERALL		1-0-0		0-5-0		13-20-0								
4-6-0		0-0-0		0-0-0		HOME		0-0-0		0-0-0		4-6-0								
0-15-0		0-0-0		0-0-0		AWAY		0-0-0		0-5-0		0-10-0								
10-4-0		0-0-0		0-0-0		NEUTRAL		1-0-0		0-0-0		9-4-0								
11-15-0		0-0-0		0-0-0		NON-CONFERENCE		1-0-0		0-5-0		10-10-0								
1-3-0		0-0-0		0-0-0		HOME		0-0-0		0-0-0		1-3-0								
0-8-0		0-0-0		0-0-		AWAY		0-0-0		0-5-0		0-3-0								
10-4-0		0-0-0		0-0-0		NEUTRAL		1-0-0		0-0-0		9-4-0								
3-10-0		0-0-0		0-0-0		CONFERENCE		0-0-0		0-0-0		3-10-0								
3-3-0		0-0-0		0-0-0		HOME		0-0-0		0-0-0		3-3-0								
0-7-0		0-0-0		0-0-0		AWAY		0-0-0		0-0-0		0-7-0								
0-0-0		0-0-0		0-0-0		NEUTRAL		0-0-0		0-0-0		0-0-0								
RPI	S	Opponent	Score	RPI	S	Opponent	Score	RPI	S	Opponent	Score	RPI	S	Opponent	Score					
								79	N	NC State	1 0	105	A	Maryland	4	6				
												112	A	Boston U.	1	4				
												125	A	Providence	3	4				
												143	A	UNCW	6	8				
												143	A	UNCW	6	9				
												153	N	Villanova	5	3				
												155	A	Saint Joseph's	1	2				
												155	A	Saint Joseph's	1	10				
												155	A	Saint Joseph's	0	15				
												156	N	Radford	4	3				
												156	N	Radford	1	7				
												157	N	UTSA	3	10				
												157	N	UTSA	0	4				
												158	A	Col. of Charleston	0	4				
												163	A	Lamar University	1	4				
												163	A	Lamar University	1	2				
												189	N	Marist	5	2				
												197	A	Dayton	0	1				
												205	H	George Mason	3	2				
												205	H	George Mason	1	2				
												205	H	George Mason	1	0				
						LAST 10 GAMES						209	N	Drexel	12	6				
						197	A	Dayton	0	1	269	H	Holy Cross	1	3	215	A	Saint Louis	2	10
						155	A	Saint Joseph's	1	2	155	A	Saint Joseph's	1	10	215	A	Saint Louis	6	8
						157	N	UTSA	3	10	287	H	St. Bonaventure	4	5	215	A	Saint Louis	8	10
						215	A	Saint Louis	2	10	215	A	Saint Louis	6	8	216	N	UMBC	5	4
						205	H	George Mason	1	2	215	A	Saint Louis	8	10	226	H	Fairfield	4	5

Non-Div. I Games:

Rhode Island

RPI	S	Opponent	Score	
232	N	Youngstown St.	7	1
240	N	Bryant	3	0
250	N	Maine	2	11
269	H	Holy Cross	1	6
269	H	Holy Cross	1	3
278	H	Brown	3	0
287	H	St. Bonaventure	4	5
287	H	St. Bonaventure	10	9
287	H	St. Bonaventure	1	3
291	N	Howard	8	0
296	N	Saint Peter's	8	0

Rhode Island

R
h
o
d
e
I
s
l
a
n
d

R
h
o
d
e
I
s
l
a
n
d

Average RPI Win: 225		WON-LOST	WINNING	LAST 10	STRENGTH OF	OPP. STRENGTH	TEAM	ADJ	CONF.	ADJ CONF.					
Average RPI Loss: 186		RECORD	PCT. RANK	GAMES	SCHEDULE	OF SCHEDULE	RPI	RPI	RPI	RPI					
DIV. I ONLY		11-21-0	.34375	230	5-5-0	275	235	266	.39992	262	29	27			
DIV. I NON-CONF.		5-12-0	.29412	239	0	261	164	266	.41191	259	28	27			
<hr/>															
TOTALS		RPI 1-25	RPI 26-50		W-L RECORDS		RPI 51-100		RPI 101-150		RPI 150+				
11-21-0	0-0-0		0-0-0		OVERALL		1-4-0		1-3-0		9-14-0				
5-4-0	0-0-0		0-0-0		HOME		0-0-0		0-0-0		5-4-0				
1-11-0	0-0-0		0-0-0		AWAY		0-0-0		0-3-0		1-8-0				
5-6-0	0-0-0		0-0-0		NEUTRAL		1-4-0		1-0-0		3-2-0				
<hr/>															
5-12-0	0-0-0		0-0-0		NON-CONFERENCE		1-4-0		1-3-0		3-5-0				
0-0-0	0-0-0		0-0-0		HOME		0-0-0		0-0-0		0-0-0				
0-6-0	0-0-0		0-0-		AWAY		0-0-0		0-3-0		0-3-0				
5-6-0	0-0-0		0-0-0		NEUTRAL		1-4-0		1-0-0		3-2-0				
<hr/>															
6-9-0	0-0-0		0-0-0		CONFERENCE		0-0-0		0-0-0		6-9-0				
5-4-0	0-0-0		0-0-0		HOME		0-0-0		0-0-0		5-4-0				
1-5-0	0-0-0		0-0-0		AWAY		0-0-0		0-0-0		1-5-0				
0-0-0	0-0-0		0-0-0		NEUTRAL		0-0-0		0-0-0		0-0-0				
<hr/>															
RPI	S	Opponent	Score	RPI	S	Opponent	Score	RPI	S	Opponent	Score	RPI	S	Opponent	Score
						75 N DePaul	4 5			130 A Kansas	4 5				
						75 N DePaul	1 10			130 A Kansas	4 5				
						84 N Miami (OH)	1 6			130 A Kansas	0 9				
						92 N Iowa	0 12			147 N Western Ill.	4 3				
						92 N Iowa	6 4			182 A UT Martin	3 5				
										182 A UT Martin	3 5				
										182 A UT Martin	4 5				
										208 H Detroit Mercy	5 3				
										208 H Detroit Mercy	4 6				
										208 H Detroit Mercy	0 2				
										214 N Evansville	4 5				
										224 N Butler	0 11				
										243 H Wright St.	8 11				
										243 H Wright St.	2 7				
										243 H Wright St.	5 1				
										247 A Northern Ky.	8 4				
										247 A Northern Ky.	2 6				
										247 A Northern Ky.	2 3				
										248 H IUPUI	7 1				
										248 H IUPUI	14 13				
										248 H IUPUI	7 0				
										253 N Purdue Fort Wayne	3 1				
						LAST 10 GAMES									
						272 N Akron	7 5			271 A Cleveland St.	0 1				
						130 A Kansas	4 5			182 A UT Martin	4 5				
						130 A Kansas	4 5			248 H IUPUI	14 13				
						130 A Kansas	0 9			243 H Wright St.	8 11				
						247 A Northern Ky.	2 3			208 H Detroit Mercy	4 6				
										272 N Akron	7 5				
										272 N Akron	8 2				

Non-Div. I Games:

Green Bay

Average RPI Win: 208		WON-LOST RECORD		WINNING PCT. RANK		LAST 10 GAMES		STRENGTH OF SCHEDULE		OPP. STRENGTH OF SCHEDULE		TEAM RPI		ADJ RPI		CONF. RPI		ADJ CONF. RPI	
DIV. I ONLY		9-29-1		.24359 267		4-6-0		224		171		262		.39969 263		18		18	
DIV. I NON-CONF.		3-22-0		.12 282		0-2-0		234		155		283		.37188 281		18		18	
TOTALS		RPI 1-25		RPI 26-50		W-L RECORDS		RPI 51-100		RPI 101-150		RPI 150+							
9-29-1		0-0-0		0-3-0		OVERALL		0-8-0		2-4-0		7-14-1							
3-2-1		0-0-0		0-0-0		HOME		0-0-0		1-1-0		2-1-1							
3-14-0		0-0-0		0-2-0		AWAY		0-5-0		0-3-0		3-4-0							
3-13-0		0-0-0		0-1-0		NEUTRAL		0-3-0		1-0-0		2-9-0							
3-22-0		0-0-0		0-3-0		NON-CONFERENCE		0-5-0		1-3-0		2-11-0							
0-0-0		0-0-0		0-0-0		HOME		0-0-0		0-0-0		0-0-0							
0-9-0		0-0-0		0-0-		AWAY		0-2-0		0-3-0		0-2-0							
3-13-0		0-0-0		0-1-0		NEUTRAL		0-3-0		1-0-0		2-9-0							
6-7-1		0-0-0		0-0-0		CONFERENCE		0-3-0		1-1-0		5-3-1							
3-2-1		0-0-0		0-0-0		HOME		0-0-0		1-1-0		2-1-1							
3-5-0		0-0-0		0-0-0		AWAY		0-3-0		0-0-0		3-2-0							
0-0-0		0-0-0		0-0-0		NEUTRAL		0-0-0		0-0-0		0-0-0							
RPI	S	Opponent		Score		RPI	S	Opponent		Score		RPI	S	Opponent		Score			
29	N	Louisville		0	10	52	A	Lipscomb		5	15	111	H	Northern Ill.		4	10		
31	A	Georgia		1	14	52	A	Lipscomb		2	3	111	H	Northern Ill.		8	4		
48	A	Cal St. Fullerton		4	5	68	N	Loyola Marymount		1	2	114	N	LIU Brooklyn		11	1		
						84	A	Miami (OH)		0	4	116	A	FIU		3	8		
						84	A	Miami (OH)		1	8	140	A	Virginia		3	11		
						84	A	Miami (OH)		2	3	140	A	Virginia		4	11		
						98	N	Chattanooga		6	11	165	H	Central Mich.		2	3		
						100	N	North Florida		1	7	165	H	Central Mich.		3	3		
												165	H	Central Mich.		6	5		
												176	N	Valparaiso		0	2		
												177	N	Winthrop		9	13		
												177	N	Winthrop		2	3		
												185	N	Delaware		2	7		
												196	N	Idaho St.		2	3		
												213	N	Princeton		9	4		
												220	N	Pacific		0	11		
												222	N	Eastern Ill.		6	9		
												228	A	Bowling Green		5	4		
												228	A	Bowling Green		11	9		
												228	A	Bowling Green		2	10		
												241	N	Norfolk St.		4	5		
												267	N	Omaha		4	1		
												267	N	Omaha		2	5		
												268	A	Canisius		1	8		
												268	A	Canisius		0	2		
												272	A	Akron		3	4		
												272	A	Akron		16	6		
LAST 10 GAMES																			
84	A	Miami (OH)		1	8	31	A	Georgia		1	14	267	N	Omaha		2	5		
84	A	Miami (OH)		0	4	165	H	Central Mich.		2	3	268	A	Canisius		1	8		
52	A	Lipscomb		2	3	111	H	Northern Ill.		4	10	268	A	Canisius		0	2		
140	A	Virginia		4	11	268	A	Canisius		1	8	272	A	Akron		3	4		
140	A	Virginia		3	11	272	A	Akron		16	6	272	A	Akron		16	6		

Non-Div. I Games:

Buffalo

Buffalo

Buffalo

Buffalo

Average RPI Win:	249	WON-LOST RECORD	WINNING PCT. RANK	LAST 10 GAMES	STRENGTH OF SCHEDULE	OPP. STRENGTH OF SCHEDULE	TEAM RPI	ADJ RPI	CONF. RPI	ADJ CONF. RPI			
DIV. I ONLY	7-31-1	.19231	281	3-7-0	150	276	265	.39835	264	24	24		
DIV. I NON-CONF.	6-20-1	.24074	253	3-2-0	164	294	265	.40698	264	24	24		
<hr/>													
TOTALS	RPI 1-25	RPI 26-50		W-L RECORDS	RPI 51-100		RPI 101-150		RPI 150+				
7-31-1	0-0-0	0-0-0		OVERALL	0-4-0		0-4-0		7-23-1				
5-11-0	0-0-0	0-0-0		HOME	0-0-0		0-3-0		5-8-0				
1-11-1	0-0-0	0-0-0		AWAY	0-2-0		0-0-0		1-9-1				
1-9-0	0-0-0	0-0-0		NEUTRAL	0-2-0		0-1-0		1-6-0				
<hr/>													
6-20-1	0-0-0	0-0-0		NON-CONFERENCE	0-4-0		0-1-0		6-15-1				
4-3-0	0-0-0	0-0-0		HOME	0-0-0		0-0-0		4-3-0				
1-8-1	0-0-0	0-0-		AWAY	0-2-0		0-0-0		1-6-1				
1-9-0	0-0-0	0-0-0		NEUTRAL	0-2-0		0-1-0		1-6-0				
<hr/>													
1-11-0	0-0-0	0-0-0		CONFERENCE	0-0-0		0-3-0		1-8-0				
1-8-0	0-0-0	0-0-0		HOME	0-0-0		0-3-0		1-5-0				
0-3-0	0-0-0	0-0-0		AWAY	0-0-0		0-0-0		0-3-0				
0-0-0	0-0-0	0-0-0		NEUTRAL	0-0-0		0-0-0		0-0-0				
<hr/>													
RPI	S	Opponent	Score	RPI	S	Opponent	Score	RPI	S	Opponent	Score		
				73 N Marshall				1	6	112 H Boston U.		0	7
				78 A Elon				8	9	112 H Boston U.		0	4
				78 A Elon				1	7	112 H Boston U.		1	14
				87 N Purdue				2	11	125 N Providence		1	7
								152 A George Washington		4	7		
								152 A George Washington		0	2		
								153 H Villanova		0	3		
								154 A Bucknell		0	8		
								154 A Bucknell		1	9		
								154 A Bucknell		0	2		
								169 H Lehigh		0	6		
								169 H Lehigh		3	4		
								169 H Lehigh		1	4		
								178 H Monmouth		7	2		
								178 H Monmouth		0	9		
								178 N Monmouth		3	4		
								178 N Monmouth		2	7		
								198 N Columbia		1	4		
								198 N Columbia		2	10		
								202 H Army West Point		0	8		
				202 H Army West Point		1	3						
				202 H Army West Point		4	3						
				205 A George Mason		0	3						
				205 A George Mason		0	1						
				209 A Drexel		8	8						
				209 A Drexel		6	7						
				210 A Penn		5	3						

Non-Div. I Games:

Lafayette

Lafayette

Average RPI Win:	252	WON-LOST RECORD	WINNING PCT. RANK	LAST 10 GAMES	STRENGTH OF SCHEDULE	OPP. STRENGTH OF SCHEDULE	TEAM RPI	ADJ RPI	CONF. RPI	ADJ CONF. RPI		
DIV. I ONLY		14-27-0	.34146	232	3-7-0	245	274	258	.39834	265	30	30
DIV. I NON-CONF.		9-20-0	.31034	237	2-2-0	268	267	272	.38938	275	30	30
<hr/>												
TOTALS	RPI 1-25	RPI 26-50		W-L RECORDS		RPI 51-100		RPI 101-150		RPI 150+		
14-27-0	0-0-0	0-0-0		OVERALL		0-3-0		0-3-0		14-21-0		
6-6-0	0-0-0	0-0-0		HOME		0-0-0		0-0-0		6-6-0		
4-8-0	0-0-0	0-0-0		AWAY		0-1-0		0-1-0		4-6-0		
4-13-0	0-0-0	0-0-0		NEUTRAL		0-2-0		0-2-0		4-9-0		
9-20-0	0-0-0	0-0-0		NON-CONFERENCE		0-3-0		0-3-0		9-14-0		
1-3-0	0-0-0	0-0-0		HOME		0-0-0		0-0-0		1-3-0		
4-4-0	0-0-0	0-0-		AWAY		0-1-0		0-1-0		4-2-0		
4-13-0	0-0-0	0-0-0		NEUTRAL		0-2-0		0-2-0		4-9-0		
5-7-0	0-0-0	0-0-0		CONFERENCE		0-0-0		0-0-0		5-7-0		
5-3-0	0-0-0	0-0-0		HOME		0-0-0		0-0-0		5-3-0		
0-4-0	0-0-0	0-0-0		AWAY		0-0-0		0-0-0		0-4-0		
0-0-0	0-0-0	0-0-0		NEUTRAL		0-0-0		0-0-0		0-0-0		
RPI	S	Opponent	Score	RPI	S	Opponent	Score	RPI	S	Opponent	Score	
								56	A	Liberty	0	4
								61	N	FGCU	4	7
								83	N	Rutgers	1	9
										</		

Non-Div. I Games:

Quinnipiac

RPI	S	Opponent	Score	
255	A	Yale	8	3
259	A	Central Conn. St.	5	4
259	A	Central Conn. St.	0	3
269	N	Holy Cross	5	2
271	N	Cleveland St.	1	6
272	N	Akron	11	2
278	H	Brown	2	4
278	H	Brown	2	6
281	N	La Salle	1	11
296	H	Saint Peter's	5	4
296	H	Saint Peter's	3	1

Quinnipiac

Q
u
i
n
n
i
p
i
a
c

Q
u
i
n
n
i
p
i
a
c

Average RPI Win: 269		WON-LOST	WINNING	LAST 10	STRENGTH OF		OPP. STRENGTH	TEAM	ADJ	CONF.	ADJ CONF.
Average RPI Loss: 157		RECORD	PCT. RANK	GAMES	SCHEDULE		OF SCHEDULE	RPI	RPI	RPI	RPI
DIV. I ONLY		11-37-2	.24	269	1-9-0		216	261	267	.39717	266
DIV. I NON-CONF.		10-18-2	.36667	221	0-1-0		254	279	254	.41593	255
TOTALS		RPI 1-25	RPI 26-50		W-L RECORDS		RPI 51-100		RPI 101-150		RPI 150+
11-37-2	0-0-0	0-1-0		OVERALL		0-8-0		0-6-0		11-22-2	
3-10-2	0-0-0	0-0-0		HOME		0-1-0		0-2-0		3-7-2	
5-17-0	0-0-0	0-1-0		AWAY		0-5-0		0-2-0		5-9-0	
3-10-0	0-0-0	0-0-0		NEUTRAL		0-2-0		0-2-0		3-6-0	
10-18-2	0-0-0	0-1-0		NON-CONFERENCE		0-5-0		0-4-0		10-8-2	
3-2-2	0-0-0	0-0-0		HOME		0-1-0		0-0-0		3-1-2	
4-6-0	0-0-0	0-0-		AWAY		0-2-0		0-2-0		4-1-0	
3-10-0	0-0-0	0-0-0		NEUTRAL		0-2-0		0-2-0		3-6-0	
1-19-0	0-0-0	0-0-0		CONFERENCE		0-3-0		0-2-0		1-14-0	
0-8-0	0-0-0	0-0-0		HOME		0-0-0		0-2-0		0-6-0	
1-11-0	0-0-0	0-0-0		AWAY		0-3-0		0-0-0		1-8-0	
0-0-0	0-0-0	0-0-0		NEUTRAL		0-0-0		0-0-0		0-0-0	
RPI S	Opponent	Score	RPI S	Opponent	Score	RPI S	Opponent	Score	RPI S	Opponent	Score
			31 A	Georgia	1 7	66 A	USC Upstate	0 8	102 A	Coastal Caro.	0 4
						66 A	USC Upstate	0 11	102 A	Coastal Caro.	1 9
						66 A	USC Upstate	1 9	117 N	Ball St.	0 3
						73 N	Marshall	1 10	138 N	Towson	1 9
						89 H	Appalachian St.	1 4	150 H	Campbell	0 7
						97 N	Eastern Ky.	1 18	150 H	Campbell	6 13
						98 A	Chattanooga	3 6	153 N	Villanova	0 8
						100 A	North Florida	1 2	156 A	Radford	2 4
									156 A	Radford	3 4
									156 A	Radford	5 10
									165 N	Central Mich.	2 3
									177 A	Winthrop	0 5
									177 A	Winthrop	0 2
									177 A	Winthrop	5 9
									184 A	Gardner-Webb	0 8
									184 A	Gardner-Webb	11 10
									184 A	Gardner-Webb	4 12
									190 A	Jacksonville	3 10
									194 H	ETSU	9 9
									203 H	Charleston So.	0 1
									203 H	Charleston So.	0 7
									203 H	Charleston So.	3 8
									204 N	UMKC	7 10
									208 N	Detroit Mercy	1 11
									217 H	Western Caro.	3 4
									217 H	Western Caro.	3 1
									235 N	Siena	1 4
LAST 10 GAMES			290 A	Savannah St.	5 4	238 H	Hampton	2 4	204 N	UMKC	7 10
			66 A	USC Upstate	0 8	89 H	Appalachian St.	1 4	208 N	Detroit Mercy	1 11
			184 A	Gardner-Webb	11 10	177 A	Winthrop	5 9	217 H	Western Caro.	3 4
			297 A	South Carolina St.	12 1	203 H	Charleston So.	0 1	217 H	Western Caro.	3 1
			156 A	Radford	3 4	217 H	Western Caro.	3 1	235 N	Siena	1 4

Non-Div. I Games:

Presbyterian

RPI	S	Opponent	Score	
238	H	Hampton	1	4
238	H	Hampton	4	8
238	H	Hampton	2	4
258	A	Alabama St.	8	3
272	H	Akron	6	6
279	H	Morgan St.	9	2
279	H	Morgan St.	5	2
281	N	La Salle	10	1
281	N	La Salle	3	1
290	A	Savannah St.	5	4
291	N	Howard	9	1
293	N	Grambling	1	2
297	A	South Carolina St.	11	1
297	A	South Carolina St.	12	1

Presbyterian

P
r
e
s
b
y
t
e
r
i
a
n

P
r
e
s
b
y
t
e
r
i
a
n

Average RPI Win: 227		WON-LOST RECORD		WINNING PCT. RANK		LAST 10 GAMES		STRENGTH OF SCHEDULE		OPP. STRENGTH OF SCHEDULE		TEAM RPI		ADJ RPI		CONF. RPI		ADJ CONF. RPI				
DIV. I ONLY		4-36-0		.1 294		2-8-0		136		184		269		.39683 267		21		21				
DIV. I NON-CONF.		2-26-0		.07143 291		0-2-0		83		143		269		.4068 265		20		20				
TOTALS		RPI 1-25		RPI 26-50		W-L RECORDS		RPI 51-100		RPI 101-150		RPI 150+										
4-36-0		0-3-0		0-5-0		OVERALL		0-3-0		1-12-0		3-13-0										
1-6-0		0-0-0		0-0-0		HOME		0-0-0		0-3-0		1-3-0										
1-14-0		0-2-0		0-2-0		AWAY		0-0-0		0-6-0		1-4-0										
2-16-0		0-1-0		0-3-0		NEUTRAL		0-3-0		1-3-0		1-6-0										
2-26-0		0-3-0		0-5-0		NON-CONFERENCE		0-3-0		1-6-0		1-9-0										
0-1-0		0-0-0		0-0-0		HOME		0-0-0		0-0-0		0-1-0										
0-9-0		0-2-0		0-0-		AWAY		0-0-0		0-3-0		0-2-0										
2-16-0		0-1-0		0-3-0		NEUTRAL		0-3-0		1-3-0		1-6-0										
2-10-0		0-0-0		0-0-0		CONFERENCE		0-0-0		0-6-0		2-4-0										
1-5-0		0-0-0		0-0-0		HOME		0-0-0		0-3-0		1-2-0										
1-5-0		0-0-0		0-0-0		AWAY		0-0-0		0-3-0		1-2-0										
0-0-0		0-0-0		0-0-0		NEUTRAL		0-0-0		0-0-0		0-0-0										
RPI	S	Opponent		Score		RPI	S	Opponent		Score		RPI	S	Opponent		Score						
21	N	Texas Tech		2	13	31	A	Georgia		3	8	59	N	Southeast Mo. St.		4	9	103	H	South Dakota St.	1	8
23	A	Arkansas		0	9	31	A	Georgia		0	16	59	N	Southeast Mo. St.		1	3	103	H	South Dakota St.	1	4
23	A	Arkansas		0	2	36	N	Wisconsin		0	15	99	N	Nebraska		3	4	103	H	South Dakota St.	3	13
						36	N	Wisconsin		1	9							111	N	Northern Ill.	1	2
						40	N	Houston		0	6							112	N	Boston U.	1	6
																		120	N	Nevada	0	8
																		130	A	Kansas	0	8
																		134	A	UC Riverside	0	8
																		134	A	UC Riverside	6	9
																		136	A	South Dakota	0	4
																		136	A	South Dakota	4	5
																		136	A	South Dakota	1	9
																		145	N	Northwestern St.	4	1
																		163	N	Lamar University	5	7
																		177	N	Winthrop	2	9
																		186	H	Creighton	2	5
																		193	N	San Diego	0	10
																		193	N	San Diego	1	2
																		204	A	UMKC	0	8
																		215	A	Saint Louis	2	7
																		237	N	Northern Colo.	3	6
																		246	H	North Dakota	1	3
																		246	H	North Dakota	10	8
																		246	H	North Dakota	12	18
																		253	A	Purdue Fort Wayne	5	6
																		253	A	Purdue Fort Wayne	9	4
																		253	A	Purdue Fort Wayne	9	4
																		253	A	Purdue Fort Wayne	4	6
																		253	A	Purdue Fort Wayne	4	6

RPI	S	Opponent	Score	
263	N	Buffalo	1	4
263	N	Buffalo	5	2

Omaha

O
m
a
h
a

O
m
a
h
a

Average RPI Win: 252		WON-LOST	WINNING	LAST 10	STRENGTH OF		OPP. STRENGTH	TEAM	ADJ		CONF.	ADJ CONF.
Average RPI Loss: 173		RECORD	PCT. RANK	GAMES	SCHEDULE		OF SCHEDULE	RPI	RPI		RPI	RPI
DIV. I ONLY		8-27-0	.22857	272	4-6-0		206	270	.39618		268	30
DIV. I NON-CONF.		4-19-0	.17391	270	2-0-0		152	271	.4048		269	30
TOTALS		RPI 1-25	RPI 26-50		W-L RECORDS		RPI 51-100		RPI 101-150		RPI 150+	
8-27-0		0-0-0	0-0-0		OVERALL		0-4-0		0-7-0		8-16-0	
3-2-0		0-0-0	0-0-0		HOME		0-0-0		0-1-0		3-1-0	
4-16-0		0-0-0	0-0-0		AWAY		0-0-0		0-6-0		4-10-0	
1-9-0		0-0-0	0-0-0		NEUTRAL		0-4-0		0-0-0		1-5-0	
4-19-0		0-0-0	0-0-0		NON-CONFERENCE		0-4-0		0-7-0		4-8-0	
2-1-0		0-0-0	0-0-0		HOME		0-0-0		0-1-0		2-0-0	
1-9-0		0-0-0	0-0-		AWAY		0-0-0		0-6-0		1-3-0	
1-9-0		0-0-0	0-0-0		NEUTRAL		0-4-0		0-0-0		1-5-0	
4-8-0		0-0-0	0-0-0		CONFERENCE		0-0-0		0-0-0		4-8-0	
1-1-0		0-0-0	0-0-0		HOME		0-0-0		0-0-0		1-1-0	
3-7-0		0-0-0	0-0-0		AWAY		0-0-0		0-0-0		3-7-0	
0-0-0		0-0-0	0-0-0		NEUTRAL		0-0-0		0-0-0		0-0-0	
RPI S	Opponent	Score	RPI S	Opponent	Score	RPI S	Opponent	Score	RPI S	Opponent	Score	
						75 N	DePaul	3 10	121 A	Hawaii	1 4	
						75 N	DePaul	5 11	121 A	Hawaii	6 9	
						97 N	Eastern Ky.	4 12	121 A	Hawaii	2 7	
						97 N	Eastern Ky.	9 11	126 H	Syracuse	6 9	
									143 A	UNCW	2 7	
									143 A	UNCW	1 10	
									143 A	UNCW	0 4	
									152 A	George Washington	5 13	
									152 A	George Washington	8 10	
									161 N	New Mexico	0 10	
									172 A	Charlotte	3 4	
									172 A	Charlotte	8 4	
									178 A	Monmouth	1 9	
									178 A	Monmouth	1 4	
									216 N	UMBC	0 8	
									216 N	UMBC	0 4	
									226 A	Fairfield	6 2	
									226 A	Fairfield	4 6	
									232 N	Youngstown St.	0 4	
									232 N	Youngstown St.	2 1	
									235 A	Siena	2 3	
									235 A	Siena	1 4	
									245 A	Iona	0 2	
									245 A	Iona	1 6	
									263 H	Buffalo	8 1	
									263 H	Buffalo	2 0	
									280 H	Niagara	5 4	
									280 H	Niagara		
LAST 10 GAMES												
						121 A	Hawaii	6 9	263 H	Buffalo	8 1	
						172 A	Charlotte	3 4	245 A	Iona	1 6	
						226 A	Fairfield	6 2	235 A	Siena	1 4	
						143 A	UNCW	1 10	280 H	Niagara	0 1	
						178 A	Monmouth	1 9	289 A	Rider	9 1	

Non-Div. I Games:

Canisius

RPI	S	Opponent	Score	
280	H	Niagara	0	1
288	N	Cornell	5	9
289	A	Rider	9	1
289	A	Rider	8	6

Canisius

C
a
n
i
s
i
u
s

C
a
n
i
s
i
u
s

Average RPI Win: 218		WON-LOST	WINNING	LAST 10	STRENGTH OF		OPP. STRENGTH	TEAM	ADJ	CONF.	ADJ CONF.
Average RPI Loss: 174		RECORD	PCT. RANK	GAMES	SCHEDULE		OF SCHEDULE	RPI	RPI	RPI	RPI
DIV. I ONLY		9-30-0	.23077	271	4-6-0		200	242	264	.39387	269
DIV. I NON-CONF.		7-20-0	.25926	250	3-1-0		242	254	273	.3899	274
TOTALS		RPI 1-25	RPI 26-50		W-L RECORDS		RPI 51-100		RPI 101-150		RPI 150+
9-30-0	0-0-0	0-0-0		OVERALL		0-4-0		0-5-0		9-21-0	
1-6-0	0-0-0	0-0-0		HOME		0-0-0		0-0-0		1-6-0	
7-13-0	0-0-0	0-0-0		AWAY		0-3-0		0-3-0		7-7-0	
1-11-0	0-0-0	0-0-0		NEUTRAL		0-1-0		0-2-0		1-8-0	
7-20-0	0-0-0	0-0-0		NON-CONFERENCE		0-4-0		0-2-0		7-14-0	
1-3-0	0-0-0	0-0-0		HOME		0-0-0		0-0-0		1-3-0	
5-6-0	0-0-0	0-0-0		AWAY		0-3-0		0-0-0		5-3-0	
1-11-0	0-0-0	0-0-0		NEUTRAL		0-1-0		0-2-0		1-8-0	
2-10-0	0-0-0	0-0-0		CONFERENCE		0-0-0		0-3-0		2-7-0	
0-3-0	0-0-0	0-0-0		HOME		0-0-0		0-0-0		0-3-0	
2-7-0	0-0-0	0-0-0		AWAY		0-0-0		0-3-0		2-4-0	
0-0-0	0-0-0	0-0-0		NEUTRAL		0-0-0		0-0-0		0-0-0	
RPI S	Opponent	Score	RPI S	Opponent	Score	RPI S	Opponent	Score	RPI S	Opponent	Score
						91 A	St. John's (NY)	1 7	112 A	Boston U.	0 3
						91 A	St. John's (NY)	0 8	112 A	Boston U.	1 7
						98 N	Chattanooga	0 1	112 A	Boston U.	0 2
						100 A	North Florida	1 3	139 N	Hofstra	0 5
									146 N	Penn St.	3 11
									153 N	Villanova	7 10
									154 H	Bucknell	0 1
									154 H	Bucknell	0 5
									154 H	Bucknell	3 5
									165 N	Central Mich.	0 5
									171 H	Harvard	6 4
									174 N	Western Mich.	2 4
									178 N	Monmouth	0 5
									181 A	Colgate	5 6
									181 A	Colgate	3 1
									181 A	Colgate	0 2
									189 H	Marist	1 5
									189 H	Marist	1 5
									190 A	Jacksonville	6 7
									190 A	Jacksonville	2 1
									202 A	Army West Point	1 2
									202 A	Army West Point	0 1
									202 A	Army West Point	2 0
									209 N	Drexel	6 0
									224 N	Butler	3 6
									235 A	Siena	9 7
									235 A	Siena	2 6
LAST 10 GAMES											
						189 H	Marist	1 5	112 A	Boston U.	0 3
						189 H	Marist	1 5	261 A	Rhode Island	3 1
						202 A	Army West Point	0 1	202 A	Army West Point	1 2
						154 H	Bucknell	0 1	190 A	Jacksonville	6 7
						250 A	Maine	3 2	235 A	Siena	9 7

Non-Div. I Games:

Holy Cross

RPI	S	Opponent	Score	
250	A	Maine	3	2
250	A	Maine	7	8
259	H	Central Conn. St.	3	6
260	N	Wagner	6	9
261	A	Rhode Island	6	1
261	A	Rhode Island	3	1
265	N	Quinnipiac	2	5
272	N	Akron	0	6

Holy Cross

H
o
l
y
C
r
o
s
s

H
o
l
y
C
r
o
s
s

Average RPI Win:		271	WON-LOST RECORD		WINNING PCT. RANK		LAST 10 GAMES		STRENGTH OF SCHEDULE		OPP. STRENGTH OF SCHEDULE		TEAM RPI		ADJ RPI		CONF. RPI		ADJ CONF. RPI	
DIV. I ONLY			7-28-0		.2 278		5-5-0		203		264		273		.3935 270		31		31	
DIV. I NON-CONF.			1-18-0		.05263 293		1-2-0		32		125		244		.42684 236		31		31	
TOTALS		RPI 1-25		RPI 26-50		W-L RECORDS		RPI 51-100		RPI 101-150		RPI 150+								
7-28-0		0-1-0		0-4-0		OVERALL		0-5-0		0-5-0		7-13-0								
5-5-0		0-0-0		0-0-0		HOME		0-0-0		0-0-0		5-5-0								
2-14-0		0-1-0		0-2-0		AWAY		0-2-0		0-3-0		2-6-0								
0-9-0		0-0-0		0-2-0		NEUTRAL		0-3-0		0-2-0		0-2-0								
1-18-0		0-1-0		0-4-0		NON-CONFERENCE		0-5-0		0-5-0		1-3-0								
1-1-0		0-0-0		0-0-0		HOME		0-0-0		0-0-0		1-1-0								
0-8-0		0-1-0		0-0-		AWAY		0-2-0		0-3-0		0-0-0								
0-9-0		0-0-0		0-2-0		NEUTRAL		0-3-0		0-2-0		0-2-0								
6-10-0		0-0-0		0-0-0		CONFERENCE		0-0-0		0-0-0		6-10-0								
4-4-0		0-0-0		0-0-0		HOME		0-0-0		0-0-0		4-4-0								
2-6-0		0-0-0		0-0-0		AWAY		0-0-0		0-0-0		2-6-0								
0-0-0		0-0-0		0-0-0		NEUTRAL		0-0-0		0-0-0		0-0-0								
RPI	S	Opponent		Score		RPI	S	Opponent		Score		RPI	S	Opponent		Score				
8	A	Alabama		0	7	33	A	Mississippi St.		0	3	59	N	Southeast Mo. St.		0	7			
						33	A	Mississippi St.		0	15	65	A	Louisiana Tech		0	15			
						46	N	San Jose St.		0	4	65	N	Louisiana Tech		3	6			
						47	N	Southern Ill.		3	15	77	N	Wichita St.		5	11			
												96	A	Southern Miss.		2	4			

Non-Div. I Games:

Mississippi Val.

Average RPI Win:	245	WON-LOST RECORD	WINNING PCT. RANK	LAST 10 GAMES	STRENGTH OF SCHEDULE	OPP. STRENGTH OF SCHEDULE	TEAM RPI	ADJ RPI	CONF. RPI	ADJ CONF. RPI							
DIV. I ONLY		11-28-0	.28205	253	2-8-0	253	252	271	.39335	271	29	27					
DIV. I NON-CONF.		7-17-0	.29167	240	0	253	237	268	.4037	270	28	27					
<hr/>																	
TOTALS	RPI 1-25	RPI 26-50		W-L RECORDS		RPI 51-100		RPI 101-150		RPI 150+							
11-28-0	0-0-0	0-0-0		OVERALL		0-3-0		0-8-0		11-17-0							
4-5-0	0-0-0	0-0-0		HOME		0-0-0		0-0-0		4-5-0							
2-12-0	0-0-0	0-0-0		AWAY		0-3-0		0-4-0		2-5-0							
5-11-0	0-0-0	0-0-0		NEUTRAL		0-0-0		0-4-0		5-7-0							
<hr/>																	
7-17-0	0-0-0	0-0-0		NON-CONFERENCE		0-3-0		0-5-0		7-9-0							
0-0-0	0-0-0	0-0-0		HOME		0-0-0		0-0-0		0-0-0							
2-6-0	0-0-0	0-0-		AWAY		0-3-0		0-1-0		2-2-0							
5-11-0	0-0-0	0-0-0		NEUTRAL		0-0-0		0-4-0		5-7-0							
<hr/>																	
4-11-0	0-0-0	0-0-0		CONFERENCE		0-0-0		0-3-0		4-8-0							
4-5-0	0-0-0	0-0-0		HOME		0-0-0		0-0-0		4-5-0							
0-6-0	0-0-0	0-0-0		AWAY		0-0-0		0-3-0		0-3-0							
0-0-0	0-0-0	0-0-0		NEUTRAL		0-0-0		0-0-0		0-0-0							
<hr/>																	
RPI	S	Opponent	Score	RPI	S	Opponent	Score	RPI	S	Opponent	Score						
				55 A Western Ky.				3	10	117 N Ball St.				3	10		
				55 A Western Ky.				0	8	117 N Ball St.				2	4		
				56 A Liberty				0	9	122 A East Carolina				8	9		
								136 N South Dakota				0	9				
								141 A UIC				4	5				
								141 A UIC				1	15				
								141 A UIC				9	17				
								143 N UNCW				0	4				
								159 N UConn				1	0				
								173 A Mercer				2	10				
								190 A Jacksonville				2	1				
								203 N Charleston So.				4	5				
								207 N Indiana St.				0	3				
								208 H Detroit Mercy				2	3				
								208 H Detroit Mercy				3	5				
								208 H Detroit Mercy				0	2				
								218 N Saint Francis (PA)				3	9				
								218 N Saint Francis (PA)				0	5				
								224 N Butler				6	9				
								231 N Sacred Heart				3	4				
				232 A Youngstown St.				2	4								
				232 A Youngstown St.				0	3								
				232 A Youngstown St.				1	2								
				248 H IUPUI				1	7								
				248 H IUPUI				1	0								
				248 H IUPUI				6	10								
				252 A Robert Morris				5	6								
<hr/>																	
LAST 10 GAMES				252 N Robert Morris				11	8	232 A Youngstown St.				0	3		
208 H Detroit Mercy				3	5	55 A Western Ky.				0	8	248 H IUPUI				1	7
208 H Detroit Mercy				2	3	55 A Western Ky.				3	10	248 H IUPUI				1	0
208 H Detroit Mercy				0	2	207 N Indiana St.				0	3	248 H IUPUI				6	10
117 N Ball St.				3	10	262 H Green Bay				1	0	252 A Robert Morris				5	6
190 A Jacksonville				2	1												

Non-Div. I Games:

Cleveland St.

RPI	S	Opponent	Score	
252	A	Robert Morris	8	5
252	N	Robert Morris	11	8
252	N	Robert Morris	4	6
260	N	Wagner	8	7
262	H	Green Bay	4	3
262	H	Green Bay	5	4
262	H	Green Bay	1	0
265	N	Quinnipiac	6	1
281	N	La Salle	9	4

Cleveland St.

C
l
e
v
e
l
a
n
d
S
t
.

C
l
e
v
e
l
a
n
d
S
t
.

Average RPI Win:	252	WON-LOST RECORD	WINNING PCT. RANK	LAST 10 GAMES	STRENGTH OF SCHEDULE	OPP. STRENGTH OF SCHEDULE	TEAM RPI	ADJ RPI	CONF. RPI	ADJ CONF. RPI	
Average RPI Loss:	166										
DIV. I ONLY	10-27-2	.28205	253	3-7-0	249	254	268	.39227	272	18	18
DIV. I NON-CONF.	8-13-2	.3913	203	2-0-0	278	282	264	.40642	266	18	18
<hr/>											
TOTALS	RPI 1-25	RPI 26-50		W-L RECORDS	RPI 51-100		RPI 101-150		RPI 150+		
10-27-2	0-0-0	0-1-0		OVERALL	0-2-0		0-8-0		10-16-2		
1-8-0	0-0-0	0-0-0		HOME	0-2-0		0-3-0		1-3-0		
3-11-1	0-0-0	0-0-0		AWAY	0-0-0		0-3-0		3-8-1		
6-8-1	0-0-0	0-1-0		NEUTRAL	0-0-0		0-2-0		6-5-1		
<hr/>											
8-13-2	0-0-0	0-1-0		NON-CONFERENCE	0-0-0		0-2-0		8-10-2		
0-0-0	0-0-0	0-0-0		HOME	0-0-0		0-0-0		0-0-0		
2-5-1	0-0-0	0-0-		AWAY	0-0-0		0-0-0		2-5-1		
6-8-1	0-0-0	0-1-0		NEUTRAL	0-0-0		0-2-0		6-5-1		
<hr/>											
2-14-0	0-0-0	0-0-0		CONFERENCE	0-2-0		0-6-0		2-6-0		
1-8-0	0-0-0	0-0-0		HOME	0-2-0		0-3-0		1-3-0		
1-6-0	0-0-0	0-0-0		AWAY	0-0-0		0-3-0		1-3-0		
0-0-0	0-0-0	0-0-0		NEUTRAL	0-0-0		0-0-0		0-0-0		
<hr/>											
RPI S	Opponent	Score	RPI S	Opponent	Score	RPI S	Opponent	Score	RPI S	Opponent	Score
			44 N	Indiana	1 8	67 H	Kent St.	4 6	108 H	Ohio	5 13
						67 H	Kent St.	0 9	108 H	Ohio	1 9
									108 H	Ohio	4 9
									117 A	Ball St.	6 14
									117 A	Ball St.	1 9
									117 A	Ball St.	1 13
									131 N	Belmont	2 10
									137 N	Loyola Chicago	2 11
									170 A	Toledo	0 3
									170 A	Toledo	11 5
									170 A	Toledo	1 6
									173 A	Mercer	7 11
									173 N	Mercer	2 9
									174 H	Western Mich.	3 4
									174 H	Western Mich.	10 18
									182 A	UT Martin	2 9
									182 A	UT Martin	2 5
									194 N	ETSU	2 9
									194 N	ETSU	6 6
									205 N	George Mason	9 3
									209 N	Drexel	8 4
			LAST 10 GAMES						232 A	Youngstown St.	5 6
			174 H	Western Mich.	10 18	280 A	Niagara	4 0	232 A	Youngstown St.	1 2
			174 H	Western Mich.	3 4	117 A	Ball St.	1 9	262 N	Green Bay	2 8
			262 N	Green Bay	5 7	67 H	Kent St.	4 6	262 N	Green Bay	5 7
			182 A	UT Martin	2 5	263 H	Buffalo	6 16	263 A	Buffalo	5 6
			170 A	Toledo	1 6	108 H	Ohio	5 13	263 H	Buffalo	4 3

Non-Div. I Games:

Akron

RPI	S	Opponent	Score	
263	H	Buffalo	6	16
265	N	Quinnipiac	2	11
266	A	Presbyterian	6	6
269	N	Holy Cross	6	0
279	N	Morgan St.	12	11
279	N	Morgan St.	5	0
280	A	Niagara	1	0
280	A	Niagara	4	0
282	N	N.C. A&T	8	0

Akron

Average RPI Win:		227	WON-LOST RECORD		WINNING PCT. RANK		LAST 10 GAMES		STRENGTH OF SCHEDULE		OPP. STRENGTH OF SCHEDULE		TEAM RPI		ADJ RPI		CONF. RPI		ADJ CONF. RPI			
DIV. I ONLY			4-36-0		.1	294	0-10-0		179		190		278		.38695		273		20			
DIV. I NON-CONF.			2-16-0		.11111	284	0		155		152		274		.40196		271		15			
TOTALS		RPI 1-25		RPI 26-50		W-L RECORDS		RPI 51-100		RPI 101-150		RPI 150+										
4-36-0		0-1-0		0-1-0		OVERALL		0-9-0		0-8-0		4-17-0										
1-12-0		0-0-0		0-0-0		HOME		0-0-0		0-7-0		1-5-0										
2-15-0		0-1-0		0-1-0		AWAY		0-7-0		0-1-0		2-5-0										
1-9-0		0-0-0		0-0-0		NEUTRAL		0-2-0		0-0-0		1-7-0										
2-16-0		0-1-0		0-1-0		NON-CONFERENCE		0-3-0		0-2-0		2-9-0										
1-3-0		0-0-0		0-0-0		HOME		0-0-0		0-1-0		1-2-0										
0-5-0		0-1-0		0-0-		AWAY		0-1-0		0-1-0		0-1-0										
1-8-0		0-0-0		0-0-0		NEUTRAL		0-2-0		0-0-0		1-6-0										
2-20-0		0-0-0		0-0-0		CONFERENCE		0-6-0		0-6-0		2-8-0										
0-9-0		0-0-0		0-0-0		HOME		0-0-0		0-6-0		0-3-0										
2-10-0		0-0-0		0-0-0		AWAY		0-6-0		0-0-0		2-4-0										
0-1-0		0-0-0		0-0-0		NEUTRAL		0-0-0		0-0-0		0-1-0										
RPI	S	Opponent		Score		RPI	S	Opponent		Score		RPI	S	Opponent		Score						
20	A	Louisiana		0	11	40	A	Houston		0	16	53	N	Troy		0	9	107	H	SFA	0	7
												63	A	Texas St.		0	2	107	H	SFA	0	3
												70	N	California		0	7	107	H	SFA	1	4
												88	A	Nicholls St.		3	6	111	A	Northern Ill.	0	3
												88	A	Nicholls St.		0	7	111	H	Northern Ill.	0	1
												88	A	Nicholls St.		1	7	148	H	Southeastern La.	3	15
												93	A	McNeese		2	7	148	H	Southeastern La.	15	21
												93	A	McNeese		0	1	148	H	Southeastern La.	0	18
												93	A	McNeese		1	7	157	H	UTSA	2	13
																		164	N	Kennesaw St.	4	5
																		164	N	Kennesaw St.	2	5
																		167	N	Fordham	1	7
																		167	N	Fordham	2	10
																		174	N	Western Mich.	0	2
																		179	N	Furman	4	7
																		188	A	Houston Baptist	0	1
																		188	A	Houston Baptist	0	12
																		188	A	Houston Baptist	6	8
																		200	A	Binghamton	0	1
																		206	H	Central Ark.	1	2
																		206	H	Central Ark.	6	13
																		206	H	Central Ark.	1	6
						LAST 10 GAMES												221	H	Texas Southern	6	5
						88	A	Nicholls St.		3	6	93	A	McNeese		1	7	221	H	Texas Southern	3	4
						88	A	Nicholls St.		1	7	148	H	Southeastern La.		15	21	227	N	Bethune-Cookman	4	0
						88	A	Nicholls St.		0	7	229	A	Abilene Christian		9	5	229	A	Abilene Christian	9	5
						188	A	Houston Baptist		0	1	206	H	Central Ark.		1	2	229	A	Abilene Christian	5	9
						107	H	SFA		0	3	221	H	Texas Southern		6	5					

Non-Div. I Games:

Incarnate Word

RPI	S	Opponent	Score	
229	A	Abilene Christian	7	4
230	N	A&M-Corpus Christi	2	6

Incarnate Word

I
n
c
a
r
n
a
t
e
W
o
r
d

I
n
c
a
r
n
a
t
e
W
o
r
d

Average RPI Win: 281		WON-LOST	WINNING	LAST 10	STRENGTH OF		OPP. STRENGTH	TEAM	ADJ	CONF.	ADJ CONF.
Average RPI Loss: 202		RECORD	PCT. RANK	GAMES	SCHEDULE		OF SCHEDULE	RPI	RPI	RPI	RPI
DIV. I ONLY		17-23-0	.425	193	5-5-0		287	293	274	.38626	274
DIV. I NON-CONF.		4-15-0	.21053	258	0-2-0		203	293	276	.38628	276
TOTALS		RPI 1-25	RPI 26-50		W-L RECORDS		RPI 51-100		RPI 101-150		RPI 150+
17-23-0		0-0-0	0-0-0		OVERALL		0-4-0		0-0-0		17-19-0
8-9-0		0-0-0	0-0-0		HOME		0-0-0		0-0-0		8-9-0
6-9-0		0-0-0	0-0-0		AWAY		0-4-0		0-0-0		6-5-0
3-5-0		0-0-0	0-0-0		NEUTRAL		0-0-0		0-0-0		3-5-0
4-15-0		0-0-0	0-0-0		NON-CONFERENCE		0-4-0		0-0-0		4-11-0
0-6-0		0-0-0	0-0-0		HOME		0-0-0		0-0-0		0-6-0
2-5-0		0-0-0	0-0-		AWAY		0-4-0		0-0-0		2-1-0
2-4-0		0-0-0	0-0-0		NEUTRAL		0-0-0		0-0-0		2-4-0
13-8-0		0-0-0	0-0-0		CONFERENCE		0-0-0		0-0-0		13-8-0
8-3-0		0-0-0	0-0-0		HOME		0-0-0		0-0-0		8-3-0
4-4-0		0-0-0	0-0-0		AWAY		0-0-0		0-0-0		4-4-0
1-1-0		0-0-0	0-0-0		NEUTRAL		0-0-0		0-0-0		1-1-0
RPI S	Opponent	Score	RPI S	Opponent	Score	RPI S	Opponent	Score	RPI S	Opponent	Score
						66 A	USC Upstate	0 14	184 H	Gardner-Webb	4 15
						85 A	Duke	0 8	184 H	Gardner-Webb	0 8
						89 A	Appalachian St.	1 7	187 A	Florida A&M	2 3
						89 A	Appalachian St.	0 3	187 A	Florida A&M	2 4
									187 A	Florida A&M	1 6
									217 H	Western Caro.	2 3
									217 H	Western Caro.	3 6
									219 N	Prairie View	2 13
									227 H	Bethune-Cookman	0 8
									227 H	Bethune-Cookman	0 10
									227 H	Bethune-Cookman	7 2
									232 H	Youngstown St.	4 6
									232 H	Youngstown St.	0 3
									238 A	Hampton	6 5
									238 A	Hampton	0 8
									238 N	Hampton	3 4
									241 H	Norfolk St.	8 7
									241 H	Norfolk St.	3 10
									247 N	Northern Ky.	0 9
									252 N	Robert Morris	6 5
									258 N	Alabama St.	2 4
									286 N	Delaware St.	7 2
						290 A	Savannah St.	4 6	290 A	Savannah St.	2 0
						184 H	Gardner-Webb	4 15	290 A	Savannah St.	12 6
						297 H	South Carolina St.	12 0	290 A	Savannah St.	7 6
						187 A	Florida A&M	2 4	291 N	Howard	3 4
						294 A	UMES	9 1	294 A	UMES	9 1
			LAST 10 GAMES								
			290 A	Savannah St.	12 6	232 H	Youngstown St.	4 6			
			290 A	Savannah St.	2 0	184 H	Gardner-Webb	4 15			
			290 A	Savannah St.	7 6	297 H	South Carolina St.	12 0			
			297 H	South Carolina St.	16 1	187 A	Florida A&M	2 4			
			294 H	UMES	10 1	294 A	UMES	9 1			

Non-Div. I Games:

N.C. Central

N.C. Central

Average RPI Win:	262	WON-LOST	WINNING	LAST 10	STRENGTH OF	OPP. STRENGTH	TEAM	ADJ	CONF.	ADJ CONF.		
Average RPI Loss:	181	RECORD	PCT. RANK	GAMES	SCHEDULE	OF SCHEDULE	RPI	RPI	RPI	RPI		
DIV. I ONLY	12-31-0	.27907	255	4-6-0	243	279	272	.38522	275	27	28	
DIV. I NON-CONF.	9-24-0	.27273	246	2-2-0	263	284	278	.38034	279	27	29	
<hr/>												
TOTALS	RPI 1-25	RPI 26-50		W-L RECORDS		RPI 51-100		RPI 101-150		RPI 150+		
12-31-0	0-0-0	0-1-0		OVERALL		0-6-0		1-5-0		11-19-0		
3-3-0	0-0-0	0-0-0		HOME		0-0-0		1-1-0		2-2-0		
5-20-0	0-0-0	0-0-0		AWAY		0-4-0		0-3-0		5-13-0		
4-8-0	0-0-0	0-1-0		NEUTRAL		0-2-0		0-1-0		4-4-0		
9-24-0	0-0-0	0-1-0		NON-CONFERENCE		0-6-0		0-4-0		9-13-0		
1-1-0	0-0-0	0-0-0		HOME		0-0-0		0-0-0		1-1-0		
4-15-0	0-0-0	0-0-		AWAY		0-4-0		0-3-0		4-8-0		
4-8-0	0-0-0	0-1-0		NEUTRAL		0-2-0		0-1-0		4-4-0		
3-7-0	0-0-0	0-0-0		CONFERENCE		0-0-0		1-1-0		2-6-0		
2-2-0	0-0-0	0-0-0		HOME		0-0-0		1-1-0		1-1-0		
1-5-0	0-0-0	0-0-0		AWAY		0-0-0		0-0-0		1-5-0		
0-0-0	0-0-0	0-0-0		NEUTRAL		0-0-0		0-0-0		0-0-0		
RPI	S	Opponent	Score	RPI	S	Opponent	Score	RPI	S	Opponent	Score	
				38	N	Boise St.	2 9	59	N	Southeast Mo. St.	0 8	
								65	A	Louisiana Tech	5 7	
								69	A	UC Davis	0 5	
								70	A	California	1 12	
								70	A	California	1 6	
								77	N	Wichita St.	0 8	
										114	H LIU Brooklyn	1 3
										114	H LIU Brooklyn	2 1
										133	A Sacramento St.	0 1
										133	N Sacramento St.	0 7
										145	A Northwestern St.	1 5
										145	A Northwestern St.	0 6
										189	N Marist	6 7
										189	N Marist	0 1
										209	A Drexel	1 5
										209	A Drexel	2 3
										220	A Pacific	0 3
										220	A Pacific	2 4
										229	N Abilene Christian	2 4
										231	H Sacred Heart	3 2
										231	H Sacred Heart	1 5
										239	A Saint Mary's (CA)	2 3
										239	A Saint Mary's (CA)	1 0
										240	A Bryant	2 5
										240	A Bryant	3 4
										244	A Hartford	1 7
										244	A Hartford	2 4
										245	H Iona	0 11
										245	H Iona	4 1
										249	A Mt. St. Mary's	2 5
										249	A Mt. St. Mary's	0 1
										259	A Central Conn. St.	1 8
										259	A Central Conn. St.	10 2
<hr/>												
LAST 10 GAMES												
				114	H	LIU Brooklyn	2 1	249	A	Mt. St. Mary's	0 1	
				114	H	LIU Brooklyn	1 3	240	A	Bryant	2 5	
				70	A	California	1 12	231	H	Sacred Heart	3 2	
				70	A	California	1 6	239	A	Saint Mary's (CA)	1 0	
				295	N	Southern U.	4 0	296	A	Saint Peter's	8 5	

Non-Div. I Games:

Fairleigh Dickinson

RPI	S	Opponent	Score	
289	A	Rider	2	4
289	A	Rider	3	2
295	N	Southern U.	4	2
295	N	Southern U.	2	6
295	N	Southern U.	9	1
295	N	Southern U.	5	2
295	N	Southern U.	4	0
296	A	Saint Peter's	9	0
296	A	Saint Peter's	8	5

F
a
i
r
l
e
i
g
h
D
i
c
k
i
n
s
o
n

F
a
i
r
l
e
i
g
h
D
i
c
k
i
n
s
o
n

Fairleigh Dickinson

Average RPI Win: 274		WON-LOST RECORD	WINNING PCT. RANK	LAST 10 GAMES	STRENGTH OF SCHEDULE	OPP. STRENGTH OF SCHEDULE	TEAM RPI	ADJ RPI	CONF. RPI	ADJ CONF. RPI		
DIV. I ONLY		15-16-0	.48387	152	5-5-0	296	278	276	.38466	276	31	31
DIV. I NON-CONF.		7-8-0	.46667	153	0-1-0	293	276	267	.40572	267	31	31
<hr/>												
TOTALS		RPI 1-25		RPI 26-50		W-L RECORDS		RPI 51-100		RPI 101-150		RPI 150+
15-16-0		0-0-0		0-0-0		OVERALL		0-1-0		0-2-0		15-13-0
5-1-0		0-0-0		0-0-0		HOME		0-0-0		0-0-0		5-1-0
7-11-0		0-0-0		0-0-0		AWAY		0-0-0		0-2-0		7-9-0
3-4-0		0-0-0		0-0-0		NEUTRAL		0-1-0		0-0-0		3-3-0
7-8-0		0-0-0		0-0-0		NON-CONFERENCE		0-1-0		0-2-0		7-5-0
0-0-0		0-0-0		0-0-0		HOME		0-0-0		0-0-0		0-0-0
4-4-0		0-0-0		0-0-		AWAY		0-0-0		0-2-0		4-2-0
3-4-0		0-0-0		0-0-0		NEUTRAL		0-1-0		0-0-0		3-3-0
8-8-0		0-0-0		0-0-0		CONFERENCE		0-0-0		0-0-0		8-8-0
5-1-0		0-0-0		0-0-0		HOME		0-0-0		0-0-0		5-1-0
3-7-0		0-0-0		0-0-0		AWAY		0-0-0		0-0-0		3-7-0
0-0-0		0-0-0		0-0-0		NEUTRAL		0-0-0		0-0-0		0-0-0
RPI	S	Opponent	Score	RPI	S	Opponent	Score	RPI	S	Opponent	Score	
								</				

RPI	S	Opponent	Score	
292	H	Ark.-Pine Bluff	6	4
292	H	Ark.-Pine Bluff	4	3
292	H	Ark.-Pine Bluff	10	2

Alabama A&M

A
l
a
b
a
m
a
A
&
M

A
l
a
b
a
m
a
A
&
M

Average RPI Win:	280	WON-LOST RECORD	WINNING PCT. RANK	LAST 10 GAMES	STRENGTH OF SCHEDULE	OPP. STRENGTH OF SCHEDULE	TEAM RPI	ADJ RPI	CONF. RPI	ADJ CONF. RPI	
DIV. I ONLY		7-30-0	.18919 283	2-8-0	177	290	275	.38388 277	31	31	
DIV. I NON-CONF.		1-20-0	.04762 294	0-2-0	81	257	277	.38601 277	31	31	
<hr/>											
TOTALS	RPI 1-25	RPI 26-50		W-L RECORDS	RPI 51-100		RPI 101-150		RPI 150+		
7-30-0	0-1-0	0-0-0		OVERALL	0-2-0		0-10-0		7-17-0		
3-3-0	0-0-0	0-0-0		HOME	0-0-0		0-0-0		3-3-0		
2-13-0	0-1-0	0-0-0		AWAY	0-1-0		0-3-0		2-8-0		
2-14-0	0-0-0	0-0-0		NEUTRAL	0-1-0		0-7-0		2-6-0		
1-20-0	0-1-0	0-0-0		NON-CONFERENCE	0-2-0		0-10-0		1-7-0		
0-0-0	0-0-0	0-0-0		HOME	0-0-0		0-0-0		0-0-0		
0-6-0	0-1-0	0-0-		AWAY	0-1-0		0-3-0		0-1-0		
1-14-0	0-0-0	0-0-0		NEUTRAL	0-1-0		0-7-0		1-6-0		
6-10-0	0-0-0	0-0-0		CONFERENCE	0-0-0		0-0-0		6-10-0		
3-3-0	0-0-0	0-0-0		HOME	0-0-0		0-0-0		3-3-0		
2-7-0	0-0-0	0-0-0		AWAY	0-0-0		0-0-0		2-7-0		
1-0-0	0-0-0	0-0-0		NEUTRAL	0-0-0		0-0-0		1-0-0		
RPI S	Opponent	Score	RPI S	Opponent	Score	RPI S	Opponent	Score	RPI S	Opponent	Score
20 A	Louisiana	0 9				55 N	Western Ky.	0 4	103 N	South Dakota St.	1 16
						96 A	Southern Miss.	1 9	103 N	South Dakota St.	1 9
									104 N	Austin Peay	0 1
									104 N	Austin Peay	2 12
									107 N	SFA	3 7
									107 N	SFA	2 13
									119 N	North Ala.	0 8
									132 A	Samford	5 6
									148 A	Southeastern La.	0 7
									148 A	Southeastern La.	0 7
									183 N	Tennessee Tech	3 7
									188 N	Houston Baptist	3 5
									188 N	Houston Baptist	0 4
									206 A	Central Ark.	0 11
									206 N	Central Ark.	3 11
									206 N	Central Ark.	3 9
									219 A	Prairie View	1 8
									219 A	Prairie View	1 11
									219 A	Prairie View	3 9
									257 A	Alcorn	1 5
									257 A	Alcorn	3 2
									257 A	Alcorn	4 5
									258 H	Alabama St.	1 12
									258 H	Alabama St.	11 13
									258 H	Alabama St.	5 1
									276 A	Alabama A&M	9 4
									276 A	Alabama A&M	1 2
<hr/>											
Non-Div. I Games:	Belhaven	5 2	Belhaven	4 5	Belhaven	4 1	Belhaven	3 4	Jackson St.		

RPI	S	Opponent	Score	
276	A	Alabama A&M	3	9
286	N	Delaware St.	9	1
290	N	Savannah St.	4	9
293	N	Grambling	11	3
295	H	Southern U.	5	3
295	H	Southern U.	5	3
295	H	Southern U.	1	4

Jackson St.

J
a
c
k
s
o
n
s
t
.

J
a
c
k
s
o
n
s
t
.

Average RPI Win: 273		WON-LOST RECORD	WINNING PCT. RANK		LAST 10 GAMES	STRENGTH OF SCHEDULE	OPP. STRENGTH OF SCHEDULE	TEAM RPI	ADJ RPI		CONF. RPI	ADJ CONF. RPI
Average RPI Loss: 205												
DIV. I ONLY		10-21-0	.32258	241	2-8-0	280	281	280	.37559	278	28	29
DIV. I NON-CONF.		7-9-0	.4375	175	0-1-0	286	285	262	.40813	263	29	28
<hr/>												
TOTALS		RPI 1-25		RPI 26-50		W-L RECORDS		RPI 51-100		RPI 101-150		RPI 150+
10-21-0		0-0-0		0-0-0		OVERALL		0-0-0		0-2-0		10-19-0
2-5-0		0-0-0		0-0-0		HOME		0-0-0		0-1-0		2-4-0
4-10-0		0-0-0		0-0-0		AWAY		0-0-0		0-0-0		4-10-0
4-6-0		0-0-0		0-0-0		NEUTRAL		0-0-0		0-1-0		4-5-0
7-9-0		0-0-0		0-0-0		NON-CONFERENCE		0-0-0		0-2-0		7-7-0
0-1-0		0-0-0		0-0-0		HOME		0-0-0		0-1-0		0-0-0
3-2-0		0-0-0		0-0-		AWAY		0-0-0		0-0-0		3-2-0
4-6-0		0-0-0		0-0-0		NEUTRAL		0-0-0		0-1-0		4-5-0
3-12-0		0-0-0		0-0-0		CONFERENCE		0-0-0		0-0-0		3-12-0
2-4-0		0-0-0		0-0-0		HOME		0-0-0		0-0-0		2-4-0
1-8-0		0-0-0		0-0-0		AWAY		0-0-0		0-0-0		1-8-0
0-0-0		0-0-0		0-0-0		NEUTRAL		0-0-0		0-0-0		0-0-0
RPI	S	Opponent	Score	RPI	S	Opponent	Score	RPI	S	Opponent	Score	
										114 N	LIU Brooklyn	1 2
										125 H	Providence	0 6
										154 N	Bucknell	0 9
										155 N	Saint Joseph's	5 7
										171 A	Harvard	0 2
										171 A	Harvard	5 7
										171 A	Harvard	2 6
										178 N	Monmouth	2 6
										181 N	Colgate	1 2
										210 A	Penn	3 4
										210 A	Penn	3 6
										210 A	Penn	0 5
										213 H	Princeton	1 6
										213 H	Princeton	0 1
										213 H	Princeton	0 6
										233 A	Georgetown	7 10
										255 H	Yale	2 1
										255 H	Yale	2 4
										255 H	Yale	5 2
										261 A	Rhode Island	0 3
										264 N	Lafayette	11 3
										265 A	Quinnipiac	4 2
										265 A	Quinnipiac	6 2
										276 N	Alabama A&M	7 2
										281 N	La Salle	6 9
										282 A	N.C. A&T	5 2
										288 A	Cornell	3 4
				LAST 10 GAMES								
				171 A		Harvard	5 7	213 H		Princeton	0 6	
				288 A		Cornell	4 5	288 A		Cornell	3 4	
				233 A		Georgetown	7 10	210 A		Penn	3 4	
				265 A		Quinnipiac	6 2	255 H		Yale	2 1	
				171 A		Harvard	2 6	210 A		Penn	0 5	

Non-Div. I Games:

Brown

RPI	S	Opponent	Score	
288	A	Cornell	10	8
288	A	Cornell	4	5
289	N	Rider	2	0
291	N	Howard	9	0

Brown

Average RPI Win: 258		WON-LOST	WINNING	LAST 10	STRENGTH OF		OPP. STRENGTH	TEAM	ADJ	CONF.	ADJ CONF.
Average RPI Loss: 198		RECORD	PCT. RANK	GAMES	SCHEDULE		OF SCHEDULE	RPI	RPI	RPI	RPI
DIV. I ONLY		16-23-0	.41026	201	8-2-0		292	277	277	.37327	279
DIV. I NON-CONF.		5-19-0	.20833	260	2-0-0		271	225	281	.36803	282
TOTALS		RPI 1-25	RPI 26-50		W-L RECORDS		RPI 51-100		RPI 101-150		RPI 150+
16-23-0	0-1-0	0-1-0		OVERALL		0-2-0		2-2-0		14-17-0	
7-4-0	0-0-0	0-0-0		HOME		0-0-0		0-0-0		7-4-0	
5-9-0	0-1-0	0-0-0		AWAY		0-0-0		1-0-0		4-8-0	
4-10-0	0-0-0	0-1-0		NEUTRAL		0-2-0		1-2-0		3-5-0	
5-19-0	0-1-0	0-1-0		NON-CONFERENCE		0-2-0		2-2-0		3-13-0	
1-2-0	0-0-0	0-0-0		HOME		0-0-0		0-0-0		1-2-0	
2-7-0	0-1-0	0-0-		AWAY		0-0-0		1-0-0		1-6-0	
2-10-0	0-0-0	0-1-0		NEUTRAL		0-2-0		1-2-0		1-5-0	
11-4-0	0-0-0	0-0-0		CONFERENCE		0-0-0		0-0-0		11-4-0	
6-2-0	0-0-0	0-0-0		HOME		0-0-0		0-0-0		6-2-0	
3-2-0	0-0-0	0-0-0		AWAY		0-0-0		0-0-0		3-2-0	
2-0-0	0-0-0	0-0-0		NEUTRAL		0-0-0		0-0-0		2-0-0	
RPI S	Opponent	Score		RPI S	Opponent	Score		RPI S	Opponent	Score	
14 A	James Madison	1	15	35 N	Notre Dame	1	4	83 N	Rutgers	0	8
								92 N	Iowa	0	3
									Towson	13	6
									Hofstra	12	6
									UAB	1	6
									UAB	0	4
									George Washington	1	8
									George Washington	5	4
									Saint Joseph's	4	13
									Fordham	6	8
									ETSU	0	13
									Binghamton	5	13
									Norfolk St.	5	6
									Norfolk St.	0	7
									Norfolk St.	6	5
									Iona	2	1
									Mt. St. Mary's	4	12
									Manhattan	5	10
									Manhattan	1	2
									Presbyterian	2	5
									Presbyterian	2	9
									Akron	11	12
									Akron	0	5
									Delaware St.	4	0
									Delaware St.	4	0
									Delaware St.	8	0
									Cornell	5	9
									Cornell	10	4
									Howard	7	6
LAST 10 GAMES											
				291 A	Howard	7	6	138 A	Towson	13	6
				291 A	Howard	4	5	241 H	Norfolk St.	0	7
				286 H	Delaware St.	8	0	142 N	UAB	0	4
				286 H	Delaware St.	4	0	142 N	UAB	1	6
				286 H	Delaware St.	4	0	297 N	South Carolina St.	8	0

Non-Div. I Games:

Morgan St.

M
o
r
g
a
n
s
t
.

M
o
r
g
a
n
s
t
.

Morgan St.

Average RPI Win:		235	WON-LOST RECORD		WINNING PCT. RANK		LAST 10 GAMES		STRENGTH OF SCHEDULE		OPP. STRENGTH OF SCHEDULE		TEAM RPI		ADJ RPI		CONF. RPI		ADJ CONF. RPI	
DIV. I ONLY			7-26-0		.21212	276	4-6-0		251		239		279	.37116	280		30		30	
DIV. I NON-CONF.			2-19-0		.09524	286	1-3-0		237		201		286	.35644	287		30		30	
TOTALS		RPI 1-25		RPI 26-50		W-L RECORDS		RPI 51-100		RPI 101-150		RPI 150+								
7-26-0		0-2-0		0-0-0		OVERALL		0-3-0		0-6-0		7-15-0								
1-5-0		0-0-0		0-0-0		HOME		0-0-0		0-0-0		1-5-0								
5-13-0		0-0-0		0-0-0		AWAY		0-0-0		0-6-0		5-7-0								
1-8-0		0-2-0		0-0-0		NEUTRAL		0-3-0		0-0-0		1-3-0								
2-19-0		0-2-0		0-0-0		NON-CONFERENCE		0-3-0		0-6-0		2-8-0								
0-4-0		0-0-0		0-0-0		HOME		0-0-0		0-0-0		0-4-0								
1-7-0		0-0-0		0-0-		AWAY		0-0-0		0-6-0		1-1-0								
1-8-0		0-2-0		0-0-0		NEUTRAL		0-3-0		0-0-0		1-3-0								
5-7-0		0-0-0		0-0-0		CONFERENCE		0-0-0		0-0-0		5-7-0								
1-1-0		0-0-0		0-0-0		HOME		0-0-0		0-0-0		1-1-0								
4-6-0		0-0-0		0-0-0		AWAY		0-0-0		0-0-0		4-6-0								
0-0-0		0-0-0		0-0-0		NEUTRAL		0-0-0		0-0-0		0-0-0								
RPI	S	Opponent		Score		RPI	S	Opponent		Score		RPI	S	Opponent		Score				
8	N	Alabama		2	12							121	A	Hawaii		0	3			
8	N	Alabama		3	9							121	A	Hawaii		1	3			
												121	A	Hawaii		0	3			
												121	A	Hawaii		0	1			
												126	A	Syracuse		5	7			
												126	A	Syracuse		4	12			
												151	N	SIUE		1	3			
												151	N	SIUE		2	1			
												178	A	Monmouth		2	7			
												178	A	Monmouth		0	6			
												226	A	Fairfield		4	2			
												226	A	Fairfield		8	2			
												232	H	Youngstown St.		3	8			
												232	H	Youngstown St.		5	6			
												235	H	Siena		4	3			
												235	H	Siena		6	7			
												245	A	Iona		2	4			
												245	A	Iona		1	3			
												252	A	Robert Morris		0	2			
												252	A	Robert Morris		6	5			
												268	A	Canisius		1	0			
												268	A	Canisius		4	5			
LAST 10 GAMES												268	A	Canisius		4	5			
						245	A	Iona		2	4	252	A	Robert Morris		0	2			
						235	H	Siena		6	7	226	A	Fairfield		8	2			
						289	A	Rider		2	1	178	A	Monmouth		2	7			
						272	H	Akron		0	4	126	A	Syracuse		5	7			
						232	H	Youngstown St.		5	6	268	A	Canisius		1	0			
												272	H	Akron		0	4			
												272	H	Akron		0	1			
												287	N	St. Bonaventure		1	3			
												287	N	St. Bonaventure		1	2			
												289	A	Rider		5	6			

Non-Div. I Games:

Niagara

RPI	S	Opponent	Score
289	A	Rider	2 1

Niagara

Average RPI Win: 240		WON-LOST RECORD	WINNING PCT. RANK	LAST 10 GAMES	STRENGTH OF SCHEDULE	OPP. STRENGTH OF SCHEDULE	TEAM RPI	ADJ RPI	CONF. RPI	ADJ CONF. RPI	
Average RPI Loss: 207											
DIV. I ONLY		10-27-0	.27027 258	3-7-0	282	256	281	.36174 281	26	26	
DIV. I NON-CONF.		7-15-0	.31818 235	1-1-0	287	272	279	.37764 280	26	26	
<hr/>											
TOTALS		RPI 1-25	RPI 26-50		W-L RECORDS		RPI 51-100		RPI 101-150		RPI 150+
10-27-0		0-0-0	0-0-0		OVERALL		0-1-0		0-5-0		10-21-0
3-6-0		0-0-0	0-0-0		HOME		0-0-0		0-0-0		3-6-0
2-13-0		0-0-0	0-0-0		AWAY		0-1-0		0-4-0		2-8-0
5-8-0		0-0-0	0-0-0		NEUTRAL		0-0-0		0-1-0		5-7-0
7-15-0		0-0-0	0-0-0		NON-CONFERENCE		0-1-0		0-2-0		7-12-0
1-2-0		0-0-0	0-0-0		HOME		0-0-0		0-0-0		1-2-0
1-5-0		0-0-0	0-0-		AWAY		0-1-0		0-1-0		1-3-0
5-8-0		0-0-0	0-0-0		NEUTRAL		0-0-0		0-1-0		5-7-0
3-12-0		0-0-0	0-0-0		CONFERENCE		0-0-0		0-3-0		3-9-0
2-4-0		0-0-0	0-0-0		HOME		0-0-0		0-0-0		2-4-0
1-8-0		0-0-0	0-0-0		AWAY		0-0-0		0-3-0		1-5-0
0-0-0		0-0-0	0-0-0		NEUTRAL		0-0-0		0-0-0		0-0-0
RPI S	Opponent	Score	RPI S	Opponent	Score	RPI S	Opponent	Score	RPI S	Opponent	Score
						78 A	Elon	0 9	143 N	UNCW	2 6
									144 A	Massachusetts	0 8
									144 A	Massachusetts	4 8
									144 A	Massachusetts	2 8
									150 A	Campbell	0 6
									153 H	Villanova	7 8
									197 H	Dayton	8 7
									197 H	Dayton	6 9
									197 H	Dayton	8 14
									198 N	Columbia	1 5
									202 N	Army West Point	3 1
									205 A	George Mason	0 3
									205 A	George Mason	1 0
									205 A	George Mason	0 1
									209 H	Drexel	13 8
									209 H	Drexel	5 6
									210 A	Penn	0 5
									210 A	Penn	0 3
									215 A	Saint Louis	2 11
									215 A	Saint Louis	1 4
									215 A	Saint Louis	3 11
			LAST 10 GAMES						224 N	Butler	5 6
			205 A	George Mason	0 1	210 A	Penn	0 5	226 N	Fairfield	1 10
			153 H	Villanova	7 8	144 A	Massachusetts	4 8	233 N	Georgetown	5 4
			226 N	Fairfield	1 10	287 H	St. Bonaventure	2 5	256 N	Oakland	6 5
			205 A	George Mason	0 3	209 H	Drexel	13 8	264 A	Lafayette	3 2
			197 H	Dayton	8 14	215 A	Saint Louis	3 11	264 A	Lafayette	1 5

Non-Div. I Games:

La Salle

RPI	S	Opponent	Score	
264	N	Lafayette	3	7
265	N	Quinnipiac	11	1
266	N	Presbyterian	1	3
266	N	Presbyterian	1	10
271	N	Cleveland St.	4	9
278	N	Brown	9	6
287	H	St. Bonaventure	2	5
287	H	St. Bonaventure	5	6
287	H	St. Bonaventure	6	5

La Salle

Average RPI Win: 284		WON-LOST	WINNING	LAST 10	STRENGTH OF		OPP. STRENGTH	TEAM	ADJ	CONF.	ADJ CONF.				
Average RPI Loss: 182		RECORD	PCT. RANK	GAMES	SCHEDULE		OF SCHEDULE	RPI	RPI	RPI	RPI				
DIV. I ONLY		8-25-0	.24242	268	1-9-0		277	283	285	.36057	282	32	32		
DIV. I NON-CONF.		3-16-0	.15789	277	0-2-0		201	260	280	.3825	278	32	32		
TOTALS		RPI 1-25	RPI 26-50		W-L RECORDS		RPI 51-100		RPI 101-150		RPI 150+				
8-25-0	0-0-0	0-1-0		OVERALL		0-4-0		0-3-0		8-17-0					
4-7-0	0-0-0	0-0-0		HOME		0-1-0		0-0-0		4-6-0					
3-13-0	0-0-0	0-0-0		AWAY		0-3-0		0-2-0		3-8-0					
1-5-0	0-0-0	0-1-0		NEUTRAL		0-0-0		0-1-0		1-3-0					
3-16-0	0-0-0	0-1-0		NON-CONFERENCE		0-4-0		0-3-0		3-8-0					
2-3-0	0-0-0	0-0-0		HOME		0-1-0		0-0-0		2-2-0					
0-8-0	0-0-0	0-0-		AWAY		0-3-0		0-2-0		0-3-0					
1-5-0	0-0-0	0-1-0		NEUTRAL		0-0-0		0-1-0		1-3-0					
5-9-0	0-0-0	0-0-0		CONFERENCE		0-0-0		0-0-0		5-9-0					
2-4-0	0-0-0	0-0-0		HOME		0-0-0		0-0-0		2-4-0					
3-5-0	0-0-0	0-0-0		AWAY		0-0-0		0-0-0		3-5-0					
0-0-0	0-0-0	0-0-0		NEUTRAL		0-0-0		0-0-0		0-0-0					
RPI S	Opponent	Score		RPI S	Opponent	Score		RPI S	Opponent	Score					
				44 N	Indiana	1	7	72 H	UNC Greensboro	6	8	137 N	Loyola Chicago	0	8
				78 A	Elon	0	7	143 A	UNCW	1	9				
				89 A	Appalachian St.	0	15	143 A	UNCW	0	1				
				89 A	Appalachian St.	0	12	169 N	Lehigh	0	10				
				173 A	Mercer	0	5								
				184 A	Gardner-Webb	6	7								
				184 A	Gardner-Webb	2	10								
				187 H	Florida A&M	2	13								
				187 H	Florida A&M	2	13								
				187 H	Florida A&M	2	10								
				216 N	UMBC	6	1								
				216 N	UMBC	1	9								
				227 A	Bethune-Cookman	3	5								
				227 A	Bethune-Cookman	0	3								
				227 A	Bethune-Cookman	3	4								
				241 A	Norfolk St.	4	15								
				241 A	Norfolk St.	0	1								
				272 N	Akron	0	8								
				276 H	Alabama A&M	5	7								
				278 H	Brown	2	5								
				289 H	Rider	7	3								
				290 H	Savannah St.	4	2								
				290 H	Savannah St.	8	1								
				290 H	Savannah St.	1	3								
				296 H	Saint Peter's	8	3								
				297 A	South Carolina St.	6	0								
				297 A	South Carolina St.	4	0								
				LAST 10 GAMES				290 H	Savannah St.	8	1	290 H	Savannah St.	8	1
227 A	Bethune-Cookman	0	3	297 A	South Carolina St.	6	0	290 H	Savannah St.	1	3				
227 A	Bethune-Cookman	3	5	216 N	UMBC	6	1	296 H	Saint Peter's	8	3				
187 H	Florida A&M	2	10	216 N	UMBC	1	9	297 A	South Carolina St.	6	0				
187 H	Florida A&M	2	13	241 A	Norfolk St.	0	1	297 A	South Carolina St.	4	0				
290 H	Savannah St.	1	3												

Non-Div. I Games:

N.C. A&T

RPI	S	Opponent	Score
297	A	South Carolina St.	6 0

Average RPI Win: 220		WON-LOST	WINNING	LAST 10	STRENGTH OF		OPP. STRENGTH	TEAM	ADJ	CONF.	ADJ CONF.
Average RPI Loss: 172		RECORD	PCT. RANK	GAMES	SCHEDULE		OF SCHEDULE	RPI	RPI	RPI	RPI
DIV. I ONLY		5-28-0	.15152	290	2-8-0		258	218	287	.36039	283
DIV. I NON-CONF.		2-19-0	.09524	286	0-1-0		270	235	291	.34837	290
TOTALS		RPI 1-25	RPI 26-50		W-L RECORDS		RPI 51-100		RPI 101-150		RPI 150+
5-28-0	0-0-0	0-1-0		OVERALL		0-3-0		1-7-0		4-17-0	
2-6-0	0-0-0	0-0-0		HOME		0-1-0		0-0-0		2-5-0	
1-16-0	0-0-0	0-1-0		AWAY		0-0-0		1-7-0		0-8-0	
2-6-0	0-0-0	0-0-0		NEUTRAL		0-2-0		0-0-0		2-4-0	
2-19-0	0-0-0	0-1-0		NON-CONFERENCE		0-3-0		0-2-0		2-13-0	
0-5-0	0-0-0	0-0-0		HOME		0-1-0		0-0-0		0-4-0	
0-8-0	0-0-0	0-0-		AWAY		0-0-0		0-2-0		0-5-0	
2-6-0	0-0-0	0-0-0		NEUTRAL		0-2-0		0-0-0		2-4-0	
3-9-0	0-0-0	0-0-0		CONFERENCE		0-0-0		1-5-0		2-4-0	
2-1-0	0-0-0	0-0-0		HOME		0-0-0		0-0-0		2-1-0	
1-8-0	0-0-0	0-0-0		AWAY		0-0-0		1-5-0		0-3-0	
0-0-0	0-0-0	0-0-0		NEUTRAL		0-0-0		0-0-0		0-0-0	
RPI S	Opponent	Score	RPI S	Opponent	Score	RPI S	Opponent	Score	RPI S	Opponent	Score
			43 A	UNLV	3 11	58 N	Baylor	1 5	127 A	Weber St.	2 3
						80 H	BYU	4 13	127 A	Weber St.	4 9
						81 N	Long Beach St.	5 10	127 A	Weber St.	6 7
									133 A	Sacramento St.	4 2
									133 A	Sacramento St.	1 9
									133 A	Sacramento St.	3 9
									134 A	UC Riverside	2 4
									134 A	UC Riverside	2 11
									180 N	Seton Hall	1 2
									191 A	California Baptist	0 9
									191 A	California Baptist	7 8
									193 A	San Diego	2 4
									193 A	San Diego	2 7
									193 A	San Diego	1 12
									204 H	UMKC	3 10
									204 H	UMKC	6 9
									223 A	Portland St.	2 6
									223 A	Portland St.	1 8
									223 A	Portland St.	2 3
									234 H	Utah Valley	6 12
									234 H	Utah Valley	6 13
									234 N	Utah Valley	3 10
									236 N	CSU Bakersfield	5 11
									237 H	Northern Colo.	16 11
									237 H	Northern Colo.	4 3
									237 H	Northern Colo.	4 7
									246 N	North Dakota	7 6
LAST 10 GAMES			191 A	California Baptist	7 8	127 A	Weber St.	6 7			
			191 A	California Baptist	0 9	133 A	Sacramento St.	1 9			
			234 H	Utah Valley	6 13	204 H	UMKC	3 10			
			223 A	Portland St.	2 6	193 A	San Diego	2 4			
			237 H	Northern Colo.	4 3	223 A	Portland St.	1 8			

Non-Div. I Games:

Southern Utah

RPI	S	Opponent	Score	
247	N	Northern Ky.	4	3
247	N	Northern Ky.	4	5

Southern Utah

Morehead St.

Average RPI Win:	287	WON-LOST RECORD	WINNING PCT. RANK	LAST 10 GAMES		STRENGTH OF SCHEDULE	OPP. STRENGTH OF SCHEDULE	TEAM RPI	ADJ RPI	CONF. RPI	ADJ CONF. RPI				
DIV. I ONLY		8-23-0	.25806	264	4-6-0	278	291	288	.35783	285	32	32			
DIV. I NON-CONF.		2-17-0	.10526	285	1-3-0	210	281	287	.36098	285	32	32			
<hr/>															
TOTALS	RPI 1-25		RPI 26-50		W-L RECORDS		RPI 51-100		RPI 101-150		RPI 150+				
8-23-0	0-0-0		0-0-0		OVERALL		0-2-0		0-0-0		8-21-0				
6-4-0	0-0-0		0-0-0		HOME		0-0-0		0-0-0		6-4-0				
1-16-0	0-0-0		0-0-0		AWAY		0-0-0		0-0-0		1-16-0				
1-3-0	0-0-0		0-0-0		NEUTRAL		0-2-0		0-0-0		1-1-0				
2-17-0	0-0-0		0-0-0		NON-CONFERENCE		0-2-0		0-0-0		2-15-0				
1-3-0	0-0-0		0-0-0		HOME		0-0-0		0-0-0		1-3-0				
0-11-0	0-0-0		0-0-		AWAY		0-0-0		0-0-0		0-11-0				
1-3-0	0-0-0		0-0-0		NEUTRAL		0-2-0		0-0-0		1-1-0				
6-6-0	0-0-0		0-0-0		CONFERENCE		0-0-0		0-0-0		6-6-0				
5-1-0	0-0-0		0-0-0		HOME		0-0-0		0-0-0		5-1-0				
1-5-0	0-0-0		0-0-0		AWAY		0-0-0		0-0-0		1-5-0				
0-0-0	0-0-0		0-0-0		NEUTRAL		0-0-0		0-0-0		0-0-0				
RPI	S	Opponent	Score	RPI	S	Opponent	Score	RPI	S	Opponent	Score	RPI	S	Opponent	Score
						59 N	Southeast Mo. St.	5		11		185 A	Delaware	2	5
						74 N	Missouri St.	0		13		185 A	Delaware	0	1
												205 A	George Mason	0	6
												205 A	George Mason	1	3
												206 A	Central Ark.	0	17
												209 H	Drexel	2	17
												209 H	Drexel	1	7
												216 A	UMBC	3	11
												216 A	UMBC	2	5
												225 N	La.-Monroe	2	10
												238 A	Hampton	0	8
												238 A	Hampton	2	11
												241 A	Norfolk St.	1	7
												241 A	Norfolk St.	0	3
												241 A	Norfolk St.	1	2
												249 A	Mt. St. Mary's	4	22
												249 A	Mt. St. Mary's	0	8
												249 H	Mt. St. Mary's	6	5
												249 H	Mt. St. Mary's	7	15
												286 A	Delaware St.	3	4
												286 A	Delaware St.	3	2
												286 A	Delaware St.	2	3
						LAST 10 GAMES									
						291 H	Howard	7	3			185 A	Delaware	2	5
						291 H	Howard	3	2			185 A	Delaware	0	1
						241 A	Norfolk St.	1	7			59 N	Southeast Mo. St.	5	11
						241 A	Norfolk St.	1	2			206 A	Central Ark.	0	17
						297 H	South Carolina St.	10	2			292 N	Ark.-Pine Bluff	5	1
												294 H	UMES	5	3
												294 H	UMES	3	4

Non-Div. I Games:

Coppin St.

RPI	S	Opponent	Score	
294	H	UMES	9	3
297	H	South Carolina St.	10	2

Coppin St.

C
o
p
p
i
n
s
t
.

C
o
p
p
i
n
s
t
.

Average RPI Win:	266	WON-LOST	WINNING	LAST 10	STRENGTH OF	OPP. STRENGTH	TEAM	ADJ	CONF.	ADJ CONF.												
Average RPI Loss:	229	RECORD	PCT. RANK	GAMES	SCHEDULE	OF SCHEDULE	RPI	RPI	RPI	RPI												
DIV. I ONLY		7-30-0	.18919	283	1-9-0	235	295	286	.35313	286	32	32										
DIV. I NON-CONF.		2-21-0	.08696	290	0-5-0	195	296	289	.34949	289	32	32										
<hr/>																						
TOTALS	RPI 1-25	RPI 26-50		W-L RECORDS		RPI 51-100		RPI 101-150		RPI 150+												
7-30-0	0-0-0	0-0-0		OVERALL		0-1-0		0-0-0		7-29-0												
4-6-0	0-0-0	0-0-0		HOME		0-0-0		0-0-0		4-6-0												
1-14-0	0-0-0	0-0-0		AWAY		0-1-0		0-0-0		1-13-0												
2-10-0	0-0-0	0-0-0		NEUTRAL		0-0-0		0-0-0		2-10-0												
<hr/>																						
2-21-0	0-0-0	0-0-0		NON-CONFERENCE		0-1-0		0-0-0		2-20-0												
1-3-0	0-0-0	0-0-0		HOME		0-0-0		0-0-0		1-3-0												
0-9-0	0-0-0	0-0-		AWAY		0-1-0		0-0-0		0-8-0												
1-9-0	0-0-0	0-0-0		NEUTRAL		0-0-0		0-0-0		1-9-0												
<hr/>																						
5-9-0	0-0-0	0-0-0		CONFERENCE		0-0-0		0-0-0		5-9-0												
3-3-0	0-0-0	0-0-0		HOME		0-0-0		0-0-0		3-3-0												
1-5-0	0-0-0	0-0-0		AWAY		0-0-0		0-0-0		1-5-0												
1-1-0	0-0-0	0-0-0		NEUTRAL		0-0-0		0-0-0		1-1-0												
<hr/>																						
RPI	S	Opponent	Score	RPI	S	Opponent	Score	RPI	S	Opponent	Score											
								56	A	Liberty	0	20										
								152	A	George Washington	2	6										
								152	A	George Washington	5	6										
								154	N	Bucknell	4	11										
								176	N	Valparaiso	1	12										
								185	A	Delaware	3	13										
								209	H	Drexel	3	9										
								209	H	Drexel	1	11										
								212	N	Tennessee St.	7	8										
								216	A	UMBC	0	2										
								216	A	UMBC	9	10										
								219	A	Prairie View	4	5										
								219	N	Prairie View	1	4										
								226	H	Fairfield	2	9										
								226	H	Fairfield	2	1										
								238	A	Hampton	0	9										
								238	A	Hampton	3	5										
								241	H	Norfolk St.	5	9										
								241	H	Norfolk St.	6	1										
								241	H	Norfolk St.	1	6										
								241	N	Norfolk St.	4	3										
								243	N	Wright St.	2	4										
								LAST 10 GAMES								252	N	Robert Morris	1	7		
								279	A	Morgan St.	0	8	291	A	Howard	4	6	258	N	Alabama St.	5	9
								279	A	Morgan St.	0	4	212	N	Tennessee St.	7	8	274	N	N.C. Central	2	7
279	A	Morgan St.	0	4	277	N	Jackson St.	1	9	277	N	Jackson St.	1	9								
291	A	Howard	9	2	219	N	Prairie View	1	4	279	A	Morgan St.	0	8								
291	A	Howard	5	8	238	A	Hampton	0	9	279	A	Morgan St.	0	4								

Non-Div. I Games:

Delaware St.

Delaware.

Delaware.

Delaware St.

Average RPI Win:		271	WON-LOST RECORD		WINNING PCT. RANK		LAST 10 GAMES		STRENGTH OF SCHEDULE		OPP. STRENGTH OF SCHEDULE		TEAM RPI		ADJ RPI		CONF. RPI		ADJ CONF. RPI			
DIV. I ONLY			7-27-0		.20588	277	2-8-0		264		273		283		.35243		287		26		26	
DIV. I NON-CONF.			3-15-0		.16667	273	0		291		268		293		.32259		294		26		26	
TOTALS		RPI 1-25		RPI 26-50		W-L RECORDS		RPI 51-100		RPI 101-150		RPI 150+										
7-27-0		0-0-0		0-0-0		OVERALL		0-3-0		0-3-0		7-21-0										
1-9-0		0-0-0		0-0-0		HOME		0-0-0		0-0-0		1-9-0										
4-9-0		0-0-0		0-0-0		AWAY		0-0-0		0-1-0		4-8-0										
2-9-0		0-0-0		0-0-0		NEUTRAL		0-3-0		0-2-0		2-4-0										
3-15-0		0-0-0		0-0-0		NON-CONFERENCE		0-3-0		0-1-0		3-11-0										
1-1-0		0-0-0		0-0-0		HOME		0-0-0		0-0-0		1-1-0										
0-7-0		0-0-0		0-0-		AWAY		0-0-0		0-1-0		0-6-0										
2-7-0		0-0-0		0-0-0		NEUTRAL		0-3-0		0-0-0		2-4-0										
4-12-0		0-0-0		0-0-0		CONFERENCE		0-0-0		0-2-0		4-10-0										
0-8-0		0-0-0		0-0-0		HOME		0-0-0		0-0-0		0-8-0										
4-2-0		0-0-0		0-0-0		AWAY		0-0-0		0-0-0		4-2-0										
0-2-0		0-0-0		0-0-0		NEUTRAL		0-0-0		0-2-0		0-0-0										
RPI	S	Opponent	Score	RPI	S	Opponent	Score	RPI	S	Opponent	Score	RPI	S	Opponent	Score							
								70	N	California	0	8		121	A	Hawaii	2	11				
								70	N	California	0	12		144	N	Massachusetts	4	5				
								95	N	Utah	1	14		144	N	Massachusetts	1	5				
														152	H	George Washington	0	2				
														152	H	George Washington	0	4				
														152	H	George Washington	9	20				
														155	H	Saint Joseph's	2	8				
														155	H	Saint Joseph's	6	8				
														155	H	Saint Joseph's	0	13				
														167	H	Fordham	1	11				
														167	H	Fordham	3	6				
														228	N	Bowling Green	2	10				
														228	N	Bowling Green	0	21				
														232	A	Youngstown St.	1	5				
														232	A	Youngstown St.	0	1				
														238	A	Hampton	7	8				
														241	A	Norfolk St.	1	5				
														249	N	Mt. St. Mary's	4	6				
														252	H	Robert Morris	11	1				
														252	H	Robert Morris	2	8				
														259	N	Central Conn. St.	0	9				
				LAST 10 GAMES										261	A	Rhode Island	5	4				
				228	N	Bowling Green	2	10	155	H	Saint Joseph's	2	8	261	A	Rhode Island	9	10				
				228	N	Bowling Green	0	21	281	A	La Salle	5	2	261	A	Rhode Island	3	1				
				259	N	Central Conn. St.	0	9	167	H	Fordham	3	6	280	N	Niagara	2	1				
				241	A	Norfolk St.	1	5	144	N	Massachusetts	4	5	280	N	Niagara	3	1				
				152	H	George Washington	0	4	252	H	Robert Morris	2	8	281	A	La Salle	6	5				

Non-Div. I Games:

St. Bonaventure

RPI	S	Opponent	Score	
281	A	La Salle	5	6
281	A	La Salle	5	2
284	A	Morehead St.	5	6
284	A	Morehead St.	7	10

St. Bonaventure

S
t
.
B
o
n
a
v
e
n
t
u
r
e

S
t
.
B
o
n
a
v
e
n
t
u
r
e

Average RPI Win: 254		WON-LOST RECORD	WINNING PCT. RANK		LAST 10 GAMES	STRENGTH OF SCHEDULE	OPP. STRENGTH OF SCHEDULE	TEAM RPI	ADJ RPI		CONF. RPI	ADJ CONF. RPI
Average RPI Loss: 218												
DIV. I ONLY		7-30-0	.18919	283	2-8-0	263	284	289	.3523	288	28	29
DIV. I NON-CONF.		4-18-0	.18182	267	1-1-0	248	278	284	.36479	283	29	28
<hr/>												
TOTALS		RPI 1-25		RPI 26-50		W-L RECORDS		RPI 51-100		RPI 101-150		RPI 150+
7-30-0		0-0-0		0-0-0		OVERALL		0-0-0		0-3-0		7-27-0
4-10-0		0-0-0		0-0-0		HOME		0-0-0		0-0-0		4-10-0
2-8-0		0-0-0		0-0-0		AWAY		0-0-0		0-0-0		2-8-0
1-12-0		0-0-0		0-0-0		NEUTRAL		0-0-0		0-3-0		1-9-0
4-18-0		0-0-0		0-0-0		NON-CONFERENCE		0-0-0		0-3-0		4-15-0
1-1-0		0-0-0		0-0-0		HOME		0-0-0		0-0-0		1-1-0
2-5-0		0-0-0		0-0-		AWAY		0-0-0		0-0-0		2-5-0
1-12-0		0-0-0		0-0-0		NEUTRAL		0-0-0		0-3-0		1-9-0
3-12-0		0-0-0		0-0-0		CONFERENCE		0-0-0		0-0-0		3-12-0
3-9-0		0-0-0		0-0-0		HOME		0-0-0		0-0-0		3-9-0
0-3-0		0-0-0		0-0-0		AWAY		0-0-0		0-0-0		0-3-0
0-0-0		0-0-0		0-0-0		NEUTRAL		0-0-0		0-0-0		0-0-0
RPI	S	Opponent	Score	RPI	S	Opponent	Score	RPI	S	Opponent	Score	
										122 N	East Carolina	0 10
										122 N	East Carolina	1 11
										136 N	South Dakota	0 6
										181 H	Colgate	0 6
										181 H	Colgate	10 7
										198 A	Columbia	4 12
										198 A	Columbia	0 8
										198 A	Columbia	0 12
										200 A	Binghamton	7 8
										200 A	Binghamton	1 10
										205 A	George Mason	1 6
										208 N	Detroit Mercy	0 5
										209 N	Drexel	0 11
										210 H	Penn	0 8
										210 H	Penn	0 14
										210 H	Penn	7 12
										216 N	UMBC	0 10
										231 N	Sacred Heart	4 7
										231 N	Sacred Heart	2 4
										235 N	Siena	2 10
										242 H	Dartmouth	13 4
										242 H	Dartmouth	1 16
										242 H	Dartmouth	3 7
										249 A	Mt. St. Mary's	1 9
										249 A	Mt. St. Mary's	7 4
										251 N	Manhattan	1 8
										251 N	Manhattan	2 6
LAST 10 GAMES												
										278 H	Brown	5 4
										249 A	Mt. St. Mary's	1 9
										242 H	Dartmouth	1 16
										279 A	Morgan St.	4 10
										200 A	Binghamton	1 10

Non-Div. I Games:

Cornell

RPI	S	Opponent	Score
251	N	Manhattan	9 11
255	H	Yale	5 12
255	H	Yale	1 10
255	H	Yale	5 15
268	N	Canisius	9 5
278	H	Brown	5 4
278	H	Brown	4 3
278	H	Brown	8 10
279	A	Morgan St.	9 5
279	A	Morgan St.	4 10

Cornell

Average RPI Win:		217	WON-LOST RECORD		WINNING PCT. RANK		LAST 10 GAMES		STRENGTH OF SCHEDULE		OPP. STRENGTH OF SCHEDULE		TEAM RPI		ADJ RPI		CONF. RPI		ADJ CONF. RPI	
DIV. I ONLY			7-33-0		.175 288		3-7-0		255		269		284		.34938 289		30		30	
DIV. I NON-CONF.			4-26-0		.13333 281		1-3-0		204		265		282		.36146 284		30		30	
TOTALS		RPI 1-25		RPI 26-50		W-L RECORDS		RPI 51-100		RPI 101-150		RPI 150+								
7-33-0		0-1-0		0-0-0		OVERALL		1-4-0		0-6-0		6-22-0								
3-9-0		0-0-0		0-0-0		HOME		0-0-0		0-0-0		3-9-0								
4-16-0		0-0-0		0-0-0		AWAY		1-4-0		0-3-0		3-9-0								
0-8-0		0-1-0		0-0-0		NEUTRAL		0-0-0		0-3-0		0-4-0								
4-26-0		0-1-0		0-0-0		NON-CONFERENCE		1-4-0		0-6-0		3-15-0								
1-5-0		0-0-0		0-0-0		HOME		0-0-0		0-0-0		1-5-0								
3-13-0		0-0-0		0-0-		AWAY		1-4-0		0-3-0		2-6-0								
0-8-0		0-1-0		0-0-0		NEUTRAL		0-0-0		0-3-0		0-4-0								
3-7-0		0-0-0		0-0-0		CONFERENCE		0-0-0		0-0-0		3-7-0								
2-4-0		0-0-0		0-0-0		HOME		0-0-0		0-0-0		2-4-0								
1-3-0		0-0-0		0-0-0		AWAY		0-0-0		0-0-0		1-3-0								
0-0-0		0-0-0		0-0-0		NEUTRAL		0-0-0		0-0-0		0-0-0								
RPI	S	Opponent		Score		RPI	S	Opponent		Score		RPI	S	Opponent		Score				
12	N	Tennessee		0 18								102	A	Coastal Caro.		1 11				
								69 A UC Davis		2 1		102	A	Coastal Caro.		0 5				
								73 A Marshall		0 4		112	N	Boston U.		0 8				
								73 A Marshall		2 10		112	N	Boston U.		2 8				
								73 A Marshall		0 2		133	A	Sacramento St.		0 6				
												141	N	UIC		0 17				
												169	H	Lehigh		1 2				
												169	H	Lehigh		0 9				
												178	H	Monmouth		0 6				
												178	H	Monmouth		5 2				
												210	A	Penn		5 2				
												213	A	Princeton		3 1				
												213	A	Princeton		1 9				
												220	A	Pacific		3 5				
												220	A	Pacific		1 11				
												251	A	Manhattan		5 7				
												251	A	Manhattan		0 8				
												254	N	Santa Clara		3 12				
												254	N	Santa Clara		3 4				
												259	A	Central Conn. St.		11 12				
												259	A	Central Conn. St.		7 18				
												260	H	Wagner		3 8				
												260	H	Wagner		5 12				
												268	H	Canisius		6 8				
												268	H	Canisius		1 9				
												275	H	Fairleigh Dickinson		4 2				
												275	H	Fairleigh Dickinson		2 3				
LAST 10 GAMES						LAST 10 GAMES						LAST 10 GAMES								

Non-Div. I Games:

Rider

RPI	S	Opponent	Score	
276	N	Alabama A&M	1	5
278	N	Brown	0	2
280	H	Niagara	1	2
280	H	Niagara	6	5
282	A	N.C. A&T	3	7
296	A	Saint Peter's	6	7
296	A	Saint Peter's	3	1

Rider

Average RPI Win:	266	WON-LOST	WINNING	LAST 10	STRENGTH OF	OPP. STRENGTH	TEAM	ADJ	CONF.	ADJ CONF.								
Average RPI Loss:	208	RECORD	PCT. RANK	GAMES	SCHEDULE	OF SCHEDULE	RPI	RPI	RPI	RPI								
DIV. I ONLY		6-26-0	.1875	286	2-8-0	284	280	291	.33552	290	32	32						
DIV. I NON-CONF.		3-15-0	.16667	273	1-0-0	277	262	288	.35321	288	32	32						
<hr/>																		
TOTALS	RPI 1-25	RPI 26-50		W-L RECORDS		RPI 51-100		RPI 101-150		RPI 150+								
6-26-0	0-0-0	0-0-0		OVERALL		0-3-0		0-1-0		6-22-0								
3-11-0	0-0-0	0-0-0		HOME		0-0-0		0-0-0		3-11-0								
1-6-0	0-0-0	0-0-0		AWAY		0-0-0		0-0-0		1-6-0								
2-9-0	0-0-0	0-0-0		NEUTRAL		0-3-0		0-1-0		2-5-0								
<hr/>																		
3-15-0	0-0-0	0-0-0		NON-CONFERENCE		0-3-0		0-1-0		3-11-0								
1-5-0	0-0-0	0-0-0		HOME		0-0-0		0-0-0		1-5-0								
0-1-0	0-0-0	0-0-		AWAY		0-0-0		0-0-0		0-1-0								
2-9-0	0-0-0	0-0-0		NEUTRAL		0-3-0		0-1-0		2-5-0								
<hr/>																		
3-11-0	0-0-0	0-0-0		CONFERENCE		0-0-0		0-0-0		3-11-0								
2-6-0	0-0-0	0-0-0		HOME		0-0-0		0-0-0		2-6-0								
1-5-0	0-0-0	0-0-0		AWAY		0-0-0		0-0-0		1-5-0								
0-0-0	0-0-0	0-0-0		NEUTRAL		0-0-0		0-0-0		0-0-0								
<hr/>																		
RPI	S	Opponent	Score	RPI	S	Opponent	Score	RPI	S	Opponent	Score							
				76 N Bradley				3	11	149 N South Alabama				1	8			
				87 N Purdue				1	10	158 H Col. of Charleston				6	3			
				87 N Purdue				0	5	158 H Col. of Charleston				2	5			
								160 A Ga. Southern				1	4					
								177 N Winthrop				1	7					
								177 N Winthrop				1	6					
								182 N UT Martin				0	11					
								187 A Florida A&M				0	8					
								187 A Florida A&M				2	5					
								187 A Florida A&M				0	1					
								212 N Tennessee St.				4	9					
								218 N Saint Francis (PA)				1	7					
								227 H Bethune-Cookman				4	8					
								227 H Bethune-Cookman				5	7					
								227 H Bethune-Cookman				0	7					
								266 H Presbyterian				4	5					
								274 H N.C. Central				0	2					
								274 H N.C. Central				6	12					
								274 H N.C. Central				6	7					
								276 H Alabama A&M				6	10					
				276 H Alabama A&M				0	1									
				276 H Alabama A&M				6	9									
				277 N Jackson St.				9	4									
				282 A N.C. A&T				1	8									
				282 A N.C. A&T				3	1									
				282 A N.C. A&T				2	4									
				293 N Grambling				8	3									

Non-Div. I Games:

Savannah St.

Average RPI Win: 266		WON-LOST	WINNING	LAST 10	STRENGTH OF		OPP. STRENGTH	TEAM	ADJ		CONF.	ADJ CONF.
Average RPI Loss: 228		RECORD	PCT. RANK	GAMES	SCHEDULE		OF SCHEDULE	RPI	RPI		RPI	RPI
DIV. I ONLY		10-25-0	.28571	250	3-7-0		291	292	290		.33379	291
DIV. I NON-CONF.		3-19-0	.13636	280	0-2-0		260	291	290		.33865	292
TOTALS		RPI 1-25	RPI 26-50		W-L RECORDS		RPI 51-100		RPI 101-150		RPI 150+	
10-25-0		0-0-0	0-0-0		OVERALL		0-0-0		1-3-0		9-22-0	
7-5-0		0-0-0	0-0-0		HOME		0-0-0		0-0-0		7-5-0	
2-11-0		0-0-0	0-0-0		AWAY		0-0-0		1-3-0		1-8-0	
1-9-0		0-0-0	0-0-0		NEUTRAL		0-0-0		0-0-0		1-9-0	
3-19-0		0-0-0	0-0-0		NON-CONFERENCE		0-0-0		1-3-0		2-16-0	
2-2-0		0-0-0	0-0-0		HOME		0-0-0		0-0-0		2-2-0	
1-8-0		0-0-0	0-0-		AWAY		0-0-0		1-3-0		0-5-0	
0-9-0		0-0-0	0-0-0		NEUTRAL		0-0-0		0-0-0		0-9-0	
7-6-0		0-0-0	0-0-0		CONFERENCE		0-0-0		0-0-0		7-6-0	
5-3-0		0-0-0	0-0-0		HOME		0-0-0		0-0-0		5-3-0	
1-3-0		0-0-0	0-0-0		AWAY		0-0-0		0-0-0		1-3-0	
1-0-0		0-0-0	0-0-0		NEUTRAL		0-0-0		0-0-0		1-0-0	
RPI S	Opponent	Score	RPI S	Opponent	Score	RPI S	Opponent	Score	RPI S	Opponent	Score	
									138 A	Towson	4	6
									138 A	Towson	2	7
									143 A	UNCW	12	11
									143 A	UNCW	3	10
									152 A	George Washington	1	9
									152 A	George Washington	9	11
									154 A	Bucknell	3	11
									156 N	Radford	3	16
									156 N	Radford	4	15
									171 N	Harvard	2	10
									204 H	UMKC	4	3
									204 N	UMKC	0	7
									219 N	Prairie View	1	7
									258 A	Alabama St.	4	5
									258 N	Alabama St.	1	10
									261 N	Rhode Island	0	8
									266 N	Presbyterian	1	9
									274 N	N.C. Central	4	3
									278 N	Brown	0	9
									279 H	Morgan St.	4	8
									279 H	Morgan St.	6	7
									279 H	Morgan St.	5	4
									285 A	Coppin St.	2	3
									285 A	Coppin St.	3	7
									286 H	Delaware St.	2	9
									286 H	Delaware St.	8	5
									297 H	South Carolina St.	15	2
									286 H	Delaware St.	6	4
									297 H	South Carolina St.	13	5

Non-Div. I Games: Bowie St. 15 2

Howard

RPI	S	Opponent	Score	
293	H	Grambling	3	5
294	A	UMES	6	7
294	A	UMES	7	5
295	A	Southern U.	3	6
296	H	Saint Peter's	5	3
296	H	Saint Peter's	3	7
297	H	South Carolina St.	15	2
297	H	South Carolina St.	13	5

Howard

Average RPI Win: 283		WON-LOST	WINNING	LAST 10	STRENGTH OF		OPP. STRENGTH	TEAM	ADJ	CONF.	ADJ CONF.			
Average RPI Loss: 206		RECORD	PCT. RANK	GAMES	SCHEDULE		OF SCHEDULE	RPI	RPI	RPI	RPI			
DIV. I ONLY		3-25-0	.10714	293	3-7-0		267	287	293	.32783	292	31	31	
DIV. I NON-CONF.		0-15-0	0	295	0-1-0		216	232	292	.33948	291	31	31	
TOTALS		RPI 1-25	RPI 26-50		W-L RECORDS		RPI 51-100		RPI 101-150		RPI 150+			
3-25-0	0-1-0	0-0-0		OVERALL		0-2-0		0-2-0		3-20-0				
3-5-0	0-0-0	0-0-0		HOME		0-0-0		0-0-0		3-5-0				
0-12-0	0-1-0	0-0-0		AWAY		0-1-0		0-2-0		0-8-0				
0-8-0	0-0-0	0-0-0		NEUTRAL		0-1-0		0-0-0		0-7-0				
0-15-0	0-1-0	0-0-0		NON-CONFERENCE		0-2-0		0-2-0		0-10-0				
0-0-0	0-0-0	0-0-0		HOME		0-0-0		0-0-0		0-0-0				
0-7-0	0-1-0	0-0-		AWAY		0-1-0		0-2-0		0-3-0				
0-8-0	0-0-0	0-0-0		NEUTRAL		0-1-0		0-0-0		0-7-0				
3-10-0	0-0-0	0-0-0		CONFERENCE		0-0-0		0-0-0		3-10-0				
3-5-0	0-0-0	0-0-0		HOME		0-0-0		0-0-0		3-5-0				
0-5-0	0-0-0	0-0-0		AWAY		0-0-0		0-0-0		0-5-0				
0-0-0	0-0-0	0-0-0		NEUTRAL		0-0-0		0-0-0		0-0-0				
RPI	S	Opponent	Score		RPI	S	Opponent	Score		RPI	S	Opponent	Score	
23	A	Arkansas	0	10						145	A	Northwestern St.	0	4
										145	A	Northwestern St.	1	10
										180	N	Seton Hall	2	7
										186	N	Creighton	0	10
										186	N	Creighton	0	9
										188	N	Houston Baptist	2	9
										188	N	Houston Baptist	0	4
										206	A	Central Ark.	0	8
										206	A	Central Ark.	6	15
										206	A	Central Ark.	2	3
										221	H	Texas Southern	5	7
										221	H	Texas Southern	1	4
										225	N	La.-Monroe	2	12
										258	H	Alabama St.	0	10
										258	H	Alabama St.	7	6
										258	H	Alabama St.	1	9
										270	H	Mississippi Val.	3	7
										276	A	Alabama A&M	2	10
										276	A	Alabama A&M	3	4
										276	A	Alabama A&M	4	6
										285	N	Coppin St.	1	5
										293	A	Grambling	2	11
										293	A	Grambling	4	5
										295	H	Southern U.	3	1
										295	H	Southern U.	6	5
Non-Div. I Games:					Tex. A&M-Texarkana					LSU-Alexandria				
3					6					2				
9					0					5				
Ark.-Pine Bluff					Ark.-Pine Bluff					Ark.-Pine Bluff				

Average RPI Win: 289		WON-LOST RECORD	WINNING PCT. RANK		LAST 10 GAMES	STRENGTH OF SCHEDULE		OPP. STRENGTH OF SCHEDULE		TEAM RPI	ADJ RPI		CONF. RPI	ADJ CONF. RPI				
Average RPI Loss: 225																		
DIV. I ONLY		6-21-0	.22222	274	2-8-0	288		294		292	.3238	293	31	31				
DIV. I NON-CONF.		2-5-0	.28571	241	0-2-0	218		289		270	.39162	273	31	31				
TOTALS		RPI 1-25	RPI 26-50		W-L RECORDS		RPI 51-100		RPI 101-150		RPI 150+							
6-21-0		0-0-0	0-0-0		OVERALL		0-2-0		0-1-0		6-18-0							
2-9-0		0-0-0	0-0-0		HOME		0-1-0		0-1-0		2-7-0							
3-9-0		0-0-0	0-0-0		AWAY		0-1-0		0-0-0		3-8-0							
1-3-0		0-0-0	0-0-0		NEUTRAL		0-0-0		0-0-0		1-3-0							
2-5-0		0-0-0	0-0-0		NON-CONFERENCE		0-2-0		0-1-0		2-2-0							
0-2-0		0-0-0	0-0-0		HOME		0-1-0		0-1-0		0-0-0							
1-1-0		0-0-0	0-0-		AWAY		0-1-0		0-0-0		1-0-0							
1-2-0		0-0-0	0-0-0		NEUTRAL		0-0-0		0-0-0		1-2-0							
4-16-0		0-0-0	0-0-0		CONFERENCE		0-0-0		0-0-0		4-16-0							
2-7-0		0-0-0	0-0-0		HOME		0-0-0		0-0-0		2-7-0							
2-8-0		0-0-0	0-0-0		AWAY		0-0-0		0-0-0		2-8-0							
0-1-0		0-0-0	0-0-0		NEUTRAL		0-0-0		0-0-0		0-1-0							
RPI	S	Opponent	Score	RPI	S	Opponent	Score	RPI	S	Opponent	Score	RPI	S	Opponent	Score			
								65	A	Louisiana Tech	2	10	145	H	Northwestern St.	3	7	
								65	H	Louisiana Tech	5	9	204	N	UMKC	0	7	
													219	H	Prairie View	5	16	
													219	H	Prairie View	3	6	
													219	H	Prairie View	4	14	
													221	A	Texas Southern	0	11	
													221	A	Texas Southern	0	12	
													221	A	Texas Southern	2	10	
													257	H	Alcorn	3	12	
													257	H	Alcorn	9	12	
													257	H	Alcorn	1	10	
													258	A	Alabama St.	1	2	
													258	A	Alabama St.	0	12	
													258	A	Alabama St.	1	3	
													258	A	Alabama St.	3	5	
													266	N	Presbyterian	2	1	
													270	H	Mississippi Val.	6	10	
													277	N	Jackson St.	3	11	
													290	N	Savannah St.	3	8	
													291	A	Howard	5	3	
													292	H	Ark.-Pine Bluff	5	4	
													292	H	Ark.-Pine Bluff	11	2	
													295	A	Southern U.	5	2	
													295	A	Southern U.	4	11	
													295	A	Southern U.	3	1	
				LAST 10 GAMES														
				292	H	Ark.-Pine Bluff	5	4	277	N	Jackson St.	3	11	295	A	Southern U.	5	2
				292	H	Ark.-Pine Bluff	11	2	291	A	Howard	5	3	295	A	Southern U.	4	11
				221	A	Texas Southern	0	12	295	A	Southern U.	5	2	295	A	Southern U.	3	1
				221	A	Texas Southern	0	11	257	H	Alcorn	3	12					
				258	A	Alabama St.	3	5	258	A	Alabama St.	0	12					
Non-Div. I Games:	Tuskegee	5	3	Texas Col.	13	1	Texas Col.	12	0	Lincoln (MO)	7	5						
	Langston	12	5	Texas Col.	10	1	Texas Col.	15	2	Clark Atlanta	10	2	Grambling	10	2			

Non-Div. I Games:

Fort Valley St.

7

1

Lane

14

1

Grambling

G
r
a
m
b
l
i
n
gG
r
a
m
b
l
i
n
g

U
M
E
S

UMES

RPI	S	Opponent	Score	
290	A	Savannah St.	1	4
291	H	Howard	5	7
291	H	Howard	7	6
296	H	Saint Peter's	6	13
296	H	Saint Peter's	10	2
297	A	South Carolina St.	7	3
297	A	South Carolina St.	9	0
297	N	South Carolina St.	5	4

Average RPI Win:	271	WON-LOST	WINNING	LAST 10	STRENGTH OF	OPP. STRENGTH	TEAM	ADJ	CONF.	ADJ CONF.				
Average RPI Loss:	241	RECORD	PCT. RANK	GAMES	SCHEDULE	OF SCHEDULE	RPI	RPI	RPI	RPI				
DIV. I ONLY		8-21-0	.27586	257	3-7-0	297	289	295	.31708	295	31	31		
DIV. I NON-CONF.		2-11-0	.15385	278	0-1-0	297	274	297	.3011	296	31	31		
<hr/>														
TOTALS	RPI 1-25	RPI 26-50		W-L RECORDS		RPI 51-100		RPI 101-150		RPI 150+				
8-21-0	0-0-0	0-0-0		OVERALL		0-2-0		0-0-0		8-19-0				
5-4-0	0-0-0	0-0-0		HOME		0-0-0		0-0-0		5-4-0				
2-9-0	0-0-0	0-0-0		AWAY		0-2-0		0-0-0		2-7-0				
1-8-0	0-0-0	0-0-0		NEUTRAL		0-0-0		0-0-0		1-8-0				
<hr/>														
2-11-0	0-0-0	0-0-0		NON-CONFERENCE		0-2-0		0-0-0		2-9-0				
1-1-0	0-0-0	0-0-0		HOME		0-0-0		0-0-0		1-1-0				
0-2-0	0-0-0	0-0-		AWAY		0-2-0		0-0-0		0-0-0				
1-8-0	0-0-0	0-0-0		NEUTRAL		0-0-0		0-0-0		1-8-0				
<hr/>														
6-10-0	0-0-0	0-0-0		CONFERENCE		0-0-0		0-0-0		6-10-0				
4-3-0	0-0-0	0-0-0		HOME		0-0-0		0-0-0		4-3-0				
2-7-0	0-0-0	0-0-0		AWAY		0-0-0		0-0-0		2-7-0				
0-0-0	0-0-0	0-0-0		NEUTRAL		0-0-0		0-0-0		0-0-0				
<hr/>														
RPI	S	Opponent	Score	RPI	S	Opponent	Score	RPI	S	Opponent	Score			
				88 A Nicholls St.				0	3	214 N Evansville	2	4		
				96 A Southern Miss.				0	11	214 N Evansville	1	3		
												214 N Evansville	0	8
												214 N Evansville	4	5
												219 A Prairie View	1	5
												219 A Prairie View	0	8
												219 A Prairie View	2	0
												219 A Prairie View	3	4
												258 H Alabama St.	0	8
												270 H Mississippi Val.	2	1
												270 H Mississippi Val.	5	1
												270 H Mississippi Val.	4	3
												274 H N.C. Central	3	7
												275 N Fairleigh Dickinson	2	4
												275 N Fairleigh Dickinson	1	9
												275 N Fairleigh Dickinson	2	5
												275 N Fairleigh Dickinson	6	2
												275 N Fairleigh Dickinson	0	4
												277 A Jackson St.	4	1
												277 A Jackson St.	3	5
								277 A Jackson St.	3	5				
				LAST 10 GAMES				291 H Howard	6	3				
				219 A Prairie View				2	0	292 A Ark.-Pine Bluff	5	6		
				219 A Prairie View				0	8	292 A Ark.-Pine Bluff	1	3		
				219 A Prairie View				3	4	293 H Grambling	2	5		
				292 A Ark.-Pine Bluff				1	3	293 H Grambling	11	4		
				277 A Jackson St.				4	1	293 H Grambling	1	3		

Non-Div. I Games:

Southern U.

Average RPI Win: 249		WON-LOST	WINNING	LAST 10	STRENGTH OF		OPP. STRENGTH	TEAM	ADJ		CONF.	ADJ CONF.
Average RPI Loss: 232		RECORD	PCT. RANK	GAMES	SCHEDULE		OF SCHEDULE	RPI	RPI		RPI	RPI
DIV. I ONLY		6-37-0	.13953	292	2-8-0		285	285	294		30	30
DIV. I NON-CONF.		5-25-0	.16667	273	1-3-0		294	286	295		30	30
TOTALS		RPI 1-25	RPI 26-50		W-L RECORDS		RPI 51-100		RPI 101-150		RPI 150+	
6-37-0		0-0-0	0-0-0		OVERALL		1-0-0		0-1-0		5-36-0	
1-10-0		0-0-0	0-0-0		HOME		0-0-0		0-0-0		1-10-0	
4-18-0		0-0-0	0-0-0		AWAY		1-0-0		0-0-0		3-18-0	
1-9-0		0-0-0	0-0-0		NEUTRAL		0-0-0		0-1-0		1-8-0	
5-25-0		0-0-0	0-0-0		NON-CONFERENCE		1-0-0		0-1-0		4-24-0	
0-2-0		0-0-0	0-0-0		HOME		0-0-0		0-0-0		0-2-0	
4-14-0		0-0-0	0-0-		AWAY		1-0-0		0-0-0		3-14-0	
1-9-0		0-0-0	0-0-0		NEUTRAL		0-0-0		0-1-0		1-8-0	
1-12-0		0-0-0	0-0-0		CONFERENCE		0-0-0		0-0-0		1-12-0	
1-8-0		0-0-0	0-0-0		HOME		0-0-0		0-0-0		1-8-0	
0-4-0		0-0-0	0-0-0		AWAY		0-0-0		0-0-0		0-4-0	
0-0-0		0-0-0	0-0-0		NEUTRAL		0-0-0		0-0-0		0-0-0	
RPI S	Opponent	Score	RPI S	Opponent	Score	RPI S	Opponent	Score	RPI S	Opponent	Score	
						72 A	UNC Greensboro	4 2	138 N	Towson	2 10	
									153 N	Villanova	1 12	
									178 H	Monmouth	0 8	
									178 H	Monmouth	0 8	
									180 A	Seton Hall	0 6	
									180 A	Seton Hall	2 7	
									180 A	Seton Hall	0 8	
									185 N	Delaware	3 4	
									189 H	Marist	1 12	
									189 H	Marist	3 13	
									189 H	Marist	0 6	
									209 A	Drexel	0 18	
									209 A	Drexel	3 10	
									209 N	Drexel	0 10	
									231 N	Sacred Heart	0 8	
									238 A	Hampton	3 7	
									240 N	Bryant	1 8	
									244 A	Hartford	5 8	
									244 A	Hartford	7 17	
									245 H	Iona	2 16	
									245 H	Iona	0 10	
									251 A	Manhattan	0 8	
									251 A	Manhattan	0 8	
									260 A	Wagner	7 5	
									260 A	Wagner	2 6	
									261 N	Rhode Island	0 8	
									264 A	Lafayette	1 5	
LAST 10 GAMES												
						180 A	Seton Hall	0 6	294 A	UMES	2 10	
						189 H	Marist	3 13	251 A	Manhattan	0 8	
						265 A	Quinnipiac	4 5	264 A	Lafayette	3 6	
						189 H	Marist	0 6	260 A	Wagner	2 6	
						275 H	Fairleigh Dickinson	5 8	178 H	Monmouth	0 8	

Non-Div. I Games:

Saint Peter's

RPI	S	Opponent	Score	
264	A	Lafayette	3	6
265	A	Quinnipiac	4	5
265	A	Quinnipiac	1	3
274	N	N.C. Central	0	9
275	H	Fairleigh Dickinson	5	8
275	H	Fairleigh Dickinson	0	9
282	A	N.C. A&T	3	8
286	N	Delaware St.	6	5
286	N	Delaware St.	5	6
289	H	Rider	1	3
289	H	Rider	7	6
291	A	Howard	3	5
291	A	Howard	7	3
294	A	UMES	13	6
294	A	UMES	2	10

Saint Peter's

S
a
i
n
t
P
e
t
e
r
'
s

S
a
i
n
t
P
e
t
e
r
'
s

[illegible]

Non-Div. I Games:

South Carolina St.

RPI	S	Opponent	Score	
285	A	Coppin St.	2	10
291	A	Howard	5	13
291	A	Howard	2	15
294	H	UMES	0	9
294	H	UMES	3	7
294	N	UMES	4	5

South Carolina St.

S
o
u
t
h
C
a
r
o
l
i
n
a
S
t
.

S
o
u
t
h
C
a
r
o
l
i
n
a
S
t
.