

Average RPI Win:		75	WON-LOST RECORD		WINNING PCT. RANK		LAST 10 GAMES		STRENGTH OF SCHEDULE		OPP. STRENGTH OF SCHEDULE		TEAM RPI		ADJ RPI		CONF. RPI		ADJ CONF. RPI								
DIV. I ONLY			38-5-0		.88372		5		8-2-0		10		23		2		.70632		1		5		5				
DIV. I NON-CONF.			28-2-0		.93333		4		1-0-0		2		13		1		.72669		1		4		4				
TOTALS		RPI 1-25		RPI 26-50				W-L RECORDS				RPI 51-100				RPI 101-150				RPI 150+							
38-5-0		7-1-0		9-3-0				OVERALL				11-1-0				8-0-0				3-0-0							
18-1-0		0-0-0		4-1-0				HOME				8-0-0				5-0-0				1-0-0							
10-4-0		3-1-0		3-2-0				AWAY				1-1-0				3-0-0				0-0-0							
10-0-0		4-0-0		2-0-0				NEUTRAL				2-0-0				0-0-0				2-0-0							
28-2-0		7-1-0		5-0-0				NON-CONFERENCE				8-1-0				5-0-0				3-0-0							
13-0-0		0-0-0		2-0-0				HOME				5-0-0				5-0-0				1-0-0							
6-2-0		3-1-0		2-0-				AWAY				1-1-0				0-0-0				0-0-0							
9-0-0		4-0-0		1-0-0				NEUTRAL				2-0-0				0-0-0				2-0-0							
10-3-0		0-0-0		4-3-0				CONFERENCE				3-0-0				3-0-0				0-0-0							
5-1-0		0-0-0		2-1-0				HOME				3-0-0				0-0-0				0-0-0							
4-2-0		0-0-0		1-2-0				AWAY				0-0-0				3-0-0				0-0-0							
1-0-0		0-0-0		1-0-0				NEUTRAL				0-0-0				0-0-0				0-0-0							
RPI	S	Opponent		Score		RPI	S	Opponent		Score		RPI	S	Opponent		Score		RPI	S	Opponent		Score					
4	N	Oklahoma		7	4	29	H	Notre Dame		11	1	51	H	Iowa St.		1	0	121	H	South Alabama		4	1				
6	N	LSU		9	1	29	H	Notre Dame		5	0	51	H	Iowa St.		5	0	131	H	Samford		13	1				
7	A	Arizona		5	3	29	H	Notre Dame		4	7	62	A	Grand Canyon		11	1	131	H	Samford		13	0				
7	A	Arizona		3	11	33	A	Louisville		9	10	62	A	Grand Canyon		3	5	133	A	Virginia		11	0				
7	A	Arizona		4	3	33	A	Louisville		0	2	63	N	Louisiana Tech		4	0	133	A	Virginia		16	3				
8	A	Florida		2	0	33	A	Louisville		4	1	72	H	NC State		8	0	133	A	Virginia		8	2				
9	N	Minnesota		17	6	38	N	North Carolina		8	6	72	H	NC State		9	0	141	H	UNCW		7	2				
10	N	Tennessee		5	2	44	N	Ohio St.		3	1	72	H	NC State		8	6	141	H	UNCW		10	0				
						47	A	UCF		9	3	74	H	UNC Greensboro		8	0	170	H	Florida A&M		8	0				
						47	A	UCF		2	1	84	H	Elon		15	1	178	N	Toledo		5	4				
						49	H	Lipscomb		14	2	93	H	North Florida		9	1	238	N	Dartmouth		8	4				
						49	H	Lipscomb		13	0	98	N	Fla. Atlantic		10	5										
						LAST 10 GAMES																					
						38 N North Carolina						8	6	8 A Florida						2	0						
						62 A Grand Canyon						11	1	133 A Virginia						16	3						
						33 A Louisville						9	10	133 A Virginia						8	2						
						33 A Louisville						4	1	133 A Virginia						11	0						
						33 A Louisville						0	2	72 H NC State						8	0						

Non-Div. I Games:

Florida St.

Average RPI Win: 64		WON-LOST	WINNING	LAST 10	STRENGTH OF		OPP. STRENGTH	TEAM	ADJ	CONF.	ADJ CONF.
Average RPI Loss: 10		RECORD	PCT. RANK	GAMES	SCHEDULE		OF SCHEDULE	RPI	RPI	RPI	RPI
DIV. I ONLY		35-6-0	.85366	7	10-0-0		9	3	3	.70507	2
DIV. I NON-CONF.		23-3-0	.88462	9	1-0-0		14	8	2	.70067	2
TOTALS		RPI 1-25	RPI 26-50		W-L RECORDS		RPI 51-100		RPI 101-150		RPI 150+
35-6-0		5-5-0	16-1-0		OVERALL		8-0-0		2-0-0		4-0-0
12-3-0		0-3-0	7-0-0		HOME		1-0-0		1-0-0		3-0-0
7-0-0		0-0-0	3-0-0		AWAY		4-0-0		0-0-0		0-0-0
16-3-0		5-2-0	6-1-0		NEUTRAL		3-0-0		1-0-0		1-0-0
23-3-0		5-2-0	7-1-0		NON-CONFERENCE		5-0-0		2-0-0		4-0-0
6-0-0		0-0-0	1-0-0		HOME		1-0-0		1-0-0		3-0-0
1-0-0		0-0-0	0-0-		AWAY		1-0-0		0-0-0		0-0-0
16-3-0		5-2-0	6-1-0		NEUTRAL		3-0-0		1-0-0		1-0-0
12-3-0		0-3-0	9-0-0		CONFERENCE		3-0-0		0-0-0		0-0-0
6-3-0		0-3-0	6-0-0		HOME		0-0-0		0-0-0		0-0-0
6-0-0		0-0-0	3-0-0		AWAY		3-0-0		0-0-0		0-0-0
0-0-0		0-0-0	0-0-0		NEUTRAL		0-0-0		0-0-0		0-0-0
RPI S	Opponent	Score	RPI S	Opponent	Score	RPI S	Opponent	Score	RPI S	Opponent	Score
3 H	UCLA	2 4	29 N	Notre Dame	2 3	53 N	Baylor	8 2	130 H	Northern Ill.	8 0
3 H	UCLA	0 3	30 N	Mississippi St.	7 5	61 A	Cal St. Fullerton	2 0	130 N	Northern Ill.	2 0
3 H	UCLA	6 15	32 H	Arizona St.	9 2	61 N	Cal St. Fullerton	1 0	168 H	Cal Poly	7 1
8 N	Florida	0 1	32 H	Arizona St.	6 0	65 A	California	4 0	168 N	Cal Poly	4 2
12 N	Northwestern	3 1	32 H	Arizona St.	8 4	65 A	California	8 0	205 H	Idaho St.	8 0
15 N	Michigan	2 4	34 A	Oregon	8 0	65 A	California	6 2	205 H	Idaho St.	6 0
16 N	Auburn	8 6	34 A	Oregon	14 2	66 H	Seattle U	1 0			
18 N	Texas Tech	4 1	34 A	Oregon	6 3	80 N	Duke	4 1			
20 N	Kentucky	4 2	36 N	Missouri	6 3						
25 N	Arkansas	3 2	38 N	North Carolina	9 1						
			44 H	Ohio St.	3 0						
			45 N	North Dakota St.	5 3						
			46 H	Oregon St.	8 0						
			46 H	Oregon St.	5 2						
			46 H	Oregon St.	5 0						
			47 N	UCF	3 1						
			48 N	Liberty	6 0						
LAST 10 GAMES											
			32 H	Arizona St.	6 0	65 A	California	8 0			
			32 H	Arizona St.	9 2	46 H	Oregon St.	8 0			
			32 H	Arizona St.	8 4	46 H	Oregon St.	5 0			
			65 A	California	4 0	46 H	Oregon St.	5 2			
			65 A	California	6 2	168 H	Cal Poly	7 1			

Non-Div. I Games:

Washington

UCLA

Average RPI Win:	79	WON-LOST	WINNING	LAST 10	STRENGTH OF	OPP. STRENGTH	TEAM	ADJ	CONF.	ADJ CONF.		
Average RPI Loss:	25	RECORD	PCT. RANK	GAMES	SCHEDULE	OF SCHEDULE	RPI	RPI	RPI	RPI		
DIV. I ONLY		37-2-0	.94872	2	9-1-0	24	13	1	.70121	3	2	2
DIV. I NON-CONF.		26-1-0	.96296	2	1-0-0	41	25	4	.68752	5	2	2
<hr/>												
TOTALS	RPI 1-25	RPI 26-50		W-L RECORDS		RPI 51-100		RPI 101-150		RPI 150+		
37-2-0	8-1-0	8-1-0		OVERALL		11-0-0		4-0-0		6-0-0		
14-1-0	1-0-0	3-1-0		HOME		7-0-0		1-0-0		2-0-0		
9-0-0	3-0-0	3-0-0		AWAY		1-0-0		2-0-0		0-0-0		
14-1-0	4-1-0	2-0-0		NEUTRAL		3-0-0		1-0-0		4-0-0		
26-1-0	5-1-0	3-0-0		NON-CONFERENCE		8-0-0		4-0-0		6-0-0		
9-0-0	1-0-0	1-0-0		HOME		4-0-0		1-0-0		2-0-0		
3-0-0	0-0-0	0-0-		AWAY		1-0-0		2-0-0		0-0-0		
14-1-0	4-1-0	2-0-0		NEUTRAL		3-0-0		1-0-0		4-0-0		
11-1-0	3-0-0	5-1-0		CONFERENCE		3-0-0		0-0-0		0-0-0		
5-1-0	0-0-0	2-1-0		HOME		3-0-0		0-0-0		0-0-0		
6-0-0	3-0-0	3-0-0		AWAY		0-0-0		0-0-0		0-0-0		
0-0-0	0-0-0	0-0-0		NEUTRAL		0-0-0		0-0-0		0-0-0		
RPI	S	Opponent	Score	RPI	S	Opponent	Score	RPI	S	Opponent	Score	
2	A	Washington	4 2	31	N	Colorado St.	3 0	56	H	Fresno St.	8 0	
2	A	Washington	15 6	32	A	Arizona St.	9 0	56	N	Fresno St.	8 2	
2	A	Washington	3 0	32	A	Arizona St.	16 5	61	H	Cal St. Fullerton	5 1	
4	N	Oklahoma	7 1	32	A	Arizona St.	10 0	65	H	California	1 0	
8	N	Florida	7 1	34	H	Oregon	8 1	65	H	California	3 2	
8	N	Florida	4 0	34	H	Oregon	8 3	65	H	California	6 0	
14	H	Ole Miss	4 0	34	H	Oregon	3 4	68	H	Loyola Marymount	3 1	
15	N	Michigan	1 3	36	N	Missouri	11 3	69	A	Long Beach St.	5 3	
20	N	Kentucky	12 4	48	H	Liberty	4 3	75	H	BYU	8 2	
								89	N	UT Arlington	2 1	
								97	N	Nebraska	9 1	

Non-Div. I Games:

UCLA

Average RPI Win:	80	WON-LOST RECORD	WINNING PCT. RANK	LAST 10 GAMES	STRENGTH OF SCHEDULE	OPP. STRENGTH OF SCHEDULE	TEAM RPI	ADJ RPI	CONF. RPI	ADJ CONF. RPI				
DIV. I ONLY		38-2-0	.95	1	10-0-0	41	8	5	.69687	4	3	3		
DIV. I NON-CONF.		29-2-0	.93548	3	3-0-0	28	5	3	.69556	3	3	3		
<hr/>														
TOTALS	RPI 1-25	RPI 26-50		W-L RECORDS		RPI 51-100		RPI 101-150		RPI 150+				
38-2-0	10-2-0	3-0-0		OVERALL		14-0-0		7-0-0		4-0-0				
12-0-0	5-0-0	1-0-0		HOME		6-0-0		0-0-0		0-0-0				
11-0-0	3-0-0	0-0-0		AWAY		2-0-0		6-0-0		0-0-0				
15-2-0	2-2-0	2-0-0		NEUTRAL		6-0-0		1-0-0		4-0-0				
29-2-0	7-2-0	3-0-0		NON-CONFERENCE		11-0-0		4-0-0		4-0-0				
9-0-0	5-0-0	1-0-0		HOME		3-0-0		0-0-0		0-0-0				
5-0-0	0-0-0	0-0-		AWAY		2-0-0		3-0-0		0-0-0				
15-2-0	2-2-0	2-0-0		NEUTRAL		6-0-0		1-0-0		4-0-0				
9-0-0	3-0-0	0-0-0		CONFERENCE		3-0-0		3-0-0		0-0-0				
3-0-0	0-0-0	0-0-0		HOME		3-0-0		0-0-0		0-0-0				
6-0-0	3-0-0	0-0-0		AWAY		0-0-0		3-0-0		0-0-0				
0-0-0	0-0-0	0-0-0		NEUTRAL		0-0-0		0-0-0		0-0-0				
RPI	S	Opponent	Score		RPI	S	Opponent	Score		RPI	S	Opponent	Score	
1	N	Florida St.	4	7	29	N	Notre Dame	6	2	53	H	Baylor	8	0
3	N	UCLA	1	7	43	N	Illinois	11	1	53	H	Baylor	7	5
7	N	Arizona	2	1	46	H	Oregon St.	3	0	53	H	Baylor	16	0
12	H	Northwestern	7	0						60	H	North Texas	8	0
12	H	Northwestern	8	0						61	N	Cal St. Fullerton	9	1
18	A	Texas Tech	13	1						62	A	Grand Canyon	7	1
18	A	Texas Tech	5	1						62	H	Grand Canyon	1	0
18	A	Texas Tech	8	3						68	A	Loyola Marymount	14	0
19	H	Louisiana	9	1						75	N	BYU	5	0
20	N	Kentucky	9	1						85	H	McNeese	6	1
22	H	Drake	5	2						96	N	Syracuse	9	1
23	H	Tulsa	10	1						96	N	Syracuse	6	0
										98	N	Fla. Atlantic	4	0
										100	N	San Diego St.	9	0
					LAST 10 GAMES									
					147	A	Kansas	8	0	53	H	Baylor	7	5
					147	A	Kansas	5	0	106	A	Utah	13	3
					147	A	Kansas	10	0	106	A	Utah	11	2
					53	H	Baylor	16	0	23	H	Tulsa	10	1
					53	H	Baylor	8	0	18	A	Texas Tech	13	1

Non-Div. I Games:

Oklahoma

Average RPI Win: 74		WON-LOST RECORD		WINNING PCT. RANK		LAST 10 GAMES		STRENGTH OF SCHEDULE		OPP. STRENGTH OF SCHEDULE		TEAM RPI		ADJ RPI		CONF. RPI		ADJ CONF. RPI	
DIV. I ONLY		35-9-0		.79545 17		7-3-0		6		12		6		.69399 5		3		3	
DIV. I NON-CONF.		28-6-0		.82353 19		2-0-0		11		6		6		.69082 4		3		3	
TOTALS		RPI 1-25		RPI 26-50		W-L RECORDS		RPI 51-100		RPI 101-150		RPI 150+							
35-9-0		10-7-0		5-2-0		OVERALL		12-0-0		3-0-0		5-0-0							
21-2-0		5-2-0		2-0-0		HOME		7-0-0		3-0-0		4-0-0							
7-5-0		4-4-0		2-1-0		AWAY		1-0-0		0-0-0		0-0-0							
7-2-0		1-1-0		1-1-0		NEUTRAL		4-0-0		0-0-0		1-0-0							
28-6-0		7-4-0		5-2-0		NON-CONFERENCE		8-0-0		3-0-0		5-0-0							
18-2-0		5-2-0		2-0-0		HOME		4-0-0		3-0-0		4-0-0							
3-2-0		1-1-0		2-0-		AWAY		0-0-0		0-0-0		0-0-0							
7-2-0		1-1-0		1-1-0		NEUTRAL		4-0-0		0-0-0		1-0-0							
7-3-0		3-3-0		0-0-0		CONFERENCE		4-0-0		0-0-0		0-0-0							
3-0-0		0-0-0		0-0-0		HOME		3-0-0		0-0-0		0-0-0							
4-3-0		3-3-0		0-0-0		AWAY		1-0-0		0-0-0		0-0-0							
0-0-0		0-0-0		0-0-0		NEUTRAL		0-0-0		0-0-0		0-0-0							
RPI S	Opponent	Score		RPI S	Opponent	Score		RPI S	Opponent	Score		RPI S	Opponent	Score					
6 N	LSU	1	7	28 H	Boise St.	8	0	51 H	Iowa St.	6	1	129 H	Boston College	8	0				
9 H	Minnesota	1	4	32 A	Arizona St.	6	9	51 H	Iowa St.	7	2	129 H	Boston College	9	1				
9 H	Minnesota	1	3	32 A	Arizona St.	11	4	51 H	Iowa St.	11	0	145 H	Northwestern St.	7	2				
9 H	Minnesota	5	3	39 N	Wisconsin	5	1	53 A	Baylor	2	0	193 H	Houston Baptist	8	0				
10 A	Tennessee	5	9	39 N	Wisconsin	1	3	57 H	Longwood	8	0	197 N	Princeton	15	2				
10 A	Tennessee	2	0	42 H	Houston	5	0	57 H	Longwood	9	1	217 H	Texas Southern	8	0				
14 H	Ole Miss	3	2	49 A	Lipscomb	5	0	65 N	California	10	0	217 H	Texas Southern	6	2				
14 H	Ole Miss	7	0					70 H	Texas St.	10	0	229 H	A&M-Corpus Christi	7	1				
17 A	Oklahoma St.	0	8					75 N	BYU	3	0								
17 A	Oklahoma St.	4	3					75 N	BYU	14	0								
17 A	Oklahoma St.	0	1					76 H	Sam Houston St.	9	1								
18 A	Texas Tech	2	3					98 N	Fla. Atlantic	5	1								
18 A	Texas Tech	2	0																
18 A	Texas Tech	2	0																
20 N	Kentucky	4	3																
23 H	Tulsa	9	1																
23 H	Tulsa	2	0																
				LAST 10 GAMES															
				129 H Boston College 9 1				18 A Texas Tech 2 3											
				145 H Northwestern St. 7 2				18 A Texas Tech 2 0											
				57 H Longwood 9 1				70 H Texas St. 10 0											
				42 H Houston 5 0				17 A Oklahoma St. 4 3											
				18 A Texas Tech 2 0				17 A Oklahoma St. 0 8											

Non-Div. I Games:

Texas

Average RPI Win:		61	WON-LOST RECORD		WINNING PCT. RANK		LAST 10 GAMES		STRENGTH OF SCHEDULE		OPP. STRENGTH OF SCHEDULE		TEAM RPI		ADJ RPI		CONF. RPI		ADJ CONF. RPI	
Average RPI Loss:		25	36-9-0		.8 14		7-3-0		3		7		4		.68989 6		1		1	
DIV. I ONLY			23-4-0		.85185 14		1-0-0		7		24		5		.68214 6		1		1	
DIV. I NON-CONF.																				
TOTALS		RPI 1-25		RPI 26-50		W-L RECORDS		RPI 51-100		RPI 101-150		RPI 150+								
36-9-0		12-4-0		8-5-0		OVERALL		9-0-0		4-0-0		3-0-0								
25-5-0		10-3-0		0-2-0		HOME		9-0-0		3-0-0		3-0-0								
8-2-0		0-0-0		7-2-0		AWAY		0-0-0		1-0-0		0-0-0								
3-2-0		2-1-0		1-1-0		NEUTRAL		0-0-0		0-0-0		0-0-0								
23-4-0		6-1-0		1-3-0		NON-CONFERENCE		9-0-0		4-0-0		3-0-0								
19-2-0		4-0-0		0-2-0		HOME		9-0-0		3-0-0		3-0-0								
1-0-0		0-0-0		0-0-		AWAY		0-0-0		1-0-0		0-0-0								
3-2-0		2-1-0		1-1-0		NEUTRAL		0-0-0		0-0-0		0-0-0								
13-5-0		6-3-0		7-2-0		CONFERENCE		0-0-0		0-0-0		0-0-0								
6-3-0		6-3-0		0-0-0		HOME		0-0-0		0-0-0		0-0-0								
7-2-0		0-0-0		7-2-0		AWAY		0-0-0		0-0-0		0-0-0								
0-0-0		0-0-0		0-0-0		NEUTRAL		0-0-0		0-0-0		0-0-0								
RPI	S	Opponent		Score		RPI	S	Opponent		Score		RPI	S	Opponent		Score				
1	N	Florida St.		1	9	26	H	Stanford		5	7	55	H	Troy		11	0			
5	N	Texas		7	1	30	A	Mississippi St.		0	6	64	H	USC Upstate		2	0			
8	H	Florida		3	2	30	A	Mississippi St.		5	3	71	H	Kent St.		8	0			
8	H	Florida		8	0	30	A	Mississippi St.		10	9	85	H	McNeese		4	0			
8	H	Florida		3	4	34	N	Oregon		5	8	88	H	Nicholls St.		12	1			
15	H	Michigan		2	0	35	A	Georgia		7	4	90	H	Iowa		16	1			
15	H	Michigan		2	1	35	A	Georgia		11	4	90	H	Iowa		9	0			
17	N	Oklahoma St.		3	1	35	A	Georgia		6	4	95	H	SFA		13	3			
20	H	Kentucky		5	0	40	H	Indiana		3	7	95	H	SFA		6	0			
20	H	Kentucky		5	2	41	A	Texas A&M		7	0									
20	H	Kentucky		2	3	41	A	Texas A&M		17	3									
21	H	South Carolina		5	7	41	A	Texas A&M		5	6									
21	H	South Carolina		9	1	44	N	Ohio St.		7	2									
21	H	South Carolina		8	5															
23	H	Tulsa		19	1															
23	H	Tulsa		11	0															
				LAST 10 GAMES																
				20	H	Kentucky		5	2	30	A	Mississippi St.		10	9					
				20	H	Kentucky		5	0	30	A	Mississippi St.		0	6					
				20	H	Kentucky		2	3	21	H	South Carolina		9	1					
				85	H	McNeese		4	0	21	H	South Carolina		5	7					
				30	A	Mississippi St.		5	3	21	H	South Carolina		8	5					

Non-Div. I Games:

LSU

Average RPI Win: 70		WON-LOST RECORD		WINNING PCT. RANK		LAST 10 GAMES		STRENGTH OF SCHEDULE		OPP. STRENGTH OF SCHEDULE		TEAM RPI		ADJ RPI		CONF. RPI		ADJ CONF. RPI					
Average RPI Loss: 17																							
DIV. I ONLY		35-7-0		.83333		9		10-0-0		19		1		8		.68592		7					
DIV. I NON-CONF.		23-7-0		.76667		31		5-0-0		5		1		7		.68036		7					
TOTALS		RPI 1-25		RPI 26-50		W-L RECORDS		RPI 51-100		RPI 101-150		RPI 150+											
35-7-0		8-6-0		9-0-0		OVERALL		7-1-0		7-0-0		4-0-0											
18-4-0		5-4-0		6-0-0		HOME		3-0-0		1-0-0		3-0-0											
12-0-0		1-0-0		3-0-0		AWAY		3-0-0		5-0-0		0-0-0											
5-3-0		2-2-0		0-0-0		NEUTRAL		1-1-0		1-0-0		1-0-0											
23-7-0		8-6-0		0-0-0		NON-CONFERENCE		7-1-0		4-0-0		4-0-0											
12-4-0		5-4-0		0-0-0		HOME		3-0-0		1-0-0		3-0-0											
6-0-0		1-0-0		0-0-		AWAY		3-0-0		2-0-0		0-0-0											
5-3-0		2-2-0		0-0-0		NEUTRAL		1-1-0		1-0-0		1-0-0											
12-0-0		0-0-0		9-0-0		CONFERENCE		0-0-0		3-0-0		0-0-0											
6-0-0		0-0-0		6-0-0		HOME		0-0-0		0-0-0		0-0-0											
6-0-0		0-0-0		3-0-0		AWAY		0-0-0		3-0-0		0-0-0											
0-0-0		0-0-0		0-0-0		NEUTRAL		0-0-0		0-0-0		0-0-0											
RPI	S	Opponent		Score		RPI	S	Opponent		Score		RPI	S	Opponent		Score		RPI	S	Opponent		Score	
1	H	Florida St.		11	3	32	H	Arizona St.		8	0	61	H	Cal St. Fullerton		6	0	103	A	New Mexico St.		11	1
1	H	Florida St.		3	5	32	H	Arizona St.		8	0	62	A	Grand Canyon		6	0	103	A	New Mexico St.		11	3
1	H	Florida St.		3	4	32	H	Arizona St.		2	0	62	A	Grand Canyon		8	1	106	A	Utah		13	0
4	N	Oklahoma		1	2	34	H	Oregon		8	3	62	A	Grand Canyon		2	0	106	A	Utah		22	1
8	N	Florida		2	3	34	H	Oregon		8	0	69	N	Long Beach St.		12	3	106	A	Utah		13	2
9	H	Minnesota		2	0	34	H	Oregon		8	0	71	H	Kent St.		7	6	127	N	Illinois St.		9	1
11	H	Alabama		1	6	46	A	Oregon St.		4	0	71	H	Kent St.		10	0	146	H	UIC		10	1
13	H	James Madison		8	6	46	A	Oregon St.		9	1	72	N	NC State		1	4	171	H	New Mexico		15	1
15	N	Michigan		2	1	46	A	Oregon St.		11	4							179	H	UTEP		5	1
17	N	Oklahoma St.		3	0													179	H	UTEP		17	1
22	H	Drake		4	0													206	N	UC Santa Barbara		9	1
22	H	Drake		9	4																		
24	A	South Fla.		4	1																		
24	H	South Fla.		1	4																		
LAST 10 GAMES																							
206	N	UC Santa Barbara		9	1	62	A	Grand Canyon		6	0												
		62 A Grand Canyon		2	0			106 A Utah		13	2												
		179 H UTEP		5	1			106 A Utah		22	1												
		103 A New Mexico St.		11	1			106 A Utah		13	0												
		62 A Grand Canyon		8	1			179 H UTEP		17	1												

Non-Div. I Games:

Arizona

Average RPI Win:		86	WON-LOST RECORD		WINNING PCT. RANK		LAST 10 GAMES		STRENGTH OF SCHEDULE		OPP. STRENGTH OF SCHEDULE		TEAM RPI		ADJ RPI		CONF. RPI		ADJ CONF. RPI				
DIV. I ONLY			36-9-0		.8 14		7-3-0		11		2		7		.67907 8		1		1				
DIV. I NON-CONF.			27-3-0		.9 8		1-1-0		46		9		8		.66907 9		1		1				
TOTALS		RPI 1-25		RPI 26-50		W-L RECORDS		RPI 51-100		RPI 101-150		RPI 150+											
36-9-0		12-9-0		6-0-0		OVERALL		4-0-0		4-0-0		10-0-0											
17-3-0		6-3-0		1-0-0		HOME		3-0-0		2-0-0		5-0-0											
8-4-0		3-4-0		4-0-0		AWAY		0-0-0		0-0-0		1-0-0											
11-2-0		3-2-0		1-0-0		NEUTRAL		1-0-0		2-0-0		4-0-0											
27-3-0		6-3-0		3-0-0		NON-CONFERENCE		4-0-0		4-0-0		10-0-0											
13-1-0		2-1-0		1-0-0		HOME		3-0-0		2-0-0		5-0-0											
3-0-0		1-0-0		1-0-		AWAY		0-0-0		0-0-0		1-0-0											
11-2-0		3-2-0		1-0-0		NEUTRAL		1-0-0		2-0-0		4-0-0											
9-6-0		6-6-0		3-0-0		CONFERENCE		0-0-0		0-0-0		0-0-0											
4-2-0		4-2-0		0-0-0		HOME		0-0-0		0-0-0		0-0-0											
5-4-0		2-4-0		3-0-0		AWAY		0-0-0		0-0-0		0-0-0											
0-0-0		0-0-0		0-0-0		NEUTRAL		0-0-0		0-0-0		0-0-0											
RPI	S	Opponent		Score		RPI	S	Opponent		Score		RPI	S	Opponent		Score							
1	H	Florida St.		0	2	32	A	Arizona St.		7	2	72	N	NC State		2	1	127	H	Illinois St.		7	0
2	N	Washington		1	0	34	N	Oregon		2	1	93	H	North Florida		3	1	127	H	Illinois St.		10	2
3	N	UCLA		1	7	41	A	Texas A&M		4	1	96	H	Syracuse		8	0	127	N	Illinois St.		2	1
3	N	UCLA		0	4	41	A	Texas A&M		8	6	96	H	Syracuse		8	2	127	N	Illinois St.		15	0
6	A	LSU		2	3	41	A	Texas A&M		8	3							156	N	Utah St.		13	1
6	A	LSU		0	8	47	H	UCF		5	0							167	N	Central Mich.		8	0
6	A	LSU		4	3													170	H	Florida A&M		4	0
7	N	Arizona		3	2													170	H	Florida A&M		7	1
9	H	Minnesota		2	0													171	N	New Mexico		1	0
10	H	Tennessee		8	0													175	H	Mercer		9	3
10	H	Tennessee		1	9													175	H	Mercer		10	2
10	H	Tennessee		0	3													191	N	San Diego		12	4
14	A	Ole Miss		4	8													192	A	Jacksonville		5	0
14	A	Ole Miss		1	3													231	H	Bethune-Cookman		15	0
14	A	Ole Miss		5	2																		
15	N	Michigan		6	0																		
24	A	South Fla.		7	1																		
24	H	South Fla.		1	0																		
25	H	Arkansas		3	1																		
25	H	Arkansas		3	0																		
25	H	Arkansas		8	0																		
						LAST 10 GAMES																	
						41	A	Texas A&M		4	1	25	H	Arkansas		8	0						
						41	A	Texas A&M		8	3	25	H	Arkansas		3	0						
						41	A	Texas A&M		8	6	1	H	Florida St.		0	2						
						24	H	South Fla.		1	0	14	A	Ole Miss		1	3						
						25	H	Arkansas		3	1	14	A	Ole Miss		4	8						

Non-Div. I Games:

Florida

Average RPI Win:		88	WON-LOST		WINNING		LAST 10		STRENGTH OF		OPP. STRENGTH		TEAM	ADJ		CONF.		ADJ CONF.						
Average RPI Loss:		18	RECORD		PCT. RANK		GAMES		SCHEDULE		OF SCHEDULE		RPI	RPI		RPI		RPI						
DIV. I ONLY			29-10-0		.74359		28		9-1-0		5		16		11		.67296		9		4		4	
DIV. I NON-CONF.			19-9-0		.67857		60		0		1		2		10		.67034		8		5		5	
TOTALS		RPI 1-25		RPI 26-50		W-L RECORDS		RPI 51-100		RPI 101-150		RPI 150+												
29-10-0		7-8-0		4-1-0		OVERALL		11-1-0		0-0-0		7-0-0												
5-0-0		0-0-0		0-0-0		HOME		3-0-0		0-0-0		2-0-0												
10-6-0		4-5-0		3-1-0		AWAY		3-0-0		0-0-0		0-0-0												
14-4-0		3-3-0		1-0-0		NEUTRAL		5-1-0		0-0-0		5-0-0												
19-9-0		7-8-0		2-0-0		NON-CONFERENCE		5-1-0		0-0-0		5-0-0												
0-0-0		0-0-0		0-0-0		HOME		0-0-0		0-0-0		0-0-0												
5-5-0		4-5-0		1-0-		AWAY		0-0-0		0-0-0		0-0-0												
14-4-0		3-3-0		1-0-0		NEUTRAL		5-1-0		0-0-0		5-0-0												
10-1-0		0-0-0		2-1-0		CONFERENCE		6-0-0		0-0-0		2-0-0												
5-0-0		0-0-0		0-0-0		HOME		3-0-0		0-0-0		2-0-0												
5-1-0		0-0-0		2-1-0		AWAY		3-0-0		0-0-0		0-0-0												
0-0-0		0-0-0		0-0-0		NEUTRAL		0-0-0		0-0-0		0-0-0												
RPI	S	Opponent		Score		RPI	S	Opponent		Score		RPI	S	Opponent		Score								
1	N	Florida St.		6	17	29	N	Notre Dame		10	0	54	N	Missouri St.		7	0							
5	A	Texas		3	1	43	A	Illinois		5	0	65	N	California		4	0							
5	A	Texas		3	5	43	A	Illinois		10	3	67	N	FGCU		1	4							
5	A	Texas		4	1	43	A	Illinois		3	4	71	N	Kent St.		12	1							
7	A	Arizona		0	2	47	A	UCF		7	0	78	N	Wichita St.		5	0							
8	A	Florida		0	2							87	H	Purdue		5	1							
10	N	Tennessee		2	4							87	H	Purdue		8	2							
11	A	Alabama		2	7							87	H	Purdue		5	1							
11	A	Alabama		0	1							91	A	Maryland		5	3							
13	N	James Madison		5	1							91	A	Maryland		6	5							
14	N	Ole Miss		1	3							91	A	Maryland		19	5							
22	N	Drake		2	0							93	N	North Florida		13	0							
22	N	Drake		4	1																			
24	A	South Fla.		3	0																			
24	A	South Fla.		3	0																			
LAST 10 GAMES																								
43 A Illinois						10	3	87 H Purdue						8	2									
43 A Illinois						3	4	87 H Purdue						5	1									
157 H Michigan St.						7	1	87 H Purdue						5	1									
157 H Michigan St.						9	5	91 A Maryland						5	3									
43 A Illinois						5	0	91 A Maryland						19	5									

Non-Div. I Games:

Minnesota

Average RPI Win:		76	WON-LOST RECORD		WINNING PCT. RANK		LAST 10 GAMES		STRENGTH OF SCHEDULE		OPP. STRENGTH OF SCHEDULE		TEAM RPI		ADJ RPI		CONF. RPI		ADJ CONF. RPI					
DIV. I ONLY			32-8-0		.8		14		7-3-0		8		10		9		.67154		10		1		1	
DIV. I NON-CONF.			22-3-0		.88		11		0		34		23		9		.6608		10		1		1	
TOTALS		RPI 1-25		RPI 26-50				W-L RECORDS				RPI 51-100				RPI 101-150				RPI 150+				
32-8-0		7-7-0		9-1-0				OVERALL				5-0-0				9-0-0				2-0-0				
14-4-0		4-4-0		4-0-0				HOME				3-0-0				3-0-0				0-0-0				
7-2-0		2-1-0		4-1-0				AWAY				1-0-0				0-0-0				0-0-0				
11-2-0		1-2-0		1-0-0				NEUTRAL				1-0-0				6-0-0				2-0-0				
22-3-0		2-3-0		4-0-0				NON-CONFERENCE				5-0-0				9-0-0				2-0-0				
8-1-0		1-1-0		1-0-0				HOME				3-0-0				3-0-0				0-0-0				
3-0-0		0-0-0		2-0-				AWAY				1-0-0				0-0-0				0-0-0				
11-2-0		1-2-0		1-0-0				NEUTRAL				1-0-0				6-0-0				2-0-0				
10-5-0		5-4-0		5-1-0				CONFERENCE				0-0-0				0-0-0				0-0-0				
6-3-0		3-3-0		3-0-0				HOME				0-0-0				0-0-0				0-0-0				
4-2-0		2-1-0		2-1-0				AWAY				0-0-0				0-0-0				0-0-0				
0-0-0		0-0-0		0-0-0				NEUTRAL				0-0-0				0-0-0				0-0-0				
RPI	S	Opponent		Score		RPI	S	Opponent		Score		RPI	S	Opponent		Score		RPI	S	Opponent		Score		
1	N	Florida St.		2	5	29	N	Notre Dame		8	0	56	N	Fresno St.		4	2	106	N	Utah		10	1	
5	H	Texas		9	5	30	H	Mississippi St.		10	2	73	H	Bradley		8	0	113	N	Middle Tenn.		8	0	
5	H	Texas		0	2	30	H	Mississippi St.		4	0	75	H	BYU		5	1	132	N	Boston U.		4	0	
8	A	Florida		0	8	30	H	Mississippi St.		9	2	75	H	BYU		14	2	133	H	Virginia		11	1	
8	A	Florida		9	1	33	H	Louisville		5	3	94	A	Coastal Caro.		3	1	133	H	Virginia		6	2	
8	A	Florida		3	0	36	A	Missouri		9	3							136	N	UTSA		12	2	
9	N	Minnesota		4	2	36	A	Missouri		2	1							146	N	UIC		13	2	
13	N	James Madison		2	6	36	A	Missouri		4	5							146	N	UIC		11	1	
16	H	Auburn		5	10	38	A	North Carolina		2	0							147	H	Kansas		9	0	
16	H	Auburn		8	1	48	A	Liberty		1	0							171	N	New Mexico		15	1	
16	H	Auburn		0	3													287	N	Rider		18	0	
25	H	Arkansas		5	2																			
25	H	Arkansas		0	1																			
25	H	Arkansas		6	4																			
						LAST 10 GAMES																		
						48	A	Liberty		1	0	16	H	Auburn		8	1							
						133	H	Virginia		6	2	16	H	Auburn		0	3							
						30	H	Mississippi St.		9	2	16	H	Auburn		5	10							
						30	H	Mississippi St.		10	2	36	A	Missouri		9	3							
						30	H	Mississippi St.		4	0	36	A	Missouri		2	1							

Non-Div. I Games:

Tennessee

Alabama

Alabama

Average RPI Win:		87	WON-LOST RECORD		WINNING PCT. RANK		LAST 10 GAMES		STRENGTH OF SCHEDULE		OPP. STRENGTH OF SCHEDULE		TEAM RPI		ADJ RPI		CONF. RPI		ADJ CONF. RPI					
DIV. I ONLY			33-7-0		.825		10		10-0-0		22		27		12		.66163		12		4		4	
DIV. I NON-CONF.			20-7-0		.74074		36		2-0-0		19		22		14		.64283		13		5		5	
TOTALS		RPI 1-25		RPI 26-50				W-L RECORDS				RPI 51-100				RPI 101-150				RPI 150+				
33-7-0		2-3-0		10-2-0				OVERALL				13-2-0				2-0-0				6-0-0				
8-1-0		0-0-0		4-0-0				HOME				3-1-0				1-0-0				0-0-0				
8-4-0		0-2-0		2-2-0				AWAY				6-0-0				0-0-0				0-0-0				
17-2-0		2-1-0		4-0-0				NEUTRAL				4-1-0				1-0-0				6-0-0				
20-7-0		2-3-0		6-2-0				NON-CONFERENCE				4-2-0				2-0-0				6-0-0				
2-1-0		0-0-0		1-0-0				HOME				0-1-0				1-0-0				0-0-0				
1-4-0		0-2-0		1-0-				AWAY				0-0-0				0-0-0				0-0-0				
17-2-0		2-1-0		4-0-0				NEUTRAL				4-1-0				1-0-0				6-0-0				
13-0-0		0-0-0		4-0-0				CONFERENCE				9-0-0				0-0-0				0-0-0				
6-0-0		0-0-0		3-0-0				HOME				3-0-0				0-0-0				0-0-0				
7-0-0		0-0-0		1-0-0				AWAY				6-0-0				0-0-0				0-0-0				
0-0-0		0-0-0		0-0-0				NEUTRAL				0-0-0				0-0-0				0-0-0				
RPI	S	Opponent		Score		RPI	S	Opponent		Score		RPI	S	Opponent		Score		RPI	S	Opponent		Score		
2	N	Washington		1	3	26	A	Stanford		0	1	62	N	Grand Canyon		7	2	106	N	Utah		10	0	
4	A	Oklahoma		0	7	29	H	Notre Dame		3	1	68	N	Loyola Marymount		2	3	144	H	Loyola Chicago		5	1	
4	A	Oklahoma		0	8	33	N	Louisville		4	2	69	N	Long Beach St.		2	1	156	N	Utah St.		12	0	
22	N	Drake		2	1	33	N	Louisville		9	8	75	N	BYU		1	0	168	N	Cal Poly		6	2	
23	N	Tulsa		9	1	33	N	Louisville		1	0	77	H	DePaul		7	9	178	N	Toledo		11	2	
						38	A	North Carolina		9	3	80	N	Duke		6	5	199	N	Pacific		7	0	
						38	A	North Carolina		0	5	82	H	Rutgers		5	3	201	N	Montana		4	0	
						39	H	Wisconsin		8	5	82	H	Rutgers		8	0	205	N	Idaho St.		7	4	
						39	H	Wisconsin		5	4	82	H	Rutgers		9	1							
						39	H	Wisconsin		4	1	90	A	Iowa		5	0							
						40	A	Indiana		5	0	90	A	Iowa		6	2							
						45	N	North Dakota St.		7	0	90	A	Iowa		6	0							
												97	A	Nebraska		8	0							
												97	A	Nebraska		8	2							
												97	A	Nebraska		4	0							
LAST 10 GAMES																								
						39	H	Wisconsin		5	4	38	A	North Carolina		9	3							
						39	H	Wisconsin		8	5	39	H	Wisconsin		4	1							
						82	H	Rutgers		9	1	29	H	Notre Dame		3	1							
						82	H	Rutgers		5	3	97	A	Nebraska		4	0							
						69	N	Long Beach St.		2	1	97	A	Nebraska		8	2							

Non-Div. I Games:

Northwestern

Average RPI Win:	106	WON-LOST RECORD	WINNING PCT. RANK	LAST 10 GAMES	STRENGTH OF SCHEDULE	OPP. STRENGTH OF SCHEDULE	TEAM RPI	ADJ RPI	CONF. RPI	ADJ CONF. RPI				
DIV. I ONLY		31-7-0	.81579	11	9-1-0	32	40	14	.65148	13	12	13		
DIV. I NON-CONF.		20-6-0	.76923	29	2-1-0	15	17	12	.65182	12	13	13		
<hr/>														
TOTALS	RPI 1-25	RPI 26-50		W-L RECORDS		RPI 51-100		RPI 101-150		RPI 150+				
31-7-0	3-3-0	3-2-0		OVERALL		8-2-0		14-0-0		3-0-0				
11-1-0	0-0-0	1-0-0		HOME		4-1-0		4-0-0		2-0-0				
10-3-0	0-1-0	1-2-0		AWAY		2-0-0		7-0-0		0-0-0				
10-3-0	3-2-0	1-0-0		NEUTRAL		2-1-0		3-0-0		1-0-0				
20-6-0	3-3-0	3-2-0		NON-CONFERENCE		6-1-0		5-0-0		3-0-0				
6-0-0	0-0-0	1-0-0		HOME		2-0-0		1-0-0		2-0-0				
4-3-0	0-1-0	1-0-		AWAY		2-0-0		1-0-0		0-0-0				
10-3-0	3-2-0	1-0-0		NEUTRAL		2-1-0		3-0-0		1-0-0				
11-1-0	0-0-0	0-0-0		CONFERENCE		2-1-0		9-0-0		0-0-0				
5-1-0	0-0-0	0-0-0		HOME		2-1-0		3-0-0		0-0-0				
6-0-0	0-0-0	0-0-0		AWAY		0-0-0		6-0-0		0-0-0				
0-0-0	0-0-0	0-0-0		NEUTRAL		0-0-0		0-0-0		0-0-0				
RPI	S	Opponent	Score		RPI	S	Opponent	Score		RPI	S	Opponent	Score	
7	A	Arizona	6	8	27	A	Virginia Tech	0	12	57	A	Longwood	14	1
9	N	Minnesota	1	5	27	A	Virginia Tech	3	1	57	A	Longwood	10	2
10	N	Tennessee	6	2	32	A	Arizona St.	4	6	65	N	California	2	7
15	N	Michigan	3	0	34	N	Oregon	9	1	71	N	Kent St.	8	1
20	N	Kentucky	1	6	48	H	Liberty	1	0	81	H	Marshall	8	5
22	N	Drake	8	0						82	H	Rutgers	10	1
										84	H	Elon	10	3
										84	H	Elon	13	2
										84	H	Elon	3	5
										98	N	Fla. Atlantic	6	1

Non-Div. I Games:

James Madison

Average RPI Win: 84		WON-LOST RECORD		WINNING PCT. RANK		LAST 10 GAMES		STRENGTH OF SCHEDULE		OPP. STRENGTH OF SCHEDULE		TEAM RPI		ADJ RPI		CONF. RPI		ADJ CONF. RPI	
DIV. I ONLY		30-11-0		.73171 29		8-2-0		12		9		13		.65035 14		1		1	
DIV. I NON-CONF.		21-6-0		.77778 28		2-0-0		27		26		15		.6365 14		1		1	
TOTALS		RPI 1-25		RPI 26-50		W-L RECORDS		RPI 51-100		RPI 101-150		RPI 150+							
30-11-0		10-8-0		4-3-0		OVERALL		4-0-0		7-0-0		5-0-0							
17-3-0		6-2-0		2-1-0		HOME		2-0-0		5-0-0		2-0-0							
6-5-0		3-5-0		1-0-0		AWAY		0-0-0		1-0-0		1-0-0							
7-3-0		1-1-0		1-2-0		NEUTRAL		2-0-0		1-0-0		2-0-0							
21-6-0		3-4-0		2-2-0		NON-CONFERENCE		4-0-0		7-0-0		5-0-0							
11-0-0		2-0-0		0-0-0		HOME		2-0-0		5-0-0		2-0-0							
3-3-0		0-3-0		1-0-		AWAY		0-0-0		1-0-0		1-0-0							
7-3-0		1-1-0		1-2-0		NEUTRAL		2-0-0		1-0-0		2-0-0							
9-5-0		7-4-0		2-1-0		CONFERENCE		0-0-0		0-0-0		0-0-0							
6-3-0		4-2-0		2-1-0		HOME		0-0-0		0-0-0		0-0-0							
3-2-0		3-2-0		0-0-0		AWAY		0-0-0		0-0-0		0-0-0							
0-0-0		0-0-0		0-0-0		NEUTRAL		0-0-0		0-0-0		0-0-0							
RPI S	Opponent	Score		RPI S	Opponent	Score		RPI S	Opponent	Score		RPI S	Opponent	Score					
3 A	UCLA	0	4	28 N	Boise St.	4	6	76 N	Sam Houston St.	5	1	101 H	Austin Peay	7	2				
5 A	Texas	2	3	36 H	Missouri	2	5	76 N	Sam Houston St.	2	1	116 H	Memphis	8	0				
5 A	Texas	0	7	36 H	Missouri	7	5	88 H	Nicholls St.	6	0	120 A	Belmont	11	1				
8 H	Florida	3	1	36 H	Missouri	1	0	88 H	Nicholls St.	2	0	131 H	Samford	15	2				
8 H	Florida	8	4	44 N	Ohio St.	2	4					131 H	Samford	6	3				
8 H	Florida	2	5	46 N	Oregon St.	2	0					135 N	UC Riverside	11	3				
9 N	Minnesota	3	1	47 A	UCF	3	0					142 H	UAB	3	2				
17 H	Oklahoma St.	8	4									168 N	Cal Poly	5	2				
17 H	Oklahoma St.	10	1									194 H	Pittsburgh	6	1				
20 A	Kentucky	6	2									194 H	Pittsburgh	4	3				
20 A	Kentucky	4	11									207 N	George Mason	8	0				
20 A	Kentucky	8	4									211 A	Central Ark.	18	3				
21 A	South Carolina	2	0																
21 A	South Carolina	0	2																
23 N	Tulsa	1	4																
25 H	Arkansas	6	2																
25 H	Arkansas	12	0																
25 H	Arkansas	4	10																
LAST 10 GAMES																			
	36 H	Missouri	2	5		20 A	Kentucky	8	4										
	36 H	Missouri	1	0		20 A	Kentucky	4	11										
	36 H	Missouri	7	5		120 A	Belmont	11	1										
	142 H	UAB	3	2		8 H	Florida	3	1										
	20 A	Kentucky	6	2		8 H	Florida	8	4										

Non-Div. I Games:

Ole Miss

Average RPI Win:	83	WON-LOST	WINNING	LAST 10	STRENGTH OF	OPP. STRENGTH	TEAM	ADJ	CONF.	ADJ CONF.		
Average RPI Loss:	34	RECORD	PCT. RANK	GAMES	SCHEDULE	OF SCHEDULE	RPI	RPI	RPI	RPI		
DIV. I ONLY		29-11-0	.725	32	9-1-0	14	15	16	.64553	15	4	4
DIV. I NON-CONF.		18-10-0	.64286	73	1-0-0	12	7	21	.62863	20	5	5
<hr/>												
TOTALS	RPI 1-25	RPI 26-50		W-L RECORDS		RPI 51-100		RPI 101-150		RPI 150+		
29-11-0	3-5-0	7-5-0		OVERALL		10-0-0		5-1-0		4-0-0		
11-0-0	0-0-0	3-0-0		HOME		6-0-0		0-0-0		2-0-0		
8-5-0	1-2-0	3-3-0		AWAY		3-0-0		0-0-0		1-0-0		
10-6-0	2-3-0	1-2-0		NEUTRAL		1-0-0		5-1-0		1-0-0		
18-10-0	3-5-0	2-4-0		NON-CONFERENCE		4-0-0		5-1-0		4-0-0		
5-0-0	0-0-0	0-0-0		HOME		3-0-0		0-0-0		2-0-0		
3-4-0	1-2-0	1-0-		AWAY		0-0-0		0-0-0		1-0-0		
10-6-0	2-3-0	1-2-0		NEUTRAL		1-0-0		5-1-0		1-0-0		
11-1-0	0-0-0	5-1-0		CONFERENCE		6-0-0		0-0-0		0-0-0		
6-0-0	0-0-0	3-0-0		HOME		3-0-0		0-0-0		0-0-0		
5-1-0	0-0-0	2-1-0		AWAY		3-0-0		0-0-0		0-0-0		
0-0-0	0-0-0	0-0-0		NEUTRAL		0-0-0		0-0-0		0-0-0		
RPI S	Opponent	Score		RPI S	Opponent	Score		RPI S	Opponent	Score		
2 N	Washington	4	2	26 N	Stanford	1	7	71 H	Kent St.	18	1	
3 N	UCLA	3	1	32 A	Arizona St.	7	6	71 H	Kent St.	8	1	
6 A	LSU	0	2	33 N	Louisville	1	2	71 H	Kent St.	8	0	
6 A	LSU	1	2	33 N	Louisville	6	0	72 N	NC State	4	3	
7 N	Arizona	1	2	38 A	North Carolina	2	4	82 A	Rutgers	7	4	
8 N	Florida	0	6	38 A	North Carolina	3	8	82 A	Rutgers	10	2	
13 N	James Madison	0	3	40 H	Indiana	4	1	82 A	Rutgers	7	0	
24 A	South Fla.	10	1	40 H	Indiana	7	6	97 H	Nebraska	12	0	
				40 H	Indiana	3	2	97 H	Nebraska	7	2	
				44 A	Ohio St.	6	2	97 H	Nebraska	8	0	
				44 A	Ohio St.	10	3					
				44 A	Ohio St.	1	2					
LAST 10 GAMES												
				71 H	Kent St.	8	0	44 A	Ohio St.	10	3	
				38 A	North Carolina	2	4	40 H	Indiana	7	6	
				71 H	Kent St.	8	1	40 H	Indiana	3	2	
				44 A	Ohio St.	1	2	40 H	Indiana	4	1	
				44 A	Ohio St.	6	2	178 H	Toledo	24	3	

Non-Div. I Games:

Michigan

Average RPI Win:	101	WON-LOST RECORD	WINNING PCT. RANK	LAST 10 GAMES	STRENGTH OF SCHEDULE	OPP. STRENGTH OF SCHEDULE	TEAM RPI	ADJ RPI	CONF. RPI	ADJ CONF. RPI		
DIV. I ONLY		33-10-0	.76744	22	5-5-0	27	21	15	.64218	16	1	1
DIV. I NON-CONF.		24-4-0	.85714	13	1-0-0	81	43	18	.62958	19	1	1
<hr/>												
TOTALS	RPI 1-25	RPI 26-50		W-L RECORDS		RPI 51-100		RPI 101-150		RPI 150+		
33-10-0	4-5-0	10-3-0		OVERALL		3-2-0		3-0-0		13-0-0		
22-5-0	2-3-0	7-2-0		HOME		1-0-0		2-0-0		10-0-0		
5-2-0	2-1-0	2-1-0		AWAY		0-0-0		0-0-0		1-0-0		
6-3-0	0-1-0	1-0-0		NEUTRAL		2-2-0		1-0-0		2-0-0		
24-4-0	1-2-0	4-0-0		NON-CONFERENCE		3-2-0		3-0-0		13-0-0		
17-1-0	1-1-0	3-0-0		HOME		1-0-0		2-0-0		10-0-0		
1-0-0	0-0-0	0-0-		AWAY		0-0-0		0-0-0		1-0-0		
6-3-0	0-1-0	1-0-0		NEUTRAL		2-2-0		1-0-0		2-0-0		
9-6-0	3-3-0	6-3-0		CONFERENCE		0-0-0		0-0-0		0-0-0		
5-4-0	1-2-0	4-2-0		HOME		0-0-0		0-0-0		0-0-0		
4-2-0	2-1-0	2-1-0		AWAY		0-0-0		0-0-0		0-0-0		
0-0-0	0-0-0	0-0-0		NEUTRAL		0-0-0		0-0-0		0-0-0		
RPI S	Opponent	Score		RPI S	Opponent	Score		RPI S	Opponent	Score		
2 N	Washington	6	8	30 A	Mississippi St.	9	0	54 N	Missouri St.	3	4	
10 A	Tennessee	3	0	30 A	Mississippi St.	7	4	55 H	Troy	3	1	
10 A	Tennessee	1	8	30 A	Mississippi St.	6	7	59 N	Western Ky.	8	0	
10 A	Tennessee	10	5	33 H	Louisville	6	2	63 N	Louisiana Tech	1	2	
18 H	Texas Tech	4	5	34 N	Oregon	8	0	68 N	Loyola Marymount	9	2	
21 H	South Carolina	4	8	35 H	Georgia	2	3					
21 H	South Carolina	1	10	35 H	Georgia	6	7					
21 H	South Carolina	5	4	35 H	Georgia	9	5					
22 H	Drake	2	0	41 H	Texas A&M	8	1					
				41 H	Texas A&M	7	6					
				41 H	Texas A&M	12	4					
				45 H	North Dakota St.	4	1					
				45 H	North Dakota St.	10	2					
				LAST 10 GAMES								
				166 H	Radford	7	2	10 A	Tennessee	3	0	
				21 H	South Carolina	4	8	10 A	Tennessee	10	5	
				21 H	South Carolina	1	10	35 H	Georgia	9	5	
				21 H	South Carolina	5	4	35 H	Georgia	2	3	
				10 A	Tennessee	1	8	35 H	Georgia	6	7	

Average RPI Win:		76	WON-LOST		WINNING		LAST 10		STRENGTH OF		OPP. STRENGTH		TEAM	ADJ		CONF.	ADJ CONF.						
Average RPI Loss:		29	RECORD		PCT. RANK		GAMES		SCHEDULE		OF SCHEDULE		RPI	RPI		RPI	RPI						
DIV. I ONLY			32-11-0		.74419		27		8-2-0		39		4		21		.63958		17	3		3	
DIV. I NON-CONF.			22-9-0		.70968		50		0-1-0		26		4		19		.63385		17	3		3	
TOTALS		RPI 1-25		RPI 26-50				W-L RECORDS				RPI 51-100				RPI 101-150				RPI 150+			
32-11-0		3-6-0		7-3-0				OVERALL				13-2-0				8-0-0				1-0-0			
10-1-0		2-1-0		0-0-0				HOME				4-0-0				4-0-0				0-0-0			
13-5-0		0-3-0		5-0-0				AWAY				6-2-0				1-0-0				1-0-0			
9-5-0		1-2-0		2-3-0				NEUTRAL				3-0-0				3-0-0				0-0-0			
22-9-0		1-5-0		7-3-0				NON-CONFERENCE				8-1-0				5-0-0				1-0-0			
5-0-0		0-0-0		0-0-0				HOME				4-0-0				1-0-0				0-0-0			
8-4-0		0-3-0		5-0-				AWAY				1-1-0				1-0-0				1-0-0			
9-5-0		1-2-0		2-3-0				NEUTRAL				3-0-0				3-0-0				0-0-0			
10-2-0		2-1-0		0-0-0				CONFERENCE				5-1-0				3-0-0				0-0-0			
5-1-0		2-1-0		0-0-0				HOME				0-0-0				3-0-0				0-0-0			
5-1-0		0-0-0		0-0-0				AWAY				5-1-0				0-0-0				0-0-0			
0-0-0		0-0-0		0-0-0				NEUTRAL				0-0-0				0-0-0				0-0-0			
RPI	S	Opponent		Score		RPI	S	Opponent		Score		RPI	S	Opponent		Score		RPI	S	Opponent		Score	
5	H	Texas		1	0	29	N	Notre Dame		0	6	51	A	Iowa St.		6	3	106	N	Utah		8	1
5	H	Texas		8	0	31	N	Colorado St.		1	2	51	A	Iowa St.		12	3	109	H	UNI		12	0
5	H	Texas		3	4	32	A	Arizona St.		2	0	51	A	Iowa St.		12	5	116	A	Memphis		5	2
6	N	LSU		1	3	34	A	Oregon		7	6	53	A	Baylor		21	2	122	N	Hofstra		13	2
7	N	Arizona		0	3	34	A	Oregon		3	0	53	A	Baylor		9	1	131	N	Samford		8	0
14	A	Ole Miss		4	8	34	A	Oregon		9	6	53	A	Baylor		1	2	147	H	Kansas		8	1
14	A	Ole Miss		1	10	38	N	North Carolina		7	5	65	N	California		4	1	147	H	Kansas		5	0
20	N	Kentucky		8	7	42	A	Houston		5	1	76	N	Sam Houston St.		3	0	147	H	Kansas		7	3
23	A	Tulsa		0	3	43	N	Illinois		4	7	78	A	Wichita St.		9	6	211	A	Central Ark.		16	1
						43	N	Illinois		10	6	78	H	Wichita St.		3	0						
												85	H	McNeese		3	2						
												85	H	McNeese		12	2						
												89	A	UT Arlington		1	2						
												96	H	Syracuse		8	0						
												100	N	San Diego St.		15	5						
LAST 10 GAMES																							
						147	H	Kansas		5	0	51	A	Iowa St.		12	3						
						85	H	McNeese		3	2	147	H	Kansas		7	3						
						34	A	Oregon		9	6	147	H	Kansas		8	1						
						51	A	Iowa St.		12	5	89	A	UT Arlington		1	2						
						51	A	Iowa St.		6	3	5	H	Texas		3	4						

Non-Div. I Games:

Oklahoma St.

Average RPI Win:		107	WON-LOST RECORD		WINNING PCT. RANK	LAST 10 GAMES		STRENGTH OF SCHEDULE		OPP. STRENGTH OF SCHEDULE	TEAM RPI	ADJ RPI		CONF. RPI	ADJ CONF. RPI		
DIV. I ONLY			33-8-0		.80488	13	6-4-0		59	19	20	.63612		18	3	3	
DIV. I NON-CONF.			27-2-0		.93103	5	0		141	33	16	.63602		16	3	3	
TOTALS		RPI 1-25		RPI 26-50		W-L RECORDS		RPI 51-100		RPI 101-150		RPI 150+					
33-8-0		4-6-0		3-0-0		OVERALL		12-1-0		4-1-0		10-0-0					
12-5-0		1-5-0		0-0-0		HOME		4-0-0		1-0-0		6-0-0					
6-2-0		1-0-0		0-0-0		AWAY		5-1-0		0-1-0		0-0-0					
15-1-0		2-1-0		3-0-0		NEUTRAL		3-0-0		3-0-0		4-0-0					
27-2-0		3-1-0		3-0-0		NON-CONFERENCE		7-0-0		4-1-0		10-0-0					
11-0-0		0-0-0		0-0-0		HOME		4-0-0		1-0-0		6-0-0					
1-1-0		1-0-0		0-0-		AWAY		0-0-0		0-1-0		0-0-0					
15-1-0		2-1-0		3-0-0		NEUTRAL		3-0-0		3-0-0		4-0-0					
6-6-0		1-5-0		0-0-0		CONFERENCE		5-1-0		0-0-0		0-0-0					
1-5-0		1-5-0		0-0-0		HOME		0-0-0		0-0-0		0-0-0					
5-1-0		0-0-0		0-0-0		AWAY		5-1-0		0-0-0		0-0-0					
0-0-0		0-0-0		0-0-0		NEUTRAL		0-0-0		0-0-0		0-0-0					
RPI	S	Opponent		Score		RPI	S	Opponent		Score		RPI	S	Opponent		Score	
2	N	Washington		1	4	32	N	Arizona St.		8	0	51	A	Iowa St.		5	6
4	H	Oklahoma		1	5	34	N	Oregon		5	0	51	A	Iowa St.		8	4
4	H	Oklahoma		1	13	39	N	Wisconsin		8	3	51	A	Iowa St.		8	3
4	H	Oklahoma		3	8							53	A	Baylor		6	2
5	H	Texas		0	2							53	A	Baylor		11	2
5	H	Texas		0	2							53	A	Baylor		11	6
5	H	Texas		3	2							60	H	North Texas		6	1
16	A	Auburn		5	4							60	H	North Texas		8	1
22	N	Drake		1	0							89	H	UT Arlington		9	1
22	N	Drake		4	0							89	H	UT Arlington		8	4
												97	N	Nebraska		4	1
												97	N	Nebraska		15	10
												100	N	San Diego St.		7	0

Non-Div. I Games:

Texas Tech

Non-Div. I Games:

Louisiana

RPI	S	Opponent	Score
92	A	Appalachian St.	8 0
92	A	Appalachian St.	3 1
92	A	Appalachian St.	15 5
95	H	SFA	9 1
95	H	SFA	5 2
101	H	Austin Peay	8 0
65	H	California	7 3
92	A	Appalachian St.	8 0
92	A	Appalachian St.	3 1
158	H	Southeastern La.	7 1

Average RPI Win: 74		WON-LOST RECORD		WINNING PCT. RANK		LAST 10 GAMES		STRENGTH OF SCHEDULE		OPP. STRENGTH OF SCHEDULE		TEAM RPI		ADJ RPI		CONF. RPI		ADJ CONF. RPI				
DIV. I ONLY		26-17-0		.60465 83		5-5-0		2		5		18		.63503 20		1		1				
DIV. I NON-CONF.		17-8-0		.68 59		2-0-0		8		28		17		.63089 18		1		1				
TOTALS		RPI 1-25		RPI 26-50		W-L RECORDS		RPI 51-100		RPI 101-150		RPI 150+										
26-17-0		7-11-0		6-5-0		OVERALL		6-1-0		4-0-0		3-0-0										
6-6-0		1-2-0		3-3-0		HOME		2-1-0		0-0-0		0-0-0										
10-5-0		5-4-0		1-1-0		AWAY		1-0-0		2-0-0		1-0-0										
10-6-0		1-5-0		2-1-0		NEUTRAL		3-0-0		2-0-0		2-0-0										
17-8-0		1-5-0		3-2-0		NON-CONFERENCE		6-1-0		4-0-0		3-0-0										
2-1-0		0-0-0		0-0-0		HOME		2-1-0		0-0-0		0-0-0										
5-1-0		0-0-0		1-0-		AWAY		1-0-0		2-0-0		1-0-0										
10-6-0		1-5-0		2-1-0		NEUTRAL		3-0-0		2-0-0		2-0-0										
9-9-0		6-6-0		3-3-0		CONFERENCE		0-0-0		0-0-0		0-0-0										
4-5-0		1-2-0		3-3-0		HOME		0-0-0		0-0-0		0-0-0										
5-4-0		5-4-0		0-0-0		AWAY		0-0-0		0-0-0		0-0-0										
0-0-0		0-0-0		0-0-0		NEUTRAL		0-0-0		0-0-0		0-0-0										
RPI	S	Opponent		Score		RPI	S	Opponent		Score		RPI	S	Opponent		Score						
2	N	Washington		2	4	30	H	Mississippi St.		8	0	52	N	Southern Ill.		6	5	104	A	Eastern Ky.	11	5
3	N	UCLA		4	12	30	H	Mississippi St.		4	1	59	H	Western Ky.		1	4	106	N	Utah	13	2
4	N	Oklahoma		1	9	30	H	Mississippi St.		9	8	65	N	California		5	0	117	A	Murray St.	14	4
5	N	Texas		3	4	34	N	Oregon		12	3	76	N	Sam Houston St.		6	0	122	N	Hofstra	8	0
6	A	LSU		0	5	36	H	Missouri		4	8	81	A	Marshall		9	4	230	N	Saint Louis	10	0
6	A	LSU		2	5	36	H	Missouri		8	10	83	H	Miami (OH)		9	1	231	N	Bethune-Cookman	10	2
6	A	LSU		3	2	36	H	Missouri		8	11	96	H	Syracuse		13	0	248	A	Northern Ky.	13	0
13	N	James Madison		6	1	38	N	North Carolina		1	0											
14	H	Ole Miss		11	4	42	A	Houston		13	1											
14	H	Ole Miss		2	6	42	A	Houston		3	4											
14	H	Ole Miss		4	8	43	N	Illinois		5	6											
17	N	Oklahoma St.		7	8																	
21	A	South Carolina		11	2																	
21	A	South Carolina		5	0																	
21	A	South Carolina		5	1																	
25	A	Arkansas		2	3																	
25	A	Arkansas		16	2																	
25	A	Arkansas		0	1																	
LAST 10 GAMES																						
117 A Murray St.						14	4	6 A LSU						3	2							
231 N Bethune-Cookman						10	2	248 A Northern Ky.						13	0							
65 N California						5	0	14 H Ole Miss						2	6							
6 A LSU						2	5	14 H Ole Miss						4	8							
6 A LSU						0	5	14 H Ole Miss						11	4							

Non-Div. I Games:

Kentucky

Average RPI Win:		108	WON-LOST RECORD		WINNING PCT. RANK		LAST 10 GAMES		STRENGTH OF SCHEDULE		OPP. STRENGTH OF SCHEDULE		TEAM RPI		ADJ RPI		CONF. RPI		ADJ CONF. RPI				
DIV. I ONLY			31-12-0		.72093 34		7-3-0		18		24		19		.62831 21		1		1				
DIV. I NON-CONF.			24-2-0		.92308 6		2-0-0		149		91		20		.61777 23		1		1				
TOTALS		RPI 1-25		RPI 26-50		W-L RECORDS		RPI 51-100		RPI 101-150		RPI 150+											
31-12-0		8-10-0		1-1-0		OVERALL		6-1-0		4-0-0		12-0-0											
17-5-0		3-5-0		0-0-0		HOME		3-0-0		2-0-0		9-0-0											
6-5-0		5-5-0		0-0-0		AWAY		0-0-0		0-0-0		1-0-0											
8-2-0		0-0-0		1-1-0		NEUTRAL		3-1-0		2-0-0		2-0-0											
24-2-0		1-0-0		1-1-0		NON-CONFERENCE		6-1-0		4-0-0		12-0-0											
14-0-0		0-0-0		0-0-0		HOME		3-0-0		2-0-0		9-0-0											
2-0-0		1-0-0		0-0-		AWAY		0-0-0		0-0-0		1-0-0											
8-2-0		0-0-0		1-1-0		NEUTRAL		3-1-0		2-0-0		2-0-0											
7-10-0		7-10-0		0-0-0		CONFERENCE		0-0-0		0-0-0		0-0-0											
3-5-0		3-5-0		0-0-0		HOME		0-0-0		0-0-0		0-0-0											
4-5-0		4-5-0		0-0-0		AWAY		0-0-0		0-0-0		0-0-0											
0-0-0		0-0-0		0-0-0		NEUTRAL		0-0-0		0-0-0		0-0-0											
RPI	S	Opponent		Score		RPI	S	Opponent		Score		RPI	S	Opponent		Score		RPI	S	Opponent		Score	
6	A	LSU		1	9	29	N	Notre Dame		7	4	53	N	Baylor		1	4	105	H	St. John's (NY)		9	1
6	A	LSU		7	5	38	N	North Carolina		0	4	55	N	Troy		10	2	107	H	Ohio		4	2
6	A	LSU		5	8							74	H	UNC Greensboro		11	3	113	N	Middle Tenn.		6	4
11	H	Alabama		2	0							75	N	BYU		4	3	123	N	Ball St.		15	1
11	H	Alabama		5	1							80	H	Duke		5	4	151	H	Campbell		16	7
11	H	Alabama		1	9							80	N	Duke		3	2	159	H	Winthrop		3	0
14	H	Ole Miss		0	2							94	H	Coastal Caro.		7	4	159	N	Winthrop		15	1
14	H	Ole Miss		2	0													172	N	Western Mich.		7	2
16	A	Auburn		10	1													174	H	Furman		9	7
16	A	Auburn		8	4													187	A	Charlotte		9	1
16	A	Auburn		4	5													187	H	Charlotte		7	0
20	H	Kentucky		1	5													195	H	Charleston So.		9	1
20	H	Kentucky		2	11													219	H	Georgia St.		7	3
20	H	Kentucky		0	5													227	H	Youngstown St.		10	1
24	A	South Fla.		8	1													228	H	Bryant		7	0
25	A	Arkansas		2	3													228	H	Bryant		10	2
25	A	Arkansas		4	7																		
25	A	Arkansas		9	6																		
						LAST 10 GAMES																	
						227	H	Youngstown St.		10	1	174	H	Furman		9	7						
						228	H	Bryant		10	2	11	H	Alabama		2	0						
						16	A	Auburn		8	4	11	H	Alabama		5	1						
						16	A	Auburn		10	1	11	H	Alabama		1	9						
						16	A	Auburn		4	5	187	H	Charlotte		7	0						

Non-Div. I Games:

South Carolina

Drake

Average RPI Win:		128	WON-LOST		WINNING		LAST 10		STRENGTH OF		OPP. STRENGTH		TEAM		ADJ		CONF.		ADJ CONF.	
Average RPI Loss:		23	RECORD		PCT. RANK		GAMES		SCHEDULE		OF SCHEDULE		RPI		RPI		RPI		RPI	
DIV. I ONLY			29-13-0		.69048 41		10-0-0		17		53		22		.61775 22		11		11	
DIV. I NON-CONF.			14-12-0		.53846 121		0		3		15		31		.60136 30		9		9	
TOTALS		RPI 1-25		RPI 26-50		W-L RECORDS		RPI 51-100		RPI 101-150		RPI 150+								
29-13-0		1-11-0		0-0-0		OVERALL		11-1-0		6-1-0		11-0-0								
8-0-0		0-0-0		0-0-0		HOME		0-0-0		5-0-0		3-0-0								
10-6-0		1-5-0		0-0-0		AWAY		6-1-0		0-0-0		3-0-0								
11-7-0		0-6-0		0-0-0		NEUTRAL		5-0-0		1-1-0		5-0-0								
14-12-0		1-11-0		0-0-0		NON-CONFERENCE		7-0-0		1-1-0		5-0-0								
0-0-0		0-0-0		0-0-0		HOME		0-0-0		0-0-0		0-0-0								
3-5-0		1-5-0		0-0-		AWAY		2-0-0		0-0-0		0-0-0								
11-7-0		0-6-0		0-0-0		NEUTRAL		5-0-0		1-1-0		5-0-0								
15-1-0		0-0-0		0-0-0		CONFERENCE		4-1-0		5-0-0		6-0-0								
8-0-0		0-0-0		0-0-0		HOME		0-0-0		5-0-0		3-0-0								
7-1-0		0-0-0		0-0-0		AWAY		4-1-0		0-0-0		3-0-0								
0-0-0		0-0-0		0-0-0		NEUTRAL		0-0-0		0-0-0		0-0-0								
RPI	S	Opponent		Score		RPI	S	Opponent		Score		RPI	S	Opponent		Score				
4	A	Oklahoma		2	5			52	A	Southern Ill.		6	0	109	H	UNI		11	3	
7	A	Arizona		4	9			52	A	Southern Ill.		0	1	109	H	UNI		3	1	
7	A	Arizona		0	4			52	A	Southern Ill.		6	4	111	N	South Dakota St.		4	6	
9	N	Minnesota		0	2			58	N	Southeast Mo. St.		6	2	144	H	Loyola Chicago		1	0	
9	N	Minnesota		1	4			58	N	Southeast Mo. St.		6	1	144	H	Loyola Chicago		11	0	
12	N	Northwestern		1	2			58	N	Southeast Mo. St.		7	5	144	H	Loyola Chicago		9	0	
13	N	James Madison		0	8			62	N	Grand Canyon		3	1	148	N	SIUE		3	2	
16	A	Auburn		0	2			71	N	Kent St.		8	0	173	A	Valparaiso		1	0	
18	N	Texas Tech		0	1			73	A	Bradley		7	6	173	A	Valparaiso		14	3	
18	N	Texas Tech		0	4			73	A	Bradley		6	1	173	A	Valparaiso		10	0	
23	A	Tulsa		2	3			97	A	Nebraska		14	0	174	N	Furman		11	3	
25	A	Arkansas		3	1			97	A	Nebraska		7	1	178	N	Toledo		11	10	
														178	N	Toledo		7	0	
														200	H	Indiana St.		10	0	
														200	H	Indiana St.		8	0	
														200	H	Indiana St.		2	0	
														230	N	Saint Louis		7	1	
														245	N	IUPUI		5	0	
LAST 10 GAMES																				
						200	H	Indiana St.		8	0	73	A	Bradley		7	6			
						200	H	Indiana St.		2	0	52	A	Southern Ill.		6	4			
						144	H	Loyola Chicago		1	0	97	A	Nebraska		14	0			
						173	A	Valparaiso		1	0	144	H	Loyola Chicago		11	0			
						109	H	UNI		11	3	144	H	Loyola Chicago		9	0			

Average RPI Win:		95	WON-LOST RECORD		WINNING PCT. RANK		LAST 10 GAMES		STRENGTH OF SCHEDULE		OPP. STRENGTH OF SCHEDULE		TEAM RPI		ADJ RPI		CONF. RPI		ADJ CONF. RPI				
DIV. I ONLY			28-14-0		.66667 49		6-4-0		26		26		26		.61728 23		6		6				
DIV. I NON-CONF.			19-11-0		.63333 78		0-2-0		23		14		30		.60924 25		6		6				
TOTALS		RPI 1-25		RPI 26-50		W-L RECORDS		RPI 51-100		RPI 101-150		RPI 150+											
28-14-0		6-7-0		3-2-0		OVERALL		7-1-0		8-3-0		4-1-0											
8-4-0		2-0-0		2-2-0		HOME		1-0-0		3-2-0		0-0-0											
8-8-0		3-6-0		0-0-0		AWAY		0-1-0		5-1-0		0-0-0											
12-2-0		1-1-0		1-0-0		NEUTRAL		6-0-0		0-0-0		4-1-0											
19-11-0		4-6-0		1-1-0		NON-CONFERENCE		7-1-0		3-2-0		4-1-0											
3-3-0		2-0-0		0-1-0		HOME		1-0-0		0-2-0		0-0-0											
4-6-0		1-5-0		0-0-		AWAY		0-1-0		3-0-0		0-0-0											
12-2-0		1-1-0		1-0-0		NEUTRAL		6-0-0		0-0-0		4-1-0											
9-3-0		2-1-0		2-1-0		CONFERENCE		0-0-0		5-1-0		0-0-0											
5-1-0		0-0-0		2-1-0		HOME		0-0-0		3-0-0		0-0-0											
4-2-0		2-1-0		0-0-0		AWAY		0-0-0		2-1-0		0-0-0											
0-0-0		0-0-0		0-0-0		NEUTRAL		0-0-0		0-0-0		0-0-0											
RPI	S	Opponent		Score		RPI	S	Opponent		Score		RPI	S	Opponent		Score							
4	A	Oklahoma		1	10	42	H	Houston		10	6	54	A	Missouri St.		2	3	109	H	UNI		4	10
5	A	Texas		1	9	42	H	Houston		3	1	62	N	Grand Canyon		8	0	116	H	Memphis		12	5
5	A	Texas		0	2	42	H	Houston		3	4	76	N	Sam Houston St.		3	2	116	H	Memphis		10	4
6	A	LSU		1	19	43	H	Illinois		4	6	76	N	Sam Houston St.		8	1	116	H	Memphis		5	1
6	A	LSU		0	11	49	N	Lipscomb		4	3	90	N	Iowa		3	0	119	A	East Carolina		5	1
12	N	Northwestern		1	9							96	H	Syracuse		11	3	119	A	East Carolina		8	1
14	N	Ole Miss		4	1							97	N	Nebraska		6	0	119	A	East Carolina		0	1
17	H	Oklahoma St.		3	0							97	N	Nebraska		6	5	121	A	South Alabama		8	3
22	H	Drake		3	2													147	A	Kansas		4	0
24	A	South Fla.		0	4													147	A	Kansas		11	5
24	A	South Fla.		10	4													147	H	Kansas		4	7
24	A	South Fla.		3	1													160	N	Bucknell		1	0
25	A	Arkansas		2	1													160	N	Bucknell		2	4
																		175	N	Mercer		3	2
																		232	N	North Dakota		2	0
																		232	N	North Dakota		13	4
						LAST 10 GAMES																	
						119	A	East Carolina		5	1	54	A	Missouri St.		2	3						
						119	A	East Carolina		8	1	42	H	Houston		3	4						
						42	H	Houston		3	1	147	H	Kansas		4	7						
						42	H	Houston		10	6	116	H	Memphis		12	5						
						119	A	East Carolina		0	1	116	H	Memphis		10	4						

Average RPI Win:		111	WON-LOST RECORD		WINNING PCT. RANK	LAST 10 GAMES		STRENGTH OF SCHEDULE		OPP. STRENGTH OF SCHEDULE	TEAM RPI	ADJ RPI	CONF. RPI	ADJ CONF. RPI			
DIV. I ONLY			32-15-0		.68085	45	9-1-0	28		31	25	.61299	24	6	6		
DIV. I NON-CONF.			22-13-0		.62857	81	0-1-0	37		27	35	.58981	33	6	6		
TOTALS		RPI 1-25		RPI 26-50		W-L RECORDS		RPI 51-100		RPI 101-150		RPI 150+					
32-15-0		2-10-0		8-1-0		OVERALL		4-3-0		8-1-0		10-0-0					
21-10-0		1-8-0		2-0-0		HOME		3-2-0		6-0-0		9-0-0					
7-1-0		1-1-0		6-0-0		AWAY		0-0-0		0-0-0		0-0-0					
4-4-0		0-1-0		0-1-0		NEUTRAL		1-1-0		2-1-0		1-0-0					
22-13-0		1-8-0		2-1-0		NON-CONFERENCE		4-3-0		5-1-0		10-0-0					
17-8-0		0-6-0		2-0-0		HOME		3-2-0		3-0-0		9-0-0					
1-1-0		1-1-0		0-0-		AWAY		0-0-0		0-0-0		0-0-0					
4-4-0		0-1-0		0-1-0		NEUTRAL		1-1-0		2-1-0		1-0-0					
10-2-0		1-2-0		6-0-0		CONFERENCE		0-0-0		3-0-0		0-0-0					
4-2-0		1-2-0		0-0-0		HOME		0-0-0		3-0-0		0-0-0					
6-0-0		0-0-0		6-0-0		AWAY		0-0-0		0-0-0		0-0-0					
0-0-0		0-0-0		0-0-0		NEUTRAL		0-0-0		0-0-0		0-0-0					
RPI	S	Opponent		Score		RPI	S	Opponent		Score		RPI	S	Opponent		Score	
7	A	Arizona		4	1	27	H	Virginia Tech		7	2	61	N	Cal St. Fullerton		4	5
7	H	Arizona		1	4	39	H	Wisconsin		7	1	67	H	FGCU		1	0
8	A	Florida		0	1	40	N	Indiana		2	3	70	H	Texas St.		3	4
8	H	Florida		1	7	42	A	Houston		4	2	70	H	Texas St.		3	0
9	H	Minnesota		0	3	42	A	Houston		3	0	72	H	NC State		1	2
9	H	Minnesota		0	3	42	A	Houston		3	0	87	H	Purdue		4	3
11	N	Alabama		0	2	47	A	UCF		2	0	90	N	Iowa		1	0
15	H	Michigan		1	10	47	A	UCF		3	1						
21	H	South Carolina		1	8	47	A	UCF		3	0						
23	H	Tulsa		4	10												
23	H	Tulsa		1	3												
23	H	Tulsa		4	0												
						LAST 10 GAMES											
						181	H	Colgate		1	0	119	H	East Carolina		3	2
						47	A	UCF		3	0	119	H	East Carolina		4	3
						47	A	UCF		3	1	119	H	East Carolina		2	0
						47	A	UCF		2	0	42	A	Houston		3	0
						8	A	Florida		0	1	42	A	Houston		3	0

Non-Div. I Games:

South Fla.

Average RPI Win: 116		WON-LOST RECORD		WINNING PCT. RANK		LAST 10 GAMES		STRENGTH OF SCHEDULE		OPP. STRENGTH OF SCHEDULE		TEAM RPI		ADJ RPI		CONF. RPI		ADJ CONF. RPI	
DIV. I ONLY		31-14-0		.68889 42		7-3-0		31		20		23		.61268 25		1		1	
DIV. I NON-CONF.		25-5-0		.83333 16		6-0-0		124		69		28		.60204 29		1		1	
TOTALS		RPI 1-25		RPI 26-50		W-L RECORDS		RPI 51-100		RPI 101-150		RPI 150+							
31-14-0		6-12-0		2-0-0		OVERALL		6-2-0		8-0-0		9-0-0							
19-5-0		4-4-0		0-0-0		HOME		3-1-0		6-0-0		6-0-0							
5-8-0		2-7-0		0-0-0		AWAY		3-1-0		0-0-0		0-0-0							
7-1-0		0-1-0		2-0-0		NEUTRAL		0-0-0		2-0-0		3-0-0							
25-5-0		0-3-0		2-0-0		NON-CONFERENCE		6-2-0		8-0-0		9-0-0							
15-3-0		0-2-0		0-0-0		HOME		3-1-0		6-0-0		6-0-0							
3-1-0		0-0-0		0-0-		AWAY		3-1-0		0-0-0		0-0-0							
7-1-0		0-1-0		2-0-0		NEUTRAL		0-0-0		2-0-0		3-0-0							
6-9-0		6-9-0		0-0-0		CONFERENCE		0-0-0		0-0-0		0-0-0							
4-2-0		4-2-0		0-0-0		HOME		0-0-0		0-0-0		0-0-0							
2-7-0		2-7-0		0-0-0		AWAY		0-0-0		0-0-0		0-0-0							
0-0-0		0-0-0		0-0-0		NEUTRAL		0-0-0		0-0-0		0-0-0							
RPI	S	Opponent	Score		RPI	S	Opponent	Score		RPI	S	Opponent	Score		RPI	S	Opponent	Score	
2	N	Washington	2	3	45	N	North Dakota St.	7	6	54	A	Missouri St.	2	1	128	N	Sacramento St.	8	2
8	A	Florida	0	3	49	N	Lipscomb	5	0	58	H	Southeast Mo. St.	7	1	131	N	Samford	6	1
8	A	Florida	1	3						58	H	Southeast Mo. St.	1	6	132	H	Boston U.	12	7
8	A	Florida	0	8						78	H	Wichita St.	9	1	132	H	Boston U.	4	2
10	A	Tennessee	4	6						78	H	Wichita St.	4	3	139	H	Nevada	9	6
10	A	Tennessee	1	0						85	A	McNeese	6	0	145	H	Northwestern St.	8	2
10	A	Tennessee	2	5						89	A	UT Arlington	4	7	148	H	SIUE	15	3
14	A	Ole Miss	2	6						89	A	UT Arlington	4	1	148	H	SIUE	2	1
14	A	Ole Miss	10	4											151	N	Campbell	8	0
14	A	Ole Miss	0	12											151	N	Campbell	7	3
20	H	Kentucky	3	2											174	H	Furman	11	0
20	H	Kentucky	2	16											174	H	Furman	9	1
20	H	Kentucky	1	0											174	H	Furman	6	5
21	H	South Carolina	7	4											241	N	Northern Colo.	11	0
21	H	South Carolina	3	2											245	H	IUPUI	10	2
21	H	South Carolina	6	9											263	H	Omaha	2	0
22	H	Drake	1	3											263	H	Omaha	9	0
23	H	Tulsa	1	2															
LAST 10 GAMES																			
174	H	Furman	6	5	174	H	Furman	9	1										
78	H	Wichita St.	4	3	174	H	Furman	11	0										
78	H	Wichita St.	9	1	8	A	Florida	1	3										
145	H	Northwestern St.	8	2	8	A	Florida	0	8										
89	A	UT Arlington	4	7	8	A	Florida	0	3										

Non-Div. I Games:

Arkansas

Average RPI Win:		114	WON-LOST RECORD		WINNING PCT. RANK		LAST 10 GAMES		STRENGTH OF SCHEDULE		OPP. STRENGTH OF SCHEDULE		TEAM RPI		ADJ RPI		CONF. RPI		ADJ CONF. RPI				
DIV. I ONLY			30-7-0		.81081 12		7-3-0		114		34		27		.61184 26		2		2				
DIV. I NON-CONF.			23-5-0		.82143 20		2-1-0		77		67		22		.61885 21		2		2				
TOTALS		RPI 1-25		RPI 26-50		W-L RECORDS		RPI 51-100		RPI 101-150		RPI 150+											
30-7-0		3-0-0		4-4-0		OVERALL		5-0-0		9-3-0		9-0-0											
17-6-0		1-0-0		3-4-0		HOME		1-0-0		5-2-0		7-0-0											
5-0-0		1-0-0		1-0-0		AWAY		2-0-0		0-0-0		1-0-0											
8-1-0		1-0-0		0-0-0		NEUTRAL		2-0-0		4-1-0		1-0-0											
23-5-0		3-0-0		1-3-0		NON-CONFERENCE		3-0-0		7-2-0		9-0-0											
13-4-0		1-0-0		1-3-0		HOME		1-0-0		3-1-0		7-0-0											
2-0-0		1-0-0		0-0-		AWAY		0-0-0		0-0-0		1-0-0											
8-1-0		1-0-0		0-0-0		NEUTRAL		2-0-0		4-1-0		1-0-0											
7-2-0		0-0-0		3-1-0		CONFERENCE		2-0-0		2-1-0		0-0-0											
4-2-0		0-0-0		2-1-0		HOME		0-0-0		2-1-0		0-0-0											
3-0-0		0-0-0		1-0-0		AWAY		2-0-0		0-0-0		0-0-0											
0-0-0		0-0-0		0-0-0		NEUTRAL		0-0-0		0-0-0		0-0-0											
RPI	S	Opponent		Score		RPI	S	Opponent		Score		RPI	S	Opponent		Score		RPI	S	Opponent		Score	
6	A	LSU		7	5	31	H	Colorado St.		0	5	51	H	Iowa St.		2	1	106	H	Utah		6	3
12	H	Northwestern		1	0	34	H	Oregon		8	6	65	A	California		11	10	106	H	Utah		1	2
15	N	Michigan		7	1	34	H	Oregon		7	6	65	A	California		9	3	106	H	Utah		6	2
						34	H	Oregon		2	7	66	N	Seattle U		6	4	112	H	UMass Lowell		7	6
						37	H	UNLV		0	1	73	N	Bradley		12	5	112	H	UMass Lowell		4	3
						37	H	UNLV		1	4							116	N	Memphis		5	1
						45	H	North Dakota St.		3	2							124	N	CSUN		3	2
						46	A	Oregon St.		3	2							124	N	CSUN		2	0
																		128	H	Sacramento St.		2	5
																		128	H	Sacramento St.		8	7
																		137	N	Weber St.		1	2
																		147	N	Kansas		12	3
																		160	H	Bucknell		2	1
																		168	H	Cal Poly		13	5
																		172	N	Western Mich.		5	1
																		199	H	Pacific		6	1
																		201	H	Montana		7	3
																		201	H	Montana		8	0
																		242	H	Saint Mary's (CA)		8	0
																		242	H	Saint Mary's (CA)		8	0
																		261	A	Santa Clara		13	0
						LAST 10 GAMES																	
						128	H	Sacramento St.		2	5	261	A	Santa Clara		13	0						
						242	H	Saint Mary's (CA)		8	0	46	A	Oregon St.		3	2						
						106	H	Utah		6	2	34	H	Oregon		7	6						
						106	H	Utah		6	3	34	H	Oregon		2	7						
						106	H	Utah		1	2	34	H	Oregon		8	6						

Non-Div. I Games:

Stanford

Average RPI Win:	126	WON-LOST RECORD	WINNING PCT. RANK	LAST 10 GAMES	STRENGTH OF SCHEDULE	OPP. STRENGTH OF SCHEDULE	TEAM RPI	ADJ RPI	CONF. RPI	ADJ CONF. RPI		
DIV. I ONLY		37-6-0	.86047	6	9-1-0	135	44	24	.61116	27	5	5
DIV. I NON-CONF.		21-4-0	.84	15	1-1-0	117	61	26	.60712	26	4	4
<hr/>												
TOTALS	RPI 1-25	RPI 26-50		W-L RECORDS		RPI 51-100		RPI 101-150		RPI 150+		
37-6-0	1-2-0	4-2-0		OVERALL		12-2-0		5-0-0		15-0-0		
12-3-0	1-1-0	3-1-0		HOME		2-1-0		3-0-0		3-0-0		
14-2-0	0-1-0	1-1-0		AWAY		6-0-0		0-0-0		7-0-0		
11-1-0	0-0-0	0-0-0		NEUTRAL		4-1-0		2-0-0		5-0-0		
<hr/>												
21-4-0	1-2-0	2-1-0		NON-CONFERENCE		4-1-0		2-0-0		12-0-0		
5-1-0	1-1-0	1-0-0		HOME		0-0-0		0-0-0		3-0-0		
5-2-0	0-1-0	1-0-		AWAY		0-0-0		0-0-0		4-0-0		
11-1-0	0-0-0	0-0-0		NEUTRAL		4-1-0		2-0-0		5-0-0		
<hr/>												
16-2-0	0-0-0	2-1-0		CONFERENCE		8-1-0		3-0-0		3-0-0		
7-2-0	0-0-0	2-1-0		HOME		2-1-0		3-0-0		0-0-0		
9-0-0	0-0-0	0-0-0		AWAY		6-0-0		0-0-0		3-0-0		
0-0-0	0-0-0	0-0-0		NEUTRAL		0-0-0		0-0-0		0-0-0		
<hr/>												
RPI	S	Opponent	Score	RPI	S	Opponent	Score	RPI	S	Opponent	Score	
13	H	James Madison	1 3	33	H	Louisville	13 5	70	N	Texas St.	5 17	
13	H	James Madison	12 0	33	H	Louisville	5 7	70	N	Texas St.	10 0	
24	A	South Fla.	2 7	33	H	Louisville	10 1	72	A	NC State	1 0	
				35	A	Georgia	7 6	72	A	NC State	4 2	
				35	A	Georgia	0 8	72	A	NC State	12 1	
				49	H	Lipscomb	9 7	78	N	Wichita St.	11 3	
								79	H	Georgia Tech	7 10	
								79	H	Georgia Tech	5 1	
								79	H	Georgia Tech	5 4	
								80	A	Duke	6 0	
								80	A	Duke	3 0	
								80	A	Duke	2 1	
								87	N	Purdue	5 0	
								87	N	Purdue	7 5	

Non-Div. I Games:

Virginia Tech

Average RPI Win:		128	WON-LOST RECORD		WINNING PCT. RANK		LAST 10 GAMES		STRENGTH OF SCHEDULE		OPP. STRENGTH OF SCHEDULE		TEAM RPI		ADJ RPI		CONF. RPI		ADJ CONF. RPI	
DIV. I ONLY			26-8-0		.76471 23		6-4-0		69		70		30		.60654 28		7		7	
DIV. I NON-CONF.			20-2-0		.90909 7		1-0-0		66		112		13		.6364 15		7		7	
TOTALS		RPI 1-25		RPI 26-50		W-L RECORDS		RPI 51-100		RPI 101-150		RPI 150+								
26-8-0		1-1-0		1-5-0		OVERALL		9-1-0		6-1-0		9-0-0								
5-1-0		0-0-0		0-0-0		HOME		2-1-0		0-0-0		3-0-0								
5-6-0		0-1-0		1-5-0		AWAY		3-0-0		0-0-0		1-0-0								
16-1-0		1-0-0		0-0-0		NEUTRAL		4-0-0		6-1-0		5-0-0								
20-2-0		1-1-0		0-0-0		NON-CONFERENCE		7-0-0		6-1-0		6-0-0								
0-0-0		0-0-0		0-0-0		HOME		0-0-0		0-0-0		0-0-0								
4-1-0		0-1-0		0-0-		AWAY		3-0-0		0-0-0		1-0-0								
16-1-0		1-0-0		0-0-0		NEUTRAL		4-0-0		6-1-0		5-0-0								
6-6-0		0-0-0		1-5-0		CONFERENCE		2-1-0		0-0-0		3-0-0								
5-1-0		0-0-0		0-0-0		HOME		2-1-0		0-0-0		3-0-0								
1-5-0		0-0-0		1-5-0		AWAY		0-0-0		0-0-0		0-0-0								
0-0-0		0-0-0		0-0-0		NEUTRAL		0-0-0		0-0-0		0-0-0								
RPI	S	Opponent		Score		RPI	S	Opponent		Score		RPI	S	Opponent		Score				
5	A	Texas		0 8		37	A	UNLV		1 8		62	A	Grand Canyon		8 0				
14	N	Ole Miss		6 4		37	A	UNLV		11 2		67	N	FGCU		6 3				
						37	A	UNLV		0 1		68	A	Loyola Marymount		14 6				
						50	A	San Jose St.		4 5		68	N	Loyola Marymount		9 8				
						50	A	San Jose St.		5 6		69	A	Long Beach St.		4 3				
						50	A	San Jose St.		3 5		69	N	Long Beach St.		3 0				
												86	N	UC Davis		9 4				
												100	H	San Diego St.		16 1				
												100	H	San Diego St.		7 0				
												100	H	San Diego St.		2 5				
														156 H Utah St.		10 6				
														156 H Utah St.		12 8				
														156 H Utah St.		10 2				
														157 N Michigan St.		9 1				
														165 N Harvard		6 0				
														199 A Pacific		9 4				
														258 N Yale		5 3				
														258 N Yale		2 1				
														270 N Fairleigh Dickinson		9 2				
LAST 10 GAMES						LAST 10 GAMES						LAST 10 GAMES								
						86	N	UC Davis		9 4		156	H	Utah St.		10 6				
						258	N	Yale		2 1		50	A	San Jose St.		3 5				
						157	N	Michigan St.		9 1		50	A	San Jose St.		5 6				
						156	H	Utah St.		12 8		50	A	San Jose St.		4 5				
						156	H	Utah St.		10 2		100	H	San Diego St.		2 5				

Non-Div. I Games:

Boise St.

Average RPI Win:		106	WON-LOST RECORD		WINNING PCT. RANK	LAST 10 GAMES	STRENGTH OF SCHEDULE		OPP. STRENGTH OF SCHEDULE	TEAM RPI	ADJ RPI	CONF. RPI	ADJ CONF. RPI
Average RPI Loss:		42	26-14-0		.65 59	7-3-0	40		18	33	.60214 29	5	5
DIV. I ONLY			17-7-0		.70833 51	1-1-0	40		18	24	.61182 24	4	4
DIV. I NON-CONF.													
TOTALS		RPI 1-25	RPI 26-50		W-L RECORDS		RPI 51-100		RPI 101-150		RPI 150+		
26-14-0		3-7-0	5-1-0		OVERALL		6-6-0		6-0-0		6-0-0		
9-2-0		0-0-0	2-1-0		HOME		2-1-0		3-0-0		2-0-0		
4-5-0		1-3-0	0-0-0		AWAY		3-2-0		0-0-0		0-0-0		
13-7-0		2-4-0	3-0-0		NEUTRAL		1-3-0		3-0-0		4-0-0		
17-7-0		2-5-0	3-0-0		NON-CONFERENCE		3-2-0		3-0-0		6-0-0		
2-0-0		0-0-0	0-0-0		HOME		0-0-0		0-0-0		2-0-0		
2-1-0		0-1-0	0-0-		AWAY		2-0-0		0-0-0		0-0-0		
13-6-0		2-4-0	3-0-0		NEUTRAL		1-2-0		3-0-0		4-0-0		
9-7-0		1-2-0	2-1-0		CONFERENCE		3-4-0		3-0-0		0-0-0		
7-2-0		0-0-0	2-1-0		HOME		2-1-0		3-0-0		0-0-0		
2-4-0		1-2-0	0-0-0		AWAY		1-2-0		0-0-0		0-0-0		
0-1-0		0-0-0	0-0-0		NEUTRAL		0-1-0		0-0-0		0-0-0		
RPI S	Opponent	Score	RPI S	Opponent	Score	RPI S	Opponent	Score	RPI S	Opponent	Score		
1 A	Florida St.	0 5	33 H	Louisville	9 1	53 N	Baylor	14 1	119 N	East Carolina	5 0		
1 A	Florida St.	7 4	33 H	Louisville	3 5	65 N	California	6 7	127 N	Illinois St.	5 1		
1 A	Florida St.	1 11	33 H	Louisville	9 1	72 H	NC State	12 3	129 H	Boston College	9 3		
2 N	Washington	3 2	44 N	Ohio St.	3 2	72 H	NC State	11 2	129 H	Boston College	11 0		
4 N	Oklahoma	2 6	45 N	North Dakota St.	3 2	72 H	NC State	4 9	129 H	Boston College	7 2		
9 N	Minnesota	0 10	48 N	Liberty	4 1	80 N	Duke	3 7	142 N	UAB	6 0		
10 N	Tennessee	0 8				90 N	Iowa	1 2	170 N	Florida A&M	4 1		
12 A	Northwestern	1 3				96 A	Syracuse	6 8	172 H	Western Mich.	11 4		
17 N	Oklahoma St.	6 0				96 A	Syracuse	1 9	185 N	Fordham	6 3		
21 N	South Carolina	4 7				96 A	Syracuse	8 6	209 N	Utah Valley	16 0		
						98 A	Fla. Atlantic	6 1	245 H	IUPUI	8 0		
						99 A	FIU	8 0	279 N	Morgan St.	4 1		
LAST 10 GAMES													
			72 H	NC State	12 3	33 H	Louisville	9 1					
			72 H	NC State	4 9	72 H	NC State	11 2					
			96 A	Syracuse	6 8	12 A	Northwestern	1 3					
			96 A	Syracuse	8 6	129 H	Boston College	7 2					
			33 H	Louisville	9 1	129 H	Boston College	9 3					

Non-Div. I Games:

Notre Dame

Average RPI Win: 130		WON-LOST	WINNING	LAST 10	STRENGTH OF		OPP. STRENGTH	TEAM	ADJ	CONF.	ADJ CONF.
Average RPI Loss: 29		RECORD	PCT. RANK	GAMES	SCHEDULE		OF SCHEDULE	RPI	RPI	RPI	RPI
DIV. I ONLY		25-17-0	.59524	87	4-6-0		7	56	28	.60117	30
DIV. I NON-CONF.		22-5-0	.81481	22	2-0-0		58	192	25	.60391	28
TOTALS		RPI 1-25	RPI 26-50		W-L RECORDS		RPI 51-100		RPI 101-150		RPI 150+
25-17-0		3-13-0	1-0-0		OVERALL		6-3-0		6-1-0		9-0-0
17-6-0		2-4-0	0-0-0		HOME		5-2-0		2-0-0		8-0-0
4-8-0		1-8-0	0-0-0		AWAY		1-0-0		1-0-0		1-0-0
4-3-0		0-1-0	1-0-0		NEUTRAL		0-1-0		3-1-0		0-0-0
22-5-0		0-1-0	1-0-0		NON-CONFERENCE		6-3-0		6-1-0		9-0-0
15-2-0		0-0-0	0-0-0		HOME		5-2-0		2-0-0		8-0-0
3-0-0		0-0-0	0-0-		AWAY		1-0-0		1-0-0		1-0-0
4-3-0		0-1-0	1-0-0		NEUTRAL		0-1-0		3-1-0		0-0-0
3-12-0		3-12-0	0-0-0		CONFERENCE		0-0-0		0-0-0		0-0-0
2-4-0		2-4-0	0-0-0		HOME		0-0-0		0-0-0		0-0-0
1-8-0		1-8-0	0-0-0		AWAY		0-0-0		0-0-0		0-0-0
0-0-0		0-0-0	0-0-0		NEUTRAL		0-0-0		0-0-0		0-0-0
RPI S	Opponent	Score		RPI S	Opponent	Score		RPI S	Opponent	Score	
2 N	Washington	5	7	47 N	UCF	11	3	52 N	Southern Ill.	1	4
6 H	LSU	3	5					63 H	Louisiana Tech	7	4
6 H	LSU	9	10					63 H	Louisiana Tech	5	4
6 H	LSU	6	0					79 H	Georgia Tech	4	2
10 A	Tennessee	2	10					79 H	Georgia Tech	9	0
10 A	Tennessee	0	4					79 H	Georgia Tech	4	6
10 A	Tennessee	2	9					80 A	Duke	3	2
11 A	Alabama	2	3					95 H	SFA	3	0
11 A	Alabama	12	9					95 H	SFA	0	1
11 A	Alabama	2	8								
16 H	Auburn	4	7								
16 H	Auburn	7	6								
16 H	Auburn	0	9								
20 A	Kentucky	1	4								
20 A	Kentucky	0	8								
20 A	Kentucky	8	9								
LAST 10 GAMES											
79 H	Georgia Tech	4	6	10 A	Tennessee	2	9				
79 H	Georgia Tech	9	0	10 A	Tennessee	2	10				
95 H	SFA	0	1	10 A	Tennessee	0	4				
173 H	Valparaiso	10	0	116 H	Memphis	15	3				
173 H	Valparaiso	8	3	6 H	LSU	3	5				

Non-Div. I Games:

Mississippi St.

Average RPI Win:		138	WON-LOST RECORD		WINNING PCT. RANK	LAST 10 GAMES	STRENGTH OF SCHEDULE		OPP. STRENGTH OF SCHEDULE	TEAM RPI	ADJ RPI	CONF. RPI	ADJ CONF. RPI
Average RPI Loss:		63											
DIV. I ONLY		31-6-0			.83784 8	8-2-0	130		65	29	.60103 31	7	7
DIV. I NON-CONF.		18-4-0			.81818 21	1-0-0	208		94	44	.5722 46	7	7
TOTALS		RPI 1-25	RPI 26-50		W-L RECORDS		RPI 51-100		RPI 101-150		RPI 150+		
31-6-0		1-1-0	5-2-0		OVERALL		6-2-0		3-0-0		16-1-0		
16-2-0		0-0-0	2-1-0		HOME		6-1-0		1-0-0		7-0-0		
7-1-0		0-0-0	3-1-0		AWAY		0-0-0		0-0-0		4-0-0		
8-3-0		1-1-0	0-0-0		NEUTRAL		0-1-0		2-0-0		5-1-0		
18-4-0		1-1-0	1-0-0		NON-CONFERENCE		3-2-0		3-0-0		10-1-0		
8-1-0		0-0-0	0-0-0		HOME		3-1-0		1-0-0		4-0-0		
2-0-0		0-0-0	1-0-		AWAY		0-0-0		0-0-0		1-0-0		
8-3-0		1-1-0	0-0-0		NEUTRAL		0-1-0		2-0-0		5-1-0		
13-2-0		0-0-0	4-2-0		CONFERENCE		3-0-0		0-0-0		6-0-0		
8-1-0		0-0-0	2-1-0		HOME		3-0-0		0-0-0		3-0-0		
5-1-0		0-0-0	2-1-0		AWAY		0-0-0		0-0-0		3-0-0		
0-0-0		0-0-0	0-0-0		NEUTRAL		0-0-0		0-0-0		0-0-0		
RPI S	Opponent	Score	RPI S	Opponent	Score	RPI S	Opponent	Score	RPI S	Opponent	Score		
3 N	UCLA	0 3	26 A	Stanford	5 0	51 N	Iowa St.	5 6	106 N	Utah	6 1		
17 N	Oklahoma St.	2 1	37 H	UNLV	7 5	56 H	Fresno St.	8 4	134 H	Stony Brook	9 1		
			37 H	UNLV	5 6	56 H	Fresno St.	12 4	136 N	UTSA	4 0		
			37 H	UNLV	4 2	56 H	Fresno St.	11 5	156 H	Utah St.	6 3		
			50 A	San Jose St.	2 1	70 H	Texas St.	3 7	156 H	Utah St.	8 4		
			50 A	San Jose St.	5 2	96 H	Syracuse	8 0	156 H	Utah St.	11 10		
			50 A	San Jose St.	2 3	96 H	Syracuse	8 6	168 N	Cal Poly	1 2		
						97 H	Nebraska	12 9	171 A	New Mexico	16 3		
									171 A	New Mexico	9 1		
									171 A	New Mexico	9 7		
									199 N	Pacific	10 0		
									203 H	Dayton	10 0		
									203 H	Dayton	14 3		
									205 H	Idaho St.	16 0		
									215 N	Portland St.	7 0		
									231 N	Bethune-Cookman	7 0		
									235 N	Abilene Christian	5 1		
									235 N	Abilene Christian	3 2		
									241 A	Northern Colo.	4 3		
									267 H	Wagner	8 0		
			LAST 10 GAMES										
			203 H	Dayton	10 0	37 H	UNLV	4 2					
			106 N	Utah	6 1	37 H	UNLV	7 5					
			70 H	Texas St.	3 7	37 H	UNLV	5 6					
			136 N	UTSA	4 0	50 A	San Jose St.	2 3					
			235 N	Abilene Christian	3 2	50 A	San Jose St.	2 1					

Non-Div. I Games:

Colorado St.

Average RPI Win: 128		WON-LOST	WINNING	LAST 10	STRENGTH OF		OPP. STRENGTH	TEAM	ADJ	CONF.	ADJ CONF.
Average RPI Loss: 13		RECORD	PCT. RANK	GAMES	SCHEDULE		OF SCHEDULE	RPI	RPI	RPI	RPI
DIV. I ONLY		25-17-0	.59524	87	15		17	31	.59996	32	2
DIV. I NON-CONF.		20-7-0	.74074	36	60		31	29	.60027	32	2
TOTALS		RPI 1-25	RPI 26-50		W-L RECORDS		RPI 51-100		RPI 101-150		RPI 150+
25-17-0		2-14-0	3-3-0		OVERALL		1-0-0		9-0-0		10-0-0
21-10-0		2-7-0	2-3-0		HOME		0-0-0		9-0-0		8-0-0
0-6-0		0-6-0	0-0-0		AWAY		0-0-0		0-0-0		0-0-0
4-1-0		0-1-0	1-0-0		NEUTRAL		1-0-0		0-0-0		2-0-0
20-7-0		2-5-0	1-2-0		NON-CONFERENCE		1-0-0		6-0-0		10-0-0
16-6-0		2-4-0	0-2-0		HOME		0-0-0		6-0-0		8-0-0
0-0-0		0-0-0	0-0-		AWAY		0-0-0		0-0-0		0-0-0
4-1-0		0-1-0	1-0-0		NEUTRAL		1-0-0		0-0-0		2-0-0
5-10-0		0-9-0	2-1-0		CONFERENCE		0-0-0		3-0-0		0-0-0
5-4-0		0-3-0	2-1-0		HOME		0-0-0		3-0-0		0-0-0
0-6-0		0-6-0	0-0-0		AWAY		0-0-0		0-0-0		0-0-0
0-0-0		0-0-0	0-0-0		NEUTRAL		0-0-0		0-0-0		0-0-0
RPI	S	Opponent	Score	RPI	S	Opponent	Score	RPI	S	Opponent	Score
2	A	Washington	4 8	36	H	Missouri	0 8	97	N	Nebraska	6 5
2	A	Washington	2 9	39	H	Wisconsin	1 5	103	H	New Mexico St.	17 1
2	A	Washington	0 6	41	N	Texas A&M	5 4	106	H	Utah	14 4
3	H	UCLA	5 16	46	H	Oregon St.	12 4	106	H	Utah	18 17
3	H	UCLA	0 9	46	H	Oregon St.	1 5	106	H	Utah	13 0
3	H	UCLA	0 10	46	H	Oregon St.	18 2	124	H	CSUN	8 2
5	H	Texas	4 11					127	H	Illinois St.	9 6
5	H	Texas	9 6					137	H	Weber St.	21 1
7	A	Arizona	0 2					147	H	Kansas	14 6
7	A	Arizona	0 8					150	H	South Dakota	12 0
7	A	Arizona	0 8					156	H	Utah St.	10 2
8	H	Florida	2 7					167	H	Central Mich.	8 2
13	H	James Madison	6 4					168	N	Cal Poly	11 1
15	H	Michigan	6 7					172	H	Western Mich.	8 4
17	H	Oklahoma St.	0 2					183	H	Lehigh	4 1
18	N	Texas Tech	0 8					183	H	Lehigh	14 0
								191	H	San Diego	12 3
								197	H	Princeton	20 5
								197	H	Princeton	14 5
								231	N	Bethune-Cookman	4 1
				LAST 10 GAMES							
				46	H	Oregon St.	18 2	3	H	UCLA	0 9
				2	A	Washington	0 6	3	H	UCLA	0 10
				2	A	Washington	2 9	7	A	Arizona	0 2
				2	A	Washington	4 8	7	A	Arizona	0 8
				3	H	UCLA	5 16	7	A	Arizona	0 8

Non-Div. I Games:

Arizona St.

Average RPI Win:	122	WON-LOST RECORD	WINNING PCT. RANK	LAST 10 GAMES	STRENGTH OF SCHEDULE	OPP. STRENGTH OF SCHEDULE	TEAM RPI	ADJ RPI	CONF. RPI	ADJ CONF. RPI	
Average RPI Loss:	45										
DIV. I ONLY	27-15-0	.64286	63	5-5-0	37	35	35	.5976	33	5	5
DIV. I NON-CONF.	19-8-0	.7037	52	1-1-0	79	45	38	.58875	36	4	4
<hr/>											
TOTALS	RPI 1-25	RPI 26-50		W-L RECORDS	RPI 51-100		RPI 101-150		RPI 150+		
27-15-0	3-7-0	4-5-0		OVERALL	6-1-0		3-1-0		11-1-0		
11-3-0	2-1-0	2-1-0		HOME	2-1-0		0-0-0		5-0-0		
6-7-0	0-2-0	2-4-0		AWAY	2-0-0		2-1-0		0-0-0		
10-5-0	1-4-0	0-0-0		NEUTRAL	2-0-0		1-0-0		6-1-0		
19-8-0	1-6-0	2-1-0		NON-CONFERENCE	4-0-0		1-0-0		11-1-0		
7-1-0	0-0-0	2-1-0		HOME	0-0-0		0-0-0		5-0-0		
2-2-0	0-2-0	0-0-		AWAY	2-0-0		0-0-0		0-0-0		
10-5-0	1-4-0	0-0-0		NEUTRAL	2-0-0		1-0-0		6-1-0		
8-7-0	2-1-0	2-4-0		CONFERENCE	2-1-0		2-1-0		0-0-0		
4-2-0	2-1-0	0-0-0		HOME	2-1-0		0-0-0		0-0-0		
4-5-0	0-0-0	2-4-0		AWAY	0-0-0		2-1-0		0-0-0		
0-0-0	0-0-0	0-0-0		NEUTRAL	0-0-0		0-0-0		0-0-0		
RPI	S	Opponent	Score	RPI	S	Opponent	Score	RPI	S	Opponent	Score
1	H	Florida St.	10 9	27	A	Virginia Tech	5 13	59	A	Western Ky.	7 2
1	H	Florida St.	1 4	27	A	Virginia Tech	7 5	61	A	Cal St. Fullerton	9 0
1	H	Florida St.	2 0	27	A	Virginia Tech	1 10	73	N	Bradley	7 5
10	A	Tennessee	3 5	29	A	Notre Dame	1 9	73	N	Bradley	6 0
12	N	Northwestern	8 9	29	A	Notre Dame	1 9	96	H	Syracuse	2 4
12	N	Northwestern	0 1	29	A	Notre Dame	5 3	96	H	Syracuse	8 0
12	N	Northwestern	2 4	36	H	Missouri	5 3	96	H	Syracuse	4 2
15	N	Michigan	2 1	40	H	Indiana	5 2				
15	N	Michigan	0 6	49	H	Lipscomb	4 5				
16	A	Auburn	2 6								
<hr/>											
LAST 10 GAMES											
49	H	Lipscomb	4 5	73	N	Bradley	6 0				
29	A	Notre Dame	1 9	73	N	Bradley	7 5				
29	A	Notre Dame	1 9	283	H	Morehead St.	21 1				
166	N	Radford	6 0	129	A	Boston College	10 2				
200	H	Indiana St.	3 0	129	A	Boston College	4 8				

Non-Div. I Games:

Louisville

Average RPI Win: 105		WON-LOST RECORD		WINNING PCT. RANK		LAST 10 GAMES		STRENGTH OF SCHEDULE		OPP. STRENGTH OF SCHEDULE		TEAM RPI		ADJ RPI		CONF. RPI		ADJ CONF. RPI					
Average RPI Loss: 26																							
DIV. I ONLY		17-21-0		.44737 175		5-5-0		1		11		37		.59505 34		2		2					
DIV. I NON-CONF.		15-11-0		.57692 103		3-1-0		47		10		46		.57765 42		2		2					
TOTALS		RPI 1-25		RPI 26-50		W-L RECORDS		RPI 51-100		RPI 101-150		RPI 150+											
17-21-0		2-16-0		4-3-0		OVERALL		3-1-0		3-0-0		5-1-0											
0-6-0		0-6-0		0-0-0		HOME		0-0-0		0-0-0		0-0-0											
4-9-0		1-5-0		2-3-0		AWAY		0-1-0		0-0-0		1-0-0											
13-6-0		1-5-0		2-0-0		NEUTRAL		3-0-0		3-0-0		4-1-0											
15-11-0		1-8-0		3-1-0		NON-CONFERENCE		3-1-0		3-0-0		5-1-0											
0-3-0		0-3-0		0-0-0		HOME		0-0-0		0-0-0		0-0-0											
2-2-0		0-0-0		1-0-		AWAY		0-1-0		0-0-0		1-0-0											
13-6-0		1-5-0		2-0-0		NEUTRAL		3-0-0		3-0-0		4-1-0											
2-10-0		1-8-0		1-2-0		CONFERENCE		0-0-0		0-0-0		0-0-0											
0-3-0		0-3-0		0-0-0		HOME		0-0-0		0-0-0		0-0-0											
2-7-0		1-5-0		1-2-0		AWAY		0-0-0		0-0-0		0-0-0											
0-0-0		0-0-0		0-0-0		NEUTRAL		0-0-0		0-0-0		0-0-0											
RPI	S	Opponent		Score		RPI	S	Opponent		Score		RPI	S	Opponent		Score		RPI	S	Opponent		Score	
2	H	Washington		0 8		26	A	Stanford		7 2		61	A	Cal St. Fullerton		2 3		103	N	New Mexico St.		3 1	
2	H	Washington		2 14		26	A	Stanford		6 7		66	N	Seattle U		8 6		124	N	CSUN		12 5	
2	H	Washington		3 6		26	A	Stanford		6 8		73	N	Bradley		13 3		147	N	Kansas		14 5	
3	A	UCLA		3 8		36	A	Missouri		0 8		98	N	Fla. Atlantic		2 0		194	N	Pittsburgh		4 3	
3	A	UCLA		1 8		36	A	Missouri		4 1								194	N	Pittsburgh		9 1	
3	A	UCLA		4 3		36	N	Missouri		6 1								199	A	Pacific		5 0	
6	N	LSU		8 5		41	N	Texas A&M		7 5								206	N	UC Santa Barbara		6 1	
7	A	Arizona		0 8														231	N	Bethune-Cookman		3 5	
7	A	Arizona		0 8														234	N	Army West Point		11 0	
7	A	Arizona		3 8																			
8	N	Florida		1 2																			
13	N	James Madison		1 9																			
16	N	Auburn		0 8																			
17	H	Oklahoma St.		6 9																			
17	H	Oklahoma St.		6 7																			
17	H	Oklahoma St.		0 3																			
18	N	Texas Tech		0 5																			
20	N	Kentucky		3 12																			
LAST 10 GAMES																							
17	H	Oklahoma St.		6 9		36	A	Missouri		0 8													
3	A	UCLA		1 8		194	N	Pittsburgh		9 1													
3	A	UCLA		3 8		36	A	Missouri		4 1													
3	A	UCLA		4 3		26	A	Stanford		6 7													
194	N	Pittsburgh		4 3		26	A	Stanford		7 2													

Non-Div. I Games:

Oregon

Average RPI Win:		140	WON-LOST		WINNING		LAST 10		STRENGTH OF		OPP. STRENGTH		TEAM	ADJ		CONF.	ADJ CONF.							
Average RPI Loss:		28	RECORD		PCT. RANK		GAMES		SCHEDULE		OF SCHEDULE		RPI	RPI		RPI	RPI							
DIV. I ONLY			30-13-0		.69767		39		5-5-0		51		44		32		.59372		35		1		1	
DIV. I NON-CONF.			25-4-0		.86207		12		1-0-0		168		120		33		.58973		34		1		1	
TOTALS		RPI 1-25		RPI 26-50				W-L RECORDS				RPI 51-100				RPI 101-150				RPI 150+				
30-13-0		2-6-0		4-6-0				OVERALL				3-1-0				9-0-0				12-0-0				
22-7-0		0-3-0		3-3-0				HOME				1-1-0				7-0-0				11-0-0				
5-5-0		2-3-0		1-2-0				AWAY				2-0-0				0-0-0				0-0-0				
3-1-0		0-0-0		0-1-0				NEUTRAL				0-0-0				2-0-0				1-0-0				
25-4-0		0-0-0		1-3-0				NON-CONFERENCE				3-1-0				9-0-0				12-0-0				
20-3-0		0-0-0		1-2-0				HOME				1-1-0				7-0-0				11-0-0				
2-0-0		0-0-0		0-0-				AWAY				2-0-0				0-0-0				0-0-0				
3-1-0		0-0-0		0-1-0				NEUTRAL				0-0-0				2-0-0				1-0-0				
5-9-0		2-6-0		3-3-0				CONFERENCE				0-0-0				0-0-0				0-0-0				
2-4-0		0-3-0		2-1-0				HOME				0-0-0				0-0-0				0-0-0				
3-5-0		2-3-0		1-2-0				AWAY				0-0-0				0-0-0				0-0-0				
0-0-0		0-0-0		0-0-0				NEUTRAL				0-0-0				0-0-0				0-0-0				
RPI	S	Opponent		Score		RPI	S	Opponent		Score		RPI	S	Opponent		Score		RPI	S	Opponent		Score		
6	H	LSU		4	6	27	H	Virginia Tech		8	0	79	A	Georgia Tech		16	4	105	N	St. John's (NY)		10	1	
6	H	LSU		4	7	27	H	Virginia Tech		6	7	84	H	Elon		4	5	120	H	Belmont		3	0	
6	H	LSU		4	11	36	A	Missouri		1	0	84	H	Elon		5	0	120	H	Belmont		8	1	
11	A	Alabama		1	7	36	A	Missouri		7	8	98	A	Fla. Atlantic		4	1	133	N	Virginia		15	7	
11	A	Alabama		0	4	36	A	Missouri		3	7							138	H	Massachusetts		8	0	
16	A	Auburn		5	9	38	H	North Carolina		1	3							138	H	Massachusetts		4	0	
16	A	Auburn		3	2	40	N	Indiana		4	6							142	H	UAB		10	2	
16	A	Auburn		7	6	41	H	Texas A&M		11	5							142	H	UAB		5	1	
						41	H	Texas A&M		4	3							149	H	Ga. Southern		5	1	
						41	H	Texas A&M		3	5							159	H	Winthrop		11	0	
																		159	H	Winthrop		11	0	
																		163	H	Western Ill.		9	0	
																		163	H	Western Ill.		6	0	
																		212	H	Bowling Green		2	0	
																		212	H	Bowling Green		10	2	
																		228	H	Bryant		8	0	
																		231	N	Bethune-Cookman		12	0	
																		254	H	Buffalo		14	1	
																		263	H	Omaha		8	3	
																		263	H	Omaha		16	0	
																		264	H	Presbyterian		7	1	
LAST 10 GAMES																								
						84	H	Elon		5	0	41	H	Texas A&M		3	5							
						159	H	Winthrop		11	0	41	H	Texas A&M		4	3							
						254	H	Buffalo		14	1	41	H	Texas A&M		11	5							
						11	A	Alabama		0	4	16	A	Auburn		5	9							
						11	A	Alabama		1	7	16	A	Auburn		3	2							

Non-Div. I Games:

Georgia

Average RPI Win: 85		WON-LOST	WINNING	LAST 10	STRENGTH OF		OPP. STRENGTH	TEAM	ADJ	CONF.	ADJ CONF.
Average RPI Loss: 48		RECORD	PCT. RANK	GAMES	SCHEDULE		OF SCHEDULE	RPI	RPI	RPI	RPI
DIV. I ONLY		24-18-0	.57143	109	6-4-0		21	6	34	.59334	36
DIV. I NON-CONF.		17-10-0	.62963	79	5-2-0		129	12	62	.55734	61
TOTALS		RPI 1-25	RPI 26-50		W-L RECORDS		RPI 51-100		RPI 101-150		RPI 150+
24-18-0		5-9-0	6-5-0		OVERALL		4-2-0		5-0-0		4-2-0
5-6-0		1-2-0	3-2-0		HOME		0-1-0		0-0-0		1-1-0
7-6-0		4-5-0	1-1-0		AWAY		2-0-0		0-0-0		0-0-0
12-6-0		0-2-0	2-2-0		NEUTRAL		2-1-0		5-0-0		3-1-0
17-10-0		0-2-0	4-4-0		NON-CONFERENCE		4-2-0		5-0-0		4-2-0
2-3-0		0-0-0	1-1-0		HOME		0-1-0		0-0-0		1-1-0
3-1-0		0-0-0	1-0-		AWAY		2-0-0		0-0-0		0-0-0
12-6-0		0-2-0	2-2-0		NEUTRAL		2-1-0		5-0-0		3-1-0
7-8-0		5-7-0	2-1-0		CONFERENCE		0-0-0		0-0-0		0-0-0
3-3-0		1-2-0	2-1-0		HOME		0-0-0		0-0-0		0-0-0
4-5-0		4-5-0	0-0-0		AWAY		0-0-0		0-0-0		0-0-0
0-0-0		0-0-0	0-0-0		NEUTRAL		0-0-0		0-0-0		0-0-0
RPI S	Opponent	Score	RPI S	Opponent	Score	RPI S	Opponent	Score	RPI S	Opponent	Score
2 N	Washington	3 6	32 A	Arizona St.	8 0	55 N	Troy	6 0	103 N	New Mexico St.	15 0
3 N	UCLA	3 11	33 A	Louisville	3 5	73 H	Bradley	1 8	106 N	Utah	9 0
10 H	Tennessee	1 2	34 H	Oregon	8 0	75 N	BYU	3 7	138 N	Massachusetts	5 0
10 H	Tennessee	5 4	34 H	Oregon	1 4	78 A	Wichita St.	7 1	147 N	Kansas	3 2
10 H	Tennessee	3 9	34 N	Oregon	1 6	78 A	Wichita St.	7 3	147 N	Kansas	12 0
11 A	Alabama	5 11	35 H	Georgia	8 7	90 N	Iowa	9 1	162 N	Villanova	7 0
11 A	Alabama	1 3	35 H	Georgia	0 1				194 H	Pittsburgh	4 5
11 A	Alabama	8 14	35 H	Georgia	7 3				194 H	Pittsburgh	9 2
14 A	Ole Miss	0 1	43 N	Illinois	2 0				200 N	Indiana St.	11 1
14 A	Ole Miss	5 7	43 N	Illinois	3 2				245 N	IUPUI	8 9
14 A	Ole Miss	5 2	46 N	Oregon St.	3 4				245 N	IUPUI	11 3
20 A	Kentucky	8 4									
20 A	Kentucky	10 8									
20 A	Kentucky	11 8									
			LAST 10 GAMES								
			43 N	Illinois	3 2	43 N	Illinois	2 0			
			78 A	Wichita St.	7 3	34 H	Oregon	8 0			
			14 A	Ole Miss	5 2	34 H	Oregon	1 4			
			14 A	Ole Miss	0 1	194 H	Pittsburgh	4 5			
			14 A	Ole Miss	5 7	194 H	Pittsburgh	9 2			

Non-Div. I Games:

Missouri

UNLV

Average RPI Win:	133	WON-LOST RECORD	WINNING PCT. RANK	LAST 10 GAMES	STRENGTH OF SCHEDULE	OPP. STRENGTH OF SCHEDULE	TEAM RPI	ADJ RPI	CONF. RPI	ADJ CONF. RPI		
DIV. I ONLY		27-11-0	.71053	36	6-4-0	50	133	36	.59084	37	7	7
DIV. I NON-CONF.		19-5-0	.79167	25	0	126	199	40	.57976	41	7	7
<hr/>												
TOTALS	RPI 1-25	RPI 26-50		W-L RECORDS		RPI 51-100		RPI 101-150		RPI 150+		
27-11-0	0-0-0	5-3-0		OVERALL		6-5-0		3-1-0		13-2-0		
13-4-0	0-0-0	2-1-0		HOME		2-3-0		1-0-0		8-0-0		
8-4-0	0-0-0	3-2-0		AWAY		4-1-0		0-0-0		1-1-0		
6-3-0	0-0-0	0-0-0		NEUTRAL		0-1-0		2-1-0		4-1-0		
19-5-0	0-0-0	2-0-0		NON-CONFERENCE		2-3-0		3-1-0		12-1-0		
10-1-0	0-0-0	0-0-0		HOME		1-1-0		1-0-0		8-0-0		
3-1-0	0-0-0	2-0-		AWAY		1-1-0		0-0-0		0-0-0		
6-3-0	0-0-0	0-0-0		NEUTRAL		0-1-0		2-1-0		4-1-0		
8-6-0	0-0-0	3-3-0		CONFERENCE		4-2-0		0-0-0		1-1-0		
3-3-0	0-0-0	2-1-0		HOME		1-2-0		0-0-0		0-0-0		
5-3-0	0-0-0	1-2-0		AWAY		3-0-0		0-0-0		1-1-0		
0-0-0	0-0-0	0-0-0		NEUTRAL		0-0-0		0-0-0		0-0-0		
RPI	S	Opponent	Score	RPI	S	Opponent	Score	RPI	S	Opponent	Score	
				26	A	Stanford	1 0					
				26	A	Stanford	4 1					
				28	H	Boise St.	8 1					
				28	H	Boise St.	2 11					
				28	H	Boise St.	1 0					
				31	A	Colorado St.	6 5					
				31	A	Colorado St.	5 7					
				31	A	Colorado St.	2 4					

Non-Div. I Games:

UNLV

Average RPI Win:	97	WON-LOST	WINNING	LAST 10	STRENGTH OF	OPP. STRENGTH	TEAM	ADJ	CONF.	ADJ CONF.					
Average RPI Loss:	62	RECORD	PCT. RANK	GAMES	SCHEDULE	OF SCHEDULE	RPI	RPI	RPI	RPI					
DIV. I ONLY		24-14-0	.63158	71	8-2-0	75	14	45	.58871	38	5	5			
DIV. I NON-CONF.		13-9-0	.59091	97	3-0-0	9	3	23	.61839	22	4	4			
<hr/>															
TOTALS	RPI 1-25	RPI 26-50		W-L RECORDS		RPI 51-100		RPI 101-150		RPI 150+					
24-14-0	4-6-0	2-0-0		OVERALL		7-5-0		8-1-0		3-2-0					
15-5-0	3-2-0	1-0-0		HOME		4-2-0		6-0-0		1-1-0					
6-2-0	0-0-0	1-0-0		AWAY		2-1-0		1-0-0		2-1-0					
3-7-0	1-4-0	0-0-0		NEUTRAL		1-2-0		1-1-0		0-0-0					
13-9-0	4-5-0	2-0-0		NON-CONFERENCE		4-2-0		2-1-0		1-1-0					
8-3-0	3-2-0	1-0-0		HOME		3-0-0		0-0-0		1-1-0					
2-0-0	0-0-0	1-0-		AWAY		0-0-0		1-0-0		0-0-0					
3-6-0	1-3-0	0-0-0		NEUTRAL		1-2-0		1-1-0		0-0-0					
11-5-0	0-1-0	0-0-0		CONFERENCE		3-3-0		6-0-0		2-1-0					
7-2-0	0-0-0	0-0-0		HOME		1-2-0		6-0-0		0-0-0					
4-2-0	0-0-0	0-0-0		AWAY		2-1-0		0-0-0		2-1-0					
0-1-0	0-1-0	0-0-0		NEUTRAL		0-0-0		0-0-0		0-0-0					
<hr/>															
RPI S	Opponent	Score		RPI S	Opponent	Score		RPI S	Opponent	Score		RPI S	Opponent	Score	
1 N	Florida St.	6	8	35 A	Georgia	3	1	53 N	Baylor	9	10	103 N	New Mexico St.	2	6
2 N	Washington	1	9	48 H	Liberty	3	2	69 N	Long Beach St.	4	8	106 N	Utah	7	2
10 H	Tennessee	0	2					75 N	BYU	5	4	119 A	East Carolina	5	0
12 H	Northwestern	3	9					79 H	Georgia Tech	2	3	129 H	Boston College	8	0
12 H	Northwestern	5	0					79 H	Georgia Tech	5	13	129 H	Boston College	2	0
15 H	Michigan	4	2					79 H	Georgia Tech	4	1	129 H	Boston College	9	1
15 H	Michigan	8	3					80 A	Duke	1	2	133 H	Virginia	8	0
17 N	Oklahoma St.	5	7					80 A	Duke	8	1	133 H	Virginia	8	0
20 N	Kentucky	0	1					80 A	Duke	4	2	133 H	Virginia	8	0
21 N	South Carolina	4	0					91 H	Maryland	11	5	155 H	George Washington	0	7
								94 H	Coastal Caro.	9	0	187 H	Charlotte	9	0
								98 H	Fla. Atlantic	6	2	194 A	Pittsburgh	11	5
												194 A	Pittsburgh	6	2
												194 A	Pittsburgh	5	14
<hr/>															
LAST 10 GAMES															
1 N Florida St.				6	8	48 H Liberty				3	2				
194 A Pittsburgh				5	14	94 H Coastal Caro.				9	0				
194 A Pittsburgh				6	2	133 H Virginia				8	0				
15 H Michigan				4	2	133 H Virginia				8	0				
12 H Northwestern				3	9	133 H Virginia				8	0				

Non-Div. I Games:

North Carolina

Average RPI Win:	152	WON-LOST RECORD		WINNING PCT. RANK		LAST 10 GAMES		STRENGTH OF SCHEDULE		OPP. STRENGTH OF SCHEDULE		TEAM RPI		ADJ RPI		CONF. RPI		ADJ CONF. RPI					
DIV. I ONLY		30-8-0		.78947	19	7-3-0		152		39		38		.58781	39	4		4					
DIV. I NON-CONF.		23-3-0		.88462	9	1-0-0		244		37		37		.58455	39	5		5					
<hr/>																							
TOTALS		RPI 1-25		RPI 26-50		W-L RECORDS		RPI 51-100		RPI 101-150		RPI 150+											
30-8-0		1-6-0		2-2-0		OVERALL		5-0-0		3-0-0		19-0-0											
5-0-0		0-0-0		0-0-0		HOME		3-0-0		2-0-0		0-0-0											
10-6-0		0-4-0		2-2-0		AWAY		2-0-0		0-0-0		6-0-0											
15-2-0		1-2-0		0-0-0		NEUTRAL		0-0-0		1-0-0		13-0-0											
23-3-0		1-3-0		1-0-0		NON-CONFERENCE		2-0-0		3-0-0		16-0-0											
2-0-0		0-0-0		0-0-0		HOME		0-0-0		2-0-0		0-0-0											
6-1-0		0-1-0		1-0-		AWAY		2-0-0		0-0-0		3-0-0											
15-2-0		1-2-0		0-0-0		NEUTRAL		0-0-0		1-0-0		13-0-0											
7-5-0		0-3-0		1-2-0		CONFERENCE		3-0-0		0-0-0		3-0-0											
3-0-0		0-0-0		0-0-0		HOME		3-0-0		0-0-0		0-0-0											
4-5-0		0-3-0		1-2-0		AWAY		0-0-0		0-0-0		3-0-0											
0-0-0		0-0-0		0-0-0		NEUTRAL		0-0-0		0-0-0		0-0-0											
RPI	S	Opponent		Score		RPI	S	Opponent		Score		RPI	S	Opponent		Score		RPI	S	Opponent		Score	
5	N	Texas		1	5	32	A	Arizona St.		5	1	72	A	NC State		6	3	109	H	UNI		11	2
5	N	Texas		3	1	43	A	Illinois		0	2	72	A	NC State		3	1	109	H	UNI		6	1
12	A	Northwestern		4	5	43	A	Illinois		5	6	90	H	Iowa		9	1	138	N	Massachusetts		8	0
12	A	Northwestern		1	4	43	A	Illinois		15	6	90	H	Iowa		4	2	153	A	Penn St.		13	0
12	A	Northwestern		5	8							90	H	Iowa		8	0	153	A	Penn St.		3	2
18	N	Texas Tech		3	8													153	A	Penn St.		12	3
24	A	South Fla.		1	7													154	N	Lamar University		8	0
																		154	N	Lamar University		8	0
																		162	N	Villanova		13	1
																		167	N	Central Mich.		2	0
																		174	N	Furman		4	1
																		194	N	Pittsburgh		8	0
																		194	N	Pittsburgh		8	0
																		197	N	Princeton		11	2
																		197	N	Princeton		4	1
																		217	N	Texas Southern		8	3
																		217	N	Texas Southern		4	0
																		229	A	A&M-Corpus Christi		9	1
																		229	A	A&M-Corpus Christi		3	2
																		229	A	A&M-Corpus Christi		9	0
																		263	N	Omaha		9	1
																		263	N	Omaha		15	0
<hr/>																							
LAST 10 GAMES																							
						12	A	Northwestern		4	5	90	H	Iowa		4	2						
						12	A	Northwestern		5	8	90	H	Iowa		9	1						
						72	A	NC State		3	1	90	H	Iowa		8	0						
						109	H	UNI		11	2	153	A	Penn St.		12	3						
						12	A	Northwestern		1	4	153	A	Penn St.		3	2						

Non-Div. I Games:

Wisconsin

Average RPI Win:	125	WON-LOST RECORD	WINNING PCT. RANK	LAST 10 GAMES	STRENGTH OF SCHEDULE	OPP. STRENGTH OF SCHEDULE	TEAM RPI	ADJ RPI	CONF. RPI	ADJ CONF. RPI		
DIV. I ONLY		31-15-0	.67391	48	5-5-0	68	66	41	.58563	40	4	4
DIV. I NON-CONF.		25-6-0	.80645	23	0	89	92	27	.60672	27	5	5
<hr/>												
TOTALS	RPI 1-25	RPI 26-50		W-L RECORDS		RPI 51-100		RPI 101-150		RPI 150+		
31-15-0	2-4-0	1-4-0		OVERALL		11-4-0		7-2-0		10-1-0		
9-4-0	0-1-0	0-0-0		HOME		3-2-0		1-1-0		5-0-0		
6-8-0	1-3-0	0-4-0		AWAY		4-1-0		0-0-0		1-0-0		
16-3-0	1-0-0	1-0-0		NEUTRAL		4-1-0		6-1-0		4-1-0		
25-6-0	2-0-0	1-1-0		NON-CONFERENCE		8-2-0		7-2-0		7-1-0		
3-1-0	0-0-0	0-0-0		HOME		0-0-0		1-1-0		2-0-0		
6-2-0	1-0-0	0-0-		AWAY		4-1-0		0-0-0		1-0-0		
16-3-0	1-0-0	1-0-0		NEUTRAL		4-1-0		6-1-0		4-1-0		
6-9-0	0-4-0	0-3-0		CONFERENCE		3-2-0		0-0-0		3-0-0		
6-3-0	0-1-0	0-0-0		HOME		3-2-0		0-0-0		3-0-0		
0-6-0	0-3-0	0-3-0		AWAY		0-0-0		0-0-0		0-0-0		
0-0-0	0-0-0	0-0-0		NEUTRAL		0-0-0		0-0-0		0-0-0		
RPI S	Opponent	Score	RPI S	Opponent	Score	RPI S	Opponent	Score	RPI S	Opponent	Score	
6 A	LSU	7 3	33 A	Louisville	2 5	64 N	USC Upstate	2 0	105 N	St. John's (NY)	11 0	
12 H	Northwestern	0 5	35 N	Georgia	6 4	64 N	USC Upstate	6 4	107 H	Ohio	6 4	
15 A	Michigan	6 7	44 A	Ohio St.	0 2	67 A	FGCU	1 3	107 H	Ohio	1 4	
15 A	Michigan	1 4	44 A	Ohio St.	6 7	67 A	FGCU	2 0	127 N	Illinois St.	2 0	
15 A	Michigan	2 3	44 A	Ohio St.	3 5	80 A	Duke	3 1	127 N	Illinois St.	0 3	
24 N	South Fla.	3 2				80 A	Duke	3 0	133 N	Virginia	9 1	
						87 H	Purdue	2 1	143 N	Saint Joseph's	2 1	
						87 H	Purdue	4 5	144 N	Loyola Chicago	3 1	
						91 H	Maryland	10 1	144 N	Loyola Chicago	1 0	
						91 H	Maryland	3 4	157 H	Michigan St.	6 3	
						91 H	Maryland	8 0	157 H	Michigan St.	13 8	
						95 N	SFA	0 1	157 H	Michigan St.	15 2	
						96 N	Syracuse	6 5	174 N	Furman	1 5	
						96 N	Syracuse	5 1	175 A	Mercer	8 7	
						98 A	Fla. Atlantic	4 1	178 H	Toledo	9 6	
									184 N	Seton Hall	6 2	
									213 H	Saint Francis (PA)	13 6	
									231 N	Bethune-Cookman	2 1	
									269 N	Akron	8 1	
									281 N	N.C. A&T	7 1	
<hr/>												
LAST 10 GAMES												
67 A	FGCU	2 0	87 H	Purdue	2 1							
87 H	Purdue	4 5	15 A	Michigan	6 7							
91 H	Maryland	10 1	15 A	Michigan	2 3							
91 H	Maryland	3 4	15 A	Michigan	1 4							
91 H	Maryland	8 0	157 H	Michigan St.	15 2							

Average RPI Win: 131		WON-LOST RECORD	WINNING PCT. RANK	LAST 10 GAMES	STRENGTH OF SCHEDULE	OPP. STRENGTH OF SCHEDULE	TEAM RPI	ADJ RPI		CONF. RPI	ADJ CONF. RPI				
Average RPI Loss: 27															
DIV. I ONLY		25-18-0	.5814	99	5-5-0	25	28	39	.58551	41	1	1			
DIV. I NON-CONF.		22-6-0	.78571	26	4-0-0	177	68	42	.57617	43	1	1			
TOTALS		RPI 1-25	RPI 26-50		W-L RECORDS		RPI 51-100		RPI 101-150		RPI 150+				
25-18-0		2-10-0	2-6-0		OVERALL		9-2-0		0-0-0		12-0-0				
23-10-0		2-7-0	1-1-0		HOME		9-2-0		0-0-0		11-0-0				
1-6-0		0-3-0	1-3-0		AWAY		0-0-0		0-0-0		0-0-0				
1-2-0		0-0-0	0-2-0		NEUTRAL		0-0-0		0-0-0		1-0-0				
22-6-0		0-0-0	1-4-0		NON-CONFERENCE		9-2-0		0-0-0		12-0-0				
21-3-0		0-0-0	1-1-0		HOME		9-2-0		0-0-0		11-0-0				
0-1-0		0-0-0	0-0-		AWAY		0-0-0		0-0-0		0-0-0				
1-2-0		0-0-0	0-2-0		NEUTRAL		0-0-0		0-0-0		1-0-0				
3-12-0		2-10-0	1-2-0		CONFERENCE		0-0-0		0-0-0		0-0-0				
2-7-0		2-7-0	0-0-0		HOME		0-0-0		0-0-0		0-0-0				
1-5-0		0-3-0	1-2-0		AWAY		0-0-0		0-0-0		0-0-0				
0-0-0		0-0-0	0-0-0		NEUTRAL		0-0-0		0-0-0		0-0-0				
RPI	S	Opponent	Score	RPI	S	Opponent	Score	RPI	S	Opponent	Score	RPI	S	Opponent	Score
6	H	LSU	0 7	32	N	Arizona St.	4 5	57	H	Longwood	4 1	154	H	Lamar University	10 7
6	H	LSU	3 17	34	N	Oregon	5 7	60	H	North Texas	2 10	154	H	Lamar University	9 1
6	H	LSU	6 5	35	A	Georgia	5 3	75	H	BYU	4 0	168	N	Cal Poly	4 2
8	H	Florida	1 4	35	A	Georgia	5 11	75	H	BYU	3 2	196	H	California Baptist	15 0
8	H	Florida	6 8	35	A	Georgia	3 4	76	H	Sam Houston St.	5 4	196	H	California Baptist	9 1
8	H	Florida	3 8	42	A	Houston	3 9	76	H	Sam Houston St.	4 3	216	H	Prairie View	8 0
11	H	Alabama	1 11	48	H	Liberty	2 4	82	H	Rutgers	7 6	217	H	Texas Southern	13 2
11	H	Alabama	4 3	48	H	Liberty	1 0	85	H	McNeese	2 1	217	H	Texas Southern	8 1
11	H	Alabama	3 13					85	H	McNeese	1 3	229	H	A&M-Corpus Christi	8 0
16	A	Auburn	1 8					89	H	UT Arlington	1 0	229	H	A&M-Corpus Christi	7 1
16	A	Auburn	6 7					95	H	SFA	2 0	241	H	Northern Colo.	18 2
16	A	Auburn	4 12									241	H	Northern Colo.	9 1
LAST 10 GAMES															
						76	H	Sam Houston St.	5	4	8	H	Florida	1	4
						229	H	A&M-Corpus Christi	7	1	8	H	Florida	3	8
						154	H	Lamar University	10	7	8	H	Florida	6	8
						154	H	Lamar University	9	1	35	A	Georgia	5	3
						217	H	Texas Southern	13	2	35	A	Georgia	3	4

Non-Div. I Games:

Texas A&M

Houston

Houston

Average RPI Win:		104	WON-LOST RECORD		WINNING PCT. RANK		LAST 10 GAMES		STRENGTH OF SCHEDULE		OPP. STRENGTH OF SCHEDULE		TEAM RPI		ADJ RPI		CONF. RPI		ADJ CONF. RPI	
DIV. I ONLY			26-14-0		.65 59		4-6-0		81		22		47		.58145 43		4		4	
DIV. I NON-CONF.			20-8-0		.71429 47		1-2-0		119		21		41		.58324 40		5		5	
TOTALS		RPI 1-25		RPI 26-50		W-L RECORDS		RPI 51-100		RPI 101-150		RPI 150+								
26-14-0		4-4-0		3-3-0		OVERALL		8-6-0		5-0-0		6-1-0								
7-4-0		1-2-0		2-1-0		HOME		0-0-0		1-0-0		3-1-0								
9-3-0		1-0-0		1-0-0		AWAY		6-3-0		1-0-0		0-0-0								
10-7-0		2-2-0		0-2-0		NEUTRAL		2-3-0		3-0-0		3-0-0								
20-8-0		3-2-0		1-2-0		NON-CONFERENCE		5-3-0		5-0-0		6-1-0								
4-1-0		0-0-0		0-0-0		HOME		0-0-0		1-0-0		3-1-0								
6-0-0		1-0-0		1-0-		AWAY		3-0-0		1-0-0		0-0-0								
10-7-0		2-2-0		0-2-0		NEUTRAL		2-3-0		3-0-0		3-0-0								
6-6-0		1-2-0		2-1-0		CONFERENCE		3-3-0		0-0-0		0-0-0								
3-3-0		1-2-0		2-1-0		HOME		0-0-0		0-0-0		0-0-0								
3-3-0		0-0-0		0-0-0		AWAY		3-3-0		0-0-0		0-0-0								
0-0-0		0-0-0		0-0-0		NEUTRAL		0-0-0		0-0-0		0-0-0								
RPI	S	Opponent		Score		RPI	S	Opponent		Score		RPI	S	Opponent		Score				
4	N	Oklahoma		1	11	36	N	Missouri		0	2	66	N	Seattle U		2	5			
9	H	Minnesota		3	10	36	N	Missouri		2	3	68	A	Loyola Marymount		5	2			
9	H	Minnesota		0	5	39	H	Wisconsin		6	5	76	N	Sam Houston St.		6	10			
9	H	Minnesota		4	3	39	H	Wisconsin		6	15	79	A	Georgia Tech		15	10			
17	N	Oklahoma St.		7	4	39	H	Wisconsin		2	0	79	A	Georgia Tech		7	3			
17	N	Oklahoma St.		6	10	42	A	Houston		4	2	88	N	Nicholls St.		5	3			
20	N	Kentucky		6	5							88	N	Nicholls St.		8	2			
23	A	Tulsa		6	4							90	A	Iowa		12	11			
												90	A	Iowa		12	1			
												90	A	Iowa		3	4			
												95	N	SFA		2	7			
												97	A	Nebraska		4	5			
												97	A	Nebraska		11	8			
												97	A	Nebraska		2	3			
LAST 10 GAMES																				
				90	A	Iowa	3	4	200	H	Indiana St.	2	9							
				90	A	Iowa	12	11	129	N	Boston College	12	3							
				9	H	Minnesota	3	10	36	N	Missouri	2	3							
				9	H	Minnesota	4	3	90	A	Iowa	12	1							
				200	H	Indiana St.	7	4	36	N	Missouri	0	2							

Non-Div. I Games:

Illinois

Average RPI Win: 119		WON-LOST RECORD		WINNING PCT. RANK		LAST 10 GAMES		STRENGTH OF SCHEDULE		OPP. STRENGTH OF SCHEDULE		TEAM RPI		ADJ RPI		CONF. RPI		ADJ CONF. RPI	
DIV. I ONLY		25-14-0		.64103 66		6-4-0		55		36		40		.58026 44		4		4	
DIV. I NON-CONF.		16-9-0		.64 75		1-0-0		70		38		49		.56835 48		5		5	
TOTALS		RPI 1-25		RPI 26-50		W-L RECORDS		RPI 51-100		RPI 101-150		RPI 150+							
25-14-0		2-5-0		3-2-0		OVERALL		7-5-0		4-1-0		9-1-0							
6-3-0		1-2-0		3-0-0		HOME		2-1-0		0-0-0		0-0-0							
6-6-0		0-1-0		0-1-0		AWAY		2-3-0		0-0-0		4-1-0							
13-5-0		1-2-0		0-1-0		NEUTRAL		3-1-0		4-1-0		5-0-0							
16-9-0		1-3-0		0-2-0		NON-CONFERENCE		3-3-0		4-1-0		8-0-0							
0-0-0		0-0-0		0-0-0		HOME		0-0-0		0-0-0		0-0-0							
3-4-0		0-1-0		0-0-		AWAY		0-2-0		0-0-0		3-0-0							
13-5-0		1-2-0		0-1-0		NEUTRAL		3-1-0		4-1-0		5-0-0							
9-5-0		1-2-0		3-0-0		CONFERENCE		4-2-0		0-0-0		1-1-0							
6-3-0		1-2-0		3-0-0		HOME		2-1-0		0-0-0		0-0-0							
3-2-0		0-0-0		0-0-0		AWAY		2-1-0		0-0-0		1-1-0							
0-0-0		0-0-0		0-0-0		NEUTRAL		0-0-0		0-0-0		0-0-0							
RPI S	Opponent	Score		RPI S	Opponent	Score		RPI S	Opponent	Score		RPI S	Opponent	Score					
1 N	Florida St.	1	3	29 N	Notre Dame	2	3	62 A	Grand Canyon	3	4	103 N	New Mexico St.	5	1				
2 A	Washington	0	3	40 H	Indiana	7	6	62 A	Grand Canyon	7	8	106 N	Utah	10	2				
6 N	LSU	2	7	40 H	Indiana	2	0	66 N	Seattle U	0	3	106 N	Utah	2	0				
14 N	Ole Miss	4	2	40 H	Indiana	5	3	66 N	Seattle U	6	4	130 N	Northern Ill.	3	2				
15 H	Michigan	2	1	47 A	UCF	2	3	80 N	Duke	6	0	137 N	Weber St.	0	4				
15 H	Michigan	3	10					82 H	Rutgers	2	0	153 A	Penn St.	4	6				
15 H	Michigan	2	6					82 H	Rutgers	6	8	153 A	Penn St.	12	1				
								82 H	Rutgers	8	0	183 N	Lehigh	2	0				
								91 A	Maryland	15	3	183 N	Lehigh	12	3				
								91 A	Maryland	10	1	194 A	Pittsburgh	5	2				
								91 A	Maryland	2	3	205 N	Idaho St.	9	3				
								93 N	North Florida	3	0	207 N	George Mason	7	0				
												215 A	Portland St.	8	4				
												215 A	Portland St.	7	0				
												234 N	Army West Point	4	0				
LAST 10 GAMES																			
215 A Portland St.				7	0	153 A Penn St.				4	6								
153 A Penn St.				12	1	82 H Rutgers				8	0								
15 H Michigan				2	1	82 H Rutgers				6	8								
15 H Michigan				2	6	82 H Rutgers				2	0								
15 H Michigan				3	10	194 A Pittsburgh				5	2								

Average RPI Win: 158		WON-LOST RECORD		WINNING PCT. RANK		LAST 10 GAMES		STRENGTH OF SCHEDULE		OPP. STRENGTH OF SCHEDULE		TEAM RPI		ADJ RPI		CONF. RPI		ADJ CONF. RPI					
DIV. I ONLY		30-11-0		.73171		29		10-0-0		115		80		43		.5791		45		22		21	
DIV. I NON-CONF.		22-11-0		.66667		63		4-0-0		68		62		43		.57579		44		20		20	
TOTALS		RPI 1-25		RPI 26-50		W-L RECORDS		RPI 51-100		RPI 101-150		RPI 150+											
30-11-0		0-5-0		0-2-0		OVERALL		7-4-0		7-0-0		16-0-0											
2-0-0		0-0-0		0-0-0		HOME		0-0-0		2-0-0		0-0-0											
9-5-0		0-2-0		0-1-0		AWAY		3-2-0		0-0-0		6-0-0											
19-6-0		0-3-0		0-1-0		NEUTRAL		4-2-0		5-0-0		10-0-0											
22-11-0		0-5-0		0-2-0		NON-CONFERENCE		7-4-0		5-0-0		10-0-0											
0-0-0		0-0-0		0-0-0		HOME		0-0-0		0-0-0		0-0-0											
3-5-0		0-2-0		0-0-		AWAY		3-2-0		0-0-0		0-0-0											
19-6-0		0-3-0		0-1-0		NEUTRAL		4-2-0		5-0-0		10-0-0											
8-0-0		0-0-0		0-0-0		CONFERENCE		0-0-0		2-0-0		6-0-0											
2-0-0		0-0-0		0-0-0		HOME		0-0-0		2-0-0		0-0-0											
6-0-0		0-0-0		0-0-0		AWAY		0-0-0		0-0-0		6-0-0											
0-0-0		0-0-0		0-0-0		NEUTRAL		0-0-0		0-0-0		0-0-0											
RPI	S	Opponent		Score		RPI	S	Opponent		Score		RPI	S	Opponent		Score		RPI	S	Opponent		Score	
2	N	Washington		3	5	26	A	Stanford		2	3	52	N	Southern Ill.		9	10	110	N	Chattanooga		5	1
12	N	Northwestern		0	7	29	N	Notre Dame		2	3	55	N	Troy		3	2	111	H	South Dakota St.		5	0
16	A	Auburn		1	4							66	A	Seattle U		9	7	111	H	South Dakota St.		1	0
16	A	Auburn		2	10							66	A	Seattle U		8	1	127	N	Illinois St.		4	0
25	N	Arkansas		6	7							67	N	FGCU		3	2	134	N	Stony Brook		7	0
												70	A	Texas St.		4	3	136	N	UTSA		6	2
												70	A	Texas St.		1	9	140	N	Towson		1	0
												78	N	Wichita St.		6	4	162	N	Villanova		6	1
												87	N	Purdue		3	0	163	A	Western Ill.		5	4
												87	N	Purdue		1	4	163	A	Western Ill.		10	7
												99	A	FIU		1	2	163	A	Western Ill.		12	0
																		168	N	Cal Poly		8	0
																		201	N	Montana		5	2
																		215	N	Portland St.		2	1
																		221	N	Butler		3	2
																		222	N	Eastern Ill.		9	6
																		222	N	Eastern Ill.		7	5
																		235	N	Abilene Christian		6	5
																		241	N	Northern Colo.		4	0
																		251	A	Purdue Fort Wayne		5	0
																		251	A	Purdue Fort Wayne		11	1
																		251	A	Purdue Fort Wayne		7	0
																		261	N	Santa Clara		9	1
LAST 10 GAMES						LAST 10 GAMES						LAST 10 GAMES						LAST 10 GAMES					
						66	A	Seattle U		8	1	163	A	Western Ill.		5	4	251	A	Purdue Fort Wayne		5	0
						66	A	Seattle U		9	7							111	H	South Dakota St.		1	0
						163	A	Western Ill.		12	0							111	H	South Dakota St.		5	0
						235	N	Abilene Christian		6	5							215	N	Portland St.		2	1
						70	A	Texas St.		1	9												

Non-Div. I Games:

North Dakota St.

Average RPI Win: 135		WON-LOST	WINNING	LAST 10	STRENGTH OF		OPP. STRENGTH	TEAM	ADJ		CONF.	ADJ CONF.
Average RPI Loss: 31		RECORD	PCT. RANK	GAMES	SCHEDULE		OF SCHEDULE	RPI	RPI		RPI	RPI
DIV. I ONLY		21-15-0	.58333	96	4-6-0		38	25	44		.57904	46
DIV. I NON-CONF.		18-5-0	.78261	27	2-0-0		148	57	36		.58565	38
TOTALS		RPI 1-25	RPI 26-50		W-L RECORDS		RPI 51-100		RPI 101-150		RPI 150+	
21-15-0		0-9-0	2-3-0		OVERALL		6-2-0		3-0-0		10-1-0	
0-4-0		0-3-0	0-1-0		HOME		0-0-0		0-0-0		0-0-0	
9-8-0		0-4-0	1-2-0		AWAY		4-2-0		0-0-0		4-0-0	
12-3-0		0-2-0	1-0-0		NEUTRAL		2-0-0		3-0-0		6-1-0	
18-5-0		0-3-0	1-0-0		NON-CONFERENCE		4-1-0		3-0-0		10-1-0	
0-0-0		0-0-0	0-0-0		HOME		0-0-0		0-0-0		0-0-0	
6-2-0		0-1-0	0-0-		AWAY		2-1-0		0-0-0		4-0-0	
12-3-0		0-2-0	1-0-0		NEUTRAL		2-0-0		3-0-0		6-1-0	
3-10-0		0-6-0	1-3-0		CONFERENCE		2-1-0		0-0-0		0-0-0	
0-4-0		0-3-0	0-1-0		HOME		0-0-0		0-0-0		0-0-0	
3-6-0		0-3-0	1-2-0		AWAY		2-1-0		0-0-0		0-0-0	
0-0-0		0-0-0	0-0-0		NEUTRAL		0-0-0		0-0-0		0-0-0	
RPI S	Opponent	Score	RPI S	Opponent	Score	RPI S	Opponent	Score	RPI S	Opponent	Score	
2 A	Washington	0 8	26 H	Stanford	2 3	56 N	Fresno St.	5 0	124 N	CSUN	8 0	
2 A	Washington	2 5	32 A	Arizona St.	5 1	65 A	California	6 4	137 N	Weber St.	4 3	
2 A	Washington	0 5	32 A	Arizona St.	2 18	65 A	California	1 4	139 N	Nevada	5 1	
4 A	Oklahoma	0 3	32 A	Arizona St.	4 12	65 A	California	7 1	168 N	Cal Poly	3 0	
7 H	Arizona	0 4	36 N	Missouri	4 3	66 N	Seattle U	6 4	171 N	New Mexico	5 3	
7 H	Arizona	1 9				68 A	Loyola Marymount	6 2	171 N	New Mexico	5 6	
7 H	Arizona	4 11				69 A	Long Beach St.	4 2	172 N	Western Mich.	8 3	
14 N	Ole Miss	0 2				69 A	Long Beach St.	4 6	196 N	California Baptist	2 0	
19 N	Louisiana	0 8							199 A	Pacific	12 3	
									199 A	Pacific	8 0	
									215 A	Portland St.	8 0	
									215 A	Portland St.	4 2	
									218 N	Western Caro.	7 0	
									218 N	Western Caro.	2 0	
LAST 10 GAMES												
	32 A	Arizona St.	2	18		65 A	California	7	1			
	199 A	Pacific	12	3		26 H	Stanford	2	3			
	215 A	Portland St.	8	0		215 A	Portland St.	4	2			
	65 A	California	1	4		2 A	Washington	0	8			
	65 A	California	6	4		2 A	Washington	0	5			

Non-Div. I Games:

Oregon St.

Average RPI Win: 148		WON-LOST RECORD		WINNING PCT. RANK		LAST 10 GAMES		STRENGTH OF SCHEDULE		OPP. STRENGTH OF SCHEDULE		TEAM RPI		ADJ RPI		CONF. RPI		ADJ CONF. RPI	
DIV. I ONLY		28-14-0		.66667 49		5-5-0		73		54		42		.57773 47		6		6	
DIV. I NON-CONF.		21-9-0		.7 53		1-0-0		57		54		34		.58672 37		6		6	
TOTALS		RPI 1-25		RPI 26-50		W-L RECORDS		RPI 51-100		RPI 101-150		RPI 150+							
28-14-0		0-9-0		1-1-0		OVERALL		4-3-0		8-0-0		15-1-0							
17-10-0		0-7-0		1-0-0		HOME		4-3-0		1-0-0		11-0-0							
5-1-0		0-1-0		0-0-0		AWAY		0-0-0		3-0-0		2-0-0							
6-3-0		0-1-0		0-1-0		NEUTRAL		0-0-0		4-0-0		2-1-0							
21-9-0		0-6-0		1-1-0		NON-CONFERENCE		3-1-0		5-0-0		12-1-0							
13-5-0		0-4-0		1-0-0		HOME		3-1-0		1-0-0		8-0-0							
2-1-0		0-1-0		0-0-		AWAY		0-0-0		0-0-0		2-0-0							
6-3-0		0-1-0		0-1-0		NEUTRAL		0-0-0		4-0-0		2-1-0							
7-5-0		0-3-0		0-0-0		CONFERENCE		1-2-0		3-0-0		3-0-0							
4-5-0		0-3-0		0-0-0		HOME		1-2-0		0-0-0		3-0-0							
3-0-0		0-0-0		0-0-0		AWAY		0-0-0		3-0-0		0-0-0							
0-0-0		0-0-0		0-0-0		NEUTRAL		0-0-0		0-0-0		0-0-0							
RPI S	Opponent	Score		RPI S	Opponent	Score		RPI S	Opponent	Score		RPI S	Opponent	Score					
1 H	Florida St.	3	9	30 N	Mississippi St.	3	11	63 H	Louisiana Tech	5	2	105 N	St. John's (NY)	6	0				
1 H	Florida St.	1	2	44 H	Ohio St.	3	2	63 H	Louisiana Tech	0	3	110 N	Chattanooga	4	1				
2 N	Washington	1	3					63 H	Louisiana Tech	5	2	119 A	East Carolina	7	2				
8 A	Florida	0	5					78 H	Wichita St.	1	2	119 A	East Carolina	5	3				
9 H	Minnesota	0	7					78 H	Wichita St.	3	6	119 A	East Carolina	6	2				
14 H	Ole Miss	0	3					78 H	Wichita St.	3	2	128 N	Sacramento St.	6	5				
24 H	South Fla.	1	3					94 H	Coastal Caro.	1	0	129 H	Boston College	4	1				
24 H	South Fla.	0	3									143 N	Saint Joseph's	3	0				
24 H	South Fla.	0	2									153 H	Penn St.	3	2				
												161 H	UConn	2	1				
												161 H	UConn	2	1				
												161 H	UConn	2	0				
												174 N	Furman	2	3				
												178 H	Toledo	2	1				
												184 N	Seton Hall	9	0				
												189 A	Stetson	9	1				
												189 A	Stetson	6	1				
												192 H	Jacksonville	3	2				
												194 H	Pittsburgh	9	1				
												194 H	Pittsburgh	2	0				
												197 H	Princeton	8	1				
												207 H	George Mason	7	0				
												238 H	Dartmouth	10	0				
												241 N	Northern Colo.	7	0				
				LAST 10 GAMES															
				119 A	East Carolina	7	2	24 H	South Fla.	0	2								
				119 A	East Carolina	5	3	78 H	Wichita St.	1	2								
				189 A	Stetson	6	1	78 H	Wichita St.	3	6								
				24 H	South Fla.	0	3	78 H	Wichita St.	3	2								
				24 H	South Fla.	1	3	192 H	Jacksonville	3	2								

Non-Div. I Games:

UCF

Average RPI Win:		145	WON-LOST RECORD		WINNING PCT. RANK		LAST 10 GAMES		STRENGTH OF SCHEDULE		OPP. STRENGTH OF SCHEDULE		TEAM RPI		ADJ RPI		CONF. RPI		ADJ CONF. RPI					
DIV. I ONLY			30-15-0		.66667		49		8-2-0		79		77		49		.57021		48		9		10	
DIV. I NON-CONF.			18-12-0		.6		90		1-2-0		109		59		74		.54429		75		10		11	
TOTALS		RPI 1-25		RPI 26-50		W-L RECORDS		RPI 51-100		RPI 101-150		RPI 150+												
30-15-0		0-4-0		3-4-0		OVERALL		11-4-0		2-1-0		14-2-0												
16-2-0		0-1-0		2-1-0		HOME		0-0-0		1-0-0		13-0-0												
9-7-0		0-2-0		1-2-0		AWAY		7-1-0		0-0-0		1-2-0												
5-6-0		0-1-0		0-1-0		NEUTRAL		4-3-0		1-1-0		0-0-0												
18-12-0		0-4-0		1-3-0		NON-CONFERENCE		5-4-0		2-1-0		10-0-0												
11-1-0		0-1-0		0-0-0		HOME		0-0-0		1-0-0		10-0-0												
2-5-0		0-2-0		1-0-		AWAY		1-1-0		0-0-0		0-0-0												
5-6-0		0-1-0		0-1-0		NEUTRAL		4-3-0		1-1-0		0-0-0												
12-3-0		0-0-0		2-1-0		CONFERENCE		6-0-0		0-0-0		4-2-0												
5-1-0		0-0-0		2-1-0		HOME		0-0-0		0-0-0		3-0-0												
7-2-0		0-0-0		0-0-0		AWAY		6-0-0		0-0-0		1-2-0												
0-0-0		0-0-0		0-0-0		NEUTRAL		0-0-0		0-0-0		0-0-0												
RPI	S	Opponent		Score		RPI	S	Opponent		Score		RPI	S	Opponent		Score		RPI	S	Opponent		Score		
2	N	Washington		0	6	29	N	Notre Dame		1	4	53	N	Baylor		1	6	107	N	Ohio		0	1	
3	A	UCLA		3	4	38	A	North Carolina		2	3	67	A	FGCU		6	2	132	N	Boston U.		5	0	
10	H	Tennessee		0	1	41	A	Texas A&M		4	2	67	A	FGCU		4	2	133	H	Virginia		2	0	
13	A	James Madison		0	1	41	A	Texas A&M		0	1	67	A	FGCU		2	0	152	A	Kennesaw St.		11	3	
						49	H	Lipscomb		2	7	69	A	Long Beach St.		0	7	152	A	Kennesaw St.		4	5	
						49	H	Lipscomb		7	1	75	N	BYU		13	3	152	A	Kennesaw St.		2	3	
						49	H	Lipscomb		4	1	80	A	Duke		10	6	160	H	Bucknell		1	0	
												80	N	Duke		1	3	189	H	Stetson		6	0	
												82	N	Rutgers		2	1	189	H	Stetson		7	1	
												82	N	Rutgers		5	3	189	H	Stetson		5	3	
												85	N	McNeese		1	5	194	H	Pittsburgh		4	1	
												93	A	North Florida		5	1	197	H	Princeton		12	0	
												93	A	North Florida		3	1	226	H	Sacred Heart		5	0	
												93	A	North Florida		4	1	226	H	Sacred Heart		2	0	
												100	N	San Diego St.		8	0	248	H	Robert Morris		4	0	
																		255	H	Wright St.		10	2	
																		265	H	Cleveland St.		9	0	
																		271	H	Quinnipiac		4	0	
																		291	H	Delaware St.		20	0	
						LAST 10 GAMES																		
						10	H	Tennessee		0	1	160	H	Bucknell		1	0							
						152	A	Kennesaw St.		2	3	197	H	Princeton		12	0							
						226	H	Sacred Heart		2	0	189	H	Stetson		6	0							
						248	H	Robert Morris		4	0	93	A	North Florida		5	1							
						226	H	Sacred Heart		5	0	152	A	Kennesaw St.		11	3							

Non-Div. I Games:

Liberty

Average RPI Win: 152		WON-LOST RECORD		WINNING PCT. RANK		LAST 10 GAMES		STRENGTH OF SCHEDULE		OPP. STRENGTH OF SCHEDULE		TEAM RPI		ADJ RPI		CONF. RPI		ADJ CONF. RPI	
DIV. I ONLY		29-13-1		.68605 43		8-2-0		103		73		50		.56929 49		9		10	
DIV. I NON-CONF.		21-9-1		.69355 55		1-0-0		99		75		45		.56937 47		10		11	
TOTALS		RPI 1-25		RPI 26-50		W-L RECORDS		RPI 51-100		RPI 101-150		RPI 150+							
29-13-1		0-5-0		2-3-0		OVERALL		7-2-1		6-2-0		14-1-0							
10-4-0		0-1-0		0-0-0		HOME		4-1-0		2-1-0		4-1-0							
6-7-0		0-2-0		2-3-0		AWAY		1-1-0		0-1-0		3-0-0							
13-2-1		0-2-0		0-0-0		NEUTRAL		2-0-1		4-0-0		7-0-0							
21-9-1		0-5-0		1-1-0		NON-CONFERENCE		5-1-1		4-1-0		11-1-0							
6-2-0		0-1-0		0-0-0		HOME		2-0-0		0-0-0		4-1-0							
2-5-0		0-2-0		1-0-		AWAY		1-1-0		0-1-0		0-0-0							
13-2-1		0-2-0		0-0-0		NEUTRAL		2-0-1		4-0-0		7-0-0							
8-4-0		0-0-0		1-2-0		CONFERENCE		2-1-0		2-1-0		3-0-0							
4-2-0		0-0-0		0-0-0		HOME		2-1-0		2-1-0		0-0-0							
4-2-0		0-0-0		1-2-0		AWAY		0-0-0		0-0-0		3-0-0							
0-0-0		0-0-0		0-0-0		NEUTRAL		0-0-0		0-0-0		0-0-0							
RPI S	Opponent		Score		RPI S	Opponent		Score		RPI S	Opponent		Score		RPI S	Opponent		Score	
1 A	Florida St.		0	13	27 A	Virginia Tech		7	9	59 H	Western Ky.		9	7	121 A	South Alabama		5	8
1 A	Florida St.		2	14	33 A	Louisville		5	4	83 H	Miami (OH)		6	1	125 H	North Ala.		13	2
5 H	Texas		0	5	48 A	Liberty		7	2	84 N	Elon		5	4	125 H	North Ala.		4	5
23 N	Tulsa		3	4	48 A	Liberty		1	4	84 N	Elon		8	8	125 H	North Ala.		4	1
25 N	Arkansas		0	5	48 A	Liberty		1	7	85 A	McNeese		6	1	131 N	Samford		7	0
										85 A	McNeese		3	4	131 N	Samford		8	0
										92 N	Appalachian St.		1	0	146 N	UIC		2	1
										93 H	North Florida		6	8	146 N	UIC		7	3
										93 H	North Florida		3	1	151 N	Campbell		8	0
										93 H	North Florida		13	0	173 H	Valparaiso		1	2
															175 N	Mercer		9	1
															175 N	Mercer		6	5
															182 H	Tennessee Tech		8	3
															192 A	Jacksonville		4	3
															192 A	Jacksonville		3	1
															192 A	Jacksonville		2	1
															222 H	Eastern Ill.		3	2
															222 N	Eastern Ill.		5	3
															232 N	North Dakota		7	0
															251 N	Purdue Fort Wayne		6	0
															251 N	Purdue Fort Wayne		10	2
															254 H	Buffalo		3	2
															254 H	Buffalo		15	5
				LAST 10 GAMES															
				33 A	Louisville		5	4	146 N	UIC		2	1	254 H	Buffalo		15	5	
				254 H	Buffalo		3	2	93 H	North Florida		3	1						
				222 H	Eastern Ill.		3	2	48 A	Liberty		1	7						
				151 N	Campbell		8	0	125 H	North Ala.		4	5						
				192 A	Jacksonville		4	3	125 H	North Ala.		13	2						

Non-Div. I Games:

Lipscomb

Average RPI Win:	150	WON-LOST	WINNING	LAST 10	STRENGTH OF	OPP. STRENGTH	TEAM	ADJ	CONF.	ADJ CONF.	
Average RPI Loss:	80	RECORD	PCT. RANK	GAMES	SCHEDULE	OF SCHEDULE	RPI	RPI	RPI	RPI	
DIV. I ONLY	27-14-0	.65854	56	5-5-0	56	149	48	.56892	50	7	7
DIV. I NON-CONF.	20-9-0	.68966	56	0	153	211	73	.54253	78	7	7
<hr/>											
TOTALS	RPI 1-25	RPI 26-50		W-L RECORDS		RPI 51-100		RPI 101-150		RPI 150+	
27-14-0	0-0-0	4-2-0		OVERALL		4-10-0		6-2-0		13-0-0	
18-4-0	0-0-0	4-2-0		HOME		0-1-0		4-1-0		10-0-0	
5-3-0	0-0-0	0-0-0		AWAY		3-3-0		1-0-0		1-0-0	
4-7-0	0-0-0	0-0-0		NEUTRAL		1-6-0		1-1-0		2-0-0	
<hr/>											
20-9-0	0-0-0	0-0-0		NON-CONFERENCE		1-7-0		6-2-0		13-0-0	
14-2-0	0-0-0	0-0-0		HOME		0-1-0		4-1-0		10-0-0	
2-0-0	0-0-0	0-0-		AWAY		0-0-0		1-0-0		1-0-0	
4-7-0	0-0-0	0-0-0		NEUTRAL		1-6-0		1-1-0		2-0-0	
<hr/>											
7-5-0	0-0-0	4-2-0		CONFERENCE		3-3-0		0-0-0		0-0-0	
4-2-0	0-0-0	4-2-0		HOME		0-0-0		0-0-0		0-0-0	
3-3-0	0-0-0	0-0-0		AWAY		3-3-0		0-0-0		0-0-0	
0-0-0	0-0-0	0-0-0		NEUTRAL		0-0-0		0-0-0		0-0-0	
<hr/>											
RPI	S	Opponent	Score	RPI	S	Opponent	Score	RPI	S	Opponent	Score
				28	H	Boise St.	5 4	52	N	Southern Ill.	1 6
				28	H	Boise St.	6 5	56	A	Fresno St.	3 4
				28	H	Boise St.	5 3	56	A	Fresno St.	4 2
				31	H	Colorado St.	2 5	56	A	Fresno St.	3 2
				31	H	Colorado St.	1 2	69	N	Long Beach St.	0 5
				31	H	Colorado St.	3 2	70	N	Texas St.	3 12
								73	N	Bradley	6 14
								75	N	BYU	2 1
								86	H	UC Davis	5 6
								88	N	Nicholls St.	2 4
								88	N	Nicholls St.	2 3
								100	A	San Diego St.	0 3
								100	A	San Diego St.	2 3
								100	A	San Diego St.	6 2

Non-Div. I Games:

San Jose St.

Average RPI Win: 126		WON-LOST RECORD		WINNING PCT. RANK		LAST 10 GAMES		STRENGTH OF SCHEDULE		OPP. STRENGTH OF SCHEDULE		TEAM RPI		ADJ RPI		CONF. RPI		ADJ CONF. RPI	
DIV. I ONLY		23-18-0		.56098 113		6-4-0		36		42		51		.56748 51		3		3	
DIV. I NON-CONF.		22-10-0		.6875 57		5-0-0		104		72		48		.56811 49		3		3	
TOTALS		RPI 1-25		RPI 26-50		W-L RECORDS		RPI 51-100		RPI 101-150		RPI 150+							
23-18-0		1-10-0		1-1-0		OVERALL		8-3-0		4-1-0		9-3-0							
5-5-0		1-5-0		0-0-0		HOME		3-0-0		1-0-0		0-0-0							
4-7-0		0-5-0		0-1-0		AWAY		1-1-0		0-0-0		3-0-0							
14-6-0		0-0-0		1-0-0		NEUTRAL		4-2-0		3-1-0		6-3-0							
22-10-0		0-2-0		1-1-0		NON-CONFERENCE		8-3-0		4-1-0		9-3-0							
4-0-0		0-0-0		0-0-0		HOME		3-0-0		1-0-0		0-0-0							
4-4-0		0-2-0		0-0-		AWAY		1-1-0		0-0-0		3-0-0							
14-6-0		0-0-0		1-0-0		NEUTRAL		4-2-0		3-1-0		6-3-0							
1-8-0		1-8-0		0-0-0		CONFERENCE		0-0-0		0-0-0		0-0-0							
1-5-0		1-5-0		0-0-0		HOME		0-0-0		0-0-0		0-0-0							
0-3-0		0-3-0		0-0-0		AWAY		0-0-0		0-0-0		0-0-0							
0-0-0		0-0-0		0-0-0		NEUTRAL		0-0-0		0-0-0		0-0-0							
RPI S	Opponent	Score		RPI S	Opponent	Score		RPI S	Opponent	Score		RPI S	Opponent	Score					
1 A	Florida St.	0	1	26 A	Stanford	1	2	62 A	Grand Canyon	0	2	106 N	Utah	7	4				
1 A	Florida St.	0	5	31 N	Colorado St.	6	5	69 N	Long Beach St.	2	1	132 N	Boston U.	1	0				
5 A	Texas	0	11					74 N	UNC Greensboro	4	2	141 N	UNCW	2	3				
5 A	Texas	1	6					74 N	UNC Greensboro	4	8	150 H	South Dakota	9	1				
5 A	Texas	2	7					77 N	DePaul	6	4	150 N	South Dakota	2	1				
17 H	Oklahoma St.	3	6					79 H	Georgia Tech	5	2	156 N	Utah St.	1	10				
17 H	Oklahoma St.	3	12					79 H	Georgia Tech	7	2	156 N	Utah St.	9	0				
17 H	Oklahoma St.	5	12					79 H	Georgia Tech	6	3	165 N	Harvard	7	5				
18 H	Texas Tech	4	8					81 N	Marshall	1	0	166 N	Radford	2	1				
18 H	Texas Tech	6	5					90 A	Iowa	2	0	168 A	Cal Poly	4	2				
18 H	Texas Tech	3	8					92 N	Appalachian St.	1	2	168 A	Cal Poly	6	3				
												168 A	Cal Poly	8	2				
												169 N	Col. of Charleston	3	4				
												215 N	Portland St.	3	2				
												238 N	Dartmouth	12	0				
												241 N	Northern Colo.	6	7				
												241 N	Northern Colo.	7	3				
				LAST 10 GAMES															
				90 A	Iowa	2	0	79 H	Georgia Tech	6	3								
				79 H	Georgia Tech	7	2	79 H	Georgia Tech	5	2								
				17 H	Oklahoma St.	5	12	150 H	South Dakota	9	1								
				17 H	Oklahoma St.	3	6	18 H	Texas Tech	4	8								
				17 H	Oklahoma St.	3	12	18 H	Texas Tech	6	5								

Non-Div. I Games:

Iowa St.

Average RPI Win:	160	WON-LOST RECORD	WINNING PCT. RANK	LAST 10 GAMES	STRENGTH OF SCHEDULE	OPP. STRENGTH OF SCHEDULE	TEAM RPI	ADJ RPI	CONF. RPI	ADJ CONF. RPI		
DIV. I ONLY		26-10-0	.72222	33	9-1-0	139	101	55	.56636	52	11	11
DIV. I NON-CONF.		15-6-0	.71429	47	3-0-0	127	143	52	.56542	51	9	9
<hr/>												
TOTALS	RPI 1-25	RPI 26-50		W-L RECORDS		RPI 51-100		RPI 101-150		RPI 150+		
26-10-0	1-3-0	3-0-0		OVERALL		2-4-0		4-1-0		16-2-0		
14-6-0	1-2-0	0-0-0		HOME		1-2-0		3-1-0		9-1-0		
4-2-0	0-0-0	0-0-0		AWAY		0-1-0		0-0-0		4-1-0		
8-2-0	0-1-0	3-0-0		NEUTRAL		1-1-0		1-0-0		3-0-0		
15-6-0	0-1-0	3-0-0		NON-CONFERENCE		1-2-0		4-1-0		7-2-0		
6-3-0	0-0-0	0-0-0		HOME		0-1-0		3-1-0		3-1-0		
1-1-0	0-0-0	0-0-		AWAY		0-0-0		0-0-0		1-1-0		
8-2-0	0-1-0	3-0-0		NEUTRAL		1-1-0		1-0-0		3-0-0		
11-4-0	1-2-0	0-0-0		CONFERENCE		1-2-0		0-0-0		9-0-0		
8-3-0	1-2-0	0-0-0		HOME		1-1-0		0-0-0		6-0-0		
3-1-0	0-0-0	0-0-0		AWAY		0-1-0		0-0-0		3-0-0		
0-0-0	0-0-0	0-0-0		NEUTRAL		0-0-0		0-0-0		0-0-0		
RPI	S	Opponent	Score	RPI	S	Opponent	Score	RPI	S	Opponent	Score	
20	N	Kentucky	5 6	30	N	Mississippi St.	4 1	54	A	Missouri St.	1 2	
22	H	Drake	4 6	45	N	North Dakota St.	10 9	54	H	Missouri St.	11 2	
22	H	Drake	1 0	50	N	San Jose St.	6 1	54	H	Missouri St.	3 5	
22	H	Drake	0 6					83	H	Miami (OH)	5 7	
								88	N	Nicholls St.	0 9	
								88	N	Nicholls St.	7 6	
								107	H	Ohio	3 0	
								107	H	Ohio	2 1	
								117	H	Murray St.	3 5	
								117	H	Murray St.	4 0	
								128	N	Sacramento St.	6 1	
								158	A	Southeastern La.	3 4	
								173	H	Valparaiso	20 1	
								173	H	Valparaiso	5 4	
								173	H	Valparaiso	5 3	
								180	H	UT Martin	11 2	
								186	H	Creighton	1 0	
								186	H	Creighton	1 2	
								200	A	Indiana St.	5 0	
								200	A	Indiana St.	10 4	
								200	A	Indiana St.	5 1	
								221	H	Butler	16 0	
								230	A	Saint Louis	6 0	
								230	N	Saint Louis	10 0	
								241	N	Northern Colo.	6 0	
								244	H	Evansville	6 3	
								244	H	Evansville	2 1	
								244	H	Evansville	2 0	
								282	N	Mississippi Val.	15 3	
<hr/>												
				LAST 10 GAMES								
244 H Evansville				6	3	244 H Evansville				2	0	
117 H Murray St.				4	0	173 H Valparaiso				5	4	
117 H Murray St.				3	5	54 H Missouri St.				11	2	
107 H Ohio				2	1	22 H Drake				4	6	
200 A Indiana St.				10	4	200 A Indiana St.				5	1	

Average RPI Win: 87		WON-LOST RECORD		WINNING PCT. RANK		LAST 10 GAMES		STRENGTH OF SCHEDULE		OPP. STRENGTH OF SCHEDULE		TEAM RPI		ADJ RPI		CONF. RPI		ADJ CONF. RPI					
DIV. I ONLY		15-24-0		.38462 210		1-9-0		4		33		61		.56556 53		3		3					
DIV. I NON-CONF.		13-13-0		.5 132		0-1-0		16		43		50		.57451 45		3		3					
TOTALS		RPI 1-25		RPI 26-50		W-L RECORDS		RPI 51-100		RPI 101-150		RPI 150+											
15-24-0		3-12-0		2-3-0		OVERALL		5-6-0		4-2-0		1-1-0											
6-15-0		2-7-0		0-2-0		HOME		2-5-0		2-0-0		0-1-0											
5-6-0		0-4-0		0-0-0		AWAY		3-0-0		2-2-0		0-0-0											
4-3-0		1-1-0		2-1-0		NEUTRAL		0-1-0		0-0-0		1-0-0											
13-13-0		2-3-0		2-3-0		NON-CONFERENCE		5-6-0		3-0-0		1-1-0											
5-9-0		1-1-0		0-2-0		HOME		2-5-0		2-0-0		0-1-0											
4-1-0		0-1-0		0-0-		AWAY		3-0-0		1-0-0		0-0-0											
4-3-0		1-1-0		2-1-0		NEUTRAL		0-1-0		0-0-0		1-0-0											
2-11-0		1-9-0		0-0-0		CONFERENCE		0-0-0		1-2-0		0-0-0											
1-6-0		1-6-0		0-0-0		HOME		0-0-0		0-0-0		0-0-0											
1-5-0		0-3-0		0-0-0		AWAY		0-0-0		1-2-0		0-0-0											
0-0-0		0-0-0		0-0-0		NEUTRAL		0-0-0		0-0-0		0-0-0											
RPI	S	Opponent		Score		RPI	S	Opponent		Score		RPI	S	Opponent		Score							
2	N	Washington		2	8	29	N	Notre Dame		1	14	60	H	North Texas		5	2	108	H	Southern Miss.		3	1
4	A	Oklahoma		0	16	38	N	North Carolina		10	9	70	A	Texas St.		4	1	108	H	Southern Miss.		4	3
4	A	Oklahoma		0	8	42	H	Houston		1	6	71	H	Kent St.		0	1	136	A	UTSA		4	1
4	A	Oklahoma		5	7	42	H	Houston		0	2	71	H	Kent St.		5	6	147	A	Kansas		3	2
5	H	Texas		0	2	48	N	Liberty		6	1	75	N	BYU		3	4	147	A	Kansas		8	9
17	H	Oklahoma St.		2	1							76	H	Sam Houston St.		7	0	147	A	Kansas		1	7
17	H	Oklahoma St.		2	21							85	A	McNeese		5	2	211	H	Central Ark.		5	8
17	H	Oklahoma St.		1	9							85	A	McNeese		7	2	280	N	Southern Utah		5	1
18	H	Texas Tech		2	6							89	H	UT Arlington		2	10						
18	H	Texas Tech		2	11							89	H	UT Arlington		2	5						
18	H	Texas Tech		6	11							95	H	SFA		1	4						
19	A	Louisiana		1	4																		
19	H	Louisiana		4	3																		
19	H	Louisiana		2	5																		
21	N	South Carolina		4	1																		
LAST 10 GAMES																							
		71 H Kent St.		5	6			42 H Houston		1	6												
		71 H Kent St.		0	1			18 H Texas Tech		6	11												
		108 H Southern Miss.		4	3			18 H Texas Tech		2	11												
		89 H UT Arlington		2	10			18 H Texas Tech		2	6												
		89 H UT Arlington		2	5			4 A Oklahoma		0	16												

Non-Div. I Games:

Baylor

Average RPI Win: 149		WON-LOST RECORD		WINNING PCT. RANK		LAST 10 GAMES		STRENGTH OF SCHEDULE		OPP. STRENGTH OF SCHEDULE		TEAM RPI		ADJ RPI		CONF. RPI		ADJ CONF. RPI					
DIV. I ONLY		26-14-0		.65		59		7-3-0		87		94		57		.5644		54		11		11	
DIV. I NON-CONF.		15-9-0		.625		82		1-1-0		113		93		71		.55011		67		9		9	
TOTALS		RPI 1-25		RPI 26-50		W-L RECORDS		RPI 51-100		RPI 101-150		RPI 150+											
26-14-0		2-4-0		0-0-0		OVERALL		5-5-0		7-4-0		12-1-0											
7-3-0		1-1-0		0-0-0		HOME		1-0-0		4-2-0		1-0-0											
9-6-0		0-2-0		0-0-0		AWAY		3-3-0		3-0-0		3-1-0											
10-5-0		1-1-0		0-0-0		NEUTRAL		1-2-0		0-2-0		8-0-0											
15-9-0		2-4-0		0-0-0		NON-CONFERENCE		1-3-0		1-2-0		11-0-0											
2-1-0		1-1-0		0-0-0		HOME		0-0-0		0-0-0		1-0-0											
3-3-0		0-2-0		0-0-		AWAY		0-1-0		1-0-0		2-0-0											
10-5-0		1-1-0		0-0-0		NEUTRAL		1-2-0		0-2-0		8-0-0											
11-5-0		0-0-0		0-0-0		CONFERENCE		4-2-0		6-2-0		1-1-0											
5-2-0		0-0-0		0-0-0		HOME		1-0-0		4-2-0		0-0-0											
6-3-0		0-0-0		0-0-0		AWAY		3-2-0		2-0-0		1-1-0											
0-0-0		0-0-0		0-0-0		NEUTRAL		0-0-0		0-0-0		0-0-0											
RPI	S	Opponent		Score		RPI	S	Opponent		Score		RPI	S	Opponent		Score							
9	N	Minnesota		0 7				52	A	Southern Ill.		2 11		109	H	UNI		3 2					
11	A	Alabama		1 11				52	A	Southern Ill.		5 3		109	H	UNI		0 2					
11	A	Alabama		5 7				52	H	Southern Ill.		2 1		109	H	UNI		3 6					
16	N	Auburn		4 3				58	A	Southeast Mo. St.		2 5		121	A	South Alabama		4 0					
23	H	Tulsa		3 2				58	N	Southeast Mo. St.		7 4		127	A	Illinois St.		9 5					
25	H	Arkansas		1 2				59	N	Western Ky.		0 8		127	A	Illinois St.		6 2					
								63	N	Louisiana Tech		4 8		136	N	UTSA		1 2					
								73	A	Bradley		0 2		144	H	Loyola Chicago		1 0					
								73	A	Bradley		4 3		144	H	Loyola Chicago		5 3					
								73	A	Bradley		3 2		144	H	Loyola Chicago		2 1					
													148	N	SIUE		1 3						
													158	A	Southeastern La.		5 3						
													170	N	Florida A&M		7 4						
													173	A	Valparaiso		6 0						
													173	A	Valparaiso		2 5						
													210	N	La.-Monroe		11 2						
													210	N	La.-Monroe		4 3						
													210	N	La.-Monroe		4 1						
													211	A	Central Ark.		6 4						
													216	N	Prairie View		6 2						
													229	N	A&M-Corpus Christi		4 1						
													230	H	Saint Louis		6 0						
													290	N	Coppin St.		13 0						
													292	N	Ark.-Pine Bluff		11 2						
LAST 10 GAMES																							
				292	N	Ark.-Pine Bluff		11 2		52	A	Southern Ill.		2 11		290	N	Coppin St.		13 0			
				127	A	Illinois St.		6 2		144	H	Loyola Chicago		1 0		292	N	Ark.-Pine Bluff		11 2			
				173	A	Valparaiso		2 5		127	A	Illinois St.		9 5									
				73	A	Bradley		3 2		23	H	Tulsa		3 2									
				109	H	UNI		3 6		52	H	Southern Ill.		2 1									

Non-Div. I Games:

Missouri St.

Average RPI Win:	160	WON-LOST RECORD	WINNING PCT. RANK	LAST 10 GAMES	STRENGTH OF SCHEDULE	OPP. STRENGTH OF SCHEDULE	TEAM RPI	ADJ RPI	CONF. RPI	ADJ CONF. RPI		
DIV. I ONLY		32-14-0	.69565	40	9-1-0	116	79	52	.56353	55	8	8
DIV. I NON-CONF.		18-9-0	.66667	63	1-0-0	78	82	47	.56489	52	8	8
<hr/>												
TOTALS	RPI 1-25	RPI 26-50		W-L RECORDS		RPI 51-100		RPI 101-150		RPI 150+		
32-14-0	0-8-0	0-2-0		OVERALL		8-1-0		8-2-0		16-1-0		
13-5-0	0-2-0	0-0-0		HOME		5-1-0		2-1-0		6-1-0		
8-6-0	0-5-0	0-0-0		AWAY		3-0-0		3-1-0		2-0-0		
11-3-0	0-1-0	0-2-0		NEUTRAL		0-0-0		3-0-0		8-0-0		
18-9-0	0-5-0	0-2-0		NON-CONFERENCE		2-1-0		5-1-0		11-0-0		
5-4-0	0-2-0	0-0-0		HOME		2-1-0		2-1-0		1-0-0		
2-2-0	0-2-0	0-0-		AWAY		0-0-0		0-0-0		2-0-0		
11-3-0	0-1-0	0-2-0		NEUTRAL		0-0-0		3-0-0		8-0-0		
14-5-0	0-3-0	0-0-0		CONFERENCE		6-0-0		3-1-0		5-1-0		
8-1-0	0-0-0	0-0-0		HOME		3-0-0		0-0-0		5-1-0		
6-4-0	0-3-0	0-0-0		AWAY		3-0-0		3-1-0		0-0-0		
0-0-0	0-0-0	0-0-0		NEUTRAL		0-0-0		0-0-0		0-0-0		
RPI	S	Opponent	Score	RPI	S	Opponent	Score	RPI	S	Opponent	Score	
6	A	LSU	0 11	36	N	Missouri	0 6	79	H	Georgia Tech	1 5	
11	H	Alabama	1 7	45	N	North Dakota St.	2 3	89	H	UT Arlington	2 0	
11	H	Alabama	0 8					89	H	UT Arlington	2 1	
16	A	Auburn	1 3					89	H	UT Arlington	7 4	
19	A	Louisiana	0 8					91	H	Maryland	4 3	
19	A	Louisiana	1 9					91	H	Maryland	10 1	
19	A	Louisiana	0 8					94	A	Coastal Caro.	5 3	
21	N	South Carolina	2 10					94	A	Coastal Caro.	11 3	
								94	A	Coastal Caro.	10 4	

Non-Div. I Games:

Troy

Average RPI Win:		162	WON-LOST RECORD		WINNING PCT. RANK		LAST 10 GAMES		STRENGTH OF SCHEDULE		OPP. STRENGTH OF SCHEDULE		TEAM RPI		ADJ RPI		CONF. RPI		ADJ CONF. RPI				
DIV. I ONLY			27-14-0		.65854 56		7-3-0		89		99		54		.56297 56		7 7						
DIV. I NON-CONF.			22-7-0		.75862 32		3-1-0		216		111		65		.55171 66		7 7						
TOTALS		RPI 1-25		RPI 26-50		W-L RECORDS		RPI 51-100		RPI 101-150		RPI 150+											
27-14-0		0-3-0		3-7-0		OVERALL		3-0-0		6-3-0		15-1-0											
17-4-0		0-0-0		1-2-0		HOME		0-0-0		4-2-0		12-0-0											
3-7-0		0-1-0		2-4-0		AWAY		1-0-0		0-1-0		0-1-0											
7-3-0		0-2-0		0-1-0		NEUTRAL		2-0-0		2-0-0		3-0-0											
22-7-0		0-3-0		0-1-0		NON-CONFERENCE		3-0-0		4-2-0		15-1-0											
14-1-0		0-0-0		0-0-0		HOME		0-0-0		2-1-0		12-0-0											
1-3-0		0-1-0		0-0-		AWAY		1-0-0		0-1-0		0-1-0											
7-3-0		0-2-0		0-1-0		NEUTRAL		2-0-0		2-0-0		3-0-0											
5-7-0		0-0-0		3-6-0		CONFERENCE		0-0-0		2-1-0		0-0-0											
3-3-0		0-0-0		1-2-0		HOME		0-0-0		2-1-0		0-0-0											
2-4-0		0-0-0		2-4-0		AWAY		0-0-0		0-0-0		0-0-0											
0-0-0		0-0-0		0-0-0		NEUTRAL		0-0-0		0-0-0		0-0-0											
RPI	S	Opponent		Score		RPI	S	Opponent		Score		RPI	S	Opponent		Score		RPI	S	Opponent		Score	
3	A	UCLA		0	8	31	A	Colorado St.		4	12	68	N	Loyola Marymount		4	1	118	A	Hawaii		6	7
3	N	UCLA		2	8	31	A	Colorado St.		5	11	69	A	Long Beach St.		6	3	124	H	CSUN		2	0
10	N	Tennessee		2	4	31	A	Colorado St.		4	8	89	N	UT Arlington		5	4	128	H	Sacramento St.		0	3
						37	A	UNLV		4	0							128	H	Sacramento St.		4	0
						37	A	UNLV		0	7							135	N	UC Riverside		12	0
						37	A	UNLV		5	3							136	N	UTSA		10	1
						46	N	Oregon St.		0	5							139	H	Nevada		1	5
						50	H	San Jose St.		4	3							139	H	Nevada		10	2
						50	H	San Jose St.		2	4							139	H	Nevada		6	0
						50	H	San Jose St.		2	3							168	N	Cal Poly		8	0
																		191	H	San Diego		5	0
																		191	H	San Diego		14	0
																		196	A	California Baptist		0	8
																		196	H	California Baptist		6	4
																		199	H	Pacific		6	2
																		201	H	Montana		6	0
																		201	H	Montana		8	0
																		206	H	UC Santa Barbara		6	2
																		206	H	UC Santa Barbara		3	1
																		219	N	Georgia St.		10	1
																		232	H	North Dakota		5	3
																		239	H	CSU Bakersfield		5	3
																		242	N	Saint Mary's (CA)		4	3
																		261	H	Santa Clara		12	4
																		261	H	Santa Clara		6	0
LAST 10 GAMES																							
						206	H	UC Santa Barbara		3	1	128	H	Sacramento St.		0	3						
						128	H	Sacramento St.		4	0	37	A	UNLV		5	3						
						139	H	Nevada		1	5	37	A	UNLV		4	0						
						139	H	Nevada		6	0	37	A	UNLV		0	7						
						139	H	Nevada		10	2	239	H	CSU Bakersfield		5	3						

Non-Div. I Games:

Fresno St.

Average RPI Win: 158		WON-LOST RECORD		WINNING PCT. RANK		LAST 10 GAMES		STRENGTH OF SCHEDULE		OPP. STRENGTH OF SCHEDULE		TEAM RPI		ADJ RPI		CONF. RPI		ADJ CONF. RPI	
DIV. I ONLY		28-14-0		.66667 49		7-3-0		83		111		53		.56274 57		18		18	
DIV. I NON-CONF.		14-12-0		.53846 121		1-2-0		85		76		97		.53069 100		21		22	
TOTALS		RPI 1-25		RPI 26-50		W-L RECORDS		RPI 51-100		RPI 101-150		RPI 150+							
28-14-0		0-4-0		0-1-0		OVERALL		5-5-0		4-1-0		19-3-0							
13-4-0		0-2-0		0-0-0		HOME		4-0-0		2-1-0		7-1-0							
7-9-0		0-2-0		0-1-0		AWAY		1-4-0		0-0-0		6-2-0							
8-1-0		0-0-0		0-0-0		NEUTRAL		0-1-0		2-0-0		6-0-0							
14-12-0		0-4-0		0-1-0		NON-CONFERENCE		2-5-0		4-1-0		8-1-0							
5-3-0		0-2-0		0-0-0		HOME		1-0-0		2-1-0		2-0-0							
1-8-0		0-2-0		0-0-		AWAY		1-4-0		0-0-0		0-1-0							
8-1-0		0-0-0		0-0-0		NEUTRAL		0-1-0		2-0-0		6-0-0							
14-2-0		0-0-0		0-0-0		CONFERENCE		3-0-0		0-0-0		11-2-0							
8-1-0		0-0-0		0-0-0		HOME		3-0-0		0-0-0		5-1-0							
6-1-0		0-0-0		0-0-0		AWAY		0-0-0		0-0-0		6-1-0							
0-0-0		0-0-0		0-0-0		NEUTRAL		0-0-0		0-0-0		0-0-0							
RPI S	Opponent		Score		RPI S	Opponent		Score		RPI S	Opponent		Score		RPI S	Opponent		Score	
5 A	Texas		0	8	41 A	Texas A&M		1	4	64 H	USC Upstate		6	5	104 N	Eastern Ky.		6	2
5 A	Texas		1	9						64 H	USC Upstate		2	1	104 N	Eastern Ky.		10	1
13 H	James Madison		1	14						64 H	USC Upstate		9	5	119 H	East Carolina		3	2
13 H	James Madison		2	10						74 A	UNC Greensboro		3	4	119 H	East Carolina		7	8
										74 A	UNC Greensboro		2	0	133 H	Virginia		11	6
										80 A	Duke		1	4	151 H	Campbell		4	2
										80 A	Duke		3	6	151 H	Campbell		6	5
										81 H	Marshall		13	1	151 H	Campbell		11	10
										84 A	Elon		2	5	154 N	Lamar University		9	1
										92 N	Appalachian St.		3	6	154 N	Lamar University		6	3
															159 A	Winthrop		6	4
															159 A	Winthrop		1	3
															159 A	Winthrop		4	2
															166 A	Radford		4	0
															176 A	Gardner-Webb		6	3
															176 A	Gardner-Webb		5	4
															176 A	Gardner-Webb		5	4
															195 H	Charleston So.		6	2
															195 H	Charleston So.		4	3
															195 H	Charleston So.		2	3
															229 A	A&M-Corpus Christi		4	6
															229 N	A&M-Corpus Christi		9	0
															237 H	Norfolk St.		6	4
															248 H	Robert Morris		4	1
															248 N	Robert Morris		2	0
															248 N	Northern Ky.		6	1
															250 N	Iona		10	1
LAST 10 GAMES																			

Average RPI Win: 177		WON-LOST RECORD		WINNING PCT. RANK		LAST 10 GAMES		STRENGTH OF SCHEDULE		OPP. STRENGTH OF SCHEDULE		TEAM RPI		ADJ RPI		CONF. RPI		ADJ CONF. RPI					
DIV. I ONLY		31-10-0		.7561		26		7-3-0		170		137		58		.56111		58		15		16	
DIV. I NON-CONF.		22-7-0		.75862		32		0		206		145		64		.55377		63		16		16	
TOTALS		RPI 1-25		RPI 26-50		W-L RECORDS		RPI 51-100		RPI 101-150		RPI 150+											
31-10-0		1-4-0		0-0-0		OVERALL		1-3-0		11-3-0		18-0-0											
4-1-0		0-0-0		0-0-0		HOME		1-0-0		3-1-0		0-0-0											
12-4-0		1-1-0		0-0-0		AWAY		0-1-0		6-2-0		5-0-0											
15-5-0		0-3-0		0-0-0		NEUTRAL		0-2-0		2-0-0		13-0-0											
22-7-0		1-4-0		0-0-0		NON-CONFERENCE		1-3-0		6-0-0		14-0-0											
1-0-0		0-0-0		0-0-0		HOME		1-0-0		0-0-0		0-0-0											
6-2-0		1-1-0		0-0-		AWAY		0-1-0		4-0-0		1-0-0											
15-5-0		0-3-0		0-0-0		NEUTRAL		0-2-0		2-0-0		13-0-0											
9-3-0		0-0-0		0-0-0		CONFERENCE		0-0-0		5-3-0		4-0-0											
3-1-0		0-0-0		0-0-0		HOME		0-0-0		3-1-0		0-0-0											
6-2-0		0-0-0		0-0-0		AWAY		0-0-0		2-2-0		4-0-0											
0-0-0		0-0-0		0-0-0		NEUTRAL		0-0-0		0-0-0		0-0-0											
RPI	S	Opponent		Score		RPI	S	Opponent		Score		RPI	S	Opponent		Score							
22	N	Drake		2	6					54	H	Missouri St.	5	2	101	H	Austin Peay	9	0				
22	N	Drake		1	6					54	N	Missouri St.	4	7	101	H	Austin Peay	2	5				
22	N	Drake		5	7					63	A	Louisiana Tech	3	11	104	H	Eastern Ky.	9	7				
25	A	Arkansas		1	7					78	N	Wichita St.	0	8	104	H	Eastern Ky.	4	1				
25	A	Arkansas		6	1										109	A	UNI	5	1				
															109	A	UNI	16	0				
															111	N	South Dakota St.	7	3				
															120	A	Belmont	0	7				
															120	A	Belmont	3	2				
															130	N	Northern Ill.	14	4				
															147	A	Kansas	2	0				
															147	A	Kansas	2	1				
															148	A	SIUE	14	1				
															148	A	SIUE	3	4				
															178	N	Toledo	7	5				
															180	A	UT Martin	6	0				
															180	A	UT Martin	1	0				
															202	N	UMKC	8	2				
															202	N	UMKC	8	2				
															204	A	Tennessee St.	11	1				
															204	A	Tennessee St.	8	0				
															210	N	La.-Monroe	8	0				
															211	A	Central Ark.	11	7				
															225	N	Detroit Mercy	9	0				
															235	N	Abilene Christian	10	2				
															243	N	Maine	6	2				
															245	N	IUPUI	5	3				
				LAST 10 GAMES																			
				180	A	UT Martin	6	0				101	H	Austin Peay	9	0							
				147	A	Kansas	2	1				204	A	Tennessee St.	11	1							
				290	N	Coppin St.	11	5				148	A	SIUE	3	4							
				104	H	Eastern Ky.	9	7				101	H	Austin Peay	2	5							
				120	A	Belmont	0	7				180	A	UT Martin	1	0							

Non-Div. I Games:

Southeast Mo. St.

RPI	S	Opponent	Score	
263	N	Omaha	9	4
263	N	Omaha	3	1
270	N	Fairleigh Dickinson	8	0
282	N	Mississippi Val.	7	0
290	N	Coppin St.	11	5

Southeast Mo. St.
.
S
t
.

S
o
u
t
h
e
a
s
t
M
o
.
S
t
.

Average RPI Win:	153	WON-LOST RECORD	WINNING PCT. RANK	LAST 10 GAMES	STRENGTH OF SCHEDULE	OPP. STRENGTH OF SCHEDULE	TEAM RPI	ADJ RPI	CONF. RPI	ADJ CONF. RPI		
DIV. I ONLY		29-9-0	.76316	24	6-4-0	182	81	56	.56065	59	10	9
DIV. I NON-CONF.		17-6-0	.73913	38	0-1-0	251	108	94	.53414	93	11	10
<hr/>												
TOTALS	RPI 1-25	RPI 26-50		W-L RECORDS		RPI 51-100		RPI 101-150		RPI 150+		
29-9-0	1-1-0	0-2-0		OVERALL		10-3-0		3-0-0		15-3-0		
14-3-0	0-0-0	0-1-0		HOME		5-1-0		0-0-0		9-1-0		
7-4-0	1-0-0	0-1-0		AWAY		4-2-0		2-0-0		0-1-0		
8-2-0	0-1-0	0-0-0		NEUTRAL		1-0-0		1-0-0		6-1-0		
<hr/>												
17-6-0	1-1-0	0-2-0		NON-CONFERENCE		1-0-0		3-0-0		12-3-0		
6-2-0	0-0-0	0-1-0		HOME		0-0-0		0-0-0		6-1-0		
3-2-0	1-0-0	0-0-		AWAY		0-0-0		2-0-0		0-1-0		
8-2-0	0-1-0	0-0-0		NEUTRAL		1-0-0		1-0-0		6-1-0		
<hr/>												
12-3-0	0-0-0	0-0-0		CONFERENCE		9-3-0		0-0-0		3-0-0		
8-1-0	0-0-0	0-0-0		HOME		5-1-0		0-0-0		3-0-0		
4-2-0	0-0-0	0-0-0		AWAY		4-2-0		0-0-0		0-0-0		
0-0-0	0-0-0	0-0-0		NEUTRAL		0-0-0		0-0-0		0-0-0		
<hr/>												
RPI S	Opponent	Score		RPI S	Opponent	Score		RPI S	Opponent	Score		
16 N	Auburn	0	8	33 H	Louisville	2	7	54 N	Missouri St.	8	0	
20 A	Kentucky	4	1	49 A	Lipscomb	7	9	60 H	North Texas	2	8	
								60 H	North Texas	3	1	
								60 H	North Texas	8	0	
								81 A	Marshall	7	1	
								81 A	Marshall	2	10	
								81 A	Marshall	7	8	
								98 H	Fla. Atlantic	2	0	
								98 H	Fla. Atlantic	10	3	
								98 H	Fla. Atlantic	10	2	
								99 A	FIU	4	0	
								99 A	FIU	6	2	
								99 A	FIU	5	4	
				LAST 10 GAMES								
				104 A	Eastern Ky.	6	5	265 H	Cleveland St.	10	3	
				255 N	Wright St.	1	2	221 H	Butler	3	0	
				152 A	Kennesaw St.	1	2	60 H	North Texas	3	1	
				131 A	Samford	8	1	98 H	Fla. Atlantic	2	0	
				265 H	Cleveland St.	8	0	81 A	Marshall	7	1	
<hr/>												

Non-Div. I Games:

Western Ky.

Average RPI Win:		144	WON-LOST RECORD		WINNING PCT. RANK		LAST 10 GAMES		STRENGTH OF SCHEDULE		OPP. STRENGTH OF SCHEDULE		TEAM RPI		ADJ RPI		CONF. RPI		ADJ CONF. RPI	
DIV. I ONLY			26-15-0		.63415 69		7-3-0		90		103		60		.55941 60		10		9	
DIV. I NON-CONF.			15-11-0		.57692 103		4-1-0		172		84		113		.52359 109		11		10	
TOTALS		RPI 1-25		RPI 26-50		W-L RECORDS		RPI 51-100		RPI 101-150		RPI 150+								
26-15-0		1-4-0		1-0-0		OVERALL		9-7-0		3-1-0		12-3-0								
11-1-0		0-0-0		0-0-0		HOME		0-0-0		3-1-0		8-0-0								
8-11-0		0-3-0		1-0-0		AWAY		7-5-0		0-0-0		0-3-0								
7-3-0		1-1-0		0-0-0		NEUTRAL		2-2-0		0-0-0		4-0-0								
15-11-0		1-4-0		1-0-0		NON-CONFERENCE		3-4-0		1-0-0		9-3-0								
6-0-0		0-0-0		0-0-0		HOME		0-0-0		1-0-0		5-0-0								
2-8-0		0-3-0		1-0-		AWAY		1-2-0		0-0-0		0-3-0								
7-3-0		1-1-0		0-0-0		NEUTRAL		2-2-0		0-0-0		4-0-0								
11-4-0		0-0-0		0-0-0		CONFERENCE		6-3-0		2-1-0		3-0-0								
5-1-0		0-0-0		0-0-0		HOME		0-0-0		2-1-0		3-0-0								
6-3-0		0-0-0		0-0-0		AWAY		6-3-0		0-0-0		0-0-0								
0-0-0		0-0-0		0-0-0		NEUTRAL		0-0-0		0-0-0		0-0-0								
RPI	S	Opponent		Score		RPI	S	Opponent		Score		RPI	S	Opponent		Score				
4	A	Oklahoma		0	8	41	A	Texas A&M		10	2	53	A	Baylor		2	5			
18	A	Texas Tech		1	6							59	A	Western Ky.		1	3			
18	A	Texas Tech		1	8							59	A	Western Ky.		8	2			
19	N	Louisiana		5	1							59	A	Western Ky.		0	8			
19	N	Louisiana		2	10							63	A	Louisiana Tech		2	4			
												63	A	Louisiana Tech		5	2			
												63	A	Louisiana Tech		10	9			
												71	N	Kent St.		9	0			
												71	N	Kent St.		0	6			
												76	A	Sam Houston St.		2	0			
												89	A	UT Arlington		10	13			
												89	N	UT Arlington		5	1			
												89	N	UT Arlington		7	12			
												99	A	FIU		3	0			
												99	A	FIU		7	0			
												99	A	FIU		13	4			
														242 H Saint Mary's (CA)		8	0			
														242 H Saint Mary's (CA)		9	2			
														242 H Saint Mary's (CA)		14	7			
														292 H Ark.-Pine Bluff		9	1			
LAST 10 GAMES						LAST 10 GAMES						LAST 10 GAMES								
						242	H	Saint Mary's (CA)		8	0	242	H	Saint Mary's (CA)		14	7			
						71	N	Kent St.		9	0	99	A	FIU		3	0			
						19	N	Louisiana		2	10	63	A	Louisiana Tech		2	4			
						59	A	Western Ky.		1	3	179	H	UTEP		5	1			
						108	H	Southern Miss.		4	3	59	A	Western Ky.		0	8			

Non-Div. I Games:

North Texas

Average RPI Win:		155	WON-LOST RECORD		WINNING PCT. RANK		LAST 10 GAMES		STRENGTH OF SCHEDULE		OPP. STRENGTH OF SCHEDULE		TEAM RPI		ADJ RPI		CONF. RPI		ADJ CONF. RPI	
DIV. I ONLY			27-15-0		.64286 63		7-3-0		125		43		62		.55784 61		13		12	
DIV. I NON-CONF.			20-13-0		.60606 88		0-1-0		53		58		51		.56558 50		12		12	
TOTALS		RPI 1-25		RPI 26-50		W-L RECORDS		RPI 51-100		RPI 101-150		RPI 150+								
27-15-0		1-6-0		1-2-0		OVERALL		5-4-0		5-2-0		15-1-0								
14-5-0		0-1-0		1-2-0		HOME		2-0-0		3-1-0		8-1-0								
7-5-0		0-2-0		0-0-0		AWAY		3-3-0		0-0-0		4-0-0								
6-5-0		1-3-0		0-0-0		NEUTRAL		0-1-0		2-1-0		3-0-0								
20-13-0		1-6-0		1-2-0		NON-CONFERENCE		3-3-0		3-1-0		12-1-0								
12-4-0		0-1-0		1-2-0		HOME		2-0-0		1-0-0		8-1-0								
2-4-0		0-2-0		0-0-		AWAY		1-2-0		0-0-0		1-0-0								
6-5-0		1-3-0		0-0-0		NEUTRAL		0-1-0		2-1-0		3-0-0								
7-2-0		0-0-0		0-0-0		CONFERENCE		2-1-0		2-1-0		3-0-0								
2-1-0		0-0-0		0-0-0		HOME		0-0-0		2-1-0		0-0-0								
5-1-0		0-0-0		0-0-0		AWAY		2-1-0		0-0-0		3-0-0								
0-0-0		0-0-0		0-0-0		NEUTRAL		0-0-0		0-0-0		0-0-0								
RPI	S	Opponent		Score		RPI	S	Opponent		Score		RPI	S	Opponent		Score				
2	H	Washington		0	2	33	H	Louisville		0	9	65	N	California		1	2			
2	N	Washington		0	1	34	H	Oregon		3	2	68	A	Loyola Marymount		0	3			
3	A	UCLA		1	5	42	H	Houston		0	1	68	A	Loyola Marymount		12	5			
4	N	Oklahoma		1	9							68	A	Loyola Marymount		3	4			
7	A	Arizona		0	6							69	A	Long Beach St.		9	6			
11	N	Alabama		2	7							69	A	Long Beach St.		0	1			
24	N	South Fla.		5	4							69	A	Long Beach St.		5	2			
												77	H	DePaul		5	1			
												100	H	San Diego St.		5	1			

Non-Div. I Games:

Cal St. Fullerton

Grand Canyon

Through Games Of April 14, 2019

Average RPI Win: 164		WON-LOST	WINNING	LAST 10	STRENGTH OF		OPP. STRENGTH	TEAM	ADJ		CONF.	ADJ CONF.
Average RPI Loss: 70		RECORD	PCT. RANK	GAMES	SCHEDULE		OF SCHEDULE	RPI	RPI		RPI	RPI
DIV. I ONLY		26-17-0	.60465	83	6-4-0		88	72	64		.55751	62
DIV. I NON-CONF.		18-16-0	.52941	128	0-3-0		43	29	60		.55915	59
TOTALS		RPI 1-25	RPI 26-50		W-L RECORDS		RPI 51-100		RPI 101-150		RPI 150+	
26-17-0		1-9-0	2-1-0		OVERALL		3-1-0		4-3-0		16-3-0	
21-9-0		1-5-0	2-1-0		HOME		2-0-0		3-2-0		13-1-0	
4-3-0		0-1-0	0-0-0		AWAY		1-1-0		1-0-0		2-1-0	
1-5-0		0-3-0	0-0-0		NEUTRAL		0-0-0		0-1-0		1-1-0	
18-16-0		1-9-0	2-1-0		NON-CONFERENCE		3-1-0		4-3-0		8-2-0	
15-9-0		1-5-0	2-1-0		HOME		2-0-0		3-2-0		7-1-0	
2-2-0		0-1-0	0-0-		AWAY		1-1-0		1-0-0		0-0-0	
1-5-0		0-3-0	0-0-0		NEUTRAL		0-0-0		0-1-0		1-1-0	
8-1-0		0-0-0	0-0-0		CONFERENCE		0-0-0		0-0-0		8-1-0	
6-0-0		0-0-0	0-0-0		HOME		0-0-0		0-0-0		6-0-0	
2-1-0		0-0-0	0-0-0		AWAY		0-0-0		0-0-0		2-1-0	
0-0-0		0-0-0	0-0-0		NEUTRAL		0-0-0		0-0-0		0-0-0	
RPI S	Opponent	Score	RPI S	Opponent	Score	RPI S	Opponent	Score	RPI S	Opponent	Score	
1 H	Florida St.	5 3	28 H	Boise St.	0 8	51 H	Iowa St.	2 0	106 H	Utah	8 6	
1 H	Florida St.	1 11	44 H	Ohio St.	4 3	96 A	Syracuse	2 3	113 H	Middle Tenn.	5 7	
4 A	Oklahoma	0 1	44 H	Ohio St.	8 7	100 A	San Diego St.	8 0	130 N	Northern Ill.	2 3	
4 H	Oklahoma	1 7				100 H	San Diego St.	9 0	137 A	Weber St.	2 0	
7 H	Arizona	0 2							137 H	Weber St.	2 0	
7 H	Arizona	1 8							150 H	South Dakota	3 0	
7 H	Arizona	0 6							150 H	South Dakota	1 4	
12 N	Northwestern	2 7							157 H	Michigan St.	7 2	
22 N	Drake	1 3							183 H	Lehigh	9 0	
23 N	Tulsa	0 8							183 H	Lehigh	5 0	
									187 H	Charlotte	4 3	
									187 H	Charlotte	5 6	
									196 A	California Baptist	5 0	
									196 A	California Baptist	3 2	
									196 A	California Baptist	1 10	
									206 N	UC Santa Barbara	1 4	
									206 N	UC Santa Barbara	3 1	
									209 H	Utah Valley	8 4	
									209 H	Utah Valley	2 0	
									209 H	Utah Valley	8 0	
									232 H	North Dakota	8 2	
									239 H	CSU Bakersfield	6 0	
									239 H	CSU Bakersfield	9 1	
									239 H	CSU Bakersfield	3 2	
									241 H	Northern Colo.	8 0	
									258 H	Yale	6 3	
LAST 10 GAMES			LAST 10 GAMES			LAST 10 GAMES			LAST 10 GAMES			
157 H	Michigan St.	7 2	209 H	Utah Valley	8 0	1 H	Florida St.	1 11	239 H	CSU Bakersfield	3 2	
7 H	Arizona	0 2	187 H	Charlotte	5 6	7 H	Arizona	1 8	241 H	Northern Colo.	8 0	
239 H	CSU Bakersfield	6 0	7 H	Arizona	1 8	7 H	Arizona	0 6	258 H	Yale	6 3	
196 A	California Baptist	5 0										
183 H	Lehigh	9 0										

Non-Div. I Games:

Grand Canyon

[illegible]

Non-Div. I Games:

Louisiana Tech

RPI	S	Opponent	Score	
270	H	Fairleigh Dickinson	7	5
282	H	Mississippi Val.	15	0
282	N	Mississippi Val.	6	3
295	A	Grambling	9	5

Louisiana Tech

L
o
u
i
s
i
a
n
a
T
e
c
h

L
o
u
i
s
i
a
n
a
T
e
c
h

Average RPI Win:		193	WON-LOST RECORD		WINNING PCT. RANK		LAST 10 GAMES		STRENGTH OF SCHEDULE		OPP. STRENGTH OF SCHEDULE		TEAM RPI		ADJ RPI		CONF. RPI		ADJ CONF. RPI					
Average RPI Loss:		87																						
DIV. I ONLY			36-10-0		.78261		20		10-0-0		190		169		59		.55489		64		18		18	
DIV. I NON-CONF.			20-6-0		.76923		29		2-0-0		215		142		63		.54993		68		21		22	
TOTALS		RPI 1-25		RPI 26-50		W-L RECORDS		RPI 51-100		RPI 101-150		RPI 150+												
36-10-0		0-1-0		0-2-0		OVERALL		3-3-0		2-2-0		31-2-0												
26-1-0		0-0-0		0-0-0		HOME		2-0-0		1-1-0		23-0-0												
6-6-0		0-1-0		0-0-0		AWAY		0-3-0		0-0-0		6-2-0												
4-3-0		0-0-0		0-2-0		NEUTRAL		1-0-0		1-1-0		2-0-0												
20-6-0		0-1-0		0-2-0		NON-CONFERENCE		3-0-0		2-2-0		15-1-0												
15-1-0		0-0-0		0-0-0		HOME		2-0-0		1-1-0		12-0-0												
1-2-0		0-1-0		0-0-		AWAY		0-0-0		0-0-0		1-1-0												
4-3-0		0-0-0		0-2-0		NEUTRAL		1-0-0		1-1-0		2-0-0												
16-4-0		0-0-0		0-0-0		CONFERENCE		0-3-0		0-0-0		16-1-0												
11-0-0		0-0-0		0-0-0		HOME		0-0-0		0-0-0		11-0-0												
5-4-0		0-0-0		0-0-0		AWAY		0-3-0		0-0-0		5-1-0												
0-0-0		0-0-0		0-0-0		NEUTRAL		0-0-0		0-0-0		0-0-0												
RPI	S	Opponent		Score		RPI	S	Opponent		Score		RPI	S	Opponent		Score		RPI	S	Opponent		Score		
6	A	LSU		0 2		40	N	Indiana		4 6		57	A	Longwood		1 2		105	N	St. John's (NY)		8 10		
						40	N	Indiana		0 2		57	A	Longwood		5 6		119	H	East Carolina		1 3		
												57	A	Longwood		5 9		127	N	Illinois St.		3 0		
												80	H	Duke		3 1		140	H	Towson		6 4		
												83	H	Miami (OH)		3 1		151	A	Campbell		19 5		
												95	N	SFA		3 0		151	A	Campbell		8 4		
																		151	A	Campbell		5 0		
																		161	H	UConn		4 2		
																		161	H	UConn		3 2		
																		166	H	Radford		4 0		
																		166	H	Radford		9 5		
																		176	H	Gardner-Webb		6 2		
																		176	H	Gardner-Webb		2 1		
																		176	H	Gardner-Webb		6 1		
																		181	N	Colgate		3 2		
																		192	A	Jacksonville		4 0		
																		192	A	Jacksonville		2 3		
																		195	A	Charleston So.		6 1		
																		195	A	Charleston So.		4 5		
																		195	A	Charleston So.		1 0		
																		198	H	ETSU		8 0		
																		198	H	ETSU		3 0		
																		212	H	Bowling Green		4 2		
																		218	H	Western Caro.		8 0		
																		218	H	Western Caro.		5 0		
																		222	N	Eastern Ill.		8 0		
																		227	H	Youngstown St.		2 1		
LAST 10 GAMES																								
						57	A	Longwood		1 2		195	A	Charleston So.		6 1		212	H	Bowling Green		4 2		
						248	H	Robert Morris		8 0		240	H	Hampton		10 1		218	H	Western Caro.		8 0		
						151	A	Campbell		19 5		57	A	Longwood		5 9		218	H	Western Caro.		5 0		
						264	H	Presbyterian		8 0		176	H	Gardner-Webb		6 2		222	N	Eastern Ill.		8 0		
						166	H	Radford		9 5		192	A	Jacksonville		2 3		227	H	Youngstown St.		2 1		

Non-Div. I Games:

USC Upstate

RPI	S	Opponent	Score	
240	H	Hampton	10	1
240	H	Hampton	15	0
240	H	Hampton	9	1
248	H	Robert Morris	8	0
248	H	Robert Morris	5	1
248	H	Robert Morris	8	0
264	H	Presbyterian	8	0
264	H	Presbyterian	9	1
264	H	Presbyterian	11	0
278	H	N.C. Central	14	0

USC Upstate

U
S
C
U
P
S
t
a
t
e

U
S
C
U
P
S
t
a
t
e

Average RPI Win:		172	WON-LOST RECORD		WINNING PCT. RANK		LAST 10 GAMES		STRENGTH OF SCHEDULE		OPP. STRENGTH OF SCHEDULE		TEAM RPI		ADJ RPI		CONF. RPI		ADJ CONF. RPI	
DIV. I ONLY			23-20-0		.53488 126		3-7-0		57		48		68		.55483 65		2		2	
DIV. I NON-CONF.			21-8-0		.72414 42		2-0-0		158		103		54		.56461 53		2		2	
TOTALS		RPI 1-25		RPI 26-50		W-L RECORDS		RPI 51-100		RPI 101-150		RPI 150+								
23-20-0		1-12-0		2-4-0		OVERALL		3-1-0		4-3-0		13-0-0								
5-8-0		0-3-0		1-4-0		HOME		0-1-0		0-0-0		4-0-0								
5-7-0		0-5-0		0-0-0		AWAY		0-0-0		3-2-0		2-0-0								
13-5-0		1-4-0		1-0-0		NEUTRAL		3-0-0		1-1-0		7-0-0								
21-8-0		1-6-0		1-0-0		NON-CONFERENCE		3-1-0		3-1-0		13-0-0								
4-1-0		0-0-0		0-0-0		HOME		0-1-0		0-0-0		4-0-0								
4-2-0		0-2-0		0-0-		AWAY		0-0-0		2-0-0		2-0-0								
13-5-0		1-4-0		1-0-0		NEUTRAL		3-0-0		1-1-0		7-0-0								
2-12-0		0-6-0		1-4-0		CONFERENCE		0-0-0		1-2-0		0-0-0								
1-7-0		0-3-0		1-4-0		HOME		0-0-0		0-0-0		0-0-0								
1-5-0		0-3-0		0-0-0		AWAY		0-0-0		1-2-0		0-0-0								
0-0-0		0-0-0		0-0-0		NEUTRAL		0-0-0		0-0-0		0-0-0								
RPI	S	Opponent		Score		RPI	S	Opponent		Score		RPI	S	Opponent		Score				
2	H	Washington		0 8		26	H	Stanford		10 11		61	N	Cal St. Fullerton		2 1				
2	H	Washington		2 6		26	H	Stanford		3 9		69	N	Long Beach St.		12 9				
2	H	Washington		0 4		29	N	Notre Dame		7 6		80	N	Duke		1 0				
3	A	UCLA		0 6		46	H	Oregon St.		4 1		86	H	UC Davis		1 2				
3	A	UCLA		0 1		46	H	Oregon St.		1 7										
3	A	UCLA		2 3		46	H	Oregon St.		4 6										
5	N	Texas		0 10																
9	N	Minnesota		0 4																
13	N	James Madison		7 2																
17	N	Oklahoma St.		1 4																
19	A	Louisiana		3 7																
19	A	Louisiana		1 7																
20	N	Kentucky		0 5																
						LAST 10 GAMES														
						270	H	Fairleigh Dickinson		12 1		46	H	Oregon St.		4 1				
						270	H	Fairleigh Dickinson		6 1		46	H	Oregon St.		4 6				
						212	N	Bowling Green		11 3		46	H	Oregon St.		1 7				
						20	N	Kentucky		0 5		242	H	Saint Mary's (CA)		8 0				
						19	A	Louisiana		3 7		2	H	Washington		0 4				

Non-Div. I Games:

California

Average RPI Win:		163	WON-LOST RECORD		WINNING PCT. RANK		LAST 10 GAMES		STRENGTH OF SCHEDULE		OPP. STRENGTH OF SCHEDULE		TEAM RPI		ADJ RPI		CONF. RPI		ADJ CONF. RPI					
DIV. I ONLY			28-14-0		.66667		49		7-3-0		112		141		63		.55412		66		16		14	
DIV. I NON-CONF.			21-12-0		.63636		76		2-2-0		111		109		68		.54921		69		18		17	
TOTALS		RPI 1-25		RPI 26-50		W-L RECORDS		RPI 51-100		RPI 101-150		RPI 150+												
28-14-0		0-1-0		2-6-0		OVERALL		2-4-0		8-1-0		16-2-0												
10-4-0		0-0-0		0-2-0		HOME		0-0-0		4-1-0		6-1-0												
5-4-0		0-1-0		0-0-0		AWAY		0-2-0		0-0-0		5-1-0												
13-6-0		0-0-0		2-4-0		NEUTRAL		2-2-0		4-0-0		5-0-0												
21-12-0		0-1-0		2-6-0		NON-CONFERENCE		2-4-0		6-0-0		11-1-0												
8-3-0		0-0-0		0-2-0		HOME		0-0-0		2-0-0		6-1-0												
0-3-0		0-1-0		0-0-		AWAY		0-2-0		0-0-0		0-0-0												
13-6-0		0-0-0		2-4-0		NEUTRAL		2-2-0		4-0-0		5-0-0												
7-2-0		0-0-0		0-0-0		CONFERENCE		0-0-0		2-1-0		5-1-0												
2-1-0		0-0-0		0-0-0		HOME		0-0-0		2-1-0		0-0-0												
5-1-0		0-0-0		0-0-0		AWAY		0-0-0		0-0-0		5-1-0												
0-0-0		0-0-0		0-0-0		NEUTRAL		0-0-0		0-0-0		0-0-0												
RPI	S	Opponent		Score		RPI	S	Opponent		Score		RPI	S	Opponent		Score								
2	A	Washington		0 1		26	N	Stanford		4 6		73	N	Bradley		4 5		103	H	New Mexico St.		2 1		
						34	N	Oregon		6 8		83	N	Miami (OH)		7 2		103	H	New Mexico St.		4 3		
						43	N	Illinois		5 2		85	N	McNeese		6 1		103	H	New Mexico St.		0 4		
						44	N	Ohio St.		4 6		86	A	UC Davis		1 3		118	N	Hawaii		5 3		
						44	N	Ohio St.		3 0		86	A	UC Davis		0 1		130	H	Northern Ill.		3 2		
						45	H	North Dakota St.		1 8		96	N	Syracuse		0 7		130	H	Northern Ill.		10 1		
						45	H	North Dakota St.		7 9								130	N	Northern Ill.		4 3		
						46	N	Oregon St.		4 6								137	N	Weber St.		8 0		
																		137	N	Weber St.		9 3		
																		168	H	Cal Poly		15 0		
																		168	H	Cal Poly		8 0		
																		179	N	UTEP		6 5		
																		185	N	Fordham		11 3		
																		202	A	UMKC		6 3		
																		202	A	UMKC		5 7		
																		202	A	UMKC		5 3		
																		205	N	Idaho St.		6 1		
																		209	A	Utah Valley		12 1		
																		209	A	Utah Valley		11 1		
																		209	A	Utah Valley		4 1		
																		215	H	Portland St.		3 0		
																		215	H	Portland St.		7 1		
																		224	N	Georgetown		13 3		
																		232	H	North Dakota		6 2		
																		232	H	North Dakota		1 5		
																		242	N	Saint Mary's (CA)		7 1		
																		261	H	Santa Clara		6 5		

Non-Div. I Games:

FGCU

Average RPI Win: 153		WON-LOST RECORD		WINNING PCT. RANK		LAST 10 GAMES		STRENGTH OF SCHEDULE		OPP. STRENGTH OF SCHEDULE		TEAM RPI		ADJ RPI		CONF. RPI		ADJ CONF. RPI			
DIV. I ONLY		27-16-0		.62791 73		7-3-0		110		84		69		.55394 68		21		22			
DIV. I NON-CONF.		23-14-0		.62162 84		3-1-0		101		70		67		.55505 62		22		21			
TOTALS		RPI 1-25		RPI 26-50		W-L RECORDS		RPI 51-100		RPI 101-150		RPI 150+									
27-16-0		1-3-0		0-4-0		OVERALL		5-5-0		5-3-0		16-1-0									
18-8-0		0-1-0		0-3-0		HOME		4-3-0		3-0-0		11-1-0									
1-5-0		0-1-0		0-0-0		AWAY		1-1-0		0-3-0		0-0-0									
8-3-0		1-1-0		0-1-0		NEUTRAL		0-1-0		2-0-0		5-0-0									
23-14-0		1-3-0		0-4-0		NON-CONFERENCE		4-3-0		5-3-0		13-1-0									
14-6-0		0-1-0		0-3-0		HOME		3-1-0		3-0-0		8-1-0									
1-5-0		0-1-0		0-0-		AWAY		1-1-0		0-3-0		0-0-0									
8-3-0		1-1-0		0-1-0		NEUTRAL		0-1-0		2-0-0		5-0-0									
4-2-0		0-0-0		0-0-0		CONFERENCE		1-2-0		0-0-0		3-0-0									
4-2-0		0-0-0		0-0-0		HOME		1-2-0		0-0-0		3-0-0									
0-0-0		0-0-0		0-0-0		AWAY		0-0-0		0-0-0		0-0-0									
0-0-0		0-0-0		0-0-0		NEUTRAL		0-0-0		0-0-0		0-0-0									
RPI S	Opponent		Score		RPI S	Opponent		Score		RPI S	Opponent		Score		RPI S	Opponent		Score			
3 A	UCLA		1	3	28 H	Boise St.		6	14	56 N	Fresno St.		1	4	124 N	CSUN		3	0		
4 H	Oklahoma		0	14	28 N	Boise St.		8	9	61 H	Cal St. Fullerton		5	12	128 A	Sacramento St.		2	4		
12 N	Northwestern		3	2	43 H	Illinois		2	5	61 H	Cal St. Fullerton		3	0	128 A	Sacramento St.		1	3		
16 N	Auburn		2	9	46 H	Oregon St.		2	6	61 H	Cal St. Fullerton		4	3	128 A	Sacramento St.		1	4		
										69 A	Long Beach St.		3	0	132 H	Boston U.		3	2		
										69 A	Long Beach St.		0	8	132 H	Boston U.		2	1		
										75 H	BYU		1	5	135 N	UC Riverside		2	0		
										75 H	BYU		2	4	150 H	South Dakota		5	2		
										75 H	BYU		2	0	156 N	Utah St.		3	2		
										100 H	San Diego St.		2	1	165 H	Harvard		3	2		
															168 H	Cal Poly		9	4		
															168 N	Cal Poly		7	6		
															171 H	New Mexico		6	2		
															171 N	New Mexico		4	2		
															191 H	San Diego		2	0		
															191 H	San Diego		8	0		
															191 H	San Diego		4	3		
															196 H	California Baptist		3	2		
															196 H	California Baptist		3	2		
															205 N	Idaho St.		1	0		
															206 H	UC Santa Barbara		3	2		
															218 H	Western Caro.		8	0		
															218 H	Western Caro.		2	3		
															238 H	Dartmouth		6	0		
															254 N	Buffalo		2	1		
				LAST 10 GAMES																	
				171 N	New Mexico		4	2	69 A	Long Beach St.		0	8	218 H	Western Caro.		2	3			
				196 H	California Baptist		3	2	61 H	Cal St. Fullerton		3	0	238 H	Dartmouth		6	0			
				191 H	San Diego		8	0	128 A	Sacramento St.		2	4	254 N	Buffalo		2	1			
				132 H	Boston U.		3	2	191 H	San Diego		4	3								
				75 H	BYU		1	5	191 H	San Diego		2	0								

Non-Div. I Games:

Loyola Marymount

Average RPI Win:		126	WON-LOST RECORD		WINNING PCT. RANK		LAST 10 GAMES		STRENGTH OF SCHEDULE		OPP. STRENGTH OF SCHEDULE		TEAM RPI		ADJ RPI		CONF. RPI		ADJ CONF. RPI					
Average RPI Loss:		74																						
DIV. I ONLY			17-21-0		.44737 175		5-5-0		13		130		71		.55164 69		13		12					
DIV. I NON-CONF.			13-16-0		.44828 169		1-0-0		22		77		78		.54836 70		12		12					
TOTALS		RPI 1-25		RPI 26-50		W-L RECORDS		RPI 51-100		RPI 101-150		RPI 150+												
17-21-0		0-3-0		4-4-0		OVERALL		3-8-0		4-5-0		6-1-0												
5-10-0		0-1-0		2-2-0		HOME		2-6-0		0-1-0		1-0-0												
3-4-0		0-0-0		0-1-0		AWAY		0-0-0		3-3-0		0-0-0												
9-7-0		0-2-0		2-1-0		NEUTRAL		1-2-0		1-1-0		5-1-0												
13-16-0		0-3-0		4-4-0		NON-CONFERENCE		2-6-0		1-2-0		6-1-0												
4-8-0		0-1-0		2-2-0		HOME		1-4-0		0-1-0		1-0-0												
0-1-0		0-0-0		0-0-		AWAY		0-0-0		0-0-0		0-0-0												
9-7-0		0-2-0		2-1-0		NEUTRAL		1-2-0		1-1-0		5-1-0												
4-5-0		0-0-0		0-0-0		CONFERENCE		1-2-0		3-3-0		0-0-0												
1-2-0		0-0-0		0-0-0		HOME		1-2-0		0-0-0		0-0-0												
3-3-0		0-0-0		0-0-0		AWAY		0-0-0		3-3-0		0-0-0												
0-0-0		0-0-0		0-0-0		NEUTRAL		0-0-0		0-0-0		0-0-0												
RPI	S	Opponent		Score		RPI	S	Opponent		Score		RPI	S	Opponent		Score								
3	H	UCLA		3	5	28	H	Boise St.		3	4	51	N	Iowa St.		1	2	107	H	Ohio		1	5	
7	N	Arizona		3	12	28	N	Boise St.		0	3	56	H	Fresno St.		3	6	118	A	Hawaii		1	4	
12	N	Northwestern		1	2	37	A	UNLV		5	6	61	H	Cal St. Fullerton		6	9	118	A	Hawaii		5	2	
						38	N	North Carolina		8	4	61	H	Cal St. Fullerton		1	0	118	A	Hawaii		3	11	
						46	H	Oregon St.		2	4	61	H	Cal St. Fullerton		2	5	132	N	Boston U.		9	0	
						46	H	Oregon St.		6	4	65	N	California		9	12	135	A	UC Riverside		3	11	
						48	H	Liberty		7	0	68	H	Loyola Marymount		0	3	135	A	UC Riverside		7	0	
						50	N	San Jose St.		5	0	68	H	Loyola Marymount		8	0	135	A	UC Riverside		14	6	
												75	H	BYU		6	11	146	N	UIC		2	8	
												77	N	DePaul		5	0	165	N	Harvard		8	0	
												100	H	San Diego St.		1	4	169	N	Col. of Charleston		11	1	
																		184	N	Seton Hall		11	2	
																		209	N	Utah Valley		16	10	
																		232	N	North Dakota		1	2	
																		234	H	Army West Point		4	2	
																		280	N	Southern Utah		10	5	
LAST 10 GAMES																								
						12	N	Northwestern		1	2	61	H	Cal St. Fullerton		6	9							
						61	H	Cal St. Fullerton		1	0	61	H	Cal St. Fullerton		2	5							
						118	A	Hawaii		3	11	135	A	UC Riverside		7	0							
						68	H	Loyola Marymount		8	0	135	A	UC Riverside		14	6							
						135	A	UC Riverside		3	11	118	A	Hawaii		5	2							

Non-Div. I Games:

Long Beach St.

Average RPI Win:		143	WON-LOST		WINNING		LAST 10		STRENGTH OF		OPP. STRENGTH		TEAM	ADJ		CONF.		ADJ CONF.	
Average RPI Loss:		61	RECORD		PCT. RANK		GAMES		SCHEDULE		OF SCHEDULE		RPI	RPI		RPI		RPI	
DIV. I ONLY			22-19-0		.53659 123		6-4-0		70		64		74	.55136 70		8 8			
DIV. I NON-CONF.			12-12-0		.5 132		1-1-0		25		52		57	.5639 54		8 8			
TOTALS		RPI 1-25		RPI 26-50		W-L RECORDS		RPI 51-100		RPI 101-150		RPI 150+							
22-19-0		1-5-0		4-4-0		OVERALL		3-7-0		3-3-0		11-0-0							
7-8-0		0-3-0		1-1-0		HOME		1-3-0		0-1-0		5-0-0							
9-8-0		1-2-0		1-2-0		AWAY		1-2-0		3-2-0		3-0-0							
6-3-0		0-0-0		2-1-0		NEUTRAL		1-2-0		0-0-0		3-0-0							
12-12-0		1-2-0		4-4-0		NON-CONFERENCE		1-4-0		1-2-0		5-0-0							
3-4-0		0-0-0		1-1-0		HOME		0-2-0		0-1-0		2-0-0							
3-5-0		1-2-0		1-0-		AWAY		0-0-0		1-1-0		0-0-0							
6-3-0		0-0-0		2-1-0		NEUTRAL		1-2-0		0-0-0		3-0-0							
10-7-0		0-3-0		0-0-0		CONFERENCE		2-3-0		2-1-0		6-0-0							
4-4-0		0-3-0		0-0-0		HOME		1-1-0		0-0-0		3-0-0							
6-3-0		0-0-0		0-0-0		AWAY		1-2-0		2-1-0		3-0-0							
0-0-0		0-0-0		0-0-0		NEUTRAL		0-0-0		0-0-0		0-0-0							
RPI S	Opponent		Score		RPI S	Opponent		Score		RPI S	Opponent		Score		RPI S	Opponent		Score	
5 A	Texas		0	10	27 N	Virginia Tech		17	5	53 H	Baylor		1	4	103 A	New Mexico St.		4	7
19 H	Louisiana		1	6	27 N	Virginia Tech		0	10	73 N	Bradley		10	12	121 A	South Alabama		1	3
19 H	Louisiana		4	7	31 A	Colorado St.		7	3	76 H	Sam Houston St.		3	4	121 A	South Alabama		12	2
19 H	Louisiana		3	5	42 A	Houston		3	8	77 N	DePaul		3	0	121 A	South Alabama		9	6
24 A	South Fla.		4	3	42 A	Houston		0	10	78 N	Wichita St.		0	3	136 A	UTSA		8	6
24 A	South Fla.		0	3	45 H	North Dakota St.		9	1	92 H	Appalachian St.		2	0	136 H	UTSA		2	3
					45 H	North Dakota St.		3	4	92 H	Appalachian St.		1	2	154 H	Lamar University		4	1
					50 N	San Jose St.		12	3	94 A	Coastal Caro.		5	3	201 N	Montana		7	5
										94 A	Coastal Caro.		4	7	201 N	Montana		11	3
										94 A	Coastal Caro.		2	12	210 A	La.-Monroe		8	2
															210 A	La.-Monroe		2	0
															210 A	La.-Monroe		2	1
															217 N	Texas Southern		7	3
															219 H	Georgia St.		4	3
															219 H	Georgia St.		5	0
															219 H	Georgia St.		6	0
															273 H	Incarnate Word		2	0
LAST 10 GAMES																			
					92 H	Appalachian St.		1	2	42 A	Houston		0	10					
					92 H	Appalachian St.		2	0	31 A	Colorado St.		7	3					
					219 H	Georgia St.		6	0	45 H	North Dakota St.		9	1					
					210 A	La.-Monroe		2	0	94 A	Coastal Caro.		2	12					
					78 N	Wichita St.		0	3	94 A	Coastal Caro.		4	7					

Non-Div. I Games:

Texas St.

Average RPI Win: 139		WON-LOST RECORD		WINNING PCT. RANK		LAST 10 GAMES		STRENGTH OF SCHEDULE		OPP. STRENGTH OF SCHEDULE		TEAM RPI		ADJ RPI		CONF. RPI		ADJ CONF. RPI			
DIV. I ONLY		18-20-0		.47368 155		7-3-0		20		85		65		.55124 71		19		19			
DIV. I NON-CONF.		10-16-0		.38462 206		1-0-0		4		41		69		.54794 71		17		18			
TOTALS		RPI 1-25		RPI 26-50		W-L RECORDS		RPI 51-100		RPI 101-150		RPI 150+									
18-20-0		0-10-0		0-0-0		OVERALL		4-4-0		3-2-0		11-4-0									
2-3-0		0-0-0		0-0-0		HOME		1-2-0		1-1-0		0-0-0									
12-11-0		0-6-0		0-0-0		AWAY		2-1-0		1-0-0		9-4-0									
4-6-0		0-4-0		0-0-0		NEUTRAL		1-1-0		1-1-0		2-0-0									
10-16-0		0-10-0		0-0-0		NON-CONFERENCE		3-2-0		1-1-0		6-3-0									
0-0-0		0-0-0		0-0-0		HOME		0-0-0		0-0-0		0-0-0									
6-10-0		0-6-0		0-0-		AWAY		2-1-0		0-0-0		4-3-0									
4-6-0		0-4-0		0-0-0		NEUTRAL		1-1-0		1-1-0		2-0-0									
8-4-0		0-0-0		0-0-0		CONFERENCE		1-2-0		2-1-0		5-1-0									
2-3-0		0-0-0		0-0-0		HOME		1-2-0		1-1-0		0-0-0									
6-1-0		0-0-0		0-0-0		AWAY		0-0-0		1-0-0		5-1-0									
0-0-0		0-0-0		0-0-0		NEUTRAL		0-0-0		0-0-0		0-0-0									
RPI	S	Opponent		Score		RPI	S	Opponent		Score		RPI	S	Opponent		Score					
6	A	LSU		0	8					53	A	Baylor		6	5	107	A	Ohio		1	0
7	A	Arizona		6	7					53	A	Baylor		1	0	107	H	Ohio		2	1
7	A	Arizona		0	10					60	N	North Texas		0	9	107	H	Ohio		2	10
9	N	Minnesota		1	12					60	N	North Texas		6	0	114	N	LIU Brooklyn		7	1
13	N	James Madison		1	8					67	A	FGCU		0	2	114	N	LIU Brooklyn		1	3
15	A	Michigan		0	8					83	H	Miami (OH)		3	4	153	N	Penn St.		11	0
15	A	Michigan		1	18					83	H	Miami (OH)		3	16	153	N	Penn St.		9	2
15	A	Michigan		1	8					83	H	Miami (OH)		3	0	158	A	Southeastern La.		5	7
19	N	Louisiana		1	21											164	A	Monmouth		13	5
22	N	Drake		0	8											164	A	Monmouth		3	1
																172	A	Western Mich.		4	1
																172	A	Western Mich.		6	3
																172	A	Western Mich.		5	2
																178	A	Toledo		6	1
																178	A	Toledo		8	6
																178	A	Toledo		2	5
																183	A	Lehigh		5	0
																183	A	Lehigh		2	5
																227	A	Youngstown St.		3	4
																227	A	Youngstown St.		10	0
LAST 10 GAMES																					
15	A	Michigan		0	8	15	A	Michigan		1	8										
60	N	North Texas		0	9	172	A	Western Mich.		4	1										
53	A	Baylor		6	5	178	A	Toledo		2	5										
53	A	Baylor		1	0	107	H	Ohio		2	10										
227	A	Youngstown St.		3	4	183	A	Lehigh		5	0										

Non-Div. I Games:

Kent St.

NC State				Through Games Of April 14, 2019											
Average RPI Win:		142	WON-LOST RECORD	WINNING PCT. RANK	LAST 10 GAMES	STRENGTH OF SCHEDULE	OPP. STRENGTH OF SCHEDULE	TEAM RPI	ADJ RPI	CONF. RPI	ADJ CONF. RPI				
Average RPI Loss:		62													
DIV. I ONLY			23-20-0	.53488	126	5-5-0	63	51	70	.54944	72	5	5		
DIV. I NON-CONF.			19-9-0	.67857	60	2-1-0	118	86	55	.56054	55	4	4		
TOTALS		RPI 1-25	RPI 26-50		W-L RECORDS		RPI 51-100		RPI 101-150		RPI 150+				
23-20-0	2-5-0	1-7-0		OVERALL		1-5-0		8-1-0		11-2-0					
11-10-0	0-0-0	0-5-0		HOME		1-4-0		5-0-0		5-1-0					
7-7-0	1-3-0	1-2-0		AWAY		0-1-0		2-1-0		3-0-0					
5-3-0	1-2-0	0-0-0		NEUTRAL		0-0-0		1-0-0		3-1-0					
19-9-0	2-2-0	0-2-0		NON-CONFERENCE		0-3-0		6-0-0		11-2-0					
10-5-0	0-0-0	0-2-0		HOME		0-2-0		5-0-0		5-1-0					
4-1-0	1-0-0	0-0-		AWAY		0-1-0		0-0-0		3-0-0					
5-3-0	1-2-0	0-0-0		NEUTRAL		0-0-0		1-0-0		3-1-0					
4-11-0	0-3-0	1-5-0		CONFERENCE		1-2-0		2-1-0		0-0-0					
1-5-0	0-0-0	0-3-0		HOME		1-2-0		0-0-0		0-0-0					
3-6-0	0-3-0	1-2-0		AWAY		0-0-0		2-1-0		0-0-0					
0-0-0	0-0-0	0-0-0		NEUTRAL		0-0-0		0-0-0		0-0-0					
RPI	S	Opponent	Score	RPI	S	Opponent	Score	RPI	S	Opponent	Score	RPI	S	Opponent	Score
1	A	Florida St.	6 8	27	H	Virginia Tech	1 12	74	A	UNC Greensboro	1 2	117	H	Murray St.	9 1
1	A	Florida St.	0 9	27	H	Virginia Tech	0 1	96	H	Syracuse	3 5	117	H	Murray St.	10 1
1	A	Florida St.	0 8	27	H	Virginia Tech	2 4	96	H	Syracuse	2 5	119	H	East Carolina	5 1
7	N	Arizona	4 1	29	A	Notre Dame	3 12	96	H	Syracuse	7 2	127	N	Illinois St.	10 9
8	N	Florida	1 2	29	A	Notre Dame	9 4	97	H	Nebraska	0 6	129	A	Boston College	16 9
15	N	Michigan	3 4	29	A	Notre Dame	2 11	97	H	Nebraska	2 7	129	A	Boston College	3 4
24	A	South Fla.	2 1	39	H	Wisconsin	3 6					129	A	Boston College	6 3
				39	H	Wisconsin	1 3					141	H	UNCW	3 2
												147	H	Kansas	4 1
												151	H	Campbell	8 0
												151	H	Campbell	9 1
												159	H	Winthrop	4 2
												169	A	Col. of Charleston	2 0
												173	H	Valparaiso	0 4
												187	A	Charlotte	12 2
												195	A	Charleston So.	8 2
												195	H	Charleston So.	6 0
												208	N	Marist	3 0
												214	H	UMBC	2 1
												227	N	Youngstown St.	1 0
												228	N	Bryant	4 0
												233	N	Rhode Island	0 1
				LAST 10 GAMES											
				29	A	Notre Dame	3 12	96	H	Syracuse	3 5				
				29	A	Notre Dame	9 4	96	H	Syracuse	7 2				
				39	H	Wisconsin	1 3	96	H	Syracuse	2 5				
				29	A	Notre Dame	2 11	74	A	UNC Greensboro	1 2				
				119	H	East Carolina	5 1	129	A	Boston College	16 9				

Non-Div. I Games:

NC State

Average RPI Win: 141		WON-LOST RECORD	WINNING PCT. RANK	LAST 10 GAMES	STRENGTH OF SCHEDULE	OPP. STRENGTH OF SCHEDULE	TEAM RPI	ADJ RPI	CONF. RPI	ADJ CONF. RPI	
Average RPI Loss: 68											
DIV. I ONLY		22-15-0	.59459 89	8-2-0	109	62	73	.54895 73	11	11	
DIV. I NON-CONF.		13-10-0	.56522 110	1-0-0	98	36	82	.54426 76	9	9	
<hr/>											
TOTALS		RPI 1-25	RPI 26-50		W-L RECORDS		RPI 51-100		RPI 101-150		RPI 150+
22-15-0		0-3-0	2-4-0		OVERALL		4-3-0		8-4-0		8-1-0
3-5-0		0-2-0	0-0-0		HOME		1-2-0		0-0-0		2-1-0
11-2-0		0-1-0	1-0-0		AWAY		0-0-0		6-1-0		4-0-0
8-8-0		0-0-0	1-4-0		NEUTRAL		3-1-0		2-3-0		2-0-0
13-10-0		0-1-0	2-4-0		NON-CONFERENCE		3-1-0		4-4-0		4-0-0
0-0-0		0-0-0	0-0-0		HOME		0-0-0		0-0-0		0-0-0
5-2-0		0-1-0	1-0-		AWAY		0-0-0		2-1-0		2-0-0
8-8-0		0-0-0	1-4-0		NEUTRAL		3-1-0		2-3-0		2-0-0
9-5-0		0-2-0	0-0-0		CONFERENCE		1-2-0		4-0-0		4-1-0
3-5-0		0-2-0	0-0-0		HOME		1-2-0		0-0-0		2-1-0
6-0-0		0-0-0	0-0-0		AWAY		0-0-0		4-0-0		2-0-0
0-0-0		0-0-0	0-0-0		NEUTRAL		0-0-0		0-0-0		0-0-0
RPI S	Opponent	Score		RPI S	Opponent	Score		RPI S	Opponent	Score	
10 A	Tennessee	0	8	26 N	Stanford	5	12	54 H	Missouri St.	2	3
22 H	Drake	6	7	33 N	Louisville	5	7	54 H	Missouri St.	2	0
22 H	Drake	1	6	33 N	Louisville	0	6	54 H	Missouri St.	3	4
				34 N	Oregon	3	13	66 N	Seattle U	5	4
				36 A	Missouri	8	1	70 N	Texas St.	12	10
				50 N	San Jose St.	14	6	87 N	Purdue	12	3
								87 N	Purdue	2	4

Non-Div. I Games:

Bradley

Average RPI Win:		147	WON-LOST RECORD		WINNING PCT. RANK		LAST 10 GAMES		STRENGTH OF SCHEDULE		OPP. STRENGTH OF SCHEDULE		TEAM RPI	ADJ RPI		CONF. RPI	ADJ CONF. RPI			
DIV. I ONLY			25-15-0		.625		75		7-3-0		107		140		72	.54369	74	14	15	
DIV. I NON-CONF.			18-11-0		.62069		85		2-1-0		61		153		58	.55349	64	15	15	
TOTALS		RPI 1-25		RPI 26-50		W-L RECORDS		RPI 51-100		RPI 101-150		RPI 150+								
25-15-0		0-2-0		0-0-0		OVERALL		7-4-0		8-5-0		10-4-0								
11-7-0		0-0-0		0-0-0		HOME		4-1-0		2-3-0		5-3-0								
9-3-0		0-2-0		0-0-0		AWAY		2-1-0		3-0-0		4-0-0								
5-5-0		0-0-0		0-0-0		NEUTRAL		1-2-0		3-2-0		1-1-0								
18-11-0		0-2-0		0-0-0		NON-CONFERENCE		7-4-0		4-3-0		7-2-0								
10-3-0		0-0-0		0-0-0		HOME		4-1-0		1-1-0		5-1-0								
3-3-0		0-2-0		0-0-		AWAY		2-1-0		0-0-0		1-0-0								
5-5-0		0-0-0		0-0-0		NEUTRAL		1-2-0		3-2-0		1-1-0								
7-4-0		0-0-0		0-0-0		CONFERENCE		0-0-0		4-2-0		3-2-0								
1-4-0		0-0-0		0-0-0		HOME		0-0-0		1-2-0		0-2-0								
6-0-0		0-0-0		0-0-0		AWAY		0-0-0		3-0-0		3-0-0								
0-0-0		0-0-0		0-0-0		NEUTRAL		0-0-0		0-0-0		0-0-0								
RPI	S	Opponent		Score		RPI	S	Opponent		Score		RPI	S	Opponent		Score				
1	A	Florida St.		0	8					51	N	Iowa St.	2	4	105	N	St. John's (NY)	8	4	
21	A	South Carolina		3	11					51	N	Iowa St.	8	4	105	N	St. John's (NY)	0	6	
										57	H	Longwood	0	2	107	N	Ohio	4	3	
										57	H	Longwood	4	3	110	A	Chattanooga	4	3	
										72	H	NC State	2	1	110	A	Chattanooga	3	2	
										84	A	Elon	4	1	110	A	Chattanooga	2	0	
										84	H	Elon	8	0	131	H	Samford	9	0	
										84	H	Elon	2	0	131	H	Samford	4	7	
										91	N	Maryland	9	17	131	H	Samford	2	5	
										92	A	Appalachian St.	5	2	140	H	Towson	2	4	
										92	A	Appalachian St.	1	2	140	H	Towson	10	9	
															141	N	UNCW	0	5	
															141	N	UNCW	11	10	
															155	N	George Washington	3	4	
															174	A	Furman	9	0	
															174	A	Furman	10	0	
															174	A	Furman	4	1	
															177	H	Delaware	6	5	
															218	H	Western Caro.	3	4	
															218	H	Western Caro.	3	8	
															226	H	Sacred Heart	9	5	
															236	N	Fairfield	9	1	
															248	H	Northern Ky.	5	2	
															250	H	Iona	3	2	
															257	H	Oakland	5	0	
															281	A	N.C. A&T	8	6	
															294	H	Saint Peter's	2	4	
LAST 10 GAMES																				
						218	H	Western Caro.	3	8	110	A	Chattanooga	3	2	248	H	Northern Ky.	5	2
						141	N	UNCW	11	10	92	A	Appalachian St.	1	2	250	H	Iona	3	2
						141	N	UNCW	0	5	131	H	Samford	2	5	257	H	Oakland	5	0
						174	A	Furman	4	1	84	H	Elon	8	0	281	A	N.C. A&T	8	6
						218	H	Western Caro.	3	4	92	A	Appalachian St.	5	2	294	H	Saint Peter's	2	4

Non-Div. I Games:

UNC Greensboro

BYU				Through Games Of April 14, 2019										
Average RPI Win: 155		WON-LOST	WINNING	LAST 10	STRENGTH OF		OPP. STRENGTH	TEAM	ADJ		CONF.	ADJ CONF.		
Average RPI Loss: 48		RECORD	PCT. RANK	GAMES	SCHEDULE		OF SCHEDULE	RPI	RPI		RPI	RPI		
DIV. I ONLY		19-19-0	.5	141	6-4-0		66	37	82	.54287	75	21	22	
DIV. I NON-CONF.		14-18-0	.4375	175	1-3-0		48	16	103	.53201	98	22	21	
TOTALS		RPI 1-25	RPI 26-50		W-L RECORDS		RPI 51-100		RPI 101-150		RPI 150+			
19-19-0		0-8-0	1-5-0		OVERALL		5-4-0		2-2-0		11-0-0			
3-0-0		0-0-0	0-0-0		HOME		0-0-0		0-0-0		3-0-0			
7-8-0		0-3-0	0-2-0		AWAY		3-2-0		1-1-0		3-0-0			
9-11-0		0-5-0	1-3-0		NEUTRAL		2-2-0		1-1-0		5-0-0			
14-18-0		0-8-0	1-5-0		NON-CONFERENCE		3-3-0		2-2-0		8-0-0			
0-0-0		0-0-0	0-0-0		HOME		0-0-0		0-0-0		0-0-0			
5-7-0		0-3-0	0-0-		AWAY		1-1-0		1-1-0		3-0-0			
9-11-0		0-5-0	1-3-0		NEUTRAL		2-2-0		1-1-0		5-0-0			
5-1-0		0-0-0	0-0-0		CONFERENCE		2-1-0		0-0-0		3-0-0			
3-0-0		0-0-0	0-0-0		HOME		0-0-0		0-0-0		3-0-0			
2-1-0		0-0-0	0-0-0		AWAY		2-1-0		0-0-0		0-0-0			
0-0-0		0-0-0	0-0-0		NEUTRAL		0-0-0		0-0-0		0-0-0			
RPI	S	Opponent	Score		RPI	S	Opponent	Score		RPI	S	Opponent	Score	
3	A	UCLA	2	8	36	N	Missouri	7	3	53	N	Baylor	4	3
4	N	Oklahoma	0	5	38	N	North Carolina	4	5	67	N	FGCU	2	0
5	N	Texas	0	3	41	A	Texas A&M	0	4	68	A	Loyola Marymount	5	1
5	N	Texas	0	14	41	A	Texas A&M	2	3	68	A	Loyola Marymount	0	2
10	A	Tennessee	2	14	48	N	Liberty	3	13	68	A	Loyola Marymount	4	2
10	A	Tennessee	1	5	50	N	San Jose St.	1	2	69	A	Long Beach St.	11	6
12	N	Northwestern	0	1						86	N	UC Davis	2	4
21	N	South Carolina	3	4						97	N	Nebraska	4	5
										100	A	San Diego St.	1	2
												</		

Non-Div. I Games:

BYU

Average RPI Win:		158	WON-LOST RECORD		WINNING PCT. RANK		LAST 10 GAMES		STRENGTH OF SCHEDULE		OPP. STRENGTH OF SCHEDULE		TEAM RPI		ADJ RPI		CONF. RPI		ADJ CONF. RPI				
Average RPI Loss:		63																					
DIV. I ONLY			23-19-0		.54762 121		8-2-0		72		90		75		.54221 76		20		20				
DIV. I NON-CONF.			9-15-0		.375 214		1-1-0		24		20		101		.53054 101		14		14				
TOTALS		RPI 1-25		RPI 26-50		W-L RECORDS		RPI 51-100		RPI 101-150		RPI 150+											
23-19-0		0-7-0		1-3-0		OVERALL		5-4-0		4-4-0		13-1-0											
11-4-0		0-0-0		0-0-0		HOME		1-1-0		1-2-0		9-1-0											
6-7-0		0-1-0		0-3-0		AWAY		3-2-0		0-1-0		3-0-0											
6-8-0		0-6-0		1-0-0		NEUTRAL		1-1-0		3-1-0		1-0-0											
9-15-0		0-7-0		1-3-0		NON-CONFERENCE		3-3-0		3-2-0		2-0-0											
2-1-0		0-0-0		0-0-0		HOME		1-1-0		0-0-0		1-0-0											
1-6-0		0-1-0		0-0-		AWAY		1-1-0		0-1-0		0-0-0											
6-8-0		0-6-0		1-0-0		NEUTRAL		1-1-0		3-1-0		1-0-0											
14-4-0		0-0-0		0-0-0		CONFERENCE		2-1-0		1-2-0		11-1-0											
9-3-0		0-0-0		0-0-0		HOME		0-0-0		1-2-0		8-1-0											
5-1-0		0-0-0		0-0-0		AWAY		2-1-0		0-0-0		3-0-0											
0-0-0		0-0-0		0-0-0		NEUTRAL		0-0-0		0-0-0		0-0-0											
RPI	S	Opponent		Score		RPI	S	Opponent		Score		RPI	S	Opponent		Score		RPI	S	Opponent		Score	
5	A	Texas		1	9	41	A	Texas A&M		4	5	53	A	Baylor		0	7	108	N	Southern Miss.		3	2
14	N	Ole Miss		1	5	41	A	Texas A&M		3	4	60	H	North Texas		0	2	108	N	Southern Miss.		1	2
14	N	Ole Miss		1	2	42	A	Houston		1	2	70	A	Texas St.		4	3	116	A	Memphis		3	5
17	N	Oklahoma St.		0	3	43	N	Illinois		10	6	88	A	Nicholls St.		3	2	144	N	Loyola Chicago		5	3
20	N	Kentucky		0	6							88	A	Nicholls St.		4	3	144	N	Loyola Chicago		4	3
23	N	Tulsa		1	8							88	A	Nicholls St.		0	1	145	H	Northwestern St.		4	6
23	N	Tulsa		2	3							89	H	UT Arlington		3	2	145	H	Northwestern St.		3	6
												89	N	UT Arlington		4	3	145	H	Northwestern St.		6	0
												89	N	UT Arlington		0	3	154	H	Lamar University		3	2
																		154	H	Lamar University		3	5
																		154	H	Lamar University		5	2
																		180	N	UT Martin		8	0
																		193	H	Houston Baptist		8	0
																		193	H	Houston Baptist		1	0
																		193	H	Houston Baptist		6	2
																		211	A	Central Ark.		5	2
																		211	A	Central Ark.		10	2
																		211	A	Central Ark.		3	1
																		217	H	Texas Southern		7	2
																		235	H	Abilene Christian		10	0
																		235	H	Abilene Christian		5	4
																		235	H	Abilene Christian		8	0
LAST 10 GAMES																							
154	H	Lamar University		3	5	145	H	Northwestern St.		4	6												
41	A	Texas A&M		4	5	235	H	Abilene Christian		5	4												
144	N	Loyola Chicago		4	3	193	H	Houston Baptist		6	2												
108	N	Southern Miss.		1	2	88	A	Nicholls St.		0	1												
211	A	Central Ark.		10	2	154	H	Lamar University		3	2												

Non-Div. I Games:

Sam Houston St.

Average RPI Win: 189		WON-LOST	WINNING	LAST 10	STRENGTH OF		OPP. STRENGTH	TEAM	ADJ		CONF.	ADJ CONF.			
Average RPI Loss: 93		RECORD	PCT. RANK	GAMES	SCHEDULE		OF SCHEDULE	RPI	RPI		RPI	RPI			
DIV. I ONLY		28-9-0	.75676	25	9-1-0		227	144	79	.54217	77	17	17		
DIV. I NON-CONF.		20-8-0	.71429	47	1-0-0		229	137	93	.53711	88	19	19		
TOTALS		RPI 1-25	RPI 26-50		W-L RECORDS		RPI 51-100		RPI 101-150		RPI 150+				
28-9-0		1-0-0	1-1-0		OVERALL		0-5-0		6-2-0		20-1-0				
3-0-0		0-0-0	0-0-0		HOME		0-0-0		2-0-0		1-0-0				
9-6-0		1-0-0	1-1-0		AWAY		0-2-0		2-2-0		5-1-0				
16-3-0		0-0-0	0-0-0		NEUTRAL		0-3-0		2-0-0		14-0-0				
20-8-0		1-0-0	1-1-0		NON-CONFERENCE		0-5-0		4-2-0		14-0-0				
0-0-0		0-0-0	0-0-0		HOME		0-0-0		0-0-0		0-0-0				
4-5-0		1-0-0	1-0-		AWAY		0-2-0		2-2-0		0-0-0				
16-3-0		0-0-0	0-0-0		NEUTRAL		0-3-0		2-0-0		14-0-0				
8-1-0		0-0-0	0-0-0		CONFERENCE		0-0-0		2-0-0		6-1-0				
3-0-0		0-0-0	0-0-0		HOME		0-0-0		2-0-0		1-0-0				
5-1-0		0-0-0	0-0-0		AWAY		0-0-0		0-0-0		5-1-0				
0-0-0		0-0-0	0-0-0		NEUTRAL		0-0-0		0-0-0		0-0-0				
RPI S	Opponent	Score		RPI S	Opponent	Score		RPI S	Opponent	Score		RPI S	Opponent	Score	
12 A	Northwestern	9	7	42 A	Houston	0	8	51 N	Iowa St.	4	6	116 A	Memphis	4	5
				42 A	Houston	2	0	61 A	Cal St. Fullerton	1	5	118 A	Hawaii	4	3
								69 N	Long Beach St.	0	5	120 N	Belmont	2	1
								70 N	Texas St.	0	3	126 H	Providence	8	2
								78 A	Wichita St.	2	6	126 H	Providence	8	0
												131 A	Samford	0	6
												131 A	Samford	5	2
												132 N	Boston U.	4	2
												165 N	Harvard	5	0
												171 N	New Mexico	9	5
												171 N	New Mexico	4	2
												184 H	Seton Hall	8	6
												202 N	UMKC	2	1
												217 N	Texas Southern	7	0
												219 N	Georgia St.	4	0
												221 A	Butler	6	3
												221 A	Butler	1	8
												221 A	Butler	8	5
												222 N	Eastern Ill.	6	4
												224 A	Georgetown	5	3
												224 A	Georgetown	7	1
												224 A	Georgetown	12	4
												244 N	Evansville	9	1
												245 N	IUPUI	11	8
												251 N	Purdue Fort Wayne	1	0
												266 N	Canisius	10	3
												266 N	Canisius	11	5
LAST 10 GAMES				217 N	Texas Southern	7	0	126 H	Providence	8	0	244 N	Evansville	9	1
				171 N	New Mexico	4	2	224 A	Georgetown	12	4	245 N	IUPUI	11	8
				126 H	Providence	8	2	224 A	Georgetown	7	1	251 N	Purdue Fort Wayne	1	0
				224 A	Georgetown	5	3	184 H	Seton Hall	8	6	266 N	Canisius	10	3
				221 A	Butler	6	3	12 A	Northwestern	9	7	266 N	Canisius	11	5

Non-Div. I Games:

DePaul

RPI	S	Opponent	Score	
268	N	Green Bay	10	1
268	N	Green Bay	5	4

DePaul

D
e
P
a
u
l

D
e
P
a
u
l

Average RPI Win:	140	WON-LOST RECORD	WINNING PCT. RANK	LAST 10 GAMES	STRENGTH OF SCHEDULE	OPP. STRENGTH OF SCHEDULE	TEAM RPI	ADJ RPI	CONF. RPI	ADJ CONF. RPI		
DIV. I ONLY		26-19-0	.57778	105	5-5-0	106	74	80	.54137	78	6	6
DIV. I NON-CONF.		19-14-0	.57576	107	0-4-0	122	81	99	.53401	96	6	6
<hr/>												
TOTALS	RPI 1-25	RPI 26-50		W-L RECORDS		RPI 51-100		RPI 101-150		RPI 150+		
26-19-0	0-5-0	3-7-0		OVERALL		8-0-0		5-1-0		10-6-0		
7-7-0	0-1-0	1-4-0		HOME		4-0-0		1-0-0		1-2-0		
8-5-0	0-3-0	2-1-0		AWAY		2-0-0		3-0-0		1-1-0		
11-7-0	0-1-0	0-2-0		NEUTRAL		2-0-0		1-1-0		8-3-0		
19-14-0	0-5-0	0-4-0		NON-CONFERENCE		8-0-0		2-1-0		9-4-0		
5-3-0	0-1-0	0-2-0		HOME		4-0-0		1-0-0		0-0-0		
3-4-0	0-3-0	0-0-		AWAY		2-0-0		0-0-0		1-1-0		
11-7-0	0-1-0	0-2-0		NEUTRAL		2-0-0		1-1-0		8-3-0		
7-5-0	0-0-0	3-3-0		CONFERENCE		0-0-0		3-0-0		1-2-0		
2-4-0	0-0-0	1-2-0		HOME		0-0-0		0-0-0		1-2-0		
5-1-0	0-0-0	2-1-0		AWAY		0-0-0		3-0-0		0-0-0		
0-0-0	0-0-0	0-0-0		NEUTRAL		0-0-0		0-0-0		0-0-0		
RPI	S	Opponent	Score	RPI	S	Opponent	Score	RPI	S	Opponent	Score	
9	N	Minnesota	0 5	27	N	Virginia Tech	3 11	58	N	Southeast Mo. St.	8 0	
17	A	Oklahoma St.	0 3	36	H	Missouri	1 7	63	A	Louisiana Tech	13 3	
17	H	Oklahoma St.	6 9	36	H	Missouri	3 7	70	N	Texas St.	3 0	
25	A	Arkansas	1 9	42	H	Houston	4 5	77	H	DePaul	6 2	
25	A	Arkansas	3 4	42	H	Houston	13 5	89	A	UT Arlington	3 1	
				42	H	Houston	0 8	97	H	Nebraska	6 2	
				45	N	North Dakota St.	4 6	97	H	Nebraska	10 1	
				47	A	UCF	2 3	97	H	Nebraska	7 5	
				47	A	UCF	6 3					
				47	A	UCF	2 1					

Non-Div. I Games:

Wichita St.

G
e
o
r
g
i
a
T
e
c
h

Georgia Tech

Duke

Average RPI Win: 122		WON-LOST RECORD		WINNING PCT. RANK		LAST 10 GAMES		STRENGTH OF SCHEDULE		OPP. STRENGTH OF SCHEDULE		TEAM RPI		ADJ RPI		CONF. RPI		ADJ CONF. RPI					
DIV. I ONLY		23-23-0		.5 141		6-4-0		62		50		81		.5407 80		5		5					
DIV. I NON-CONF.		12-15-0		.44444 172		4-0-0		32		46		89		.53643 92		4		4					
TOTALS		RPI 1-25		RPI 26-50		W-L RECORDS		RPI 51-100		RPI 101-150		RPI 150+											
23-23-0		0-4-0		3-10-0		OVERALL		7-5-0		5-1-0		8-3-0											
12-12-0		0-0-0		1-9-0		HOME		2-1-0		2-0-0		7-2-0											
8-5-0		0-1-0		0-0-0		AWAY		5-3-0		2-1-0		1-0-0											
3-6-0		0-3-0		2-1-0		NEUTRAL		0-1-0		1-0-0		0-1-0											
12-15-0		0-4-0		1-5-0		NON-CONFERENCE		2-4-0		3-0-0		6-2-0											
9-6-0		0-0-0		0-4-0		HOME		2-1-0		2-0-0		5-1-0											
1-3-0		0-1-0		0-0-		AWAY		0-2-0		0-0-0		1-0-0											
2-6-0		0-3-0		1-1-0		NEUTRAL		0-1-0		1-0-0		0-1-0											
11-8-0		0-0-0		2-5-0		CONFERENCE		5-1-0		2-1-0		2-1-0											
3-6-0		0-0-0		1-5-0		HOME		0-0-0		0-0-0		2-1-0											
7-2-0		0-0-0		0-0-0		AWAY		5-1-0		2-1-0		0-0-0											
1-0-0		0-0-0		1-0-0		NEUTRAL		0-0-0		0-0-0		0-0-0											
RPI	S	Opponent		Score		RPI	S	Opponent		Score		RPI	S	Opponent		Score							
2	N	Washington		1	4	27	H	Virginia Tech		0	3	57	H	Longwood		4	1	106	N	Utah	4	3	
12	N	Northwestern		5	6	27	H	Virginia Tech		0	6	57	H	Longwood		6	3	107	H	Ohio	2	1	
21	A	South Carolina		4	5	27	H	Virginia Tech		1	2	64	A	USC Upstate		1	3	133	A	Virginia	8	0	
21	N	South Carolina		2	3	29	N	Notre Dame		7	3	65	N	California		0	1	133	A	Virginia	1	2	
						30	H	Mississippi St.		2	3	79	A	Georgia Tech		9	5	133	A	Virginia	7	2	
						38	H	North Carolina		2	4	79	A	Georgia Tech		11	2	147	H	Kansas	8	7	
						38	H	North Carolina		2	1	79	A	Georgia Tech		8	6	151	A	Campbell	9	2	
						38	H	North Carolina		1	8	84	A	Elon		4	5	153	H	Penn St.	3	1	
						40	H	Indiana		0	3	94	H	Coastal Caro.		4	11	153	H	Penn St.	0	6	
						40	H	Indiana		1	3	96	A	Syracuse		0	4	166	H	Radford	8	6	
						44	N	Ohio St.		0	6	96	A	Syracuse		5	1	187	H	Charlotte	3	1	
						48	H	Liberty		6	10	96	A	Syracuse		3	2	194	H	Pittsburgh	4	3	
						48	N	Liberty		3	1							194	H	Pittsburgh	8	0	
																		194	H	Pittsburgh	3	5	
																		195	H	Charleston So.	9	5	
																		234	N	Army West Point	0	10	
																		278	H	N.C. Central	8	0	
						LAST 10 GAMES																	
						96	A	Syracuse		3	2	96	A	Syracuse		0	4						
						195	H	Charleston So.		9	5	187	H	Charlotte		3	1						
						153	H	Penn St.		0	6	166	H	Radford		8	6						
						57	H	Longwood		4	1	27	H	Virginia Tech		1	2						
						96	A	Syracuse		5	1	27	H	Virginia Tech		0	3						

Non-Div. I Games:

Duke

Average RPI Win: 166		WON-LOST RECORD	WINNING PCT. RANK	LAST 10 GAMES	STRENGTH OF SCHEDULE	OPP. STRENGTH OF SCHEDULE	TEAM RPI	ADJ RPI		CONF. RPI	ADJ CONF. RPI	
Average RPI Loss: 97												
DIV. I ONLY		26-15-0	.63415 69	5-5-0	122	167	76	.53872	81	10	9	
DIV. I NON-CONF.		17-9-0	.65385 71	0-1-0	156	198	87	.53405	95	11	10	
<hr/>												
TOTALS		RPI 1-25	RPI 26-50		W-L RECORDS		RPI 51-100		RPI 101-150		RPI 150+	
26-15-0		0-2-0	0-0-0		OVERALL		3-7-0		10-4-0		13-2-0	
8-3-0		0-1-0	0-0-0		HOME		2-1-0		3-1-0		3-0-0	
8-7-0		0-1-0	0-0-0		AWAY		1-4-0		2-1-0		5-1-0	
10-5-0		0-0-0	0-0-0		NEUTRAL		0-2-0		5-2-0		5-1-0	
<hr/>												
17-9-0		0-2-0	0-0-0		NON-CONFERENCE		0-4-0		6-2-0		11-1-0	
4-1-0		0-1-0	0-0-0		HOME		0-0-0		1-0-0		3-0-0	
3-3-0		0-1-0	0-0-		AWAY		0-2-0		0-0-0		3-0-0	
10-5-0		0-0-0	0-0-0		NEUTRAL		0-2-0		5-2-0		5-1-0	
<hr/>												
9-6-0		0-0-0	0-0-0		CONFERENCE		3-3-0		4-2-0		2-1-0	
4-2-0		0-0-0	0-0-0		HOME		2-1-0		2-1-0		0-0-0	
5-4-0		0-0-0	0-0-0		AWAY		1-2-0		2-1-0		2-1-0	
0-0-0		0-0-0	0-0-0		NEUTRAL		0-0-0		0-0-0		0-0-0	
<hr/>												
RPI S	Opponent	Score		RPI S	Opponent	Score		RPI S	Opponent	Score		
13 A	James Madison	5	8			51 N	Iowa St.	0	1	104 N	Eastern Ky.	8 4
20 H	Kentucky	4	9			57 A	Longwood	1	13	104 N	Eastern Ky.	5 2
						59 H	Western Ky.	10	2	107 H	Ohio	8 0
						59 H	Western Ky.	8	7	108 A	Southern Miss.	0 5
						59 H	Western Ky.	1	7	108 A	Southern Miss.	6 1
						92 N	Appalachian St.	1	2	108 A	Southern Miss.	6 3
						94 A	Coastal Caro.	0	1	112 N	UMass Lowell	4 3
						99 A	FIU	1	9	135 N	UC Riverside	4 5
						99 A	FIU	1	5	135 N	UC Riverside	5 2
						99 A	FIU	7	1	136 H	UTSA	5 0
										136 H	UTSA	7 0
										136 H	UTSA	2 4
										140 N	Towson	2 3
										141 N	UNCW	11 5
										164 N	Monmouth	2 4
										164 N	Monmouth	1 0
										168 N	Cal Poly	6 5
										187 A	Charlotte	13 0
										187 A	Charlotte	7 5
										187 A	Charlotte	6 11
										191 A	San Diego	10 1
										195 A	Charleston So.	10 0
										207 A	George Mason	5 4
										215 N	Portland St.	7 4
										264 N	Presbyterian	10 1
										274 N	Lafayette	6 1
										287 H	Rider	10 2
<hr/>												
				LAST 10 GAMES								
				99 A	FIU	1	5	287 H	Rider	4	0	
				59 H	Western Ky.	1	7	99 A	FIU	7	1	
				108 A	Southern Miss.	6	3	99 A	FIU	1	9	
				136 H	UTSA	7	0	59 H	Western Ky.	8	7	
				187 A	Charlotte	13	0	59 H	Western Ky.	10	2	

Non-Div. I Games:

Marshall

RPI	S	Opponent	Score	
287	H	Rider	4	0
287	H	Rider	2	0

Marshall

M
a
r
s
h
a
l
l

M
a
r
s
h
a
l
l

Average RPI Win: 176		WON-LOST	WINNING	LAST 10	STRENGTH OF		OPP. STRENGTH	TEAM	ADJ		CONF.	ADJ CONF.
Average RPI Loss: 65		RECORD	PCT. RANK	GAMES	SCHEDULE		OF SCHEDULE	RPI	RPI		RPI	RPI
DIV. I ONLY		20-19-0	.51282	135	5-5-0		49	114	77		.53853	82
DIV. I NON-CONF.		16-11-0	.59259	96	1-0-0		96	210	96		.53103	99
TOTALS		RPI 1-25	RPI 26-50		W-L RECORDS		RPI 51-100		RPI 101-150		RPI 150+	
20-19-0		0-7-0	1-5-0		OVERALL		1-3-0		4-1-0		14-3-0	
1-3-0		0-3-0	0-0-0		HOME		0-0-0		0-0-0		1-0-0	
6-10-0		0-4-0	1-3-0		AWAY		0-2-0		1-0-0		4-1-0	
13-6-0		0-0-0	0-2-0		NEUTRAL		1-1-0		3-1-0		9-2-0	
16-11-0		0-1-0	0-3-0		NON-CONFERENCE		1-3-0		4-1-0		11-3-0	
1-0-0		0-0-0	0-0-0		HOME		0-0-0		0-0-0		1-0-0	
2-5-0		0-1-0	0-0-		AWAY		0-2-0		1-0-0		1-1-0	
13-6-0		0-0-0	0-2-0		NEUTRAL		1-1-0		3-1-0		9-2-0	
4-8-0		0-6-0	1-2-0		CONFERENCE		0-0-0		0-0-0		3-0-0	
0-3-0		0-3-0	0-0-0		HOME		0-0-0		0-0-0		0-0-0	
4-5-0		0-3-0	1-2-0		AWAY		0-0-0		0-0-0		3-0-0	
0-0-0		0-0-0	0-0-0		NEUTRAL		0-0-0		0-0-0		0-0-0	
RPI S	Opponent	Score	RPI S	Opponent	Score	RPI S	Opponent	Score	RPI S	Opponent	Score	
12 A	Northwestern	1 9	41 A	Texas A&M	6 7	85 N	McNeese	4 6	102 N	Jacksonville St.	13 5	
12 A	Northwestern	3 5	44 A	Ohio St.	8 6	85 N	McNeese	2 1	102 N	Jacksonville St.	2 11	
12 A	Northwestern	0 8	44 A	Ohio St.	0 8	99 A	FIU	1 6	133 A	Virginia	4 0	
13 A	James Madison	1 10	44 A	Ohio St.	0 2	99 A	FIU	3 4	143 N	Saint Joseph's	6 5	
15 H	Michigan	0 7	48 N	Liberty	1 2				143 N	Saint Joseph's	8 4	
15 H	Michigan	4 7	48 N	Liberty	3 5				153 A	Penn St.	6 1	
15 H	Michigan	2 10							153 A	Penn St.	3 0	
									153 A	Penn St.	5 3	
									164 N	Monmouth	2 1	
									164 N	Monmouth	0 8	
									175 A	Mercer	8 4	
									175 A	Mercer	1 2	
									182 N	Tennessee Tech	9 1	
									185 H	Fordham	10 2	
									188 N	Columbia	3 2	
									190 N	Binghamton	1 2	
									234 N	Army West Point	12 4	
									244 N	Evansville	9 1	
									248 N	Robert Morris	11 2	
									248 N	Robert Morris	8 0	
									271 N	Quinnipiac	9 1	
									279 N	Morgan St.	8 0	
			LAST 10 GAMES									
			153 A	Penn St.	3 0	182 N	Tennessee Tech	9 1				
			153 A	Penn St.	5 3	153 A	Penn St.	6 1				
			143 N	Saint Joseph's	6 5	44 A	Ohio St.	0 8				
			12 A	Northwestern	1 9	44 A	Ohio St.	8 6				
			12 A	Northwestern	3 5	44 A	Ohio St.	0 2				

Non-Div. I Games:

Rutgers

Average RPI Win: 162		WON-LOST RECORD		WINNING PCT. RANK		LAST 10 GAMES		STRENGTH OF SCHEDULE		OPP. STRENGTH OF SCHEDULE		TEAM RPI		ADJ RPI		CONF. RPI		ADJ CONF. RPI					
DIV. I ONLY		23-16-1		.5875 93		6-4-0		105		119		83		.5373 84		12		13					
DIV. I NON-CONF.		16-11-1		.58929 99		0-1-0		143		141		107		.52559 108		13		13					
TOTALS		RPI 1-25		RPI 26-50		W-L RECORDS		RPI 51-100		RPI 101-150		RPI 150+											
23-16-1		1-3-0		1-2-1		OVERALL		4-3-0		4-3-0		13-5-0											
16-6-0		0-0-0		0-0-0		HOME		4-1-0		3-2-0		9-3-0											
4-8-0		1-3-0		1-1-0		AWAY		0-2-0		0-0-0		2-2-0											
3-2-1		0-0-0		0-1-1		NEUTRAL		0-0-0		1-1-0		2-0-0											
16-11-1		0-1-0		1-2-1		NON-CONFERENCE		4-3-0		2-2-0		9-3-0											
12-4-0		0-0-0		0-0-0		HOME		4-1-0		1-1-0		7-2-0											
1-5-0		0-1-0		1-0-		AWAY		0-2-0		0-0-0		0-1-0											
3-2-1		0-0-0		0-1-1		NEUTRAL		0-0-0		1-1-0		2-0-0											
7-5-0		1-2-0		0-0-0		CONFERENCE		0-0-0		2-1-0		4-2-0											
4-2-0		0-0-0		0-0-0		HOME		0-0-0		2-1-0		2-1-0											
3-3-0		1-2-0		0-0-0		AWAY		0-0-0		0-0-0		2-1-0											
0-0-0		0-0-0		0-0-0		NEUTRAL		0-0-0		0-0-0		0-0-0											
RPI	S	Opponent		Score		RPI	S	Opponent		Score		RPI	S	Opponent		Score							
1	A	Florida St.		1	15	35	A	Georgia		0	5	57	H	Longwood		5	2	104	H	Eastern Ky.	7	5	
13	A	James Madison		5	3	35	A	Georgia		5	4	74	A	UNC Greensboro		0	8	131	N	Samford	8	2	
13	A	James Madison		3	10	49	N	Lipscomb		4	5	74	A	UNC Greensboro		0	2	131	N	Samford	0	4	
13	A	James Madison		2	13	49	N	Lipscomb		8	8	74	H	UNC Greensboro		1	4	133	H	Virginia	3	7	
												80	H	Duke		5	4	141	H	UNCW	1	0	
												92	H	Appalachian St.		10	2	141	H	UNCW	2	1	
												92	H	Appalachian St.		4	0	141	H	UNCW	3	6	
																		151	H	Campbell		2	6
																		163	N	Western Ill.		6	3
																		166	H	Radford		8	4
																		169	A	Col. of Charleston		6	3
																		169	A	Col. of Charleston		5	12
																		169	A	Col. of Charleston		3	2
																		177	H	Delaware		3	2
																		177	H	Delaware		8	3
																		177	H	Delaware		1	5
																		187	A	Charlotte		2	7
																		212	N	Bowling Green		2	1
																		240	H	Hampton		9	7
																		248	H	Northern Ky.		9	2
																		257	H	Oakland		4	5
																		274	H	Lafayette		7	1
																		274	H	Lafayette		9	8
																		281	H	N.C. A&T		7	0
																		285	H	La Salle		9	0

Average RPI Win:		164	WON-LOST RECORD		WINNING PCT. RANK		LAST 10 GAMES		STRENGTH OF SCHEDULE		OPP. STRENGTH OF SCHEDULE		TEAM RPI		ADJ RPI		CONF. RPI		ADJ CONF. RPI										
DIV. I ONLY			23-22-0		.51111 140		8-2-0		97		87		101		.53525 85		20		20										
DIV. I NON-CONF.			9-18-0		.33333 226		0-2-0		17		11		105		.53649 91		14		14										
TOTALS		RPI 1-25		RPI 26-50		W-L RECORDS		RPI 51-100		RPI 101-150		RPI 150+																	
23-22-0		1-6-0		3-4-0		OVERALL		2-6-0		4-5-0		13-1-0																	
12-11-0		0-2-0		1-2-0		HOME		0-2-0		3-5-0		8-0-0																	
8-9-0		1-4-0		1-2-0		AWAY		1-2-0		0-0-0		5-1-0																	
3-2-0		0-0-0		1-0-0		NEUTRAL		1-2-0		1-0-0		0-0-0																	
9-18-0		1-6-0		3-4-0		NON-CONFERENCE		1-4-0		2-4-0		2-0-0																	
4-10-0		0-2-0		1-2-0		HOME		0-2-0		1-4-0		2-0-0																	
2-6-0		1-4-0		1-0-		AWAY		0-0-0		0-0-0		0-0-0																	
3-2-0		0-0-0		1-0-0		NEUTRAL		1-2-0		1-0-0		0-0-0																	
14-4-0		0-0-0		0-0-0		CONFERENCE		1-2-0		2-1-0		11-1-0																	
8-1-0		0-0-0		0-0-0		HOME		0-0-0		2-1-0		6-0-0																	
6-3-0		0-0-0		0-0-0		AWAY		1-2-0		0-0-0		5-1-0																	
0-0-0		0-0-0		0-0-0		NEUTRAL		0-0-0		0-0-0		0-0-0																	
RPI	S	Opponent		Score		RPI	S	Opponent		Score		RPI	S	Opponent		Score													
4	A	Oklahoma		1	6	41	A	Texas A&M		3	1	53	H	Baylor		2	7	101	H	Austin Peay		0	4						
6	A	LSU		0	4	41	A	Texas A&M		1	2	53	H	Baylor		2	5	101	H	Austin Peay		3	4						
17	A	Oklahoma St.		2	3	42	A	Houston		2	3	66	N	Seattle U		1	6	101	H	Austin Peay		1	2						
17	A	Oklahoma St.		2	12	42	H	Houston		2	7	82	N	Rutgers		1	2	109	N	UNI		7	5						
19	A	Louisiana		5	4	48	N	Liberty		5	1	82	N	Rutgers		6	4	131	H	Samford		8	0						
19	H	Louisiana		0	4	49	H	Lipscomb		1	6	95	A	SFA		2	4	131	H	Samford		2	4						
25	H	Arkansas		0	6	49	H	Lipscomb		4	3	95	A	SFA		8	2	145	H	Northwestern St.		3	1						
												95	A	SFA		0	7	145	H	Northwestern St.		3	4						
																		145	H	Northwestern St.		5	2						
																		151	H	Campbell		7	2						
																		193	A	Houston Baptist		1	0						
																		193	A	Houston Baptist		4	2						
																		193	A	Houston Baptist		4	5						
																		210	H	La.-Monroe		9	0						
																		211	H	Central Ark.		4	1						
																		211	H	Central Ark.		10	0						
																		211	H	Central Ark.		3	0						
																		235	A	Abilene Christian		3	2						
																		235	A	Abilene Christian		3	2						
																		235	A	Abilene Christian		6	2						
																		273	H	Incarnate Word		7	2						
																		273	H	Incarnate Word		7	1						
																		273	H	Incarnate Word		1	0						
						LAST 10 GAMES																							
						17 A Oklahoma St.						2	3	235 A Abilene Christian						6	2	273 H Incarnate Word						7	1
						66 N Seattle U						1	6	145 H Northwestern St.						3	4	211 H Central Ark.						4	1
						211 H Central Ark.						4	1	193 A Houston Baptist						1	0	95 A SFA						8	2
						95 A SFA						8	2	101 H Austin Peay						3	4	273 H Incarnate Word						7	1
						273 H Incarnate Word						7	1	211 H Central Ark.						10	0								

Non-Div. I Games:

McNeese

Average RPI Win: 174		WON-LOST RECORD		WINNING PCT. RANK		LAST 10 GAMES		STRENGTH OF SCHEDULE		OPP. STRENGTH OF SCHEDULE		TEAM RPI		ADJ RPI		CONF. RPI		ADJ CONF. RPI	
DIV. I ONLY		31-8-0		.79487 18		7-3-0		263		107		88		.53369 86		13		12	
DIV. I NON-CONF.		25-5-0		.83333 16		1-0-0		239		178		56		.55871 60		12		12	
TOTALS		RPI 1-25		RPI 26-50		W-L RECORDS		RPI 51-100		RPI 101-150		RPI 150+							
31-8-0		0-0-0		1-1-0		OVERALL		4-1-0		6-2-0		20-4-0							
18-4-0		0-0-0		0-0-0		HOME		2-0-0		3-1-0		13-3-0							
6-1-0		0-0-0		1-0-0		AWAY		1-0-0		0-0-0		4-1-0							
7-3-0		0-0-0		0-1-0		NEUTRAL		1-1-0		3-1-0		3-0-0							
25-5-0		0-0-0		1-1-0		NON-CONFERENCE		4-1-0		4-1-0		16-2-0							
14-2-0		0-0-0		0-0-0		HOME		2-0-0		1-0-0		11-2-0							
4-0-0		0-0-0		1-0-		AWAY		1-0-0		0-0-0		2-0-0							
7-3-0		0-0-0		0-1-0		NEUTRAL		1-1-0		3-1-0		3-0-0							
6-3-0		0-0-0		0-0-0		CONFERENCE		0-0-0		2-1-0		4-2-0							
4-2-0		0-0-0		0-0-0		HOME		0-0-0		2-1-0		2-1-0							
2-1-0		0-0-0		0-0-0		AWAY		0-0-0		0-0-0		2-1-0							
0-0-0		0-0-0		0-0-0		NEUTRAL		0-0-0		0-0-0		0-0-0							
RPI	S	Opponent		Score		RPI	S	Opponent		Score		RPI	S	Opponent		Score			
28	N	Boise St.		4	9	65	A	California		2	1	124	H	CSUN		1	2		
50	A	San Jose St.		6	5	66	H	Seattle U		1	0	124	H	CSUN		1	0		
						66	H	Seattle U		3	1	124	H	CSUN		4	2		
						75	N	BYU		4	2	128	H	Sacramento St.		4	0		
						83	N	Miami (OH)		6	7	137	N	Weber St.		2	7		
												137	N	Weber St.		13	8		
												137	N	Weber St.		9	0		
												139	N	Nevada		9	1		
												168	H	Cal Poly		7	0		
												168	H	Cal Poly		5	0		
												168	H	Cal Poly		0	1		
												179	H	UTEP		4	1		
												179	H	UTEP		2	1		
												179	N	UTEP		15	2		
												191	A	San Diego		2	1		
												201	A	Montana		10	4		
												201	H	Montana		2	1		
												205	H	Idaho St.		2	3		
												206	A	UC Santa Barbara		9	0		
												206	A	UC Santa Barbara		3	0		
												206	A	UC Santa Barbara		1	3		
LAST 10 GAMES																			
28	N	Boise St.		4	9	168	H	Cal Poly		7	0	208	H	Marist		4	0		
179	H	UTEP		2	1	168	H	Cal Poly		5	0	208	H	Marist		3	0		
206	A	UC Santa Barbara		1	3	168	H	Cal Poly		0	1	224	N	Georgetown		6	0		
124	H	CSUN		1	0	206	A	UC Santa Barbara		9	0	242	H	Saint Mary's (CA)		5	4		
208	H	Marist		3	0	206	A	UC Santa Barbara		3	0	248	N	Northern Ky.		6	0		

Non-Div. I Games:

UC Davis

RPI	S	Opponent	Score	
261	H	Santa Clara	6	0
261	H	Santa Clara	10	2
270	H	Fairleigh Dickinson	5	0
287	H	Rider	13	0
287	H	Rider	1	2

UC Davis

U
C
D
a
v
i
s

U
C
D
a
v
i
s

Average RPI Win:	158	WON-LOST RECORD	WINNING PCT. RANK	LAST 10 GAMES	STRENGTH OF SCHEDULE	OPP. STRENGTH OF SCHEDULE	TEAM RPI	ADJ RPI	CONF. RPI	ADJ CONF. RPI			
DIV. I ONLY		29-17-0	.63043	72	5-5-0	162	76	86	.53359	87	4	4	
DIV. I NON-CONF.		23-9-0	.71875	45	1-0-0	203	147	77	.54218	79	5	5	
<hr/>													
TOTALS	RPI 1-25	RPI 26-50		W-L RECORDS		RPI 51-100		RPI 101-150		RPI 150+			
29-17-0	0-4-0	2-4-0		OVERALL		6-5-0		6-1-0		15-3-0			
8-4-0	0-0-0	0-0-0		HOME		3-3-0		0-0-0		5-1-0			
2-7-0	0-4-0	1-1-0		AWAY		1-1-0		0-0-0		0-1-0			
19-6-0	0-0-0	1-3-0		NEUTRAL		2-1-0		6-1-0		10-1-0			
23-9-0	0-1-0	1-3-0		NON-CONFERENCE		3-2-0		6-1-0		13-2-0			
3-0-0	0-0-0	0-0-0		HOME		0-0-0		0-0-0		3-0-0			
1-3-0	0-1-0	0-0-		AWAY		1-1-0		0-0-0		0-1-0			
19-6-0	0-0-0	1-3-0		NEUTRAL		2-1-0		6-1-0		10-1-0			
6-8-0	0-3-0	1-1-0		CONFERENCE		3-3-0		0-0-0		2-1-0			
5-4-0	0-0-0	0-0-0		HOME		3-3-0		0-0-0		2-1-0			
1-4-0	0-3-0	1-1-0		AWAY		0-0-0		0-0-0		0-0-0			
0-0-0	0-0-0	0-0-0		NEUTRAL		0-0-0		0-0-0		0-0-0			
RPI	S	Opponent	Score	RPI	S	Opponent	Score	RPI	S	Opponent	Score		
9	A	Minnesota	1 5	27	N	Virginia Tech	0 5	73	N	Bradley	4 2		
9	A	Minnesota	2 8	27	N	Virginia Tech	5 7	73	N	Bradley	3 12		
9	A	Minnesota	1 5	40	A	Indiana	1 2	90	H	Iowa	3 2		
24	A	South Fla.	3 4	40	A	Indiana	5 4	90	H	Iowa	1 2		
				45	N	North Dakota St.	0 3	90	H	Iowa	4 2		
				45	N	North Dakota St.	4 1	93	N	North Florida	5 2		
								97	H	Nebraska	4 9		
								97	H	Nebraska	9 4		
								97	H	Nebraska	5 7		
								98	A	Fla. Atlantic	0 4		
								99	A	FIU	6 3		
										113	N	Middle Tenn.	12 3
										115	N	Albany (NY)	10 8
										121	N	South Alabama	6 5
										127	N	Illinois St.	8 0
										127	N	Illinois St.	2 1
										143	N	Saint Joseph's	8 4
										150	N	South Dakota	2 4
										153	H	Penn St.	4 7
										153	H	Penn St.	9 1
										153	H	Penn St.	8 7
										167	N	Central Mich.	11 3
										169	A	Col. of Charleston	4 8
										170	N	Florida A&M	7 3
										184	N	Seton Hall	7 0
										194	N	Pittsburgh	13 9
										200	H	Indiana St.	9 6
										200	H	Indiana St.	5 4
										213	N	Saint Francis (PA)	6 2
										224	N	Georgetown	5 2
										251	H	Purdue Fort Wayne	5 4
										258	N	Yale	5 4
										267	N	Wagner	0 1
										274	N	Lafayette	11 2
										288	N	Savannah St.	5 0
										288	N	Savannah St.	10 1
				LAST 10 GAMES									
				97	H	Nebraska	4 9	200	H	Indiana St.	5 4		
				97	H	Nebraska	5 7	90	H	Iowa	1 2		
				153	H	Penn St.	9 1	90	H	Iowa	4 2		
				153	H	Penn St.	4 7	143	N	Saint Joseph's	8 4		
				200	H	Indiana St.	9 6	99	A	FIU	6 3		

Non-Div. I Games:

Purdue

Average RPI Win: 175		WON-LOST	WINNING	LAST 10	STRENGTH OF		OPP. STRENGTH	TEAM	ADJ		CONF.	ADJ CONF.
Average RPI Loss: 84		RECORD	PCT. RANK	GAMES	SCHEDULE		OF SCHEDULE	RPI	RPI		RPI	RPI
DIV. I ONLY		26-16-0	.61905	80	10-0-0		160	117	94		.53308	88
DIV. I NON-CONF.		11-13-0	.45833	160	1-0-0		63	48	111		.52631	105
TOTALS		RPI 1-25	RPI 26-50		W-L RECORDS		RPI 51-100		RPI 101-150		RPI 150+	
26-16-0		0-4-0	3-2-0		OVERALL		2-4-0		6-4-0		15-2-0	
13-4-0		0-1-0	0-0-0		HOME		1-2-0		4-1-0		8-0-0	
7-5-0		0-3-0	1-0-0		AWAY		0-0-0		0-1-0		6-1-0	
6-7-0		0-0-0	2-2-0		NEUTRAL		1-2-0		2-2-0		1-1-0	
11-13-0		0-4-0	3-2-0		NON-CONFERENCE		1-2-0		3-4-0		4-1-0	
3-2-0		0-1-0	0-0-0		HOME		0-0-0		1-1-0		2-0-0	
2-4-0		0-3-0	1-0-		AWAY		0-0-0		0-1-0		1-0-0	
6-7-0		0-0-0	2-2-0		NEUTRAL		1-2-0		2-2-0		1-1-0	
15-3-0		0-0-0	0-0-0		CONFERENCE		1-2-0		3-0-0		11-1-0	
10-2-0		0-0-0	0-0-0		HOME		1-2-0		3-0-0		6-0-0	
5-1-0		0-0-0	0-0-0		AWAY		0-0-0		0-0-0		5-1-0	
0-0-0		0-0-0	0-0-0		NEUTRAL		0-0-0		0-0-0		0-0-0	
RPI S	Opponent	Score	RPI S	Opponent	Score	RPI S	Opponent	Score	RPI S	Opponent	Score	
6 A	LSU	1 12	42 A	Houston	2 0	52 N	Southern Ill.	9 0	108 H	Southern Miss.	4 1	
14 A	Ole Miss	0 6	43 N	Illinois	3 5	52 N	Southern Ill.	6 7	121 A	South Alabama	2 3	
14 A	Ole Miss	0 2	43 N	Illinois	2 8	76 H	Sam Houston St.	3 4	122 H	Hofstra	2 8	
19 H	Louisiana	0 8	50 N	San Jose St.	4 2	76 H	Sam Houston St.	2 3	122 N	Hofstra	11 1	
			50 N	San Jose St.	3 2	76 H	Sam Houston St.	1 0	130 N	Northern Ill.	1 2	
						91 N	Maryland	1 2	139 N	Nevada	3 0	
									139 N	Nevada	0 2	
									145 H	Northwestern St.	5 1	
									145 H	Northwestern St.	10 0	
									145 H	Northwestern St.	6 1	
									193 H	Houston Baptist	3 2	
									193 H	Houston Baptist	8 1	
									193 H	Houston Baptist	4 2	
									194 N	Pittsburgh	5 0	
									194 N	Pittsburgh	3 5	
									210 H	La.-Monroe	8 0	
									211 A	Central Ark.	3 1	
									211 A	Central Ark.	0 2	
									211 A	Central Ark.	8 2	
									235 A	Abilene Christian	5 4	
									235 A	Abilene Christian	12 4	
									235 A	Abilene Christian	8 0	
									262 A	Alcorn	7 0	
									273 H	Incarinate Word	7 0	
									273 H	Incarinate Word	7 1	
									273 H	Incarinate Word	6 3	
									296 H	Southern U.	3 0	
			LAST 10 GAMES									
			273 H	Incarinate Word	6 3	193 H	Houston Baptist	3 2	262 A	Alcorn	7 0	
			273 H	Incarinate Word	7 1	211 A	Central Ark.	0 2	273 H	Incarinate Word	7 0	
			145 H	Northwestern St.	10 0	145 H	Northwestern St.	6 1	273 H	Incarinate Word	7 1	
			262 A	Alcorn	7 0	76 H	Sam Houston St.	1 0	273 H	Incarinate Word	6 3	
			273 H	Incarinate Word	7 0	235 A	Abilene Christian	5 4	296 H	Southern U.	3 0	

Non-Div. I Games:

Nicholls St.

Average RPI Win:		142	WON-LOST RECORD		WINNING PCT. RANK	LAST 10 GAMES		STRENGTH OF SCHEDULE		OPP. STRENGTH OF SCHEDULE	TEAM RPI	ADJ RPI	CONF. RPI	ADJ CONF. RPI			
DIV. I ONLY			21-22-0		.48837	145 4-6-0		101		49	105	.53301	89	8	8		
DIV. I NON-CONF.			11-13-0		.45833	160 1-1-0		18		63	66	.56053	56	8	8		
TOTALS		RPI 1-25		RPI 26-50		W-L RECORDS		RPI 51-100		RPI 101-150		RPI 150+					
21-22-0		2-7-0		0-1-0		OVERALL		5-8-0		5-3-0		9-3-0					
12-4-0		2-1-0		0-0-0		HOME		1-1-0		5-1-0		4-1-0					
3-13-0		0-5-0		0-1-0		AWAY		2-4-0		0-1-0		1-2-0					
6-5-0		0-1-0		0-0-0		NEUTRAL		2-3-0		0-1-0		4-0-0					
11-13-0		2-4-0		0-1-0		NON-CONFERENCE		5-5-0		0-2-0		4-1-0					
4-3-0		2-1-0		0-0-0		HOME		1-1-0		0-0-0		1-1-0					
2-5-0		0-2-0		0-0-		AWAY		2-1-0		0-1-0		0-0-0					
5-5-0		0-1-0		0-0-0		NEUTRAL		2-3-0		0-1-0		3-0-0					
10-9-0		0-3-0		0-0-0		CONFERENCE		0-3-0		5-1-0		5-2-0					
8-1-0		0-0-0		0-0-0		HOME		0-0-0		5-1-0		3-0-0					
1-8-0		0-3-0		0-0-0		AWAY		0-3-0		0-0-0		1-2-0					
1-0-0		0-0-0		0-0-0		NEUTRAL		0-0-0		0-0-0		1-0-0					
RPI	S	Opponent		Score		RPI	S	Opponent		Score		RPI	S	Opponent		Score	
3	N	UCLA		1	2	41	A	Texas A&M		0	1	53	A	Baylor		5	2
17	H	Oklahoma St.		2	1							108	N	Southern Miss.		3	5
18	A	Texas Tech		1	9							118	A	Hawaii		7	8
18	A	Texas Tech		4	8							121	H	South Alabama		8	1
19	A	Louisiana		0	2							121	H	South Alabama		10	9
19	A	Louisiana		2	4							121	H	South Alabama		7	2
19	A	Louisiana		1	4							149	H	Ga. Southern		3	10
25	H	Arkansas		1	4							149	H	Ga. Southern		4	2
25	H	Arkansas		7	4							149	H	Ga. Southern		7	1
												193	H	Houston Baptist		5	6
												210	H	La.-Monroe		3	2
												210	H	La.-Monroe		11	7
												210	H	La.-Monroe		8	7
												216	H	Prairie View		2	1
												216	N	Prairie View		10	0
												219	A	Georgia St.		2	3
												219	A	Georgia St.		6	7
												219	A	Georgia St.		6	3
												219	N	Georgia St.		9	1
												235	N	Abilene Christian		2	1
												242	N	Saint Mary's (CA)		8	0
LAST 10 GAMES																	
						210	H	La.-Monroe		11	7	149	H	Ga. Southern		3	10
						210	H	La.-Monroe		3	2	149	H	Ga. Southern		7	1
						19	A	Louisiana		2	4	216	N	Prairie View		10	0
						19	A	Louisiana		0	2	216	H	Prairie View		2	1
						55	A	Troy		4	7	53	A	Baylor		10	2

Non-Div. I Games:

UT Arlington

Average RPI Win: 149		WON-LOST RECORD		WINNING PCT. RANK		LAST 10 GAMES		STRENGTH OF SCHEDULE		OPP. STRENGTH OF SCHEDULE		TEAM RPI		ADJ RPI		CONF. RPI		ADJ CONF. RPI	
DIV. I ONLY		16-21-0		.43243 185		1-9-0		29		89		87		.53227 90		4		4	
DIV. I NON-CONF.		14-11-0		.56 113		0-1-0		90		110		92		.53269 97		5		5	
TOTALS		RPI 1-25		RPI 26-50		W-L RECORDS		RPI 51-100		RPI 101-150		RPI 150+							
16-21-0		0-7-0		2-6-0		OVERALL		2-3-0		5-2-0		7-3-0							
1-7-0		0-3-0		1-2-0		HOME		0-1-0		0-0-0		0-1-0							
2-7-0		0-2-0		0-3-0		AWAY		1-2-0		0-0-0		1-0-0							
13-7-0		0-2-0		1-1-0		NEUTRAL		1-0-0		5-2-0		6-2-0							
14-11-0		0-4-0		1-1-0		NON-CONFERENCE		1-1-0		5-2-0		7-3-0							
0-2-0		0-0-0		0-0-0		HOME		0-1-0		0-0-0		0-1-0							
1-2-0		0-2-0		0-0-		AWAY		0-0-0		0-0-0		1-0-0							
13-7-0		0-2-0		1-1-0		NEUTRAL		1-0-0		5-2-0		6-2-0							
2-10-0		0-3-0		1-5-0		CONFERENCE		1-2-0		0-0-0		0-0-0							
1-5-0		0-3-0		1-2-0		HOME		0-0-0		0-0-0		0-0-0							
1-5-0		0-0-0		0-3-0		AWAY		1-2-0		0-0-0		0-0-0							
0-0-0		0-0-0		0-0-0		NEUTRAL		0-0-0		0-0-0		0-0-0							
RPI S	Opponent	Score		RPI S	Opponent	Score		RPI S	Opponent	Score		RPI S	Opponent	Score					
6 A	LSU	0	9	29 N	Notre Dame	2	1	51 H	Iowa St.	0	2	113 N	Middle Tenn.	6	8				
6 A	LSU	1	16	36 N	Missouri	1	9	83 N	Miami (OH)	2	1	123 N	Ball St.	10	3				
12 H	Northwestern	0	6	39 A	Wisconsin	0	8	87 A	Purdue	2	1	138 N	Massachusetts	5	3				
12 H	Northwestern	0	5	39 A	Wisconsin	1	9	87 A	Purdue	2	3	142 N	UAB	3	1				
12 H	Northwestern	2	6	39 A	Wisconsin	2	4	87 A	Purdue	2	4	143 N	Saint Joseph's	1	4				
23 N	Tulsa	0	3	43 H	Illinois	1	12					146 N	UIC	5	1				
24 N	South Fla.	0	1	43 H	Illinois	11	12					147 N	Kansas	2	1				
				43 H	Illinois	4	3					160 N	Bucknell	5	3				
												162 N	Villanova	2	4				
												163 H	Western Ill.	1	10				
												172 N	Western Mich.	6	1				
												185 A	Fordham	5	3				
												185 N	Fordham	5	0				
												190 N	Binghamton	8	5				
												268 N	Green Bay	4	6				
												268 N	Green Bay	12	0				
												279 N	Morgan St.	3	0				
LAST 10 GAMES																			
				43 H	Illinois	4	3	43 H	Illinois	1	12								
				43 H	Illinois	11	12	39 A	Wisconsin	2	4								
				51 H	Iowa St.	0	2	39 A	Wisconsin	1	9								
				87 A	Purdue	2	1	39 A	Wisconsin	0	8								
				87 A	Purdue	2	4	12 H	Northwestern	0	6								

Non-Div. I Games:

Iowa

Average RPI Win: 140		WON-LOST RECORD	WINNING PCT. RANK	LAST 10 GAMES	STRENGTH OF SCHEDULE	OPP. STRENGTH OF SCHEDULE	TEAM RPI	ADJ RPI		CONF. RPI	ADJ CONF. RPI				
Average RPI Loss: 93															
DIV. I ONLY		19-21-0	.475 152	3-7-0	52	104	91	.5316	91	4	4				
DIV. I NON-CONF.		16-12-0	.57143 108	0	59	189	83	.54151	81	5	5				
<hr/>															
TOTALS		RPI 1-25		RPI 26-50		W-L RECORDS		RPI 51-100		RPI 101-150		RPI 150+			
19-21-0		0-4-0		4-6-0		OVERALL		2-2-0		4-2-0		9-7-0			
5-6-0		0-3-0		1-2-0		HOME		0-0-0		0-1-0		4-0-0			
4-10-0		0-0-0		2-4-0		AWAY		0-2-0		1-1-0		1-3-0			
10-5-0		0-1-0		1-0-0		NEUTRAL		2-0-0		3-0-0		4-4-0			
16-12-0		0-1-0		2-2-0		NON-CONFERENCE		2-2-0		4-2-0		8-5-0			
4-1-0		0-0-0		0-0-0		HOME		0-0-0		0-1-0		4-0-0			
2-6-0		0-0-0		1-0-		AWAY		0-2-0		1-1-0		0-1-0			
10-5-0		0-1-0		1-0-0		NEUTRAL		2-0-0		3-0-0		4-4-0			
3-9-0		0-3-0		2-4-0		CONFERENCE		0-0-0		0-0-0		1-2-0			
1-5-0		0-3-0		1-2-0		HOME		0-0-0		0-0-0		0-0-0			
2-4-0		0-0-0		1-2-0		AWAY		0-0-0		0-0-0		1-2-0			
0-0-0		0-0-0		0-0-0		NEUTRAL		0-0-0		0-0-0		0-0-0			
RPI S	Opponent	Score		RPI S	Opponent	Score		RPI S	Opponent	Score					
9 H	Minnesota	5	6	37 N	UNLV	5	0	55 A	Troy	3	4	117 N	Murray St.	6	3
9 H	Minnesota	3	5	38 A	North Carolina	5	11	55 A	Troy	1	10	117 N	Murray St.	3	2
9 H	Minnesota	5	19	40 A	Indiana	4	3	74 N	UNC Greensboro	17	9	133 H	Virginia	1	7
11 N	Alabama	0	10	40 A	Indiana	0	8	88 N	Nicholls St.	2	1	135 A	UC Riverside	8	3
				40 A	Indiana	1	10					135 A	UC Riverside	2	7
				42 A	Houston	4	2					139 N	Nevada	6	3
				42 A	Houston	4	12					155 N	George Washington	2	5
				44 H	Ohio St.	3	15					157 A	Michigan St.	7	8
				44 H	Ohio St.	1	10					157 A	Michigan St.	3	11
				44 H	Ohio St.	3	2					157 A	Michigan St.	11	9
												162 H	Villanova	6	5
												180 N	UT Martin	5	4
												180 N	UT Martin	2	3
												189 A	Stetson	5	6
												210 N	La.-Monroe	8	0
												214 H	UMBC	9	2
												215 N	Portland St.	8	13
												215 N	Portland St.	12	9
												228 H	Bryant	9	2
												231 N	Bethune-Cookman	3	2
												233 H	Rhode Island	6	4
												236 N	Fairfield	5	6
				LAST 10 GAMES											
				40 A	Indiana	1	10	157 A	Michigan St.	11	9				
				40 A	Indiana	4	3	44 H	Ohio St.	3	15				
				40 A	Indiana	0	8	44 H	Ohio St.	1	10				
				157 A	Michigan St.	3	11	44 H	Ohio St.	3	2				
				157 A	Michigan St.	7	8	9 H	Minnesota	3	5				

Non-Div. I Games:

Maryland

Average RPI Win:	172	WON-LOST RECORD	WINNING PCT. RANK	LAST 10 GAMES	STRENGTH OF SCHEDULE	OPP. STRENGTH OF SCHEDULE	TEAM RPI	ADJ RPI	CONF. RPI	ADJ CONF. RPI		
DIV. I ONLY		27-14-0	.65854	56	5-5-0	195	91	90	.53142	92	8	8
DIV. I NON-CONF.		16-8-0	.66667	63	3-1-0	151	188	80	.54155	80	8	8
<hr/>												
TOTALS	RPI 1-25	RPI 26-50		W-L RECORDS		RPI 51-100		RPI 101-150		RPI 150+		
27-14-0	0-3-0	0-1-0		OVERALL		6-5-0		5-2-0		16-3-0		
9-6-0	0-3-0	0-0-0		HOME		1-1-0		2-1-0		6-1-0		
12-5-0	0-0-0	0-0-0		AWAY		1-4-0		3-0-0		8-1-0		
6-3-0	0-0-0	0-1-0		NEUTRAL		4-0-0		0-1-0		2-1-0		
16-8-0	0-0-0	0-1-0		NON-CONFERENCE		5-4-0		0-1-0		11-2-0		
7-2-0	0-0-0	0-0-0		HOME		1-1-0		0-0-0		6-1-0		
3-3-0	0-0-0	0-0-		AWAY		0-3-0		0-0-0		3-0-0		
6-3-0	0-0-0	0-1-0		NEUTRAL		4-0-0		0-1-0		2-1-0		
11-6-0	0-3-0	0-0-0		CONFERENCE		1-1-0		5-1-0		5-1-0		
2-4-0	0-3-0	0-0-0		HOME		0-0-0		2-1-0		0-0-0		
9-2-0	0-0-0	0-0-0		AWAY		1-1-0		3-0-0		5-1-0		
0-0-0	0-0-0	0-0-0		NEUTRAL		0-0-0		0-0-0		0-0-0		
RPI	S	Opponent	Score	RPI	S	Opponent	Score	RPI	S	Opponent	Score	
19	H	Louisiana	1 3	49	N	Lipscomb	0 1	51	N	Iowa St.	2 1	
19	H	Louisiana	5 15					57	N	Longwood	6 3	
19	H	Louisiana	0 8					70	A	Texas St.	2 1	
								70	A	Texas St.	0 2	
								74	H	UNC Greensboro	2 5	
								74	H	UNC Greensboro	2 1	
								81	N	Marshall	2 1	
								83	A	Miami (OH)	4 5	
								83	N	Miami (OH)	6 4	
								84	A	Elon	2 10	
								84	A	Elon	0 4	

Non-Div. I Games:

Appalachian St.

Average RPI Win: 180		WON-LOST	WINNING	LAST 10	STRENGTH OF		OPP. STRENGTH	TEAM	ADJ	CONF.	ADJ CONF.
Average RPI Loss: 85		RECORD	PCT. RANK	GAMES	SCHEDULE		OF SCHEDULE	RPI	RPI	RPI	RPI
DIV. I ONLY		22-17-0	.5641	111	3-7-0		93	143	85	.53092	93
DIV. I NON-CONF.		18-9-0	.66667	63	1-0-0		140	170	75	.5402	83
TOTALS		RPI 1-25	RPI 26-50		W-L RECORDS		RPI 51-100		RPI 101-150		RPI 150+
22-17-0		0-3-0	1-6-0		OVERALL		0-1-0		6-4-0		15-3-0
11-8-0		0-0-0	0-3-0		HOME		0-0-0		3-3-0		8-2-0
3-5-0		0-2-0	1-2-0		AWAY		0-0-0		2-1-0		0-0-0
8-4-0		0-1-0	0-1-0		NEUTRAL		0-1-0		1-0-0		7-1-0
18-9-0		0-3-0	0-1-0		NON-CONFERENCE		0-1-0		4-3-0		14-1-0
10-3-0		0-0-0	0-0-0		HOME		0-0-0		3-3-0		7-0-0
0-2-0		0-2-0	0-0-		AWAY		0-0-0		0-0-0		0-0-0
8-4-0		0-1-0	0-1-0		NEUTRAL		0-1-0		1-0-0		7-1-0
4-8-0		0-0-0	1-5-0		CONFERENCE		0-0-0		2-1-0		1-2-0
1-5-0		0-0-0	0-3-0		HOME		0-0-0		0-0-0		1-2-0
3-3-0		0-0-0	1-2-0		AWAY		0-0-0		2-1-0		0-0-0
0-0-0		0-0-0	0-0-0		NEUTRAL		0-0-0		0-0-0		0-0-0
RPI S	Opponent	Score	RPI S	Opponent	Score	RPI S	Opponent	Score	RPI S	Opponent	Score
1 A	Florida St.	1 9	44 N	Ohio St.	0 3	87 N	Purdue	2 5	109 H	UNI	0 7
8 A	Florida	1 3	48 H	Liberty	1 5				109 H	UNI	8 7
9 N	Minnesota	0 13	48 H	Liberty	1 3				111 H	South Dakota St.	10 8
			48 H	Liberty	1 4				115 N	Albany (NY)	4 1
			49 A	Lipscomb	1 3				123 H	Ball St.	2 8
			49 A	Lipscomb	8 6				125 A	North Ala.	3 1
			49 A	Lipscomb	0 13				125 A	North Ala.	1 3
									125 A	North Ala.	10 7
									141 H	UNCW	2 8
									149 H	Ga. Southern	4 0
									152 H	Kennesaw St.	1 3
									152 H	Kennesaw St.	1 3
									152 H	Kennesaw St.	2 0
									164 N	Monmouth	8 0
									169 H	Col. of Charleston	5 1
									170 H	Florida A&M	6 1
									181 H	Colgate	7 1
									195 H	Charleston So.	11 3
									197 N	Princeton	9 1
									221 N	Butler	2 1
									224 H	Georgetown	5 0
									224 N	Georgetown	10 1
									234 N	Army West Point	3 0
									247 N	Siena	1 4
									253 N	Manhattan	9 1
									254 N	Buffalo	7 1
									264 H	Presbyterian	2 1
LAST 10 GAMES			109 H	UNI	0 7	48 H	Liberty	1 4	234 N	Army West Point	3 0
			48 H	Liberty	1 5	48 H	Liberty	1 3	247 N	Siena	1 4
			152 H	Kennesaw St.	1 3	170 H	Florida A&M	6 1	253 N	Manhattan	9 1
			125 A	North Ala.	10 7	152 H	Kennesaw St.	2 0	254 N	Buffalo	7 1
			49 A	Lipscomb	1 3	152 H	Kennesaw St.	1 3	264 H	Presbyterian	2 1

Non-Div. I Games:

North Florida

RPI	S	Opponent	Score
277	H	Holy Cross	3 1

Average RPI Win:		170	WON-LOST RECORD		WINNING PCT. RANK	LAST 10 GAMES		STRENGTH OF SCHEDULE		OPP. STRENGTH OF SCHEDULE	TEAM RPI	ADJ RPI	CONF. RPI	ADJ CONF. RPI			
DIV. I ONLY			31-12-0	.72093	34	7-3-0		247		55	89	.53084	94	8	8		
DIV. I NON-CONF.			20-5-0	.8	24	0-1-0		230		80	53	.56007	57	8	8		
TOTALS		RPI 1-25		RPI 26-50		W-L RECORDS		RPI 51-100		RPI 101-150		RPI 150+					
31-12-0		0-2-0		1-3-0		OVERALL		4-4-0		8-2-0		18-1-0					
22-7-0		0-1-0		1-1-0		HOME		3-4-0		4-0-0		14-1-0					
6-5-0		0-1-0		0-2-0		AWAY		1-0-0		4-2-0		1-0-0					
3-0-0		0-0-0		0-0-0		NEUTRAL		0-0-0		0-0-0		3-0-0					
20-5-0		0-2-0		1-3-0		NON-CONFERENCE		2-0-0		4-0-0		13-0-0					
15-2-0		0-1-0		1-1-0		HOME		1-0-0		4-0-0		9-0-0					
2-3-0		0-1-0		0-0-		AWAY		1-0-0		0-0-0		1-0-0					
3-0-0		0-0-0		0-0-0		NEUTRAL		0-0-0		0-0-0		3-0-0					
11-7-0		0-0-0		0-0-0		CONFERENCE		2-4-0		4-2-0		5-1-0					
7-5-0		0-0-0		0-0-0		HOME		2-4-0		0-0-0		5-1-0					
4-2-0		0-0-0		0-0-0		AWAY		0-0-0		4-2-0		0-0-0					
0-0-0		0-0-0		0-0-0		NEUTRAL		0-0-0		0-0-0		0-0-0					
RPI	S	Opponent		Score		RPI	S	Opponent		Score		RPI	S	Opponent		Score	
10	H	Tennessee		1	3	37	H	UNLV		1	10	55	H	Troy		4	10
21	A	South Carolina		4	7	37	H	UNLV		2	1	55	H	Troy		3	5
						38	A	North Carolina		0	9	55	H	Troy		3	11
						47	A	UCF		0	1	70	H	Texas St.		12	2
												70	H	Texas St.		7	4
												70	H	Texas St.		3	5
												80	A	Duke		11	4
												81	H	Marshall		1	0

Non-Div. I Games:

Coastal Caro.

RPI	S	Opponent	Score	
287	H	Rider	11	1
287	H	Rider	5	0

Coastal Caro.

C
o
a
s
t
a
l
C
a
r
o
.

C
o
a
s
t
a
l
C
a
r
o
.

S
F
A

SFA

RPI	S	Opponent	Score	
276	N	Jackson St.	13	2
276	N	Jackson St.	7	3

SFA

S
F
A

S
F
A

Average RPI Win: 143		WON-LOST	WINNING	LAST 10	STRENGTH OF		OPP. STRENGTH	TEAM	ADJ	CONF.	ADJ CONF.
Average RPI Loss: 56		RECORD	PCT. RANK	GAMES	SCHEDULE		OF SCHEDULE	RPI	RPI	RPI	RPI
DIV. I ONLY		18-22-0	.45	172	61		41	92	.52881	96	5
DIV. I NON-CONF.		11-14-0	.44	174	42		64	104	.52826	103	4
TOTALS		RPI 1-25	RPI 26-50		W-L RECORDS		RPI 51-100		RPI 101-150		RPI 150+
18-22-0		0-7-0	3-7-0		OVERALL		5-4-0		2-2-0		8-2-0
6-3-0		0-0-0	2-1-0		HOME		2-2-0		0-0-0		2-0-0
5-12-0		0-5-0	1-4-0		AWAY		2-1-0		1-2-0		1-0-0
7-7-0		0-2-0	0-2-0		NEUTRAL		1-1-0		1-0-0		5-2-0
11-14-0		0-7-0	0-4-0		NON-CONFERENCE		2-1-0		1-0-0		8-2-0
3-0-0		0-0-0	0-0-0		HOME		1-0-0		0-0-0		2-0-0
1-7-0		0-5-0	0-0-0		AWAY		0-0-0		0-0-0		1-0-0
7-7-0		0-2-0	0-2-0		NEUTRAL		1-1-0		1-0-0		5-2-0
7-8-0		0-0-0	3-3-0		CONFERENCE		3-3-0		1-2-0		0-0-0
3-3-0		0-0-0	2-1-0		HOME		1-2-0		0-0-0		0-0-0
4-5-0		0-0-0	1-2-0		AWAY		2-1-0		1-2-0		0-0-0
0-0-0		0-0-0	0-0-0		NEUTRAL		0-0-0		0-0-0		0-0-0
RPI S	Opponent	Score		RPI S	Opponent	Score		RPI S	Opponent	Score	
4 N	Oklahoma	0	6	29 H	Notre Dame	9	1	62 H	Grand Canyon	3	2
4 N	Oklahoma	1	9	29 H	Notre Dame	6	8	66 N	Seattle U	7	0
8 A	Florida	0	8	29 H	Notre Dame	8	6	72 A	NC State	2	7
8 A	Florida	2	8	31 A	Colorado St.	6	8	72 A	NC State	5	3
17 A	Oklahoma St.	0	8	31 A	Colorado St.	0	8	72 A	NC State	5	2
20 A	Kentucky	0	13	33 A	Louisville	4	2	80 H	Duke	1	5
23 A	Tulsa	3	11	33 A	Louisville	0	8	80 H	Duke	2	3
				33 A	Louisville	2	4	80 H	Duke	4	0
				40 N	Indiana	5	6	100 N	San Diego St.	8	9
				40 N	Indiana	1	5				
LAST 10 GAMES											
				80 H	Duke	2	3	80 H	Duke	4	0
				29 H	Notre Dame	8	6	72 A	NC State	5	3
				29 H	Notre Dame	6	8	72 A	NC State	2	7
				272 H	Niagara	7	5	72 A	NC State	5	2
				80 H	Duke	1	5	266 A	Canisius	9	6

Non-Div. I Games:

Syracuse

Average RPI Win:		131	WON-LOST RECORD		WINNING PCT. RANK	LAST 10 GAMES	STRENGTH OF SCHEDULE		OPP. STRENGTH OF SCHEDULE	TEAM RPI	ADJ RPI	CONF. RPI	ADJ CONF. RPI
Average RPI Loss:		51	15-24-0		.38462 210	4-6-0	34		32	95	.52807 97	4	4
DIV. I ONLY			11-16-0		.40741 191	1-1-0	87		32	132	.5048 130	5	5
DIV. I NON-CONF.													
TOTALS		RPI 1-25	RPI 26-50		W-L RECORDS		RPI 51-100		RPI 101-150		RPI 150+		
15-24-0		0-13-0	2-3-0		OVERALL		5-5-0		1-2-0		7-1-0		
3-6-0		0-5-0	2-1-0		HOME		0-0-0		1-0-0		0-0-0		
4-11-0		0-3-0	0-1-0		AWAY		4-4-0		0-2-0		0-1-0		
8-7-0		0-5-0	0-1-0		NEUTRAL		1-1-0		0-0-0		7-0-0		
11-16-0		0-7-0	0-2-0		NON-CONFERENCE		3-4-0		1-2-0		7-1-0		
1-2-0		0-2-0	0-0-0		HOME		0-0-0		1-0-0		0-0-0		
2-7-0		0-0-0	0-0-		AWAY		2-3-0		0-2-0		0-1-0		
8-7-0		0-5-0	0-1-0		NEUTRAL		1-1-0		0-0-0		7-0-0		
4-8-0		0-6-0	2-1-0		CONFERENCE		2-1-0		0-0-0		0-0-0		
2-4-0		0-3-0	2-1-0		HOME		0-0-0		0-0-0		0-0-0		
2-4-0		0-3-0	0-0-0		AWAY		2-1-0		0-0-0		0-0-0		
0-0-0		0-0-0	0-0-0		NEUTRAL		0-0-0		0-0-0		0-0-0		
RPI S	Opponent	Score	RPI S	Opponent	Score	RPI S	Opponent	Score	RPI S	Opponent	Score		
3 N	UCLA	1 9	31 A	Colorado St.	9 12	72 A	NC State	7 2	111 H	South Dakota St.	14 3		
12 H	Northwestern	2 8	32 N	Arizona St.	5 6	72 A	NC State	6 0	147 A	Kansas	0 1		
12 H	Northwestern	0 8	43 H	Illinois	8 11	75 N	BYU	5 4	147 A	Kansas	0 2		
12 H	Northwestern	0 4	43 H	Illinois	5 4	78 A	Wichita St.	1 10	154 N	Lamar University	6 4		
15 A	Michigan	2 7	43 H	Illinois	3 2	78 A	Wichita St.	2 6	154 N	Lamar University	14 2		
15 A	Michigan	0 12				78 A	Wichita St.	5 7	186 A	Creighton	1 9		
15 A	Michigan	0 8				87 A	Purdue	7 5	194 N	Pittsburgh	14 1		
18 N	Texas Tech	10 15				87 A	Purdue	4 9	194 N	Pittsburgh	16 2		
18 N	Texas Tech	1 4				87 A	Purdue	9 4	205 N	Idaho St.	5 0		
22 H	Drake	1 7				100 N	San Diego St.	0 4	205 N	Idaho St.	10 4		
22 H	Drake	0 14							263 N	Omaha	4 3		
23 N	Tulsa	5 6											
23 N	Tulsa	0 6											
LAST 10 GAMES													
87 A	Purdue	9 4	22 H	Drake	0 14								
87 A	Purdue	7 5	87 A	Purdue	4 9								
78 A	Wichita St.	1 10	186 A	Creighton	1 9								
194 N	Pittsburgh	14 1	12 H	Northwestern	0 4								
78 A	Wichita St.	5 7	12 H	Northwestern	2 8								

Non-Div. I Games:

Nebraska

Average RPI Win: 144		WON-LOST	WINNING	LAST 10	STRENGTH OF		OPP. STRENGTH	TEAM	ADJ	CONF.	ADJ CONF.
Average RPI Loss: 72		RECORD	PCT. RANK	GAMES	SCHEDULE		OF SCHEDULE	RPI	RPI	RPI	RPI
DIV. I ONLY		18-23-0	.43902	180	3-7-0		45	82	96	.52792	98
DIV. I NON-CONF.		13-13-0	.5	132	1-1-0		35	47	70	.5479	72
TOTALS		RPI 1-25	RPI 26-50		W-L RECORDS		RPI 51-100		RPI 101-150		RPI 150+
18-23-0		0-4-0	0-5-0		OVERALL		4-6-0		7-7-0		7-1-0
12-11-0		0-0-0	0-3-0		HOME		3-2-0		5-6-0		4-0-0
3-6-0		0-0-0	0-1-0		AWAY		1-4-0		2-1-0		0-0-0
3-6-0		0-4-0	0-1-0		NEUTRAL		0-0-0		0-0-0		3-1-0
13-13-0		0-4-0	0-5-0		NON-CONFERENCE		3-1-0		3-2-0		7-1-0
9-5-0		0-0-0	0-3-0		HOME		2-0-0		3-2-0		4-0-0
1-2-0		0-0-0	0-0-		AWAY		1-1-0		0-0-0		0-0-0
3-6-0		0-4-0	0-1-0		NEUTRAL		0-0-0		0-0-0		3-1-0
5-10-0		0-0-0	0-0-0		CONFERENCE		1-5-0		4-5-0		0-0-0
3-6-0		0-0-0	0-0-0		HOME		1-2-0		2-4-0		0-0-0
2-4-0		0-0-0	0-0-0		AWAY		0-3-0		2-1-0		0-0-0
0-0-0		0-0-0	0-0-0		NEUTRAL		0-0-0		0-0-0		0-0-0
RPI S	Opponent	Score	RPI S	Opponent	Score	RPI S	Opponent	Score	RPI S	Opponent	Score
1 N	Florida St.	5 10	29 H	Notre Dame	1 6	59 A	Western Ky.	2 10	105 H	St. John's (NY)	2 1
4 N	Oklahoma	0 4	34 N	Oregon	0 2	59 A	Western Ky.	0 2	108 A	Southern Miss.	0 2
5 N	Texas	1 5	35 H	Georgia	1 4	59 A	Western Ky.	3 10	108 A	Southern Miss.	3 1
13 N	James Madison	1 6	38 A	North Carolina	2 6	67 A	FGCU	2 3	108 A	Southern Miss.	5 3
			40 H	Indiana	1 4	67 A	FGCU	7 2	113 H	Middle Tenn.	3 6
						67 H	FGCU	8 3	113 H	Middle Tenn.	3 9
						87 H	Purdue	4 0	113 H	Middle Tenn.	8 6
						99 H	FIU	9 11	119 H	East Carolina	5 12
						99 H	FIU	2 5	127 H	Illinois St.	2 6
						99 H	FIU	5 2	133 H	Virginia	1 0
									134 H	Stony Brook	7 3
									142 H	UAB	7 3
									142 H	UAB	1 5
									142 H	UAB	3 5
									155 N	George Washington	0 6
									161 H	UConn	3 2
									161 H	UConn	3 2
									189 N	Stetson	10 2
									189 N	Stetson	3 0
									231 H	Bethune-Cookman	6 3
									236 N	Fairfield	12 4
									258 H	Yale	5 3
			LAST 10 GAMES								
			142 H	UAB	7 3	108 A	Southern Miss.	5 3			
			189 N	Stetson	3 0	113 H	Middle Tenn.	3 9			
			59 A	Western Ky.	0 2	99 H	FIU	9 11			
			142 H	UAB	1 5	189 N	Stetson	10 2			
			67 A	FGCU	7 2	113 H	Middle Tenn.	8 6			

Non-Div. I Games:

Fla. Atlantic

F
I
U

FIU					Through Games Of April 14, 2019							
Average RPI Win: 142 Average RPI Loss: 99		WON-LOST RECORD	WINNING PCT. RANK	LAST 10 GAMES	STRENGTH OF SCHEDULE	OPP. STRENGTH OF SCHEDULE	TEAM RPI	ADJ RPI	CONF. RPI	ADJ CONF. RPI		
DIV. I ONLY		22-20-0	.52381 133	4-6-0	85	129	99	.52677 99	10	9		
DIV. I NON-CONF.		18-9-0	.66667 63	0	152	156	76	.54305 77	11	10		
TOTALS		RPI 1-25	RPI 26-50		W-L RECORDS		RPI 51-100		RPI 101-150		RPI 150+	
22-20-0	0-0-0	1-1-0		OVERALL		6-9-0		5-7-0		10-3-0		
12-14-0	0-0-0	1-1-0		HOME		4-8-0		4-2-0		3-3-0		
2-4-0	0-0-0	0-0-0		AWAY		2-1-0		0-3-0		0-0-0		
8-2-0	0-0-0	0-0-0		NEUTRAL		0-0-0		1-2-0		7-0-0		
18-9-0	0-0-0	1-1-0		NON-CONFERENCE		2-1-0		5-4-0		10-3-0		
10-7-0	0-0-0	1-1-0		HOME		2-1-0		4-2-0		3-3-0		
0-0-0	0-0-0	0-0-		AWAY		0-0-0		0-0-0		0-0-0		
8-2-0	0-0-0	0-0-0		NEUTRAL		0-0-0		1-2-0		7-0-0		
4-11-0	0-0-0	0-0-0		CONFERENCE		4-8-0		0-3-0		0-0-0		
2-7-0	0-0-0	0-0-0		HOME		2-7-0		0-0-0		0-0-0		
2-4-0	0-0-0	0-0-0		AWAY		2-1-0		0-3-0		0-0-0		
0-0-0	0-0-0	0-0-0		NEUTRAL		0-0-0		0-0-0		0-0-0		
RPI S	Opponent	Score	RPI S	Opponent	Score	RPI S	Opponent	Score	RPI S	Opponent	Score	
			29 H	Notre Dame	0 8	59 H	Western Ky.	2 6	113 A	Middle Tenn.	0 5	
			45 H	North Dakota St.	2 1	59 H	Western Ky.	0 4	113 A	Middle Tenn.	1 2	
						59 H	Western Ky.	4 5	113 A	Middle Tenn.	0 8	
						60 H	North Texas	4 13	114 H	LIU Brooklyn	0 1	
						60 H	North Texas	0 3	116 H	Memphis	4 1	
						60 H	North Texas	0 7	116 H	Memphis	4 1	
						81 H	Marshall	5 1	116 N	Memphis	0 4	
						81 H	Marshall	1 7	116 N	Memphis	0 6	
						81 H	Marshall	9 1	119 H	East Carolina	2 1	
						82 H	Rutgers	6 1	129 H	Boston College	2 3	
						82 H	Rutgers	4 3	134 H	Stony Brook	3 0	
						87 H	Purdue	3 6	149 N	Ga. Southern	6 5	
						98 A	Fla. Atlantic	2 5	153 N	Penn St.	3 2	
						98 A	Fla. Atlantic	11 9	154 N	Lamar University	8 5	
						98 A	Fla. Atlantic	5 2	154 N	Lamar University	7 0	
									157 H	Michigan St.	0 5	
									161 N	UConn	7 0	
									162 N	Villanova	4 0	
									164 H	Monmouth	0 2	
									188 H	Columbia	0 3	
									188 H	Columbia	5 4	
									225 N	Detroit Mercy	2 0	
									228 H	Bryant	5 2	
									247 N	Siena	11 1	
									254 H	Buffalo	8 3	
			LAST 10 GAMES									
			87 H	Purdue	3 6	113 A	Middle Tenn.	1 2	228 H	Bryant	5 2	
			129 H	Boston College	2 3	98 A	Fla. Atlantic	11 9	247 N	Siena	11 1	
			116 H	Memphis	4 1	59 H	Western Ky.	0 4	254 H	Buffalo	8 3	
			81 H	Marshall	5 1	81 H	Marshall	1 7				
			60 H	North Texas	0 3	81 H	Marshall	9 1				

F
I
U

Non-Div. I Games:

FIU

Average RPI Win:		130	WON-LOST RECORD		WINNING PCT. RANK	LAST 10 GAMES		STRENGTH OF SCHEDULE		OPP. STRENGTH OF SCHEDULE	TEAM RPI	ADJ RPI	CONF. RPI	ADJ CONF. RPI			
Average RPI Loss:		74															
DIV. I ONLY			19-22-0		.46341	165	4-6-0		65		59	98	.52641	100	7	7	
DIV. I NON-CONF.			12-14-0		.46154	157	0-1-0		102		60	123	.51052	123	7	7	
TOTALS		RPI 1-25		RPI 26-50		W-L RECORDS		RPI 51-100		RPI 101-150		RPI 150+					
19-22-0		0-3-0		3-7-0		OVERALL		4-5-0		5-5-0		7-2-0					
9-9-0		0-0-0		2-4-0		HOME		1-2-0		3-2-0		3-1-0					
4-7-0		0-0-0		1-2-0		AWAY		1-3-0		2-1-0		0-1-0					
6-6-0		0-3-0		0-1-0		NEUTRAL		2-0-0		0-2-0		4-0-0					
12-14-0		0-3-0		0-1-0		NON-CONFERENCE		4-5-0		3-4-0		5-1-0					
5-4-0		0-0-0		0-0-0		HOME		1-2-0		3-2-0		1-0-0					
1-4-0		0-0-0		0-0-		AWAY		1-3-0		0-0-0		0-1-0					
6-6-0		0-3-0		0-1-0		NEUTRAL		2-0-0		0-2-0		4-0-0					
7-8-0		0-0-0		3-6-0		CONFERENCE		0-0-0		2-1-0		2-1-0					
4-5-0		0-0-0		2-4-0		HOME		0-0-0		0-0-0		2-1-0					
3-3-0		0-0-0		1-2-0		AWAY		0-0-0		2-1-0		0-0-0					
0-0-0		0-0-0		0-0-0		NEUTRAL		0-0-0		0-0-0		0-0-0					
RPI	S	Opponent		Score		RPI	S	Opponent		Score		RPI	S	Opponent		Score	
4	N	Oklahoma		0	9	28	A	Boise St.		1	16	61	A	Cal St. Fullerton		1	5
17	N	Oklahoma St.		5	15	28	A	Boise St.		0	7	62	A	Grand Canyon		0	9
18	N	Texas Tech		0	7	28	A	Boise St.		5	2	62	H	Grand Canyon		0	8
						37	H	UNLV		4	5	67	H	FGCU		0	9
						37	H	UNLV		3	4	68	A	Loyola Marymount		1	2
						37	H	UNLV		2	7	69	A	Long Beach St.		4	1
						48	N	Liberty		0	8	75	H	BYU		2	1
						50	H	San Jose St.		2	6	96	N	Syracuse		9	8
						50	H	San Jose St.		3	2	97	N	Nebraska		4	0
						50	H	San Jose St.		3	0						
								LAST 10 GAMES									
						137	H	Weber St.		4	6	139	A	Nevada		3	2
						50	H	San Jose St.		3	0	139	A	Nevada		10	2
						50	H	San Jose St.		2	6	139	A	Nevada		2	7
						50	H	San Jose St.		3	2	37	H	UNLV		3	4
						191	A	San Diego		4	5	37	H	UNLV		2	7

Non-Div. I Games:

San Diego St.

Average RPI Win:	157	WON-LOST RECORD	WINNING PCT. RANK	LAST 10 GAMES	STRENGTH OF SCHEDULE	OPP. STRENGTH OF SCHEDULE	TEAM RPI	ADJ RPI	CONF. RPI	ADJ CONF. RPI					
DIV. I ONLY		23-17-0	.575	107	7-3-0	132	113	97	.52518	101	15	16			
DIV. I NON-CONF.		15-13-0	.53571	123	0	155	104	119	.51167	120	16	16			
<hr/>															
TOTALS	RPI 1-25	RPI 26-50		W-L RECORDS		RPI 51-100		RPI 101-150		RPI 150+					
23-17-0	0-3-0	0-1-0		OVERALL		5-4-0		7-4-0		11-5-0					
6-2-0	0-0-0	0-0-0		HOME		0-0-0		4-2-0		2-0-0					
9-10-0	0-3-0	0-0-0		AWAY		5-3-0		3-2-0		1-2-0					
8-5-0	0-0-0	0-1-0		NEUTRAL		0-1-0		0-0-0		8-3-0					
15-13-0	0-3-0	0-1-0		NON-CONFERENCE		4-3-0		3-2-0		8-4-0					
1-1-0	0-0-0	0-0-0		HOME		0-0-0		1-1-0		0-0-0					
6-7-0	0-3-0	0-0-		AWAY		4-2-0		2-1-0		0-1-0					
8-5-0	0-0-0	0-1-0		NEUTRAL		0-1-0		0-0-0		8-3-0					
8-4-0	0-0-0	0-0-0		CONFERENCE		1-1-0		4-2-0		3-1-0					
5-1-0	0-0-0	0-0-0		HOME		0-0-0		3-1-0		2-0-0					
3-3-0	0-0-0	0-0-0		AWAY		1-1-0		1-1-0		1-1-0					
0-0-0	0-0-0	0-0-0		NEUTRAL		0-0-0		0-0-0		0-0-0					
RPI	S	Opponent	Score	RPI	S	Opponent	Score	RPI	S	Opponent	Score				
14	A	Ole Miss	2 7	37	N	UNLV	1 3	58	A	Southeast Mo. St.	5 2				
19	A	Louisiana	1 2					58	A	Southeast Mo. St.	0 9				
19	A	Louisiana	0 8					83	A	Miami (OH)	4 1				
								83	A	Miami (OH)	2 6				
								85	A	McNeese	4 0				
								85	A	McNeese	4 3				
								85	A	McNeese	2 1				
								94	A	Coastal Caro.	2 6				
								95	N	SFA	1 5				
											102	A Jacksonville St.	0 3		
											102	A Jacksonville St.	3 1		
											113	A Middle Tenn.	10 6		
											117	H Murray St.	4 2		
											117	H Murray St.	2 4		
											120	H Belmont	6 3		
											120	H Belmont	9 1		
											125	H North Ala.	0 4		
											125	H North Ala.	9 1		
											142	A UAB	18 4		
											142	A UAB	6 11		
											154	A Lamar University	0 3		
											157	N Michigan St.	5 2		
											166	N Radford	3 4		
											166	N Radford	12 4		
											192	N Jacksonville	9 2		
											203	N Dayton	7 8		
											203	N Dayton	6 0		
											204	H Tennessee St.	4 1		
											204	H Tennessee St.	9 1		
											210	N La.-Monroe	10 0		
											210	N La.-Monroe	3 5		
											222	A Eastern Ill.	1 4		
											222	A Eastern Ill.	9 0		
											255	N Wright St.	8 3		
											276	N Jackson St.	1 0		
											276	N Jackson St.	12 2		
LAST 10 GAMES				276	N	Jackson St.	1 0	222	A	Eastern Ill.	1 4	222	A	Eastern Ill.	1 4
				19	A	Louisiana	0 8	102	A	Jacksonville St.	0 3	222	A	Eastern Ill.	9 0
				204	H	Tennessee St.	4 1	120	H	Belmont	6 3	255	N	Wright St.	8 3
				125	H	North Ala.	0 4	117	H	Murray St.	2 4	276	N	Jackson St.	1 0
				58	A	Southeast Mo. St.	0 9	85	A	McNeese	4 3	276	N	Jackson St.	12 2

Non-Div. I Games:

Austin Peay

[illegible]

Non-Div. I Games:

Jacksonville St.

Jacksonville St.

Average RPI Win:		164	WON-LOST RECORD		WINNING PCT. RANK	LAST 10 GAMES		STRENGTH OF SCHEDULE		OPP. STRENGTH OF SCHEDULE	TEAM RPI	ADJ RPI	CONF. RPI	ADJ CONF. RPI			
Average RPI Loss:		81															
DIV. I ONLY			21-17-0		.55263	119	6-4-0		146	75	109	.52469	103	16	14		
DIV. I NON-CONF.			16-12-0		.57143	108	2-0-0		125	35	91	.53875	86	18	17		
TOTALS		RPI 1-25		RPI 26-50		W-L RECORDS		RPI 51-100		RPI 101-150		RPI 150+					
21-17-0		0-4-0		1-5-0		OVERALL		4-3-0		0-1-0		16-4-0					
14-5-0		0-2-0		0-1-0		HOME		2-1-0		0-0-0		12-1-0					
4-6-0		0-0-0		0-1-0		AWAY		1-2-0		0-0-0		3-3-0					
3-6-0		0-2-0		1-3-0		NEUTRAL		1-0-0		0-1-0		1-0-0					
16-12-0		0-4-0		1-5-0		NON-CONFERENCE		3-1-0		0-1-0		12-1-0					
12-4-0		0-2-0		0-1-0		HOME		2-1-0		0-0-0		10-0-0					
1-2-0		0-0-0		0-0-		AWAY		0-0-0		0-0-0		1-1-0					
3-6-0		0-2-0		1-3-0		NEUTRAL		1-0-0		0-1-0		1-0-0					
5-5-0		0-0-0		0-0-0		CONFERENCE		1-2-0		0-0-0		4-3-0					
2-1-0		0-0-0		0-0-0		HOME		0-0-0		0-0-0		2-1-0					
3-4-0		0-0-0		0-0-0		AWAY		1-2-0		0-0-0		2-2-0					
0-0-0		0-0-0		0-0-0		NEUTRAL		0-0-0		0-0-0		0-0-0					
RPI	S	Opponent		Score		RPI	S	Opponent		Score		RPI	S	Opponent		Score	
7	H	Arizona		3	11	32	A	Arizona St.		1	17	65	N	California		6	5
7	H	Arizona		1	11	34	N	Oregon		1	3	66	A	Seattle U		3	4
13	N	James Madison		0	2	36	N	Missouri		0	15	66	A	Seattle U		4	0
15	N	Michigan		0	3	38	N	North Carolina		6	2	66	A	Seattle U		1	2
						44	N	Ohio St.		1	5	70	H	Texas St.		7	4
						50	H	San Jose St.		1	3	73	H	Bradley		8	7
												73	H	Bradley		3	4

Non-Div. I Games:

New Mexico St.

Average RPI Win:		196	WON-LOST RECORD		WINNING PCT. RANK	LAST 10 GAMES	STRENGTH OF SCHEDULE		OPP. STRENGTH OF SCHEDULE	TEAM RPI	ADJ RPI	CONF. RPI	ADJ CONF. RPI
Average RPI Loss:		93											
DIV. I ONLY		25-15-0			.625 75	7-3-0	156		187	100	.52462 104	15	16
DIV. I NON-CONF.		13-11-0			.54167 119	0-1-0	108		190	112	.51817 114	16	16
TOTALS		RPI 1-25	RPI 26-50		W-L RECORDS		RPI 51-100		RPI 101-150		RPI 150+		
25-15-0		0-1-0	0-0-0		OVERALL		1-8-0		6-4-0		18-2-0		
10-4-0		0-1-0	0-0-0		HOME		0-1-0		3-1-0		7-1-0		
6-7-0		0-0-0	0-0-0		AWAY		0-3-0		2-3-0		4-1-0		
9-4-0		0-0-0	0-0-0		NEUTRAL		1-4-0		1-0-0		7-0-0		
13-11-0		0-1-0	0-0-0		NON-CONFERENCE		1-6-0		3-3-0		9-1-0		
1-3-0		0-1-0	0-0-0		HOME		0-1-0		0-0-0		1-1-0		
3-4-0		0-0-0	0-0-		AWAY		0-1-0		2-3-0		1-0-0		
9-4-0		0-0-0	0-0-0		NEUTRAL		1-4-0		1-0-0		7-0-0		
12-4-0		0-0-0	0-0-0		CONFERENCE		0-2-0		3-1-0		9-1-0		
9-1-0		0-0-0	0-0-0		HOME		0-0-0		3-1-0		6-0-0		
3-3-0		0-0-0	0-0-0		AWAY		0-2-0		0-0-0		3-1-0		
0-0-0		0-0-0	0-0-0		NEUTRAL		0-0-0		0-0-0		0-0-0		
RPI S	Opponent	Score	RPI S	Opponent	Score	RPI S	Opponent	Score	RPI S	Opponent	Score		
20 H	Kentucky	5 11				57 N	Longwood	1 10	102 H	Jacksonville St.	2 9		
						57 N	Longwood	2 6	102 H	Jacksonville St.	10 5		
						58 A	Southeast Mo. St.	1 4	110 A	Chattanooga	1 2		
						58 A	Southeast Mo. St.	7 9	110 A	Chattanooga	0 2		
						59 H	Western Ky.	5 6	110 A	Chattanooga	2 5		
						81 N	Marshall	4 8	140 N	Towson	5 0		
						81 N	Marshall	2 5	141 A	UNCW	2 0		
						84 A	Elon	5 7	141 A	UNCW	6 2		
						92 N	Appalachian St.	7 6	148 H	SIUE	6 2		
									148 H	SIUE	10 2		
									158 N	Southeastern La.	5 0		
									163 N	Western Ill.	4 3		
									180 A	UT Martin	9 3		
									180 A	UT Martin	4 3		
									182 H	Tennessee Tech	13 3		
									182 H	Tennessee Tech	9 4		
									203 H	Dayton	0 2		
									203 H	Dayton	4 1		
									204 A	Tennessee St.	2 0		
									204 A	Tennessee St.	0 1		
									222 H	Eastern Ill.	2 1		
									222 H	Eastern Ill.	8 2		
									227 N	Youngstown St.	5 2		
									251 N	Purdue Fort Wayne	11 1		
									259 A	Alabama St.	6 2		
									264 N	Presbyterian	18 1		
									266 N	Canisius	12 4		
			LAST 10 GAMES			59 H	Western Ky.	5 6	110 A	Chattanooga	2 5		
						163 N	Western Ill.	4 3	84 A	Elon	5 7		
						251 N	Purdue Fort Wayne	11 1	58 A	Southeast Mo. St.	7 9		
						259 A	Alabama St.	6 2	204 A	Tennessee St.	2 0		
						110 A	Chattanooga	0 2	102 H	Jacksonville St.	10 5		

Non-Div. I Games:

Eastern Ky.

RPI	S	Opponent	Score	
266	N	Canisius	11	9
283	H	Morehead St.	4	0
283	H	Morehead St.	8	0

Eastern Ky.

E
a
s
t
e
r
n
K
y
.

E
a
s
t
e
r
n
K
y
.

Average RPI Win:	181	WON-LOST RECORD	WINNING PCT. RANK	LAST 10 GAMES	STRENGTH OF SCHEDULE	OPP. STRENGTH OF SCHEDULE	TEAM RPI	ADJ RPI	CONF. RPI	ADJ CONF. RPI					
DIV. I ONLY		22-16-0	.57895	103	9-1-0	134	150	102	.52408	105	17	17			
DIV. I NON-CONF.		12-15-0	.44444	172	1-1-0	120	139	148	.49475	146	19	19			
<hr/>															
TOTALS	RPI 1-25	RPI 26-50		W-L RECORDS		RPI 51-100		RPI 101-150		RPI 150+					
22-16-0	0-2-0	0-3-0		OVERALL		2-2-0		5-6-0		15-3-0					
8-3-0	0-0-0	0-0-0		HOME		0-0-0		2-3-0		6-0-0					
7-3-0	0-1-0	0-0-0		AWAY		0-1-0		1-1-0		6-0-0					
7-10-0	0-1-0	0-3-0		NEUTRAL		2-1-0		2-2-0		3-3-0					
12-15-0	0-2-0	0-3-0		NON-CONFERENCE		2-2-0		3-5-0		7-3-0					
4-2-0	0-0-0	0-0-0		HOME		0-0-0		0-2-0		4-0-0					
1-3-0	0-1-0	0-0-		AWAY		0-1-0		1-1-0		0-0-0					
7-10-0	0-1-0	0-3-0		NEUTRAL		2-1-0		2-2-0		3-3-0					
10-1-0	0-0-0	0-0-0		CONFERENCE		0-0-0		2-1-0		8-0-0					
4-1-0	0-0-0	0-0-0		HOME		0-0-0		2-1-0		2-0-0					
6-0-0	0-0-0	0-0-0		AWAY		0-0-0		0-0-0		6-0-0					
0-0-0	0-0-0	0-0-0		NEUTRAL		0-0-0		0-0-0		0-0-0					
RPI	S	Opponent	Score	RPI	S	Opponent	Score	RPI	S	Opponent	Score				
21	A	South Carolina	1 9	35	N	Georgia	1 10	64	N	USC Upstate	10 8				
24	N	South Fla.	2 12	40	N	Indiana	0 11	74	N	UNC Greensboro	6 0				
				47	N	UCF	0 6	74	N	UNC Greensboro	4 8				
								98	A	Fla. Atlantic	1 2				
										110	N	Chattanooga	4 11		
										111	N	South Dakota St.	4 5		
										114	A	LIU Brooklyn	5 6		
										122	H	Hofstra	3 9		
										126	H	Providence	6 10		
										126	H	Providence	5 1		
										126	H	Providence	6 5		
										129	A	Boston College	6 3		
										133	N	Virginia	4 3		
										134	H	Stony Brook	6 25		
										149	N	Ga. Southern	7 3		
										151	N	Campbell	4 3		
										167	N	Central Mich.	2 3		
										172	N	Western Mich.	5 4		
										178	N	Toledo	8 9		
										184	A	Seton Hall	2 0		
										184	A	Seton Hall	3 0		
										184	A	Seton Hall	4 3		
										186	A	Creighton	9 7		
										186	A	Creighton	8 7		
										186	A	Creighton	12 2		
										223	N	Penn	2 4		
										224	H	Georgetown	10 2		
										224	H	Georgetown	12 4		
										231	N	Bethune-Cookman	6 3		
										253	H	Manhattan	6 0		
										267	H	Wagner	13 9		
LAST 10 GAMES				LAST 10 GAMES				LAST 10 GAMES							
				129	A	Boston College	6 3	184	A	Seton Hall	3 0	224	H	Georgetown	10 2
				184	A	Seton Hall	2 0	184	A	Seton Hall	4 3	224	H	Georgetown	12 4
				186	A	Creighton	9 7	253	H	Manhattan	6 0	231	N	Bethune-Cookman	6 3
				224	H	Georgetown	10 2	186	A	Creighton	8 7	253	H	Manhattan	6 0
				126	H	Providence	6 5	186	A	Creighton	12 2	267	H	Wagner	13 9

Non-Div. I Games:

St. John's (NY)

RPI	S	Opponent	Score	
277	H	Holy Cross	8	0
277	H	Holy Cross	7	1

St. John's (NY)

S
t
.
J
o
h
n
.
s
(
N
Y
)




S
t
.
J
o
h
n
.
s
(
N
Y
)

Utah		Average RPI Win: 152	WON-LOST RECORD	WINNING PCT. RANK	LAST 10 GAMES	STRENGTH OF SCHEDULE	OPP. STRENGTH OF SCHEDULE	TEAM RPI	ADJ RPI	CONF. RPI	ADJ CONF. RPI
DIV. I ONLY			14-26-0	.35 230	1-9-0	23	38	104	.52274 106	2	2
DIV. I NON-CONF.			11-17-0	.39286 203	0-4-0	49	49	125	.5104 124	2	2
TOTALS		RPI 1-25	RPI 26-50		W-L RECORDS	RPI 51-100		RPI 101-150		RPI 150+	
14-26-0		0-9-0	1-10-0		OVERALL	3-4-0		5-2-0		5-1-0	
2-7-0		0-5-0	0-0-0		HOME	2-1-0		0-0-0		0-1-0	
2-7-0		0-0-0	1-5-0		AWAY	0-1-0		1-1-0		0-0-0	
10-12-0		0-4-0	0-5-0		NEUTRAL	1-2-0		4-1-0		5-0-0	
11-17-0		0-6-0	0-5-0		NON-CONFERENCE	1-3-0		5-2-0		5-1-0	
0-3-0		0-2-0	0-0-0		HOME	0-0-0		0-0-0		0-1-0	
1-2-0		0-0-0	0-0-		AWAY	0-1-0		1-1-0		0-0-0	
10-12-0		0-4-0	0-5-0		NEUTRAL	1-2-0		4-1-0		5-0-0	
3-9-0		0-3-0	1-5-0		CONFERENCE	2-1-0		0-0-0		0-0-0	
2-4-0		0-3-0	0-0-0		HOME	2-1-0		0-0-0		0-0-0	
1-5-0		0-0-0	1-5-0		AWAY	0-0-0		0-0-0		0-0-0	
0-0-0		0-0-0	0-0-0		NEUTRAL	0-0-0		0-0-0		0-0-0	
RPI S	Opponent	Score	RPI S	Opponent	Score	RPI S	Opponent	Score	RPI S	Opponent	Score
4 H	Oklahoma	2 11	26 A	Stanford	3 6	51 N	Iowa St.	4 7	118 A	Hawaii	3 2
4 H	Oklahoma	3 13	26 A	Stanford	2 1	62 A	Grand Canyon	6 8	122 N	Hofstra	11 3
7 H	Arizona	2 13	26 A	Stanford	2 6	65 H	California	7 8	124 N	CSUN	7 0
7 H	Arizona	1 22	31 N	Colorado St.	1 6	65 H	California	5 4	137 A	Weber St.	1 5
7 H	Arizona	0 13	32 A	Arizona St.	0 13	65 H	California	7 3	147 N	Kansas	6 4
10 N	Tennessee	1 10	32 A	Arizona St.	17 18	73 N	Bradley	2 1	148 N	SIUE	2 5
12 N	Northwestern	0 10	32 A	Arizona St.	4 14	80 N	Duke	3 4	150 N	South Dakota	5 1
17 N	Oklahoma St.	1 8	36 N	Missouri	0 9				172 N	Western Mich.	8 2
20 N	Kentucky	2 13	38 N	North Carolina	2 7				209 H	Utah Valley	2 5
			44 N	Ohio St.	2 10				241 N	Northern Colo.	7 0
			44 N	Ohio St.	0 2				272 N	Niagara	7 2
									272 N	Niagara	10 1
									284 N	St. Bonaventure	14 1
LAST 10 GAMES											
31 N	Colorado St.	1 6	7 H	Arizona	1 22						
26 A	Stanford	2 6	7 H	Arizona	0 13						
26 A	Stanford	3 6	209 H	Utah Valley	2 5						
26 A	Stanford	2 1	4 H	Oklahoma	3 13						
7 H	Arizona	2 13	4 H	Oklahoma	2 11						

Non-Div. I Games:

Utah

Non-Div. I Games:

 Tie,  Loss,  Non-Conf, S Site, H Home, A Away, N Neutral Page 120

RPI	S	Opponent	Score	
283	N	Morehead St.	6	1

Ohio

O
h
i
o

O
h
i
o

Average RPI Win: 169		WON-LOST	WINNING	LAST 10	STRENGTH OF		OPP. STRENGTH	TEAM	ADJ	CONF.	ADJ CONF.
Average RPI Loss: 87		RECORD	PCT. RANK	GAMES	SCHEDULE		OF SCHEDULE	RPI	RPI	RPI	RPI
DIV. I ONLY		26-16-0	.61905	80	9-1-0		191	95	108	.52072	108
DIV. I NON-CONF.		15-9-0	.625	82	2-0-0		199	174	115	.51726	116
TOTALS		RPI 1-25	RPI 26-50		W-L RECORDS		RPI 51-100		RPI 101-150		RPI 150+
26-16-0		0-2-0	0-0-0		OVERALL		5-10-0		8-2-0		13-2-0
14-5-0		0-0-0	0-0-0		HOME		2-4-0		3-1-0		9-0-0
9-9-0		0-2-0	0-0-0		AWAY		1-5-0		5-1-0		3-1-0
3-2-0		0-0-0	0-0-0		NEUTRAL		2-1-0		0-0-0		1-1-0
15-9-0		0-2-0	0-0-0		NON-CONFERENCE		2-4-0		2-2-0		11-1-0
9-1-0		0-0-0	0-0-0		HOME		0-0-0		0-1-0		9-0-0
3-6-0		0-2-0	0-0-		AWAY		0-3-0		2-1-0		1-0-0
3-2-0		0-0-0	0-0-0		NEUTRAL		2-1-0		0-0-0		1-1-0
11-7-0		0-0-0	0-0-0		CONFERENCE		3-6-0		6-0-0		2-1-0
5-4-0		0-0-0	0-0-0		HOME		2-4-0		3-0-0		0-0-0
6-3-0		0-0-0	0-0-0		AWAY		1-2-0		3-0-0		2-1-0
0-0-0		0-0-0	0-0-0		NEUTRAL		0-0-0		0-0-0		0-0-0
RPI S	Opponent	Score	RPI S	Opponent	Score	RPI S	Opponent	Score	RPI S	Opponent	Score
11 A	Alabama	1 3				53 A	Baylor	3 4	102 A	Jacksonville St.	4 5
11 A	Alabama	2 3				53 A	Baylor	1 3	102 A	Jacksonville St.	10 4
						60 A	North Texas	3 4	121 A	South Alabama	2 0
						60 A	North Texas	7 3	121 H	South Alabama	0 4
						60 A	North Texas	5 7	136 H	UTSA	4 1
						76 N	Sam Houston St.	2 3	136 H	UTSA	3 0
						76 N	Sam Houston St.	2 1	136 H	UTSA	8 2
						81 H	Marshall	5 0	142 A	UAB	2 0
						81 H	Marshall	3 6	142 A	UAB	7 4
						81 H	Marshall	1 6	142 A	UAB	4 0
						88 A	Nicholls St.	1 4	157 N	Michigan St.	5 2
						89 N	UT Arlington	5 3	179 A	UTEP	13 2
						98 H	Fla. Atlantic	2 0	179 A	UTEP	11 3
						98 H	Fla. Atlantic	3 5	179 A	UTEP	6 7
						98 H	Fla. Atlantic	1 3	182 H	Tennessee Tech	8 6
									193 H	Houston Baptist	9 1
									193 H	Houston Baptist	9 0
									211 H	Central Ark.	12 4
									213 N	Saint Francis (PA)	0 1
									259 A	Alabama St.	5 0
									262 H	Alcorn	7 2
									262 H	Alcorn	7 0
									276 H	Jackson St.	9 1
									282 H	Mississippi Val.	4 2
									296 H	Southern U.	11 0
			LAST 10 GAMES								
			53 A	Baylor	3 4	136 H	UTSA	8 2			
			76 N	Sam Houston St.	2 1	81 H	Marshall	3 6			
			193 H	Houston Baptist	9 0	179 A	UTEP	6 7			
			142 A	UAB	7 4	98 H	Fla. Atlantic	3 5			
			60 A	North Texas	3 4	262 H	Alcorn	7 2			

Non-Div. I Games:

Southern Miss.

U
N
I

Tie, Loss, Non-Conf, S Site, H Home, A Away, N Neutral Page 123

Average RPI Win: 182		WON-LOST	WINNING	LAST 10	STRENGTH OF		OPP. STRENGTH	TEAM	ADJ	CONF.	ADJ CONF.
Average RPI Loss: 124		RECORD	PCT. RANK	GAMES	SCHEDULE		OF SCHEDULE	RPI	RPI	RPI	RPI
DIV. I ONLY		25-12-0	.67568	46	5-5-0		217	159	110	.51864	110
DIV. I NON-CONF.		21-7-0	.75	34	1-0-0		231	196	84	.53661	90
TOTALS		RPI 1-25	RPI 26-50		W-L RECORDS		RPI 51-100		RPI 101-150		RPI 150+
25-12-0	0-0-0	0-2-0		OVERALL		1-3-0		6-1-0		18-6-0	
7-4-0	0-0-0	0-0-0		HOME		0-3-0		3-0-0		4-1-0	
5-2-0	0-0-0	0-0-0		AWAY		0-0-0		0-0-0		5-2-0	
13-6-0	0-0-0	0-2-0		NEUTRAL		1-0-0		3-1-0		9-3-0	
21-7-0	0-0-0	0-2-0		NON-CONFERENCE		1-0-0		6-1-0		14-4-0	
7-1-0	0-0-0	0-0-0		HOME		0-0-0		3-0-0		4-1-0	
1-0-0	0-0-0	0-0-		AWAY		0-0-0		0-0-0		1-0-0	
13-6-0	0-0-0	0-2-0		NEUTRAL		1-0-0		3-1-0		9-3-0	
4-5-0	0-0-0	0-0-0		CONFERENCE		0-3-0		0-0-0		4-2-0	
0-3-0	0-0-0	0-0-0		HOME		0-3-0		0-0-0		0-0-0	
4-2-0	0-0-0	0-0-0		AWAY		0-0-0		0-0-0		4-2-0	
0-0-0	0-0-0	0-0-0		NEUTRAL		0-0-0		0-0-0		0-0-0	
RPI S	Opponent	Score		RPI S	Opponent	Score		RPI S	Opponent	Score	
45 N	North Dakota St.	1	5	74 H	UNC Greensboro	0	2	104 H	Eastern Ky.	5	2
47 N	UCF	1	4	74 H	UNC Greensboro	3	4	104 H	Eastern Ky.	2	1
				74 H	UNC Greensboro	2	3	104 H	Eastern Ky.	2	0
				78 N	Wichita St.	3	2	105 N	St. John's (NY)	11	4
								107 N	Ohio	6	3
								114 N	LIU Brooklyn	8	1
								129 N	Boston College	6	9
								152 A	Kennesaw St.	15	4
								152 H	Kennesaw St.	0	7
								162 N	Villanova	2	1
								170 N	Florida A&M	4	5
								172 N	Western Mich.	2	1
								174 A	Furman	3	2
								174 A	Furman	9	0
								174 A	Furman	0	2
								175 A	Mercer	4	2
								175 A	Mercer	1	2
								175 A	Mercer	4	2
								182 H	Tennessee Tech	10	2
								184 N	Seton Hall	6	7
								184 N	Seton Hall	2	8
								200 H	Indiana St.	6	5
								203 H	Dayton	8	0
								222 N	Eastern Ill.	9	1
								222 N	Eastern Ill.	2	1
								254 N	Buffalo	11	6
								260 N	Central Conn. St.	5	4
LAST 10 GAMES				175 A	Mercer	4	2	203 H	Dayton	8	0
104 H	Eastern Ky.	2	0	175 A	Mercer	4	2	222 N	Eastern Ill.	9	1
104 H	Eastern Ky.	5	2	74 H	UNC Greensboro	3	4	222 N	Eastern Ill.	2	1
175 A	Mercer	1	2	74 H	UNC Greensboro	0	2	254 N	Buffalo	11	6
74 H	UNC Greensboro	2	3	174 A	Furman	0	2	260 N	Central Conn. St.	5	4
174 A	Furman	9	0								

Non-Div. I Games:

Chattanooga

RPI	S	Opponent	Score	
264	H	Presbyterian	6	3
277	N	Holy Cross	1	0
283	N	Morehead St.	6	2
283	N	Morehead St.	10	2

Chattanooga

C
h
a
t
t
a
n
o
o
g
a

C
h
a
t
t
a
n
o
o
g
a

Average RPI Win:		197	WON-LOST RECORD		WINNING PCT. RANK		LAST 10 GAMES		STRENGTH OF SCHEDULE		OPP. STRENGTH OF SCHEDULE		TEAM RPI		ADJ RPI		CONF. RPI		ADJ CONF. RPI					
DIV. I ONLY			25-12-0		.67568		46		4-6-0		231		163		115		.51618		111		22		21	
DIV. I NON-CONF.			21-8-0		.72414		42		0-2-0		207		200		85		.53902		85		20		20	
TOTALS		RPI 1-25		RPI 26-50		W-L RECORDS		RPI 51-100		RPI 101-150		RPI 150+												
25-12-0		1-0-0		0-2-0		OVERALL		0-3-0		3-1-0		21-6-0												
1-1-0		0-0-0		0-0-0		HOME		0-0-0		0-0-0		1-1-0												
5-7-0		0-0-0		0-2-0		AWAY		0-2-0		0-1-0		5-2-0												
19-4-0		1-0-0		0-0-0		NEUTRAL		0-1-0		3-0-0		15-3-0												
21-8-0		1-0-0		0-0-0		NON-CONFERENCE		0-3-0		3-1-0		17-4-0												
0-0-0		0-0-0		0-0-0		HOME		0-0-0		0-0-0		0-0-0												
2-5-0		0-0-0		0-0-		AWAY		0-2-0		0-1-0		2-2-0												
19-3-0		1-0-0		0-0-0		NEUTRAL		0-1-0		3-0-0		15-2-0												
4-4-0		0-0-0		0-2-0		CONFERENCE		0-0-0		0-0-0		4-2-0												
1-1-0		0-0-0		0-0-0		HOME		0-0-0		0-0-0		1-1-0												
3-2-0		0-0-0		0-2-0		AWAY		0-0-0		0-0-0		3-0-0												
0-1-0		0-0-0		0-0-0		NEUTRAL		0-0-0		0-0-0		0-1-0												
RPI	S	Opponent		Score		RPI	S	Opponent		Score		RPI	S	Opponent		Score								
22	N	Drake		6 4		45	A	North Dakota St.		0 1		58	N	Southeast Mo. St.		3 7								
						45	A	North Dakota St.		0 5		93	A	North Florida		8 10								
												97	A	Nebraska		3 14								
												105	N	St. John's (NY)		5 4								
												109	A	UNI		2 10								
												125	N	North Ala.		6 5								
												126	N	Providence		4 1								
												153	N	Penn St.		4 5								
												163	H	Western Ill.		3 5								
												163	H	Western Ill.		7 2								
												163	N	Western Ill.		2 7								
												167	N	Central Mich.		6 1								
												169	N	Col. of Charleston		9 4								
												172	N	Western Mich.		1 0								
												181	N	Colgate		1 0								
												181	N	Colgate		9 7								
												181	N	Colgate		8 0								
												186	N	Creighton		0 1								
												186	N	Creighton		5 0								
												192	A	Jacksonville		1 2								
												202	A	UMKC		10 8								
												202	A	UMKC		4 6								
												211	A	Central Ark.		7 4								
												213	N	Saint Francis (PA)		7 2								
												225	N	Detroit Mercy		10 7								
												230	N	Saint Louis		6 0								
												230	N	Saint Louis		14 0								
												234	N	Army West Point		5 1								
												260	N	Central Conn. St.		5 1								
												263	A	Omaha		13 3								
LAST 10 GAMES						163	N	Western Ill.		2 7		45	A	North Dakota St.		0 1								
						211	A	Central Ark.		7 4		45	A	North Dakota St.		0 5								
						276	N	Jackson St.		16 1		163	H	Western Ill.		7 2								
						263	A	Omaha		8 1		97	A	Nebraska		3 14								
						163	H	Western Ill.		3 5		263	A	Omaha		13 3								

Non-Div. I Games:

South Dakota St.

RPI	S	Opponent	Score	
263	A	Omaha	8	1
263	A	Omaha	4	1
276	N	Jackson St.	9	1
276	N	Jackson St.	16	1

South Dakota St.

S
o
u
t
h
D
a
k
o
t
a
S
t
.

S
o
u
t
h
D
a
k
o
t
a
S
t
.

Average RPI Win: 204		WON-LOST RECORD		WINNING PCT. RANK		LAST 10 GAMES		STRENGTH OF SCHEDULE		OPP. STRENGTH OF SCHEDULE		TEAM RPI		ADJ RPI		CONF. RPI		ADJ CONF. RPI	
DIV. I ONLY		20-12-0		.625 75		10-0-0		189		173		113		.51583 112		23		23	
DIV. I NON-CONF.		12-12-0		.5 132		2-0-0		154		161		138		.49935 138		23		24	
TOTALS		RPI 1-25		RPI 26-50		W-L RECORDS		RPI 51-100		RPI 101-150		RPI 150+							
20-12-0		0-0-0		1-4-0		OVERALL		0-2-0		1-2-0		18-4-0							
3-0-0		0-0-0		0-0-0		HOME		0-0-0		0-0-0		3-0-0							
11-6-0		0-0-0		0-4-0		AWAY		0-0-0		0-0-0		11-2-0							
6-6-0		0-0-0		1-0-0		NEUTRAL		0-2-0		1-2-0		4-2-0							
12-12-0		0-0-0		1-4-0		NON-CONFERENCE		0-2-0		1-2-0		10-4-0							
0-0-0		0-0-0		0-0-0		HOME		0-0-0		0-0-0		0-0-0							
6-6-0		0-0-0		0-0-		AWAY		0-0-0		0-0-0		6-2-0							
6-6-0		0-0-0		1-0-0		NEUTRAL		0-2-0		1-2-0		4-2-0							
8-0-0		0-0-0		0-0-0		CONFERENCE		0-0-0		0-0-0		8-0-0							
3-0-0		0-0-0		0-0-0		HOME		0-0-0		0-0-0		3-0-0							
5-0-0		0-0-0		0-0-0		AWAY		0-0-0		0-0-0		5-0-0							
0-0-0		0-0-0		0-0-0		NEUTRAL		0-0-0		0-0-0		0-0-0							
RPI	S	Opponent	Score	RPI	S	Opponent	Score	RPI	S	Opponent	Score	RPI	S	Opponent	Score				
26	A	Stanford	6 7	79	N	Georgia Tech	8 9	126	N	Providence	7 4								
26	A	Stanford	3 4	81	N	Marshall	3 4	126	N	Providence	3 5								
37	N	UNLV	1 0					141	N	UNCW	2 9								
50	A	San Jose St.	0 5					160	N	Bucknell	4 1								
50	A	San Jose St.	1 9					161	A	UConn	8 7								
								166	N	Radford	2 1								
								169	A	Col. of Charleston	1 5								
								190	A	Binghamton	3 2								
								190	A	Binghamton	6 3								
								190	A	Binghamton	4 3								
								192	A	Jacksonville	0 8								
								192	A	Jacksonville	6 1								
								195	A	Charleston So.	5 0								
								199	N	Pacific	1 3								
								228	A	Bryant	7 6								
								243	H	Maine	8 0								
								243	H	Maine	7 5								
								243	H	Maine	5 2								
								248	N	Northern Ky.	6 4								
								250	N	Iona	1 7								
								250	N	Iona	12 4								
								252	A	Hartford	10 6								
								252	A	Hartford	6 5								
								258	A	Yale	9 1								
								258	A	Yale	7 3								
LAST 10 GAMES				LAST 10 GAMES				LAST 10 GAMES											
190	A	Binghamton	3 2	190	A	Binghamton	4 3	252	A	Hartford	10 6								
243	H	Maine	7 5	252	A	Hartford	10 6	258	A	Yale	9 1								
258	A	Yale	9 1	228	A	Bryant	7 6	258	A	Yale	7 3								
252	A	Hartford	6 5	243	H	Maine	8 0												
190	A	Binghamton	6 3	243	H	Maine	5 2												

Non-Div. I Games:

UMass Lowell

Average RPI Win: 153		WON-LOST RECORD		WINNING PCT. RANK		LAST 10 GAMES		STRENGTH OF SCHEDULE		OPP. STRENGTH OF SCHEDULE		TEAM RPI		ADJ RPI		CONF. RPI		ADJ CONF. RPI	
DIV. I ONLY		25-18-0		.5814 99		7-3-0		181		88		117		.51556 113		10		9	
DIV. I NON-CONF.		16-13-0		.55172 117		2-0-0		144		126		116		.51825 113		11		10	
TOTALS		RPI 1-25		RPI 26-50		W-L RECORDS		RPI 51-100		RPI 101-150		RPI 150+							
25-18-0		1-2-0		0-1-0		OVERALL		7-5-0		5-6-0		12-4-0							
7-3-0		0-0-0		0-0-0		HOME		3-0-0		2-2-0		2-1-0							
8-6-0		0-0-0		0-1-0		AWAY		3-2-0		1-2-0		4-1-0							
10-9-0		1-2-0		0-0-0		NEUTRAL		1-3-0		2-2-0		6-2-0							
16-13-0		1-2-0		0-1-0		NON-CONFERENCE		2-4-0		3-3-0		10-3-0							
3-2-0		0-0-0		0-0-0		HOME		0-0-0		1-1-0		2-1-0							
3-2-0		0-0-0		0-0-		AWAY		1-1-0		0-0-0		2-0-0							
10-9-0		1-2-0		0-0-0		NEUTRAL		1-3-0		2-2-0		6-2-0							
9-5-0		0-0-0		0-0-0		CONFERENCE		5-1-0		2-3-0		2-1-0							
4-1-0		0-0-0		0-0-0		HOME		3-0-0		1-1-0		0-0-0							
5-4-0		0-0-0		0-0-0		AWAY		2-1-0		1-2-0		2-1-0							
0-0-0		0-0-0		0-0-0		NEUTRAL		0-0-0		0-0-0		0-0-0							
RPI S	Opponent		Score		RPI S	Opponent		Score		RPI S	Opponent		Score		RPI S	Opponent		Score	
10 N	Tennessee		0	8	30 A	Mississippi St.		2	8	62 A	Grand Canyon		7	5	101 H	Austin Peay		6	10
21 N	South Carolina		4	6						87 N	Purdue		3	12	115 N	Albany (NY)		4	2
24 N	South Fla.		2	1						90 N	Iowa		8	6	120 H	Belmont		4	3
										95 N	SFA		1	7	130 N	Northern Ill.		2	13
										95 N	SFA		1	2	130 N	Northern Ill.		2	1
										98 A	Fla. Atlantic		6	3	136 A	UTSA		5	6
										98 A	Fla. Atlantic		6	8	136 A	UTSA		4	5
										98 A	Fla. Atlantic		9	3	136 A	UTSA		11	9
										99 H	FIU		5	0	142 H	UAB		1	3
										99 H	FIU		8	0	142 H	UAB		6	5
										99 H	FIU		2	1	150 N	South Dakota		1	3
										100 A	San Diego St.		1	2	173 N	Valparaiso		4	1
															173 N	Valparaiso		4	2
															174 N	Furman		0	4
															180 A	UT Martin		2	0
															181 N	Colgate		1	2
															187 A	Charlotte		7	4
															187 A	Charlotte		6	5
															187 A	Charlotte		2	9
															204 A	Tennessee St.		9	2
															206 N	UC Santa Barbara		2	1
															223 N	Penn		3	0
															231 N	Bethune-Cookman		6	2
															243 H	Maine		1	2
															247 N	Siena		14	3
															255 H	Wright St.		8	0
															255 H	Wright St.		3	0
				LAST 10 GAMES															
				173 N	Valparaiso		4	2	99 H	FIU		2	1	231 N	Bethune-Cookman		6	2	
				95 N	SFA		1	2	255 H	Wright St.		8	0	243 H	Maine		1	2	
				136 A	UTSA		5	6	98 A	Fla. Atlantic		9	3	247 N	Siena		14	3	
				187 A	Charlotte		2	9	98 A	Fla. Atlantic		6	8	255 H	Wright St.		8	0	
				142 H	UAB		1	3	98 A	Fla. Atlantic		6	3	255 H	Wright St.		3	0	

Non-Div. I Games:

Middle Tenn.

L
I
U
B
r
o
o
k
l
y
n

LIU Brooklyn

RPI	S	Opponent	Score	
270	A	Fairleigh Dickinson	1	2
275	N	Brown	2	1

LIU Brooklyn

L
I
U
B
r
o
o
k
l
y
n

L
I
U
B
r
o
o
k
l
y
n

Albany (NY)

Albany (NY)

**M
e
m
p
h
i
s**

Memphis

Memphis

M
u
r
r
a
y
s
t
.

Murray St.

RPI	S	Opponent	Score	
251	H	Purdue Fort Wayne	2	0

Murray St.

M
u
r
r
a
y
S
t
.

M
u
r
r
a
y
S
t
.

Average RPI Win:		173	WON-LOST RECORD		WINNING PCT. RANK		LAST 10 GAMES		STRENGTH OF SCHEDULE		OPP. STRENGTH OF SCHEDULE		TEAM RPI		ADJ RPI		CONF. RPI		ADJ CONF. RPI				
DIV. I ONLY			20-23-0		.46512 163		1-9-0		96		109		125		.51279 119		6		6				
DIV. I NON-CONF.			18-13-0		.58065 100		0-1-0		139		182		110		.52213 112		6		6				
TOTALS		RPI 1-25		RPI 26-50		W-L RECORDS		RPI 51-100		RPI 101-150		RPI 150+											
20-23-0		1-6-0		0-5-0		OVERALL		4-4-0		3-4-0		12-4-0											
8-11-0		1-3-0		0-4-0		HOME		0-0-0		0-2-0		7-2-0											
5-9-0		0-3-0		0-0-0		AWAY		3-3-0		1-2-0		1-1-0											
7-3-0		0-0-0		0-1-0		NEUTRAL		1-1-0		2-0-0		4-1-0											
18-13-0		0-1-0		0-2-0		NON-CONFERENCE		4-4-0		2-2-0		12-4-0											
7-6-0		0-1-0		0-1-0		HOME		0-0-0		0-2-0		7-2-0											
4-4-0		0-0-0		0-0-		AWAY		3-3-0		0-0-0		1-1-0											
7-3-0		0-0-0		0-1-0		NEUTRAL		1-1-0		2-0-0		4-1-0											
2-10-0		1-5-0		0-3-0		CONFERENCE		0-0-0		1-2-0		0-0-0											
1-5-0		1-2-0		0-3-0		HOME		0-0-0		0-0-0		0-0-0											
1-5-0		0-3-0		0-0-0		AWAY		0-0-0		1-2-0		0-0-0											
0-0-0		0-0-0		0-0-0		NEUTRAL		0-0-0		0-0-0		0-0-0											
RPI	S	Opponent		Score		RPI	S	Opponent		Score		RPI	S	Opponent		Score		RPI	S	Opponent		Score	
13	H	James Madison		1	3	29	N	Notre Dame		0	5	57	A	Longwood		2	3	114	N	LIU Brooklyn		6	5
23	H	Tulsa		1	5	38	H	North Carolina		0	5	57	A	Longwood		8	7	116	A	Memphis		0	8
23	H	Tulsa		1	8	47	H	UCF		3	5	64	A	USC Upstate		3	1	116	A	Memphis		1	9
23	H	Tulsa		1	0	47	H	UCF		2	7	72	A	NC State		1	5	116	A	Memphis		5	4
24	A	South Fla.		3	4	47	H	UCF		2	6	83	N	Miami (OH)		9	1	129	H	Boston College		0	1
24	A	South Fla.		0	2							83	N	Miami (OH)		1	3	138	H	Massachusetts		0	5
24	A	South Fla.		2	3							98	A	Fla. Atlantic		12	5	140	N	Towson		14	5
												99	A	FIU		1	2	151	H	Campbell		9	4
																		151	H	Campbell		2	10
																		159	H	Winthrop		0	19
																		170	N	Florida A&M		5	7
																		188	H	Columbia		11	0
																		188	H	Columbia		6	2
																		207	A	George Mason		7	2
																		207	A	George Mason		3	4
																		213	H	Saint Francis (PA)		7	5
																		226	N	Sacred Heart		3	0
																		227	N	Youngstown St.		11	4
																		265	H	Cleveland St.		9	8
																		267	H	Wagner		7	6
																		267	H	Wagner		6	3
																		286	N	Cornell		11	1
																		286	N	Cornell		10	0
LAST 10 GAMES																							
						23	H	Tulsa		1	5	57	A	Longwood		8	7	286	N	Cornell		10	0
						23	H	Tulsa		1	8	151	H	Campbell		2	10						
						47	H	UCF		2	7	151	H	Campbell		9	4						
						47	H	UCF		3	5	227	N	Youngstown St.		11	4						
						57	A	Longwood		2	3	23	H	Tulsa		1	0						

Non-Div. I Games:

East Carolina

Average RPI Win:	210	WON-LOST RECORD	WINNING PCT. RANK	LAST 10 GAMES	STRENGTH OF SCHEDULE	OPP. STRENGTH OF SCHEDULE	TEAM RPI	ADJ RPI	CONF. RPI	ADJ CONF. RPI						
Average RPI Loss:	111															
DIV. I ONLY		26-17-0	.60465	83	7-3-0	176	210	121	.51156	120	15	16				
DIV. I NON-CONF.		18-9-0	.66667	63	1-1-0	194	233	108	.52298	110	16	16				
<hr/>																
TOTALS	RPI 1-25	RPI 26-50		W-L RECORDS		RPI 51-100		RPI 101-150		RPI 150+						
26-17-0	0-1-0	0-2-0		OVERALL		1-2-0		4-8-0		21-4-0						
13-6-0	0-1-0	0-0-0		HOME		1-1-0		1-1-0		11-3-0						
4-7-0	0-0-0	0-2-0		AWAY		0-0-0		2-5-0		2-0-0						
9-4-0	0-0-0	0-0-0		NEUTRAL		0-1-0		1-2-0		8-1-0						
<hr/>																
18-9-0	0-1-0	0-2-0		NON-CONFERENCE		0-1-0		3-3-0		15-2-0						
7-2-0	0-1-0	0-0-0		HOME		0-0-0		0-0-0		7-1-0						
2-3-0	0-0-0	0-0-		AWAY		0-0-0		2-1-0		0-0-0						
9-4-0	0-0-0	0-0-0		NEUTRAL		0-1-0		1-2-0		8-1-0						
<hr/>																
8-8-0	0-0-0	0-0-0		CONFERENCE		1-1-0		1-5-0		6-2-0						
6-4-0	0-0-0	0-0-0		HOME		1-1-0		1-1-0		4-2-0						
2-4-0	0-0-0	0-0-0		AWAY		0-0-0		0-4-0		2-0-0						
0-0-0	0-0-0	0-0-0		NEUTRAL		0-0-0		0-0-0		0-0-0						
<hr/>																
RPI	S	Opponent	Score		RPI	S	Opponent	Score		RPI	S	Opponent	Score			
14	H	Ole Miss	1	11	35	A	Georgia	0	3	58	H	Southeast Mo. St.	2	3		
					35	A	Georgia	1	8	58	H	Southeast Mo. St.	7	0		
										77	N	DePaul	1	2		
												101	A	Austin Peay	1	9
												101	A	Austin Peay	3	6
												102	H	Jacksonville St.	5	7
												102	H	Jacksonville St.	8	0
												113	A	Middle Tenn.	3	4
												117	A	Murray St.	0	3
												117	A	Murray St.	0	1
												123	N	Ball St.	5	0
												131	A	Samford	7	6
												138	N	Massachusetts	0	7
												146	A	UIC	5	0
												146	N	UIC	0	1
												164	N	Monmouth	2	4
												177	N	Delaware	5	4
												180	H	UT Martin	1	4
												180	H	UT Martin	7	0
												182	H	Tennessee Tech	4	3
												182	H	Tennessee Tech	5	7
												200	N	Indiana St.	7	2
												203	H	Dayton	2	3
												204	H	Tennessee St.	9	1
												204	H	Tennessee St.	10	5
												220	N	Drexel	16	1
												228	N	Bryant	5	1
												228	N	Bryant	3	2
												243	H	Maine	13	5
												243	H	Maine	4	1
<hr/>																
LAST 10 GAMES																
243	H	Maine	13	5	182	H	Tennessee Tech	5	7	220	N	Drexel	16	1		
58	H	Southeast Mo. St.	7	0	204	H	Tennessee St.	9	1	228	N	Bryant	5	1		
102	H	Jacksonville St.	5	7	101	A	Austin Peay	3	6	228	N	Bryant	3	2		
283	A	Morehead St.	12	3	117	A	Murray St.	0	3	243	H	Maine	13	5		
180	H	UT Martin	1	4	182	H	Tennessee Tech	4	3	243	H	Maine	4	1		

Non-Div. I Games:

Belmont

RPI	S	Opponent	Score
245	N	IUPUI	10 1
245	N	IUPUI	3 2
248	H	Northern Ky.	6 5
251	H	Purdue Fort Wayne	8 1
251	H	Purdue Fort Wayne	8 0
256	H	Alabama A&M	9 1
256	H	Alabama A&M	9 0
269	N	Akron	10 2
283	A	Morehead St.	10 0
283	A	Morehead St.	12 3

Belmont

Average RPI Win: 147		WON-LOST	WINNING	LAST 10	STRENGTH OF		OPP. STRENGTH	TEAM	ADJ	CONF.	ADJ CONF.
Average RPI Loss: 69		RECORD	PCT. RANK	GAMES	SCHEDULE		OF SCHEDULE	RPI	RPI	RPI	RPI
DIV. I ONLY		14-26-0	.35	230	30		115	126	.51124	121	8
DIV. I NON-CONF.		10-11-0	.47619	152	13		138	61	.55222	65	8
TOTALS		RPI 1-25	RPI 26-50		W-L RECORDS		RPI 51-100		RPI 101-150		RPI 150+
14-26-0		0-6-0	1-1-0		OVERALL		5-17-0		2-1-0		6-1-0
8-13-0		0-4-0	1-1-0		HOME		4-7-0		1-1-0		2-0-0
4-8-0		0-2-0	0-0-0		AWAY		1-5-0		1-0-0		2-1-0
2-5-0		0-0-0	0-0-0		NEUTRAL		0-5-0		0-0-0		2-0-0
10-11-0		0-3-0	1-1-0		NON-CONFERENCE		3-6-0		2-1-0		4-0-0
7-4-0		0-1-0	1-1-0		HOME		3-1-0		1-1-0		2-0-0
1-2-0		0-2-0	0-0-0		AWAY		0-0-0		1-0-0		0-0-0
2-5-0		0-0-0	0-0-0		NEUTRAL		0-5-0		0-0-0		2-0-0
4-15-0		0-3-0	0-0-0		CONFERENCE		2-11-0		0-0-0		2-1-0
1-9-0		0-3-0	0-0-0		HOME		1-6-0		0-0-0		0-0-0
3-6-0		0-0-0	0-0-0		AWAY		1-5-0		0-0-0		2-1-0
0-0-0		0-0-0	0-0-0		NEUTRAL		0-0-0		0-0-0		0-0-0
RPI S	Opponent	Score		RPI S	Opponent	Score		RPI S	Opponent	Score	
1 A	Florida St.	1	4	43 H	Illinois	2	11	54 H	Missouri St.	0	4
11 A	Alabama	2	5	49 H	Lipscomb	8	5	55 H	Troy	2	3
19 H	Louisiana	0	14					59 N	Western Ky.	3	7
19 H	Louisiana	7	11					63 N	Louisiana Tech	0	2
19 H	Louisiana	2	11					70 H	Texas St.	2	12
23 H	Tulsa	3	8					70 H	Texas St.	6	9
								70 H	Texas St.	3	1
								73 N	Bradley	3	4
								73 N	Bradley	4	12
								87 N	Purdue	5	6
								88 H	Nicholls St.	3	2
								89 A	UT Arlington	1	8
								89 A	UT Arlington	9	10
								89 A	UT Arlington	2	7
								92 A	Appalachian St.	1	5
								92 A	Appalachian St.	14	5
								92 A	Appalachian St.	2	5
								94 H	Coastal Caro.	3	4
								94 H	Coastal Caro.	2	4
								94 H	Coastal Caro.	4	6
				LAST 10 GAMES							
				219 A Georgia St.				14			
				219 A Georgia St.				2			
				219 A Georgia St.				14			
				55 H Troy				2			
				94 H Coastal Caro.				4			
RPI S	Opponent	Score		RPI S	Opponent	Score		RPI S	Opponent	Score	
108 A	Southern Miss.	4	0					108 H	Southern Miss.	0	2
122 H	Hofstra	8	0					175 H	Mercer	12	8
204 N	Tennessee St.	9	1					219 A	Georgia St.	2	5
219 A	Georgia St.	14	6					219 A	Georgia St.	14	8
232 H	North Dakota	8	0					288 N	Savannah St.	8	1

Non-Div. I Games:

South Alabama

RPI	S	Opponent	Score
95	H	SFA	8 0
95	H	SFA	6 5

94	H	Coastal Caro.	2 4
94	H	Coastal Caro.	3 4
108	H	Southern Miss.	0 2
92	A	Appalachian St.	2 5
92	A	Appalachian St.	14 5

H
o
f
f
s
t
r
aH
o
f
f
s
t
r
a

Hofstra

Average RPI Win: 198		WON-LOST RECORD		WINNING PCT. RANK		LAST 10 GAMES		STRENGTH OF SCHEDULE		OPP. STRENGTH OF SCHEDULE		TEAM RPI		ADJ RPI		CONF. RPI		ADJ CONF. RPI	
DIV. I ONLY		29-15-0		.65909 54		5-5-0		223		190		123		.5107 123		19		19	
DIV. I NON-CONF.		22-10-0		.6875 57		0		202		184		98		.53031 102		17		18	
TOTALS		RPI 1-25		RPI 26-50		W-L RECORDS		RPI 51-100		RPI 101-150		RPI 150+							
29-15-0		0-2-0		0-1-0		OVERALL		2-2-0		3-4-0		24-6-0							
4-3-0		0-0-0		0-0-0		HOME		0-0-0		0-1-0		4-2-0							
8-5-0		0-1-0		0-1-0		AWAY		2-1-0		1-1-0		5-1-0							
17-7-0		0-1-0		0-0-0		NEUTRAL		0-1-0		2-2-0		15-3-0							
22-10-0		0-2-0		0-1-0		NON-CONFERENCE		2-2-0		2-2-0		18-3-0							
0-0-0		0-0-0		0-0-0		HOME		0-0-0		0-0-0		0-0-0							
5-3-0		0-1-0		0-0-		AWAY		2-1-0		0-0-0		3-0-0							
17-7-0		0-1-0		0-0-0		NEUTRAL		0-1-0		2-2-0		15-3-0							
7-5-0		0-0-0		0-0-0		CONFERENCE		0-0-0		1-2-0		6-3-0							
4-3-0		0-0-0		0-0-0		HOME		0-0-0		0-1-0		4-2-0							
3-2-0		0-0-0		0-0-0		AWAY		0-0-0		1-1-0		2-1-0							
0-0-0		0-0-0		0-0-0		NEUTRAL		0-0-0		0-0-0		0-0-0							
RPI	S	Opponent		Score		RPI	S	Opponent		Score		RPI	S	Opponent		Score			
21	N	South Carolina		1	15	50	A	San Jose St.		0	5	67	A	FGCU		0	4		
24	A	South Fla.		2	5							67	A	FGCU		2	0		
												90	N	Iowa		3	10		
												93	A	North Florida		8	2		
												114	N	LIU Brooklyn		7	4		
												117	N	Murray St.		1	5		
												120	N	Belmont		0	5		
												130	A	Northern Ill.		6	7		
												130	A	Northern Ill.		7	5		
												130	H	Northern Ill.		2	4		
												150	N	South Dakota		10	4		
												153	N	Penn St.		1	0		
												153	N	Penn St.		2	10		
												156	N	Utah St.		5	2		
												164	N	Monmouth		3	0		
												172	A	Western Mich.		9	10		
												172	A	Western Mich.		5	3		
												172	A	Western Mich.		7	5		
												174	N	Furman		8	2		
												175	A	Mercer		6	5		
												177	N	Delaware		9	0		
												185	N	Fordham		11	3		
												185	N	Fordham		3	4		
												201	N	Montana		9	1		
												211	N	Central Ark.		5	4		
												212	H	Bowling Green		2	1		
												212	H	Bowling Green		4	5		
												212	H	Bowling Green		1	4		
												223	N	Penn		3	5		
												224	N	Georgetown		10	0		
												231	A	Bethune-Cookman		2	0		
LAST 10 GAMES						LAST 10 GAMES						LAST 10 GAMES							
265	N	Cleveland St.		10	3	130	A	Northern Ill.		7	5	212	H	Bowling Green		2	1		
185	N	Fordham		3	4	231	A	Bethune-Cookman		2	0	172	A	Western Mich.		9	10		
212	H	Bowling Green		2	1	172	A	Western Mich.		7	5	172	A	Western Mich.		7	5		
172	A	Western Mich.		5	3	130	H	Northern Ill.		2	4	231	A	Bethune-Cookman		2	0		
269	H	Akron		9	1														

Non-Div. I Games:

Ball St.

RPI	S	Opponent	Score	
231	A	Bethune-Cookman	1	0
239	N	CSU Bakersfield	8	6
241	N	Northern Colo.	10	0
264	N	Presbyterian	3	0
265	N	Cleveland St.	10	3
265	N	Cleveland St.	4	2
269	H	Akron	14	6
269	H	Akron	9	1
269	H	Akron	13	1
271	N	Quinnipiac	3	2

B
a
l
l
S
t
.

B
a
l
l
S
t
.

Average RPI Win: 175		WON-LOST	WINNING	LAST 10	STRENGTH OF		OPP. STRENGTH	TEAM	ADJ	CONF.	ADJ CONF.
Average RPI Loss: 81		RECORD	PCT. RANK	GAMES	SCHEDULE		OF SCHEDULE	RPI	RPI	RPI	RPI
DIV. I ONLY		19-23-0	.45238	171	3-7-0		78	112	119	.51064	124
DIV. I NON-CONF.		16-17-0	.48485	143	0-1-0		135	73	130	.50431	131
TOTALS		RPI 1-25	RPI 26-50		W-L RECORDS		RPI 51-100		RPI 101-150		RPI 150+
19-23-0		0-5-0	1-5-0		OVERALL		2-6-0		5-3-0		11-4-0
11-7-0		0-2-0	0-0-0		HOME		0-0-0		3-2-0		8-3-0
5-7-0		0-1-0	1-1-0		AWAY		2-5-0		0-0-0		2-0-0
3-9-0		0-2-0	0-4-0		NEUTRAL		0-1-0		2-1-0		1-1-0
16-17-0		0-5-0	1-5-0		NON-CONFERENCE		0-2-0		4-1-0		11-4-0
10-5-0		0-2-0	0-0-0		HOME		0-0-0		2-0-0		8-3-0
3-3-0		0-1-0	1-0-		AWAY		0-1-0		0-0-0		2-0-0
3-9-0		0-2-0	0-4-0		NEUTRAL		0-1-0		2-1-0		1-1-0
3-6-0		0-0-0	0-0-0		CONFERENCE		2-4-0		1-2-0		0-0-0
1-2-0		0-0-0	0-0-0		HOME		0-0-0		1-2-0		0-0-0
2-4-0		0-0-0	0-0-0		AWAY		2-4-0		0-0-0		0-0-0
0-0-0		0-0-0	0-0-0		NEUTRAL		0-0-0		0-0-0		0-0-0
RPI S	Opponent	Score	RPI S	Opponent	Score	RPI S	Opponent	Score	RPI S	Opponent	Score
3 H	UCLA	2 14	26 N	Stanford	2 3	56 A	Fresno St.	0 2	106 N	Utah	0 7
4 H	Oklahoma	0 11	26 N	Stanford	0 2	61 A	Cal St. Fullerton	3 7	116 N	Memphis	2 0
6 A	LSU	0 8	32 A	Arizona St.	2 8	61 A	Cal St. Fullerton	5 2	135 H	UC Riverside	1 8
15 N	Michigan	0 8	34 N	Oregon	5 12	61 A	Cal St. Fullerton	1 9	135 H	UC Riverside	4 0
15 N	Michigan	0 1	46 N	Oregon St.	0 8	68 N	Loyola Marymount	0 3	135 H	UC Riverside	1 5
			50 A	San Jose St.	12 1	86 A	UC Davis	2 1	136 H	UTSA	2 1
						86 A	UC Davis	2 4	137 H	Weber St.	7 1
						86 A	UC Davis	0 1	139 N	Nevada	3 1
									161 H	UConn	6 3
									172 N	Western Mich.	9 2
									190 H	Binghamton	5 7
									196 H	California Baptist	2 1
									196 H	California Baptist	6 7
									234 H	Army West Point	9 4
									234 H	Army West Point	4 3
									238 H	Dartmouth	11 2
									238 H	Dartmouth	9 10
									239 A	CSU Bakersfield	11 3
									242 H	Saint Mary's (CA)	6 0
									242 H	Saint Mary's (CA)	8 2
									242 H	Saint Mary's (CA)	8 0
									248 N	Northern Ky.	3 4
									261 A	Santa Clara	6 3
LAST 10 GAMES											
239 A	CSU Bakersfield	11 3	61 A	Cal St. Fullerton	1 9						
86 A	UC Davis	0 1	234 H	Army West Point	4 3						
242 H	Saint Mary's (CA)	8 2	135 H	UC Riverside	1 5						
196 H	California Baptist	6 7	135 H	UC Riverside	4 0						
135 H	UC Riverside	1 8	61 A	Cal St. Fullerton	3 7						

Non-Div. I Games:

CSUN

Average RPI Win:	174	WON-LOST RECORD	WINNING PCT. RANK	LAST 10 GAMES		STRENGTH OF SCHEDULE	OPP. STRENGTH OF SCHEDULE	TEAM RPI	ADJ RPI	CONF. RPI	ADJ CONF. RPI	
DIV. I ONLY		18-16-0	.52941	131	3-7-0	123	168	118	.51035	125	9	10
DIV. I NON-CONF.		14-8-0	.63636	76	0-1-0	163	228	106	.52269	111	10	11
<hr/>												
TOTALS	RPI 1-25	RPI 26-50		W-L RECORDS		RPI 51-100		RPI 101-150		RPI 150+		
18-16-0	0-1-0	1-2-0		OVERALL		1-6-0		6-3-0		10-4-0		
2-7-0	0-0-0	0-0-0		HOME		1-5-0		0-0-0		1-2-0		
11-5-0	0-0-0	1-2-0		AWAY		0-1-0		5-1-0		5-1-0		
5-4-0	0-1-0	0-0-0		NEUTRAL		0-0-0		1-2-0		4-1-0		
14-8-0	0-1-0	0-0-0		NON-CONFERENCE		0-1-0		6-3-0		8-3-0		
1-2-0	0-0-0	0-0-0		HOME		0-0-0		0-0-0		1-2-0		
8-2-0	0-0-0	0-0-		AWAY		0-1-0		5-1-0		3-0-0		
5-4-0	0-1-0	0-0-0		NEUTRAL		0-0-0		1-2-0		4-1-0		
4-8-0	0-0-0	1-2-0		CONFERENCE		1-5-0		0-0-0		2-1-0		
1-5-0	0-0-0	0-0-0		HOME		1-5-0		0-0-0		0-0-0		
3-3-0	0-0-0	1-2-0		AWAY		0-0-0		0-0-0		2-1-0		
0-0-0	0-0-0	0-0-0		NEUTRAL		0-0-0		0-0-0		0-0-0		
RPI S	Opponent	Score	RPI S	Opponent	Score	RPI S	Opponent	Score	RPI S	Opponent	Score	
18 N	Texas Tech	2 5	49 A	Lipscomb	1 4	55 A	Troy	0 2	101 A	Austin Peay	1 9	
			49 A	Lipscomb	2 13	67 H	FGCU	2 3	101 A	Austin Peay	4 0	
			49 A	Lipscomb	5 4	67 H	FGCU	1 9	102 N	Jacksonville St.	1 2	
						67 H	FGCU	0 1	111 N	South Dakota St.	5 6	
						93 H	North Florida	7 10	116 A	Memphis	2 1	
						93 H	North Florida	3 1	117 N	Murray St.	3 2	
						93 H	North Florida	1 3	131 A	Samford	5 1	
									131 A	Samford	7 3	
									142 A	UAB	1 0	
									180 N	UT Martin	3 2	
									182 H	Tennessee Tech	2 3	
									182 H	Tennessee Tech	1 5	
									189 A	Stetson	1 2	
									189 A	Stetson	9 5	
									189 A	Stetson	2 0	
									208 N	Marist	9 0	
									211 A	Central Ark.	10 1	
									215 N	Portland St.	2 1	
									251 N	Purdue Fort Wayne	6 8	
									259 H	Alabama St.	6 0	
									262 A	Alcorn	8 0	
									262 A	Alcorn	6 4	
									276 N	Jackson St.	8 0	
			LAST 10 GAMES									
			276 N	Jackson St.	8 0	93 H	North Florida	7 10				
			102 N	Jacksonville St.	1 2	49 A	Lipscomb	5 4				
			262 A	Alcorn	6 4	182 H	Tennessee Tech	1 5				
			101 A	Austin Peay	4 0	67 H	FGCU	0 1				
			189 A	Stetson	2 0	131 A	Samford	7 3				

Non-Div. I Games:

North Ala.

Average RPI Win:	184	WON-LOST RECORD	WINNING PCT. RANK	LAST 10 GAMES	STRENGTH OF SCHEDULE	OPP. STRENGTH OF SCHEDULE	TEAM RPI	ADJ RPI	CONF. RPI	ADJ CONF. RPI		
DIV. I ONLY		23-16-0	.58974	90	6-4-0	172	203	124	.5103	126	17	17
DIV. I NON-CONF.		18-10-0	.64286	73	2-0-0	227	213	124	.50919	126	19	19
<hr/>												
TOTALS	RPI 1-25	RPI 26-50		W-L RECORDS		RPI 51-100		RPI 101-150		RPI 150+		
23-16-0	0-0-0	0-0-0		OVERALL		2-2-0		4-8-0		17-6-0		
6-0-0	0-0-0	0-0-0		HOME		0-0-0		0-0-0		6-0-0		
6-7-0	0-0-0	0-0-0		AWAY		0-2-0		3-2-0		3-3-0		
11-9-0	0-0-0	0-0-0		NEUTRAL		2-0-0		1-6-0		8-3-0		
18-10-0	0-0-0	0-0-0		NON-CONFERENCE		2-0-0		3-6-0		13-4-0		
3-0-0	0-0-0	0-0-0		HOME		0-0-0		0-0-0		3-0-0		
4-1-0	0-0-0	0-0-		AWAY		0-0-0		2-0-0		2-1-0		
11-9-0	0-0-0	0-0-0		NEUTRAL		2-0-0		1-6-0		8-3-0		
5-6-0	0-0-0	0-0-0		CONFERENCE		0-2-0		1-2-0		4-2-0		
3-0-0	0-0-0	0-0-0		HOME		0-0-0		0-0-0		3-0-0		
2-6-0	0-0-0	0-0-0		AWAY		0-2-0		1-2-0		1-2-0		
0-0-0	0-0-0	0-0-0		NEUTRAL		0-0-0		0-0-0		0-0-0		
RPI	S	Opponent	Score	RPI	S	Opponent	Score	RPI	S	Opponent	Score	
						77 A DePaul	0 8			105 A St. John's (NY)	10 6	
						77 A DePaul	2 8			105 A St. John's (NY)	5 6	
						79 N Georgia Tech	4 3			105 A St. John's (NY)	1 5	
						79 N Georgia Tech	4 3			111 N South Dakota St.	1 4	
										112 N UMass Lowell	4 7	
										112 N UMass Lowell	5 3	
										129 A Boston College	1 0	
										138 N Massachusetts	1 3	
										140 N Towson	5 6	
										143 A Saint Joseph's	3 2	
										143 N Saint Joseph's	1 5	
										147 N Kansas	1 2	
										162 A Villanova	0 4	
										162 A Villanova	2 1	
										162 A Villanova	0 6	
										167 N Central Mich.	5 0	
										170 N Florida A&M	8 0	
										174 N Furman	5 4	
										181 N Colgate	3 1	
										181 N Colgate	0 1	
										186 H Creighton	4 3	
										186 H Creighton	5 3	
										186 H Creighton	4 3	
										188 N Columbia	3 7	
										189 N Stetson	2 7	
										192 A Jacksonville	0 6	
										213 N Saint Francis (PA)	2 1	

Non-Div. I Games:

Providence

RPI	S	Opponent	Score	
226	H	Sacred Heart	12	1
228	H	Bryant	3	1
231	N	Bethune-Cookman	6	1
233	H	Rhode Island	4	3
234	N	Army West Point	4	3
260	A	Central Conn. St.	5	4
274	N	Lafayette	7	1
275	A	Brown	6	0

Providence

Average RPI Win: 167		WON-LOST	WINNING	LAST 10	STRENGTH OF		OPP. STRENGTH	TEAM	ADJ	CONF.	ADJ CONF.
Average RPI Loss: 58		RECORD	PCT. RANK	GAMES	SCHEDULE		OF SCHEDULE	RPI	RPI	RPI	RPI
DIV. I ONLY		12-26-0	.31579	243	33		52	128	.51008	127	11
DIV. I NON-CONF.		6-21-0	.22222	256	6		19	128	.51139	121	9
TOTALS		RPI 1-25	RPI 26-50		W-L RECORDS		RPI 51-100		RPI 101-150		RPI 150+
12-26-0		0-8-0	1-5-0		OVERALL		2-8-0		1-3-0		8-2-0
1-5-0		0-0-0	0-0-0		HOME		0-3-0		1-2-0		0-0-0
6-6-0		0-4-0	0-2-0		AWAY		1-0-0		0-0-0		5-0-0
5-15-0		0-4-0	1-3-0		NEUTRAL		1-5-0		0-1-0		3-2-0
6-21-0		0-8-0	1-5-0		NON-CONFERENCE		2-5-0		0-1-0		3-2-0
0-0-0		0-0-0	0-0-0		HOME		0-0-0		0-0-0		0-0-0
1-6-0		0-4-0	0-0-		AWAY		1-0-0		0-0-0		0-0-0
5-15-0		0-4-0	1-3-0		NEUTRAL		1-5-0		0-1-0		3-2-0
6-5-0		0-0-0	0-0-0		CONFERENCE		0-3-0		1-2-0		5-0-0
1-5-0		0-0-0	0-0-0		HOME		0-3-0		1-2-0		0-0-0
5-0-0		0-0-0	0-0-0		AWAY		0-0-0		0-0-0		5-0-0
0-0-0		0-0-0	0-0-0		NEUTRAL		0-0-0		0-0-0		0-0-0
RPI S	Opponent	Score	RPI S	Opponent	Score	RPI S	Opponent	Score	RPI S	Opponent	Score
6 A	LSU	2 6	29 N	Notre Dame	1 5	54 H	Missouri St.	5 9	109 H	UNI	0 5
7 N	Arizona	1 9	32 A	Arizona St.	6 9	54 H	Missouri St.	2 6	109 H	UNI	2 6
8 A	Florida	2 10	40 N	Indiana	3 0	64 N	USC Upstate	0 3	109 H	UNI	6 5
8 A	Florida	0 7	40 N	Indiana	0 2	72 N	NC State	9 10	114 N	LIU Brooklyn	3 5
8 N	Florida	0 15	43 A	Illinois	1 2	73 H	Bradley	4 8	156 N	Utah St.	8 13
8 N	Florida	1 2	45 N	North Dakota St.	0 4	87 N	Purdue	0 8	167 N	Central Mich.	3 4
15 N	Michigan	4 11				87 N	Purdue	1 2	170 N	Florida A&M	1 0
24 A	South Fla.	1 2				95 N	SFA	6 0	170 N	Florida A&M	6 3
						96 N	Syracuse	3 5	191 N	San Diego	8 0
						98 A	Fla. Atlantic	6 2	200 A	Indiana St.	14 2
									200 A	Indiana St.	8 1
									244 A	Evansville	16 8
									244 A	Evansville	8 1
									244 A	Evansville	11 0
LAST 10 GAMES											
	54 H Missouri St.	2 6		73 H Bradley	4 8						
	109 H UNI	0 5		109 H UNI	6 5						
	200 A Indiana St.	14 2		109 H UNI	2 6						
	244 A Evansville	8 1		43 A Illinois	1 2						
	54 H Missouri St.	5 9		200 A Indiana St.	8 1						

Non-Div. I Games:

Illinois St.

[illegible]

Non-Div. I Games:

Sacramento St.

Average RPI Win:		143	WON-LOST RECORD		WINNING PCT. RANK		LAST 10 GAMES		STRENGTH OF SCHEDULE		OPP. STRENGTH OF SCHEDULE		TEAM RPI		ADJ RPI		CONF. RPI		ADJ CONF. RPI				
DIV. I ONLY			14-25-0		.35897 224		3-7-0		47		63		127		.50621 129		5		5				
DIV. I NON-CONF.			10-14-0		.41667 187		2-1-0		44		107		118		.51518 117		4		4				
TOTALS		RPI 1-25		RPI 26-50		W-L RECORDS		RPI 51-100		RPI 101-150		RPI 150+											
14-25-0		0-3-0		1-12-0		OVERALL		4-3-0		2-6-0		7-1-0											
6-8-0		0-0-0		1-2-0		HOME		3-3-0		0-3-0		2-0-0											
3-10-0		0-2-0		0-7-0		AWAY		1-0-0		1-1-0		1-0-0											
5-7-0		0-1-0		0-3-0		NEUTRAL		0-0-0		1-2-0		4-1-0											
10-14-0		0-3-0		0-4-0		NON-CONFERENCE		1-0-0		2-6-0		7-1-0											
2-3-0		0-0-0		0-0-0		HOME		0-0-0		0-3-0		2-0-0											
3-4-0		0-2-0		0-0-		AWAY		1-0-0		1-1-0		1-0-0											
5-7-0		0-1-0		0-3-0		NEUTRAL		0-0-0		1-2-0		4-1-0											
4-11-0		0-0-0		1-8-0		CONFERENCE		3-3-0		0-0-0		0-0-0											
4-5-0		0-0-0		1-2-0		HOME		3-3-0		0-0-0		0-0-0											
0-6-0		0-0-0		0-6-0		AWAY		0-0-0		0-0-0		0-0-0											
0-0-0		0-0-0		0-0-0		NEUTRAL		0-0-0		0-0-0		0-0-0											
RPI	S	Opponent		Score		RPI	S	Opponent		Score		RPI	S	Opponent		Score		RPI	S	Opponent		Score	
5	A	Texas		0	8	28	N	Boise St.		0	8	72	H	NC State		4	3	105	H	St. John's (NY)		3	6
5	A	Texas		1	9	29	A	Notre Dame		3	9	72	H	NC State		9	16	110	N	Chattanooga		9	6
13	N	James Madison		0	9	29	A	Notre Dame		0	11	72	H	NC State		3	6	119	A	East Carolina		1	0
						29	A	Notre Dame		2	7	96	H	Syracuse		10	2	126	H	Providence		0	1
						33	H	Louisville		2	9	96	H	Syracuse		4	3	132	A	Boston U.		2	3
						33	H	Louisville		8	4	96	H	Syracuse		3	8	138	H	Massachusetts		3	8
						33	H	Louisville		2	10	99	A	FIU		3	2	145	N	Northwestern St.		5	9
						38	A	North Carolina		0	2							149	N	Ga. Southern		4	9
						38	A	North Carolina		1	9							153	N	Penn St.		4	5
						38	A	North Carolina		0	8							157	N	Michigan St.		7	6
						43	N	Illinois		3	7							157	N	Michigan St.		9	7
						43	N	Illinois		3	12							161	A	UConn		5	4
						47	A	UCF		1	4							167	N	Central Mich.		8	4
																		223	N	Penn		4	0
																		236	H	Fairfield		4	0
																		271	H	Quinnipiac		8	0
LAST 10 GAMES																							
						271	H	Quinnipiac		8	0	5	A	Texas		1	9						
						99	A	FIU		3	2	145	N	Northwestern St.		5	9						
						105	H	St. John's (NY)		3	6	33	H	Louisville		2	10						
						13	N	James Madison		0	9	33	H	Louisville		8	4						
						43	N	Illinois		3	12	33	H	Louisville		2	9						

Non-Div. I Games:

Boston College

[illegible]

Non-Div. I Games:

Northern Ill.

Non-Div. I Games:

Tie, Loss, Non-Conf, S Site, H Home, A Away, N Neutral Page 153

Average RPI Win:	202	WON-LOST	WINNING	LAST 10	STRENGTH OF	OPP. STRENGTH	TEAM	ADJ	CONF.	ADJ CONF.		
Average RPI Loss:	89	RECORD	PCT. RANK	GAMES	SCHEDULE	OF SCHEDULE	RPI	RPI	RPI	RPI		
DIV. I ONLY		23-17-0	.575	107	8-2-0	194	127	129	.50398	132	25	25
DIV. I NON-CONF.		15-16-0	.48387	144	1-1-0	138	119	135	.4995	137	25	25

TOTALS	RPI 1-25	RPI 26-50		W-L RECORDS		RPI 51-100		RPI 101-150		RPI 150+		
23-17-0	0-4-0	0-1-0		OVERALL		2-7-0		3-1-0		18-4-0		
9-0-0	0-0-0	0-0-0		HOME		0-0-0		2-0-0		7-0-0		
2-8-0	0-2-0	0-0-0		AWAY		0-4-0		0-0-0		2-2-0		
12-9-0	0-2-0	0-1-0		NEUTRAL		2-3-0		1-1-0		9-2-0		
15-16-0	0-4-0	0-1-0		NON-CONFERENCE		2-7-0		3-1-0		10-3-0		
3-0-0	0-0-0	0-0-0		HOME		0-0-0		2-0-0		1-0-0		
0-7-0	0-2-0	0-0-		AWAY		0-4-0		0-0-0		0-1-0		
12-9-0	0-2-0	0-1-0		NEUTRAL		2-3-0		1-1-0		9-2-0		
8-1-0	0-0-0	0-0-0		CONFERENCE		0-0-0		0-0-0		8-1-0		
6-0-0	0-0-0	0-0-0		HOME		0-0-0		0-0-0		6-0-0		
2-1-0	0-0-0	0-0-0		AWAY		0-0-0		0-0-0		2-1-0		
0-0-0	0-0-0	0-0-0		NEUTRAL		0-0-0		0-0-0		0-0-0		
RPI	S	Opponent	Score	RPI	S	Opponent	Score	RPI	S	Opponent	Score	
3	N	UCLA	0 12	48	N	Liberty	0 5	51	N	Iowa St.	0 1	
10	N	Tennessee	0 4					61	A	Cal St. Fullerton	1 3	
25	A	Arkansas	7 12					68	A	Loyola Marymount	2 3	
25	A	Arkansas	2 4					68	A	Loyola Marymount	1 2	
								69	N	Long Beach St.	0 9	
								75	N	BYU	7 6	
								77	N	DePaul	2 4	
								94	A	Coastal Caro.	0 6	
								100	N	San Diego St.	6 0	

Average RPI Win:	177	WON-LOST RECORD	WINNING PCT. RANK	LAST 10 GAMES	STRENGTH OF SCHEDULE	OPP. STRENGTH OF SCHEDULE	TEAM RPI	ADJ RPI	CONF. RPI	ADJ CONF. RPI		
DIV. I ONLY		16-25-0	.39024	206	0-10-0	76	58	135	.50329	133	5	5
DIV. I NON-CONF.		11-12-0	.47826	150	0-2-0	134	97	133	.50172	133	4	4
<hr/>												
TOTALS	RPI 1-25	RPI 26-50		W-L RECORDS		RPI 51-100		RPI 101-150		RPI 150+		
16-25-0	0-5-0	0-9-0		OVERALL		5-7-0		0-2-0		11-2-0		
7-6-0	0-3-0	0-0-0		HOME		1-3-0		0-0-0		6-0-0		
5-14-0	0-2-0	0-7-0		AWAY		3-4-0		0-0-0		2-1-0		
4-5-0	0-0-0	0-2-0		NEUTRAL		1-0-0		0-2-0		3-1-0		
11-12-0	0-2-0	0-3-0		NON-CONFERENCE		3-3-0		0-2-0		8-2-0		
3-1-0	0-0-0	0-0-0		HOME		0-1-0		0-0-0		3-0-0		
4-6-0	0-2-0	0-0-		AWAY		2-2-0		0-0-0		2-1-0		
4-5-0	0-0-0	0-2-0		NEUTRAL		1-0-0		0-2-0		3-1-0		
5-13-0	0-3-0	0-6-0		CONFERENCE		2-4-0		0-0-0		3-0-0		
4-5-0	0-3-0	0-0-0		HOME		1-2-0		0-0-0		3-0-0		
1-8-0	0-0-0	0-6-0		AWAY		1-2-0		0-0-0		0-0-0		
0-0-0	0-0-0	0-0-0		NEUTRAL		0-0-0		0-0-0		0-0-0		
RPI	S	Opponent	Score	RPI	S	Opponent	Score	RPI	S	Opponent	Score	
1	H	Florida St.	0 11	27	A	Virginia Tech	0 1	57	A	Longwood	6 11	
1	H	Florida St.	2 8	27	A	Virginia Tech	0 8	73	N	Bradley	3 2	
1	H	Florida St.	3 16	27	A	Virginia Tech	0 7	79	A	Georgia Tech	3 6	
10	A	Tennessee	2 6	35	N	Georgia	7 15	79	A	Georgia Tech	7 1	
10	A	Tennessee	1 11	38	A	North Carolina	0 8	79	A	Georgia Tech	0 13	
				38	A	North Carolina	0 8	80	H	Duke	0 8	
				38	A	North Carolina	0 8	80	H	Duke	2 7	
				40	N	Indiana	1 9	80	H	Duke	2 1	
				48	A	Liberty	0 2	82	H	Rutgers	0 4	
								84	A	Elon	7 3	
								91	A	Maryland	7 1	
								98	A	Fla. Atlantic	0 1	

Non-Div. I Games:

Virginia

Average RPI Win: 206		WON-LOST	WINNING	LAST 10	STRENGTH OF		OPP. STRENGTH	TEAM	ADJ	CONF.	ADJ CONF.
Average RPI Loss: 155		RECORD	PCT. RANK	GAMES	SCHEDULE		OF SCHEDULE	RPI	RPI	RPI	RPI
DIV. I ONLY		19-14-0	.57576	106	5-5-0		159	235	130	.50312	134
DIV. I NON-CONF.		13-9-0	.59091	97	1-1-0		178	242	127	.50513	129
TOTALS		RPI 1-25	RPI 26-50		W-L RECORDS		RPI 51-100		RPI 101-150		RPI 150+
19-14-0		0-0-0	0-2-0		OVERALL		0-2-0		2-3-0		17-7-0
9-2-0		0-0-0	0-0-0		HOME		0-0-0		0-0-0		9-2-0
7-8-0		0-0-0	0-1-0		AWAY		0-2-0		2-3-0		5-2-0
3-4-0		0-0-0	0-1-0		NEUTRAL		0-0-0		0-0-0		3-3-0
13-9-0		0-0-0	0-2-0		NON-CONFERENCE		0-2-0		1-1-0		12-4-0
6-0-0		0-0-0	0-0-0		HOME		0-0-0		0-0-0		6-0-0
4-5-0		0-0-0	0-0-		AWAY		0-2-0		1-1-0		3-1-0
3-4-0		0-0-0	0-1-0		NEUTRAL		0-0-0		0-0-0		3-3-0
6-5-0		0-0-0	0-0-0		CONFERENCE		0-0-0		1-2-0		5-3-0
3-2-0		0-0-0	0-0-0		HOME		0-0-0		0-0-0		3-2-0
3-3-0		0-0-0	0-0-0		AWAY		0-0-0		1-2-0		2-1-0
0-0-0		0-0-0	0-0-0		NEUTRAL		0-0-0		0-0-0		0-0-0
RPI S	Opponent	Score	RPI S	Opponent	Score	RPI S	Opponent	Score	RPI S	Opponent	Score
			31 A	Colorado St.	1 9	98 A	Fla. Atlantic	3 7	105 A	St. John's (NY)	25 6
			45 N	North Dakota St.	0 7	99 A	FIU	0 3	115 A	Albany (NY)	3 6
									115 A	Albany (NY)	3 5
									115 A	Albany (NY)	4 0
									122 A	Hofstra	1 6
									155 A	George Washington	6 5
									155 A	George Washington	6 5
									170 N	Florida A&M	11 1
									185 H	Fordham	4 1
									190 H	Binghamton	3 6
									190 H	Binghamton	0 1
									190 H	Binghamton	3 2
									205 N	Idaho St.	8 10
									214 H	UMBC	2 1
									214 H	UMBC	2 1
									224 N	Georgetown	3 4
									224 N	Georgetown	8 1
									226 A	Sacred Heart	8 3
									226 A	Sacred Heart	5 7
									228 H	Bryant	8 2
									228 H	Bryant	6 0
									236 H	Fairfield	6 1
									236 H	Fairfield	5 2
									252 A	Hartford	9 0
									252 A	Hartford	9 0
									252 A	Hartford	1 4
									257 N	Oakland	5 3
LAST 10 GAMES			190 H	Binghamton	3 2	115 A	Albany (NY)	3 5	236 H	Fairfield	5 2
			115 A	Albany (NY)	3 6	115 A	Albany (NY)	4 0	252 A	Hartford	9 0
			252 A	Hartford	9 0	214 H	UMBC	2 1	252 A	Hartford	9 0
			214 H	UMBC	2 1	190 H	Binghamton	0 1	252 A	Hartford	1 4
			226 A	Sacred Heart	5 7	190 H	Binghamton	3 6	257 N	Oakland	5 3

Non-Div. I Games:

Stony Brook

Stony Brook

Average RPI Win:		176	WON-LOST RECORD		WINNING PCT. RANK	LAST 10 GAMES	STRENGTH OF SCHEDULE		OPP. STRENGTH OF SCHEDULE	TEAM RPI	ADJ RPI	CONF. RPI	ADJ CONF. RPI
Average RPI Loss:		95											
DIV. I ONLY		23-16-0			.58974	90	6-4-0		233	71	145	.50268	135
DIV. I NON-CONF.		18-12-0			.6	90	1-0-0		217	123	126	.51238	119
TOTALS		RPI 1-25	RPI 26-50		W-L RECORDS		RPI 51-100		RPI 101-150		RPI 150+		
23-16-0		0-2-0	2-2-0		OVERALL		4-6-0		2-2-0		15-4-0		
16-6-0		0-0-0	2-0-0		HOME		2-3-0		0-1-0		12-2-0		
5-3-0		0-1-0	0-0-0		AWAY		1-0-0		2-1-0		2-1-0		
2-7-0		0-1-0	0-2-0		NEUTRAL		1-3-0		0-0-0		1-1-0		
18-12-0		0-2-0	2-2-0		NON-CONFERENCE		3-4-0		0-1-0		13-3-0		
13-3-0		0-0-0	2-0-0		HOME		1-1-0		0-1-0		10-1-0		
3-2-0		0-1-0	0-0-		AWAY		1-0-0		0-0-0		2-1-0		
2-7-0		0-1-0	0-2-0		NEUTRAL		1-3-0		0-0-0		1-1-0		
5-4-0		0-0-0	0-0-0		CONFERENCE		1-2-0		2-1-0		2-1-0		
3-3-0		0-0-0	0-0-0		HOME		1-2-0		0-0-0		2-1-0		
2-1-0		0-0-0	0-0-0		AWAY		0-0-0		2-1-0		0-0-0		
0-0-0		0-0-0	0-0-0		NEUTRAL		0-0-0		0-0-0		0-0-0		
RPI S	Opponent	Score	RPI S	Opponent	Score	RPI S	Opponent	Score	RPI S	Opponent	Score		
3 A	UCLA	3 17	28 N	Boise St.	2 7	56 N	Fresno St.	0 12	124 A	CSUN	5 1		
14 N	Ole Miss	3 11	37 N	UNLV	1 6	68 N	Loyola Marymount	0 2	124 A	CSUN	8 1		
			42 H	Houston	1 0	69 H	Long Beach St.	6 14	124 A	CSUN	0 4		
			42 H	Houston	4 3	69 H	Long Beach St.	0 7	128 H	Sacramento St.	0 5		
						69 H	Long Beach St.	11 3	168 H	Cal Poly	3 1		
						81 N	Marshall	5 4	168 H	Cal Poly	3 2		
						81 N	Marshall	2 5	168 H	Cal Poly	1 4		
						91 H	Maryland	7 2	179 H	UTEP	4 0		
						91 H	Maryland	3 8	179 H	UTEP	7 8		
						100 A	San Diego St.	6 0	191 A	San Diego	3 6		
									191 A	San Diego	6 2		
									191 H	San Diego	3 2		
									196 A	California Baptist	3 2		
									205 H	Idaho St.	5 2		
									215 N	Portland St.	5 6		
									215 N	Portland St.	9 8		
									261 H	Santa Clara	4 2		
									261 H	Santa Clara	8 2		
									261 H	Santa Clara	4 2		
									263 H	Omaha	8 0		
									263 H	Omaha	9 6		
									280 H	Southern Utah	4 2		
									280 H	Southern Utah	11 2		
			LAST 10 GAMES										
			196 A	California Baptist	3 2	124 A	CSUN	5 1					
			168 H	Cal Poly	3 2	124 A	CSUN	0 4					
			261 H	Santa Clara	8 2	69 H	Long Beach St.	0 7					
			124 A	CSUN	8 1	69 H	Long Beach St.	6 14					
			69 H	Long Beach St.	11 3	168 H	Cal Poly	3 1					

Non-Div. I Games:

UC Riverside

Average RPI Win: 159		WON-LOST RECORD		WINNING PCT. RANK		LAST 10 GAMES		STRENGTH OF SCHEDULE		OPP. STRENGTH OF SCHEDULE		TEAM RPI		ADJ RPI		CONF. RPI		ADJ CONF. RPI	
DIV. I ONLY		17-22-0		.4359 183		2-8-0		99		123		137		.50265 136		10		9	
DIV. I NON-CONF.		11-13-0		.45833 160		2-2-0		164		101		158		.49058 154		11		10	
TOTALS		RPI 1-25		RPI 26-50		W-L RECORDS		RPI 51-100		RPI 101-150		RPI 150+							
17-22-0		0-2-0		0-2-0		OVERALL		4-9-0		5-6-0		8-3-0							
6-8-0		0-0-0		0-0-0		HOME		1-6-0		5-1-0		0-1-0							
5-6-0		0-0-0		0-0-0		AWAY		2-2-0		0-4-0		3-0-0							
6-8-0		0-2-0		0-2-0		NEUTRAL		1-1-0		0-1-0		5-2-0							
11-13-0		0-2-0		0-2-0		NON-CONFERENCE		3-4-0		0-2-0		8-3-0							
1-4-0		0-0-0		0-0-0		HOME		1-3-0		0-0-0		0-1-0							
4-1-0		0-0-0		0-0-		AWAY		1-0-0		0-1-0		3-0-0							
6-8-0		0-2-0		0-2-0		NEUTRAL		1-1-0		0-1-0		5-2-0							
6-9-0		0-0-0		0-0-0		CONFERENCE		1-5-0		5-4-0		0-0-0							
5-4-0		0-0-0		0-0-0		HOME		0-3-0		5-1-0		0-0-0							
1-5-0		0-0-0		0-0-0		AWAY		1-2-0		0-3-0		0-0-0							
0-0-0		0-0-0		0-0-0		NEUTRAL		0-0-0		0-0-0		0-0-0							
RPI	S	Opponent		Score		RPI	S	Opponent		Score		RPI	S	Opponent		Score			
10	N	Tennessee		2	12	31	N	Colorado St.		0	4	53	H	Baylor		1	4		
16	N	Auburn		1	7	45	N	North Dakota St.		2	6	54	N	Missouri St.		2	1		
												56	N	Fresno St.		1	10		
												63	H	Louisiana Tech		2	11		
												63	H	Louisiana Tech		7	13		
												63	H	Louisiana Tech		1	13		
												70	A	Texas St.		3	2		
												70	H	Texas St.		6	8		
												75	H	BYU		0	6		
												75	H	BYU		4	1		
												81	A	Marshall		0	7		
												81	A	Marshall		0	5		
												81	A	Marshall		4	2		
										</									

Non-Div. I Games:

UTSA

Non-Div. I Games:

Weber St.

Average RPI Win: 196		WON-LOST RECORD		WINNING PCT. RANK		LAST 10 GAMES		STRENGTH OF SCHEDULE		OPP. STRENGTH OF SCHEDULE		TEAM RPI		ADJ RPI		CONF. RPI		ADJ CONF. RPI	
DIV. I ONLY		20-16-0		.55556 115		7-3-0		158		201		133		.50212 138		26		26	
DIV. I NON-CONF.		12-14-0		.46154 157		1-1-0		107		129		131		.50112 134		26		26	
TOTALS		RPI 1-25		RPI 26-50		W-L RECORDS		RPI 51-100		RPI 101-150		RPI 150+							
20-16-0		0-1-0		0-4-0		OVERALL		0-2-0		4-3-0		16-6-0							
5-2-0		0-0-0		0-0-0		HOME		0-0-0		0-0-0		5-2-0							
5-6-0		0-1-0		0-2-0		AWAY		0-0-0		2-1-0		3-2-0							
10-8-0		0-0-0		0-2-0		NEUTRAL		0-2-0		2-2-0		8-2-0							
12-14-0		0-1-0		0-4-0		NON-CONFERENCE		0-2-0		4-3-0		8-4-0							
0-1-0		0-0-0		0-0-0		HOME		0-0-0		0-0-0		0-1-0							
4-5-0		0-1-0		0-0-		AWAY		0-0-0		2-1-0		2-1-0							
8-8-0		0-0-0		0-2-0		NEUTRAL		0-2-0		2-2-0		6-2-0							
8-2-0		0-0-0		0-0-0		CONFERENCE		0-0-0		0-0-0		8-2-0							
5-1-0		0-0-0		0-0-0		HOME		0-0-0		0-0-0		5-1-0							
1-1-0		0-0-0		0-0-0		AWAY		0-0-0		0-0-0		1-1-0							
2-0-0		0-0-0		0-0-0		NEUTRAL		0-0-0		0-0-0		2-0-0							
RPI S	Opponent	Score		RPI S	Opponent	Score		RPI S	Opponent	Score		RPI S	Opponent	Score					
24 A	South Fla.	1	7	35 A	Georgia	0	8	55 N	Troy	1	5	114 N	LIU Brooklyn	5	9				
				35 A	Georgia	0	4	90 N	Iowa	3	5	119 A	East Carolina	5	0				
				36 N	Missouri	0	5					120 N	Belmont	7	0				
				39 N	Wisconsin	0	8					126 N	Providence	3	1				
												129 A	Boston College	8	3				
												132 A	Boston U.	1	3				
												147 N	Kansas	2	4				
												155 H	George Washington	14	1				
												155 H	George Washington	4	12				
												155 H	George Washington	4	3				
												159 N	Winthrop	3	2				
												159 N	Winthrop	2	1				
												161 A	UConn	13	3				
												162 N	Villanova	1	4				
												172 N	Western Mich.	5	6				
												184 N	Seton Hall	8	5				
												188 N	Columbia	10	2				
												188 N	Columbia	5	0				
												189 A	Stetson	15	2				
												189 A	Stetson	1	2				
												228 N	Bryant	2	1				
												230 A	Saint Louis	8	5				
												230 A	Saint Louis	5	7				
												260 H	Central Conn. St.	4	6				
												284 N	St. Bonaventure	5	1				
												284 N	St. Bonaventure	5	4				
												285 H	La Salle	8	2				
												285 H	La Salle	8	0				
LAST 10 GAMES				155 H	George Washington	14	1	155 H	George Washington	4	12	155 H	George Washington	4	3				
				285 H	La Salle	8	4	155 H	George Washington	4	3	260 H	Central Conn. St.	4	6				
				230 A	Saint Louis	5	7	260 H	Central Conn. St.	4	6	284 N	St. Bonaventure	5	1				
				284 N	St. Bonaventure	5	4	285 H	La Salle	8	2	284 N	St. Bonaventure	5	4				
				189 A	Stetson	15	2	285 H	La Salle	8	0	285 H	La Salle	8	2				

Non-Div. I Games:

Massachusetts

RPI	S	Opponent	Score	
285	H	La Salle	8	4
285	H	La Salle	8	0

Massachusetts

M
a
s
s
a
c
h
u
s
e
t
t
s

M
a
s
s
a
c
h
u
s
e
t
t
s

Average RPI Win: 177		WON-LOST	WINNING	LAST 10	STRENGTH OF		OPP. STRENGTH	TEAM	ADJ	CONF.	ADJ CONF.
Average RPI Loss: 106		RECORD	PCT. RANK	GAMES	SCHEDULE		OF SCHEDULE	RPI	RPI	RPI	RPI
DIV. I ONLY		22-16-0	.57895	103	5-5-0		215	102	143	.50055	139
DIV. I NON-CONF.		15-11-0	.57692	103	0-1-0		226	167	143	.49801	142
TOTALS		RPI 1-25	RPI 26-50		W-L RECORDS		RPI 51-100		RPI 101-150		RPI 150+
22-16-0	0-1-0	0-2-0		OVERALL		4-7-0		2-2-0		16-4-0	
5-3-0	0-0-0	0-0-0		HOME		1-2-0		0-0-0		4-1-0	
7-8-0	0-1-0	0-1-0		AWAY		1-2-0		0-1-0		6-3-0	
10-5-0	0-0-0	0-1-0		NEUTRAL		2-3-0		2-1-0		6-0-0	
15-11-0	0-1-0	0-2-0		NON-CONFERENCE		2-3-0		2-2-0		11-3-0	
2-0-0	0-0-0	0-0-0		HOME		0-0-0		0-0-0		2-0-0	
3-6-0	0-1-0	0-0-		AWAY		0-0-0		0-1-0		3-3-0	
10-5-0	0-0-0	0-1-0		NEUTRAL		2-3-0		2-1-0		6-0-0	
7-5-0	0-0-0	0-0-0		CONFERENCE		2-4-0		0-0-0		5-1-0	
3-3-0	0-0-0	0-0-0		HOME		1-2-0		0-0-0		2-1-0	
4-2-0	0-0-0	0-0-0		AWAY		1-2-0		0-0-0		3-0-0	
0-0-0	0-0-0	0-0-0		NEUTRAL		0-0-0		0-0-0		0-0-0	
RPI S	Opponent	Score		RPI S	Opponent	Score		RPI S	Opponent	Score	
25 A	Arkansas	6	9	42 A	Houston	0	4	56 A	Fresno St.	0	6
				46 N	Oregon St.	1	5	56 A	Fresno St.	2	10
								56 A	Fresno St.	5	1
								61 N	Cal St. Fullerton	5	0
								86 N	UC Davis	1	9
								88 N	Nicholls St.	0	3
								88 N	Nicholls St.	2	0
								91 N	Maryland	3	6
								100 H	San Diego St.	2	3
								100 H	San Diego St.	2	10
								100 H	San Diego St.	7	2
								124 N	CSUN	1	3
								128 A	Sacramento St.	0	9
								145 N	Northwestern St.	4	3
								145 N	Northwestern St.	6	3
								156 H	Utah St.	11	2
								156 H	Utah St.	6	4
								156 H	Utah St.	4	5
								171 A	New Mexico	11	6
								171 A	New Mexico	21	1
								171 A	New Mexico	7	1
								196 N	California Baptist	10	4
								196 N	California Baptist	6	2
								199 A	Pacific	10	0
								201 A	Montana	3	4
								201 A	Montana	5	6
								201 A	Montana	4	5
								208 H	Marist	8	2
								208 H	Marist	4	2
								210 N	La.-Monroe	3	2
								242 A	Saint Mary's (CA)	9	0
								242 A	Saint Mary's (CA)	2	0
								248 N	Northern Ky.	12	0
								261 N	Santa Clara	6	4
								263 N	Omaha	8	0
LAST 10 GAMES				145 N	Northwestern St.	6	3	56 A	Fresno St.	5	1
				208 H	Marist	4	2	56 A	Fresno St.	0	6
				208 H	Marist	8	2	56 A	Fresno St.	2	10
				128 A	Sacramento St.	0	9	100 H	San Diego St.	2	3
				242 A	Saint Mary's (CA)	9	0	100 H	San Diego St.	2	10

Non-Div. I Games:

Nevada

Towson

Average RPI Win: 184		WON-LOST	WINNING	LAST 10	STRENGTH OF		OPP. STRENGTH	TEAM	ADJ	CONF.	ADJ CONF.
Average RPI Loss: 128		RECORD	PCT. RANK	GAMES	SCHEDULE		OF SCHEDULE	RPI	RPI	RPI	RPI
DIV. I ONLY		18-21-0	.46154	167	6-4-0		84	217	136	.50051	140
DIV. I NON-CONF.		14-13-0	.51852	130	3-1-0		93	267	129	.50535	128
TOTALS		RPI 1-25	RPI 26-50		W-L RECORDS		RPI 51-100		RPI 101-150		RPI 150+
18-21-0	0-3-0	0-1-0		OVERALL		3-4-0		3-4-0		12-9-0	
7-7-0	0-3-0	0-0-0		HOME		0-0-0		0-0-0		7-4-0	
4-9-0	0-0-0	0-0-0		AWAY		1-3-0		1-2-0		2-4-0	
7-5-0	0-0-0	0-1-0		NEUTRAL		2-1-0		2-2-0		3-1-0	
14-13-0	0-0-0	0-1-0		NON-CONFERENCE		3-4-0		2-2-0		9-6-0	
6-2-0	0-0-0	0-0-0		HOME		0-0-0		0-0-0		6-2-0	
1-6-0	0-0-0	0-0-0		AWAY		1-3-0		0-0-0		0-3-0	
7-5-0	0-0-0	0-1-0		NEUTRAL		2-1-0		2-2-0		3-1-0	
4-8-0	0-3-0	0-0-0		CONFERENCE		0-0-0		1-2-0		3-3-0	
1-5-0	0-3-0	0-0-0		HOME		0-0-0		0-0-0		1-2-0	
3-3-0	0-0-0	0-0-0		AWAY		0-0-0		1-2-0		2-1-0	
0-0-0	0-0-0	0-0-0		NEUTRAL		0-0-0		0-0-0		0-0-0	
RPI S	Opponent	Score	RPI S	Opponent	Score	RPI S	Opponent	Score	RPI S	Opponent	Score
13 H	James Madison	1 5	45 N	North Dakota St.	0 1	64 A	USC Upstate	4 6	104 N	Eastern Ky.	0 5
13 H	James Madison	0 6				74 A	UNC Greensboro	4 2	114 N	LIU Brooklyn	8 3
13 H	James Madison	0 4				74 A	UNC Greensboro	9 10	119 N	East Carolina	5 14
						78 N	Wichita St.	4 5	126 N	Providence	6 5
						81 N	Marshall	3 2	141 A	UNCW	3 5
						83 N	Miami (OH)	8 3	141 A	UNCW	8 1
						94 A	Coastal Caro.	3 5	141 A	UNCW	1 4
									155 H	George Washington	3 10
									155 H	George Washington	6 1
									169 H	Col. of Charleston	4 7
									169 H	Col. of Charleston	1 5
									169 H	Col. of Charleston	4 3
									177 A	Delaware	6 11
									177 A	Delaware	6 4
									177 A	Delaware	6 0
									197 A	Princeton	0 8
									207 A	George Mason	3 9
									207 A	George Mason	0 1
									214 H	UMBC	3 0
									214 H	UMBC	8 5
									224 H	Georgetown	9 3
									226 N	Sacred Heart	2 5
									227 N	Youngstown St.	8 0
									264 N	Presbyterian	9 1
									279 H	Morgan St.	6 13
									289 H	Howard	6 4
									289 H	Howard	7 2
LAST 10 GAMES			289 H	Howard	6 4	155 H	George Washington	3 10	227 N	Youngstown St.	8 0
			279 H	Morgan St.	6 13	155 H	George Washington	6 1	264 N	Presbyterian	9 1
			13 H	James Madison	0 6	214 H	UMBC	8 5	279 H	Morgan St.	6 13
			207 A	George Mason	0 1	169 H	Col. of Charleston	4 3	289 H	Howard	6 4
			207 A	George Mason	3 9	177 A	Delaware	6 11	289 H	Howard	7 2

Non-Div. I Games:

Towson

RPI	S	Opponent	Score	
294	N	Saint Peter's	10	2

Towson

T
O
W
S
O
N

T
O
W
S
O
N

UNCW

Average RPI Win:		202	WON-LOST RECORD		WINNING PCT. RANK		LAST 10 GAMES		STRENGTH OF SCHEDULE		OPP. STRENGTH OF SCHEDULE		TEAM RPI		ADJ RPI		CONF. RPI		ADJ CONF. RPI				
DIV. I ONLY			22-21-0		.51163 139		2-8-0		143		192		139		.50028 141		12		13				
DIV. I NON-CONF.			18-13-0		.58065 100		0-1-0		228		221		150		.493 151		13		13				
TOTALS		RPI 1-25		RPI 26-50		W-L RECORDS		RPI 51-100		RPI 101-150		RPI 150+											
22-21-0		0-5-0		0-0-0		OVERALL		4-5-0		3-3-0		15-8-0											
14-9-0		0-0-0		0-0-0		HOME		0-0-0		2-3-0		12-6-0											
2-10-0		0-5-0		0-0-0		AWAY		2-3-0		0-0-0		0-2-0											
6-2-0		0-0-0		0-0-0		NEUTRAL		2-2-0		1-0-0		3-0-0											
18-13-0		0-2-0		0-0-0		NON-CONFERENCE		3-3-0		1-2-0		14-6-0											
11-6-0		0-0-0		0-0-0		HOME		0-0-0		0-2-0		11-4-0											
1-5-0		0-2-0		0-0-		AWAY		1-1-0		0-0-0		0-2-0											
6-2-0		0-0-0		0-0-0		NEUTRAL		2-2-0		1-0-0		3-0-0											
4-8-0		0-3-0		0-0-0		CONFERENCE		1-2-0		2-1-0		1-2-0											
3-3-0		0-0-0		0-0-0		HOME		0-0-0		2-1-0		1-2-0											
1-5-0		0-3-0		0-0-0		AWAY		1-2-0		0-0-0		0-0-0											
0-0-0		0-0-0		0-0-0		NEUTRAL		0-0-0		0-0-0		0-0-0											
RPI	S	Opponent		Score		RPI	S	Opponent		Score		RPI	S	Opponent		Score							
1	A	Florida St.		0	10					51	N	Iowa St.	3	2	104	H	Eastern Ky.	2	6				
1	A	Florida St.		2	7					72	A	NC State	2	3	104	H	Eastern Ky.	0	2				
13	A	James Madison		0	13					74	N	UNC Greensboro	5	0	112	N	UMass Lowell	9	2				
13	A	James Madison		2	12					74	N	UNC Greensboro	10	11	140	H	Towson	4	1				
13	A	James Madison		0	8					81	N	Marshall	5	11	140	H	Towson	5	3				
										84	A	Elon	0	1	140	H	Towson	1	8				
										84	A	Elon	1	2	166	H	Radford	2	5				
										84	A	Elon	6	3	183	H	Lehigh	4	5				
										93	A	North Florida	8	2	183	H	Lehigh	3	0				
															192	A	Jacksonville	2	9				
															195	A	Charleston So.	2	5				
															214	H	UMBC	0	1				
															220	H	Drexel	0	12				
															220	H	Drexel	6	8				
															220	H	Drexel	1	0				
															224	N	Georgetown	6	3				
															227	H	Youngstown St.	3	0				
															227	H	Youngstown St.	3	0				
															233	H	Rhode Island	9	6				
															233	H	Rhode Island	8	6				
															265	N	Cleveland St.	4	0				
															266	H	Canisius	7	2				
															266	H	Canisius	4	0				
															266	H	Canisius	10	1				
															281	H	N.C. A&T	1	0				
															281	H	N.C. A&T	9	1				
															285	N	La Salle	6	2				
LAST 10 GAMES																							
84	A	Elon		1	2	84	A	Elon		0	1	266	H	Canisius		10	1	266	H	Canisius		10	1
74	N	UNC Greensboro		10	11	140	H	Towson		4	1	220	H	Drexel		0	12	281	H	N.C. A&T		9	1
183	H	Lehigh		3	0	13	A	James Madison		2	12	285	N	La Salle		6	2						
74	N	UNC Greensboro		5	0																		
13	A	James Madison		0	13																		

Non-Div. I Games:

UNCW

RPI	S	Opponent	Score	
289	H	Howard	10	3
289	H	Howard	11	12

UNCW

U
N
C
W

U
N
C
W

UAB				Through Games Of April 14, 2019								
Average RPI Win: 176		WON-LOST RECORD	WINNING PCT. RANK	LAST 10 GAMES	STRENGTH OF SCHEDULE	OPP. STRENGTH OF SCHEDULE	TEAM RPI	ADJ RPI	CONF. RPI	ADJ CONF. RPI		
DIV. I ONLY		15-26-0	.36585 223	3-7-0	54	93	140	.50011 142	10	9		
DIV. I NON-CONF.		10-14-0	.41667 187	0-2-0	20	89	86	.53411 94	11	10		
TOTALS		RPI 1-25	RPI 26-50		W-L RECORDS		RPI 51-100		RPI 101-150		RPI 150+	
15-26-0		0-6-0	0-5-0		OVERALL		2-5-0		4-9-0		9-1-0	
8-10-0		0-1-0	0-0-0		HOME		0-3-0		3-5-0		5-1-0	
3-11-0		0-4-0	0-2-0		AWAY		2-1-0		1-4-0		0-0-0	
4-5-0		0-1-0	0-3-0		NEUTRAL		0-1-0		0-0-0		4-0-0	
10-14-0		0-6-0	0-5-0		NON-CONFERENCE		0-1-0		3-2-0		7-0-0	
6-3-0		0-1-0	0-0-0		HOME		0-0-0		3-2-0		3-0-0	
0-6-0		0-4-0	0-0-		AWAY		0-0-0		0-0-0		0-0-0	
4-5-0		0-1-0	0-3-0		NEUTRAL		0-1-0		0-0-0		4-0-0	
5-12-0		0-0-0	0-0-0		CONFERENCE		2-4-0		1-7-0		2-1-0	
2-7-0		0-0-0	0-0-0		HOME		0-3-0		0-3-0		2-1-0	
3-5-0		0-0-0	0-0-0		AWAY		2-1-0		1-4-0		0-0-0	
0-0-0		0-0-0	0-0-0		NEUTRAL		0-0-0		0-0-0		0-0-0	
RPI S	Opponent	Score		RPI S	Opponent	Score		RPI S	Opponent	Score		
11 A	Alabama	1	17	27 N	Virginia Tech	6	8	63 H	Louisiana Tech	2	6	
11 H	Alabama	0	8	27 N	Virginia Tech	1	4	63 H	Louisiana Tech	4	8	
14 A	Ole Miss	2	3	29 N	Notre Dame	0	6	63 H	Louisiana Tech	4	7	
16 A	Auburn	0	9	35 A	Georgia	2	10	90 N	Iowa	1	3	
16 A	Auburn	3	11	35 A	Georgia	1	5	98 A	Fla. Atlantic	3	7	
18 N	Texas Tech	2	7					98 A	Fla. Atlantic	5	3	
								98 A	Fla. Atlantic	5	1	

Non-Div. I Games:

UAB

Average RPI Win: 213		WON-LOST	WINNING	LAST 10	STRENGTH OF		OPP. STRENGTH	TEAM	ADJ	CONF.	ADJ CONF.
Average RPI Loss: 118		RECORD	PCT. RANK	GAMES	SCHEDULE		OF SCHEDULE	RPI	RPI	RPI	RPI
DIV. I ONLY		20-16-0	.55556	115	7-3-0		173	211	141	.49992	143
DIV. I NON-CONF.		11-13-0	.45833	160	1-1-0		160	148	160	.48742	159
TOTALS		RPI 1-25	RPI 26-50		W-L RECORDS		RPI 51-100		RPI 101-150		RPI 150+
20-16-0		0-1-0	0-2-0		OVERALL		1-4-0		1-1-0		18-8-0
7-5-0		0-0-0	0-0-0		HOME		0-0-0		0-1-0		7-4-0
6-3-0		0-1-0	0-0-0		AWAY		0-0-0		0-0-0		6-2-0
7-8-0		0-0-0	0-2-0		NEUTRAL		1-4-0		1-0-0		5-2-0
11-13-0		0-1-0	0-2-0		NON-CONFERENCE		1-4-0		1-1-0		9-5-0
1-2-0		0-0-0	0-0-0		HOME		0-0-0		0-1-0		1-1-0
3-3-0		0-1-0	0-0-		AWAY		0-0-0		0-0-0		3-2-0
7-8-0		0-0-0	0-2-0		NEUTRAL		1-4-0		1-0-0		5-2-0
9-3-0		0-0-0	0-0-0		CONFERENCE		0-0-0		0-0-0		9-3-0
6-3-0		0-0-0	0-0-0		HOME		0-0-0		0-0-0		6-3-0
3-0-0		0-0-0	0-0-0		AWAY		0-0-0		0-0-0		3-0-0
0-0-0		0-0-0	0-0-0		NEUTRAL		0-0-0		0-0-0		0-0-0
RPI S	Opponent	Score	RPI S	Opponent	Score	RPI S	Opponent	Score	RPI S	Opponent	Score
13 A	James Madison	2 14	40 N	Indiana	1 2	55 N	Troy	4 7	126 H	Providence	2 3
			47 N	UCF	0 3	82 N	Rutgers	5 6	126 N	Providence	5 1
						82 N	Rutgers	4 8	153 N	Penn St.	0 6
						87 N	Purdue	4 8	155 H	George Washington	5 7
						90 N	Iowa	4 1	155 H	George Washington	2 5
									155 H	George Washington	7 4
									162 H	Villanova	2 3
									165 N	Harvard	5 6
									177 A	Delaware	1 6
									177 A	Delaware	3 1
									178 N	Toledo	8 5
									183 A	Lehigh	1 6
									183 A	Lehigh	6 5
									189 N	Stetson	6 2
									190 N	Binghamton	7 3
									207 H	George Mason	5 3
									207 H	George Mason	4 0
									207 H	George Mason	0 3
									224 A	Georgetown	5 0
									231 N	Bethune-Cookman	3 1
									233 H	Rhode Island	15 0
									233 H	Rhode Island	2 1
									233 H	Rhode Island	10 1
									275 N	Brown	7 5
									279 H	Morgan St.	13 4
									284 A	St. Bonaventure	8 6
									284 A	St. Bonaventure	8 2
LAST 10 GAMES			LAST 10 GAMES			LAST 10 GAMES			LAST 10 GAMES		
			82 N	Rutgers	5 6				155 H	George Washington	5 7
			233 H	Rhode Island	2 1				233 H	Rhode Island	10 1
			87 N	Purdue	4 8				183 A	Lehigh	6 5
			207 H	George Mason	5 3				177 A	Delaware	3 1
			284 A	St. Bonaventure	8 2				207 H	George Mason	4 0

Non-Div. I Games:

Saint Joseph's

Saint Joseph's

Average RPI Win: 219		WON-LOST	WINNING	LAST 10	STRENGTH OF		OPP. STRENGTH	TEAM	ADJ	CONF.	ADJ CONF.
Average RPI Loss: 78		RECORD	PCT. RANK	GAMES	SCHEDULE		OF SCHEDULE	RPI	RPI	RPI	RPI
DIV. I ONLY		22-17-0	.5641	111	6-4-0		200	146	142	.49974	144
DIV. I NON-CONF.		16-6-0	.72727	40	1-1-0		238	223	102	.52675	104
TOTALS		RPI 1-25	RPI 26-50		W-L RECORDS		RPI 51-100		RPI 101-150		RPI 150+
22-17-0		0-4-0	0-2-0		OVERALL		0-8-0		1-1-0		21-2-0
11-3-0		0-0-0	0-0-0		HOME		0-3-0		1-0-0		10-0-0
4-10-0		0-4-0	0-0-0		AWAY		0-3-0		0-1-0		4-2-0
7-4-0		0-0-0	0-2-0		NEUTRAL		0-2-0		0-0-0		7-0-0
16-6-0		0-1-0	0-2-0		NON-CONFERENCE		0-2-0		1-1-0		15-0-0
6-0-0		0-0-0	0-0-0		HOME		0-0-0		1-0-0		5-0-0
3-2-0		0-1-0	0-0-		AWAY		0-0-0		0-1-0		3-0-0
7-4-0		0-0-0	0-2-0		NEUTRAL		0-2-0		0-0-0		7-0-0
6-11-0		0-3-0	0-0-0		CONFERENCE		0-6-0		0-0-0		6-2-0
5-3-0		0-0-0	0-0-0		HOME		0-3-0		0-0-0		5-0-0
1-8-0		0-3-0	0-0-0		AWAY		0-3-0		0-0-0		1-2-0
0-0-0		0-0-0	0-0-0		NEUTRAL		0-0-0		0-0-0		0-0-0
RPI S	Opponent	Score	RPI S	Opponent	Score	RPI S	Opponent	Score	RPI S	Opponent	Score
12 A	Northwestern	1 5	40 N	Indiana	1 3	54 A	Missouri St.	0 1	146 A	UIC	1 2
22 A	Drake	0 1	40 N	Indiana	0 1	54 A	Missouri St.	3 5	146 H	UIC	5 1
22 A	Drake	0 11				54 A	Missouri St.	1 2	173 H	Valparaiso	9 1
22 A	Drake	0 9				73 H	Bradley	4 9	173 H	Valparaiso	4 2
						73 H	Bradley	1 7	175 A	Mercer	9 0
						73 H	Bradley	5 12	176 A	Gardner-Webb	14 0
						76 N	Sam Houston St.	3 4	180 N	UT Martin	4 3
						76 N	Sam Houston St.	3 5	200 H	Indiana St.	13 7
									200 H	Indiana St.	2 1
									200 H	Indiana St.	14 8
									202 H	UMKC	1 0
									221 H	Butler	5 4
									225 H	Detroit Mercy	3 1
									226 N	Sacred Heart	7 2
									230 A	Saint Louis	10 4
									244 A	Evansville	3 5
									244 A	Evansville	9 6
									244 A	Evansville	1 9
									245 H	IUPUI	6 0
									251 H	Purdue Fort Wayne	2 0
									252 N	Hartford	8 0
									257 N	Oakland	10 0
									269 N	Akron	11 2
									281 N	N.C. A&T	8 0
									282 N	Mississippi Val.	12 0
			LAST 10 GAMES								
			76 N	Sam Houston St.	3 4	244 A	Evansville	3 5			
			22 A	Drake	0 1	54 A	Missouri St.	0 1			
			200 H	Indiana St.	13 7	22 A	Drake	0 11			
			73 H	Bradley	4 9	22 A	Drake	0 9			
			173 H	Valparaiso	9 1	173 H	Valparaiso	4 2			

Non-Div. I Games:

Loyola Chicago

Average RPI Win: 188		WON-LOST	WINNING	LAST 10	STRENGTH OF		OPP. STRENGTH	TEAM	ADJ	CONF.	ADJ CONF.
Average RPI Loss: 101		RECORD	PCT. RANK	GAMES	SCHEDULE		OF SCHEDULE	RPI	RPI	RPI	RPI
DIV. I ONLY		22-19-0	.53659	123	7-3-0		179	161	146	.49945	145
DIV. I NON-CONF.		8-13-0	.38095	210	1-0-0		145	183	194	.46994	188
TOTALS		RPI 1-25	RPI 26-50		W-L RECORDS		RPI 51-100		RPI 101-150		RPI 150+
22-19-0		0-3-0	1-1-0		OVERALL		4-8-0		1-3-0		16-4-0
15-2-0		0-1-0	0-0-0		HOME		0-1-0		0-0-0		15-0-0
5-10-0		0-2-0	0-0-0		AWAY		4-7-0		0-0-0		1-1-0
2-7-0		0-0-0	1-1-0		NEUTRAL		0-0-0		1-3-0		0-3-0
8-13-0		0-3-0	1-1-0		NON-CONFERENCE		1-2-0		1-3-0		5-4-0
4-2-0		0-1-0	0-0-0		HOME		0-1-0		0-0-0		4-0-0
2-4-0		0-2-0	0-0-		AWAY		1-1-0		0-0-0		1-1-0
2-7-0		0-0-0	1-1-0		NEUTRAL		0-0-0		1-3-0		0-3-0
14-6-0		0-0-0	0-0-0		CONFERENCE		3-6-0		0-0-0		11-0-0
11-0-0		0-0-0	0-0-0		HOME		0-0-0		0-0-0		11-0-0
3-6-0		0-0-0	0-0-0		AWAY		3-6-0		0-0-0		0-0-0
0-0-0		0-0-0	0-0-0		NEUTRAL		0-0-0		0-0-0		0-0-0
RPI S	Opponent	Score		RPI S	Opponent	Score		RPI S	Opponent	Score	
5 A	Texas	2	7	28 N	Boise St.	1	2	60 A	North Texas	0	6
6 H	LSU	3	10	28 N	Boise St.	3	2	63 A	Louisiana Tech	7	4
25 A	Arkansas	2	8					63 H	Louisiana Tech	3	11
								76 A	Sam Houston St.	0	6
								76 A	Sam Houston St.	6	4
								76 A	Sam Houston St.	6	3
								85 A	McNeese	4	3
								85 A	McNeese	2	5
								85 A	McNeese	1	3
								88 A	Nicholls St.	1	5
								88 A	Nicholls St.	1	6
								88 A	Nicholls St.	0	10
				LAST 10 GAMES							
				229 H	A&M-Corpus Christi	8	0	139 N	Nevada	3	6
				88 A	Nicholls St.	0	10	25 A	Arkansas	2	8
				158 H	Southeastern La.	4	3	193 H	Houston Baptist	9	3
				158 H	Southeastern La.	6	1	129 N	Boston College	9	5
				158 H	Southeastern La.	6	1	5 A	Texas	2	7
								229 H	A&M-Corpus Christi	8	0
								229 H	A&M-Corpus Christi	7	2
								229 H	A&M-Corpus Christi	3	1
								235 H	Abilene Christian	8	0
								235 H	Abilene Christian	7	2
								235 H	Abilene Christian	9	0
								263 N	Omaha	1	4
								270 H	Fairleigh Dickinson	6	0
								270 H	Fairleigh Dickinson	5	1
								292 H	Ark.-Pine Bluff	10	1
								292 H	Ark.-Pine Bluff	4	0
								295 A	Grambling	7	3

Non-Div. I Games:

Northwestern St.

Average RPI Win:	199	WON-LOST RECORD	WINNING PCT. RANK	LAST 10 GAMES	STRENGTH OF SCHEDULE	OPP. STRENGTH OF SCHEDULE	TEAM RPI	ADJ RPI	CONF. RPI	ADJ CONF. RPI						
DIV. I ONLY		17-19-0	.47222	160	5-5-0	141	124	150	.49931	146	29	29				
DIV. I NON-CONF.		10-17-0	.37037	216	1-3-0	54	50	136	.5035	132	29	27				
<hr/>																
TOTALS	RPI 1-25	RPI 26-50		W-L RECORDS		RPI 51-100		RPI 101-150		RPI 150+						
17-19-0	0-5-0	1-3-0		OVERALL		1-4-0		3-2-0		12-5-0						
8-3-0	0-0-0	0-0-0		HOME		0-0-0		1-1-0		7-2-0						
2-6-0	0-1-0	0-0-0		AWAY		0-2-0		0-1-0		2-2-0						
7-10-0	0-4-0	1-3-0		NEUTRAL		1-2-0		2-0-0		3-1-0						
10-17-0	0-5-0	1-3-0		NON-CONFERENCE		1-4-0		3-2-0		5-3-0						
2-3-0	0-0-0	0-0-0		HOME		0-0-0		1-1-0		1-2-0						
1-4-0	0-1-0	0-0-		AWAY		0-2-0		0-1-0		1-0-0						
7-10-0	0-4-0	1-3-0		NEUTRAL		1-2-0		2-0-0		3-1-0						
7-2-0	0-0-0	0-0-0		CONFERENCE		0-0-0		0-0-0		7-2-0						
6-0-0	0-0-0	0-0-0		HOME		0-0-0		0-0-0		6-0-0						
1-2-0	0-0-0	0-0-0		AWAY		0-0-0		0-0-0		1-2-0						
0-0-0	0-0-0	0-0-0		NEUTRAL		0-0-0		0-0-0		0-0-0						
RPI	S	Opponent	Score		RPI	S	Opponent	Score		RPI	S	Opponent	Score			
7	A	Arizona	1	10	28	N	Boise St.	0	8	61	N	Cal St. Fullerton	8	12		
10	N	Tennessee	1	11	49	N	Lipscomb	1	2	69	N	Long Beach St.	8	2		
10	N	Tennessee	2	13	49	N	Lipscomb	3	7	90	N	Iowa	1	5		
11	N	Alabama	4	13	50	N	San Jose St.	12	3	94	A	Coastal Caro.	1	9		
24	N	South Fla.	5	7						100	A	San Diego St.	8	13		
												120	H	Belmont	0	5
												120	N	Belmont	1	0
												132	N	Boston U.	4	3
												144	A	Loyola Chicago	1	5
												144	H	Loyola Chicago	2	1
												163	H	Western Ill.	4	9
												163	H	Western Ill.	6	3
												171	N	New Mexico	5	13
												173	H	Valparaiso	6	9
												221	A	Butler	4	2
												221	N	Butler	3	2
												225	H	Detroit Mercy	2	0
												225	H	Detroit Mercy	9	0
												225	H	Detroit Mercy	10	8
												251	N	Purdue Fort Wayne	10	3
												257	A	Oakland	10	0
												257	A	Oakland	6	7
												257	A	Oakland	0	5
												265	H	Cleveland St.	15	1
												265	H	Cleveland St.	17	9
												265	H	Cleveland St.	5	4
												287	N	Rider	17	0
<hr/>																
LAST 10 GAMES																
					50	N	San Jose St.	12	3	163	H	Western Ill.	6	3		
					49	N	Lipscomb	1	2	163	H	Western Ill.	4	9		
					257	A	Oakland	0	5	257	A	Oakland	6	7		
					225	H	Detroit Mercy	10	8	257	A	Oakland	10	0		
					265	H	Cleveland St.	5	4	173	H	Valparaiso	6	9		

Non-Div. I Games:

UIC

Average RPI Win: 159		WON-LOST	WINNING	LAST 10	STRENGTH OF		OPP. STRENGTH	TEAM	ADJ	CONF.	ADJ CONF.
Average RPI Loss: 56		RECORD	PCT. RANK	GAMES	SCHEDULE		OF SCHEDULE	RPI	RPI	RPI	RPI
DIV. I ONLY		14-27-0	.34146	237	3-7-0		67	30	147	.49871	147
DIV. I NON-CONF.		12-20-0	.375	214	1-0-0		121	39	163	.48465	162
TOTALS		RPI 1-25	RPI 26-50		W-L RECORDS		RPI 51-100		RPI 101-150		RPI 150+
14-27-0		1-9-0	0-7-0		OVERALL		4-7-0		3-1-0		6-3-0
9-9-0		0-5-0	0-0-0		HOME		4-3-0		0-0-0		5-1-0
1-8-0		1-4-0	0-1-0		AWAY		0-3-0		0-0-0		0-0-0
4-10-0		0-0-0	0-6-0		NEUTRAL		0-1-0		3-1-0		1-2-0
12-20-0		1-3-0	0-7-0		NON-CONFERENCE		2-6-0		3-1-0		6-3-0
7-5-0		0-2-0	0-0-0		HOME		2-2-0		0-0-0		5-1-0
1-5-0		1-1-0	0-0-0		AWAY		0-3-0		0-0-0		0-0-0
4-10-0		0-0-0	0-6-0		NEUTRAL		0-1-0		3-1-0		1-2-0
2-7-0		0-6-0	0-0-0		CONFERENCE		2-1-0		0-0-0		0-0-0
2-4-0		0-3-0	0-0-0		HOME		2-1-0		0-0-0		0-0-0
0-3-0		0-3-0	0-0-0		AWAY		0-0-0		0-0-0		0-0-0
0-0-0		0-0-0	0-0-0		NEUTRAL		0-0-0		0-0-0		0-0-0
RPI S	Opponent	Score	RPI S	Opponent	Score	RPI S	Opponent	Score	RPI S	Opponent	Score
4 H	Oklahoma	0 5	26 N	Stanford	3 12	53 H	Baylor	7 1	106 N	Utah	4 6
4 H	Oklahoma	0 10	30 N	Mississippi St.	3 6	53 H	Baylor	2 3	126 N	Providence	2 1
4 H	Oklahoma	0 8	32 A	Arizona St.	6 14	53 H	Baylor	9 8	133 N	Virginia	5 2
10 A	Tennessee	0 9	33 N	Louisville	3 5	58 H	Southeast Mo. St.	0 2	138 N	Massachusetts	4 2
17 A	Oklahoma St.	1 8	34 N	Oregon	5 14	58 H	Southeast Mo. St.	1 2	151 N	Campbell	3 9
17 A	Oklahoma St.	3 7	36 N	Missouri	0 12	72 A	NC State	1 4	195 N	Charleston So.	6 0
17 A	Oklahoma St.	0 5	36 N	Missouri	2 3	78 A	Wichita St.	10 11	202 H	UMKC	4 5
23 A	Tulsa	7 4				80 A	Duke	7 8	231 N	Bethune-Cookman	1 3
23 H	Tulsa	5 11				90 N	Iowa	1 2	243 H	Maine	6 4
23 H	Tulsa	0 4				97 H	Nebraska	1 0	263 H	Omaha	8 0
						97 H	Nebraska	2 0	268 H	Green Bay	5 4
									268 H	Green Bay	9 0
									268 H	Green Bay	5 4
LAST 10 GAMES											
17 A	Oklahoma St.	0 5	58 H	Southeast Mo. St.	1 2						
268 H	Green Bay	5 4	151 N	Campbell	3 9						
268 H	Green Bay	5 4	4 H	Oklahoma	0 8						
268 H	Green Bay	9 0	4 H	Oklahoma	0 5						
263 H	Omaha	8 0	4 H	Oklahoma	0 10						

Non-Div. I Games:

Kansas

Average RPI Win: 167		WON-LOST RECORD		WINNING PCT. RANK		LAST 10 GAMES		STRENGTH OF SCHEDULE		OPP. STRENGTH OF SCHEDULE		TEAM RPI		ADJ RPI		CONF. RPI		ADJ CONF. RPI			
DIV. I ONLY		12-18-0		.4 202		4-6-0		64		172		138		.49814 148		15		16			
DIV. I NON-CONF.		8-12-0		.4 197		0-1-0		51		160		134		.49861 139		16		16			
TOTALS		RPI 1-25		RPI 26-50		W-L RECORDS		RPI 51-100		RPI 101-150		RPI 150+									
12-18-0		0-5-0		0-0-0		OVERALL		2-3-0		3-6-0		7-4-0									
1-2-0		0-0-0		0-0-0		HOME		1-2-0		0-0-0		0-0-0									
5-9-0		0-2-0		0-0-0		AWAY		0-0-0		1-6-0		4-1-0									
6-7-0		0-3-0		0-0-0		NEUTRAL		1-1-0		2-0-0		3-3-0									
8-12-0		0-5-0		0-0-0		NON-CONFERENCE		1-2-0		3-2-0		4-3-0									
0-1-0		0-0-0		0-0-0		HOME		0-1-0		0-0-0		0-0-0									
2-4-0		0-2-0		0-0-		AWAY		0-0-0		1-2-0		1-0-0									
6-7-0		0-3-0		0-0-0		NEUTRAL		1-1-0		2-0-0		3-3-0									
4-6-0		0-0-0		0-0-0		CONFERENCE		1-1-0		0-4-0		3-1-0									
1-1-0		0-0-0		0-0-0		HOME		1-1-0		0-0-0		0-0-0									
3-5-0		0-0-0		0-0-0		AWAY		0-0-0		0-4-0		3-1-0									
0-0-0		0-0-0		0-0-0		NEUTRAL		0-0-0		0-0-0		0-0-0									
RPI	S	Opponent		Score		RPI	S	Opponent		Score		RPI	S	Opponent		Score					
11	N	Alabama		4	6			54	N	Missouri St.		3	1	102	A	Jacksonville St.		10	11		
11	N	Alabama		3	8			58	H	Southeast Mo. St.		4	3	102	A	Jacksonville St.		0	4		
22	N	Drake		2	3			58	H	Southeast Mo. St.		1	14	104	A	Eastern Ky.		2	6		
25	A	Arkansas		1	2			65	N	California		0	8	104	A	Eastern Ky.		2	10		
25	A	Arkansas		3	15			73	H	Bradley		1	11	106	N	Utah		5	2		
														118	A	Hawaii		0	5		
														118	A	Hawaii		3	5		
														118	A	Hawaii		8	5		
														136	N	UTSA		5	4		
														158	A	Southeastern La.		2	1		
														182	A	Tennessee Tech		3	7		
														182	A	Tennessee Tech		10	3		
														216	N	Prairie View		6	8		
														222	A	Eastern Ill.		10	3		
														222	A	Eastern Ill.		13	0		
														229	N	A&M-Corpus Christi		4	2		
														245	N	IUPUI		17	5		
														245	N	IUPUI		8	11		
														272	N	Niagara		3	1		
														272	N	Niagara		1	2		
LAST 10 GAMES						LAST 10 GAMES						LAST 10 GAMES									
104 A Eastern Ky.						2	10	104 A Eastern Ky.						2	6						
222 A Eastern Ill.						13	0	222 A Eastern Ill.						10	3						
102 A Jacksonville St.						10	11	58 H Southeast Mo. St.						1	14						
182 A Tennessee Tech						10	3	73 H Bradley						1	11						
58 H Southeast Mo. St.						4	3	182 A Tennessee Tech						3	7						

Non-Div. I Games:

SIUE

Average RPI Win:	189	WON-LOST RECORD	WINNING PCT. RANK	LAST 10 GAMES	STRENGTH OF SCHEDULE	OPP. STRENGTH OF SCHEDULE	TEAM RPI	ADJ RPI	CONF. RPI	ADJ CONF. RPI		
DIV. I ONLY		19-21-0	.475	152	3-7-0	127	177	149	.49655	149	8	8
DIV. I NON-CONF.		14-9-0	.6087	87	1-1-0	267	220	162	.48418	163	8	8
<hr/>												
TOTALS	RPI 1-25	RPI 26-50		W-L RECORDS		RPI 51-100		RPI 101-150		RPI 150+		
19-21-0	0-3-0	0-1-0		OVERALL		4-10-0		1-1-0		14-6-0		
15-12-0	0-3-0	0-0-0		HOME		3-6-0		0-0-0		12-3-0		
2-6-0	0-0-0	0-1-0		AWAY		1-3-0		0-0-0		1-2-0		
2-3-0	0-0-0	0-0-0		NEUTRAL		0-1-0		1-1-0		1-1-0		
14-9-0	0-0-0	0-1-0		NON-CONFERENCE		0-2-0		1-1-0		13-5-0		
12-3-0	0-0-0	0-0-0		HOME		0-0-0		0-0-0		12-3-0		
0-3-0	0-0-0	0-0-		AWAY		0-1-0		0-0-0		0-1-0		
2-3-0	0-0-0	0-0-0		NEUTRAL		0-1-0		1-1-0		1-1-0		
5-12-0	0-3-0	0-0-0		CONFERENCE		4-8-0		0-0-0		1-1-0		
3-9-0	0-3-0	0-0-0		HOME		3-6-0		0-0-0		0-0-0		
2-3-0	0-0-0	0-0-0		AWAY		1-2-0		0-0-0		1-1-0		
0-0-0	0-0-0	0-0-0		NEUTRAL		0-0-0		0-0-0		0-0-0		
RPI	S	Opponent	Score	RPI	S	Opponent	Score	RPI	S	Opponent	Score	
19	H	Louisiana	0 2	35	A	Georgia	1 5	55	H	Troy	1 6	
19	H	Louisiana	1 3					55	H	Troy	5 3	
19	H	Louisiana	3 6					55	H	Troy	1 6	
								89	A	UT Arlington	1 7	
								89	A	UT Arlington	2 4	
								89	A	UT Arlington	10 3	
								92	H	Appalachian St.	0 7	
								92	H	Appalachian St.	2 9	
								92	H	Appalachian St.	5 6	
								93	A	North Florida	0 4	
								94	H	Coastal Caro.	3 0	
								94	H	Coastal Caro.	3 1	
								94	H	Coastal Caro.	4 5	
								99	N	FIU	5 6	

Non-Div. I Games:

Ga. Southern

Average RPI Win:		201	WON-LOST		WINNING		LAST 10		STRENGTH OF		OPP. STRENGTH		TEAM		ADJ		CONF.		ADJ CONF.				
Average RPI Loss:		128	RECORD		PCT. RANK		GAMES		SCHEDULE		OF SCHEDULE		RPI		RPI		RPI		RPI				
DIV. I ONLY			28-18-0		.6087	82	9-1-0		240		174		155		.49629	150	22		21				
DIV. I NON-CONF.			17-17-0		.5	132	0-1-0		175		180		155		.49444	148	20		20				
TOTALS		RPI 1-25		RPI 26-50		W-L RECORDS		RPI 51-100		RPI 101-150		RPI 150+											
28-18-0		1-1-0		0-1-0		OVERALL		2-4-0		3-3-0		22-9-0											
9-0-0		0-0-0		0-0-0		HOME		0-0-0		0-0-0		9-0-0											
6-7-0		0-0-0		0-1-0		AWAY		1-3-0		0-0-0		5-3-0											
13-11-0		1-1-0		0-0-0		NEUTRAL		1-1-0		3-3-0		8-6-0											
17-17-0		1-1-0		0-1-0		NON-CONFERENCE		2-4-0		3-3-0		11-8-0											
0-0-0		0-0-0		0-0-0		HOME		0-0-0		0-0-0		0-0-0											
4-6-0		0-0-0		0-0-		AWAY		1-3-0		0-0-0		3-2-0											
13-11-0		1-1-0		0-0-0		NEUTRAL		1-1-0		3-3-0		8-6-0											
11-1-0		0-0-0		0-0-0		CONFERENCE		0-0-0		0-0-0		11-1-0											
9-0-0		0-0-0		0-0-0		HOME		0-0-0		0-0-0		9-0-0											
2-1-0		0-0-0		0-0-0		AWAY		0-0-0		0-0-0		2-1-0											
0-0-0		0-0-0		0-0-0		NEUTRAL		0-0-0		0-0-0		0-0-0											
RPI	S	Opponent		Score		RPI	S	Opponent		Score		RPI	S	Opponent		Score		RPI	S	Opponent		Score	
13	N	James Madison		1	9	32	A	Arizona St.		0	12	51	A	Iowa St.		1	9	103	N	New Mexico St.		4	3
15	N	Michigan		6	4							51	N	Iowa St.		1	2	106	N	Utah		1	5
												62	A	Grand Canyon		0	3	113	N	Middle Tenn.		3	1
												62	A	Grand Canyon		4	1	115	N	Albany (NY)		2	0
												68	A	Loyola Marymount		2	5	117	N	Murray St.		4	8
												87	N	Purdue		4	2	123	N	Ball St.		4	10
																		161	N	UConn		0	8
																		161	N	UConn		0	7
																		163	A	Western Ill.		4	3
																		163	A	Western Ill.		3	2
																		163	A	Western Ill.		3	6
																		183	N	Lehigh		2	6
																		186	A	Creighton		5	11
																		195	A	Charleston So.		8	2
																		195	A	Charleston So.		8	6
																		196	A	California Baptist		2	0
																		196	A	California Baptist		6	7
																		203	N	Dayton		18	0
																		203	N	Dayton		3	4
																		207	N	George Mason		9	7
																		211	N	Central Ark.		1	9
																		220	N	Drexel		5	20
																		220	N	Drexel		11	8
																		232	H	North Dakota		7	4
																		232	H	North Dakota		7	4
																		232	H	North Dakota		4	0
																		232	H	North Dakota		9	6
																		263	H	Omaha		9	1
																		263	H	Omaha		5	4
																		241	N	Northern Colo.		11	1
						</																	

RPI	S	Opponent	Score	
251	H	Purdue Fort Wayne	6	0
251	H	Purdue Fort Wayne	7	0
251	H	Purdue Fort Wayne	10	0
263	H	Omaha	5	4
263	H	Omaha	9	1
263	H	Omaha	4	0
265	N	Cleveland St.	9	0
271	N	Quinnipiac	4	0
286	N	Cornell	6	0
293	N	UMES	13	2

South Dakota

S
o
u
t
h
D
a
k
o
t
a

S
o
u
t
h
D
a
k
o
t
a

[illegible]

Non-Div. I Games:

Campbell

RPI	S	Opponent	Score	
285	H	La Salle	6	0

Campbell

C
a
m
p
b
e
l
l

C
a
m
p
b
e
l
l

[illegible]

Non-Div. I Games:

Kennesaw St.

RPI	S	Opponent	Score	
273	N	Incarnate Word	5	4
273	N	Incarnate Word	5	2
283	H	Morehead St.	6	5

Kennesaw St.

K
e
n
n
e
s
a
w
S
t
.

K
e
n
n
e
s
a
w
S
t
.

Average RPI Win:	156	WON-LOST RECORD	WINNING PCT. RANK	LAST 10 GAMES	STRENGTH OF SCHEDULE	OPP. STRENGTH OF SCHEDULE	TEAM RPI	ADJ RPI	CONF. RPI	ADJ CONF. RPI			
Average RPI Loss:	101												
DIV. I ONLY	20-24-0	.45455	168	3-7-0	131	110	152	.4928	153	4	4		
DIV. I NON-CONF.	16-14-0	.53333	125	1-1-0	192	146	142	.49455	147	5	5		
<hr/>													
TOTALS	RPI 1-25	RPI 26-50		W-L RECORDS	RPI 51-100		RPI 101-150		RPI 150+				
20-24-0	0-0-0	1-5-0		OVERALL	3-13-0		4-1-0		12-5-0				
3-9-0	0-0-0	1-4-0		HOME	0-3-0		0-0-0		2-2-0				
5-6-0	0-0-0	0-1-0		AWAY	2-4-0		0-0-0		3-1-0				
12-9-0	0-0-0	0-0-0		NEUTRAL	1-6-0		4-1-0		7-2-0				
16-14-0	0-0-0	0-1-0		NON-CONFERENCE	2-8-0		4-1-0		10-4-0				
2-2-0	0-0-0	0-0-0		HOME	0-0-0		0-0-0		2-2-0				
2-3-0	0-0-0	0-0-		AWAY	1-2-0		0-0-0		1-0-0				
12-9-0	0-0-0	0-0-0		NEUTRAL	1-6-0		4-1-0		7-2-0				
4-10-0	0-0-0	1-4-0		CONFERENCE	1-5-0		0-0-0		2-1-0				
1-7-0	0-0-0	1-4-0		HOME	0-3-0		0-0-0		0-0-0				
3-3-0	0-0-0	0-0-0		AWAY	1-2-0		0-0-0		2-1-0				
0-0-0	0-0-0	0-0-0		NEUTRAL	0-0-0		0-0-0		0-0-0				
RPI	S	Opponent	Score	RPI	S	Opponent	Score	RPI	S	Opponent	Score		
				39	H	Wisconsin	2 3	63	N	Louisiana Tech	0 6		
				39	H	Wisconsin	3 12	67	A	FGCU	1 2		
				39	H	Wisconsin	0 13	71	N	Kent St.	0 11		
				44	H	Ohio St.	1 12	71	N	Kent St.	2 9		
				44	H	Ohio St.	6 4	80	A	Duke	6 0		
				47	A	UCF	2 3	80	A	Duke	1 3		
								82	H	Rutgers	3 5		
								82	H	Rutgers	0 3		
								82	H	Rutgers	1 6		
								87	A	Purdue	7 8		
								87	A	Purdue	7 4		
								87	A	Purdue	1 9		
								94	N	Coastal Caro.	1 3		
								96	N	Syracuse	3 2		
								96	N	Syracuse	1 11		
								99	N	FIU	2 3		
										213	H	Saint Francis (PA)	13 17
										213	H	Saint Francis (PA)	8 7
										223	N	Penn	1 2
										225	N	Detroit Mercy	3 1
										248	H	Robert Morris	1 4
										248	H	Robert Morris	11 0
										277	N	Holy Cross	11 3
				LAST 10 GAMES									
				82	H	Rutgers	0 3	248	H	Robert Morris	11 0		
				82	H	Rutgers	3 5	213	H	Saint Francis (PA)	13 17		
				87	A	Purdue	1 9	44	H	Ohio St.	1 12		
				87	A	Purdue	7 4	82	H	Rutgers	1 6		
				80	A	Duke	6 0	44	H	Ohio St.	6 4		

Non-Div. I Games:

Penn St.

Average RPI Win: 184		WON-LOST	WINNING	LAST 10	STRENGTH OF		OPP. STRENGTH	TEAM	ADJ	CONF.	ADJ CONF.
Average RPI Loss: 89		RECORD	PCT. RANK	GAMES	SCHEDULE		OF SCHEDULE	RPI	RPI	RPI	RPI
DIV. I ONLY		20-24-0	.45455	168	5-5-0		149	105	159	.49217	154
DIV. I NON-CONF.		8-17-0	.32	233	0-1-0		64	56	165	.48603	161
TOTALS		RPI 1-25	RPI 26-50		W-L RECORDS		RPI 51-100		RPI 101-150		RPI 150+
20-24-0	0-2-0	0-5-0		OVERALL		5-11-0		1-2-0		14-4-0	
12-3-0	0-0-0	0-0-0		HOME		0-0-0		1-1-0		11-2-0	
6-11-0	0-1-0	0-3-0		AWAY		5-5-0		0-0-0		1-2-0	
2-10-0	0-1-0	0-2-0		NEUTRAL		0-6-0		0-1-0		2-0-0	
8-17-0	0-2-0	0-5-0		NON-CONFERENCE		2-8-0		1-2-0		5-0-0	
5-1-0	0-0-0	0-0-0		HOME		0-0-0		1-1-0		4-0-0	
2-6-0	0-1-0	0-0-		AWAY		2-2-0		0-0-0		0-0-0	
1-10-0	0-1-0	0-2-0		NEUTRAL		0-6-0		0-1-0		1-0-0	
12-7-0	0-0-0	0-0-0		CONFERENCE		3-3-0		0-0-0		9-4-0	
7-2-0	0-0-0	0-0-0		HOME		0-0-0		0-0-0		7-2-0	
4-5-0	0-0-0	0-0-0		AWAY		3-3-0		0-0-0		1-2-0	
1-0-0	0-0-0	0-0-0		NEUTRAL		0-0-0		0-0-0		1-0-0	
RPI S	Opponent	Score		RPI S	Opponent	Score		RPI S	Opponent	Score	
6 A	LSU	1	4	39 N	Wisconsin	0	8	57 N	Longwood	1	9
18 N	Texas Tech	1	3	39 N	Wisconsin	0	8	57 N	Longwood	3	6
				41 A	Texas A&M	1	9	63 A	Louisiana Tech	0	3
				41 A	Texas A&M	7	10	67 A	FGCU	2	1
				42 A	Houston	0	6	67 A	FGCU	4	1
								70 A	Texas St.	1	4
								76 A	Sam Houston St.	2	3
								76 A	Sam Houston St.	5	3
								76 A	Sam Houston St.	2	5
								95 A	SFA	4	1
								95 A	SFA	2	3
								95 A	SFA	3	2
								97 N	Nebraska	2	14
								97 N	Nebraska	4	6
								99 N	FIU	0	7
								99 N	FIU	5	8
LAST 10 GAMES											
76 A	Sam Houston St.	5	3	57 N	Longwood	3	6	101 H	Austin Peay	3	0
63 A	Louisiana Tech	0	3	229 N	A&M-Corpus Christi	4	1	116 N	Memphis	0	3
57 N	Longwood	1	9	229 H	A&M-Corpus Christi	5	4	136 H	UTSA	0	9
41 A	Texas A&M	7	10	158 A	Southeastern La.	6	5	158 A	Southeastern La.	6	5
41 A	Texas A&M	1	9	235 H	Abilene Christian	3	5	158 A	Southeastern La.	0	1
				235 H	Abilene Christian	2	0	158 A	Southeastern La.	2	10
				235 H	Abilene Christian	5	4	211 H	Central Ark.	1	0
				243 H	Maine	7	2	211 H	Central Ark.	2	1
				243 H	Maine	4	2	211 H	Central Ark.	5	8
				263 N	Omaha	7	5	229 H	A&M-Corpus Christi	5	4

Non-Div. I Games:

Lamar University

Average RPI Win:	210	WON-LOST RECORD	WINNING PCT. RANK	LAST 10 GAMES	STRENGTH OF SCHEDULE	OPP. STRENGTH OF SCHEDULE	TEAM RPI	ADJ RPI	CONF. RPI	ADJ CONF. RPI		
DIV. I ONLY		31-13-0	.70455	37	7-3-0	264	224	148	.49162	155	26	26
DIV. I NON-CONF.		24-8-0	.75	34	2-0-0	288	249	146	.49038	155	26	26
<hr/>												
TOTALS	RPI 1-25	RPI 26-50		W-L RECORDS		RPI 51-100		RPI 101-150		RPI 150+		
31-13-0	0-0-0	1-0-0		OVERALL		3-0-0		4-6-0		23-7-0		
20-6-0	0-0-0	0-0-0		HOME		0-0-0		0-2-0		20-4-0		
5-5-0	0-0-0	1-0-0		AWAY		0-0-0		4-4-0		0-1-0		
6-2-0	0-0-0	0-0-0		NEUTRAL		3-0-0		0-0-0		3-2-0		
24-8-0	0-0-0	1-0-0		NON-CONFERENCE		3-0-0		1-3-0		19-5-0		
16-4-0	0-0-0	0-0-0		HOME		0-0-0		0-2-0		16-2-0		
2-2-0	0-0-0	1-0-		AWAY		0-0-0		1-1-0		0-1-0		
6-2-0	0-0-0	0-0-0		NEUTRAL		3-0-0		0-0-0		3-2-0		
7-5-0	0-0-0	0-0-0		CONFERENCE		0-0-0		3-3-0		4-2-0		
4-2-0	0-0-0	0-0-0		HOME		0-0-0		0-0-0		4-2-0		
3-3-0	0-0-0	0-0-0		AWAY		0-0-0		3-3-0		0-0-0		
0-0-0	0-0-0	0-0-0		NEUTRAL		0-0-0		0-0-0		0-0-0		
RPI	S	Opponent	Score	RPI	S	Opponent	Score	RPI	S	Opponent	Score	
38	A	North Carolina	7 0	74	N	UNC Greensboro	4 3	134	H	Stony Brook	5 6	
				91	N	Maryland	5 2	134	H	Stony Brook	5 6	
				98	N	Fla. Atlantic	6 0	138	A	Massachusetts	1 14	
								138	A	Massachusetts	12 4	
								138	A	Massachusetts	3 4	
								140	A	Towson	10 3	
								140	A	Towson	1 6	
								143	A	Saint Joseph's	5 2	
								143	A	Saint Joseph's	7 5	
								143	A	Saint Joseph's	4 7	
								174	N	Furman	6 4	
								174	N	Furman	9 4	
								176	A	Gardner-Webb	1 10	
								185	H	Fordham	6 3	
								185	H	Fordham	2 4	
								185	H	Fordham	4 9	
								214	H	UMBC	11 3	
								224	H	Georgetown	8 1	
								224	N	Georgetown	2 7	
								224	N	Georgetown	11 2	
								230	H	Saint Louis	12 4	
								230	H	Saint Louis	9 1	
								230	H	Saint Louis	7 0	
								236	N	Fairfield	5 6	
								246	H	Mt. St. Mary's	5 1	
								246	H	Mt. St. Mary's	7 6	
								253	H	Manhattan	10 1	
LAST 10 GAMES												
140	A	Towson	10 3	246	H	Mt. St. Mary's	5 1	230	H	Saint Louis	7 0	
140	A	Towson	1 6	289	H	Howard	9 1	236	N	Fairfield	5 6	
274	H	Lafayette	7 4	138	A	Massachusetts	1 14	246	H	Mt. St. Mary's	5 1	
274	H	Lafayette	2 0	230	H	Saint Louis	9 1	246	H	Mt. St. Mary's	7 6	
246	H	Mt. St. Mary's	7 6	143	A	Saint Joseph's	7 5	253	H	Manhattan	10 1	

Non-Div. I Games:

George Washington

RPI	S	Opponent	Score	
253	H	Manhattan	5	4
257	H	Oakland	2	4
257	H	Oakland	8	7
266	H	Canisius	10	8
266	H	Canisius	13	5
274	H	Lafayette	7	4
274	H	Lafayette	2	0
279	H	Morgan St.	4	5
279	H	Morgan St.	8	1
289	H	Howard	11	9
289	H	Howard	9	1
291	H	Delaware St.	6	2
291	H	Delaware St.	6	5

George Washington

G
e
o
r
g
e
W
a
s
h
i
n
g
t
o
n

G
e
o
r
g
e
W
a
s
h
i
n
g
t
o
n

Average RPI Win: 161		WON-LOST	WINNING	LAST 10	STRENGTH OF		OPP. STRENGTH	TEAM	ADJ	CONF.	ADJ CONF.
Average RPI Loss: 83		RECORD	PCT. RANK	GAMES	SCHEDULE		OF SCHEDULE	RPI	RPI	RPI	RPI
DIV. I ONLY		13-22-0	.37143	218	2-8-0		94	68	156	.49147	156
DIV. I NON-CONF.		9-12-0	.42857	179	0-1-0		194	55	179	.47758	175
TOTALS		RPI 1-25	RPI 26-50		W-L RECORDS		RPI 51-100		RPI 101-150		RPI 150+
13-22-0		0-2-0	1-9-0		OVERALL		1-3-0		3-3-0		8-5-0
3-2-0		0-0-0	1-1-0		HOME		0-0-0		0-0-0		2-1-0
4-12-0		0-0-0	0-7-0		AWAY		0-1-0		2-2-0		2-2-0
6-8-0		0-2-0	0-1-0		NEUTRAL		1-2-0		1-1-0		4-2-0
9-12-0		0-2-0	0-2-0		NON-CONFERENCE		1-3-0		2-1-0		6-4-0
0-0-0		0-0-0	0-0-0		HOME		0-0-0		0-0-0		0-0-0
3-4-0		0-0-0	0-0-		AWAY		0-1-0		1-0-0		2-2-0
6-8-0		0-2-0	0-1-0		NEUTRAL		1-2-0		1-1-0		4-2-0
4-10-0		0-0-0	1-7-0		CONFERENCE		0-0-0		1-2-0		2-1-0
3-2-0		0-0-0	1-1-0		HOME		0-0-0		0-0-0		2-1-0
1-8-0		0-0-0	0-6-0		AWAY		0-0-0		1-2-0		0-0-0
0-0-0		0-0-0	0-0-0		NEUTRAL		0-0-0		0-0-0		0-0-0
RPI S	Opponent	Score	RPI S	Opponent	Score	RPI S	Opponent	Score	RPI S	Opponent	Score
8 N	Florida	1 13	28 A	Boise St.	2 10	51 N	Iowa St.	10 1	123 N	Ball St.	2 5
12 N	Northwestern	0 12	28 A	Boise St.	6 10	51 N	Iowa St.	0 9	127 N	Illinois St.	13 8
			28 A	Boise St.	8 12	61 A	Cal St. Fullerton	2 3	137 A	Weber St.	9 0
			31 A	Colorado St.	10 11	68 N	Loyola Marymount	2 3	139 A	Nevada	2 11
			31 A	Colorado St.	4 8				139 A	Nevada	4 6
			31 A	Colorado St.	3 6				139 A	Nevada	5 4
			32 A	Arizona St.	2 10				167 N	Central Mich.	3 11
			33 N	Louisville	5 7				168 A	Cal Poly	4 0
			37 H	UNLV	4 3				168 A	Cal Poly	6 8
			37 H	UNLV	0 12				171 H	New Mexico	8 0
									171 H	New Mexico	3 6
									171 H	New Mexico	7 6
									191 N	San Diego	12 1
									199 N	Pacific	5 1
									201 N	Montana	11 1
									205 A	Idaho St.	6 9
									239 N	CSU Bakersfield	14 0
									241 N	Northern Colo.	5 9
									261 A	Santa Clara	6 1
LAST 10 GAMES											
			37 H	UNLV	0 12		171 H	New Mexico	8 0		
			37 H	UNLV	4 3		171 H	New Mexico	3 6		
			28 A	Boise St.	8 12		171 H	New Mexico	7 6		
			28 A	Boise St.	2 10		205 A	Idaho St.	6 9		
			28 A	Boise St.	6 10		31 A	Colorado St.	4 8		

Non-Div. I Games:

Utah St.

Average RPI Win: 164		WON-LOST	WINNING	LAST 10	STRENGTH OF		OPP. STRENGTH	TEAM	ADJ	CONF.	ADJ CONF.
Average RPI Loss: 86		RECORD	PCT. RANK	GAMES	SCHEDULE		OF SCHEDULE	RPI	RPI	RPI	RPI
DIV. I ONLY		15-24-0	.38462	210	4-6-0		86	86	154	.49135	157
DIV. I NON-CONF.		12-16-0	.42857	179	2-0-0		95	132	145	.49338	149
TOTALS		RPI 1-25	RPI 26-50		W-L RECORDS		RPI 51-100		RPI 101-150		RPI 150+
15-24-0		0-5-0	0-5-0		OVERALL		4-4-0		1-5-0		10-5-0
4-3-0		0-0-0	0-0-0		HOME		2-1-0		0-0-0		2-2-0
3-11-0		0-5-0	0-3-0		AWAY		2-3-0		0-0-0		1-0-0
8-10-0		0-0-0	0-2-0		NEUTRAL		0-0-0		1-5-0		7-3-0
12-16-0		0-3-0	0-2-0		NON-CONFERENCE		2-3-0		1-5-0		9-3-0
1-0-0		0-0-0	0-0-0		HOME		0-0-0		0-0-0		1-0-0
3-6-0		0-3-0	0-0-		AWAY		2-3-0		0-0-0		1-0-0
8-10-0		0-0-0	0-2-0		NEUTRAL		0-0-0		1-5-0		7-3-0
3-8-0		0-2-0	0-3-0		CONFERENCE		2-1-0		0-0-0		1-2-0
3-3-0		0-0-0	0-0-0		HOME		2-1-0		0-0-0		1-2-0
0-5-0		0-2-0	0-3-0		AWAY		0-0-0		0-0-0		0-0-0
0-0-0		0-0-0	0-0-0		NEUTRAL		0-0-0		0-0-0		0-0-0
RPI S	Opponent	Score	RPI S	Opponent	Score	RPI S	Opponent	Score	RPI S	Opponent	Score
9 A	Minnesota	5 9	28 N	Boise St.	1 9	62 A	Grand Canyon	2 7	101 N	Austin Peay	2 5
9 A	Minnesota	1 7	33 N	Louisville	1 14	79 A	Georgia Tech	2 11	108 N	Southern Miss.	2 5
11 A	Alabama	1 2	40 A	Indiana	3 6	79 A	Georgia Tech	3 10	116 N	Memphis	11 6
16 A	Auburn	0 5	40 A	Indiana	2 15	83 A	Miami (OH)	12 2	116 N	Memphis	9 11
16 A	Auburn	2 3	40 A	Indiana	8 13	91 H	Maryland	11 3	129 N	Boston College	7 9
						91 H	Maryland	9 11	129 N	Boston College	6 7
						91 H	Maryland	8 7	153 H	Penn St.	0 3
						99 A	FIU	5 0	153 H	Penn St.	8 7
									153 H	Penn St.	4 7
									161 N	UConn	2 3
									167 A	Central Mich.	16 4
									175 N	Mercer	6 5
									175 N	Mercer	6 5
									203 N	Dayton	9 1
									203 N	Dayton	4 2
									213 N	Saint Francis (PA)	8 0
									213 N	Saint Francis (PA)	8 2
									228 N	Bryant	3 0
									232 N	North Dakota	5 6
									232 N	North Dakota	5 9
									257 H	Oakland	11 3
LAST 10 GAMES											
175 N	Mercer	6 5	9 A	Minnesota	5 9	167 A	Central Mich.	16 4			
62 A	Grand Canyon	2 7	91 H	Maryland	11 3	91 H	Maryland	8 7			
28 N	Boise St.	1 9	91 H	Maryland	8 7	91 H	Maryland	9 11			
79 A	Georgia Tech	2 11									
9 A	Minnesota	1 7									

Non-Div. I Games:

Michigan St.

Average RPI Win:	206	WON-LOST	WINNING	LAST 10		STRENGTH OF	OPP. STRENGTH	TEAM	ADJ	CONF.	ADJ CONF.			
Average RPI Loss:	112	RECORD	PCT. RANK	GAMES		SCHEDULE	OF SCHEDULE	RPI	RPI	RPI	RPI			
DIV. I ONLY		24-17-0	.58537	95	5-5-0	238	166	163	.49035	158	20	20		
DIV. I NON-CONF.		11-11-0	.5	132	0-2-0	179	162	154	.49321	150	14	14		
<hr/>														
TOTALS	RPI 1-25	RPI 26-50		W-L RECORDS		RPI 51-100		RPI 101-150		RPI 150+				
24-17-0	0-1-0	0-2-0		OVERALL		4-4-0		1-7-0		19-3-0				
14-8-0	0-0-0	0-1-0		HOME		4-2-0		1-3-0		9-2-0				
7-7-0	0-1-0	0-1-0		AWAY		0-1-0		0-3-0		7-1-0				
3-2-0	0-0-0	0-0-0		NEUTRAL		0-1-0		0-1-0		3-0-0				
11-11-0	0-1-0	0-2-0		NON-CONFERENCE		2-3-0		1-4-0		8-1-0				
6-6-0	0-0-0	0-1-0		HOME		2-1-0		1-3-0		3-1-0				
2-3-0	0-1-0	0-0-		AWAY		0-1-0		0-0-0		2-0-0				
3-2-0	0-0-0	0-0-0		NEUTRAL		0-1-0		0-1-0		3-0-0				
13-6-0	0-0-0	0-0-0		CONFERENCE		2-1-0		0-3-0		11-2-0				
8-2-0	0-0-0	0-0-0		HOME		2-1-0		0-0-0		6-1-0				
5-4-0	0-0-0	0-0-0		AWAY		0-0-0		0-3-0		5-1-0				
0-0-0	0-0-0	0-0-0		NEUTRAL		0-0-0		0-0-0		0-0-0				
<hr/>														
RPI	S	Opponent	Score		RPI	S	Opponent	Score		RPI	S	Opponent	Score	
19	A	Louisiana	1	7	30	A	Mississippi St.	3	4	52	H	Southern Ill.	4	3
					50	H	San Jose St.	2	6	54	H	Missouri St.	3	5
										63	A	Louisiana Tech	4	7
										71	H	Kent St.	7	5
										79	N	Georgia Tech	2	4
										95	H	SFA	7	1
										95	H	SFA	6	11
										95	H	SFA	3	1

Non-Div. I Games:

Southeastern La.

RPI	S	Opponent	Score	
273	A	Incarnate Word	21	15
282	H	Mississippi Val.	19	4
282	H	Mississippi Val.	7	3

Southeastern La.

S
o
u
t
h
e
a
s
t
e
r
n
L
a
.

S
o
u
t
h
e
a
s
t
e
r
n
L
a
.

W
i
n
t
h
r
o
p

Winthrop

RPI	S	Opponent	Score	
264	H	Presbyterian	9	5
264	H	Presbyterian	5	0
288	N	Savannah St.	6	1
288	N	Savannah St.	7	1

Winthrop

W
i
n
t
h
r
o
p

W
i
n
t
h
r
o
p

[illegible]

Non-Div. I Games:

Bucknell

RPI	S	Opponent	Score	
289	H	Howard	11	3
291	N	Delaware St.	11	4

Bucknell

B
u
c
k
n
e
l
l

B
u
c
k
n
e
l
l

Average RPI Win: 171		WON-LOST	WINNING	LAST 10	STRENGTH OF		OPP. STRENGTH	TEAM	ADJ	CONF.	ADJ CONF.
Average RPI Loss: 88		RECORD	PCT. RANK	GAMES	SCHEDULE		OF SCHEDULE	RPI	RPI	RPI	RPI
DIV. I ONLY		15-24-0	.38462	210	95		108	158	.48815	161	6
DIV. I NON-CONF.		11-16-0	.40741	191	130		150	173	.47871	172	6
TOTALS		RPI 1-25	RPI 26-50		W-L RECORDS		RPI 51-100		RPI 101-150		RPI 150+
15-24-0	0-1-0	0-6-0		OVERALL		2-9-0		4-7-0		9-1-0	
2-4-0	0-0-0	0-0-0		HOME		0-0-0		2-4-0		0-0-0	
6-13-0	0-0-0	0-6-0		AWAY		2-6-0		0-1-0		4-0-0	
7-7-0	0-1-0	0-0-0		NEUTRAL		0-3-0		2-2-0		5-1-0	
11-16-0	0-1-0	0-0-0		NON-CONFERENCE		0-8-0		2-6-0		9-1-0	
0-3-0	0-0-0	0-0-0		HOME		0-0-0		0-3-0		0-0-0	
4-6-0	0-0-0	0-0-		AWAY		0-5-0		0-1-0		4-0-0	
7-7-0	0-1-0	0-0-0		NEUTRAL		0-3-0		2-2-0		5-1-0	
4-8-0	0-0-0	0-6-0		CONFERENCE		2-1-0		2-1-0		0-0-0	
2-1-0	0-0-0	0-0-0		HOME		0-0-0		2-1-0		0-0-0	
2-7-0	0-0-0	0-6-0		AWAY		2-1-0		0-0-0		0-0-0	
0-0-0	0-0-0	0-0-0		NEUTRAL		0-0-0		0-0-0		0-0-0	
RPI S	Opponent	Score		RPI S	Opponent	Score		RPI S	Opponent	Score	
3 N	UCLA	0 4		42 A	Houston	1 3		61 A	Cal St. Fullerton	3 11	
				42 A	Houston	0 9		64 A	USC Upstate	2 3	
				42 A	Houston	1 2		64 A	USC Upstate	2 4	
				47 A	UCF	1 2		67 N	FGCU	0 7	
				47 A	UCF	0 2		67 N	FGCU	0 1	
				47 A	UCF	1 2		78 A	Wichita St.	4 2	
								78 A	Wichita St.	4 0	
								78 A	Wichita St.	6 8	
								98 A	Fla. Atlantic	2 3	
								98 A	Fla. Atlantic	2 3	
								99 N	FIU	0 7	

Average RPI Win:		201	WON-LOST		WINNING		LAST 10		STRENGTH OF		OPP. STRENGTH		TEAM		ADJ		CONF.		ADJ CONF.				
Average RPI Loss:		126	RECORD		PCT. RANK		GAMES		SCHEDULE		OF SCHEDULE		RPI		RPI		RPI		RPI				
DIV. I ONLY			20-19-0		.51282 135		5-5-0		178		199		160		.48667 162		17		17				
DIV. I NON-CONF.			16-14-0		.53333 125		2-1-0		190		203		151		.49037 156		19		19				
TOTALS		RPI 1-25		RPI 26-50		W-L RECORDS		RPI 51-100		RPI 101-150		RPI 150+											
20-19-0		0-2-0		0-3-0		OVERALL		1-3-0		5-2-0		14-9-0											
4-4-0		0-0-0		0-0-0		HOME		0-0-0		2-1-0		2-3-0											
4-5-0		0-2-0		0-0-0		AWAY		0-1-0		1-0-0		3-2-0											
12-10-0		0-0-0		0-3-0		NEUTRAL		1-2-0		2-1-0		9-4-0											
16-14-0		0-2-0		0-3-0		NON-CONFERENCE		1-3-0		3-1-0		12-5-0											
1-1-0		0-0-0		0-0-0		HOME		0-0-0		0-0-0		1-1-0											
3-3-0		0-2-0		0-0-		AWAY		0-1-0		1-0-0		2-0-0											
12-10-0		0-0-0		0-3-0		NEUTRAL		1-2-0		2-1-0		9-4-0											
4-5-0		0-0-0		0-0-0		CONFERENCE		0-0-0		2-1-0		2-4-0											
3-3-0		0-0-0		0-0-0		HOME		0-0-0		2-1-0		1-2-0											
1-2-0		0-0-0		0-0-0		AWAY		0-0-0		0-0-0		1-2-0											
0-0-0		0-0-0		0-0-0		NEUTRAL		0-0-0		0-0-0		0-0-0											
RPI	S	Opponent		Score		RPI	S	Opponent		Score		RPI	S	Opponent		Score		RPI	S	Opponent		Score	
16	A	Auburn		1	11	36	N	Missouri		0	7	55	N	Troy		1	6	110	N	Chattanooga		1	2
16	A	Auburn		0	8	39	N	Wisconsin		1	13	90	N	Iowa		4	2	114	N	LIU Brooklyn		9	3
						45	N	North Dakota St.		1	6	91	A	Maryland		5	6	126	H	Providence		6	0
												99	N	FIU		0	4	126	H	Providence		1	2
																		126	H	Providence		4	0
																		138	N	Massachusetts		4	1
																		143	A	Saint Joseph's		3	2
																		153	N	Penn St.		1	2
																		170	N	Florida A&M		4	1
																		184	A	Seton Hall		16	0
																		184	A	Seton Hall		6	7
																		184	A	Seton Hall		9	11
																		186	H	Creighton		0	8
																		186	H	Creighton		2	8
																		186	H	Creighton		6	0
																		189	N	Stetson		3	8
																		213	N	Saint Francis (PA)		7	0
																		214	N	UMBC		0	3
																		222	N	Eastern Ill.		13	4
																		222	N	Eastern Ill.		5	2
																		223	H	Penn		4	11
																		225	N	Detroit Mercy		5	3
																		231	N	Bethune-Cookman		8	1
																		233	N	Rhode Island		3	5
																		236	H	Fairfield		9	5
																		264	N	Presbyterian		8	0
																		274	A	Lafayette		3	0
LAST 10 GAMES																							
274 A Lafayette						3	0	184 A Seton Hall						9	11	231 N Bethune-Cookman						8	1
285 A La Salle						8	7	186 H Creighton						2	8	233 N Rhode Island						3	5
184 A Seton Hall						16	0	186 H Creighton						6	0	236 H Fairfield						9	5
186 H Creighton						0	8	126 H Providence						6	0	264 N Presbyterian						8	0
126 H Providence						1	2	126 H Providence						4	0	274 A Lafayette						3	0

Non-Div. I Games:

Villanova

RPI	S	Opponent	Score	
277	N	Holy Cross	10	7
285	A	La Salle	8	7
294	N	Saint Peter's	12	1

Villanova

V
i
l
l
a
n
o
v
a

V
i
l
l
a
n
o
v
a

Average RPI Win: 164		WON-LOST	WINNING	LAST 10	STRENGTH OF		OPP. STRENGTH	TEAM	ADJ	CONF.	ADJ CONF.
Average RPI Loss: 124		RECORD	PCT. RANK	GAMES	SCHEDULE		OF SCHEDULE	RPI	RPI	RPI	RPI
DIV. I ONLY		11-19-0	.36667	222	5-5-0		60	214	161	.48552	163
DIV. I NON-CONF.		8-13-0	.38095	210	2-1-0		133	222	195	.4651	196
TOTALS		RPI 1-25	RPI 26-50		W-L RECORDS		RPI 51-100		RPI 101-150		RPI 150+
11-19-0	0-0-0	0-5-0		OVERALL		2-3-0		4-5-0		5-6-0	
1-6-0	0-0-0	0-3-0		HOME		0-0-0		1-2-0		0-1-0	
4-8-0	0-0-0	0-2-0		AWAY		2-2-0		2-2-0		0-2-0	
6-5-0	0-0-0	0-0-0		NEUTRAL		0-1-0		1-1-0		5-3-0	
8-13-0	0-0-0	0-2-0		NON-CONFERENCE		2-3-0		1-2-0		5-6-0	
0-1-0	0-0-0	0-0-0		HOME		0-0-0		0-0-0		0-1-0	
3-7-0	0-0-0	0-0-		AWAY		2-2-0		1-1-0		0-2-0	
5-5-0	0-0-0	0-0-0		NEUTRAL		0-1-0		0-1-0		5-3-0	
3-6-0	0-0-0	0-3-0		CONFERENCE		0-0-0		3-3-0		0-0-0	
1-5-0	0-0-0	0-3-0		HOME		0-0-0		1-2-0		0-0-0	
1-1-0	0-0-0	0-0-0		AWAY		0-0-0		1-1-0		0-0-0	
1-0-0	0-0-0	0-0-0		NEUTRAL		0-0-0		1-0-0		0-0-0	
RPI S	Opponent	Score		RPI S	Opponent	Score		RPI S	Opponent	Score	
35 A	Georgia	0	9	59 A	Western Ky.	3	5	104 N	Eastern Ky.	3	4
35 A	Georgia	0	6	59 A	Western Ky.	3	1	111 A	South Dakota St.	2	7
45 H	North Dakota St.	4	5	59 A	Western Ky.	6	7	111 A	South Dakota St.	5	3
45 H	North Dakota St.	7	10	84 N	Elon	3	6	111 N	South Dakota St.	7	2
45 H	North Dakota St.	0	12	90 A	Iowa	10	1	146 A	UIC	3	6
								146 A	UIC	9	4
								150 H	South Dakota	2	3
								150 H	South Dakota	3	4
								150 H	South Dakota	6	3
								182 H	Tennessee Tech	0	7
								182 N	Tennessee Tech	0	2
								202 N	UMKC	1	9
								212 N	Bowling Green	8	0
								212 N	Bowling Green	4	3
								221 N	Butler	7	1
								231 A	Bethune-Cookman	0	2
								231 A	Bethune-Cookman	1	2
								245 N	IUPUI	8	4
								245 N	IUPUI	4	2
								268 N	Green Bay	3	4
LAST 10 GAMES											
111 N	South Dakota St.	7	2	45 H	North Dakota St.	4	5				
45 H	North Dakota St.	0	12	150 H	South Dakota	2	3				
212 N	Bowling Green	8	0	146 A	UIC	3	6				
104 N	Eastern Ky.	3	4	111 A	South Dakota St.	5	3				
182 H	Tennessee Tech	0	7	231 A	Bethune-Cookman	1	2				

Non-Div. I Games:

Western Ill.

Monmouth

Monmouth

RPI	S	Opponent	Score	
294	A	Saint Peter's	8	0
294	A	Saint Peter's	8	0

Monmouth

M
o
n
m
o
u
t
h

M
o
n
m
o
u
t
h

Average RPI Win: 206		WON-LOST	WINNING	LAST 10	STRENGTH OF		OPP. STRENGTH	TEAM	ADJ		CONF.	ADJ CONF.	
Average RPI Loss: 149		RECORD	PCT. RANK	GAMES	SCHEDULE		OF SCHEDULE	RPI	RPI		RPI	RPI	
DIV. I ONLY		16-14-0	.53333	128	8-2-0		197	229	168	.48406	165	28	28
DIV. I NON-CONF.		7-11-0	.38889	204	1-1-0		166	149	196	.46601	194	28	28
TOTALS		RPI 1-25	RPI 26-50		W-L RECORDS		RPI 51-100		RPI 101-150		RPI 150+		
16-14-0	0-0-0	0-1-0		OVERALL		1-4-0		2-1-0		13-8-0			
7-1-0	0-0-0	0-0-0		HOME		0-0-0		1-0-0		6-1-0			
6-6-0	0-0-0	0-0-0		AWAY		1-1-0		0-0-0		5-5-0			
3-7-0	0-0-0	0-1-0		NEUTRAL		0-3-0		1-1-0		2-2-0			
7-11-0	0-0-0	0-1-0		NON-CONFERENCE		1-4-0		2-1-0		4-5-0			
2-0-0	0-0-0	0-0-0		HOME		0-0-0		1-0-0		1-0-0			
2-4-0	0-0-0	0-0-		AWAY		1-1-0		0-0-0		1-3-0			
3-7-0	0-0-0	0-1-0		NEUTRAL		0-3-0		1-1-0		2-2-0			
9-3-0	0-0-0	0-0-0		CONFERENCE		0-0-0		0-0-0		9-3-0			
5-1-0	0-0-0	0-0-0		HOME		0-0-0		0-0-0		5-1-0			
4-2-0	0-0-0	0-0-0		AWAY		0-0-0		0-0-0		4-2-0			
0-0-0	0-0-0	0-0-0		NEUTRAL		0-0-0		0-0-0		0-0-0			
RPI S	Opponent	Score	RPI S	Opponent	Score	RPI S	Opponent	Score	RPI S	Opponent	Score		
			28 N	Boise St.	0 6	51 N	Iowa St.	5 7	114 N	LIU Brooklyn	0 2		
						61 A	Cal St. Fullerton	4 3	132 H	Boston U.	4 2		
						68 A	Loyola Marymount	2 3	143 N	Saint Joseph's	6 5		
						69 N	Long Beach St.	0 8	160 H	Bucknell	9 8		
						77 N	DePaul	0 5	169 N	Col. of Charleston	8 9		
									177 N	Delaware	1 6		
									177 N	Delaware	3 2		
									188 H	Columbia	9 10		
									188 H	Columbia	9 1		
									188 H	Columbia	14 1		
									192 A	Jacksonville	0 8		
									192 A	Jacksonville	3 2		
									223 A	Penn	2 3		
									223 A	Penn	8 7		
									223 A	Penn	2 12		
									224 A	Georgetown	0 3		
									238 A	Dartmouth	4 3		
									238 A	Dartmouth	2 1		
									238 A	Dartmouth	9 7		
									275 H	Brown	6 2		
									275 H	Brown	7 5		
									275 H	Brown	2 0		
									277 A	Holy Cross	4 6		
									289 N	Howard	10 2		
LAST 10 GAMES			LAST 10 GAMES			LAST 10 GAMES			LAST 10 GAMES				
			275 H	Brown	7 5	275 H	Brown	6 2	277 A	Holy Cross	4 6		
			223 A	Penn	8 7	223 A	Penn	2 3	289 N	Howard	10 2		
			289 N	Howard	10 2	238 A	Dartmouth	9 7					
			177 N	Delaware	3 2	238 A	Dartmouth	4 3					
			188 H	Columbia	9 10	238 A	Dartmouth	2 1					

Non-Div. I Games:

Harvard

Non-Div. I Games:

Radford

RPI	S	Opponent	Score	
289	N	Howard	15	4
289	N	Howard	16	3

Radford

R
a
d
f
o
r
d

R
a
d
f
o
r
d

Average RPI Win: 173		WON-LOST	WINNING	LAST 10	STRENGTH OF		OPP. STRENGTH	TEAM	ADJ	CONF.	ADJ CONF.
Average RPI Loss: 116		RECORD	PCT. RANK	GAMES	SCHEDULE		OF SCHEDULE	RPI	RPI	RPI	RPI
DIV. I ONLY		17-21-1	.44872	174	5-4-1		144	156	166	.48357	167
DIV. I NON-CONF.		10-17-0	.37037	216	1-2-0		137	136	190	.46878	192
TOTALS		RPI 1-25	RPI 26-50		W-L RECORDS		RPI 51-100		RPI 101-150		RPI 150+
17-21-1	0-3-0	0-3-0		OVERALL		2-3-0		5-3-0		10-9-1	
5-4-0	0-1-0	0-0-0		HOME		0-0-0		3-0-0		2-3-0	
3-6-1	0-1-0	0-1-0		AWAY		2-1-0		0-0-0		1-3-1	
9-11-0	0-1-0	0-2-0		NEUTRAL		0-2-0		2-3-0		7-3-0	
10-17-0	0-3-0	0-3-0		NON-CONFERENCE		0-2-0		2-3-0		8-6-0	
1-3-0	0-1-0	0-0-0		HOME		0-0-0		0-0-0		1-2-0	
0-3-0	0-1-0	0-0-0		AWAY		0-0-0		0-0-0		0-1-0	
9-11-0	0-1-0	0-2-0		NEUTRAL		0-2-0		2-3-0		7-3-0	
7-4-1	0-0-0	0-0-0		CONFERENCE		2-1-0		3-0-0		2-3-1	
4-1-0	0-0-0	0-0-0		HOME		0-0-0		3-0-0		1-1-0	
3-3-1	0-0-0	0-0-0		AWAY		2-1-0		0-0-0		1-2-1	
0-0-0	0-0-0	0-0-0		NEUTRAL		0-0-0		0-0-0		0-0-0	
RPI S	Opponent	Score		RPI S	Opponent	Score		RPI S	Opponent	Score	
8 N	Florida	0	8	27 N	Virginia Tech	0	6	78 N	Wichita St.	2	6
15 H	Michigan	0	8	32 A	Arizona St.	2	8	83 A	Miami (OH)	4	1
24 A	South Fla.	0	5	39 N	Wisconsin	0	2	83 A	Miami (OH)	3	7
								83 A	Miami (OH)	4	3
								87 N	Purdue	3	11
								111 N	South Dakota St.	1	6
								126 N	Providence	0	5
								127 N	Illinois St.	4	3
								129 N	Boston College	4	8
								153 N	Penn St.	1	3
								153 N	Penn St.	2	7
								156 N	Utah St.	11	3
								157 H	Michigan St.	4	16
								169 A	Col. of Charleston	1	3
								172 A	Western Mich.	0	4
								172 H	Western Mich.	5	12
								172 H	Western Mich.	11	3
								191 N	San Diego	10	8
								194 N	Pittsburgh	11	6
								223 N	Penn	0	1
								225 H	Detroit Mercy	4	3
								225 H	Detroit Mercy	1	3
								234 N	Army West Point	2	1
								247 N	Siena	9	1
								254 A	Buffalo	3	2
								254 A	Buffalo	5	6
								254 A	Buffalo	3	3
								264 N	Presbyterian	3	2
LAST 10 GAMES				LAST 10 GAMES				LAST 10 GAMES			
172 A	Western Mich.	0	4	172 H	Western Mich.	11	3	247 N	Siena	9	1
87 N	Purdue	3	11	107 H	Ohio	7	4	254 A	Buffalo	3	2
254 A	Buffalo	3	2	225 H	Detroit Mercy	4	3	254 A	Buffalo	5	6
83 A	Miami (OH)	3	7	157 H	Michigan St.	4	16	254 A	Buffalo	3	3
225 H	Detroit Mercy	1	3	107 H	Ohio	6	3	264 N	Presbyterian	3	2

Non-Div. I Games:

Central Mich.

RPI	S	Opponent	Score	
277	N	Holy Cross	5	0

Central Mich.

C
e
n
t
r
a
l
M
i
c
h
.

C
e
n
t
r
a
l
M
i
c
h
.

Average RPI Win: 156		WON-LOST	WINNING	LAST 10	STRENGTH OF		OPP. STRENGTH	TEAM	ADJ	CONF.	ADJ CONF.
Average RPI Loss: 75		RECORD	PCT. RANK	GAMES	SCHEDULE		OF SCHEDULE	RPI	RPI	RPI	RPI
DIV. I ONLY		8-31-0	.20513	276	2-8-0		16	106	170	.48343	168
DIV. I NON-CONF.		6-24-0	.2	262	0-1-0		33	34	187	.4755	181
TOTALS		RPI 1-25	RPI 26-50		W-L RECORDS		RPI 51-100		RPI 101-150		RPI 150+
8-31-0		0-4-0	1-7-0		OVERALL		1-12-0		1-5-0		5-3-0
1-7-0		0-0-0	0-0-0		HOME		0-3-0		0-3-0		1-1-0
3-9-0		0-1-0	0-1-0		AWAY		1-5-0		1-2-0		1-0-0
4-15-0		0-3-0	1-6-0		NEUTRAL		0-4-0		0-0-0		3-2-0
6-24-0		0-4-0	1-7-0		NON-CONFERENCE		0-10-0		0-0-0		5-3-0
1-4-0		0-0-0	0-0-0		HOME		0-3-0		0-0-0		1-1-0
1-5-0		0-1-0	0-0-		AWAY		0-3-0		0-0-0		1-0-0
4-15-0		0-3-0	1-6-0		NEUTRAL		0-4-0		0-0-0		3-2-0
2-7-0		0-0-0	0-0-0		CONFERENCE		1-2-0		1-5-0		0-0-0
0-3-0		0-0-0	0-0-0		HOME		0-0-0		0-3-0		0-0-0
2-4-0		0-0-0	0-0-0		AWAY		1-2-0		1-2-0		0-0-0
0-0-0		0-0-0	0-0-0		NEUTRAL		0-0-0		0-0-0		0-0-0
RPI S	Opponent	Score	RPI S	Opponent	Score	RPI S	Opponent	Score	RPI S	Opponent	Score
2 A	Washington	1 7	26 A	Stanford	5 13	51 H	Iowa St.	2 8	118 H	Hawaii	0 12
2 N	Washington	2 4	31 N	Colorado St.	2 1	51 H	Iowa St.	3 6	118 H	Hawaii	1 6
12 N	Northwestern	2 6	32 N	Arizona St.	1 11	51 H	Iowa St.	2 4	118 H	Hawaii	0 4
14 N	Ole Miss	2 5	41 N	Texas A&M	2 4	56 N	Fresno St.	0 8	135 A	UC Riverside	1 3
			43 N	Illinois	1 4	66 A	Seattle U	0 8	135 A	UC Riverside	2 3
			43 N	Illinois	1 9	66 A	Seattle U	0 15	135 A	UC Riverside	4 1
			45 N	North Dakota St.	0 8	68 A	Loyola Marymount	4 9	156 H	Utah St.	0 4
			46 N	Oregon St.	0 3	68 N	Loyola Marymount	6 7	156 H	Utah St.	8 6
						81 N	Marshall	5 6	191 A	San Diego	7 3
						86 A	UC Davis	0 7	196 N	California Baptist	3 1
						86 A	UC Davis	1 0	201 N	Montana	2 4
						86 A	UC Davis	0 5	215 N	Portland St.	7 3
						100 N	San Diego St.	2 8	215 N	Portland St.	4 6
									238 N	Dartmouth	5 4
LAST 10 GAMES											
	66 A	Seattle U	0	8		86 A	UC Davis	1	0		
	135 A	UC Riverside	2	3		118 H	Hawaii	0	4		
	118 H	Hawaii	0	12		118 H	Hawaii	1	6		
	86 A	UC Davis	0	7		135 A	UC Riverside	1	3		
	86 A	UC Davis	0	5		135 A	UC Riverside	4	1		

Non-Div. I Games:

Cal Poly

Average RPI Win:	162	WON-LOST RECORD		WINNING PCT. RANK		LAST 10 GAMES		STRENGTH OF SCHEDULE		OPP. STRENGTH OF SCHEDULE		TEAM RPI		ADJ RPI		CONF. RPI		ADJ CONF. RPI
DIV. I ONLY		20-22-0		.47619	151	4-6-0		171		158		167		.48327	169	12		13
DIV. I NON-CONF.		15-15-0		.5	132	0-1-0		210		164		167		.47984	169	13		13
<hr/>																		
TOTALS		RPI 1-25		RPI 26-50		W-L RECORDS		RPI 51-100		RPI 101-150		RPI 150+						
20-22-0		0-0-0		0-1-0		OVERALL		4-7-0		6-6-0		10-8-0						
10-9-0		0-0-0		0-1-0		HOME		3-4-0		2-2-0		5-2-0						
5-9-0		0-0-0		0-0-0		AWAY		0-2-0		2-2-0		3-5-0						
5-4-0		0-0-0		0-0-0		NEUTRAL		1-1-0		2-2-0		2-1-0						
15-15-0		0-0-0		0-1-0		NON-CONFERENCE		3-5-0		3-3-0		9-6-0						
8-5-0		0-0-0		0-1-0		HOME		2-2-0		1-0-0		5-2-0						
2-6-0		0-0-0		0-0-		AWAY		0-2-0		0-1-0		2-3-0						
5-4-0		0-0-0		0-0-0		NEUTRAL		1-1-0		2-2-0		2-1-0						
5-7-0		0-0-0		0-0-0		CONFERENCE		1-2-0		3-3-0		1-2-0						
2-4-0		0-0-0		0-0-0		HOME		1-2-0		1-2-0		0-0-0						
3-3-0		0-0-0		0-0-0		AWAY		0-0-0		2-1-0		1-2-0						
0-0-0		0-0-0		0-0-0		NEUTRAL		0-0-0		0-0-0		0-0-0						
RPI	S	Opponent	Score	RPI	S	Opponent	Score	RPI	S	Opponent	Score	RPI	S	Opponent	Score			
				27	H	Virginia Tech	0 13	51	N	Iowa St.	4 3	109	N	UNI	4 0			
								61	A	Cal St. Fullerton	1 7	109	N	UNI	5 6			
								69	N	Long Beach St.	1 11	111	N	South Dakota St.	4 9			
								72	H	NC State	0 2	112	H	UMass Lowell	5 1			
								78	H	Wichita St.	4 1	122	H	Hofstra	0 3			
								84	H	Elon	3 6	122	H	Hofstra	4 3			
								84	H	Elon	2 3	122	H	Hofstra	1 5			
								84	H	Elon	12 5	132	N	Boston U.	1 0			
								87	H	Purdue	8 4	140	A	Towson	5 1			
								92	H	Appalachian St.	1 4	140	A	Towson	7 4			
								93	A	North Florida	1 5	140	A	Towson	3 4			
												149	A	Ga. Southern	1 2			
												165	N	Harvard	9 8			
												166	H	Radford	1 5			
												167	H	Central Mich.	3 1			
												173	N	Valparaiso	2 5			
												187	A	Charlotte	9 15			
												192	A	Jacksonville	4 5			
												194	H	Pittsburgh	10 4			
												195	A	Charleston So.	8 0			
												208	H	Marist	8 0			
												220	A	Drexel	3 5			
												220	A	Drexel	5 8			
												220	A	Drexel	11 2			
												228	H	Bryant	3 7			
												233	H	Rhode Island	4 0			
												238	H	Dartmouth	7 6			

Non-Div. I Games:

Col. of Charleston

RPI	S	Opponent	Score	
267	N	Wagner	6	3
288	A	Savannah St.	5	2
288	A	Savannah St.	3	6

Col. of Charleston

C
o
l
.
o
f
C
h
a
r
l
e
s
t
o
n

C
o
l
.
o
f
C
h
a
r
l
e
s
t
o
n

[illegible]

Non-Div. I Games:

Florida A&M

Non-Div. I Games:

New Mexico

Average RPI Win: 211		WON-LOST	WINNING	LAST 10	STRENGTH OF		OPP. STRENGTH	TEAM	ADJ	CONF.	ADJ CONF.
Average RPI Loss: 77		RECORD	PCT. RANK	GAMES	SCHEDULE		OF SCHEDULE	RPI	RPI	RPI	RPI
DIV. I ONLY		12-19-0	.3871	209	4-6-0		133	100	173	.47928	172
DIV. I NON-CONF.		7-13-0	.35	223	0		91	85	170	.48168	167
TOTALS		RPI 1-25	RPI 26-50		W-L RECORDS		RPI 51-100		RPI 101-150		RPI 150+
12-19-0		0-3-0	0-4-0		OVERALL		0-4-0		2-7-0		10-1-0
2-5-0		0-0-0	0-0-0		HOME		0-3-0		1-2-0		1-0-0
3-5-0		0-2-0	0-2-0		AWAY		0-0-0		0-0-0		3-1-0
7-9-0		0-1-0	0-2-0		NEUTRAL		0-1-0		1-5-0		6-0-0
7-13-0		0-3-0	0-4-0		NON-CONFERENCE		0-1-0		1-5-0		6-0-0
0-0-0		0-0-0	0-0-0		HOME		0-0-0		0-0-0		0-0-0
0-4-0		0-2-0	0-0-		AWAY		0-0-0		0-0-0		0-0-0
7-9-0		0-1-0	0-2-0		NEUTRAL		0-1-0		1-5-0		6-0-0
5-6-0		0-0-0	0-0-0		CONFERENCE		0-3-0		1-2-0		4-1-0
2-5-0		0-0-0	0-0-0		HOME		0-3-0		1-2-0		1-0-0
3-1-0		0-0-0	0-0-0		AWAY		0-0-0		0-0-0		3-1-0
0-0-0		0-0-0	0-0-0		NEUTRAL		0-0-0		0-0-0		0-0-0
RPI S	Opponent	Score	RPI S	Opponent	Score	RPI S	Opponent	Score	RPI S	Opponent	Score
15 A	Michigan	0 3	26 N	Stanford	1 5	71 H	Kent St.	2 5	105 N	St. John's (NY)	4 5
21 N	South Carolina	2 7	29 A	Notre Dame	4 11	71 H	Kent St.	1 4	106 N	Utah	2 8
24 A	South Fla.	3 5	32 A	Arizona St.	4 8	71 H	Kent St.	3 6	110 N	Chattanooga	1 2
			46 N	Oregon St.	3 8	90 N	Iowa	1 6	111 N	South Dakota St.	0 1
									123 H	Ball St.	3 5
									123 H	Ball St.	10 9
									123 H	Ball St.	5 7
									124 N	CSUN	2 9
									138 N	Massachusetts	6 5
									167 A	Central Mich.	12 5
									167 A	Central Mich.	3 11
									167 H	Central Mich.	4 0
									190 N	Binghamton	8 5
									213 N	Saint Francis (PA)	10 8
									223 N	Penn	8 1
									225 N	Detroit Mercy	5 0
									269 A	Akron	4 3
									269 A	Akron	18 10
									273 N	Incarnate Word	2 0
									277 N	Holy Cross	4 2
			LAST 10 GAMES								
			167 H	Central Mich.	4 0	167 A	Central Mich.	3 11			
			269 A	Akron	18 10	123 H	Ball St.	10 9			
			269 A	Akron	4 3	123 H	Ball St.	5 7			
			123 H	Ball St.	3 5	71 H	Kent St.	3 6			
			71 H	Kent St.	1 4	71 H	Kent St.	2 5			

Non-Div. I Games:

Western Mich.

Average RPI Win:	167	WON-LOST RECORD	WINNING PCT. RANK	LAST 10 GAMES	STRENGTH OF SCHEDULE	OPP. STRENGTH OF SCHEDULE	TEAM RPI	ADJ RPI	CONF. RPI	ADJ CONF. RPI		
DIV. I ONLY		12-22-0	.35294	227	2-8-0	98	134	172	.47916	173	11	11
DIV. I NON-CONF.		10-8-0	.55556	116	1-0-0	220	207	157	.48912	157	9	9
<hr/>												
TOTALS	RPI 1-25	RPI 26-50		W-L RECORDS		RPI 51-100		RPI 101-150		RPI 150+		
12-22-0	0-3-0	1-2-0		OVERALL		3-7-0		1-7-0		7-3-0		
2-4-0	0-3-0	0-0-0		HOME		1-1-0		0-0-0		1-0-0		
5-12-0	0-0-0	1-2-0		AWAY		2-5-0		1-5-0		1-0-0		
5-6-0	0-0-0	0-0-0		NEUTRAL		0-1-0		0-2-0		5-3-0		
<hr/>												
10-8-0	0-0-0	1-2-0		NON-CONFERENCE		1-1-0		1-2-0		7-3-0		
1-0-0	0-0-0	0-0-0		HOME		0-0-0		0-0-0		1-0-0		
4-2-0	0-0-0	1-0-		AWAY		1-0-0		1-0-0		1-0-0		
5-6-0	0-0-0	0-0-0		NEUTRAL		0-1-0		0-2-0		5-3-0		
<hr/>												
2-14-0	0-3-0	0-0-0		CONFERENCE		2-6-0		0-5-0		0-0-0		
1-4-0	0-3-0	0-0-0		HOME		1-1-0		0-0-0		0-0-0		
1-10-0	0-0-0	0-0-0		AWAY		1-5-0		0-5-0		0-0-0		
0-0-0	0-0-0	0-0-0		NEUTRAL		0-0-0		0-0-0		0-0-0		
<hr/>												
RPI	S	Opponent	Score	RPI	S	Opponent	Score	RPI	S	Opponent	Score	
22	H	Drake	0 10	30	A	Mississippi St.	3 8	52	A	Southern Ill.	3 5	
22	H	Drake	3 14	30	A	Mississippi St.	0 10	52	A	Southern Ill.	4 5	
22	H	Drake	0 1	49	A	Lipscomb	2 1	52	A	Southern Ill.	1 20	
								54	H	Missouri St.	0 6	
								54	H	Missouri St.	5 2	
								72	A	NC State	4 0	
								73	A	Bradley	3 8	
								73	A	Bradley	1 9	
								73	A	Bradley	5 3	
								95	N	SFA	2 6	
								109	A	UNI	1 17	
								109	A	UNI	3 11	
								109	A	UNI	0 8	
								113	N	Middle Tenn.	1 4	
								113	N	Middle Tenn.	2 4	
								144	A	Loyola Chicago	1 9	
								144	A	Loyola Chicago	2 4	
								146	A	UIC	9 6	
								160	N	Bucknell	1 7	
								169	N	Col. of Charleston	5 2	
								187	A	Charlotte	8 0	
								197	N	Princeton	7 0	
								245	H	IUPUI	4 1	
								254	N	Buffalo	2 0	
								255	N	Wright St.	5 11	
								267	N	Wagner	6 7	
								267	N	Wagner	13 0	
								291	N	Delaware St.	12 1	
<hr/>												
LAST 10 GAMES												
				197	N	Princeton	7 0	73	A	Bradley	3 8	
				255	N	Wright St.	5 11	109	A	UNI	0 8	
				113	N	Middle Tenn.	2 4	22	H	Drake	0 1	
				30	A	Mississippi St.	0 10	54	H	Missouri St.	5 2	
				30	A	Mississippi St.	3 8	52	A	Southern Ill.	4 5	

Non-Div. I Games:

Valparaiso

Average RPI Win: 153		WON-LOST	WINNING	LAST 10	STRENGTH OF		OPP. STRENGTH	TEAM	ADJ	CONF.	ADJ CONF.
Average RPI Loss: 97		RECORD	PCT. RANK	GAMES	SCHEDULE		OF SCHEDULE	RPI	RPI	RPI	RPI
DIV. I ONLY		10-29-0	.25641	264	1-9-0		44	116	177	.47913	174
DIV. I NON-CONF.		8-22-0	.26667	247	0-4-0		36	113	172	.48303	166
TOTALS		RPI 1-25	RPI 26-50		W-L RECORDS		RPI 51-100		RPI 101-150		RPI 150+
10-29-0		0-8-0	2-1-0		OVERALL		0-5-0		3-10-0		5-5-0
2-8-0		0-0-0	0-0-0		HOME		0-4-0		1-3-0		1-1-0
3-11-0		0-6-0	0-0-0		AWAY		0-0-0		1-4-0		2-1-0
5-10-0		0-2-0	2-1-0		NEUTRAL		0-1-0		1-3-0		2-3-0
8-22-0		0-8-0	2-1-0		NON-CONFERENCE		0-2-0		1-6-0		5-5-0
1-3-0		0-0-0	0-0-0		HOME		0-1-0		0-1-0		1-1-0
2-9-0		0-6-0	0-0-0		AWAY		0-0-0		0-2-0		2-1-0
5-10-0		0-2-0	2-1-0		NEUTRAL		0-1-0		1-3-0		2-3-0
2-7-0		0-0-0	0-0-0		CONFERENCE		0-3-0		2-4-0		0-0-0
1-5-0		0-0-0	0-0-0		HOME		0-3-0		1-2-0		0-0-0
1-2-0		0-0-0	0-0-0		AWAY		0-0-0		1-2-0		0-0-0
0-0-0		0-0-0	0-0-0		NEUTRAL		0-0-0		0-0-0		0-0-0
RPI S	Opponent	Score		RPI S	Opponent	Score		RPI S	Opponent	Score	
16 A	Auburn	1	15	39 N	Wisconsin	1	4	55 N	Troy	0	9
18 N	Texas Tech	0	5	40 N	Indiana	5	1	74 H	UNC Greensboro	0	9
21 A	South Carolina	7	9	47 N	UCF	3	2	74 H	UNC Greensboro	0	10
22 N	Drake	3	11					74 H	UNC Greensboro	1	4
24 A	South Fla.	1	7					79 H	Georgia Tech	2	14
25 A	Arkansas	5	6								
25 A	Arkansas	0	11								
25 A	Arkansas	1	9								
				LAST 10 GAMES							
25 A	Arkansas	5	6	131 A	Samford	4	9	273 N	Incarnate Word	7	4
149 A	Ga. Southern	4	6	110 H	Chattanooga	0	9				
149 A	Ga. Southern	4	8	190 H	Binghamton	11	2				
74 H	UNC Greensboro	1	4	25 A	Arkansas	0	11				
25 A	Arkansas	1	9	21 A	South Carolina	7	9				

Non-Div. I Games:

Furman

Non-Div. I Games:

Mercer

RPI	S	Opponent	Score	
269	H	Akron	11	7
269	N	Akron	9	2
281	H	N.C. A&T	5	0
293	N	UMES	14	0
297	N	South Carolina St.	19	2

Mercer

M
e
r
c
e
r

M
e
r
c
e
r

Average RPI Win: 224		WON-LOST	WINNING	LAST 10	STRENGTH OF		OPP. STRENGTH	TEAM	ADJ	CONF.	ADJ CONF.
Average RPI Loss: 128		RECORD	PCT. RANK	GAMES	SCHEDULE		OF SCHEDULE	RPI	RPI	RPI	RPI
DIV. I ONLY		26-22-0	.54167	122	3-7-0		219	233	176	.47779	176
DIV. I NON-CONF.		21-9-0	.7	53	1-0-0		269	272	141	.49831	140
TOTALS		RPI 1-25	RPI 26-50		W-L RECORDS		RPI 51-100		RPI 101-150		RPI 150+
26-22-0	0-2-0	0-0-0		OVERALL		1-7-0		1-1-0		24-12-0	
16-14-0	0-0-0	0-0-0		HOME		0-3-0		0-1-0		16-10-0	
8-8-0	0-2-0	0-0-0		AWAY		1-4-0		0-0-0		7-2-0	
2-0-0	0-0-0	0-0-0		NEUTRAL		0-0-0		1-0-0		1-0-0	
21-9-0	0-2-0	0-0-0		NON-CONFERENCE		1-1-0		1-1-0		19-5-0	
12-6-0	0-0-0	0-0-0		HOME		0-0-0		0-1-0		12-5-0	
7-3-0	0-2-0	0-0-0		AWAY		1-1-0		0-0-0		6-0-0	
2-0-0	0-0-0	0-0-0		NEUTRAL		0-0-0		1-0-0		1-0-0	
5-13-0	0-0-0	0-0-0		CONFERENCE		0-6-0		0-0-0		5-7-0	
4-8-0	0-0-0	0-0-0		HOME		0-3-0		0-0-0		4-5-0	
1-5-0	0-0-0	0-0-0		AWAY		0-3-0		0-0-0		1-2-0	
0-0-0	0-0-0	0-0-0		NEUTRAL		0-0-0		0-0-0		0-0-0	
RPI S	Opponent	Score		RPI S	Opponent	Score		RPI S	Opponent	Score	
18 A	Texas Tech	2	10					102 N	Jacksonville St.	3	2
18 A	Texas Tech	0	8					144 H	Loyola Chicago	0	14
								151 H	Campbell	5	8
								151 H	Campbell	5	3
								151 H	Campbell	1	12
								155 H	George Washington	10	1
								159 A	Winthrop	2	1
								159 A	Winthrop	1	9
								159 A	Winthrop	0	5
								166 H	Radford	3	2
								166 H	Radford	2	10
								166 H	Radford	1	2
								174 H	Furman	12	2
								174 H	Furman	5	7
								175 H	Mercer	4	5
								198 H	ETSU	5	4
								198 H	ETSU	1	17
								212 H	Bowling Green	4	5
								212 H	Bowling Green	4	7
								213 H	Saint Francis (PA)	2	1
								218 A	Western Caro.	9	7
								218 A	Western Caro.	5	1
								224 H	Georgetown	10	2
								226 H	Sacred Heart	18	0
								241 N	Northern Colo.	9	8
								252 H	Hartford	12	4
								255 H	Wright St.	7	0
LAST 10 GAMES											
218 A	Western Caro.	9	7	57 H	Longwood	4	5				
218 A	Western Caro.	5	1	64 A	USC Upstate	2	6				
175 H	Mercer	4	5	159 A	Winthrop	1	9				
278 A	N.C. Central	15	4	166 H	Radford	1	2				
264 H	Presbyterian	10	11	151 H	Campbell	5	8				

Non-Div. I Games:

Gardner-Webb

RPI	S	Opponent	Score	
257	H	Oakland	5	1
264	H	Presbyterian	12	4
264	H	Presbyterian	10	11
264	H	Presbyterian	8	0
278	A	N.C. Central	8	0
278	A	N.C. Central	15	4
281	H	N.C. A&T	7	6
281	H	N.C. A&T	10	2
293	H	UMES	9	1
297	A	South Carolina St.	10	0
297	A	South Carolina St.	10	0

Gardner-Webb

G
a
r
d
n
e
r
-
W
e
b
b

G
a
r
d
n
e
r
-
W
e
b
b

D
e
l
a
w
a
r
e

Delaware

Delaware

Average RPI Win:	205	WON-LOST	WINNING	LAST 10	STRENGTH OF	OPP. STRENGTH	TEAM	ADJ	CONF.	ADJ CONF.
Average RPI Loss:	109	RECORD	PCT. RANK	GAMES	SCHEDULE	OF SCHEDULE	RPI	RPI	RPI	RPI

[illegible]

Non-Div. I Games:

Toledo

Average RPI Win:		157	WON-LOST RECORD		WINNING PCT. RANK		LAST 10 GAMES		STRENGTH OF SCHEDULE		OPP. STRENGTH OF SCHEDULE		TEAM RPI		ADJ RPI		CONF. RPI		ADJ CONF. RPI				
DIV. I ONLY			11-29-0		.275 256		2-8-0		58		135		181		.47301 179		10		9				
DIV. I NON-CONF.			7-18-0		.28 245		1-2-0		31		157		164		.48353 165		11		10				
TOTALS		RPI 1-25		RPI 26-50		W-L RECORDS		RPI 51-100		RPI 101-150		RPI 150+											
11-29-0		0-4-0		0-1-0		OVERALL		0-11-0		6-8-0		5-5-0											
4-4-0		0-0-0		0-0-0		HOME		0-0-0		2-3-0		2-1-0											
3-17-0		0-4-0		0-1-0		AWAY		0-8-0		2-4-0		1-0-0											
4-8-0		0-0-0		0-0-0		NEUTRAL		0-3-0		2-1-0		2-4-0											
7-18-0		0-4-0		0-1-0		NON-CONFERENCE		0-5-0		4-4-0		3-4-0											
1-1-0		0-0-0		0-0-0		HOME		0-0-0		1-1-0		0-0-0											
2-9-0		0-4-0		0-0-		AWAY		0-2-0		1-2-0		1-0-0											
4-8-0		0-0-0		0-0-0		NEUTRAL		0-3-0		2-1-0		2-4-0											
4-11-0		0-0-0		0-0-0		CONFERENCE		0-6-0		2-4-0		2-1-0											
3-3-0		0-0-0		0-0-0		HOME		0-0-0		1-2-0		2-1-0											
1-8-0		0-0-0		0-0-0		AWAY		0-6-0		1-2-0		0-0-0											
0-0-0		0-0-0		0-0-0		NEUTRAL		0-0-0		0-0-0		0-0-0											
RPI	S	Opponent		Score		RPI	S	Opponent		Score		RPI	S	Opponent		Score							
7	A	Arizona		1	17	37	A	UNLV		2	5	60	A	North Texas		2	10	103	A	New Mexico St.		3	12
7	A	Arizona		1	5							60	A	North Texas		1	3	103	H	New Mexico St.		4	12
18	A	Texas Tech		0	10							60	A	North Texas		1	5	103	H	New Mexico St.		11	3
18	A	Texas Tech		8	16							63	A	Louisiana Tech		2	3	108	H	Southern Miss.		2	13
												63	A	Louisiana Tech		3	4	108	H	Southern Miss.		7	6
												63	A	Louisiana Tech		1	9	108	H	Southern Miss.		3	11
												66	N	Seattle U		5	6	118	N	Hawaii		2	12
												75	N	BYU		4	19	128	N	Sacramento St.		6	5
												86	A	UC Davis		1	2	135	A	UC Riverside		0	4
												86	A	UC Davis		1	4	135	A	UC Riverside		8	7
												86	N	UC Davis		2	15	137	N	Weber St.		17	5
																		142	A	UAB		1	4
																		142	A	UAB		7	3
																		142	A	UAB		1	5
																		171	A	New Mexico		7	1
																		171	N	New Mexico		6	15
																		186	N	Creighton		13	4
																		186	N	Creighton		5	13
																		187	H	Charlotte		11	2
																		187	H	Charlotte		4	0
																		187	H	Charlotte		6	11
																		196	N	California Baptist		0	4
																		205	N	Idaho St.		1	3
																		242	N	Saint Mary's (CA)		7	2
						LAST 10 GAMES																	
						63	A	Louisiana Tech		2	3	103	H	New Mexico St.		11	3						
						63	A	Louisiana Tech		1	9	142	A	UAB		7	3						
						86	A	UC Davis		1	2	7	A	Arizona		1	5						
						18	A	Texas Tech		8	16	108	H	Southern Miss.		7	6						
						187	H	Charlotte		4	0	60	A	North Texas		1	5						

Non-Div. I Games:

UTEP

Average RPI Win:	232	WON-LOST RECORD	WINNING PCT. RANK	LAST 10 GAMES	STRENGTH OF SCHEDULE	OPP. STRENGTH OF SCHEDULE	TEAM RPI	ADJ RPI	CONF. RPI	ADJ CONF. RPI					
DIV. I ONLY		25-19-0	.56818	110	4-6-0	252	205	179	.47298	180	15	16			
DIV. I NON-CONF.		18-12-0	.6	90	0-1-0	273	243	181	.47495	183	16	16			
<hr/>															
TOTALS	RPI 1-25	RPI 26-50		W-L RECORDS		RPI 51-100		RPI 101-150		RPI 150+					
25-19-0	0-0-0	0-1-0		OVERALL		1-5-0		1-11-0		23-2-0					
8-8-0	0-0-0	0-0-0		HOME		0-2-0		0-5-0		8-1-0					
8-6-0	0-0-0	0-1-0		AWAY		0-1-0		1-4-0		7-0-0					
9-5-0	0-0-0	0-0-0		NEUTRAL		1-2-0		0-2-0		8-1-0					
18-12-0	0-0-0	0-1-0		NON-CONFERENCE		1-3-0		0-6-0		17-2-0					
6-2-0	0-0-0	0-0-0		HOME		0-0-0		0-1-0		6-1-0					
3-5-0	0-0-0	0-0-		AWAY		0-1-0		0-3-0		3-0-0					
9-5-0	0-0-0	0-0-0		NEUTRAL		1-2-0		0-2-0		8-1-0					
7-7-0	0-0-0	0-0-0		CONFERENCE		0-2-0		1-5-0		6-0-0					
2-6-0	0-0-0	0-0-0		HOME		0-2-0		0-4-0		2-0-0					
5-1-0	0-0-0	0-0-0		AWAY		0-0-0		1-1-0		4-0-0					
0-0-0	0-0-0	0-0-0		NEUTRAL		0-0-0		0-0-0		0-0-0					
RPI	S	Opponent	Score	RPI	S	Opponent	Score	RPI	S	Opponent	Score				
				30	A	Mississippi St.	1 9	52	A	Southern Ill.	2 11	104	H	Eastern Ky.	3 4
								58	H	Southeast Mo. St.	0 1	104	H	Eastern Ky.	3 9
								58	H	Southeast Mo. St.	0 6	113	H	Middle Tenn.	0 2
								76	N	Sam Houston St.	0 8	116	A	Memphis	2 5
								91	N	Maryland	4 5	117	H	Murray St.	0 3
								91	N	Maryland	3 2	117	H	Murray St.	4 5
												120	A	Belmont	4 1
												120	A	Belmont	0 7
												125	N	North Ala.	2 3
												144	N	Loyola Chicago	3 4
												149	A	Ga. Southern	3 6
												149	A	Ga. Southern	4 6
												159	N	Winthrop	6 4
												189	A	Stetson	8 1
												204	A	Tennessee St.	5 0
												204	A	Tennessee St.	6 2
												213	N	Saint Francis (PA)	3 1
												218	N	Western Caro.	7 3
												222	A	Eastern Ill.	6 3
												222	A	Eastern Ill.	3 2
												230	H	Saint Louis	5 0
												230	H	Saint Louis	1 4
												231	N	Bethune-Cookman	2 1
												236	N	Fairfield	2 3
												244	A	Evansville	9 1
												251	N	Purdue Fort Wayne	9 1
												256	N	Alabama A&M	9 8
<hr/>															
LAST 10 GAMES															
				58	H	Southeast Mo. St.	0 6	222	A	Eastern Ill.	6 3	231	N	Bethune-Cookman	2 1
				244	A	Evansville	9 1	204	A	Tennessee St.	5 0	236	N	Fairfield	2 3
				269	H	Akron	5 2	268	H	Green Bay	5 4	244	A	Evansville	9 1
				230	H	Saint Louis	1 4	117	H	Murray St.	0 3	251	N	Purdue Fort Wayne	9 1
				230	H	Saint Louis	5 0	120	A	Belmont	4 1	256	N	Alabama A&M	9 8

Non-Div. I Games:

UT Martin

RPI	S	Opponent	Score
259	A	Alabama St.	10 1
268	H	Green Bay	5 3
268	H	Green Bay	5 4
268	H	Green Bay	5 3
269	H	Akron	5 2
269	H	Akron	9 2
282	N	Mississippi Val.	8 0
283	H	Morehead St.	10 1
283	H	Morehead St.	11 2
288	N	Savannah St.	11 0

UT Martin

C
o
l
l
a
t
e

Colgate

RPI	S	Opponent	Score	
234	A	Army West Point	4	3
253	N	Manhattan	8	3
271	N	Quinnipiac	10	2
271	N	Quinnipiac	7	6
275	N	Brown	2	1
286	A	Cornell	6	0
286	A	Cornell	7	10

Colgate

C
o
l
g
a
t
e

C
o
l
g
a
t
e

Average RPI Win: 193		WON-LOST	WINNING	LAST 10	STRENGTH OF		OPP. STRENGTH	TEAM	ADJ	CONF.	ADJ CONF.
Average RPI Loss: 128		RECORD	PCT. RANK	GAMES	SCHEDULE		OF SCHEDULE	RPI	RPI	RPI	RPI
DIV. I ONLY		18-20-0	.47368	155	4-6-0		210	153	183	.47122	182
DIV. I NON-CONF.		10-12-0	.45455	166	0		186	177	182	.47584	180
TOTALS		RPI 1-25	RPI 26-50		W-L RECORDS		RPI 51-100		RPI 101-150		RPI 150+
18-20-0		0-0-0	0-1-0		OVERALL		0-3-0		5-11-0		13-5-0
6-5-0		0-0-0	0-0-0		HOME		0-2-0		2-2-0		4-1-0
8-11-0		0-0-0	0-1-0		AWAY		0-0-0		3-9-0		5-1-0
4-4-0		0-0-0	0-0-0		NEUTRAL		0-1-0		0-0-0		4-3-0
10-12-0		0-0-0	0-1-0		NON-CONFERENCE		0-3-0		2-4-0		8-4-0
2-3-0		0-0-0	0-0-0		HOME		0-2-0		0-0-0		2-1-0
4-5-0		0-0-0	0-0-		AWAY		0-0-0		2-4-0		2-0-0
4-4-0		0-0-0	0-0-0		NEUTRAL		0-1-0		0-0-0		4-3-0
8-8-0		0-0-0	0-0-0		CONFERENCE		0-0-0		3-7-0		5-1-0
4-2-0		0-0-0	0-0-0		HOME		0-0-0		2-2-0		2-0-0
4-6-0		0-0-0	0-0-0		AWAY		0-0-0		1-5-0		3-1-0
0-0-0		0-0-0	0-0-0		NEUTRAL		0-0-0		0-0-0		0-0-0
RPI S	Opponent	Score	RPI S	Opponent	Score	RPI S	Opponent	Score	RPI S	Opponent	Score
			49 A	Lipscomb	3 8	73 H	Bradley	1 11	102 H	Jacksonville St.	2 0
						73 H	Bradley	6 7	102 H	Jacksonville St.	0 7
						82 N	Rutgers	1 9	104 A	Eastern Ky.	3 13
									104 A	Eastern Ky.	4 9
									108 A	Southern Miss.	6 8
									110 A	Chattanooga	2 10
									117 A	Murray St.	0 5
									117 A	Murray St.	0 1
									120 A	Belmont	3 4
									120 A	Belmont	7 5
									125 A	North Ala.	3 2
									125 A	North Ala.	5 1
									131 A	Samford	8 12
									131 A	Samford	3 11
									148 H	SIUE	3 10
									148 H	SIUE	7 3
									152 N	Kennesaw St.	6 5
									163 A	Western Ill.	7 0
									163 N	Western Ill.	2 0
									178 N	Toledo	4 7
									193 N	Houston Baptist	7 6
									198 H	ETSU	0 1
									198 H	ETSU	2 0
									200 N	Indiana St.	5 6
									204 A	Tennessee St.	2 3
									204 A	Tennessee St.	11 5
									211 N	Central Ark.	1 4
LAST 10 GAMES			244 H	Evansville	7 0	131 A	Samford	3 11			
			73 H	Bradley	1 11	204 A	Tennessee St.	11 5			
			82 N	Rutgers	1 9	117 A	Murray St.	0 5			
			163 A	Western Ill.	7 0	222 H	Eastern Ill.	5 3			
			283 A	Morehead St.	15 3	120 A	Belmont	7 5			

Non-Div. I Games:

Tennessee Tech

RPI	S	Opponent	Score	
222	H	Eastern Ill.	5	3
222	H	Eastern Ill.	8	0
244	H	Evansville	7	0
259	A	Alabama St.	2	1
276	N	Jackson St.	7	3
283	A	Morehead St.	15	3
283	A	Morehead St.	13	2

Tennessee Tech

T
e
n
n
e
s
s
e
e
T
e
c
h

T
e
n
n
e
s
s
e
e
T
e
c
h

Lehigh

RPI	S	Opponent	Score	
287	A	Rider	2	1

Lehigh

L
e
h
i
g
h

L
e
h
i
g
h

Average RPI Win:		206	WON-LOST RECORD		WINNING PCT. RANK		LAST 10 GAMES		STRENGTH OF SCHEDULE		OPP. STRENGTH OF SCHEDULE		TEAM RPI		ADJ RPI		CONF. RPI		ADJ CONF. RPI	
DIV. I ONLY			17-19-0		.47222 160		5-5-0		192		213		182		.46924 184		17		17	
DIV. I NON-CONF.			13-13-0		.5 132		3-0-0		224		236		189		.46857 193		19		19	
TOTALS		RPI 1-25		RPI 26-50		W-L RECORDS		RPI 51-100		RPI 101-150		RPI 150+								
17-19-0		0-0-0		0-3-0		OVERALL		0-5-0		5-4-0		12-7-0								
9-7-0		0-0-0		0-0-0		HOME		0-0-0		1-3-0		8-4-0								
1-2-0		0-0-0		0-1-0		AWAY		0-1-0		0-0-0		1-0-0								
7-10-0		0-0-0		0-2-0		NEUTRAL		0-4-0		4-1-0		3-3-0								
13-13-0		0-0-0		0-3-0		NON-CONFERENCE		0-4-0		5-1-0		8-5-0								
5-2-0		0-0-0		0-0-0		HOME		0-0-0		1-0-0		4-2-0								
1-1-0		0-0-0		0-0-		AWAY		0-0-0		0-0-0		1-0-0								
7-10-0		0-0-0		0-2-0		NEUTRAL		0-4-0		4-1-0		3-3-0								
4-6-0		0-0-0		0-0-0		CONFERENCE		0-1-0		0-3-0		4-2-0								
4-5-0		0-0-0		0-0-0		HOME		0-0-0		0-3-0		4-2-0								
0-1-0		0-0-0		0-0-0		AWAY		0-1-0		0-0-0		0-0-0								
0-0-0		0-0-0		0-0-0		NEUTRAL		0-0-0		0-0-0		0-0-0								
RPI	S	Opponent		Score		RPI	S	Opponent		Score		RPI	S	Opponent		Score				
37	A	UNLV		6	7	60	N	North Texas		2	14	105	H	St. John's (NY)		0	3			
40	N	Indiana		2	6	67	N	FGCU		0	8	105	H	St. John's (NY)		3	4			
47	N	UCF		0	9	69	N	Long Beach St.		2	11	105	H	St. John's (NY)		0	2			
						77	A	DePaul		6	8	110	N	Chattanooga		7	6			
						87	N	Purdue		0	7	110	N	Chattanooga		8	2			
												122	H	Hofstra		4	1			
												138	N	Massachusetts		5	8			
												145	N	Northwestern St.		4	3			
												145	N	Northwestern St.		5	3			
												162	H	Villanova		11	9			
												162	H	Villanova		0	16			
												162	H	Villanova		7	6			
												183	H	Lehigh		5	4			
												183	H	Lehigh		4	8			
												208	H	Marist		1	8			
												209	N	Utah Valley		3	11			
												221	H	Butler		12	2			
												221	H	Butler		3	4			
												221	H	Butler		2	1			
												222	N	Eastern Ill.		3	4			
												232	N	North Dakota		6	4			
												236	A	Fairfield		9	4			
												260	N	Central Conn. St.		9	11			
												280	N	Southern Utah		2	1			
												292	N	Ark.-Pine Bluff		7	2			
												294	H	Saint Peter's		7	2			
												294	H	Saint Peter's		6	0			
LAST 10 GAMES																				
162	H	Villanova		0	16	105	H	St. John's (NY)		0	2	260	N	Central Conn. St.		9	11			
294	H	Saint Peter's		6	0	221	H	Butler		2	1	280	N	Southern Utah		2	1			
208	H	Marist		1	8	162	H	Villanova		11	9	292	N	Ark.-Pine Bluff		7	2			
183	H	Lehigh		5	4	294	H	Saint Peter's		8	0	294	H	Saint Peter's		7	2			
183	H	Lehigh		4	8	105	H	St. John's (NY)		0	3	294	H	Saint Peter's		6	0			

Non-Div. I Games:

Seton Hall

RPI	S	Opponent	Score	
294	H	Saint Peter's	8	0

Seton Hall

S
e
t
o
n
H
a
l
l

S
e
t
o
n
H
a
l
l

Average RPI Win: 222		WON-LOST RECORD		WINNING PCT. RANK		LAST 10 GAMES		STRENGTH OF SCHEDULE		OPP. STRENGTH OF SCHEDULE		TEAM RPI		ADJ RPI		CONF. RPI		ADJ CONF. RPI	
DIV. I ONLY		18-20-0		.47368 155		8-2-0		214		181		186		.4682 185		26		26	
DIV. I NON-CONF.		7-17-0		.29167 240		0		234		99		243		.4277 236		26		26	
TOTALS		RPI 1-25		RPI 26-50		W-L RECORDS		RPI 51-100		RPI 101-150		RPI 150+							
18-20-0		0-1-0		0-1-0		OVERALL		0-8-0		1-4-0		17-6-0							
5-2-0		0-0-0		0-0-0		HOME		0-1-0		0-0-0		5-1-0							
7-9-0		0-1-0		0-0-0		AWAY		0-3-0		0-1-0		7-4-0							
6-9-0		0-0-0		0-1-0		NEUTRAL		0-4-0		1-3-0		5-1-0							
7-17-0		0-1-0		0-1-0		NON-CONFERENCE		0-8-0		1-4-0		6-3-0							
0-1-0		0-0-0		0-0-0		HOME		0-1-0		0-0-0		0-0-0							
1-7-0		0-1-0		0-0-		AWAY		0-3-0		0-1-0		1-2-0							
6-9-0		0-0-0		0-1-0		NEUTRAL		0-4-0		1-3-0		5-1-0							
11-3-0		0-0-0		0-0-0		CONFERENCE		0-0-0		0-0-0		11-3-0							
5-1-0		0-0-0		0-0-0		HOME		0-0-0		0-0-0		5-1-0							
6-2-0		0-0-0		0-0-0		AWAY		0-0-0		0-0-0		6-2-0							
0-0-0		0-0-0		0-0-0		NEUTRAL		0-0-0		0-0-0		0-0-0							
RPI	S	Opponent		Score		RPI	S	Opponent		Score		RPI	S	Opponent		Score			
19	A	Louisiana		0 4		29	N	Notre Dame		3 6		65	N	California		0 9			
												66	N	Seattle U		3 11			
												75	N	BYU		3 11			
												79	A	Georgia Tech		3 4			
												79	A	Georgia Tech		0 1			
												82	A	Rutgers		2 10			
												90	H	Iowa		3 5			
												90	N	Iowa		0 5			
														</					

RPI	S	Opponent	Score
284	A	St. Bonaventure	6 3

Fordham

Average RPI Win:	179	WON-LOST RECORD	WINNING PCT. RANK	LAST 10 GAMES	STRENGTH OF SCHEDULE	OPP. STRENGTH OF SCHEDULE	TEAM RPI	ADJ RPI	CONF. RPI	ADJ CONF. RPI		
DIV. I ONLY		14-18-0	.4375	182	3-7-0	185	194	187	.46774	186	17	17
DIV. I NON-CONF.		11-9-0	.55	118	1-0-0	193	218	147	.4955	145	19	19
<hr/>												
TOTALS	RPI 1-25	RPI 26-50		W-L RECORDS		RPI 51-100		RPI 101-150		RPI 150+		
14-18-0	0-0-0	0-0-0		OVERALL		2-2-0		3-9-0		9-7-0		
3-3-0	0-0-0	0-0-0		HOME		1-0-0		2-3-0		0-0-0		
6-10-0	0-0-0	0-0-0		AWAY		1-1-0		0-5-0		5-4-0		
5-5-0	0-0-0	0-0-0		NEUTRAL		0-1-0		1-1-0		4-3-0		
11-9-0	0-0-0	0-0-0		NON-CONFERENCE		2-2-0		3-3-0		6-4-0		
3-0-0	0-0-0	0-0-0		HOME		1-0-0		2-0-0		0-0-0		
3-4-0	0-0-0	0-0-		AWAY		1-1-0		0-2-0		2-1-0		
5-5-0	0-0-0	0-0-0		NEUTRAL		0-1-0		1-1-0		4-3-0		
3-9-0	0-0-0	0-0-0		CONFERENCE		0-0-0		0-6-0		3-3-0		
0-3-0	0-0-0	0-0-0		HOME		0-0-0		0-3-0		0-0-0		
3-6-0	0-0-0	0-0-0		AWAY		0-0-0		0-3-0		3-3-0		
0-0-0	0-0-0	0-0-0		NEUTRAL		0-0-0		0-0-0		0-0-0		
RPI	S	Opponent	Score	RPI	S	Opponent	Score	RPI	S	Opponent	Score	
						52 A Southern Ill.	0 1	103 A New Mexico St.	4 11			
						52 A Southern Ill.	2 1	103 A New Mexico St.	1 9			
						60 N North Texas	3 7	105 H St. John's (NY)	7 8			
						97 H Nebraska	9 1	105 H St. John's (NY)	2 12			
								105 H St. John's (NY)	7 9			
								111 N South Dakota St.	0 5			
								111 N South Dakota St.	1 0			
								126 A Providence	3 4			
								126 A Providence	3 5			
								126 A Providence	3 4			
								145 H Northwestern St.	5 2			
								150 H South Dakota	11 5			
								162 A Villanova	0 6			
								162 A Villanova	8 0			
								162 A Villanova	8 2			
								171 N New Mexico	0 8			
								179 N UTEP	13 5			
								179 N UTEP	4 13			
								202 A UMKC	4 1			
								202 A UMKC	4 7			
								202 A UMKC	10 4			
								224 A Georgetown	4 5			
								224 A Georgetown	14 5			
								224 A Georgetown	5 6			
								230 N Saint Louis	5 4			
								244 N Evansville	2 4			
								292 N Ark.-Pine Bluff	10 0			
	</											

Non-Div. I Games:

Creighton

RPI	S	Opponent	Score	
292	N	Ark.-Pine Bluff	9	0

Creighton

C
r
e
i
g
h
t
o
n

C
r
e
i
g
h
t
o
n

Average RPI Win: 159		WON-LOST	WINNING	LAST 10	STRENGTH OF		OPP. STRENGTH	TEAM	ADJ	CONF.	ADJ CONF.
Average RPI Loss: 103		RECORD	PCT. RANK	GAMES	SCHEDULE		OF SCHEDULE	RPI	RPI	RPI	RPI
DIV. I ONLY		12-28-0	.3	248	2-8-0		100	121	190	.46626	187
DIV. I NON-CONF.		9-16-0	.36	221	1-3-0		161	96	198	.46542	195
TOTALS		RPI 1-25	RPI 26-50		W-L RECORDS		RPI 51-100		RPI 101-150		RPI 150+
12-28-0		0-3-0	0-1-0		OVERALL		3-13-0		1-4-0		8-7-0
9-11-0		0-1-0	0-0-0		HOME		2-3-0		1-4-0		6-3-0
2-14-0		0-1-0	0-1-0		AWAY		1-8-0		0-0-0		1-4-0
1-3-0		0-1-0	0-0-0		NEUTRAL		0-2-0		0-0-0		1-0-0
9-16-0		0-3-0	0-1-0		NON-CONFERENCE		2-5-0		0-2-0		7-5-0
7-7-0		0-1-0	0-0-0		HOME		1-1-0		0-2-0		6-3-0
1-6-0		0-1-0	0-0-		AWAY		1-2-0		0-0-0		0-2-0
1-3-0		0-1-0	0-0-0		NEUTRAL		0-2-0		0-0-0		1-0-0
3-12-0		0-0-0	0-0-0		CONFERENCE		1-8-0		1-2-0		1-2-0
2-4-0		0-0-0	0-0-0		HOME		1-2-0		1-2-0		0-0-0
1-8-0		0-0-0	0-0-0		AWAY		0-6-0		0-0-0		1-2-0
0-0-0		0-0-0	0-0-0		NEUTRAL		0-0-0		0-0-0		0-0-0
RPI S	Opponent	Score	RPI S	Opponent	Score	RPI S	Opponent	Score	RPI S	Opponent	Score
4 N	Oklahoma	0 13	38 A	North Carolina	0 9	59 A	Western Ky.	0 3	107 H	Ohio	6 8
21 A	South Carolina	0 7				59 A	Western Ky.	0 5	113 H	Middle Tenn.	4 7
21 H	South Carolina	1 9				59 A	Western Ky.	2 11	113 H	Middle Tenn.	9 2
						62 A	Grand Canyon	3 4	113 H	Middle Tenn.	5 6
						62 A	Grand Canyon	6 5	133 H	Virginia	0 6
						63 A	Louisiana Tech	5 10	151 H	Campbell	4 5
						63 A	Louisiana Tech	2 5	151 H	Campbell	8 0
						63 A	Louisiana Tech	3 10	151 N	Campbell	10 4
						72 H	NC State	2 12	159 H	Winthrop	9 1
						80 A	Duke	1 3	169 H	Col. of Charleston	15 9
						81 H	Marshall	11 6	173 H	Valparaiso	0 8
						81 H	Marshall	0 13	179 A	UTEP	0 4
						81 H	Marshall	5 7	179 A	UTEP	2 11
						84 H	Elon	7 2	179 A	UTEP	11 6
						100 N	San Diego St.	4 5	218 A	Western Caro.	8 16
						100 N	San Diego St.	1 9	218 A	Western Caro.	0 7
									227 H	Youngstown St.	9 1
									266 H	Canisius	4 8
									266 H	Canisius	4 3
									267 H	Wagner	14 6
LAST 10 GAMES											
			151 H	Campbell	4 5	113 H	Middle Tenn.	9 2			
			151 H	Campbell	8 0	179 A	UTEP	0 4			
			169 H	Col. of Charleston	15 9	63 A	Louisiana Tech	2 5			
			159 H	Winthrop	9 1	59 A	Western Ky.	0 5			
			266 H	Canisius	4 3	81 H	Marshall	0 13			

Non-Div. I Games:

Charlotte

C
o
l
u
m
b
i
a

Columbia

RPI	S	Opponent	Score
286	H	Cornell	8 0

Columbia

Average RPI Win: 174		WON-LOST	WINNING	LAST 10	STRENGTH OF		OPP. STRENGTH	TEAM	ADJ		CONF.	ADJ CONF.			
Average RPI Loss: 134		RECORD	PCT. RANK	GAMES	SCHEDULE		OF SCHEDULE	RPI	RPI		RPI	RPI			
DIV. I ONLY		15-24-0	.38462	210	4-6-0		140	188	184	.46515	189	9	10		
DIV. I NON-CONF.		11-16-0	.40741	191	2-0-0		136	230	185	.46904	190	10	11		
TOTALS		RPI 1-25	RPI 26-50		W-L RECORDS		RPI 51-100		RPI 101-150		RPI 150+				
15-24-0	0-0-0	0-5-0		OVERALL		2-4-0		3-5-0		10-10-0					
11-15-0	0-0-0	0-2-0		HOME		2-1-0		2-3-0		7-9-0					
2-4-0	0-0-0	0-3-0		AWAY		0-0-0		0-0-0		2-1-0					
2-5-0	0-0-0	0-0-0		NEUTRAL		0-3-0		1-2-0		1-0-0					
11-16-0	0-0-0	0-2-0		NON-CONFERENCE		2-4-0		2-3-0		7-7-0					
9-11-0	0-0-0	0-2-0		HOME		2-1-0		1-1-0		6-7-0					
0-0-0	0-0-0	0-0-		AWAY		0-0-0		0-0-0		0-0-0					
2-5-0	0-0-0	0-0-0		NEUTRAL		0-3-0		1-2-0		1-0-0					
4-8-0	0-0-0	0-3-0		CONFERENCE		0-0-0		1-2-0		3-3-0					
2-4-0	0-0-0	0-0-0		HOME		0-0-0		1-2-0		1-2-0					
2-4-0	0-0-0	0-3-0		AWAY		0-0-0		0-0-0		2-1-0					
0-0-0	0-0-0	0-0-0		NEUTRAL		0-0-0		0-0-0		0-0-0					
RPI	S	Opponent	Score	RPI	S	Opponent	Score	RPI	S	Opponent	Score				
				47	H	UCF	1 6	55	N	Troy	0 14	114	N	LIU Brooklyn	1 4
				47	H	UCF	1 9	63	H	Louisiana Tech	0 8	125	H	North Ala.	5 9
				48	A	Liberty	0 6	63	H	Louisiana Tech	3 2	125	H	North Ala.	0 2
				48	A	Liberty	1 7	91	H	Maryland	6 5	125	H	North Ala.	2 1
				48	A	Liberty	3 5	98	N	Fla. Atlantic	0 3	126	N	Providence	7 2
								98	N	Fla. Atlantic	2 10	138	H	Massachusetts	2 15
												138	H	Massachusetts	2 1
												143	N	Saint Joseph's	2 6
												152	H	Kennesaw St.	2 3
												152	H	Kennesaw St.	0 2
												152	H	Kennesaw St.	1 0
												162	N	Villanova	8 3
												180	H	UT Martin	1 8
												192	A	Jacksonville	9 3
												192	A	Jacksonville	2 3
												192	A	Jacksonville	12 4
												197	H	Princeton	7 1
												200	H	Indiana St.	4 6
												200	H	Indiana St.	2 10
												231	H	Bethune-Cookman	8 7
												231	H	Bethune-Cookman	6 4
												231	H	Bethune-Cookman	3 0
												232	H	North Dakota	4 9
												232	H	North Dakota	1 0
												232	H	North Dakota	3 6
												236	H	Fairfield	1 3
												246	H	Mt. St. Mary's	5 0
LAST 10 GAMES															
				98	N	Fla. Atlantic	0 3	138	H	Massachusetts	2 15	232	H	North Dakota	4 9
				48	A	Liberty	0 6	47	H	UCF	1 6	232	H	North Dakota	1 0
				197	H	Princeton	7 1	231	H	Bethune-Cookman	6 4	232	H	North Dakota	3 6
				125	H	North Ala.	0 2	152	H	Kennesaw St.	2 3	236	H	Fairfield	1 3
				192	A	Jacksonville	9 3	63	H	Louisiana Tech	0 8				

Non-Div. I Games:

Stetson

RPI	S	Opponent	Score	
246	H	Mt. St. Mary's	8	9

Stetson

S
t
e
t
s
o
n

S
t
e
t
s
o
n

Average RPI Win:		202	WON-LOST		WINNING		LAST 10		STRENGTH OF		OPP. STRENGTH		TEAM		ADJ		CONF.		ADJ CONF.				
Average RPI Loss:		133	RECORD		PCT. RANK		GAMES		SCHEDULE		OF SCHEDULE		RPI		RPI		RPI		RPI				
DIV. I ONLY			14-21-0		.4	202	3-7-0		155		202		191		.46408		190	23		23			
DIV. I NON-CONF.			11-13-0		.45833	160	1-1-0		240		172		205		.45881		205	23		24			
TOTALS		RPI 1-25		RPI 26-50		W-L RECORDS		RPI 51-100		RPI 101-150		RPI 150+											
14-21-0		0-1-0		0-2-0		OVERALL		1-2-0		3-7-0		10-9-0											
4-6-0		0-0-0		0-0-0		HOME		0-0-0		0-5-0		4-1-0											
6-9-0		0-1-0		0-2-0		AWAY		0-0-0		3-1-0		3-5-0											
4-6-0		0-0-0		0-0-0		NEUTRAL		1-2-0		0-1-0		3-3-0											
11-13-0		0-1-0		0-2-0		NON-CONFERENCE		1-2-0		1-1-0		9-7-0											
4-1-0		0-0-0		0-0-0		HOME		0-0-0		0-0-0		4-1-0											
3-6-0		0-1-0		0-0-		AWAY		0-0-0		1-0-0		2-3-0											
4-6-0		0-0-0		0-0-0		NEUTRAL		1-2-0		0-1-0		3-3-0											
3-8-0		0-0-0		0-0-0		CONFERENCE		0-0-0		2-6-0		1-2-0											
0-5-0		0-0-0		0-0-0		HOME		0-0-0		0-5-0		0-0-0											
3-3-0		0-0-0		0-0-0		AWAY		0-0-0		2-1-0		1-2-0											
0-0-0		0-0-0		0-0-0		NEUTRAL		0-0-0		0-0-0		0-0-0											
RPI	S	Opponent		Score		RPI	S	Opponent		Score		RPI	S	Opponent		Score		RPI	S	Opponent		Score	
13	A	James Madison		0 15		27	A	Virginia Tech		1 9		55	N	Troy		3 6		112	H	UMass Lowell		3 4	
						27	A	Virginia Tech		0 12		82	N	Rutgers		2 1		112	H	UMass Lowell		2 3	
												90	N	Iowa		5 8		112	H	UMass Lowell		3 6	
																		115	H	Albany (NY)		4 7	
																		115	H	Albany (NY)		5 13	
																		124	A	CSUN		7 5	
																		134	A	Stony Brook		1 0	
																		134	A	Stony Brook		2 3	
																		134	A	Stony Brook		6 3	
																		143	N	Saint Joseph's		3 7	
																		159	A	Winthrop		5 11	
																		159	A	Winthrop		2 7	
																		159	A	Winthrop		7 2	
																		172	N	Western Mich.		5 8	
																		174	A	Furman		11 9	
																		174	A	Furman		2 11	
																		181	H	Colgate		11 15	
																		181	H	Colgate		13 5	
																		214	A	UMBC		2 4	
																		214	A	UMBC		9 0	
																		214	A	UMBC		0 8	
						LAST 10 GAMES												231	N	Bethune-Cookman		1 2	
						134	A	Stony Brook		2 3		159	A	Winthrop		2 7		239	N	CSU Bakersfield		9 3	
						112	H	UMass Lowell		2 3		181	H	Colgate		13 5		239	N	CSU Bakersfield		4 8	
						27	A	Virginia Tech		1 9		286	H	Cornell		10 1		261	N	Santa Clara		8 3	
						214	A	UMBC		9 0		174	A	Furman		2 11		273	H	Incarnate Word		1 0	
						115	H	Albany (NY)		4 7		112	H	UMass Lowell		3 6		279	N	Morgan St.		13 5	

RPI	S	Opponent	Score	
286	H	Cornell	8	7
286	H	Cornell	10	1

Binghamton

B
i
n
g
h
a
m
t
o
n

B
i
n
g
h
a
m
t
o
n

S
a
n
D
i
e
g
o

San Diego

Average RPI Win:	169	WON-LOST RECORD	WINNING PCT. RANK	LAST 10 GAMES	STRENGTH OF SCHEDULE	OPP. STRENGTH OF SCHEDULE	TEAM RPI	ADJ RPI	CONF. RPI	ADJ CONF. RPI				
DIV. I ONLY		13-29-0	.30952	245	0-10-0	92	171	188	.46389	192	9	10		
DIV. I NON-CONF.		12-18-0	.4	197	0-1-0	74	201	156	.48683	160	10	11		
<hr/>														
TOTALS	RPI 1-25	RPI 26-50		W-L RECORDS		RPI 51-100		RPI 101-150		RPI 150+				
13-29-0	0-1-0	0-4-0		OVERALL		1-7-0		4-7-0		8-10-0				
12-15-0	0-1-0	0-3-0		HOME		1-2-0		4-3-0		7-6-0				
0-13-0	0-0-0	0-1-0		AWAY		0-5-0		0-3-0		0-4-0				
1-1-0	0-0-0	0-0-0		NEUTRAL		0-0-0		0-1-0		1-0-0				
12-18-0	0-1-0	0-1-0		NON-CONFERENCE		1-4-0		4-7-0		7-5-0				
11-10-0	0-1-0	0-0-0		HOME		1-2-0		4-3-0		6-4-0				
0-7-0	0-0-0	0-0-		AWAY		0-2-0		0-3-0		0-1-0				
1-1-0	0-0-0	0-0-0		NEUTRAL		0-0-0		0-1-0		1-0-0				
1-11-0	0-0-0	0-3-0		CONFERENCE		0-3-0		0-0-0		1-5-0				
1-5-0	0-0-0	0-3-0		HOME		0-0-0		0-0-0		1-2-0				
0-6-0	0-0-0	0-0-0		AWAY		0-3-0		0-0-0		0-3-0				
0-0-0	0-0-0	0-0-0		NEUTRAL		0-0-0		0-0-0		0-0-0				
<hr/>														
RPI	S	Opponent	Score		RPI	S	Opponent	Score		RPI	S	Opponent	Score	
8	H	Florida	0	5	47	A	UCF	2	3	64	H	USC Upstate	0	4
					49	H	Lipscomb	3	4	64	H	USC Upstate	3	2
					49	H	Lipscomb	1	2	67	A	FGCU	2	7
					49	H	Lipscomb	1	3	67	A	FGCU	1	7
										67	A	FGCU	1	3
										79	H	Georgia Tech	8	13
										94	A	Coastal Caro.	1	3
										94	A	Coastal Caro.	4	7

Non-Div. I Games:

Jacksonville

Jacksonville

Average RPI Win: 195		WON-LOST	WINNING	LAST 10	STRENGTH OF	OPP. STRENGTH	TEAM	ADJ	CONF.	ADJ CONF.				
Average RPI Loss: 109		RECORD	PCT. RANK	GAMES	SCHEDULE	OF SCHEDULE	RPI	RPI	RPI	RPI				
DIV. I ONLY		15-20-0	.42857	187	2-8-0	205	160	196	.4633	193	20	20		
DIV. I NON-CONF.		11-4-0	.73333	39	1-0-0	270	186	114	.518	115	14	14		
<hr/>														
TOTALS		RPI 1-25	RPI 26-50		W-L RECORDS		RPI 51-100		RPI 101-150		RPI 150+			
15-20-0	0-1-0	0-0-0		OVERALL		3-11-0		2-4-0		10-4-0				
3-4-0	0-0-0	0-0-0		HOME		2-2-0		0-0-0		1-2-0				
7-15-0	0-1-0	0-0-0		AWAY		1-9-0		2-4-0		4-1-0				
5-1-0	0-0-0	0-0-0		NEUTRAL		0-0-0		0-0-0		5-1-0				
<hr/>														
11-4-0	0-1-0	0-0-0		NON-CONFERENCE		2-0-0		2-2-0		7-1-0				
1-0-0	0-0-0	0-0-0		HOME		1-0-0		0-0-0		0-0-0				
5-3-0	0-1-0	0-0-		AWAY		1-0-0		2-2-0		2-0-0				
5-1-0	0-0-0	0-0-0		NEUTRAL		0-0-0		0-0-0		5-1-0				
<hr/>														
4-16-0	0-0-0	0-0-0		CONFERENCE		1-11-0		0-2-0		3-3-0				
2-4-0	0-0-0	0-0-0		HOME		1-2-0		0-0-0		1-2-0				
2-12-0	0-0-0	0-0-0		AWAY		0-9-0		0-2-0		2-1-0				
0-0-0	0-0-0	0-0-0		NEUTRAL		0-0-0		0-0-0		0-0-0				
<hr/>														
RPI	S	Opponent	Score		RPI	S	Opponent	Score		RPI	S	Opponent	Score	
5	A	Texas	0	8						60	H	North Texas	8	6
										76	A	Sam Houston St.	0	8
										76	A	Sam Houston St.	2	6
										76	A	Sam Houston St.	0	1
										85	H	McNeese	0	1
										85	H	McNeese	5	4
										85	H	McNeese	2	4
										88	A	Nicholls St.	2	4
										88	A	Nicholls St.	2	3
										88	A	Nicholls St.	1	8
										89	A	UT Arlington	6	5
										95	A	SFA	0	3
										95	A	SFA	3	5
										95	A	SFA	1	3
										108	A	Southern Miss.	0	9
										108	A	Southern Miss.	1	9
										131	A	Samford	6	2
										136	A	UTSA	7	0
										145	A	Northwestern St.	3	9
										145	A	Northwestern St.	0	8
										158	H	Southeastern La.	3	4
										158	H	Southeastern La.	2	5
										158	H	Southeastern La.	7	4
										182	N	Tennessee Tech	6	7
										217	A	Texas Southern	6	2
										217	A	Texas Southern	4	2
										229	A	A&M-Corpus Christi	2	3
										229	A	A&M-Corpus Christi	4	2
										229	A	A&M-Corpus Christi	3	0
										244	N	Evansville	6	2
										276	N	Jackson St.	5	3
										276	N	Jackson St.	4	0
										292	N	Ark.-Pine Bluff	4	0
										292	N	Ark.-Pine Bluff	9	2
<hr/>														
LAST 10 GAMES														
229	A	A&M-Corpus Christi	4	2	229	A	A&M-Corpus Christi	3	0					
145	A	Northwestern St.	3	9	76	A	Sam Houston St.	2	6					
108	A	Southern Miss.	0	9	85	H	McNeese	0	1					
88	A	Nicholls St.	2	3	95	A	SFA	3	5					
158	H	Southeastern La.	2	5	217	A	Texas Southern	4	2					

Non-Div. I Games:

Houston Baptist

Average RPI Win:	98	WON-LOST	WINNING	LAST 10	STRENGTH OF	OPP. STRENGTH	TEAM	ADJ	CONF.	ADJ CONF.					
Average RPI Loss:	78	RECORD	PCT. RANK	GAMES	SCHEDULE	OF SCHEDULE	RPI	RPI	RPI	RPI					
DIV. I ONLY		7-36-0	.16279	287	2-8-0	43	61	200	.46176	194	5	5			
DIV. I NON-CONF.		5-23-0	.17857	267	2-5-0	38	51	203	.46506	197	4	4			
<hr/>															
TOTALS	RPI 1-25	RPI 26-50		W-L RECORDS		RPI 51-100		RPI 101-150		RPI 150+					
7-36-0	0-2-0	2-14-0		OVERALL		3-12-0		0-4-0		2-4-0					
1-8-0	0-0-0	1-6-0		HOME		0-0-0		0-1-0		0-1-0					
3-16-0	0-2-0	1-4-0		AWAY		1-5-0		0-3-0		1-2-0					
3-12-0	0-0-0	0-4-0		NEUTRAL		2-7-0		0-0-0		1-1-0					
5-23-0	0-2-0	1-9-0		NON-CONFERENCE		2-7-0		0-1-0		2-4-0					
0-3-0	0-0-0	0-1-0		HOME		0-0-0		0-1-0		0-1-0					
2-8-0	0-2-0	1-0-		AWAY		0-0-0		0-0-0		1-2-0					
3-12-0	0-0-0	0-4-0		NEUTRAL		2-7-0		0-0-0		1-1-0					
2-13-0	0-0-0	1-5-0		CONFERENCE		1-5-0		0-3-0		0-0-0					
1-5-0	0-0-0	1-5-0		HOME		0-0-0		0-0-0		0-0-0					
1-8-0	0-0-0	0-0-0		AWAY		1-5-0		0-3-0		0-0-0					
0-0-0	0-0-0	0-0-0		NEUTRAL		0-0-0		0-0-0		0-0-0					
RPI	S	Opponent	Score	RPI	S	Opponent	Score	RPI	S	Opponent	Score				
14	A	Ole Miss	3 4	27	H	Virginia Tech	2 10	78	N	Wichita St.	2 7	107	H	Ohio	9 11
14	A	Ole Miss	1 6	27	H	Virginia Tech	0 18	78	N	Wichita St.	4 2	133	A	Virginia	4 5
				27	H	Virginia Tech	1 9	79	A	Georgia Tech	4 6	133	A	Virginia	6 7
				34	N	Oregon	1 9	79	A	Georgia Tech	9 18	133	A	Virginia	4 7
				34	N	Oregon	3 4	79	A	Georgia Tech	2 5	153	H	Penn St.	3 8
				36	A	Missouri	5 4	80	A	Duke	3 4	153	N	Penn St.	2 0
				36	A	Missouri	2 9	80	A	Duke	5 3	167	N	Central Mich.	6 11
				38	H	North Carolina	14 5	80	A	Duke	0 8	169	A	Col. of Charleston	4 10
				38	H	North Carolina	2 6	87	N	Purdue	9 13	213	A	Saint Francis (PA)	3 11
				38	H	North Carolina	5 11	88	N	Nicholls St.	5 3	213	A	Saint Francis (PA)	6 4
				39	N	Wisconsin	0 8	88	N	Nicholls St.	0 5				
				39	N	Wisconsin	0 8	94	N	Coastal Caro.	3 11				
				44	H	Ohio St.	2 5	94	N	Coastal Caro.	0 5				
				47	A	UCF	0 2	97	N	Nebraska	2 16				
				47	A	UCF	1 9	97	N	Nebraska	1 14				
				48	A	Liberty	1 4								
<hr/>															
LAST 10 GAMES															
				213	A	Saint Francis (PA)	3 11	97	N	Nebraska	1 14				
				213	A	Saint Francis (PA)	6 4	79	A	Georgia Tech	9 18				
				38	H	North Carolina	14 5	79	A	Georgia Tech	4 6				
				38	H	North Carolina	2 6	79	A	Georgia Tech	2 5				
				133	A	Virginia	4 7	34	N	Oregon	3 4				

Non-Div. I Games:

Pittsburgh

[illegible]

Non-Div. I Games:

Charleston So.

RPI	S	Opponent	Score	
264	A	Presbyterian	8	3
265	N	Cleveland St.	5	4
293	H	UMES	5	1
293	H	UMES	10	2

Charleston So.

C
h
a
r
l
e
s
t
o
n
S
o
.

C
h
a
r
l
e
s
t
o
n
S
o
.

[illegible]

Non-Div. I Games:

California Baptist

RPI	S	Opponent	Score	
239	A	CSU Bakersfield	6	4
239	A	CSU Bakersfield	0	1
241	N	Northern Colo.	1	6
280	H	Southern Utah	8	7
280	H	Southern Utah	9	0

California Baptist
p
t
i
s
t

C
a
l
i
f
o
r
n
i
a
B
a
p
t
i
s
t

Average RPI Win: 240		WON-LOST	WINNING	LAST 10	STRENGTH OF		OPP. STRENGTH	TEAM	ADJ	CONF.	ADJ CONF.				
Average RPI Loss: 133		RECORD	PCT. RANK	GAMES	SCHEDULE		OF SCHEDULE	RPI	RPI	RPI	RPI				
DIV. I ONLY		12-17-0	.41379	192	6-4-0		164	238	193	.45849	197	28	28		
DIV. I NON-CONF.		4-13-0	.23529	253	1-1-0		157	118	236	.42952	234	28	28		
TOTALS		RPI 1-25	RPI 26-50		W-L RECORDS		RPI 51-100		RPI 101-150		RPI 150+				
12-17-0		0-1-0	0-6-0		OVERALL		0-1-0		1-0-0		11-9-0				
5-4-0		0-0-0	0-0-0		HOME		0-0-0		1-0-0		4-4-0				
5-6-0		0-0-0	0-4-0		AWAY		0-0-0		0-0-0		5-2-0				
2-7-0		0-1-0	0-2-0		NEUTRAL		0-1-0		0-0-0		2-3-0				
4-13-0		0-1-0	0-6-0		NON-CONFERENCE		0-1-0		1-0-0		3-5-0				
2-1-0		0-0-0	0-0-0		HOME		0-0-0		1-0-0		1-1-0				
0-5-0		0-0-0	0-0-		AWAY		0-0-0		0-0-0		0-1-0				
2-7-0		0-1-0	0-2-0		NEUTRAL		0-1-0		0-0-0		2-3-0				
8-4-0		0-0-0	0-0-0		CONFERENCE		0-0-0		0-0-0		8-4-0				
3-3-0		0-0-0	0-0-0		HOME		0-0-0		0-0-0		3-3-0				
5-1-0		0-0-0	0-0-0		AWAY		0-0-0		0-0-0		5-1-0				
0-0-0		0-0-0	0-0-0		NEUTRAL		0-0-0		0-0-0		0-0-0				
RPI S	Opponent	Score		RPI S	Opponent	Score		RPI S	Opponent	Score		RPI S	Opponent	Score	
5	N Texas	2	15	32	A Arizona St.	5	20	93	N North Florida	1	9	140	H Towson	8	0
				32	A Arizona St.	5	14					160	N Bucknell	0	3
				39	N Wisconsin	1	4					173	N Valparaiso	0	7
				39	N Wisconsin	2	11					188	H Columbia	4	5
				47	A UCF	1	8					188	H Columbia	1	2
				48	A Liberty	0	12					188	H Columbia	11	5
												189	A Stetson	1	7
												221	N Butler	6	4
												223	A Penn	1	0
												223	A Penn	5	14
												223	A Penn	5	2
												254	N Buffalo	4	9
												255	N Wright St.	8	0
												258	H Yale	1	4
												258	H Yale	8	0
												258	H Yale	2	0
												275	A Brown	6	1
												275	A Brown	6	0
												275	A Brown	1	0
												287	H Rider	1	3
												287	H Rider	9	1
				LAST 10 GAMES											
				223	A Penn	5	14	173	N Valparaiso	0	7				
				223	A Penn	1	0	189	A Stetson	1	7				
				188	H Columbia	11	5	275	A Brown	6	0				
				258	H Yale	8	0	188	H Columbia	4	5				
				48	A Liberty	0	12	258	H Yale	1	4				

Non-Div. I Games:

Princeton

Average RPI Win: 217		WON-LOST	WINNING	LAST 10	STRENGTH OF	OPP. STRENGTH	TEAM	ADJ	CONF.	ADJ CONF.					
Average RPI Loss: 153		RECORD	PCT. RANK	GAMES	SCHEDULE	OF SCHEDULE	RPI	RPI	RPI	RPI					
DIV. I ONLY		17-19-2	.47368	155	2-8-0	220	230	198	.458	198	14	15			
DIV. I NON-CONF.		14-13-2	.51724	131	1-2-0	223	253	184	.47122	187	15	15			
<hr/>															
TOTALS		RPI 1-25	RPI 26-50		W-L RECORDS		RPI 51-100		RPI 101-150		RPI 150+				
17-19-2	0-0-0	0-1-0		OVERALL		0-4-0		0-3-0		17-11-2					
2-6-0	0-0-0	0-0-0		HOME		0-1-0		0-0-0		2-5-0					
8-10-1	0-0-0	0-0-0		AWAY		0-3-0		0-3-0		8-4-1					
7-3-1	0-0-0	0-1-0		NEUTRAL		0-0-0		0-0-0		7-2-1					
<hr/>															
14-13-2	0-0-0	0-1-0		NON-CONFERENCE		0-4-0		0-0-0		14-8-2					
2-3-0	0-0-0	0-0-0		HOME		0-1-0		0-0-0		2-2-0					
5-7-1	0-0-0	0-0-		AWAY		0-3-0		0-0-0		5-4-1					
7-3-1	0-0-0	0-1-0		NEUTRAL		0-0-0		0-0-0		7-2-1					
<hr/>															
3-6-0	0-0-0	0-0-0		CONFERENCE		0-0-0		0-3-0		3-3-0					
0-3-0	0-0-0	0-0-0		HOME		0-0-0		0-0-0		0-3-0					
3-3-0	0-0-0	0-0-0		AWAY		0-0-0		0-3-0		3-0-0					
0-0-0	0-0-0	0-0-0		NEUTRAL		0-0-0		0-0-0		0-0-0					
<hr/>															
RPI	S	Opponent	Score	RPI	S	Opponent	Score	RPI	S	Opponent	Score	RPI	S	Opponent	Score
				27	N	Virginia Tech	3 8	64	A	USC Upstate	0 8	131	A	Samford	0 8
								64	A	USC Upstate	0 3	131	A	Samford	5 7
								92	A	Appalachian St.	1 7	131	A	Samford	2 10
								92	H	Appalachian St.	0 5	166	A	Radford	2 3
												166	A	Radford	4 3
												175	H	Mercer	4 5
												175	H	Mercer	1 3
												175	H	Mercer	2 5
												176	A	Gardner-Webb	17 1
												176	A	Gardner-Webb	4 5
												182	A	Tennessee Tech	1 0
												182	A	Tennessee Tech	0 2
												195	A	Charleston So.	4 3
												195	A	Charleston So.	12 0
												204	A	Tennessee St.	3 4
												208	N	Marist	12 10
												212	N	Bowling Green	0 3
												213	N	Saint Francis (PA)	15 6
												213	N	Saint Francis (PA)	10 16
												215	N	Portland St.	6 5
												218	A	Western Caro.	7 5
												218	A	Western Caro.	11 9
												218	A	Western Caro.	2 1
												225	N	Detroit Mercy	2 1
												225	N	Detroit Mercy	1 0
												244	H	Evansville	5 1
												244	H	Evansville	1 2
LAST 10 GAMES															
				244	H	Evansville	1 2	175	H	Mercer	1 3	218	A	Western Caro.	2 1
				244	H	Evansville	5 1	166	A	Radford	2 3	225	N	Detroit Mercy	2 1
				204	A	Tennessee St.	3 4	218	A	Western Caro.	11 9	225	N	Detroit Mercy	1 0
				208	N	Marist	12 10	182	A	Tennessee Tech	1 0	244	H	Evansville	5 1
				131	A	Samford	0 8	64	A	USC Upstate	0 3	244	H	Evansville	1 2

Non-Div. I Games:

ETSU

RPI	S	Opponent	Score	
244	H	Evansville	5	6
247	H	Siena	11	5
264	A	Presbyterian	9	9
269	N	Akron	9	2
269	N	Akron	6	6
279	N	Morgan St.	13	0

ETSU

Average RPI Win: 222		WON-LOST RECORD		WINNING PCT. RANK		LAST 10 GAMES		STRENGTH OF SCHEDULE		OPP. STRENGTH OF SCHEDULE		TEAM RPI		ADJ RPI		CONF. RPI		ADJ CONF. RPI	
DIV. I ONLY		14-25-0		.35897 224		0-10-0		154		189		202		.45755 199		21		22	
DIV. I NON-CONF.		14-19-0		.42424 183		0-4-0		142		195		176		.47798 174		22		21	
TOTALS		RPI 1-25		RPI 26-50		W-L RECORDS		RPI 51-100		RPI 101-150		RPI 150+							
14-25-0		0-1-0		0-7-0		OVERALL		0-6-0		1-3-0		13-8-0							
11-9-0		0-0-0		0-4-0		HOME		0-0-0		0-3-0		11-2-0							
0-11-0		0-0-0		0-2-0		AWAY		0-6-0		0-0-0		0-3-0							
3-5-0		0-1-0		0-1-0		NEUTRAL		0-0-0		1-0-0		2-3-0							
14-19-0		0-1-0		0-7-0		NON-CONFERENCE		0-3-0		1-3-0		13-5-0							
11-9-0		0-0-0		0-4-0		HOME		0-0-0		0-3-0		11-2-0							
0-5-0		0-0-0		0-0-		AWAY		0-3-0		0-0-0		0-0-0							
3-5-0		0-1-0		0-1-0		NEUTRAL		0-0-0		1-0-0		2-3-0							
0-6-0		0-0-0		0-0-0		CONFERENCE		0-3-0		0-0-0		0-3-0							
0-0-0		0-0-0		0-0-0		HOME		0-0-0		0-0-0		0-0-0							
0-6-0		0-0-0		0-0-0		AWAY		0-3-0		0-0-0		0-3-0							
0-0-0		0-0-0		0-0-0		NEUTRAL		0-0-0		0-0-0		0-0-0							
RPI	S	Opponent		Score		RPI	S	Opponent		Score		RPI	S	Opponent		Score			
12	N	Northwestern		0 7		26	A	Stanford		1 6		56	A	Fresno St.		2 6			
						28	H	Boise St.		4 9		61	A	Cal St. Fullerton		0 8			
						31	N	Colorado St.		0 10		65	A	California		1 5			
						34	H	Oregon		0 5		75	A	BYU		2 10			
						46	H	Oregon St.		3 12		75	A	BYU		8 11			
						46	H	Oregon St.		0 8		75	A	BYU		1 11			
						50	A	San Jose St.		4 5									
						LAST 10 GAMES													
						46	H	Oregon St.		3 12		232	H	North Dakota		2 0			
						215	N	Portland St.		0 7		160	H	Bucknell		3 2			
						287	H	Rider		11 1		208	H	Marist		6 11			
						191	A	San Diego		3 12		75	A	BYU		1 11			
						75	A	BYU		8 11		75	A	BYU		2 10			

Non-Div. I Games:

Pacific

[illegible]

Non-Div. I Games:

Indiana St.

Average RPI Win:		201	WON-LOST		WINNING		LAST 10		STRENGTH OF		OPP. STRENGTH		TEAM		ADJ		CONF.		ADJ CONF.	
Average RPI Loss:		114	RECORD		PCT. RANK		GAMES		SCHEDULE		OF SCHEDULE		RPI		RPI		RPI		RPI	
DIV. I ONLY			14-26-0		.35	230	5-5-0		151		170		203		.45604	201	24		24	
DIV. I NON-CONF.			10-21-0		.32258	231	1-0-0		116		151		201		.46093	202	24		23	
TOTALS		RPI 1-25		RPI 26-50		W-L RECORDS		RPI 51-100		RPI 101-150		RPI 150+								
14-26-0		0-1-0		0-5-0		OVERALL		0-7-0		3-5-0		11-8-0								
9-4-0		0-0-0		0-0-0		HOME		0-1-0		3-0-0		6-3-0								
1-10-0		0-0-0		0-3-0		AWAY		0-3-0		0-4-0		1-0-0								
4-12-0		0-1-0		0-2-0		NEUTRAL		0-3-0		0-1-0		4-5-0								
10-21-0		0-1-0		0-5-0		NON-CONFERENCE		0-7-0		3-2-0		7-6-0								
5-2-0		0-0-0		0-0-0		HOME		0-1-0		3-0-0		2-1-0								
1-7-0		0-0-0		0-0-		AWAY		0-3-0		0-1-0		1-0-0								
4-12-0		0-1-0		0-2-0		NEUTRAL		0-3-0		0-1-0		4-5-0								
4-5-0		0-0-0		0-0-0		CONFERENCE		0-0-0		0-3-0		4-2-0								
4-2-0		0-0-0		0-0-0		HOME		0-0-0		0-0-0		4-2-0								
0-3-0		0-0-0		0-0-0		AWAY		0-0-0		0-3-0		0-0-0								
0-0-0		0-0-0		0-0-0		NEUTRAL		0-0-0		0-0-0		0-0-0								
RPI	S	Opponent			Score		RPI	S	Opponent			Score		RPI	S	Opponent			Score	
12	N	Northwestern			0 4		26	A	Stanford			3 7		56	A	Fresno St.			0 8	
							26	A	Stanford			0 8		56	A	Fresno St.			0 6	
							45	N	North Dakota St.			2 5		70	N	Texas St.			3 11	
							50	A	San Jose St.			2 4		70	N	Texas St.			5 7	
							50	N	San Jose St.			5 6		73	N	Bradley			6 7	
														86	A	UC Davis			1 2	
														86	H	UC Davis			4 10	

Average RPI Win: 223		WON-LOST RECORD	WINNING PCT. RANK	LAST 10 GAMES	STRENGTH OF SCHEDULE	OPP. STRENGTH OF SCHEDULE	TEAM RPI	ADJ RPI	CONF. RPI	ADJ CONF. RPI		
Average RPI Loss: 169												
DIV. I ONLY		25-18-0	.5814	99	5-5-0	266	241	194	.45586	202	16	14
DIV. I NON-CONF.		20-11-0	.64516	72	1-1-0	287	260	193	.46289	199	18	17
<hr/>												
TOTALS		RPI 1-25		RPI 26-50		W-L RECORDS		RPI 51-100		RPI 101-150		RPI 150+
25-18-0		0-0-0		0-0-0		OVERALL		1-5-0		3-2-0		21-11-0
6-6-0		0-0-0		0-0-0		HOME		1-2-0		1-1-0		4-3-0
7-8-0		0-0-0		0-0-0		AWAY		0-0-0		2-1-0		5-7-0
12-4-0		0-0-0		0-0-0		NEUTRAL		0-3-0		0-0-0		12-1-0
20-11-0		0-0-0		0-0-0		NON-CONFERENCE		0-3-0		3-2-0		17-6-0
3-3-0		0-0-0		0-0-0		HOME		0-0-0		1-1-0		2-2-0
5-4-0		0-0-0		0-0-		AWAY		0-0-0		2-1-0		3-3-0
12-4-0		0-0-0		0-0-0		NEUTRAL		0-3-0		0-0-0		12-1-0
5-7-0		0-0-0		0-0-0		CONFERENCE		1-2-0		0-0-0		4-5-0
3-3-0		0-0-0		0-0-0		HOME		1-2-0		0-0-0		2-1-0
2-4-0		0-0-0		0-0-0		AWAY		0-0-0		0-0-0		2-4-0
0-0-0		0-0-0		0-0-0		NEUTRAL		0-0-0		0-0-0		0-0-0
RPI	S	Opponent	Score	RPI	S	Opponent	Score	RPI	S	Opponent	Score	
								58	N	Southeast Mo. St.	2	8
								58	N	Southeast Mo. St.	2	8
								66	H	Seattle U	7	5
								66	H	Seattle U	3	6
								66	H	Seattle U	3	5
								77	N	DePaul	1	2

Non-Div. I Games:

UMKC

RPI	S	Opponent	Score	
246	N	Mt. St. Mary's	7	1
259	A	Alabama St.	2	7
263	H	Omaha	8	0
264	N	Presbyterian	10	7
280	A	Southern Utah	9	6
280	A	Southern Utah	10	3
283	N	Morehead St.	9	2
289	A	Howard	3	4
289	N	Howard	7	0
295	N	Grambling	7	0

UMKC

U
M
K
C

U
M
K
C

Average RPI Win: 215		WON-LOST RECORD	WINNING PCT. RANK	LAST 10 GAMES	STRENGTH OF SCHEDULE	OPP. STRENGTH OF SCHEDULE	TEAM RPI	ADJ RPI	CONF. RPI	ADJ CONF. RPI	
Average RPI Loss: 162											
DIV. I ONLY		21-20-0	.5122 138	6-4-0	237	243	197	.4553 203	26	26	
DIV. I NON-CONF.		13-16-0	.44828 169	3-1-0	218	245	207	.45455 208	26	26	
<hr/>											
TOTALS		RPI 1-25	RPI 26-50		W-L RECORDS		RPI 51-100		RPI 101-150		RPI 150+
21-20-0		0-0-0	0-2-0		OVERALL		0-2-0		4-4-0		17-12-0
5-1-0		0-0-0	0-0-0		HOME		0-0-0		0-0-0		5-1-0
9-11-0		0-0-0	0-2-0		AWAY		0-1-0		2-2-0		7-6-0
7-8-0		0-0-0	0-0-0		NEUTRAL		0-1-0		2-2-0		5-5-0
<hr/>											
13-16-0		0-0-0	0-2-0		NON-CONFERENCE		0-2-0		4-4-0		9-8-0
2-0-0		0-0-0	0-0-0		HOME		0-0-0		0-0-0		2-0-0
4-8-0		0-0-0	0-0-		AWAY		0-1-0		2-2-0		2-3-0
7-8-0		0-0-0	0-0-0		NEUTRAL		0-1-0		2-2-0		5-5-0
<hr/>											
8-4-0		0-0-0	0-0-0		CONFERENCE		0-0-0		0-0-0		8-4-0
3-1-0		0-0-0	0-0-0		HOME		0-0-0		0-0-0		3-1-0
5-3-0		0-0-0	0-0-0		AWAY		0-0-0		0-0-0		5-3-0
0-0-0		0-0-0	0-0-0		NEUTRAL		0-0-0		0-0-0		0-0-0
<hr/>											
RPI	S	Opponent	Score	RPI	S	Opponent	Score	RPI	S	Opponent	Score
				31	A	Colorado St.	0 10	83	A	Miami (OH)	0 8
				31	A	Colorado St.	3 14	96	N	Syracuse	6 7
								101	N	Austin Peay	8 7
								101	N	Austin Peay	0 6
								104	A	Eastern Ky.	1 4
								104	A	Eastern Ky.	2 0
								110	A	Chattanooga	0 8
								120	A	Belmont	3 2
								150	N	South Dakota	4 3
								150	N	South Dakota	0 18
								152	N	Kennesaw St.	10 8
								157	N	Michigan St.	1 9
								157	N	Michigan St.	2 4
								178	N	Toledo	5 6
								185	A	Fordham	0 7
								185	A	Fordham	13 6
								185	A	Fordham	1 5
								195	A	Charleston So.	3 2
								195	A	Charleston So.	1 9
								200	N	Indiana St.	3 4
								207	H	George Mason	3 6
								207	H	George Mason	7 1
								207	H	George Mason	2 0
								212	N	Bowling Green	5 4
								230	A	Saint Louis	7 3
								230	A	Saint Louis	9 3
								233	H	Rhode Island	1 0
								248	N	Northern Ky.	3 1
								255	A	Wright St.	0 3

Non-Div. I Games:

Dayton

RPI	S	Opponent	Score	
255	A	Wright St.	8	2
255	A	Wright St.	5	7
256	N	Alabama A&M	8	3
267	N	Wagner	12	13
283	H	Morehead St.	8	1
283	H	Morehead St.	6	5
285	A	La Salle	14	8
285	A	La Salle	9	6
285	A	La Salle	7	8
293	N	UMES	14	0

Dayton

Average RPI Win:		212	WON-LOST RECORD		WINNING PCT. RANK		LAST 10 GAMES		STRENGTH OF SCHEDULE		OPP. STRENGTH OF SCHEDULE		TEAM RPI		ADJ RPI		CONF. RPI		ADJ CONF. RPI	
DIV. I ONLY			10-24-0		.29412 249		4-6-0		82		240		206		.45522 204		15		16	
DIV. I NON-CONF.			7-11-0		.38889 204		2-0-0		167		273		212		.45143 213		16		16	
TOTALS		RPI 1-25		RPI 26-50		W-L RECORDS		RPI 51-100		RPI 101-150		RPI 150+								
10-24-0		0-1-0		0-0-0		OVERALL		0-5-0		2-10-0		8-8-0								
5-14-0		0-0-0		0-0-0		HOME		0-3-0		1-4-0		4-7-0								
1-5-0		0-0-0		0-0-0		AWAY		0-0-0		1-5-0		0-0-0								
4-5-0		0-1-0		0-0-0		NEUTRAL		0-2-0		0-1-0		4-1-0								
7-11-0		0-1-0		0-0-0		NON-CONFERENCE		0-3-0		0-2-0		7-5-0								
3-6-0		0-0-0		0-0-0		HOME		0-1-0		0-1-0		3-4-0								
0-0-0		0-0-0		0-0-		AWAY		0-0-0		0-0-0		0-0-0								
4-5-0		0-1-0		0-0-0		NEUTRAL		0-2-0		0-1-0		4-1-0								
3-13-0		0-0-0		0-0-0		CONFERENCE		0-2-0		2-8-0		1-3-0								
2-8-0		0-0-0		0-0-0		HOME		0-2-0		1-3-0		1-3-0								
1-5-0		0-0-0		0-0-0		AWAY		0-0-0		1-5-0		0-0-0								
0-0-0		0-0-0		0-0-0		NEUTRAL		0-0-0		0-0-0		0-0-0								
RPI	S	Opponent		Score		RPI	S	Opponent		Score		RPI	S	Opponent		Score				
16	N	Auburn		4 11																
								58 H Southeast Mo. St.		1 11				101 A Austin Peay		1 4				
								58 H Southeast Mo. St.		0 8				101 A Austin Peay		1 9				
								59 N Western Ky.		0 5				102 H Jacksonville St.		0 8				
								63 N Louisiana Tech		4 5				102 H Jacksonville St.		2 4				
								92 H Appalachian St.		9 10				104 H Eastern Ky.		0 2				
														104 H Eastern Ky.		1 0				
														113 H Middle Tenn.		2 9				
														117 A Murray St.		1 7				
														117 A Murray St.		2 1				
														120 A Belmont		5 10				
														120 A Belmont		1 9				
														121 N South Alabama		1 9				
														170 N Florida A&M		4 3				
														180 H UT Martin		2 6				
														180 H UT Martin		0 5				
														182 H Tennessee Tech		3 2				
														182 H Tennessee Tech		5 11				
														198 H ETSU		4 3				
														208 H Marist		2 6				
														215 H Portland St.		4 5				
														216 N Prairie View		1 4				
														243 H Maine		3 9				
														243 H Maine		1 6				
								102 H Jacksonville St.		2 4				256 H Alabama A&M		10 2				
								102 H Jacksonville St.		0 8				256 H Alabama A&M		9 4				
								291 N Delaware St.		8 7				259 N Alabama St.		4 1				
								288 N Savannah St.		9 4				288 N Savannah St.						
								92 H Appalachian St.		9 10										
LAST 10 GAMES																				
								102 H Jacksonville St.		2 4				198 H ETSU		4 3				
								102 H Jacksonville St.		0 8				215 H Portland St.		4 5				
								291 N Delaware St.		8 7				101 A Austin Peay		1 4				
								288 N Savannah St.		9 4				104 H Eastern Ky.		0 2				
								92 H Appalachian St.		9 10				180 H UT Martin		0 5				
														288 N Savannah St.		9 4				

Non-Div. I Games:

Tennessee St.

RPI	S	Opponent	Score	
291	N	Delaware St.	8	7

Tennessee St.

T
e
n
n
e
s
s
e
e
s
t
.

T
e
n
n
e
s
s
e
e
s
t
.

I
d
a
h
o
s
t
.

Idaho St.

Average RPI Win:		161	WON-LOST RECORD		WINNING PCT. RANK		LAST 10 GAMES		STRENGTH OF SCHEDULE		OPP. STRENGTH OF SCHEDULE		TEAM RPI		ADJ RPI		CONF. RPI		ADJ CONF. RPI		
DIV. I ONLY			7-33-0		.175	283	1-9-0		35		178		209		.45445		206	13		12	
DIV. I NON-CONF.			6-25-0		.19355	265	0-1-0		71		131		226		.44407		221	12		12	
TOTALS		RPI 1-25		RPI 26-50		W-L RECORDS		RPI 51-100		RPI 101-150		RPI 150+									
7-33-0		0-4-0		0-2-0		OVERALL		2-12-0		1-6-0		4-9-0									
2-8-0		0-0-0		0-0-0		HOME		1-6-0		0-1-0		1-1-0									
1-11-0		0-1-0		0-0-0		AWAY		0-4-0		1-3-0		0-3-0									
4-14-0		0-3-0		0-2-0		NEUTRAL		1-2-0		0-2-0		3-5-0									
6-25-0		0-4-0		0-2-0		NON-CONFERENCE		1-7-0		1-3-0		4-9-0									
1-3-0		0-0-0		0-0-0		HOME		0-1-0		0-1-0		1-1-0									
1-8-0		0-1-0		0-0-		AWAY		0-4-0		1-0-0		0-3-0									
4-14-0		0-3-0		0-2-0		NEUTRAL		1-2-0		0-2-0		3-5-0									
1-8-0		0-0-0		0-0-0		CONFERENCE		1-5-0		0-3-0		0-0-0									
1-5-0		0-0-0		0-0-0		HOME		1-5-0		0-0-0		0-0-0									
0-3-0		0-0-0		0-0-0		AWAY		0-0-0		0-3-0		0-0-0									
0-0-0		0-0-0		0-0-0		NEUTRAL		0-0-0		0-0-0		0-0-0									
RPI	S	Opponent		Score		RPI	S	Opponent		Score		RPI	S	Opponent		Score					
3	A	UCLA		0	6	34	N	Oregon		1	6	56	A	Fresno St.		1	3				
4	N	Oklahoma		0	8	43	N	Illinois		2	11	56	A	Fresno St.		2	6				
4	N	Oklahoma		1	12							61	H	Cal St. Fullerton		1	3				
7	N	Arizona		1	9							61	H	Cal St. Fullerton		2	6				
												61	H	Cal St. Fullerton		0	1				
												62	N	Grand Canyon		1	3				
												62	N	Grand Canyon		4	1				
												65	H	California		0	11				
												68	A	Loyola Marymount		2	3				
												75	N	BYU		2	3				
												86	H	UC Davis		3	1				
												86	H	UC Davis		0	3				
												86	H	UC Davis		0	9				
												100	A	San Diego St.		0	1				

Non-Div. I Games:

UC Santa Barbara

Average RPI Win:	209	WON-LOST	WINNING	LAST 10	STRENGTH OF	OPP. STRENGTH	TEAM	ADJ	CONF.	ADJ CONF.							
Average RPI Loss:	161	RECORD	PCT. RANK	GAMES	SCHEDULE	OF SCHEDULE	RPI	RPI	RPI	RPI							
DIV. I ONLY		16-21-0	.43243	185	5-5-0	209	227	210	.45311	207	26	26					
DIV. I NON-CONF.		12-13-0	.48	147	2-0-0	233	224	199	.46391	198	26	26					
<hr/>																	
TOTALS		RPI 1-25		RPI 26-50		W-L RECORDS		RPI 51-100		RPI 101-150		RPI 150+					
16-21-0		0-1-0		0-2-0		OVERALL		0-1-0		5-5-0		11-12-0					
10-10-0		0-0-0		0-0-0		HOME		0-1-0		3-2-0		7-7-0					
3-7-0		0-0-0		0-1-0		AWAY		0-0-0		1-2-0		2-4-0					
3-4-0		0-1-0		0-1-0		NEUTRAL		0-0-0		1-1-0		2-1-0					
12-13-0		0-1-0		0-2-0		NON-CONFERENCE		0-1-0		4-3-0		8-6-0					
9-8-0		0-0-0		0-0-0		HOME		0-1-0		3-2-0		6-5-0					
0-1-0		0-0-0		0-0-		AWAY		0-0-0		0-0-0		0-0-0					
3-4-0		0-1-0		0-1-0		NEUTRAL		0-0-0		1-1-0		2-1-0					
4-8-0		0-0-0		0-0-0		CONFERENCE		0-0-0		1-2-0		3-6-0					
1-2-0		0-0-0		0-0-0		HOME		0-0-0		0-0-0		1-2-0					
3-6-0		0-0-0		0-0-0		AWAY		0-0-0		1-2-0		2-4-0					
0-0-0		0-0-0		0-0-0		NEUTRAL		0-0-0		0-0-0		0-0-0					
RPI	S	Opponent		Score		RPI	S	Opponent		Score		RPI	S	Opponent		Score	
14	N	Ole Miss		0 8		44	N	Ohio St.		0 7		81	H	Marshall		4 5	
						47	A	UCF		0 7							
														115 H Albany (NY)		2 7	
														117 N Murray St.		6 3	
														119 H East Carolina		2 7	
														119 H East Carolina		4 3	
														140 H Towson		1 0	
														140 H Towson		9 3	
														143 A Saint Joseph's		3 5	
														143 A Saint Joseph's		0 4	
														143 A Saint Joseph's		3 0	
														150 N South Dakota		7 9	
														164 H Monmouth		2 4	
														181 H Colgate		2 5	
														185 H Fordham		6 5	
														185 H Fordham		1 3	
														185 H Fordham		4 5	
														203 A Dayton		0 2	
														203 A Dayton		1 7	
														203 A Dayton		6 3	
														211 N Central Ark.		5 3	
														213 H Saint Francis (PA)		6 5	
														213 H Saint Francis (PA)		8 12	
														221 N Butler		2 1	
														226 H Sacred Heart		1 5	
														226 H Sacred Heart		0 2	
														233 A Rhode Island		2 3	
														233 A Rhode Island		2 1	
														233 A Rhode Island		0 1	
				</													

RPI	S	Opponent	Score	
269	N	Akron	3	9
274	H	Lafayette	1	0
274	H	Lafayette	3	0
286	H	Cornell	6	1
290	H	Coppin St.	6	0
290	H	Coppin St.	3	1

G
e
o
r
g
e
M
a
s
o
n

G
e
o
r
g
e
M
a
s
o
n

George Mason

Average RPI Win: 247		WON-LOST RECORD	WINNING PCT. RANK	LAST 10 GAMES	STRENGTH OF SCHEDULE	OPP. STRENGTH OF SCHEDULE	TEAM RPI	ADJ RPI	CONF. RPI	ADJ CONF. RPI		
Average RPI Loss: 168												
DIV. I ONLY		23-18-0	.56098 113	7-3-0	260	264	207	.45254 208	30	30		
DIV. I NON-CONF.		14-16-0	.46667 155	2-2-0	261	251	223	.44179 226	30	30		
<hr/>												
TOTALS		RPI 1-25		RPI 26-50		W-L RECORDS		RPI 51-100		RPI 101-150		RPI 150+
23-18-0		0-0-0		0-0-0		OVERALL		0-4-0		0-5-0		23-9-0
5-3-0		0-0-0		0-0-0		HOME		0-0-0		0-0-0		5-3-0
14-10-0		0-0-0		0-0-0		AWAY		0-3-0		0-4-0		14-3-0
4-5-0		0-0-0		0-0-0		NEUTRAL		0-1-0		0-1-0		4-3-0
14-16-0		0-0-0		0-0-0		NON-CONFERENCE		0-4-0		0-5-0		14-7-0
1-1-0		0-0-0		0-0-0		HOME		0-0-0		0-0-0		1-1-0
9-10-0		0-0-0		0-0-		AWAY		0-3-0		0-4-0		9-3-0
4-5-0		0-0-0		0-0-0		NEUTRAL		0-1-0		0-1-0		4-3-0
9-2-0		0-0-0		0-0-0		CONFERENCE		0-0-0		0-0-0		9-2-0
4-2-0		0-0-0		0-0-0		HOME		0-0-0		0-0-0		4-2-0
5-0-0		0-0-0		0-0-0		AWAY		0-0-0		0-0-0		5-0-0
0-0-0		0-0-0		0-0-0		NEUTRAL		0-0-0		0-0-0		0-0-0
RPI	S	Opponent	Score	RPI	S	Opponent	Score	RPI	S	Opponent	Score	
						72 N NC State	0 3			125 N North Ala.	0 9	
						86 A UC Davis	0 4			128 A Sacramento St.	1 9	
						86 A UC Davis	0 3			128 A Sacramento St.	2 6	
						86 A UC Davis	0 6			139 A Nevada	2 4	
										139 A Nevada	2 8	
										169 A Col. of Charleston	0 8	
										184 A Seton Hall	8 1	
										198 N ETSU	10 12	
										199 A Pacific	5 3	
										199 A Pacific	11 6	
										204 A Tennessee St.	6 2	
										215 N Portland St.	1 6	
										227 N Youngstown St.	2 0	
										228 N Bryant	3 1	
										233 N Rhode Island	2 5	
										234 A Army West Point	0 6	
										234 A Army West Point	5 1	
										236 H Fairfield	5 1	
										236 H Fairfield	8 2	
										242 A Saint Mary's (CA)	1 3	
										242 A Saint Mary's (CA)	7 0	
										247 H Siena	6 0	
										247 H Siena	3 5	
										250 H Iona	3 5	
										250 H Iona	1 0	
										252 H Hartford	2 4	
										252 H Hartford	3 1	
LAST 10 GAMES												
						252 H Hartford	2 4			198 N ETSU	10 12	
						252 H Hartford	3 1			184 A Seton Hall	8 1	
						277 A Holy Cross	5 1			294 A Saint Peter's	13 3	
						277 A Holy Cross	5 1			139 A Nevada	2 4	
						215 N Portland St.	1 6			139 A Nevada	2 8	

Non-Div. I Games:

Marist

RPI	S	Opponent	Score
253	A	Manhattan	10 1
253	A	Manhattan	4 0
261	A	Santa Clara	5 2
270	N	Fairleigh Dickinson	7 6
270	N	Fairleigh Dickinson	1 0
277	A	Holy Cross	5 1
277	A	Holy Cross	5 1
294	A	Saint Peter's	12 1
294	A	Saint Peter's	6 0
294	A	Saint Peter's	13 3

Marist

Average RPI Win:	210	WON-LOST RECORD	WINNING PCT. RANK	LAST 10 GAMES	STRENGTH OF SCHEDULE	OPP. STRENGTH OF SCHEDULE	TEAM RPI	ADJ RPI	CONF. RPI	ADJ CONF. RPI		
DIV. I ONLY		12-22-0	.35294	227	5-5-0	180	145	214	.45216	209	16	14
DIV. I NON-CONF.		8-14-0	.36364	220	1-0-0	279	135	250	.42404	241	18	17
<hr/>												
TOTALS	RPI 1-25	RPI 26-50		W-L RECORDS		RPI 51-100		RPI 101-150		RPI 150+		
12-22-0	0-0-0	0-3-0		OVERALL		0-11-0		2-2-0		10-6-0		
3-5-0	0-0-0	0-0-0		HOME		0-5-0		0-0-0		3-0-0		
5-11-0	0-0-0	0-2-0		AWAY		0-3-0		2-2-0		3-4-0		
4-6-0	0-0-0	0-1-0		NEUTRAL		0-3-0		0-0-0		4-2-0		
<hr/>												
8-14-0	0-0-0	0-3-0		NON-CONFERENCE		0-5-0		1-0-0		7-6-0		
0-2-0	0-0-0	0-0-0		HOME		0-2-0		0-0-0		0-0-0		
4-6-0	0-0-0	0-0-		AWAY		0-0-0		1-0-0		3-4-0		
4-6-0	0-0-0	0-1-0		NEUTRAL		0-3-0		0-0-0		4-2-0		
<hr/>												
4-8-0	0-0-0	0-0-0		CONFERENCE		0-6-0		1-2-0		3-0-0		
3-3-0	0-0-0	0-0-0		HOME		0-3-0		0-0-0		3-0-0		
1-5-0	0-0-0	0-0-0		AWAY		0-3-0		1-2-0		0-0-0		
0-0-0	0-0-0	0-0-0		NEUTRAL		0-0-0		0-0-0		0-0-0		
<hr/>												
RPI	S	Opponent	Score	RPI	S	Opponent	Score	RPI	S	Opponent	Score	
				29	N	Notre Dame	0 16	62	A	Grand Canyon	4 8	
				37	A	UNLV	0 8	62	A	Grand Canyon	0 8	
				37	A	UNLV	0 2	62	A	Grand Canyon	0 2	
								66	H	Seattle U	1 12	
								66	H	Seattle U	1 11	
								66	H	Seattle U	1 4	
								69	N	Long Beach St.	10 16	
								75	H	BYU	1 10	
								75	H	BYU	5 6	
								83	N	Miami (OH)	2 5	
								83	N	Miami (OH)	3 5	

Non-Div. I Games:

Utah Valley

Average RPI Win:		163	WON-LOST RECORD		WINNING PCT. RANK		LAST 10 GAMES		STRENGTH OF SCHEDULE		OPP. STRENGTH OF SCHEDULE		TEAM RPI		ADJ RPI		CONF. RPI		ADJ CONF. RPI				
DIV. I ONLY			7-34-0		.17073 284		3-7-0		42		151		211		.4495 210		8		8				
DIV. I NON-CONF.			4-20-0		.16667 271		1-1-0		45		168		221		.44334 223		8		8				
TOTALS		RPI 1-25		RPI 26-50		W-L RECORDS		RPI 51-100		RPI 101-150		RPI 150+											
7-34-0		0-3-0		0-1-0		OVERALL		2-23-0		2-4-0		3-3-0											
1-9-0		0-0-0		0-0-0		HOME		0-7-0		1-1-0		0-1-0											
3-14-0		0-1-0		0-1-0		AWAY		2-11-0		0-1-0		1-0-0											
3-11-0		0-2-0		0-0-0		NEUTRAL		0-5-0		1-2-0		2-2-0											
4-20-0		0-3-0		0-1-0		NON-CONFERENCE		0-10-0		1-3-0		3-3-0											
0-2-0		0-0-0		0-0-0		HOME		0-1-0		0-0-0		0-1-0											
1-7-0		0-1-0		0-0-		AWAY		0-4-0		0-1-0		1-0-0											
3-11-0		0-2-0		0-0-0		NEUTRAL		0-5-0		1-2-0		2-2-0											
3-14-0		0-0-0		0-0-0		CONFERENCE		2-13-0		1-1-0		0-0-0											
1-7-0		0-0-0		0-0-0		HOME		0-6-0		1-1-0		0-0-0											
2-7-0		0-0-0		0-0-0		AWAY		2-7-0		0-0-0		0-0-0											
0-0-0		0-0-0		0-0-0		NEUTRAL		0-0-0		0-0-0		0-0-0											
RPI	S	Opponent		Score		RPI	S	Opponent		Score		RPI	S	Opponent		Score		RPI	S	Opponent		Score	
9	N	Minnesota		0	5	42	A	Houston		0	4	54	N	Missouri St.		1	4	101	N	Austin Peay		0	10
9	N	Minnesota		1	13							54	N	Missouri St.		2	11	101	N	Austin Peay		5	3
11	A	Alabama		1	5							54	N	Missouri St.		3	4	139	N	Nevada		2	3
												55	A	Troy		0	8	142	A	UAB		11	12
												55	A	Troy		4	1	149	H	Ga. Southern		1	9
												55	A	Troy		1	6	149	H	Ga. Southern		14	13
												58	N	Southeast Mo. St.		0	8	158	A	Southeastern La.		4	3
												63	A	Louisiana Tech		0	6	211	H	Central Ark.		3	7
												63	H	Louisiana Tech		5	10	255	N	Wright St.		7	10
												70	H	Texas St.		2	8	255	N	Wright St.		7	8
												70	H	Texas St.		0	2	290	N	Coppin St.		10	2
												70	H	Texas St.		1	2	292	N	Ark.-Pine Bluff		12	2
												85	A	McNeese		0	9						
												88	A	Nicholls St.		0	8						
												89	A	UT Arlington		7	11						
												89	A	UT Arlington		2	3						
												89	A	UT Arlington		7	8						
												91	N	Maryland		0	8						
												92	H	Appalachian St.		2	4						
												92	H	Appalachian St.		0	3						
LAST 10 GAMES																							
						89	A	UT Arlington		7	11												
						89	A	UT Arlington		2	3												
						149	H	Ga. Southern		1	9												
						149	H	Ga. Southern		14	13												
						94	A	Coastal Caro.		0	8												

Non-Div. I Games:

La.-Monroe

RPI	S	Opponent	Score
92	H	Appalachian St.	0 5
94	A	Coastal Caro.	5 7
94	A	Coastal Caro.	10 2
94	A	Coastal Caro.	0 8
95	A	SFA	0 4

94	A Coastal Caro.	10	2
94	A Coastal Caro.	5	7
70	H Texas St.	0	2
55	A Troy	4	1
55	A Troy	0	8

Average RPI Win:	230	WON-LOST RECORD	WINNING PCT. RANK	LAST 10 GAMES	STRENGTH OF SCHEDULE	OPP. STRENGTH OF SCHEDULE	TEAM RPI	ADJ RPI	CONF. RPI	ADJ CONF. RPI		
DIV. I ONLY		21-22-0	.48837	145	4-6-0	259	157	212	.44908	211	20	20
DIV. I NON-CONF.		14-11-0	.56	113	1-0-0	257	206	178	.47382	184	14	14
<hr/>												
TOTALS	RPI 1-25	RPI 26-50		W-L RECORDS		RPI 51-100		RPI 101-150		RPI 150+		
21-22-0	0-2-0	0-1-0		OVERALL		2-10-0		1-5-0		18-4-0		
8-13-0	0-2-0	0-1-0		HOME		1-7-0		0-2-0		7-1-0		
7-7-0	0-0-0	0-0-0		AWAY		1-3-0		0-2-0		6-2-0		
6-2-0	0-0-0	0-0-0		NEUTRAL		0-0-0		1-1-0		5-1-0		
14-11-0	0-2-0	0-1-0		NON-CONFERENCE		1-2-0		1-5-0		12-1-0		
5-7-0	0-2-0	0-1-0		HOME		0-2-0		0-2-0		5-0-0		
3-2-0	0-0-0	0-0-		AWAY		1-0-0		0-2-0		2-0-0		
6-2-0	0-0-0	0-0-0		NEUTRAL		0-0-0		1-1-0		5-1-0		
7-11-0	0-0-0	0-0-0		CONFERENCE		1-8-0		0-0-0		6-3-0		
3-6-0	0-0-0	0-0-0		HOME		1-5-0		0-0-0		2-1-0		
4-5-0	0-0-0	0-0-0		AWAY		0-3-0		0-0-0		4-2-0		
0-0-0	0-0-0	0-0-0		NEUTRAL		0-0-0		0-0-0		0-0-0		
RPI	S	Opponent	Score	RPI	S	Opponent	Score	RPI	S	Opponent	Score	
14	H	Ole Miss	3 18	30	H	Mississippi St.	3 4	53	A	Baylor	8 5	
17	H	Oklahoma St.	1 16					54	H	Missouri St.	4 6	
								58	H	Southeast Mo. St.	7 11	
								76	H	Sam Houston St.	1 3	
								76	H	Sam Houston St.	2 5	
								76	H	Sam Houston St.	2 10	
								85	A	McNeese	0 3	
								85	A	McNeese	1 4	
								85	A	McNeese	0 10	
								88	H	Nicholls St.	2 8	
								88	H	Nicholls St.	2 0	
								88	H	Nicholls St.	1 3	

Non-Div. I Games: Lyon

6 7

Central Ark.

RPI	S	Opponent	Score	
292	H	Ark.-Pine Bluff	3	2

Central Ark.

C
e
n
t
r
a
l
A
r
k
.

C
e
n
t
r
a
l
A
r
k
.

Average RPI Win:	224	WON-LOST RECORD	WINNING PCT. RANK	LAST 10 GAMES	STRENGTH OF SCHEDULE	OPP. STRENGTH OF SCHEDULE	TEAM RPI	ADJ RPI	CONF. RPI	ADJ CONF. RPI	
DIV. I ONLY		16-23-0	.41026 195	3-7-0	208	216	216	.44872 212	19	19	
DIV. I NON-CONF.		12-13-0	.48 147	0	262	225	214	.4515 212	17	18	
<hr/>											
TOTALS	RPI 1-25	RPI 26-50		W-L RECORDS		RPI 51-100		RPI 101-150		RPI 150+	
16-23-0	0-0-0	0-2-0		OVERALL		0-6-0		2-7-0		14-8-0	
4-5-0	0-0-0	0-0-0		HOME		0-2-0		0-0-0		4-3-0	
8-9-0	0-0-0	0-2-0		AWAY		0-2-0		2-4-0		6-1-0	
4-9-0	0-0-0	0-0-0		NEUTRAL		0-2-0		0-3-0		4-4-0	
<hr/>											
12-13-0	0-0-0	0-2-0		NON-CONFERENCE		0-3-0		0-3-0		12-5-0	
2-0-0	0-0-0	0-0-0		HOME		0-0-0		0-0-0		2-0-0	
6-4-0	0-0-0	0-0-		AWAY		0-1-0		0-0-0		6-1-0	
4-9-0	0-0-0	0-0-0		NEUTRAL		0-2-0		0-3-0		4-4-0	
<hr/>											
4-10-0	0-0-0	0-0-0		CONFERENCE		0-3-0		2-4-0		2-3-0	
2-5-0	0-0-0	0-0-0		HOME		0-2-0		0-0-0		2-3-0	
2-5-0	0-0-0	0-0-0		AWAY		0-1-0		2-4-0		0-0-0	
0-0-0	0-0-0	0-0-0		NEUTRAL		0-0-0		0-0-0		0-0-0	
<hr/>											
RPI S	Opponent	Score	RPI S	Opponent	Score	RPI S	Opponent	Score	RPI S	Opponent	Score
			35 A	Georgia	2 10	64 A	USC Upstate	2 4	107 A	Ohio	7 8
			35 A	Georgia	0 2	65 N	California	3 11	107 A	Ohio	2 7
						83 A	Miami (OH)	0 2	107 A	Ohio	10 15
						83 H	Miami (OH)	2 10	114 N	LIU Brooklyn	0 1
						83 H	Miami (OH)	2 7	123 A	Ball St.	1 2
						84 N	Elon	1 2	123 A	Ball St.	4 1
									123 A	Ball St.	5 4
									132 N	Boston U.	0 4
									132 N	Boston U.	3 9
									163 N	Western Ill.	0 8
									163 N	Western Ill.	3 4
									176 A	Gardner-Webb	7 4
									176 A	Gardner-Webb	5 4
									178 H	Toledo	4 13
									178 H	Toledo	3 2
									198 N	ETSU	3 0
									203 N	Dayton	4 5
									213 N	Saint Francis (PA)	7 12
									213 N	Saint Francis (PA)	8 7
									251 A	Purdue Fort Wayne	6 3
									251 A	Purdue Fort Wayne	5 1
			LAST 10 GAMES						254 H	Buffalo	10 2
			178 H	Toledo	4 13	284 N	St. Bonaventure	21 0	254 H	Buffalo	4 5
			178 H	Toledo	3 2	257 H	Oakland	8 4	254 H	Buffalo	9 11
			255 A	Wright St.	4 5	257 H	Oakland	6 5	255 A	Wright St.	4 5
			203 N	Dayton	4 5	163 N	Western Ill.	0 8	257 H	Oakland	8 4
			284 N	St. Bonaventure	10 2	65 N	California	3 11	257 H	Oakland	6 5

Non-Div. I Games:

Bowling Green

RPI	S	Opponent	Score	
283	A	Morehead St.	10	4
283	A	Morehead St.	9	2
284	N	St. Bonaventure	21	0
284	N	St. Bonaventure	10	2

Bowling Green

B
o
w
l
i
n
g
G
r
e
e
n

B
o
w
l
i
n
g
G
r
e
e
n

Average RPI Win:	213	WON-LOST	WINNING	LAST 10	STRENGTH OF	OPP. STRENGTH	TEAM	ADJ	CONF.	ADJ CONF.				
Average RPI Loss:	166	RECORD	PCT. RANK	GAMES	SCHEDULE	OF SCHEDULE	RPI	RPI	RPI	RPI				
DIV. I ONLY		20-26-0	.43478	184	5-5-0	225	228	218	.44861	213	27	27		
DIV. I NON-CONF.		13-21-0	.38235	209	1-1-0	213	208	218	.44808	216	27	29		
<hr/>														
TOTALS	RPI 1-25	RPI 26-50		W-L RECORDS		RPI 51-100		RPI 101-150		RPI 150+				
20-26-0	0-1-0	0-1-0		OVERALL		0-1-0		3-5-0		17-18-0				
4-4-0	0-0-0	0-0-0		HOME		0-0-0		0-0-0		4-4-0				
7-9-0	0-1-0	0-1-0		AWAY		0-0-0		1-2-0		6-5-0				
9-13-0	0-0-0	0-0-0		NEUTRAL		0-1-0		2-3-0		7-9-0				
13-21-0	0-1-0	0-1-0		NON-CONFERENCE		0-1-0		3-5-0		10-13-0				
1-1-0	0-0-0	0-0-0		HOME		0-0-0		0-0-0		1-1-0				
3-7-0	0-1-0	0-0-		AWAY		0-0-0		1-2-0		2-3-0				
9-13-0	0-0-0	0-0-0		NEUTRAL		0-1-0		2-3-0		7-9-0				
7-5-0	0-0-0	0-0-0		CONFERENCE		0-0-0		0-0-0		7-5-0				
3-3-0	0-0-0	0-0-0		HOME		0-0-0		0-0-0		3-3-0				
4-2-0	0-0-0	0-0-0		AWAY		0-0-0		0-0-0		4-2-0				
0-0-0	0-0-0	0-0-0		NEUTRAL		0-0-0		0-0-0		0-0-0				
<hr/>														
RPI	S	Opponent	Score		RPI	S	Opponent	Score		RPI	S	Opponent	Score	
11	A	Alabama	1	3	40	A	Indiana	6	13	87	N	Purdue	2	6
										107	N	Ohio	19	18
										107	N	Ohio	6	17
										108	N	Southern Miss.	1	0
										111	N	South Dakota St.	2	7
										119	A	East Carolina	5	7
										126	N	Providence	1	2
										149	A	Ga. Southern	10	1
										149	A	Ga. Southern	5	6
										153	A	Penn St.	7	8
										153	A	Penn St.	17	13
										157	N	Michigan St.	0	8
										157	N	Michigan St.	2	8
										159	N	Winthrop	5	4
										162	N	Villanova	0	7
										172	N	Western Mich.	8	10
176	A	Gardner-Webb	1	2										
178	N	Toledo	9	7										
178	N	Toledo	0	11										
180	N	UT Martin	1	3										
194	H	Pittsburgh	11	3										
194	H	Pittsburgh	4	6										
LAST 10 GAMES										198	N	ETSU	16	10
194	H	Pittsburgh	11	3	207	A	George Mason	5	6	198	N	ETSU	6	15
194	H	Pittsburgh	4	6	248	H	Robert Morris	4	12	207	A	George Mason	12	8
260	A	Central Conn. St.	12	6	153	A	Penn St.	17	13	207	A	George Mason	5	6
228	A	Bryant	5	4	267	H	Wagner	8	4	212	N	Bowling Green	7	8
228	A	Bryant	3	7	246	A	Mt. St. Mary's	10	7	212	N	Bowling Green	12	7

Non-Div. I Games:

Saint Francis (PA)

RPI	S	Opponent	Score	
226	H	Sacred Heart	1	3
226	H	Sacred Heart	2	4
228	A	Bryant	3	7
228	A	Bryant	5	4
234	N	Army West Point	1	9
246	A	Mt. St. Mary's	1	9
246	A	Mt. St. Mary's	10	7
248	H	Robert Morris	6	5
248	H	Robert Morris	4	12
260	A	Central Conn. St.	12	6
260	A	Central Conn. St.	12	1
265	N	Cleveland St.	5	0
265	N	Cleveland St.	9	3
267	H	Wagner	8	4
267	H	Wagner	6	4
288	N	Savannah St.	7	1

Saint Francis (PA)(
P
A
)

S
a
i
n
t
F
r
a
n
c
i
s
(
P
A
)

U
M
B
C

UMBC

RPI	S	Opponent	Score	
286	N	Cornell	10	0
290	H	Coppin St.	5	2
290	H	Coppin St.	11	3
291	H	Delaware St.	10	9
291	H	Delaware St.	2	0
293	H	UMES	10	1
293	H	UMES	11	3

UMBC

U
M
B
C

U
M
B
C

Average RPI Win:	190	WON-LOST RECORD	WINNING PCT. RANK	LAST 10 GAMES		STRENGTH OF SCHEDULE	OPP. STRENGTH OF SCHEDULE	TEAM RPI	ADJ RPI	CONF. RPI	ADJ CONF. RPI
Average RPI Loss:	123										
DIV. I ONLY		13-24-0	.35135 229	4-6-0		202	126	222	.44734 215	24	24
DIV. I NON-CONF.		11-18-0	.37931 212	2-3-0		123	114	177	.47918 171	24	23
TOTALS	RPI 1-25	RPI 26-50		W-L RECORDS		RPI 51-100		RPI 101-150		RPI 150+	
13-24-0	0-0-0	1-7-0		OVERALL		1-5-0		1-2-0		10-10-0	
2-5-0	0-0-0	0-4-0		HOME		0-0-0		0-0-0		2-1-0	
2-8-0	0-0-0	0-0-0		AWAY		0-2-0		0-0-0		2-6-0	
9-11-0	0-0-0	1-3-0		NEUTRAL		1-3-0		1-2-0		6-3-0	
11-18-0	0-0-0	1-7-0		NON-CONFERENCE		1-5-0		1-2-0		8-4-0	
0-4-0	0-0-0	0-4-0		HOME		0-0-0		0-0-0		0-0-0	
2-3-0	0-0-0	0-0-		AWAY		0-2-0		0-0-0		2-1-0	
9-11-0	0-0-0	1-3-0		NEUTRAL		1-3-0		1-2-0		6-3-0	
2-6-0	0-0-0	0-0-0		CONFERENCE		0-0-0		0-0-0		2-6-0	
2-1-0	0-0-0	0-0-0		HOME		0-0-0		0-0-0		2-1-0	
0-5-0	0-0-0	0-0-0		AWAY		0-0-0		0-0-0		0-5-0	
0-0-0	0-0-0	0-0-0		NEUTRAL		0-0-0		0-0-0		0-0-0	
RPI S	Opponent	Score	RPI S	Opponent	Score	RPI S	Opponent	Score	RPI S	Opponent	Score
			31 N	Colorado St.	0 7	51 N	Iowa St.	2 3	125 N	North Ala.	1 2
			37 N	UNLV	0 9	66 A	Seattle U	0 3	135 N	UC Riverside	6 5
			37 N	UNLV	5 3	66 A	Seattle U	1 7	135 N	UC Riverside	8 9
			44 H	Ohio St.	4 8	81 N	Marshall	4 7	168 N	Cal Poly	6 4
			44 H	Ohio St.	0 7	91 N	Maryland	9 12	168 N	Cal Poly	3 7
			45 N	North Dakota St.	1 2	91 N	Maryland	13 8	191 A	San Diego	2 3
			46 H	Oregon St.	2 4				191 A	San Diego	3 2
			46 H	Oregon St.	0 8				198 N	ETSU	5 6
									199 N	Pacific	7 0
									201 A	Montana	7 11
									201 A	Montana	4 7
									201 A	Montana	1 9
									204 A	Tennessee St.	5 4
									205 A	Idaho St.	6 7
									205 A	Idaho St.	1 2
									208 N	Marist	6 1
									232 N	North Dakota	6 3
									232 N	North Dakota	4 5
									241 H	Northern Colo.	4 0
									241 H	Northern Colo.	6 7
									241 H	Northern Colo.	3 0
			LAST 10 GAMES						261 N	Santa Clara	14 8
			261 N	Santa Clara	14 3	44 H	Ohio St.	0 7	261 N	Santa Clara	14 3
			208 N	Marist	6 1	46 H	Oregon St.	0 8			
			204 A	Tennessee St.	5 4	241 H	Northern Colo.	4 0			
			199 N	Pacific	7 0	205 A	Idaho St.	6 7			
			201 A	Montana	7 11	201 A	Montana	4 7			

Non-Div. I Games:

Portland St.

Average RPI Win:	245	WON-LOST	WINNING	LAST 10	STRENGTH OF	OPP. STRENGTH	TEAM	ADJ	CONF.	ADJ CONF.					
Average RPI Loss:	160	RECORD	PCT. RANK	GAMES	SCHEDULE	OF SCHEDULE	RPI	RPI	RPI	RPI					
DIV. I ONLY		20-11-0	.64516	62	6-4-0	292	251	219	.44718	216	31	31			
DIV. I NON-CONF.		11-8-0	.57895	102	1-2-0	293	154	211	.45256	211	31	31			
<hr/>															
TOTALS	RPI 1-25	RPI 26-50		W-L RECORDS		RPI 51-100		RPI 101-150		RPI 150+					
20-11-0	0-0-0	0-1-0		OVERALL		1-4-0		2-0-0		17-6-0					
8-3-0	0-0-0	0-0-0		HOME		0-1-0		0-0-0		8-2-0					
5-4-0	0-0-0	0-1-0		AWAY		0-1-0		0-0-0		5-2-0					
7-4-0	0-0-0	0-0-0		NEUTRAL		1-2-0		2-0-0		4-2-0					
<hr/>															
11-8-0	0-0-0	0-1-0		NON-CONFERENCE		1-4-0		2-0-0		8-3-0					
2-2-0	0-0-0	0-0-0		HOME		0-1-0		0-0-0		2-1-0					
2-3-0	0-0-0	0-0-		AWAY		0-1-0		0-0-0		2-1-0					
7-3-0	0-0-0	0-0-0		NEUTRAL		1-2-0		2-0-0		4-1-0					
<hr/>															
9-3-0	0-0-0	0-0-0		CONFERENCE		0-0-0		0-0-0		9-3-0					
6-1-0	0-0-0	0-0-0		HOME		0-0-0		0-0-0		6-1-0					
3-1-0	0-0-0	0-0-0		AWAY		0-0-0		0-0-0		3-1-0					
0-1-0	0-0-0	0-0-0		NEUTRAL		0-0-0		0-0-0		0-1-0					
<hr/>															
RPI	S	Opponent	Score	RPI	S	Opponent	Score	RPI	S	Opponent	Score	RPI	S	Opponent	Score
				41	A	Texas A&M	0 8	54	N	Missouri St.	2 6	136	N	UTSA	6 2
								78	N	Wichita St.	5 2	148	N	SIUE	8 6
								89	A	UT Arlington	1 2	158	A	Southeastern La.	0 7
								89	N	UT Arlington	0 10	204	N	Tennessee St.	4 1
								95	H	SFA	4 10	217	A	Texas Southern	8 9
												229	A	A&M-Corpus Christi	5 4
												229	A	A&M-Corpus Christi	3 2
												229	H	A&M-Corpus Christi	2 8
												229	H	A&M-Corpus Christi	13 4
												235	N	Abilene Christian	0 9
												259	N	Alabama St.	3 11
												262	A	Alcorn	9 7
												262	A	Alcorn	9 0
												262	A	Alcorn	3 1
												276	H	Jackson St.	11 1
												276	H	Jackson St.	8 1
												276	H	Jackson St.	9 3
												278	N	N.C. Central	13 2
												289	N	Howard	7 1
												291	H	Delaware St.	5 4
												291	N	Delaware St.	4 1
				LAST 10 GAMES								296	H	Southern U.	5 1
				296	H	Southern U.	0 2	291	N	Delaware St.	4 1	296	H	Southern U.	4 3
				296	H	Southern U.	8 0	89	A	UT Arlington	1 2	296	H	Southern U.	8 0
				296	H	Southern U.	4 3	276	H	Jackson St.	8 1	296	H	Southern U.	0 2
				262	A	Alcorn	3 1	229	H	A&M-Corpus Christi	13 4				
				89	N	UT Arlington	0 10	262	A	Alcorn	9 7				

Non-Div. I Games:

Prairie View

Average RPI Win:		268	WON-LOST RECORD		WINNING PCT. RANK		LAST 10 GAMES		STRENGTH OF SCHEDULE		OPP. STRENGTH OF SCHEDULE		TEAM RPI		ADJ RPI		CONF. RPI		ADJ CONF. RPI				
Average RPI Loss:		84																					
DIV. I ONLY			12-20-0		.375	216	7-3-0		175		196		208		.44698	217	31		31				
DIV. I NON-CONF.			2-20-0		.09091	288	0-3-0		80		42		253		.41459	254	31		31				
TOTALS		RPI 1-25		RPI 26-50		W-L RECORDS		RPI 51-100		RPI 101-150		RPI 150+											
12-20-0		0-4-0		0-5-0		OVERALL		0-7-0		0-0-0		12-4-0											
8-4-0		0-0-0		0-0-0		HOME		0-2-0		0-0-0		8-2-0											
4-9-0		0-2-0		0-3-0		AWAY		0-2-0		0-0-0		4-2-0											
0-7-0		0-2-0		0-2-0		NEUTRAL		0-3-0		0-0-0		0-0-0											
2-20-0		0-4-0		0-5-0		NON-CONFERENCE		0-7-0		0-0-0		2-4-0											
1-4-0		0-0-0		0-0-0		HOME		0-2-0		0-0-0		1-2-0											
1-9-0		0-2-0		0-0-		AWAY		0-2-0		0-0-0		1-2-0											
0-7-0		0-2-0		0-2-0		NEUTRAL		0-3-0		0-0-0		0-0-0											
10-0-0		0-0-0		0-0-0		CONFERENCE		0-0-0		0-0-0		10-0-0											
7-0-0		0-0-0		0-0-0		HOME		0-0-0		0-0-0		7-0-0											
3-0-0		0-0-0		0-0-0		AWAY		0-0-0		0-0-0		3-0-0											
0-0-0		0-0-0		0-0-0		NEUTRAL		0-0-0		0-0-0		0-0-0											
RPI	S	Opponent		Score		RPI	S	Opponent		Score		RPI	S	Opponent		Score							
5	A	Texas		2	6	39	N	Wisconsin		3	8	70	N	Texas St.		3	7	193	H	Houston Baptist		2	4
5	A	Texas		0	8	39	N	Wisconsin		0	4	76	A	Sam Houston St.		2	7	193	H	Houston Baptist		2	6
9	N	Minnesota		4	7	41	A	Texas A&M		2	13	77	N	DePaul		0	7	216	H	Prairie View		9	8
9	N	Minnesota		0	7	41	A	Texas A&M		1	8	78	H	Wichita St.		1	8	229	A	A&M-Corpus Christi		1	2
						42	A	Houston		0	9	78	N	Wichita St.		0	11	229	H	A&M-Corpus Christi		2	0
												95	A	SFA		0	8	256	H	Alabama A&M		4	0
												95	H	SFA		1	10	256	H	Alabama A&M		8	5
																		256	H	Alabama A&M		8	7
																		273	A	Incarnate Word		5	6
																		273	A	Incarnate Word		4	3
																		282	A	Mississippi Val.		6	5
																		282	A	Mississippi Val.		5	1
																		282	A	Mississippi Val.		6	3
																		295	H	Grambling		11	0
																		295	H	Grambling		12	0
																		295	H	Grambling		10	2
						LAST 10 GAMES																	
						295	H	Grambling		12	0	78	N	Wichita St.		0	11						
						295	H	Grambling		11	0	77	N	DePaul		0	7						
						256	H	Alabama A&M		8	7	282	A	Mississippi Val.		6	3						
						256	H	Alabama A&M		4	0	41	A	Texas A&M		2	13						
						42	A	Houston		0	9	273	A	Incarnate Word		5	6						

Non-Div. I Games: Houston-Victoria 1 3 Houston-Victoria 3 6

Texas Southern

Average RPI Win: 184		WON-LOST	WINNING	LAST 10	STRENGTH OF		OPP. STRENGTH	TEAM	ADJ		CONF.	ADJ CONF.			
Average RPI Loss: 155		RECORD	PCT. RANK	GAMES	SCHEDULE		OF SCHEDULE	RPI	RPI		RPI	RPI			
DIV. I ONLY		16-23-0	.41026	195	4-6-0		218	182	217	.44583	218	14	15		
DIV. I NON-CONF.		12-16-0	.42857	179	0-2-0		248	191	216	.44497	219	15	15		
TOTALS		RPI 1-25	RPI 26-50		W-L RECORDS		RPI 51-100		RPI 101-150		RPI 150+				
16-23-0		0-0-0	0-2-0		OVERALL		3-4-0		2-2-0		11-15-0				
4-7-0		0-0-0	0-0-0		HOME		0-0-0		1-2-0		3-5-0				
11-10-0		0-0-0	0-0-0		AWAY		3-4-0		0-0-0		8-6-0				
1-6-0		0-0-0	0-2-0		NEUTRAL		0-0-0		1-0-0		0-4-0				
12-16-0		0-0-0	0-2-0		NON-CONFERENCE		1-4-0		1-0-0		10-10-0				
3-2-0		0-0-0	0-0-0		HOME		0-0-0		0-0-0		3-2-0				
8-8-0		0-0-0	0-0-		AWAY		1-4-0		0-0-0		7-4-0				
1-6-0		0-0-0	0-2-0		NEUTRAL		0-0-0		1-0-0		0-4-0				
4-7-0		0-0-0	0-0-0		CONFERENCE		2-0-0		1-2-0		1-5-0				
1-5-0		0-0-0	0-0-0		HOME		0-0-0		1-2-0		0-3-0				
3-2-0		0-0-0	0-0-0		AWAY		2-0-0		0-0-0		1-2-0				
0-0-0		0-0-0	0-0-0		NEUTRAL		0-0-0		0-0-0		0-0-0				
RPI	S	Opponent	Score	RPI	S	Opponent	Score	RPI	S	Opponent	Score	RPI	S	Opponent	Score
46	N	Oregon St.	0 2	64	A	USC Upstate	0 8	102	N	Jacksonville St.	8 6	131	H	Samford	3 9
46	N	Oregon St.	0 7	64	A	USC Upstate	0 5	131	H	Samford	4 6	131	H	Samford	9 4
				68	A	Loyola Marymount	0 8	131	H	Samford	9 4	152	A	Kennesaw St.	2 10
				68	A	Loyola Marymount	3 2	152	A	Kennesaw St.	1 7	171	N	New Mexico	0 10
				74	A	UNC Greensboro	8 3	175	A	Mercer	3 2	175	A	Mercer	0 9
				74	A	UNC Greensboro	4 3	175	A	Mercer	4 6	176	H	Gardner-Webb	7 9
				79	A	Georgia Tech	6 9	176	H	Gardner-Webb	1 5	180	N	UT Martin	3 7
								187	H	Charlotte	7 0	187	H	Charlotte	16 8
								198	H	ETSU	1 2	198	H	ETSU	9 11
								198	H	ETSU	5 7	206	A	UC Santa Barbara	0 7
								206	A	UC Santa Barbara	10 7	219	A	Georgia St.	5 4
								219	A	Georgia St.	6 3	226	H	Sacred Heart	3 1
				74	A	UNC Greensboro	8 3	251	N	Purdue Fort Wayne	7 8	256	N	Alabama A&M	1 4
				175	A	Mercer	3 2	259	A	Alabama St.	9 8	264	A	Presbyterian	4 3
				176	H	Gardner-Webb	7 9								
				176	H	Gardner-Webb	1 5								
				74	A	UNC Greensboro	4 3								

Non-Div. I Games:

Western Caro.

RPI	S	Opponent	Score	
264	A	Presbyterian	1	3
278	A	N.C. Central	6	3
278	A	N.C. Central	3	2

Western Caro.

W
e
s
t
e
r
n
C
a
r
o
.

W
e
s
t
e
r
n
C
a
r
o
.

Average RPI Win: 133		WON-LOST	WINNING	LAST 10	STRENGTH OF		OPP. STRENGTH	TEAM	ADJ	CONF.	ADJ CONF.
Average RPI Loss: 94		RECORD	PCT. RANK	GAMES	SCHEDULE		OF SCHEDULE	RPI	RPI	RPI	RPI
DIV. I ONLY		6-37-0	.13953	290	1-9-0		46	96	221	.44494	219
DIV. I NON-CONF.		2-22-0	.08333	289	0-2-0		29	102	231	.4365	230
TOTALS		RPI 1-25	RPI 26-50		W-L RECORDS		RPI 51-100		RPI 101-150		RPI 150+
6-37-0		0-6-0	0-2-0		OVERALL		3-17-0		1-5-0		2-7-0
5-12-0		0-1-0	0-0-0		HOME		3-4-0		1-3-0		1-4-0
0-16-0		0-4-0	0-0-0		AWAY		0-10-0		0-2-0		0-0-0
1-9-0		0-1-0	0-2-0		NEUTRAL		0-3-0		0-0-0		1-3-0
2-22-0		0-6-0	0-2-0		NON-CONFERENCE		0-4-0		0-3-0		2-7-0
1-7-0		0-1-0	0-0-0		HOME		0-1-0		0-1-0		1-4-0
0-7-0		0-4-0	0-0-		AWAY		0-1-0		0-2-0		0-0-0
1-8-0		0-1-0	0-2-0		NEUTRAL		0-2-0		0-0-0		1-3-0
4-15-0		0-0-0	0-0-0		CONFERENCE		3-13-0		1-2-0		0-0-0
4-5-0		0-0-0	0-0-0		HOME		3-3-0		1-2-0		0-0-0
0-9-0		0-0-0	0-0-0		AWAY		0-9-0		0-0-0		0-0-0
0-1-0		0-0-0	0-0-0		NEUTRAL		0-1-0		0-0-0		0-0-0
RPI S	Opponent	Score		RPI S	Opponent	Score		RPI S	Opponent	Score	
3 N	UCLA	1	9	27 N	Virginia Tech	1	5	55 A	Troy	1	3
11 A	Alabama	1	5	27 N	Virginia Tech	0	6	55 A	Troy	1	2
16 H	Auburn	1	12					55 A	Troy	0	3
21 A	South Carolina	3	7					56 N	Fresno St.	1	10
24 A	South Fla.	0	4					70 A	Texas St.	0	6
24 A	South Fla.	2	6					70 A	Texas St.	3	4
								70 A	Texas St.	0	5
								77 N	DePaul	0	4
								79 A	Georgia Tech	3	8
								79 H	Georgia Tech	6	12
								89 H	UT Arlington	7	6
								89 H	UT Arlington	3	6
								89 H	UT Arlington	3	2
								89 N	UT Arlington	1	9
								92 H	Appalachian St.	5	6
								92 H	Appalachian St.	1	0
								92 H	Appalachian St.	0	7
								94 A	Coastal Caro.	0	5
								94 A	Coastal Caro.	3	6
								94 A	Coastal Caro.	0	1
LAST 10 GAMES				LAST 10 GAMES				LAST 10 GAMES			
				121 H	South Alabama	6	14	121 H	South Alabama	8	14
				121 H	South Alabama	5	2	11 A	Alabama	1	5
				70 A	Texas St.	0	6	55 A	Troy	0	3
				218 H	Western Caro.	4	5	55 A	Troy	1	2
				185 H	Fordham	5	4	55 A	Troy	1	3

Non-Div. I Games:

Georgia St.

Average RPI Win:	228	WON-LOST RECORD	WINNING PCT. RANK	LAST 10 GAMES	STRENGTH OF SCHEDULE	OPP. STRENGTH OF SCHEDULE	TEAM RPI	ADJ RPI	CONF. RPI	ADJ CONF. RPI					
DIV. I ONLY		25-15-1	.62195	78	6-4-0	282	256	201	.44437	220	12	13			
DIV. I NON-CONF.		17-11-1	.60345	89	3-1-0	295	289	247	.41164	256	13	13			
<hr/>															
TOTALS	RPI 1-25	RPI 26-50		W-L RECORDS		RPI 51-100		RPI 101-150		RPI 150+					
25-15-1	0-0-0	0-0-0		OVERALL		0-0-0		4-7-0		21-8-1					
11-3-1	0-0-0	0-0-0		HOME		0-0-0		1-2-0		10-1-1					
6-3-0	0-0-0	0-0-0		AWAY		0-0-0		2-1-0		4-2-0					
8-9-0	0-0-0	0-0-0		NEUTRAL		0-0-0		1-4-0		7-5-0					
<hr/>															
17-11-1	0-0-0	0-0-0		NON-CONFERENCE		0-0-0		1-4-0		16-7-1					
5-0-1	0-0-0	0-0-0		HOME		0-0-0		0-0-0		5-0-1					
4-2-0	0-0-0	0-0-		AWAY		0-0-0		0-0-0		4-2-0					
8-9-0	0-0-0	0-0-0		NEUTRAL		0-0-0		1-4-0		7-5-0					
<hr/>															
8-4-0	0-0-0	0-0-0		CONFERENCE		0-0-0		3-3-0		5-1-0					
6-3-0	0-0-0	0-0-0		HOME		0-0-0		1-2-0		5-1-0					
2-1-0	0-0-0	0-0-0		AWAY		0-0-0		2-1-0		0-0-0					
0-0-0	0-0-0	0-0-0		NEUTRAL		0-0-0		0-0-0		0-0-0					
<hr/>															
RPI S	Opponent	Score	RPI S	Opponent	Score	RPI S	Opponent	Score	RPI S	Opponent	Score				
									115 N	Albany (NY)	0	2			
									115 N	Albany (NY)	5	6			
									120 N	Belmont	1	16			
									122 H	Hofstra	3	4			
									122 H	Hofstra	8	7			
									122 H	Hofstra	8	9			
									141 A	UNCW	12	0			
									141 A	UNCW	0	1			
									141 A	UNCW	8	6			
									150 N	South Dakota	8	11			
									150 N	South Dakota	20	5			
									169 H	Col. of Charleston	5	3			
									169 H	Col. of Charleston	2	11			
									169 H	Col. of Charleston	8	5			
									177 H	Delaware	5	4			
									177 H	Delaware	5	2			
									177 H	Delaware	9	2			
									181 N	Colgate	5	3			
									221 N	Butler	2	3			
									225 N	Detroit Mercy	0	1			
									228 N	Bryant	3	2			
									LAST 10 GAMES			228 N	Bryant	16	3
												233 N	Rhode Island	6	12
												237 A	Norfolk St.	10	2
												240 A	Hampton	2	5
247 N	Siena	10	3												
269 N	Akron	4	8												

Non-Div. I Games:

Drexel

RPI	S	Opponent	Score	
270	H	Fairleigh Dickinson	5	1
270	H	Fairleigh Dickinson	3	2
274	H	Lafayette	8	8
274	H	Lafayette	7	6
277	N	Holy Cross	0	6
285	A	La Salle	6	5
285	A	La Salle	8	13
286	N	Cornell	11	0
290	A	Coppin St.	17	2
290	A	Coppin St.	7	1
294	H	Saint Peter's	18	0
294	H	Saint Peter's	10	3
294	N	Saint Peter's	10	0
297	N	South Carolina St.	9	1

Drexel

D
r
e
x
e
l

D
r
e
x
e
l

Butler

Butler

RPI	S	Opponent	Score	
285	N	La Salle	6	5

Butler

B
u
t
l
e
r

B
u
t
l
e
r

Average RPI Win:		203	WON-LOST RECORD		WINNING PCT. RANK	LAST 10 GAMES	STRENGTH OF SCHEDULE		OPP. STRENGTH OF SCHEDULE	TEAM RPI	ADJ RPI	CONF. RPI	ADJ CONF. RPI
Average RPI Loss:		118											
DIV. I ONLY			12-35-0		.25532 265	2-8-0	121		183	226	.44132 222	15	16
DIV. I NON-CONF.			9-22-0		.29032 243	0-2-0	76		181	202	.46148 200	16	16
TOTALS		RPI 1-25	RPI 26-50		W-L RECORDS		RPI 51-100		RPI 101-150		RPI 150+		
12-35-0		0-1-0	0-5-0		OVERALL		1-5-0		1-14-0		10-10-0		
1-9-0		0-0-0	0-0-0		HOME		0-0-0		1-5-0		0-4-0		
4-10-0		0-1-0	0-2-0		AWAY		0-0-0		0-5-0		4-2-0		
7-16-0		0-0-0	0-3-0		NEUTRAL		1-5-0		0-4-0		6-4-0		
9-22-0		0-1-0	0-5-0		NON-CONFERENCE		1-5-0		0-5-0		8-6-0		
0-2-0		0-0-0	0-0-0		HOME		0-0-0		0-0-0		0-2-0		
2-4-0		0-1-0	0-0-0		AWAY		0-0-0		0-1-0		2-0-0		
7-16-0		0-0-0	0-3-0		NEUTRAL		1-5-0		0-4-0		6-4-0		
3-13-0		0-0-0	0-0-0		CONFERENCE		0-0-0		1-9-0		2-4-0		
1-7-0		0-0-0	0-0-0		HOME		0-0-0		1-5-0		0-2-0		
2-6-0		0-0-0	0-0-0		AWAY		0-0-0		0-4-0		2-2-0		
0-0-0		0-0-0	0-0-0		NEUTRAL		0-0-0		0-0-0		0-0-0		
RPI S	Opponent	Score	RPI S	Opponent	Score	RPI S	Opponent	Score	RPI S	Opponent	Score		
16 A	Auburn	0 6	43 A	Illinois	7 8	55 N	Troy	3 4	101 H	Austin Peay	4 1		
			45 N	North Dakota St.	6 9	55 N	Troy	0 3	101 H	Austin Peay	0 9		
			45 N	North Dakota St.	5 7	64 N	USC Upstate	0 8	102 A	Jacksonville St.	6 7		
			49 A	Lipscomb	2 3	77 N	DePaul	4 6	102 A	Jacksonville St.	0 7		
			49 N	Lipscomb	3 5	83 N	Miami (OH)	1 3	104 A	Eastern Ky.	1 2		
						92 N	Appalachian St.	2 1	104 A	Eastern Ky.	2 8		
									107 N	Ohio	8 9		
									107 N	Ohio	1 4		
									110 N	Chattanooga	1 2		
									110 N	Chattanooga	1 9		
									117 H	Murray St.	4 7		
									117 H	Murray St.	0 7		
									131 A	Samford	4 7		
									148 H	SIUE	0 13		
									148 H	SIUE	3 10		
									152 A	Kennesaw St.	8 0		
									152 A	Kennesaw St.	11 5		
									162 N	Villanova	4 13		
									162 N	Villanova	2 5		
									180 H	UT Martin	3 6		
									180 H	UT Martin	2 3		
									181 N	Colgate	13 4		
									182 A	Tennessee Tech	3 5		
									182 A	Tennessee Tech	0 8		
									184 N	Seton Hall	4 3		
									200 H	Indiana St.	4 5		
									200 H	Indiana St.	4 6		
LAST 10 GAMES													
200 H	Indiana St.	4 5	102 A	Jacksonville St.	6 7	271 N	Quinnipiac	0 1	182 A	Tennessee Tech	0 8		
117 H	Murray St.	0 7	101 H	Austin Peay	4 1	182 A	Tennessee Tech	3 5	200 H	Indiana St.	4 5		
117 H	Murray St.	4 7	104 A	Eastern Ky.	2 8								
49 A	Lipscomb	2 3											
180 H	UT Martin	3 6											

Non-Div. I Games:

Eastern Ill.

E
a
s
t
e
r
n
I
l
l
.

Eastern Illinois.

Eastern Ill.

Non-Div. I Games:

Tie, Loss, Non-Conf,S Site, H Home, A Away, N Neutral Page 293

RPI	S	Opponent	Score	
286	A	Cornell	8	0
286	A	Cornell	14	0
287	H	Rider	2	5

Penn

P
e
n
n

P
e
n
n

Average RPI Win: 200		WON-LOST	WINNING	LAST 10	STRENGTH OF		OPP. STRENGTH	TEAM	ADJ		CONF.	ADJ CONF.
Average RPI Loss: 135		RECORD	PCT. RANK	GAMES	SCHEDULE		OF SCHEDULE	RPI	RPI		RPI	RPI
DIV. I ONLY		11-28-0	.28205	251	4-6-0		117	212	220		.44114	224
DIV. I NON-CONF.		7-22-0	.24138	251	0-1-0		132	226	237		.42664	237
TOTALS		RPI 1-25	RPI 26-50		W-L RECORDS		RPI 51-100		RPI 101-150		RPI 150+	
11-28-0		0-0-0	0-1-0		OVERALL		0-9-0		1-8-0		10-10-0	
4-5-0		0-0-0	0-0-0		HOME		0-3-0		0-1-0		4-1-0	
2-8-0		0-0-0	0-1-0		AWAY		0-1-0		0-3-0		2-3-0	
5-15-0		0-0-0	0-0-0		NEUTRAL		0-5-0		1-4-0		4-6-0	
7-22-0		0-0-0	0-1-0		NON-CONFERENCE		0-6-0		1-6-0		6-9-0	
2-1-0		0-0-0	0-0-0		HOME		0-0-0		0-1-0		2-0-0	
0-6-0		0-0-0	0-0-		AWAY		0-1-0		0-1-0		0-3-0	
5-15-0		0-0-0	0-0-0		NEUTRAL		0-5-0		1-4-0		4-6-0	
4-6-0		0-0-0	0-0-0		CONFERENCE		0-3-0		0-2-0		4-1-0	
2-4-0		0-0-0	0-0-0		HOME		0-3-0		0-0-0		2-1-0	
2-2-0		0-0-0	0-0-0		AWAY		0-0-0		0-2-0		2-0-0	
0-0-0		0-0-0	0-0-0		NEUTRAL		0-0-0		0-0-0		0-0-0	
RPI S	Opponent	Score	RPI S	Opponent	Score	RPI S	Opponent	Score	RPI S	Opponent	Score	
			37 A	UNLV	2 9	66 N	Seattle U	3 13	105 A	St. John's (NY)	2 10	
						75 N	BYU	1 3	105 A	St. John's (NY)	4 12	
						77 H	DePaul	3 5	115 N	Albany (NY)	3 6	
						77 H	DePaul	4 12	123 N	Ball St.	0 10	
						77 H	DePaul	1 7	134 N	Stony Brook	4 3	
						86 N	UC Davis	4 5	134 N	Stony Brook	1 8	
						87 N	Purdue	2 5	140 A	Towson	3 9	
						93 A	North Florida	0 5	141 N	UNCW	3 6	
						93 N	North Florida	1 10	143 H	Saint Joseph's	0 5	
									155 A	George Washington	1 8	
									155 N	George Washington	2 11	
									155 N	George Washington	7 2	
									165 H	Harvard	3 0	
									174 N	Furman	6 7	
									176 A	Gardner-Webb	2 10	
									181 N	Colgate	0 5	
									186 H	Creighton	5 14	
									186 H	Creighton	5 4	
									186 H	Creighton	6 5	
									192 A	Jacksonville	1 5	
									195 N	Charleston So.	3 1	
									209 N	Utah Valley	7 6	
									221 A	Butler	3 1	
									221 A	Butler	6 5	
									253 N	Manhattan	8 7	
									257 N	Oakland	10 19	
									257 N	Oakland	7 8	
LAST 10 GAMES												
			257 N	Oakland	7 8	186 H	Creighton	6 5				
			275 H	Brown	10 7	221 A	Butler	6 5				
			221 A	Butler	3 1	140 A	Towson	3 9				
			77 H	DePaul	3 5	77 H	DePaul	4 12				
			105 A	St. John's (NY)	2 10	77 H	DePaul	1 7				

Non-Div. I Games:

Georgetown

RPI	S	Opponent	Score	
275	H	Brown	10	7
285	N	La Salle	4	5

Detroit Mercy

Detroit Mercy

RPI	S	Opponent	Score	
255	A	Wright St.	4	3
255	A	Wright St.	8	2
255	A	Wright St.	10	2
257	H	Oakland	6	7
257	H	Oakland	8	0
257	H	Oakland	4	3
264	N	Presbyterian	11	1
265	A	Cleveland St.	2	0
265	A	Cleveland St.	3	2
265	A	Cleveland St.	5	3
286	N	Cornell	5	0

Detroit Mercy

D
e
t
r
o
i
t
M
e
r
c
y

D
e
t
r
o
i
t
M
e
r
c
y

Average RPI Win:	234	WON-LOST	WINNING	LAST 10	STRENGTH OF	OPP. STRENGTH	TEAM	ADJ	CONF.	ADJ CONF.	
Average RPI Loss:	184	RECORD	PCT. RANK	GAMES	SCHEDULE	OF SCHEDULE	RPI	RPI	RPI	RPI	
DIV. I ONLY	21-21-0	.5	141	4-6-0	248	261	213	.4392	226	27	27
DIV. I NON-CONF.	15-17-0	.46875	154	1-3-0	268	261	229	.42957	232	27	29
<hr/>											
TOTALS	RPI 1-25	RPI 26-50		W-L RECORDS		RPI 51-100		RPI 101-150		RPI 150+	
21-21-0	0-0-0	0-2-0		OVERALL		0-1-0		2-6-0		19-12-0	
6-7-0	0-0-0	0-0-0		HOME		0-0-0		1-3-0		5-4-0	
5-11-0	0-0-0	0-2-0		AWAY		0-1-0		0-1-0		5-7-0	
10-3-0	0-0-0	0-0-0		NEUTRAL		0-0-0		1-2-0		9-1-0	
15-17-0	0-0-0	0-2-0		NON-CONFERENCE		0-1-0		2-4-0		13-10-0	
3-4-0	0-0-0	0-0-0		HOME		0-0-0		1-1-0		2-3-0	
2-10-0	0-0-0	0-0-		AWAY		0-1-0		0-1-0		2-6-0	
10-3-0	0-0-0	0-0-0		NEUTRAL		0-0-0		1-2-0		9-1-0	
6-4-0	0-0-0	0-0-0		CONFERENCE		0-0-0		0-2-0		6-2-0	
3-3-0	0-0-0	0-0-0		HOME		0-0-0		0-2-0		3-1-0	
3-1-0	0-0-0	0-0-0		AWAY		0-0-0		0-0-0		3-1-0	
0-0-0	0-0-0	0-0-0		NEUTRAL		0-0-0		0-0-0		0-0-0	
RPI	S	Opponent	Score	RPI	S	Opponent	Score	RPI	S	Opponent	Score
				48	A	Liberty	0 2				
				48	A	Liberty	0 5				

Non-Div. I Games:

Sacred Heart

RPI	S	Opponent	Score	
260	H	Central Conn. St.	8	0
260	H	Central Conn. St.	6	7
265	N	Cleveland St.	4	3
270	A	Fairleigh Dickinson	2	3
270	A	Fairleigh Dickinson	5	1
271	H	Quinnipiac	6	8
271	H	Quinnipiac	5	4
271	N	Quinnipiac	8	0
271	N	Quinnipiac	2	8
286	N	Cornell	4	2
286	N	Cornell	7	4
294	N	Saint Peter's	8	0

Sacred Heart

S
a
c
r
e
d
H
e
a
r
t

S
a
c
r
e
d
H
e
a
r
t

Average RPI Win: 253		WON-LOST	WINNING	LAST 10	STRENGTH OF		OPP. STRENGTH	TEAM	ADJ		CONF.	ADJ CONF.			
Average RPI Loss: 150		RECORD	PCT. RANK	GAMES	SCHEDULE		OF SCHEDULE	RPI	RPI		RPI	RPI			
DIV. I ONLY		20-20-0	.5	141	7-3-0		271	218	228	.43786	227	29	29		
DIV. I NON-CONF.		12-18-0	.4	197	3-1-0		283	197	249	.4218	247	29	27		
TOTALS		RPI 1-25	RPI 26-50		W-L RECORDS		RPI 51-100		RPI 101-150		RPI 150+				
20-20-0		0-1-0	0-0-0		OVERALL		1-4-0		0-5-0		19-10-0				
11-1-0		0-0-0	0-0-0		HOME		1-1-0		0-0-0		10-0-0				
7-10-0		0-1-0	0-0-0		AWAY		0-1-0		0-2-0		7-6-0				
2-9-0		0-0-0	0-0-0		NEUTRAL		0-2-0		0-3-0		2-4-0				
12-18-0		0-1-0	0-0-0		NON-CONFERENCE		1-4-0		0-5-0		11-8-0				
5-1-0		0-0-0	0-0-0		HOME		1-1-0		0-0-0		4-0-0				
5-8-0		0-1-0	0-0-		AWAY		0-1-0		0-2-0		5-4-0				
2-9-0		0-0-0	0-0-0		NEUTRAL		0-2-0		0-3-0		2-4-0				
8-2-0		0-0-0	0-0-0		CONFERENCE		0-0-0		0-0-0		8-2-0				
6-0-0		0-0-0	0-0-0		HOME		0-0-0		0-0-0		6-0-0				
2-2-0		0-0-0	0-0-0		AWAY		0-0-0		0-0-0		2-2-0				
0-0-0		0-0-0	0-0-0		NEUTRAL		0-0-0		0-0-0		0-0-0				
RPI S	Opponent	Score		RPI S	Opponent	Score		RPI S	Opponent	Score		RPI S	Opponent	Score	
21 A	South Carolina	1	10					64 A	USC Upstate	1	2	104 N	Eastern Ky.	2	5
								71 H	Kent St.	0	10	119 N	East Carolina	4	11
								71 H	Kent St.	4	3	140 N	Towson	0	8
								72 N	NC State	0	1	141 A	UNCW	0	3
								83 N	Miami (OH)	0	6	141 A	UNCW	0	3
												151 A	Campbell	3	6
												151 A	Campbell	0	8
												159 N	Winthrop	2	6
												187 A	Charlotte	1	9
												208 N	Marist	0	2
												225 A	Detroit Mercy	0	5
												225 A	Detroit Mercy	5	2
												225 A	Detroit Mercy	0	2
												228 N	Bryant	2	0
												233 N	Rhode Island	1	7
												245 A	IUPUI	6	3
												248 A	Robert Morris	1	4
												248 A	Robert Morris	3	2
												257 H	Oakland	14	9
												257 H	Oakland	8	4
												257 H	Oakland	4	2
												265 H	Cleveland St.	2	1
												265 H	Cleveland St.	3	0
												265 H	Cleveland St.	4	2
												266 N	Canisius	4	0
												266 N	Canisius	1	2
												269 H	Akron	2	1
LAST 10 GAMES															
21 A	South Carolina	1	10	257 H	Oakland	8	4								
119 N	East Carolina	4	11	248 A	Robert Morris	1	4								
71 H	Kent St.	4	3	272 A	Niagara	6	5								
278 A	N.C. Central	6	4	151 A	Campbell	3	6								
225 A	Detroit Mercy	0	2	284 H	St. Bonaventure	5	1								

Non-Div. I Games:

Youngstown St.

RPI	S	Opponent	Score	
269	H	Akron	6	5
272	A	Niagara	6	5
272	A	Niagara	8	3
278	A	N.C. Central	6	4
278	A	N.C. Central	3	0
284	H	St. Bonaventure	1	0
284	H	St. Bonaventure	5	1

Youngstown St.

Y
o
u
n
g
s
t
o
w
n
s
t
.

Y
o
u
n
g
s
t
o
w
n
s
t
.

RPI	S	Opponent	Score	
294	N	Saint Peter's	8	1

Bryant

B
r
y
a
n
t

B
r
y
a
n
t

Average RPI Win:		180	WON-LOST RECORD		WINNING PCT. RANK	LAST 10 GAMES	STRENGTH OF SCHEDULE		OPP. STRENGTH OF SCHEDULE	TEAM RPI	ADJ RPI	CONF. RPI	ADJ CONF. RPI
Average RPI Loss:		127											
DIV. I ONLY		7-35-0			.16667 285	2-8-0	71		207	237	.43587 229	20	20
DIV. I NON-CONF.		3-18-0			.14286 276	1-1-0	10		159	191	.47205 186	14	14
TOTALS		RPI 1-25	RPI 26-50		W-L RECORDS		RPI 51-100		RPI 101-150		RPI 150+		
7-35-0		0-3-0	0-5-0		OVERALL		2-5-0		0-5-0		5-17-0		
4-9-0		0-0-0	0-3-0		HOME		2-2-0		0-0-0		2-4-0		
2-19-0		0-3-0	0-2-0		AWAY		0-0-0		0-3-0		2-11-0		
1-7-0		0-0-0	0-0-0		NEUTRAL		0-3-0		0-2-0		1-2-0		
3-18-0		0-3-0	0-5-0		NON-CONFERENCE		1-3-0		0-2-0		2-5-0		
2-5-0		0-0-0	0-3-0		HOME		1-0-0		0-0-0		1-2-0		
1-7-0		0-3-0	0-0-		AWAY		0-0-0		0-0-0		1-2-0		
0-6-0		0-0-0	0-0-0		NEUTRAL		0-3-0		0-2-0		0-1-0		
4-17-0		0-0-0	0-0-0		CONFERENCE		1-2-0		0-3-0		3-12-0		
2-4-0		0-0-0	0-0-0		HOME		1-2-0		0-0-0		1-2-0		
1-12-0		0-0-0	0-0-0		AWAY		0-0-0		0-3-0		1-9-0		
1-1-0		0-0-0	0-0-0		NEUTRAL		0-0-0		0-0-0		1-1-0		
RPI S	Opponent	Score	RPI S	Opponent	Score	RPI S	Opponent	Score	RPI S	Opponent	Score		
5 A	Texas	1 7	39 H	Wisconsin	2 3	54 N	Missouri St.	1 4	136 N	UTSA	3 5		
19 A	Louisiana	0 15	39 H	Wisconsin	1 9	57 H	Longwood	6 4	145 A	Northwestern St.	2 7		
19 A	Louisiana	0 21	39 H	Wisconsin	0 9	57 N	Longwood	0 9	145 A	Northwestern St.	1 3		
			41 A	Texas A&M	0 8	65 N	California	1 4	145 A	Northwestern St.	0 8		
			41 A	Texas A&M	1 7	95 H	SFA	2 6	148 N	SIUE	2 4		
						95 H	SFA	1 0	154 A	Lamar University	4 5		
						95 H	SFA	1 4	154 A	Lamar University	5 9		
									154 A	Lamar University	4 5		
									154 N	Lamar University	1 4		
									158 A	Southeastern La.	3 4		
									158 A	Southeastern La.	0 11		
									158 A	Southeastern La.	0 8		
									158 A	Southeastern La.	4 8		
									185 N	Fordham	2 10		
									193 H	Houston Baptist	3 2		
									193 H	Houston Baptist	0 3		
									193 H	Houston Baptist	2 4		
									211 A	Central Ark.	3 11		
									211 A	Central Ark.	10 5		
									211 A	Central Ark.	2 13		
									216 A	Prairie View	4 13		
									216 A	Prairie View	8 2		
									216 H	Prairie View	2 3		
									216 H	Prairie View	4 5		
									217 A	Texas Southern	0 2		
									217 H	Texas Southern	2 1		
									273 N	Incarinate Word	6 2		
			LAST 10 GAMES										
			145 A	Northwestern St.	0 8	154 A	Lamar University	4 5	216 H	Prairie View	2 3		
			193 H	Houston Baptist	2 4	145 A	Northwestern St.	2 7	216 H	Prairie View	4 5		
			41 A	Texas A&M	1 7	193 H	Houston Baptist	0 3	217 A	Texas Southern	0 2		
			57 N	Longwood	0 9	211 A	Central Ark.	10 5	217 H	Texas Southern	2 1		
			154 N	Lamar University	1 4	95 H	SFA	1 4					

Non-Div. I Games:

A&M-Corpus Christi

Average RPI Win:	235	WON-LOST	WINNING	LAST 10	STRENGTH OF	OPP. STRENGTH	TEAM	ADJ	CONF.	ADJ CONF.					
Average RPI Loss:	136	RECORD	PCT. RANK	GAMES	SCHEDULE	OF SCHEDULE	RPI	RPI	RPI	RPI					
DIV. I ONLY	10-28-0	.26316	260	2-8-0	128	237	234	.43515	230	26	26				
DIV. I NON-CONF.	6-19-0	.24	252	1-1-0	100	205	228	.44084	228	26	26				
<hr/>															
TOTALS	RPI 1-25	RPI 26-50		W-L RECORDS		RPI 51-100		RPI 101-150		RPI 150+					
10-28-0	0-2-0	0-0-0		OVERALL		0-4-0		1-7-0		9-15-0					
8-6-0	0-0-0	0-0-0		HOME		0-1-0		1-3-0		7-2-0					
1-12-0	0-0-0	0-0-0		AWAY		0-1-0		0-1-0		1-10-0					
1-10-0	0-2-0	0-0-0		NEUTRAL		0-2-0		0-3-0		1-3-0					
<hr/>															
6-19-0	0-2-0	0-0-0		NON-CONFERENCE		0-4-0		0-6-0		6-7-0					
4-3-0	0-0-0	0-0-0		HOME		0-1-0		0-2-0		4-0-0					
1-6-0	0-0-0	0-0-		AWAY		0-1-0		0-1-0		1-4-0					
1-10-0	0-2-0	0-0-0		NEUTRAL		0-2-0		0-3-0		1-3-0					
<hr/>															
4-9-0	0-0-0	0-0-0		CONFERENCE		0-0-0		1-1-0		3-8-0					
4-3-0	0-0-0	0-0-0		HOME		0-0-0		1-1-0		3-2-0					
0-6-0	0-0-0	0-0-0		AWAY		0-0-0		0-0-0		0-6-0					
0-0-0	0-0-0	0-0-0		NEUTRAL		0-0-0		0-0-0		0-0-0					
<hr/>															
RPI	S	Opponent	Score	RPI	S	Opponent	Score	RPI	S	Opponent	Score				
20	N	Kentucky	0 10					109	A	UNI	4 9				
22	N	Drake	1 7					52	H	Southern Ill.	0 6	111	N	South Dakota St.	0 6
								52	N	Southern Ill.	0 10	111	N	South Dakota St.	0 14
								54	A	Missouri St.	0 6	117	N	Murray St.	12 13
								59	N	Western Ky.	0 10	130	H	Northern Ill.	3 8
								138	H	Massachusetts	7 5				
								138	H	Massachusetts	5 8				
								144	H	Loyola Chicago	4 10				
								152	A	Kennesaw St.	3 6				
								152	A	Kennesaw St.	4 10				
								152	A	Kennesaw St.	5 10				
								155	A	George Washington	1 9				
								155	A	George Washington	4 12				
								155	A	George Washington	0 7				
								178	N	Toledo	0 4				
								180	A	UT Martin	4 1				
								180	A	UT Martin	0 5				
								185	A	Fordham	3 11				
								185	A	Fordham	8 10				
								185	A	Fordham	3 4				
								186	N	Creighton	4 5				
				LAST 10 GAMES				202	H	UMKC	10 3				
				180	A	UT Martin	4 1	203	H	Dayton	3 9				
				244	N	Evansville	6 2	203	H	Dayton	3 7				
				180	A	UT Martin	0 5	225	H	Detroit Mercy	6 4				
				155	A	George Washington	1 9	241	H	Northern Colo.	8 5				
				138	H	Massachusetts	7 5	244	N	Evansville	6 2				

Non-Div. I Games:

Saint Louis

RPI	S	Opponent	Score	
255	N	Wright St.	9	10
263	H	Omaha	7	2
285	H	La Salle	11	2
285	H	La Salle	11	3
285	H	La Salle	4	1

Saint Louis

S
a
i
n
t
L
o
u
i
s

S
a
i
n
t
L
o
u
i
s

[illegible]

Non-Div. I Games:

Bethune-Cookman

RPI	S	Opponent	Score	
297	H	South Carolina St.	10	0
297	H	South Carolina St.	8	3
297	H	South Carolina St.	10	0

Bethune-Cookman

B
e
t
h
u
n
e
-
C
o
o
k
m
a
n

B
e
t
h
u
n
e
-
C
o
o
k
m
a
n

RPI	S	Opponent	Score	
246	N	Mt. St. Mary's	11	2
246	N	Mt. St. Mary's	6	5
251	A	Purdue Fort Wayne	3	7
251	A	Purdue Fort Wayne	4	1
251	A	Purdue Fort Wayne	6	2
258	N	Yale	6	5
263	A	Omaha	3	1
263	A	Omaha	18	12
263	A	Omaha	8	10
280	N	Southern Utah	6	7

North Dakota

N
o
r
t
h
D
a
k
o
t
a

N
o
r
t
h
D
a
k
o
t
a

Average RPI Win:	218	WON-LOST RECORD	WINNING PCT. RANK	LAST 10 GAMES	STRENGTH OF SCHEDULE	OPP. STRENGTH OF SCHEDULE	TEAM RPI	ADJ RPI	CONF. RPI	ADJ CONF. RPI	
Average RPI Loss:	172										
DIV. I ONLY	14-20-0	.41176	194	3-7-0	244	243	236	.43362	233	26	26
DIV. I NON-CONF.	11-13-0	.45833	160	0-3-0	237	248	210	.4557	207	26	26
<hr/>											
TOTALS	RPI 1-25	RPI 26-50		W-L RECORDS	RPI 51-100		RPI 101-150		RPI 150+		
14-20-0	0-0-0	0-0-0		OVERALL	1-1-0		0-9-0		13-10-0		
4-4-0	0-0-0	0-0-0		HOME	0-0-0		0-0-0		4-4-0		
0-12-0	0-0-0	0-0-0		AWAY	0-1-0		0-7-0		0-4-0		
10-4-0	0-0-0	0-0-0		NEUTRAL	1-0-0		0-2-0		9-2-0		
11-13-0	0-0-0	0-0-0		NON-CONFERENCE	1-1-0		0-6-0		10-6-0		
1-1-0	0-0-0	0-0-0		HOME	0-0-0		0-0-0		1-1-0		
0-8-0	0-0-0	0-0-		AWAY	0-1-0		0-4-0		0-3-0		
10-4-0	0-0-0	0-0-0		NEUTRAL	1-0-0		0-2-0		9-2-0		
3-7-0	0-0-0	0-0-0		CONFERENCE	0-0-0		0-3-0		3-4-0		
3-3-0	0-0-0	0-0-0		HOME	0-0-0		0-0-0		3-3-0		
0-4-0	0-0-0	0-0-0		AWAY	0-0-0		0-3-0		0-1-0		
0-0-0	0-0-0	0-0-0		NEUTRAL	0-0-0		0-0-0		0-0-0		
RPI	S	Opponent	Score	RPI	S	Opponent	Score	RPI	S	Opponent	Score

Non-Div. I Games:

Rhode Island

RPI	S	Opponent	Score	
284	H	St. Bonaventure	1	3
284	H	St. Bonaventure	4	5
284	H	St. Bonaventure	10	9
289	N	Howard	8	0
294	N	Saint Peter's	8	0

Rhode Island

R
h
o
d
e
I
s
l
a
n
d

R
h
o
d
e
I
s
l
a
n
d

Average RPI Win: 212		WON-LOST	WINNING	LAST 10	STRENGTH OF		OPP. STRENGTH	TEAM	ADJ	CONF.	ADJ CONF.
Average RPI Loss: 165		RECORD	PCT. RANK	GAMES	SCHEDULE		OF SCHEDULE	RPI	RPI	RPI	RPI
DIV. I ONLY		20-24-0	.45455	168	5-5-0		258	200	227	.43348	234
DIV. I NON-CONF.		14-18-0	.4375	175	3-1-0		214	212	204	.45442	209
TOTALS		RPI 1-25	RPI 26-50		W-L RECORDS		RPI 51-100		RPI 101-150		RPI 150+
20-24-0		0-0-0	0-2-0		OVERALL		1-3-0		1-5-0		18-14-0
3-5-0		0-0-0	0-0-0		HOME		0-0-0		0-0-0		3-5-0
8-7-0		0-0-0	0-0-0		AWAY		0-1-0		0-2-0		8-4-0
9-12-0		0-0-0	0-2-0		NEUTRAL		1-2-0		1-3-0		7-5-0
14-18-0		0-0-0	0-2-0		NON-CONFERENCE		1-3-0		1-5-0		12-8-0
1-1-0		0-0-0	0-0-0		HOME		0-0-0		0-0-0		1-1-0
4-5-0		0-0-0	0-0-		AWAY		0-1-0		0-2-0		4-2-0
9-12-0		0-0-0	0-2-0		NEUTRAL		1-2-0		1-3-0		7-5-0
6-6-0		0-0-0	0-0-0		CONFERENCE		0-0-0		0-0-0		6-6-0
2-4-0		0-0-0	0-0-0		HOME		0-0-0		0-0-0		2-4-0
4-2-0		0-0-0	0-0-0		AWAY		0-0-0		0-0-0		4-2-0
0-0-0		0-0-0	0-0-0		NEUTRAL		0-0-0		0-0-0		0-0-0
RPI S	Opponent	Score	RPI S	Opponent	Score	RPI S	Opponent	Score	RPI S	Opponent	Score
			34 N	Oregon	0 11	69 A	Long Beach St.	2 4	102 N	Jacksonville St.	0 6
			44 N	Ohio St.	0 4	80 N	Duke	10 0	102 N	Jacksonville St.	11 6
						82 N	Rutgers	4 12	111 N	South Dakota St.	1 5
						93 N	North Florida	0 3	124 A	CSUN	3 4
									124 A	CSUN	4 9
									126 N	Providence	3 4
									164 N	Monmouth	3 1
									167 N	Central Mich.	1 2
									175 A	Mercer	8 6
									175 A	Mercer	5 7
									178 N	Toledo	5 2
									181 H	Colgate	9 10
									181 H	Colgate	3 4
									181 H	Colgate	2 4
									183 A	Lehigh	3 4
									183 A	Lehigh	5 3
									183 A	Lehigh	11 3
									188 N	Columbia	9 7
									206 N	UC Santa Barbara	1 3
									208 H	Marist	1 5
									208 H	Marist	6 0
									213 N	Saint Francis (PA)	9 1
									221 N	Butler	3 6
									221 N	Butler	8 3
									239 N	CSU Bakersfield	4 3
									247 A	Siena	3 1
									247 A	Siena	0 1
LAST 10 GAMES			277 H	Holy Cross	1 0	274 A	Lafayette	3 4			
			261 N	Santa Clara	8 0	208 H	Marist	1 5			
			221 N	Butler	3 6	277 H	Holy Cross	2 1			
			183 A	Lehigh	3 4	250 A	Iona	10 1			
			181 H	Colgate	3 4	247 A	Siena	0 1			

Non-Div. I Games:

Army West Point

RPI	S	Opponent	Score	
250	A	Iona	10	1
250	A	Iona	5	3
261	N	Santa Clara	4	6
261	N	Santa Clara	8	0
274	A	Lafayette	3	4
274	A	Lafayette	3	1
274	A	Lafayette	8	0
277	H	Holy Cross	0	2
277	H	Holy Cross	1	0
277	H	Holy Cross	2	1
285	N	La Salle	1	3

Army West Point

A
r
m
y
W
e
s
t
P
o
i
n
t

A
r
m
y
W
e
s
t
P
o
i
n
t

Average RPI Win: 209		WON-LOST	WINNING	LAST 10	STRENGTH OF		OPP. STRENGTH	TEAM	ADJ	CONF.	ADJ CONF.
Average RPI Loss: 107		RECORD	PCT. RANK	GAMES	SCHEDULE		OF SCHEDULE	RPI	RPI	RPI	RPI
DIV. I ONLY		9-26-0	.25714	262	2-8-0		161	162	241	.43325	235
DIV. I NON-CONF.		7-10-0	.41176	189	1-0-0		55	193	137	.5007	135
TOTALS		RPI 1-25	RPI 26-50		W-L RECORDS		RPI 51-100		RPI 101-150		RPI 150+
9-26-0	0-0-0	0-3-0		OVERALL		1-15-0		1-3-0		7-5-0	
4-9-0	0-0-0	0-0-0		HOME		1-6-0		0-0-0		3-3-0	
1-9-0	0-0-0	0-0-0		AWAY		0-4-0		0-3-0		1-2-0	
4-8-0	0-0-0	0-3-0		NEUTRAL		0-5-0		1-0-0		3-0-0	
7-10-0	0-0-0	0-3-0		NON-CONFERENCE		1-6-0		1-0-0		5-1-0	
3-1-0	0-0-0	0-0-0		HOME		1-0-0		0-0-0		2-1-0	
0-1-0	0-0-0	0-0-		AWAY		0-1-0		0-0-0		0-0-0	
4-8-0	0-0-0	0-3-0		NEUTRAL		0-5-0		1-0-0		3-0-0	
2-16-0	0-0-0	0-0-0		CONFERENCE		0-9-0		0-3-0		2-4-0	
1-8-0	0-0-0	0-0-0		HOME		0-6-0		0-0-0		1-2-0	
1-8-0	0-0-0	0-0-0		AWAY		0-3-0		0-3-0		1-2-0	
0-0-0	0-0-0	0-0-0		NEUTRAL		0-0-0		0-0-0		0-0-0	
RPI S	Opponent	Score	RPI S	Opponent	Score	RPI S	Opponent	Score	RPI S	Opponent	Score
31 N	Colorado St.	1 5	58 N	Southeast Mo. St.	2 10	136 N	UTSA	6 5	145 A	Northwestern St.	0 9
31 N	Colorado St.	2 3	60 H	North Texas	9 1	145 A	Northwestern St.	0 8	145 A	Northwestern St.	2 7
45 N	North Dakota St.	5 6	63 A	Louisiana Tech	4 7	145 A	Northwestern St.	2 7	154 A	Lamar University	4 5
			76 A	Sam Houston St.	0 10	154 A	Lamar University	0 2	154 A	Lamar University	5 3
			76 A	Sam Houston St.	0 8	202 H	UMKC	2 8	216 N	Prairie View	9 0
			76 A	Sam Houston St.	4 5	243 H	Maine	9 2	243 H	Maine	9 2
			78 N	Wichita St.	2 3	270 N	Fairleigh Dickinson	4 2	273 H	Incarnate Word	5 9
			78 N	Wichita St.	1 8	273 H	Incarnate Word	9 5	273 H	Incarnate Word	4 7
			78 N	Wichita St.	1 5	282 N	Mississippi Val.	9 3			
			85 H	McNeese	2 3						
			85 H	McNeese	2 6						
			85 H	McNeese	2 3						
			88 H	Nicholls St.	4 12						
			88 H	Nicholls St.	4 5						
			88 H	Nicholls St.	0 8						
			89 N	UT Arlington	1 2						
LAST 10 GAMES						31 N	Colorado St.	2 3			
243 H	Maine	9 2	136 N	UTSA	6 5	145 A	Northwestern St.	0 8			
202 H	UMKC	2 8	154 A	Lamar University	5 3	76 A	Sam Houston St.	4 5			
243 H	Maine	9 2									
78 N	Wichita St.	2 3									
45 N	North Dakota St.	5 6									

Non-Div. I Games:

Abilene Christian

Fairfield

Fairfield

Fairfield

RPI	S	Opponent	Score	
272	H	Niagara	2	4
272	H	Niagara	2	8
285	N	La Salle	10	1
291	A	Delaware St.	9	2
291	A	Delaware St.	1	2

Fairfield

Average RPI Win: 257		WON-LOST	WINNING	LAST 10	STRENGTH OF		OPP. STRENGTH	TEAM	ADJ	CONF.	ADJ CONF.
Average RPI Loss: 210		RECORD	PCT. RANK	GAMES	SCHEDULE		OF SCHEDULE	RPI	RPI	RPI	RPI
DIV. I ONLY		21-15-0	.58333	96	7-3-0		286	286	232	.43116	237
DIV. I NON-CONF.		9-12-0	.42857	179	1-3-0		241	258	227	.43856	229
TOTALS		RPI 1-25	RPI 26-50		W-L RECORDS		RPI 51-100		RPI 101-150		RPI 150+
21-15-0	0-0-0	0-0-0		OVERALL		0-1-0		1-2-0		20-12-0	
14-5-0	0-0-0	0-0-0		HOME		0-0-0		1-1-0		13-4-0	
5-8-0	0-0-0	0-0-0		AWAY		0-1-0		0-1-0		5-6-0	
2-2-0	0-0-0	0-0-0		NEUTRAL		0-0-0		0-0-0		2-2-0	
9-12-0	0-0-0	0-0-0		NON-CONFERENCE		0-1-0		1-2-0		8-9-0	
5-5-0	0-0-0	0-0-0		HOME		0-0-0		1-1-0		4-4-0	
2-6-0	0-0-0	0-0-0		AWAY		0-1-0		0-1-0		2-4-0	
2-1-0	0-0-0	0-0-0		NEUTRAL		0-0-0		0-0-0		2-1-0	
12-3-0	0-0-0	0-0-0		CONFERENCE		0-0-0		0-0-0		12-3-0	
9-0-0	0-0-0	0-0-0		HOME		0-0-0		0-0-0		9-0-0	
3-2-0	0-0-0	0-0-0		AWAY		0-0-0		0-0-0		3-2-0	
0-1-0	0-0-0	0-0-0		NEUTRAL		0-0-0		0-0-0		0-1-0	
RPI	S	Opponent	Score	RPI	S	Opponent	Score	RPI	S	Opponent	Score
								57	A	Longwood	4 6
								115	H	Albany (NY)	1 0
								122	H	Hofstra	0 6
								133	A	Virginia	2 10
								166	A	Radford	3 8
								166	A	Radford	1 0
								177	H	Delaware	1 3
								177	H	Delaware	8 7
								177	N	Delaware	7 6
								214	A	UMBC	2 5
								214	A	UMBC	0 7
								220	H	Drexel	2 10
								240	A	Hampton	3 4
								240	A	Hampton	2 1
								246	H	Mt. St. Mary's	2 6
								248	N	Robert Morris	8 11
								250	H	Iona	6 2
								254	N	Buffalo	5 4
								260	H	Central Conn. St.	3 7
								278	A	N.C. Central	10 3
								278	A	N.C. Central	7 8
								279	A	Morgan St.	5 6
								279	A	Morgan St.	7 0
								279	A	Morgan St.	6 5
								281	H	N.C. A&T	1 0
								281	H	N.C. A&T	15 4
								283	H	Morehead St.	8 3
								284	H	St. Bonaventure	5 1
LAST 10 GAMES								284	H	St. Bonaventure	5 1
				290	H	Coppin St.	7 1	291	N	Delaware St.	3 4
				290	H	Coppin St.	2 1	177	H	Delaware	8 7
				279	A	Morgan St.	7 0	177	H	Delaware	1 3
				177	N	Delaware	7 6	166	A	Radford	3 8
				260	H	Central Conn. St.	3 7				

Non-Div. I Games:

Norfolk St.

Norfolk St.

Normfolkst.

Norfolk St.

D
a
r
t
m
o
u
t
h

Dartmouth

Average RPI Win:	210	WON-LOST RECORD	WINNING PCT. RANK	LAST 10 GAMES	STRENGTH OF SCHEDULE	OPP. STRENGTH OF SCHEDULE	TEAM RPI	ADJ RPI	CONF. RPI	ADJ CONF. RPI					
DIV. I ONLY		14-21-0	.4	202	3-7-0	243	215	235	.42962	239	16	14			
DIV. I NON-CONF.		11-15-0	.42308	184	2-2-0	284	227	246	.4208	248	18	17			
<hr/>															
TOTALS	RPI 1-25	RPI 26-50		W-L RECORDS		RPI 51-100		RPI 101-150		RPI 150+					
14-21-0	0-0-0	0-1-0		OVERALL		0-4-0		1-3-0		13-13-0					
3-6-0	0-0-0	0-0-0		HOME		0-0-0		0-1-0		3-5-0					
3-8-0	0-0-0	0-1-0		AWAY		0-4-0		1-1-0		2-2-0					
8-7-0	0-0-0	0-0-0		NEUTRAL		0-0-0		0-1-0		8-6-0					
11-15-0	0-0-0	0-1-0		NON-CONFERENCE		0-1-0		1-3-0		10-10-0					
0-3-0	0-0-0	0-0-0		HOME		0-0-0		0-1-0		0-2-0					
3-5-0	0-0-0	0-0-		AWAY		0-1-0		1-1-0		2-2-0					
8-7-0	0-0-0	0-0-0		NEUTRAL		0-0-0		0-1-0		8-6-0					
3-6-0	0-0-0	0-0-0		CONFERENCE		0-3-0		0-0-0		3-3-0					
3-3-0	0-0-0	0-0-0		HOME		0-0-0		0-0-0		3-3-0					
0-3-0	0-0-0	0-0-0		AWAY		0-3-0		0-0-0		0-0-0					
0-0-0	0-0-0	0-0-0		NEUTRAL		0-0-0		0-0-0		0-0-0					
<hr/>															
RPI	S	Opponent	Score	RPI	S	Opponent	Score	RPI	S	Opponent	Score				
				50	A	San Jose St.	0 6	56	A	Fresno St.	3 5				
								62	A	Grand Canyon	0 6				
								62	A	Grand Canyon	1 9				
								62	A	Grand Canyon	2 3				
										123	N	Ball St.	6 8		
										124	H	CSUN	3 11		
										128	A	Sacramento St.	0 8		
										128	A	Sacramento St.	10 2		
										156	N	Utah St.	0 14		
										190	N	Binghamton	8 4		
										190	N	Binghamton	3 9		
										191	A	San Diego	2 3		
										191	A	San Diego	2 3		
										191	A	San Diego	4 3		
										191	N	San Diego	2 4		
										191	N	San Diego	12 4		
										196	H	California Baptist	1 0		
										196	H	California Baptist	3 1		
										196	H	California Baptist	4 6		
										199	N	Pacific	6 5		
										201	N	Montana	3 2		
										201	N	Montana	3 7		
										202	H	UMKC	1 0		
										202	H	UMKC	4 5		
										202	H	UMKC	2 5		
				LAST 10 GAMES							206	N	UC Santa Barbara	4 3	
				124	H	CSUN	3 11	191	A	San Diego	2 3	232	H	North Dakota	4 7
				202	H	UMKC	4 5	202	H	UMKC	1 0	232	H	North Dakota	2 8
				232	H	North Dakota	4 7	202	H	UMKC	2 5	234	N	Army West Point	3 4
				62	A	Grand Canyon	0 6	62	A	Grand Canyon	1 9	242	N	Saint Mary's (CA)	7 4
				196	H	California Baptist	3 1	62	A	Grand Canyon	2 3	261	A	Santa Clara	6 5

Non-Div. I Games:

CSU Bakersfield

RPI	S	Opponent	Score	
261	N	Santa Clara	8	10
261	N	Santa Clara	5	2
280	N	Southern Utah	11	5

CSU Bakersfield

C
S
U
B
a
k
e
r
s
f
i
e
l
d

C
S
U
B
a
k
e
r
s
f
i
e
l
d

Hampton

Hampton

RPI	S	Opponent	Score	
291	H	Delaware St.	9	0
294	H	Saint Peter's	7	3
297	H	South Carolina St.	13	2
297	H	South Carolina St.	8	0
297	H	South Carolina St.	11	2

Hampton

H
a
m
p
t
o
n

H
a
m
p
t
o
n

Average RPI Win: 204		WON-LOST	WINNING	LAST 10	STRENGTH OF		OPP. STRENGTH	TEAM	ADJ	CONF.	ADJ CONF.
Average RPI Loss: 116		RECORD	PCT. RANK	GAMES	SCHEDULE		OF SCHEDULE	RPI	RPI	RPI	RPI
DIV. I ONLY		10-30-0	.25	267	6-4-0		165	136	242	.42817	241
DIV. I NON-CONF.		5-24-0	.17241	270	0-1-0		56	90	222	.44402	222
TOTALS		RPI 1-25	RPI 26-50		W-L RECORDS		RPI 51-100		RPI 101-150		RPI 150+
10-30-0		0-3-0	0-6-0		OVERALL		1-5-0		0-8-0		9-8-0
3-3-0		0-0-0	0-1-0		HOME		0-0-0		0-2-0		3-0-0
3-13-0		0-2-0	0-3-0		AWAY		0-2-0		0-0-0		3-6-0
4-14-0		0-1-0	0-2-0		NEUTRAL		1-3-0		0-6-0		3-2-0
5-24-0		0-3-0	0-6-0		NON-CONFERENCE		1-5-0		0-6-0		4-4-0
0-1-0		0-0-0	0-1-0		HOME		0-0-0		0-0-0		0-0-0
1-9-0		0-2-0	0-0-		AWAY		0-2-0		0-0-0		1-2-0
4-14-0		0-1-0	0-2-0		NEUTRAL		1-3-0		0-6-0		3-2-0
5-6-0		0-0-0	0-0-0		CONFERENCE		0-0-0		0-2-0		5-4-0
3-2-0		0-0-0	0-0-0		HOME		0-0-0		0-2-0		3-0-0
2-4-0		0-0-0	0-0-0		AWAY		0-0-0		0-0-0		2-4-0
0-0-0		0-0-0	0-0-0		NEUTRAL		0-0-0		0-0-0		0-0-0
RPI S	Opponent	Score	RPI S	Opponent	Score	RPI S	Opponent	Score	RPI S	Opponent	Score
18 A	Texas Tech	0 8	31 H	Colorado St.	3 4	51 N	Iowa St.	3 7	102 N	Jacksonville St.	6 12
18 A	Texas Tech	2 7	41 A	Texas A&M	2 18	51 N	Iowa St.	7 6	102 N	Jacksonville St.	1 4
25 N	Arkansas	0 11	41 A	Texas A&M	1 9	52 N	Southern Ill.	0 6	106 N	Utah	0 7
			45 N	North Dakota St.	0 4	60 A	North Texas	2 8	123 N	Ball St.	0 10
			47 N	UCF	0 7	60 N	North Texas	0 9	130 N	Northern Ill.	3 8
			50 A	San Jose St.	1 3	62 A	Grand Canyon	0 8	137 H	Weber St.	1 6
									137 H	Weber St.	4 6
									150 N	South Dakota	1 11
									156 N	Utah St.	9 5
									176 N	Gardner-Webb	8 9
									196 N	California Baptist	6 1
									205 H	Idaho St.	4 3
									205 H	Idaho St.	4 2
									205 H	Idaho St.	9 1
									215 A	Portland St.	7 6
									215 A	Portland St.	0 4
									215 A	Portland St.	0 3
									225 N	Detroit Mercy	1 4
									230 A	Saint Louis	5 8
									261 A	Santa Clara	2 0
									261 A	Santa Clara	1 9
									263 N	Omaha	6 3
									280 A	Southern Utah	7 4
									280 A	Southern Utah	3 4
									280 A	Southern Utah	11 16
			LAST 10 GAMES								
			280 A	Southern Utah	3 4	280 A	Southern Utah	7 4			
			205 H	Idaho St.	4 2	205 H	Idaho St.	9 1			
			215 A	Portland St.	0 4	205 H	Idaho St.	4 3			
			137 H	Weber St.	1 6	215 A	Portland St.	0 3			
			280 A	Southern Utah	11 16	215 A	Portland St.	7 6			

Non-Div. I Games: MSU Denver 7 5

Northern Colo.

Average RPI Win:		222	WON-LOST RECORD		WINNING PCT. RANK		LAST 10 GAMES		STRENGTH OF SCHEDULE		OPP. STRENGTH OF SCHEDULE		TEAM RPI		ADJ RPI		CONF. RPI		ADJ CONF. RPI	
DIV. I ONLY			9-28-0		.24324 268		2-8-0		142		186		238		.42647 242		21		22	
DIV. I NON-CONF.			7-27-0		.20588 261		0-7-0		94		176		232		.42957 232		22		21	
TOTALS		RPI 1-25		RPI 26-50		W-L RECORDS		RPI 51-100		RPI 101-150		RPI 150+								
9-28-0		0-2-0		0-2-0		OVERALL		0-9-0		0-6-0		9-9-0								
7-8-0		0-0-0		0-0-0		HOME		0-1-0		0-2-0		7-5-0								
0-11-0		0-0-0		0-2-0		AWAY		0-5-0		0-4-0		0-0-0								
2-9-0		0-2-0		0-0-0		NEUTRAL		0-3-0		0-0-0		2-4-0								
7-27-0		0-2-0		0-2-0		NON-CONFERENCE		0-9-0		0-6-0		7-8-0								
5-7-0		0-0-0		0-0-0		HOME		0-1-0		0-2-0		5-4-0								
0-11-0		0-0-0		0-0-		AWAY		0-5-0		0-4-0		0-0-0								
2-9-0		0-2-0		0-0-0		NEUTRAL		0-3-0		0-0-0		2-4-0								
2-1-0		0-0-0		0-0-0		CONFERENCE		0-0-0		0-0-0		2-1-0								
2-1-0		0-0-0		0-0-0		HOME		0-0-0		0-0-0		2-1-0								
0-0-0		0-0-0		0-0-0		AWAY		0-0-0		0-0-0		0-0-0								
0-0-0		0-0-0		0-0-0		NEUTRAL		0-0-0		0-0-0		0-0-0								
RPI	S	Opponent		Score		RPI	S	Opponent		Score		RPI	S	Opponent		Score				
3	N	UCLA		1	9	26	A	Stanford		0	8	56	N	Fresno St.		3	4			
3	N	UCLA		1	13	26	A	Stanford		0	8	60	A	North Texas		7	14			
												60	A	North Texas		2	9			
												60	A	North Texas		0	8			
												65	A	California		0	8			
												65	H	California		5	13			
												66	N	Seattle U		1	7			
												86	A	UC Davis		0	6			
												89	N	UT Arlington		0	8			
												</								

Non-Div. I Games:

Saint Mary's (CA)

Average RPI Win: 199		WON-LOST	WINNING	LAST 10	STRENGTH OF	OPP. STRENGTH	TEAM	ADJ	CONF.	ADJ CONF.				
Average RPI Loss: 162		RECORD	PCT. RANK	GAMES	SCHEDULE	OF SCHEDULE	RPI	RPI	RPI	RPI				
DIV. I ONLY		9-22-0	.29032	250	3-7-0	177	226	244	.42612	243	23	23		
DIV. I NON-CONF.		7-15-0	.31818	235	1-0-0	209	194	234	.43027	231	23	24		
<hr/>														
TOTALS		RPI 1-25	RPI 26-50		W-L RECORDS		RPI 51-100		RPI 101-150		RPI 150+			
9-22-0		0-1-0	0-0-0		OVERALL		0-1-0		2-9-0		7-11-0			
1-2-0		0-0-0	0-0-0		HOME		0-0-0		0-0-0		1-2-0			
4-13-0		0-0-0	0-0-0		AWAY		0-0-0		1-7-0		3-6-0			
4-7-0		0-1-0	0-0-0		NEUTRAL		0-1-0		1-2-0		3-3-0			
7-15-0		0-1-0	0-0-0		NON-CONFERENCE		0-1-0		2-6-0		5-7-0			
0-0-0		0-0-0	0-0-0		HOME		0-0-0		0-0-0		0-0-0			
3-8-0		0-0-0	0-0-		AWAY		0-0-0		1-4-0		2-4-0			
4-7-0		0-1-0	0-0-0		NEUTRAL		0-1-0		1-2-0		3-3-0			
2-7-0		0-0-0	0-0-0		CONFERENCE		0-0-0		0-3-0		2-4-0			
1-2-0		0-0-0	0-0-0		HOME		0-0-0		0-0-0		1-2-0			
1-5-0		0-0-0	0-0-0		AWAY		0-0-0		0-3-0		1-2-0			
0-0-0		0-0-0	0-0-0		NEUTRAL		0-0-0		0-0-0		0-0-0			
RPI	S	Opponent	Score		RPI	S	Opponent	Score		RPI	S	Opponent	Score	
18	N	Texas Tech	0	10						58	N	Southeast Mo. St.	2	6
										112	A	UMass Lowell	2	5
										112	A	UMass Lowell	5	7
										112	A	UMass Lowell	0	8
										113	A	Middle Tenn.	2	1
										116	A	Memphis	2	8
										117	N	Murray St.	6	5
										120	A	Belmont	5	13
										120	A	Belmont	1	4
										136	N	UTSA	5	6
										136	N	UTSA	0	3
										147	A	Kansas	4	6
										154	A	Lamar University	2	7
										154	A	Lamar University	2	4
										202	N	UMKC	5	4
										202	N	UMKC	0	7
										202	N	UMKC	2	8
										204	A	Tennessee St.	6	1
										204	A	Tennessee St.	9	3
										214	A	UMBC	0	7
										214	A	UMBC	0	4
										214	A	UMBC	4	0
					LAST 10 GAMES					233	N	Rhode Island	11	2
					235	A	Abilene Christian	2	9	235	A	Abilene Christian	2	9
					202	N	UMKC	5	4	235	A	Abilene Christian	2	9
					235	A	Abilene Christian	2	9	250	N	Iona	3	1
					202	N	UMKC	0	7	252	H	Hartford	5	2
					252	H	Hartford	2	4	252	H	Hartford	0	1

Non-Div. I Games:

Maine

RPI	S	Opponent	Score	
252	H	Hartford	2	4
253	N	Manhattan	1	5

Maine

M
a
i
n
e

M
a
i
n
e

[illegible]

Non-Div. I Games:

Evansville

RPI	S	Opponent	Score	
296	N	Southern U.	3	1
296	N	Southern U.	5	4
296	N	Southern U.	8	0

Evansville

E
v
a
n
s
v
i
l
l
e

E
v
a
n
s
v
i
l
l
e

Average RPI Win:		224	WON-LOST RECORD		WINNING PCT. RANK		LAST 10 GAMES		STRENGTH OF SCHEDULE		OPP. STRENGTH OF SCHEDULE		TEAM RPI		ADJ RPI		CONF. RPI		ADJ CONF. RPI				
Average RPI Loss:		150																					
DIV. I ONLY			14-29-0		.32558 241		5-5-0		228		206		250		.42378 245		29		29				
DIV. I NON-CONF.			6-24-0		.2 262		0-1-0		181		116		258		.41793 252		29		27				
TOTALS		RPI 1-25		RPI 26-50		W-L RECORDS		RPI 51-100		RPI 101-150		RPI 150+											
14-29-0		0-2-0		1-4-0		OVERALL		0-2-0		1-6-0		12-15-0											
5-3-0		0-0-0		0-0-0		HOME		0-0-0		0-0-0		5-3-0											
4-12-0		0-1-0		0-3-0		AWAY		0-0-0		0-3-0		4-5-0											
5-14-0		0-1-0		1-1-0		NEUTRAL		0-2-0		1-3-0		3-7-0											
6-24-0		0-2-0		1-4-0		NON-CONFERENCE		0-2-0		1-6-0		4-10-0											
0-1-0		0-0-0		0-0-0		HOME		0-0-0		0-0-0		0-1-0											
1-9-0		0-1-0		0-0-		AWAY		0-0-0		0-3-0		1-2-0											
5-14-0		0-1-0		1-1-0		NEUTRAL		0-2-0		1-3-0		3-7-0											
8-5-0		0-0-0		0-0-0		CONFERENCE		0-0-0		0-0-0		8-5-0											
5-2-0		0-0-0		0-0-0		HOME		0-0-0		0-0-0		5-2-0											
3-3-0		0-0-0		0-0-0		AWAY		0-0-0		0-0-0		3-3-0											
0-0-0		0-0-0		0-0-0		NEUTRAL		0-0-0		0-0-0		0-0-0											
RPI	S	Opponent		Score		RPI	S	Opponent		Score		RPI	S	Opponent		Score							
22	N	Drake		0	5	29	A	Notre Dame		0	8	58	N	Southeast Mo. St.		3	5	116	A	Memphis		2	4
25	A	Arkansas		2	10	33	A	Louisville		0	3	77	N	DePaul		8	11	120	N	Belmont		2	3
						36	N	Missouri		3	11							120	N	Belmont		1	10
						36	N	Missouri		9	8							144	A	Loyola Chicago		0	6
						43	A	Illinois		4	9							148	N	SIUE		11	8
																		148	N	SIUE		5	17
																		149	A	Ga. Southern		3	8
																		163	N	Western Ill.		2	4
																		163	N	Western Ill.		4	8
																		173	A	Valparaiso		1	4
																		200	A	Indiana St.		2	9
																		200	A	Indiana St.		6	3
																		200	N	Indiana St.		8	3
																		200	N	Indiana St.		3	6
																		202	N	UMKC		2	3
																		202	N	UMKC		0	10
																		202	N	UMKC		5	12
																		221	H	Butler		6	7
																		221	N	Butler		0	8
																		227	H	Youngstown St.		3	6
																		246	N	Mt. St. Mary's		3	0
						LAST 10 GAMES												248	A	Northern Ky.		4	2
						116	A	Memphis		2	4	200	A	Indiana St.		6	3	248	A	Northern Ky.		13	5
						255	H	Wright St.		7	0	257	H	Oakland		7	1	248	A	Northern Ky.		1	0
						257	H	Oakland		9	10	257	H	Oakland		11	3	255	H	Wright St.		8	7
						268	A	Green Bay		13	14	268	A	Green Bay		0	7	255	H	Wright St.		7	0
						248	A	Northern Ky.		1	0	268	A	Green Bay		1	7	255	H	Wright St.		5	2

Non-Div. I Games:

IUPUI

RPI	S	Opponent	Score	
257	H	Oakland	7	1
257	H	Oakland	11	3
257	H	Oakland	9	10
268	A	Green Bay	1	7
268	A	Green Bay	13	14
268	A	Green Bay	0	7
283	N	Morehead St.	11	2

Average RPI Win: 246		WON-LOST RECORD		WINNING PCT. RANK		LAST 10 GAMES		STRENGTH OF SCHEDULE		OPP. STRENGTH OF SCHEDULE		TEAM RPI		ADJ RPI		CONF. RPI		ADJ CONF. RPI	
DIV. I ONLY		18-23-0		.43902 180		5-5-0		256		280		248		.4174 246		27		27	
DIV. I NON-CONF.		14-17-0		.45161 167		2-2-0		276		286		241		.4191 250		27		29	
TOTALS		RPI 1-25		RPI 26-50		W-L RECORDS		RPI 51-100		RPI 101-150		RPI 150+							
18-23-0		0-0-0		0-0-0		OVERALL		0-0-0		1-6-0		17-17-0							
8-4-0		0-0-0		0-0-0		HOME		0-0-0		0-2-0		8-2-0							
7-15-0		0-0-0		0-0-0		AWAY		0-0-0		0-4-0		7-11-0							
3-4-0		0-0-0		0-0-0		NEUTRAL		0-0-0		1-0-0		2-4-0							
14-17-0		0-0-0		0-0-0		NON-CONFERENCE		0-0-0		1-4-0		13-13-0							
5-3-0		0-0-0		0-0-0		HOME		0-0-0		0-2-0		5-1-0							
6-10-0		0-0-0		0-0-		AWAY		0-0-0		0-2-0		6-8-0							
3-4-0		0-0-0		0-0-0		NEUTRAL		0-0-0		1-0-0		2-4-0							
4-6-0		0-0-0		0-0-0		CONFERENCE		0-0-0		0-2-0		4-4-0							
3-1-0		0-0-0		0-0-0		HOME		0-0-0		0-0-0		3-1-0							
1-5-0		0-0-0		0-0-0		AWAY		0-0-0		0-2-0		1-3-0							
0-0-0		0-0-0		0-0-0		NEUTRAL		0-0-0		0-0-0		0-0-0							
RPI	S	Opponent		Score		RPI	S	Opponent		Score		RPI	S	Opponent		Score			

Non-Div. I Games:

Mt. St. Mary's

RPI	S	Opponent	Score	
245	N	IUPUI	0	3
267	A	Wagner	10	2
267	A	Wagner	0	4
270	H	Fairleigh Dickinson	5	2
270	H	Fairleigh Dickinson	1	0
279	A	Morgan St.	12	4
283	N	Morehead St.	15	3
284	N	St. Bonaventure	6	4
286	H	Cornell	4	7
286	H	Cornell	9	1
290	H	Coppin St.	8	0
290	H	Coppin St.	22	4
293	H	UMES	5	0
293	H	UMES	11	0

Mt. St. Mary's

M
t
.
S
t
.
M
a
r
y
'
s

M
t
.
S
t
.
M
a
r
y
'
s

[illegible]

Non-Div. I Games:

Siena

Average RPI Win: 242		WON-LOST RECORD		WINNING PCT. RANK		LAST 10 GAMES		STRENGTH OF SCHEDULE		OPP. STRENGTH OF SCHEDULE		TEAM RPI		ADJ RPI		CONF. RPI		ADJ CONF. RPI	
DIV. I ONLY		13-22-0		.37143 218		6-4-0		242		255		251		.41701 248		29		29	
DIV. I NON-CONF.		7-17-0		.29167 240		0-2-0		188		231		239		.42395 242		29		27	
TOTALS		RPI 1-25		RPI 26-50		W-L RECORDS		RPI 51-100		RPI 101-150		RPI 150+							
13-22-0		0-1-0		0-0-0		OVERALL		0-5-0		1-6-0		12-10-0							
2-5-0		0-1-0		0-0-0		HOME		0-0-0		0-0-0		2-4-0							
4-6-0		0-0-0		0-0-0		AWAY		0-2-0		0-2-0		4-2-0							
7-11-0		0-0-0		0-0-0		NEUTRAL		0-3-0		1-4-0		6-4-0							
7-17-0		0-1-0		0-0-0		NON-CONFERENCE		0-5-0		1-6-0		6-5-0							
0-1-0		0-1-0		0-0-0		HOME		0-0-0		0-0-0		0-0-0							
0-5-0		0-0-0		0-0-		AWAY		0-2-0		0-2-0		0-1-0							
7-11-0		0-0-0		0-0-0		NEUTRAL		0-3-0		1-4-0		6-4-0							
6-5-0		0-0-0		0-0-0		CONFERENCE		0-0-0		0-0-0		6-5-0							
2-4-0		0-0-0		0-0-0		HOME		0-0-0		0-0-0		2-4-0							
4-1-0		0-0-0		0-0-0		AWAY		0-0-0		0-0-0		4-1-0							
0-0-0		0-0-0		0-0-0		NEUTRAL		0-0-0		0-0-0		0-0-0							
RPI	S	Opponent		Score		RPI	S	Opponent		Score		RPI	S	Opponent		Score			
20	H	Kentucky		0 13								107	A	Ohio		1 3			
								57 N Longwood		1 6				112 N UMass Lowell		4 6			
								61 N Cal St. Fullerton		0 3				120 A Belmont		5 6			
								74 A UNC Greensboro		2 5				124 N CSUN		4 3			
								84 A Elon		2 9				133 N Virginia		2 4			
								86 N UC Davis		0 3				133 N Virginia		1 11			
														139 N Nevada		0 12			
														203 N Dayton		1 3			
														205 N Idaho St.		1 2			
														205 N Idaho St.		3 0			
														205 N Idaho St.		7 5			
														245 H IUPUI		2 4			
														245 H IUPUI		5 13			
														245 H IUPUI		0 1			
														250 N Iona		5 1			
														250 N Iona		3 2			
														255 A Wright St.		4 5			
														255 A Wright St.		13 7			
														255 A Wright St.		6 5			
														256 N Alabama A&M		0 4			
														257 A Oakland		6 5			
														257 A Oakland		5 4			
														261 A Santa Clara		0 1			
														268 H Green Bay		4 8			
														268 H Green Bay		3 2			
														268 H Green Bay		6 2			
														278 N N.C. Central		9 0			

RPI	S	Opponent	Score	
280	N	Southern Utah	5	4
280	N	Southern Utah	3	4

Northern Ky.

N
o
r
t
h
e
r
n
K
y
.

N
o
r
t
h
e
r
n
K
y
.

Average RPI Win: 239		WON-LOST RECORD		WINNING PCT. RANK		LAST 10 GAMES		STRENGTH OF SCHEDULE		OPP. STRENGTH OF SCHEDULE		TEAM RPI		ADJ RPI		CONF. RPI		ADJ CONF. RPI	
DIV. I ONLY		13-28-0		.31707 242		5-5-0		196		246		247		.41701 248		27		27	
DIV. I NON-CONF.		9-24-0		.27273 246		3-3-0		165		246		238		.41859 251		27		29	
TOTALS		RPI 1-25		RPI 26-50		W-L RECORDS		RPI 51-100		RPI 101-150		RPI 150+							
13-28-0		0-1-0		0-1-0		OVERALL		0-9-0		1-4-0		12-13-0							
4-5-0		0-0-0		0-0-0		HOME		0-0-0		0-1-0		4-4-0							
5-13-0		0-1-0		0-1-0		AWAY		0-4-0		0-0-0		5-7-0							
4-10-0		0-0-0		0-0-0		NEUTRAL		0-5-0		1-3-0		3-2-0							
9-24-0		0-1-0		0-1-0		NON-CONFERENCE		0-9-0		1-4-0		8-9-0							
3-4-0		0-0-0		0-0-0		HOME		0-0-0		0-1-0		3-3-0							
2-10-0		0-1-0		0-0-		AWAY		0-4-0		0-0-0		2-4-0							
4-10-0		0-0-0		0-0-0		NEUTRAL		0-5-0		1-3-0		3-2-0							
4-4-0		0-0-0		0-0-0		CONFERENCE		0-0-0		0-0-0		4-4-0							
1-1-0		0-0-0		0-0-0		HOME		0-0-0		0-0-0		1-1-0							
3-3-0		0-0-0		0-0-0		AWAY		0-0-0		0-0-0		3-3-0							
0-0-0		0-0-0		0-0-0		NEUTRAL		0-0-0		0-0-0		0-0-0							
RPI	S	Opponent		Score		RPI	S	Opponent		Score		RPI	S	Opponent		Score			
3	A	UCLA		0 11		48	A	Liberty		0 4		57	A	Longwood		1 4			
												57	N	Longwood		0 2			
												64	A	USC Upstate		1 5			
												64	A	USC Upstate		0 8			
												64	A	USC Upstate		0 8			
												75	N	BYU		0 1			
												82	N	Rutgers		0 8			
												82	N	Rutgers		2 11			
												100	N	San Diego St.		1 6			

Non-Div. I Games:

Robert Morris

RPI	S	Opponent	Score	
284	A	St. Bonaventure	1	11
284	A	St. Bonaventure	8	2
291	N	Delaware St.	7	1

Robert Morris

R
o
b
e
r
t
M
o
r
r
i
s

R
o
b
e
r
t
M
o
r
r
i
s

Average RPI Win: 214		WON-LOST	WINNING	LAST 10	STRENGTH OF		OPP. STRENGTH	TEAM	ADJ		CONF.	ADJ CONF.
Average RPI Loss: 143		RECORD	PCT. RANK	GAMES	SCHEDULE		OF SCHEDULE	RPI	RPI		RPI	RPI
DIV. I ONLY		8-29-0	.21622	272	148		225	253	.41556		251	22
DIV. I NON-CONF.		5-20-0	.2	262	106		239	242	.4247		238	20
TOTALS		RPI 1-25	RPI 26-50		W-L RECORDS		RPI 51-100		RPI 101-150		RPI 150+	
8-29-0		0-0-0	0-5-0		OVERALL		0-2-0		2-12-0		6-10-0	
3-8-0		0-0-0	0-3-0		HOME		0-0-0		0-0-0		3-5-0	
1-9-0		0-0-0	0-0-0		AWAY		0-1-0		0-7-0		1-1-0	
4-12-0		0-0-0	0-2-0		NEUTRAL		0-1-0		2-5-0		2-4-0	
5-20-0		0-0-0	0-2-0		NON-CONFERENCE		0-2-0		2-9-0		3-7-0	
0-2-0		0-0-0	0-0-0		HOME		0-0-0		0-0-0		0-2-0	
1-6-0		0-0-0	0-0-		AWAY		0-1-0		0-4-0		1-1-0	
4-12-0		0-0-0	0-2-0		NEUTRAL		0-1-0		2-5-0		2-4-0	
3-9-0		0-0-0	0-3-0		CONFERENCE		0-0-0		0-3-0		3-3-0	
3-6-0		0-0-0	0-3-0		HOME		0-0-0		0-0-0		3-3-0	
0-3-0		0-0-0	0-0-0		AWAY		0-0-0		0-3-0		0-0-0	
0-0-0		0-0-0	0-0-0		NEUTRAL		0-0-0		0-0-0		0-0-0	
RPI S	Opponent	Score	RPI S	Opponent	Score	RPI S	Opponent	Score	RPI S	Opponent	Score	
			45 H	North Dakota St.	1 11	77 N	DePaul	0 1	102 N	Jacksonville St.	2 7	
			45 H	North Dakota St.	0 5	87 A	Purdue	4 5	104 N	Eastern Ky.	1 11	
			45 H	North Dakota St.	0 7				109 N	UNI	1 6	
			49 N	Lipscomb	2 10				109 N	UNI	8 2	
			49 N	Lipscomb	0 6				117 A	Murray St.	0 2	
									120 A	Belmont	0 8	
									120 A	Belmont	1 8	
									125 N	North Ala.	8 6	
									131 N	Samford	2 5	
									144 A	Loyola Chicago	0 2	
									146 N	UIC	3 10	
									150 A	South Dakota	0 6	
									150 A	South Dakota	0 10	
									150 A	South Dakota	0 7	
									158 N	Southeastern La.	1 3	
									180 N	UT Martin	1 9	
									212 H	Bowling Green	1 5	
									212 H	Bowling Green	3 6	
									218 N	Western Caro.	8 7	
									221 A	Butler	2 3	
									225 N	Detroit Mercy	3 5	
									232 H	North Dakota	7 3	
									232 H	North Dakota	2 6	
									232 H	North Dakota	1 4	
									244 N	Evansville	3 1	
									259 A	Alabama St.	9 6	
									263 H	Omaha	6 4	
LAST 10 GAMES			131 N	Samford	2 5	150 A	South Dakota	0 10	232 H	North Dakota	2 6	
			104 N	Eastern Ky.	1 11	45 H	North Dakota St.	0 5	232 H	North Dakota	1 4	
			158 N	Southeastern La.	1 3	212 H	Bowling Green	3 6	244 N	Evansville	3 1	
			263 H	Omaha	6 4	263 H	Omaha	6 5	259 A	Alabama St.	9 6	
			232 H	North Dakota	2 6	263 H	Omaha	4 9	263 H	Omaha	6 4	

Non-Div. I Games:

Purdue Fort Wayne

RPI	S	Opponent	Score	
263	H	Omaha	6	5
263	H	Omaha	4	9
268	N	Green Bay	1	3

Purdue Fort Wayne
n
e

P
u
r
d
u
e
F
o
r
t
W
a
y
n
e

Average RPI Win: 249		WON-LOST RECORD		WINNING PCT. RANK		LAST 10 GAMES		STRENGTH OF SCHEDULE		OPP. STRENGTH OF SCHEDULE		TEAM RPI		ADJ RPI		CONF. RPI		ADJ CONF. RPI	
DIV. I ONLY		15-22-0		.40541 199		3-7-0		235		275		245		.41511 252		23		23	
DIV. I NON-CONF.		12-14-0		.46154 157		1-1-0		281		293		248		.41031 260		23		24	
TOTALS		RPI 1-25		RPI 26-50		W-L RECORDS		RPI 51-100		RPI 101-150		RPI 150+							
15-22-0		0-0-0		0-0-0		OVERALL		0-0-0		1-8-0		14-14-0							
8-9-0		0-0-0		0-0-0		HOME		0-0-0		1-4-0		7-5-0							
7-10-0		0-0-0		0-0-0		AWAY		0-0-0		0-3-0		7-7-0							
0-3-0		0-0-0		0-0-0		NEUTRAL		0-0-0		0-1-0		0-2-0							
12-14-0		0-0-0		0-0-0		NON-CONFERENCE		0-0-0		0-1-0		12-13-0							
7-5-0		0-0-0		0-0-0		HOME		0-0-0		0-0-0		7-5-0							
5-6-0		0-0-0		0-0-		AWAY		0-0-0		0-0-0		5-6-0							
0-3-0		0-0-0		0-0-0		NEUTRAL		0-0-0		0-1-0		0-2-0							
3-8-0		0-0-0		0-0-0		CONFERENCE		0-0-0		1-7-0		2-1-0							
1-4-0		0-0-0		0-0-0		HOME		0-0-0		1-4-0		0-0-0							
2-4-0		0-0-0		0-0-0		AWAY		0-0-0		0-3-0		2-1-0							
0-0-0		0-0-0		0-0-0		NEUTRAL		0-0-0		0-0-0		0-0-0							
RPI	S	Opponent		Score	RPI	S	Opponent		Score	RPI	S	Opponent		Score	RPI	S	Opponent		Score

Non-Div. I Games:

Hartford

RPI	S	Opponent	Score	
260	A	Central Conn. St.	10	9
260	A	Central Conn. St.	9	7
260	H	Central Conn. St.	3	0
260	H	Central Conn. St.	5	10
270	H	Fairleigh Dickinson	7	1
270	H	Fairleigh Dickinson	4	2
271	A	Quinnipiac	0	6
271	A	Quinnipiac	9	8
294	H	Saint Peter's	8	5
294	H	Saint Peter's	17	7

Hartford

H
a
r
t
f
o
r
d

H
a
r
t
f
o
r
d

[illegible]

Non-Div. I Games:

Manhattan

RPI	S	Opponent	Score	
279	H	Morgan St.	2	1
286	N	Cornell	11	9
286	N	Cornell	6	2
286	N	Cornell	8	1
287	H	Rider	8	0
287	H	Rider	7	5

Manhattan

M
a
n
h
a
t
t
a
n

M
a
n
h
a
t
t
a
n

Average RPI Win: 204		WON-LOST RECORD		WINNING PCT. RANK		LAST 10 GAMES		STRENGTH OF SCHEDULE		OPP. STRENGTH OF SCHEDULE		TEAM RPI		ADJ RPI		CONF. RPI		ADJ CONF. RPI	
DIV. I ONLY		9-24-1		.27941 252		5-4-1		224		154		254		.41347 254		19		19	
DIV. I NON-CONF.		3-20-0		.13043 280		0		197		124		274		.39214 272		17		18	
TOTALS		RPI 1-25		RPI 26-50		W-L RECORDS		RPI 51-100		RPI 101-150		RPI 150+							
9-24-1		0-0-0		0-4-0		OVERALL		0-4-0		2-4-0		7-12-1							
3-2-1		0-0-0		0-0-0		HOME		0-0-0		1-1-0		2-1-1							
3-9-0		0-0-0		0-3-0		AWAY		0-2-0		0-2-0		3-2-0							
3-13-0		0-0-0		0-1-0		NEUTRAL		0-2-0		1-1-0		2-9-0							
3-20-0		0-0-0		0-4-0		NON-CONFERENCE		0-4-0		1-3-0		2-9-0							
0-0-0		0-0-0		0-0-0		HOME		0-0-0		0-0-0		0-0-0							
0-7-0		0-0-0		0-0-		AWAY		0-2-0		0-2-0		0-0-0							
3-13-0		0-0-0		0-1-0		NEUTRAL		0-2-0		1-1-0		2-9-0							
6-4-1		0-0-0		0-0-0		CONFERENCE		0-0-0		1-1-0		5-3-1							
3-2-1		0-0-0		0-0-0		HOME		0-0-0		1-1-0		2-1-1							
3-2-0		0-0-0		0-0-0		AWAY		0-0-0		0-0-0		3-2-0							
0-0-0		0-0-0		0-0-0		NEUTRAL		0-0-0		0-0-0		0-0-0							
RPI	S	Opponent		Score		RPI	S	Opponent		Score		RPI	S	Opponent		Score			
33	N	Louisville		0	10	61	A	Cal St. Fullerton		4	5	110	N	Chattanooga		6	11		
35	A	Georgia		1	14	68	N	Loyola Marymount		1	2	114	N	LIU Brooklyn		11	1		
49	A	Lipscomb		2	3	93	N	North Florida		1	7	130	H	Northern Ill.		8	4		
49	A	Lipscomb		5	15	99	A	FIU		3	8	130	H	Northern Ill.		4	10		
												133	A	Virginia		3	11		
												133	A	Virginia		4	11		
												159	N	Winthrop		2	3		
												159	N	Winthrop		9	13		
												167	H	Central Mich.		6	5		
												167	H	Central Mich.		3	3		
												167	H	Central Mich.		2	3		
												173	N	Valparaiso		0	2		
												177	N	Delaware		2	7		
												197	N	Princeton		9	4		
												199	N	Pacific		0	11		
												205	N	Idaho St.		2	3		
												212	A	Bowling Green		11	9		
												212	A	Bowling Green		5	4		
												212	A	Bowling Green		2	10		
												222	N	Eastern Ill.		6	9		
												237	N	Norfolk St.		4	5		
												263	N	Omaha		2	5		
												263	N	Omaha		4	1		
												269	A	Akron		16	6		
												269	A	Akron		3	4		
												269	H	Akron		6	5		
LAST 10 GAMES				LAST 10 GAMES				LAST 10 GAMES											
49	A	Lipscomb		2	3	130	H	Northern Ill.		4	10	263	N	Omaha		4	1		
133	A	Virginia		4	11	269	A	Akron		16	6	269	A	Akron		16	6		
133	A	Virginia		3	11	212	A	Bowling Green		5	4	269	A	Akron		3	4		
35	A	Georgia		1	14	212	A	Bowling Green		2	10	269	H	Akron		6	5		
167	H	Central Mich.		2	3	212	A	Bowling Green		11	9								

Non-Div. I Games:

Buffalo

Average RPI Win:	233	WON-LOST RECORD	WINNING PCT. RANK	LAST 10 GAMES	STRENGTH OF SCHEDULE	OPP. STRENGTH OF SCHEDULE	TEAM RPI	ADJ RPI	CONF. RPI	ADJ CONF. RPI					
DIV. I ONLY		16-25-0	.39024	206	3-7-0	270	239	258	.41306	255	29	29			
DIV. I NON-CONF.		13-16-0	.44828	169	1-2-0	277	214	230	.44219	225	29	27			

TOTALS	RPI 1-25	RPI 26-50		W-L RECORDS		RPI 51-100		RPI 101-150		RPI 150+					
16-25-0	0-0-0	0-1-0		OVERALL		1-3-0		0-5-0		15-16-0					
4-8-0	0-0-0	0-0-0		HOME		0-2-0		0-0-0		4-6-0					
4-13-0	0-0-0	0-1-0		AWAY		0-0-0		0-4-0		4-8-0					
8-4-0	0-0-0	0-0-0		NEUTRAL		1-1-0		0-1-0		7-2-0					
13-16-0	0-0-0	0-1-0		NON-CONFERENCE		1-3-0		0-5-0		12-7-0					
3-3-0	0-0-0	0-0-0		HOME		0-2-0		0-0-0		3-1-0					
2-9-0	0-0-0	0-0-		AWAY		0-0-0		0-4-0		2-4-0					
8-4-0	0-0-0	0-0-0		NEUTRAL		1-1-0		0-1-0		7-2-0					
3-9-0	0-0-0	0-0-0		CONFERENCE		0-0-0		0-0-0		3-9-0					
1-5-0	0-0-0	0-0-0		HOME		0-0-0		0-0-0		1-5-0					
2-4-0	0-0-0	0-0-0		AWAY		0-0-0		0-0-0		2-4-0					
0-0-0	0-0-0	0-0-0		NEUTRAL		0-0-0		0-0-0		0-0-0					
RPI	S	Opponent	Score	RPI	S	Opponent	Score	RPI	S	Opponent	Score				
				48	A	Liberty	2 10	59	N	Western Ky.	3 6				
								59	N	Western Ky.	2 1				
								83	H	Miami (OH)	0 6				
								83	H	Miami (OH)	2 4				
								101	N	Austin Peay	3 8				
								113	A	Middle Tenn.	0 8				
								113	A	Middle Tenn.	0 3				
								142	A	UAB	4 12				
								142	A	UAB	2 10				
								152	A	Kennesaw St.	1 7				
								152	A	Kennesaw St.	0 4				
								173	N	Valparaiso	11 5				
								175	N	Mercer	6 13				
								176	A	Gardner-Webb	0 7				
								178	A	Toledo	3 4				
								197	N	Princeton	0 8				
								203	H	Dayton	2 8				
								203	H	Dayton	3 0				
								203	H	Dayton	7 5				
								210	N	La.-Monroe	10 7				
								210	N	La.-Monroe	8 7				
								212	H	Bowling Green	5 4				
								225	H	Detroit Mercy	3 4				
								225	H	Detroit Mercy	2 10				
								225	H	Detroit Mercy	2 8				
								230	N	Saint Louis	10 9				
								245	A	IUPUI	2 5				
								245	A	IUPUI	0 7				
								245	A	IUPUI	7 8				
								248	H	Northern Ky.	5 4				
								248	H	Northern Ky.	5 6				

LAST 10 GAMES															
				203	H	Dayton	3 0	152	A	Kennesaw St.	0 4	245	A	IUPUI	2 5
				203	H	Dayton	2 8	293	N	UMES	8 5	245	A	IUPUI	0 7
				203	H	Dayton	7 5	291	N	Delaware St.	4 2	245	A	IUPUI	7 8
				212	H	Bowling Green	5 4	173	N	Valparaiso	11 5	248	H	Northern Ky.	5 4
				59	N	Western Ky.	2 1	245	A	IUPUI	0 7	248	H	Northern Ky.	5 6

Non-Div. I Games:

Wright St.

W
r
i
g
h
t
s
t
.

W
r
i
g
h
t
s
t
.

Wright St.

Average RPI Win: 274		WON-LOST RECORD	WINNING PCT. RANK	LAST 10 GAMES	STRENGTH OF SCHEDULE	OPP. STRENGTH OF SCHEDULE	TEAM RPI	ADJ RPI		CONF. RPI	ADJ CONF. RPI		
Average RPI Loss: 200													
DIV. I ONLY		15-13-0	.53571	125	5-5-0	293	282	256	.40952	256	31	31	
DIV. I NON-CONF.		7-8-0	.46667	155	0-2-0	290	278	259	.4116	257	31	31	
<hr/>													
TOTALS		RPI 1-25	RPI 26-50		W-L RECORDS		RPI 51-100		RPI 101-150		RPI 150+		
15-13-0		0-0-0	0-0-0		OVERALL		0-0-0		0-3-0		15-10-0		
5-1-0		0-0-0	0-0-0		HOME		0-0-0		0-0-0		5-1-0		
7-8-0		0-0-0	0-0-0		AWAY		0-0-0		0-2-0		7-6-0		
3-4-0		0-0-0	0-0-0		NEUTRAL		0-0-0		0-1-0		3-3-0		
7-8-0		0-0-0	0-0-0		NON-CONFERENCE		0-0-0		0-3-0		7-5-0		
0-0-0		0-0-0	0-0-0		HOME		0-0-0		0-0-0		0-0-0		
4-4-0		0-0-0	0-0-		AWAY		0-0-0		0-2-0		4-2-0		
3-4-0		0-0-0	0-0-0		NEUTRAL		0-0-0		0-1-0		3-3-0		
8-5-0		0-0-0	0-0-0		CONFERENCE		0-0-0		0-0-0		8-5-0		
5-1-0		0-0-0	0-0-0		HOME		0-0-0		0-0-0		5-1-0		
3-4-0		0-0-0	0-0-0		AWAY		0-0-0		0-0-0		3-4-0		
0-0-0		0-0-0	0-0-0		NEUTRAL		0-0-0		0-0-0		0-0-0		
RPI	S	Opponent	Score	RPI	S	Opponent	Score	RPI	S	Opponent	Score		
								102	N	Jacksonville St.	6	9	
								120	A	Belmont	0	9	
								120	A	Belmont	1	9	
								180	N	UT Martin	8	9	
								203	N	Dayton	3	8	
								204	A	Tennessee St.	4	9	
								204	A	Tennessee St.	2	10	
								217	A	Texas Southern	0	4	
								217	A	Texas Southern	5	8	
								217	A	Texas Southern	7	8	
								218	N	Western Caro.	4	1	
								248	N	Northern Ky.	4	0	
								259	A	Alabama St.	3	6	
								259	A	Alabama St.	9	3	
								259	A	Alabama St.	5	4	
								259	A	Alabama St.	10	3	
								275	N	Brown	2	7	
								276	H	Jackson St.	9	3	
								276	H	Jackson St.	2	1	
								276	H	Jackson St.	4	9	
								281	A	N.C. A&T	7	5	
								287	N	Rider	5	1	
								288	A	Savannah St.	1	0	
								288	A	Savannah St.	9	6	
								288	A	Savannah St.	10	6	
								292	H	Ark.-Pine Bluff	6	4	
								292	H	Ark.-Pine Bluff	4	3	
<hr/>													
Non-Div. I Games:		Tuskegee	5	2	Cumberland (TN)	3	2	Cumberland (TN)	1	4	Tuskegee	9	1
												Alabama A&M	

RPI	S	Opponent	Score
292	H	Ark.-Pine Bluff	10 2

O
a
k
l
a
n
d

Oakland

RPI	S	Opponent	Score	
245	A	IUPUI	3	11
248	H	Northern Ky.	4	5
248	H	Northern Ky.	5	6
252	N	Hartford	7	4
274	N	Lafayette	10	3
285	N	La Salle	5	6

Oakland

Average RPI Win: 233		WON-LOST RECORD		WINNING PCT. RANK		LAST 10 GAMES		STRENGTH OF SCHEDULE		OPP. STRENGTH OF SCHEDULE		TEAM RPI		ADJ RPI		CONF. RPI		ADJ CONF. RPI	
DIV. I ONLY		13-22-0		.37143 218		4-6-0		254		266		255		.40446 258		28		28	
DIV. I NON-CONF.		5-15-0		.25 250		0-2-0		162		259		251		.41141 258		28		28	
TOTALS		RPI 1-25		RPI 26-50		W-L RECORDS		RPI 51-100		RPI 101-150		RPI 150+							
13-22-0		0-0-0		0-2-0		OVERALL		0-3-0		2-2-0		11-15-0							
5-10-0		0-0-0		0-0-0		HOME		0-0-0		0-2-0		5-8-0							
6-7-0		0-0-0		0-0-0		AWAY		0-2-0		0-0-0		6-5-0							
2-5-0		0-0-0		0-2-0		NEUTRAL		0-1-0		2-0-0		0-2-0							
5-15-0		0-0-0		0-2-0		NON-CONFERENCE		0-3-0		2-2-0		3-8-0							
2-7-0		0-0-0		0-0-0		HOME		0-0-0		0-2-0		2-5-0							
1-3-0		0-0-0		0-0-		AWAY		0-2-0		0-0-0		1-1-0							
2-5-0		0-0-0		0-2-0		NEUTRAL		0-1-0		2-0-0		0-2-0							
8-7-0		0-0-0		0-0-0		CONFERENCE		0-0-0		0-0-0		8-7-0							
3-3-0		0-0-0		0-0-0		HOME		0-0-0		0-0-0		3-3-0							
5-4-0		0-0-0		0-0-0		AWAY		0-0-0		0-0-0		5-4-0							
0-0-0		0-0-0		0-0-0		NEUTRAL		0-0-0		0-0-0		0-0-0							
RPI	S	Opponent		Score		RPI	S	Opponent		Score		RPI	S	Opponent		Score			
				28	N	Boise St.	3	5	62	A	Grand Canyon	3	6	112	H	UMass Lowell	1	9	
				28	N	Boise St.	1	2	87	N	Purdue	4	5	112	H	UMass Lowell	3	7	
									98	A	Fla. Atlantic	3	5	114	N	LIU Brooklyn	1	0	
														134	N	Stony Brook	8	2	
														170	N	Florida A&M	5	6	
														197	A	Princeton	0	8	
														197	A	Princeton	4	1	
														197	A	Princeton	0	2	
														223	H	Penn	6	4	
														223	H	Penn	0	3	
														223	H	Penn	8	0	
														232	N	North Dakota	5	6	
														236	H	Fairfield	0	3	
														238	H	Dartmouth	3	11	
														238	H	Dartmouth	2	10	
														238	H	Dartmouth	8	5	
														252	H	Hartford	5	0	
														252	H	Hartford	4	3	
														260	H	Central Conn. St.	1	7	
														260	H	Central Conn. St.	2	4	
														267	A	Wagner	3	11	
														267	A	Wagner	7	5	
														271	H	Quinnipiac	0	9	
														271	H	Quinnipiac	3	8	
														275	A	Brown	4	2	
														275	A	Brown	2	5	
														275	A	Brown	1	2	
LAST 10 GAMES				197	A	Princeton	0	8	238	H	Dartmouth	3	11	271	H	Quinnipiac	0	9	
				252	H	Hartford	5	0	112	H	UMass Lowell	1	9	271	H	Quinnipiac	3	8	
				232	N	North Dakota	5	6	286	A	Cornell	15	5	275	A	Brown	4	2	
				28	N	Boise St.	1	2	197	A	Princeton	4	1	275	A	Brown	2	5	
				267	A	Wagner	7	5	271	H	Quinnipiac	3	8	275	A	Brown	1	2	

Non-Div. I Games:

Yale

RPI	S	Opponent	Score	
286	A	Cornell	15	5
286	A	Cornell	12	5
286	A	Cornell	10	1

Yale

Y
a
l
e

Y
a
l
e

[illegible]

Non-Div. I Games:

Alabama St.

Alabama St.

Alabama State.

Alabama St.

Average RPI Win:	246	WON-LOST RECORD	WINNING PCT. RANK	LAST 10 GAMES	STRENGTH OF SCHEDULE	OPP. STRENGTH OF SCHEDULE	TEAM RPI	ADJ RPI	CONF. RPI	ADJ CONF. RPI		
Average RPI Loss:	221											
DIV. I ONLY	15-17-0	.46875	162	4-6-0	287	267	257	.40219	260	27	27	
DIV. I NON-CONF.	13-11-0	.54167	119	2-1-0	291	274	235	.42194	246	27	29	
<hr/>												
TOTALS	RPI 1-25	RPI 26-50		W-L RECORDS		RPI 51-100		RPI 101-150		RPI 150+		
15-17-0	0-0-0	0-0-0		OVERALL		0-0-0		1-3-0		14-14-0		
4-9-0	0-0-0	0-0-0		HOME		0-0-0		0-1-0		4-8-0		
7-5-0	0-0-0	0-0-0		AWAY		0-0-0		1-0-0		6-5-0		
4-3-0	0-0-0	0-0-0		NEUTRAL		0-0-0		0-2-0		4-1-0		
<hr/>												
13-11-0	0-0-0	0-0-0		NON-CONFERENCE		0-0-0		1-3-0		12-8-0		
3-4-0	0-0-0	0-0-0		HOME		0-0-0		0-1-0		3-3-0		
6-4-0	0-0-0	0-0-		AWAY		0-0-0		1-0-0		5-4-0		
4-3-0	0-0-0	0-0-0		NEUTRAL		0-0-0		0-2-0		4-1-0		
<hr/>												
2-6-0	0-0-0	0-0-0		CONFERENCE		0-0-0		0-0-0		2-6-0		
1-5-0	0-0-0	0-0-0		HOME		0-0-0		0-0-0		1-5-0		
1-1-0	0-0-0	0-0-0		AWAY		0-0-0		0-0-0		1-1-0		
0-0-0	0-0-0	0-0-0		NEUTRAL		0-0-0		0-0-0		0-0-0		
<hr/>												
RPI	S	Opponent	Score	RPI	S	Opponent	Score	RPI	S	Opponent	Score	
								110	N	Chattanooga	4	5
								111	N	South Dakota St.	1	5
								126	H	Providence	4	5
								138	A	Massachusetts	6	4
								174	N	Furman	3	1
								184	N	Seton Hall	11	9
								213	H	Saint Francis (PA)	6	12
								213	H	Saint Francis (PA)	1	12
								222	N	Eastern Ill.	2	5
								226	A	Sacred Heart	7	6
								226	A	Sacred Heart	0	8
								237	A	Norfolk St.	7	3
								240	A	Hampton	4	5
								248	H	Robert Morris	2	5
								248	H	Robert Morris	0	2
								252	A	Hartford	0	3
								252	A	Hartford	10	5
								252	H	Hartford	7	9
								252	H	Hartford	9	10
								253	A	Manhattan	2	3
253	A	Manhattan	5	6								
								258	A	Yale	4	2
								258	A	Yale	7	1
								270	H	Fairleigh Dickinson	8	1
								270	H	Fairleigh Dickinson	2	10
								271	H	Quinnipiac	4	5
								271	H	Quinnipiac	3	0
213	H	Saint Francis (PA)	6	12								
252	H	Hartford	7	9								
252	H	Hartford	9	10								
252	A	Hartford	10	5								
252	A	Hartford	0	3								
								283	N	Morehead St.	5	4
								284	N	St. Bonaventure	9	0
								237	A	Norfolk St.	7	3
								240	A	Hampton	4	5
								271	H	Quinnipiac	4	5

Non-Div. I Games:

Central Conn. St.

RPI	S	Opponent	Score	
277	A	Holy Cross	6	3
283	N	Morehead St.	5	4
284	N	St. Bonaventure	9	0
287	H	Rider	18	7
287	H	Rider	12	11

Central Conn. St.
.
S
t
.

C
e
n
t
r
a
l
C
o
n
n
.
S
t
.

Average RPI Win:	227	WON-LOST	WINNING	LAST 10	STRENGTH OF	OPP. STRENGTH	TEAM	ADJ	CONF.	ADJ CONF.	
Average RPI Loss:	152	RECORD	PCT. RANK	GAMES	SCHEDULE	OF SCHEDULE	RPI	RPI	RPI	RPI	
DIV. I ONLY	9-28-0	.24324	268	1-9-0	211	221	261	.40215	261	21	22
DIV. I NON-CONF.	8-26-0	.23529	253	0-7-0	185	244	261	.41058	259	22	21
<hr/>											
TOTALS	RPI 1-25	RPI 26-50		W-L RECORDS		RPI 51-100		RPI 101-150		RPI 150+	
9-28-0	0-0-0	0-2-0		OVERALL		0-6-0		2-6-0		7-14-0	
3-8-0	0-0-0	0-1-0		HOME		0-1-0		1-1-0		2-5-0	
2-11-0	0-0-0	0-0-0		AWAY		0-5-0		1-4-0		1-2-0	
4-9-0	0-0-0	0-1-0		NEUTRAL		0-0-0		0-1-0		4-7-0	
8-26-0	0-0-0	0-2-0		NON-CONFERENCE		0-6-0		2-6-0		6-12-0	
3-8-0	0-0-0	0-1-0		HOME		0-1-0		1-1-0		2-5-0	
1-9-0	0-0-0	0-0-		AWAY		0-5-0		1-4-0		0-0-0	
4-9-0	0-0-0	0-1-0		NEUTRAL		0-0-0		0-1-0		4-7-0	
1-2-0	0-0-0	0-0-0		CONFERENCE		0-0-0		0-0-0		1-2-0	
0-0-0	0-0-0	0-0-0		HOME		0-0-0		0-0-0		0-0-0	
1-2-0	0-0-0	0-0-0		AWAY		0-0-0		0-0-0		1-2-0	
0-0-0	0-0-0	0-0-0		NEUTRAL		0-0-0		0-0-0		0-0-0	
RPI	S	Opponent	Score	RPI	S	Opponent	Score	RPI	S	Opponent	Score
				26	H	Stanford	0 13	56	A	Fresno St.	0 6
				45	N	North Dakota St.	1 9	56	A	Fresno St.	4 12
								61	H	Cal St. Fullerton	1 8
								66	A	Seattle U	5 6
								86	A	UC Davis	2 10
								86	A	UC Davis	0 6

Non-Div. I Games:

Santa Clara

RPI	S	Opponent	Score	
287	N	Rider	12	3
287	N	Rider	4	3

Santa Clara

S
a
n
t
a
C
l
a
r
a

S
a
n
t
a
C
l
a
r
a

Average RPI Win: 285		WON-LOST RECORD	WINNING PCT. RANK		LAST 10 GAMES		STRENGTH OF SCHEDULE		OPP. STRENGTH OF SCHEDULE		TEAM RPI	ADJ RPI		CONF. RPI	ADJ CONF. RPI
Average RPI Loss: 143			8-16-0	.33333	239	7-3-0	255	265	262	.40137	262	31	31		
DIV. I ONLY															
DIV. I NON-CONF.		0-12-0	0	293	0-2-0	62	163	275	.39107	273	31	31			
TOTALS		RPI 1-25		RPI 26-50		W-L RECORDS		RPI 51-100		RPI 101-150		RPI 150+			
8-16-0		0-0-0		0-1-0		OVERALL		0-2-0		0-6-0		8-7-0			
5-8-0		0-0-0		0-0-0		HOME		0-1-0		0-2-0		5-5-0			
3-5-0		0-0-0		0-1-0		AWAY		0-0-0		0-4-0		3-0-0			
0-3-0		0-0-0		0-0-0		NEUTRAL		0-1-0		0-0-0		0-2-0			
0-12-0		0-0-0		0-1-0		NON-CONFERENCE		0-2-0		0-6-0		0-3-0			
0-4-0		0-0-0		0-0-0		HOME		0-1-0		0-2-0		0-1-0			
0-5-0		0-0-0		0-0-		AWAY		0-0-0		0-4-0		0-0-0			
0-3-0		0-0-0		0-0-0		NEUTRAL		0-1-0		0-0-0		0-2-0			
8-4-0		0-0-0		0-0-0		CONFERENCE		0-0-0		0-0-0		8-4-0			
5-4-0		0-0-0		0-0-0		HOME		0-0-0		0-0-0		5-4-0			
3-0-0		0-0-0		0-0-0		AWAY		0-0-0		0-0-0		3-0-0			
0-0-0		0-0-0		0-0-0		NEUTRAL		0-0-0		0-0-0		0-0-0			
RPI	S	Opponent	Score	RPI	S	Opponent	Score	RPI	S	Opponent	Score	RPI	S	Opponent	Score
				30	A	Mississippi St.	0 6	79	N	Georgia Tech	4 8	108	A	Southern Miss.	0 7
								88	H	Nicholls St.	0 7	108	A	Southern Miss.	2 7
												116	A	Memphis	2 13
												116	A	Memphis	0 12
												125	H	North Ala.	0 8
												125	H	North Ala.	4 6
												158	H	Southeastern La.	1 8
												158	N	Southeastern La.	0 8
												158	N	Southeastern La.	1 7
												216	H	Prairie View	0 9
												216	H	Prairie View	7 9
												216	H	Prairie View	1 3
												276	H	Jackson St.	2 3
												276	H	Jackson St.	5 4
												276	H	Jackson St.	5 1
												282	H	Mississippi Val.	4 0
												282	H	Mississippi Val.	4 3
												282	H	Mississippi Val.	7 6
												295	A	Grambling	12 3
												295	A	Grambling	10 1
												295	A	Grambling	12 9
LAST 10 GAMES															
				216	H	Prairie View	1 3	276	H	Jackson St.	5 1				
				88	H	Nicholls St.	0 7	282	H	Mississippi Val.	4 3				
				79	N	Georgia Tech	4 8	295	A	Grambling	12 3				
				158	N	Southeastern La.	0 8	216	H	Prairie View	7 9				
				125	H	North Ala.	4 6	116	A	Memphis	0 12				
Non-Div. I Games:		Kentucky St.	15 1	Kentucky St.	3 0	Kentucky St.		2 5	Rust		17 0	Alcorn			
		Rust	17 1												

Average RPI Win:		221	WON-LOST		WINNING		LAST 10		STRENGTH OF		OPP. STRENGTH		TEAM		ADJ		CONF.		ADJ CONF.												
Average RPI Loss:		133	RECORD		PCT. RANK		GAMES		SCHEDULE		OF SCHEDULE		RPI		RPI		RPI		RPI												
DIV. I ONLY			4-35-0		.10256 294		2-8-0		124		198		264		.39827 263		22		21												
DIV. I NON-CONF.			2-25-0		.07407 290		0-1-0		69		155		263		.40922 261		20		20												
TOTALS		RPI 1-25		RPI 26-50		W-L RECORDS		RPI 51-100		RPI 101-150		RPI 150+																			
4-35-0		0-3-0		0-5-0		OVERALL		0-3-0		1-12-0		3-12-0																			
1-5-0		0-0-0		0-0-0		HOME		0-0-0		0-3-0		1-2-0																			
1-14-0		0-2-0		0-2-0		AWAY		0-0-0		0-6-0		1-4-0																			
2-16-0		0-1-0		0-3-0		NEUTRAL		0-3-0		1-3-0		1-6-0																			
2-25-0		0-3-0		0-5-0		NON-CONFERENCE		0-3-0		1-6-0		1-8-0																			
0-0-0		0-0-0		0-0-0		HOME		0-0-0		0-0-0		0-0-0																			
0-9-0		0-2-0		0-0-		AWAY		0-0-0		0-3-0		0-2-0																			
2-16-0		0-1-0		0-3-0		NEUTRAL		0-3-0		1-3-0		1-6-0																			
2-10-0		0-0-0		0-0-0		CONFERENCE		0-0-0		0-6-0		2-4-0																			
1-5-0		0-0-0		0-0-0		HOME		0-0-0		0-3-0		1-2-0																			
1-5-0		0-0-0		0-0-0		AWAY		0-0-0		0-3-0		1-2-0																			
0-0-0		0-0-0		0-0-0		NEUTRAL		0-0-0		0-0-0		0-0-0																			
RPI	S	Opponent		Score		RPI	S	Opponent		Score		RPI	S	Opponent		Score															
18	N	Texas Tech		2	13	35	A	Georgia		3	8	58	N	Southeast Mo. St.		4	9	111	H	South Dakota St.	1	4									
25	A	Arkansas		0	9	35	A	Georgia		0	16	58	N	Southeast Mo. St.		1	3	111	H	South Dakota St.	3	13									
25	A	Arkansas		0	2	39	N	Wisconsin		0	15	97	N	Nebraska		3	4	111	H	South Dakota St.	1	8									
						39	N	Wisconsin		1	9											130	N	Northern Ill.		1	2				
						42	N	Houston		0	6											132	N	Boston U.		1	6				
																						135	A	UC Riverside		0	8				
																						135	A	UC Riverside		6	9				
																						139	N	Nevada		0	8				
																						145	N	Northwestern St.		4	1				
																						147	A	Kansas		0	8				
																						150	A	South Dakota		4	5				
																						150	A	South Dakota		1	9				
																						150	A	South Dakota		0	4				
																						154	N	Lamar University		5	7				
																						159	N	Winthrop		2	9				
																						191	N	San Diego		0	10				
																						191	N	San Diego		1	2				
																						202	A	UMKC		0	8				
																						230	A	Saint Louis		2	7				
																						232	H	North Dakota		1	3				
																						232	H	North Dakota		10	8				
																						232	H	North Dakota		12	18				
						LAST 10 GAMES												241	N	Northern Colo.		3	6								
						147 A Kansas						0	8	251 A Purdue Fort Wayne						5	6	251	A	Purdue Fort Wayne		9	4				
						251 A Purdue Fort Wayne						4	6	150 A South Dakota						1	9	251	A	Purdue Fort Wayne		4	6				
						150 A South Dakota						0	4	150 A South Dakota						4	5	251	A	Purdue Fort Wayne		5	6				
						111 H South Dakota St.						1	8	202 A UMKC						0	8	254	N	Buffalo		1	4				
						232 H North Dakota						10	8																		

Non-Div. I Games:

Omaha

RPI	S	Opponent	Score	
254	N	Buffalo	5	2

Omaha

O
m
a
h
a

O
m
a
h
a

Average RPI Win: 268		WON-LOST	WINNING	LAST 10	STRENGTH OF		OPP. STRENGTH	TEAM	ADJ		CONF.	ADJ CONF.			
Average RPI Loss: 159		RECORD	PCT. RANK	GAMES	SCHEDULE		OF SCHEDULE	RPI	RPI		RPI	RPI			
DIV. I ONLY		11-34-2	.25532	265	1-9-0		212	271	263	.39764	264	18	18		
DIV. I NON-CONF.		10-17-2	.37931	212	0		259	288	257	.4128	255	21	22		
TOTALS		RPI 1-25	RPI 26-50		W-L RECORDS		RPI 51-100		RPI 101-150		RPI 150+				
11-34-2	0-0-0	0-1-0		OVERALL		0-7-0		0-4-0		11-22-2					
3-7-2	0-0-0	0-0-0		HOME		0-0-0		0-0-0		3-7-2					
5-17-0	0-0-0	0-1-0		AWAY		0-6-0		0-1-0		5-9-0					
3-10-0	0-0-0	0-0-0		NEUTRAL		0-1-0		0-3-0		3-6-0					
10-17-2	0-0-0	0-1-0		NON-CONFERENCE		0-4-0		0-4-0		10-8-2					
3-1-2	0-0-0	0-0-0		HOME		0-0-0		0-0-0		3-1-2					
4-6-0	0-0-0	0-0-		AWAY		0-3-0		0-1-0		4-1-0					
3-10-0	0-0-0	0-0-0		NEUTRAL		0-1-0		0-3-0		3-6-0					
1-17-0	0-0-0	0-0-0		CONFERENCE		0-3-0		0-0-0		1-14-0					
0-6-0	0-0-0	0-0-0		HOME		0-0-0		0-0-0		0-6-0					
1-11-0	0-0-0	0-0-0		AWAY		0-3-0		0-0-0		1-8-0					
0-0-0	0-0-0	0-0-0		NEUTRAL		0-0-0		0-0-0		0-0-0					
RPI	S	Opponent	Score	RPI	S	Opponent	Score	RPI	S	Opponent	Score	RPI	S	Opponent	Score
				35	A	Georgia	1 7	64	A	USC Upstate	0 8	104	N	Eastern Ky.	1 18
								64	A	USC Upstate	0 11	110	A	Chattanooga	3 6
								64	A	USC Upstate	1 9	123	N	Ball St.	0 3
								81	N	Marshall	1 10	140	N	Towson	1 9
								93	A	North Florida	1 2	159	A	Winthrop	0 2
								94	A	Coastal Caro.	0 4	159	A	Winthrop	0 5
								94	A	Coastal Caro.	1 9	159	A	Winthrop	5 9
												162	N	Villanova	0 8
												166	A	Radford	2 4
												166	A	Radford	5 10
												166	A	Radford	3 4
												167	N	Central Mich.	2 3
												176	A	Gardner-Webb	0 8
												176	A	Gardner-Webb	11 10
												176	A	Gardner-Webb	4 12
												192	A	Jacksonville	3 10
												195	H	Charleston So.	0 1
												195	H	Charleston So.	0 7
												195	H	Charleston So.	3 8
												198	H	ETSU	9 9
												202	N	UMKC	7 10
				LAST 10 GAMES								218	H	Western Caro.	3 1
				288	A	Savannah St.	5 4	240	H	Hampton	2 4	218	H	Western Caro.	3 4
				64	A	USC Upstate	0 8	159	A	Winthrop	5 9	225	N	Detroit Mercy	1 11
				176	A	Gardner-Webb	11 10	195	H	Charleston So.	0 1	240	H	Hampton	4 8
				297	A	South Carolina St.	12 1	218	H	Western Caro.	3 1	240	H	Hampton	2 4
				166	A	Radford	3 4	176	A	Gardner-Webb	4 12	240	H	Hampton	1 4

Non-Div. I Games:

Presbyterian

RPI	S	Opponent	Score	
247	N	Siena	1	4
259	A	Alabama St.	8	3
269	H	Akron	6	6
279	H	Morgan St.	5	2
279	H	Morgan St.	9	2
285	N	La Salle	3	1
285	N	La Salle	10	1
288	A	Savannah St.	5	4
289	N	Howard	9	1
295	N	Grambling	1	2
297	A	South Carolina St.	11	1
297	A	South Carolina St.	12	1

Presbyterian

P
r
e
s
b
y
t
e
r
i
a
n

P
r
e
s
b
y
t
e
r
i
a
n

Average RPI Win: 248		WON-LOST	WINNING	LAST 10	STRENGTH OF		OPP. STRENGTH	TEAM	ADJ		CONF.	ADJ CONF.
Average RPI Loss: 175		RECORD	PCT. RANK	GAMES	SCHEDULE		OF SCHEDULE	RPI	RPI		RPI	RPI
DIV. I ONLY		10-26-0	.27778	253	236		253	267	.39761		265	29
DIV. I NON-CONF.		7-17-0	.29167	240	246		240	265	.40815		263	29
TOTALS		RPI 1-25	RPI 26-50		W-L RECORDS		RPI 51-100		RPI 101-150		RPI 150+	
10-26-0		0-0-0	0-1-0		OVERALL		0-2-0		0-8-0		10-15-0	
3-3-0		0-0-0	0-0-0		HOME		0-0-0		0-0-0		3-3-0	
2-12-0		0-0-0	0-1-0		AWAY		0-2-0		0-4-0		2-5-0	
5-11-0		0-0-0	0-0-0		NEUTRAL		0-0-0		0-4-0		5-7-0	
7-17-0		0-0-0	0-1-0		NON-CONFERENCE		0-2-0		0-5-0		7-9-0	
0-0-0		0-0-0	0-0-0		HOME		0-0-0		0-0-0		0-0-0	
2-6-0		0-0-0	0-0-		AWAY		0-2-0		0-1-0		2-2-0	
5-11-0		0-0-0	0-0-0		NEUTRAL		0-0-0		0-4-0		5-7-0	
3-9-0		0-0-0	0-0-0		CONFERENCE		0-0-0		0-3-0		3-6-0	
3-3-0		0-0-0	0-0-0		HOME		0-0-0		0-0-0		3-3-0	
0-6-0		0-0-0	0-0-0		AWAY		0-0-0		0-3-0		0-3-0	
0-0-0		0-0-0	0-0-0		NEUTRAL		0-0-0		0-0-0		0-0-0	
RPI S	Opponent	Score	RPI S	Opponent	Score	RPI S	Opponent	Score	RPI S	Opponent	Score	
			48 A	Liberty	0 9	59 A	Western Ky.	0 8	119 A	East Carolina	8 9	
						59 A	Western Ky.	3 10	123 N	Ball St.	2 4	
									123 N	Ball St.	3 10	
									141 N	UNCW	0 4	
									146 A	UIC	4 5	
									146 A	UIC	1 15	
									146 A	UIC	9 17	
									150 N	South Dakota	0 9	
									161 N	UConn	1 0	
									175 A	Mercer	2 10	
									192 A	Jacksonville	2 1	
									195 N	Charleston So.	4 5	
									200 N	Indiana St.	0 3	
									213 N	Saint Francis (PA)	3 9	
									213 N	Saint Francis (PA)	0 5	
									221 N	Butler	6 9	
									225 H	Detroit Mercy	0 2	
									225 H	Detroit Mercy	3 5	
									225 H	Detroit Mercy	2 3	
									226 N	Sacred Heart	3 4	
									227 A	Youngstown St.	0 3	
									227 A	Youngstown St.	2 4	
									227 A	Youngstown St.	1 2	
						248 N	Robert Morris	11 8	248 A	Robert Morris	5 6	
			225 H	Detroit Mercy	3 5	59 A	Western Ky.	0 8	248 A	Robert Morris	8 5	
			225 H	Detroit Mercy	2 3	59 A	Western Ky.	3 10	248 N	Robert Morris	4 6	
			225 H	Detroit Mercy	0 2	200 N	Indiana St.	0 3	248 N	Robert Morris	11 8	
			123 N	Ball St.	3 10	268 H	Green Bay	1 0				
			192 A	Jacksonville	2 1							

Non-Div. I Games:

Cleveland St.

RPI	S	Opponent	Score	
267	N	Wagner	8	7
268	H	Green Bay	1	0
268	H	Green Bay	5	4
268	H	Green Bay	4	3
271	N	Quinnipiac	6	1
285	N	La Salle	9	4

Cleveland St.

C
l
e
v
e
l
a
n
d
s
t
.

C
l
e
v
e
l
a
n
d
s
t
.

Average RPI Win: 249		WON-LOST	WINNING	LAST 10	STRENGTH OF		OPP. STRENGTH	TEAM	ADJ	CONF.	ADJ CONF.
Average RPI Loss: 167		RECORD	PCT. RANK	GAMES	SCHEDULE		OF SCHEDULE	RPI	RPI	RPI	RPI
DIV. I ONLY		6-25-0	.19355	278	4-6-0		174	272	268	.3973	266
DIV. I NON-CONF.		2-19-0	.09524	284	0-1-0		84	265	270	.39909	269
TOTALS		RPI 1-25	RPI 26-50		W-L RECORDS		RPI 51-100		RPI 101-150		RPI 150+
6-25-0	0-0-0	0-0-0		OVERALL		0-3-0		0-8-0		6-14-0	
1-2-0	0-0-0	0-0-0		HOME		0-1-0		0-0-0		1-1-0	
4-14-0	0-0-0	0-0-0		AWAY		0-0-0		0-6-0		4-8-0	
1-9-0	0-0-0	0-0-0		NEUTRAL		0-2-0		0-2-0		1-5-0	
2-19-0	0-0-0	0-0-0		NON-CONFERENCE		0-3-0		0-8-0		2-8-0	
0-1-0	0-0-0	0-0-0		HOME		0-1-0		0-0-0		0-0-0	
1-9-0	0-0-0	0-0-		AWAY		0-0-0		0-6-0		1-3-0	
1-9-0	0-0-0	0-0-0		NEUTRAL		0-2-0		0-2-0		1-5-0	
4-6-0	0-0-0	0-0-0		CONFERENCE		0-0-0		0-0-0		4-6-0	
1-1-0	0-0-0	0-0-0		HOME		0-0-0		0-0-0		1-1-0	
3-5-0	0-0-0	0-0-0		AWAY		0-0-0		0-0-0		3-5-0	
0-0-0	0-0-0	0-0-0		NEUTRAL		0-0-0		0-0-0		0-0-0	
RPI S	Opponent	Score	RPI S	Opponent	Score	RPI S	Opponent	Score	RPI S	Opponent	Score
						77 N	DePaul	3 10	104 N	Eastern Ky.	9 11
						77 N	DePaul	5 11	104 N	Eastern Ky.	4 12
						96 H	Syracuse	6 9	118 A	Hawaii	1 4
									118 A	Hawaii	6 9
									118 A	Hawaii	2 7
									141 A	UNCW	0 4
									141 A	UNCW	1 10
									141 A	UNCW	2 7
									155 A	George Washington	5 13
									155 A	George Washington	8 10
									164 A	Monmouth	1 9
									164 A	Monmouth	1 4
									171 N	New Mexico	0 10
									187 A	Charlotte	3 4
									187 A	Charlotte	8 4
									214 N	UMBC	0 4
									214 N	UMBC	0 8
									227 N	Youngstown St.	2 1
									227 N	Youngstown St.	0 4
									236 A	Fairfield	4 6
									236 A	Fairfield	6 2
									250 A	Iona	1 6
									250 A	Iona	0 2
									272 H	Niagara	5 4
									272 H	Niagara	0 1
									286 N	Cornell	5 9
									287 A	Rider	8 6
LAST 10 GAMES											
			118 A	Hawaii	6 9	250 A	Iona	1 6			
			187 A	Charlotte	3 4	272 H	Niagara	0 1			
			236 A	Fairfield	6 2	287 A	Rider	9 1			
			141 A	UNCW	1 10	250 A	Iona	0 2			
			164 A	Monmouth	1 9	236 A	Fairfield	4 6			

Non-Div. I Games:

Canisius

RPI	S	Opponent	Score
287	A	Rider	9 1

Canisius

W
a
g
n
e
r

Wagner

RPI	S	Opponent	Score	
287	A	Rider	12	5
287	A	Rider	8	3
294	H	Saint Peter's	5	7
294	H	Saint Peter's	6	2

Wagner

[illegible]

Non-Div. I Games:

Green Bay

Average RPI Win: 247		WON-LOST RECORD	WINNING PCT. RANK		LAST 10 GAMES	STRENGTH OF SCHEDULE	OPP. STRENGTH OF SCHEDULE	TEAM RPI	ADJ RPI		CONF. RPI	ADJ CONF. RPI
Average RPI Loss: 175												
DIV. I ONLY		8-25-2	.25714	262	2-8-0	229	268	270	.3893	269	19	19
DIV. I NON-CONF.		6-13-2	.33333	226	0	252	287	266	.40186	267	17	18
<hr/>												
TOTALS		RPI 1-25		RPI 26-50		W-L RECORDS		RPI 51-100		RPI 101-150		RPI 150+
8-25-2		0-0-0		0-1-0		OVERALL		0-0-0		0-8-0		8-16-2
1-6-0		0-0-0		0-0-0		HOME		0-0-0		0-3-0		1-3-0
1-11-1		0-0-0		0-0-0		AWAY		0-0-0		0-3-0		1-8-1
6-8-1		0-0-0		0-1-0		NEUTRAL		0-0-0		0-2-0		6-5-1
6-13-2		0-0-0		0-1-0		NON-CONFERENCE		0-0-0		0-2-0		6-10-2
0-0-0		0-0-0		0-0-0		HOME		0-0-0		0-0-0		0-0-0
0-5-1		0-0-0		0-0-		AWAY		0-0-0		0-0-0		0-5-1
6-8-1		0-0-0		0-1-0		NEUTRAL		0-0-0		0-2-0		6-5-1
2-12-0		0-0-0		0-0-0		CONFERENCE		0-0-0		0-6-0		2-6-0
1-6-0		0-0-0		0-0-0		HOME		0-0-0		0-3-0		1-3-0
1-6-0		0-0-0		0-0-0		AWAY		0-0-0		0-3-0		1-3-0
0-0-0		0-0-0		0-0-0		NEUTRAL		0-0-0		0-0-0		0-0-0
RPI	S	Opponent	Score	RPI	S	Opponent	Score	RPI	S	Opponent	Score	
				40	N	Indiana	1 8			107	H Ohio	5 13
										107	H Ohio	1 9
										107	H Ohio	4 9
										120	N Belmont	2 10
										123	A Ball St.	1 9
										123	A Ball St.	6 14
										123	A Ball St.	1 13
										144	N Loyola Chicago	2 11
										172	H Western Mich.	10 18
										172	H Western Mich.	3 4
										175	A Mercer	7 11
										175	N Mercer	2 9
										178	A Toledo	1 6
										178	A Toledo	0 3
										178	A Toledo	11 5
										180	A UT Martin	2 9
										180	A UT Martin	2 5
										198	N ETSU	2 9
										198	N ETSU	6 6
										207	N George Mason	9 3
										220	N Drexel	8 4
										227	A Youngstown St.	1 2
										227	A Youngstown St.	5 6
										254	A Buffalo	5 6
										254	H Buffalo	6 16
										254	H Buffalo	4 3
										264	A Presbyterian	6 6
LAST 10 GAMES												

Non-Div. I Games:

Akron

RPI	S	Opponent	Score	
268	N	Green Bay	5	7
268	N	Green Bay	2	8
271	N	Quinnipiac	2	11
277	N	Holy Cross	6	0
279	N	Morgan St.	5	0
279	N	Morgan St.	12	11
281	N	N.C. A&T	8	0

A
k
r
o
n

A
k
r
o
n

Akron

[illegible]

Non-Div. I Games:

Fairleigh Dickinson

RPI	S	Opponent	Score	
294	A	Saint Peter's	9	0
294	A	Saint Peter's	8	5
296	N	Southern U.	4	2
296	N	Southern U.	5	2
296	N	Southern U.	9	1
296	N	Southern U.	2	6
296	N	Southern U.	4	0

Fairleigh Dickinson

F
a
i
r
l
e
i
g
h
D
i
c
k
i
n
s
o
n

F
a
i
r
l
e
i
g
h
D
i
c
k
i
n
s
o
n

Average RPI Win: 257		WON-LOST	WINNING	LAST 10	STRENGTH OF		OPP. STRENGTH	TEAM	ADJ		CONF.	ADJ CONF.
Average RPI Loss: 197		RECORD	PCT. RANK	GAMES	SCHEDULE		OF SCHEDULE	RPI	RPI		RPI	RPI
DIV. I ONLY		13-26-0	.33333	239	257		276	265	.38789		271	30
DIV. I NON-CONF.		9-20-0	.31034	237	275		266	272	.38564		277	30
TOTALS		RPI 1-25	RPI 26-50		W-L RECORDS		RPI 51-100		RPI 101-150		RPI 150+	
13-26-0		0-0-0	0-1-0		OVERALL		0-2-0		0-3-0		13-20-0	
5-5-0		0-0-0	0-0-0		HOME		0-0-0		0-0-0		5-5-0	
4-8-0		0-0-0	0-1-0		AWAY		0-0-0		0-1-0		4-6-0	
4-13-0		0-0-0	0-0-0		NEUTRAL		0-2-0		0-2-0		4-9-0	
9-20-0		0-0-0	0-1-0		NON-CONFERENCE		0-2-0		0-3-0		9-14-0	
1-3-0		0-0-0	0-0-0		HOME		0-0-0		0-0-0		1-3-0	
4-4-0		0-0-0	0-0-		AWAY		0-0-0		0-1-0		4-2-0	
4-13-0		0-0-0	0-0-0		NEUTRAL		0-2-0		0-2-0		4-9-0	
4-6-0		0-0-0	0-0-0		CONFERENCE		0-0-0		0-0-0		4-6-0	
4-2-0		0-0-0	0-0-0		HOME		0-0-0		0-0-0		4-2-0	
0-4-0		0-0-0	0-0-0		AWAY		0-0-0		0-0-0		0-4-0	
0-0-0		0-0-0	0-0-0		NEUTRAL		0-0-0		0-0-0		0-0-0	
RPI S	Opponent	Score	RPI S	Opponent	Score	RPI S	Opponent	Score	RPI S	Opponent	Score	
			48 A	Liberty	0 4	67 N	FGCU	4 7	123 N	Ball St.	2 3	
						82 N	Rutgers	1 9	129 A	Boston College	0 8	
									150 N	South Dakota	0 4	
									164 A	Monmouth	3 4	
									164 A	Monmouth	0 3	
									170 N	Florida A&M	5 6	
									181 N	Colgate	2 10	
									181 N	Colgate	6 7	
									188 N	Columbia	6 8	
									211 N	Central Ark.	5 6	
									222 N	Eastern Ill.	0 4	
									222 N	Eastern Ill.	1 0	
									226 A	Sacred Heart	8 6	
									226 A	Sacred Heart	4 5	
									226 N	Sacred Heart	8 2	
									226 N	Sacred Heart	0 8	
									236 A	Fairfield	3 9	
									236 A	Fairfield	1 4	
									247 H	Siena	2 4	
									247 H	Siena	1 7	
									252 H	Hartford	8 9	
									252 H	Hartford	6 0	
									253 H	Manhattan	2 0	
									253 H	Manhattan	8 5	
									258 A	Yale	9 0	
									258 A	Yale	8 3	
									260 A	Central Conn. St.	5 4	
LAST 10 GAMES												
			226 A	Sacred Heart	8 6	260 A	Central Conn. St.	5 4				
			129 A	Boston College	0 8	222 N	Eastern Ill.	1 0				
			226 N	Sacred Heart	0 8	164 A	Monmouth	3 4				
			294 H	Saint Peter's	5 4	252 H	Hartford	8 9				
			275 H	Brown	2 6	253 H	Manhattan	8 5				

Non-Div. I Games:

Quinnipiac

Quinnipiac

Average RPI Win: 238		WON-LOST RECORD		WINNING PCT. RANK		LAST 10 GAMES		STRENGTH OF SCHEDULE		OPP. STRENGTH OF SCHEDULE		TEAM RPI		ADJ RPI		CONF. RPI		ADJ CONF. RPI					
Average RPI Loss: 167																							
DIV. I ONLY		7-24-0		.22581 270		5-5-0		221		242		271		.38709 272		30		30					
DIV. I NON-CONF.		2-17-0		.10526 283		1-1-0		170		202		279		.3827 279		30		30					
TOTALS		RPI 1-25		RPI 26-50		W-L RECORDS		RPI 51-100		RPI 101-150		RPI 150+											
7-24-0		0-2-0		0-0-0		OVERALL		0-3-0		1-7-0		6-12-0											
1-3-0		0-0-0		0-0-0		HOME		0-0-0		0-0-0		1-3-0											
5-13-0		0-0-0		0-0-0		AWAY		0-2-0		0-4-0		5-7-0											
1-8-0		0-2-0		0-0-0		NEUTRAL		0-1-0		1-3-0		0-2-0											
2-17-0		0-2-0		0-0-0		NON-CONFERENCE		0-3-0		1-7-0		1-5-0											
0-2-0		0-0-0		0-0-0		HOME		0-0-0		0-0-0		0-2-0											
1-7-0		0-0-0		0-0-		AWAY		0-2-0		0-4-0		1-1-0											
1-8-0		0-2-0		0-0-0		NEUTRAL		0-1-0		1-3-0		0-2-0											
5-7-0		0-0-0		0-0-0		CONFERENCE		0-0-0		0-0-0		5-7-0											
1-1-0		0-0-0		0-0-0		HOME		0-0-0		0-0-0		1-1-0											
4-6-0		0-0-0		0-0-0		AWAY		0-0-0		0-0-0		4-6-0											
0-0-0		0-0-0		0-0-0		NEUTRAL		0-0-0		0-0-0		0-0-0											
RPI	S	Opponent		Score		RPI	S	Opponent		Score		RPI	S	Opponent		Score		RPI	S	Opponent		Score	
11	N	Alabama		2	12					65	N	California		3	14	106	N	Utah		2	7		
11	N	Alabama		3	9					96	A	Syracuse		5	7	106	N	Utah		1	10		
										96	A	Syracuse		4	12	118	A	Hawaii		0	1		
																118	A	Hawaii		0	3		
																118	A	Hawaii		1	3		
																118	A	Hawaii		0	3		
																148	N	SIUE		1	3		
																148	N	SIUE		2	1		
																164	A	Monmouth		2	7		
																164	A	Monmouth		0	6		
																227	H	Youngstown St.		5	6		
																227	H	Youngstown St.		3	8		
																236	A	Fairfield		4	2		
																236	A	Fairfield		8	2		
																247	H	Siena		4	3		
																247	H	Siena		6	7		
																248	A	Robert Morris		6	5		
																248	A	Robert Morris		0	2		
																250	A	Iona		1	3		
																250	A	Iona		2	4		
																266	A	Canisius		4	5		
																266	A	Canisius		1	0		
																284	N	St. Bonaventure		1	3		
																284	N	St. Bonaventure		1	2		
																287	A	Rider		2	1		
																287	A	Rider		5	6		
LAST 10 GAMES																							
																250	A	Iona		2	4		
																247	H	Siena		6	7		
																287	A	Rider		2	1		
																227	H	Youngstown St.		5	6		
																248	A	Robert Morris		0	2		
																236	A	Fairfield		4	2		

Non-Div. I Games:

Niagara

Non-Div. I Games:

Tie, Loss, Non-Conf,S Site, H Home, A Away, N Neutral Page 382

Average RPI Win:	269	WON-LOST RECORD	WINNING PCT. RANK	LAST 10 GAMES	STRENGTH OF SCHEDULE	OPP. STRENGTH OF SCHEDULE	TEAM RPI	ADJ RPI	CONF. RPI	ADJ CONF. RPI		
DIV. I ONLY		6-27-1	.19118	279	4-6-0	188	283	273	.38324	274	25	25
DIV. I NON-CONF.		5-19-1	.22	257	3-2-0	182	291	271	.39359	271	25	25
<hr/>												
TOTALS	RPI 1-25	RPI 26-50		W-L RECORDS		RPI 51-100		RPI 101-150		RPI 150+		
6-27-1	0-0-0	0-0-0		OVERALL		0-4-0		0-1-0		6-22-1		
4-7-0	0-0-0	0-0-0		HOME		0-0-0		0-0-0		4-7-0		
1-11-1	0-0-0	0-0-0		AWAY		0-2-0		0-0-0		1-9-1		
1-9-0	0-0-0	0-0-0		NEUTRAL		0-2-0		0-1-0		1-6-0		
5-19-1	0-0-0	0-0-0		NON-CONFERENCE		0-4-0		0-1-0		5-14-1		
3-2-0	0-0-0	0-0-0		HOME		0-0-0		0-0-0		3-2-0		
1-8-1	0-0-0	0-0-		AWAY		0-2-0		0-0-0		1-6-1		
1-9-0	0-0-0	0-0-0		NEUTRAL		0-2-0		0-1-0		1-6-0		
1-8-0	0-0-0	0-0-0		CONFERENCE		0-0-0		0-0-0		1-8-0		
1-5-0	0-0-0	0-0-0		HOME		0-0-0		0-0-0		1-5-0		
0-3-0	0-0-0	0-0-0		AWAY		0-0-0		0-0-0		0-3-0		
0-0-0	0-0-0	0-0-0		NEUTRAL		0-0-0		0-0-0		0-0-0		
RPI	S	Opponent	Score	RPI	S	Opponent	Score	RPI	S	Opponent	Score	
						81 N Marshall	1 6	126 N Providence			1 7	
						84 A Elon	1 7	155 A George Washington			0 2	
						84 A Elon	8 9	155 A George Washington			4 7	
						87 N Purdue	2 11	160 A Bucknell			0 2	
								160 A Bucknell			1 9	
								160 A Bucknell			0 8	
								162 H Villanova			0 3	
								164 N Monmouth			3 4	
								164 N Monmouth			2 7	
								183 H Lehigh			0 6	
								183 H Lehigh			3 4	
								183 H Lehigh			1 4	
								188 N Columbia			1 4	
								188 N Columbia			2 10	
								207 A George Mason			0 1	
								207 A George Mason			0 3	
								220 A Drexel			6 7	
								220 A Drexel			8 8	
								223 A Penn			5 3	
								223 A Penn			1 2	
								234 H Army West Point			0 8	
								234 H Army West Point			1 3	
								234 H Army West Point			4 3	
								257 N Oakland			3 10	
								275 N Brown			3 11	
								285 H La Salle			2 3	
								285 H La Salle			5 1	
LAST 10 GAMES												
						162 H Villanova	0 3	160 A Bucknell			1 9	
						84 A Elon	8 9	234 H Army West Point			4 3	
						84 A Elon	1 7	294 H Saint Peter's			6 3	
						155 A George Washington	4 7	183 H Lehigh			1 4	
						155 A George Washington	0 2	223 A Penn			5 3	

Non-Div. I Games:

Lafayette

RPI	S	Opponent	Score	
285	N	La Salle	7	3
294	H	Saint Peter's	5	1
294	H	Saint Peter's	6	3

Lafayette

L
a
f
a
y
e
t
t
e

L
a
f
a
y
e
t
t
e

Average RPI Win: 273		WON-LOST RECORD	WINNING PCT. RANK	LAST 10 GAMES	STRENGTH OF SCHEDULE	OPP. STRENGTH OF SCHEDULE	TEAM RPI	ADJ RPI		CONF. RPI	ADJ CONF. RPI	
Average RPI Loss: 197												
DIV. I ONLY		10-18-0	.35714	226	2-8-0	285	273	277	.38156	275	28	28
DIV. I NON-CONF.		7-9-0	.4375	175	0-1-0	280	283	255	.41618	253	28	28
<hr/>												
TOTALS		RPI 1-25		RPI 26-50		W-L RECORDS		RPI 51-100		RPI 101-150		RPI 150+
10-18-0		0-0-0		0-0-0		OVERALL		0-0-0		0-3-0		10-15-0
2-5-0		0-0-0		0-0-0		HOME		0-0-0		0-1-0		2-4-0
4-7-0		0-0-0		0-0-0		AWAY		0-0-0		0-0-0		4-7-0
4-6-0		0-0-0		0-0-0		NEUTRAL		0-0-0		0-2-0		4-4-0
7-9-0		0-0-0		0-0-0		NON-CONFERENCE		0-0-0		0-3-0		7-6-0
0-1-0		0-0-0		0-0-0		HOME		0-0-0		0-1-0		0-0-0
3-2-0		0-0-0		0-0-		AWAY		0-0-0		0-0-0		3-2-0
4-6-0		0-0-0		0-0-0		NEUTRAL		0-0-0		0-2-0		4-4-0
3-9-0		0-0-0		0-0-0		CONFERENCE		0-0-0		0-0-0		3-9-0
2-4-0		0-0-0		0-0-0		HOME		0-0-0		0-0-0		2-4-0
1-5-0		0-0-0		0-0-0		AWAY		0-0-0		0-0-0		1-5-0
0-0-0		0-0-0		0-0-0		NEUTRAL		0-0-0		0-0-0		0-0-0
RPI	S	Opponent	Score	RPI	S	Opponent	Score	RPI	S	Opponent	Score	
										114 N	LIU Brooklyn	1 2
										126 H	Providence	0 6
										143 N	Saint Joseph's	5 7
										160 N	Bucknell	0 9
										164 N	Monmouth	2 6
										165 A	Harvard	0 2
										165 A	Harvard	5 7
										165 A	Harvard	2 6
										181 N	Colgate	1 2
										197 H	Princeton	0 6
										197 H	Princeton	1 6
										197 H	Princeton	0 1
										224 A	Georgetown	7 10
										233 A	Rhode Island	0 3
										256 N	Alabama A&M	7 2
										258 H	Yale	2 1
										258 H	Yale	2 4
										258 H	Yale	5 2
										271 A	Quinnipiac	4 2
										271 A	Quinnipiac	6 2
										274 N	Lafayette	11 3
										281 A	N.C. A&T	5 2
										285 N	La Salle	6 9
										286 A	Cornell	3 4
										286 A	Cornell	10 8
										286 A	Cornell	4 5
										287 N	Rider	2 0
				LAST 10 GAMES								
				165 A		Harvard	5 7	197 H		Princeton	0 6	
				286 A		Cornell	4 5	286 A		Cornell	3 4	
				224 A		Georgetown	7 10	258 H		Yale	2 1	
				271 A		Quinnipiac	6 2	258 H		Yale	2 4	
				165 A		Harvard	2 6	258 H		Yale	5 2	

Non-Div. I Games:

Brown

RPI	S	Opponent	Score	
289	N	Howard	9	0

Brown

B
r
o
w
n

B
r
o
w
n

Average RPI Win:		279	WON-LOST RECORD		WINNING PCT. RANK		LAST 10 GAMES		STRENGTH OF SCHEDULE		OPP. STRENGTH OF SCHEDULE		TEAM RPI		ADJ RPI		CONF. RPI		ADJ CONF. RPI		
DIV. I ONLY			7-28-0		.2 277		3-7-0		186		290		276		.38146 276		31		31		
DIV. I NON-CONF.			1-18-0		.05263 292		0		115		252		281		.37935 280		31		31		
TOTALS		RPI 1-25		RPI 26-50		W-L RECORDS		RPI 51-100		RPI 101-150		RPI 150+									
7-28-0		0-1-0		0-0-0		OVERALL		0-3-0		0-7-0		7-17-0									
3-3-0		0-0-0		0-0-0		HOME		0-0-0		0-0-0		3-3-0									
2-11-0		0-1-0		0-0-0		AWAY		0-0-0		0-2-0		2-8-0									
2-14-0		0-0-0		0-0-0		NEUTRAL		0-3-0		0-5-0		2-6-0									
1-18-0		0-1-0		0-0-0		NON-CONFERENCE		0-3-0		0-7-0		1-7-0									
0-0-0		0-0-0		0-0-0		HOME		0-0-0		0-0-0		0-0-0									
0-4-0		0-1-0		0-0-		AWAY		0-0-0		0-2-0		0-1-0									
1-14-0		0-0-0		0-0-0		NEUTRAL		0-3-0		0-5-0		1-6-0									
6-10-0		0-0-0		0-0-0		CONFERENCE		0-0-0		0-0-0		6-10-0									
3-3-0		0-0-0		0-0-0		HOME		0-0-0		0-0-0		3-3-0									
2-7-0		0-0-0		0-0-0		AWAY		0-0-0		0-0-0		2-7-0									
1-0-0		0-0-0		0-0-0		NEUTRAL		0-0-0		0-0-0		1-0-0									
RPI	S	Opponent		Score		RPI	S	Opponent		Score		RPI	S	Opponent		Score					
19	A	Louisiana		0 9								101	N	Austin Peay		2 12					
								59 N Western Ky.		0 4		101	N	Austin Peay		0 1					
								95 N SFA		3 7		108	A	Southern Miss.		1 9					
								95 N SFA		2 13		111	N	South Dakota St.		1 16					
												111	N	South Dakota St.		1 9					
												125	N	North Ala.		0 8					
												131	A	Samford		5 6					
												182	N	Tennessee Tech		3 7					
												193	N	Houston Baptist		3 5					
												193	N	Houston Baptist		0 4					
												211	A	Central Ark.		0 11					
												211	N	Central Ark.		3 11					
												211	N	Central Ark.		3 9					
												216	A	Prairie View		1 11					
												216	A	Prairie View		3 9					
												216	A	Prairie View		1 8					
												256	A	Alabama A&M		9 4					
												256	A	Alabama A&M		3 9					
												256	A	Alabama A&M		1 2					
												259	H	Alabama St.		5 1					
												259	H	Alabama St.		1 12					
												259	H	Alabama St.		11 13					
												262	A	Alcorn		1 5					
												262	A	Alcorn		4 5					
												262	A	Alcorn		3 2					
												288	N	Savannah St.		4 9					
												291	N	Delaware St.		9 1					
Non-Div. I Games:				Belhaven		5	2	Belhaven		4	5	Belhaven		4	1	Belhaven		3	4	Jackson St.	

RPI	S	Opponent	Score	
295	N	Grambling	11	3
296	H	Southern U.	5	3
296	H	Southern U.	5	3
296	H	Southern U.	1	4

Jackson St.

J
a
c
k
s
o
n
S
t
.

J
a
c
k
s
o
n
S
t
.

Average RPI Win:	212	WON-LOST RECORD	WINNING PCT. RANK	LAST 10 GAMES	STRENGTH OF SCHEDULE	OPP. STRENGTH OF SCHEDULE	TEAM RPI	ADJ RPI	CONF. RPI	ADJ CONF. RPI		
Average RPI Loss:	179											
DIV. I ONLY		5-27-0	.15625	289	2-8-0	183	254	275	.37916	277	25	25
DIV. I NON-CONF.		4-19-0	.17391	269	2-2-0	219	254	280	.37779	281	25	25
<hr/>												
TOTALS	RPI 1-25	RPI 26-50		W-L RECORDS		RPI 51-100		RPI 101-150		RPI 150+		
5-27-0	0-0-0	0-0-0		OVERALL		0-1-0		0-7-0		5-19-0		
1-6-0	0-0-0	0-0-0		HOME		0-0-0		0-0-0		1-6-0		
3-10-0	0-0-0	0-0-0		AWAY		0-1-0		0-5-0		3-4-0		
1-11-0	0-0-0	0-0-0		NEUTRAL		0-0-0		0-2-0		1-9-0		
<hr/>												
4-19-0	0-0-0	0-0-0		NON-CONFERENCE		0-1-0		0-4-0		4-14-0		
1-3-0	0-0-0	0-0-0		HOME		0-0-0		0-0-0		1-3-0		
2-5-0	0-0-0	0-0-		AWAY		0-1-0		0-2-0		2-2-0		
1-11-0	0-0-0	0-0-0		NEUTRAL		0-0-0		0-2-0		1-9-0		
<hr/>												
1-8-0	0-0-0	0-0-0		CONFERENCE		0-0-0		0-3-0		1-5-0		
0-3-0	0-0-0	0-0-0		HOME		0-0-0		0-0-0		0-3-0		
1-5-0	0-0-0	0-0-0		AWAY		0-0-0		0-3-0		1-2-0		
0-0-0	0-0-0	0-0-0		NEUTRAL		0-0-0		0-0-0		0-0-0		
<hr/>												
RPI S	Opponent	Score	RPI S	Opponent	Score	RPI S	Opponent	Score	RPI S	Opponent	Score	
						93 A	North Florida	1 3	105 A	St. John's (NY)	0 8	
									105 A	St. John's (NY)	1 7	
									110 N	Chattanooga	0 1	
									122 N	Hofstra	0 5	
									132 A	Boston U.	0 2	
									132 A	Boston U.	0 3	
									132 A	Boston U.	1 7	
									153 N	Penn St.	3 11	
									160 H	Bucknell	0 1	
									160 H	Bucknell	3 5	
									160 H	Bucknell	0 5	
									162 N	Villanova	7 10	
									164 N	Monmouth	0 5	
									165 H	Harvard	6 4	
									167 N	Central Mich.	0 5	
									172 N	Western Mich.	2 4	
									192 A	Jacksonville	2 1	
									192 A	Jacksonville	6 7	
									208 H	Marist	1 5	
									208 H	Marist	1 5	
									220 N	Drexel	6 0	
									221 N	Butler	3 6	
									234 A	Army West Point	1 2	
									234 A	Army West Point	2 0	
									234 A	Army West Point	0 1	
									247 A	Siena	2 6	
									247 A	Siena	9 7	
<hr/>												
LAST 10 GAMES												
			208 H	Marist	1 5	234 A	Army West Point	1 2				
			208 H	Marist	1 5	192 A	Jacksonville	6 7				
			234 A	Army West Point	0 1	247 A	Siena	9 7				
			160 H	Bucknell	0 1	160 H	Bucknell	3 5				
			132 A	Boston U.	0 3	160 H	Bucknell	0 5				

Non-Div. I Games:

Holy Cross

RPI	S	Opponent	Score	
260	H	Central Conn. St.	3	6
267	N	Wagner	6	9
269	N	Akron	0	6
271	N	Quinnipiac	2	5

Holy Cross

H
o
l
y
C
r
o
s
s

H
o
l
y
C
r
o
s
s

Average RPI Win:	282	WON-LOST RECORD	WINNING PCT. RANK	LAST 10 GAMES	STRENGTH OF SCHEDULE	OPP. STRENGTH OF SCHEDULE	TEAM RPI	ADJ RPI	CONF. RPI	ADJ CONF. RPI	
DIV. I ONLY	13-21-0	.38235	215	4-6-0	281	295	279	.37738	278	32	32
DIV. I NON-CONF.	4-15-0	.21053	259	0-2-0	183	296	273	.38894	274	32	32
TOTALS	RPI 1-25	RPI 26-50	W-L RECORDS	RPI 51-100	RPI 101-150	RPI 150+					
13-21-0	0-0-0	0-0-0	OVERALL	0-4-0	0-0-0	13-17-0					
7-7-0	0-0-0	0-0-0	HOME	0-0-0	0-0-0	7-7-0					
3-9-0	0-0-0	0-0-0	AWAY	0-4-0	0-0-0	3-5-0					
3-5-0	0-0-0	0-0-0	NEUTRAL	0-0-0	0-0-0	3-5-0					
4-15-0	0-0-0	0-0-0	NON-CONFERENCE	0-4-0	0-0-0	4-11-0					
0-6-0	0-0-0	0-0-0	HOME	0-0-0	0-0-0	0-6-0					
2-5-0	0-0-0	0-0-	AWAY	0-4-0	0-0-0	2-1-0					
2-4-0	0-0-0	0-0-0	NEUTRAL	0-0-0	0-0-0	2-4-0					
9-6-0	0-0-0	0-0-0	CONFERENCE	0-0-0	0-0-0	9-6-0					
7-1-0	0-0-0	0-0-0	HOME	0-0-0	0-0-0	7-1-0					
1-4-0	0-0-0	0-0-0	AWAY	0-0-0	0-0-0	1-4-0					
1-1-0	0-0-0	0-0-0	NEUTRAL	0-0-0	0-0-0	1-1-0					
RPI S Opponent Score	RPI S Opponent Score	RPI S Opponent Score	RPI S Opponent Score	RPI S Opponent Score	RPI S Opponent Score	RPI S Opponent Score					
				64 A USC Upstate 0 14	170 A Florida A&M 1 6						
				80 A Duke 0 8	170 A Florida A&M 2 3						
				92 A Appalachian St. 1 7	170 A Florida A&M 2 4						
				92 A Appalachian St. 0 3	176 H Gardner-Webb 0 8						
					176 H Gardner-Webb 4 15						
					216 N Prairie View 2 13						
					218 H Western Caro. 2 3						
					218 H Western Caro. 3 6						
					227 H Youngstown St. 4 6						
					227 H Youngstown St. 0 3						
					237 H Norfolk St. 8 7						
					237 H Norfolk St. 3 10						
					240 A Hampton 6 5						
					240 A Hampton 0 8						
					240 N Hampton 3 4						
					248 N Robert Morris 6 5						
					248 N Northern Ky. 0 9						
					259 N Alabama St. 2 4						
					289 N Howard 3 4						
					291 N Delaware St. 7 2						
					293 A UMES 5 6						
					293 A UMES 9 1						
					293 H UMES 10 1						
					293 H UMES 8 0						
					293 H UMES 6 1						
					294 N Saint Peter's 9 0						
					296 A Southern U. 7 3						
LAST 10 GAMES											
				297 H South Carolina St. 16 1	170 A Florida A&M 2 4	293 H UMES 10 1					
				293 H UMES 10 1	293 A UMES 9 1	293 H UMES 8 0					
				227 H Youngstown St. 4 6	92 A Appalachian St. 1 7	293 H UMES 6 1					
				176 H Gardner-Webb 4 15	293 H UMES 6 1	294 N Saint Peter's 9 0					
				297 H South Carolina St. 12 0	237 H Norfolk St. 3 10	296 A Southern U. 7 3					

Non-Div. I Games:

N.C. Central

RPI	S	Opponent	Score	
297	H	South Carolina St.	16	1
297	H	South Carolina St.	3	0
297	H	South Carolina St.	12	0

N.C. Central

N
.
C
.
C
e
n
t
r
a
l

N
.
C
.
C
e
n
t
r
a
l

Average RPI Win:		255	WON-LOST RECORD		WINNING PCT. RANK		LAST 10 GAMES		STRENGTH OF SCHEDULE		OPP. STRENGTH OF SCHEDULE		TEAM RPI		ADJ RPI		CONF. RPI		ADJ CONF. RPI	
DIV. I ONLY			15-22-0		.40541 199		7-3-0		291		274		274		.37404 279		32		32	
DIV. I NON-CONF.			5-19-0		.20833 260		2-2-0		278		209		284		.36437 284		32		32	
TOTALS		RPI 1-25		RPI 26-50		W-L RECORDS		RPI 51-100		RPI 101-150		RPI 150+								
15-22-0		0-1-0		0-1-0		OVERALL		0-2-0		2-3-0		13-15-0								
7-4-0		0-0-0		0-0-0		HOME		0-0-0		0-0-0		7-4-0								
4-8-0		0-1-0		0-0-0		AWAY		0-0-0		1-1-0		3-6-0								
4-10-0		0-0-0		0-1-0		NEUTRAL		0-2-0		1-2-0		3-5-0								
5-19-0		0-1-0		0-1-0		NON-CONFERENCE		0-2-0		2-3-0		3-12-0								
1-2-0		0-0-0		0-0-0		HOME		0-0-0		0-0-0		1-2-0								
2-7-0		0-1-0		0-0-		AWAY		0-0-0		1-1-0		1-5-0								
2-10-0		0-0-0		0-1-0		NEUTRAL		0-2-0		1-2-0		1-5-0								
10-3-0		0-0-0		0-0-0		CONFERENCE		0-0-0		0-0-0		10-3-0								
6-2-0		0-0-0		0-0-0		HOME		0-0-0		0-0-0		6-2-0								
2-1-0		0-0-0		0-0-0		AWAY		0-0-0		0-0-0		2-1-0								
2-0-0		0-0-0		0-0-0		NEUTRAL		0-0-0		0-0-0		2-0-0								
RPI	S	Opponent			Score		RPI	S	Opponent			Score		RPI	S	Opponent			Score	
13	A	James Madison			1	15	29	N	Notre Dame			1	4	82	N	Rutgers			0	8
														90	N	Iowa			0	3
																122 N Hofstra			12	6
																140 A Towson			13	6
																142 N UAB			0	4
																142 N UAB			1	6
																143 A Saint Joseph's			4	13
																155 A George Washington			5	4
																155 A George Washington			1	8
																185 N Fordham			6	8
																190 N Binghamton			5	13
																198 N ETSU			0	13
																237 H Norfolk St.			6	5
																237 H Norfolk St.			0	7
																237 H Norfolk St.			5	6
																246 H Mt. St. Mary's			4	12
																250 N Iona			2	1
																253 A Manhattan			1	2
																253 A Manhattan			5	10
																264 A Presbyterian			2	5
																264 A Presbyterian			2	9
																269 N Akron			0	5
																269 N Akron			11	12
									LAST 10 GAMES							286 H Cornell			10	4
																286 H Cornell			5	9
									289 A Howard			7	6			289 A Howard			8	4
									289 A Howard			4	5			289 A Howard			7	6
									291 H Delaware St.			8	0			289 A Howard			4	5
									291 H Delaware St.			4	0			291 H Delaware St.			4	0
									291 H Delaware St.			4	0			297 N South Carolina St.			8	0

Non-Div. I Games:

Morgan St.

M
o
r
g
a
n
s
t
.

M
o
r
g
a
n
s
t
.

Morgan St.

Average RPI Win:		218	WON-LOST RECORD		WINNING PCT. RANK		LAST 10 GAMES		STRENGTH OF SCHEDULE		OPP. STRENGTH OF SCHEDULE		TEAM RPI		ADJ RPI		CONF. RPI		ADJ CONF. RPI					
DIV. I ONLY			5-25-0		.16667 285		3-7-0		250		208		281		.37193 280		24		24					
DIV. I NON-CONF.			2-19-0		.09524 284		0-3-0		254		235		288		.35692 287		24		23					
TOTALS		RPI 1-25		RPI 26-50		W-L RECORDS		RPI 51-100		RPI 101-150		RPI 150+												
5-25-0		0-0-0		0-1-0		OVERALL		0-3-0		1-7-0		4-14-0												
2-6-0		0-0-0		0-0-0		HOME		0-1-0		0-0-0		2-5-0												
1-13-0		0-0-0		0-1-0		AWAY		0-0-0		1-7-0		0-5-0												
2-6-0		0-0-0		0-0-0		NEUTRAL		0-2-0		0-0-0		2-4-0												
2-19-0		0-0-0		0-1-0		NON-CONFERENCE		0-3-0		0-2-0		2-13-0												
0-5-0		0-0-0		0-0-0		HOME		0-1-0		0-0-0		0-4-0												
0-8-0		0-0-0		0-0-		AWAY		0-0-0		0-2-0		0-5-0												
2-6-0		0-0-0		0-0-0		NEUTRAL		0-2-0		0-0-0		2-4-0												
3-6-0		0-0-0		0-0-0		CONFERENCE		0-0-0		1-5-0		2-1-0												
2-1-0		0-0-0		0-0-0		HOME		0-0-0		0-0-0		2-1-0												
1-5-0		0-0-0		0-0-0		AWAY		0-0-0		1-5-0		0-0-0												
0-0-0		0-0-0		0-0-0		NEUTRAL		0-0-0		0-0-0		0-0-0												
RPI	S	Opponent		Score		RPI	S	Opponent		Score		RPI	S	Opponent		Score								
						37	A	UNLV		3	11	53	N	Baylor		1	5	128	A	Sacramento St.		4	2	
												69	N	Long Beach St.		5	10	128	A	Sacramento St.		1	9	
												75	H	BYU		4	13	128	A	Sacramento St.		3	9	
																		135	A	UC Riverside		2	11	
																		135	A	UC Riverside		2	4	
																		137	A	Weber St.		2	3	
																		137	A	Weber St.		6	7	
																		137	A	Weber St.		4	9	
																		184	N	Seton Hall		1	2	
																		191	A	San Diego		2	7	
																		191	A	San Diego		1	12	
																		191	A	San Diego		2	4	
																		196	A	California Baptist		7	8	
																		196	A	California Baptist		0	9	
																		202	H	UMKC		6	9	
																		202	H	UMKC		3	10	
																		209	H	Utah Valley		6	12	
																		209	H	Utah Valley		6	13	
																		209	N	Utah Valley		3	10	
																		232	N	North Dakota		7	6	
																		239	N	CSU Bakersfield		5	11	
						LAST 10 GAMES												241	H	Northern Colo.		16	11	
						196	A	California Baptist		7	8	128	A	Sacramento St.		1	9	241	H	Northern Colo.		4	7	
						196	A	California Baptist		0	9	202	H	UMKC		3	10	241	H	Northern Colo.		4	3	
						209	H	Utah Valley		6	13	191	A	San Diego		2	4	248	N	Northern Ky.		4	5	
						241	H	Northern Colo.		4	3	241	H	Northern Colo.		16	11	248	N	Northern Ky.		4	3	
						137	A	Weber St.		6	7	241	H	Northern Colo.		4	7							

Non-Div. I Games:

Southern Utah

Average RPI Win: 283 Average RPI Loss: 173		WON-LOST RECORD	WINNING PCT. RANK	LAST 10 GAMES	STRENGTH OF SCHEDULE	OPP. STRENGTH OF SCHEDULE	TEAM RPI	ADJ RPI	CONF. RPI	ADJ CONF. RPI					
DIV. I ONLY		8-21-0	.27586	254	5-5-0	268	281	280	.37031	281	32	32			
DIV. I NON-CONF.		3-16-0	.15789	274	0-2-0	187	263	278	.38603	276	32	32			
<hr/>															
TOTALS		RPI 1-25		RPI 26-50		W-L RECORDS		RPI 51-100		RPI 101-150		RPI 150+			
8-21-0		0-0-0		0-1-0		OVERALL		0-4-0		0-3-0		8-13-0			
4-6-0		0-0-0		0-0-0		HOME		0-1-0		0-0-0		4-5-0			
3-10-0		0-0-0		0-0-0		AWAY		0-3-0		0-2-0		3-5-0			
1-5-0		0-0-0		0-1-0		NEUTRAL		0-0-0		0-1-0		1-3-0			
3-16-0		0-0-0		0-1-0		NON-CONFERENCE		0-4-0		0-3-0		3-8-0			
2-3-0		0-0-0		0-0-0		HOME		0-1-0		0-0-0		2-2-0			
0-8-0		0-0-0		0-0-		AWAY		0-3-0		0-2-0		0-3-0			
1-5-0		0-0-0		0-1-0		NEUTRAL		0-0-0		0-1-0		1-3-0			
5-5-0		0-0-0		0-0-0		CONFERENCE		0-0-0		0-0-0		5-5-0			
2-3-0		0-0-0		0-0-0		HOME		0-0-0		0-0-0		2-3-0			
3-2-0		0-0-0		0-0-0		AWAY		0-0-0		0-0-0		3-2-0			
0-0-0		0-0-0		0-0-0		NEUTRAL		0-0-0		0-0-0		0-0-0			
RPI	S	Opponent	Score	RPI	S	Opponent	Score	RPI	S	Opponent	Score				
				40	N	Indiana	1 7	74	H	UNC Greensboro	6 8	141	A	UNCW	0 1
								84	A	Elon	0 7	141	A	UNCW	1 9
								92	A	Appalachian St.	0 15	144	N	Loyola Chicago	0 8
								92	A	Appalachian St.	0 12	170	H	Florida A&M	2 10
												170	H	Florida A&M	2 13
												175	A	Mercer	0 5
												176	A	Gardner-Webb	2 10
												176	A	Gardner-Webb	6 7
												183	N	Lehigh	0 10
												214	N	UMBC	6 1
												214	N	UMBC	1 9
												237	A	Norfolk St.	4 15
												237	A	Norfolk St.	0 1
												256	H	Alabama A&M	5 7
												269	N	Akron	0 8
												275	H	Brown	2 5
												287	H	Rider	7 3
												288	H	Savannah St.	1 3
												288	H	Savannah St.	8 1
												288	H	Savannah St.	4 2
												294	H	Saint Peter's	8 3
												297	A	South Carolina St.	6 0
												297	A	South Carolina St.	4 0
												297	A	South Carolina St.	6 0
LAST 10 GAMES															
				170	H	Florida A&M	2 10	214	N	UMBC	6 1	297	A	South Carolina St.	6 0
				170	H	Florida A&M	2 13	214	N	UMBC	1 9				
				288	H	Savannah St.	1 3	237	A	Norfolk St.	0 1				
				288	H	Savannah St.	8 1	297	A	South Carolina St.	4 0				
				297	A	South Carolina St.	6 0	176	A	Gardner-Webb	2 10				

Non-Div. I Games:

N.C. A&T

Mississippi.

Mississippi Val.

Average RPI Win:	284	WON-LOST RECORD	WINNING PCT. RANK	LAST 10 GAMES	STRENGTH OF SCHEDULE	OPP. STRENGTH OF SCHEDULE	TEAM RPI	ADJ RPI	CONF. RPI	ADJ CONF. RPI	
Average RPI Loss:	168										
DIV. I ONLY		2-31-0	.06061 296	0-10-0	169	252	282	.3611 283	15	16	
DIV. I NON-CONF.		2-19-0	.09524 284	0-2-0	204	271	286	.35953 286	16	16	
<hr/>											
TOTALS	RPI 1-25	RPI 26-50		W-L RECORDS	RPI 51-100		RPI 101-150		RPI 150+		
2-31-0	0-0-0	0-2-0		OVERALL	0-0-0		0-11-0		2-18-0		
2-12-0	0-0-0	0-0-0		HOME	0-0-0		0-4-0		2-8-0		
0-12-0	0-0-0	0-2-0		AWAY	0-0-0		0-4-0		0-6-0		
0-7-0	0-0-0	0-0-0		NEUTRAL	0-0-0		0-3-0		0-4-0		
<hr/>											
2-19-0	0-0-0	0-2-0		NON-CONFERENCE	0-0-0		0-5-0		2-12-0		
2-4-0	0-0-0	0-0-0		HOME	0-0-0		0-0-0		2-4-0		
0-8-0	0-0-0	0-0-		AWAY	0-0-0		0-2-0		0-4-0		
0-7-0	0-0-0	0-0-0		NEUTRAL	0-0-0		0-3-0		0-4-0		
<hr/>											
0-12-0	0-0-0	0-0-0		CONFERENCE	0-0-0		0-6-0		0-6-0		
0-8-0	0-0-0	0-0-0		HOME	0-0-0		0-4-0		0-4-0		
0-4-0	0-0-0	0-0-0		AWAY	0-0-0		0-2-0		0-2-0		
0-0-0	0-0-0	0-0-0		NEUTRAL	0-0-0		0-0-0		0-0-0		
<hr/>											
RPI S	Opponent	Score	RPI S	Opponent	Score	RPI S	Opponent	Score	RPI S	Opponent	Score
			33 A	Louisville	1 21				102 H	Jacksonville St.	0 8
			33 A	Louisville	0 8				102 H	Jacksonville St.	3 18
									104 A	Eastern Ky.	0 8
									104 A	Eastern Ky.	0 4
									107 N	Ohio	1 6
									110 N	Chattanooga	2 6
									110 N	Chattanooga	2 10
									120 H	Belmont	0 10
									120 H	Belmont	3 12
									149 A	Ga. Southern	4 6
									149 A	Ga. Southern	2 19
									152 A	Kennesaw St.	5 6
									180 A	UT Martin	2 11
									180 A	UT Martin	1 10
									182 H	Tennessee Tech	3 15
									182 H	Tennessee Tech	2 13
									202 N	UMKC	2 9
									203 A	Dayton	5 6
									203 A	Dayton	1 8
									212 H	Bowling Green	4 10
									212 H	Bowling Green	2 9
			LAST 10 GAMES						222 H	Eastern Ill.	1 9
			260 N	Central Conn. St.	4 5	104 A	Eastern Ky.	0 8	222 H	Eastern Ill.	6 12
			33 A	Louisville	1 21	203 A	Dayton	5 6	237 A	Norfolk St.	3 8
			182 H	Tennessee Tech	3 15	102 H	Jacksonville St.	0 8	245 N	IUPUI	2 11
			255 H	Wright St.	5 8	222 H	Eastern Ill.	6 12	246 N	Mt. St. Mary's	3 15
			120 H	Belmont	3 12	180 A	UT Martin	2 11	255 H	Wright St.	2 7

Non-Div. I Games:

Morehead St.

RPI	S	Opponent	Score	
255	H	Wright St.	5	8
260	N	Central Conn. St.	4	5
284	H	St. Bonaventure	10	7
284	H	St. Bonaventure	6	5

Morehead St.

M
o
r
e
h
e
a
d
s
t
.

M
o
r
e
h
e
a
d
s
t
.

S
t
.
B
o
n
a
v
e
n
t
u
r
e

St. Bonaventure

St. Bonaventure

L
a
s
a
l
l
e

La Salle

RPI	S	Opponent	Score	
274	A	Lafayette	1	5
274	N	Lafayette	3	7
275	N	Brown	9	6
284	H	St. Bonaventure	2	5
284	H	St. Bonaventure	5	6
284	H	St. Bonaventure	6	5

La Salle

L
a
S
a
l
l
e

L
a
S
a
l
l
e

Average RPI Win: 254		WON-LOST RECORD	WINNING PCT. RANK	LAST 10 GAMES	STRENGTH OF SCHEDULE	OPP. STRENGTH OF SCHEDULE	TEAM RPI	ADJ RPI	CONF. RPI	ADJ CONF. RPI	
Average RPI Loss: 217											
DIV. I ONLY		6-28-0	.17647 282	2-8-0	253	285	287	.34947 286	28	28	
DIV. I NON-CONF.		4-18-0	.18182 266	2-2-0	265	277	287	.35509 288	28	28	
TOTALS		RPI 1-25	RPI 26-50		W-L RECORDS		RPI 51-100		RPI 101-150		RPI 150+
6-28-0	0-0-0		0-0-0		OVERALL		0-0-0		0-3-0		6-25-0
3-8-0	0-0-0		0-0-0		HOME		0-0-0		0-0-0		3-8-0
2-8-0	0-0-0		0-0-0		AWAY		0-0-0		0-0-0		2-8-0
1-12-0	0-0-0		0-0-0		NEUTRAL		0-0-0		0-3-0		1-9-0
4-18-0	0-0-0		0-0-0		NON-CONFERENCE		0-0-0		0-3-0		4-15-0
1-1-0	0-0-0		0-0-0		HOME		0-0-0		0-0-0		1-1-0
2-5-0	0-0-0		0-0-		AWAY		0-0-0		0-0-0		2-5-0
1-12-0	0-0-0		0-0-0		NEUTRAL		0-0-0		0-3-0		1-9-0
2-10-0	0-0-0		0-0-0		CONFERENCE		0-0-0		0-0-0		2-10-0
2-7-0	0-0-0		0-0-0		HOME		0-0-0		0-0-0		2-7-0
0-3-0	0-0-0		0-0-0		AWAY		0-0-0		0-0-0		0-3-0
0-0-0	0-0-0		0-0-0		NEUTRAL		0-0-0		0-0-0		0-0-0
RPI S	Opponent	Score	RPI S	Opponent	Score	RPI S	Opponent	Score	RPI S	Opponent	Score
									119 N	East Carolina	0 10
									119 N	East Carolina	1 11
									150 N	South Dakota	0 6
									181 H	Colgate	0 6
									181 H	Colgate	10 7
									188 A	Columbia	4 12
									188 A	Columbia	0 8
									188 A	Columbia	0 12
									190 A	Binghamton	1 10
									190 A	Binghamton	7 8
									207 A	George Mason	1 6
									214 N	UMBC	0 10
									220 N	Drexel	0 11
									223 H	Penn	0 14
									223 H	Penn	7 12
									223 H	Penn	0 8
									225 N	Detroit Mercy	0 5
									226 N	Sacred Heart	2 4
									226 N	Sacred Heart	4 7
									246 A	Mt. St. Mary's	7 4
									246 A	Mt. St. Mary's	1 9
									247 N	Siena	2 10
									253 N	Manhattan	9 11
									253 N	Manhattan	2 6
									253 N	Manhattan	1 8
									258 H	Yale	5 12
									258 H	Yale	1 10
			LAST 10 GAMES								
			275 H	Brown	5 4	181 H	Colgate	0 6	253 N	Manhattan	9 11
			223 H	Penn	0 8	246 A	Mt. St. Mary's	1 9	253 N	Manhattan	2 6
			188 A	Columbia	4 12	279 A	Morgan St.	4 10	253 N	Manhattan	1 8
			258 H	Yale	5 15	190 A	Binghamton	1 10	258 H	Yale	5 12
			275 H	Brown	4 3	188 A	Columbia	0 8	258 H	Yale	1 10

Non-Div. I Games:

Cornell

RPI	S	Opponent	Score	
258	H	Yale	5	15
266	N	Canisius	9	5
275	H	Brown	8	10
275	H	Brown	5	4
275	H	Brown	4	3
279	A	Morgan St.	4	10
279	A	Morgan St.	9	5

Cornell

C
o
r
n
e
l
l

C
o
r
n
e
l
l

Average RPI Win:		206	WON-LOST RECORD		WINNING PCT. RANK		LAST 10 GAMES		STRENGTH OF SCHEDULE		OPP. STRENGTH OF SCHEDULE		TEAM RPI		ADJ RPI		CONF. RPI		ADJ CONF. RPI	
DIV. I ONLY			6-32-0		.15789 288		2-8-0		241		269		285		.34903 287		30		30	
DIV. I NON-CONF.			3-25-0		.10714 282		0-4-0		180		268		283		.36191 285		30		30	
TOTALS		RPI 1-25		RPI 26-50		W-L RECORDS		RPI 51-100		RPI 101-150		RPI 150+								
6-32-0		0-1-0		0-0-0		OVERALL		1-6-0		0-4-0		5-21-0								
2-8-0		0-0-0		0-0-0		HOME		0-0-0		0-0-0		2-8-0								
4-16-0		0-0-0		0-0-0		AWAY		1-6-0		0-1-0		3-9-0								
0-8-0		0-1-0		0-0-0		NEUTRAL		0-0-0		0-3-0		0-4-0								
3-25-0		0-1-0		0-0-0		NON-CONFERENCE		1-6-0		0-4-0		2-14-0								
0-4-0		0-0-0		0-0-0		HOME		0-0-0		0-0-0		0-4-0								
3-13-0		0-0-0		0-0-		AWAY		1-6-0		0-1-0		2-6-0								
0-8-0		0-1-0		0-0-0		NEUTRAL		0-0-0		0-3-0		0-4-0								
3-7-0		0-0-0		0-0-0		CONFERENCE		0-0-0		0-0-0		3-7-0								
2-4-0		0-0-0		0-0-0		HOME		0-0-0		0-0-0		2-4-0								
1-3-0		0-0-0		0-0-0		AWAY		0-0-0		0-0-0		1-3-0								
0-0-0		0-0-0		0-0-0		NEUTRAL		0-0-0		0-0-0		0-0-0								
RPI	S	Opponent		Score		RPI	S	Opponent		Score		RPI	S	Opponent		Score				
10	N	Tennessee		0 18								128	A	Sacramento St.		0 6				
												132	N	Boston U.		0 8				
												132	N	Boston U.		2 8				
												146	N	UIC		0 17				
												164	H	Monmouth		0 6				
												164	H	Monmouth		5 2				
												183	H	Lehigh		1 2				
												183	H	Lehigh		0 9				
												197	A	Princeton		1 9				
												197	A	Princeton		3 1				
												199	A	Pacific		3 5				
												199	A	Pacific		1 11				
												223	A	Penn		5 2				
												253	A	Manhattan		5 7				
												253	A	Manhattan		0 8				
												256	N	Alabama A&M		1 5				
												260	A	Central Conn. St.		7 18				
												260	A	Central Conn. St.		11 12				
												261	N	Santa Clara		3 4				
												261	N	Santa Clara		3 12				
												266	H	Canisius		1 9				
												266	H	Canisius		6 8				
												267	H	Wagner		5 12				
												267	H	Wagner		3 8				
												272	H	Niagara		1 2				
												272	H	Niagara		6 5				
												275	N	Brown		0 2				
LAST 10 GAMES																				
223	A	Penn		5 2		197	A	Princeton		1 9		267	H	Wagner		5 12				
199	A	Pacific		1 11		253	A	Manhattan		0 8		267	H	Wagner		3 8				
272	H	Niagara		1 2		164	H	Monmouth		5 2		272	H	Niagara		1 2				
267	H	Wagner		3 8		294	A	Saint Peter's		6 7		272	H	Niagara		6 5				
183	H	Lehigh		1 2		266	H	Canisius		1 9		275	N	Brown		0 2				

Non-Div. I Games:

Rider

RPI	S	Opponent	Score	
281	A	N.C. A&T	3	7
294	A	Saint Peter's	3	1
294	A	Saint Peter's	6	7

Rider

R
i
d
e
r

R
i
d
e
r

Average RPI Win:	268	WON-LOST RECORD	WINNING PCT. RANK	LAST 10 GAMES	STRENGTH OF SCHEDULE	OPP. STRENGTH OF SCHEDULE	TEAM RPI	ADJ RPI	CONF. RPI	ADJ CONF. RPI	
DIV. I ONLY	6-23-0	.2069	273	2-8-0	277	270	289	.34843	288	32	32
DIV. I NON-CONF.	3-15-0	.16667	271	1-1-0	247	262	285	.3689	283	32	32
<hr/>											
TOTALS	RPI 1-25	RPI 26-50		W-L RECORDS	RPI 51-100		RPI 101-150		RPI 150+		
6-23-0	0-0-0	0-0-0		OVERALL	0-3-0		0-2-0		6-18-0		
3-8-0	0-0-0	0-0-0		HOME	0-0-0		0-0-0		3-8-0		
1-6-0	0-0-0	0-0-0		AWAY	0-0-0		0-1-0		1-5-0		
2-9-0	0-0-0	0-0-0		NEUTRAL	0-3-0		0-1-0		2-5-0		
<hr/>											
3-15-0	0-0-0	0-0-0		NON-CONFERENCE	0-3-0		0-2-0		3-10-0		
1-5-0	0-0-0	0-0-0		HOME	0-0-0		0-0-0		1-5-0		
0-1-0	0-0-0	0-0-		AWAY	0-0-0		0-1-0		0-0-0		
2-9-0	0-0-0	0-0-0		NEUTRAL	0-3-0		0-1-0		2-5-0		
<hr/>											
3-8-0	0-0-0	0-0-0		CONFERENCE	0-0-0		0-0-0		3-8-0		
2-3-0	0-0-0	0-0-0		HOME	0-0-0		0-0-0		2-3-0		
1-5-0	0-0-0	0-0-0		AWAY	0-0-0		0-0-0		1-5-0		
0-0-0	0-0-0	0-0-0		NEUTRAL	0-0-0		0-0-0		0-0-0		
<hr/>											
RPI	S	Opponent	Score	RPI	S	Opponent	Score	RPI	S	Opponent	Score
				73 N Bradley 3 11				121 N South Alabama 1 8			
				87 N Purdue 1 10				149 A Ga. Southern 1 4			
				87 N Purdue 0 5				159 N Winthrop 1 7			
								159 N Winthrop 1 6			
								169 H Col. of Charleston 6 3			
								169 H Col. of Charleston 2 5			
								170 A Florida A&M 0 1			
								170 A Florida A&M 0 8			
								170 A Florida A&M 2 5			
								180 N UT Martin 0 11			
								204 N Tennessee St. 4 9			
								213 N Saint Francis (PA) 1 7			
								231 H Bethune-Cookman 0 7			
								231 H Bethune-Cookman 4 8			
								231 H Bethune-Cookman 5 7			
								256 H Alabama A&M 6 10			
								256 H Alabama A&M 0 1			
								256 H Alabama A&M 6 9			
								264 H Presbyterian 4 5			
								276 N Jackson St. 9 4			
				281 A N.C. A&T 1 8							
				281 A N.C. A&T 3 1							
				281 A N.C. A&T 2 4							
				293 H UMES 4 1							
				293 H UMES 4 3							
				295 N Grambling 8 3							
<hr/>											
LAST 10 GAMES											
281 A N.C. A&T 3 1				264 H Presbyterian 4 5				281 A N.C. A&T 2 4			
281 A N.C. A&T 1 8				204 N Tennessee St. 4 9				293 H UMES 4 1			
231 H Bethune-Cookman 5 7				276 N Jackson St. 9 4				293 H UMES 4 3			
231 H Bethune-Cookman 4 8				87 N Purdue 1 10				295 N Grambling 8 3			
231 H Bethune-Cookman 0 7				87 N Purdue 0 5							

Non-Div. I Games:

Savannah St.

Average RPI Win: 266		WON-LOST RECORD	WINNING PCT. RANK		LAST 10 GAMES	STRENGTH OF SCHEDULE	OPP. STRENGTH OF SCHEDULE	TEAM RPI	ADJ RPI		CONF. RPI	ADJ CONF. RPI	
Average RPI Loss: 223													
DIV. I ONLY		10-23-0	.30303	247	4-6-0	290	292	288	.34023	289	32	32	
DIV. I NON-CONF.		3-19-0	.13636	279	0-2-0	258	290	291	.33915	291	32	32	
<hr/>													
TOTALS		RPI 1-25		RPI 26-50		W-L RECORDS		RPI 51-100		RPI 101-150		RPI 150+	
10-23-0		0-0-0		0-0-0		OVERALL		0-0-0		1-3-0		9-20-0	
7-5-0		0-0-0		0-0-0		HOME		0-0-0		0-0-0		7-5-0	
2-9-0		0-0-0		0-0-0		AWAY		0-0-0		1-3-0		1-6-0	
1-9-0		0-0-0		0-0-0		NEUTRAL		0-0-0		0-0-0		1-9-0	
3-19-0		0-0-0		0-0-0		NON-CONFERENCE		0-0-0		1-3-0		2-16-0	
2-2-0		0-0-0		0-0-0		HOME		0-0-0		0-0-0		2-2-0	
1-8-0		0-0-0		0-0-		AWAY		0-0-0		1-3-0		0-5-0	
0-9-0		0-0-0		0-0-0		NEUTRAL		0-0-0		0-0-0		0-9-0	
7-4-0		0-0-0		0-0-0		CONFERENCE		0-0-0		0-0-0		7-4-0	
5-3-0		0-0-0		0-0-0		HOME		0-0-0		0-0-0		5-3-0	
1-1-0		0-0-0		0-0-0		AWAY		0-0-0		0-0-0		1-1-0	
1-0-0		0-0-0		0-0-0		NEUTRAL		0-0-0		0-0-0		1-0-0	
RPI	S	Opponent	Score	RPI	S	Opponent	Score	RPI	S	Opponent	Score		
								140	A	Towson	4	6	
								140	A	Towson	2	7	
								141	A	UNCW	3	10	
								141	A	UNCW	12	11	
								155	A	George Washington	9	11	
								155	A	George Washington	1	9	
								160	A	Bucknell	3	11	
								165	N	Harvard	2	10	
								166	N	Radford	3	16	
								166	N	Radford	4	15	
								202	H	UMKC	4	3	
								202	N	UMKC	0	7	
								216	N	Prairie View	1	7	
								233	N	Rhode Island	0	8	
								259	A	Alabama St.	4	5	
								259	N	Alabama St.	1	10	
								264	N	Presbyterian	1	9	
								275	N	Brown	0	9	
								278	N	N.C. Central	4	3	
								279	H	Morgan St.	6	7	
								279	H	Morgan St.	5	4	
								279	H	Morgan St.	4	8	
								291	H	Delaware St.	2	9	
								291	H	Delaware St.	8	5	
								291	H	Delaware St.	6	4	
								293	A	UMES	6	7	
								293	A	UMES	7	5	
<hr/>													
LAST 10 GAMES													
				279	H	Morgan St.	6	7	291	H	Delaware St.	6	4
				279	H	Morgan St.	5	4	297	H	South Carolina St.	15	2
				140	A	Towson	4	6	297	H	South Carolina St.	13	5
				291	H	Delaware St.	2	9	165	N	Harvard	2	10
				291	H	Delaware St.	8	5	160	A	Bucknell	3	11

Non-Div. I Games: Bowie St. 15 2

Howard

RPI	S	Opponent	Score	
294	H	Saint Peter's	5	3
294	H	Saint Peter's	3	7
295	H	Grambling	3	5
296	A	Southern U.	3	6
297	H	South Carolina St.	15	2
297	H	South Carolina St.	13	5

Howard

C
o
p
p
i
n
s
t
:

Coppin St.

Average RPI Win:	273	WON-LOST RECORD	WINNING PCT. RANK	LAST 10 GAMES	STRENGTH OF SCHEDULE	OPP. STRENGTH OF SCHEDULE	TEAM RPI	ADJ RPI	CONF. RPI	ADJ CONF. RPI					
Average RPI Loss:	229	6-26-0	.1875 280	1-9-0	265	294	290	.33618 291	32	32					
DIV. I ONLY		2-19-0	.09524 284	0-5-0	221	295	290	.34433 290	32	32					
DIV. I NON-CONF.															
<hr/>															
TOTALS	RPI 1-25	RPI 26-50		W-L RECORDS		RPI 51-100		RPI 101-150		RPI 150+					
6-26-0	0-0-0	0-1-0		OVERALL		0-0-0		0-0-0		6-25-0					
3-2-0	0-0-0	0-0-0		HOME		0-0-0		0-0-0		3-2-0					
1-14-0	0-0-0	0-1-0		AWAY		0-0-0		0-0-0		1-13-0					
2-10-0	0-0-0	0-0-0		NEUTRAL		0-0-0		0-0-0		2-10-0					
<hr/>															
2-19-0	0-0-0	0-1-0		NON-CONFERENCE		0-0-0		0-0-0		2-18-0					
1-1-0	0-0-0	0-0-0		HOME		0-0-0		0-0-0		1-1-0					
0-9-0	0-0-0	0-0-		AWAY		0-0-0		0-0-0		0-8-0					
1-9-0	0-0-0	0-0-0		NEUTRAL		0-0-0		0-0-0		1-9-0					
<hr/>															
4-7-0	0-0-0	0-0-0		CONFERENCE		0-0-0		0-0-0		4-7-0					
2-1-0	0-0-0	0-0-0		HOME		0-0-0		0-0-0		2-1-0					
1-5-0	0-0-0	0-0-0		AWAY		0-0-0		0-0-0		1-5-0					
1-1-0	0-0-0	0-0-0		NEUTRAL		0-0-0		0-0-0		1-1-0					
<hr/>															
RPI	S	Opponent	Score	RPI	S	Opponent	Score	RPI	S	Opponent	Score				
				48	A	Liberty	0 20			155	A George Washington	5 6			
										155	A George Washington	2 6			
										160	N Bucknell	4 11			
										173	N Valparaiso	1 12			
										177	A Delaware	3 13			
										204	N Tennessee St.	7 8			
										214	A UMBC	0 2			
										214	A UMBC	9 10			
										216	A Prairie View	4 5			
										216	N Prairie View	1 4			
										236	H Fairfield	2 9			
										236	H Fairfield	2 1			
										237	N Norfolk St.	4 3			
										240	A Hampton	0 9			
										240	A Hampton	3 5			
										248	N Robert Morris	1 7			
										255	N Wright St.	2 4			
										259	N Alabama St.	5 9			
										276	N Jackson St.	1 9			
										278	N N.C. Central	2 7			
										279	A Morgan St.	0 8			
										279	A Morgan St.	0 4			
				LAST 10 GAMES						279	A Morgan St.	0 4			
				279	A	Morgan St.	0 8	289	A	Howard	4 6	279	A	Morgan St.	0 4
				279	A	Morgan St.	0 4	204	N	Tennessee St.	7 8	289	A	Howard	5 8
				279	A	Morgan St.	0 4	276	N	Jackson St.	1 9	289	A	Howard	9 2
				289	A	Howard	9 2	216	N	Prairie View	1 4	289	A	Howard	4 6
				289	A	Howard	5 8	240	A	Hampton	0 9	290	H	Coppin St.	3 2

Non-Div. I Games:

Delaware St.

RPI	S	Opponent	Score	
290	H	Coppin St.	4	3
290	H	Coppin St.	2	3
294	N	Saint Peter's	5	6
294	N	Saint Peter's	6	5

Delaware St.

D
e
l
a
w
a
r
e
s
t
.

D
e
l
a
w
a
r
e
s
t
.

[illegible]

UMES

Average RPI Win: 291		WON-LOST RECORD	WINNING PCT. RANK	LAST 10 GAMES	STRENGTH OF SCHEDULE	OPP. STRENGTH OF SCHEDULE	TEAM RPI	ADJ RPI		CONF. RPI	ADJ CONF. RPI			
Average RPI Loss: 241														
DIV. I ONLY		6-23-0	.2069	273	2-8-0	295	296	296	.30843	293	32	32		
DIV. I NON-CONF.		0-11-0	0	293	0-2-0	225	279	293	.33263	292	32	32		
<hr/>														
TOTALS		RPI 1-25		RPI 26-50		W-L RECORDS		RPI 51-100		RPI 101-150		RPI 150+		
6-23-0		0-0-0		0-0-0		OVERALL		0-0-0		0-1-0		6-22-0		
2-2-0		0-0-0		0-0-0		HOME		0-0-0		0-0-0		2-2-0		
3-17-0		0-0-0		0-0-0		AWAY		0-0-0		0-0-0		3-17-0		
1-4-0		0-0-0		0-0-0		NEUTRAL		0-0-0		0-1-0		1-3-0		
0-11-0		0-0-0		0-0-0		NON-CONFERENCE		0-0-0		0-1-0		0-10-0		
0-0-0		0-0-0		0-0-0		HOME		0-0-0		0-0-0		0-0-0		
0-7-0		0-0-0		0-0-		AWAY		0-0-0		0-0-0		0-7-0		
0-4-0		0-0-0		0-0-0		NEUTRAL		0-0-0		0-1-0		0-3-0		
6-12-0		0-0-0		0-0-0		CONFERENCE		0-0-0		0-0-0		6-12-0		
2-2-0		0-0-0		0-0-0		HOME		0-0-0		0-0-0		2-2-0		
3-10-0		0-0-0		0-0-0		AWAY		0-0-0		0-0-0		3-10-0		
1-0-0		0-0-0		0-0-0		NEUTRAL		0-0-0		0-0-0		1-0-0		
RPI	S	Opponent	Score	RPI	S	Opponent	Score	RPI	S	Opponent	Score			
								150	N	South Dakota	2	13		
								175	N	Mercer	0	14		
								176	A	Gardner-Webb	1	9		
								195	A	Charleston So.	1	5		
								195	A	Charleston So.	2	10		
								203	N	Dayton	0	14		
								214	A	UMBC	3	11		
								214	A	UMBC	1	10		
								237	A	Norfolk St.	1	8		
								237	A	Norfolk St.	3	7		
								237	A	Norfolk St.	0	10		
								246	A	Mt. St. Mary's	0	11		
								246	A	Mt. St. Mary's	0	5		
								255	N	Wright St.	5	8		
								278	A	N.C. Central	0	8		
								278	A	N.C. Central	1	10		
								278	A	N.C. Central	1	6		
								278	H	N.C. Central	6	5		
								278	H	N.C. Central	1	9		
								288	A	Savannah St.	3	4		
								288	A	Savannah St.	1	4		
								289	H	Howard	5	7		
								289	H	Howard	7	6		
								290	A	Coppin St.	3	9		
								290	A	Coppin St.	4	3		
								290	A	Coppin St.	3	5		
								297	A	South Carolina St.	7	3		
			LAST 10 GAMES											
				278	A	N.C. Central	1	10		288	A	Savannah St.	1	4
				175	N	Mercer	0	14		237	A	Norfolk St.	0	10
				297	N	South Carolina St.	5	4		278	H	N.C. Central	1	9
				255	N	Wright St.	5	8		289	H	Howard	7	6
				290	A	Coppin St.	3	5		246	A	Mt. St. Mary's	0	5

Non-Div. I Games:

UMES

RPI	S	Opponent	Score	
297	A	South Carolina St.	9	0
297	N	South Carolina St.	5	4

UMES

U
M
E
S

U
M
E
S

Average RPI Win: 242		WON-LOST	WINNING	LAST 10	STRENGTH OF		OPP. STRENGTH	TEAM	ADJ		CONF.	ADJ CONF.
Average RPI Loss: 232		RECORD	PCT. RANK	GAMES	SCHEDULE		OF SCHEDULE	RPI	RPI		RPI	RPI
DIV. I ONLY		5-34-0	.12821	291	2-8-0		278	284	292		.30467	294
DIV. I NON-CONF.		4-24-0	.14286	276	1-3-0		292	284	295		.30426	296
TOTALS		RPI 1-25	RPI 26-50		W-L RECORDS		RPI 51-100		RPI 101-150		RPI 150+	
5-34-0		0-0-0	0-0-0		OVERALL		1-0-0		0-1-0		4-33-0	
1-10-0		0-0-0	0-0-0		HOME		0-0-0		0-0-0		1-10-0	
3-15-0		0-0-0	0-0-0		AWAY		1-0-0		0-0-0		2-15-0	
1-9-0		0-0-0	0-0-0		NEUTRAL		0-0-0		0-1-0		1-8-0	
4-24-0		0-0-0	0-0-0		NON-CONFERENCE		1-0-0		0-1-0		3-23-0	
0-2-0		0-0-0	0-0-0		HOME		0-0-0		0-0-0		0-2-0	
3-13-0		0-0-0	0-0-		AWAY		1-0-0		0-0-0		2-13-0	
1-9-0		0-0-0	0-0-0		NEUTRAL		0-0-0		0-1-0		1-8-0	
1-10-0		0-0-0	0-0-0		CONFERENCE		0-0-0		0-0-0		1-10-0	
1-8-0		0-0-0	0-0-0		HOME		0-0-0		0-0-0		1-8-0	
0-2-0		0-0-0	0-0-0		AWAY		0-0-0		0-0-0		0-2-0	
0-0-0		0-0-0	0-0-0		NEUTRAL		0-0-0		0-0-0		0-0-0	
RPI S	Opponent	Score	RPI S	Opponent	Score	RPI S	Opponent	Score	RPI S	Opponent	Score	
						74 A	UNC Greensboro	4 2	140 N	Towson	2 10	
									162 N	Villanova	1 12	
									164 H	Monmouth	0 8	
									164 H	Monmouth	0 8	
									177 N	Delaware	3 4	
									184 A	Seton Hall	0 6	
									184 A	Seton Hall	0 8	
									184 A	Seton Hall	2 7	
									208 H	Marist	3 13	
									208 H	Marist	1 12	
									208 H	Marist	0 6	
									220 A	Drexel	0 18	
									220 A	Drexel	3 10	
									220 N	Drexel	0 10	
									226 N	Sacred Heart	0 8	
									228 N	Bryant	1 8	
									233 N	Rhode Island	0 8	
									240 A	Hampton	3 7	
									250 H	Iona	2 16	
									250 H	Iona	0 10	
									252 A	Hartford	7 17	
									252 A	Hartford	5 8	
									267 A	Wagner	2 6	
									267 A	Wagner	7 5	
									270 H	Fairleigh Dickinson	0 9	
									270 H	Fairleigh Dickinson	5 8	
									271 A	Quinnipiac	4 5	
LAST 10 GAMES			LAST 10 GAMES			LAST 10 GAMES			LAST 10 GAMES			
			184 A	Seton Hall	0 6				274 A	Lafayette	3 6	
			208 H	Marist	3 13				267 A	Wagner	2 6	
			271 A	Quinnipiac	4 5				164 H	Monmouth	0 8	
			208 H	Marist	0 6				184 A	Seton Hall	0 8	
			270 H	Fairleigh Dickinson	5 8				220 A	Drexel	0 18	

Non-Div. I Games:

Saint Peter's

RPI	S	Opponent	Score	
271	A	Quinnipiac	1	3
274	A	Lafayette	1	5
274	A	Lafayette	3	6
278	N	N.C. Central	0	9
281	A	N.C. A&T	3	8
287	H	Rider	1	3
287	H	Rider	7	6
289	A	Howard	7	3
289	A	Howard	3	5
291	N	Delaware St.	5	6
291	N	Delaware St.	6	5

Saint Peter's

S
a
i
n
t
P
e
t
e
r
'
s

S
a
i
n
t
P
e
t
e
r
'
s

Average RPI Win: 288		WON-LOST RECORD	WINNING PCT. RANK		LAST 10 GAMES	STRENGTH OF SCHEDULE	OPP. STRENGTH OF SCHEDULE	TEAM RPI	ADJ RPI	CONF. RPI	ADJ CONF. RPI	
Average RPI Loss: 237												
DIV. I ONLY		6-17-0	.26087	261	4-6-0	296	293	294	.30316	295	31	31
DIV. I NON-CONF.		2-4-0	.33333	226	0-2-0	255	292	269	.38626	275	31	31
<hr/>												
TOTALS		RPI 1-25		RPI 26-50		W-L RECORDS		RPI 51-100		RPI 101-150		RPI 150+
6-17-0		0-0-0		0-0-0		OVERALL		0-1-0		0-1-0		6-15-0
2-6-0		0-0-0		0-0-0		HOME		0-1-0		0-1-0		2-4-0
3-8-0		0-0-0		0-0-0		AWAY		0-0-0		0-0-0		3-8-0
1-3-0		0-0-0		0-0-0		NEUTRAL		0-0-0		0-0-0		1-3-0
2-4-0		0-0-0		0-0-0		NON-CONFERENCE		0-1-0		0-1-0		2-2-0
0-2-0		0-0-0		0-0-0		HOME		0-1-0		0-1-0		0-0-0
1-0-0		0-0-0		0-0-		AWAY		0-0-0		0-0-0		1-0-0
1-2-0		0-0-0		0-0-0		NEUTRAL		0-0-0		0-0-0		1-2-0
4-13-0		0-0-0		0-0-0		CONFERENCE		0-0-0		0-0-0		4-13-0
2-4-0		0-0-0		0-0-0		HOME		0-0-0		0-0-0		2-4-0
2-8-0		0-0-0		0-0-0		AWAY		0-0-0		0-0-0		2-8-0
0-1-0		0-0-0		0-0-0		NEUTRAL		0-0-0		0-0-0		0-1-0
RPI	S	Opponent	Score	RPI	S	Opponent	Score	RPI	S	Opponent	Score	
						63 H	Louisiana Tech	5	9	145 H	Northwestern St.	3 7
										202 N	UMKC	0 7
										217 A	Texas Southern	0 12
										217 A	Texas Southern	2 10
										217 A	Texas Southern	0 11
										259 A	Alabama St.	1 3
										259 A	Alabama St.	0 12
										259 A	Alabama St.	1 2
										259 A	Alabama St.	3 5
										262 H	Alcorn	1 10
										262 H	Alcorn	3 12
										262 H	Alcorn	9 12
										264 N	Presbyterian	2 1
										276 N	Jackson St.	3 11
										282 H	Mississippi Val.	6 10
										288 N	Savannah St.	3 8
										289 A	Howard	5 3
										292 H	Ark.-Pine Bluff	5 4
										292 H	Ark.-Pine Bluff	11 2
										296 A	Southern U.	4 11
										296 A	Southern U.	3 1
										296 A	Southern U.	5 2
LAST 10 GAMES												
						292 H	Ark.-Pine Bluff	5	4	276 N	Jackson St.	3 11
						292 H	Ark.-Pine Bluff	11	2	289 A	Howard	5 3
						217 A	Texas Southern	0	12	296 A	Southern U.	5 2
						217 A	Texas Southern	0	11	262 H	Alcorn	3 12
						259 A	Alabama St.	3	5	259 A	Alabama St.	0 12
Non-Div. I Games:		Tuskegee	5	3	Texas Col.	13	1	Texas Col.	12	0	Lincoln (MO)	7 5
		Langston	12	5	Texas Col.	15	2	Texas Col.	10	1	Clark Atlanta	Grambling 10 2

Non-Div. I Games:

Fort Valley St.

7

1

Lane

14

1

Grambling

G
r
a
m
b
l
i
n
gG
r
a
m
b
l
i
n
g

Average RPI Win: 274		WON-LOST	WINNING	LAST 10	STRENGTH OF		OPP. STRENGTH	TEAM	ADJ		CONF.	ADJ CONF.
Average RPI Loss: 246		RECORD	PCT. RANK	GAMES	SCHEDULE		OF SCHEDULE	RPI	RPI		RPI	RPI
DIV. I ONLY		8-21-0	.27586	254	3-7-0		297	288	295		.29934	296
DIV. I NON-CONF.		2-11-0	.15385	275	0-1-0		297	275	297		.28205	297
TOTALS		RPI 1-25	RPI 26-50		W-L RECORDS		RPI 51-100		RPI 101-150		RPI 150+	
8-21-0		0-0-0	0-0-0		OVERALL		0-1-0		0-1-0		8-19-0	
5-4-0		0-0-0	0-0-0		HOME		0-0-0		0-0-0		5-4-0	
2-9-0		0-0-0	0-0-0		AWAY		0-1-0		0-1-0		2-7-0	
1-8-0		0-0-0	0-0-0		NEUTRAL		0-0-0		0-0-0		1-8-0	
2-11-0		0-0-0	0-0-0		NON-CONFERENCE		0-1-0		0-1-0		2-9-0	
1-1-0		0-0-0	0-0-0		HOME		0-0-0		0-0-0		1-1-0	
0-2-0		0-0-0	0-0-		AWAY		0-1-0		0-1-0		0-0-0	
1-8-0		0-0-0	0-0-0		NEUTRAL		0-0-0		0-0-0		1-8-0	
6-10-0		0-0-0	0-0-0		CONFERENCE		0-0-0		0-0-0		6-10-0	
4-3-0		0-0-0	0-0-0		HOME		0-0-0		0-0-0		4-3-0	
2-7-0		0-0-0	0-0-0		AWAY		0-0-0		0-0-0		2-7-0	
0-0-0		0-0-0	0-0-0		NEUTRAL		0-0-0		0-0-0		0-0-0	
RPI S	Opponent	Score	RPI S	Opponent	Score	RPI S	Opponent	Score	RPI S	Opponent	Score	
						88 A	Nicholls St.	0 3	108 A	Southern Miss.	0 11	
									216 A	Prairie View	0 8	
									216 A	Prairie View	2 0	
									216 A	Prairie View	3 4	
									216 A	Prairie View	1 5	
									244 N	Evansville	1 3	
									244 N	Evansville	0 8	
									244 N	Evansville	2 4	
									244 N	Evansville	4 5	
									259 H	Alabama St.	0 8	
									270 N	Fairleigh Dickinson	2 4	
									270 N	Fairleigh Dickinson	2 5	
									270 N	Fairleigh Dickinson	1 9	
									270 N	Fairleigh Dickinson	0 4	
									270 N	Fairleigh Dickinson	6 2	
									276 A	Jackson St.	3 5	
									276 A	Jackson St.	3 5	
									276 A	Jackson St.	4 1	
									278 H	N.C. Central	3 7	
									282 H	Mississippi Val.	5 1	
									282 H	Mississippi Val.	4 3	
									282 H	Mississippi Val.	2 1	
									289 H	Howard	6 3	
									292 A	Ark.-Pine Bluff	1 3	
									292 A	Ark.-Pine Bluff	5 6	
									295 H	Grambling	2 5	
									295 H	Grambling	1 3	
LAST 10 GAMES												
						216 A	Prairie View	2 0	276 A	Jackson St.	3 5	
						216 A	Prairie View	0 8	276 A	Jackson St.	3 5	
						216 A	Prairie View	3 4	270 N	Fairleigh Dickinson	0 4	
						292 A	Ark.-Pine Bluff	1 3	244 N	Evansville	4 5	
						276 A	Jackson St.	4 1	244 N	Evansville	1 3	

Non-Div. I Games:

Southern U.

Southern U.

Southern U.

Southern U.

[illegible]

Non-Div. I Games:

South Carolina St.

RPI	S	Opponent	Score	
293	H	UMES	3	7
293	H	UMES	0	9
293	N	UMES	4	5

South Carolina St.
a
S
t
.

S
o
u
t
h
C
a
r
o
l
i
n
a
S
t
.

S
o
u
t
h
C
a
r
o
l
i
n
a
S
t
.