

Average RPI Win:		75	WON-LOST		WINNING		LAST 10		STRENGTH OF		OPP. STRENGTH		TEAM		ADJ		CONF.		ADJ CONF.				
Average RPI Loss:		34	RECORD		PCT. RANK		GAMES		SCHEDULE		OF SCHEDULE		RPI		RPI		RPI		RPI				
DIV. I ONLY			35-3-0		.92105	4	9-1-0		7		17		1		.71906		1	5		5			
DIV. I NON-CONF.			27-2-0		.93103	4	2-0-0		4		10		1		.72617		1	4		4			
TOTALS		RPI 1-25		RPI 26-50		W-L RECORDS		RPI 51-100		RPI 101-150		RPI 150+											
35-3-0		6-1-0		8-1-0		OVERALL		11-1-0		7-0-0		3-0-0											
18-1-0		0-0-0		4-1-0		HOME		9-0-0		4-0-0		1-0-0											
8-2-0		2-1-0		2-0-0		AWAY		1-1-0		3-0-0		0-0-0											
9-0-0		4-0-0		2-0-0		NEUTRAL		1-0-0		0-0-0		2-0-0											
27-2-0		6-1-0		6-0-0		NON-CONFERENCE		8-1-0		4-0-0		3-0-0											
13-0-0		0-0-0		2-0-0		HOME		6-0-0		4-0-0		1-0-0											
5-2-0		2-1-0		2-0-		AWAY		1-1-0		0-0-0		0-0-0											
9-0-0		4-0-0		2-0-0		NEUTRAL		1-0-0		0-0-0		2-0-0											
8-1-0		0-0-0		2-1-0		CONFERENCE		3-0-0		3-0-0		0-0-0											
5-1-0		0-0-0		2-1-0		HOME		3-0-0		0-0-0		0-0-0											
3-0-0		0-0-0		0-0-0		AWAY		0-0-0		3-0-0		0-0-0											
0-0-0		0-0-0		0-0-0		NEUTRAL		0-0-0		0-0-0		0-0-0											
RPI	S	Opponent		Score		RPI	S	Opponent		Score		RPI	S	Opponent		Score		RPI	S	Opponent		Score	
2	N	Oklahoma		7	4	29	H	Notre Dame		4	7	60	H	Iowa St.		1	0	123	A	Virginia		16	3
4	N	LSU		9	1	29	H	Notre Dame		11	1	60	H	Iowa St.		5	0	123	A	Virginia		8	2
6	A	Arizona		4	3	29	H	Notre Dame		5	0	61	H	NC State		8	6	123	A	Virginia		11	0
6	A	Arizona		5	3	33	N	Ohio St.		3	1	61	H	NC State		9	0	130	H	Samford		13	0
6	A	Arizona		3	11	35	A	UCF		2	1	61	H	NC State		8	0	130	H	Samford		13	1
8	N	Minnesota		17	6	35	A	UCF		9	3	65	H	UNC Greensboro		8	0	145	H	UNCW		7	2
11	N	Tennessee		5	2	46	N	Louisiana Tech		4	0	68	A	Grand Canyon		3	5	145	H	UNCW		10	0
						50	H	Lipscomb		14	2	68	A	Grand Canyon		11	1	153	H	Florida A&M		8	0
						50	H	Lipscomb		13	0	75	H	Elon		15	1	187	N	Toledo		5	4
												80	H	North Florida		9	1	244	N	Dartmouth		8	4
												85	N	Fla. Atlantic		10	5						
												94	H	South Alabama		4	1						
LAST 10 GAMES																							
						68	A	Grand Canyon		11	1	61	H	NC State		8	6						
						123	A	Virginia		16	3	61	H	NC State		9	0						
						123	A	Virginia		8	2	80	H	North Florida		9	1						
						123	A	Virginia		11	0	153	H	Florida A&M		8	0						
						61	H	NC State		8	0	29	H	Notre Dame		5	0						

Non-Div. I Games:

Florida St.

Average RPI Win:	80	WON-LOST RECORD	WINNING PCT. RANK	LAST 10 GAMES	STRENGTH OF SCHEDULE	OPP. STRENGTH OF SCHEDULE	TEAM RPI	ADJ RPI	CONF. RPI	ADJ CONF. RPI						
DIV. I ONLY		32-2-0	.94118	3	10-0-0	16	13	3	.71007	2	3	3				
DIV. I NON-CONF.		29-2-0	.93548	3	7-0-0	31	8	3	.69437	3	3	3				
<hr/>																
TOTALS	RPI 1-25	RPI 26-50		W-L RECORDS		RPI 51-100		RPI 101-150		RPI 150+						
32-2-0	9-2-0	4-0-0		OVERALL		9-0-0		5-0-0		5-0-0						
9-0-0	4-0-0	2-0-0		HOME		2-0-0		1-0-0		0-0-0						
8-0-0	3-0-0	0-0-0		AWAY		2-0-0		3-0-0		0-0-0						
15-2-0	2-2-0	2-0-0		NEUTRAL		5-0-0		1-0-0		5-0-0						
29-2-0	6-2-0	4-0-0		NON-CONFERENCE		9-0-0		5-0-0		5-0-0						
9-0-0	4-0-0	2-0-0		HOME		2-0-0		1-0-0		0-0-0						
5-0-0	0-0-0	0-0-		AWAY		2-0-0		3-0-0		0-0-0						
15-2-0	2-2-0	2-0-0		NEUTRAL		5-0-0		1-0-0		5-0-0						
3-0-0	3-0-0	0-0-0		CONFERENCE		0-0-0		0-0-0		0-0-0						
0-0-0	0-0-0	0-0-0		HOME		0-0-0		0-0-0		0-0-0						
3-0-0	3-0-0	0-0-0		AWAY		0-0-0		0-0-0		0-0-0						
0-0-0	0-0-0	0-0-0		NEUTRAL		0-0-0		0-0-0		0-0-0						
RPI	S	Opponent	Score		RPI	S	Opponent	Score		RPI	S	Opponent	Score			
1	N	Florida St.	4	7	27	H	Drake	5	2	55	N	Cal St. Fullerton	9	1		
3	N	UCLA	1	7	29	N	Notre Dame	6	2	63	H	North Texas	8	0		
6	N	Arizona	2	1	36	N	Illinois	11	1	68	A	Grand Canyon	7	1		
14	H	Northwestern	7	0	42	H	Oregon St.	3	0	68	H	Grand Canyon	1	0		
14	H	Northwestern	8	0						69	A	Loyola Marymount	14	0		
16	A	Texas Tech	13	1						85	N	Fla. Atlantic	4	0		
16	A	Texas Tech	5	1						89	N	BYU	5	0		
16	A	Texas Tech	8	3						96	N	Syracuse	6	0		
17	N	Kentucky	9	1						96	N	Syracuse	9	1		
19	H	Tulsa	10	1								224	N	UC Santa Barbara	8	0
21	H	Louisiana	9	1								224	N	UC Santa Barbara	12	1
												244	N	Dartmouth	10	0
LAST 10 GAMES																
116	A	Utah	13	3	16	A	Texas Tech	5	1							
116	A	Utah	11	2	63	H	North Texas	8	0							
19	H	Tulsa	10	1	36	N	Illinois	11	1							
16	A	Texas Tech	13	1	113	A	CSUN	11	0							
16	A	Texas Tech	8	3	244	N	Dartmouth	10	0							

Non-Div. I Games:

Oklahoma

Average RPI Win:	90	WON-LOST RECORD	WINNING PCT. RANK	LAST 10 GAMES	STRENGTH OF SCHEDULE	OPP. STRENGTH OF SCHEDULE	TEAM RPI	ADJ RPI	CONF. RPI	ADJ CONF. RPI					
Average RPI Loss:	22														
DIV. I ONLY		32-1-0	.9697	1	10-0-0	18	24	2	.70357	3	2	2			
DIV. I NON-CONF.		26-1-0	.96296	2	4-0-0	47	26	5	.68143	6	2	2			
<hr/>															
TOTALS	RPI 1-25	RPI 26-50		W-L RECORDS		RPI 51-100		RPI 101-150		RPI 150+					
32-1-0	8-1-0	2-0-0		OVERALL		11-0-0		4-0-0		7-0-0					
12-0-0	1-0-0	0-0-0		HOME		8-0-0		1-0-0		2-0-0					
6-0-0	3-0-0	0-0-0		AWAY		1-0-0		2-0-0		0-0-0					
14-1-0	4-1-0	2-0-0		NEUTRAL		2-0-0		1-0-0		5-0-0					
26-1-0	5-1-0	2-0-0		NON-CONFERENCE		8-0-0		4-0-0		7-0-0					
9-0-0	1-0-0	0-0-0		HOME		5-0-0		1-0-0		2-0-0					
3-0-0	0-0-0	0-0-		AWAY		1-0-0		2-0-0		0-0-0					
14-1-0	4-1-0	2-0-0		NEUTRAL		2-0-0		1-0-0		5-0-0					
6-0-0	3-0-0	0-0-0		CONFERENCE		3-0-0		0-0-0		0-0-0					
3-0-0	0-0-0	0-0-0		HOME		3-0-0		0-0-0		0-0-0					
3-0-0	3-0-0	0-0-0		AWAY		0-0-0		0-0-0		0-0-0					
0-0-0	0-0-0	0-0-0		NEUTRAL		0-0-0		0-0-0		0-0-0					
RPI	S	Opponent	Score	RPI	S	Opponent	Score	RPI	S	Opponent	Score				
2	N	Oklahoma	7 1	31	N	Colorado St.	3 0	55	H	Cal St. Fullerton	5 1	108	N	Nebraska	9 1
5	A	Washington	15 6	32	N	Missouri	11 3	56	H	Fresno St.	8 0	113	A	CSUN	14 2
5	A	Washington	3 0					56	N	Fresno St.	8 2	128	A	Hawaii	7 0
5	A	Washington	4 2					62	H	Liberty	4 3	131	H	UC Riverside	17 3
9	N	Florida	7 1					66	H	California	6 0	162	N	Boston U.	12 0
9	N	Florida	4 0					66	H	California	3 2	169	N	UConn	4 0
12	H	Ole Miss	4 0					66	H	California	1 0	222	N	Georgia St.	9 1
17	N	Kentucky	12 4					69	H	Loyola Marymount	3 1	224	H	UC Santa Barbara	6 0
22	N	Michigan	1 3					77	A	Long Beach St.	5 3	233	N	Saint Mary's (CA)	9 1
								89	H	BYU	8 2	233	N	Saint Mary's (CA)	13 1
								99	N	UT Arlington	2 1	253	H	Robert Morris	11 0
				LAST 10 GAMES											
				66	H	California	6 0	113	A	CSUN	14 2				
				66	H	California	1 0	233	N	Saint Mary's (CA)	9 1				
				66	H	California	3 2	5	A	Washington	15 6				
				55	H	Cal St. Fullerton	5 1	5	A	Washington	4 2				
				224	H	UC Santa Barbara	6 0	5	A	Washington	3 0				

Non-Div. I Games:

UCLA

Average RPI Win: 62		WON-LOST RECORD		WINNING PCT. RANK		LAST 10 GAMES		STRENGTH OF SCHEDULE		OPP. STRENGTH OF SCHEDULE		TEAM RPI		ADJ RPI		CONF. RPI		ADJ CONF. RPI	
DIV. I ONLY		31-7-0		.81579 15		9-1-0		1		14		4		.69919 4		1		1	
DIV. I NON-CONF.		22-4-0		.84615 15		2-0-0		6		14		4		.68483 5		1		1	
TOTALS		RPI 1-25		RPI 26-50		W-L RECORDS		RPI 51-100		RPI 101-150		RPI 150+							
31-7-0		8-3-0		9-4-0		OVERALL		8-0-0		5-0-0		1-0-0							
22-4-0		6-2-0		3-2-0		HOME		8-0-0		4-0-0		1-0-0							
6-1-0		0-0-0		5-1-0		AWAY		0-0-0		1-0-0		0-0-0							
3-2-0		2-1-0		1-1-0		NEUTRAL		0-0-0		0-0-0		0-0-0							
22-4-0		6-2-0		2-2-0		NON-CONFERENCE		8-0-0		5-0-0		1-0-0							
18-2-0		4-1-0		1-1-0		HOME		8-0-0		4-0-0		1-0-0							
1-0-0		0-0-0		0-0-		AWAY		0-0-0		1-0-0		0-0-0							
3-2-0		2-1-0		1-1-0		NEUTRAL		0-0-0		0-0-0		0-0-0							
9-3-0		2-1-0		7-2-0		CONFERENCE		0-0-0		0-0-0		0-0-0							
4-2-0		2-1-0		2-1-0		HOME		0-0-0		0-0-0		0-0-0							
5-1-0		0-0-0		5-1-0		AWAY		0-0-0		0-0-0		0-0-0							
0-0-0		0-0-0		0-0-0		NEUTRAL		0-0-0		0-0-0		0-0-0							
RPI S	Opponent	Score		RPI S	Opponent	Score		RPI S	Opponent	Score		RPI S	Opponent	Score					
1 N	Florida St.	1	9	26 H	South Carolina	8	5	72 H	SFA	13	3	110 H	Illinois St.	6	2				
7 N	Texas	7	1	26 H	South Carolina	9	1	72 H	SFA	6	0	113 H	CSUN	8	0				
9 H	Florida	3	2	26 H	South Carolina	5	7	76 H	USC Upstate	2	0	135 H	Bucknell	10	0				
9 H	Florida	8	0	33 N	Ohio St.	7	2	91 H	Kent St.	8	0	135 H	Bucknell	8	0				
9 H	Florida	3	4	37 A	Georgia	6	4	92 H	Iowa	16	1	141 A	Northwestern St.	10	3				
13 N	Oklahoma St.	3	1	37 A	Georgia	7	4	92 H	Iowa	9	0	165 H	Lamar University	4	1				
19 H	Tulsa	19	1	37 A	Georgia	11	4	93 H	Memphis	4	0								
19 H	Tulsa	11	0	38 H	Indiana	3	7	100 H	Nicholls St.	12	1								
20 H	Stanford	5	7	39 N	Oregon	5	8												
22 H	Michigan	2	0	43 A	Texas A&M	7	0												
22 H	Michigan	2	1	43 A	Texas A&M	17	3												
				43 A	Texas A&M	5	6												
				48 H	Troy	11	0												
				LAST 10 GAMES															
				26 H South Carolina 9 1				37 A Georgia 6 4											
				26 H South Carolina 5 7				37 A Georgia 11 4											
				26 H South Carolina 8 5				165 H Lamar University 4 1											
				100 H Nicholls St. 12 1				9 H Florida 3 2											
				37 A Georgia 7 4				9 H Florida 8 0											

Average RPI Win:	67	WON-LOST RECORD	WINNING PCT. RANK	LAST 10 GAMES	STRENGTH OF SCHEDULE	OPP. STRENGTH OF SCHEDULE	TEAM RPI	ADJ RPI	CONF. RPI	ADJ CONF. RPI		
DIV. I ONLY		29-6-0	.82857	11	7-3-0	6	3	5	.69724	5	2	2
DIV. I NON-CONF.		23-3-0	.88462	9	1-0-0	12	13	2	.69812	2	2	2
<hr/>												
TOTALS	RPI 1-25	RPI 26-50		W-L RECORDS		RPI 51-100		RPI 101-150		RPI 150+		
29-6-0	6-5-0	10-1-0		OVERALL		6-0-0		3-0-0		4-0-0		
9-3-0	0-3-0	4-0-0		HOME		1-0-0		1-0-0		3-0-0		
4-0-0	0-0-0	3-0-0		AWAY		1-0-0		0-0-0		0-0-0		
16-3-0	6-2-0	3-1-0		NEUTRAL		4-0-0		2-0-0		1-0-0		
23-3-0	6-2-0	4-1-0		NON-CONFERENCE		6-0-0		3-0-0		4-0-0		
6-0-0	0-0-0	1-0-0		HOME		1-0-0		1-0-0		3-0-0		
1-0-0	0-0-0	0-0-		AWAY		1-0-0		0-0-0		0-0-0		
16-3-0	6-2-0	3-1-0		NEUTRAL		4-0-0		2-0-0		1-0-0		
6-3-0	0-3-0	6-0-0		CONFERENCE		0-0-0		0-0-0		0-0-0		
3-3-0	0-3-0	3-0-0		HOME		0-0-0		0-0-0		0-0-0		
3-0-0	0-0-0	3-0-0		AWAY		0-0-0		0-0-0		0-0-0		
0-0-0	0-0-0	0-0-0		NEUTRAL		0-0-0		0-0-0		0-0-0		
RPI	S	Opponent	Score	RPI	S	Opponent	Score	RPI	S	Opponent	Score	
3	H	UCLA	2 4	29	N	Notre Dame	2 3	54	N	North Dakota St.	5 3	
3	H	UCLA	0 3	32	N	Missouri	6 3	55	A	Cal St. Fullerton	2 0	
3	H	UCLA	6 15	33	H	Ohio St.	3 0	55	N	Cal St. Fullerton	1 0	
9	N	Florida	0 1	35	N	UCF	3 1	58	H	Seattle U	1 0	
14	N	Northwestern	3 1	39	A	Oregon	6 3	62	N	Liberty	6 0	
15	N	Auburn	8 6	39	A	Oregon	8 0	67	N	Baylor	8 2	
16	N	Texas Tech	4 1	39	A	Oregon	14 2					
17	N	Kentucky	4 2	42	H	Oregon St.	5 0					
22	N	Michigan	2 4	42	H	Oregon St.	5 2					
23	N	Arkansas	3 2	42	H	Oregon St.	8 0					
24	N	Mississippi St.	7 5	47	N	North Carolina	9 1					
				LAST 10 GAMES								
				42 H Oregon St.				39 A Oregon				
				42 H Oregon St.				39 A Oregon				
				42 H Oregon St.				3 H UCLA				
				173 H Cal Poly				3 H UCLA				
				39 A Oregon				3 H UCLA				

Average RPI Win: 58		WON-LOST RECORD		WINNING PCT. RANK		LAST 10 GAMES		STRENGTH OF SCHEDULE		OPP. STRENGTH OF SCHEDULE		TEAM RPI		ADJ RPI		CONF. RPI		ADJ CONF. RPI	
DIV. I ONLY		27-7-0		.79412 18		9-1-0		5		1		6		.68887 6		2		2	
DIV. I NON-CONF.		18-7-0		.72 45		0-1-0		2		1		7		.6734 7		2		2	
TOTALS		RPI 1-25		RPI 26-50		W-L RECORDS		RPI 51-100		RPI 101-150		RPI 150+							
27-7-0		5-5-0		12-1-0		OVERALL		6-1-0		3-0-0		1-0-0							
16-4-0		3-3-0		8-1-0		HOME		3-0-0		2-0-0		0-0-0							
6-0-0		0-0-0		4-0-0		AWAY		2-0-0		0-0-0		0-0-0							
5-3-0		2-2-0		0-0-0		NEUTRAL		1-1-0		1-0-0		1-0-0							
18-7-0		5-5-0		3-1-0		NON-CONFERENCE		6-1-0		3-0-0		1-0-0							
10-4-0		3-3-0		2-1-0		HOME		3-0-0		2-0-0		0-0-0							
3-0-0		0-0-0		1-0-		AWAY		2-0-0		0-0-0		0-0-0							
5-3-0		2-2-0		0-0-0		NEUTRAL		1-1-0		1-0-0		1-0-0							
9-0-0		0-0-0		9-0-0		CONFERENCE		0-0-0		0-0-0		0-0-0							
6-0-0		0-0-0		6-0-0		HOME		0-0-0		0-0-0		0-0-0							
3-0-0		0-0-0		3-0-0		AWAY		0-0-0		0-0-0		0-0-0							
0-0-0		0-0-0		0-0-0		NEUTRAL		0-0-0		0-0-0		0-0-0							
RPI S	Opponent		Score		RPI S	Opponent		Score		RPI S	Opponent		Score		RPI S	Opponent		Score	
1 H	Florida St.		11 3		27 H	Drake		4 0		55 H	Cal St. Fullerton		6 0		106 H	UIC		10 1	
1 H	Florida St.		3 5		27 H	Drake		9 4		61 N	NC State		1 4		110 N	Illinois St.		9 1	
1 H	Florida St.		3 4		30 A	South Fla.		4 1		77 N	Long Beach St.		12 3		139 H	New Mexico		15 1	
2 N	Oklahoma		1 2		30 H	South Fla.		1 4		86 A	New Mexico St.		11 3		224 N	UC Santa Barbara		9 1	
8 H	Minnesota		2 0		34 H	Arizona St.		8 0		86 A	New Mexico St.		11 1						
9 N	Florida		2 3		34 H	Arizona St.		8 0		91 H	Kent St.		7 6						
10 H	Alabama		1 6		34 H	Arizona St.		2 0		91 H	Kent St.		10 0						
13 N	Oklahoma St.		3 0		39 H	Oregon		8 0											
18 H	James Madison		8 6		39 H	Oregon		8 0											
22 N	Michigan		2 1		39 H	Oregon		8 3											
					42 A	Oregon St.		11 4											
					42 A	Oregon St.		9 1											
					42 A	Oregon St.		4 0											
LAST 10 GAMES																			
					224 N	UC Santa Barbara		9 1		42 A	Oregon St.		4 0						
					86 A	New Mexico St.		11 1		42 A	Oregon St.		11 4						
					34 H	Arizona St.		2 0		42 A	Oregon St.		9 1						
					34 H	Arizona St.		8 0		39 H	Oregon		8 3						
					34 H	Arizona St.		8 0		39 H	Oregon		8 0						

Non-Div. I Games:

Arizona

Average RPI Win:		80	WON-LOST		WINNING		LAST 10		STRENGTH OF		OPP. STRENGTH		TEAM	ADJ		CONF.		ADJ CONF.						
Average RPI Loss:		17	RECORD		PCT. RANK		GAMES		SCHEDULE		OF SCHEDULE		RPI	RPI		RPI		RPI						
DIV. I ONLY			31-8-0		.79487		17		8-2-0		9		6		7		.68779		7		3		3	
DIV. I NON-CONF.			26-6-0		.8125		20		3-0-0		8		4		6		.68983		4		3		3	
TOTALS		RPI 1-25		RPI 26-50		W-L RECORDS		RPI 51-100		RPI 101-150		RPI 150+												
31-8-0		9-6-0		5-2-0		OVERALL		9-0-0		3-0-0		5-0-0												
19-2-0		6-2-0		2-0-0		HOME		4-0-0		3-0-0		4-0-0												
5-4-0		2-3-0		2-1-0		AWAY		1-0-0		0-0-0		0-0-0												
7-2-0		1-1-0		1-1-0		NEUTRAL		4-0-0		0-0-0		1-0-0												
26-6-0		8-4-0		5-2-0		NON-CONFERENCE		5-0-0		3-0-0		5-0-0												
16-2-0		6-2-0		2-0-0		HOME		1-0-0		3-0-0		4-0-0												
3-2-0		1-1-0		2-0-		AWAY		0-0-0		0-0-0		0-0-0												
7-2-0		1-1-0		1-1-0		NEUTRAL		4-0-0		0-0-0		1-0-0												
5-2-0		1-2-0		0-0-0		CONFERENCE		4-0-0		0-0-0		0-0-0												
3-0-0		0-0-0		0-0-0		HOME		3-0-0		0-0-0		0-0-0												
2-2-0		1-2-0		0-0-0		AWAY		1-0-0		0-0-0		0-0-0												
0-0-0		0-0-0		0-0-0		NEUTRAL		0-0-0		0-0-0		0-0-0												
RPI	S	Opponent		Score		RPI	S	Opponent		Score		RPI	S	Opponent		Score								
4	N	LSU		1	7	34	A	Arizona St.		11	4	60	H	Iowa St.		7	2							
8	H	Minnesota		1	4	34	A	Arizona St.		6	9	60	H	Iowa St.		11	0							
8	H	Minnesota		1	3	41	N	Wisconsin		1	3	60	H	Iowa St.		6	1							
8	H	Minnesota		5	3	41	N	Wisconsin		5	1	66	N	California		10	0							
11	A	Tennessee		5	9	49	H	Longwood		8	0	67	A	Baylor		2	0							
11	A	Tennessee		2	0	49	H	Longwood		9	1	82	H	Sam Houston St.		9	1							
12	H	Ole Miss		7	0	50	A	Lipscomb		5	0	85	N	Fla. Atlantic		5	1							
12	H	Ole Miss		3	2							89	N	BYU		14	0							
13	A	Oklahoma St.		0	1							89	N	BYU		3	0							
13	A	Oklahoma St.		4	3																			
13	A	Oklahoma St.		0	8																			
17	N	Kentucky		4	3																			
19	H	Tulsa		2	0																			
19	H	Tulsa		9	1																			
25	H	Boise St.		8	0																			
LAST 10 GAMES																								
137 H Boston College						9	1	13 A Oklahoma St.						0	1									
141 H Northwestern St.						7	2	67 A Baylor						2	0									
49 H Longwood						9	1	60 H Iowa St.						7	2									
13 A Oklahoma St.						4	3	60 H Iowa St.						6	1									
13 A Oklahoma St.						0	8	60 H Iowa St.						11	0									

Non-Div. I Games:

Texas

Average RPI Win: 85		WON-LOST	WINNING	LAST 10	STRENGTH OF	OPP. STRENGTH	TEAM	ADJ	CONF.	ADJ CONF.				
Average RPI Loss: 17		RECORD	PCT. RANK	GAMES	SCHEDULE	OF SCHEDULE	RPI	RPI	RPI	RPI				
DIV. I ONLY		25-9-0	.73529	31	8-2-0	4	10	9	.67462	8	4	4		
DIV. I NON-CONF.		19-9-0	.67857	60	2-2-0	1	2	11	.66436	9	5	5		
TOTALS		RPI 1-25	RPI 26-50		W-L RECORDS		RPI 51-100		RPI 101-150		RPI 150+			
25-9-0		3-8-0	6-0-0		OVERALL		11-1-0		0-0-0		5-0-0			
3-0-0		0-0-0	0-0-0		HOME		3-0-0		0-0-0		0-0-0			
8-5-0		2-5-0	3-0-0		AWAY		3-0-0		0-0-0		0-0-0			
14-4-0		1-3-0	3-0-0		NEUTRAL		5-1-0		0-0-0		5-0-0			
19-9-0		3-8-0	6-0-0		NON-CONFERENCE		5-1-0		0-0-0		5-0-0			
0-0-0		0-0-0	0-0-0		HOME		0-0-0		0-0-0		0-0-0			
5-5-0		2-5-0	3-0-		AWAY		0-0-0		0-0-0		0-0-0			
14-4-0		1-3-0	3-0-0		NEUTRAL		5-1-0		0-0-0		5-0-0			
6-0-0		0-0-0	0-0-0		CONFERENCE		6-0-0		0-0-0		0-0-0			
3-0-0		0-0-0	0-0-0		HOME		3-0-0		0-0-0		0-0-0			
3-0-0		0-0-0	0-0-0		AWAY		3-0-0		0-0-0		0-0-0			
0-0-0		0-0-0	0-0-0		NEUTRAL		0-0-0		0-0-0		0-0-0			
RPI	S	Opponent	Score		RPI	S	Opponent	Score		RPI	S	Opponent	Score	
1	N	Florida St.	6	17	27	N	Drake	2	0	57	N	Missouri St.	7	0
6	A	Arizona	0	2	27	N	Drake	4	1	66	N	California	4	0
7	A	Texas	4	1	29	N	Notre Dame	10	0	73	A	Maryland	19	5
7	A	Texas	3	5	30	A	South Fla.	3	0	73	A	Maryland	6	5
7	A	Texas	3	1	30	A	South Fla.	3	0	73	A	Maryland	5	3
9	A	Florida	0	2	35	A	UCF	7	0	80	N	North Florida	13	0
10	A	Alabama	0	1						81	H	Purdue	8	2
10	A	Alabama	2	7						81	H	Purdue	5	1
11	N	Tennessee	2	4						81	H	Purdue	5	1
12	N	Ole Miss	1	3						83	N	FGCU	1	4
18	N	James Madison	5	1						90	N	Wichita St.	5	0
										91	N	Kent St.	12	1
					LAST 10 GAMES									
					81	H	Purdue	8	2	73	A	Maryland	6	5
					81	H	Purdue	5	1	9	A	Florida	0	2
					81	H	Purdue	5	1	30	A	South Fla.	3	0
					73	A	Maryland	5	3	83	N	FGCU	1	4
					73	A	Maryland	19	5	90	N	Wichita St.	5	0

Non-Div. I Games:

Minnesota

Average RPI Win:		94	WON-LOST RECORD		WINNING PCT. RANK	LAST 10 GAMES	STRENGTH OF SCHEDULE		OPP. STRENGTH OF SCHEDULE	TEAM RPI	ADJ RPI	CONF. RPI	ADJ CONF. RPI				
Average RPI Loss:		8															
DIV. I ONLY			29-8-0		.78378	20	6-4-0		15	2	11	.66728	9	1	1		
DIV. I NON-CONF.			26-2-0		.92857	6	4-0-0		56	7	8	.66886	8	1	1		
TOTALS		RPI 1-25		RPI 26-50		W-L RECORDS		RPI 51-100		RPI 101-150		RPI 150+					
29-8-0		7-8-0		4-0-0		OVERALL		4-0-0		6-0-0		8-0-0					
13-2-0		2-2-0		1-0-0		HOME		3-0-0		2-0-0		5-0-0					
5-4-0		2-4-0		2-0-0		AWAY		0-0-0		0-0-0		1-0-0					
11-2-0		3-2-0		1-0-0		NEUTRAL		1-0-0		4-0-0		2-0-0					
26-2-0		4-2-0		4-0-0		NON-CONFERENCE		4-0-0		6-0-0		8-0-0					
12-0-0		1-0-0		1-0-0		HOME		3-0-0		2-0-0		5-0-0					
3-0-0		0-0-0		2-0-		AWAY		0-0-0		0-0-0		1-0-0					
11-2-0		3-2-0		1-0-0		NEUTRAL		1-0-0		4-0-0		2-0-0					
3-6-0		3-6-0		0-0-0		CONFERENCE		0-0-0		0-0-0		0-0-0					
1-2-0		1-2-0		0-0-0		HOME		0-0-0		0-0-0		0-0-0					
2-4-0		2-4-0		0-0-0		AWAY		0-0-0		0-0-0		0-0-0					
0-0-0		0-0-0		0-0-0		NEUTRAL		0-0-0		0-0-0		0-0-0					
RPI	S	Opponent		Score		RPI	S	Opponent		Score		RPI	S	Opponent		Score	
3	N	UCLA		1	7	30	A	South Fla.		7	1	61	N	NC State		2	1
3	N	UCLA		0	4	34	A	Arizona St.		7	2	80	H	North Florida		3	1
4	A	LSU		0	8	35	H	UCF		5	0	96	H	Syracuse		8	0
4	A	LSU		4	3	39	N	Oregon		2	1	96	H	Syracuse		8	2
4	A	LSU		2	3									127 N Utah St.		13	1
5	N	Washington		1	0									139 N New Mexico		1	0
6	N	Arizona		3	2									153 H Florida A&M		4	0
8	H	Minnesota		2	0									153 H Florida A&M		7	1
11	H	Tennessee		0	3									180 N Central Mich.		8	0
11	H	Tennessee		1	9									194 A Jacksonville		5	0
11	H	Tennessee		8	0									198 H Bethune-Cookman		15	0
12	A	Ole Miss		5	2									199 H Mercer		9	3
12	A	Ole Miss		4	8									199 H Mercer		10	2
12	A	Ole Miss		1	3									205 N San Diego		12	4
22	N	Michigan		6	0												
LAST 10 GAMES																	
12	A	Ole Miss		1	3	199	H	Mercer		10	2						
12	A	Ole Miss		4	8	8	H	Minnesota		2	0						
12	A	Ole Miss		5	2	4	A	LSU		2	3						
198	H	Bethune-Cookman		15	0	4	A	LSU		0	8						
199	H	Mercer		9	3	4	A	LSU		4	3						

Non-Div. I Games:

Florida

Average RPI Win:	101	WON-LOST RECORD	WINNING PCT. RANK	LAST 10 GAMES	STRENGTH OF SCHEDULE	OPP. STRENGTH OF SCHEDULE	TEAM RPI	ADJ RPI	CONF. RPI	ADJ CONF. RPI		
DIV. I ONLY		36-2-0	.94737	2	8-2-0	67	23	10	.66684	10	1	1
DIV. I NON-CONF.		29-0-0	1	1	4-0-0	126	41	10	.65908	11	1	1
<hr/>												
TOTALS	RPI 1-25	RPI 26-50		W-L RECORDS		RPI 51-100		RPI 101-150		RPI 150+		
36-2-0	5-1-0	8-1-0		OVERALL		6-0-0		9-0-0		8-0-0		
17-1-0	4-1-0	3-0-0		HOME		4-0-0		2-0-0		4-0-0		
8-1-0	1-0-0	4-1-0		AWAY		0-0-0		3-0-0		0-0-0		
11-0-0	0-0-0	1-0-0		NEUTRAL		2-0-0		4-0-0		4-0-0		
29-0-0	3-0-0	3-0-0		NON-CONFERENCE		6-0-0		9-0-0		8-0-0		
12-0-0	2-0-0	0-0-0		HOME		4-0-0		2-0-0		4-0-0		
6-0-0	1-0-0	2-0-		AWAY		0-0-0		3-0-0		0-0-0		
11-0-0	0-0-0	1-0-0		NEUTRAL		2-0-0		4-0-0		4-0-0		
7-2-0	2-1-0	5-1-0		CONFERENCE		0-0-0		0-0-0		0-0-0		
5-1-0	2-1-0	3-0-0		HOME		0-0-0		0-0-0		0-0-0		
2-1-0	0-0-0	2-1-0		AWAY		0-0-0		0-0-0		0-0-0		
0-0-0	0-0-0	0-0-0		NEUTRAL		0-0-0		0-0-0		0-0-0		
RPI S	Opponent	Score	RPI S	Opponent	Score	RPI S	Opponent	Score	RPI S	Opponent	Score	
6 A	Arizona	6 1	30 N	South Fla.	2 0	55 N	Cal St. Fullerton	7 2	106 N	UIC	13 4	
8 H	Minnesota	1 0	32 H	Missouri	14 8	57 H	Missouri St.	11 1	120 H	Southern Miss.	3 1	
8 H	Minnesota	7 2	32 H	Missouri	11 5	57 H	Missouri St.	7 5	120 H	Southern Miss.	3 2	
24 H	Mississippi St.	3 2	32 H	Missouri	3 1	59 H	Georgia Tech	4 3	126 A	UAB	8 0	
24 H	Mississippi St.	8 2	43 A	Texas A&M	3 4	73 N	Maryland	10 0	128 A	Hawaii	9 0	
24 H	Mississippi St.	9 12	43 A	Texas A&M	11 1	94 H	South Alabama	5 2	128 A	Hawaii	6 2	
			43 A	Texas A&M	13 3				139 N	New Mexico	1 0	
			48 A	Troy	7 1				140 N	Murray St.	16 10	
			48 A	Troy	8 0				140 N	Murray St.	12 0	
									155 N	SIUE	6 4	
									155 N	SIUE	8 3	
									166 H	Michigan St.	2 1	
									203 H	Saint Francis (PA)	3 1	
									210 H	La.-Monroe	5 1	
									276 N	Niagara	12 2	
									276 N	Niagara	9 3	
									283 H	Mississippi Val.	7 0	
			LAST 10 GAMES									
			24 H	Mississippi St.	9 12	43 A	Texas A&M	11 1				
			24 H	Mississippi St.	8 2	43 A	Texas A&M	13 3				
			24 H	Mississippi St.	3 2	128 A	Hawaii	6 2				
			59 H	Georgia Tech	4 3	276 N	Niagara	12 2				
			43 A	Texas A&M	3 4	128 A	Hawaii	9 0				

[illegible]

Non-Div. I Games:

Tennessee

Average RPI Win:	89	WON-LOST RECORD	WINNING PCT. RANK	LAST 10 GAMES	STRENGTH OF SCHEDULE	OPP. STRENGTH OF SCHEDULE	TEAM RPI	ADJ RPI	CONF. RPI	ADJ CONF. RPI		
DIV. I ONLY		24-9-0	.72727	32	8-2-0	10	9	12	.64592	12	1	1
DIV. I NON-CONF.		19-6-0	.76	31	5-0-0	37	11	16	.62936	16	1	1
<hr/>												
TOTALS	RPI 1-25	RPI 26-50		W-L RECORDS		RPI 51-100		RPI 101-150		RPI 150+		
24-9-0	7-7-0	3-2-0		OVERALL		5-0-0		4-0-0		5-0-0		
14-2-0	6-2-0	0-0-0		HOME		3-0-0		3-0-0		2-0-0		
3-4-0	0-3-0	2-1-0		AWAY		0-0-0		0-0-0		1-0-0		
7-3-0	1-2-0	1-1-0		NEUTRAL		2-0-0		1-0-0		2-0-0		
19-6-0	3-5-0	2-1-0		NON-CONFERENCE		5-0-0		4-0-0		5-0-0		
10-0-0	2-0-0	0-0-0		HOME		3-0-0		3-0-0		2-0-0		
2-3-0	0-3-0	1-0-		AWAY		0-0-0		0-0-0		1-0-0		
7-3-0	1-2-0	1-1-0		NEUTRAL		2-0-0		1-0-0		2-0-0		
5-3-0	4-2-0	1-1-0		CONFERENCE		0-0-0		0-0-0		0-0-0		
4-2-0	4-2-0	0-0-0		HOME		0-0-0		0-0-0		0-0-0		
1-1-0	0-0-0	1-1-0		AWAY		0-0-0		0-0-0		0-0-0		
0-0-0	0-0-0	0-0-0		NEUTRAL		0-0-0		0-0-0		0-0-0		
RPI S	Opponent	Score		RPI S	Opponent	Score		RPI S	Opponent	Score		
3 A	UCLA	0	4	26 A	South Carolina	2	0	82 N	Sam Houston St.	5	1	
7 A	Texas	2	3	26 A	South Carolina	0	2	82 N	Sam Houston St.	2	1	
7 A	Texas	0	7	33 N	Ohio St.	2	4	93 H	Memphis	8	0	
8 N	Minnesota	3	1	35 A	UCF	3	0	100 H	Nicholls St.	2	0	
9 H	Florida	2	5	42 N	Oregon St.	2	0	100 H	Nicholls St.	6	0	
9 H	Florida	3	1									
9 H	Florida	8	4									
13 H	Oklahoma St.	8	4									
13 H	Oklahoma St.	10	1									
19 N	Tulsa	1	4									
23 H	Arkansas	6	2									
23 H	Arkansas	12	0									
23 H	Arkansas	4	10									
25 N	Boise St.	4	6									
<hr/>												
LAST 10 GAMES												
9 H Florida				3	1	13 H Oklahoma St.				10	1	
9 H Florida				8	4	130 H Samford				6	3	
9 H Florida				2	5	13 H Oklahoma St.				8	4	
26 A South Carolina				2	0	130 H Samford				15	2	
26 A South Carolina				0	2	93 H Memphis				8	0	

Non-Div. I Games:

Ole Miss

Average RPI Win: 76		WON-LOST	WINNING	LAST 10	STRENGTH OF		OPP. STRENGTH	TEAM	ADJ	CONF.	ADJ CONF.
Average RPI Loss: 22		RECORD	PCT. RANK	GAMES	SCHEDULE		OF SCHEDULE	RPI	RPI	RPI	RPI
DIV. I ONLY		26-10-0	.72222	33	6-4-0		17	5	14	.64541	13
DIV. I NON-CONF.		22-8-0	.73333	40	2-2-0		22	5	14	.64137	12
TOTALS		RPI 1-25	RPI 26-50		W-L RECORDS		RPI 51-100		RPI 101-150		RPI 150+
26-10-0		3-6-0	7-3-0		OVERALL		9-1-0		5-0-0		2-0-0
7-1-0		2-1-0	0-0-0		HOME		3-0-0		2-0-0		0-0-0
10-4-0		0-3-0	5-0-0		AWAY		4-1-0		0-0-0		1-0-0
9-5-0		1-2-0	2-3-0		NEUTRAL		2-0-0		3-0-0		1-0-0
22-8-0		1-5-0	7-3-0		NON-CONFERENCE		7-0-0		5-0-0		2-0-0
5-0-0		0-0-0	0-0-0		HOME		3-0-0		2-0-0		0-0-0
8-3-0		0-3-0	5-0-		AWAY		2-0-0		0-0-0		1-0-0
9-5-0		1-2-0	2-3-0		NEUTRAL		2-0-0		3-0-0		1-0-0
4-2-0		2-1-0	0-0-0		CONFERENCE		2-1-0		0-0-0		0-0-0
2-1-0		2-1-0	0-0-0		HOME		0-0-0		0-0-0		0-0-0
2-1-0		0-0-0	0-0-0		AWAY		2-1-0		0-0-0		0-0-0
0-0-0		0-0-0	0-0-0		NEUTRAL		0-0-0		0-0-0		0-0-0
RPI S	Opponent	Score		RPI S	Opponent	Score		RPI S	Opponent	Score	
4 N	LSU	1	3	29 N	Notre Dame	0	6	66 N	California	4	1
6 N	Arizona	0	3	31 N	Colorado St.	1	2	67 A	Baylor	9	1
7 H	Texas	1	0	34 A	Arizona St.	2	0	67 A	Baylor	1	2
7 H	Texas	8	0	36 N	Illinois	10	6	67 A	Baylor	21	2
7 H	Texas	3	4	36 N	Illinois	4	7	82 N	Sam Houston St.	3	0
12 A	Ole Miss	4	8	39 A	Oregon	7	6	90 A	Wichita St.	9	6
12 A	Ole Miss	1	10	39 A	Oregon	9	6	90 H	Wichita St.	3	0
17 N	Kentucky	8	7	39 A	Oregon	3	0	93 A	Memphis	5	2
19 A	Tulsa	0	3	45 A	Houston	5	1	96 H	Syracuse	8	0
				47 N	North Carolina	7	5	97 H	UNI	12	0
LAST 10 GAMES											
105 H	McNeese	3	2	90 A	Wichita St.	9	6				
39 A	Oregon	9	6	67 A	Baylor	9	1				
7 H	Texas	3	4	67 A	Baylor	1	2				
7 H	Texas	8	0	67 A	Baylor	21	2				
7 H	Texas	1	0	19 A	Tulsa	0	3				

Non-Div. I Games:

Oklahoma St.

Average RPI Win:		97	WON-LOST RECORD		WINNING PCT. RANK		LAST 10 GAMES		STRENGTH OF SCHEDULE		OPP. STRENGTH OF SCHEDULE		TEAM RPI		ADJ RPI		CONF. RPI		ADJ CONF. RPI					
DIV. I ONLY			25-7-0		.78125		21		8-2-0		27		31		13		.64197		14		4		4	
DIV. I NON-CONF.			18-7-0		.72		45		1-2-0		21		20		19		.62929		17		5		5	
TOTALS		RPI 1-25		RPI 26-50				W-L RECORDS				RPI 51-100				RPI 101-150				RPI 150+				
25-7-0		1-4-0		6-1-0				OVERALL				7-2-0				6-0-0				5-0-0				
3-1-0		0-0-0		0-0-0				HOME				0-1-0				3-0-0				0-0-0				
6-4-0		0-3-0		2-1-0				AWAY				4-0-0				0-0-0				0-0-0				
16-2-0		1-1-0		4-0-0				NEUTRAL				3-1-0				3-0-0				5-0-0				
18-7-0		1-4-0		5-1-0				NON-CONFERENCE				4-2-0				3-0-0				5-0-0				
0-1-0		0-0-0		0-0-0				HOME				0-1-0				0-0-0				0-0-0				
2-4-0		0-3-0		1-0-				AWAY				1-0-0				0-0-0				0-0-0				
16-2-0		1-1-0		4-0-0				NEUTRAL				3-1-0				3-0-0				5-0-0				
7-0-0		0-0-0		1-0-0				CONFERENCE				3-0-0				3-0-0				0-0-0				
3-0-0		0-0-0		0-0-0				HOME				0-0-0				3-0-0				0-0-0				
4-0-0		0-0-0		1-0-0				AWAY				3-0-0				0-0-0				0-0-0				
0-0-0		0-0-0		0-0-0				NEUTRAL				0-0-0				0-0-0				0-0-0				
RPI	S	Opponent		Score		RPI	S	Opponent		Score		RPI	S	Opponent		Score		RPI	S	Opponent		Score		
2	A	Oklahoma		0	7	27	N	Drake		2	1	54	N	North Dakota St.		7	0	102	N	Duke		6	5	
2	A	Oklahoma		0	8	38	A	Indiana		5	0	68	N	Grand Canyon		7	2	112	H	Rutgers		5	3	
5	N	Washington		1	3	44	N	Louisville		9	8	69	N	Loyola Marymount		2	3	112	H	Rutgers		8	0	
19	N	Tulsa		9	1	44	N	Louisville		1	0	77	N	Long Beach St.		2	1	112	H	Rutgers		9	1	
20	A	Stanford		0	1	44	N	Louisville		4	2	89	A	BYU		1	0	116	N	Utah		10	0	
						47	A	North Carolina		9	3	92	A	Iowa		6	0	127	N	Utah St.		12	0	
						47	A	North Carolina		0	5	92	A	Iowa		5	0	173	N	Cal Poly		6	2	
												92	A	Iowa		6	2	176	N	Idaho St.		7	4	
												98	H	DePaul		7	9	178	N	Pacific		7	0	
																		187	N	Toledo		11	2	
																		196	N	Montana		4	0	
						LAST 10 GAMES																		
						112 H Rutgers						92 A Iowa						6 2						
						112 H Rutgers						92 A Iowa						5 0						
						77 N Long Beach St.						98 H DePaul						7 9						
						47 A North Carolina						112 H Rutgers						8 0						
						92 A Iowa						187 N Toledo						11 2						

Non-Div. I Games:

Northwestern

Average RPI Win:	108	WON-LOST RECORD	WINNING PCT. RANK	LAST 10 GAMES	STRENGTH OF SCHEDULE	OPP. STRENGTH OF SCHEDULE	TEAM RPI	ADJ RPI	CONF. RPI	ADJ CONF. RPI				
DIV. I ONLY		30-7-0	.81081	16	7-3-0	38	33	15	.63824	15	1	1		
DIV. I NON-CONF.		24-4-0	.85714	14	1-0-0	89	46	20	.62639	20	1	1		
<hr/>														
TOTALS	RPI 1-25	RPI 26-50		W-L RECORDS		RPI 51-100		RPI 101-150		RPI 150+				
30-7-0	2-3-0	8-3-0		OVERALL		4-1-0		4-0-0		12-0-0				
21-3-0	0-1-0	7-2-0		HOME		2-0-0		3-0-0		9-0-0				
3-1-0	2-1-0	0-0-0		AWAY		0-0-0		0-0-0		1-0-0				
6-3-0	0-1-0	1-1-0		NEUTRAL		2-1-0		1-0-0		2-0-0				
24-4-0	0-2-0	4-1-0		NON-CONFERENCE		4-1-0		4-0-0		12-0-0				
17-1-0	0-1-0	3-0-0		HOME		2-0-0		3-0-0		9-0-0				
1-0-0	0-0-0	0-0-		AWAY		0-0-0		0-0-0		1-0-0				
6-3-0	0-1-0	1-1-0		NEUTRAL		2-1-0		1-0-0		2-0-0				
6-3-0	2-1-0	4-2-0		CONFERENCE		0-0-0		0-0-0		0-0-0				
4-2-0	0-0-0	4-2-0		HOME		0-0-0		0-0-0		0-0-0				
2-1-0	2-1-0	0-0-0		AWAY		0-0-0		0-0-0		0-0-0				
0-0-0	0-0-0	0-0-0		NEUTRAL		0-0-0		0-0-0		0-0-0				
RPI	S	Opponent	Score		RPI	S	Opponent	Score		RPI	S	Opponent	Score	
5	N	Washington	6	8	27	H	Drake	2	0	52	N	Western Ky.	8	0
16	H	Texas Tech	4	5	37	H	Georgia	2	3	54	H	North Dakota St.	4	1
24	A	Mississippi St.	7	4	37	H	Georgia	6	7	54	H	North Dakota St.	10	2
24	A	Mississippi St.	9	0	37	H	Georgia	9	5	57	N	Missouri St.	3	4
24	A	Mississippi St.	6	7	39	N	Oregon	8	0	69	N	Loyola Marymount	9	2
					43	H	Texas A&M	7	6					
					43	H	Texas A&M	12	4					
					43	H	Texas A&M	8	1					
					44	H	Louisville	6	2					
					46	N	Louisiana Tech	1	2					
					48	H	Troy	3	1					
<hr/>														
LAST 10 GAMES														
156	H	Radford	7	2	24	A	Mississippi St.	9	0					
37	H	Georgia	9	5	24	A	Mississippi St.	7	4					
37	H	Georgia	2	3	24	A	Mississippi St.	6	7					
37	H	Georgia	6	7	43	H	Texas A&M	12	4					
143	H	Kennesaw St.	4	2	43	H	Texas A&M	8	1					

Non-Div. I Games:

Auburn

Average RPI Win:		117	WON-LOST RECORD		WINNING PCT. RANK	LAST 10 GAMES		STRENGTH OF SCHEDULE		OPP. STRENGTH OF SCHEDULE	TEAM RPI	ADJ RPI	CONF. RPI	ADJ CONF. RPI			
DIV. I ONLY			29-6-0		.82857	11		54		34	17	.63632	16	3	3		
DIV. I NON-CONF.			27-2-0		.93103	4		117		42	13	.63946	13	3	3		
TOTALS		RPI 1-25		RPI 26-50		W-L RECORDS		RPI 51-100		RPI 101-150		RPI 150+					
29-6-0		1-4-0		5-0-0		OVERALL		6-2-0		9-0-0		8-0-0					
11-3-0		0-3-0		0-0-0		HOME		4-0-0		3-0-0		4-0-0					
3-2-0		1-0-0		0-0-0		AWAY		2-2-0		0-0-0		0-0-0					
15-1-0		0-1-0		5-0-0		NEUTRAL		0-0-0		6-0-0		4-0-0					
27-2-0		1-1-0		5-0-0		NON-CONFERENCE		4-1-0		9-0-0		8-0-0					
11-0-0		0-0-0		0-0-0		HOME		4-0-0		3-0-0		4-0-0					
1-1-0		1-0-0		0-0-		AWAY		0-1-0		0-0-0		0-0-0					
15-1-0		0-1-0		5-0-0		NEUTRAL		0-0-0		6-0-0		4-0-0					
2-4-0		0-3-0		0-0-0		CONFERENCE		2-1-0		0-0-0		0-0-0					
0-3-0		0-3-0		0-0-0		HOME		0-0-0		0-0-0		0-0-0					
2-1-0		0-0-0		0-0-0		AWAY		2-1-0		0-0-0		0-0-0					
0-0-0		0-0-0		0-0-0		NEUTRAL		0-0-0		0-0-0		0-0-0					
RPI	S	Opponent		Score		RPI	S	Opponent		Score		RPI	S	Opponent		Score	
2	H	Oklahoma		1 5		27	N	Drake		4 0		60	A	Iowa St.		5 6	
2	H	Oklahoma		3 8		27	N	Drake		1 0		60	A	Iowa St.		8 4	
2	H	Oklahoma		1 13		34	N	Arizona St.		8 0		60	A	Iowa St.		8 3	
5	N	Washington		1 4		39	N	Oregon		5 0		63	H	North Texas		6 1	
15	A	Auburn		5 4		41	N	Wisconsin		8 3		63	H	North Texas		8 1	
												93	A	Memphis		3 5	
												99	H	UT Arlington		9 1	
												99	H	UT Arlington		8 4	
														147 H Gardner-Webb		8 0	
														147 H Gardner-Webb		10 2	
														158 N Furman		5 0	
														165 N Lamar University		3 1	
														190 H UTEP		16 8	
														190 H UTEP		10 0	
														227 H Northern Colo.		8 0	
														227 H Northern Colo.		7 2	
														248 N Maine		10 0	
														254 N Omaha		13 2	
						LAST 10 GAMES											
						126	N	UAB		7 2		2	H	Oklahoma		1 13	
						190	H	UTEP		16 8		2	H	Oklahoma		3 8	
						60	A	Iowa St.		8 4		2	H	Oklahoma		1 5	
						60	A	Iowa St.		5 6		248	N	Maine		10 0	
						60	A	Iowa St.		8 3		93	A	Memphis		3 5	

Non-Div. I Games:

Texas Tech

Average RPI Win:	74	WON-LOST RECORD	WINNING PCT. RANK	LAST 10 GAMES	STRENGTH OF SCHEDULE	OPP. STRENGTH OF SCHEDULE	TEAM RPI	ADJ RPI	CONF. RPI	ADJ CONF. RPI				
DIV. I ONLY		22-13-0	.62857	70	4-6-0	3	8	16	.63296	17	1	1		
DIV. I NON-CONF.		15-8-0	.65217	73	1-1-0	5	19	17	.62688	18	1	1		
<hr/>														
TOTALS	RPI 1-25	RPI 26-50		W-L RECORDS		RPI 51-100		RPI 101-150		RPI 150+				
22-13-0	5-7-0	6-5-0		OVERALL		6-1-0		2-0-0		3-0-0				
5-4-0	3-0-0	0-3-0		HOME		2-1-0		0-0-0		0-0-0				
7-3-0	1-2-0	4-1-0		AWAY		1-0-0		1-0-0		0-0-0				
10-6-0	1-5-0	2-1-0		NEUTRAL		3-0-0		1-0-0		3-0-0				
15-8-0	1-5-0	3-2-0		NON-CONFERENCE		6-1-0		2-0-0		3-0-0				
2-1-0	0-0-0	0-0-0		HOME		2-1-0		0-0-0		0-0-0				
3-1-0	0-0-0	1-0-		AWAY		1-0-0		1-0-0		0-0-0				
10-6-0	1-5-0	2-1-0		NEUTRAL		3-0-0		1-0-0		3-0-0				
7-5-0	4-2-0	3-3-0		CONFERENCE		0-0-0		0-0-0		0-0-0				
3-3-0	3-0-0	0-3-0		HOME		0-0-0		0-0-0		0-0-0				
4-2-0	1-2-0	3-0-0		AWAY		0-0-0		0-0-0		0-0-0				
0-0-0	0-0-0	0-0-0		NEUTRAL		0-0-0		0-0-0		0-0-0				
RPI	S	Opponent	Score		RPI	S	Opponent	Score		RPI	S	Opponent	Score	
2	N	Oklahoma	1	9	26	A	South Carolina	5	0	51	N	Southern Ill.	6	5
3	N	UCLA	4	12	26	A	South Carolina	5	1	52	H	Western Ky.	1	4
5	N	Washington	2	4	26	A	South Carolina	11	2	66	N	California	5	0
7	N	Texas	3	4	32	H	Missouri	4	8	82	N	Sam Houston St.	6	0
13	N	Oklahoma St.	7	8	32	H	Missouri	8	10	87	H	Miami (OH)	9	1
18	N	James Madison	6	1	32	H	Missouri	8	11	88	A	Marshall	9	4
23	A	Arkansas	16	2	36	N	Illinois	5	6	96	H	Syracuse	13	0
23	A	Arkansas	0	1	39	N	Oregon	12	3					
23	A	Arkansas	2	3	45	A	Houston	13	1					
24	H	Mississippi St.	4	1	45	A	Houston	3	4					
24	H	Mississippi St.	9	8	47	N	North Carolina	1	0					
24	H	Mississippi St.	8	0										
LAST 10 GAMES														
					140	A	Murray St.	14	4	23	A	Arkansas	0	1
					198	N	Bethune-Cookman	10	2	52	H	Western Ky.	1	4
					66	N	California	5	0	32	H	Missouri	4	8
					23	A	Arkansas	2	3	32	H	Missouri	8	11
					23	A	Arkansas	16	2	32	H	Missouri	8	10

Non-Div. I Games:

Kentucky

Average RPI Win:	105	WON-LOST RECORD	WINNING PCT. RANK	LAST 10 GAMES	STRENGTH OF SCHEDULE	OPP. STRENGTH OF SCHEDULE	TEAM RPI	ADJ RPI	CONF. RPI	ADJ CONF. RPI					
DIV. I ONLY		23-6-0	.7931	19	9-1-0	49	22	18	.63127	18	13	13			
DIV. I NON-CONF.		18-5-0	.78261	26	4-0-0	38	17	15	.6329	15	13	13			
<hr/>															
TOTALS	RPI 1-25	RPI 26-50		W-L RECORDS		RPI 51-100		RPI 101-150		RPI 150+					
23-6-0	2-3-0	4-1-0		OVERALL		6-2-0		7-0-0		4-0-0					
7-1-0	0-0-0	0-0-0		HOME		3-1-0		2-0-0		2-0-0					
6-2-0	0-1-0	2-1-0		AWAY		0-0-0		4-0-0		0-0-0					
10-3-0	2-2-0	2-0-0		NEUTRAL		3-1-0		1-0-0		2-0-0					
18-5-0	2-3-0	4-1-0		NON-CONFERENCE		4-1-0		4-0-0		4-0-0					
5-0-0	0-0-0	0-0-0		HOME		1-0-0		2-0-0		2-0-0					
3-2-0	0-1-0	2-0-		AWAY		0-0-0		1-0-0		0-0-0					
10-3-0	2-2-0	2-0-0		NEUTRAL		3-1-0		1-0-0		2-0-0					
5-1-0	0-0-0	0-0-0		CONFERENCE		2-1-0		3-0-0		0-0-0					
2-1-0	0-0-0	0-0-0		HOME		2-1-0		0-0-0		0-0-0					
3-0-0	0-0-0	0-0-0		AWAY		0-0-0		3-0-0		0-0-0					
0-0-0	0-0-0	0-0-0		NEUTRAL		0-0-0		0-0-0		0-0-0					
RPI	S	Opponent	Score	RPI	S	Opponent	Score	RPI	S	Opponent	Score				
6	A	Arizona	6 8	27	N	Drake	8 0	66	N	California	2 7	112	H	Rutgers	10 1
8	N	Minnesota	1 5	34	A	Arizona St.	4 6	75	H	Elon	10 3	121	A	East Carolina	3 1
11	N	Tennessee	6 2	39	N	Oregon	9 1	75	H	Elon	3 5	124	A	Towson	6 0
17	N	Kentucky	1 6	49	A	Longwood	10 2	75	H	Elon	13 2	124	A	Towson	4 0
22	N	Michigan	3 0	49	A	Longwood	14 1	85	N	Fla. Atlantic	6 1	124	A	Towson	5 1
								86	N	New Mexico St.	2 0	132	H	Saint Joseph's	14 2
								88	H	Marshall	8 5	137	N	Boston College	9 0
								91	N	Kent St.	8 1	159	N	South Dakota	9 1
												192	N	Lehigh	12 3
												206	H	Binghamton	15 0
												280	H	Morgan St.	15 1
<hr/>															
LAST 10 GAMES															
				124	A	Towson	6 0	124	A	Towson	5 1				
				137	N	Boston College	9 0	88	H	Marshall	8 5				
				49	A	Longwood	10 2	75	H	Elon	10 3				
				124	A	Towson	4 0	75	H	Elon	13 2				
				75	H	Elon	3 5	49	A	Longwood	14 1				

Non-Div. I Games:

James Madison

T
u
l
s
a

Tulsa

Average RPI Win:		110	WON-LOST RECORD		WINNING PCT. RANK		LAST 10 GAMES		STRENGTH OF SCHEDULE		OPP. STRENGTH OF SCHEDULE		TEAM RPI		ADJ RPI		CONF. RPI		ADJ CONF. RPI				
Average RPI Loss:		54																					
DIV. I ONLY			25-5-0		.83333		10		7-3-0		90		30		21		.62456		20				
DIV. I NON-CONF.			21-4-0		.84		16		3-2-0		68		50		18		.62655		19				
TOTALS		RPI 1-25		RPI 26-50		W-L RECORDS		RPI 51-100		RPI 101-150		RPI 150+											
25-5-0		3-0-0		2-4-0		OVERALL		7-0-0		5-1-0		8-0-0											
14-4-0		1-0-0		2-4-0		HOME		2-0-0		3-0-0		6-0-0											
3-0-0		1-0-0		0-0-0		AWAY		2-0-0		0-0-0		0-0-0											
8-1-0		1-0-0		0-0-0		NEUTRAL		3-0-0		2-1-0		2-0-0											
21-4-0		3-0-0		0-3-0		NON-CONFERENCE		5-0-0		5-1-0		8-0-0											
12-3-0		1-0-0		0-3-0		HOME		2-0-0		3-0-0		6-0-0											
1-0-0		1-0-0		0-0-		AWAY		0-0-0		0-0-0		0-0-0											
8-1-0		1-0-0		0-0-0		NEUTRAL		3-0-0		2-1-0		2-0-0											
4-1-0		0-0-0		2-1-0		CONFERENCE		2-0-0		0-0-0		0-0-0											
2-1-0		0-0-0		2-1-0		HOME		0-0-0		0-0-0		0-0-0											
2-0-0		0-0-0		0-0-0		AWAY		2-0-0		0-0-0		0-0-0											
0-0-0		0-0-0		0-0-0		NEUTRAL		0-0-0		0-0-0		0-0-0											
RPI	S	Opponent		Score		RPI	S	Opponent		Score		RPI	S	Opponent		Score		RPI	S	Opponent		Score	
4	A	LSU		7	5	31	H	Colorado St.		0	5	54	H	North Dakota St.		3	2	113	N	CSUN		2	0
14	H	Northwestern		1	0	39	H	Oregon		2	7	58	N	Seattle U		6	4	113	N	CSUN		3	2
22	N	Michigan		7	1	39	H	Oregon		7	6	60	H	Iowa St.		2	1	119	N	Weber St.		1	2
						39	H	Oregon		8	6	66	A	California		11	10	134	H	UMass Lowell		7	6
						40	H	UNLV		0	1	66	A	California		9	3	134	H	UMass Lowell		4	3
						40	H	UNLV		1	4	74	N	Bradley		12	5	135	H	Bucknell		2	1
												93	N	Memphis		5	1	161	N	Kansas		12	3
																		164	N	Western Mich.		5	1
																		173	H	Cal Poly		13	5
																		178	H	Pacific		6	1
																		196	H	Montana		8	0
																		196	H	Montana		7	3
																		233	H	Saint Mary's (CA)		8	0
																		233	H	Saint Mary's (CA)		8	0
LAST 10 GAMES																							
						233	H	Saint Mary's (CA)		8	0	66	A	California		11	10						
						39	H	Oregon		7	6	66	A	California		9	3						
						39	H	Oregon		2	7	40	H	UNLV		1	4						
						39	H	Oregon		8	6	40	H	UNLV		0	1						
						233	H	Saint Mary's (CA)		8	0	134	H	UMass Lowell		4	3						

Non-Div. I Games:

Stanford

Average RPI Win:		111	WON-LOST RECORD		WINNING PCT. RANK		LAST 10 GAMES		STRENGTH OF SCHEDULE		OPP. STRENGTH OF SCHEDULE		TEAM RPI		ADJ RPI		CONF. RPI		ADJ CONF. RPI					
DIV. I ONLY			29-4-0		.87879		5		9-1-0		116		39		20		.62349		21		8		8	
DIV. I NON-CONF.			17-4-0		.80952		21		0-1-0		160		45		32		.59241		32		8		8	
TOTALS		RPI 1-25		RPI 26-50		W-L RECORDS		RPI 51-100		RPI 101-150		RPI 150+												
29-4-0		0-1-0		4-0-0		OVERALL		15-2-0		5-1-0		5-0-0												
15-1-0		0-0-0		3-0-0		HOME		5-0-0		2-1-0		5-0-0												
11-2-0		0-1-0		0-0-0		AWAY		8-1-0		3-0-0		0-0-0												
3-1-0		0-0-0		1-0-0		NEUTRAL		2-1-0		0-0-0		0-0-0												
17-4-0		0-1-0		1-0-0		NON-CONFERENCE		9-2-0		2-1-0		5-0-0												
12-1-0		0-0-0		0-0-0		HOME		5-0-0		2-1-0		5-0-0												
2-2-0		0-1-0		0-0-		AWAY		2-1-0		0-0-0		0-0-0												
3-1-0		0-0-0		1-0-0		NEUTRAL		2-1-0		0-0-0		0-0-0												
12-0-0		0-0-0		3-0-0		CONFERENCE		6-0-0		3-0-0		0-0-0												
3-0-0		0-0-0		3-0-0		HOME		0-0-0		0-0-0		0-0-0												
9-0-0		0-0-0		0-0-0		AWAY		6-0-0		3-0-0		0-0-0												
0-0-0		0-0-0		0-0-0		NEUTRAL		0-0-0		0-0-0		0-0-0												
RPI	S	Opponent		Score		RPI	S	Opponent		Score		RPI	S	Opponent		Score								
2	A	Oklahoma		1	9	42	N	Oregon St.		8	0	63	N	North Texas		10	2							
						48	H	Troy		8	0	63	N	North Texas		1	5							
						48	H	Troy		8	0	66	H	California		7	1							
						48	H	Troy		9	1	66	H	California		7	3							
												67	A	Baylor		5	2							
												67	A	Baylor		3	4							
												67	H	Baylor		4	1							
												72	H	SFA		9	1							
												72	H	SFA		5	2							
												78	A	Texas St.		5	3							
												78	A	Texas St.		6	1							
												78	A	Texas St.		7	4							
												91	N	Kent St.		21	1							
												94	A	South Alabama		14	0							
												94	A	South Alabama		11	7							
												94	A	South Alabama		11	2							
												100	A	Nicholls St.		8	0							
LAST 10 GAMES																								
63 N North Texas						10	2	146 A Ga. Southern						6	3									
72 H SFA						5	2	146 A Ga. Southern						2	0									
115 H Austin Peay						8	0	94 A South Alabama						14	0									
66 H California						7	3	94 A South Alabama						11	2									
146 A Ga. Southern						3	1	94 A South Alabama						11	7									

Non-Div. I Games:

Louisiana

Average RPI Win:	94	WON-LOST RECORD	WINNING PCT. RANK	LAST 10 GAMES	STRENGTH OF SCHEDULE	OPP. STRENGTH OF SCHEDULE	TEAM RPI	ADJ RPI	CONF. RPI	ADJ CONF. RPI		
DIV. I ONLY		23-10-0	.69697	43	10-0-0	26	11	22	.62311	22	4	4
DIV. I NON-CONF.		17-10-0	.62963	78	4-0-0	10	6	22	.61897	22	5	5
<hr/>												
TOTALS	RPI 1-25	RPI 26-50		W-L RECORDS		RPI 51-100		RPI 101-150		RPI 150+		
23-10-0	2-6-0	3-3-0		OVERALL		6-0-0		9-0-0		3-1-0		
7-0-0	0-0-0	0-0-0		HOME		3-0-0		3-0-0		1-0-0		
6-4-0	0-2-0	2-2-0		AWAY		0-0-0		3-0-0		1-0-0		
10-6-0	2-4-0	1-1-0		NEUTRAL		3-0-0		3-0-0		1-1-0		
17-10-0	2-6-0	3-3-0		NON-CONFERENCE		6-0-0		3-0-0		3-1-0		
4-0-0	0-0-0	0-0-0		HOME		3-0-0		0-0-0		1-0-0		
3-4-0	0-2-0	2-0-		AWAY		0-0-0		0-0-0		1-0-0		
10-6-0	2-4-0	1-1-0		NEUTRAL		3-0-0		3-0-0		1-1-0		
6-0-0	0-0-0	0-0-0		CONFERENCE		0-0-0		6-0-0		0-0-0		
3-0-0	0-0-0	0-0-0		HOME		0-0-0		3-0-0		0-0-0		
3-0-0	0-0-0	0-0-0		AWAY		0-0-0		3-0-0		0-0-0		
0-0-0	0-0-0	0-0-0		NEUTRAL		0-0-0		0-0-0		0-0-0		
RPI S	Opponent	Score	RPI S	Opponent	Score	RPI S	Opponent	Score	RPI S	Opponent	Score	
3 N	UCLA	3 1	30 A	South Fla.	10 1	61 N	NC State	4 3	108 H	Nebraska	8 0	
4 A	LSU	0 2	34 A	Arizona St.	7 6	86 N	New Mexico St.	3 0	108 H	Nebraska	12 0	
4 A	LSU	1 2	44 N	Louisville	6 0	91 H	Kent St.	8 1	108 H	Nebraska	7 2	
5 N	Washington	4 2	44 N	Louisville	1 2	91 H	Kent St.	8 0	110 N	Illinois St.	11 4	
6 N	Arizona	1 2	47 A	North Carolina	2 4	91 H	Kent St.	18 1	112 A	Rutgers	10 2	
9 N	Florida	0 6	47 A	North Carolina	3 8	93 N	Memphis	4 2	112 A	Rutgers	7 4	
18 N	James Madison	0 3							112 A	Rutgers	7 0	
20 N	Stanford	1 7							113 N	CSUN	8 0	
									113 N	CSUN	1 0	
									159 N	South Dakota	4 6	
									164 H	Western Mich.	3 0	
									180 A	Central Mich.	8 0	
									192 N	Lehigh	5 0	

Average RPI Win:	118	WON-LOST	WINNING	LAST 10	STRENGTH OF	OPP. STRENGTH	TEAM	ADJ	CONF.	ADJ CONF.					
Average RPI Loss:	28	RECORD	PCT. RANK	GAMES	SCHEDULE	OF SCHEDULE	RPI	RPI	RPI	RPI					
DIV. I ONLY		25-11-0	.69444	44	5-5-0	28	25	23	.60964	23	1	1			
DIV. I NON-CONF.		19-5-0	.79167	24	1-1-0	133	84	35	.5872	36	1	1			
<hr/>															
TOTALS	RPI 1-25	RPI 26-50			W-L RECORDS		RPI 51-100		RPI 101-150		RPI 150+				
25-11-0	4-7-0	3-2-0			OVERALL		3-2-0		6-0-0		9-0-0				
14-5-0	2-2-0	2-2-0			HOME		1-1-0		2-0-0		7-0-0				
4-5-0	2-4-0	0-0-0			AWAY		1-1-0		1-0-0		0-0-0				
7-1-0	0-1-0	1-0-0			NEUTRAL		1-0-0		3-0-0		2-0-0				
19-5-0	0-2-0	1-1-0			NON-CONFERENCE		3-2-0		6-0-0		9-0-0				
10-3-0	0-1-0	0-1-0			HOME		1-1-0		2-0-0		7-0-0				
2-1-0	0-0-0	0-0-			AWAY		1-1-0		1-0-0		0-0-0				
7-1-0	0-1-0	1-0-0			NEUTRAL		1-0-0		3-0-0		2-0-0				
6-6-0	4-5-0	2-1-0			CONFERENCE		0-0-0		0-0-0		0-0-0				
4-2-0	2-1-0	2-1-0			HOME		0-0-0		0-0-0		0-0-0				
2-4-0	2-4-0	0-0-0			AWAY		0-0-0		0-0-0		0-0-0				
0-0-0	0-0-0	0-0-0			NEUTRAL		0-0-0		0-0-0		0-0-0				
RPI S	Opponent	Score		RPI S	Opponent	Score		RPI S	Opponent	Score		RPI S	Opponent	Score	
5 N	Washington	2	3	26 H	South Carolina	3	2	54 N	North Dakota St.	7	6	105 A	McNeese	6	0
11 A	Tennessee	4	6	26 H	South Carolina	7	4	70 H	Southeast Mo. St.	7	1	130 N	Samford	6	1
11 A	Tennessee	2	5	26 H	South Carolina	6	9	70 H	Southeast Mo. St.	1	6	136 H	Nevada	9	6
11 A	Tennessee	1	0	27 H	Drake	1	3	99 A	UT Arlington	4	1	141 H	Northwestern St.	8	2
12 A	Ole Miss	2	6	50 N	Lipscomb	5	0	99 A	UT Arlington	4	7	144 N	Campbell	7	3
12 A	Ole Miss	0	12									144 N	Campbell	8	0
12 A	Ole Miss	10	4									155 H	SIUE	2	1
17 H	Kentucky	3	2									155 H	SIUE	15	3
17 H	Kentucky	1	0									162 H	Boston U.	4	2
17 H	Kentucky	2	16									162 H	Boston U.	12	7
19 H	Tulsa	1	2									163 N	Sacramento St.	8	2
												227 N	Northern Colo.	11	0
												241 H	IUPUI	10	2
												254 H	Omaha	2	0
												254 H	Omaha	9	0
<hr/>															
LAST 10 GAMES															
141 H Northwestern St.				8	2	99 A UT Arlington				4	1				
99 A UT Arlington				4	7	11 A Tennessee				2	5				
17 H Kentucky				3	2	11 A Tennessee				1	0				
17 H Kentucky				2	16	11 A Tennessee				4	6				
17 H Kentucky				1	0	26 H South Carolina				6	9				

Non-Div. I Games:

Arkansas

Average RPI Win: 133		WON-LOST	WINNING	LAST 10	STRENGTH OF		OPP. STRENGTH	TEAM	ADJ		CONF.	ADJ CONF.			
Average RPI Loss: 31		RECORD	PCT. RANK	GAMES	SCHEDULE		OF SCHEDULE	RPI	RPI		RPI	RPI			
DIV. I ONLY		22-12-0	.64706	63	3-7-0		12	86	28	.6084	24	1	1		
DIV. I NON-CONF.		20-5-0	.8	23	1-0-0		55	168	25	.60803	25	1	1		
TOTALS		RPI 1-25	RPI 26-50		W-L RECORDS		RPI 51-100		RPI 101-150		RPI 150+				
22-12-0		2-8-0	3-0-0		OVERALL		4-4-0		3-0-0		10-0-0				
15-4-0		1-2-0	2-0-0		HOME		3-2-0		2-0-0		7-0-0				
4-5-0		1-5-0	0-0-0		AWAY		1-0-0		1-0-0		1-0-0				
3-3-0		0-1-0	1-0-0		NEUTRAL		0-2-0		0-0-0		2-0-0				
20-5-0		0-1-0	3-0-0		NON-CONFERENCE		4-4-0		3-0-0		10-0-0				
14-2-0		0-0-0	2-0-0		HOME		3-2-0		2-0-0		7-0-0				
3-0-0		0-0-0	0-0-		AWAY		1-0-0		1-0-0		1-0-0				
3-3-0		0-1-0	1-0-0		NEUTRAL		0-2-0		0-0-0		2-0-0				
2-7-0		2-7-0	0-0-0		CONFERENCE		0-0-0		0-0-0		0-0-0				
1-2-0		1-2-0	0-0-0		HOME		0-0-0		0-0-0		0-0-0				
1-5-0		1-5-0	0-0-0		AWAY		0-0-0		0-0-0		0-0-0				
0-0-0		0-0-0	0-0-0		NEUTRAL		0-0-0		0-0-0		0-0-0				
RPI S	Opponent	Score		RPI S	Opponent	Score		RPI S	Opponent	Score		RPI S	Opponent	Score	
5 N	Washington	5	7	35 N	UCF	11	3	51 N	Southern Ill.	1	4	102 A	Duke	3	2
10 A	Alabama	2	8	46 H	Louisiana Tech	5	4	59 H	Georgia Tech	4	2	118 H	Middle Tenn.	8	2
10 A	Alabama	2	3	46 H	Louisiana Tech	7	4	59 H	Georgia Tech	4	6	142 H	Southeastern La.	4	3
10 A	Alabama	12	9					59 H	Georgia Tech	9	0	161 N	Kansas	6	3
15 H	Auburn	7	6					72 H	SFA	3	0	163 N	Sacramento St.	8	5
15 H	Auburn	0	9					72 H	SFA	0	1	168 H	UT Martin	9	1
15 H	Auburn	4	7					79 N	Ohio	4	5	174 H	Valparaiso	8	3
17 A	Kentucky	0	8					93 A	Memphis	10	7	174 H	Valparaiso	10	0
17 A	Kentucky	8	9									207 A	Central Ark.	4	3
17 A	Kentucky	1	4									250 H	Alabama St.	3	1
												258 H	Alcorn	6	0
												283 H	Mississippi Val.	3	0
												283 H	Mississippi Val.	15	0
LAST 10 GAMES															
59 H	Georgia Tech	4	6	10 A	Alabama	12	9								
59 H	Georgia Tech	9	0	10 A	Alabama	2	8								
72 H	SFA	0	1	10 A	Alabama	2	3								
174 H	Valparaiso	10	0	207 A	Central Ark.	4	3								
174 H	Valparaiso	8	3	15 H	Auburn	0	9								

Non-Div. I Games:

Mississippi St.

Boise St.

[illegible]

Non-Div. I Games:

South Carolina

Average RPI Win:	124	WON-LOST	WINNING	LAST 10	STRENGTH OF	OPP. STRENGTH	TEAM	ADJ	CONF.	ADJ CONF.									
Average RPI Loss:	20	RECORD	PCT. RANK	GAMES	SCHEDULE	OF SCHEDULE	RPI	RPI	RPI	RPI									
DIV. I ONLY		21-13-0	.61765	82	9-1-0	11	37	27	.60778	27	11	11							
DIV. I NON-CONF.		14-12-0	.53846	117	2-0-0	3	18	28	.59957	29	10	10							
<hr/>																			
TOTALS	RPI 1-25	RPI 26-50		W-L RECORDS		RPI 51-100		RPI 101-150		RPI 150+									
21-13-0	1-11-0	0-0-0		OVERALL		9-2-0		2-0-0		9-0-0									
3-0-0	0-0-0	0-0-0		HOME		0-0-0		0-0-0		3-0-0									
7-6-0	1-5-0	0-0-0		AWAY		4-1-0		2-0-0		0-0-0									
11-7-0	0-6-0	0-0-0		NEUTRAL		5-1-0		0-0-0		6-0-0									
14-12-0	1-11-0	0-0-0		NON-CONFERENCE		5-1-0		2-0-0		6-0-0									
0-0-0	0-0-0	0-0-0		HOME		0-0-0		0-0-0		0-0-0									
3-5-0	1-5-0	0-0-		AWAY		0-0-0		2-0-0		0-0-0									
11-7-0	0-6-0	0-0-0		NEUTRAL		5-1-0		0-0-0		6-0-0									
7-1-0	0-0-0	0-0-0		CONFERENCE		4-1-0		0-0-0		3-0-0									
3-0-0	0-0-0	0-0-0		HOME		0-0-0		0-0-0		3-0-0									
4-1-0	0-0-0	0-0-0		AWAY		4-1-0		0-0-0		0-0-0									
0-0-0	0-0-0	0-0-0		NEUTRAL		0-0-0		0-0-0		0-0-0									
RPI	S	Opponent	Score		RPI	S	Opponent	Score		RPI	S	Opponent	Score						
2	A	Oklahoma	2	5						51	A	Southern Ill.	0	1					
6	A	Arizona	4	9						51	A	Southern Ill.	6	4					
6	A	Arizona	0	4						51	A	Southern Ill.	6	0					
8	N	Minnesota	0	2						68	N	Grand Canyon	3	1					
8	N	Minnesota	1	4						70	N	Southeast Mo. St.	6	2					
14	N	Northwestern	1	2						70	N	Southeast Mo. St.	6	1					
15	A	Auburn	0	2						70	N	Southeast Mo. St.	7	5					
16	N	Texas Tech	0	1						74	A	Bradley	7	6					
16	N	Texas Tech	0	4						74	A	Bradley	6	1					
18	N	James Madison	0	8						84	N	South Dakota St.	4	6					
19	A	Tulsa	2	3						91	N	Kent St.	8	0					
23	A	Arkansas	3	1															
					LAST 10 GAMES														
					193 H Indiana St.					8					0				
					193 H Indiana St.					2					0				
					74 A Bradley					7					6				
					51 A Southern Ill.					6					4				
					108 A Nebraska					14					0				
					193 H Indiana St.					10					0				
					108 A Nebraska					7					1				
					74 A Bradley					6					1				
					51 A Southern Ill.					0					1				
					51 A Southern Ill.					6					0				

Non-Div. I Games:

Drake

Average RPI Win:	133	WON-LOST RECORD	WINNING PCT. RANK	LAST 10 GAMES	STRENGTH OF SCHEDULE	OPP. STRENGTH OF SCHEDULE	TEAM RPI	ADJ RPI	CONF. RPI	ADJ CONF. RPI		
DIV. I ONLY		30-5-0	.85714	7	9-1-0	135	58	26	.60672	28	5	5
DIV. I NON-CONF.		20-3-0	.86957	12	4-0-0	149	101	26	.60324	27	4	4
<hr/>												
TOTALS	RPI 1-25	RPI 26-50		W-L RECORDS		RPI 51-100		RPI 101-150		RPI 150+		
30-5-0	0-0-0	4-3-0		OVERALL		9-2-0		2-0-0		15-0-0		
8-2-0	0-0-0	3-1-0		HOME		2-1-0		0-0-0		3-0-0		
11-2-0	0-0-0	1-2-0		AWAY		3-0-0		0-0-0		7-0-0		
11-1-0	0-0-0	0-0-0		NEUTRAL		4-1-0		2-0-0		5-0-0		
20-3-0	0-0-0	2-2-0		NON-CONFERENCE		4-1-0		2-0-0		12-0-0		
4-0-0	0-0-0	1-0-0		HOME		0-0-0		0-0-0		3-0-0		
5-2-0	0-0-0	1-0-		AWAY		0-0-0		0-0-0		4-0-0		
11-1-0	0-0-0	0-0-0		NEUTRAL		4-1-0		2-0-0		5-0-0		
10-2-0	0-0-0	2-1-0		CONFERENCE		5-1-0		0-0-0		3-0-0		
4-2-0	0-0-0	2-1-0		HOME		2-1-0		0-0-0		0-0-0		
6-0-0	0-0-0	0-0-0		AWAY		3-0-0		0-0-0		3-0-0		
0-0-0	0-0-0	0-0-0		NEUTRAL		0-0-0		0-0-0		0-0-0		
RPI	S	Opponent	Score	RPI	S	Opponent	Score	RPI	S	Opponent	Score	
				30	A	South Fla.	2 7	59	H	Georgia Tech	5 1	
				37	A	Georgia	7 6	59	H	Georgia Tech	7 10	
				37	A	Georgia	0 8	59	H	Georgia Tech	5 4	
				44	H	Louisville	13 5	61	A	NC State	1 0	
				44	H	Louisville	5 7	61	A	NC State	4 2	
				44	H	Louisville	10 1	61	A	NC State	12 1	
				50	H	Lipscomb	9 7	78	N	Texas St.	5 17	
								78	N	Texas St.	10 0	
								81	N	Purdue	5 0	
								81	N	Purdue	7 5	
								90	N	Wichita St.	11 3	
				</								

Non-Div. I Games:

Virginia Tech

Average RPI Win:	100	WON-LOST	WINNING	LAST 10	STRENGTH OF	OPP. STRENGTH	TEAM	ADJ	CONF.	ADJ CONF.		
Average RPI Loss:	45	RECORD	PCT. RANK	GAMES	SCHEDULE	OF SCHEDULE	RPI	RPI	RPI	RPI		
DIV. I ONLY		20-12-0	.625	72	5-5-0	20	19	32	.60446	29	5	5
DIV. I NON-CONF.		16-6-0	.72727	44	1-0-0	41	21	24	.61481	24	4	4
<hr/>												
TOTALS	RPI 1-25	RPI 26-50		W-L RECORDS		RPI 51-100		RPI 101-150		RPI 150+		
20-12-0	3-5-0	3-2-0		OVERALL		5-4-0		4-1-0		5-0-0		
3-1-0	0-0-0	2-1-0		HOME		0-0-0		0-0-0		1-0-0		
4-4-0	1-2-0	0-0-0		AWAY		2-2-0		1-0-0		0-0-0		
13-7-0	2-3-0	1-1-0		NEUTRAL		3-2-0		3-1-0		4-0-0		
16-6-0	2-3-0	1-1-0		NON-CONFERENCE		4-2-0		4-0-0		5-0-0		
1-0-0	0-0-0	0-0-0		HOME		0-0-0		0-0-0		1-0-0		
2-0-0	0-0-0	0-0-		AWAY		1-0-0		1-0-0		0-0-0		
13-6-0	2-3-0	1-1-0		NEUTRAL		3-2-0		3-0-0		4-0-0		
4-6-0	1-2-0	2-1-0		CONFERENCE		1-2-0		0-1-0		0-0-0		
2-1-0	0-0-0	2-1-0		HOME		0-0-0		0-0-0		0-0-0		
2-4-0	1-2-0	0-0-0		AWAY		1-2-0		0-0-0		0-0-0		
0-1-0	0-0-0	0-0-0		NEUTRAL		0-0-0		0-1-0		0-0-0		
RPI	S	Opponent	Score	RPI	S	Opponent	Score	RPI	S	Opponent	Score	
1	A	Florida St.	7 4	26	N	South Carolina	4 7	54	N	North Dakota St.	3 2	
1	A	Florida St.	0 5	33	N	Ohio St.	3 2	62	N	Liberty	4 1	
1	A	Florida St.	1 11	44	H	Louisville	9 1	66	N	California	6 7	
2	N	Oklahoma	2 6	44	H	Louisville	3 5	67	N	Baylor	14 1	
5	N	Washington	3 2	44	H	Louisville	9 1	85	A	Fla. Atlantic	6 1	
8	N	Minnesota	0 10					92	N	Iowa	1 2	
11	N	Tennessee	0 8					96	A	Syracuse	6 8	
13	N	Oklahoma St.	6 0					96	A	Syracuse	1 9	
								96	A	Syracuse	8 6	
		</										

Average RPI Win:	114	WON-LOST RECORD	WINNING PCT. RANK	LAST 10 GAMES	STRENGTH OF SCHEDULE	OPP. STRENGTH OF SCHEDULE	TEAM RPI	ADJ RPI	CONF. RPI	ADJ CONF. RPI		
DIV. I ONLY		26-14-0	.65	61	6-4-0	25	28	29	.60318	30	6	6
DIV. I NON-CONF.		22-12-0	.64706	75	2-2-0	42	29	36	.59034	34	6	6
<hr/>												
TOTALS	RPI 1-25	RPI 26-50		W-L RECORDS		RPI 51-100		RPI 101-150		RPI 150+		
26-14-0	2-8-0	5-2-0		OVERALL		4-3-0		6-1-0		9-0-0		
18-10-0	1-7-0	2-1-0		HOME		3-2-0		3-0-0		9-0-0		
4-0-0	1-0-0	3-0-0		AWAY		0-0-0		0-0-0		0-0-0		
4-4-0	0-1-0	0-1-0		NEUTRAL		1-1-0		3-1-0		0-0-0		
22-12-0	1-6-0	2-2-0		NON-CONFERENCE		4-3-0		6-1-0		9-0-0		
17-8-0	0-5-0	2-1-0		HOME		3-2-0		3-0-0		9-0-0		
1-0-0	1-0-0	0-0-		AWAY		0-0-0		0-0-0		0-0-0		
4-4-0	0-1-0	0-1-0		NEUTRAL		1-1-0		3-1-0		0-0-0		
4-2-0	1-2-0	3-0-0		CONFERENCE		0-0-0		0-0-0		0-0-0		
1-2-0	1-2-0	0-0-0		HOME		0-0-0		0-0-0		0-0-0		
3-0-0	0-0-0	3-0-0		AWAY		0-0-0		0-0-0		0-0-0		
0-0-0	0-0-0	0-0-0		NEUTRAL		0-0-0		0-0-0		0-0-0		
<hr/>												
RPI S	Opponent	Score		RPI S	Opponent	Score		RPI S	Opponent	Score		
6 A	Arizona	4	1	26 H	South Carolina	1	8	55 N	Cal St. Fullerton	4	5	
6 H	Arizona	1	4	28 H	Virginia Tech	7	2	61 H	NC State	1	2	
8 H	Minnesota	0	3	38 N	Indiana	2	3	78 H	Texas St.	3	4	
8 H	Minnesota	0	3	41 H	Wisconsin	7	1	78 H	Texas St.	3	0	
9 H	Florida	1	7	45 A	Houston	3	0	81 H	Purdue	4	3	
10 N	Alabama	0	2	45 A	Houston	4	2	83 H	FGCU	1	0	
19 H	Tulsa	1	3	45 A	Houston	3	0	92 N	Iowa	1	0	
19 H	Tulsa	4	10									
19 H	Tulsa	4	0									
22 H	Michigan	1	10									
				LAST 10 GAMES								
				175 H	Colgate	1	0	19	H Tulsa	4	10	
				45 A	Houston	3	0	19	H Tulsa	4	0	
				45 A	Houston	3	0	8	H Minnesota	0	3	
				45 A	Houston	4	2	153 H	Florida A&M	7	3	
				19 H	Tulsa	1	3	217 H	Butler	4	1	

Non-Div. I Games:

South Fla.

Average RPI Win:		136	WON-LOST RECORD		WINNING PCT. RANK	LAST 10 GAMES		STRENGTH OF SCHEDULE		OPP. STRENGTH OF SCHEDULE	TEAM RPI	ADJ RPI	CONF. RPI	ADJ CONF. RPI			
Average RPI Loss:		79															
DIV. I ONLY			27-4-0		.87097	6	10-0-0		170	52	31	.59902	31	7	7		
DIV. I NON-CONF.			18-4-0		.81818	19	1-0-0		179	62	39	.58048	41	7	7		
TOTALS		RPI 1-25		RPI 26-50		W-L RECORDS		RPI 51-100		RPI 101-150		RPI 150+					
27-4-0		2-1-0		0-0-0		OVERALL		5-2-0		10-0-0		10-1-0					
14-1-0		0-0-0		0-0-0		HOME		5-1-0		5-0-0		4-0-0					
5-0-0		1-0-0		0-0-0		AWAY		0-0-0		3-0-0		1-0-0					
8-3-0		1-1-0		0-0-0		NEUTRAL		0-1-0		2-0-0		5-1-0					
18-4-0		2-1-0		0-0-0		NON-CONFERENCE		2-2-0		4-0-0		10-1-0					
8-1-0		0-0-0		0-0-0		HOME		2-1-0		2-0-0		4-0-0					
2-0-0		1-0-0		0-0-		AWAY		0-0-0		0-0-0		1-0-0					
8-3-0		1-1-0		0-0-0		NEUTRAL		0-1-0		2-0-0		5-1-0					
9-0-0		0-0-0		0-0-0		CONFERENCE		3-0-0		6-0-0		0-0-0					
6-0-0		0-0-0		0-0-0		HOME		3-0-0		3-0-0		0-0-0					
3-0-0		0-0-0		0-0-0		AWAY		0-0-0		3-0-0		0-0-0					
0-0-0		0-0-0		0-0-0		NEUTRAL		0-0-0		0-0-0		0-0-0					
RPI	S	Opponent		Score		RPI	S	Opponent		Score		RPI	S	Opponent		Score	
3	N	UCLA		0	3			56 H Fresno St.		12	4	108	H	Nebraska		12	9
13	N	Oklahoma St.		2	1			56 H Fresno St.		11	5	111	N	UTSA		4	0
20	A	Stanford		5	0			56 H Fresno St.		8	4	116	N	Utah		6	1
								60 N Iowa St.		5	6	127	H	Utah St.		6	3
								78 H Texas St.		3	7	127	H	Utah St.		11	10
								96 H Syracuse		8	6	127	H	Utah St.		8	4
								96 H Syracuse		8	0	129	H	Stony Brook		9	1
												139	A	New Mexico		16	3
												139	A	New Mexico		9	7
												139	A	New Mexico		9	1
												173	N	Cal Poly		1	2
												176	H	Idaho St.		16	0
												178	N	Pacific		10	0
												181	H	Dayton		10	0
												181	H	Dayton		14	3
												186	N	Portland St.		7	0
												198	N	Bethune-Cookman		7	0
												226	N	Abilene Christian		3	2
												226	N	Abilene Christian		5	1
												227	A	Northern Colo.		4	3
												242	H	Wagner		8	0
LAST 10 GAMES																	
						181 H	Dayton		10	0	127 H	Utah St.		8	4		
						116 N	Utah		6	1	127 H	Utah St.		6	3		
						78 H	Texas St.		3	7	127 H	Utah St.		11	10		
						111 N	UTSA		4	0	227 A	Northern Colo.		4	3		
						226 N	Abilene Christian		3	2	139 A	New Mexico		16	3		

Non-Div. I Games:

Colorado St.

Average RPI Win: 93		WON-LOST	WINNING	LAST 10	STRENGTH OF		OPP. STRENGTH	TEAM	ADJ	CONF.	ADJ CONF.
Average RPI Loss: 47		RECORD	PCT. RANK	GAMES	SCHEDULE		OF SCHEDULE	RPI	RPI	RPI	RPI
DIV. I ONLY		17-13-0	.56667	104	6-4-0		8	18	30	.59702	32
DIV. I NON-CONF.		11-8-0	.57895	101	0-1-0		105	30	74	.54375	75
TOTALS		RPI 1-25	RPI 26-50		W-L RECORDS		RPI 51-100		RPI 101-150		RPI 150+
17-13-0		4-6-0	4-4-0		OVERALL		2-2-0		2-0-0		5-1-0
3-3-0		1-1-0	2-1-0		HOME		0-1-0		0-0-0		0-0-0
4-4-0		3-3-0	1-1-0		AWAY		0-0-0		0-0-0		0-0-0
10-6-0		0-2-0	1-2-0		NEUTRAL		2-1-0		2-0-0		5-1-0
11-8-0		0-2-0	2-3-0		NON-CONFERENCE		2-2-0		2-0-0		5-1-0
0-1-0		0-0-0	0-0-0		HOME		0-1-0		0-0-0		0-0-0
1-1-0		0-0-0	1-0-		AWAY		0-0-0		0-0-0		0-0-0
10-6-0		0-2-0	1-2-0		NEUTRAL		2-1-0		2-0-0		5-1-0
6-5-0		4-4-0	2-1-0		CONFERENCE		0-0-0		0-0-0		0-0-0
3-2-0		1-1-0	2-1-0		HOME		0-0-0		0-0-0		0-0-0
3-3-0		3-3-0	0-0-0		AWAY		0-0-0		0-0-0		0-0-0
0-0-0		0-0-0	0-0-0		NEUTRAL		0-0-0		0-0-0		0-0-0
RPI S	Opponent	Score	RPI S	Opponent	Score	RPI S	Opponent	Score	RPI S	Opponent	Score
3 N	UCLA	3 11	34 A	Arizona St.	8 0	74 H	Bradley	1 8	116 N	Utah	9 0
5 N	Washington	3 6	37 H	Georgia	8 7	86 N	New Mexico St.	15 0	148 N	Massachusetts	5 0
10 A	Alabama	8 14	37 H	Georgia	0 1	89 N	BYU	3 7	160 N	Villanova	7 0
10 A	Alabama	1 3	37 H	Georgia	7 3	92 N	Iowa	9 1	161 N	Kansas	12 0
10 A	Alabama	5 11	39 N	Oregon	1 6				161 N	Kansas	3 2
11 H	Tennessee	5 4	42 N	Oregon St.	3 4				193 N	Indiana St.	11 1
11 H	Tennessee	1 2	44 A	Louisville	3 5				241 N	IUPUI	8 9
17 A	Kentucky	10 8	48 N	Troy	6 0				241 N	IUPUI	11 3
17 A	Kentucky	11 8									
17 A	Kentucky	8 4									
LAST 10 GAMES											
11 H	Tennessee	1 2	74 H	Bradley	1 8						
11 H	Tennessee	5 4	37 H	Georgia	8 7						
17 A	Kentucky	8 4	37 H	Georgia	7 3						
17 A	Kentucky	11 8	37 H	Georgia	0 1						
17 A	Kentucky	10 8	10 A	Alabama	5 11						

Non-Div. I Games:

Missouri

Average RPI Win: 119		WON-LOST RECORD		WINNING PCT. RANK		LAST 10 GAMES		STRENGTH OF SCHEDULE		OPP. STRENGTH OF SCHEDULE		TEAM RPI		ADJ RPI		CONF. RPI		ADJ CONF. RPI	
DIV. I ONLY		20-10-0		.66667 51		7-3-0		32		45		33		.59687 33		4		4	
DIV. I NON-CONF.		15-9-0		.625 81		2-2-0		48		49		43		.57613 44		5		5	
TOTALS		RPI 1-25		RPI 26-50		W-L RECORDS		RPI 51-100		RPI 101-150		RPI 150+							
20-10-0		1-3-0		3-2-0		OVERALL		5-4-0		4-1-0		7-0-0							
3-0-0		0-0-0		3-0-0		HOME		0-0-0		0-0-0		0-0-0							
4-5-0		0-1-0		0-1-0		AWAY		2-3-0		0-0-0		2-0-0							
13-5-0		1-2-0		0-1-0		NEUTRAL		3-1-0		4-1-0		5-0-0							
15-9-0		1-3-0		0-2-0		NON-CONFERENCE		3-3-0		4-1-0		7-0-0							
0-0-0		0-0-0		0-0-0		HOME		0-0-0		0-0-0		0-0-0							
2-4-0		0-1-0		0-0-		AWAY		0-2-0		0-0-0		2-0-0							
13-5-0		1-2-0		0-1-0		NEUTRAL		3-1-0		4-1-0		5-0-0							
5-1-0		0-0-0		3-0-0		CONFERENCE		2-1-0		0-0-0		0-0-0							
3-0-0		0-0-0		3-0-0		HOME		0-0-0		0-0-0		0-0-0							
2-1-0		0-0-0		0-0-0		AWAY		2-1-0		0-0-0		0-0-0							
0-0-0		0-0-0		0-0-0		NEUTRAL		0-0-0		0-0-0		0-0-0							
RPI S	Opponent		Score		RPI S	Opponent		Score		RPI S	Opponent		Score		RPI S	Opponent		Score	
1 N	Florida St.		1	3	29 N	Notre Dame		2	3	58 N	Seattle U		0	3	102 N	Duke		6	0
4 N	LSU		2	7	35 A	UCF		2	3	58 N	Seattle U		6	4	116 N	Utah		10	2
5 A	Washington		0	3	38 H	Indiana		5	3	68 A	Grand Canyon		7	8	116 N	Utah		2	0
12 N	Ole Miss		4	2	38 H	Indiana		2	0	68 A	Grand Canyon		3	4	119 N	Weber St.		0	4
					38 H	Indiana		7	6	73 A	Maryland		15	3	150 N	Northern Ill.		3	2
										73 A	Maryland		10	1	176 N	Idaho St.		9	3
										73 A	Maryland		2	3	186 A	Portland St.		8	4
										80 N	North Florida		3	0	186 A	Portland St.		7	0
										86 N	New Mexico St.		5	1	192 N	Lehigh		2	0
															192 N	Lehigh		12	3
															214 N	George Mason		7	0
															251 N	Army West Point		4	0
					LAST 10 GAMES														
					186 A	Portland St.		7	0	38 H	Indiana		5	3					
					73 A	Maryland		15	3	38 H	Indiana		7	6					
					73 A	Maryland		10	1	68 A	Grand Canyon		3	4					
					73 A	Maryland		2	3	68 A	Grand Canyon		7	8					
					38 H	Indiana		2	0	192 N	Lehigh		12	3					

Non-Div. I Games:

Ohio St.

Average RPI Win: 128		WON-LOST RECORD		WINNING PCT. RANK		LAST 10 GAMES		STRENGTH OF SCHEDULE		OPP. STRENGTH OF SCHEDULE		TEAM RPI		ADJ RPI		CONF. RPI		ADJ CONF. RPI					
DIV. I ONLY		25-11-0		.69444		44		6-4-0		62		16		36		.59511		34		2		2	
DIV. I NON-CONF.		20-7-0		.74074		39		1-0-0		86		25		29		.5949		31		2		2	
TOTALS		RPI 1-25		RPI 26-50		W-L RECORDS		RPI 51-100		RPI 101-150		RPI 150+											
25-11-0		2-8-0		3-3-0		OVERALL		1-0-0		8-0-0		11-0-0											
21-7-0		2-4-0		2-3-0		HOME		1-0-0		7-0-0		9-0-0											
0-3-0		0-3-0		0-0-0		AWAY		0-0-0		0-0-0		0-0-0											
4-1-0		0-1-0		1-0-0		NEUTRAL		0-0-0		1-0-0		2-0-0											
20-7-0		2-5-0		1-2-0		NON-CONFERENCE		1-0-0		5-0-0		11-0-0											
16-6-0		2-4-0		0-2-0		HOME		1-0-0		4-0-0		9-0-0											
0-0-0		0-0-0		0-0-		AWAY		0-0-0		0-0-0		0-0-0											
4-1-0		0-1-0		1-0-0		NEUTRAL		0-0-0		1-0-0		2-0-0											
5-4-0		0-3-0		2-1-0		CONFERENCE		0-0-0		3-0-0		0-0-0											
5-1-0		0-0-0		2-1-0		HOME		0-0-0		3-0-0		0-0-0											
0-3-0		0-3-0		0-0-0		AWAY		0-0-0		0-0-0		0-0-0											
0-0-0		0-0-0		0-0-0		NEUTRAL		0-0-0		0-0-0		0-0-0											
RPI	S	Opponent		Score		RPI	S	Opponent		Score		RPI	S	Opponent		Score							
6	A	Arizona		0 8		32	H	Missouri		0 8		86	H	New Mexico St.		17 1							
6	A	Arizona		0 8		41	H	Wisconsin		1 5				108 N Nebraska		6 5							
6	A	Arizona		0 2		42	H	Oregon St.		12 4				110 H Illinois St.		9 6							
7	H	Texas		4 11		42	H	Oregon St.		1 5				113 H CSUN		8 2							
7	H	Texas		9 6		42	H	Oregon St.		18 2				116 H Utah		14 4							
9	H	Florida		2 7		42	H	Oregon St.		18 2				116 H Utah		13 0							
13	H	Oklahoma St.		0 2		43	N	Texas A&M		5 4				116 H Utah		18 17							
16	N	Texas Tech		0 8										119 H Weber St.		21 1							
18	H	James Madison		6 4										127 H Utah St.		10 2							
22	H	Michigan		6 7										159 H South Dakota		12 0							
														161 H Kansas		14 6							
														164 H Western Mich.		8 4							
														173 N Cal Poly		11 1							
														180 H Central Mich.		8 2							
														192 H Lehigh		4 1							
														192 H Lehigh		14 0							
														198 N Bethune-Cookman		4 1							
														202 H Princeton		20 5							
														202 H Princeton		14 5							
														205 H San Diego		12 3							
LAST 10 GAMES																							
						42	H	Oregon St.		18 2		116	H	Utah		14 4							
						6	A	Arizona		0 2		116	H	Utah		13 0							
						6	A	Arizona		0 8		42	H	Oregon St.		12 4							
						6	A	Arizona		0 8		42	H	Oregon St.		1 5							
						116	H	Utah		18 17		192	H	Lehigh		14 0							

Non-Div. I Games:

Arizona St.

Average RPI Win: 106		WON-LOST RECORD		WINNING PCT. RANK		LAST 10 GAMES		STRENGTH OF SCHEDULE		OPP. STRENGTH OF SCHEDULE		TEAM RPI		ADJ RPI		CONF. RPI		ADJ CONF. RPI	
DIV. I ONLY		22-9-0		.70968 41		6-4-0		96		27		40		.59364 36		4		4	
DIV. I NON-CONF.		19-6-0		.76 31		3-1-0		136		15		34		.59632 30		5		5	
TOTALS		RPI 1-25		RPI 26-50		W-L RECORDS		RPI 51-100		RPI 101-150		RPI 150+							
22-9-0		3-2-0		3-1-0		OVERALL		7-3-0		3-2-0		6-1-0							
5-2-0		0-0-0		2-1-0		HOME		0-0-0		0-0-0		3-1-0							
7-2-0		1-0-0		1-0-0		AWAY		4-0-0		1-2-0		0-0-0							
10-5-0		2-2-0		0-0-0		NEUTRAL		3-3-0		2-0-0		3-0-0							
19-6-0		3-2-0		1-0-0		NON-CONFERENCE		7-3-0		2-0-0		6-1-0							
3-1-0		0-0-0		0-0-0		HOME		0-0-0		0-0-0		3-1-0							
6-0-0		1-0-0		1-0-		AWAY		4-0-0		0-0-0		0-0-0							
10-5-0		2-2-0		0-0-0		NEUTRAL		3-3-0		2-0-0		3-0-0							
3-3-0		0-0-0		2-1-0		CONFERENCE		0-0-0		1-2-0		0-0-0							
2-1-0		0-0-0		2-1-0		HOME		0-0-0		0-0-0		0-0-0							
1-2-0		0-0-0		0-0-0		AWAY		0-0-0		1-2-0		0-0-0							
0-0-0		0-0-0		0-0-0		NEUTRAL		0-0-0		0-0-0		0-0-0							
RPI S	Opponent		Score		RPI S	Opponent		Score		RPI S	Opponent		Score		RPI S	Opponent		Score	
2 N	Oklahoma		1	11	41 H	Wisconsin		6	15	58 N	Seattle U		2	5	108 A	Nebraska		4	5
13 N	Oklahoma St.		7	4	41 H	Wisconsin		6	5	59 A	Georgia Tech		15	10	108 A	Nebraska		2	3
13 N	Oklahoma St.		6	10	41 H	Wisconsin		2	0	59 A	Georgia Tech		7	3	108 A	Nebraska		11	8
17 N	Kentucky		6	5	45 A	Houston		4	2	69 A	Loyola Marymount		5	2	137 N	Boston College		7	3
19 A	Tulsa		6	4						72 N	SFA		2	7	137 N	Boston College		12	3
										82 N	Sam Houston St.		6	10	173 N	Cal Poly		9	1
										94 A	South Alabama		11	2	173 N	Cal Poly		4	1
										97 N	UNI		10	9	193 H	Indiana St.		2	9
										100 N	Nicholls St.		5	3	193 H	Indiana St.		7	4
										100 N	Nicholls St.		8	2	201 H	Eastern Ill.		8	7
															224 N	UC Santa Barbara		11	2
															241 H	IUPUI		9	4
					LAST 10 GAMES														
					193 H	Indiana St.		7	4	108 A	Nebraska		11	8					
					193 H	Indiana St.		2	9	201 H	Eastern Ill.		8	7					
					137 N	Boston College		12	3	41 H	Wisconsin		6	5					
					108 A	Nebraska		4	5	41 H	Wisconsin		2	0					
					108 A	Nebraska		2	3	41 H	Wisconsin		6	15					

Non-Div. I Games:

Illinois

Average RPI Win: 146		WON-LOST	WINNING	LAST 10	STRENGTH OF		OPP. STRENGTH	TEAM	ADJ	CONF.	ADJ CONF.
Average RPI Loss: 28		RECORD	PCT. RANK	GAMES	SCHEDULE		OF SCHEDULE	RPI	RPI	RPI	RPI
DIV. I ONLY		28-10-0	.73684	29	4-6-0		79	42	34	.59337	37
DIV. I NON-CONF.		25-4-0	.86207	13	1-0-0		180	96	33	.58769	35
TOTALS		RPI 1-25	RPI 26-50		W-L RECORDS		RPI 51-100		RPI 101-150		RPI 150+
28-10-0		2-4-0	2-5-0		OVERALL		3-1-0		9-0-0		12-0-0
20-6-0		0-3-0	1-2-0		HOME		1-1-0		7-0-0		11-0-0
5-3-0		2-1-0	1-2-0		AWAY		2-0-0		0-0-0		0-0-0
3-1-0		0-0-0	0-1-0		NEUTRAL		0-0-0		2-0-0		1-0-0
25-4-0		0-0-0	1-3-0		NON-CONFERENCE		3-1-0		9-0-0		12-0-0
20-3-0		0-0-0	1-2-0		HOME		1-1-0		7-0-0		11-0-0
2-0-0		0-0-0	0-0-		AWAY		2-0-0		0-0-0		0-0-0
3-1-0		0-0-0	0-1-0		NEUTRAL		0-0-0		2-0-0		1-0-0
3-6-0		2-4-0	1-2-0		CONFERENCE		0-0-0		0-0-0		0-0-0
0-3-0		0-3-0	0-0-0		HOME		0-0-0		0-0-0		0-0-0
3-3-0		2-1-0	1-2-0		AWAY		0-0-0		0-0-0		0-0-0
0-0-0		0-0-0	0-0-0		NEUTRAL		0-0-0		0-0-0		0-0-0
RPI S	Opponent	Score	RPI S	Opponent	Score	RPI S	Opponent	Score	RPI S	Opponent	Score
4 H	LSU	4 11	28 H	Virginia Tech	6 7	59 A	Georgia Tech	16 4	122 N	St. John's (NY)	10 1
4 H	LSU	4 6	28 H	Virginia Tech	8 0	75 H	Elon	4 5	123 N	Virginia	15 7
4 H	LSU	4 7	32 A	Missouri	7 8	75 H	Elon	5 0	126 H	UAB	5 1
15 A	Auburn	7 6	32 A	Missouri	1 0	85 A	Fla. Atlantic	4 1	126 H	UAB	10 2
15 A	Auburn	3 2	32 A	Missouri	3 7				133 H	Belmont	8 1
15 A	Auburn	5 9	38 N	Indiana	4 6				133 H	Belmont	3 0
			47 H	North Carolina	1 3				146 H	Ga. Southern	5 1
									148 H	Massachusetts	4 0
									148 H	Massachusetts	8 0
									152 H	Winthrop	11 0
									152 H	Winthrop	11 0
									183 H	Western Ill.	9 0
									183 H	Western Ill.	6 0
									198 N	Bethune-Cookman	12 0
									212 H	Bowling Green	2 0
									212 H	Bowling Green	10 2
									247 H	Bryant	8 0
									254 H	Omaha	8 3
									254 H	Omaha	16 0
									259 H	Buffalo	14 1
									266 H	Presbyterian	7 1
			LAST 10 GAMES								
			75 H	Elon	5 0	15 A	Auburn	7 6			
			152 H	Winthrop	11 0	146 H	Ga. Southern	5 1			
			259 H	Buffalo	14 1	4 H	LSU	4 7			
			15 A	Auburn	5 9	4 H	LSU	4 6			
			15 A	Auburn	3 2	4 H	LSU	4 11			

Non-Div. I Games:

Georgia

Average RPI Win: 131		WON-LOST RECORD		WINNING PCT. RANK		LAST 10 GAMES		STRENGTH OF SCHEDULE		OPP. STRENGTH OF SCHEDULE		TEAM RPI		ADJ RPI		CONF. RPI		ADJ CONF. RPI	
DIV. I ONLY		28-10-0		.73684 29		5-5-0		101		60		38		.5898 38		4		4	
DIV. I NON-CONF.		25-6-0		.80645 22		2-1-0		96		73		27		.60353 26		5		5	
TOTALS		RPI 1-25		RPI 26-50		W-L RECORDS		RPI 51-100		RPI 101-150		RPI 150+							
28-10-0		1-1-0		2-4-0		OVERALL		7-3-0		8-1-0		10-1-0							
6-2-0		0-1-0		0-0-0		HOME		1-1-0		0-0-0		5-0-0							
6-5-0		1-0-0		0-4-0		AWAY		2-1-0		2-0-0		1-0-0							
16-3-0		0-0-0		2-0-0		NEUTRAL		4-1-0		6-1-0		4-1-0							
25-6-0		1-0-0		2-1-0		NON-CONFERENCE		7-3-0		8-1-0		7-1-0							
3-1-0		0-0-0		0-0-0		HOME		1-1-0		0-0-0		2-0-0							
6-2-0		1-0-0		0-0-		AWAY		2-1-0		2-0-0		1-0-0							
16-3-0		0-0-0		2-0-0		NEUTRAL		4-1-0		6-1-0		4-1-0							
3-4-0		0-1-0		0-3-0		CONFERENCE		0-0-0		0-0-0		3-0-0							
3-1-0		0-1-0		0-0-0		HOME		0-0-0		0-0-0		3-0-0							
0-3-0		0-0-0		0-3-0		AWAY		0-0-0		0-0-0		0-0-0							
0-0-0		0-0-0		0-0-0		NEUTRAL		0-0-0		0-0-0		0-0-0							
RPI S	Opponent		Score		RPI S	Opponent		Score		RPI S	Opponent		Score		RPI S	Opponent		Score	
4 A	LSU		7	3	30 N	South Fla.		3	2	72 N	SFA		0	1	102 A	Duke		3	0
14 H	Northwestern		0	5	33 A	Ohio St.		6	7	76 N	USC Upstate		2	0	102 A	Duke		3	1
					33 A	Ohio St.		0	2	76 N	USC Upstate		6	4	110 N	Illinois St.		0	3
					33 A	Ohio St.		3	5	79 H	Ohio		6	4	110 N	Illinois St.		2	0
					37 N	Georgia		6	4	79 H	Ohio		1	4	122 N	St. John's (NY)		11	0
					44 A	Louisville		2	5	83 A	FGCU		1	3	123 N	Virginia		9	1
										83 A	FGCU		2	0	132 N	Saint Joseph's		2	1
										85 A	Fla. Atlantic		4	1	149 N	Loyola Chicago		1	0
										96 N	Syracuse		5	1	149 N	Loyola Chicago		3	1
										96 N	Syracuse		6	5	158 N	Furman		1	5
															166 H	Michigan St.		15	2
															166 H	Michigan St.		13	8
															166 H	Michigan St.		6	3
															179 N	Seton Hall		6	2
															187 H	Toledo		9	6
															198 N	Bethune-Cookman		2	1
															199 A	Mercer		8	7
															203 H	Saint Francis (PA)		13	6
															270 N	Akron		8	1
															275 N	N.C. A&T		7	1
				LAST 10 GAMES															
				83 A	FGCU		2	0	33 A	Ohio St.		0	2						
				166 H	Michigan St.		15	2	33 A	Ohio St.		3	5						
				166 H	Michigan St.		6	3	33 A	Ohio St.		6	7						
				166 H	Michigan St.		13	8	79 H	Ohio		6	4						
				44 A	Louisville		2	5	203 H	Saint Francis (PA)		13	6						

Non-Div. I Games:

Indiana

Average RPI Win: 102		WON-LOST RECORD	WINNING PCT. RANK	LAST 10 GAMES	STRENGTH OF SCHEDULE	OPP. STRENGTH OF SCHEDULE	TEAM RPI	ADJ RPI	CONF. RPI	ADJ CONF. RPI	
Average RPI Loss: 24											
DIV. I ONLY		13-18-0	.41935 189	2-8-0	2	4	43	.58813 39	2	2	
DIV. I NON-CONF.		12-10-0	.54545 112	1-0-0	19	12	40	.5851 38	2	2	
<hr/>											
TOTALS		RPI 1-25	RPI 26-50		W-L RECORDS		RPI 51-100		RPI 101-150		RPI 150+
13-18-0		2-16-0	2-0-0		OVERALL		4-1-0		1-0-0		4-1-0
0-6-0		0-6-0	0-0-0		HOME		0-0-0		0-0-0		0-0-0
2-6-0		1-5-0	0-0-0		AWAY		0-1-0		0-0-0		1-0-0
11-6-0		1-5-0	2-0-0		NEUTRAL		4-0-0		1-0-0		3-1-0
12-10-0		1-8-0	2-0-0		NON-CONFERENCE		4-1-0		1-0-0		4-1-0
0-3-0		0-3-0	0-0-0		HOME		0-0-0		0-0-0		0-0-0
1-1-0		0-0-0	0-0-		AWAY		0-1-0		0-0-0		1-0-0
11-6-0		1-5-0	2-0-0		NEUTRAL		4-0-0		1-0-0		3-1-0
1-8-0		1-8-0	0-0-0		CONFERENCE		0-0-0		0-0-0		0-0-0
0-3-0		0-3-0	0-0-0		HOME		0-0-0		0-0-0		0-0-0
1-5-0		1-5-0	0-0-0		AWAY		0-0-0		0-0-0		0-0-0
0-0-0		0-0-0	0-0-0		NEUTRAL		0-0-0		0-0-0		0-0-0
RPI S	Opponent	Score		RPI S	Opponent	Score		RPI S	Opponent	Score	
4 N	LSU	8	5	32 N	Missouri	6	1	55 A	Cal St. Fullerton	2	3
5 H	Washington	2	14	43 N	Texas A&M	7	5	58 N	Seattle U	8	6
5 H	Washington	3	6					74 N	Bradley	13	3
5 H	Washington	0	8					85 N	Fla. Atlantic	2	0
6 A	Arizona	0	8					86 N	New Mexico St.	3	1
6 A	Arizona	0	8								
6 A	Arizona	3	8								
9 N	Florida	1	2								
13 H	Oklahoma St.	6	7								
13 H	Oklahoma St.	0	3								
13 H	Oklahoma St.	6	9								
15 N	Auburn	0	8								
16 N	Texas Tech	0	5								
17 N	Kentucky	3	12								
18 N	James Madison	1	9								
20 A	Stanford	6	8								
20 A	Stanford	7	2								
20 A	Stanford	6	7								
				LAST 10 GAMES							
				13 H	Oklahoma St.	6	9	5	H Washington	0	8
				20 A	Stanford	6	7	5	H Washington	2	14
				20 A	Stanford	7	2	5	H Washington	3	6
				20 A	Stanford	6	8	6	A Arizona	3	8
				178 A	Pacific	5	0	6	A Arizona	0	8

Non-Div. I Games:

Oregon

Average RPI Win: 139		WON-LOST	WINNING	LAST 10	STRENGTH OF	OPP. STRENGTH	TEAM	ADJ	CONF.	ADJ CONF.				
Average RPI Loss: 106		RECORD	PCT. RANK	GAMES	SCHEDULE	OF SCHEDULE	RPI	RPI	RPI	RPI				
DIV. I ONLY		25-7-0	.78125	21	8-2-0	115	121	37	.58782	40	7	7		
DIV. I NON-CONF.		19-5-0	.79167	24	2-0-0	147	183	42	.57776	43	7	7		
<hr/>														
TOTALS		RPI 1-25	RPI 26-50		W-L RECORDS		RPI 51-100		RPI 101-150		RPI 150+			
25-7-0		4-1-0	0-0-0		OVERALL		1-2-0		10-3-0		10-1-0			
12-2-0		2-1-0	0-0-0		HOME		1-1-0		1-0-0		8-0-0			
7-2-0		2-0-0	0-0-0		AWAY		0-0-0		5-2-0		0-0-0			
6-3-0		0-0-0	0-0-0		NEUTRAL		0-1-0		4-1-0		2-1-0			
<hr/>														
19-5-0		2-0-0	0-0-0		NON-CONFERENCE		1-2-0		6-2-0		10-1-0			
10-1-0		0-0-0	0-0-0		HOME		1-1-0		1-0-0		8-0-0			
3-1-0		2-0-0	0-0-		AWAY		0-0-0		1-1-0		0-0-0			
6-3-0		0-0-0	0-0-0		NEUTRAL		0-1-0		4-1-0		2-1-0			
<hr/>														
6-2-0		2-1-0	0-0-0		CONFERENCE		0-0-0		4-1-0		0-0-0			
2-1-0		2-1-0	0-0-0		HOME		0-0-0		0-0-0		0-0-0			
4-1-0		0-0-0	0-0-0		AWAY		0-0-0		4-1-0		0-0-0			
0-0-0		0-0-0	0-0-0		NEUTRAL		0-0-0		0-0-0		0-0-0			
<hr/>														
RPI	S	Opponent	Score		RPI	S	Opponent	Score		RPI	S	Opponent	Score	
20	A	Stanford	4	1						107	A	Coastal Caro.	1	2
20	A	Stanford	1	0						107	A	Coastal Caro.	10	1
25	H	Boise St.	2	11						114	A	San Diego St.	7	2
25	H	Boise St.	1	0						114	A	San Diego St.	5	4
25	H	Boise St.	8	1						114	A	San Diego St.	4	3
										115	N	Austin Peay	3	1
										119	H	Weber St.	10	4
										127	A	Utah St.	12	0
										127	A	Utah St.	3	4
										131	N	UC Riverside	6	1
										134	N	UMass Lowell	0	1
										135	N	Bucknell	7	0
										135	N	Bucknell	7	0
										156	N	Radford	8	3
										179	H	Seton Hall	7	6
										186	N	Portland St.	3	5
										186	N	Portland St.	9	0
										190	H	UTEP	5	2
										205	H	San Diego	11	0
										221	H	North Dakota	10	1
										225	H	Utah Valley	2	0
										225	H	Utah Valley	8	0
										235	H	Georgetown	9	2
										281	H	Southern Utah	11	3
<hr/>														
LAST 10 GAMES					LAST 10 GAMES					LAST 10 GAMES				
127	A	Utah St.	12	0	114	A	San Diego St.	5	4	225	H	Utah Valley	8	0
127	A	Utah St.	3	4	25	H	Boise St.	1	0	235	H	Georgetown	9	2
225	H	Utah Valley	8	0	25	H	Boise St.	2	11	281	H	Southern Utah	11	3
114	A	San Diego St.	4	3	25	H	Boise St.	8	1					
114	A	San Diego St.	7	2	20	A	Stanford	4	1					

Non-Div. I Games:

UNLV

Average RPI Win:	156	WON-LOST RECORD	WINNING PCT. RANK	LAST 10 GAMES	STRENGTH OF SCHEDULE	OPP. STRENGTH OF SCHEDULE	TEAM RPI	ADJ RPI	CONF. RPI	ADJ CONF. RPI					
Average RPI Loss:	25														
DIV. I ONLY		27-5-0	.84375	8	8-2-0	192	50	39	.58777	41	4	4			
DIV. I NON-CONF.		23-3-0	.88462	9	4-0-0	255	31	41	.58124	40	5	5			
<hr/>															
TOTALS	RPI 1-25	RPI 26-50		W-L RECORDS		RPI 51-100		RPI 101-150		RPI 150+					
27-5-0	1-2-0	2-3-0		OVERALL		4-0-0		1-0-0		19-0-0					
2-0-0	0-0-0	0-0-0		HOME		2-0-0		0-0-0		0-0-0					
10-3-0	0-0-0	2-3-0		AWAY		2-0-0		0-0-0		6-0-0					
15-2-0	1-2-0	0-0-0		NEUTRAL		0-0-0		1-0-0		13-0-0					
23-3-0	1-2-0	1-1-0		NON-CONFERENCE		4-0-0		1-0-0		16-0-0					
2-0-0	0-0-0	0-0-0		HOME		2-0-0		0-0-0		0-0-0					
6-1-0	0-0-0	1-0-		AWAY		2-0-0		0-0-0		3-0-0					
15-2-0	1-2-0	0-0-0		NEUTRAL		0-0-0		1-0-0		13-0-0					
4-2-0	0-0-0	1-2-0		CONFERENCE		0-0-0		0-0-0		3-0-0					
0-0-0	0-0-0	0-0-0		HOME		0-0-0		0-0-0		0-0-0					
4-2-0	0-0-0	1-2-0		AWAY		0-0-0		0-0-0		3-0-0					
0-0-0	0-0-0	0-0-0		NEUTRAL		0-0-0		0-0-0		0-0-0					
RPI	S	Opponent	Score	RPI	S	Opponent	Score	RPI	S	Opponent	Score	RPI	S	Opponent	Score
7	N	Texas	1 5	30	A	South Fla.	1 7	61	A	NC State	3 1	148	N	Massachusetts	8 0
7	N	Texas	3 1	34	A	Arizona St.	5 1	61	A	NC State	6 3	154	A	Penn St.	3 2
16	N	Texas Tech	3 8	36	A	Illinois	0 2	97	H	UNI	6 1	154	A	Penn St.	13 0
				36	A	Illinois	5 6	97	H	UNI	11 2	154	A	Penn St.	12 3
				36	A	Illinois	15 6					158	N	Furman	4 1
												160	N	Villanova	13 1
												165	N	Lamar University	8 0
												165	N	Lamar University	8 0
												180	N	Central Mich.	2 0
												189	N	Pittsburgh	8 0
												189	N	Pittsburgh	8 0
												202	N	Princeton	11 2
												202	N	Princeton	4 1
												213	N	Texas Southern	4 0
												213	N	Texas Southern	8 3
												220	A	A&M-Corpus Christi	9 0
												220	A	A&M-Corpus Christi	3 2
												220	A	A&M-Corpus Christi	9 1
												254	N	Omaha	9 1
												254	N	Omaha	15 0
				LAST 10 GAMES											
				61	A	NC State	3 1	97	H	UNI	6 1				
				97	H	UNI	11 2	36	A	Illinois	5 6				
				154	A	Penn St.	12 3	36	A	Illinois	0 2				
				154	A	Penn St.	3 2	36	A	Illinois	15 6				
				154	A	Penn St.	13 0	160	N	Villanova	13 1				

Non-Div. I Games:

Wisconsin

Average RPI Win: 129		WON-LOST	WINNING	LAST 10	STRENGTH OF		OPP. STRENGTH	TEAM	ADJ		CONF.	ADJ CONF.		
Average RPI Loss: 27		RECORD	PCT. RANK	GAMES	SCHEDULE		OF SCHEDULE	RPI	RPI		RPI	RPI		
DIV. I ONLY		17-13-0	.56667	104	2-8-0		22	20	42	.58402	42	2	2	
DIV. I NON-CONF.		16-5-0	.7619	30	1-0-0		100	47	31	.59164	33	2	2	
TOTALS		RPI 1-25	RPI 26-50		W-L RECORDS		RPI 51-100		RPI 101-150		RPI 150+			
17-13-0		0-9-0	2-2-0		OVERALL		4-1-0		4-1-0		7-0-0			
0-3-0		0-3-0	0-0-0		HOME		0-0-0		0-0-0		0-0-0			
5-7-0		0-4-0	1-2-0		AWAY		2-1-0		0-0-0		2-0-0			
12-3-0		0-2-0	1-0-0		NEUTRAL		2-0-0		4-1-0		5-0-0			
16-5-0		0-3-0	1-0-0		NON-CONFERENCE		4-1-0		4-1-0		7-0-0			
0-0-0		0-0-0	0-0-0		HOME		0-0-0		0-0-0		0-0-0			
4-2-0		0-1-0	0-0-		AWAY		2-1-0		0-0-0		2-0-0			
12-3-0		0-2-0	1-0-0		NEUTRAL		2-0-0		4-1-0		5-0-0			
1-8-0		0-6-0	1-2-0		CONFERENCE		0-0-0		0-0-0		0-0-0			
0-3-0		0-3-0	0-0-0		HOME		0-0-0		0-0-0		0-0-0			
1-5-0		0-3-0	1-2-0		AWAY		0-0-0		0-0-0		0-0-0			
0-0-0		0-0-0	0-0-0		NEUTRAL		0-0-0		0-0-0		0-0-0			
RPI	S	Opponent	Score		RPI	S	Opponent	Score		RPI	S	Opponent	Score	
2	A	Oklahoma	0	3	32	N	Missouri	4	3	56	N	Fresno St.	5	0
5	A	Washington	0	8	34	A	Arizona St.	2	18	58	N	Seattle U	6	4
5	A	Washington	2	5	34	A	Arizona St.	4	12	69	A	Loyola Marymount	6	2
5	A	Washington	0	5	34	A	Arizona St.	5	1	77	A	Long Beach St.	4	2
6	H	Arizona	0	4						77	A	Long Beach St.	4	6
6	H	Arizona	1	9										
6	H	Arizona	4	11										
12	N	Ole Miss	0	2										
21	N	Louisiana	0	8										
LAST 10 GAMES														
34	A	Arizona St.	2	18	6	H	Arizona	0	4					
178	A	Pacific	12	3	6	H	Arizona	4	11					
5	A	Washington	0	8	6	H	Arizona	1	9					
5	A	Washington	0	5	34	A	Arizona St.	4	12					
5	A	Washington	2	5	34	A	Arizona St.	5	1					

Non-Div. I Games:

Oregon St.

Average RPI Win:	130	WON-LOST RECORD	WINNING PCT. RANK	LAST 10 GAMES	STRENGTH OF SCHEDULE	OPP. STRENGTH OF SCHEDULE	TEAM RPI	ADJ RPI	CONF. RPI	ADJ CONF. RPI					
DIV. I ONLY		22-13-0	.62857	70	6-4-0	41	26	41	.58293	43	1	1			
DIV. I NON-CONF.		20-6-0	.76923	29	5-0-0	198	54	49	.56312	51	1	1			
<hr/>															
TOTALS	RPI 1-25	RPI 26-50		W-L RECORDS		RPI 51-100		RPI 101-150		RPI 150+					
22-13-0	2-7-0	1-3-0		OVERALL		7-2-0		2-1-0		10-0-0					
21-7-0	2-4-0	1-0-0		HOME		7-2-0		2-1-0		9-0-0					
0-4-0	0-3-0	0-1-0		AWAY		0-0-0		0-0-0		0-0-0					
1-2-0	0-0-0	0-2-0		NEUTRAL		0-0-0		0-0-0		1-0-0					
20-6-0	0-0-0	1-3-0		NON-CONFERENCE		7-2-0		2-1-0		10-0-0					
19-3-0	0-0-0	1-0-0		HOME		7-2-0		2-1-0		9-0-0					
0-1-0	0-0-0	0-0-		AWAY		0-0-0		0-0-0		0-0-0					
1-2-0	0-0-0	0-2-0		NEUTRAL		0-0-0		0-0-0		1-0-0					
2-7-0	2-7-0	0-0-0		CONFERENCE		0-0-0		0-0-0		0-0-0					
2-4-0	2-4-0	0-0-0		HOME		0-0-0		0-0-0		0-0-0					
0-3-0	0-3-0	0-0-0		AWAY		0-0-0		0-0-0		0-0-0					
0-0-0	0-0-0	0-0-0		NEUTRAL		0-0-0		0-0-0		0-0-0					
<hr/>															
RPI	S	Opponent	Score	RPI	S	Opponent	Score	RPI	S	Opponent	Score	RPI	S	Opponent	Score
4	H	LSU	6 5	34	N	Arizona St.	4 5	62	H	Liberty	2 4	105	H	McNeese	1 3
4	H	LSU	3 17	39	N	Oregon	5 7	62	H	Liberty	1 0	105	H	McNeese	2 1
4	H	LSU	0 7	45	A	Houston	3 9	63	H	North Texas	2 10	112	H	Rutgers	7 6
10	H	Alabama	1 11	49	H	Longwood	4 1	72	H	SFA	2 0	165	H	Lamar University	10 7
10	H	Alabama	3 13					82	H	Sam Houston St.	4 3	165	H	Lamar University	9 1
10	H	Alabama	4 3					82	H	Sam Houston St.	5 4	173	N	Cal Poly	4 2
15	A	Auburn	4 12					89	H	BYU	4 0	184	H	Prairie View	8 0
15	A	Auburn	6 7					89	H	BYU	3 2	209	H	California Baptist	15 0
15	A	Auburn	1 8					99	H	UT Arlington	1 0	209	H	California Baptist	9 1
												220	H	A&M-Corpus Christi	7 1
												220	H	A&M-Corpus Christi	8 0
												227	H	Northern Colo.	18 2
												227	H	Northern Colo.	9 1
<hr/>															
LAST 10 GAMES															
				82	H	Sam Houston St.	5 4	89	H	BYU	3 2				
				220	H	A&M-Corpus Christi	7 1	10	H	Alabama	4 3				
				165	H	Lamar University	10 7	10	H	Alabama	1 11				
				165	H	Lamar University	9 1	10	H	Alabama	3 13				
				89	H	BYU	4 0	72	H	SFA	2 0				

Non-Div. I Games:

Texas A&M

Average RPI Win:	134	WON-LOST RECORD	WINNING PCT. RANK	LAST 10 GAMES	STRENGTH OF SCHEDULE	OPP. STRENGTH OF SCHEDULE	TEAM RPI	ADJ RPI	CONF. RPI	ADJ CONF. RPI		
DIV. I ONLY		22-12-0	.64706	63	5-5-0	65	38	44	.5789	44	5	5
DIV. I NON-CONF.		18-7-0	.72	45	1-0-0	123	38	44	.57855	42	4	4
<hr/>												
TOTALS	RPI 1-25	RPI 26-50		W-L RECORDS		RPI 51-100		RPI 101-150		RPI 150+		
22-12-0	1-6-0	4-4-0		OVERALL		5-1-0		1-0-0		11-1-0		
9-1-0	0-0-0	2-0-0		HOME		2-1-0		0-0-0		5-0-0		
3-6-0	0-2-0	2-4-0		AWAY		1-0-0		0-0-0		0-0-0		
10-5-0	1-4-0	0-0-0		NEUTRAL		2-0-0		1-0-0		6-1-0		
18-7-0	1-6-0	2-0-0		NON-CONFERENCE		3-0-0		1-0-0		11-1-0		
7-0-0	0-0-0	2-0-0		HOME		0-0-0		0-0-0		5-0-0		
1-2-0	0-2-0	0-0-		AWAY		1-0-0		0-0-0		0-0-0		
10-5-0	1-4-0	0-0-0		NEUTRAL		2-0-0		1-0-0		6-1-0		
4-5-0	0-0-0	2-4-0		CONFERENCE		2-1-0		0-0-0		0-0-0		
2-1-0	0-0-0	0-0-0		HOME		2-1-0		0-0-0		0-0-0		
2-4-0	0-0-0	2-4-0		AWAY		0-0-0		0-0-0		0-0-0		
0-0-0	0-0-0	0-0-0		NEUTRAL		0-0-0		0-0-0		0-0-0		
RPI	S	Opponent	Score	RPI	S	Opponent	Score	RPI	S	Opponent	Score	
11	A	Tennessee	3 5	28	A	Virginia Tech	7 5	55	A	Cal St. Fullerton	9 0	
14	N	Northwestern	0 1	28	A	Virginia Tech	5 13	74	N	Bradley	7 5	
14	N	Northwestern	8 9	28	A	Virginia Tech	1 10	74	N	Bradley	6 0	
14	N	Northwestern	2 4	29	A	Notre Dame	1 9	96	H	Syracuse	4 2	
15	A	Auburn	2 6	29	A	Notre Dame	1 9	96	H	Syracuse	8 0	
22	N	Michigan	0 6	29	A	Notre Dame	5 3	96	H	Syracuse	2 4	
22	N	Michigan	2 1	32	H	Missouri	5 3					
				38	H	Indiana	5 2					

Non-Div. I Games:

Louisville

Average RPI Win:	122	WON-LOST RECORD	WINNING PCT. RANK	LAST 10 GAMES	STRENGTH OF SCHEDULE	OPP. STRENGTH OF SCHEDULE	TEAM RPI	ADJ RPI	CONF. RPI	ADJ CONF. RPI				
DIV. I ONLY		24-12-0	.66667	51	6-4-0	78	69	46	.57664	45	6	6		
DIV. I NON-CONF.		22-8-0	.73333	40	4-0-0	102	69	38	.58401	39	6	6		
<hr/>														
TOTALS	RPI 1-25	RPI 26-50		W-L RECORDS		RPI 51-100		RPI 101-150		RPI 150+				
24-12-0	1-2-0	1-4-0		OVERALL		10-4-0		7-2-0		5-0-0				
16-9-0	1-2-0	1-4-0		HOME		5-3-0		6-0-0		3-0-0				
6-3-0	0-0-0	0-0-0		AWAY		5-1-0		1-2-0		0-0-0				
2-0-0	0-0-0	0-0-0		NEUTRAL		0-0-0		0-0-0		2-0-0				
22-8-0	1-2-0	1-1-0		NON-CONFERENCE		8-3-0		7-2-0		5-0-0				
16-6-0	1-2-0	1-1-0		HOME		5-3-0		6-0-0		3-0-0				
4-2-0	0-0-0	0-0-		AWAY		3-0-0		1-2-0		0-0-0				
2-0-0	0-0-0	0-0-0		NEUTRAL		0-0-0		0-0-0		2-0-0				
2-4-0	0-0-0	0-3-0		CONFERENCE		2-1-0		0-0-0		0-0-0				
0-3-0	0-0-0	0-3-0		HOME		0-0-0		0-0-0		0-0-0				
2-1-0	0-0-0	0-0-0		AWAY		2-1-0		0-0-0		0-0-0				
0-0-0	0-0-0	0-0-0		NEUTRAL		0-0-0		0-0-0		0-0-0				
RPI	S	Opponent	Score		RPI	S	Opponent	Score		RPI	S	Opponent	Score	
13	H	Oklahoma St.	1	5	30	H	South Fla.	2	4	55	A	Cal St. Fullerton	1	0
17	H	Kentucky	1	13	30	H	South Fla.	0	3	67	A	Baylor	2	0
17	H	Kentucky	4	3	30	H	South Fla.	0	3	67	A	Baylor	6	1
					36	H	Illinois	2	4	73	H	Maryland	2	4
					43	H	Texas A&M	9	3	73	H	Maryland	12	4
										78	H	Texas St.	10	0
										78	H	Texas St.	8	3
										82	H	Sam Houston St.	2	1
										90	A	Wichita St.	5	13
										90	A	Wichita St.	5	4
										90	A	Wichita St.	8	0
										98	H	DePaul	0	2
										98	H	DePaul	8	0
										100	H	Nicholls St.	0	2

Non-Div. I Games:

Houston

Average RPI Win: 150		WON-LOST	WINNING	LAST 10	STRENGTH OF		OPP. STRENGTH	TEAM	ADJ	CONF.	ADJ CONF.
Average RPI Loss: 58		RECORD	PCT. RANK	GAMES	SCHEDULE		OF SCHEDULE	RPI	RPI	RPI	RPI
DIV. I ONLY		26-9-0	.74286	25	148		68	48	.57372	46	9
DIV. I NON-CONF.		19-7-0	.73077	43	172		72	52	.5635	49	9
TOTALS		RPI 1-25	RPI 26-50		W-L RECORDS		RPI 51-100		RPI 101-150		RPI 150+
26-9-0		1-3-0	1-2-0		OVERALL		4-3-0		8-0-0		12-1-0
7-3-0		0-0-0	0-0-0		HOME		2-3-0		1-0-0		4-0-0
10-5-0		0-2-0	1-2-0		AWAY		0-0-0		7-0-0		2-1-0
9-1-0		1-1-0	0-0-0		NEUTRAL		2-0-0		0-0-0		6-0-0
19-7-0		1-3-0	1-2-0		NON-CONFERENCE		3-1-0		2-0-0		12-1-0
6-1-0		0-0-0	0-0-0		HOME		1-1-0		1-0-0		4-0-0
4-5-0		0-2-0	1-0-		AWAY		0-0-0		1-0-0		2-1-0
9-1-0		1-1-0	0-0-0		NEUTRAL		2-0-0		0-0-0		6-0-0
7-2-0		0-0-0	0-0-0		CONFERENCE		1-2-0		6-0-0		0-0-0
1-2-0		0-0-0	0-0-0		HOME		1-2-0		0-0-0		0-0-0
6-0-0		0-0-0	0-0-0		AWAY		0-0-0		6-0-0		0-0-0
0-0-0		0-0-0	0-0-0		NEUTRAL		0-0-0		0-0-0		0-0-0
RPI S	Opponent	Score	RPI S	Opponent	Score	RPI S	Opponent	Score	RPI S	Opponent	Score
1 N	Florida St.	0 4	35 A	UCF	2 5	57 N	Missouri St.	8 4	111 A	UTSA	13 7
15 N	Auburn	2 1	35 A	UCF	2 5	63 H	North Texas	4 2	111 A	UTSA	11 2
24 A	Mississippi St.	4 5	35 A	UCF	3 0	63 H	North Texas	2 5	111 A	UTSA	13 1
24 A	Mississippi St.	4 7				63 H	North Texas	9 10	126 A	UAB	6 2
						70 H	Southeast Mo. St.	11 3	126 A	UAB	7 4
						90 H	Wichita St.	3 13	126 A	UAB	8 4
						94 N	South Alabama	2 0	141 A	Northwestern St.	11 3
									142 H	Southeastern La.	7 4
									153 N	Florida A&M	9 1
									154 N	Penn St.	6 0
									165 H	Lamar University	3 0
									185 A	Stetson	2 3
									185 A	Stetson	8 0
									187 N	Toledo	8 0
									210 A	La.-Monroe	10 5
									223 N	Tennessee St.	5 4
									226 H	Abilene Christian	7 4
									244 N	Dartmouth	8 0
									265 H	Fairleigh Dickinson	7 5
									283 H	Mississippi Val.	15 0
									283 N	Mississippi Val.	6 3
			LAST 10 GAMES								
			165 H	Lamar University	3 0	111 A	UTSA	11 2			
			126 A	UAB	7 4	111 A	UTSA	13 1			
			111 A	UTSA	13 7	210 A	La.-Monroe	10 5			
			63 H	North Texas	4 2	63 H	North Texas	2 5			
			185 A	Stetson	8 0	63 H	North Texas	9 10			

Non-Div. I Games:

Louisiana Tech

Average RPI Win:		97	WON-LOST RECORD		WINNING PCT. RANK		LAST 10 GAMES		STRENGTH OF SCHEDULE		OPP. STRENGTH OF SCHEDULE		TEAM RPI		ADJ RPI		CONF. RPI		ADJ CONF. RPI	
DIV. I ONLY			19-13-0		.59375 89		6-4-0		93		7		53		.57251 47		5		5	
DIV. I NON-CONF.			11-9-0		.55 110		1-1-0		12		3		30		.60257 28		4		4	
TOTALS		RPI 1-25		RPI 26-50		W-L RECORDS		RPI 51-100		RPI 101-150		RPI 150+								
19-13-0		3-5-0		2-0-0		OVERALL		4-5-0		7-1-0		3-2-0								
10-5-0		3-2-0		0-0-0		HOME		3-2-0		3-0-0		1-1-0								
6-2-0		0-0-0		1-0-0		AWAY		0-0-0		3-1-0		2-1-0								
3-6-0		0-3-0		1-0-0		NEUTRAL		1-3-0		1-0-0		0-0-0								
11-9-0		3-5-0		2-0-0		NON-CONFERENCE		3-3-0		2-0-0		1-1-0								
6-3-0		3-2-0		0-0-0		HOME		2-0-0		0-0-0		1-1-0								
2-0-0		0-0-0		1-0-		AWAY		0-0-0		1-0-0		0-0-0								
3-6-0		0-3-0		1-0-0		NEUTRAL		1-3-0		1-0-0		0-0-0								
8-4-0		0-0-0		0-0-0		CONFERENCE		1-2-0		5-1-0		2-1-0								
4-2-0		0-0-0		0-0-0		HOME		1-2-0		3-0-0		0-0-0								
4-2-0		0-0-0		0-0-0		AWAY		0-0-0		2-1-0		2-1-0								
0-0-0		0-0-0		0-0-0		NEUTRAL		0-0-0		0-0-0		0-0-0								
RPI	S	Opponent		Score		RPI	S	Opponent		Score		RPI	S	Opponent		Score				
5	N	Washington		1	9	26	N	South Carolina		4	0	59	H	Georgia Tech		5	13			
11	H	Tennessee		0	2	37	A	Georgia		3	1	59	H	Georgia Tech		4	1			
13	N	Oklahoma St.		5	7							59	H	Georgia Tech		2	3			
14	H	Northwestern		3	9							67	N	Baylor		9	10			
14	H	Northwestern		5	0							73	H	Maryland		11	5			
17	N	Kentucky		0	1							77	N	Long Beach St.		4	8			
22	H	Michigan		8	3							85	H	Fla. Atlantic		6	2			
22	H	Michigan		4	2							86	N	New Mexico St.		2	6			
												89	N	BYU		5	4			
												102	A	Duke		1	2			
												102	A	Duke		4	2			
												102	A	Duke		8	1			
												116	N	Utah		7	2			
												121	A	East Carolina		5	0			
												137	H	Boston College		9	1			
												137	H	Boston College		8	0			
												137	H	Boston College		2	0			
												157	H	George Washington		0	7			
												188	H	Charlotte		9	0			
												189	A	Pittsburgh		6	2			
												189	A	Pittsburgh		11	5			
												189	A	Pittsburgh		5	14			
LAST 10 GAMES																				
189 A Pittsburgh						5	14	121 A East Carolina						5	0					
189 A Pittsburgh						6	2	59 H Georgia Tech						2	3					
22 H Michigan						4	2	59 H Georgia Tech						5	13					
14 H Northwestern						3	9	59 H Georgia Tech						4	1					
189 A Pittsburgh						11	5	11 H Tennessee						0	2					

Non-Div. I Games:

North Carolina

Average RPI Win:		151	WON-LOST		WINNING		LAST 10		STRENGTH OF		OPP. STRENGTH		TEAM		ADJ		CONF.		ADJ CONF.				
Average RPI Loss:		47	RECORD		PCT. RANK		GAMES		SCHEDULE		OF SCHEDULE		RPI		RPI		RPI		RPI				
DIV. I ONLY			25-13-0		.65789 56		7-3-0		61		78		45		.57033 48		8		8				
DIV. I NON-CONF.			17-9-0		.65385 69		1-1-0		77		60		45		.56409 47		8		8				
TOTALS		RPI 1-25		RPI 26-50		W-L RECORDS		RPI 51-100		RPI 101-150		RPI 150+											
25-13-0		0-7-0		0-2-0		OVERALL		5-2-0		8-1-0		12-1-0											
9-5-0		0-2-0		0-0-0		HOME		5-1-0		2-1-0		2-1-0											
5-5-0		0-5-0		0-0-0		AWAY		0-0-0		3-0-0		2-0-0											
11-3-0		0-0-0		0-2-0		NEUTRAL		0-1-0		3-0-0		8-0-0											
17-9-0		0-4-0		0-2-0		NON-CONFERENCE		2-2-0		5-1-0		10-0-0											
4-4-0		0-2-0		0-0-0		HOME		2-1-0		2-1-0		0-0-0											
2-2-0		0-2-0		0-0-		AWAY		0-0-0		0-0-0		2-0-0											
11-3-0		0-0-0		0-2-0		NEUTRAL		0-1-0		3-0-0		8-0-0											
8-4-0		0-3-0		0-0-0		CONFERENCE		3-0-0		3-0-0		2-1-0											
5-1-0		0-0-0		0-0-0		HOME		3-0-0		0-0-0		2-1-0											
3-3-0		0-3-0		0-0-0		AWAY		0-0-0		3-0-0		0-0-0											
0-0-0		0-0-0		0-0-0		NEUTRAL		0-0-0		0-0-0		0-0-0											
RPI	S	Opponent		Score		RPI	S	Opponent		Score		RPI	S	Opponent		Score		RPI	S	Opponent		Score	
4	A	LSU		0	11	26	N	South Carolina		2	10	54	N	North Dakota St.		2	3	104	H	North Ala.		2	0
10	H	Alabama		0	8	32	N	Missouri		0	6	59	H	Georgia Tech		1	5	107	A	Coastal Caro.		10	4
10	H	Alabama		1	7							73	H	Maryland		4	3	107	A	Coastal Caro.		5	3
15	A	Auburn		1	3							73	H	Maryland		10	1	107	A	Coastal Caro.		11	3
21	A	Louisiana		0	8							99	H	UT Arlington		7	4	130	H	Samford		3	5
21	A	Louisiana		1	9							99	H	UT Arlington		2	1	132	N	Saint Joseph's		7	4
21	A	Louisiana		0	8							99	H	UT Arlington		2	0	138	N	LIU Brooklyn		9	1
																		140	H	Murray St.		2	1
																		148	N	Massachusetts		5	1
																		153	A	Florida A&M		3	2
																		153	A	Florida A&M		8	2
																		158	N	Furman		9	0
																		160	N	Villanova		6	1
																		185	N	Stetson		14	0
																		201	N	Eastern Ill.		4	3
																		201	N	Eastern Ill.		3	0
																		206	N	Binghamton		6	3
																		210	H	La.-Monroe		8	0
																		210	H	La.-Monroe		1	4
																		210	H	La.-Monroe		6	1
																		238	N	Penn		8	3
																		272	N	Incarnate Word		9	0
LAST 10 GAMES																							
						99	H	UT Arlington		7	4	99	H	UT Arlington		2	1						
						210	H	La.-Monroe		1	4	104	H	North Ala.		2	0						
						210	H	La.-Monroe		8	0	107	A	Coastal Caro.		5	3						
						153	A	Florida A&M		8	2	107	A	Coastal Caro.		10	4						
						99	H	UT Arlington		2	0	107	A	Coastal Caro.		11	3						

Non-Div. I Games:

Troy

Average RPI Win:		152	WON-LOST		WINNING		LAST 10		STRENGTH OF		OPP. STRENGTH		TEAM		ADJ		CONF.		ADJ CONF.	
Average RPI Loss:		75	RECORD		PCT. RANK		GAMES		SCHEDULE		OF SCHEDULE		RPI		RPI		RPI		RPI	
DIV. I ONLY			21-11-0		.65625		58		7-3-0		57		113		47		.57021		49	
DIV. I NON-CONF.			13-10-0		.56522		104		1-2-0		83		88		79		.54038		81	
TOTALS		RPI 1-25		RPI 26-50		W-L RECORDS		RPI 51-100		RPI 101-150		RPI 150+								
21-11-0		0-4-0		0-1-0		OVERALL		7-3-0		4-1-0		10-2-0								
10-3-0		0-2-0		0-0-0		HOME		4-0-0		4-1-0		2-0-0								
3-7-0		0-2-0		0-1-0		AWAY		1-2-0		0-0-0		2-2-0								
8-1-0		0-0-0		0-0-0		NEUTRAL		2-1-0		0-0-0		6-0-0								
13-10-0		0-4-0		0-1-0		NON-CONFERENCE		4-3-0		1-1-0		8-1-0								
4-3-0		0-2-0		0-0-0		HOME		1-0-0		1-1-0		2-0-0								
1-6-0		0-2-0		0-0-		AWAY		1-2-0		0-0-0		0-1-0								
8-1-0		0-0-0		0-0-0		NEUTRAL		2-1-0		0-0-0		6-0-0								
8-1-0		0-0-0		0-0-0		CONFERENCE		3-0-0		3-0-0		2-1-0								
6-0-0		0-0-0		0-0-0		HOME		3-0-0		3-0-0		0-0-0								
2-1-0		0-0-0		0-0-0		AWAY		0-0-0		0-0-0		2-1-0								
0-0-0		0-0-0		0-0-0		NEUTRAL		0-0-0		0-0-0		0-0-0								
RPI	S	Opponent		Score		RPI	S	Opponent		Score		RPI	S	Opponent		Score				
7	A	Texas		0	8	43	A	Texas A&M		1	4	65	A	UNC Greensboro		2	0			
7	A	Texas		1	9							65	A	UNC Greensboro		3	4			
18	H	James Madison		1	14							71	N	Eastern Ky.		6	2			
18	H	James Madison		2	10							71	N	Eastern Ky.		10	1			
												75	A	Elon		2	5			
												76	H	USC Upstate		2	1			
												76	H	USC Upstate		6	5			
												76	H	USC Upstate		9	5			
												88	H	Marshall		13	1			
												95	N	Appalachian St.		3	6			
														East Carolina		3	2			
														East Carolina		7	8			
														Campbell		6	5			
														Campbell		4	2			
														Campbell		11	10			
														Winthrop		1	3			
														Winthrop		4	2			
														Winthrop		6	4			
														Lamar University		6	3			
														Lamar University		9	1			
														A&M-Corpus Christi		4	6			
														A&M-Corpus Christi		9	0			
														Norfolk St.		6	4			
														Robert Morris		4	1			
														Robert Morris		2	0			
														Iona		10	1			
														Northern Ky.		6	1			
LAST 10 GAMES																				
						76	H	USC Upstate		2	1	165	N	Lamar University		9	1			
						152	A	Winthrop		6	4	165	N	Lamar University		6	3			
						121	H	East Carolina		3	2	253	H	Robert Morris		4	1			
						121	H	East Carolina		7	8	253	N	Robert Morris		2	0			
						220	N	A&M-Corpus Christi		9	0	18	H	James Madison		2	10			

Non-Div. I Games:

Longwood

Non-Div. I Games:

Lipscomb

Average RPI Win:		138	WON-LOST RECORD		WINNING PCT. RANK		LAST 10 GAMES		STRENGTH OF SCHEDULE		OPP. STRENGTH OF SCHEDULE		TEAM RPI		ADJ RPI		CONF. RPI		ADJ CONF. RPI					
DIV. I ONLY			18-9-0		.66667		51		7-3-0		97		98		51		.56616		51		11		11	
DIV. I NON-CONF.			13-6-0		.68421		56		2-0-0		129		151		57		.5573		55		10		10	
TOTALS		RPI 1-25		RPI 26-50				W-L RECORDS				RPI 51-100				RPI 101-150				RPI 150+				
18-9-0		1-1-0		1-2-0				OVERALL				6-3-0				0-2-0				10-1-0				
10-6-0		0-0-0		1-2-0				HOME				3-2-0				0-1-0				6-1-0				
0-1-0		0-0-0		0-0-0				AWAY				0-0-0				0-1-0				0-0-0				
8-2-0		1-1-0		0-0-0				NEUTRAL				3-1-0				0-0-0				4-0-0				
13-6-0		1-1-0		0-0-0				NON-CONFERENCE				5-2-0				0-2-0				7-1-0				
5-3-0		0-0-0		0-0-0				HOME				2-1-0				0-1-0				3-1-0				
0-1-0		0-0-0		0-0-				AWAY				0-0-0				0-1-0				0-0-0				
8-2-0		1-1-0		0-0-0				NEUTRAL				3-1-0				0-0-0				4-0-0				
5-3-0		0-0-0		1-2-0				CONFERENCE				1-1-0				0-0-0				3-0-0				
5-3-0		0-0-0		1-2-0				HOME				1-1-0				0-0-0				3-0-0				
0-0-0		0-0-0		0-0-0				AWAY				0-0-0				0-0-0				0-0-0				
0-0-0		0-0-0		0-0-0				NEUTRAL				0-0-0				0-0-0				0-0-0				
RPI	S	Opponent		Score		RPI	S	Opponent		Score		RPI	S	Opponent		Score		RPI	S	Opponent		Score		
17	N	Kentucky		5	6	27	H	Drake		0	6	53	N	San Jose St.		6	1	140	H	Murray St.		3	5	
24	N	Mississippi St.		4	1	27	H	Drake		1	0	54	N	North Dakota St.		10	9	142	A	Southeastern La.		3	4	
						27	H	Drake		4	6	57	H	Missouri St.		3	5	163	N	Sacramento St.		6	1	
												57	H	Missouri St.		11	2	168	H	UT Martin		11	2	
												79	H	Ohio		3	0	174	H	Valparaiso		5	3	
												79	H	Ohio		2	1	174	H	Valparaiso		5	4	
												87	H	Miami (OH)		5	7	174	H	Valparaiso		20	1	
												100	N	Nicholls St.		0	9	195	H	Creighton		1	0	
												100	N	Nicholls St.		7	6	195	H	Creighton		1	2	
																		217	H	Butler		16	0	
																		227	N	Northern Colo.		6	0	
																		229	N	Saint Louis		10	0	
																		283	N	Mississippi Val.		15	3	
LAST 10 GAMES																								
						140	H	Murray St.		3	5	168	H	UT Martin		11	2							
						79	H	Ohio		2	1	174	H	Valparaiso		5	3							
						174	H	Valparaiso		5	4	174	H	Valparaiso		20	1							
						57	H	Missouri St.		11	2	27	H	Drake		1	0							
						27	H	Drake		4	6	27	H	Drake		0	6							

Non-Div. I Games:

Southern Ill.

Average RPI Win:		161	WON-LOST RECORD		WINNING PCT. RANK		LAST 10 GAMES		STRENGTH OF SCHEDULE		OPP. STRENGTH OF SCHEDULE		TEAM RPI		ADJ RPI		CONF. RPI		ADJ CONF. RPI	
DIV. I ONLY			26-5-0		.83871 9		10-0-0		236		83		52		.56278 52		9		9	
DIV. I NON-CONF.			17-5-0		.77273 28		2-0-0		263		92		86		.53743 84		9		9	
TOTALS		RPI 1-25		RPI 26-50		W-L RECORDS		RPI 51-100		RPI 101-150		RPI 150+								
26-5-0		1-1-0		0-1-0		OVERALL		6-0-0		4-1-0		15-2-0								
12-1-0		0-0-0		0-0-0		HOME		3-0-0		0-0-0		9-1-0								
6-2-0		1-0-0		0-1-0		AWAY		1-0-0		4-1-0		0-0-0								
8-2-0		0-1-0		0-0-0		NEUTRAL		2-0-0		0-0-0		6-1-0								
17-5-0		1-1-0		0-1-0		NON-CONFERENCE		3-0-0		1-1-0		12-2-0								
6-1-0		0-0-0		0-0-0		HOME		0-0-0		0-0-0		6-1-0								
3-2-0		1-0-0		0-0-		AWAY		1-0-0		1-1-0		0-0-0								
8-2-0		0-1-0		0-0-0		NEUTRAL		2-0-0		0-0-0		6-1-0								
9-0-0		0-0-0		0-0-0		CONFERENCE		3-0-0		3-0-0		3-0-0								
6-0-0		0-0-0		0-0-0		HOME		3-0-0		0-0-0		3-0-0								
3-0-0		0-0-0		0-0-0		AWAY		0-0-0		3-0-0		0-0-0								
0-0-0		0-0-0		0-0-0		NEUTRAL		0-0-0		0-0-0		0-0-0								
RPI	S	Opponent		Score		RPI	S	Opponent		Score		RPI	S	Opponent		Score				
15	N	Auburn		0	8	50	A	Lipscomb		7	9	57	N	Missouri St.		8	0			
17	A	Kentucky		4	1							71	A	Eastern Ky.		6	5			
												85	H	Fla. Atlantic		10	2			
												85	H	Fla. Atlantic		10	3			
												85	H	Fla. Atlantic		2	0			
												94	N	South Alabama		7	3			
												117	A	FIU		6	2			
												117	A	FIU		5	4			
												117	A	FIU		4	0			
												130	A	Samford		8	1			
												143	A	Kennesaw St.		1	2			
												153	N	Florida A&M		4	3			
												183	H	Western Ill.		1	3			
												183	H	Western Ill.		5	3			
												183	H	Western Ill.		7	6			
												188	H	Charlotte		5	0			
												188	H	Charlotte		3	0			
												188	H	Charlotte		11	2			
												193	H	Indiana St.		9	7			
												217	H	Butler		3	0			
												223	N	Tennessee St.		5	0			
												229	N	Saint Louis		10	0			
												234	N	Evansville		8	0			
												246	N	Wright St.		6	3			
												246	N	Wright St.		1	2			
												264	H	Cleveland St.		8	0			
												264	H	Cleveland St.		10	3			
												267	N	Jackson St.		4	0			
LAST 10 GAMES																				
		71 A Eastern Ky.		6	5			264 H Cleveland St.		10	3									
		246 N Wright St.		1	2			217 H Butler		3	0									
		143 A Kennesaw St.		1	2			85 H Fla. Atlantic		2	0									
		130 A Samford		8	1			188 H Charlotte		5	0									
		264 H Cleveland St.		8	0			117 A FIU		4	0									

Non-Div. I Games:

Western Ky.

Average RPI Win:	156	WON-LOST RECORD	WINNING PCT. RANK	LAST 10 GAMES	STRENGTH OF SCHEDULE	OPP. STRENGTH OF SCHEDULE	TEAM RPI	ADJ RPI	CONF. RPI	ADJ CONF. RPI	
DIV. I ONLY	25-10-0	.71429	38	9-1-0	128	127	50	.5618	53	7	7
DIV. I NON-CONF.	20-9-0	.68966	53	4-0-0	210	163	97	.5279	102	7	7
<hr/>											
TOTALS	RPI 1-25	RPI 26-50		W-L RECORDS	RPI 51-100		RPI 101-150		RPI 150+		
25-10-0	3-0-0	0-0-0		OVERALL	4-8-0		7-2-0		11-0-0		
17-2-0	3-0-0	0-0-0		HOME	0-1-0		5-1-0		9-0-0		
4-1-0	0-0-0	0-0-0		AWAY	3-1-0		1-0-0		0-0-0		
4-7-0	0-0-0	0-0-0		NEUTRAL	1-6-0		1-1-0		2-0-0		
20-9-0	0-0-0	0-0-0		NON-CONFERENCE	2-7-0		7-2-0		11-0-0		
14-2-0	0-0-0	0-0-0		HOME	0-1-0		5-1-0		9-0-0		
2-0-0	0-0-0	0-0-		AWAY	1-0-0		1-0-0		0-0-0		
4-7-0	0-0-0	0-0-0		NEUTRAL	1-6-0		1-1-0		2-0-0		
5-1-0	3-0-0	0-0-0		CONFERENCE	2-1-0		0-0-0		0-0-0		
3-0-0	3-0-0	0-0-0		HOME	0-0-0		0-0-0		0-0-0		
2-1-0	0-0-0	0-0-0		AWAY	2-1-0		0-0-0		0-0-0		
0-0-0	0-0-0	0-0-0		NEUTRAL	0-0-0		0-0-0		0-0-0		
RPI S	Opponent	Score	RPI S	Opponent	Score	RPI S	Opponent	Score	RPI S	Opponent	Score
25 H	Boise St.	5 4				51 N	Southern Ill.	1 6	106 N	UIC	3 12
25 H	Boise St.	5 3				56 A	Fresno St.	4 2	109 H	Ball St.	5 0
25 H	Boise St.	6 5				56 A	Fresno St.	3 2	113 H	CSUN	1 12
						56 A	Fresno St.	3 4	119 H	Weber St.	8 0
						64 H	UC Davis	5 6	134 H	UMass Lowell	9 1
						74 N	Bradley	6 14	134 H	UMass Lowell	5 0
						77 N	Long Beach St.	0 5	135 H	Bucknell	4 2
						78 N	Texas St.	3 12	142 A	Southeastern La.	6 2
						86 A	New Mexico St.	3 1	150 N	Northern Ill.	3 2
						89 N	BYU	2 1	178 H	Pacific	5 4
						100 N	Nicholls St.	2 4	196 H	Montana	4 2
						100 N	Nicholls St.	2 3	196 N	Montana	6 5
									227 H	Northern Colo.	3 1
									243 H	CSU Bakersfield	6 0
									256 H	Iona	2 1
									256 H	Iona	4 2
									256 H	Iona	8 1
									262 H	Manhattan	9 2
									262 H	Manhattan	8 6
									283 N	Mississippi Val.	4 0
LAST 10 GAMES											
106 N	UIC	3 12	56 A	Fresno St.	3 4						
262 H	Manhattan	8 6	56 A	Fresno St.	4 2						
25 H	Boise St.	5 3	56 A	Fresno St.	3 2						
25 H	Boise St.	6 5	262 H	Manhattan	9 2						
25 H	Boise St.	5 4	256 H	Iona	2 1						

Non-Div. I Games:

San Jose St.

Average RPI Win: 160		WON-LOST	WINNING	LAST 10	STRENGTH OF		OPP. STRENGTH	TEAM	ADJ		CONF.	ADJ CONF.					
Average RPI Loss: 41		RECORD	PCT. RANK	GAMES	SCHEDULE		OF SCHEDULE	RPI	RPI		RPI	RPI					
DIV. I ONLY		24-11-0	.68571	47	10-0-0		144	47	54	.55953	54	22	21				
DIV. I NON-CONF.		18-11-0	.62069	83	4-0-0		58	40	47	.56618	45	20	20				
TOTALS		RPI 1-25	RPI 26-50		W-L RECORDS		RPI 51-100		RPI 101-150		RPI 150+						
24-11-0		0-6-0	1-1-0		OVERALL		4-3-0		5-1-0		14-0-0						
0-0-0		0-0-0	0-0-0		HOME		0-0-0		0-0-0		0-0-0						
7-5-0		0-3-0	0-0-0		AWAY		1-1-0		0-1-0		6-0-0						
17-6-0		0-3-0	1-1-0		NEUTRAL		3-2-0		5-0-0		8-0-0						
18-11-0		0-6-0	1-1-0		NON-CONFERENCE		4-3-0		5-1-0		8-0-0						
0-0-0		0-0-0	0-0-0		HOME		0-0-0		0-0-0		0-0-0						
1-5-0		0-3-0	0-0-		AWAY		1-1-0		0-1-0		0-0-0						
17-6-0		0-3-0	1-1-0		NEUTRAL		3-2-0		5-0-0		8-0-0						
6-0-0		0-0-0	0-0-0		CONFERENCE		0-0-0		0-0-0		6-0-0						
0-0-0		0-0-0	0-0-0		HOME		0-0-0		0-0-0		0-0-0						
6-0-0		0-0-0	0-0-0		AWAY		0-0-0		0-0-0		6-0-0						
0-0-0		0-0-0	0-0-0		NEUTRAL		0-0-0		0-0-0		0-0-0						
RPI	S	Opponent		Score		RPI	S	Opponent		Score		RPI	S	Opponent		Score	
5	N	Washington		3	5	29	N	Notre Dame		2	3	51	N	Southern Ill.		9	10
14	N	Northwestern		0	7	48	N	Troy		3	2	78	A	Texas St.		1	9
15	A	Auburn		1	4							78	A	Texas St.		4	3
15	A	Auburn		2	10							81	N	Purdue		1	4
20	A	Stanford		2	3							81	N	Purdue		3	0
23	N	Arkansas		6	7							83	N	FGCU		3	2
												90	N	Wichita St.		6	4
														Chattanooga		5	1
														Illinois St.		4	0
														UTSA		6	2
														FIU		1	2
														Towson		1	0
														Stony Brook		7	0
														Villanova		6	1
														Cal Poly		8	0
														Western Ill.		5	4
														Western Ill.		10	7
														Western Ill.		12	0
														Montana		5	2
														Eastern Ill.		9	6
														Eastern Ill.		7	5
														Butler		3	2
														Abilene Christian		6	5
														Northern Colo.		4	0
														Purdue Fort Wayne		7	0
														Purdue Fort Wayne		11	1
														Purdue Fort Wayne		5	0
LAST 10 GAMES						LAST 10 GAMES						LAST 10 GAMES					
183	A	Western Ill.		12	0	183	A	Western Ill.		10	7	183	A	Western Ill.		10	7
226	N	Abilene Christian		6	5	245	A	Purdue Fort Wayne		7	0	245	A	Purdue Fort Wayne		7	0
78	A	Texas St.		1	9	245	A	Purdue Fort Wayne		11	1	245	A	Purdue Fort Wayne		11	1
183	A	Western Ill.		5	4	83	N	FGCU		3	2	83	N	FGCU		3	2
245	A	Purdue Fort Wayne		5	0	103	N	Chattanooga		5	1	103	N	Chattanooga		5	1

Non-Div. I Games:

North Dakota St.

Average RPI Win:		162	WON-LOST RECORD		WINNING PCT. RANK		LAST 10 GAMES		STRENGTH OF SCHEDULE		OPP. STRENGTH OF SCHEDULE		TEAM RPI		ADJ RPI		CONF. RPI		ADJ CONF. RPI				
DIV. I ONLY			23-13-0		.63889 65		7-3-0		122		54		61		.55685 55		12		12				
DIV. I NON-CONF.			20-13-0		.60606 87		4-3-0		61		48		51		.56323 50		12		12				
TOTALS		RPI 1-25		RPI 26-50		W-L RECORDS		RPI 51-100		RPI 101-150		RPI 150+											
23-13-0		0-6-0		2-2-0		OVERALL		2-3-0		6-1-0		13-1-0											
12-4-0		0-1-0		1-2-0		HOME		1-0-0		3-0-0		7-1-0											
5-4-0		0-2-0		0-0-0		AWAY		1-2-0		0-0-0		4-0-0											
6-5-0		0-3-0		1-0-0		NEUTRAL		0-1-0		3-1-0		2-0-0											
20-13-0		0-6-0		2-2-0		NON-CONFERENCE		2-3-0		6-1-0		10-1-0											
12-4-0		0-1-0		1-2-0		HOME		1-0-0		3-0-0		7-1-0											
2-4-0		0-2-0		0-0-		AWAY		1-2-0		0-0-0		1-0-0											
6-5-0		0-3-0		1-0-0		NEUTRAL		0-1-0		3-1-0		2-0-0											
3-0-0		0-0-0		0-0-0		CONFERENCE		0-0-0		0-0-0		3-0-0											
0-0-0		0-0-0		0-0-0		HOME		0-0-0		0-0-0		0-0-0											
3-0-0		0-0-0		0-0-0		AWAY		0-0-0		0-0-0		3-0-0											
0-0-0		0-0-0		0-0-0		NEUTRAL		0-0-0		0-0-0		0-0-0											
RPI	S	Opponent		Score		RPI	S	Opponent		Score		RPI	S	Opponent		Score		RPI	S	Opponent		Score	
2	N	Oklahoma		1	9	30	N	South Fla.		5	4	66	N	California		1	2	106	N	UIC		12	8
3	A	UCLA		1	5	39	H	Oregon		3	2	69	A	Loyola Marymount		3	4	114	H	San Diego St.		5	1
5	H	Washington		0	2	44	H	Louisville		0	9	69	A	Loyola Marymount		12	5	119	N	Weber St.		1	0
5	N	Washington		0	1	45	H	Houston		0	1	69	A	Loyola Marymount		0	3	127	H	Utah St.		3	2
6	A	Arizona		0	6							98	H	DePaul		5	1	136	N	Nevada		0	5
10	N	Alabama		2	7													139	H	New Mexico		19	1
																		139	N	New Mexico		6	2
																		162	H	Boston U.		3	1
																		169	H	UConn		11	3
																		170	H	Col. of Charleston		7	1
																		176	H	Idaho St.		3	2
																		177	H	Harvard		3	4
																		178	H	Pacific		8	0
																		198	N	Bethune-Cookman		4	0
																		224	A	UC Santa Barbara		6	2
																		224	A	UC Santa Barbara		3	1
																		224	A	UC Santa Barbara		1	0
																		244	H	Dartmouth		9	1
																		257	A	Santa Clara		8	1
																		259	H	Buffalo		5	4
																		260	N	Northern Ky.		3	0
LAST 10 GAMES																							
224	A	UC Santa Barbara		6	2	69	A	Loyola Marymount		12	5												
69	A	Loyola Marymount		0	3	69	A	Loyola Marymount		3	4												
224	A	UC Santa Barbara		3	1	244	H	Dartmouth		9	1												
224	A	UC Santa Barbara		1	0	170	H	Col. of Charleston		7	1												
3	A	UCLA		1	5	98	H	DePaul		5	1												

Non-Div. I Games:

Cal St. Fullerton

Average RPI Win: 177		WON-LOST	WINNING	LAST 10	STRENGTH OF		OPP. STRENGTH	TEAM	ADJ		CONF.	ADJ CONF.
Average RPI Loss: 54		RECORD	PCT. RANK	GAMES	SCHEDULE		OF SCHEDULE	RPI	RPI		RPI	RPI
DIV. I ONLY		22-11-0	.66667	51	8-2-0		112	117	55		7	7
DIV. I NON-CONF.		21-6-0	.77778	27	7-0-0		209	107	54		7	7
TOTALS		RPI 1-25	RPI 26-50		W-L RECORDS		RPI 51-100		RPI 101-150		RPI 150+	
22-11-0		0-3-0	0-4-0		OVERALL		4-2-0		3-1-0		15-1-0	
14-2-0		0-0-0	0-0-0		HOME		1-2-0		1-0-0		12-0-0	
1-6-0		0-1-0	0-3-0		AWAY		1-0-0		0-1-0		0-1-0	
7-3-0		0-2-0	0-1-0		NEUTRAL		2-0-0		2-0-0		3-0-0	
21-6-0		0-3-0	0-1-0		NON-CONFERENCE		3-0-0		3-1-0		15-1-0	
13-0-0		0-0-0	0-0-0		HOME		0-0-0		1-0-0		12-0-0	
1-3-0		0-1-0	0-0-		AWAY		1-0-0		0-1-0		0-1-0	
7-3-0		0-2-0	0-1-0		NEUTRAL		2-0-0		2-0-0		3-0-0	
1-5-0		0-0-0	0-3-0		CONFERENCE		1-2-0		0-0-0		0-0-0	
1-2-0		0-0-0	0-0-0		HOME		1-2-0		0-0-0		0-0-0	
0-3-0		0-0-0	0-3-0		AWAY		0-0-0		0-0-0		0-0-0	
0-0-0		0-0-0	0-0-0		NEUTRAL		0-0-0		0-0-0		0-0-0	
RPI S	Opponent	Score	RPI S	Opponent	Score	RPI S	Opponent	Score	RPI S	Opponent	Score	
3 A	UCLA	0 8	31 A	Colorado St.	4 8	53 H	San Jose St.	2 4	111 N	UTSA	10 1	
3 N	UCLA	2 8	31 A	Colorado St.	5 11	53 H	San Jose St.	2 3	113 H	CSUN	2 0	
11 N	Tennessee	2 4	31 A	Colorado St.	4 12	53 H	San Jose St.	4 3	128 A	Hawaii	6 7	
			42 N	Oregon St.	0 5	69 N	Loyola Marymount	4 1	131 N	UC Riverside	12 0	
						77 A	Long Beach St.	6 3	173 N	Cal Poly	8 0	
						99 N	UT Arlington	5 4	178 H	Pacific	6 2	
									196 H	Montana	8 0	
									196 H	Montana	6 0	
									205 H	San Diego	5 0	
									205 H	San Diego	14 0	
									209 A	California Baptist	0 8	
									209 H	California Baptist	6 4	
									221 H	North Dakota	5 3	
									222 N	Georgia St.	10 1	
									224 H	UC Santa Barbara	6 2	
									224 H	UC Santa Barbara	3 1	
									233 N	Saint Mary's (CA)	4 3	
									243 H	CSU Bakersfield	5 3	
									257 H	Santa Clara	12 4	
									257 H	Santa Clara	6 0	
			LAST 10 GAMES									
			224 H	UC Santa Barbara	3 1	205 H	San Diego	5 0				
			243 H	CSU Bakersfield	5 3	205 H	San Diego	14 0				
			257 H	Santa Clara	6 0	53 H	San Jose St.	4 3				
			178 H	Pacific	6 2	53 H	San Jose St.	2 4				
			257 H	Santa Clara	12 4	53 H	San Jose St.	2 3				

Non-Div. I Games:

Fresno St.

Average RPI Win:		164	WON-LOST RECORD		WINNING PCT. RANK		LAST 10 GAMES		STRENGTH OF SCHEDULE		OPP. STRENGTH OF SCHEDULE		TEAM RPI		ADJ RPI		CONF. RPI		ADJ CONF. RPI				
Average RPI Loss:		64																					
DIV. I ONLY			19-11-0		.63333 68		6-4-0		91		114		58		.55658 57		11		11				
DIV. I NON-CONF.			14-8-0		.63636 76		1-1-0		144		99		76		.54346 76		10		10				
TOTALS		RPI 1-25		RPI 26-50		W-L RECORDS		RPI 51-100		RPI 101-150		RPI 150+											
19-11-0		1-3-0		0-1-0		OVERALL		4-5-0		4-1-0		10-1-0											
5-2-0		0-0-0		0-0-0		HOME		1-2-0		3-0-0		1-0-0											
4-4-0		0-2-0		0-0-0		AWAY		2-2-0		1-0-0		1-0-0											
10-5-0		1-1-0		0-1-0		NEUTRAL		1-1-0		0-1-0		8-1-0											
14-8-0		1-3-0		0-1-0		NON-CONFERENCE		2-2-0		1-1-0		10-1-0											
1-0-0		0-0-0		0-0-0		HOME		0-0-0		0-0-0		1-0-0											
3-3-0		0-2-0		0-0-		AWAY		1-1-0		1-0-0		1-0-0											
10-5-0		1-1-0		0-1-0		NEUTRAL		1-1-0		0-1-0		8-1-0											
5-3-0		0-0-0		0-0-0		CONFERENCE		2-3-0		3-0-0		0-0-0											
4-2-0		0-0-0		0-0-0		HOME		1-2-0		3-0-0		0-0-0											
1-1-0		0-0-0		0-0-0		AWAY		1-1-0		0-0-0		0-0-0											
0-0-0		0-0-0		0-0-0		NEUTRAL		0-0-0		0-0-0		0-0-0											
RPI	S	Opponent		Score		RPI	S	Opponent		Score		RPI	S	Opponent		Score		RPI	S	Opponent		Score	
8	N	Minnesota		0	7	46	N	Louisiana Tech		4	8	51	A	Southern Ill.		2	11	111	N	UTSA		1	2
10	A	Alabama		1	11							51	A	Southern Ill.		5	3	142	A	Southeastern La.		5	3
10	A	Alabama		5	7							52	N	Western Ky.		0	8	149	H	Loyola Chicago		1	0
15	N	Auburn		4	3							70	A	Southeast Mo. St.		2	5	149	H	Loyola Chicago		5	3
												70	N	Southeast Mo. St.		7	4	149	H	Loyola Chicago		2	1
												94	A	South Alabama		4	0	153	N	Florida A&M		7	4
												97	H	UNI		3	6	155	N	SIUE		1	3
												97	H	UNI		3	2	184	N	Prairie View		6	2
												97	H	UNI		0	2	207	A	Central Ark.		6	4
																		210	N	La.-Monroe		11	2
																		210	N	La.-Monroe		4	3
																		210	N	La.-Monroe		4	1
																		220	N	A&M-Corpus Christi		4	1
																		229	H	Saint Louis		6	0
																		288	N	Coppin St.		13	0
																		292	N	Ark.-Pine Bluff		11	2
LAST 10 GAMES																							
						292	N	Ark.-Pine Bluff		11	2	97	H	UNI		0	2						
						97	H	UNI		3	6	229	H	Saint Louis		6	0						
						51	A	Southern Ill.		2	11	149	H	Loyola Chicago		5	3						
						149	H	Loyola Chicago		1	0	149	H	Loyola Chicago		2	1						
						97	H	UNI		3	2	70	A	Southeast Mo. St.		2	5						

Non-Div. I Games:

Missouri St.

Average RPI Win:		151	WON-LOST RECORD		WINNING PCT. RANK	LAST 10 GAMES	STRENGTH OF SCHEDULE		OPP. STRENGTH OF SCHEDULE	TEAM RPI	ADJ RPI	CONF. RPI	ADJ CONF. RPI				
Average RPI Loss:		78															
DIV. I ONLY			24-12-0		.66667	51	7-3-0		123	97	57	.55635	58	16	15		
DIV. I NON-CONF.			20-10-0		.66667	64	3-1-0		142	68	60	.55316	63	17	17		
TOTALS		RPI 1-25		RPI 26-50		W-L RECORDS		RPI 51-100		RPI 101-150		RPI 150+					
24-12-0		0-2-0		2-3-0		OVERALL		3-5-0		7-0-0		12-2-0					
9-2-0		0-0-0		0-0-0		HOME		2-1-0		2-0-0		5-1-0					
2-4-0		0-1-0		0-0-0		AWAY		0-2-0		0-0-0		2-1-0					
13-6-0		0-1-0		2-3-0		NEUTRAL		1-2-0		5-0-0		5-0-0					
20-10-0		0-2-0		2-3-0		NON-CONFERENCE		1-4-0		7-0-0		10-1-0					
7-1-0		0-0-0		0-0-0		HOME		0-0-0		2-0-0		5-1-0					
0-3-0		0-1-0		0-0-		AWAY		0-2-0		0-0-0		0-0-0					
13-6-0		0-1-0		2-3-0		NEUTRAL		1-2-0		5-0-0		5-0-0					
4-2-0		0-0-0		0-0-0		CONFERENCE		2-1-0		0-0-0		2-1-0					
2-1-0		0-0-0		0-0-0		HOME		2-1-0		0-0-0		0-0-0					
2-1-0		0-0-0		0-0-0		AWAY		0-0-0		0-0-0		2-1-0					
0-0-0		0-0-0		0-0-0		NEUTRAL		0-0-0		0-0-0		0-0-0					
RPI	S	Opponent		Score		RPI	S	Opponent		Score		RPI	S	Opponent		Score	
5	A	Washington		0	1	33	N	Ohio St.		4	6	64	A	UC Davis		1	3
20	N	Stanford		4	6	33	N	Ohio St.		3	0	64	A	UC Davis		0	1
						36	N	Illinois		5	2	74	N	Bradley		4	5
						39	N	Oregon		6	8	86	H	New Mexico St.		2	1
						42	N	Oregon St.		4	6	86	H	New Mexico St.		4	3
												86	H	New Mexico St.		0	4
												87	N	Miami (OH)		7	2
												96	N	Syracuse		0	7
														105 N McNeese		6	1
														119 N Weber St.		8	0
														119 N Weber St.		9	3
														128 N Hawaii		5	3
														150 H Northern Ill.		10	1
														150 H Northern Ill.		3	2
														150 N Northern Ill.		4	3
														173 H Cal Poly		15	0
														173 H Cal Poly		8	0
														176 N Idaho St.		6	1
														186 H Portland St.		7	1
														186 H Portland St.		3	0
														190 N UTEP		6	5
														197 A UMKC		6	3
														197 A UMKC		5	7
														197 A UMKC		5	3
														208 N Fordham		11	3
														221 H North Dakota		1	5
														221 H North Dakota		6	2
														233 N Saint Mary's (CA)		7	1
														235 N Georgetown		13	3
						LAST 10 GAMES											
						197	A	UMKC		5	7	150	H	Northern Ill.		10	1
						197	A	UMKC		5	3	86	H	New Mexico St.		2	1
						197	A	UMKC		6	3	86	H	New Mexico St.		4	3
						105	N	McNeese		6	1	86	H	New Mexico St.		0	4
						173	H	Cal Poly		8	0	173	H	Cal Poly		15	0

Non-Div. I Games:

Seattle U

Average RPI Win: 144		WON-LOST	WINNING	LAST 10	STRENGTH OF		OPP. STRENGTH	TEAM	ADJ		CONF.	ADJ CONF.							
Average RPI Loss: 66		RECORD	PCT. RANK	GAMES	SCHEDULE		OF SCHEDULE	RPI	RPI		RPI	RPI							
DIV. I ONLY		22-16-0	.57895	95	4-6-0		53	93	60	.55623	59	5	5						
DIV. I NON-CONF.		17-9-0	.65385	69	2-1-0		84	98	50	.56293	52	4	4						
TOTALS		RPI 1-25	RPI 26-50		W-L RECORDS		RPI 51-100		RPI 101-150		RPI 150+								
22-16-0		1-3-0	4-6-0		OVERALL		0-0-0		5-7-0		12-0-0								
12-8-0		0-0-0	0-3-0		HOME		0-0-0		3-5-0		9-0-0								
7-6-0		1-3-0	4-3-0		AWAY		0-0-0		0-0-0		2-0-0								
3-2-0		0-0-0	0-0-0		NEUTRAL		0-0-0		2-2-0		1-0-0								
17-9-0		1-3-0	1-3-0		NON-CONFERENCE		0-0-0		3-3-0		12-0-0								
10-4-0		0-0-0	0-3-0		HOME		0-0-0		1-1-0		9-0-0								
4-3-0		1-3-0	1-0-		AWAY		0-0-0		0-0-0		2-0-0								
3-2-0		0-0-0	0-0-0		NEUTRAL		0-0-0		2-2-0		1-0-0								
5-7-0		0-0-0	3-3-0		CONFERENCE		0-0-0		2-4-0		0-0-0								
2-4-0		0-0-0	0-0-0		HOME		0-0-0		2-4-0		0-0-0								
3-3-0		0-0-0	3-3-0		AWAY		0-0-0		0-0-0		0-0-0								
0-0-0		0-0-0	0-0-0		NEUTRAL		0-0-0		0-0-0		0-0-0								
RPI	S	Opponent	Score		RPI	S	Opponent	Score		RPI	S	Opponent	Score						
10	A	Alabama	3	4	28	A	Virginia Tech	4	5			101	H	Jacksonville St.	3	4			
24	A	Mississippi St.	6	4	28	A	Virginia Tech	10	7			102	H	Duke	6	8			
24	A	Mississippi St.	2	4	28	A	Virginia Tech	1	5			102	H	Duke	2	11			
24	A	Mississippi St.	0	9	36	H	Illinois	3	7			102	H	Duke	5	9			
					36	H	Illinois	10	15			123	H	Virginia	1	7			
					37	H	Georgia	4	16			123	H	Virginia	6	3			
					47	A	North Carolina	1	4			123	H	Virginia	13	0			
					47	A	North Carolina	3	2			125	N	Providence	3	4			
					47	A	North Carolina	13	5			125	N	Providence	3	4			
					48	A	Troy	5	1			134	N	UMass Lowell	9	8			
												142	N	Southeastern La.	4	2			
												143	H	Kennesaw St.	6	3			
												151	H	Hofstra	8	1			
												151	H	Hofstra	2	1			
												158	A	Furman	14	2			
												166	H	Michigan St.	11	2			
												166	H	Michigan St.	10	3			
												194	A	Jacksonville	13	8			
												199	H	Mercer	4	1			
												208	H	Fordham	4	3			
												208	H	Fordham	1	0			
					LAST 10 GAMES								222	H	Georgia St.	8	3		
					28	A	Virginia Tech	4	5	166	H	Michigan St.	11	2	230	H	Western Caro.	9	6
					101	H	Jacksonville St.	3	4	208	H	Fordham	4	3	258	N	Alcorn	8	4
					258	N	Alcorn	8	4	151	H	Hofstra	2	1					
					24	A	Mississippi St.	6	4	102	H	Duke	6	8					
					24	A	Mississippi St.	0	9	102	H	Duke	2	11					

Non-Div. I Games:

Georgia Tech

Average RPI Win:	136	WON-LOST	WINNING	LAST 10	STRENGTH OF	OPP. STRENGTH	TEAM	ADJ	CONF.	ADJ CONF.		
Average RPI Loss:	65	RECORD	PCT. RANK	GAMES	SCHEDULE	OF SCHEDULE	RPI	RPI	RPI	RPI		
DIV. I ONLY		18-15-0	.54545	113	4-6-0	46	48	56	.55609	60	3	3
DIV. I NON-CONF.		17-10-0	.62963	78	3-1-0	122	64	68	.54709	69	3	3
<hr/>												
TOTALS	RPI 1-25	RPI 26-50		W-L RECORDS		RPI 51-100		RPI 101-150		RPI 150+		
18-15-0	1-8-0	1-0-0		OVERALL		4-3-0		2-2-0		10-2-0		
1-2-0	1-2-0	0-0-0		HOME		0-0-0		0-0-0		0-0-0		
3-7-0	0-6-0	0-0-0		AWAY		0-1-0		0-0-0		3-0-0		
14-6-0	0-0-0	1-0-0		NEUTRAL		4-2-0		2-2-0		7-2-0		
17-10-0	0-3-0	1-0-0		NON-CONFERENCE		4-3-0		2-2-0		10-2-0		
0-0-0	0-0-0	0-0-0		HOME		0-0-0		0-0-0		0-0-0		
3-4-0	0-3-0	0-0-		AWAY		0-1-0		0-0-0		3-0-0		
14-6-0	0-0-0	1-0-0		NEUTRAL		4-2-0		2-2-0		7-2-0		
1-5-0	1-5-0	0-0-0		CONFERENCE		0-0-0		0-0-0		0-0-0		
1-2-0	1-2-0	0-0-0		HOME		0-0-0		0-0-0		0-0-0		
0-3-0	0-3-0	0-0-0		AWAY		0-0-0		0-0-0		0-0-0		
0-0-0	0-0-0	0-0-0		NEUTRAL		0-0-0		0-0-0		0-0-0		
RPI	S	Opponent	Score	RPI	S	Opponent	Score	RPI	S	Opponent	Score	
1	A	Florida St.	0 1	31	N	Colorado St.	6 5	65	N	UNC Greensboro	4 2	
1	A	Florida St.	0 5					65	N	UNC Greensboro	4 8	
7	A	Texas	1 6					68	A	Grand Canyon	0 2	
7	A	Texas	2 7					77	N	Long Beach St.	2 1	
7	A	Texas	0 11					88	N	Marshall	1 0	
16	H	Texas Tech	6 5					95	N	Appalachian St.	1 2	
16	H	Texas Tech	4 8					98	N	DePaul	6 4	
16	H	Texas Tech	3 8									
20	A	Stanford	1 2									

Non-Div. I Games:

Iowa St.

Average RPI Win:	157	WON-LOST RECORD	WINNING PCT. RANK	LAST 10 GAMES	STRENGTH OF SCHEDULE	OPP. STRENGTH OF SCHEDULE	TEAM RPI	ADJ RPI	CONF. RPI	ADJ CONF. RPI		
DIV. I ONLY		19-15-0	.55882	108	3-7-0	50	74	62	.55592	61	5	5
DIV. I NON-CONF.		17-8-0	.68	58	1-0-0	137	108	58	.55603	57	4	4
<hr/>												
TOTALS	RPI 1-25	RPI 26-50		W-L RECORDS		RPI 51-100		RPI 101-150		RPI 150+		
19-15-0	1-5-0	1-5-0		OVERALL		0-0-0		8-3-0		9-2-0		
8-8-0	0-0-0	0-5-0		HOME		0-0-0		5-2-0		3-1-0		
6-4-0	0-3-0	1-0-0		AWAY		0-0-0		2-1-0		3-0-0		
5-3-0	1-2-0	0-0-0		NEUTRAL		0-0-0		1-0-0		3-1-0		
17-8-0	1-2-0	1-2-0		NON-CONFERENCE		0-0-0		6-2-0		9-2-0		
8-5-0	0-0-0	0-2-0		HOME		0-0-0		5-2-0		3-1-0		
4-0-0	0-0-0	1-0-		AWAY		0-0-0		0-0-0		3-0-0		
5-3-0	1-2-0	0-0-0		NEUTRAL		0-0-0		1-0-0		3-1-0		
2-7-0	0-3-0	0-3-0		CONFERENCE		0-0-0		2-1-0		0-0-0		
0-3-0	0-0-0	0-3-0		HOME		0-0-0		0-0-0		0-0-0		
2-4-0	0-3-0	0-0-0		AWAY		0-0-0		2-1-0		0-0-0		
0-0-0	0-0-0	0-0-0		NEUTRAL		0-0-0		0-0-0		0-0-0		
<hr/>												
RPI	S	Opponent	Score	RPI	S	Opponent	Score	RPI	S	Opponent	Score	
1	A	Florida St.	6 8	28	H	Virginia Tech	1 12	108	H	Nebraska	2 7	
1	A	Florida St.	0 8	28	H	Virginia Tech	0 1	108	H	Nebraska	0 6	
1	A	Florida St.	0 9	28	H	Virginia Tech	2 4	110	N	Illinois St.	10 9	
6	N	Arizona	4 1	30	A	South Fla.	2 1	137	A	Boston College	6 3	
9	N	Florida	1 2	41	H	Wisconsin	1 3	137	A	Boston College	16 9	
22	N	Michigan	3 4	41	H	Wisconsin	3 6	137	A	Boston College	3 4	
								140	H	Murray St.	10 1	
								140	H	Murray St.	9 1	
								144	H	Campbell	8 0	
								144	H	Campbell	9 1	
								145	H	UNCW	3 2	
								161	H	Kansas	4 1	
								170	A	Col. of Charleston	2 0	
								174	H	Valparaiso	0 4	
								188	A	Charlotte	12 2	
								191	N	Marist	3 0	
								215	A	Charleston So.	8 2	
								215	H	Charleston So.	6 0	
								216	N	Rhode Island	0 1	
								232	H	UMBC	2 1	
								240	N	Youngstown St.	1 0	
								247	N	Bryant	4 0	
<hr/>												
				LAST 10 GAMES								
				41 H Wisconsin				1 3	1 A Florida St.		0 8	
				137 A Boston College				16 9	1 A Florida St.		6 8	
				137 A Boston College				6 3	1 A Florida St.		0 9	
				137 A Boston College				3 4	28 H Virginia Tech		0 1	
				145 H UNCW				3 2	28 H Virginia Tech		1 12	

Non-Div. I Games:

NC State

Average RPI Win: 153		WON-LOST RECORD		WINNING PCT. RANK		LAST 10 GAMES		STRENGTH OF SCHEDULE		OPP. STRENGTH OF SCHEDULE		TEAM RPI		ADJ RPI		CONF. RPI		ADJ CONF. RPI					
DIV. I ONLY		23-13-0		.63889 65		7-3-0		109		79		59		.55437 62		10		10					
DIV. I NON-CONF.		17-10-0		.62963 78		1-1-0		153		71		78		.54027 82		11		11					
TOTALS		RPI 1-25		RPI 26-50		W-L RECORDS		RPI 51-100		RPI 101-150		RPI 150+											
23-13-0		0-3-0		3-3-0		OVERALL		4-3-0		6-4-0		10-0-0											
12-2-0		0-1-0		2-1-0		HOME		0-0-0		1-0-0		9-0-0											
6-5-0		0-1-0		1-1-0		AWAY		3-1-0		2-2-0		0-0-0											
5-6-0		0-1-0		0-1-0		NEUTRAL		1-2-0		3-2-0		1-0-0											
17-10-0		0-3-0		1-2-0		NON-CONFERENCE		1-3-0		5-2-0		10-0-0											
10-1-0		0-1-0		0-0-0		HOME		0-0-0		1-0-0		9-0-0											
2-3-0		0-1-0		1-0-		AWAY		0-1-0		1-0-0		0-0-0											
5-6-0		0-1-0		0-1-0		NEUTRAL		1-2-0		3-2-0		1-0-0											
6-3-0		0-0-0		2-1-0		CONFERENCE		3-0-0		1-2-0		0-0-0											
2-1-0		0-0-0		2-1-0		HOME		0-0-0		0-0-0		0-0-0											
4-2-0		0-0-0		0-0-0		AWAY		3-0-0		1-2-0		0-0-0											
0-0-0		0-0-0		0-0-0		NEUTRAL		0-0-0		0-0-0		0-0-0											
RPI	S	Opponent		Score		RPI	S	Opponent		Score		RPI	S	Opponent		Score							
3	A	UCLA		3	4	29	N	Notre Dame		1	4	67	N	Baylor		1	6	102	A	Duke	10	6	
5	N	Washington		0	6	43	A	Texas A&M		4	2	77	A	Long Beach St.		0	7	102	N	Duke	1	3	
11	H	Tennessee		0	1	43	A	Texas A&M		0	1	79	N	Ohio		0	1	105	N	McNeese	1	5	
						50	H	Lipscomb		4	1	83	A	FGCU		2	0	112	N	Rutgers	2	1	
						50	H	Lipscomb		7	1	83	A	FGCU		6	2	112	N	Rutgers	5	3	
						50	H	Lipscomb		2	7	83	A	FGCU		4	2	114	N	San Diego St.	8	0	
												89	N	BYU		13	3	135	H	Bucknell	1	0	
																		143	A	Kennesaw St.	11	3	
																		143	A	Kennesaw St.	4	5	
																		143	A	Kennesaw St.	2	3	
																		162	N	Boston U.	5	0	
																		189	H	Pittsburgh	4	1	
																		202	H	Princeton	12	0	
																		219	H	Sacred Heart	2	0	
																		219	H	Sacred Heart	5	0	
																		246	H	Wright St.	10	2	
																		253	H	Robert Morris	4	0	
																		264	H	Cleveland St.	9	0	
																		274	H	Quinnipiac	4	0	
																		287	H	Delaware St.	20	0	
						LAST 10 GAMES																	
						11	H	Tennessee		0	1	135	H	Bucknell		1	0						
						143	A	Kennesaw St.		2	3	202	H	Princeton		12	0						
						219	H	Sacred Heart		2	0	143	A	Kennesaw St.		11	3						
						253	H	Robert Morris		4	0	83	A	FGCU		4	2						
						219	H	Sacred Heart		5	0	50	H	Lipscomb		7	1						

Non-Div. I Games:

Liberty

Average RPI Win:		142	WON-LOST RECORD		WINNING PCT. RANK	LAST 10 GAMES		STRENGTH OF SCHEDULE		OPP. STRENGTH OF SCHEDULE	TEAM RPI	ADJ RPI	CONF. RPI	ADJ CONF. RPI			
Average RPI Loss:		84															
DIV. I ONLY			21-12-0		.63636	67	7-3-0		110	87	63	.55419	63	9	9		
DIV. I NON-CONF.			11-10-0		.52381	130	0-2-0		135	70	110	.51943	109	9	9		
TOTALS		RPI 1-25		RPI 26-50		W-L RECORDS		RPI 51-100		RPI 101-150		RPI 150+					
21-12-0		1-4-0		3-1-0		OVERALL		2-4-0		6-1-0		9-2-0					
8-1-0		0-0-0		0-0-0		HOME		0-0-0		3-1-0		5-0-0					
6-8-0		0-3-0		3-1-0		AWAY		0-2-0		3-0-0		0-2-0					
7-3-0		1-1-0		0-0-0		NEUTRAL		2-2-0		0-0-0		4-0-0					
11-10-0		1-4-0		1-0-0		NON-CONFERENCE		2-4-0		1-0-0		6-2-0					
3-0-0		0-0-0		0-0-0		HOME		0-0-0		1-0-0		2-0-0					
1-7-0		0-3-0		1-0-		AWAY		0-2-0		0-0-0		0-2-0					
7-3-0		1-1-0		0-0-0		NEUTRAL		2-2-0		0-0-0		4-0-0					
10-2-0		0-0-0		2-1-0		CONFERENCE		0-0-0		5-1-0		3-0-0					
5-1-0		0-0-0		0-0-0		HOME		0-0-0		2-1-0		3-0-0					
5-1-0		0-0-0		2-1-0		AWAY		0-0-0		3-0-0		0-0-0					
0-0-0		0-0-0		0-0-0		NEUTRAL		0-0-0		0-0-0		0-0-0					
RPI	S	Opponent		Score		RPI	S	Opponent		Score		RPI	S	Opponent		Score	
2	A	Oklahoma		0	8	43	A	Texas A&M		10	2	67	A	Baylor		2	5
16	A	Texas Tech		1	6	46	A	Louisiana Tech		10	9	91	N	Kent St.		0	6
16	A	Texas Tech		1	8	46	A	Louisiana Tech		5	2	91	N	Kent St.		9	0
21	N	Louisiana		2	10	46	A	Louisiana Tech		2	4	99	A	UT Arlington		10	13
21	N	Louisiana		5	1							99	N	UT Arlington		7	12
												99	N	UT Arlington		5	1
														120 H Southern Miss.		4	3
														120 H Southern Miss.		3	7
														120 H Southern Miss.		7	5
														141 H Northwestern St.		6	0
														179 N Seton Hall		14	2
														190 H UTEP		5	1
														190 H UTEP		3	1
														190 H UTEP		10	2
														195 N Creighton		7	3
														209 A California Baptist		5	6
														209 N California Baptist		8	7
														226 A Abilene Christian		1	9
														227 H Northern Colo.		8	2
														227 N Northern Colo.		9	0
														292 H Ark.-Pine Bluff		9	1
LAST 10 GAMES																	
														91 N Kent St.		9	0
														21 N Louisiana		2	10
														120 H Southern Miss.		4	3
														117 A FIU		3	0
														226 A Abilene Christian		1	9
														46 A Louisiana Tech		2	4
														46 A Louisiana Tech		5	2

Non-Div. I Games:

North Texas

Average RPI Win: 171		WON-LOST	WINNING	LAST 10	STRENGTH OF		OPP. STRENGTH	TEAM	ADJ		CONF.	ADJ CONF.					
Average RPI Loss: 134		RECORD	PCT. RANK	GAMES	SCHEDULE		OF SCHEDULE	RPI	RPI		RPI	RPI					
DIV. I ONLY		27-6-0	.81818	13	8-2-0		232	143	64	.55295	64	12	12				
DIV. I NON-CONF.		25-5-0	.83333	17	6-1-0		251	165	61	.55351	62	12	12				
TOTALS		RPI 1-25		RPI 26-50		W-L RECORDS		RPI 51-100		RPI 101-150		RPI 150+					
27-6-0		0-1-0		0-0-0		OVERALL		5-1-0		5-2-0		17-2-0					
16-3-0		0-0-0		0-0-0		HOME		2-0-0		2-1-0		12-2-0					
4-0-0		0-0-0		0-0-0		AWAY		2-0-0		0-0-0		2-0-0					
7-3-0		0-1-0		0-0-0		NEUTRAL		1-1-0		3-1-0		3-0-0					
25-5-0		0-1-0		0-0-0		NON-CONFERENCE		5-1-0		3-1-0		17-2-0					
14-2-0		0-0-0		0-0-0		HOME		2-0-0		0-0-0		12-2-0					
4-0-0		0-0-0		0-0-		AWAY		2-0-0		0-0-0		2-0-0					
7-3-0		0-1-0		0-0-0		NEUTRAL		1-1-0		3-1-0		3-0-0					
2-1-0		0-0-0		0-0-0		CONFERENCE		0-0-0		2-1-0		0-0-0					
2-1-0		0-0-0		0-0-0		HOME		0-0-0		2-1-0		0-0-0					
0-0-0		0-0-0		0-0-0		AWAY		0-0-0		0-0-0		0-0-0					
0-0-0		0-0-0		0-0-0		NEUTRAL		0-0-0		0-0-0		0-0-0					
RPI	S	Opponent		Score		RPI	S	Opponent		Score		RPI	S	Opponent		Score	
25	N	Boise St.		4	9												
								53	A	San Jose St.	6	5	113	H	CSUN	1	0
								58	H	Seattle U	1	0	113	H	CSUN	1	2
								58	H	Seattle U	3	1	113	H	CSUN	4	2
								66	A	California	2	1	119	N	Weber St.	2	7
								87	N	Miami (OH)	6	7	119	N	Weber St.	9	0
								89	N	BYU	4	2	119	N	Weber St.	13	8
													136	N	Nevada	9	1
													163	H	Sacramento St.	4	0
													176	H	Idaho St.	2	3
													190	H	UTEP	4	1
													190	H	UTEP	2	1
													190	N	UTEP	15	2
													191	H	Marist	4	0
													191	H	Marist	6	0
													191	H	Marist	3	0
													196	A	Montana	10	4
													196	H	Montana	2	1
													205	A	San Diego	2	1
													233	H	Saint Mary's (CA)	6	0
													235	N	Georgetown	5	4
													257	H	Santa Clara	6	0
													257	H	Santa Clara	10	2
													260	N	Northern Ky.	3	0
													265	H	Fairleigh Dickinson	5	0
													284	H	Rider	1	2
													284	H	Rider	13	0
													265	H	Fairleigh Dickinson	5	0
LAST 10 GAMES																	
25	N	Boise St.		4	9	113	H	CSUN		4	2	260	N	Northern Ky.		3	0
190	H	UTEP		2	1	66	A	California		2	1	265	H	Fairleigh Dickinson		5	0
113	H	CSUN		1	0	191	H	Marist		4	0	284	H	Rider		1	2
191	H	Marist		3	0	284	H	Rider		13	0	284	H	Rider		13	0
113	H	CSUN		1	2	265	H	Fairleigh Dickinson		5	0						

Non-Div. I Games:

UC Davis

Average RPI Win:		146	WON-LOST RECORD		WINNING PCT. RANK		LAST 10 GAMES		STRENGTH OF SCHEDULE		OPP. STRENGTH OF SCHEDULE		TEAM RPI		ADJ RPI		CONF. RPI		ADJ CONF. RPI	
DIV. I ONLY			20-12-0		.625 72		8-2-0		99		140		65		.55156 65		14		14	
DIV. I NON-CONF.			16-10-0		.61538 85		4-0-0		98		142		73		.54635 73		14		15	
TOTALS		RPI 1-25		RPI 26-50		W-L RECORDS		RPI 51-100		RPI 101-150		RPI 150+								
20-12-0		0-1-0		1-2-0		OVERALL		5-2-0		7-5-0		7-2-0								
10-5-0		0-0-0		1-1-0		HOME		2-0-0		2-3-0		5-1-0								
5-2-0		0-1-0		0-1-0		AWAY		1-0-0		3-0-0		1-0-0								
5-5-0		0-0-0		0-0-0		NEUTRAL		2-2-0		2-2-0		1-1-0								
16-10-0		0-1-0		1-2-0		NON-CONFERENCE		5-2-0		3-3-0		7-2-0								
9-3-0		0-0-0		1-1-0		HOME		2-0-0		1-1-0		5-1-0								
2-2-0		0-1-0		0-0-		AWAY		1-0-0		0-0-0		1-0-0								
5-5-0		0-0-0		0-0-0		NEUTRAL		2-2-0		2-2-0		1-1-0								
4-2-0		0-0-0		0-0-0		CONFERENCE		0-0-0		4-2-0		0-0-0								
1-2-0		0-0-0		0-0-0		HOME		0-0-0		1-2-0		0-0-0								
3-0-0		0-0-0		0-0-0		AWAY		0-0-0		3-0-0		0-0-0								
0-0-0		0-0-0		0-0-0		NEUTRAL		0-0-0		0-0-0		0-0-0								
RPI	S	Opponent		Score		RPI	S	Opponent		Score		RPI	S	Opponent		Score				
1	A	Florida St.		0 8		26	A	South Carolina		3 11		60	N	Iowa St.		2 4				
						49	H	Longwood		4 3		60	N	Iowa St.		8 4				
						49	H	Longwood		0 2		73	N	Maryland		9 17				
												75	A	Elon		4 1				
												75	H	Elon		2 0				
												75	H	Elon		8 0				
												79	N	Ohio		4 3				
														122 N St. John's (NY)		8 4				
														122 N St. John's (NY)		0 6				
														124 H Towson		2 4				
														124 H Towson		10 9				
														130 H Samford		9 0				
														130 H Samford		4 7				
														130 H Samford		2 5				
														145 N UNCW		0 5				
														145 N UNCW		11 10				
														157 N George Washington		3 4				
														200 H Delaware		6 5				
														211 N Fairfield		9 1				
														219 H Sacred Heart		9 5				
														256 H Iona		3 2				
														260 H Northern Ky.		5 2				
														261 H Oakland		5 0				
														275 A N.C. A&T		8 6				
														293 H Saint Peter's		2 4				
LAST 10 GAMES																				
						145	N	UNCW		11 10		103	A	Chattanooga		4 3				
						145	N	UNCW		0 5		103	A	Chattanooga		2 0				
						103	A	Chattanooga		3 2		130	H	Samford		4 7				
						130	H	Samford		2 5		130	H	Samford		9 0				
						75	H	Elon		8 0		75	A	Elon		4 1				

Non-Div. I Games:

UNC Greensboro

California

Through Games Of March 31, 2019

Average RPI Win:		180	WON-LOST RECORD		WINNING PCT. RANK		LAST 10 GAMES		STRENGTH OF SCHEDULE		OPP. STRENGTH OF SCHEDULE		TEAM RPI		ADJ RPI		CONF. RPI		ADJ CONF. RPI				
DIV. I ONLY			20-15-0		.57143 99		2-8-0		75		71		67		.55046 66		2		2				
DIV. I NON-CONF.			19-8-0		.7037 51		1-1-0		165		94		62		.55591 58		2		2				
TOTALS		RPI 1-25		RPI 26-50				W-L RECORDS		RPI 51-100				RPI 101-150				RPI 150+					
20-15-0		1-11-0		1-0-0				OVERALL		2-2-0				3-2-0				13-0-0					
2-3-0		0-2-0		0-0-0				HOME		0-1-0				0-0-0				2-0-0					
5-7-0		0-5-0		0-0-0				AWAY		0-0-0				2-2-0				3-0-0					
13-5-0		1-4-0		1-0-0				NEUTRAL		2-1-0				1-0-0				8-0-0					
19-8-0		1-6-0		1-0-0				NON-CONFERENCE		2-2-0				2-0-0				13-0-0					
2-1-0		0-0-0		0-0-0				HOME		0-1-0				0-0-0				2-0-0					
4-2-0		0-2-0		0-0-				AWAY		0-0-0				1-0-0				3-0-0					
13-5-0		1-4-0		1-0-0				NEUTRAL		2-1-0				1-0-0				8-0-0					
1-7-0		0-5-0		0-0-0				CONFERENCE		0-0-0				1-2-0				0-0-0					
0-2-0		0-2-0		0-0-0				HOME		0-0-0				0-0-0				0-0-0					
1-5-0		0-3-0		0-0-0				AWAY		0-0-0				1-2-0				0-0-0					
0-0-0		0-0-0		0-0-0				NEUTRAL		0-0-0				0-0-0				0-0-0					
RPI	S	Opponent		Score		RPI	S	Opponent		Score		RPI	S	Opponent		Score		RPI	S	Opponent		Score	
3	A	UCLA		0	1	29	N	Notre Dame		7	6	55	N	Cal St. Fullerton		2	1	102	N	Duke		1	0
3	A	UCLA		2	3							64	H	UC Davis		1	2	116	A	Utah		8	7
3	A	UCLA		0	6							77	N	Long Beach St.		12	9	116	A	Utah		3	7
7	N	Texas		0	10							86	N	New Mexico St.		5	6	116	A	Utah		4	5
8	N	Minnesota		0	4													128	A	Hawaii		14	0
13	N	Oklahoma St.		1	4													155	N	SIUE		8	0
17	N	Kentucky		0	5													163	A	Sacramento St.		3	1
18	N	James Madison		7	2													208	N	Fordham		9	0
20	H	Stanford		3	9													212	N	Bowling Green		11	3
20	H	Stanford		10	11													220	N	A&M-Corpus Christi		4	1
21	A	Louisiana		3	7													224	A	UC Santa Barbara		11	0
21	A	Louisiana		1	7													233	A	Saint Mary's (CA)		13	5
																		265	H	Fairleigh Dickinson		6	1
																		265	H	Fairleigh Dickinson		12	1
																		272	N	Incarnate Word		7	0
																		276	N	Niagara		14	3
																		291	N	St. Bonaventure		8	0
																		291	N	St. Bonaventure		12	0
LAST 10 GAMES																							
265	H	Fairleigh Dickinson		12	1	3	A	UCLA		0	6												
265	H	Fairleigh Dickinson		6	1	3	A	UCLA		0	1												
212	N	Bowling Green		11	3	3	A	UCLA		2	3												
17	N	Kentucky		0	5	64	H	UC Davis		1	2												
21	A	Louisiana		3	7	20	H	Stanford		10	11												

Non-Div. I Games:

California

Average RPI Win:	93	WON-LOST RECORD	WINNING PCT. RANK	LAST 10 GAMES	STRENGTH OF SCHEDULE	OPP. STRENGTH OF SCHEDULE	TEAM RPI	ADJ RPI	CONF. RPI	ADJ CONF. RPI					
DIV. I ONLY		15-17-0	.46875	159	2-8-0	35	35	73	.55023	67	3	3			
DIV. I NON-CONF.		13-12-0	.52	133	0-3-0	35	37	55	.56128	53	3	3			
<hr/>															
TOTALS	RPI 1-25	RPI 26-50		W-L RECORDS		RPI 51-100		RPI 101-150		RPI 150+					
15-17-0	2-6-0	2-3-0		OVERALL		4-5-0		5-0-0		2-3-0					
6-11-0	2-4-0	0-2-0		HOME		2-4-0		2-0-0		0-1-0					
5-3-0	0-1-0	0-0-0		AWAY		1-0-0		3-0-0		1-2-0					
4-3-0	0-1-0	2-1-0		NEUTRAL		1-1-0		0-0-0		1-0-0					
13-12-0	1-3-0	2-3-0		NON-CONFERENCE		4-5-0		5-0-0		1-1-0					
5-8-0	1-1-0	0-2-0		HOME		2-4-0		2-0-0		0-1-0					
4-1-0	0-1-0	0-0-		AWAY		1-0-0		3-0-0		0-0-0					
4-3-0	0-1-0	2-1-0		NEUTRAL		1-1-0		0-0-0		1-0-0					
2-5-0	1-3-0	0-0-0		CONFERENCE		0-0-0		0-0-0		1-2-0					
1-3-0	1-3-0	0-0-0		HOME		0-0-0		0-0-0		0-0-0					
1-2-0	0-0-0	0-0-0		AWAY		0-0-0		0-0-0		1-2-0					
0-0-0	0-0-0	0-0-0		NEUTRAL		0-0-0		0-0-0		0-0-0					
<hr/>															
RPI S	Opponent	Score		RPI S	Opponent	Score		RPI S	Opponent	Score		RPI S	Opponent	Score	
5 N	Washington	2	8	26 N	South Carolina	4	1	62 N	Liberty	6	1	105 A	McNeese	7	2
7 H	Texas	0	2	29 N	Notre Dame	1	14	63 H	North Texas	5	2	105 A	McNeese	5	2
13 H	Oklahoma St.	1	9	45 H	Houston	1	6	78 A	Texas St.	4	1	111 A	UTSA	4	1
13 H	Oklahoma St.	2	1	45 H	Houston	0	2	82 H	Sam Houston St.	7	0	120 H	Southern Miss.	4	3
13 H	Oklahoma St.	2	21	47 N	North Carolina	10	9	89 N	BYU	3	4	120 H	Southern Miss.	3	1
21 A	Louisiana	1	4					91 H	Kent St.	5	6	161 A	Kansas	3	2
21 H	Louisiana	2	5					91 H	Kent St.	0	1	161 A	Kansas	1	7
21 H	Louisiana	4	3					99 H	UT Arlington	2	5	161 A	Kansas	8	9
								99 H	UT Arlington	2	10	207 H	Central Ark.	5	8
												281 N	Southern Utah	5	1
<hr/>															
LAST 10 GAMES															
91 H	Kent St.	5	6	45 H	Houston	1	6								
91 H	Kent St.	0	1	161 A	Kansas	3	2								
120 H	Southern Miss.	4	3	161 A	Kansas	8	9								
99 H	UT Arlington	2	10	161 A	Kansas	1	7								
99 H	UT Arlington	2	5	7 H	Texas	0	2								

Non-Div. I Games:

Baylor

Grand Canyon

Through Games Of March 31, 2019

Average RPI Win: 157		WON-LOST	WINNING	LAST 10	STRENGTH OF		OPP. STRENGTH	TEAM	ADJ		CONF.	ADJ CONF.
Average RPI Loss: 88		RECORD	PCT. RANK	GAMES	SCHEDULE		OF SCHEDULE	RPI	RPI		RPI	RPI
DIV. I ONLY		23-14-0	.62162	77	9-1-0		129	67	70		.55006	68
DIV. I NON-CONF.		18-13-0	.58065	99	4-0-0		88	32	64		.55275	64
TOTALS		RPI 1-25	RPI 26-50		W-L RECORDS		RPI 51-100		RPI 101-150		RPI 150+	
23-14-0		1-6-0	2-1-0		OVERALL		1-1-0		5-2-0		14-4-0	
18-6-0		1-3-0	2-0-0		HOME		1-0-0		3-1-0		11-2-0	
4-3-0		0-1-0	0-0-0		AWAY		0-1-0		2-0-0		2-1-0	
1-5-0		0-2-0	0-1-0		NEUTRAL		0-0-0		0-1-0		1-1-0	
18-13-0		1-6-0	2-1-0		NON-CONFERENCE		1-1-0		5-2-0		9-3-0	
15-6-0		1-3-0	2-0-0		HOME		1-0-0		3-1-0		8-2-0	
2-2-0		0-1-0	0-0-		AWAY		0-1-0		2-0-0		0-0-0	
1-5-0		0-2-0	0-1-0		NEUTRAL		0-0-0		0-1-0		1-1-0	
5-1-0		0-0-0	0-0-0		CONFERENCE		0-0-0		0-0-0		5-1-0	
3-0-0		0-0-0	0-0-0		HOME		0-0-0		0-0-0		3-0-0	
2-1-0		0-0-0	0-0-0		AWAY		0-0-0		0-0-0		2-1-0	
0-0-0		0-0-0	0-0-0		NEUTRAL		0-0-0		0-0-0		0-0-0	
RPI S	Opponent	Score	RPI S	Opponent	Score	RPI S	Opponent	Score	RPI S	Opponent	Score	
1 H	Florida St.	1 11	27 N	Drake	1 3	60 H	Iowa St.	2 0	114 A	San Diego St.	8 0	
1 H	Florida St.	5 3	33 H	Ohio St.	4 3	96 A	Syracuse	2 3	114 H	San Diego St.	9 0	
2 A	Oklahoma	0 1	33 H	Ohio St.	8 7				116 H	Utah	8 6	
2 H	Oklahoma	1 7							118 H	Middle Tenn.	5 7	
14 N	Northwestern	2 7							119 A	Weber St.	2 0	
19 N	Tulsa	0 8							119 H	Weber St.	2 0	
25 H	Boise St.	0 8							150 N	Northern Ill.	2 3	
									159 H	South Dakota	1 4	
									159 H	South Dakota	3 0	
									166 H	Michigan St.	7 2	
									188 H	Charlotte	4 3	
									188 H	Charlotte	5 6	
									192 H	Lehigh	9 0	
									192 H	Lehigh	5 0	
									209 A	California Baptist	1 10	
									209 A	California Baptist	5 0	
									209 A	California Baptist	3 2	
									221 H	North Dakota	8 2	
									224 N	UC Santa Barbara	1 4	
									224 N	UC Santa Barbara	3 1	
									225 H	Utah Valley	2 0	
									225 H	Utah Valley	8 0	
									225 H	Utah Valley	8 4	
									227 H	Northern Colo.	8 0	
									236 H	Yale	6 3	
			LAST 10 GAMES									
			166 H	Michigan St.	7 2	188 H	Charlotte	5 6				
			209 A	California Baptist	5 0	209 A	California Baptist	1 10				
			192 H	Lehigh	9 0	209 A	California Baptist	3 2				
			225 H	Utah Valley	8 0	225 H	Utah Valley	8 4				
			1 H	Florida St.	1 11	225 H	Utah Valley	2 0				

Non-Div. I Games:

Grand Canyon

Average RPI Win: 153		WON-LOST	WINNING	LAST 10	STRENGTH OF		OPP. STRENGTH	TEAM	ADJ		CONF.	ADJ CONF.		
Average RPI Loss: 75		RECORD	PCT. RANK	GAMES	SCHEDULE		OF SCHEDULE	RPI	RPI		RPI	RPI		
DIV. I ONLY		23-14-0	.62162	77	7-3-0		125	76	68		.5478	69		
DIV. I NON-CONF.		23-14-0	.62162	82	7-3-0		118	65	69		.5478	67		
TOTALS		RPI 1-25	RPI 26-50		W-L RECORDS		RPI 51-100		RPI 101-150		RPI 150+			
23-14-0		1-5-0	0-2-0		OVERALL		3-3-0		6-0-0		13-4-0			
14-6-0		0-2-0	0-2-0		HOME		2-1-0		2-0-0		10-1-0			
1-5-0		0-1-0	0-0-0		AWAY		1-1-0		0-0-0		0-3-0			
8-3-0		1-2-0	0-0-0		NEUTRAL		0-1-0		4-0-0		3-0-0			
23-14-0		1-5-0	0-2-0		NON-CONFERENCE		3-3-0		6-0-0		13-4-0			
14-6-0		0-2-0	0-2-0		HOME		2-1-0		2-0-0		10-1-0			
1-5-0		0-1-0	0-0-		AWAY		1-1-0		0-0-0		0-3-0			
8-3-0		1-2-0	0-0-0		NEUTRAL		0-1-0		4-0-0		3-0-0			
0-0-0		0-0-0	0-0-0		CONFERENCE		0-0-0		0-0-0		0-0-0			
0-0-0		0-0-0	0-0-0		HOME		0-0-0		0-0-0		0-0-0			
0-0-0		0-0-0	0-0-0		AWAY		0-0-0		0-0-0		0-0-0			
0-0-0		0-0-0	0-0-0		NEUTRAL		0-0-0		0-0-0		0-0-0			
RPI	S	Opponent	Score		RPI	S	Opponent	Score		RPI	S	Opponent	Score	
2	H	Oklahoma	0	14	36	H	Illinois	2	5	55	H	Cal St. Fullerton	3	0
3	A	UCLA	1	3	42	H	Oregon St.	2	6	55	H	Cal St. Fullerton	5	12
14	N	Northwestern	3	2						55	H	Cal St. Fullerton	4	3
15	N	Auburn	2	9						56	N	Fresno St.	1	4
25	H	Boise St.	6	14						77	A	Long Beach St.	0	8
25	N	Boise St.	8	9						77	A	Long Beach St.	3	0

Non-Div. I Games:

Loyola Marymount

[illegible]

Non-Div. I Games:

Southeast Mo. St.

Average RPI Win: 186		WON-LOST	WINNING	LAST 10	STRENGTH OF		OPP. STRENGTH	TEAM	ADJ	CONF.	ADJ CONF.
Average RPI Loss: 90		RECORD	PCT. RANK	GAMES	SCHEDULE		OF SCHEDULE	RPI	RPI	RPI	RPI
DIV. I ONLY		18-11-0	.62069	80	8-2-0		66	237	66	.54567	71
DIV. I NON-CONF.		13-10-0	.56522	104	3-1-0		106	222	107	.52094	108
TOTALS		RPI 1-25	RPI 26-50		W-L RECORDS		RPI 51-100		RPI 101-150		RPI 150+
18-11-0	0-0-0	0-2-0		OVERALL		1-4-0		5-4-0		12-1-0	
4-3-0	0-0-0	0-0-0		HOME		0-1-0		1-1-0		3-1-0	
5-4-0	0-0-0	0-0-0		AWAY		0-1-0		2-3-0		3-0-0	
9-4-0	0-0-0	0-2-0		NEUTRAL		1-2-0		2-0-0		6-0-0	
13-10-0	0-0-0	0-2-0		NON-CONFERENCE		1-4-0		4-3-0		8-1-0	
1-2-0	0-0-0	0-0-0		HOME		0-1-0		0-0-0		1-1-0	
3-4-0	0-0-0	0-0-		AWAY		0-1-0		2-3-0		1-0-0	
9-4-0	0-0-0	0-2-0		NEUTRAL		1-2-0		2-0-0		6-0-0	
5-1-0	0-0-0	0-0-0		CONFERENCE		0-0-0		1-1-0		4-0-0	
3-1-0	0-0-0	0-0-0		HOME		0-0-0		1-1-0		2-0-0	
2-0-0	0-0-0	0-0-0		AWAY		0-0-0		0-0-0		2-0-0	
0-0-0	0-0-0	0-0-0		NEUTRAL		0-0-0		0-0-0		0-0-0	
RPI S	Opponent	Score		RPI S	Opponent	Score		RPI S	Opponent	Score	
49 N	Longwood	2	6	52 H	Western Ky.	5	6	101 H	Jacksonville St.	2	9
49 N	Longwood	1	10	75 A	Elon	5	7	101 H	Jacksonville St.	10	5
				88 N	Marshall	2	5	103 A	Chattanooga	0	2
				88 N	Marshall	4	8	103 A	Chattanooga	1	2
				95 N	Appalachian St.	7	6	103 A	Chattanooga	2	5
								124 N	Towson	5	0
								142 N	Southeastern La.	5	0
								145 A	UNCW	6	2
								145 A	UNCW	2	0
								168 A	UT Martin	4	3
								168 A	UT Martin	9	3
								181 H	Dayton	4	1
								181 H	Dayton	0	2
								182 H	Tennessee Tech	9	4
								182 H	Tennessee Tech	13	3
								183 N	Western Ill.	4	3
								240 N	Youngstown St.	5	2
								245 N	Purdue Fort Wayne	11	1
								250 A	Alabama St.	6	2
								266 N	Presbyterian	18	1
								268 N	Canisius	11	9
								268 N	Canisius	12	4
LAST 10 GAMES				52 H	Western Ky.	5	6	103 A	Chattanooga	2	5
				183 N	Western Ill.	4	3	75 A	Elon	5	7
				245 N	Purdue Fort Wayne	11	1	101 H	Jacksonville St.	10	5
				250 A	Alabama St.	6	2	168 A	UT Martin	9	3
				103 A	Chattanooga	0	2	181 H	Dayton	4	1

Non-Div. I Games:

Eastern Ky.

Average RPI Win: 144		WON-LOST RECORD	WINNING PCT. RANK	LAST 10 GAMES	STRENGTH OF SCHEDULE	OPP. STRENGTH OF SCHEDULE	TEAM RPI	ADJ RPI		CONF. RPI	ADJ CONF. RPI						
Average RPI Loss: 85																	
DIV. I ONLY		17-17-0	.5 132	4-6-0	44	106	77	.54276	73	4	4						
DIV. I NON-CONF.		16-12-0	.57143 103	3-1-0	65	189	82	.54238	78	5	5						
<hr/>																	
TOTALS		RPI 1-25		RPI 26-50		W-L RECORDS		RPI 51-100		RPI 101-150		RPI 150+					
17-17-0		0-4-0		3-6-0		OVERALL		2-0-0		4-2-0		8-5-0					
5-7-0		0-3-0		1-2-0		HOME		0-0-0		0-1-0		4-1-0					
2-6-0		0-0-0		1-4-0		AWAY		0-0-0		1-1-0		0-1-0					
10-4-0		0-1-0		1-0-0		NEUTRAL		2-0-0		3-0-0		4-3-0					
16-12-0		0-1-0		2-4-0		NON-CONFERENCE		2-0-0		4-2-0		8-5-0					
4-2-0		0-0-0		0-0-0		HOME		0-0-0		0-1-0		4-1-0					
2-6-0		0-0-0		1-0-		AWAY		0-0-0		1-1-0		0-1-0					
10-4-0		0-1-0		1-0-0		NEUTRAL		2-0-0		3-0-0		4-3-0					
1-5-0		0-3-0		1-2-0		CONFERENCE		0-0-0		0-0-0		0-0-0					
1-5-0		0-3-0		1-2-0		HOME		0-0-0		0-0-0		0-0-0					
0-0-0		0-0-0		0-0-0		AWAY		0-0-0		0-0-0		0-0-0					
0-0-0		0-0-0		0-0-0		NEUTRAL		0-0-0		0-0-0		0-0-0					
RPI	S	Opponent		Score		RPI	S	Opponent		Score		RPI	S	Opponent		Score	
8	H	Minnesota		5 6		33	H	Ohio St.		1 10		65	N	UNC Greensboro		17 9	
8	H	Minnesota		3 5		33	H	Ohio St.		3 2		100	N	Nicholls St.		2 1	
8	H	Minnesota		5 19		33	H	Ohio St.		3 15							
10	N	Alabama		0 10		40	N	UNLV		5 0							
						45	A	Houston		4 2							
						45	A	Houston		4 12							
						47	A	North Carolina		5 11							
						48	A	Troy		1 10							
						48	A	Troy		3 4							

Non-Div. I Games:

Maryland

Average RPI Win: 128		WON-LOST RECORD		WINNING PCT. RANK		LAST 10 GAMES		STRENGTH OF SCHEDULE		OPP. STRENGTH OF SCHEDULE		TEAM RPI		ADJ RPI		CONF. RPI		ADJ CONF. RPI	
DIV. I ONLY		15-13-0		.53571 116		7-3-0		87		55		78		.54238 74		11		11	
DIV. I NON-CONF.		12-10-0		.54545 112		4-0-0		71		43		75		.54718 68		10		10	
TOTALS		RPI 1-25		RPI 26-50		W-L RECORDS		RPI 51-100		RPI 101-150		RPI 150+							
15-13-0		0-2-0		1-5-0		OVERALL		7-2-0		1-3-0		6-1-0							
2-3-0		0-0-0		0-2-0		HOME		0-0-0		0-0-0		2-1-0							
5-2-0		0-1-0		1-0-0		AWAY		1-1-0		1-0-0		2-0-0							
8-8-0		0-1-0		0-3-0		NEUTRAL		6-1-0		0-3-0		2-0-0							
12-10-0		0-2-0		1-3-0		NON-CONFERENCE		7-2-0		0-3-0		4-0-0							
0-0-0		0-0-0		0-0-0		HOME		0-0-0		0-0-0		0-0-0							
4-2-0		0-1-0		1-0-		AWAY		1-1-0		0-0-0		2-0-0							
8-8-0		0-1-0		0-3-0		NEUTRAL		6-1-0		0-3-0		2-0-0							
3-3-0		0-0-0		0-2-0		CONFERENCE		0-0-0		1-0-0		2-1-0							
2-3-0		0-0-0		0-2-0		HOME		0-0-0		0-0-0		2-1-0							
1-0-0		0-0-0		0-0-0		AWAY		0-0-0		1-0-0		0-0-0							
0-0-0		0-0-0		0-0-0		NEUTRAL		0-0-0		0-0-0		0-0-0							
RPI S	Opponent		Score		RPI S	Opponent		Score		RPI S	Opponent		Score						
11 A	Tennessee		0	8	27 H	Drake		1	6	53 N	San Jose St.		14	6					
20 N	Stanford		5	12	27 H	Drake		6	7	58 N	Seattle U		5	4					
					32 A	Missouri		8	1	78 N	Texas St.		12	10					
					39 N	Oregon		3	13	81 N	Purdue		12	3					
					44 N	Louisville		5	7	81 N	Purdue		2	4					
					44 N	Louisville		0	6	86 A	New Mexico St.		4	3					
										86 A	New Mexico St.		7	8					
										94 N	South Alabama		4	3					
										94 N	South Alabama		12	4					

Non-Div. I Games:

Bradley

Average RPI Win:		160	WON-LOST RECORD		WINNING PCT. RANK		LAST 10 GAMES		STRENGTH OF SCHEDULE		OPP. STRENGTH OF SCHEDULE		TEAM RPI		ADJ RPI		CONF. RPI		ADJ CONF. RPI				
DIV. I ONLY				19-14-1	.57353	98	4-6-0		76		145		74		.5419		75	13		13			
DIV. I NON-CONF.				16-11-1	.58929	94	1-3-0		141		161		102		.52834		100	13		13			
TOTALS		RPI 1-25		RPI 26-50		W-L RECORDS		RPI 51-100		RPI 101-150		RPI 150+											
19-14-1		1-3-0		2-2-1		OVERALL		3-3-0		4-4-0		9-2-0											
14-5-0		0-0-0		1-0-0		HOME		3-1-0		3-3-0		7-1-0											
2-7-0		1-3-0		1-1-0		AWAY		0-2-0		0-0-0		0-1-0											
3-2-1		0-0-0		0-1-1		NEUTRAL		0-0-0		1-1-0		2-0-0											
16-11-1		0-1-0		2-2-1		NON-CONFERENCE		3-3-0		2-3-0		9-2-0											
12-4-0		0-0-0		1-0-0		HOME		3-1-0		1-2-0		7-1-0											
1-5-0		0-1-0		1-0-		AWAY		0-2-0		0-0-0		0-1-0											
3-2-1		0-0-0		0-1-1		NEUTRAL		0-0-0		1-1-0		2-0-0											
3-3-0		1-2-0		0-0-0		CONFERENCE		0-0-0		2-1-0		0-0-0											
2-1-0		0-0-0		0-0-0		HOME		0-0-0		2-1-0		0-0-0											
1-2-0		1-2-0		0-0-0		AWAY		0-0-0		0-0-0		0-0-0											
0-0-0		0-0-0		0-0-0		NEUTRAL		0-0-0		0-0-0		0-0-0											
RPI	S	Opponent		Score		RPI	S	Opponent		Score		RPI	S	Opponent		Score		RPI	S	Opponent		Score	
1	A	Florida St.		1	15	37	A	Georgia		0	5	65	A	UNC Greensboro		0	8	102	H	Duke		5	4
18	A	James Madison		5	3	37	A	Georgia		5	4	65	A	UNC Greensboro		0	2	123	H	Virginia		3	7
18	A	James Madison		3	10	49	H	Longwood		5	2	65	H	UNC Greensboro		1	4	130	N	Samford		8	2
18	A	James Madison		2	13	50	N	Lipscomb		4	5	71	H	Eastern Ky.		7	5	130	N	Samford		0	4
						50	N	Lipscomb		8	8	95	H	Appalachian St.		10	2	144	H	Campbell		2	6
												95	H	Appalachian St.		4	0	145	H	UNCW		1	0
																		145	H	UNCW		3	6
																		145	H	UNCW		2	1
																		156	H	Radford		8	4
																		183	N	Western Ill.		6	3
																		188	A	Charlotte		2	7
																		212	N	Bowling Green		2	1
																		228	H	Hampton		9	7
																		260	H	Northern Ky.		9	2
																		261	H	Oakland		4	5
																		275	H	N.C. A&T		7	0
																		277	H	Lafayette		7	1
																		277	H	Lafayette		9	8
																		290	H	La Salle		9	0
				LAST 10 GAMES																			
				145	H	UNCW		2	1	145	H	UNCW		1	0								
				37	A	Georgia		0	5	18	A	James Madison		5	3								
				277	H	Lafayette		9	8	65	A	UNC Greensboro		0	8								
				277	H	Lafayette		7	1	145	H	UNCW		3	6								
				71	H	Eastern Ky.		7	5	144	H	Campbell		2	6								

Non-Div. I Games:

Elon

Average RPI Win:		198	WON-LOST RECORD		WINNING PCT. RANK		LAST 10 GAMES		STRENGTH OF SCHEDULE		OPP. STRENGTH OF SCHEDULE		TEAM RPI		ADJ RPI		CONF. RPI		ADJ CONF. RPI				
DIV. I ONLY		26-10-0		.72222		33		6-4-0		188		168		72		.54167		76		17		17	
DIV. I NON-CONF.		18-6-0		.75		34		0		190		127		59		.5513		65		21		21	
TOTALS		RPI 1-25		RPI 26-50		W-L RECORDS		RPI 51-100		RPI 101-150		RPI 150+											
26-10-0		0-1-0		0-5-0		OVERALL		2-0-0		3-2-0		21-2-0											
19-1-0		0-0-0		0-0-0		HOME		1-0-0		2-1-0		16-0-0											
3-6-0		0-1-0		0-3-0		AWAY		0-0-0		0-0-0		3-2-0											
4-3-0		0-0-0		0-2-0		NEUTRAL		1-0-0		1-1-0		2-0-0											
18-6-0		0-1-0		0-2-0		NON-CONFERENCE		2-0-0		3-2-0		13-1-0											
13-1-0		0-0-0		0-0-0		HOME		1-0-0		2-1-0		10-0-0											
1-2-0		0-1-0		0-0-		AWAY		0-0-0		0-0-0		1-1-0											
4-3-0		0-0-0		0-2-0		NEUTRAL		1-0-0		1-1-0		2-0-0											
8-4-0		0-0-0		0-3-0		CONFERENCE		0-0-0		0-0-0		8-1-0											
6-0-0		0-0-0		0-0-0		HOME		0-0-0		0-0-0		6-0-0											
2-4-0		0-0-0		0-3-0		AWAY		0-0-0		0-0-0		2-1-0											
0-0-0		0-0-0		0-0-0		NEUTRAL		0-0-0		0-0-0		0-0-0											
RPI	S	Opponent		Score		RPI	S	Opponent		Score		RPI	S	Opponent		Score		RPI	S	Opponent		Score	
4	A	LSU		0 2		38	N	Indiana		4 6		72	N	SFA		3 0		102	H	Duke		3 1	
						38	N	Indiana		0 2		87	H	Miami (OH)		3 1		110	N	Illinois St.		3 0	
						49	A	Longwood		5 9								121	H	East Carolina		1 3	
						49	A	Longwood		1 2								122	N	St. John's (NY)		8 10	
						49	A	Longwood		5 6								124	H	Towson		6 4	
																		169	H	UConn		3 2	
																		169	H	UConn		4 2	
																		171	H	ETSU		3 0	
																		171	H	ETSU		8 0	
																		175	N	Colgate		3 2	
																		194	A	Jacksonville		4 0	
																		194	A	Jacksonville		2 3	
																		201	N	Eastern Ill.		8 0	
																		212	H	Bowling Green		4 2	
																		215	A	Charleston So.		6 1	
																		215	A	Charleston So.		4 5	
																		215	A	Charleston So.		1 0	
																		228	H	Hampton		10 1	
																		228	H	Hampton		9 1	
																		228	H	Hampton		15 0	
																		240	H	Youngstown St.		2 1	
																		253	H	Robert Morris		8 0	
																		253	H	Robert Morris		8 0	
																		253	H	Robert Morris		5 1	
																		266	H	Presbyterian		8 0	
																		266	H	Presbyterian		9 1	
																		266	H	Presbyterian		11 0	
LAST 10 GAMES																							
						49	A	Longwood		1 2		49	A	Longwood		5 9		253	H	Robert Morris		8 0	
						253	H	Robert Morris		8 0		194	A	Jacksonville		2 3		253	H	Robert Morris		5 1	
						266	H	Presbyterian		8 0		171	H	ETSU		3 0		266	H	Presbyterian		8 0	
						215	A	Charleston So.		6 1		228	H	Hampton		9 1		266	H	Presbyterian		9 1	
						228	H	Hampton		10 1		228	H	Hampton		15 0		266	H	Presbyterian		11 0	

Non-Div. I Games:

USC Upstate

RPI	S	Opponent	Score	
273	H	N.C. Central	14	0

USC Upstate

U
S
C
U
p
s
t
a
t
e

U
S
C
U
p
s
t
a
t
e

Average RPI Win: 139		WON-LOST	WINNING	LAST 10	STRENGTH OF		OPP. STRENGTH	TEAM	ADJ	CONF.	ADJ CONF.
Average RPI Loss: 71		RECORD	PCT. RANK	GAMES	SCHEDULE		OF SCHEDULE	RPI	RPI	RPI	RPI
DIV. I ONLY		14-18-0	.4375	178	6-4-0		21	111	81	.54095	77
DIV. I NON-CONF.		13-16-0	.44828	171	5-2-0		25	77	83	.54202	79
TOTALS		RPI 1-25	RPI 26-50		W-L RECORDS		RPI 51-100		RPI 101-150		RPI 150+
14-18-0		0-5-0	2-2-0		OVERALL		4-6-0		1-4-0		7-1-0
4-8-0		0-2-0	1-1-0		HOME		2-4-0		0-1-0		1-0-0
1-3-0		0-0-0	0-1-0		AWAY		0-0-0		1-2-0		0-0-0
9-7-0		0-3-0	1-0-0		NEUTRAL		2-2-0		0-1-0		6-1-0
13-16-0		0-5-0	2-2-0		NON-CONFERENCE		4-6-0		0-2-0		7-1-0
4-8-0		0-2-0	1-1-0		HOME		2-4-0		0-1-0		1-0-0
0-1-0		0-0-0	0-0-		AWAY		0-0-0		0-0-0		0-0-0
9-7-0		0-3-0	1-0-0		NEUTRAL		2-2-0		0-1-0		6-1-0
1-2-0		0-0-0	0-0-0		CONFERENCE		0-0-0		1-2-0		0-0-0
0-0-0		0-0-0	0-0-0		HOME		0-0-0		0-0-0		0-0-0
1-2-0		0-0-0	0-0-0		AWAY		0-0-0		1-2-0		0-0-0
0-0-0		0-0-0	0-0-0		NEUTRAL		0-0-0		0-0-0		0-0-0
RPI S	Opponent	Score	RPI S	Opponent	Score	RPI S	Opponent	Score	RPI S	Opponent	Score
3 H	UCLA	3 5	40 A	UNLV	5 6	53 N	San Jose St.	5 0	106 N	UIC	2 8
6 N	Arizona	3 12	42 H	Oregon St.	2 4	56 H	Fresno St.	3 6	114 H	San Diego St.	1 4
14 N	Northwestern	1 2	42 H	Oregon St.	6 4	60 N	Iowa St.	1 2	128 A	Hawaii	5 2
25 H	Boise St.	3 4	47 N	North Carolina	8 4	62 H	Liberty	7 0	128 A	Hawaii	1 4
25 N	Boise St.	0 3				66 N	California	9 12	128 A	Hawaii	3 11
						69 H	Loyola Marymount	8 0	162 N	Boston U.	9 0
						69 H	Loyola Marymount	0 3	170 N	Col. of Charleston	11 1
						79 H	Ohio	1 5	177 N	Harvard	8 0
						89 H	BYU	6 11	179 N	Seton Hall	11 2
						98 N	DePaul	5 0	221 N	North Dakota	1 2
									225 N	Utah Valley	16 10
									251 H	Army West Point	4 2
									281 N	Southern Utah	10 5
LAST 10 GAMES											
14 N	Northwestern	1 2	69 H	Loyola Marymount	0 3						
128 A	Hawaii	3 11	177 N	Harvard	8 0						
69 H	Loyola Marymount	8 0	60 N	Iowa St.	1 2						
128 A	Hawaii	5 2	98 N	DePaul	5 0						
128 A	Hawaii	1 4	162 N	Boston U.	9 0						

Non-Div. I Games:

Long Beach St.

Average RPI Win: 148		WON-LOST	WINNING	LAST 10	STRENGTH OF		OPP. STRENGTH	TEAM	ADJ		CONF.	ADJ CONF.
Average RPI Loss: 58		RECORD	PCT. RANK	GAMES	SCHEDULE		OF SCHEDULE	RPI	RPI		RPI	RPI
DIV. I ONLY		19-15-0	.55882	108	9-1-0		127	43	86		.54029	78
DIV. I NON-CONF.		11-11-0	.5	139	2-0-0		30	81	67		.55458	60
TOTALS		RPI 1-25	RPI 26-50		W-L RECORDS		RPI 51-100		RPI 101-150		RPI 150+	
19-15-0		0-3-0	3-4-0		OVERALL		5-7-0		0-1-0		11-0-0	
6-7-0		0-3-0	0-0-0		HOME		1-3-0		0-1-0		5-0-0	
7-5-0		0-0-0	2-3-0		AWAY		2-2-0		0-0-0		3-0-0	
6-3-0		0-0-0	1-1-0		NEUTRAL		2-2-0		0-0-0		3-0-0	
11-11-0		0-0-0	3-4-0		NON-CONFERENCE		3-6-0		0-1-0		5-0-0	
3-4-0		0-0-0	0-0-0		HOME		1-3-0		0-1-0		2-0-0	
2-4-0		0-0-0	2-0-		AWAY		0-1-0		0-0-0		0-0-0	
6-3-0		0-0-0	1-1-0		NEUTRAL		2-2-0		0-0-0		3-0-0	
8-4-0		0-3-0	0-0-0		CONFERENCE		2-1-0		0-0-0		6-0-0	
3-3-0		0-3-0	0-0-0		HOME		0-0-0		0-0-0		3-0-0	
5-1-0		0-0-0	0-0-0		AWAY		2-1-0		0-0-0		3-0-0	
0-0-0		0-0-0	0-0-0		NEUTRAL		0-0-0		0-0-0		0-0-0	
RPI S	Opponent	Score	RPI S	Opponent	Score	RPI S	Opponent	Score	RPI S	Opponent	Score	
21 H	Louisiana	1 6	28 N	Virginia Tech	0 10	53 N	San Jose St.	12 3	111 H	UTSA	2 3	
21 H	Louisiana	4 7	28 N	Virginia Tech	17 5	54 H	North Dakota St.	9 1	165 H	Lamar University	4 1	
21 H	Louisiana	3 5	30 A	South Fla.	4 3	54 H	North Dakota St.	3 4	196 N	Montana	11 3	
			30 A	South Fla.	0 3	67 H	Baylor	1 4	196 N	Montana	7 5	
			31 A	Colorado St.	7 3	74 N	Bradley	10 12	210 A	La.-Monroe	2 1	
			45 A	Houston	0 10	82 H	Sam Houston St.	3 4	210 A	La.-Monroe	2 0	
			45 A	Houston	3 8	86 A	New Mexico St.	4 7	210 A	La.-Monroe	8 2	
						90 N	Wichita St.	0 3	213 N	Texas Southern	7 3	
						94 A	South Alabama	9 6	222 H	Georgia St.	4 3	
						94 A	South Alabama	1 3	222 H	Georgia St.	5 0	
						94 A	South Alabama	12 2	222 H	Georgia St.	6 0	
						98 N	DePaul	3 0	272 H	Incarnate Word	2 0	
LAST 10 GAMES												
			222 H	Georgia St.	6 0	54 H	North Dakota St.	9 1				
			210 A	La.-Monroe	2 0	222 H	Georgia St.	4 3				
			90 N	Wichita St.	0 3	222 H	Georgia St.	5 0				
			45 A	Houston	0 10	165 H	Lamar University	4 1				
			31 A	Colorado St.	7 3	210 A	La.-Monroe	8 2				

Non-Div. I Games:

Texas St.

Ohio

Ohio

Average RPI Win:		185	WON-LOST RECORD		WINNING PCT. RANK		LAST 10 GAMES		STRENGTH OF SCHEDULE		OPP. STRENGTH OF SCHEDULE		TEAM RPI		ADJ RPI		CONF. RPI		ADJ CONF. RPI					
DIV. I ONLY			20-12-0		.625		72		6-4-0		114		151		71		.53968		80		10		10	
DIV. I NON-CONF.			17-9-0		.65385		69		3-1-0		164		171		87		.53126		94		11		11	
TOTALS		RPI 1-25		RPI 26-50				W-L RECORDS				RPI 51-100				RPI 101-150				RPI 150+				
20-12-0		0-3-0		1-3-0				OVERALL				2-2-0				3-3-0				14-1-0				
9-3-0		0-0-0		0-0-0				HOME				2-1-0				1-2-0				6-0-0				
3-5-0		0-2-0		1-2-0				AWAY				0-0-0				2-1-0				0-0-0				
8-4-0		0-1-0		0-1-0				NEUTRAL				0-1-0				0-0-0				8-1-0				
17-9-0		0-3-0		0-1-0				NON-CONFERENCE				2-2-0				1-2-0				14-1-0				
9-3-0		0-0-0		0-0-0				HOME				2-1-0				1-2-0				6-0-0				
0-2-0		0-2-0		0-0-				AWAY				0-0-0				0-0-0				0-0-0				
8-4-0		0-1-0		0-1-0				NEUTRAL				0-1-0				0-0-0				8-1-0				
3-3-0		0-0-0		1-2-0				CONFERENCE				0-0-0				2-1-0				0-0-0				
0-0-0		0-0-0		0-0-0				HOME				0-0-0				0-0-0				0-0-0				
3-3-0		0-0-0		1-2-0				AWAY				0-0-0				2-1-0				0-0-0				
0-0-0		0-0-0		0-0-0				NEUTRAL				0-0-0				0-0-0				0-0-0				
RPI	S	Opponent		Score		RPI	S	Opponent		Score		RPI	S	Opponent		Score		RPI	S	Opponent		Score		
1	A	Florida St.		1	9	33	N	Ohio St.		0	3	81	N	Purdue		2	5	104	A	North Ala.		10	7	
8	N	Minnesota		0	13	50	A	Lipscomb		1	3	84	H	South Dakota St.		10	8	104	A	North Ala.		1	3	
9	A	Florida		1	3	50	A	Lipscomb		0	13	97	H	UNI		0	7	104	A	North Ala.		3	1	
						50	A	Lipscomb		8	6	97	H	UNI		8	7	109	H	Ball St.		2	8	
																		145	H	UNCW		2	8	
																		146	H	Ga. Southern		4	0	
																		167	N	Albany (NY)		4	1	
																		170	H	Col. of Charleston		5	1	
																		172	N	Monmouth		8	0	
																		175	H	Colgate		7	1	
																		202	N	Princeton		9	1	
																		215	H	Charleston So.		11	3	
																		217	N	Butler		2	1	
																		235	H	Georgetown		5	0	
																		235	N	Georgetown		10	1	
																		251	N	Army West Point		3	0	
																		259	N	Buffalo		7	1	
																		262	N	Manhattan		9	1	
																		266	H	Presbyterian		2	1	
																		271	N	Siena		1	4	
																		279	H	Holy Cross		3	1	
LAST 10 GAMES																								
						97	H	UNI		0	7	104	A	North Ala.		1	3							
						104	A	North Ala.		10	7	104	A	North Ala.		3	1							
						50	A	Lipscomb		1	3	1	A	Florida St.		1	9							
						50	A	Lipscomb		0	13	202	N	Princeton		9	1							
						50	A	Lipscomb		8	6	172	N	Monmouth		8	0							

Non-Div. I Games:

North Florida

Average RPI Win: 160		WON-LOST	WINNING	LAST 10	STRENGTH OF	OPP. STRENGTH	TEAM	ADJ	CONF.	ADJ CONF.							
Average RPI Loss: 76		RECORD	PCT. RANK	GAMES	SCHEDULE	OF SCHEDULE	RPI	RPI	RPI	RPI							
DIV. I ONLY		24-13-0	.64865	62	5-5-0	161	81	75	.53939	81	4	4					
DIV. I NON-CONF.		22-9-0	.70968	50	3-1-0	202	126	79	.53908	83	5	5					
<hr/>																	
TOTALS		RPI 1-25		RPI 26-50		W-L RECORDS		RPI 51-100		RPI 101-150		RPI 150+					
24-13-0		0-3-0		0-3-0		OVERALL		6-4-0		5-0-0		13-3-0					
4-1-0		0-0-0		0-0-0		HOME		2-1-0		0-0-0		2-0-0					
1-6-0		0-3-0		0-1-0		AWAY		0-1-0		1-0-0		0-1-0					
19-6-0		0-0-0		0-2-0		NEUTRAL		4-2-0		4-0-0		11-2-0					
22-9-0		0-0-0		0-3-0		NON-CONFERENCE		4-3-0		5-0-0		13-3-0					
2-0-0		0-0-0		0-0-0		HOME		0-0-0		0-0-0		2-0-0					
1-3-0		0-0-0		0-0-		AWAY		0-1-0		1-0-0		0-1-0					
19-6-0		0-0-0		0-2-0		NEUTRAL		4-2-0		4-0-0		11-2-0					
2-4-0		0-3-0		0-0-0		CONFERENCE		2-1-0		0-0-0		0-0-0					
2-1-0		0-0-0		0-0-0		HOME		2-1-0		0-0-0		0-0-0					
0-3-0		0-3-0		0-0-0		AWAY		0-0-0		0-0-0		0-0-0					
0-0-0		0-0-0		0-0-0		NEUTRAL		0-0-0		0-0-0		0-0-0					
RPI	S	Opponent		Score		RPI	S	Opponent		Score		RPI	S	Opponent		Score	
8	A	Minnesota		1	5	28	N	Virginia Tech		5	7	54	N	North Dakota St.		4	1
8	A	Minnesota		2	8	28	N	Virginia Tech		0	5	54	N	North Dakota St.		0	3
8	A	Minnesota		1	5	30	A	South Fla.		3	4	74	N	Bradley		4	2
												74	N	Bradley		3	12
												80	N	North Florida		5	2
												85	A	Fla. Atlantic		0	4
												92	H	Iowa		1	2
												92	H	Iowa		4	2
												92	H	Iowa		3	2
												94	N	South Alabama		6	5

Non-Div. I Games:

Purdue

Average RPI Win:		144	WON-LOST RECORD		WINNING PCT. RANK		LAST 10 GAMES		STRENGTH OF SCHEDULE		OPP. STRENGTH OF SCHEDULE		TEAM RPI		ADJ RPI		CONF. RPI		ADJ CONF. RPI				
Average RPI Loss:		64																					
DIV. I ONLY			16-18-0		.47059 156		6-4-0		36		84		79		.53924 82		20		18				
DIV. I NON-CONF.			8-14-0		.36364 211		0-2-0		16		22		90		.53563 87		15		14				
TOTALS		RPI 1-25		RPI 26-50		W-L RECORDS		RPI 51-100		RPI 101-150		RPI 150+											
16-18-0		0-7-0		1-3-0		OVERALL		4-4-0		4-3-0		7-1-0											
4-3-0		0-0-0		0-0-0		HOME		0-0-0		1-2-0		3-1-0											
6-7-0		0-1-0		0-3-0		AWAY		3-3-0		0-0-0		3-0-0											
6-8-0		0-6-0		1-0-0		NEUTRAL		1-1-0		3-1-0		1-0-0											
8-14-0		0-7-0		1-3-0		NON-CONFERENCE		2-3-0		3-1-0		2-0-0											
1-0-0		0-0-0		0-0-0		HOME		0-0-0		0-0-0		1-0-0											
1-6-0		0-1-0		0-0-		AWAY		1-2-0		0-0-0		0-0-0											
6-8-0		0-6-0		1-0-0		NEUTRAL		1-1-0		3-1-0		1-0-0											
8-4-0		0-0-0		0-0-0		CONFERENCE		2-1-0		1-2-0		5-1-0											
3-3-0		0-0-0		0-0-0		HOME		0-0-0		1-2-0		2-1-0											
5-1-0		0-0-0		0-0-0		AWAY		2-1-0		0-0-0		3-0-0											
0-0-0		0-0-0		0-0-0		NEUTRAL		0-0-0		0-0-0		0-0-0											
RPI	S	Opponent		Score		RPI	S	Opponent		Score		RPI	S	Opponent		Score							
7	A	Texas		1	9	36	N	Illinois		10	6	67	A	Baylor		0	7	120	N	Southern Miss.		1	2
12	N	Ole Miss		1	5	43	A	Texas A&M		4	5	78	A	Texas St.		4	3	120	N	Southern Miss.		3	2
12	N	Ole Miss		1	2	43	A	Texas A&M		3	4	93	A	Memphis		3	5	141	H	Northwestern St.		4	6
13	N	Oklahoma St.		0	3	45	A	Houston		1	2	99	N	UT Arlington		0	3	141	H	Northwestern St.		3	6
17	N	Kentucky		0	6							99	N	UT Arlington		4	3	141	H	Northwestern St.		6	0
19	N	Tulsa		1	8							100	A	Nicholls St.		4	3	149	N	Loyola Chicago		5	3
19	N	Tulsa		2	3							100	A	Nicholls St.		3	2	149	N	Loyola Chicago		4	3
												100	A	Nicholls St.		0	1	165	H	Lamar University		5	2
																		165	H	Lamar University		3	5
																		165	H	Lamar University		3	2
																		168	N	UT Martin		8	0
																		207	A	Central Ark.		5	2
																		207	A	Central Ark.		10	2
																		207	A	Central Ark.		3	1
																		213	H	Texas Southern		7	2
LAST 10 GAMES																							
165 H Lamar University						3	5	141 H Northwestern St.						4	6								
43 A Texas A&M						4	5	100 A Nicholls St.						0	1								
149 N Loyola Chicago						4	3	165 H Lamar University						3	2								
120 N Southern Miss.						1	2	100 A Nicholls St.						4	3								
207 A Central Ark.						10	2	100 A Nicholls St.						3	2								

Non-Div. I Games:

Sam Houston St.

Average RPI Win: 140		WON-LOST RECORD	WINNING PCT. RANK	LAST 10 GAMES	STRENGTH OF SCHEDULE	OPP. STRENGTH OF SCHEDULE	TEAM RPI	ADJ RPI	CONF. RPI	ADJ CONF. RPI	
Average RPI Loss: 95											
DIV. I ONLY		17-15-0	.53125 118	6-4-0	60	135	82	.53881 83	10	10	
DIV. I NON-CONF.		14-12-0	.53846 117	3-1-0	69	139	89	.53632 86	11	11	
TOTALS		RPI 1-25	RPI 26-50		W-L RECORDS		RPI 51-100		RPI 101-150		RPI 150+
17-15-0	1-1-0		1-2-0		OVERALL		2-6-0		6-3-0		7-3-0
7-8-0	0-0-0		1-1-0		HOME		2-3-0		2-2-0		2-2-0
5-3-0	0-0-0		0-1-0		AWAY		0-1-0		4-0-0		1-1-0
5-4-0	1-1-0		0-0-0		NEUTRAL		0-2-0		0-1-0		4-0-0
14-12-0	1-1-0		1-2-0		NON-CONFERENCE		2-3-0		3-3-0		7-3-0
7-5-0	0-0-0		1-1-0		HOME		2-0-0		2-2-0		2-2-0
2-3-0	0-0-0		0-0-0		AWAY		0-1-0		1-0-0		1-1-0
5-4-0	1-1-0		0-0-0		NEUTRAL		0-2-0		0-1-0		4-0-0
3-3-0	0-0-0		0-0-0		CONFERENCE		0-3-0		3-0-0		0-0-0
0-3-0	0-0-0		0-0-0		HOME		0-3-0		0-0-0		0-0-0
3-0-0	0-0-0		0-0-0		AWAY		0-0-0		3-0-0		0-0-0
0-0-0	0-0-0		0-0-0		NEUTRAL		0-0-0		0-0-0		0-0-0
RPI S Opponent	Score		RPI S Opponent	Score		RPI S Opponent	Score		RPI S Opponent	Score	
8 N Minnesota	4	1	30 A South Fla.	0	1	54 N North Dakota St.	2	3	109 H Ball St.	4	0
25 N Boise St.	3	6	38 H Indiana	0	2	62 H Liberty	2	4	109 H Ball St.	0	2
			38 H Indiana	3	1	62 H Liberty	2	6	114 A San Diego St.	9	0
						62 H Liberty	0	2	138 H LIU Brooklyn	7	0
						85 A Fla. Atlantic	3	8	138 H LIU Brooklyn	2	3
						89 N BYU	0	2	138 N LIU Brooklyn	6	7
						91 H Kent St.	2	0	143 A Kennesaw St.	4	3
						93 H Memphis	5	0	143 A Kennesaw St.	5	2
									143 A Kennesaw St.	5	2
									154 H Penn St.	2	1
									165 H Lamar University	1	2
									165 H Lamar University	1	4
									169 N UConn	7	0
									169 N UConn	1	0
									179 N Seton Hall	8	0
									205 A San Diego	6	5
									205 A San Diego	1	5
									218 H Columbia	6	0
									274 N Quinnipiac	7	4
LAST 10 GAMES											
143 A Kennesaw St.	4	3	62 H Liberty	0	2						
205 A San Diego	6	5	62 H Liberty	2	6						
38 H Indiana	0	2	143 A Kennesaw St.	5	2						
62 H Liberty	2	4	218 H Columbia	6	0						
143 A Kennesaw St.	5	2	54 N North Dakota St.	2	3						

Non-Div. I Games:

FGCU

Average RPI Win: 197		WON-LOST	WINNING	LAST 10	STRENGTH OF		OPP. STRENGTH	TEAM	ADJ		CONF.	ADJ CONF.		
Average RPI Loss: 141		RECORD	PCT. RANK	GAMES	SCHEDULE		OF SCHEDULE	RPI	RPI		RPI	RPI		
DIV. I ONLY		24-7-0	.77419	23	8-2-0		240	189	83	.53552	84	22	21	
DIV. I NON-CONF.		21-7-0	.75	34	5-2-0		194	210	70	.54578	74	20	20	
TOTALS		RPI 1-25	RPI 26-50		W-L RECORDS		RPI 51-100		RPI 101-150		RPI 150+			
24-7-0		0-0-0	1-0-0		OVERALL		0-3-0		3-0-0		20-4-0			
0-0-0		0-0-0	0-0-0		HOME		0-0-0		0-0-0		0-0-0			
5-4-0		0-0-0	0-0-0		AWAY		0-2-0		0-0-0		5-2-0			
19-3-0		0-0-0	1-0-0		NEUTRAL		0-1-0		3-0-0		15-2-0			
21-7-0		0-0-0	1-0-0		NON-CONFERENCE		0-3-0		3-0-0		17-4-0			
0-0-0		0-0-0	0-0-0		HOME		0-0-0		0-0-0		0-0-0			
2-4-0		0-0-0	0-0-		AWAY		0-2-0		0-0-0		2-2-0			
19-3-0		0-0-0	1-0-0		NEUTRAL		0-1-0		3-0-0		15-2-0			
3-0-0		0-0-0	0-0-0		CONFERENCE		0-0-0		0-0-0		3-0-0			
0-0-0		0-0-0	0-0-0		HOME		0-0-0		0-0-0		0-0-0			
3-0-0		0-0-0	0-0-0		AWAY		0-0-0		0-0-0		3-0-0			
0-0-0		0-0-0	0-0-0		NEUTRAL		0-0-0		0-0-0		0-0-0			
RPI	S	Opponent	Score		RPI	S	Opponent	Score		RPI	S	Opponent	Score	
					27	N	Drake	6	4	70	N	Southeast Mo. St.	3	7
										80	A	North Florida	8	10
										97	A	UNI	2	10
										104	N	North Ala.	6	5
										122	N	St. John's (NY)	5	4
										125	N	Providence	4	1
										154	N	Penn St.	4	5
										164	N	Western Mich.	1	0
										170	N	Col. of Charleston	9	4
										175	N	Colgate	1	0
										175	N	Colgate	9	7
										175	N	Colgate	8	0
										180	N	Central Mich.	6	1
										194	A	Jacksonville	1	2
										195	N	Creighton	0	1
										195	N	Creighton	5	0
										197	A	UMKC	10	8
										197	A	UMKC	4	6
										203	N	Saint Francis (PA)	7	2
										207	A	Central Ark.	7	4
										229	N	Saint Louis	6	0
										229	N	Saint Louis	14	0
										239	N	Detroit Mercy	10	7
										251	N	Army West Point	5	1
					LAST 10 GAMES					254	A	Omaha	13	3
					207	A	Central Ark.	7	4	195	N	Creighton	0	1
					267	N	Jackson St.	16	1	197	A	UMKC	10	8
					254	A	Omaha	8	1	197	A	UMKC	4	6
					254	A	Omaha	13	3	195	N	Creighton	5	0
					254	A	Omaha	4	1	263	N	Central Conn. St.	5	1
										267	N	Jackson St.	9	1
										267	N	Jackson St.	16	1

Non-Div. I Games:

South Dakota St.

Average RPI Win: 150		WON-LOST	WINNING	LAST 10	STRENGTH OF		OPP. STRENGTH	TEAM	ADJ	CONF.	ADJ CONF.
Average RPI Loss: 63		RECORD	PCT. RANK	GAMES	SCHEDULE		OF SCHEDULE	RPI	RPI	RPI	RPI
DIV. I ONLY		15-18-0	.45455	166	34		80	84	.53464	85	9
DIV. I NON-CONF.		12-12-0	.5	139	36		56	66	.54696	70	9
TOTALS		RPI 1-25	RPI 26-50		W-L RECORDS		RPI 51-100		RPI 101-150		RPI 150+
15-18-0		0-4-0	0-5-0		OVERALL		2-3-0		6-5-0		7-1-0
10-7-0		0-0-0	0-3-0		HOME		2-0-0		4-4-0		4-0-0
2-5-0		0-0-0	0-1-0		AWAY		0-3-0		2-1-0		0-0-0
3-6-0		0-4-0	0-1-0		NEUTRAL		0-0-0		0-0-0		3-1-0
12-12-0		0-4-0	0-5-0		NON-CONFERENCE		2-0-0		3-2-0		7-1-0
9-5-0		0-0-0	0-3-0		HOME		2-0-0		3-2-0		4-0-0
0-1-0		0-0-0	0-0-		AWAY		0-0-0		0-0-0		0-0-0
3-6-0		0-4-0	0-1-0		NEUTRAL		0-0-0		0-0-0		3-1-0
3-6-0		0-0-0	0-0-0		CONFERENCE		0-3-0		3-3-0		0-0-0
1-2-0		0-0-0	0-0-0		HOME		0-0-0		1-2-0		0-0-0
2-4-0		0-0-0	0-0-0		AWAY		0-3-0		2-1-0		0-0-0
0-0-0		0-0-0	0-0-0		NEUTRAL		0-0-0		0-0-0		0-0-0
RPI S	Opponent	Score	RPI S	Opponent	Score	RPI S	Opponent	Score	RPI S	Opponent	Score
1 N	Florida St.	5 10	29 H	Notre Dame	1 6	52 A	Western Ky.	3 10	110 H	Illinois St.	2 6
2 N	Oklahoma	0 4	37 H	Georgia	1 4	52 A	Western Ky.	0 2	120 A	Southern Miss.	0 2
7 N	Texas	1 5	38 H	Indiana	1 4	52 A	Western Ky.	2 10	120 A	Southern Miss.	5 3
18 N	James Madison	1 6	39 N	Oregon	0 2	81 H	Purdue	4 0	120 A	Southern Miss.	3 1
			47 A	North Carolina	2 6	83 H	FGCU	8 3	121 H	East Carolina	5 12
									122 H	St. John's (NY)	2 1
									123 H	Virginia	1 0
									126 H	UAB	7 3
									126 H	UAB	1 5
									126 H	UAB	3 5
									129 H	Stony Brook	7 3
									157 N	George Washington	0 6
									169 H	UConn	3 2
									169 H	UConn	3 2
									185 N	Stetson	3 0
									185 N	Stetson	10 2
									198 H	Bethune-Cookman	6 3
									211 N	Fairfield	12 4
									236 H	Yale	5 3
			LAST 10 GAMES								
			126 H	UAB	7 3	185 N	Stetson	10 2			
			185 N	Stetson	3 0	52 A	Western Ky.	2 10			
			52 A	Western Ky.	0 2	52 A	Western Ky.	3 10			
			126 H	UAB	1 5	126 H	UAB	3 5			
			120 A	Southern Miss.	5 3	120 A	Southern Miss.	0 2			

Non-Div. I Games:

Fla. Atlantic

Average RPI Win: 152		WON-LOST	WINNING	LAST 10	STRENGTH OF		OPP. STRENGTH	TEAM	ADJ		CONF.	ADJ CONF.
Average RPI Loss: 56		RECORD	PCT. RANK	GAMES	SCHEDULE		OF SCHEDULE	RPI	RPI		RPI	RPI
DIV. I ONLY		15-14-0	.51724	124	6-4-0		80	56	85		.53439	86
DIV. I NON-CONF.		14-12-0	.53846	117	5-2-0		95	51	92		.53277	91
TOTALS		RPI 1-25	RPI 26-50		W-L RECORDS		RPI 51-100		RPI 101-150		RPI 150+	
15-14-0		0-4-0	1-4-0		OVERALL		4-4-0		1-0-0		9-2-0	
10-4-0		0-2-0	0-0-0		HOME		2-2-0		1-0-0		7-0-0	
2-4-0		0-0-0	0-1-0		AWAY		1-2-0		0-0-0		1-1-0	
3-6-0		0-2-0	1-3-0		NEUTRAL		1-0-0		0-0-0		1-1-0	
14-12-0		0-4-0	1-4-0		NON-CONFERENCE		3-2-0		1-0-0		9-2-0	
10-4-0		0-2-0	0-0-0		HOME		2-2-0		1-0-0		7-0-0	
1-2-0		0-0-0	0-0-		AWAY		0-0-0		0-0-0		1-1-0	
3-6-0		0-2-0	1-3-0		NEUTRAL		1-0-0		0-0-0		1-1-0	
1-2-0		0-0-0	0-0-0		CONFERENCE		1-2-0		0-0-0		0-0-0	
0-0-0		0-0-0	0-0-0		HOME		0-0-0		0-0-0		0-0-0	
1-2-0		0-0-0	0-0-0		AWAY		1-2-0		0-0-0		0-0-0	
0-0-0		0-0-0	0-0-0		NEUTRAL		0-0-0		0-0-0		0-0-0	
RPI S	Opponent	Score	RPI S	Opponent	Score	RPI S	Opponent	Score	RPI S	Opponent	Score	
6 H	Arizona	3 11	32 N	Missouri	0 15	53 H	San Jose St.	1 3	139 H	New Mexico	9 8	
6 H	Arizona	1 11	33 N	Ohio St.	1 5	58 A	Seattle U	4 0	159 N	South Dakota	3 4	
18 N	James Madison	0 2	34 A	Arizona St.	1 17	58 A	Seattle U	1 2	190 A	UTEP	3 11	
22 N	Michigan	0 3	39 N	Oregon	1 3	58 A	Seattle U	3 4	190 A	UTEP	12 4	
			47 N	North Carolina	6 2	66 N	California	6 5	190 H	UTEP	12 3	
						74 H	Bradley	3 4	192 N	Lehigh	9 5	
						74 H	Bradley	8 7	195 H	Creighton	9 1	
						78 H	Texas St.	7 4	195 H	Creighton	11 4	
									196 H	Montana	6 3	
									221 H	North Dakota	3 0	
									221 H	North Dakota	8 0	
									221 H	North Dakota	5 2	
LAST 10 GAMES												
190 A	UTEP	3 11	58 A	Seattle U	4 0							
58 A	Seattle U	1 2	221 H	North Dakota	5 2							
221 H	North Dakota	8 0	221 H	North Dakota	3 0							
6 H	Arizona	1 11	190 A	UTEP	12 4							
58 A	Seattle U	3 4	192 N	Lehigh	9 5							

Non-Div. I Games:

New Mexico St.

Non-Div. I Games:

Tie,
 Loss,
 Non-Conf,
 S Site, H Home, A Away, N Neutral

Page 88

Average RPI Win: 175		WON-LOST	WINNING	LAST 10	STRENGTH OF		OPP. STRENGTH	TEAM	ADJ		CONF.	ADJ CONF.	
Average RPI Loss: 99		RECORD	PCT. RANK	GAMES	SCHEDULE		OF SCHEDULE	RPI	RPI		RPI	RPI	
DIV. I ONLY		23-12-0	.65714	57	4-6-0		180	153	88	.53131	88	9	9
DIV. I NON-CONF.		17-9-0	.65385	69	0-3-0		171	185	93	.53257	92	9	9
TOTALS		RPI 1-25	RPI 26-50		W-L RECORDS		RPI 51-100		RPI 101-150		RPI 150+		
23-12-0	0-2-0	0-1-0		OVERALL		3-2-0		7-5-0		13-2-0			
6-2-0	0-1-0	0-0-0		HOME		1-0-0		2-1-0		3-0-0			
7-5-0	0-1-0	0-1-0		AWAY		0-0-0		2-2-0		5-1-0			
10-5-0	0-0-0	0-0-0		NEUTRAL		2-2-0		3-2-0		5-1-0			
17-9-0	0-2-0	0-1-0		NON-CONFERENCE		3-2-0		3-3-0		11-1-0			
4-1-0	0-1-0	0-0-0		HOME		1-0-0		0-0-0		3-0-0			
3-3-0	0-1-0	0-0-		AWAY		0-0-0		0-1-0		3-0-0			
10-5-0	0-0-0	0-0-0		NEUTRAL		2-2-0		3-2-0		5-1-0			
6-3-0	0-0-0	0-0-0		CONFERENCE		0-0-0		4-2-0		2-1-0			
2-1-0	0-0-0	0-0-0		HOME		0-0-0		2-1-0		0-0-0			
4-2-0	0-0-0	0-0-0		AWAY		0-0-0		2-1-0		2-1-0			
0-0-0	0-0-0	0-0-0		NEUTRAL		0-0-0		0-0-0		0-0-0			
RPI S	Opponent	Score		RPI S	Opponent	Score		RPI S	Opponent	Score			
17 H	Kentucky	4	9	49 A	Longwood	1	13	60 N	Iowa St.	0	1		
18 A	James Madison	5	8					71 N	Eastern Ky.	8	4		
								71 N	Eastern Ky.	5	2		
								79 H	Ohio	8	0		
								95 N	Appalachian St.	1	2		
								107 A	Coastal Caro.	0	1		
								111 H	UTSA	5	0		
								111 H	UTSA	2	4		
								111 H	UTSA	7	0		
								120 A	Southern Miss.	0	5		
								120 A	Southern Miss.	6	1		
								120 A	Southern Miss.	6	3		
								124 N	Towson	2	3		
								131 N	UC Riverside	4	5		
								131 N	UC Riverside	5	2		
								134 N	UMass Lowell	4	3		
								145 N	UNCW	11	5		
								172 N	Monmouth	1	0		
								172 N	Monmouth	2	4		
								173 N	Cal Poly	6	5		
								186 N	Portland St.	7	4		
								188 A	Charlotte	7	5		
								188 A	Charlotte	6	11		
								188 A	Charlotte	13	0		
								205 A	San Diego	10	1		
								214 A	George Mason	5	4		
								215 A	Charleston So.	10	0		
								266 N	Presbyterian	10	1		
								277 N	Lafayette	6	1		
								284 H	Rider	10	2		
								284 H	Rider	4	0		
								284 H	Rider	2	0		
LAST 10 GAMES				LAST 10 GAMES				LAST 10 GAMES					
				120 A	Southern Miss.	6	3	120 A	Southern Miss.	6	1		
				111 H	UTSA	7	0	18 A	James Madison	5	8		
				188 A	Charlotte	13	0	49 A	Longwood	1	13		
				284 H	Rider	4	0	111 H	UTSA	2	4		
				120 A	Southern Miss.	0	5	111 H	UTSA	5	0		

Non-Div. I Games:

Marshall

Average RPI Win:		154	WON-LOST RECORD		WINNING PCT. RANK		LAST 10 GAMES		STRENGTH OF SCHEDULE		OPP. STRENGTH OF SCHEDULE		TEAM RPI		ADJ RPI		CONF. RPI		ADJ CONF. RPI	
DIV. I ONLY		21-14-0		.6	87	3-7-0		151		99		94		.53046		90	6		6	
DIV. I NON-CONF.		19-10-0		.65517	66	1-3-0		161		104		77		.54248		77	6		6	
TOTALS		RPI 1-25		RPI 26-50		W-L RECORDS		RPI 51-100		RPI 101-150		RPI 150+								
21-14-0		0-3-0		2-3-0		OVERALL		4-1-0		4-1-0		11-6-0								
7-5-0		0-1-0		1-2-0		HOME		1-0-0		3-0-0		2-2-0								
3-2-0		0-1-0		1-0-0		AWAY		1-0-0		0-0-0		1-1-0								
11-7-0		0-1-0		0-1-0		NEUTRAL		2-1-0		1-1-0		8-3-0								
19-10-0		0-3-0		1-1-0		NON-CONFERENCE		4-1-0		4-1-0		10-4-0								
5-1-0		0-1-0		0-0-0		HOME		1-0-0		3-0-0		1-0-0								
3-2-0		0-1-0		1-0-		AWAY		1-0-0		0-0-0		1-1-0								
11-7-0		0-1-0		0-1-0		NEUTRAL		2-1-0		1-1-0		8-3-0								
2-4-0		0-0-0		1-2-0		CONFERENCE		0-0-0		0-0-0		1-2-0								
2-4-0		0-0-0		1-2-0		HOME		0-0-0		0-0-0		1-2-0								
0-0-0		0-0-0		0-0-0		AWAY		0-0-0		0-0-0		0-0-0								
0-0-0		0-0-0		0-0-0		NEUTRAL		0-0-0		0-0-0		0-0-0								
RPI	S	Opponent		Score		RPI	S	Opponent		Score		RPI	S	Opponent		Score				
8	N	Minnesota		0	5	28	N	Virginia Tech		3	11	54	N	North Dakota St.		4	6			
13	A	Oklahoma St.		0	3	45	H	Houston		13	5	70	N	Southeast Mo. St.		8	0			
13	H	Oklahoma St.		6	9	45	H	Houston		0	8	78	N	Texas St.		3	0			
						45	H	Houston		4	5	98	H	DePaul		6	2			
						46	A	Louisiana Tech		13	3	99	A	UT Arlington		3	1			
														124	N	Towson		5	4	
														161	H	Kansas		11	10	
														169	H	UConn		8	6	
														169	H	UConn		2	4	
														169	H	UConn		0	4	
														170	A	Col. of Charleston		1	4	
														172	N	Monmouth		4	7	
														180	N	Central Mich.		6	2	
														184	N	Prairie View		2	5	
														189	N	Pittsburgh		7	2	
														189	N	Pittsburgh		2	4	
														213	A	Texas Southern		8	1	
														213	N	Texas Southern		11	0	
														226	N	Abilene Christian		3	2	
														226	N	Abilene Christian		8	1	
														226	N	Abilene Christian		5	1	
														265	N	Fairleigh Dickinson		8	0	
														283	N	Mississippi Val.		11	5	
						LAST 10 GAMES														
						108	H	Nebraska		10	1	169	H	UConn		2	4			
						78	N	Texas St.		3	0	169	H	UConn		0	4			
						213	N	Texas Southern		11	0	169	H	UConn		8	6			
						226	N	Abilene Christian		3	2	13	H	Oklahoma St.		6	9			
						108	H	Nebraska		7	5	45	H	Houston		0	8			

Non-Div. I Games:

Wichita St.

Average RPI Win: 149		WON-LOST RECORD		WINNING PCT. RANK		LAST 10 GAMES		STRENGTH OF SCHEDULE		OPP. STRENGTH OF SCHEDULE		TEAM RPI		ADJ RPI		CONF. RPI		ADJ CONF. RPI					
DIV. I ONLY		12-17-0		.41379 194		6-4-0		29		63		91		.53038 91		19		20					
DIV. I NON-CONF.		10-16-0		.38462 200		4-3-0		15		57		85		.53683 85		18		18					
TOTALS		RPI 1-25		RPI 26-50		W-L RECORDS		RPI 51-100		RPI 101-150		RPI 150+											
12-17-0		0-9-0		0-1-0		OVERALL		3-2-0		1-2-0		8-3-0											
0-0-0		0-0-0		0-0-0		HOME		0-0-0		0-0-0		0-0-0											
8-11-0		0-6-0		0-0-0		AWAY		2-1-0		0-1-0		6-3-0											
4-6-0		0-3-0		0-1-0		NEUTRAL		1-1-0		1-1-0		2-0-0											
10-16-0		0-9-0		0-1-0		NON-CONFERENCE		3-2-0		1-2-0		6-2-0											
0-0-0		0-0-0		0-0-0		HOME		0-0-0		0-0-0		0-0-0											
6-10-0		0-6-0		0-0-		AWAY		2-1-0		0-1-0		4-2-0											
4-6-0		0-3-0		0-1-0		NEUTRAL		1-1-0		1-1-0		2-0-0											
2-1-0		0-0-0		0-0-0		CONFERENCE		0-0-0		0-0-0		2-1-0											
0-0-0		0-0-0		0-0-0		HOME		0-0-0		0-0-0		0-0-0											
2-1-0		0-0-0		0-0-0		AWAY		0-0-0		0-0-0		2-1-0											
0-0-0		0-0-0		0-0-0		NEUTRAL		0-0-0		0-0-0		0-0-0											
RPI	S	Opponent		Score		RPI	S	Opponent		Score		RPI	S	Opponent		Score		RPI	S	Opponent		Score	
4	A	LSU		0	8	27	N	Drake		0	8	63	N	North Texas		0	9	138	N	LIU Brooklyn		7	1
6	A	Arizona		6	7							63	N	North Texas		6	0	138	N	LIU Brooklyn		1	3
6	A	Arizona		0	10							67	A	Baylor		1	0	142	A	Southeastern La.		5	7
8	N	Minnesota		1	12							67	A	Baylor		6	5	154	N	Penn St.		9	2
18	N	James Madison		1	8							83	A	FGCU		0	2	154	N	Penn St.		11	0
21	N	Louisiana		1	21													172	A	Monmouth		3	1
22	A	Michigan		0	8													172	A	Monmouth		13	5
22	A	Michigan		1	18													187	A	Toledo		6	1
22	A	Michigan		1	8													187	A	Toledo		8	6
																		187	A	Toledo		2	5
																		192	A	Lehigh		2	5
																		192	A	Lehigh		5	0
																		240	A	Youngstown St.		10	0
																		240	A	Youngstown St.		3	4
LAST 10 GAMES																							
22	A	Michigan		0	8	22	A	Michigan		1	8	187	A	Toledo		2	5						
63	N	North Texas		0	9	192	A	Lehigh		5	0	172	A	Monmouth		13	5						
67	A	Baylor		6	5	192	A	Lehigh		2	5												
67	A	Baylor		1	0																		
240	A	Youngstown St.		3	4																		

Non-Div. I Games:

Kent St.

**I
o
w
a**

I
o
w
a

Iowa

Average RPI Win: 159		WON-LOST	WINNING	LAST 10	STRENGTH OF		OPP. STRENGTH	TEAM	ADJ	CONF.	ADJ CONF.
Average RPI Loss: 65		RECORD	PCT. RANK	GAMES	SCHEDULE		OF SCHEDULE	RPI	RPI	RPI	RPI
DIV. I ONLY		18-17-0	.51429	131	5-5-0		92	61	92	.53025	93
DIV. I NON-CONF.		16-13-0	.55172	109	3-1-0		109	67	96	.53054	96
TOTALS		RPI 1-25	RPI 26-50		W-L RECORDS		RPI 51-100		RPI 101-150		RPI 150+
18-17-0		1-9-0	0-0-0		OVERALL		2-1-0		6-6-0		9-1-0
12-5-0		1-2-0	0-0-0		HOME		2-0-0		3-3-0		6-0-0
1-8-0		0-5-0	0-0-0		AWAY		0-1-0		1-2-0		0-0-0
5-4-0		0-2-0	0-0-0		NEUTRAL		0-0-0		2-1-0		3-1-0
16-13-0		1-6-0	0-0-0		NON-CONFERENCE		2-1-0		4-5-0		9-1-0
10-4-0		1-2-0	0-0-0		HOME		2-0-0		1-2-0		6-0-0
1-5-0		0-2-0	0-0-0		AWAY		0-1-0		1-2-0		0-0-0
5-4-0		0-2-0	0-0-0		NEUTRAL		0-0-0		2-1-0		3-1-0
2-4-0		0-3-0	0-0-0		CONFERENCE		0-0-0		2-1-0		0-0-0
2-1-0		0-0-0	0-0-0		HOME		0-0-0		2-1-0		0-0-0
0-3-0		0-3-0	0-0-0		AWAY		0-0-0		0-0-0		0-0-0
0-0-0		0-0-0	0-0-0		NEUTRAL		0-0-0		0-0-0		0-0-0
RPI S	Opponent	Score		RPI S	Opponent	Score		RPI S	Opponent	Score	
4 A	LSU	0	4					82 H	Sam Houston St.	5	3
12 A	Ole Miss	0	8					83 A	FGCU	0	5
13 H	Oklahoma St.	2	5					98 H	DePaul	5	4
16 H	Texas Tech	5	3								
19 A	Tulsa	5	12								
19 A	Tulsa	1	5								
19 A	Tulsa	4	10								
20 N	Stanford	1	5								
22 N	Michigan	2	4								
24 H	Mississippi St.	7	10								
				LAST 10 GAMES							
241 H	IUPUI	4	2	140 A	Murray St.	8	0				
117 A	FIU	1	4	121 H	East Carolina	9	1				
19 A	Tulsa	5	12	121 H	East Carolina	8	0				
19 A	Tulsa	4	10	121 H	East Carolina	4	5				
19 A	Tulsa	1	5	13 H	Oklahoma St.	2	5				

Non-Div. I Games:

Memphis

Average RPI Win: 139		WON-LOST	WINNING	LAST 10	STRENGTH OF		OPP. STRENGTH	TEAM	ADJ	CONF.	ADJ CONF.
Average RPI Loss: 58		RECORD	PCT. RANK	GAMES	SCHEDULE		OF SCHEDULE	RPI	RPI	RPI	RPI
DIV. I ONLY		12-20-0	.375	217	14		125	89	.53017	94	8
DIV. I NON-CONF.		10-10-0	.5	139	18		103	56	.55414	61	8
TOTALS		RPI 1-25	RPI 26-50		W-L RECORDS		RPI 51-100		RPI 101-150		RPI 150+
12-20-0		0-6-0	1-2-0		OVERALL		5-12-0		1-0-0		5-0-0
8-8-0		0-4-0	1-1-0		HOME		4-3-0		0-0-0		3-0-0
2-7-0		0-2-0	0-0-0		AWAY		1-5-0		1-0-0		0-0-0
2-5-0		0-0-0	0-1-0		NEUTRAL		0-4-0		0-0-0		2-0-0
10-10-0		0-3-0	1-2-0		NON-CONFERENCE		3-5-0		1-0-0		5-0-0
7-3-0		0-1-0	1-1-0		HOME		3-1-0		0-0-0		3-0-0
1-2-0		0-2-0	0-0-		AWAY		0-0-0		1-0-0		0-0-0
2-5-0		0-0-0	0-1-0		NEUTRAL		0-4-0		0-0-0		2-0-0
2-10-0		0-3-0	0-0-0		CONFERENCE		2-7-0		0-0-0		0-0-0
1-5-0		0-3-0	0-0-0		HOME		1-2-0		0-0-0		0-0-0
1-5-0		0-0-0	0-0-0		AWAY		1-5-0		0-0-0		0-0-0
0-0-0		0-0-0	0-0-0		NEUTRAL		0-0-0		0-0-0		0-0-0
RPI S	Opponent	Score		RPI S	Opponent	Score		RPI S	Opponent	Score	
1 A	Florida St.	1	4	36 H	Illinois	2	11	52 N	Western Ky.	3	7
10 A	Alabama	2	5	46 N	Louisiana Tech	0	2	57 H	Missouri St.	0	4
19 H	Tulsa	3	8	50 H	Lipscomb	8	5	72 H	SFA	8	0
21 H	Louisiana	0	14					72 H	SFA	6	5
21 H	Louisiana	7	11					74 N	Bradley	3	4
21 H	Louisiana	2	11					74 N	Bradley	4	12
								78 H	Texas St.	6	9
								78 H	Texas St.	2	12
								78 H	Texas St.	3	1
								81 N	Purdue	5	6
								95 A	Appalachian St.	14	5
								95 A	Appalachian St.	2	5
								95 A	Appalachian St.	1	5
								99 A	UT Arlington	9	10
								99 A	UT Arlington	2	7
								99 A	UT Arlington	1	8
								100 H	Nicholls St.	3	2
LAST 10 GAMES											
95 A	Appalachian St.	2	5	21 H	Louisiana	7	11				
95 A	Appalachian St.	14	5	120 A	Southern Miss.	4	0				
95 A	Appalachian St.	1	5	78 H	Texas St.	2	12				
21 H	Louisiana	0	14	78 H	Texas St.	3	1				
21 H	Louisiana	2	11	78 H	Texas St.	6	9				

Non-Div. I Games:

South Alabama

Average RPI Win:	166	WON-LOST	WINNING	LAST 10	STRENGTH OF	OPP. STRENGTH	TEAM	ADJ	CONF.	ADJ CONF.	
Average RPI Loss:	114	RECORD	PCT. RANK	GAMES	SCHEDULE	OF SCHEDULE	RPI	RPI	RPI	RPI	
DIV. I ONLY	23-9-0	.71875	36	8-2-0	249	65	99	.52964	95	8	8
DIV. I NON-CONF.	13-7-0	.65	74	2-0-0	131	149	71	.54642	72	8	8
<hr/>											
TOTALS	RPI 1-25	RPI 26-50		W-L RECORDS	RPI 51-100		RPI 101-150		RPI 150+		
23-9-0	0-0-0	1-1-0		OVERALL	5-5-0		4-1-0		13-2-0		
6-2-0	0-0-0	0-0-0		HOME	2-1-0		1-1-0		3-0-0		
11-4-0	0-0-0	0-0-0		AWAY	0-3-0		3-0-0		8-1-0		
6-3-0	0-0-0	1-1-0		NEUTRAL	3-1-0		0-0-0		2-1-0		
<hr/>											
13-7-0	0-0-0	1-1-0		NON-CONFERENCE	3-4-0		1-1-0		8-1-0		
4-1-0	0-0-0	0-0-0		HOME	0-0-0		1-1-0		3-0-0		
3-3-0	0-0-0	0-0-		AWAY	0-3-0		0-0-0		3-0-0		
6-3-0	0-0-0	1-1-0		NEUTRAL	3-1-0		0-0-0		2-1-0		
<hr/>											
10-2-0	0-0-0	0-0-0		CONFERENCE	2-1-0		3-0-0		5-1-0		
2-1-0	0-0-0	0-0-0		HOME	2-1-0		0-0-0		0-0-0		
8-1-0	0-0-0	0-0-0		AWAY	0-0-0		3-0-0		5-1-0		
0-0-0	0-0-0	0-0-0		NEUTRAL	0-0-0		0-0-0		0-0-0		
<hr/>											
RPI S	Opponent	Score	RPI S	Opponent	Score	RPI S	Opponent	Score	RPI S	Opponent	Score
			49 N	Longwood	6 3	60 N	Iowa St.	2 1	146 A	Ga. Southern	7 0
			50 N	Lipscomb	0 1	71 N	Eastern Ky.	6 7	146 A	Ga. Southern	9 2
						75 A	Elon	2 10	146 A	Ga. Southern	6 5
						75 A	Elon	0 4	147 H	Gardner-Webb	6 9
87 A	Miami (OH)	4 5				147 H	Gardner-Webb	4 2			
87 N	Miami (OH)	6 4				156 N	Radford	2 0			
88 N	Marshall	2 1				170 A	Col. of Charleston	4 1			
94 H	South Alabama	5 1				171 A	ETSU	5 0			
94 H	South Alabama	5 14				171 H	ETSU	7 1			
94 H	South Alabama	5 2				201 N	Eastern Ill.	1 2			
						210 A	La.-Monroe	3 0			
						210 A	La.-Monroe	5 0			
						210 A	La.-Monroe	4 2			
						222 A	Georgia St.	7 0			
						222 A	Georgia St.	6 5			
						222 A	Georgia St.	0 1			
			223 A	Tennessee St.	10 9						
			244 N	Dartmouth	2 1						
			275 H	N.C. A&T	15 0						
			275 H	N.C. A&T	12 0						
			LAST 10 GAMES								
			223 A	Tennessee St.	10 9	94 H	South Alabama	5 1			
			87 N	Miami (OH)	6 4	171 A	ETSU	5 0			
			147 H	Gardner-Webb	6 9	222 A	Georgia St.	7 0			
			94 H	South Alabama	5 2	222 A	Georgia St.	6 5			
			94 H	South Alabama	5 14	222 A	Georgia St.	0 1			

Non-Div. I Games:




Appalachian St.

Average RPI Win: 143		WON-LOST RECORD	WINNING PCT. RANK	LAST 10 GAMES	STRENGTH OF SCHEDULE	OPP. STRENGTH OF SCHEDULE	TEAM RPI	ADJ RPI	CONF. RPI	ADJ CONF. RPI	
Average RPI Loss: 54											
DIV. I ONLY		14-19-0	.42424 187	6-4-0	43	36	97	.52932 96	5	5	
DIV. I NON-CONF.		10-14-0	.41667 184	2-0-0	33	43	99	.53004 99	4	4	
<hr/>											
TOTALS		RPI 1-25	RPI 26-50		W-L RECORDS		RPI 51-100		RPI 101-150		RPI 150+
14-19-0		0-7-0	3-7-0		OVERALL		2-0-0		2-3-0		7-2-0
5-1-0		0-0-0	2-1-0		HOME		1-0-0		0-0-0		2-0-0
2-11-0		0-5-0	1-4-0		AWAY		0-0-0		1-2-0		0-0-0
7-7-0		0-2-0	0-2-0		NEUTRAL		1-0-0		1-1-0		5-2-0
10-14-0		0-7-0	0-4-0		NON-CONFERENCE		2-0-0		1-1-0		7-2-0
3-0-0		0-0-0	0-0-0		HOME		1-0-0		0-0-0		2-0-0
0-7-0		0-5-0	0-0-		AWAY		0-0-0		0-0-0		0-0-0
7-7-0		0-2-0	0-2-0		NEUTRAL		1-0-0		1-1-0		5-2-0
4-5-0		0-0-0	3-3-0		CONFERENCE		0-0-0		1-2-0		0-0-0
2-1-0		0-0-0	2-1-0		HOME		0-0-0		0-0-0		0-0-0
2-4-0		0-0-0	1-2-0		AWAY		0-0-0		1-2-0		0-0-0
0-0-0		0-0-0	0-0-0		NEUTRAL		0-0-0		0-0-0		0-0-0
RPI	S	Opponent	Score	RPI	S	Opponent	Score	RPI	S	Opponent	Score
2	N	Oklahoma	0 6	29	H	Notre Dame	6 8	58	N	Seattle U	7 0
2	N	Oklahoma	1 9	29	H	Notre Dame	9 1	68	H	Grand Canyon	3 2
9	A	Florida	0 8	29	H	Notre Dame	8 6				
9	A	Florida	2 8	31	A	Colorado St.	6 8				
13	A	Oklahoma St.	0 8	31	A	Colorado St.	0 8				
17	A	Kentucky	0 13	38	N	Indiana	5 6				
19	A	Tulsa	3 11	38	N	Indiana	1 5				
				44	A	Louisville	4 2				
				44	A	Louisville	0 8				
				44	A	Louisville	2 4				
<hr/>											
LAST 10 GAMES											
				29	H	Notre Dame	8 6	137	A	Boston College	8 3
				29	H	Notre Dame	6 8	137	A	Boston College	2 10
				276	H	Niagara	7 5	137	A	Boston College	3 4
				29	H	Notre Dame	9 1	44	A	Louisville	4 2
				276	H	Niagara	12 4	44	A	Louisville	0 8

Non-Div. I Games:

Syracuse

Non-Div. I Games:

 Tie,
  Loss,
  Non-Conf,
 S Site, H Home, A Away, N Neutral

Average RPI Win:	130	WON-LOST RECORD		WINNING PCT. RANK		LAST 10 GAMES		STRENGTH OF SCHEDULE		OPP. STRENGTH OF SCHEDULE		TEAM RPI		ADJ RPI		CONF. RPI		ADJ CONF. RPI	
Average RPI Loss:	88																		
DIV. I ONLY		17-18-0		.48571	147	3-7-0		104		49		108		.52623	99	8		8	
DIV. I NON-CONF.		10-12-0		.45455	162	1-2-0		14		80		63		.55719	56	8		8	
TOTALS		RPI 1-25	RPI 26-50		W-L RECORDS		RPI 51-100		RPI 101-150		RPI 150+								
17-18-0	1-4-0	0-4-0		OVERALL		8-4-0		2-3-0		6-3-0									
8-4-0	1-1-0	0-0-0		HOME		4-1-0		2-1-0		1-1-0									
3-9-0	0-2-0	0-4-0		AWAY		2-0-0		0-1-0		1-2-0									
6-5-0	0-1-0	0-0-0		NEUTRAL		2-3-0		0-1-0		4-0-0									
10-12-0	1-4-0	0-1-0		NON-CONFERENCE		5-4-0		0-2-0		4-1-0									
3-3-0	1-1-0	0-0-0		HOME		1-1-0		0-0-0		1-1-0									
2-4-0	0-2-0	0-0-		AWAY		2-0-0		0-1-0		0-0-0									
5-5-0	0-1-0	0-0-0		NEUTRAL		2-3-0		0-1-0		3-0-0									
7-6-0	0-0-0	0-3-0		CONFERENCE		3-0-0		2-1-0		2-2-0									
5-1-0	0-0-0	0-0-0		HOME		3-0-0		2-1-0		0-0-0									
1-5-0	0-0-0	0-3-0		AWAY		0-0-0		0-0-0		1-2-0									
1-0-0	0-0-0	0-0-0		NEUTRAL		0-0-0		0-0-0		1-0-0									
RPI	S	Opponent	Score		RPI	S	Opponent	Score		RPI	S	Opponent	Score		RPI	S	Opponent	Score	
3	N	UCLA	1	2	43	A	Texas A&M	0	1	56	N	Fresno St.	4	5	120	N	Southern Miss.	3	5
16	A	Texas Tech	1	9	48	A	Troy	0	2	63	H	North Texas	13	10	128	A	Hawaii	7	8
16	A	Texas Tech	4	8	48	A	Troy	4	7	63	N	North Texas	1	5	146	H	Ga. Southern	3	10
23	H	Arkansas	1	4	48	A	Troy	1	2	63	N	North Texas	12	7	146	H	Ga. Southern	4	2
23	H	Arkansas	7	4						67	A	Baylor	5	2	146	H	Ga. Southern	7	1
										67	A	Baylor	10	2	184	H	Prairie View	2	1
										82	N	Sam Houston St.	3	4	184	N	Prairie View	10	0
										82	N	Sam Houston St.	3	0	204	H	Houston Baptist	5	6
										90	H	Wichita St.	1	3	222	A	Georgia St.	6	3
										94	H	South Alabama	10	9	222	A	Georgia St.	6	7
										94	H	South Alabama	7	2	222	A	Georgia St.	2	3
										94	H	South Alabama	8	1	222	N	Georgia St.	9	1
															226	N	Abilene Christian	2	1
															233	N	Saint Mary's (CA)	8	0
LAST 10 GAMES																			
48	A	Troy	4	7	67	A	Baylor	10	2										
146	H	Ga. Southern	3	10	67	A	Baylor	5	2										
146	H	Ga. Southern	7	1	23	H	Arkansas	7	4										
184	N	Prairie View	10	0	48	A	Troy	0	2										
184	H	Prairie View	2	1	48	A	Troy	1	2										

Non-Div. I Games:

UT Arlington

Average RPI Win: 153		WON-LOST	WINNING	LAST 10	STRENGTH OF		OPP. STRENGTH	TEAM	ADJ	CONF.	ADJ CONF.
Average RPI Loss: 84		RECORD	PCT. RANK	GAMES	SCHEDULE		OF SCHEDULE	RPI	RPI	RPI	RPI
DIV. I ONLY		16-16-0	.5	132	5-5-0		105	75	107	.52614	100
DIV. I NON-CONF.		10-13-0	.43478	175	0-2-0		49	36	104	.53049	98
TOTALS		RPI 1-25	RPI 26-50		W-L RECORDS		RPI 51-100		RPI 101-150		RPI 150+
16-16-0		0-4-0	1-2-0		OVERALL		4-5-0		2-2-0		9-3-0
3-4-0		0-1-0	0-0-0		HOME		1-2-0		1-0-0		1-1-0
7-5-0		0-3-0	1-0-0		AWAY		0-1-0		0-0-0		6-1-0
6-7-0		0-0-0	0-2-0		NEUTRAL		3-2-0		1-2-0		2-1-0
10-13-0		0-4-0	1-2-0		NON-CONFERENCE		3-3-0		2-2-0		4-2-0
2-2-0		0-1-0	0-0-0		HOME		0-0-0		1-0-0		1-1-0
2-4-0		0-3-0	1-0-		AWAY		0-1-0		0-0-0		1-0-0
6-7-0		0-0-0	0-2-0		NEUTRAL		3-2-0		1-2-0		2-1-0
6-3-0		0-0-0	0-0-0		CONFERENCE		1-2-0		0-0-0		5-1-0
1-2-0		0-0-0	0-0-0		HOME		1-2-0		0-0-0		0-0-0
5-1-0		0-0-0	0-0-0		AWAY		0-0-0		0-0-0		5-1-0
0-0-0		0-0-0	0-0-0		NEUTRAL		0-0-0		0-0-0		0-0-0
RPI S	Opponent	Score	RPI S	Opponent	Score	RPI S	Opponent	Score	RPI S	Opponent	Score
4 A	LSU	1 12	36 N	Illinois	2 8	51 N	Southern Ill.	9 0	120 H	Southern Miss.	4 1
12 A	Ole Miss	0 6	36 N	Illinois	3 5	51 N	Southern Ill.	6 7	136 N	Nevada	3 0
12 A	Ole Miss	0 2	45 A	Houston	2 0	53 N	San Jose St.	3 2	136 N	Nevada	0 2
21 H	Louisiana	0 8				53 N	San Jose St.	4 2	150 N	Northern Ill.	1 2
						73 N	Maryland	1 2	151 H	Hofstra	2 8
						82 H	Sam Houston St.	2 3	151 N	Hofstra	11 1
						82 H	Sam Houston St.	1 0	189 N	Pittsburgh	5 0
						82 H	Sam Houston St.	3 4	189 N	Pittsburgh	3 5
						94 A	South Alabama	2 3	207 A	Central Ark.	0 2
									207 A	Central Ark.	8 2
									207 A	Central Ark.	3 1
									210 H	La.-Monroe	8 0
									226 A	Abilene Christian	5 4
									226 A	Abilene Christian	12 4
									226 A	Abilene Christian	8 0
									258 A	Alcorn	7 0
LAST 10 GAMES											
258 A	Alcorn	7 0	82 H	Sam Houston St.	2 3						
207 A	Central Ark.	0 2	4 A	LSU	1 12						
82 H	Sam Houston St.	1 0	226 A	Abilene Christian	8 0						
226 A	Abilene Christian	5 4	226 A	Abilene Christian	12 4						
82 H	Sam Houston St.	3 4	21 H	Louisiana	0 8						

Non-Div. I Games:

Nicholls St.

[illegible]

Non-Div. I Games:

Jacksonville St.

Duke		Average RPI Win:	122	WON-LOST RECORD	WINNING PCT. RANK	LAST 10 GAMES	STRENGTH OF SCHEDULE	OPP. STRENGTH OF SCHEDULE	TEAM RPI	ADJ RPI	CONF. RPI	ADJ CONF. RPI
DIV. I ONLY				17-19-0	.47222	154	58	57	96	.52608	102	5
DIV. I NON-CONF.				8-15-0	.34783	221	20	83	113	.51359	115	4
TOTALS		RPI 1-25		RPI 26-50		W-L RECORDS	RPI 51-100		RPI 101-150		RPI 150+	
17-19-0	0-3-0			2-7-0		OVERALL	5-4-0		4-2-0		6-3-0	
8-9-0	0-1-0			1-4-0		HOME	1-1-0		0-1-0		6-2-0	
6-4-0	0-0-0			0-1-0		AWAY	3-2-0		3-1-0		0-0-0	
3-6-0	0-2-0			1-2-0		NEUTRAL	1-1-0		1-0-0		0-1-0	
8-15-0	0-3-0			0-5-0		NON-CONFERENCE	2-4-0		2-1-0		4-2-0	
5-6-0	0-1-0			0-2-0		HOME	1-1-0		0-1-0		4-1-0	
1-3-0	0-0-0			0-0-		AWAY	0-2-0		1-0-0		0-0-0	
2-6-0	0-2-0			0-2-0		NEUTRAL	1-1-0		1-0-0		0-1-0	
9-4-0	0-0-0			2-2-0		CONFERENCE	3-0-0		2-1-0		2-1-0	
3-3-0	0-0-0			1-2-0		HOME	0-0-0		0-0-0		2-1-0	
5-1-0	0-0-0			0-0-0		AWAY	3-0-0		2-1-0		0-0-0	
1-0-0	0-0-0			1-0-0		NEUTRAL	0-0-0		0-0-0		0-0-0	
RPI S	Opponent	Score		RPI S	Opponent	Score	RPI S	Opponent	Score	RPI S	Opponent	Score
5 N	Washington	1	4	26 A	South Carolina	4	59 A	Georgia Tech	11 2	107 H	Coastal Caro.	4 11
14 N	Northwestern	5	6	26 N	South Carolina	2	59 A	Georgia Tech	9 5	116 N	Utah	4 3
24 H	Mississippi St.	2	3	29 N	Notre Dame	7 3	59 A	Georgia Tech	8 6	123 A	Virginia	8 0
				33 N	Ohio St.	0	62 H	Liberty	6 10	123 A	Virginia	1 2
				38 H	Indiana	0	62 N	Liberty	3 1	123 A	Virginia	7 2
				38 H	Indiana	1	66 N	California	0 1	144 A	Campbell	9 2
				47 H	North Carolina	2	75 A	Elon	4 5	154 H	Penn St.	3 1
				47 H	North Carolina	1	76 A	USC Upstate	1 3	154 H	Penn St.	0 6
				47 H	North Carolina	2 1	79 H	Ohio	2 1	161 H	Kansas	8 7
										189 H	Pittsburgh	4 3
										189 H	Pittsburgh	8 0
										189 H	Pittsburgh	3 5
										215 H	Charleston So.	9 5
										251 N	Army West Point	0 10
										273 H	N.C. Central	8 0
				LAST 10 GAMES								
				215 H	Charleston So.	9 5	62 H	Liberty	6 10			
				154 H	Penn St.	0 6	123 A	Virginia	8 0			
				59 A	Georgia Tech	8 6	123 A	Virginia	1 2			
				59 A	Georgia Tech	11 2	123 A	Virginia	7 2			
				59 A	Georgia Tech	9 5	26 A	South Carolina	4 5			

Non-Div. I Games:

Duke

Average RPI Win: 174		WON-LOST RECORD		WINNING PCT. RANK		LAST 10 GAMES		STRENGTH OF SCHEDULE		OPP. STRENGTH OF SCHEDULE		TEAM RPI		ADJ RPI		CONF. RPI		ADJ CONF. RPI					
DIV. I ONLY		23-11-0		.67647 50		4-6-0		215		131		103		.52486 103		14		14					
DIV. I NON-CONF.		21-7-0		.75 34		2-2-0		230		166		81		.5412 80		14		15					
TOTALS		RPI 1-25		RPI 26-50		W-L RECORDS		RPI 51-100		RPI 101-150		RPI 150+											
23-11-0		0-0-0		0-1-0		OVERALL		5-4-0		3-2-0		15-4-0											
7-4-0		0-0-0		0-0-0		HOME		3-3-0		0-1-0		4-0-0											
4-1-0		0-0-0		0-0-0		AWAY		0-0-0		1-0-0		3-1-0											
12-6-0		0-0-0		0-1-0		NEUTRAL		2-1-0		2-1-0		8-3-0											
21-7-0		0-0-0		0-1-0		NON-CONFERENCE		5-1-0		3-2-0		13-3-0											
7-1-0		0-0-0		0-0-0		HOME		3-0-0		0-1-0		4-0-0											
2-0-0		0-0-0		0-0-		AWAY		0-0-0		1-0-0		1-0-0											
12-6-0		0-0-0		0-1-0		NEUTRAL		2-1-0		2-1-0		8-3-0											
2-4-0		0-0-0		0-0-0		CONFERENCE		0-3-0		0-0-0		2-1-0											
0-3-0		0-0-0		0-0-0		HOME		0-3-0		0-0-0		0-0-0											
2-1-0		0-0-0		0-0-0		AWAY		0-0-0		0-0-0		2-1-0											
0-0-0		0-0-0		0-0-0		NEUTRAL		0-0-0		0-0-0		0-0-0											
RPI	S	Opponent		Score		RPI	S	Opponent		Score		RPI	S	Opponent		Score		RPI	S	Opponent		Score	
						35	N	UCF		1	4	54	N	North Dakota St.		1	5	122	N	St. John's (NY)		11	4
												65	H	UNC Greensboro		3	4	137	N	Boston College		6	9
												65	H	UNC Greensboro		0	2	138	N	LIU Brooklyn		8	1
												65	H	UNC Greensboro		2	3	143	A	Kennesaw St.		15	4
												71	H	Eastern Ky.		2	1	143	H	Kennesaw St.		0	7
												71	H	Eastern Ky.		2	0	153	N	Florida A&M		4	5
												71	H	Eastern Ky.		5	2	158	A	Furman		9	0
												79	N	Ohio		6	3	158	A	Furman		0	2
												90	N	Wichita St.		3	2	158	A	Furman		3	2
																		160	A	Villanova		2	1
																		164	N	Western Mich.		2	1
																		179	N	Seton Hall		2	8
																		179	N	Seton Hall		6	7
																		181	H	Dayton		8	0
																		182	H	Tennessee Tech		10	2
																		193	H	Indiana St.		6	5
																		201	N	Eastern Ill.		9	1
																		201	N	Eastern Ill.		2	1
																		259	N	Buffalo		11	6
																		263	N	Central Conn. St.		5	4
																		266	H	Presbyterian		6	3
																		278	N	Morehead St.		6	2
																		278	N	Morehead St.		10	2
																		279	N	Holy Cross		1	0
LAST 10 GAMES																							
						71	H	Eastern Ky.		2	0	65	H	UNC Greensboro		0	2	278	N	Morehead St.		10	2
						71	H	Eastern Ky.		5	2	158	A	Furman		0	2	279	N	Holy Cross		1	0
						65	H	UNC Greensboro		2	3	158	A	Furman		3	2						
						158	A	Furman		9	0	259	N	Buffalo		11	6						
						65	H	UNC Greensboro		3	4	179	N	Seton Hall		2	8						

Non-Div. I Games:

Chattanooga

Average RPI Win: 175		WON-LOST	WINNING	LAST 10	STRENGTH OF		OPP. STRENGTH	TEAM	ADJ	CONF.	ADJ CONF.
Average RPI Loss: 120		RECORD	PCT. RANK	GAMES	SCHEDULE		OF SCHEDULE	RPI	RPI	RPI	RPI
DIV. I ONLY		17-11-0	.60714	85	5-5-0		141	188	100	.52333	104
DIV. I NON-CONF.		14-8-0	.63636	76	2-2-0		152	215	94	.52826	101
TOTALS		RPI 1-25	RPI 26-50		W-L RECORDS		RPI 51-100		RPI 101-150		RPI 150+
17-11-0	0-1-0	0-1-0		OVERALL		2-3-0		5-2-0		10-4-0	
2-4-0	0-0-0	0-0-0		HOME		1-2-0		0-0-0		1-2-0	
10-3-0	0-0-0	0-1-0		AWAY		1-0-0		4-1-0		5-1-0	
5-4-0	0-1-0	0-0-0		NEUTRAL		0-1-0		1-1-0		4-1-0	
14-8-0	0-1-0	0-1-0		NON-CONFERENCE		1-1-0		5-2-0		8-3-0	
1-2-0	0-0-0	0-0-0		HOME		0-0-0		0-0-0		1-2-0	
8-2-0	0-0-0	0-0-		AWAY		1-0-0		4-1-0		3-0-0	
5-4-0	0-1-0	0-0-0		NEUTRAL		0-1-0		1-1-0		4-1-0	
3-3-0	0-0-0	0-0-0		CONFERENCE		1-2-0		0-0-0		2-1-0	
1-2-0	0-0-0	0-0-0		HOME		1-2-0		0-0-0		0-0-0	
2-1-0	0-0-0	0-0-0		AWAY		0-0-0		0-0-0		2-1-0	
0-0-0	0-0-0	0-0-0		NEUTRAL		0-0-0		0-0-0		0-0-0	
RPI S	Opponent	Score		RPI S	Opponent	Score		RPI S	Opponent	Score	
16 N	Texas Tech	2	5	48 A	Troy	0	2	80 H	North Florida	1	3
								80 H	North Florida	7	10
								80 H	North Florida	3	1
								84 N	South Dakota St.	5	6
								93 A	Memphis	2	1
								101 N	Jacksonville St.	1	2
								115 A	Austin Peay	1	9
								115 A	Austin Peay	4	0
								126 A	UAB	1	0
								130 A	Samford	5	1
								130 A	Samford	7	3
								140 N	Murray St.	3	2
								168 N	UT Martin	3	2
								182 H	Tennessee Tech	1	5
								182 H	Tennessee Tech	2	3
								185 A	Stetson	9	5
								185 A	Stetson	2	0
								185 A	Stetson	1	2
								186 N	Portland St.	2	1
								191 N	Marist	9	0
								207 A	Central Ark.	10	1
								245 N	Purdue Fort Wayne	6	8
								250 H	Alabama St.	6	0
								258 A	Alcorn	8	0
								258 A	Alcorn	6	4
								267 N	Jackson St.	8	0
LAST 10 GAMES				267 N	Jackson St.	8	0	80 H	North Florida	7	10
				101 N	Jacksonville St.	1	2	182 H	Tennessee Tech	1	5
				258 A	Alcorn	6	4	130 A	Samford	7	3
				115 A	Austin Peay	4	0	185 A	Stetson	1	2
				185 A	Stetson	2	0	185 A	Stetson	9	5

Non-Div. I Games:

North Ala.

Average RPI Win: 144		WON-LOST	WINNING	LAST 10	STRENGTH OF		OPP. STRENGTH	TEAM	ADJ	CONF.	ADJ CONF.
Average RPI Loss: 75		RECORD	PCT. RANK	GAMES	SCHEDULE		OF SCHEDULE	RPI	RPI	RPI	RPI
DIV. I ONLY		17-20-0	.45946	162	6-4-0		73	89	111	.52325	105
DIV. I NON-CONF.		9-16-0	.36	212	1-1-0		27	23	108	.52603	103
TOTALS		RPI 1-25	RPI 26-50		W-L RECORDS		RPI 51-100		RPI 101-150		RPI 150+
17-20-0		1-4-0	2-4-0		OVERALL		3-5-0		5-6-0		6-1-0
9-10-0		0-1-0	1-2-0		HOME		0-2-0		4-5-0		4-0-0
5-8-0		1-3-0	1-2-0		AWAY		1-2-0		0-0-0		2-1-0
3-2-0		0-0-0	0-0-0		NEUTRAL		2-1-0		1-1-0		0-0-0
9-16-0		1-4-0	2-4-0		NON-CONFERENCE		2-3-0		3-5-0		1-0-0
4-9-0		0-1-0	1-2-0		HOME		0-2-0		2-4-0		1-0-0
2-5-0		1-3-0	1-0-		AWAY		0-0-0		0-0-0		0-0-0
3-2-0		0-0-0	0-0-0		NEUTRAL		2-1-0		1-1-0		0-0-0
8-4-0		0-0-0	0-0-0		CONFERENCE		1-2-0		2-1-0		5-1-0
5-1-0		0-0-0	0-0-0		HOME		0-0-0		2-1-0		3-0-0
3-3-0		0-0-0	0-0-0		AWAY		1-2-0		0-0-0		2-1-0
0-0-0		0-0-0	0-0-0		NEUTRAL		0-0-0		0-0-0		0-0-0
RPI S	Opponent	Score	RPI S	Opponent	Score	RPI S	Opponent	Score	RPI S	Opponent	Score
2 A	Oklahoma	1 6	43 A	Texas A&M	1 2	58 N	Seattle U	1 6	112 N	Rutgers	1 2
13 A	Oklahoma St.	2 3	43 A	Texas A&M	3 1	62 N	Liberty	5 1	112 N	Rutgers	6 4
13 A	Oklahoma St.	2 12	45 A	Houston	2 3	67 H	Baylor	2 7	115 H	Austin Peay	0 4
21 A	Louisiana	5 4	45 H	Houston	2 7	67 H	Baylor	2 5	115 H	Austin Peay	3 4
23 H	Arkansas	0 6	50 H	Lipscomb	4 3	72 A	SFA	8 2	115 H	Austin Peay	1 2
			50 H	Lipscomb	1 6	72 A	SFA	0 7	130 H	Samford	8 0
						72 A	SFA	2 4	130 H	Samford	2 4
						97 N	UNI	7 5	141 H	Northwestern St.	3 1
									141 H	Northwestern St.	3 4
									141 H	Northwestern St.	5 2
									144 H	Campbell	7 2
									204 A	Houston Baptist	1 0
									204 A	Houston Baptist	4 2
									204 A	Houston Baptist	4 5
									210 H	La.-Monroe	9 0
									272 H	Incarnate Word	7 2
									272 H	Incarnate Word	7 1
									272 H	Incarnate Word	1 0
LAST 10 GAMES			LAST 10 GAMES			LAST 10 GAMES			LAST 10 GAMES		
13 A	Oklahoma St.	2 3	204 A	Houston Baptist	1 0	13 A	Oklahoma St.	2 3	204 A	Houston Baptist	1 0
58 N	Seattle U	1 6	115 H	Austin Peay	3 4	58 N	Seattle U	1 6	115 H	Austin Peay	3 4
72 A	SFA	8 2	204 A	Houston Baptist	4 2	72 A	SFA	8 2	204 A	Houston Baptist	4 2
272 H	Incarnate Word	7 1	204 A	Houston Baptist	4 5	272 H	Incarnate Word	7 1	204 A	Houston Baptist	4 5
141 H	Northwestern St.	3 4	45 A	Houston	2 3	141 H	Northwestern St.	3 4	45 A	Houston	2 3

Non-Div. I Games:

McNeese

Average RPI Win:		203	WON-LOST RECORD		WINNING PCT. RANK		LAST 10 GAMES		STRENGTH OF SCHEDULE		OPP. STRENGTH OF SCHEDULE		TEAM RPI		ADJ RPI		CONF. RPI		ADJ CONF. RPI	
DIV. I ONLY			15-14-0		.51724 124		9-1-0		106		102		104		.52225 106		28		28	
DIV. I NON-CONF.			9-14-0		.3913 195		3-1-0		43		53		111		.5169 112		28		27	
TOTALS		RPI 1-25		RPI 26-50		W-L RECORDS		RPI 51-100		RPI 101-150		RPI 150+								
15-14-0		0-5-0		0-3-0		OVERALL		2-2-0		2-4-0		11-0-0								
7-1-0		0-0-0		0-0-0		HOME		0-0-0		1-1-0		6-0-0								
1-3-0		0-1-0		0-0-0		AWAY		0-0-0		0-2-0		1-0-0								
7-10-0		0-4-0		0-3-0		NEUTRAL		2-2-0		1-1-0		4-0-0								
9-14-0		0-5-0		0-3-0		NON-CONFERENCE		2-2-0		2-4-0		5-0-0								
1-1-0		0-0-0		0-0-0		HOME		0-0-0		1-1-0		0-0-0								
1-3-0		0-1-0		0-0-		AWAY		0-0-0		0-2-0		1-0-0								
7-10-0		0-4-0		0-3-0		NEUTRAL		2-2-0		1-1-0		4-0-0								
6-0-0		0-0-0		0-0-0		CONFERENCE		0-0-0		0-0-0		6-0-0								
6-0-0		0-0-0		0-0-0		HOME		0-0-0		0-0-0		6-0-0								
0-0-0		0-0-0		0-0-0		AWAY		0-0-0		0-0-0		0-0-0								
0-0-0		0-0-0		0-0-0		NEUTRAL		0-0-0		0-0-0		0-0-0								
RPI	S	Opponent		Score		RPI	S	Opponent		Score		RPI	S	Opponent		Score				
6	A	Arizona		1	10	30	N	South Fla.		5	7	53	N	San Jose St.		12	3			
10	N	Alabama		4	13	50	N	Lipscomb		1	2	55	N	Cal St. Fullerton		8	12			
11	N	Tennessee		1	11	50	N	Lipscomb		3	7	77	N	Long Beach St.		8	2			
11	N	Tennessee		2	13							92	N	Iowa		1	5			
25	N	Boise St.		0	8															

Non-Div. I Games:

UIC

Average RPI Win:		187	WON-LOST RECORD		WINNING PCT. RANK		LAST 10 GAMES		STRENGTH OF SCHEDULE		OPP. STRENGTH OF SCHEDULE		TEAM RPI		ADJ RPI		CONF. RPI		ADJ CONF. RPI				
DIV. I ONLY			26-10-0		.72222 33		5-5-0		257		66		105		.5221 107		8		8				
DIV. I NON-CONF.			20-4-0		.83333 17		2-0-0		221		95		46		.56516 46		8		8				
TOTALS		RPI 1-25		RPI 26-50				W-L RECORDS				RPI 51-100				RPI 101-150				RPI 150+			
26-10-0		0-1-0		1-6-0				OVERALL				1-0-0				5-2-0				19-1-0			
20-6-0		0-1-0		1-4-0				HOME				1-0-0				3-0-0				15-1-0			
3-4-0		0-0-0		0-2-0				AWAY				0-0-0				2-2-0				1-0-0			
3-0-0		0-0-0		0-0-0				NEUTRAL				0-0-0				0-0-0				3-0-0			
20-4-0		0-1-0		1-3-0				NON-CONFERENCE				1-0-0				4-0-0				14-0-0			
15-2-0		0-1-0		1-1-0				HOME				1-0-0				3-0-0				10-0-0			
2-2-0		0-0-0		0-0-				AWAY				0-0-0				1-0-0				1-0-0			
3-0-0		0-0-0		0-0-0				NEUTRAL				0-0-0				0-0-0				3-0-0			
6-6-0		0-0-0		0-3-0				CONFERENCE				0-0-0				1-2-0				5-1-0			
5-4-0		0-0-0		0-3-0				HOME				0-0-0				0-0-0				5-1-0			
1-2-0		0-0-0		0-0-0				AWAY				0-0-0				1-2-0				0-0-0			
0-0-0		0-0-0		0-0-0				NEUTRAL				0-0-0				0-0-0				0-0-0			
RPI	S	Opponent		Score		RPI	S	Opponent		Score		RPI	S	Opponent		Score		RPI	S	Opponent		Score	
11	H	Tennessee		1	3	26	A	South Carolina		4	7	88	H	Marshall		1	0	102	A	Duke		11	4
						35	A	UCF		0	1							106	H	UIC		9	1
						40	H	UNLV		1	10							115	H	Austin Peay		6	2
						40	H	UNLV		2	1							124	H	Towson		5	3
						48	H	Troy		3	11							146	A	Ga. Southern		0	3
						48	H	Troy		4	10							146	A	Ga. Southern		5	4
						48	H	Troy		3	5							146	A	Ga. Southern		1	3
																		152	H	Winthrop		6	4
																		154	N	Penn St.		3	1
																		162	H	Boston U.		6	0
																		189	N	Pittsburgh		5	0
																		189	N	Pittsburgh		11	3
																		194	H	Jacksonville		7	4
																		194	H	Jacksonville		3	1
																		210	H	La.-Monroe		7	5
																		210	H	La.-Monroe		2	10
																		210	H	La.-Monroe		8	0
																		215	A	Charleston So.		6	2
																		222	H	Georgia St.		6	3
																		222	H	Georgia St.		5	0
																		222	H	Georgia St.		1	0
								LAST 10 GAMES										247	H	Bryant		5	1
																		247	H	Bryant		7	0
																		266	H	Presbyterian		9	1
																		266	H	Presbyterian		4	0
																		284	H	Rider		5	0
																		284	H	Rider		11	1

Non-Div. I Games:

Coastal Caro.

Average RPI Win:	133	WON-LOST	WINNING	LAST 10	STRENGTH OF	OPP. STRENGTH	TEAM	ADJ	CONF.	ADJ CONF.		
Average RPI Loss:	53 <th>RECORD</th> <th>PCT. RANK</th> <th>GAMES</th> <th>SCHEDULE</th> <th>OF SCHEDULE</th> <th>RPI</th> <th>RPI</th> <th>RPI</th> <th>RPI</th>	RECORD	PCT. RANK	GAMES	SCHEDULE	OF SCHEDULE	RPI	RPI	RPI	RPI		
DIV. I ONLY		12-19-0	.3871	210	2-8-0	40	29	106	.52167	108	4	4
DIV. I NON-CONF.		10-15-0	.4	189	0-4-0	76	27	127	.50753	125	5	5
<hr/>												
TOTALS	RPI 1-25	RPI 26-50		W-L RECORDS		RPI 51-100		RPI 101-150		RPI 150+		
12-19-0	0-8-0	2-5-0		OVERALL		3-3-0		0-1-0		7-2-0		
2-3-0	0-0-0	2-3-0		HOME		0-0-0		0-0-0		0-0-0		
2-9-0	0-3-0	0-1-0		AWAY		2-3-0		0-0-0		0-2-0		
8-7-0	0-5-0	0-1-0		NEUTRAL		1-0-0		0-1-0		7-0-0		
10-15-0	0-5-0	0-4-0		NON-CONFERENCE		3-3-0		0-1-0		7-2-0		
0-2-0	0-0-0	0-2-0		HOME		0-0-0		0-0-0		0-0-0		
2-6-0	0-0-0	0-0-		AWAY		2-3-0		0-0-0		0-2-0		
8-7-0	0-5-0	0-1-0		NEUTRAL		1-0-0		0-1-0		7-0-0		
2-4-0	0-3-0	2-1-0		CONFERENCE		0-0-0		0-0-0		0-0-0		
2-1-0	0-0-0	2-1-0		HOME		0-0-0		0-0-0		0-0-0		
0-3-0	0-3-0	0-0-0		AWAY		0-0-0		0-0-0		0-0-0		
0-0-0	0-0-0	0-0-0		NEUTRAL		0-0-0		0-0-0		0-0-0		
RPI	S	Opponent	Score	RPI	S	Opponent	Score	RPI	S	Opponent	Score	
3	N	UCLA	1 9	27	H	Drake	0 14	61	A	NC State	7 2	
16	N	Texas Tech	10 15	27	H	Drake	1 7	61	A	NC State	6 0	
16	N	Texas Tech	1 4	31	A	Colorado St.	9 12	89	N	BYU	5 4	
19	N	Tulsa	5 6	34	N	Arizona St.	5 6	90	A	Wichita St.	1 10	
19	N	Tulsa	0 6	36	H	Illinois	8 11	90	A	Wichita St.	5 7	
22	A	Michigan	0 8	36	H	Illinois	5 4	90	A	Wichita St.	2 6	
22	A	Michigan	2 7	36	H	Illinois	3 2					
22	A	Michigan	0 12									

Non-Div. I Games:

Nebraska

B
a
l
l
s
t
.

Ball St.

RPI	S	Opponent	Score	
274	N	Quinnipiac	3	2

Ball St.

B
a
l
l
S
t
.

B
a
l
l
S
t
.

Average RPI Win: 163		WON-LOST	WINNING	LAST 10	STRENGTH OF		OPP. STRENGTH	TEAM	ADJ	CONF.	ADJ CONF.
Average RPI Loss: 55		RECORD	PCT. RANK	GAMES	SCHEDULE		OF SCHEDULE	RPI	RPI	RPI	RPI
DIV. I ONLY		11-20-0	.35484	225	6-4-0		30	41	113	.51686	110
DIV. I NON-CONF.		6-20-0	.23077	253	1-4-0		11	16	130	.50591	128
TOTALS		RPI 1-25	RPI 26-50		W-L RECORDS		RPI 51-100		RPI 101-150		RPI 150+
11-20-0		0-7-0	1-4-0		OVERALL		2-6-0		0-2-0		8-1-0
0-0-0		0-0-0	0-0-0		HOME		0-0-0		0-0-0		0-0-0
6-5-0		0-3-0	0-2-0		AWAY		1-0-0		0-0-0		5-0-0
5-15-0		0-4-0	1-2-0		NEUTRAL		1-6-0		0-2-0		3-1-0
6-20-0		0-7-0	1-4-0		NON-CONFERENCE		2-6-0		0-2-0		3-1-0
0-0-0		0-0-0	0-0-0		HOME		0-0-0		0-0-0		0-0-0
1-5-0		0-3-0	0-0-		AWAY		1-0-0		0-0-0		0-0-0
5-15-0		0-4-0	1-2-0		NEUTRAL		1-6-0		0-2-0		3-1-0
5-0-0		0-0-0	0-0-0		CONFERENCE		0-0-0		0-0-0		5-0-0
0-0-0		0-0-0	0-0-0		HOME		0-0-0		0-0-0		0-0-0
5-0-0		0-0-0	0-0-0		AWAY		0-0-0		0-0-0		5-0-0
0-0-0		0-0-0	0-0-0		NEUTRAL		0-0-0		0-0-0		0-0-0
RPI S	Opponent	Score	RPI S	Opponent	Score	RPI S	Opponent	Score	RPI S	Opponent	Score
4 A	LSU	2 6	29 N	Notre Dame	1 5	54 N	North Dakota St.	0 4	127 N	Utah St.	8 13
6 N	Arizona	1 9	30 A	South Fla.	1 2	61 N	NC State	9 10	138 N	LIU Brooklyn	3 5
9 A	Florida	0 7	34 A	Arizona St.	6 9	72 N	SFA	6 0	153 N	Florida A&M	6 3
9 A	Florida	2 10	38 N	Indiana	0 2	76 N	USC Upstate	0 3	153 N	Florida A&M	1 0
9 N	Florida	0 15	38 N	Indiana	3 0	81 N	Purdue	1 2	180 N	Central Mich.	3 4
9 N	Florida	1 2				81 N	Purdue	0 8	193 A	Indiana St.	8 1
22 N	Michigan	4 11				85 A	Fla. Atlantic	6 2	193 A	Indiana St.	14 2
						96 N	Syracuse	3 5	205 N	San Diego	8 0
									234 A	Evansville	16 8
									234 A	Evansville	8 1
									234 A	Evansville	11 0
LAST 10 GAMES											
			193 A	Indiana St.	14 2	85 A	Fla. Atlantic	6 2			
			234 A	Evansville	8 1	81 N	Purdue	0 8			
			193 A	Indiana St.	8 1	29 N	Notre Dame	1 5			
			234 A	Evansville	16 8	138 N	LIU Brooklyn	3 5			
			234 A	Evansville	11 0	81 N	Purdue	1 2			

Non-Div. I Games:

Illinois St.

Average RPI Win: 149		WON-LOST	WINNING	LAST 10	STRENGTH OF		OPP. STRENGTH	TEAM	ADJ	CONF.	ADJ CONF.
Average RPI Loss: 91		RECORD	PCT. RANK	GAMES	SCHEDULE		OF SCHEDULE	RPI	RPI	RPI	RPI
DIV. I ONLY		16-18-0	.47059	156	3-7-0		69	130	110	.51596	111
DIV. I NON-CONF.		10-12-0	.45455	162	1-1-0		128	129	140	.49599	142
TOTALS		RPI 1-25	RPI 26-50		W-L RECORDS		RPI 51-100		RPI 101-150		RPI 150+
16-18-0	0-2-0	0-4-0		OVERALL		4-6-0		6-2-0		6-4-0	
6-7-0	0-0-0	0-3-0		HOME		1-2-0		5-1-0		0-1-0	
4-3-0	0-0-0	0-0-0		AWAY		2-2-0		1-1-0		1-0-0	
6-8-0	0-2-0	0-1-0		NEUTRAL		1-2-0		0-0-0		5-3-0	
10-12-0	0-2-0	0-1-0		NON-CONFERENCE		3-4-0		1-1-0		6-4-0	
1-3-0	0-0-0	0-0-0		HOME		1-2-0		0-0-0		0-1-0	
3-1-0	0-0-0	0-0-		AWAY		1-0-0		1-1-0		1-0-0	
6-8-0	0-2-0	0-1-0		NEUTRAL		1-2-0		0-0-0		5-3-0	
6-6-0	0-0-0	0-3-0		CONFERENCE		1-2-0		5-1-0		0-0-0	
5-4-0	0-0-0	0-3-0		HOME		0-0-0		5-1-0		0-0-0	
1-2-0	0-0-0	0-0-0		AWAY		1-2-0		0-0-0		0-0-0	
0-0-0	0-0-0	0-0-0		NEUTRAL		0-0-0		0-0-0		0-0-0	
RPI S	Opponent	Score	RPI S	Opponent	Score	RPI S	Opponent	Score	RPI S	Opponent	Score
11 N	Tennessee	2 12	31 N	Colorado St.	0 4	54 N	North Dakota St.	2 6	113 A	CSUN	1 2
15 N	Auburn	1 7	46 H	Louisiana Tech	7 13	56 N	Fresno St.	1 10	118 H	Middle Tenn.	9 11
			46 H	Louisiana Tech	2 11	57 N	Missouri St.	2 1	118 H	Middle Tenn.	6 5
			46 H	Louisiana Tech	1 13	67 H	Baylor	1 4	118 H	Middle Tenn.	5 4
						78 A	Texas St.	3 2	126 H	UAB	4 3
						88 A	Marshall	0 5	126 H	UAB	7 0
						88 A	Marshall	0 7	126 H	UAB	7 5
						88 A	Marshall	4 2	142 A	Southeastern La.	1 0
						89 H	BYU	4 1	155 N	SIUE	4 5
						89 H	BYU	0 6	165 A	Lamar University	9 0
									184 N	Prairie View	2 6
									204 H	Houston Baptist	0 7
									216 N	Rhode Island	4 0
									216 N	Rhode Island	10 3
									220 N	A&M-Corpus Christi	5 3
									226 N	Abilene Christian	5 6
									248 N	Maine	6 5
									248 N	Maine	3 0
			LAST 10 GAMES								
			89 H	BYU	4 1	31 N	Colorado St.	0 4			
			89 H	BYU	0 6	226 N	Abilene Christian	5 6			
			126 H	UAB	7 5	118 H	Middle Tenn.	6 5			
			126 H	UAB	7 0	46 H	Louisiana Tech	7 13			
			216 N	Rhode Island	10 3	88 A	Marshall	0 7			

Non-Div. I Games:

UTSA

Average RPI Win: 195		WON-LOST	WINNING	LAST 10	STRENGTH OF		OPP. STRENGTH	TEAM	ADJ	CONF.	ADJ CONF.
Average RPI Loss: 77		RECORD	PCT. RANK	GAMES	SCHEDULE		OF SCHEDULE	RPI	RPI	RPI	RPI
DIV. I ONLY		16-17-0	.48485	149	3-7-0		83	157	112	.51518	112
DIV. I NON-CONF.		16-11-0	.59259	91	3-1-0		154	223	109	.51763	110
TOTALS		RPI 1-25	RPI 26-50		W-L RECORDS		RPI 51-100		RPI 101-150		RPI 150+
16-17-0	0-7-0	0-1-0		OVERALL		0-2-0		5-4-0		11-3-0	
1-3-0	0-3-0	0-0-0		HOME		0-0-0		0-0-0		1-0-0	
2-8-0	0-4-0	0-1-0		AWAY		0-0-0		1-2-0		1-1-0	
13-6-0	0-0-0	0-0-0		NEUTRAL		0-2-0		4-2-0		9-2-0	
16-11-0	0-1-0	0-1-0		NON-CONFERENCE		0-2-0		5-4-0		11-3-0	
1-0-0	0-0-0	0-0-0		HOME		0-0-0		0-0-0		1-0-0	
2-5-0	0-1-0	0-0-		AWAY		0-0-0		1-2-0		1-1-0	
13-6-0	0-0-0	0-0-0		NEUTRAL		0-2-0		4-2-0		9-2-0	
0-6-0	0-6-0	0-0-0		CONFERENCE		0-0-0		0-0-0		0-0-0	
0-3-0	0-3-0	0-0-0		HOME		0-0-0		0-0-0		0-0-0	
0-3-0	0-3-0	0-0-0		AWAY		0-0-0		0-0-0		0-0-0	
0-0-0	0-0-0	0-0-0		NEUTRAL		0-0-0		0-0-0		0-0-0	
RPI S	Opponent	Score		RPI S	Opponent	Score		RPI S	Opponent	Score	
14 A	Northwestern	1	9	43 A	Texas A&M	6	7	62 N	Liberty	3	5
14 A	Northwestern	3	5					62 N	Liberty	1	2
14 A	Northwestern	0	8								
18 A	James Madison	1	10						Jacksonville St.	2	11
22 H	Michigan	0	7						Jacksonville St.	13	5
22 H	Michigan	4	7						McNeese	2	1
22 H	Michigan	2	10						McNeese	4	6
									FIU	3	4
									FIU	1	6
									Virginia	4	0
									Saint Joseph's	8	4
									Saint Joseph's	6	5
									Monmouth	2	1
									Monmouth	0	8
									Tennessee Tech	9	1
									Mercer	1	2
									Mercer	8	4
									Binghamton	1	2
									Fordham	10	2
									Columbia	3	2
									Evansville	9	1
									Army West Point	12	4
									Robert Morris	8	0
									Robert Morris	11	2
									Quinnipiac	9	1
									Morgan St.	8	0
LAST 10 GAMES				132 N	Saint Joseph's	6	5	22 H	Michigan	0	7
				14 A	Northwestern	1	9	22 H	Michigan	2	10
				14 A	Northwestern	3	5	208 H	Fordham	10	2
				182 N	Tennessee Tech	9	1	14 A	Northwestern	0	8
				22 H	Michigan	4	7	132 N	Saint Joseph's	8	4

Non-Div. I Games:

Rutgers

CSUN

Average RPI Win: 180		WON-LOST	WINNING	LAST 10	STRENGTH OF	OPP. STRENGTH	TEAM	ADJ	CONF.	ADJ CONF.							
Average RPI Loss: 79		RECORD	PCT. RANK	GAMES	SCHEDULE	OF SCHEDULE	RPI	RPI	RPI	RPI							
DIV. I ONLY		17-19-0	.47222	154	4-6-0	81	100	109	.51502	113	12	12					
DIV. I NON-CONF.		16-17-0	.48485	145	3-4-0	124	74	123	.50649	127	12	12					
<hr/>																	
TOTALS		RPI 1-25		RPI 26-50		W-L RECORDS		RPI 51-100		RPI 101-150		RPI 150+					
17-19-0		0-7-0		0-3-0		OVERALL		3-4-0		3-1-0		11-4-0					
10-5-0		0-2-0		0-0-0		HOME		0-0-0		2-0-0		8-3-0					
4-5-0		0-1-0		0-1-0		AWAY		2-3-0		0-0-0		2-0-0					
3-9-0		0-4-0		0-2-0		NEUTRAL		1-1-0		1-1-0		1-1-0					
16-17-0		0-7-0		0-3-0		NON-CONFERENCE		2-2-0		3-1-0		11-4-0					
10-5-0		0-2-0		0-0-0		HOME		0-0-0		2-0-0		8-3-0					
3-3-0		0-1-0		0-0-		AWAY		1-1-0		0-0-0		2-0-0					
3-9-0		0-4-0		0-2-0		NEUTRAL		1-1-0		1-1-0		1-1-0					
1-2-0		0-0-0		0-0-0		CONFERENCE		1-2-0		0-0-0		0-0-0					
0-0-0		0-0-0		0-0-0		HOME		0-0-0		0-0-0		0-0-0					
1-2-0		0-0-0		0-0-0		AWAY		1-2-0		0-0-0		0-0-0					
0-0-0		0-0-0		0-0-0		NEUTRAL		0-0-0		0-0-0		0-0-0					
RPI	S	Opponent		Score		RPI	S	Opponent		Score		RPI	S	Opponent		Score	
2	H	Oklahoma		0	11	34	A	Arizona St.		2	8	53	A	San Jose St.		12	1
3	H	UCLA		2	14	39	N	Oregon		5	12	56	A	Fresno St.		0	2
4	A	LSU		0	8	42	N	Oregon St.		0	8	64	A	UC Davis		2	1
20	N	Stanford		0	2							64	A	UC Davis		2	4
20	N	Stanford		2	3							64	A	UC Davis		0	1
22	N	Michigan		0	8							69	N	Loyola Marymount		0	3
22	N	Michigan		0	1							93	N	Memphis		2	0
														206 H Binghamton		5	7
														209 H California Baptist		6	7
														209 H California Baptist		2	1
														233 H Saint Mary's (CA)		8	0
														233 H Saint Mary's (CA)		8	2
														233 H Saint Mary's (CA)		6	0
														243 A CSU Bakersfield		11	3
														244 H Dartmouth		11	2
														244 H Dartmouth		9	10
														251 H Army West Point		4	3
														251 H Army West Point		9	4
														257 A Santa Clara		6	3
														260 N Northern Ky.		3	4
<hr/>																	
LAST 10 GAMES																	
243	A	CSU Bakersfield		11	3	64	A	UC Davis		2	1	64	A	UC Davis		2	4
64	A	UC Davis		0	1	3	H	UCLA		2	14	233	H	Saint Mary's (CA)		6	0
233	H	Saint Mary's (CA)		8	2	233	H	Saint Mary's (CA)		6	0	233	H	Saint Mary's (CA)		8	0
209	H	California Baptist		6	7	233	H	Saint Mary's (CA)		8	0						
251	H	Army West Point		4	3												

Non-Div. I Games:

CSUN

Average RPI Win: 138		WON-LOST RECORD		WINNING PCT. RANK		LAST 10 GAMES		STRENGTH OF SCHEDULE		OPP. STRENGTH OF SCHEDULE		TEAM RPI		ADJ RPI		CONF. RPI		ADJ CONF. RPI	
DIV. I ONLY		15-19-0		.44118 173		3-7-0		84		40		114		.51472 114		7		7	
DIV. I NON-CONF.		12-13-0		.48 148		0-1-0		115		52		117		.51143 118		7		7	
TOTALS		RPI 1-25		RPI 26-50		W-L RECORDS		RPI 51-100		RPI 101-150		RPI 150+							
15-19-0		1-5-0		0-3-0		OVERALL		3-7-0		6-3-0		5-1-0							
7-8-0		0-0-0		0-3-0		HOME		1-2-0		5-3-0		1-0-0							
2-5-0		1-2-0		0-0-0		AWAY		1-3-0		0-0-0		0-0-0							
6-6-0		0-3-0		0-0-0		NEUTRAL		1-2-0		1-0-0		4-1-0							
12-13-0		0-3-0		0-0-0		NON-CONFERENCE		3-7-0		4-2-0		5-1-0							
5-4-0		0-0-0		0-0-0		HOME		1-2-0		3-2-0		1-0-0							
1-3-0		0-0-0		0-0-		AWAY		1-3-0		0-0-0		0-0-0							
6-6-0		0-3-0		0-0-0		NEUTRAL		1-2-0		1-0-0		4-1-0							
3-6-0		1-2-0		0-3-0		CONFERENCE		0-0-0		2-1-0		0-0-0							
2-4-0		0-0-0		0-3-0		HOME		0-0-0		2-1-0		0-0-0							
1-2-0		1-2-0		0-0-0		AWAY		0-0-0		0-0-0		0-0-0							
0-0-0		0-0-0		0-0-0		NEUTRAL		0-0-0		0-0-0		0-0-0							
RPI S	Opponent	Score		RPI S	Opponent	Score		RPI S	Opponent	Score		RPI S	Opponent	Score					
2 N	Oklahoma	0	9	40 H	UNLV	4	5	55 A	Cal St. Fullerton	1	5	106 H	UIC	13	8				
13 N	Oklahoma St.	5	15	40 H	UNLV	3	4	62 N	Liberty	0	8	108 N	Nebraska	4	0				
16 N	Texas Tech	0	7	40 H	UNLV	2	7	68 A	Grand Canyon	0	9	118 H	Middle Tenn.	2	1				
25 A	Boise St.	0	7					68 H	Grand Canyon	0	8	119 H	Weber St.	4	6				
25 A	Boise St.	5	2					69 A	Loyola Marymount	1	2	131 H	UC Riverside	0	6				
25 A	Boise St.	1	16					77 A	Long Beach St.	4	1	139 H	New Mexico	9	8				
								79 N	Ohio	1	5	139 H	New Mexico	4	3				
								83 H	FGCU	0	9	139 H	New Mexico	1	3				
								89 H	BYU	2	1	150 H	Northern Ill.	7	5				
								96 N	Syracuse	9	8	162 N	Boston U.	0	6				
												173 N	Cal Poly	8	2				
												188 N	Charlotte	5	4				
												188 N	Charlotte	9	1				
												224 H	UC Santa Barbara	1	0				
												253 N	Robert Morris	6	1				
LAST 10 GAMES																			
119 H	Weber St.	4	6	25 A	Boise St.	1	16												
40 H	UNLV	3	4	25 A	Boise St.	0	7												
40 H	UNLV	2	7	139 H	New Mexico	4	3												
40 H	UNLV	4	5	139 H	New Mexico	9	8												
25 A	Boise St.	5	2	139 H	New Mexico	1	3												

Non-Div. I Games:

San Diego St.

Average RPI Win: 168		WON-LOST	WINNING	LAST 10	STRENGTH OF		OPP. STRENGTH	TEAM	ADJ		CONF.	ADJ CONF.			
Average RPI Loss: 107		RECORD	PCT. RANK	GAMES	SCHEDULE		OF SCHEDULE	RPI	RPI		RPI	RPI			
DIV. I ONLY		20-14-0	.58824	92	8-2-0		186	91	115		.51436	115			
DIV. I NON-CONF.		15-13-0	.53571	121	3-1-0		159	86	118		.51132	119			
TOTALS		RPI 1-25	RPI 26-50		W-L RECORDS		RPI 51-100		RPI 101-150		RPI 150+				
20-14-0		0-3-0	0-1-0		OVERALL		1-2-0		8-3-0		11-5-0				
5-1-0		0-0-0	0-0-0		HOME		0-0-0		3-1-0		2-0-0				
7-8-0		0-3-0	0-0-0		AWAY		1-1-0		5-2-0		1-2-0				
8-5-0		0-0-0	0-1-0		NEUTRAL		0-1-0		0-0-0		8-3-0				
15-13-0		0-3-0	0-1-0		NON-CONFERENCE		1-2-0		6-3-0		8-4-0				
1-1-0		0-0-0	0-0-0		HOME		0-0-0		1-1-0		0-0-0				
6-7-0		0-3-0	0-0-		AWAY		1-1-0		5-2-0		0-1-0				
8-5-0		0-0-0	0-1-0		NEUTRAL		0-1-0		0-0-0		8-3-0				
5-1-0		0-0-0	0-0-0		CONFERENCE		0-0-0		2-0-0		3-1-0				
4-0-0		0-0-0	0-0-0		HOME		0-0-0		2-0-0		2-0-0				
1-1-0		0-0-0	0-0-0		AWAY		0-0-0		0-0-0		1-1-0				
0-0-0		0-0-0	0-0-0		NEUTRAL		0-0-0		0-0-0		0-0-0				
RPI S	Opponent	Score		RPI S	Opponent	Score		RPI S	Opponent	Score		RPI S	Opponent	Score	
12 A	Ole Miss	2	7	40 N	UNLV	1	3	72 N	SFA	1	5	104 H	North Ala.	9	1
21 A	Louisiana	1	2					87 A	Miami (OH)	2	6	104 H	North Ala.	0	4
21 A	Louisiana	0	8					87 A	Miami (OH)	4	1	105 A	McNeese	4	0
												105 A	McNeese	4	3
												105 A	McNeese	2	1
												107 A	Coastal Caro.	2	6
												118 A	Middle Tenn.	10	6
												126 A	UAB	18	4
												126 A	UAB	6	11
												133 H	Belmont	6	3
												133 H	Belmont	9	1
												156 N	Radford	12	4
												156 N	Radford	3	4
												165 A	Lamar University	0	3
												166 N	Michigan St.	5	2
												181 N	Dayton	7	8
												181 N	Dayton	6	0
												194 N	Jacksonville	9	2
												201 A	Eastern Ill.	1	4
												201 A	Eastern Ill.	9	0
												210 N	La.-Monroe	3	5
												210 N	La.-Monroe	10	0
												223 H	Tennessee St.	9	1
												223 H	Tennessee St.	4	1
												246 N	Wright St.	8	3
												267 N	Jackson St.	12	2
												267 N	Jackson St.	1	0
LAST 10 GAMES				267 N	Jackson St.	1	0	133 H	Belmont	6	3	223 H	Tennessee St.	9	1
				21 A	Louisiana	0	8	105 A	McNeese	4	3	223 H	Tennessee St.	4	1
				223 H	Tennessee St.	4	1	223 H	Tennessee St.	9	1	246 N	Wright St.	8	3
				104 H	North Ala.	0	4	133 H	Belmont	9	1	267 N	Jackson St.	12	2
				201 A	Eastern Ill.	1	4	201 A	Eastern Ill.	9	0	267 N	Jackson St.	1	0

Non-Div. I Games:

Austin Peay

Average RPI Win:	166	WON-LOST	WINNING	LAST 10	STRENGTH OF	OPP. STRENGTH	TEAM	ADJ	CONF.	ADJ CONF.		
Average RPI Loss:	45	RECORD	PCT. RANK	GAMES	SCHEDULE	OF SCHEDULE	RPI	RPI	RPI	RPI		
DIV. I ONLY		13-20-0	.39394	205	3-7-0	51	44	116	.51303	116	2	2
DIV. I NON-CONF.		11-16-0	.40741	187	1-3-0	63	39	122	.50819	124	2	2
<hr/>												
TOTALS	RPI 1-25	RPI 26-50		W-L RECORDS		RPI 51-100		RPI 101-150		RPI 150+		
13-20-0	0-6-0	0-8-0		OVERALL		3-3-0		2-2-0		8-1-0		
2-3-0	0-2-0	0-0-0		HOME		2-1-0		0-0-0		0-0-0		
1-5-0	0-0-0	0-3-0		AWAY		0-1-0		1-1-0		0-0-0		
10-12-0	0-4-0	0-5-0		NEUTRAL		1-1-0		1-1-0		8-1-0		
11-16-0	0-6-0	0-5-0		NON-CONFERENCE		1-2-0		2-2-0		8-1-0		
0-2-0	0-2-0	0-0-0		HOME		0-0-0		0-0-0		0-0-0		
1-2-0	0-0-0	0-0-		AWAY		0-1-0		1-1-0		0-0-0		
10-12-0	0-4-0	0-5-0		NEUTRAL		1-1-0		1-1-0		8-1-0		
2-4-0	0-0-0	0-3-0		CONFERENCE		2-1-0		0-0-0		0-0-0		
2-1-0	0-0-0	0-0-0		HOME		2-1-0		0-0-0		0-0-0		
0-3-0	0-0-0	0-3-0		AWAY		0-0-0		0-0-0		0-0-0		
0-0-0	0-0-0	0-0-0		NEUTRAL		0-0-0		0-0-0		0-0-0		
RPI	S	Opponent	Score	RPI	S	Opponent	Score	RPI	S	Opponent	Score	
2	H	Oklahoma	2 11	31	N	Colorado St.	1 6	60	N	Iowa St.	4 7	
2	H	Oklahoma	3 13	32	N	Missouri	0 9	66	H	California	7 3	
11	N	Tennessee	1 10	33	N	Ohio St.	2 10	66	H	California	7 8	
13	N	Oklahoma St.	1 8	33	N	Ohio St.	0 2	66	H	California	5 4	
14	N	Northwestern	0 10	34	A	Arizona St.	17 18	68	A	Grand Canyon	6 8	
17	N	Kentucky	2 13	34	A	Arizona St.	0 13	74	N	Bradley	2 1	
				34	A	Arizona St.	4 14					
				47	N	North Carolina	2 7					

Non-Div. I Games:

Utah

Average RPI Win:	162	WON-LOST RECORD	WINNING PCT. RANK	LAST 10 GAMES	STRENGTH OF SCHEDULE	OPP. STRENGTH OF SCHEDULE	TEAM RPI	ADJ RPI	CONF. RPI	ADJ CONF. RPI		
DIV. I ONLY		18-18-0	.5	132	1-9-0	102	177	117	.51224	117	9	9
DIV. I NON-CONF.		18-9-0	.66667	64	1-0-0	174	173	88	.53402	89	9	9
<hr/>												
TOTALS	RPI 1-25	RPI 26-50		W-L RECORDS		RPI 51-100		RPI 101-150		RPI 150+		
18-18-0	0-0-0	0-1-0		OVERALL		3-9-0		5-5-0		10-3-0		
10-13-0	0-0-0	0-1-0		HOME		3-7-0		4-2-0		3-3-0		
0-3-0	0-0-0	0-0-0		AWAY		0-0-0		0-3-0		0-0-0		
8-2-0	0-0-0	0-0-0		NEUTRAL		0-2-0		1-0-0		7-0-0		
18-9-0	0-0-0	0-1-0		NON-CONFERENCE		3-3-0		5-2-0		10-3-0		
10-7-0	0-0-0	0-1-0		HOME		3-1-0		4-2-0		3-3-0		
0-0-0	0-0-0	0-0-		AWAY		0-0-0		0-0-0		0-0-0		
8-2-0	0-0-0	0-0-0		NEUTRAL		0-2-0		1-0-0		7-0-0		
0-9-0	0-0-0	0-0-0		CONFERENCE		0-6-0		0-3-0		0-0-0		
0-6-0	0-0-0	0-0-0		HOME		0-6-0		0-0-0		0-0-0		
0-3-0	0-0-0	0-0-0		AWAY		0-0-0		0-3-0		0-0-0		
0-0-0	0-0-0	0-0-0		NEUTRAL		0-0-0		0-0-0		0-0-0		
RPI	S	Opponent	Score	RPI	S	Opponent	Score	RPI	S	Opponent	Score	
				29	H	Notre Dame	0 8	52	H	Western Ky.	4 5	
								52	H	Western Ky.	2 6	
								52	H	Western Ky.	0 4	
								54	H	North Dakota St.	2 1	
								63	H	North Texas	4 13	
								63	H	North Texas	0 7	
								63	H	North Texas	0 3	
								81	H	Purdue	3 6	
								93	H	Memphis	4 1	
								93	H	Memphis	4 1	
								93	N	Memphis	0 4	
								93	N	Memphis	0 6	

Non-Div. I Games:

FIU

[illegible]

Non-Div. I Games:

Middle Tenn.

RPI	S	Opponent	Score	
271	N	Siena	14	3

Middle Tenn.

M
i
d
d
l
e
T
e
n
n
.

M
i
d
d
l
e
T
e
n
n
.

Average RPI Win:		132	WON-LOST RECORD		WINNING PCT. RANK		LAST 10 GAMES		STRENGTH OF SCHEDULE		OPP. STRENGTH OF SCHEDULE		TEAM RPI		ADJ RPI		CONF. RPI		ADJ CONF. RPI				
DIV. I ONLY			12-17-0		.41379	194	7-3-0		59		115		123		.51031		119	24		24			
DIV. I NON-CONF.			8-17-0		.32	230	3-3-0		28		111		137		.50191		132	23		23			
TOTALS		RPI 1-25		RPI 26-50		W-L RECORDS		RPI 51-100		RPI 101-150		RPI 150+											
12-17-0		1-0-0		1-3-0		OVERALL		2-8-0		2-3-0		6-3-0											
3-2-0		0-0-0		0-0-0		HOME		0-1-0		1-1-0		2-0-0											
3-7-0		0-0-0		0-2-0		AWAY		0-2-0		1-1-0		2-2-0											
6-8-0		1-0-0		1-1-0		NEUTRAL		2-5-0		0-1-0		2-1-0											
8-17-0		1-0-0		1-3-0		NON-CONFERENCE		2-8-0		2-3-0		2-3-0											
1-2-0		0-0-0		0-0-0		HOME		0-1-0		1-1-0		0-0-0											
1-7-0		0-0-0		0-0-		AWAY		0-2-0		1-1-0		0-2-0											
6-8-0		1-0-0		1-1-0		NEUTRAL		2-5-0		0-1-0		2-1-0											
4-0-0		0-0-0		0-0-0		CONFERENCE		0-0-0		0-0-0		4-0-0											
2-0-0		0-0-0		0-0-0		HOME		0-0-0		0-0-0		2-0-0											
2-0-0		0-0-0		0-0-0		AWAY		0-0-0		0-0-0		2-0-0											
0-0-0		0-0-0		0-0-0		NEUTRAL		0-0-0		0-0-0		0-0-0											
RPI	S	Opponent		Score		RPI	S	Opponent		Score		RPI	S	Opponent		Score		RPI	S	Opponent		Score	
20	N	Stanford		2	1	33	N	Ohio St.		4	0	53	A	San Jose St.		0	8	113	A	CSUN		1	7
						34	A	Arizona St.		1	21	55	N	Cal St. Fullerton		0	1	114	A	San Diego St.		6	4
						40	A	UNLV		4	10	58	N	Seattle U		0	8	116	H	Utah		5	1
						42	N	Oregon St.		3	4	58	N	Seattle U		3	9	127	H	Utah St.		0	9
												64	N	UC Davis		7	2	128	N	Hawaii		0	9
												64	N	UC Davis		0	9	163	H	Sacramento St.		7	4
												64	N	UC Davis		8	13	163	H	Sacramento St.		7	3
												68	A	Grand Canyon		0	2	190	N	UTEP		5	17
												68	H	Grand Canyon		0	2	192	N	Lehigh		13	5
												74	N	Bradley		10	2	192	N	Lehigh		11	2
																		205	A	San Diego		1	4
																		227	A	Northern Colo.		6	1
																		227	A	Northern Colo.		6	4
																		257	A	Santa Clara		1	4
LAST 10 GAMES																							
						163	H	Sacramento St.		7	3	227	A	Northern Colo.		6	4						
						163	H	Sacramento St.		7	4	127	H	Utah St.		0	9						
						114	A	San Diego St.		6	4	68	H	Grand Canyon		0	2						
						227	A	Northern Colo.		6	1	68	A	Grand Canyon		0	2						
						116	H	Utah		5	1	192	N	Lehigh		13	5						

Non-Div. I Games:

Weber St.

Average RPI Win: 177		WON-LOST RECORD		WINNING PCT. RANK		LAST 10 GAMES		STRENGTH OF SCHEDULE		OPP. STRENGTH OF SCHEDULE		TEAM RPI		ADJ RPI		CONF. RPI		ADJ CONF. RPI	
DIV. I ONLY		18-16-0		.52941 120		4-6-0		137		154		119		.50979 120		9		9	
DIV. I NON-CONF.		13-9-0		.59091 92		0-1-0		139		201		106		.52187 107		9		9	
TOTALS		RPI 1-25		RPI 26-50		W-L RECORDS		RPI 51-100		RPI 101-150		RPI 150+							
18-16-0		0-2-0		0-0-0		OVERALL		5-11-0		1-1-0		12-2-0							
10-5-0		0-0-0		0-0-0		HOME		2-5-0		0-0-0		8-0-0							
5-9-0		0-2-0		0-0-0		AWAY		1-5-0		1-1-0		3-1-0							
3-2-0		0-0-0		0-0-0		NEUTRAL		2-1-0		0-0-0		1-1-0							
13-9-0		0-2-0		0-0-0		NON-CONFERENCE		2-5-0		1-1-0		10-1-0							
8-1-0		0-0-0		0-0-0		HOME		0-1-0		0-0-0		8-0-0							
2-6-0		0-2-0		0-0-		AWAY		0-3-0		1-1-0		1-0-0							
3-2-0		0-0-0		0-0-0		NEUTRAL		2-1-0		0-0-0		1-1-0							
5-7-0		0-0-0		0-0-0		CONFERENCE		3-6-0		0-0-0		2-1-0							
2-4-0		0-0-0		0-0-0		HOME		2-4-0		0-0-0		0-0-0							
3-3-0		0-0-0		0-0-0		AWAY		1-2-0		0-0-0		2-1-0							
0-0-0		0-0-0		0-0-0		NEUTRAL		0-0-0		0-0-0		0-0-0							
RPI	S	Opponent		Score		RPI	S	Opponent		Score		RPI	S	Opponent		Score			
10	A	Alabama		1	3			63	A	North Texas		7	3	101	A	Jacksonville St.		10	4
10	A	Alabama		2	3			63	A	North Texas		3	4	101	A	Jacksonville St.		4	5
								63	A	North Texas		5	7	166	N	Michigan St.		5	2
								67	A	Baylor		1	3	182	H	Tennessee Tech		8	6
								67	A	Baylor		3	4	190	A	UTEP		13	2
								82	N	Sam Houston St.		2	1	190	A	UTEP		6	7
								82	N	Sam Houston St.		2	3	190	A	UTEP		11	3
								85	H	Fla. Atlantic		3	5	203	N	Saint Francis (PA)		0	1
								85	H	Fla. Atlantic		2	0	204	H	Houston Baptist		9	0
								85	H	Fla. Atlantic		1	3	204	H	Houston Baptist		9	1
								88	H	Marshall		3	6	207	H	Central Ark.		12	4
								88	H	Marshall		1	6	250	A	Alabama St.		5	0
								88	H	Marshall		5	0	258	H	Alcorn		7	2
								94	H	South Alabama		0	4	258	H	Alcorn		7	0
								99	N	UT Arlington		5	3	267	H	Jackson St.		9	1
								100	A	Nicholls St.		1	4	296	H	Southern U.		11	0
LAST 10 GAMES																			
								67	A	Baylor		3	4	190	A	UTEP		6	7
								82	N	Sam Houston St.		2	1	85	H	Fla. Atlantic		3	5
								204	H	Houston Baptist		9	0	258	H	Alcorn		7	2
								63	A	North Texas		3	4	101	A	Jacksonville St.		10	4
								88	H	Marshall		3	6	88	H	Marshall		5	0

Non-Div. I Games:

Southern Miss.

Average RPI Win:		181	WON-LOST RECORD		WINNING PCT. RANK	LAST 10 GAMES		STRENGTH OF SCHEDULE		OPP. STRENGTH OF SCHEDULE	TEAM RPI	ADJ RPI	CONF. RPI	ADJ CONF. RPI			
Average RPI Loss:		93															
DIV. I ONLY			19-17-0		.52778	122	4-6-0		146	152	123	.50971	121	6	6		
DIV. I NON-CONF.			18-12-0		.6	88	3-1-0		183	181	116	.51491	113	6	6		
TOTALS		RPI 1-25		RPI 26-50		W-L RECORDS		RPI 51-100		RPI 101-150		RPI 150+					
19-17-0		0-1-0		1-6-0		OVERALL		4-3-0		3-4-0		11-3-0					
7-9-0		0-1-0		0-4-0		HOME		0-0-0		1-3-0		6-1-0					
5-5-0		0-0-0		1-1-0		AWAY		3-2-0		0-1-0		1-1-0					
7-3-0		0-0-0		0-1-0		NEUTRAL		1-1-0		2-0-0		4-1-0					
18-12-0		0-1-0		1-3-0		NON-CONFERENCE		3-1-0		3-4-0		11-3-0					
7-6-0		0-1-0		0-1-0		HOME		0-0-0		1-3-0		6-1-0					
4-3-0		0-0-0		1-0-		AWAY		2-0-0		0-1-0		1-1-0					
7-3-0		0-0-0		0-1-0		NEUTRAL		1-1-0		2-0-0		4-1-0					
1-5-0		0-0-0		0-3-0		CONFERENCE		1-2-0		0-0-0		0-0-0					
0-3-0		0-0-0		0-3-0		HOME		0-0-0		0-0-0		0-0-0					
1-2-0		0-0-0		0-0-0		AWAY		1-2-0		0-0-0		0-0-0					
0-0-0		0-0-0		0-0-0		NEUTRAL		0-0-0		0-0-0		0-0-0					
RPI	S	Opponent		Score		RPI	S	Opponent		Score		RPI	S	Opponent		Score	
18	H	James Madison		1	3	29	N	Notre Dame		0	5	76	A	USC Upstate		3	1
						35	H	UCF		3	5	85	A	Fla. Atlantic		12	5
						35	H	UCF		2	6	87	N	Miami (OH)		1	3
						35	H	UCF		2	7	87	N	Miami (OH)		9	1
						47	H	North Carolina		0	5	93	A	Memphis		1	9
						49	A	Longwood		8	7	93	A	Memphis		5	4
						49	A	Longwood		2	3	93	A	Memphis		0	8
														148 H Massachusetts		0	5
														152 H Winthrop		0	19
														153 N Florida A&M		5	7
														203 H Saint Francis (PA)		7	5
														214 A George Mason		7	2
														214 A George Mason		3	4
														218 H Columbia		6	2
														218 H Columbia		11	0
														219 N Sacred Heart		3	0
														240 N Youngstown St.		11	4
														242 H Wagner		7	6
														242 H Wagner		6	3
														264 H Cleveland St.		9	8
														289 N Cornell		10	0
														289 N Cornell		11	1
						LAST 10 GAMES											
						35	H	UCF		2	7	144	H	Campbell		9	4
						35	H	UCF		3	5	240	N	Youngstown St.		11	4
						49	A	Longwood		2	3	35	H	UCF		2	6
						49	A	Longwood		8	7	47	H	North Carolina		0	5
						144	H	Campbell		2	10	93	A	Memphis		1	9

Non-Div. I Games:

East Carolina

Average RPI Win:	172	WON-LOST RECORD	WINNING PCT. RANK	LAST 10 GAMES	STRENGTH OF SCHEDULE	OPP. STRENGTH OF SCHEDULE	TEAM RPI	ADJ RPI	CONF. RPI	ADJ CONF. RPI			
DIV. I ONLY		15-15-0	.5	132	7-3-0	121	159	120	.5091	122	18	19	
DIV. I NON-CONF.		11-14-0	.44	173	3-2-0	108	144	145	.49612	141	19	19	
<hr/>													
TOTALS	RPI 1-25	RPI 26-50		W-L RECORDS		RPI 51-100		RPI 101-150		RPI 150+			
15-15-0	0-0-0	0-5-0		OVERALL		2-3-0		6-3-0		7-4-0			
7-3-0	0-0-0	0-0-0		HOME		0-0-0		2-2-0		5-1-0			
1-2-0	0-0-0	0-1-0		AWAY		0-1-0		1-0-0		0-0-0			
7-10-0	0-0-0	0-4-0		NEUTRAL		2-2-0		3-1-0		2-3-0			
11-14-0	0-0-0	0-5-0		NON-CONFERENCE		2-3-0		4-2-0		5-4-0			
3-2-0	0-0-0	0-0-0		HOME		0-0-0		0-1-0		3-1-0			
1-2-0	0-0-0	0-0-		AWAY		0-1-0		1-0-0		0-0-0			
7-10-0	0-0-0	0-4-0		NEUTRAL		2-2-0		3-1-0		2-3-0			
4-1-0	0-0-0	0-0-0		CONFERENCE		0-0-0		2-1-0		2-0-0			
4-1-0	0-0-0	0-0-0		HOME		0-0-0		2-1-0		2-0-0			
0-0-0	0-0-0	0-0-0		AWAY		0-0-0		0-0-0		0-0-0			
0-0-0	0-0-0	0-0-0		NEUTRAL		0-0-0		0-0-0		0-0-0			
<hr/>													
RPI	S	Opponent	Score	RPI	S	Opponent	Score	RPI	S	Opponent	Score		
				26	A	South Carolina	1 9	65	N	UNC Greensboro	4 8		
				30	N	South Fla.	2 12	65	N	UNC Greensboro	6 0		
				35	N	UCF	0 6	76	N	USC Upstate	10 8		
				37	N	Georgia	1 10	84	N	South Dakota St.	4 5		
				38	N	Indiana	0 11	85	A	Fla. Atlantic	1 2		
										103	N	Chattanooga	4 11
										123	N	Virginia	4 3
										125	H	Providence	6 10
										125	H	Providence	5 1
										125	H	Providence	6 5
										129	H	Stony Brook	6 25
										137	A	Boston College	6 3
										144	N	Campbell	4 3
										146	N	Ga. Southern	7 3
										151	H	Hofstra	3 9
										164	N	Western Mich.	5 4
										180	N	Central Mich.	2 3
										187	N	Toledo	8 9
										198	N	Bethune-Cookman	6 3
										235	H	Georgetown	10 2
										235	H	Georgetown	12 4
										238	N	Penn	2 4
										242	H	Wagner	13 9
										279	H	Holy Cross	8 0
										279	H	Holy Cross	7 1
				LAST 10 GAMES									
				137	A	Boston College	6 3	125	H	Providence	6 10		
				235	H	Georgetown	10 2	125	H	Providence	5 1		
				125	H	Providence	6 5	279	H	Holy Cross	8 0		
				235	H	Georgetown	12 4	279	H	Holy Cross	7 1		
				129	H	Stony Brook	6 25	242	H	Wagner	13 9		

Non-Div. I Games:

St. John's (NY)

Average RPI Win: 176		WON-LOST	WINNING	LAST 10	STRENGTH OF		OPP. STRENGTH	TEAM	ADJ	CONF.	ADJ CONF.
Average RPI Loss: 74		RECORD	PCT. RANK	GAMES	SCHEDULE		OF SCHEDULE	RPI	RPI	RPI	RPI
DIV. I ONLY		16-17-0	.48485	149	3-7-0		142	46	122	.50795	123
DIV. I NON-CONF.		11-10-0	.52381	130	1-1-0		167	105	131	.50416	130
TOTALS		RPI 1-25	RPI 26-50		W-L RECORDS		RPI 51-100		RPI 101-150		RPI 150+
16-17-0		0-5-0	0-2-0		OVERALL		4-3-0		1-4-0		11-3-0
7-6-0		0-3-0	0-0-0		HOME		0-0-0		1-3-0		6-0-0
5-6-0		0-2-0	0-0-0		AWAY		3-3-0		0-0-0		2-1-0
4-5-0		0-0-0	0-2-0		NEUTRAL		1-0-0		0-1-0		3-2-0
11-10-0		0-2-0	0-2-0		NON-CONFERENCE		3-1-0		0-2-0		8-3-0
3-1-0		0-0-0	0-0-0		HOME		0-0-0		0-1-0		3-0-0
4-4-0		0-2-0	0-0-		AWAY		2-1-0		0-0-0		2-1-0
4-5-0		0-0-0	0-2-0		NEUTRAL		1-0-0		0-1-0		3-2-0
5-7-0		0-3-0	0-0-0		CONFERENCE		1-2-0		1-2-0		3-0-0
4-5-0		0-3-0	0-0-0		HOME		0-0-0		1-2-0		3-0-0
1-2-0		0-0-0	0-0-0		AWAY		1-2-0		0-0-0		0-0-0
0-0-0		0-0-0	0-0-0		NEUTRAL		0-0-0		0-0-0		0-0-0
RPI S	Opponent	Score	RPI S	Opponent	Score	RPI S	Opponent	Score	RPI S	Opponent	Score
1 H	Florida St.	0 11	37 N	Georgia	7 15	59 A	Georgia Tech	0 13	102 H	Duke	0 8
1 H	Florida St.	2 8	38 N	Indiana	1 9	59 A	Georgia Tech	7 1	102 H	Duke	2 1
1 H	Florida St.	3 16				59 A	Georgia Tech	3 6	102 H	Duke	2 7
11 A	Tennessee	2 6				73 A	Maryland	7 1	112 H	Rutgers	0 4
11 A	Tennessee	1 11				74 N	Bradley	3 2	122 N	St. John's (NY)	3 4
						75 A	Elon	7 3	156 A	Radford	4 6
						85 A	Fla. Atlantic	0 1	158 A	Furman	10 1
									161 N	Kansas	2 5
									188 A	Charlotte	6 0
									189 H	Pittsburgh	5 4
									189 H	Pittsburgh	7 6
									189 H	Pittsburgh	7 4
									198 N	Bethune-Cookman	4 5
									228 N	Hampton	2 0
									249 H	Norfolk St.	10 2
									259 H	Buffalo	11 4
									259 H	Buffalo	11 3
									260 N	Northern Ky.	4 2
									260 N	Northern Ky.	11 1
			LAST 10 GAMES								
			189 H	Pittsburgh	7 4	1 H	Florida St.	2 8			
			259 H	Buffalo	11 4	1 H	Florida St.	0 11			
			259 H	Buffalo	11 3	102 H	Duke	0 8			
			11 A	Tennessee	2 6	102 H	Duke	2 1			
			1 H	Florida St.	3 16	102 H	Duke	2 7			

Non-Div. I Games:

Virginia

Average RPI Win:	172	WON-LOST RECORD	WINNING PCT. RANK	LAST 10 GAMES	STRENGTH OF SCHEDULE	OPP. STRENGTH OF SCHEDULE	TEAM RPI	ADJ RPI	CONF. RPI	ADJ CONF. RPI	
DIV. I ONLY		12-17-0	.41379 194	2-8-0	42	232	127	.50739 124	13	13	
DIV. I NON-CONF.		11-12-0	.47826 152	1-3-0	59	258	125	.50857 123	13	13	
<hr/>											
TOTALS	RPI 1-25	RPI 26-50		W-L RECORDS		RPI 51-100		RPI 101-150		RPI 150+	
12-17-0	0-3-0	0-0-0		OVERALL		3-5-0		3-4-0		6-5-0	
3-4-0	0-3-0	0-0-0		HOME		0-0-0		0-0-0		3-1-0	
2-8-0	0-0-0	0-0-0		AWAY		1-2-0		1-3-0		0-3-0	
7-5-0	0-0-0	0-0-0		NEUTRAL		2-3-0		2-1-0		3-1-0	
11-12-0	0-0-0	0-0-0		NON-CONFERENCE		3-5-0		2-2-0		6-5-0	
3-1-0	0-0-0	0-0-0		HOME		0-0-0		0-0-0		3-1-0	
1-6-0	0-0-0	0-0-		AWAY		1-2-0		0-1-0		0-3-0	
7-5-0	0-0-0	0-0-0		NEUTRAL		2-3-0		2-1-0		3-1-0	
1-5-0	0-3-0	0-0-0		CONFERENCE		0-0-0		1-2-0		0-0-0	
0-3-0	0-3-0	0-0-0		HOME		0-0-0		0-0-0		0-0-0	
1-2-0	0-0-0	0-0-0		AWAY		0-0-0		1-2-0		0-0-0	
0-0-0	0-0-0	0-0-0		NEUTRAL		0-0-0		0-0-0		0-0-0	
<hr/>											
RPI S	Opponent	Score	RPI S	Opponent	Score	RPI S	Opponent	Score	RPI S	Opponent	Score
18 H	James Madison	1 5				54 N	North Dakota St.	0 1	107 A	Coastal Caro.	3 5
18 H	James Madison	0 6				65 A	UNC Greensboro	9 10	121 N	East Carolina	5 14
18 H	James Madison	0 4				65 A	UNC Greensboro	4 2	125 N	Providence	6 5
						71 N	Eastern Ky.	0 5	138 N	LIU Brooklyn	8 3
						76 A	USC Upstate	4 6	145 A	UNCW	8 1
						87 N	Miami (OH)	8 3	145 A	UNCW	1 4
						88 N	Marshall	3 2	145 A	UNCW	3 5
						90 N	Wichita St.	4 5	157 H	George Washington	6 1
									157 H	George Washington	3 10
									202 A	Princeton	0 8
									214 A	George Mason	3 9
									214 A	George Mason	0 1
									219 N	Sacred Heart	2 5
									232 H	UMBC	3 0
									232 H	UMBC	8 5
									240 N	Youngstown St.	8 0
									266 N	Presbyterian	9 1
									293 N	Saint Peter's	10 2
<hr/>											
LAST 10 GAMES											
	18 H James Madison	0 6		232 H UMBC	8 5						
	214 A George Mason	0 1		145 A UNCW	1 4						
	214 A George Mason	3 9		18 H James Madison	0 4						
	157 H George Washington	3 10		18 H James Madison	1 5						
	157 H George Washington	6 1		145 A UNCW	8 1						

Non-Div. I Games:

Towson

Average RPI Win:	175	WON-LOST RECORD	WINNING PCT. RANK	LAST 10 GAMES	STRENGTH OF SCHEDULE	OPP. STRENGTH OF SCHEDULE	TEAM RPI	ADJ RPI	CONF. RPI	ADJ CONF. RPI			
DIV. I ONLY		20-12-0	.625	72	8-2-0	219	160	128	.50708	125	18	19	
DIV. I NON-CONF.		16-10-0	.61538	85	4-0-0	246	160	138	.5002	135	19	19	
<hr/>													
TOTALS	RPI 1-25	RPI 26-50		W-L RECORDS		RPI 51-100		RPI 101-150		RPI 150+			
20-12-0	0-0-0	0-0-0		OVERALL		2-1-0		4-6-0		14-5-0			
6-0-0	0-0-0	0-0-0		HOME		0-0-0		0-0-0		6-0-0			
3-3-0	0-0-0	0-0-0		AWAY		0-0-0		3-2-0		0-1-0			
11-9-0	0-0-0	0-0-0		NEUTRAL		2-1-0		1-4-0		8-4-0			
16-10-0	0-0-0	0-0-0		NON-CONFERENCE		2-1-0		3-4-0		11-5-0			
3-0-0	0-0-0	0-0-0		HOME		0-0-0		0-0-0		3-0-0			
2-1-0	0-0-0	0-0-		AWAY		0-0-0		2-0-0		0-1-0			
11-9-0	0-0-0	0-0-0		NEUTRAL		2-1-0		1-4-0		8-4-0			
4-2-0	0-0-0	0-0-0		CONFERENCE		0-0-0		1-2-0		3-0-0			
3-0-0	0-0-0	0-0-0		HOME		0-0-0		0-0-0		3-0-0			
1-2-0	0-0-0	0-0-0		AWAY		0-0-0		1-2-0		0-0-0			
0-0-0	0-0-0	0-0-0		NEUTRAL		0-0-0		0-0-0		0-0-0			
RPI	S	Opponent	Score	RPI	S	Opponent	Score	RPI	S	Opponent	Score		
				59 N Georgia Tech				4	3	122 A St. John's (NY)		10	6
				59 N Georgia Tech				4	3	122 A St. John's (NY)		1	5
				84 N South Dakota St.				1	4	122 A St. John's (NY)		5	6
										124 N Towson		5	6
										132 A Saint Joseph's		3	2
										132 N Saint Joseph's		1	5
										134 N UMass Lowell		5	3
										134 N UMass Lowell		4	7
										137 A Boston College		1	0
										148 N Massachusetts		1	3
										153 N Florida A&M		8	0
										158 N Furman		5	4
										161 N Kansas		1	2
										175 N Colgate		3	1
										175 N Colgate		0	1
										180 N Central Mich.		5	0
										185 N Stetson		2	7
										194 A Jacksonville		0	6
										195 H Creighton		4	3
										195 H Creighton		5	3
						195 H Creighton		4	3				
						198 N Bethune-Cookman		6	1				
						203 N Saint Francis (PA)		2	1				
						216 H Rhode Island		4	3				
						218 N Columbia		3	7				
						219 H Sacred Heart		12	1				
						247 H Bryant		3	1				
						212 A St. John's (NY)		10	6				
						122 A St. John's (NY)		1	5				
						137 A Boston College		1	0				
						216 H Rhode Island		4	3				
						218 N Columbia		3	7				
						219 H Sacred Heart		12	1				
						247 H Bryant		3	1				

Non-Div. I Games:

Providence

RPI	S	Opponent	Score	
251	N	Army West Point	4	3
277	N	Lafayette	7	1

Providence

P
r
o
v
i
d
e
n
c
e

P
r
o
v
i
d
e
n
c
e

UAB

Average RPI Win:	180	WON-LOST	WINNING	LAST 10	STRENGTH OF	OPP. STRENGTH	TEAM	ADJ	CONF.	ADJ CONF.		
Average RPI Loss:	64	RECORD	PCT. RANK	GAMES	SCHEDULE	OF SCHEDULE	RPI	RPI	RPI	RPI		
DIV. I ONLY		14-20-0	.41176	198	5-5-0	63	90	125	.50626	126	9	9
DIV. I NON-CONF.		10-12-0	.45455	162	1-0-0	24	133	84	.53449	88	9	9
<hr/>												
TOTALS	RPI 1-25	RPI 26-50		W-L RECORDS		RPI 51-100		RPI 101-150		RPI 150+		
14-20-0	0-4-0	0-8-0		OVERALL		2-2-0		3-5-0		9-1-0		
8-7-0	0-1-0	0-3-0		HOME		0-0-0		3-2-0		5-1-0		
2-8-0	0-2-0	0-2-0		AWAY		2-1-0		0-3-0		0-0-0		
4-5-0	0-1-0	0-3-0		NEUTRAL		0-1-0		0-0-0		4-0-0		
10-12-0	0-4-0	0-5-0		NON-CONFERENCE		0-1-0		3-2-0		7-0-0		
6-3-0	0-1-0	0-0-0		HOME		0-0-0		3-2-0		3-0-0		
0-4-0	0-2-0	0-0-		AWAY		0-0-0		0-0-0		0-0-0		
4-5-0	0-1-0	0-3-0		NEUTRAL		0-1-0		0-0-0		4-0-0		
4-8-0	0-0-0	0-3-0		CONFERENCE		2-1-0		0-3-0		2-1-0		
2-4-0	0-0-0	0-3-0		HOME		0-0-0		0-0-0		2-1-0		
2-4-0	0-0-0	0-0-0		AWAY		2-1-0		0-3-0		0-0-0		
0-0-0	0-0-0	0-0-0		NEUTRAL		0-0-0		0-0-0		0-0-0		
RPI	S	Opponent	Score	RPI	S	Opponent	Score	RPI	S	Opponent	Score	
10	H	Alabama	0 8	28	N	Virginia Tech	1 4	85	A	Fla. Atlantic	5 1	
15	A	Auburn	0 9	28	N	Virginia Tech	6 8	85	A	Fla. Atlantic	3 7	
15	A	Auburn	3 11	29	N	Notre Dame	0 6	85	A	Fla. Atlantic	5 3	
16	N	Texas Tech	2 7	37	A	Georgia	1 5	92	N	Iowa	1 3	
				37	A	Georgia	2 10					
				46	H	Louisiana Tech	4 7					
				46	H	Louisiana Tech	4 8					
				46	H	Louisiana Tech	2 6					

Non-Div. I Games:

UAB

Average RPI Win: 156		WON-LOST RECORD		WINNING PCT. RANK		LAST 10 GAMES		STRENGTH OF SCHEDULE		OPP. STRENGTH OF SCHEDULE		TEAM RPI		ADJ RPI		CONF. RPI		ADJ CONF. RPI	
DIV. I ONLY		11-17-0		.39286 208		3-7-0		52		104		126		.50612 127		7		7	
DIV. I NON-CONF.		9-11-0		.45 169		1-1-0		176		59		162		.48548 160		7		7	
TOTALS		RPI 1-25		RPI 26-50		W-L RECORDS		RPI 51-100		RPI 101-150		RPI 150+							
11-17-0		0-2-0		1-6-0		OVERALL		1-3-0		3-3-0		6-3-0							
1-1-0		0-0-0		1-1-0		HOME		0-0-0		0-0-0		0-0-0							
4-8-0		0-0-0		0-4-0		AWAY		0-1-0		2-2-0		2-1-0							
6-8-0		0-2-0		0-1-0		NEUTRAL		1-2-0		1-1-0		4-2-0							
9-11-0		0-2-0		0-2-0		NON-CONFERENCE		1-3-0		2-1-0		6-3-0							
0-0-0		0-0-0		0-0-0		HOME		0-0-0		0-0-0		0-0-0							
3-3-0		0-0-0		0-0-		AWAY		0-1-0		1-0-0		2-1-0							
6-8-0		0-2-0		0-1-0		NEUTRAL		1-2-0		1-1-0		4-2-0							
2-6-0		0-0-0		1-4-0		CONFERENCE		0-0-0		1-2-0		0-0-0							
1-1-0		0-0-0		1-1-0		HOME		0-0-0		0-0-0		0-0-0							
1-5-0		0-0-0		0-3-0		AWAY		0-0-0		1-2-0		0-0-0							
0-0-0		0-0-0		0-0-0		NEUTRAL		0-0-0		0-0-0		0-0-0							
RPI	S	Opponent		Score		RPI	S	Opponent		Score		RPI	S	Opponent		Score			
9	N	Florida		1	13	31	A	Colorado St.		10	11	55	A	Cal St. Fullerton		2	3		
14	N	Northwestern		0	12	31	A	Colorado St.		3	6	60	N	Iowa St.		0	9		
						31	A	Colorado St.		4	8	60	N	Iowa St.		10	1		
						34	A	Arizona St.		2	10	69	N	Loyola Marymount		2	3		
						40	H	UNLV		4	3								
						40	H	UNLV		0	12								
						44	N	Louisville		5	7								
						LAST 10 GAMES													
						40	H	UNLV		0	12	119	A	Weber St.		9	0		
						40	H	UNLV		4	3	136	A	Nevada		2	11		
						31	A	Colorado St.		4	8	136	A	Nevada		4	6		
						31	A	Colorado St.		3	6	136	A	Nevada		5	4		
						31	A	Colorado St.		10	11	60	N	Iowa St.		0	9		

Non-Div. I Games:

Utah St.

Average RPI Win:	194	WON-LOST RECORD	WINNING PCT. RANK	LAST 10 GAMES	STRENGTH OF SCHEDULE	OPP. STRENGTH OF SCHEDULE	TEAM RPI	ADJ RPI	CONF. RPI	ADJ CONF. RPI				
DIV. I ONLY		21-10-0	.67742	49	6-4-0	265	64	131	.50499	128	12	12		
DIV. I NON-CONF.		19-9-0	.67857	60	4-3-0	282	82	134	.50112	133	12	12		
<hr/>														
TOTALS	RPI 1-25	RPI 26-50		W-L RECORDS		RPI 51-100		RPI 101-150		RPI 150+				
21-10-0	0-3-0	0-0-0		OVERALL		4-4-0		3-2-0		14-1-0				
18-9-0	0-3-0	0-0-0		HOME		4-3-0		2-2-0		12-1-0				
0-0-0	0-0-0	0-0-0		AWAY		0-0-0		0-0-0		0-0-0				
3-1-0	0-0-0	0-0-0		NEUTRAL		0-1-0		1-0-0		2-0-0				
<hr/>														
19-9-0	0-3-0	0-0-0		NON-CONFERENCE		2-3-0		3-2-0		14-1-0				
16-8-0	0-3-0	0-0-0		HOME		2-2-0		2-2-0		12-1-0				
0-0-0	0-0-0	0-0-		AWAY		0-0-0		0-0-0		0-0-0				
3-1-0	0-0-0	0-0-0		NEUTRAL		0-1-0		1-0-0		2-0-0				
<hr/>														
2-1-0	0-0-0	0-0-0		CONFERENCE		2-1-0		0-0-0		0-0-0				
2-1-0	0-0-0	0-0-0		HOME		2-1-0		0-0-0		0-0-0				
0-0-0	0-0-0	0-0-0		AWAY		0-0-0		0-0-0		0-0-0				
0-0-0	0-0-0	0-0-0		NEUTRAL		0-0-0		0-0-0		0-0-0				
<hr/>														
RPI	S	Opponent	Score		RPI	S	Opponent	Score		RPI	S	Opponent	Score	
3	H	UCLA	0	7						116	H	Utah	2	3
10	H	Alabama	2	6						119	N	Weber St.	9	0
10	H	Alabama	0	9						139	H	New Mexico	2	1
										139	H	New Mexico	2	3
										139	H	New Mexico	3	2
										155	H	SIUE	5	8
										155	H	SIUE	5	3
										155	H	SIUE	5	0
										190	N	UTEP	12	2
										208	N	Fordham	16	12
										222	H	Georgia St.	8	0
										233	H	Saint Mary's (CA)	8	0
										268	H	Canisius	7	2
										268	H	Canisius	9	6
										268	H	Canisius	4	1
										276	H	Niagara	3	0
										276	H	Niagara	3	0
										276	H	Niagara	1	0
										276	H	Niagara	3	1
										291	H	St. Bonaventure	11	2
<hr/>														
LAST 10 GAMES														
268	H	Canisius	9	6	10	H	Alabama	2	6					
139	H	New Mexico	2	3	276	H	Niagara	3	1					
77	H	Long Beach St.	11	3	155	H	SIUE	5	0					
77	H	Long Beach St.	2	5	10	H	Alabama	0	9					
77	H	Long Beach St.	4	1	276	H	Niagara	1	0					

Non-Div. I Games:

Hawaii

Average RPI Win:	206	WON-LOST	WINNING	LAST 10	STRENGTH OF	OPP. STRENGTH	TEAM	ADJ	CONF.	ADJ CONF.			
Average RPI Loss:	154	RECORD	PCT. RANK	GAMES	SCHEDULE	OF SCHEDULE	RPI	RPI	RPI	RPI			
DIV. I ONLY		14-9-0	.6087	84	8-2-0	187	232	121	.5049	129	23	23	
DIV. I NON-CONF.		12-8-0	.6	88	6-1-0	195	229	128	.5022	131	24	24	
<hr/>													
TOTALS	RPI 1-25	RPI 26-50		W-L RECORDS		RPI 51-100		RPI 101-150		RPI 150+			
14-9-0	0-0-0	0-1-0		OVERALL		0-2-0		1-1-0		13-5-0			
5-0-0	0-0-0	0-0-0		HOME		0-0-0		0-0-0		5-0-0			
6-5-0	0-0-0	0-1-0		AWAY		0-1-0		1-1-0		5-2-0			
3-4-0	0-0-0	0-0-0		NEUTRAL		0-1-0		0-0-0		3-3-0			
12-8-0	0-0-0	0-1-0		NON-CONFERENCE		0-2-0		1-1-0		11-4-0			
5-0-0	0-0-0	0-0-0		HOME		0-0-0		0-0-0		5-0-0			
4-4-0	0-0-0	0-0-		AWAY		0-1-0		1-1-0		3-1-0			
3-4-0	0-0-0	0-0-0		NEUTRAL		0-1-0		0-0-0		3-3-0			
2-1-0	0-0-0	0-0-0		CONFERENCE		0-0-0		0-0-0		2-1-0			
0-0-0	0-0-0	0-0-0		HOME		0-0-0		0-0-0		0-0-0			
2-1-0	0-0-0	0-0-0		AWAY		0-0-0		0-0-0		2-1-0			
0-0-0	0-0-0	0-0-0		NEUTRAL		0-0-0		0-0-0		0-0-0			
<hr/>													
RPI	S	Opponent	Score	RPI	S	Opponent	Score	RPI	S	Opponent	Score		
				31	A	Colorado St.	1 9	54	N	North Dakota St.	0 7		
								85	A	Fla. Atlantic	3 7		
										117	A	FIU	0 3
										122	A	St. John's (NY)	25 6
										153	N	Florida A&M	11 1
										157	A	George Washington	6 5
										157	A	George Washington	6 5
										176	N	Idaho St.	8 10
										208	H	Fordham	4 1
										211	H	Fairfield	5 2
										211	H	Fairfield	6 1
										219	A	Sacred Heart	8 3
										219	A	Sacred Heart	5 7
										230	A	Hartford	9 0
										230	A	Hartford	9 0
										230	A	Hartford	1 4
										235	N	Georgetown	8 1
										235	N	Georgetown	3 4
										236	N	Yale	2 8
										247	H	Bryant	6 0
										247	H	Bryant	8 2
										261	N	Oakland	5 3
				LAST 10 GAMES									
				230	A	Hartford	9 0	219	A	Sacred Heart	8 3		
				219	A	Sacred Heart	5 7	247	H	Bryant	6 0		
				230	A	Hartford	9 0	211	H	Fairfield	6 1		
				230	A	Hartford	1 4	247	H	Bryant	8 2		
				122	A	St. John's (NY)	25 6	211	H	Fairfield	5 2		

Non-Div. I Games:

Stony Brook

Average RPI Win: 145		WON-LOST	WINNING	LAST 10	STRENGTH OF		OPP. STRENGTH	TEAM	ADJ	CONF.	ADJ CONF.
Average RPI Loss: 87		RECORD	PCT. RANK	GAMES	SCHEDULE		OF SCHEDULE	RPI	RPI	RPI	RPI
DIV. I ONLY		15-23-0	.39474	204	68		62	133	.50489	130	14
DIV. I NON-CONF.		11-21-0	.34375	224	52		66	142	.49694	139	14
TOTALS		RPI 1-25	RPI 26-50		W-L RECORDS		RPI 51-100		RPI 101-150		RPI 150+
15-23-0		0-6-0	1-2-0		OVERALL		5-4-0		1-8-0		8-3-0
8-7-0		0-0-0	0-0-0		HOME		1-2-0		0-2-0		7-3-0
4-10-0		0-4-0	1-0-0		AWAY		2-1-0		1-5-0		0-0-0
3-6-0		0-2-0	0-2-0		NEUTRAL		2-1-0		0-1-0		1-0-0
11-21-0		0-6-0	1-2-0		NON-CONFERENCE		3-3-0		1-8-0		6-2-0
6-6-0		0-0-0	0-0-0		HOME		1-2-0		0-2-0		5-2-0
2-9-0		0-4-0	1-0-		AWAY		0-0-0		1-5-0		0-0-0
3-6-0		0-2-0	0-2-0		NEUTRAL		2-1-0		0-1-0		1-0-0
4-2-0		0-0-0	0-0-0		CONFERENCE		2-1-0		0-0-0		2-1-0
2-1-0		0-0-0	0-0-0		HOME		0-0-0		0-0-0		2-1-0
2-1-0		0-0-0	0-0-0		AWAY		2-1-0		0-0-0		0-0-0
0-0-0		0-0-0	0-0-0		NEUTRAL		0-0-0		0-0-0		0-0-0
RPI S	Opponent	Score	RPI S	Opponent	Score	RPI S	Opponent	Score	RPI S	Opponent	Score
1 A	Florida St.	1 13	48 A	Troy	5 3	52 H	Western Ky.	1 8	101 A	Jacksonville St.	2 3
1 A	Florida St.	0 13	50 N	Lipscomb	0 7	65 A	UNC Greensboro	7 4	104 H	North Ala.	3 7
12 A	Ole Miss	3 6	50 N	Lipscomb	0 8	65 A	UNC Greensboro	0 9	104 H	North Ala.	1 5
12 A	Ole Miss	2 15				65 A	UNC Greensboro	5 2	105 A	McNeese	0 8
13 N	Oklahoma St.	0 8				75 N	Elon	4 0	105 A	McNeese	4 2
23 N	Arkansas	1 6				75 N	Elon	2 8	126 A	UAB	1 6
						97 N	UNI	6 5	140 A	Murray St.	1 4
						98 H	DePaul	2 5	140 A	Murray St.	1 5
						98 H	DePaul	6 0	144 N	Campbell	0 5
									158 H	Furman	9 4
									158 H	Furman	4 6
									158 H	Furman	7 2
									182 H	Tennessee Tech	12 8
									182 H	Tennessee Tech	11 3
									201 H	Eastern Ill.	7 4
									204 H	Houston Baptist	2 6
									222 H	Georgia St.	5 1
									234 H	Evansville	3 4
									245 N	Purdue Fort Wayne	5 2
									267 H	Jackson St.	6 5
			LAST 10 GAMES								
			245 N	Purdue Fort Wayne	5 2	104 H	North Ala.	3 7			
			52 H	Western Ky.	1 8	158 H	Furman	4 6			
			182 H	Tennessee Tech	11 3	158 H	Furman	7 2			
			158 H	Furman	9 4	65 A	UNC Greensboro	7 4			
			65 A	UNC Greensboro	5 2	65 A	UNC Greensboro	0 9			

Non-Div. I Games:

Samford

Average RPI Win:		185	WON-LOST RECORD		WINNING PCT. RANK	LAST 10 GAMES		STRENGTH OF SCHEDULE		OPP. STRENGTH OF SCHEDULE	TEAM RPI	ADJ RPI	CONF. RPI	ADJ CONF. RPI			
Average RPI Loss:		99															
DIV. I ONLY			19-13-0		.59375	89	9-1-0		222		101	136	.50461	131	12	12	
DIV. I NON-CONF.			17-12-0		.58621	96	7-0-0		192		124	119	.51379	114	12	12	
TOTALS		RPI 1-25		RPI 26-50		W-L RECORDS		RPI 51-100		RPI 101-150		RPI 150+					
19-13-0		0-3-0		2-1-0		OVERALL		2-4-0		1-0-0		14-5-0					
15-4-0		0-0-0		2-0-0		HOME		1-1-0		0-0-0		12-3-0					
2-2-0		0-1-0		0-0-0		AWAY		0-0-0		1-0-0		1-1-0					
2-7-0		0-2-0		0-1-0		NEUTRAL		1-3-0		0-0-0		1-1-0					
17-12-0		0-3-0		2-1-0		NON-CONFERENCE		2-4-0		1-0-0		12-4-0					
13-3-0		0-0-0		2-0-0		HOME		1-1-0		0-0-0		10-2-0					
2-2-0		0-1-0		0-0-		AWAY		0-0-0		1-0-0		1-1-0					
2-7-0		0-2-0		0-1-0		NEUTRAL		1-3-0		0-0-0		1-1-0					
2-1-0		0-0-0		0-0-0		CONFERENCE		0-0-0		0-0-0		2-1-0					
2-1-0		0-0-0		0-0-0		HOME		0-0-0		0-0-0		2-1-0					
0-0-0		0-0-0		0-0-0		AWAY		0-0-0		0-0-0		0-0-0					
0-0-0		0-0-0		0-0-0		NEUTRAL		0-0-0		0-0-0		0-0-0					
RPI	S	Opponent		Score		RPI	S	Opponent		Score		RPI	S	Opponent		Score	
3	A	UCLA		3	17	40	N	UNLV		1	6	56	N	Fresno St.		0	12
12	N	Ole Miss		3	11	45	H	Houston		4	3	69	N	Loyola Marymount		0	2
25	N	Boise St.		2	7	45	H	Houston		1	0	73	H	Maryland		7	2
												73	H	Maryland		3	8
												88	N	Marshall		2	5
												88	N	Marshall		5	4
												173	H	Cal Poly		1	4
												173	H	Cal Poly		3	1
												173	H	Cal Poly		3	2
												176	H	Idaho St.		5	2
												186	N	Portland St.		9	8
												186	N	Portland St.		5	6
												190	H	UTEP		4	0
												190	H	UTEP		7	8
												205	A	San Diego		3	6
												205	A	San Diego		6	2
												205	H	San Diego		3	2
												254	H	Omaha		9	6
												254	H	Omaha		8	0
												257	H	Santa Clara		4	2
												257	H	Santa Clara		8	2
												257	H	Santa Clara		4	2
												281	H	Southern Utah		4	2
												281	H	Southern Utah		11	2
						LAST 10 GAMES											
						173 H Cal Poly		3 2		257 H Santa Clara		4 2					
						257 H Santa Clara		8 2		281 H Southern Utah		4 2					
						173 H Cal Poly		3 1		176 H Idaho St.		5 2					
						173 H Cal Poly		1 4		281 H Southern Utah		11 2					
						257 H Santa Clara		4 2		114 A San Diego St.		6 0					

Non-Div. I Games:

UC Riverside

Average RPI Win:	200	WON-LOST RECORD	WINNING PCT. RANK	LAST 10 GAMES	STRENGTH OF SCHEDULE	OPP. STRENGTH OF SCHEDULE	TEAM RPI	ADJ RPI	CONF. RPI	ADJ CONF. RPI						
DIV. I ONLY		14-14-0	.5	132	5-5-0	117	215	129	.50397	132	26	26				
DIV. I NON-CONF.		10-12-0	.45455	162	1-3-0	146	184	157	.4883	156	26	26				
<hr/>																
TOTALS	RPI 1-25	RPI 26-50		W-L RECORDS		RPI 51-100		RPI 101-150		RPI 150+						
14-14-0	0-1-0	0-3-0		OVERALL		1-1-0		1-3-0		12-6-0						
5-4-0	0-0-0	0-0-0		HOME		0-0-0		0-1-0		5-3-0						
2-2-0	0-1-0	0-0-0		AWAY		0-0-0		0-0-0		2-1-0						
7-8-0	0-0-0	0-3-0		NEUTRAL		1-1-0		1-2-0		5-2-0						
10-12-0	0-1-0	0-3-0		NON-CONFERENCE		1-1-0		1-3-0		8-4-0						
1-2-0	0-0-0	0-0-0		HOME		0-0-0		0-1-0		1-1-0						
2-2-0	0-1-0	0-0-		AWAY		0-0-0		0-0-0		2-1-0						
7-8-0	0-0-0	0-3-0		NEUTRAL		1-1-0		1-2-0		5-2-0						
4-2-0	0-0-0	0-0-0		CONFERENCE		0-0-0		0-0-0		4-2-0						
4-2-0	0-0-0	0-0-0		HOME		0-0-0		0-0-0		4-2-0						
0-0-0	0-0-0	0-0-0		AWAY		0-0-0		0-0-0		0-0-0						
0-0-0	0-0-0	0-0-0		NEUTRAL		0-0-0		0-0-0		0-0-0						
<hr/>																
RPI	S	Opponent	Score		RPI	S	Opponent	Score		RPI	S	Opponent	Score			
18	A	James Madison	2	14	35	N	UCF	0	3	81	N	Purdue	4	8		
					38	N	Indiana	1	2	92	N	Iowa	4	1		
					48	N	Troy	4	7							
												112	N	Rutgers	5	6
												112	N	Rutgers	4	8
												125	H	Providence	2	3
												125	N	Providence	5	1
												154	N	Penn St.	0	6
												157	H	George Washington	7	4
												157	H	George Washington	5	7
												157	H	George Washington	2	5
												160	H	Villanova	2	3
												177	N	Harvard	5	6
												185	N	Stetson	6	2
												187	N	Toledo	8	5
												198	N	Bethune-Cookman	3	1
												200	A	Delaware	1	6
												200	A	Delaware	3	1
												206	N	Binghamton	7	3
												216	H	Rhode Island	15	0
												216	H	Rhode Island	2	1
												216	H	Rhode Island	10	1
												235	A	Georgetown	5	0
												280	H	Morgan St.	13	4
												282	N	Brown	7	5
					LAST 10 GAMES											
					112	N	Rutgers	5	6	200	A	Delaware	3	1		
					216	H	Rhode Island	2	1	157	H	George Washington	7	4		
					81	N	Purdue	4	8	157	H	George Washington	2	5		
					157	H	George Washington	5	7	200	A	Delaware	1	6		
					216	H	Rhode Island	10	1	216	H	Rhode Island	15	0		

Non-Div. I Games:

Saint Joseph's

Average RPI Win:	216	WON-LOST RECORD	WINNING PCT. RANK	LAST 10 GAMES	STRENGTH OF SCHEDULE	OPP. STRENGTH OF SCHEDULE	TEAM RPI	ADJ RPI	CONF. RPI	ADJ CONF. RPI		
DIV. I ONLY		19-14-0	.57576	96	4-6-0	166	242	130	.50394	133	15	16
DIV. I NON-CONF.		17-8-0	.68	58	2-0-0	233	243	115	.51233	116	16	16
<hr/>												
TOTALS	RPI 1-25	RPI 26-50		W-L RECORDS		RPI 51-100		RPI 101-150		RPI 150+		
19-14-0	0-0-0	0-2-0		OVERALL		1-2-0		2-7-0		16-3-0		
9-3-0	0-0-0	0-0-0		HOME		1-1-0		0-0-0		8-2-0		
1-7-0	0-0-0	0-2-0		AWAY		0-0-0		1-5-0		0-0-0		
9-4-0	0-0-0	0-0-0		NEUTRAL		0-1-0		1-2-0		8-1-0		
17-8-0	0-0-0	0-2-0		NON-CONFERENCE		0-1-0		2-3-0		15-2-0		
7-1-0	0-0-0	0-0-0		HOME		0-0-0		0-0-0		7-1-0		
1-3-0	0-0-0	0-0-		AWAY		0-0-0		1-1-0		0-0-0		
9-4-0	0-0-0	0-0-0		NEUTRAL		0-1-0		1-2-0		8-1-0		
2-6-0	0-0-0	0-0-0		CONFERENCE		1-1-0		0-4-0		1-1-0		
2-2-0	0-0-0	0-0-0		HOME		1-1-0		0-0-0		1-1-0		
0-4-0	0-0-0	0-0-0		AWAY		0-0-0		0-4-0		0-0-0		
0-0-0	0-0-0	0-0-0		NEUTRAL		0-0-0		0-0-0		0-0-0		
RPI	S	Opponent	Score	RPI	S	Opponent	Score	RPI	S	Opponent	Score	
				37	A	Georgia	0 3	70	H	Southeast Mo. St.	2 3	
				37	A	Georgia	1 8	70	H	Southeast Mo. St.	7 0	
								98	N	DePaul	1 2	
										106	A UIC	5 0
										106	N UIC	0 1
										109	N Ball St.	5 0
										115	A Austin Peay	3 6
										115	A Austin Peay	1 9
										118	A Middle Tenn.	3 4
										140	A Murray St.	0 1
										140	A Murray St.	0 3
										148	N Massachusetts	0 7
										168	H UT Martin	1 4
										168	H UT Martin	7 0
										172	N Monmouth	2 4
										181	H Dayton	2 3
										193	N Indiana St.	7 2
										200	N Delaware	5 4
										237	N Drexel	16 1
										241	N IUPUI	10 1
										241	N IUPUI	3 2
										245	H Purdue Fort Wayne	8 1
										245	H Purdue Fort Wayne	8 0
										247	N Bryant	5 1
										247	N Bryant	3 2
										248	H Maine	13 5
										248	H Maine	4 1
										260	H Northern Ky.	6 5
										269	H Alabama A&M	9 1
										269	H Alabama A&M	9 0
LAST 10 GAMES												
				248	H	Maine	13 5	140	A	Murray St.	0 1	
				70	H	Southeast Mo. St.	7 0	115	A	Austin Peay	1 9	
				168	H	UT Martin	1 4	70	H	Southeast Mo. St.	2 3	
				115	A	Austin Peay	3 6	168	H	UT Martin	7 0	
				140	A	Murray St.	0 3	248	H	Maine	4 1	

Non-Div. I Games:

Belmont

RPI	S	Opponent	Score	
270	N	Akron	10	2

Belmont

B
e
l
m
o
n
t

B
e
l
m
o
n
t

Average RPI Win: 198		WON-LOST	WINNING	LAST 10	STRENGTH OF		OPP. STRENGTH	TEAM	ADJ	CONF.	ADJ CONF.				
Average RPI Loss: 113		RECORD	PCT. RANK	GAMES	SCHEDULE		OF SCHEDULE	RPI	RPI	RPI	RPI				
DIV. I ONLY		14-12-0	.53846	115	7-3-0		158	181	132	.503	134	23	23		
DIV. I NON-CONF.		11-12-0	.47826	152	4-3-0		119	177	133	.5001	136	24	24		
TOTALS		RPI 1-25	RPI 26-50		W-L RECORDS		RPI 51-100		RPI 101-150		RPI 150+				
14-12-0		0-2-0	1-0-0		OVERALL		0-4-0		2-2-0		11-4-0				
3-0-0		0-0-0	0-0-0		HOME		0-0-0		0-0-0		3-0-0				
5-6-0		0-2-0	0-0-0		AWAY		0-2-0		0-0-0		5-2-0				
6-6-0		0-0-0	1-0-0		NEUTRAL		0-2-0		2-2-0		3-2-0				
11-12-0		0-2-0	1-0-0		NON-CONFERENCE		0-4-0		2-2-0		8-4-0				
0-0-0		0-0-0	0-0-0		HOME		0-0-0		0-0-0		0-0-0				
5-6-0		0-2-0	0-0-		AWAY		0-2-0		0-0-0		5-2-0				
6-6-0		0-0-0	1-0-0		NEUTRAL		0-2-0		2-2-0		3-2-0				
3-0-0		0-0-0	0-0-0		CONFERENCE		0-0-0		0-0-0		3-0-0				
3-0-0		0-0-0	0-0-0		HOME		0-0-0		0-0-0		3-0-0				
0-0-0		0-0-0	0-0-0		AWAY		0-0-0		0-0-0		0-0-0				
0-0-0		0-0-0	0-0-0		NEUTRAL		0-0-0		0-0-0		0-0-0				
RPI S	Opponent	Score		RPI S	Opponent	Score		RPI S	Opponent	Score		RPI S	Opponent	Score	
20 A	Stanford	3	4	40 N	UNLV	1	0	53 A	San Jose St.	0	5	125 N	Providence	7	4
20 A	Stanford	6	7					53 A	San Jose St.	1	9	125 N	Providence	3	5
								59 N	Georgia Tech	8	9	135 N	Bucknell	4	1
								88 N	Marshall	3	4	145 N	UNCW	2	9
												156 N	Radford	2	1
												169 A	UConn	8	7
												170 A	Col. of Charleston	1	5
												178 N	Pacific	1	3
												194 A	Jacksonville	0	8
												194 A	Jacksonville	6	1
												215 A	Charleston So.	5	0
												236 A	Yale	7	3
												236 A	Yale	9	1
												248 H	Maine	7	5
												248 H	Maine	8	0
												248 H	Maine	5	2
												256 N	Iona	12	4
												256 N	Iona	1	7
												260 N	Northern Ky.	6	4
				LAST 10 GAMES											
				248 H	Maine	7	5	236 A	Yale	7	3				
				236 A	Yale	9	1	178 N	Pacific	1	3				
				248 H	Maine	8	0	256 N	Iona	1	7				
				248 H	Maine	5	2	256 N	Iona	12	4				
				169 A	UConn	8	7	53 A	San Jose St.	0	5				

Non-Div. I Games:

UMass Lowell

Average RPI Win:		206	WON-LOST RECORD		WINNING PCT. RANK		LAST 10 GAMES		STRENGTH OF SCHEDULE		OPP. STRENGTH OF SCHEDULE		TEAM RPI		ADJ RPI		CONF. RPI		ADJ CONF. RPI				
DIV. I ONLY			16-15-0		.51613	128	8-2-0		149		149		133		.50289		135	25		25			
DIV. I NON-CONF.			10-15-0		.4	189	2-2-0		125		156		170		.48083		169	25		25			
TOTALS		RPI 1-25		RPI 26-50			W-L RECORDS			RPI 51-100			RPI 101-150			RPI 150+							
16-15-0		1-4-0		0-2-0			OVERALL			0-3-0			0-1-0			15-5-0							
3-0-0		0-0-0		0-0-0			HOME			0-0-0			0-0-0			3-0-0							
5-10-0		0-3-0		0-0-0			AWAY			0-2-0			0-0-0			5-5-0							
8-5-0		1-1-0		0-2-0			NEUTRAL			0-1-0			0-1-0			7-0-0							
10-15-0		1-4-0		0-2-0			NON-CONFERENCE			0-3-0			0-1-0			9-5-0							
0-0-0		0-0-0		0-0-0			HOME			0-0-0			0-0-0			0-0-0							
2-10-0		0-3-0		0-0-			AWAY			0-2-0			0-0-0			2-5-0							
8-5-0		1-1-0		0-2-0			NEUTRAL			0-1-0			0-1-0			7-0-0							
6-0-0		0-0-0		0-0-0			CONFERENCE			0-0-0			0-0-0			6-0-0							
3-0-0		0-0-0		0-0-0			HOME			0-0-0			0-0-0			3-0-0							
3-0-0		0-0-0		0-0-0			AWAY			0-0-0			0-0-0			3-0-0							
0-0-0		0-0-0		0-0-0			NEUTRAL			0-0-0			0-0-0			0-0-0							
RPI	S	Opponent		Score		RPI	S	Opponent		Score		RPI	S	Opponent		Score		RPI	S	Opponent		Score	
4	A	LSU		0	8	40	N	UNLV		0	7	53	A	San Jose St.		2	4	134	N	UMass Lowell		1	4
4	A	LSU		0	10	40	N	UNLV		0	7	62	A	Liberty		0	1	163	A	Sacramento St.		1	0
19	N	Tulsa		4	2							92	N	Iowa		3	5	174	N	Valparaiso		7	1
19	N	Tulsa		0	1													175	H	Colgate		9	1
20	A	Stanford		1	2													175	H	Colgate		10	8
																		175	H	Colgate		6	1
																		177	A	Harvard		8	9
																		178	A	Pacific		2	3
																		178	A	Pacific		0	3
																		192	A	Lehigh		14	3
																		192	A	Lehigh		8	3
																		192	A	Lehigh		2	0
																		202	N	Princeton		3	0
																		233	A	Saint Mary's (CA)		1	6
																		233	A	Saint Mary's (CA)		1	2
																		257	N	Santa Clara		8	4
																		262	N	Manhattan		5	3
																		262	N	Manhattan		4	3
																		282	N	Brown		9	0
																		286	A	Howard		11	3
																		287	N	Delaware St.		11	4
						LAST 10 GAMES																	
						175 H Colgate						6	1	192 A Lehigh						14	3		
						163 A Sacramento St.						1	0	175 H Colgate						9	1		
						286 A Howard						11	3	178 A Pacific						2	3		
						62 A Liberty						0	1	192 A Lehigh						8	3		
						287 N Delaware St.						11	4	192 A Lehigh						2	0		

Non-Div. I Games:

Bucknell

N
e
v
a
d
a

Nevada

Average RPI Win: 147		WON-LOST	WINNING	LAST 10	STRENGTH OF		OPP. STRENGTH	TEAM	ADJ	CONF.	ADJ CONF.
Average RPI Loss: 72		RECORD	PCT. RANK	GAMES	SCHEDULE		OF SCHEDULE	RPI	RPI	RPI	RPI
DIV. I ONLY		11-19-0	.36667	220	4-6-0		56	73	139	.4995	137
DIV. I NON-CONF.		8-13-0	.38095	203	1-2-0		40	102	121	.50884	121
TOTALS		RPI 1-25	RPI 26-50		W-L RECORDS		RPI 51-100		RPI 101-150		RPI 150+
11-19-0		0-4-0	0-6-0		OVERALL		3-3-0		3-5-0		5-1-0
4-6-0		0-0-0	0-0-0		HOME		3-3-0		0-3-0		1-0-0
2-6-0		0-2-0	0-4-0		AWAY		0-0-0		2-0-0		0-0-0
5-7-0		0-2-0	0-2-0		NEUTRAL		0-0-0		1-2-0		4-1-0
8-13-0		0-4-0	0-3-0		NON-CONFERENCE		0-0-0		3-5-0		5-1-0
1-3-0		0-0-0	0-0-0		HOME		0-0-0		0-3-0		1-0-0
2-3-0		0-2-0	0-0-		AWAY		0-0-0		2-0-0		0-0-0
5-7-0		0-2-0	0-2-0		NEUTRAL		0-0-0		1-2-0		4-1-0
3-6-0		0-0-0	0-3-0		CONFERENCE		3-3-0		0-0-0		0-0-0
3-3-0		0-0-0	0-0-0		HOME		3-3-0		0-0-0		0-0-0
0-3-0		0-0-0	0-3-0		AWAY		0-0-0		0-0-0		0-0-0
0-0-0		0-0-0	0-0-0		NEUTRAL		0-0-0		0-0-0		0-0-0
RPI S	Opponent	Score	RPI S	Opponent	Score	RPI S	Opponent	Score	RPI S	Opponent	Score
7 A	Texas	0 8	35 A	UCF	1 4	61 H	NC State	3 6	103 N	Chattanooga	9 6
7 A	Texas	1 9	36 N	Illinois	3 7	61 H	NC State	4 3	117 A	FIU	3 2
18 N	James Madison	0 9	36 N	Illinois	3 12	61 H	NC State	9 16	121 A	East Carolina	1 0
25 N	Boise St.	0 8	47 A	North Carolina	0 8	96 H	Syracuse	10 2	122 H	St. John's (NY)	3 6
			47 A	North Carolina	1 9	96 H	Syracuse	4 3	125 H	Providence	0 1
			47 A	North Carolina	0 2	96 H	Syracuse	3 8	141 N	Northwestern St.	5 9
									146 N	Ga. Southern	4 9
									148 H	Massachusetts	3 8
									154 N	Penn St.	4 5
									166 N	Michigan St.	9 7
									166 N	Michigan St.	7 6
									180 N	Central Mich.	8 4
									238 N	Penn	4 0
									274 H	Quinnipiac	8 0
LAST 10 GAMES											
274 H	Quinnipiac	8 0	7 A	Texas	1 9	141 N	Northwestern St.	5 9			
117 A	FIU	3 2	61 H	NC State	9 16						
122 H	St. John's (NY)	3 6	61 H	NC State	3 6						
18 N	James Madison	0 9	61 H	NC State	4 3						
36 N	Illinois	3 12									

Non-Div. I Games:

Boston College

Average RPI Win: 166		WON-LOST RECORD		WINNING PCT. RANK		LAST 10 GAMES		STRENGTH OF SCHEDULE		OPP. STRENGTH OF SCHEDULE		TEAM RPI		ADJ RPI		CONF. RPI		ADJ CONF. RPI	
DIV. I ONLY		17-12-0		.58621 93		5-5-0		204		142		135		.49798 138		27		27	
DIV. I NON-CONF.		17-12-0		.58621 96		5-5-0		216		152		132		.49798 138		27		28	
TOTALS		RPI 1-25		RPI 26-50		W-L RECORDS		RPI 51-100		RPI 101-150		RPI 150+							
17-12-0		0-0-0		0-1-0		OVERALL		3-2-0		3-4-0		11-5-0							
2-0-0		0-0-0		0-0-0		HOME		0-0-0		0-0-0		2-0-0							
4-2-0		0-0-0		0-0-0		AWAY		1-1-0		1-0-0		2-1-0							
11-10-0		0-0-0		0-1-0		NEUTRAL		2-1-0		2-4-0		7-4-0							
17-12-0		0-0-0		0-1-0		NON-CONFERENCE		3-2-0		3-4-0		11-5-0							
2-0-0		0-0-0		0-0-0		HOME		0-0-0		0-0-0		2-0-0							
4-2-0		0-0-0		0-0-		AWAY		1-1-0		1-0-0		2-1-0							
11-10-0		0-0-0		0-1-0		NEUTRAL		2-1-0		2-4-0		7-4-0							
0-0-0		0-0-0		0-0-0		CONFERENCE		0-0-0		0-0-0		0-0-0							
0-0-0		0-0-0		0-0-0		HOME		0-0-0		0-0-0		0-0-0							
0-0-0		0-0-0		0-0-0		AWAY		0-0-0		0-0-0		0-0-0							
0-0-0		0-0-0		0-0-0		NEUTRAL		0-0-0		0-0-0		0-0-0							
RPI	S	Opponent		Score	RPI	S	Opponent		Score	RPI	S	Opponent		Score	RPI	S	Opponent		Score
					48	N	Troy		1 9	83	A	FGCU		0 7	103	N	Chattanooga		1 8
										83	A	FGCU		3 2	109	N	Ball St.		4 7
										83	N	FGCU		7 6	110	N	Illinois St.		5 3
										91	N	Kent St.		3 1	117	A	FIU		1 0
										91	N	Kent St.		1 7	121	N	East Carolina		5 6
															124	N	Towson		3 8
															148	N	Massachusetts		9 5
															151	A	Hofstra		3 4
															151	H	Hofstra		6 3
															153	N	Florida A&M		8 7
															160	N	Villanova		3 9
															177	N	Harvard		2 0
															185	N	Stetson		4 1
															194	A	Jacksonville		5 0
															198	N	Bethune-Cookman		0 5
															200	N	Delaware		9 1
															200	N	Delaware		7 0
															212	N	Bowling Green		1 0
															218	H	Columbia		8 0
															224	A	UC Santa Barbara		6 1
															236	N	Yale		0 1
															259	N	Buffalo		1 11
															282	N	Brown		2 1
				LAST 10 GAMES															
					151	H	Hofstra		6 3	259	N	Buffalo		1 11					
					218	H	Columbia		8 0	103	N	Chattanooga		1 8					
					151	A	Hofstra		3 4	83	N	FGCU		7 6					
					282	N	Brown		2 1	117	A	FIU		1 0					
					124	N	Towson		3 8	236	N	Yale		0 1					

Non-Div. I Games:

LIU Brooklyn

Average RPI Win:		172	WON-LOST RECORD		WINNING PCT. RANK	LAST 10 GAMES		STRENGTH OF SCHEDULE		OPP. STRENGTH OF SCHEDULE	TEAM RPI	ADJ RPI	CONF. RPI	ADJ CONF. RPI			
Average RPI Loss:		75															
DIV. I ONLY			10-24-0		.29412	246	2-8-0		24	141	141	.49796	139	7	7		
DIV. I NON-CONF.			9-16-0		.36	212	2-0-0		26	122	120	.51119	120	7	7		
TOTALS		RPI 1-25		RPI 26-50		W-L RECORDS		RPI 51-100		RPI 101-150		RPI 150+					
10-24-0		0-4-0		1-5-0		OVERALL		0-7-0		3-7-0		6-1-0					
2-6-0		0-0-0		0-3-0		HOME		0-0-0		0-3-0		2-0-0					
2-8-0		0-1-0		0-0-0		AWAY		0-3-0		2-4-0		0-0-0					
6-10-0		0-3-0		1-2-0		NEUTRAL		0-4-0		1-0-0		4-1-0					
9-16-0		0-4-0		1-2-0		NON-CONFERENCE		0-7-0		2-2-0		6-1-0					
2-0-0		0-0-0		0-0-0		HOME		0-0-0		0-0-0		2-0-0					
1-6-0		0-1-0		0-0-		AWAY		0-3-0		1-2-0		0-0-0					
6-10-0		0-3-0		1-2-0		NEUTRAL		0-4-0		1-0-0		4-1-0					
1-8-0		0-0-0		0-3-0		CONFERENCE		0-0-0		1-5-0		0-0-0					
0-6-0		0-0-0		0-3-0		HOME		0-0-0		0-3-0		0-0-0					
1-2-0		0-0-0		0-0-0		AWAY		0-0-0		1-2-0		0-0-0					
0-0-0		0-0-0		0-0-0		NEUTRAL		0-0-0		0-0-0		0-0-0					
RPI	S	Opponent		Score		RPI	S	Opponent		Score		RPI	S	Opponent		Score	
6	A	Arizona		1	15	30	N	South Fla.		1	2	55	A	Cal St. Fullerton		1	19
9	N	Florida		0	1	31	H	Colorado St.		1	9	55	N	Cal St. Fullerton		2	6
10	N	Alabama		0	1	31	H	Colorado St.		3	16	69	A	Loyola Marymount		2	6
11	N	Tennessee		1	15	31	H	Colorado St.		7	9	69	N	Loyola Marymount		2	4
						42	N	Oregon St.		6	5	86	A	New Mexico St.		8	9
						42	N	Oregon St.		3	5	98	N	DePaul		5	9
												98	N	DePaul		2	4
														106 N UIC		13	5
														114 A San Diego St.		8	9
														114 A San Diego St.		3	1
														114 A San Diego St.		3	4
														128 A Hawaii		1	2
														128 A Hawaii		2	3
														128 A Hawaii		3	2
														136 H Nevada		1	7
														136 H Nevada		1	21
														136 H Nevada		6	11
														169 N UConn		1	2
														190 N UTEP		15	6
														195 N Creighton		8	0
														221 H North Dakota		7	3
														221 H North Dakota		7	6
														230 N Western Caro.		10	0
														268 N Canisius		10	0
				LAST 10 GAMES													
				69	N	Loyola Marymount		2	4	136	H	Nevada		6	11		
				98	N	DePaul		2	4	136	H	Nevada		1	7		
				128	A	Hawaii		3	2	221	H	North Dakota		7	6		
				221	H	North Dakota		7	3	31	H	Colorado St.		3	16		
				136	H	Nevada		1	21	31	H	Colorado St.		1	9		

Non-Div. I Games:

New Mexico

[illegible]

Non-Div. I Games:

Murray St.

Average RPI Win:	186	WON-LOST	WINNING	LAST 10	STRENGTH OF	OPP. STRENGTH	TEAM	ADJ	CONF.	ADJ CONF.		
Average RPI Loss:	106	RECORD	PCT. RANK	GAMES	SCHEDULE	OF SCHEDULE	RPI	RPI	RPI	RPI		
DIV. I ONLY		18-16-0	.52941	120	7-3-0	184	155	140	.49674	141	20	18
DIV. I NON-CONF.		7-13-0	.35	219	1-1-0	191	155	218	.44988	213	15	14
<hr/>												
TOTALS	RPI 1-25	RPI 26-50		W-L RECORDS		RPI 51-100		RPI 101-150		RPI 150+		
18-16-0	1-4-0	0-1-0		OVERALL		2-2-0		5-4-0		10-5-0		
12-2-0	0-1-0	0-1-0		HOME		0-0-0		3-0-0		9-0-0		
4-7-0	0-2-0	0-0-0		AWAY		2-2-0		1-2-0		1-1-0		
2-7-0	1-1-0	0-0-0		NEUTRAL		0-0-0		1-2-0		0-4-0		
<hr/>												
7-13-0	1-4-0	0-1-0		NON-CONFERENCE		0-1-0		1-2-0		5-5-0		
4-2-0	0-1-0	0-1-0		HOME		0-0-0		0-0-0		4-0-0		
1-4-0	0-2-0	0-0-		AWAY		0-1-0		0-0-0		1-1-0		
2-7-0	1-1-0	0-0-0		NEUTRAL		0-0-0		1-2-0		0-4-0		
<hr/>												
11-3-0	0-0-0	0-0-0		CONFERENCE		2-1-0		4-2-0		5-0-0		
8-0-0	0-0-0	0-0-0		HOME		0-0-0		3-0-0		5-0-0		
3-3-0	0-0-0	0-0-0		AWAY		2-1-0		1-2-0		0-0-0		
0-0-0	0-0-0	0-0-0		NEUTRAL		0-0-0		0-0-0		0-0-0		
<hr/>												
RPI S	Opponent	Score		RPI S	Opponent	Score		RPI S	Opponent	Score		
4 H	LSU	3	10	46 H	Louisiana Tech	3	11	63 A	North Texas	0	6	
7 A	Texas	2	7					82 A	Sam Houston St.	6	4	
23 A	Arkansas	2	8					82 A	Sam Houston St.	6	3	
25 N	Boise St.	3	2					82 A	Sam Houston St.	0	6	
25 N	Boise St.	1	2									
<hr/>												
LAST 10 GAMES												
142 H Southeastern La.				4	3	204 H Houston Baptist				9	3	
142 H Southeastern La.				6	1	137 N Boston College				9	5	
142 H Southeastern La.				6	1	7 A Texas				2	7	
136 N Nevada				3	6	226 H Abilene Christian				8	0	
23 A Arkansas				2	8	82 A Sam Houston St.				6	4	

Non-Div. I Games:

Northwestern St.

Average RPI Win:		197	WON-LOST RECORD		WINNING PCT. RANK	LAST 10 GAMES		STRENGTH OF SCHEDULE		OPP. STRENGTH OF SCHEDULE	TEAM RPI	ADJ RPI	CONF. RPI	ADJ CONF. RPI			
Average RPI Loss:		102															
DIV. I ONLY			19-14-0		.57576	96	6-4-0		209		162	142	.49667	142	20	18	
DIV. I NON-CONF.			11-9-0		.55	110	1-0-0		193		162	136	.49961	137	15	14	
TOTALS		RPI 1-25		RPI 26-50		W-L RECORDS		RPI 51-100		RPI 101-150		RPI 150+					
19-14-0		0-1-0		0-1-0		OVERALL		4-5-0		1-5-0		14-2-0					
12-6-0		0-0-0		0-0-0		HOME		4-3-0		1-2-0		7-1-0					
4-6-0		0-1-0		0-1-0		AWAY		0-0-0		0-3-0		4-1-0					
3-2-0		0-0-0		0-0-0		NEUTRAL		0-2-0		0-0-0		3-0-0					
11-9-0		0-1-0		0-1-0		NON-CONFERENCE		2-4-0		1-2-0		8-1-0					
6-5-0		0-0-0		0-0-0		HOME		2-2-0		1-2-0		3-1-0					
2-2-0		0-1-0		0-0-		AWAY		0-0-0		0-0-0		2-0-0					
3-2-0		0-0-0		0-0-0		NEUTRAL		0-2-0		0-0-0		3-0-0					
8-5-0		0-0-0		0-0-0		CONFERENCE		2-1-0		0-3-0		6-1-0					
6-1-0		0-0-0		0-0-0		HOME		2-1-0		0-0-0		4-0-0					
2-4-0		0-0-0		0-0-0		AWAY		0-0-0		0-3-0		2-1-0					
0-0-0		0-0-0		0-0-0		NEUTRAL		0-0-0		0-0-0		0-0-0					
RPI	S	Opponent		Score		RPI	S	Opponent		Score		RPI	S	Opponent		Score	
24	A	Mississippi St.		3	4	46	A	Louisiana Tech		4	7	51	H	Southern Ill.		4	3
												53	H	San Jose St.		2	6
												57	H	Missouri St.		3	5
												59	N	Georgia Tech		2	4
												71	N	Eastern Ky.		0	5
												72	H	SFA		3	1
												72	H	SFA		7	1
												72	H	SFA		6	11
												91	H	Kent St.		7	5

Non-Div. I Games:

Southeastern La.

Average RPI Win:	192	WON-LOST RECORD	WINNING PCT. RANK	LAST 10 GAMES	STRENGTH OF SCHEDULE	OPP. STRENGTH OF SCHEDULE	TEAM RPI	ADJ RPI	CONF. RPI	ADJ CONF. RPI	
DIV. I ONLY		20-18-0	.52632 123	5-5-0	176	176	145	.49578 143	10	10	
DIV. I NON-CONF.		15-14-0	.51724 136	0-1-0	199	214	165	.48485 162	11	11	
<hr/>											
TOTALS	RPI 1-25	RPI 26-50	W-L RECORDS		RPI 51-100	RPI 101-150		RPI 150+			
20-18-0	0-1-0	0-2-0	OVERALL		3-6-0	2-3-0		15-6-0			
15-9-0	0-0-0	0-0-0	HOME		3-5-0	0-1-0		12-3-0			
2-6-0	0-1-0	0-2-0	AWAY		0-1-0	1-2-0		1-0-0			
3-3-0	0-0-0	0-0-0	NEUTRAL		0-0-0	1-0-0		2-3-0			
15-14-0	0-1-0	0-2-0	NON-CONFERENCE		1-2-0	2-3-0		12-6-0			
10-5-0	0-0-0	0-0-0	HOME		1-1-0	0-1-0		9-3-0			
2-6-0	0-1-0	0-0-	AWAY		0-1-0	1-2-0		1-0-0			
3-3-0	0-0-0	0-0-0	NEUTRAL		0-0-0	1-0-0		2-3-0			
5-4-0	0-0-0	0-0-0	CONFERENCE		2-4-0	0-0-0		3-0-0			
5-4-0	0-0-0	0-0-0	HOME		2-4-0	0-0-0		3-0-0			
0-0-0	0-0-0	0-0-0	AWAY		0-0-0	0-0-0		0-0-0			
0-0-0	0-0-0	0-0-0	NEUTRAL		0-0-0	0-0-0		0-0-0			
<hr/>											
RPI S	Opponent	Score	RPI S	Opponent	Score	RPI S	Opponent	Score	RPI S	Opponent	Score
15 A	Auburn	2 4	45 A	Houston	0 8	52 H	Western Ky.	2 1	101 A	Jacksonville St.	6 7
			45 A	Houston	1 2	59 A	Georgia Tech	3 6	101 A	Jacksonville St.	0 2
						62 H	Liberty	5 4	103 A	Chattanooga	7 0
						62 H	Liberty	3 11	103 H	Chattanooga	4 15
						62 H	Liberty	3 2	150 N	Northern Ill.	12 8
						79 H	Ohio	2 7	151 H	Hofstra	2 0
						83 H	FGCU	3 4	151 H	Hofstra	3 10
						83 H	FGCU	2 5	181 N	Dayton	8 10
						83 H	FGCU	2 5	182 N	Tennessee Tech	5 6
									187 N	Toledo	3 4
									194 H	Jacksonville	8 7
									194 H	Jacksonville	9 1
									194 H	Jacksonville	2 1
									201 H	Eastern Ill.	5 11
									201 H	Eastern Ill.	0 8
									222 A	Georgia St.	9 0
									229 H	Saint Louis	10 5
									229 H	Saint Louis	10 4
									229 H	Saint Louis	6 3
									230 H	Western Caro.	10 2
									230 H	Western Caro.	7 1
									246 H	Wright St.	4 0
									246 H	Wright St.	7 1
									272 N	Incarnate Word	5 2
									272 N	Incarnate Word	5 4
									278 H	Morehead St.	6 5
<hr/>											
			LAST 10 GAMES								
			83 H	FGCU	3 4	194 H	Jacksonville	8 7			
			62 H	Liberty	3 2	230 H	Western Caro.	10 2			
			52 H	Western Ky.	2 1	83 H	FGCU	2 5			
			246 H	Wright St.	4 0	101 A	Jacksonville St.	6 7			
			62 H	Liberty	3 11	151 H	Hofstra	2 0			

Non-Div. I Games:

Kennesaw St.

Average RPI Win:		200	WON-LOST RECORD		WINNING PCT. RANK		LAST 10 GAMES		STRENGTH OF SCHEDULE		OPP. STRENGTH OF SCHEDULE		TEAM RPI		ADJ RPI		CONF. RPI		ADJ CONF. RPI			
Average RPI Loss:		93																				
DIV. I ONLY			16-19-0		.45714 165		6-4-0		130		165		146		.49494 144		17		17			
DIV. I NON-CONF.			9-14-0		.3913 195		1-0-0		148		147		183		.47596 176		21		21			
TOTALS		RPI 1-25		RPI 26-50		W-L RECORDS		RPI 51-100		RPI 101-150		RPI 150+										
16-19-0		0-2-0		0-5-0		OVERALL		1-4-0		2-4-0		13-4-0										
9-4-0		0-0-0		0-0-0		HOME		0-0-0		0-1-0		9-3-0										
5-8-0		0-0-0		0-4-0		AWAY		1-2-0		1-2-0		3-0-0										
2-7-0		0-2-0		0-1-0		NEUTRAL		0-2-0		1-1-0		1-1-0										
9-14-0		0-2-0		0-2-0		NON-CONFERENCE		1-4-0		2-4-0		6-2-0										
5-2-0		0-0-0		0-0-0		HOME		0-0-0		0-1-0		5-1-0										
2-5-0		0-0-0		0-0-		AWAY		1-2-0		1-2-0		0-0-0										
2-7-0		0-2-0		0-1-0		NEUTRAL		0-2-0		1-1-0		1-1-0										
7-5-0		0-0-0		0-3-0		CONFERENCE		0-0-0		0-0-0		7-2-0										
4-2-0		0-0-0		0-0-0		HOME		0-0-0		0-0-0		4-2-0										
3-3-0		0-0-0		0-3-0		AWAY		0-0-0		0-0-0		3-0-0										
0-0-0		0-0-0		0-0-0		NEUTRAL		0-0-0		0-0-0		0-0-0										
RPI	S	Opponent		Score		RPI	S	Opponent		Score		RPI	S	Opponent		Score						
23	N	Arkansas		0	8	26	A	South Carolina		7	16	61	A	NC State		0	8	102	H	Duke	2	9
23	N	Arkansas		3	7	49	A	Longwood		2	4	61	A	NC State		1	9	105	A	McNeese	2	7
						49	A	Longwood		5	6	75	A	Elon		6	2	121	A	East Carolina	10	2
						49	A	Longwood		10	11	79	N	Ohio		6	9	121	A	East Carolina	4	9
						50	N	Lipscomb		0	8	79	N	Ohio		3	4	122	N	St. John's (NY)	3	4
																		130	N	Samford	5	0
																		152	H	Winthrop	6	9
																		152	H	Winthrop	4	3
																		152	H	Winthrop	2	1
																		161	N	Kansas	9	3
																		188	N	Charlotte	4	10
																		211	H	Fairfield	1	10
																		215	H	Charleston So.	9	1
																		215	H	Charleston So.	9	6
																		215	H	Charleston So.	2	5
																		228	A	Hampton	13	1
																		228	A	Hampton	9	6
																		228	A	Hampton	4	2
																		240	H	Youngstown St.	6	3
																		240	H	Youngstown St.	8	0
																		261	H	Oakland	11	5
																		261	H	Oakland	10	2
																		290	H	La Salle	6	0
				LAST 10 GAMES																		
				121	A	East Carolina		10	2	50	N	Lipscomb		0	8							
				121	A	East Carolina		4	9	49	A	Longwood		10	11							
				161	N	Kansas		9	3	152	H	Winthrop		6	9							
				261	H	Oakland		10	2	215	H	Charleston So.		9	6							
				261	H	Oakland		11	5	240	H	Youngstown St.		6	3							

Non-Div. I Games:

Campbell

UNCW

Average RPI Win:	200	WON-LOST RECORD	WINNING PCT. RANK	LAST 10 GAMES	STRENGTH OF SCHEDULE	OPP. STRENGTH OF SCHEDULE	TEAM RPI	ADJ RPI	CONF. RPI	ADJ CONF. RPI	
DIV. I ONLY		21-16-0	.56757 102	6-4-0	203	167	143	.49483 145	13	13	
DIV. I NON-CONF.		18-13-0	.58065 99	3-1-0	224	205	152	.49174 150	13	13	
<hr/>											
TOTALS	RPI 1-25	RPI 26-50		W-L RECORDS	RPI 51-100		RPI 101-150		RPI 150+		
21-16-0	0-2-0	0-0-0		OVERALL	4-7-0		3-1-0		14-6-0		
13-7-0	0-0-0	0-0-0		HOME	0-2-0		2-1-0		11-4-0		
2-7-0	0-2-0	0-0-0		AWAY	2-3-0		0-0-0		0-2-0		
6-2-0	0-0-0	0-0-0		NEUTRAL	2-2-0		1-0-0		3-0-0		
18-13-0	0-2-0	0-0-0		NON-CONFERENCE	3-5-0		1-0-0		14-6-0		
11-6-0	0-0-0	0-0-0		HOME	0-2-0		0-0-0		11-4-0		
1-5-0	0-2-0	0-0-		AWAY	1-1-0		0-0-0		0-2-0		
6-2-0	0-0-0	0-0-0		NEUTRAL	2-2-0		1-0-0		3-0-0		
3-3-0	0-0-0	0-0-0		CONFERENCE	1-2-0		2-1-0		0-0-0		
2-1-0	0-0-0	0-0-0		HOME	0-0-0		2-1-0		0-0-0		
1-2-0	0-0-0	0-0-0		AWAY	1-2-0		0-0-0		0-0-0		
0-0-0	0-0-0	0-0-0		NEUTRAL	0-0-0		0-0-0		0-0-0		
RPI S	Opponent	Score	RPI S	Opponent	Score	RPI S	Opponent	Score	RPI S	Opponent	Score
1 A	Florida St.	0 10				60 N	Iowa St.	3 2	124 H	Towson	4 1
1 A	Florida St.	2 7				61 A	NC State	2 3	124 H	Towson	1 8
						65 N	UNC Greensboro	5 0	124 H	Towson	5 3
						65 N	UNC Greensboro	10 11	134 N	UMass Lowell	9 2
						71 H	Eastern Ky.	0 2	156 H	Radford	2 5
						71 H	Eastern Ky.	2 6	192 H	Lehigh	3 0
						75 A	Elon	6 3	192 H	Lehigh	4 5
						75 A	Elon	1 2	194 A	Jacksonville	2 9
						75 A	Elon	0 1	215 A	Charleston So.	2 5
						80 A	North Florida	8 2	216 H	Rhode Island	9 6
						88 N	Marshall	5 11	216 H	Rhode Island	8 6
									232 H	UMBC	0 1
									235 N	Georgetown	6 3
									240 H	Youngstown St.	3 0
									240 H	Youngstown St.	3 0
									264 N	Cleveland St.	4 0
									268 H	Canisius	7 2
									268 H	Canisius	10 1
									268 H	Canisius	4 0
									275 H	N.C. A&T	1 0
									275 H	N.C. A&T	9 1
									286 H	Howard	11 12
									286 H	Howard	10 3
									290 N	La Salle	6 2
<hr/>											
LAST 10 GAMES											
75 A	Elon	1 2	268 H	Canisius	10 1	286 H	Howard	10 3	290 N	La Salle	6 2
65 N	UNC Greensboro	10 11	124 H	Towson	4 1	75 A	Elon	6 3	61 A	NC State	2 3
192 H	Lehigh	3 0	61 A	NC State	2 3	124 H	Towson	1 8			
65 N	UNC Greensboro	5 0									
75 A	Elon	0 1									

Non-Div. I Games:

UNCW

Average RPI Win: 198		WON-LOST RECORD		WINNING PCT. RANK		LAST 10 GAMES		STRENGTH OF SCHEDULE		OPP. STRENGTH OF SCHEDULE		TEAM RPI		ADJ RPI		CONF. RPI		ADJ CONF. RPI			
Average RPI Loss: 106																					
DIV. I ONLY		16-18-0		.47059 156		3-7-0		124		212		144		.49469 146		8		8			
DIV. I NON-CONF.		13-9-0		.59091 92		0-1-0		269		209		180		.47612 174		8		8			
TOTALS		RPI 1-25		RPI 26-50		W-L RECORDS		RPI 51-100		RPI 101-150		RPI 150+									
16-18-0		0-3-0		0-1-0		OVERALL		1-6-0		3-3-0		12-5-0									
13-10-0		0-3-0		0-0-0		HOME		0-3-0		2-1-0		11-3-0									
1-5-0		0-0-0		0-1-0		AWAY		1-3-0		0-0-0		0-1-0									
2-3-0		0-0-0		0-0-0		NEUTRAL		0-0-0		1-2-0		1-1-0									
13-9-0		0-0-0		0-1-0		NON-CONFERENCE		0-1-0		1-2-0		12-5-0									
11-3-0		0-0-0		0-0-0		HOME		0-0-0		0-0-0		11-3-0									
0-3-0		0-0-0		0-0-		AWAY		0-1-0		0-0-0		0-1-0									
2-3-0		0-0-0		0-0-0		NEUTRAL		0-0-0		1-2-0		1-1-0									
3-9-0		0-3-0		0-0-0		CONFERENCE		1-5-0		2-1-0		0-0-0									
2-7-0		0-3-0		0-0-0		HOME		0-3-0		2-1-0		0-0-0									
1-2-0		0-0-0		0-0-0		AWAY		1-2-0		0-0-0		0-0-0									
0-0-0		0-0-0		0-0-0		NEUTRAL		0-0-0		0-0-0		0-0-0									
RPI	S	Opponent		Score		RPI	S	Opponent		Score		RPI	S	Opponent		Score					
21	H	Louisiana		0 2		37	A	Georgia		1 5		80	A	North Florida		0 4		107	H	Coastal Caro.	4 5
21	H	Louisiana		1 3								95	H	Appalachian St.		0 7		107	H	Coastal Caro.	3 1
21	H	Louisiana		3 6								95	H	Appalachian St.		5 6		107	H	Coastal Caro.	3 0
												95	H	Appalachian St.		2 9		117	N	FIU	5 6
												99	A	UT Arlington		2 4		122	N	St. John's (NY)	3 7
												99	A	UT Arlington		1 7		137	N	Boston College	9 4
												99	A	UT Arlington		10 3		152	H	Winthrop	7 10
																		153	N	Florida A&M	1 5
																		158	H	Furman	6 4
																		158	H	Furman	8 4
																		168	H	UT Martin	6 4
																		168	H	UT Martin	6 3
																		197	H	UMKC	1 2
																		199	A	Mercer	4 5
																		203	H	Saint Francis (PA)	1 10
																		203	H	Saint Francis (PA)	6 5
																		241	H	IUPUI	8 3
																		252	H	Mt. St. Mary's	6 1
																		252	H	Mt. St. Mary's	3 2
																		271	N	Siena	10 2
																		278	H	Morehead St.	19 2
																		278	H	Morehead St.	6 4
																		285	H	Savannah St.	4 1
LAST 10 GAMES																					
						99	A	UT Arlington		10 3		21	H	Louisiana		3 6					
						99	A	UT Arlington		1 7		21	H	Louisiana		0 2					
						158	H	Furman		6 4		37	A	Georgia		1 5					
						158	H	Furman		8 4		99	A	UT Arlington		2 4					
						21	H	Louisiana		1 3		107	H	Coastal Caro.		3 0					

Non-Div. I Games:

Ga. Southern

RPI	S	Opponent	Score	
294	H	UMES	9	1
297	A	South Carolina St.	10	0
297	A	South Carolina St.	10	0

Gardner-Webb

G
a
r
d
n
e
r
-
W
e
b
b

G
a
r
d
n
e
r
-
W
e
b
b

Average RPI Win:	191	WON-LOST	WINNING	LAST 10	STRENGTH OF	OPP. STRENGTH	TEAM	ADJ	CONF.	ADJ CONF.	
Average RPI Loss:	108	RECORD	PCT. RANK	GAMES	SCHEDULE	OF SCHEDULE	RPI	RPI	RPI	RPI	
DIV. I ONLY	14-14-0	.5	132	6-4-0	165	171	150	.49186	148	26	26
DIV. I NON-CONF.	11-13-0	.45833	160	3-3-0	92	143	129	.50423	129	26	26
<hr/>											
TOTALS	RPI 1-25	RPI 26-50		W-L RECORDS	RPI 51-100		RPI 101-150		RPI 150+		
14-14-0	0-0-0	0-6-0		OVERALL	0-1-0		4-1-0		10-6-0		
0-0-0	0-0-0	0-0-0		HOME	0-0-0		0-0-0		0-0-0		
4-6-0	0-0-0	0-3-0		AWAY	0-0-0		2-0-0		2-3-0		
10-8-0	0-0-0	0-3-0		NEUTRAL	0-1-0		2-1-0		8-3-0		
11-13-0	0-0-0	0-6-0		NON-CONFERENCE	0-1-0		4-1-0		7-5-0		
0-0-0	0-0-0	0-0-0		HOME	0-0-0		0-0-0		0-0-0		
3-5-0	0-0-0	0-0-		AWAY	0-0-0		2-0-0		1-2-0		
8-8-0	0-0-0	0-3-0		NEUTRAL	0-1-0		2-1-0		6-3-0		
3-1-0	0-0-0	0-0-0		CONFERENCE	0-0-0		0-0-0		3-1-0		
0-0-0	0-0-0	0-0-0		HOME	0-0-0		0-0-0		0-0-0		
1-1-0	0-0-0	0-0-0		AWAY	0-0-0		0-0-0		1-1-0		
2-0-0	0-0-0	0-0-0		NEUTRAL	0-0-0		0-0-0		2-0-0		
<hr/>											
RPI	S	Opponent	Score	RPI	S	Opponent	Score	RPI	S	Opponent	Score
30	A	South Fla.	1 7	92	N	Iowa	3 5	121	A	East Carolina	5 0
32	N	Missouri	0 5					125	N	Providence	3 1
37	A	Georgia	0 8					133	N	Belmont	7 0
37	A	Georgia	0 4					137	A	Boston College	8 3
41	N	Wisconsin	0 8					138	N	LIU Brooklyn	5 9
48	N	Troy	1 5					152	N	Winthrop	2 1
								152	N	Winthrop	3 2
								160	N	Villanova	1 4
								161	N	Kansas	2 4
								162	A	Boston U.	1 3
								164	N	Western Mich.	5 6
								179	N	Seton Hall	8 5
								185	A	Stetson	15 2
								185	A	Stetson	1 2
								218	N	Columbia	5 0
								218	N	Columbia	10 2
								229	A	Saint Louis	5 7
								229	A	Saint Louis	8 5
								247	N	Bryant	2 1
								291	N	St. Bonaventure	5 1
								291	N	St. Bonaventure	5 4
<hr/>											
LAST 10 GAMES											
229	A	Saint Louis	5 7	291	N	St. Bonaventure	5 1				
291	N	St. Bonaventure	5 4	162	A	Boston U.	1 3				
185	A	Stetson	15 2	185	A	Stetson	1 2				
229	A	Saint Louis	8 5	164	N	Western Mich.	5 6				
137	A	Boston College	8 3	179	N	Seton Hall	8 5				

Non-Div. I Games:

Massachusetts

Average RPI Win: 228		WON-LOST	WINNING	LAST 10	STRENGTH OF		OPP. STRENGTH	TEAM	ADJ	CONF.	ADJ CONF.
Average RPI Loss: 96		RECORD	PCT. RANK	GAMES	SCHEDULE		OF SCHEDULE	RPI	RPI	RPI	RPI
DIV. I ONLY		16-11-0	.59259	91	2-8-0		224	205	151	.49183	149
DIV. I NON-CONF.		15-5-0	.75	34	1-2-0		252	232	103	.52342	105
TOTALS		RPI 1-25	RPI 26-50		W-L RECORDS		RPI 51-100		RPI 101-150		RPI 150+
16-11-0	0-0-0	0-2-0		OVERALL		0-6-0		1-1-0		15-2-0	
5-1-0	0-0-0	0-0-0		HOME		0-1-0		0-0-0		5-0-0	
4-6-0	0-0-0	0-0-0		AWAY		0-3-0		1-1-0		3-2-0	
7-4-0	0-0-0	0-2-0		NEUTRAL		0-2-0		0-0-0		7-0-0	
15-5-0	0-0-0	0-2-0		NON-CONFERENCE		0-2-0		1-1-0		14-0-0	
5-0-0	0-0-0	0-0-0		HOME		0-0-0		0-0-0		5-0-0	
3-1-0	0-0-0	0-0-		AWAY		0-0-0		1-1-0		2-0-0	
7-4-0	0-0-0	0-2-0		NEUTRAL		0-2-0		0-0-0		7-0-0	
1-6-0	0-0-0	0-0-0		CONFERENCE		0-4-0		0-0-0		1-2-0	
0-1-0	0-0-0	0-0-0		HOME		0-1-0		0-0-0		0-0-0	
1-5-0	0-0-0	0-0-0		AWAY		0-3-0		0-0-0		1-2-0	
0-0-0	0-0-0	0-0-0		NEUTRAL		0-0-0		0-0-0		0-0-0	
RPI S	Opponent	Score	RPI S	Opponent	Score	RPI S	Opponent	Score	RPI S	Opponent	Score
38 N	Indiana	1 3	38 N	Indiana	0 1	57 A	Missouri St.	1 2	106 A	UIC	1 2
57 A	Missouri St.	3 5	57 A	Missouri St.	0 1	147 A	Gardner-Webb	14 0	168 N	UT Martin	4 3
74 H	Bradley	5 12	82 N	Sam Houston St.	3 4	197 H	UMKC	1 0	199 A	Mercer	9 0
82 N	Sam Houston St.	3 5	82 N	Sam Houston St.	3 5	217 H	Butler	5 4	219 N	Sacred Heart	7 2
						229 A	Saint Louis	10 4	230 N	Hartford	8 0
						234 A	Evansville	1 9	234 A	Evansville	3 5
						234 A	Evansville	9 6	239 H	Detroit Mercy	3 1
						241 H	IUPUI	6 0	245 H	Purdue Fort Wayne	2 0
						261 N	Oakland	10 0	270 N	Akron	11 2
						275 N	N.C. A&T	8 0	283 N	Mississippi Val.	12 0
LAST 10 GAMES						234 A	Evansville	1 9			
82 N	Sam Houston St.	3 4	234 A	Evansville	3 5	57 A	Missouri St.	3 5			
234 A	Evansville	0 1	57 A	Missouri St.	1 2	229 A	Saint Louis	10 4			
74 H	Bradley	5 12									
106 A	UIC	1 2									

Non-Div. I Games:

Loyola Chicago

Average RPI Win: 196		WON-LOST	WINNING	LAST 10	STRENGTH OF		OPP. STRENGTH	TEAM	ADJ	CONF.	ADJ CONF.
Average RPI Loss: 80		RECORD	PCT. RANK	GAMES	SCHEDULE		OF SCHEDULE	RPI	RPI	RPI	RPI
DIV. I ONLY		15-17-0	.46875	159	6-4-0		156	138	157	.49051	150
DIV. I NON-CONF.		13-14-0	.48148	147	4-1-0		162	121	143	.49622	140
TOTALS		RPI 1-25	RPI 26-50		W-L RECORDS		RPI 51-100		RPI 101-150		RPI 150+
15-17-0		0-2-0	0-3-0		OVERALL		3-7-0		2-4-0		10-1-0
1-0-0		0-0-0	0-0-0		HOME		0-0-0		0-0-0		1-0-0
5-10-0		0-1-0	0-2-0		AWAY		1-4-0		1-2-0		3-1-0
9-7-0		0-1-0	0-1-0		NEUTRAL		2-3-0		1-2-0		6-0-0
13-14-0		0-2-0	0-3-0		NON-CONFERENCE		2-5-0		2-4-0		9-0-0
1-0-0		0-0-0	0-0-0		HOME		0-0-0		0-0-0		1-0-0
3-7-0		0-1-0	0-0-		AWAY		0-2-0		1-2-0		2-0-0
9-7-0		0-1-0	0-1-0		NEUTRAL		2-3-0		1-2-0		6-0-0
2-3-0		0-0-0	0-0-0		CONFERENCE		1-2-0		0-0-0		1-1-0
0-0-0		0-0-0	0-0-0		HOME		0-0-0		0-0-0		0-0-0
2-3-0		0-0-0	0-0-0		AWAY		1-2-0		0-0-0		1-1-0
0-0-0		0-0-0	0-0-0		NEUTRAL		0-0-0		0-0-0		0-0-0
RPI S	Opponent	Score	RPI S	Opponent	Score	RPI S	Opponent	Score	RPI S	Opponent	Score
5 A	Washington	0 8	33 N	Ohio St.	2 3	53 N	San Jose St.	2 3	114 A	San Diego St.	5 7
5 N	Washington	0 2	45 A	Houston	0 8	58 A	Seattle U	2 3	118 N	Middle Tenn.	13 2
			45 A	Houston	0 8	58 A	Seattle U	1 10	118 N	Middle Tenn.	1 2
						58 N	Seattle U	3 4	142 A	Southeastern La.	7 3
						68 N	Grand Canyon	3 2	142 A	Southeastern La.	2 5
						70 N	Southeast Mo. St.	4 14	143 N	Kennesaw St.	8 12
						79 A	Ohio	4 8	176 N	Idaho St.	9 0
						79 A	Ohio	3 11	224 N	UC Santa Barbara	8 0
						79 A	Ohio	5 4	227 N	Northern Colo.	8 3
						100 N	Nicholls St.	2 1	229 A	Saint Louis	8 3
									239 N	Detroit Mercy	5 3
									254 N	Omaha	2 1
									259 A	Buffalo	4 8
									259 A	Buffalo	10 4
									272 A	Incarnate Word	1 0
									272 H	Incarnate Word	3 0
									283 N	Mississippi Val.	8 0
LAST 10 GAMES											
58 A	Seattle U	1 10	259 A	Buffalo	4 8						
79 A	Ohio	5 4	239 N	Detroit Mercy	5 3						
259 A	Buffalo	10 4	70 N	Southeast Mo. St.	4 14						
79 A	Ohio	4 8	254 N	Omaha	2 1						
79 A	Ohio	3 11	227 N	Northern Colo.	8 3						

Non-Div. I Games:

Northern Ill.

Average RPI Win: 195		WON-LOST	WINNING	LAST 10	STRENGTH OF	OPP. STRENGTH	TEAM	ADJ	CONF.	ADJ CONF.		
Average RPI Loss: 111		RECORD	PCT. RANK	GAMES	SCHEDULE	OF SCHEDULE	RPI	RPI	RPI	RPI		
DIV. I ONLY		15-15-0	.5	132	6-4-0	167	146	148	.49045	151	13	13
DIV. I NON-CONF.		12-12-0	.5	139	3-1-0	165	135	139	.49447	143	13	13
<hr/>												
TOTALS		RPI 1-25	RPI 26-50		W-L RECORDS		RPI 51-100		RPI 101-150		RPI 150+	
15-15-0		0-3-0	0-0-0		OVERALL		1-5-0		3-3-0		11-4-0	
2-2-0		0-0-0	0-0-0		HOME		0-0-0		1-0-0		1-2-0	
8-6-0		0-0-0	0-0-0		AWAY		1-3-0		2-2-0		5-1-0	
5-7-0		0-3-0	0-0-0		NEUTRAL		0-2-0		0-1-0		5-1-0	
12-12-0		0-3-0	0-0-0		NON-CONFERENCE		1-5-0		3-3-0		8-1-0	
1-0-0		0-0-0	0-0-0		HOME		0-0-0		1-0-0		0-0-0	
6-5-0		0-0-0	0-0-		AWAY		1-3-0		2-2-0		3-0-0	
5-7-0		0-3-0	0-0-0		NEUTRAL		0-2-0		0-1-0		5-1-0	
3-3-0		0-0-0	0-0-0		CONFERENCE		0-0-0		0-0-0		3-3-0	
1-2-0		0-0-0	0-0-0		HOME		0-0-0		0-0-0		1-2-0	
2-1-0		0-0-0	0-0-0		AWAY		0-0-0		0-0-0		2-1-0	
0-0-0		0-0-0	0-0-0		NEUTRAL		0-0-0		0-0-0		0-0-0	
RPI	S	Opponent	Score	RPI	S	Opponent	Score	RPI	S	Opponent	Score	
2	N	Oklahoma	3 17					116	N	Utah	3 11	
13	N	Oklahoma St.	2 13					122	A	St. John's (NY)	9 3	
17	N	Kentucky	0 8					138	A	LIU Brooklyn	3 6	
								138	H	LIU Brooklyn	4 3	
								143	A	Kennesaw St.	10 3	
								143	A	Kennesaw St.	0 2	
								167	N	Albany (NY)	2 0	
								170	A	Col. of Charleston	3 0	
								170	A	Col. of Charleston	3 4	
								170	A	Col. of Charleston	5 1	
								200	H	Delaware	8 11	
								200	H	Delaware	3 4	
								200	H	Delaware	1 0	
								222	A	Georgia St.	10 8	
								228	A	Hampton	11 2	
								242	N	Wagner	11 1	
								242	N	Wagner	9 3	
								249	A	Norfolk St.	6 0	
								256	N	Iona	13 1	
								279	N	Holy Cross	5 0	
								280	N	Morgan St.	6 12	
				LAST 10 GAMES								
				200	H	Delaware	8 11	200	H	Delaware	1 0	
				170	A	Col. of Charleston	3 4	138	A	LIU Brooklyn	3 6	
				143	A	Kennesaw St.	0 2	170	A	Col. of Charleston	5 1	
				59	A	Georgia Tech	1 2	170	A	Col. of Charleston	3 0	
				200	H	Delaware	3 4	138	H	LIU Brooklyn	4 3	

Non-Div. I Games:

Hofstra

Average RPI Win:	198	WON-LOST	WINNING	LAST 10	STRENGTH OF	OPP. STRENGTH	TEAM	ADJ	CONF.	ADJ CONF.	
Average RPI Loss:	114	RECORD	PCT. RANK	GAMES	SCHEDULE	OF SCHEDULE	RPI	RPI	RPI	RPI	
DIV. I ONLY	15-16-0	.48387	151	5-5-0	153	197	154	.48955	152	17	17
DIV. I NON-CONF.	11-11-0	.5	139	2-2-0	212	231	185	.4742	182	21	21
<hr/>											
TOTALS	RPI 1-25	RPI 26-50		W-L RECORDS	RPI 51-100		RPI 101-150		RPI 150+		
15-16-0	0-0-0	1-6-0		OVERALL	0-0-0		5-6-0		9-4-0		
5-4-0	0-0-0	1-2-0		HOME	0-0-0		2-1-0		2-1-0		
3-7-0	0-0-0	0-3-0		AWAY	0-0-0		3-3-0		0-1-0		
7-5-0	0-0-0	0-1-0		NEUTRAL	0-0-0		0-2-0		7-2-0		
11-11-0	0-0-0	0-4-0		NON-CONFERENCE	0-0-0		2-3-0		9-4-0		
2-1-0	0-0-0	0-0-0		HOME	0-0-0		0-0-0		2-1-0		
2-5-0	0-0-0	0-0-		AWAY	0-0-0		2-1-0		0-1-0		
7-5-0	0-0-0	0-1-0		NEUTRAL	0-0-0		0-2-0		7-2-0		
4-5-0	0-0-0	1-2-0		CONFERENCE	0-0-0		3-3-0		0-0-0		
3-3-0	0-0-0	1-2-0		HOME	0-0-0		2-1-0		0-0-0		
1-2-0	0-0-0	0-0-0		AWAY	0-0-0		1-2-0		0-0-0		
0-0-0	0-0-0	0-0-0		NEUTRAL	0-0-0		0-0-0		0-0-0		
RPI	S	Opponent	Score	RPI	S	Opponent	Score	RPI	S	Opponent	Score
				26	A	South Carolina	0 3				
				26	N	South Carolina	1 15				
				37	A	Georgia	0 11				
				37	A	Georgia	0 11				
				49	H	Longwood	3 1				
				49	H	Longwood	4 6				
				49	H	Longwood	2 4				
								107	A	Coastal Caro.	4 6
								121	A	East Carolina	19 0
								144	A	Campbell	3 4
								144	A	Campbell	1 2
								144	A	Campbell	9 6
								146	A	Ga. Southern	10 7
								147	H	Gardner-Webb	9 1
								147	H	Gardner-Webb	5 0
								147	H	Gardner-Webb	1 2
								148	N	Massachusetts	1 2
								148	N	Massachusetts	2 3
								168	N	UT Martin	4 6
								188	A	Charlotte	1 9
								203	N	Saint Francis (PA)	4 5
								206	H	Binghamton	2 7
								206	H	Binghamton	7 2
								206	H	Binghamton	11 5
								218	N	Columbia	5 4
								240	N	Youngstown St.	6 2
								254	N	Omaha	9 2
								259	N	Buffalo	3 2
								259	N	Buffalo	13 9
								285	N	Savannah St.	7 1
								285	N	Savannah St.	6 1
LAST 10 GAMES											
				49	H	Longwood	4 6	147	H	Gardner-Webb	9 1
				188	A	Charlotte	1 9	147	H	Gardner-Webb	5 0
				37	A	Georgia	0 11	147	H	Gardner-Webb	1 2
				144	A	Campbell	9 6	107	A	Coastal Caro.	4 6
				206	H	Binghamton	7 2	206	H	Binghamton	11 5

Non-Div. I Games:

Winthrop

Average RPI Win:		203	WON-LOST RECORD		WINNING PCT. RANK	LAST 10 GAMES	STRENGTH OF SCHEDULE		OPP. STRENGTH OF SCHEDULE	TEAM RPI	ADJ RPI	CONF. RPI	ADJ CONF. RPI
Average RPI Loss:		80											
DIV. I ONLY			12-21-0		.36364 222	6-4-0	70		123	155	.48949 153	32	32
DIV. I NON-CONF.			9-21-0		.3 239	3-4-0	53		79	168	.48194 166	32	32
TOTALS		RPI 1-25	RPI 26-50		W-L RECORDS		RPI 51-100		RPI 101-150		RPI 150+		
12-21-0		0-4-0	0-5-0		OVERALL		1-4-0		3-5-0		8-3-0		
4-2-0		0-0-0	0-2-0		HOME		0-0-0		0-0-0		4-0-0		
0-4-0		0-3-0	0-1-0		AWAY		0-0-0		0-0-0		0-0-0		
8-15-0		0-1-0	0-2-0		NEUTRAL		1-4-0		3-5-0		4-3-0		
9-21-0		0-4-0	0-5-0		NON-CONFERENCE		1-4-0		3-5-0		5-3-0		
1-2-0		0-0-0	0-2-0		HOME		0-0-0		0-0-0		1-0-0		
0-4-0		0-3-0	0-0-		AWAY		0-0-0		0-0-0		0-0-0		
8-15-0		0-1-0	0-2-0		NEUTRAL		1-4-0		3-5-0		4-3-0		
3-0-0		0-0-0	0-0-0		CONFERENCE		0-0-0		0-0-0		3-0-0		
3-0-0		0-0-0	0-0-0		HOME		0-0-0		0-0-0		3-0-0		
0-0-0		0-0-0	0-0-0		AWAY		0-0-0		0-0-0		0-0-0		
0-0-0		0-0-0	0-0-0		NEUTRAL		0-0-0		0-0-0		0-0-0		
RPI S	Opponent	Score	RPI S	Opponent	Score	RPI S	Opponent	Score	RPI S	Opponent	Score		
1 A	Florida St.	0 8	29 N	Notre Dame	1 4	52 N	Western Ky.	3 4	103 N	Chattanooga	5 4		
9 A	Florida	0 4	30 A	South Fla.	3 7	57 N	Missouri St.	4 7	110 N	Illinois St.	3 6		
9 A	Florida	1 7	46 N	Louisiana Tech	1 9	81 N	Purdue	3 7	110 N	Illinois St.	0 1		
15 N	Auburn	2 10	48 H	Troy	2 3	96 N	Syracuse	0 8	121 N	East Carolina	7 5		
			48 H	Troy	2 8	96 N	Syracuse	10 2	125 N	Providence	0 8		
									129 N	Stony Brook	1 11		
									138 N	LIU Brooklyn	7 8		
									146 N	Ga. Southern	5 1		
									154 N	Penn St.	0 2		
									160 N	Villanova	1 4		
									175 N	Colgate	16 3		
									194 H	Jacksonville	8 3		
									223 N	Tennessee St.	3 4		
									236 N	Yale	6 5		
									271 N	Siena	10 2		
									273 H	N.C. Central	6 1		
									273 H	N.C. Central	3 2		
									273 H	N.C. Central	4 2		
									274 N	Quinnipiac	6 5		
			LAST 10 GAMES										
			273 H	N.C. Central	4 2	1 A	Florida St.	0 8					
			48 H	Troy	2 8	30 A	South Fla.	3 7					
			194 H	Jacksonville	8 3	125 N	Providence	0 8					
			273 H	N.C. Central	6 1	175 N	Colgate	16 3					
			273 H	N.C. Central	3 2	274 N	Quinnipiac	6 5					

Non-Div. I Games:

Florida A&M

Average RPI Win: 165		WON-LOST	WINNING	LAST 10	STRENGTH OF		OPP. STRENGTH	TEAM	ADJ	CONF.	ADJ CONF.
Average RPI Loss: 109		RECORD	PCT. RANK	GAMES	SCHEDULE		OF SCHEDULE	RPI	RPI	RPI	RPI
DIV. I ONLY		17-17-0	.5	132	5-5-0		178	116	149	.48903	154
DIV. I NON-CONF.		15-13-0	.53571	121	3-1-0		218	117	155	.4868	159
TOTALS		RPI 1-25	RPI 26-50		W-L RECORDS		RPI 51-100		RPI 101-150		RPI 150+
17-17-0	0-0-0	0-5-0		OVERALL		2-4-0		4-4-0		11-4-0	
1-4-0	0-0-0	0-3-0		HOME		0-0-0		0-0-0		1-1-0	
4-4-0	0-0-0	0-1-0		AWAY		0-1-0		1-1-0		3-1-0	
12-9-0	0-0-0	0-1-0		NEUTRAL		2-3-0		3-3-0		7-2-0	
15-13-0	0-0-0	0-2-0		NON-CONFERENCE		2-4-0		4-4-0		9-3-0	
1-1-0	0-0-0	0-0-0		HOME		0-0-0		0-0-0		1-1-0	
2-3-0	0-0-0	0-0-		AWAY		0-1-0		1-1-0		1-0-0	
12-9-0	0-0-0	0-1-0		NEUTRAL		2-3-0		3-3-0		7-2-0	
2-4-0	0-0-0	0-3-0		CONFERENCE		0-0-0		0-0-0		2-1-0	
0-3-0	0-0-0	0-3-0		HOME		0-0-0		0-0-0		0-0-0	
2-1-0	0-0-0	0-0-0		AWAY		0-0-0		0-0-0		2-1-0	
0-0-0	0-0-0	0-0-0		NEUTRAL		0-0-0		0-0-0		0-0-0	
RPI S	Opponent	Score	RPI S	Opponent	Score	RPI S	Opponent	Score	RPI S	Opponent	Score
			35 A	UCF	2 3	83 A	FGCU	1 2	102 A	Duke	1 3
			41 H	Wisconsin	0 13	84 N	South Dakota St.	5 4	102 A	Duke	6 0
			41 H	Wisconsin	3 12	91 N	Kent St.	0 11	107 N	Coastal Caro.	1 3
			41 H	Wisconsin	2 3	91 N	Kent St.	2 9	109 N	Ball St.	10 2
			46 N	Louisiana Tech	0 6	96 N	Syracuse	1 11	109 N	Ball St.	0 1
						96 N	Syracuse	3 2	117 N	FIU	2 3
									132 N	Saint Joseph's	6 0
									137 N	Boston College	5 4
									153 N	Florida A&M	2 0
									160 N	Villanova	2 1
									166 A	Michigan St.	3 0
									166 A	Michigan St.	7 4
									166 A	Michigan St.	7 8
									180 N	Central Mich.	7 2
									180 N	Central Mich.	3 1
									187 N	Toledo	8 2
									189 A	Pittsburgh	8 3
									189 N	Pittsburgh	0 2
									238 N	Penn	1 2
									239 N	Detroit Mercy	3 1
									253 H	Robert Morris	1 4
									253 H	Robert Morris	11 0
									279 N	Holy Cross	11 3
LAST 10 GAMES											
			102 A	Duke	6 0		189 A	Pittsburgh	8 3		
			253 H	Robert Morris	11 0		166 A	Michigan St.	3 0		
			41 H	Wisconsin	3 12		166 A	Michigan St.	7 4		
			41 H	Wisconsin	2 3		166 A	Michigan St.	7 8		
			41 H	Wisconsin	0 13		253 H	Robert Morris	1 4		

Non-Div. I Games:

Penn St.

Average RPI Win:		206	WON-LOST RECORD		WINNING PCT. RANK		LAST 10 GAMES		STRENGTH OF SCHEDULE		OPP. STRENGTH OF SCHEDULE		TEAM RPI		ADJ RPI		CONF. RPI		ADJ CONF. RPI				
Average RPI Loss:		114																					
DIV. I ONLY			15-19-0		.44118	173	7-3-0		118		213		156		.48669	156	17		17				
DIV. I NON-CONF.			9-16-0		.36	212	2-2-0		50		204		153		.48772	158	21		21				
TOTALS		RPI 1-25		RPI 26-50		W-L RECORDS		RPI 51-100		RPI 101-150		RPI 150+											
15-19-0		0-2-0		0-5-0		OVERALL		0-3-0		5-3-0		10-6-0											
5-2-0		0-0-0		0-1-0		HOME		0-0-0		1-0-0		4-1-0											
5-7-0		0-2-0		0-1-0		AWAY		0-1-0		3-1-0		2-2-0											
5-10-0		0-0-0		0-3-0		NEUTRAL		0-2-0		1-2-0		4-3-0											
9-16-0		0-2-0		0-5-0		NON-CONFERENCE		0-3-0		3-2-0		6-4-0											
2-2-0		0-0-0		0-1-0		HOME		0-0-0		1-0-0		1-1-0											
2-4-0		0-2-0		0-0-		AWAY		0-1-0		1-0-0		1-0-0											
5-10-0		0-0-0		0-3-0		NEUTRAL		0-2-0		1-2-0		4-3-0											
6-3-0		0-0-0		0-0-0		CONFERENCE		0-0-0		2-1-0		4-2-0											
3-0-0		0-0-0		0-0-0		HOME		0-0-0		0-0-0		3-0-0											
3-3-0		0-0-0		0-0-0		AWAY		0-0-0		2-1-0		1-2-0											
0-0-0		0-0-0		0-0-0		NEUTRAL		0-0-0		0-0-0		0-0-0											
RPI	S	Opponent		Score		RPI	S	Opponent		Score		RPI	S	Opponent		Score							
15	A	Auburn		2	7	28	A	Virginia Tech		0	8	60	N	Iowa St.		1	2	115	N	Austin Peay		4	3
15	A	Auburn		2	5	28	H	Virginia Tech		0	10	75	A	Elon		4	8	115	N	Austin Peay		4	12
						40	N	UNLV		3	8	95	N	Appalachian St.		0	2	123	H	Virginia		6	4
						44	N	Louisville		0	6							134	N	UMass Lowell		1	2
						44	N	Louisville		0	1							145	A	UNCW		5	2
																		147	A	Gardner-Webb		2	3
																		147	A	Gardner-Webb		2	1
																		147	A	Gardner-Webb		10	2
																		170	A	Col. of Charleston		5	1
																		194	N	Jacksonville		2	5
																		199	N	Mercer		8	3
																		215	A	Charleston So.		7	9
																		215	A	Charleston So.		1	2
																		215	A	Charleston So.		3	1
																		216	N	Rhode Island		3	4
																		216	N	Rhode Island		7	1
																		244	N	Dartmouth		0	7
																		249	H	Norfolk St.		8	3
																		249	H	Norfolk St.		0	1
																		266	H	Presbyterian		10	5
																		266	H	Presbyterian		4	2
																		266	H	Presbyterian		4	3
																		286	N	Howard		15	4
																		286	N	Howard		16	3
LAST 10 GAMES																							
						15	A	Auburn		2	7	215	A	Charleston So.		7	9	286	N	Howard		15	4
						44	N	Louisville		0	6	266	H	Presbyterian		10	5	286	N	Howard		16	3
						249	H	Norfolk St.		8	3	266	H	Presbyterian		4	2						
						266	H	Presbyterian		4	3	28	A	Virginia Tech		0	8						
						147	A	Gardner-Webb		2	1	147	A	Gardner-Webb		2	3						

Non-Div. I Games:

Radford

Average RPI Win:	205	WON-LOST	WINNING	LAST 10	STRENGTH OF	OPP. STRENGTH	TEAM	ADJ	CONF.	ADJ CONF.	
Average RPI Loss:	188	RECORD	PCT. RANK	GAMES	SCHEDULE	OF SCHEDULE	RPI	RPI	RPI	RPI	
DIV. I ONLY	25-11-0	.69444	44	5-5-0	272	219	153	.48655	157	26	26
DIV. I NON-CONF.	22-8-0	.73333	40	2-2-0	286	240	141	.49191	148	26	26
<hr/>											
TOTALS	RPI 1-25	RPI 26-50		W-L RECORDS		RPI 51-100		RPI 101-150		RPI 150+	
25-11-0	0-0-0	1-0-0		OVERALL		3-0-0		3-5-0		18-6-0	
15-6-0	0-0-0	0-0-0		HOME		0-0-0		0-2-0		15-4-0	
4-3-0	0-0-0	1-0-0		AWAY		0-0-0		3-3-0		0-0-0	
6-2-0	0-0-0	0-0-0		NEUTRAL		3-0-0		0-0-0		3-2-0	
<hr/>											
22-8-0	0-0-0	1-0-0		NON-CONFERENCE		3-0-0		1-4-0		17-4-0	
14-4-0	0-0-0	0-0-0		HOME		0-0-0		0-2-0		14-2-0	
2-2-0	0-0-0	1-0-		AWAY		0-0-0		1-2-0		0-0-0	
6-2-0	0-0-0	0-0-0		NEUTRAL		3-0-0		0-0-0		3-2-0	
<hr/>											
3-3-0	0-0-0	0-0-0		CONFERENCE		0-0-0		2-1-0		1-2-0	
1-2-0	0-0-0	0-0-0		HOME		0-0-0		0-0-0		1-2-0	
2-1-0	0-0-0	0-0-0		AWAY		0-0-0		2-1-0		0-0-0	
0-0-0	0-0-0	0-0-0		NEUTRAL		0-0-0		0-0-0		0-0-0	
<hr/>											
RPI S	Opponent	Score	RPI S	Opponent	Score	RPI S	Opponent	Score	RPI S	Opponent	Score
			47 A	North Carolina	7 0	65 N	UNC Greensboro	4 3	124 A	Towson	1 6
						73 N	Maryland	5 2	124 A	Towson	10 3
						85 N	Fla. Atlantic	6 0	129 H	Stony Brook	5 6
									129 H	Stony Brook	5 6
									132 A	Saint Joseph's	4 7
									132 A	Saint Joseph's	7 5
									132 A	Saint Joseph's	5 2
									147 A	Gardner-Webb	1 10
									158 N	Furman	9 4
									158 N	Furman	6 4
									208 H	Fordham	6 3
									208 H	Fordham	4 9
									208 H	Fordham	2 4
									211 N	Fairfield	5 6
									232 H	UMBC	11 3
									235 H	Georgetown	8 1
									235 N	Georgetown	11 2
									235 N	Georgetown	2 7
									252 H	Mt. St. Mary's	5 1
									252 H	Mt. St. Mary's	7 6
									261 H	Oakland	8 7
									261 H	Oakland	2 4
			LAST 10 GAMES						262 H	Manhattan	5 4
			124 A	Towson	10 3	252 H	Mt. St. Mary's	5 1	262 H	Manhattan	10 1
			124 A	Towson	1 6	286 H	Howard	9 1	262 H	Manhattan	13 5
			277 H	Lafayette	7 4	132 A	Saint Joseph's	7 5	268 H	Canisius	10 8
			277 H	Lafayette	2 0	208 H	Fordham	6 3	268 H	Canisius	2 0
			252 H	Mt. St. Mary's	7 6	280 H	Morgan St.	8 1	277 H	Lafayette	

Non-Div. I Games:

George Washington

RPI	S	Opponent	Score	
277	H	Lafayette	7	4
280	H	Morgan St.	4	5
280	H	Morgan St.	8	1
286	H	Howard	9	1
286	H	Howard	11	9

George Washington

G
e
o
r
g
e
W
a
s
h
i
n
g
t
o
n

G
e
o
r
g
e
W
a
s
h
i
n
g
t
o
n

Average RPI Win: 152		WON-LOST RECORD		WINNING PCT. RANK		LAST 10 GAMES		STRENGTH OF SCHEDULE		OPP. STRENGTH OF SCHEDULE		TEAM RPI		ADJ RPI		CONF. RPI		ADJ CONF. RPI	
DIV. I ONLY		10-22-0		.3125 239		3-7-0		47		172		162		.48628 158		14		14	
DIV. I NON-CONF.		8-18-0		.30769 237		1-3-0		34		187		158		.48955 155		14		15	
TOTALS		RPI 1-25		RPI 26-50		W-L RECORDS		RPI 51-100		RPI 101-150		RPI 150+							
10-22-0		0-2-0		2-4-0		OVERALL		0-1-0		4-11-0		4-4-0							
2-5-0		0-0-0		0-0-0		HOME		0-1-0		1-3-0		1-1-0							
3-7-0		0-1-0		0-1-0		AWAY		0-0-0		2-5-0		1-0-0							
5-10-0		0-1-0		2-3-0		NEUTRAL		0-0-0		1-3-0		2-3-0							
8-18-0		0-2-0		2-4-0		NON-CONFERENCE		0-1-0		2-7-0		4-4-0							
1-3-0		0-0-0		0-0-0		HOME		0-1-0		0-1-0		1-1-0							
2-5-0		0-1-0		0-0-		AWAY		0-0-0		1-3-0		1-0-0							
5-10-0		0-1-0		2-3-0		NEUTRAL		0-0-0		1-3-0		2-3-0							
2-4-0		0-0-0		0-0-0		CONFERENCE		0-0-0		2-4-0		0-0-0							
1-2-0		0-0-0		0-0-0		HOME		0-0-0		1-2-0		0-0-0							
1-2-0		0-0-0		0-0-0		AWAY		0-0-0		1-2-0		0-0-0							
0-0-0		0-0-0		0-0-0		NEUTRAL		0-0-0		0-0-0		0-0-0							
RPI	S	Opponent		Score		RPI	S	Opponent		Score		RPI	S	Opponent		Score			
15	A	Auburn		1	15	27	N	Drake		3	11	59	H	Georgia Tech		2	14		
16	N	Texas Tech		0	5	30	A	South Fla.		1	7			103 H Chattanooga		0	9		
						35	N	UCF		3	2			103 H Chattanooga		2	3		
						38	N	Indiana		5	1			109 N Ball St.		2	8		
						41	N	Wisconsin		1	4			118 N Middle Tenn.		4	0		
						48	N	Troy		0	9			123 H Virginia		1	10		
														125 N Providence		4	5		
														126 N UAB		4	11		
														130 A Samford		4	9		
														130 A Samford		6	4		
														130 A Samford		2	7		
														146 A Ga. Southern		4	6		
														146 A Ga. Southern		4	8		
														147 A Gardner-Webb		7	5		
														147 A Gardner-Webb		2	12		
														157 N George Washington		4	9		
														157 N George Washington		4	6		
														206 H Binghamton		9	11		
														206 H Binghamton		11	2		
														235 N Georgetown		7	6		
														238 A Penn		4	1		
														263 N Central Conn. St.		1	3		
														272 N Incarnate Word		7	4		
LAST 10 GAMES																			
						146	A	Ga. Southern		4	6	130	A	Samford		6	4		
						146	A	Ga. Southern		4	8	130	A	Samford		2	7		
						130	A	Samford		4	9	103	H	Chattanooga		2	0		
						103	H	Chattanooga		0	9	103	H	Chattanooga		2	3		
						206	H	Binghamton		11	2	206	H	Binghamton		9	11		

Non-Div. I Games:

Furman

Average RPI Win:		194	WON-LOST RECORD		WINNING PCT. RANK		LAST 10 GAMES		STRENGTH OF SCHEDULE		OPP. STRENGTH OF SCHEDULE		TEAM RPI	ADJ RPI		CONF. RPI	ADJ CONF. RPI
Average RPI Loss:		139															
DIV. I ONLY			22-17-0		.5641 107		6-4-0		238		178		165	.48609 159		22	21
DIV. I NON-CONF.			17-16-0		.51515 138		1-3-0		197		206		164	.48813 157		20	20
TOTALS		RPI 1-25		RPI 26-50		W-L RECORDS		RPI 51-100		RPI 101-150		RPI 150+					
22-17-0		1-1-0		0-1-0		OVERALL		3-3-0		1-3-0		17-9-0					
3-0-0		0-0-0		0-0-0		HOME		0-0-0		0-0-0		3-0-0					
6-6-0		0-0-0		0-1-0		AWAY		1-2-0		0-0-0		5-3-0					
13-11-0		1-1-0		0-0-0		NEUTRAL		2-1-0		1-3-0		9-6-0					
17-16-0		1-1-0		0-1-0		NON-CONFERENCE		3-3-0		1-3-0		12-8-0					
0-0-0		0-0-0		0-0-0		HOME		0-0-0		0-0-0		0-0-0					
4-5-0		0-0-0		0-0-		AWAY		1-2-0		0-0-0		3-2-0					
13-11-0		1-1-0		0-0-0		NEUTRAL		2-1-0		1-3-0		9-6-0					
5-1-0		0-0-0		0-0-0		CONFERENCE		0-0-0		0-0-0		5-1-0					
3-0-0		0-0-0		0-0-0		HOME		0-0-0		0-0-0		3-0-0					
2-1-0		0-0-0		0-0-0		AWAY		0-0-0		0-0-0		2-1-0					
0-0-0		0-0-0		0-0-0		NEUTRAL		0-0-0		0-0-0		0-0-0					
RPI	S	Opponent		Score		RPI	S	Opponent		Score		RPI	S	Opponent		Score	
18	N	James Madison		1	9	34	A	Arizona St.		0	12	60	N	Iowa St.		1	2
22	N	Michigan		6	4							68	A	Grand Canyon		0	3
												68	A	Grand Canyon		4	1
												69	A	Loyola Marymount		2	5
												81	N	Purdue		4	2
												86	N	New Mexico St.		4	3
												109	N	Ball St.		4	10
												116	N	Utah		1	5
												118	N	Middle Tenn.		3	1
												140	N	Murray St.		4	8
												167	N	Albany (NY)		2	0
												169	N	UConn		0	7
												169	N	UConn		0	8
												181	N	Dayton		18	0
												181	N	Dayton		3	4
												183	A	Western Ill.		3	2
												183	A	Western Ill.		4	3
												183	A	Western Ill.		3	6
												192	N	Lehigh		2	6
												195	A	Creighton		5	11
												207	N	Central Ark.		1	9
												209	A	California Baptist		2	0
												209	A	California Baptist		6	7
												214	N	George Mason		9	7
												215	A	Charleston So.		8	6
												215	A	Charleston So.		8	2
												227	N	Northern Colo.		11	1
												237	N	Drexel		5	20
												237	N	Drexel		11	8
												245	H	Purdue Fort Wayne		10	0
												245	H	Purdue Fort Wayne		6	0
												245	H	Purdue Fort Wayne		7	0
												264	N	Cleveland St.		9	0
				LAST 10 GAMES													
				215	A	Charleston So.		8	2	245	H	Purdue Fort Wayne		7	0		
				245	H	Purdue Fort Wayne		10	0	195	A	Creighton		5	11		
				183	A	Western Ill.		3	2	183	A	Western Ill.		3	6		
				209	A	California Baptist		6	7	183	A	Western Ill.		4	3		
				245	H	Purdue Fort Wayne		6	0	169	N	UConn		0	7		

Non-Div. I Games:

South Dakota

RPI	S	Opponent	Score	
274	N	Quinnipiac	4	0
289	N	Cornell	6	0
294	N	UMES	13	2

South Dakota

S
o
u
t
h
D
a
k
o
t
a

S
o
u
t
h
D
a
k
o
t
a

Average RPI Win:	201	WON-LOST RECORD	WINNING PCT. RANK	LAST 10 GAMES	STRENGTH OF SCHEDULE	OPP. STRENGTH OF SCHEDULE	TEAM RPI	ADJ RPI	CONF. RPI	ADJ CONF. RPI			
DIV. I ONLY		16-15-0	.51613	128	5-5-0	195	169	158	.48581	160	18	19	
DIV. I NON-CONF.		15-13-0	.53571	121	4-3-0	189	175	144	.49356	144	19	19	
<hr/>													
TOTALS	RPI 1-25	RPI 26-50		W-L RECORDS		RPI 51-100		RPI 101-150		RPI 150+			
16-15-0	0-2-0	0-3-0		OVERALL		1-2-0		3-2-0		12-6-0			
1-1-0	0-0-0	0-0-0		HOME		0-0-0		0-1-0		1-0-0			
3-5-0	0-2-0	0-0-0		AWAY		0-1-0		1-0-0		2-2-0			
12-9-0	0-0-0	0-3-0		NEUTRAL		1-1-0		2-1-0		9-4-0			
15-13-0	0-2-0	0-3-0		NON-CONFERENCE		1-2-0		3-2-0		11-4-0			
1-1-0	0-0-0	0-0-0		HOME		0-0-0		0-1-0		1-0-0			
2-3-0	0-2-0	0-0-		AWAY		0-1-0		1-0-0		1-0-0			
12-9-0	0-0-0	0-3-0		NEUTRAL		1-1-0		2-1-0		9-4-0			
1-2-0	0-0-0	0-0-0		CONFERENCE		0-0-0		0-0-0		1-2-0			
0-0-0	0-0-0	0-0-0		HOME		0-0-0		0-0-0		0-0-0			
1-2-0	0-0-0	0-0-0		AWAY		0-0-0		0-0-0		1-2-0			
0-0-0	0-0-0	0-0-0		NEUTRAL		0-0-0		0-0-0		0-0-0			
RPI	S	Opponent	Score	RPI	S	Opponent	Score	RPI	S	Opponent	Score		
15	A	Auburn	1 11	32	N	Missouri	0 7	54	N	North Dakota St.	1 6		
15	A	Auburn	0 8	41	N	Wisconsin	1 13	73	A	Maryland	5 6		
				48	N	Troy	1 6	92	N	Iowa	4 2		
										103	H	Chattanooga	1 2
										117	N	FIU	0 4
										132	A	Saint Joseph's	3 2
										138	N	LIU Brooklyn	9 3
										148	N	Massachusetts	4 1
										153	N	Florida A&M	4 1
										154	N	Penn St.	1 2
										179	A	Seton Hall	16 0
										179	A	Seton Hall	9 11
										179	A	Seton Hall	6 7
										185	N	Stetson	3 8
										198	N	Bethune-Cookman	8 1
										201	N	Eastern Ill.	5 2
										201	N	Eastern Ill.	13 4
										203	N	Saint Francis (PA)	7 0
										211	H	Fairfield	9 5
										216	N	Rhode Island	3 5
										232	N	UMBC	0 3
										239	N	Detroit Mercy	5 3
										266	N	Presbyterian	8 0
										279	N	Holy Cross	10 7
										290	A	La Salle	8 7
										293	N	Saint Peter's	12 1
				LAST 10 GAMES									
				290	A	La Salle	8 7	211	H	Fairfield	9 5		
				179	A	Seton Hall	16 0	232	N	UMBC	0 3		
				179	A	Seton Hall	9 11	293	N	Saint Peter's	12 1		
				179	A	Seton Hall	6 7	73	A	Maryland	5 6		
				132	A	Saint Joseph's	3 2	216	N	Rhode Island	3 5		

Non-Div. I Games:

Villanova

Average RPI Win:		171	WON-LOST RECORD		WINNING PCT. RANK		LAST 10 GAMES		STRENGTH OF SCHEDULE		OPP. STRENGTH OF SCHEDULE		TEAM RPI		ADJ RPI		CONF. RPI		ADJ CONF. RPI	
DIV. I ONLY				13-21-0		.38235 213		7-3-0		131		53		161		.48513 161		3 3		
DIV. I NON-CONF.				11-20-0		.35484 218		5-2-0		120		55		172		.47863 172		3 3		
TOTALS		RPI 1-25		RPI 26-50		W-L RECORDS		RPI 51-100		RPI 101-150		RPI 150+								
13-21-0		0-5-0		0-5-0		OVERALL		2-6-0		5-3-0		6-2-0								
9-6-0		0-2-0		0-0-0		HOME		2-3-0		2-0-0		5-1-0								
0-5-0		0-1-0		0-1-0		AWAY		0-2-0		0-1-0		0-0-0								
4-10-0		0-2-0		0-4-0		NEUTRAL		0-1-0		3-2-0		1-1-0								
11-20-0		0-5-0		0-5-0		NON-CONFERENCE		0-5-0		5-3-0		6-2-0								
7-5-0		0-2-0		0-0-0		HOME		0-2-0		2-0-0		5-1-0								
0-5-0		0-1-0		0-0-		AWAY		0-2-0		0-1-0		0-0-0								
4-10-0		0-2-0		0-4-0		NEUTRAL		0-1-0		3-2-0		1-1-0								
2-1-0		0-0-0		0-0-0		CONFERENCE		2-1-0		0-0-0		0-0-0								
2-1-0		0-0-0		0-0-0		HOME		2-1-0		0-0-0		0-0-0								
0-0-0		0-0-0		0-0-0		AWAY		0-0-0		0-0-0		0-0-0								
0-0-0		0-0-0		0-0-0		NEUTRAL		0-0-0		0-0-0		0-0-0								
RPI	S	Opponent		Score		RPI	S	Opponent		Score		RPI	S	Opponent		Score				
11	A	Tennessee		0	9	32	N	Missouri		2	3	61	A	NC State		1	4			
19	H	Tulsa		0	4	32	N	Missouri		0	12	67	H	Baylor		9	8			
19	H	Tulsa		5	11	34	A	Arizona St.		6	14	67	H	Baylor		7	1			
20	N	Stanford		3	12	39	N	Oregon		5	14	67	H	Baylor		2	3			
24	N	Mississippi St.		3	6	44	N	Louisville		3	5	70	H	Southeast Mo. St.		0	2			
												70	H	Southeast Mo. St.		1	2			
												90	A	Wichita St.		10	11			
												92	N	Iowa		1	2			

Non-Div. I Games:

Kansas

Average RPI Win: 215		WON-LOST	WINNING	LAST 10	STRENGTH OF		OPP. STRENGTH	TEAM	ADJ	CONF.	ADJ CONF.
Average RPI Loss: 79		RECORD	PCT. RANK	GAMES	SCHEDULE		OF SCHEDULE	RPI	RPI	RPI	RPI
DIV. I ONLY		17-15-0	.53125	118	6-4-0		207	133	159	.48457	162
DIV. I NON-CONF.		14-15-0	.48276	146	3-4-0		169	112	149	.49039	152
TOTALS		RPI 1-25	RPI 26-50		W-L RECORDS		RPI 51-100		RPI 101-150		RPI 150+
17-15-0		0-4-0	0-0-0		OVERALL		1-7-0		3-2-0		13-2-0
5-0-0		0-0-0	0-0-0		HOME		0-0-0		1-0-0		4-0-0
0-6-0		0-2-0	0-0-0		AWAY		0-3-0		0-1-0		0-0-0
12-9-0		0-2-0	0-0-0		NEUTRAL		1-4-0		2-1-0		9-2-0
14-15-0		0-4-0	0-0-0		NON-CONFERENCE		1-7-0		3-2-0		10-2-0
2-0-0		0-0-0	0-0-0		HOME		0-0-0		1-0-0		1-0-0
0-6-0		0-2-0	0-0-		AWAY		0-3-0		0-1-0		0-0-0
12-9-0		0-2-0	0-0-0		NEUTRAL		1-4-0		2-1-0		9-2-0
3-0-0		0-0-0	0-0-0		CONFERENCE		0-0-0		0-0-0		3-0-0
3-0-0		0-0-0	0-0-0		HOME		0-0-0		0-0-0		3-0-0
0-0-0		0-0-0	0-0-0		AWAY		0-0-0		0-0-0		0-0-0
0-0-0		0-0-0	0-0-0		NEUTRAL		0-0-0		0-0-0		0-0-0
RPI S	Opponent	Score	RPI S	Opponent	Score	RPI S	Opponent	Score	RPI S	Opponent	Score
3 N	UCLA	0 12				55 A	Cal St. Fullerton	1 3	106 N	UIC	3 4
11 N	Tennessee	0 4				60 N	Iowa St.	0 1	107 A	Coastal Caro.	0 6
23 A	Arkansas	7 12				62 N	Liberty	0 5	114 N	San Diego St.	6 0
23 A	Arkansas	2 4				69 A	Loyola Marymount	1 2	141 N	Northwestern St.	1 0
						69 A	Loyola Marymount	2 3	148 H	Massachusetts	3 1
						77 N	Long Beach St.	0 9	169 N	UConn	7 3
						89 N	BYU	7 6	169 N	UConn	9 3
						98 N	DePaul	2 4	170 N	Col. of Charleston	0 1
									212 N	Bowling Green	9 3
									212 N	Bowling Green	4 0
									216 H	Rhode Island	4 1
									253 N	Robert Morris	4 0
									254 N	Omaha	6 1
									256 N	Iona	0 1
									271 N	Siena	5 1
									279 H	Holy Cross	3 0
									279 H	Holy Cross	2 0
									279 H	Holy Cross	7 1
									284 N	Rider	8 0
									284 N	Rider	8 2
LAST 10 GAMES											
169 N	UConn	9 3	216 H	Rhode Island	4 1						
69 A	Loyola Marymount	2 3	271 N	Siena	5 1						
279 H	Holy Cross	3 0	256 N	Iona	0 1						
279 H	Holy Cross	2 0	148 H	Massachusetts	3 1						
279 H	Holy Cross	7 1	60 N	Iowa St.	0 1						

Non-Div. I Games:

Boston U.

Average RPI Win:		194	WON-LOST RECORD		WINNING PCT. RANK	LAST 10 GAMES	STRENGTH OF SCHEDULE		OPP. STRENGTH OF SCHEDULE	TEAM RPI	ADJ RPI	CONF. RPI	ADJ CONF. RPI				
Average RPI Loss:		118															
DIV. I ONLY			17-16-0		.51515	130	5-5-0		198	174	162	.48358	163	24	24		
DIV. I NON-CONF.			15-13-0		.53571	121	3-2-0		127	179	114	.51198	117	23	23		
TOTALS		RPI 1-25		RPI 26-50		W-L RECORDS		RPI 51-100		RPI 101-150		RPI 150+					
17-16-0		0-4-0		0-1-0		OVERALL		3-3-0		2-3-0		12-5-0					
12-6-0		0-0-0		0-0-0		HOME		3-1-0		1-1-0		8-4-0					
3-3-0		0-0-0		0-0-0		AWAY		0-1-0		1-2-0		2-0-0					
2-7-0		0-4-0		0-1-0		NEUTRAL		0-1-0		0-0-0		2-1-0					
15-13-0		0-4-0		0-1-0		NON-CONFERENCE		3-3-0		2-1-0		10-4-0					
10-5-0		0-0-0		0-0-0		HOME		3-1-0		1-1-0		6-3-0					
3-1-0		0-0-0		0-0-		AWAY		0-1-0		1-0-0		2-0-0					
2-7-0		0-4-0		0-1-0		NEUTRAL		0-1-0		0-0-0		2-1-0					
2-3-0		0-0-0		0-0-0		CONFERENCE		0-0-0		0-2-0		2-1-0					
2-1-0		0-0-0		0-0-0		HOME		0-0-0		0-0-0		2-1-0					
0-2-0		0-0-0		0-0-0		AWAY		0-0-0		0-2-0		0-0-0					
0-0-0		0-0-0		0-0-0		NEUTRAL		0-0-0		0-0-0		0-0-0					
RPI	S	Opponent		Score		RPI	S	Opponent		Score		RPI	S	Opponent		Score	
23	N	Arkansas		2	8	35	N	UCF		5	6	51	N	Southern Ill.		1	6
24	N	Mississippi St.		5	8							64	A	UC Davis		0	4
25	N	Boise St.		3	7							66	H	California		1	3
25	N	Boise St.		2	5							69	H	Loyola Marymount		3	1
												69	H	Loyola Marymount		4	1
												69	H	Loyola Marymount		4	2

Non-Div. I Games:

Sacramento St.

Average RPI Win: 236		WON-LOST	WINNING	LAST 10	STRENGTH OF		OPP. STRENGTH	TEAM	ADJ	CONF.	ADJ CONF.
Average RPI Loss: 64		RECORD	PCT. RANK	GAMES	SCHEDULE		OF SCHEDULE	RPI	RPI	RPI	RPI
DIV. I ONLY		9-13-0	.40909	199	6-4-0		134	134	168	.48171	164
DIV. I NON-CONF.		7-13-0	.35	219	4-4-0		90	115	171	.47916	170
TOTALS		RPI 1-25	RPI 26-50		W-L RECORDS		RPI 51-100		RPI 101-150		RPI 150+
9-13-0		0-2-0	0-5-0		OVERALL		0-2-0		1-4-0		8-0-0
0-0-0		0-0-0	0-0-0		HOME		0-0-0		0-0-0		0-0-0
2-4-0		0-1-0	0-3-0		AWAY		0-0-0		0-0-0		2-0-0
7-9-0		0-1-0	0-2-0		NEUTRAL		0-2-0		1-4-0		6-0-0
7-13-0		0-2-0	0-5-0		NON-CONFERENCE		0-2-0		1-4-0		6-0-0
0-0-0		0-0-0	0-0-0		HOME		0-0-0		0-0-0		0-0-0
0-4-0		0-1-0	0-0-		AWAY		0-0-0		0-0-0		0-0-0
7-9-0		0-1-0	0-2-0		NEUTRAL		0-2-0		1-4-0		6-0-0
2-0-0		0-0-0	0-0-0		CONFERENCE		0-0-0		0-0-0		2-0-0
0-0-0		0-0-0	0-0-0		HOME		0-0-0		0-0-0		0-0-0
2-0-0		0-0-0	0-0-0		AWAY		0-0-0		0-0-0		2-0-0
0-0-0		0-0-0	0-0-0		NEUTRAL		0-0-0		0-0-0		0-0-0
RPI S	Opponent	Score	RPI S	Opponent	Score	RPI S	Opponent	Score	RPI S	Opponent	Score
20 N	Stanford	1 5	26 N	South Carolina	2 7	84 N	South Dakota St.	0 1	103 N	Chattanooga	1 2
22 A	Michigan	0 3	29 A	Notre Dame	4 11	92 N	Iowa	1 6	113 N	CSUN	2 9
			30 A	South Fla.	3 5				116 N	Utah	2 8
			34 A	Arizona St.	4 8				122 N	St. John's (NY)	4 5
			42 N	Oregon St.	3 8				148 N	Massachusetts	6 5
									203 N	Saint Francis (PA)	10 8
									206 N	Binghamton	8 5
									238 N	Penn	8 1
									239 N	Detroit Mercy	5 0
									270 A	Akron	18 10
									270 A	Akron	4 3
									272 N	Incarnate Word	2 0
									279 N	Holy Cross	4 2
			LAST 10 GAMES								
			270 A	Akron	18 10	203 N	Saint Francis (PA)	10 8			
			270 A	Akron	4 3	279 N	Holy Cross	4 2			
			29 A	Notre Dame	4 11	103 N	Chattanooga	1 2			
			22 A	Michigan	0 3	122 N	St. John's (NY)	4 5			
			148 N	Massachusetts	6 5	238 N	Penn	8 1			

Non-Div. I Games:

Western Mich.

Average RPI Win:	194	WON-LOST RECORD	WINNING PCT. RANK	LAST 10 GAMES		STRENGTH OF SCHEDULE	OPP. STRENGTH OF SCHEDULE	TEAM RPI	ADJ RPI	CONF. RPI	ADJ CONF. RPI
DIV. I ONLY		17-20-0	.45946 162	5-5-0		191	82	171	.48107 165	20	18
DIV. I NON-CONF.		8-16-0	.33333 225	0-2-0		74	58	163	.48544 161	15	14
TOTALS	RPI 1-25	RPI 26-50	W-L RECORDS	RPI 51-100	RPI 101-150	RPI 150+					
17-20-0	0-2-0	0-7-0	OVERALL	3-4-0	1-5-0	13-2-0					
12-3-0	0-0-0	0-0-0	HOME	0-0-0	1-1-0	11-2-0					
3-7-0	0-1-0	0-3-0	AWAY	3-3-0	0-0-0	0-0-0					
2-10-0	0-1-0	0-4-0	NEUTRAL	0-1-0	0-4-0	2-0-0					
8-16-0	0-2-0	0-7-0	NON-CONFERENCE	2-2-0	1-5-0	5-0-0					
5-1-0	0-0-0	0-0-0	HOME	0-0-0	1-1-0	4-0-0					
2-5-0	0-1-0	0-0-	AWAY	2-1-0	0-0-0	0-0-0					
1-10-0	0-1-0	0-4-0	NEUTRAL	0-1-0	0-4-0	1-0-0					
9-4-0	0-0-0	0-0-0	CONFERENCE	1-2-0	0-0-0	8-2-0					
7-2-0	0-0-0	0-0-0	HOME	0-0-0	0-0-0	7-2-0					
1-2-0	0-0-0	0-0-0	AWAY	1-2-0	0-0-0	0-0-0					
1-0-0	0-0-0	0-0-0	NEUTRAL	0-0-0	0-0-0	1-0-0					
RPI S Opponent Score	RPI S Opponent Score	RPI S Opponent Score	RPI S Opponent Score								
4 A LSU 1 4	41 N Wisconsin 0 8	78 A Texas St. 1 4	108 N Nebraska 2 14								
16 N Texas Tech 1 3	41 N Wisconsin 0 8	82 A Sam Houston St. 2 5	108 N Nebraska 4 6								
	43 A Texas A&M 1 9	82 A Sam Houston St. 5 3	111 H UTSA 0 9								
	43 A Texas A&M 7 10	82 A Sam Houston St. 2 3	115 H Austin Peay 3 0								
	46 A Louisiana Tech 0 3	83 A FGCU 2 1	117 N FIU 0 7								
	49 N Longwood 1 9	83 A FGCU 4 1	117 N FIU 5 8								
	49 N Longwood 3 6	93 N Memphis 0 3	207 H Central Ark. 1 0								
			207 H Central Ark. 2 1								
			207 H Central Ark. 5 8								
			216 H Rhode Island 4 1								
			216 H Rhode Island 2 1								
			220 H A&M-Corpus Christi 5 4								
			220 H A&M-Corpus Christi 9 5								
			220 H A&M-Corpus Christi 5 4								
			220 N A&M-Corpus Christi 4 1								
			226 H Abilene Christian 5 4								
			226 H Abilene Christian 3 5								
			226 H Abilene Christian 2 0								
			248 H Maine 7 2								
			248 H Maine 4 2								
			254 N Omaha 7 5								
LAST 10 GAMES											
82 A Sam Houston St. 5 3	49 N Longwood 3 6										
46 A Louisiana Tech 0 3	220 N A&M-Corpus Christi 4 1										
49 N Longwood 1 9	220 H A&M-Corpus Christi 5 4										
43 A Texas A&M 7 10	226 H Abilene Christian 3 5										
43 A Texas A&M 1 9	207 H Central Ark. 2 1										

Non-Div. I Games:

Lamar University

Average RPI Win:		169	WON-LOST RECORD		WINNING PCT. RANK		LAST 10 GAMES		STRENGTH OF SCHEDULE		OPP. STRENGTH OF SCHEDULE		TEAM RPI		ADJ RPI		CONF. RPI		ADJ CONF. RPI	
DIV. I ONLY			11-21-0		.34375 229		4-6-0		85		103		164		.48056 166		4		4	
DIV. I NON-CONF.			10-16-0		.38462 200		3-1-0		97		89		159		.48421 164		5		5	
TOTALS		RPI 1-25		RPI 26-50		W-L RECORDS		RPI 51-100		RPI 101-150		RPI 150+								
11-21-0		0-4-0		0-4-0		OVERALL		2-4-0		1-4-0		8-5-0								
1-2-0		0-0-0		0-0-0		HOME		0-0-0		0-0-0		1-2-0								
2-9-0		0-3-0		0-3-0		AWAY		1-3-0		1-0-0		0-0-0								
8-10-0		0-1-0		0-1-0		NEUTRAL		1-1-0		0-4-0		7-3-0								
10-16-0		0-4-0		0-1-0		NON-CONFERENCE		2-4-0		1-4-0		7-3-0								
0-0-0		0-0-0		0-0-0		HOME		0-0-0		0-0-0		0-0-0								
2-6-0		0-3-0		0-0-		AWAY		1-3-0		1-0-0		0-0-0								
8-10-0		0-1-0		0-1-0		NEUTRAL		1-1-0		0-4-0		7-3-0								
1-5-0		0-0-0		0-3-0		CONFERENCE		0-0-0		0-0-0		1-2-0								
1-2-0		0-0-0		0-0-0		HOME		0-0-0		0-0-0		1-2-0								
0-3-0		0-0-0		0-3-0		AWAY		0-0-0		0-0-0		0-0-0								
0-0-0		0-0-0		0-0-0		NEUTRAL		0-0-0		0-0-0		0-0-0								
RPI	S	Opponent		Score		RPI	S	Opponent		Score		RPI	S	Opponent		Score				
10	A	Alabama		1	2	38	A	Indiana		8	13	59	A	Georgia Tech		2	11			
15	A	Auburn		2	3	38	A	Indiana		2	15	59	A	Georgia Tech		3	10			
15	A	Auburn		0	5	38	A	Indiana		3	6	68	A	Grand Canyon		2	7			
25	N	Boise St.		1	9	44	N	Louisville		1	14	87	A	Miami (OH)		12	2			
												93	N	Memphis		9	11			
												93	N	Memphis		11	6			
														115 N Austin Peay		2	5			
														117 A FIU		5	0			
														120 N Southern Miss.		2	5			
														137 N Boston College		7	9			
														137 N Boston College		6	7			
														154 H Penn St.		4	7			
														154 H Penn St.		0	3			
														154 H Penn St.		8	7			
														169 N UConn		2	3			
														181 N Dayton		9	1			
														181 N Dayton		4	2			
														199 N Mercer		6	5			
														199 N Mercer		6	5			
														203 N Saint Francis (PA)		8	0			
														203 N Saint Francis (PA)		8	2			
														221 N North Dakota		5	6			
														221 N North Dakota		5	9			
														247 N Bryant		3	0			
LAST 10 GAMES																				
						199	N	Mercer		6	5	38	A	Indiana		3	6			
						68	A	Grand Canyon		2	7	38	A	Indiana		8	13			
						25	N	Boise St.		1	9	154	H	Penn St.		0	3			
						59	A	Georgia Tech		2	11	154	H	Penn St.		4	7			
						38	A	Indiana		2	15	154	H	Penn St.		8	7			

Non-Div. I Games:

Michigan St.

Average RPI Win:	229	WON-LOST RECORD	WINNING PCT. RANK	LAST 10 GAMES	STRENGTH OF SCHEDULE	OPP. STRENGTH OF SCHEDULE	TEAM RPI	ADJ RPI	CONF. RPI	ADJ CONF. RPI	
Average RPI Loss:	169										
DIV. I ONLY	11-9-0	.55	112	6-4-0	190	261	160	.48051	167	23	23
DIV. I NON-CONF.	10-9-0	.52632	128	5-4-0	204	265	174	.47295	184	24	24
<hr/>											
TOTALS	RPI 1-25	RPI 26-50		W-L RECORDS	RPI 51-100		RPI 101-150		RPI 150+		
11-9-0	0-0-0	0-0-0		OVERALL	0-2-0		0-1-0		11-6-0		
2-1-0	0-0-0	0-0-0		HOME	0-0-0		0-0-0		2-1-0		
5-1-0	0-0-0	0-0-0		AWAY	0-0-0		0-0-0		5-1-0		
4-7-0	0-0-0	0-0-0		NEUTRAL	0-2-0		0-1-0		4-4-0		
<hr/>											
10-9-0	0-0-0	0-0-0		NON-CONFERENCE	0-2-0		0-1-0		10-6-0		
2-1-0	0-0-0	0-0-0		HOME	0-0-0		0-0-0		2-1-0		
4-1-0	0-0-0	0-0-		AWAY	0-0-0		0-0-0		4-1-0		
4-7-0	0-0-0	0-0-0		NEUTRAL	0-2-0		0-1-0		4-4-0		
<hr/>											
1-0-0	0-0-0	0-0-0		CONFERENCE	0-0-0		0-0-0		1-0-0		
0-0-0	0-0-0	0-0-0		HOME	0-0-0		0-0-0		0-0-0		
1-0-0	0-0-0	0-0-0		AWAY	0-0-0		0-0-0		1-0-0		
0-0-0	0-0-0	0-0-0		NEUTRAL	0-0-0		0-0-0		0-0-0		
<hr/>											
RPI S	Opponent	Score	RPI S	Opponent	Score	RPI S	Opponent	Score	RPI S	Opponent	Score
						80 N	North Florida	1 4	118 N	Middle Tenn.	2 4
						81 N	Purdue	8 10	151 N	Hofstra	0 2
						159 N	South Dakota	0 2	175 H	Colgate	1 4
						175 H	Colgate	9 7	175 H	Colgate	8 2
						214 A	George Mason	7 2	232 A	UMBC	11 3
						235 N	Georgetown	6 3	237 N	Drexel	6 5
						237 N	Drexel	2 0	249 A	Norfolk St.	0 1
						252 A	Mt. St. Mary's	5 2	252 A	Mt. St. Mary's	4 2
						252 N	Mt. St. Mary's	4 9	253 A	Robert Morris	5 4
						253 N	Robert Morris	8 3	253 N	Robert Morris	1 5
						LAST 10 GAMES					
						252 A	Mt. St. Mary's	5 2	232 A	UMBC	11 3
						175 H	Colgate	1 4	253 N	Robert Morris	8 3
						175 H	Colgate	8 2	252 A	Mt. St. Mary's	4 2
						253 A	Robert Morris	5 4	249 A	Norfolk St.	0 1
						253 N	Robert Morris	1 5	252 N	Mt. St. Mary's	4 9

Non-Div. I Games:

Albany (NY)

U
T
M
a
r
t
i
n

UT Martin

RPI	S	Opponent	Score	
283	N	Mississippi Val.	8	0
285	N	Savannah St.	11	0

UT Martin

U
T
M
a
r
t
i
n

U
T
M
a
r
t
i
n

Average RPI Win: 173		WON-LOST	WINNING	LAST 10	STRENGTH OF	OPP. STRENGTH	TEAM	ADJ	CONF.	ADJ CONF.													
Average RPI Loss: 94		RECORD	PCT. RANK	GAMES	SCHEDULE	OF SCHEDULE	RPI	RPI	RPI	RPI													
DIV. I ONLY		11-18-0	.37931	215	4-6-0	120	107	166	.4801	169	6	6											
DIV. I NON-CONF.		9-14-0	.3913	195	2-2-0	178	118	198	.46274	198	6	6											
<hr/>																							
TOTALS		RPI 1-25		RPI 26-50		W-L RECORDS		RPI 51-100		RPI 101-150		RPI 150+											
11-18-0		0-1-0		0-3-0		OVERALL		2-8-0		1-3-0		8-3-0											
0-1-0		0-0-0		0-0-0		HOME		0-0-0		0-1-0		0-0-0											
4-10-0		0-0-0		0-3-0		AWAY		2-6-0		0-1-0		2-0-0											
7-7-0		0-1-0		0-0-0		NEUTRAL		0-2-0		1-1-0		6-3-0											
9-14-0		0-1-0		0-0-0		NON-CONFERENCE		0-7-0		1-3-0		8-3-0											
0-1-0		0-0-0		0-0-0		HOME		0-0-0		0-1-0		0-0-0											
2-6-0		0-0-0		0-0-		AWAY		0-5-0		0-1-0		2-0-0											
7-7-0		0-1-0		0-0-0		NEUTRAL		0-2-0		1-1-0		6-3-0											
2-4-0		0-0-0		0-3-0		CONFERENCE		2-1-0		0-0-0		0-0-0											
0-0-0		0-0-0		0-0-0		HOME		0-0-0		0-0-0		0-0-0											
2-4-0		0-0-0		0-3-0		AWAY		2-1-0		0-0-0		0-0-0											
0-0-0		0-0-0		0-0-0		NEUTRAL		0-0-0		0-0-0		0-0-0											
RPI	S	Opponent		Score		RPI	S	Opponent		Score		RPI	S	Opponent		Score							
3	N	UCLA		0 4		35	A	UCF		0 2		55	A	Cal St. Fullerton		3 11							
						35	A	UCF		1 2		76	A	USC Upstate		2 4							
						35	A	UCF		1 2		76	A	USC Upstate		2 3							
												83	N	FGCU		0 7							
												83	N	FGCU		0 1							
												85	A	Fla. Atlantic		2 3							
												85	A	Fla. Atlantic		2 3							
												90	A	Wichita St.		4 0							
												90	A	Wichita St.		6 8							
												90	A	Wichita St.		4 2							
												113	A	CSUN		3 6							
												117	N	FIU		0 7							
												134	H	UMass Lowell		7 8							
												139	N	New Mexico		2 1							
												159	N	South Dakota		7 0							
												159	N	South Dakota		8 0							
												162	N	Boston U.		3 9							
												162	N	Boston U.		3 7							
												166	N	Michigan St.		3 2							
												198	A	Bethune-Cookman		8 0							
												199	A	Mercer		6 1							
												208	N	Fordham		3 1							
												247	N	Bryant		3 0							
												247	N	Bryant		11 0							
												264	N	Cleveland St.		0 1							
<hr/>																							
LAST 10 GAMES																							
162 N Boston U.						3 9						35 A UCF						1 2					
90 A Wichita St.						4 2						35 A UCF						1 2					
90 A Wichita St.						4 0						35 A UCF						0 2					
90 A Wichita St.						6 8						198 A Bethune-Cookman						8 0					
134 H UMass Lowell						7 8						199 A Mercer						6 1					

Non-Div. I Games:

UConn

Average RPI Win:	174	WON-LOST	WINNING	LAST 10	STRENGTH OF	OPP. STRENGTH	TEAM	ADJ	CONF.	ADJ CONF.					
Average RPI Loss:	144	RECORD	PCT. RANK	GAMES	SCHEDULE	OF SCHEDULE	RPI	RPI	RPI	RPI					
DIV. I ONLY		17-18-0	.48571	147	4-6-0	181	199	167	.47976	170	13	13			
DIV. I NON-CONF.		15-14-0	.51724	136	2-2-0	203	167	160	.4846	163	13	13			
<hr/>															
TOTALS	RPI 1-25	RPI 26-50		W-L RECORDS		RPI 51-100		RPI 101-150		RPI 150+					
17-18-0	0-0-0	0-1-0		OVERALL		4-7-0		1-0-0		12-10-0					
9-7-0	0-0-0	0-1-0		HOME		2-2-0		1-0-0		6-4-0					
3-7-0	0-0-0	0-0-0		AWAY		0-2-0		0-0-0		3-5-0					
5-4-0	0-0-0	0-0-0		NEUTRAL		2-3-0		0-0-0		3-1-0					
<hr/>															
15-14-0	0-0-0	0-1-0		NON-CONFERENCE		4-7-0		1-0-0		10-6-0					
8-5-0	0-0-0	0-1-0		HOME		2-2-0		1-0-0		5-2-0					
2-5-0	0-0-0	0-0-		AWAY		0-2-0		0-0-0		2-3-0					
5-4-0	0-0-0	0-0-0		NEUTRAL		2-3-0		0-0-0		3-1-0					
<hr/>															
2-4-0	0-0-0	0-0-0		CONFERENCE		0-0-0		0-0-0		2-4-0					
1-2-0	0-0-0	0-0-0		HOME		0-0-0		0-0-0		1-2-0					
1-2-0	0-0-0	0-0-0		AWAY		0-0-0		0-0-0		1-2-0					
0-0-0	0-0-0	0-0-0		NEUTRAL		0-0-0		0-0-0		0-0-0					
<hr/>															
RPI	S	Opponent	Score	RPI	S	Opponent	Score	RPI	S	Opponent	Score	RPI	S	Opponent	Score
				28	H	Virginia Tech	0 13	55	A	Cal St. Fullerton	1 7	134	H	UMass Lowell	5 1
								60	N	Iowa St.	4 3	151	H	Hofstra	0 3
								61	H	NC State	0 2	151	H	Hofstra	4 3
								77	N	Long Beach St.	1 11	151	H	Hofstra	1 5
								80	A	North Florida	1 5	156	H	Radford	1 5
								81	H	Purdue	8 4	162	N	Boston U.	1 0
								84	N	South Dakota St.	4 9	174	N	Valparaiso	2 5
								90	H	Wichita St.	4 1	177	N	Harvard	9 8
								95	H	Appalachian St.	1 4	180	H	Central Mich.	3 1
								97	N	UNI	5 6	188	A	Charlotte	9 15
								97	N	UNI	4 0	189	H	Pittsburgh	10 4
												191	H	Marist	8 0
												194	A	Jacksonville	4 5
												215	A	Charleston So.	8 0
												216	H	Rhode Island	4 0
												237	A	Drexel	3 5
												237	A	Drexel	5 8
												237	A	Drexel	11 2
												242	N	Wagner	6 3
												244	H	Dartmouth	7 6
												247	H	Bryant	3 7
												285	A	Savannah St.	5 2
												285	A	Savannah St.	3 6
<hr/>															
LAST 10 GAMES															
188	A	Charlotte	9 15	237	A	Drexel	11 2	285	A	Savannah St.	5 2	151	H	Hofstra	1 5
285	A	Savannah St.	3 6	285	A	Savannah St.	5 2	151	H	Hofstra	0 3	60	N	Iowa St.	4 3
237	A	Drexel	3 5	151	H	Hofstra	1 5	151	H	Hofstra	0 3				
151	H	Hofstra	4 3	151	H	Hofstra	0 3								
237	A	Drexel	5 8	60	N	Iowa St.	4 3								

Non-Div. I Games:

Col. of Charleston

Average RPI Win: 223		WON-LOST	WINNING	LAST 10	STRENGTH OF	OPP. STRENGTH	TEAM	ADJ	CONF.	ADJ CONF.					
Average RPI Loss: 150		RECORD	PCT. RANK	GAMES	SCHEDULE	OF SCHEDULE	RPI	RPI	RPI	RPI					
DIV. I ONLY		16-12-2	.56667	104	5-5-0	214	256	170	.47871	171	14	14			
DIV. I NON-CONF.		13-12-2	.51852	134	2-5-0	231	259	190	.46743	192	14	15			
<hr/>															
TOTALS		RPI 1-25	RPI 26-50		W-L RECORDS		RPI 51-100		RPI 101-150		RPI 150+				
16-12-2	0-0-0	0-1-0		OVERALL		0-4-0		1-1-0		15-6-2					
2-3-0	0-0-0	0-0-0		HOME		0-1-0		0-0-0		2-2-0					
7-6-1	0-0-0	0-0-0		AWAY		0-3-0		1-1-0		6-2-1					
7-3-1	0-0-0	0-1-0		NEUTRAL		0-0-0		0-0-0		7-2-1					
<hr/>															
13-12-2	0-0-0	0-1-0		NON-CONFERENCE		0-4-0		1-1-0		12-6-2					
2-3-0	0-0-0	0-0-0		HOME		0-1-0		0-0-0		2-2-0					
4-6-1	0-0-0	0-0-		AWAY		0-3-0		1-1-0		3-2-1					
7-3-1	0-0-0	0-1-0		NEUTRAL		0-0-0		0-0-0		7-2-1					
<hr/>															
3-0-0	0-0-0	0-0-0		CONFERENCE		0-0-0		0-0-0		3-0-0					
0-0-0	0-0-0	0-0-0		HOME		0-0-0		0-0-0		0-0-0					
3-0-0	0-0-0	0-0-0		AWAY		0-0-0		0-0-0		3-0-0					
0-0-0	0-0-0	0-0-0		NEUTRAL		0-0-0		0-0-0		0-0-0					
<hr/>															
RPI	S	Opponent	Score	RPI	S	Opponent	Score	RPI	S	Opponent	Score				
				28	N	Virginia Tech	3 8	76	A	USC Upstate	0 8	147	A	Gardner-Webb	4 5
								76	A	USC Upstate	0 3	147	A	Gardner-Webb	17 1
								95	A	Appalachian St.	1 7	182	A	Tennessee Tech	1 0
								95	H	Appalachian St.	0 5	182	A	Tennessee Tech	0 2
												186	N	Portland St.	6 5
												191	N	Marist	12 10
												203	N	Saint Francis (PA)	15 6
												203	N	Saint Francis (PA)	10 16
												212	N	Bowling Green	0 3
												215	A	Charleston So.	12 0
												215	A	Charleston So.	4 3
												223	A	Tennessee St.	3 4
												230	A	Western Caro.	11 9
												230	A	Western Caro.	2 1
												230	A	Western Caro.	7 5
												234	H	Evansville	5 6
												234	H	Evansville	1 2
												234	H	Evansville	5 1
												239	N	Detroit Mercy	1 0
												239	N	Detroit Mercy	2 1
												266	A	Presbyterian	9 9
				LAST 10 GAMES								270	N	Akron	9 2
				234	H	Evansville	1 2	182	A	Tennessee Tech	1 0	270	N	Akron	6 6
				234	H	Evansville	5 1	76	A	USC Upstate	0 3	271	H	Siena	11 5
				223	A	Tennessee St.	3 4	95	H	Appalachian St.	0 5	280	N	Morgan St.	13 0
				191	N	Marist	12 10	230	A	Western Caro.	2 1				
				230	A	Western Caro.	11 9	230	A	Western Caro.	7 5				

Non-Div. I Games:

ETSU

Non-Div. I Games:

Monmouth

Average RPI Win:		162	WON-LOST	WINNING	LAST 10	STRENGTH OF		OPP. STRENGTH	TEAM	ADJ		CONF.	ADJ CONF.
Average RPI Loss:		68	RECORD	PCT. RANK	GAMES	SCHEDULE		OF SCHEDULE	RPI	RPI		RPI	RPI
DIV. I ONLY			7-26-0	.21212	270	33		59	178	.47736		173	12
DIV. I NON-CONF.			6-24-0	.2	261	32		35	186	.47606		175	12
TOTALS		RPI 1-25	RPI 26-50		W-L RECORDS		RPI 51-100		RPI 101-150		RPI 150+		
7-26-0		0-5-0	1-5-0		OVERALL		0-10-0		2-4-0		4-2-0		
1-4-0		0-0-0	0-0-0		HOME		0-3-0		1-1-0		0-0-0		
2-7-0		0-2-0	0-0-0		AWAY		0-3-0		1-2-0		1-0-0		
4-15-0		0-3-0	1-5-0		NEUTRAL		0-4-0		0-1-0		3-2-0		
6-24-0		0-5-0	1-5-0		NON-CONFERENCE		0-10-0		1-2-0		4-2-0		
1-4-0		0-0-0	0-0-0		HOME		0-3-0		1-1-0		0-0-0		
1-5-0		0-2-0	0-0-		AWAY		0-3-0		0-0-0		1-0-0		
4-15-0		0-3-0	1-5-0		NEUTRAL		0-4-0		0-1-0		3-2-0		
1-2-0		0-0-0	0-0-0		CONFERENCE		0-0-0		1-2-0		0-0-0		
0-0-0		0-0-0	0-0-0		HOME		0-0-0		0-0-0		0-0-0		
1-2-0		0-0-0	0-0-0		AWAY		0-0-0		1-2-0		0-0-0		
0-0-0		0-0-0	0-0-0		NEUTRAL		0-0-0		0-0-0		0-0-0		
RPI S	Opponent	Score	RPI S	Opponent	Score	RPI S	Opponent	Score	RPI S	Opponent	Score		
5 A	Washington	1 7	31 N	Colorado St.	2 1	54 N	North Dakota St.	0 8	114 N	San Diego St.	2 8		
5 N	Washington	2 4	34 N	Arizona St.	1 11	56 N	Fresno St.	0 8	127 H	Utah St.	0 4		
12 N	Ole Miss	2 5	36 N	Illinois	1 4	58 A	Seattle U	0 15	127 H	Utah St.	8 6		
14 N	Northwestern	2 6	36 N	Illinois	1 9	58 A	Seattle U	0 8	131 A	UC Riverside	1 3		
20 A	Stanford	5 13	42 N	Oregon St.	0 3	60 H	Iowa St.	2 4	131 A	UC Riverside	2 3		
			43 N	Texas A&M	2 4	60 H	Iowa St.	2 8	131 A	UC Riverside	4 1		
						60 H	Iowa St.	3 6	186 N	Portland St.	4 6		
						69 A	Loyola Marymount	4 9	186 N	Portland St.	7 3		
						69 N	Loyola Marymount	6 7	196 N	Montana	2 4		
						88 N	Marshall	5 6	205 A	San Diego	7 3		
									209 N	California Baptist	3 1		
									244 N	Dartmouth	5 4		
LAST 10 GAMES													
58 A	Seattle U	0 8	58 A	Seattle U	0 15								
131 A	UC Riverside	2 3	36 N	Illinois	1 4								
131 A	UC Riverside	1 3	209 N	California Baptist	3 1								
131 A	UC Riverside	4 1	244 N	Dartmouth	5 4								
5 A	Washington	1 7	36 N	Illinois	1 9								

Non-Div. I Games:

Cal Poly

[illegible]

Non-Div. I Games:

Valparaiso

Average RPI Win: 214		WON-LOST	WINNING	LAST 10	STRENGTH OF		OPP. STRENGTH	TEAM	ADJ		CONF.	ADJ CONF.		
Average RPI Loss: 120		RECORD	PCT. RANK	GAMES	SCHEDULE		OF SCHEDULE	RPI	RPI		RPI	RPI		
DIV. I ONLY		12-16-0	.42857	185	5-5-0		136	231	173		.47625	175		
DIV. I NON-CONF.		12-13-0	.48	148	5-2-0		130	244	151		.49075	151		
TOTALS		RPI 1-25	RPI 26-50		W-L RECORDS		RPI 51-100		RPI 101-150		RPI 150+			
12-16-0		0-0-0	0-2-0		OVERALL		0-5-0		2-4-0		10-5-0			
0-0-0		0-0-0	0-0-0		HOME		0-0-0		0-0-0		0-0-0			
3-8-0		0-0-0	0-2-0		AWAY		0-1-0		0-3-0		3-2-0			
9-8-0		0-0-0	0-0-0		NEUTRAL		0-4-0		2-1-0		7-3-0			
12-13-0		0-0-0	0-2-0		NON-CONFERENCE		0-5-0		2-1-0		10-5-0			
0-0-0		0-0-0	0-0-0		HOME		0-0-0		0-0-0		0-0-0			
3-5-0		0-0-0	0-0-		AWAY		0-1-0		0-0-0		3-2-0			
9-8-0		0-0-0	0-0-0		NEUTRAL		0-4-0		2-1-0		7-3-0			
0-3-0		0-0-0	0-0-0		CONFERENCE		0-0-0		0-3-0		0-0-0			
0-0-0		0-0-0	0-0-0		HOME		0-0-0		0-0-0		0-0-0			
0-3-0		0-0-0	0-0-0		AWAY		0-0-0		0-3-0		0-0-0			
0-0-0		0-0-0	0-0-0		NEUTRAL		0-0-0		0-0-0		0-0-0			
RPI	S	Opponent	Score		RPI	S	Opponent	Score		RPI	S	Opponent	Score	
30	A	South Fla.	0	4	76	N	USC Upstate	2	3	118	N	Middle Tenn.	2	1
30	A	South Fla.	0	1	80	A	North Florida	1	7	125	N	Providence	1	0
					84	N	South Dakota St.	0	8	125	N	Providence	1	3
					84	N	South Dakota St.	7	9	135	A	Bucknell	1	9
					84	N	South Dakota St.	0	1	135	A	Bucknell	8	10
										135	A	Bucknell	1	6
										153	N	Florida A&M	3	16
										167	A	Albany (NY)	7	9
										167	A	Albany (NY)	2	8
										167	A	Albany (NY)	4	1
										187	N	Toledo	1	0
										194	A	Jacksonville	2	1
										201	N	Eastern Ill.	4	13
										214	A	George Mason	5	2
										235	N	Georgetown	5	0
										237	N	Drexel	3	5
										239	N	Detroit Mercy	6	4
										262	N	Manhattan	8	3
										274	N	Quinnipiac	10	2
										274	N	Quinnipiac	7	6
										282	N	Brown	2	1
LAST 10 GAMES														
135	A	Bucknell	1	6	135	A	Bucknell	8	10					
30	A	South Fla.	0	1	125	N	Providence	1	0					
167	A	Albany (NY)	4	1	153	N	Florida A&M	3	16					
135	A	Bucknell	1	9	274	N	Quinnipiac	10	2					
167	A	Albany (NY)	2	8	282	N	Brown	2	1					

Non-Div. I Games:

Colgate

Average RPI Win: 184		WON-LOST RECORD		WINNING PCT. RANK		LAST 10 GAMES		STRENGTH OF SCHEDULE		OPP. STRENGTH OF SCHEDULE		TEAM RPI		ADJ RPI		CONF. RPI		ADJ CONF. RPI					
DIV. I ONLY		13-17-0		.43333 182		7-3-0		174		110		174		.47483 176		24		24					
DIV. I NON-CONF.		9-16-0		.36 212		3-2-0		138		116		189		.46904 190		23		23					
TOTALS		RPI 1-25		RPI 26-50		W-L RECORDS		RPI 51-100		RPI 101-150		RPI 150+											
13-17-0		0-3-0		1-2-0		OVERALL		1-3-0		1-4-0		10-5-0											
4-0-0		0-0-0		0-0-0		HOME		0-0-0		0-0-0		4-0-0											
3-6-0		0-2-0		0-1-0		AWAY		1-1-0		0-1-0		2-1-0											
6-11-0		0-1-0		1-1-0		NEUTRAL		0-2-0		1-3-0		4-4-0											
9-16-0		0-3-0		1-2-0		NON-CONFERENCE		1-3-0		1-4-0		6-4-0											
2-0-0		0-0-0		0-0-0		HOME		0-0-0		0-0-0		2-0-0											
1-5-0		0-2-0		0-0-		AWAY		1-1-0		0-1-0		0-0-0											
6-11-0		0-1-0		1-1-0		NEUTRAL		0-2-0		1-3-0		4-4-0											
4-1-0		0-0-0		0-0-0		CONFERENCE		0-0-0		0-0-0		4-1-0											
2-0-0		0-0-0		0-0-0		HOME		0-0-0		0-0-0		2-0-0											
2-1-0		0-0-0		0-0-0		AWAY		0-0-0		0-0-0		2-1-0											
0-0-0		0-0-0		0-0-0		NEUTRAL		0-0-0		0-0-0		0-0-0											
RPI	S	Opponent		Score		RPI	S	Opponent		Score		RPI	S	Opponent		Score							
5	A	Washington		0	6	31	A	Colorado St.		0	16	55	A	Cal St. Fullerton		2	3	108	N	Nebraska	0	5	
5	A	Washington		0	8	33	N	Ohio St.		3	9	58	N	Seattle U		1	6	108	N	Nebraska	4	10	
14	N	Northwestern		4	7	44	N	Louisville		3	0	64	A	UC Davis		3	2	129	N	Stony Brook	10	8	
												69	N	Loyola Marymount		0	1	131	A	UC Riverside	2	5	
																		150	N	Northern Ill.	0	9	
																		178	N	Pacific	3	5	
																		186	H	Portland St.	2	1	
																		186	H	Portland St.	7	6	
																		190	N	UTEP	3	1	
																		196	A	Montana	3	2	
																		196	A	Montana	6	1	
																		196	A	Montana	3	4	
																		225	H	Utah Valley	5	0	
																		225	H	Utah Valley	8	6	
																		233	N	Saint Mary's (CA)	3	7	
																		233	N	Saint Mary's (CA)	6	3	
																		259	N	Buffalo	3	2	
																		260	N	Northern Ky.	0	3	
																		260	N	Northern Ky.	5	7	
																		260	N	Northern Ky.	2	1	
						LAST 10 GAMES																	
						225	H	Utah Valley		8	6	186	H	Portland St.		2	1						
						196	A	Montana		6	1	225	H	Utah Valley		5	0						
						186	H	Portland St.		7	6	260	N	Northern Ky.		2	1						
						196	A	Montana		3	4	131	A	UC Riverside		2	5						
						196	A	Montana		3	2	260	N	Northern Ky.		0	3						

Non-Div. I Games:

Idaho St.

Average RPI Win: 209		WON-LOST	WINNING	LAST 10	STRENGTH OF	OPP. STRENGTH	TEAM	ADJ	CONF.	ADJ CONF.												
Average RPI Loss: 145		RECORD	PCT. RANK	GAMES	SCHEDULE	OF SCHEDULE	RPI	RPI	RPI	RPI												
DIV. I ONLY		10-12-0	.45455	166	4-6-0	155	251	179	.47462	177	29	29										
DIV. I NON-CONF.		6-10-0	.375	206	0-4-0	156	153	193	.46745	191	29	29										
<hr/>																						
TOTALS		RPI 1-25	RPI 26-50		W-L RECORDS		RPI 51-100		RPI 101-150		RPI 150+											
10-12-0		0-1-0	0-0-0		OVERALL		1-4-0		2-1-0		7-6-0											
4-0-0		0-0-0	0-0-0		HOME		0-0-0		1-0-0		3-0-0											
3-5-0		0-0-0	0-0-0		AWAY		1-1-0		0-0-0		2-4-0											
3-7-0		0-1-0	0-0-0		NEUTRAL		0-3-0		1-1-0		2-2-0											
6-10-0		0-1-0	0-0-0		NON-CONFERENCE		1-4-0		2-1-0		3-4-0											
1-0-0		0-0-0	0-0-0		HOME		0-0-0		1-0-0		0-0-0											
2-3-0		0-0-0	0-0-		AWAY		1-1-0		0-0-0		1-2-0											
3-7-0		0-1-0	0-0-0		NEUTRAL		0-3-0		1-1-0		2-2-0											
4-2-0		0-0-0	0-0-0		CONFERENCE		0-0-0		0-0-0		4-2-0											
3-0-0		0-0-0	0-0-0		HOME		0-0-0		0-0-0		3-0-0											
1-2-0		0-0-0	0-0-0		AWAY		0-0-0		0-0-0		1-2-0											
0-0-0		0-0-0	0-0-0		NEUTRAL		0-0-0		0-0-0		0-0-0											
RPI	S	Opponent		Score		RPI	S	Opponent		Score		RPI	S	Opponent		Score						
25	N	Boise St.		0 6								132	N	Saint Joseph's		6 5						
												135	H	Bucknell		9 8						
												138	N	LIU Brooklyn		0 2						
												170	N	Col. of Charleston		8 9						
												194	A	Jacksonville		3 2						
												194	A	Jacksonville		0 8						
												200	N	Delaware		3 2						
												200	N	Delaware		1 6						
												235	A	Georgetown		0 3						
												238	A	Penn		2 12						
												238	A	Penn		8 7						
												238	A	Penn		2 3						
												282	H	Brown		2 0						
												282	H	Brown		7 5						
												282	H	Brown		6 2						
												286	N	Howard		10 2						
<hr/>																						
LAST 10 GAMES																						
282 H Brown						7 5						238 A Penn						2 3				
238 A Penn						8 7						282 H Brown						2 0				
286 N Howard						10 2						238 A Penn						2 12				
200 N Delaware						3 2						69 A Loyola Marymount						2 3				
282 H Brown						6 2						25 N Boise St.						0 6				

Non-Div. I Games:

Harvard

Average RPI Win:		218	WON-LOST RECORD		WINNING PCT. RANK		LAST 10 GAMES		STRENGTH OF SCHEDULE		OPP. STRENGTH OF SCHEDULE		TEAM RPI		ADJ RPI		CONF. RPI		ADJ CONF. RPI	
DIV. I ONLY			14-18-0		.4375 178		4-6-0		168		170		177		.47419 178		21		22	
DIV. I NON-CONF.			14-18-0		.4375 174		4-6-0		173		174		182		.47419 183		22		22	
TOTALS		RPI 1-25		RPI 26-50		W-L RECORDS		RPI 51-100		RPI 101-150		RPI 150+								
14-18-0		0-3-0		0-4-0		OVERALL		0-3-0		3-2-0		11-6-0								
11-9-0		0-1-0		0-3-0		HOME		0-0-0		2-1-0		9-4-0								
0-4-0		0-1-0		0-0-0		AWAY		0-3-0		0-0-0		0-0-0								
3-5-0		0-1-0		0-1-0		NEUTRAL		0-0-0		1-1-0		2-2-0								
14-18-0		0-3-0		0-4-0		NON-CONFERENCE		0-3-0		3-2-0		11-6-0								
11-9-0		0-1-0		0-3-0		HOME		0-0-0		2-1-0		9-4-0								
0-4-0		0-1-0		0-0-		AWAY		0-3-0		0-0-0		0-0-0								
3-5-0		0-1-0		0-1-0		NEUTRAL		0-0-0		1-1-0		2-2-0								
0-0-0		0-0-0		0-0-0		CONFERENCE		0-0-0		0-0-0		0-0-0								
0-0-0		0-0-0		0-0-0		HOME		0-0-0		0-0-0		0-0-0								
0-0-0		0-0-0		0-0-0		AWAY		0-0-0		0-0-0		0-0-0								
0-0-0		0-0-0		0-0-0		NEUTRAL		0-0-0		0-0-0		0-0-0								
RPI	S	Opponent		Score		RPI	S	Opponent		Score		RPI	S	Opponent		Score				
14	N	Northwestern		0	7	31	N	Colorado St.		0	10	53	A	San Jose St.		4	5			
20	A	Stanford		1	6	39	H	Oregon		0	5	55	A	Cal St. Fullerton		0	8			
25	H	Boise St.		4	9	42	H	Oregon St.		0	8	56	A	Fresno St.		2	6			
						42	H	Oregon St.		3	12									
								LAST 10 GAMES												
						42	H	Oregon St.		3	12	191	H	Marist		6	11			
						186	N	Portland St.		0	7	56	A	Fresno St.		2	6			
						284	H	Rider		11	1	243	N	CSU Bakersfield		5	6			
						221	H	North Dakota		2	0	39	H	Oregon		0	5			
						135	H	Bucknell		3	2	191	H	Marist		3	5			
														</						

Non-Div. I Games:

Pacific

Average RPI Win: 192		WON-LOST	WINNING	LAST 10	STRENGTH OF		OPP. STRENGTH	TEAM	ADJ		CONF.	ADJ CONF.							
Average RPI Loss: 126		RECORD	PCT. RANK	GAMES	SCHEDULE		OF SCHEDULE	RPI	RPI		RPI	RPI							
DIV. I ONLY		12-15-0	.44444	172	5-5-0		157	218	175	.47293	179	18	19						
DIV. I NON-CONF.		10-13-0	.43478	175	3-3-0		184	219	194	.4636	196	19	19						
<hr/>																			
TOTALS		RPI 1-25		RPI 26-50		W-L RECORDS		RPI 51-100		RPI 101-150		RPI 150+							
12-15-0		0-0-0		0-3-0		OVERALL		0-5-0		4-1-0		8-6-0							
4-3-0		0-0-0		0-0-0		HOME		0-0-0		0-0-0		4-3-0							
1-2-0		0-0-0		0-1-0		AWAY		0-1-0		0-0-0		1-0-0							
7-10-0		0-0-0		0-2-0		NEUTRAL		0-4-0		4-1-0		3-3-0							
10-13-0		0-0-0		0-3-0		NON-CONFERENCE		0-4-0		4-1-0		6-5-0							
2-2-0		0-0-0		0-0-0		HOME		0-0-0		0-0-0		2-2-0							
1-1-0		0-0-0		0-0-		AWAY		0-0-0		0-0-0		1-0-0							
7-10-0		0-0-0		0-2-0		NEUTRAL		0-4-0		4-1-0		3-3-0							
2-2-0		0-0-0		0-0-0		CONFERENCE		0-1-0		0-0-0		2-1-0							
2-1-0		0-0-0		0-0-0		HOME		0-0-0		0-0-0		2-1-0							
0-1-0		0-0-0		0-0-0		AWAY		0-1-0		0-0-0		0-0-0							
0-0-0		0-0-0		0-0-0		NEUTRAL		0-0-0		0-0-0		0-0-0							
RPI	S	Opponent		Score		RPI	S	Opponent		Score		RPI	S	Opponent		Score			
				35	N	UCF		0	9	63	N	North Texas	2	14	103	N	Chattanooga	8	2
				38	N	Indiana		2	6	77	N	Long Beach St.	2	11	103	N	Chattanooga	7	6
				40	A	UNLV		6	7	81	N	Purdue	0	7	141	N	Northwestern St.	5	3
										83	N	FGCU	0	8	141	N	Northwestern St.	4	3
										98	A	DePaul	6	8	148	N	Massachusetts	5	8
															160	H	Villanova	7	6
															160	H	Villanova	11	9
															160	H	Villanova	0	16
															191	H	Marist	1	8
															192	H	Lehigh	5	4
															192	H	Lehigh	4	8
															201	N	Eastern Ill.	3	4
															211	A	Fairfield	9	4
															221	N	North Dakota	6	4
															225	N	Utah Valley	3	11
															263	N	Central Conn. St.	9	11
															281	N	Southern Utah	2	1
															292	N	Ark.-Pine Bluff	7	2
															293	H	Saint Peter's	6	0
<hr/>																			
LAST 10 GAMES																			
				160	H	Villanova		0	16	160	H	Villanova		11	9				
				293	H	Saint Peter's		6	0	98	A	DePaul		6	8				
				191	H	Marist		1	8	211	A	Fairfield		9	4				
				192	H	Lehigh		5	4	160	H	Villanova		7	6				
				192	H	Lehigh		4	8	81	N	Purdue		0	7				

Non-Div. I Games:

Seton Hall

Average RPI Win: 188		WON-LOST RECORD		WINNING PCT. RANK		LAST 10 GAMES		STRENGTH OF SCHEDULE		OPP. STRENGTH OF SCHEDULE		TEAM RPI		ADJ RPI		CONF. RPI		ADJ CONF. RPI					
DIV. I ONLY		12-17-1		.41667 191		4-5-1		162		156		180		.4725 180		19		20					
DIV. I NON-CONF.		9-15-0		.375 206		1-3-0		112		159		176		.47593 177		18		18					
TOTALS		RPI 1-25		RPI 26-50		W-L RECORDS		RPI 51-100		RPI 101-150		RPI 150+											
12-17-1		0-2-0		0-4-0		OVERALL		2-4-0		3-2-0		7-5-1											
0-1-0		0-1-0		0-0-0		HOME		0-0-0		0-0-0		0-0-0											
3-5-1		0-0-0		0-2-0		AWAY		2-1-0		0-0-0		1-2-1											
9-11-0		0-1-0		0-2-0		NEUTRAL		0-3-0		3-2-0		6-3-0											
9-15-0		0-2-0		0-4-0		NON-CONFERENCE		0-3-0		3-2-0		6-4-0											
0-1-0		0-1-0		0-0-0		HOME		0-0-0		0-0-0		0-0-0											
0-3-0		0-0-0		0-0-		AWAY		0-0-0		0-0-0		0-1-0											
9-11-0		0-1-0		0-2-0		NEUTRAL		0-3-0		3-2-0		6-3-0											
3-2-1		0-0-0		0-0-0		CONFERENCE		2-1-0		0-0-0		1-1-1											
0-0-0		0-0-0		0-0-0		HOME		0-0-0		0-0-0		0-0-0											
3-2-1		0-0-0		0-0-0		AWAY		2-1-0		0-0-0		1-1-1											
0-0-0		0-0-0		0-0-0		NEUTRAL		0-0-0		0-0-0		0-0-0											
RPI	S	Opponent		Score		RPI	S	Opponent		Score		RPI	S	Opponent		Score							
9	N	Florida		0	8	28	N	Virginia Tech		0	6	81	N	Purdue		3	11	110	N	Illinois St.	4	3	
22	H	Michigan		0	8	30	A	South Fla.		0	5	84	N	South Dakota St.		1	6	122	N	St. John's (NY)	3	2	
						34	A	Arizona St.		2	8	87	A	Miami (OH)		3	7	125	N	Providence	0	5	
						41	N	Wisconsin		0	2	87	A	Miami (OH)		4	1	127	N	Utah St.	11	3	
												87	A	Miami (OH)		4	3	137	N	Boston College	4	8	
												90	N	Wichita St.		2	6	154	N	Penn St.	1	3	
																		154	N	Penn St.	2	7	
																		170	A	Col. of Charleston	1	3	
																		189	N	Pittsburgh	11	6	
																		205	N	San Diego	10	8	
																		238	N	Penn	0	1	
																		251	N	Army West Point	2	1	
																		259	A	Buffalo	5	6	
																		259	A	Buffalo	3	3	
																		259	A	Buffalo	3	2	
																		266	N	Presbyterian	3	2	
																		271	N	Siena	9	1	
																		279	N	Holy Cross	5	0	
						LAST 10 GAMES																	
						81	N	Purdue		3	11	22	H	Michigan		0	8						
						259	A	Buffalo		3	2	87	A	Miami (OH)		4	3						
						87	A	Miami (OH)		3	7	87	A	Miami (OH)		4	1						
						259	A	Buffalo		3	3	279	N	Holy Cross		5	0						
						259	A	Buffalo		5	6	154	N	Penn St.		1	3						

Non-Div. I Games:

Central Mich.

Average RPI Win: 198		WON-LOST	WINNING	LAST 10	STRENGTH OF	OPP. STRENGTH	TEAM	ADJ	CONF.	ADJ CONF.		
Average RPI Loss: 145		RECORD	PCT. RANK	GAMES	SCHEDULE	OF SCHEDULE	RPI	RPI	RPI	RPI		
DIV. I ONLY		15-16-0	.48387	151	6-4-0	197	222	181	.47123	181	26	26
DIV. I NON-CONF.		10-15-0	.4	189	1-3-0	175	226	202	.46026	201	26	26
<hr/>												
TOTALS		RPI 1-25	RPI 26-50		W-L RECORDS		RPI 51-100		RPI 101-150		RPI 150+	
15-16-0	0-0-0		0-2-0		OVERALL		1-3-0		3-2-0		11-9-0	
3-1-0	0-0-0		0-0-0		HOME		0-0-0		0-0-0		3-1-0	
5-7-0	0-0-0		0-2-0		AWAY		1-2-0		1-1-0		3-2-0	
7-8-0	0-0-0		0-0-0		NEUTRAL		0-1-0		2-1-0		5-6-0	
<hr/>												
10-15-0	0-0-0		0-2-0		NON-CONFERENCE		1-3-0		3-2-0		6-8-0	
0-0-0	0-0-0		0-0-0		HOME		0-0-0		0-0-0		0-0-0	
3-7-0	0-0-0		0-0-		AWAY		1-2-0		1-1-0		1-2-0	
7-8-0	0-0-0		0-0-0		NEUTRAL		0-1-0		2-1-0		5-6-0	
<hr/>												
5-1-0	0-0-0		0-0-0		CONFERENCE		0-0-0		0-0-0		5-1-0	
3-1-0	0-0-0		0-0-0		HOME		0-0-0		0-0-0		3-1-0	
2-0-0	0-0-0		0-0-0		AWAY		0-0-0		0-0-0		2-0-0	
0-0-0	0-0-0		0-0-0		NEUTRAL		0-0-0		0-0-0		0-0-0	
<hr/>												
RPI S	Opponent	Score	RPI S	Opponent	Score	RPI S	Opponent	Score	RPI S	Opponent	Score	
			31 A	Colorado St.	0 10	71 A	Eastern Ky.	2 0	103 A	Chattanooga	0 8	
			31 A	Colorado St.	3 14	71 A	Eastern Ky.	1 4	115 N	Austin Peay	0 6	
						87 A	Miami (OH)	0 8	115 N	Austin Peay	8 7	
						96 N	Syracuse	6 7	133 A	Belmont	3 2	
									143 N	Kennesaw St.	10 8	
									159 N	South Dakota	4 3	
									159 N	South Dakota	0 18	
									166 N	Michigan St.	2 4	
									166 N	Michigan St.	1 9	
									187 N	Toledo	5 6	
									193 N	Indiana St.	3 4	
									212 N	Bowling Green	5 4	
									214 H	George Mason	3 6	
									214 H	George Mason	2 0	
									214 H	George Mason	7 1	
									215 A	Charleston So.	3 2	
									215 A	Charleston So.	1 9	
									216 H	Rhode Island	1 0	
									229 A	Saint Louis	9 3	
									229 A	Saint Louis	7 3	
									242 N	Wagner	12 13	
									246 A	Wright St.	5 7	
									260 N	Northern Ky.	3 1	
									269 N	Alabama A&M	8 3	
									294 N	UMES	14 0	
<hr/>												
			LAST 10 GAMES									
			216 H	Rhode Island	1 0	71 A	Eastern Ky.	1 4				
			246 A	Wright St.	5 7	229 A	Saint Louis	7 3				
			212 N	Bowling Green	5 4	229 A	Saint Louis	9 3				
			31 A	Colorado St.	0 10	214 H	George Mason	3 6				
			214 H	George Mason	7 1	214 H	George Mason	2 0				

Non-Div. I Games:

Dayton

Average RPI Win:		197	WON-LOST RECORD		WINNING PCT. RANK		LAST 10 GAMES		STRENGTH OF SCHEDULE		OPP. STRENGTH OF SCHEDULE		TEAM RPI		ADJ RPI		CONF. RPI		ADJ CONF. RPI				
DIV. I ONLY			15-15-0		.5	132	5-5-0		231		137		182		.47084		182	15		16			
DIV. I NON-CONF.			10-12-0		.45455	162	0-2-0		182		178		181		.47566		179	16		16			
TOTALS		RPI 1-25		RPI 26-50			W-L RECORDS			RPI 51-100			RPI 101-150			RPI 150+							
15-15-0		0-0-0		0-1-0			OVERALL			0-4-0			3-5-0			12-5-0							
5-4-0		0-0-0		0-0-0			HOME			0-2-0			0-0-0			5-2-0							
6-7-0		0-0-0		0-1-0			AWAY			0-2-0			2-4-0			4-0-0							
4-4-0		0-0-0		0-0-0			NEUTRAL			0-0-0			1-1-0			3-3-0							
10-12-0		0-0-0		0-1-0			NON-CONFERENCE			0-2-0			3-5-0			7-4-0							
2-3-0		0-0-0		0-0-0			HOME			0-2-0			0-0-0			2-1-0							
4-5-0		0-0-0		0-0-			AWAY			0-0-0			2-4-0			2-0-0							
4-4-0		0-0-0		0-0-0			NEUTRAL			0-0-0			1-1-0			3-3-0							
5-3-0		0-0-0		0-0-0			CONFERENCE			0-2-0			0-0-0			5-1-0							
3-1-0		0-0-0		0-0-0			HOME			0-0-0			0-0-0			3-1-0							
2-2-0		0-0-0		0-0-0			AWAY			0-2-0			0-0-0			2-0-0							
0-0-0		0-0-0		0-0-0			NEUTRAL			0-0-0			0-0-0			0-0-0							
RPI	S	Opponent		Score		RPI	S	Opponent		Score		RPI	S	Opponent		Score		RPI	S	Opponent		Score	
						50	A	Lipscomb		3	8	71	A	Eastern Ky.		4	9	103	A	Chattanooga		2	10
												71	A	Eastern Ky.		3	13	104	A	North Ala.		5	1
												74	H	Bradley		1	11	104	A	North Ala.		3	2
												74	H	Bradley		6	7	112	N	Rutgers		1	9
																		120	A	Southern Miss.		6	8
																		130	A	Samford		3	11
																		130	A	Samford		8	12
																		143	N	Kennesaw St.		6	5
																		155	H	SIUE		7	3
																		155	H	SIUE		3	10
																		171	H	ETSU		2	0
																		171	H	ETSU		0	1
																		183	A	Western Ill.		7	0
																		183	N	Western Ill.		2	0
																		187	N	Toledo		4	7
																		193	N	Indiana St.		5	6
																		201	H	Eastern Ill.		8	0
																		201	H	Eastern Ill.		5	3
																		204	N	Houston Baptist		7	6
																		207	N	Central Ark.		1	4
																		234	H	Evansville		7	0
																		250	A	Alabama St.		2	1
																		267	N	Jackson St.		7	3
																		278	A	Morehead St.		15	3
																		278	A	Morehead St.		13	2
LAST 10 GAMES				234	H	Evansville		7	0	130	A	Samford		3	11	267	N	Jackson St.		7	3		
				74	H	Bradley		1	11	201	H	Eastern Ill.		5	3	278	A	Morehead St.		15	3		
				112	N	Rutgers		1	9	71	A	Eastern Ky.		3	13	278	A	Morehead St.		13	2		
				183	A	Western Ill.		7	0	171	H	ETSU		0	1								
				278	A	Morehead St.		15	3	104	A	North Ala.		5	1								

Non-Div. I Games:

Tennessee Tech

Average RPI Win:	178	WON-LOST RECORD	WINNING PCT. RANK	LAST 10 GAMES	STRENGTH OF SCHEDULE	OPP. STRENGTH OF SCHEDULE	TEAM RPI	ADJ RPI	CONF. RPI	ADJ CONF. RPI			
DIV. I ONLY		8-17-0	.32	236	2-8-0	72	217	183	.46993	183	22	21	
DIV. I NON-CONF.		7-12-0	.36842	209	1-3-0	99	221	188	.47264	186	20	20	
<hr/>													
TOTALS	RPI 1-25	RPI 26-50		W-L RECORDS		RPI 51-100		RPI 101-150		RPI 150+			
8-17-0	0-0-0	0-2-0		OVERALL		2-7-0		0-0-0		6-8-0			
1-6-0	0-0-0	0-0-0		HOME		0-3-0		0-0-0		1-3-0			
2-6-0	0-0-0	0-2-0		AWAY		2-2-0		0-0-0		0-2-0			
5-5-0	0-0-0	0-0-0		NEUTRAL		0-2-0		0-0-0		5-3-0			
7-12-0	0-0-0	0-2-0		NON-CONFERENCE		2-4-0		0-0-0		5-6-0			
0-1-0	0-0-0	0-0-0		HOME		0-0-0		0-0-0		0-1-0			
2-6-0	0-0-0	0-0-		AWAY		2-2-0		0-0-0		0-2-0			
5-5-0	0-0-0	0-0-0		NEUTRAL		0-2-0		0-0-0		5-3-0			
1-5-0	0-0-0	0-0-0		CONFERENCE		0-3-0		0-0-0		1-2-0			
1-5-0	0-0-0	0-0-0		HOME		0-3-0		0-0-0		1-2-0			
0-0-0	0-0-0	0-0-0		AWAY		0-0-0		0-0-0		0-0-0			
0-0-0	0-0-0	0-0-0		NEUTRAL		0-0-0		0-0-0		0-0-0			
RPI	S	Opponent	Score	RPI	S	Opponent	Score	RPI	S	Opponent	Score		
				37	A	Georgia	0 9	52	A	Western Ky.	3 5		
				37	A	Georgia	0 6	52	A	Western Ky.	3 1		
								52	A	Western Ky.	6 7		
								54	H	North Dakota St.	7 10		
								54	H	North Dakota St.	4 5		
								54	H	North Dakota St.	0 12		
								71	N	Eastern Ky.	3 4		
								75	N	Elon	3 6		
								92	A	Iowa	10 1		
										159	H	South Dakota	2 3
										159	H	South Dakota	3 4
										159	H	South Dakota	6 3
										182	H	Tennessee Tech	0 7
										182	N	Tennessee Tech	0 2
										197	N	UMKC	1 9
										198	A	Bethune-Cookman	0 2
										198	A	Bethune-Cookman	1 2
										212	N	Bowling Green	4 3
										212	N	Bowling Green	8 0
										217	N	Butler	7 1
										241	N	IUPUI	8 4
										241	N	IUPUI	4 2
										255	N	Green Bay	3 4
<hr/>													
LAST 10 GAMES													
				54	H	North Dakota St.	0 12	159	H	South Dakota	2 3		
				212	N	Bowling Green	8 0	198	A	Bethune-Cookman	1 2		
				71	N	Eastern Ky.	3 4	52	A	Western Ky.	3 1		
				182	H	Tennessee Tech	0 7	54	H	North Dakota St.	7 10		
				54	H	North Dakota St.	4 5	92	A	Iowa	10 1		

Non-Div. I Games:

Western Ill.

Average RPI Win: 237		WON-LOST RECORD		WINNING PCT. RANK		LAST 10 GAMES		STRENGTH OF SCHEDULE		OPP. STRENGTH OF SCHEDULE		TEAM RPI		ADJ RPI		CONF. RPI		ADJ CONF. RPI						
DIV. I ONLY		17-9-0		.65385		59		8-2-0		278		227		185		.46905		184		31		31		
DIV. I NON-CONF.		10-7-0		.58824		95		2-1-0		275		188		187		.47261		187		31		31		
TOTALS		RPI 1-25		RPI 26-50		W-L RECORDS		RPI 51-100		RPI 101-150		RPI 150+												
17-9-0		0-0-0		0-1-0		OVERALL		1-4-0		1-1-0		15-3-0												
5-1-0		0-0-0		0-0-0		HOME		0-1-0		0-0-0		5-0-0												
5-4-0		0-0-0		0-1-0		AWAY		0-1-0		0-1-0		5-1-0												
7-4-0		0-0-0		0-0-0		NEUTRAL		1-2-0		1-0-0		5-2-0												
10-7-0		0-0-0		0-1-0		NON-CONFERENCE		1-4-0		1-1-0		8-1-0												
1-1-0		0-0-0		0-0-0		HOME		0-1-0		0-0-0		1-0-0												
2-3-0		0-0-0		0-0-		AWAY		0-1-0		0-1-0		2-0-0												
7-3-0		0-0-0		0-0-0		NEUTRAL		1-2-0		1-0-0		5-1-0												
7-2-0		0-0-0		0-0-0		CONFERENCE		0-0-0		0-0-0		7-2-0												
4-0-0		0-0-0		0-0-0		HOME		0-0-0		0-0-0		4-0-0												
3-1-0		0-0-0		0-0-0		AWAY		0-0-0		0-0-0		3-1-0												
0-1-0		0-0-0		0-0-0		NEUTRAL		0-0-0		0-0-0		0-1-0												
RPI	S	Opponent		Score		RPI	S	Opponent		Score		RPI	S	Opponent		Score								
						43	A	Texas A&M	0	8			57	N	Missouri St.	2	6	111	N	UTSA	6	2		
															72	H	SFA	4	10	142	A	Southeastern La.	0	7
															90	N	Wichita St.	5	2	155	N	SIUE	8	6
															99	A	UT Arlington	1	2	213	A	Texas Southern	8	9
															99	N	UT Arlington	0	10	220	A	A&M-Corpus Christi	5	4
																				220	A	A&M-Corpus Christi	3	2
																				223	N	Tennessee St.	4	1
																				226	N	Abilene Christian	0	9
																				250	N	Alabama St.	3	11
																				258	A	Alcorn	9	0
																				258	A	Alcorn	3	1
																				258	A	Alcorn	9	7
																				267	H	Jackson St.	8	1
																				267	H	Jackson St.	11	1
																				267	H	Jackson St.	9	3
																				273	N	N.C. Central	13	2
																				286	N	Howard	7	1
																				287	H	Delaware St.	5	4
																				287	N	Delaware St.	4	1
																				296	H	Southern U.	5	1
LAST 10 GAMES																								
						258	A	Alcorn	3	1	258	A	Alcorn	9	7									
						99	N	UT Arlington	0	10	220	A	A&M-Corpus Christi	3	2									
						287	N	Delaware St.	4	1	213	A	Texas Southern	8	9									
						99	A	UT Arlington	1	2	72	H	SFA	4	10									
						267	H	Jackson St.	8	1	267	H	Jackson St.	11	1									

Non-Div. I Games:

Prairie View

Average RPI Win:	160	WON-LOST	WINNING	LAST 10	STRENGTH OF	OPP. STRENGTH	TEAM	ADJ	CONF.	ADJ CONF.	
Average RPI Loss:	138	RECORD	PCT. RANK	GAMES	SCHEDULE	OF SCHEDULE	RPI	RPI	RPI	RPI	
DIV. I ONLY	12-19-0	.3871	210	4-6-0	140	180	184	.46785	185	10	10
DIV. I NON-CONF.	9-16-0	.36	212	1-3-0	140	196	199	.46211	199	11	11
TOTALS	RPI 1-25	RPI 26-50	W-L RECORDS	RPI 51-100	RPI 101-150	RPI 150+					
12-19-0	0-0-0	1-4-0	OVERALL	1-2-0	3-5-0	7-8-0					
8-13-0	0-0-0	1-3-0	HOME	1-0-0	2-3-0	4-7-0					
2-1-0	0-0-0	0-0-0	AWAY	0-0-0	0-0-0	2-1-0					
2-5-0	0-0-0	0-1-0	NEUTRAL	0-2-0	1-2-0	1-0-0					
9-16-0	0-0-0	1-4-0	NON-CONFERENCE	1-2-0	2-3-0	5-7-0					
7-11-0	0-0-0	1-3-0	HOME	1-0-0	1-1-0	4-7-0					
0-0-0	0-0-0	0-0-	AWAY	0-0-0	0-0-0	0-0-0					
2-5-0	0-0-0	0-1-0	NEUTRAL	0-2-0	1-2-0	1-0-0					
3-3-0	0-0-0	0-0-0	CONFERENCE	0-0-0	1-2-0	2-1-0					
1-2-0	0-0-0	0-0-0	HOME	0-0-0	1-2-0	0-0-0					
2-1-0	0-0-0	0-0-0	AWAY	0-0-0	0-0-0	2-1-0					
0-0-0	0-0-0	0-0-0	NEUTRAL	0-0-0	0-0-0	0-0-0					
RPI	S	Opponent	Score	RPI	S	Opponent	Score	RPI	S	Opponent	Score
				35	H	UCF	1 6	73	H	Maryland	6 5
				35	H	UCF	1 9	85	N	Fla. Atlantic	0 3
				46	H	Louisiana Tech	3 2	85	N	Fla. Atlantic	2 10
				46	H	Louisiana Tech	0 8				
				48	N	Troy	0 14				
			</								

Non-Div. I Games:

Stetson

Average RPI Win: 172		WON-LOST	WINNING	LAST 10	STRENGTH OF		OPP. STRENGTH	TEAM	ADJ		CONF.	ADJ CONF.
Average RPI Loss: 114		RECORD	PCT. RANK	GAMES	SCHEDULE		OF SCHEDULE	RPI	RPI		RPI	RPI
DIV. I ONLY		11-18-0	.37931	215	3-7-0		163	128	188		24	24
DIV. I NON-CONF.		9-15-0	.375	206	1-4-0		75	138	156		23	23
TOTALS		RPI 1-25	RPI 26-50		W-L RECORDS		RPI 51-100		RPI 101-150		RPI 150+	
11-18-0		0-0-0	1-4-0		OVERALL		1-5-0		1-2-0		8-7-0	
2-3-0		0-0-0	0-2-0		HOME		0-0-0		0-0-0		2-1-0	
2-5-0		0-0-0	0-0-0		AWAY		0-2-0		0-0-0		2-3-0	
7-10-0		0-0-0	1-2-0		NEUTRAL		1-3-0		1-2-0		4-3-0	
9-15-0		0-0-0	1-4-0		NON-CONFERENCE		1-5-0		1-2-0		6-4-0	
0-2-0		0-0-0	0-2-0		HOME		0-0-0		0-0-0		0-0-0	
2-3-0		0-0-0	0-0-		AWAY		0-2-0		0-0-0		2-1-0	
7-10-0		0-0-0	1-2-0		NEUTRAL		1-3-0		1-2-0		4-3-0	
2-3-0		0-0-0	0-0-0		CONFERENCE		0-0-0		0-0-0		2-3-0	
2-1-0		0-0-0	0-0-0		HOME		0-0-0		0-0-0		2-1-0	
0-2-0		0-0-0	0-0-0		AWAY		0-0-0		0-0-0		0-2-0	
0-0-0		0-0-0	0-0-0		NEUTRAL		0-0-0		0-0-0		0-0-0	
RPI S	Opponent	Score	RPI S	Opponent	Score	RPI S	Opponent	Score	RPI S	Opponent	Score	
			31 N	Colorado St.	0 7	58 A	Seattle U	0 3	104 N	North Ala.	1 2	
			33 H	Ohio St.	4 8	58 A	Seattle U	1 7	131 N	UC Riverside	8 9	
			33 H	Ohio St.	0 7	60 N	Iowa St.	2 3	131 N	UC Riverside	6 5	
			40 N	UNLV	0 9	73 N	Maryland	9 12	171 N	ETSU	5 6	
			40 N	UNLV	5 3	73 N	Maryland	13 8	173 N	Cal Poly	6 4	
						88 N	Marshall	4 7	173 N	Cal Poly	3 7	
									176 A	Idaho St.	6 7	
									176 A	Idaho St.	1 2	
									178 N	Pacific	7 0	
									191 N	Marist	6 1	
									205 A	San Diego	3 2	
									205 A	San Diego	2 3	
									221 N	North Dakota	6 3	
									221 N	North Dakota	4 5	
									223 A	Tennessee St.	5 4	
									227 H	Northern Colo.	3 0	
									227 H	Northern Colo.	4 0	
									227 H	Northern Colo.	6 7	
LAST 10 GAMES												
			191 N	Marist	6 1	176 A	Idaho St.	6 7				
			223 A	Tennessee St.	5 4	227 H	Northern Colo.	3 0				
			178 N	Pacific	7 0	227 H	Northern Colo.	6 7				
			33 H	Ohio St.	0 7	176 A	Idaho St.	1 2				
			227 H	Northern Colo.	4 0	221 N	North Dakota	4 5				

Non-Div. I Games:

Portland St.

Average RPI Win: 185		WON-LOST RECORD		WINNING PCT. RANK		LAST 10 GAMES		STRENGTH OF SCHEDULE		OPP. STRENGTH OF SCHEDULE		TEAM RPI		ADJ RPI		CONF. RPI		ADJ CONF. RPI	
DIV. I ONLY		10-18-0		.35714 223		3-7-0		145		92		186		.46674 187		19		20	
DIV. I NON-CONF.		8-15-0		.34783 221		1-4-0		103		90		178		.47451 180		18		18	
TOTALS		RPI 1-25		RPI 26-50		W-L RECORDS		RPI 51-100		RPI 101-150		RPI 150+							
10-18-0		0-2-0		0-5-0		OVERALL		1-4-0		2-1-0		7-6-0							
1-2-0		0-0-0		0-0-0		HOME		1-2-0		0-0-0		0-0-0							
1-4-0		0-0-0		0-2-0		AWAY		0-1-0		0-0-0		1-1-0							
8-12-0		0-2-0		0-3-0		NEUTRAL		0-1-0		2-1-0		6-5-0							
8-15-0		0-2-0		0-5-0		NON-CONFERENCE		0-2-0		2-1-0		6-5-0							
0-0-0		0-0-0		0-0-0		HOME		0-0-0		0-0-0		0-0-0							
0-3-0		0-0-0		0-0-		AWAY		0-1-0		0-0-0		0-0-0							
8-12-0		0-2-0		0-3-0		NEUTRAL		0-1-0		2-1-0		6-5-0							
2-3-0		0-0-0		0-0-0		CONFERENCE		1-2-0		0-0-0		1-1-0							
1-2-0		0-0-0		0-0-0		HOME		1-2-0		0-0-0		0-0-0							
1-1-0		0-0-0		0-0-0		AWAY		0-0-0		0-0-0		1-1-0							
0-0-0		0-0-0		0-0-0		NEUTRAL		0-0-0		0-0-0		0-0-0							
RPI	S	Opponent		Score		RPI	S	Opponent		Score		RPI	S	Opponent		Score			
1	N	Florida St.		4	5	27	N	Drake		0	7	70	N	Southeast Mo. St.		5	7		
14	N	Northwestern		2	11	27	N	Drake		10	11	91	H	Kent St.		1	6		
						35	A	UCF		1	2	91	H	Kent St.		5	2		
						38	A	Indiana		6	9	91	H	Kent St.		6	8		
						46	N	Louisiana Tech		0	8	97	A	UNI		0	5		

Non-Div. I Games:

Toledo

Average RPI Win: 160		WON-LOST RECORD		WINNING PCT. RANK		LAST 10 GAMES		STRENGTH OF SCHEDULE		OPP. STRENGTH OF SCHEDULE		TEAM RPI		ADJ RPI		CONF. RPI		ADJ CONF. RPI	
DIV. I ONLY		11-22-0		.33333 231		2-8-0		119		160		187		.46505 188		9		9	
DIV. I NON-CONF.		8-13-0		.38095 203		1-3-0		170		137		196		.46345 197		9		9	
TOTALS		RPI 1-25		RPI 26-50		W-L RECORDS		RPI 51-100		RPI 101-150		RPI 150+							
11-22-0		0-1-0		0-2-0		OVERALL		3-8-0		2-5-0		6-6-0							
8-10-0		0-0-0		0-1-0		HOME		2-4-0		1-3-0		5-2-0							
2-9-0		0-0-0		0-1-0		AWAY		1-4-0		0-0-0		1-4-0							
1-3-0		0-1-0		0-0-0		NEUTRAL		0-0-0		1-2-0		0-0-0							
8-13-0		0-1-0		0-2-0		NON-CONFERENCE		2-3-0		1-3-0		5-4-0							
6-6-0		0-0-0		0-1-0		HOME		1-2-0		0-1-0		5-2-0							
1-4-0		0-0-0		0-0-		AWAY		1-1-0		0-0-0		0-2-0							
1-3-0		0-1-0		0-0-0		NEUTRAL		0-0-0		1-2-0		0-0-0							
3-9-0		0-0-0		0-0-0		CONFERENCE		1-5-0		1-2-0		1-2-0							
2-4-0		0-0-0		0-0-0		HOME		1-2-0		1-2-0		0-0-0							
1-5-0		0-0-0		0-0-0		AWAY		0-3-0		0-0-0		1-2-0							
0-0-0		0-0-0		0-0-0		NEUTRAL		0-0-0		0-0-0		0-0-0							
RPI	S	Opponent		Score		RPI	S	Opponent		Score		RPI	S	Opponent		Score			
2	N	Oklahoma		0 13		26	H	South Carolina		1 9		52	A	Western Ky.		0 5			
						47	A	North Carolina		0 9		52	A	Western Ky.		2 11			
												52	A	Western Ky.		0 3			
												61	H	NC State		2 12			
												68	A	Grand Canyon		3 4			
												68	A	Grand Canyon		6 5			
												75	H	Elon		7 2			
												79	H	Ohio		6 8			
												88	H	Marshall		11 6			
												88	H	Marshall		0 13			
												88	H	Marshall		5 7			

Average RPI Win:		99	WON-LOST		WINNING		LAST 10		STRENGTH OF		OPP. STRENGTH		TEAM		ADJ		CONF.		ADJ CONF.				
Average RPI Loss:		81	RECORD		PCT. RANK		GAMES		SCHEDULE		OF SCHEDULE		RPI		RPI		RPI		RPI				
DIV. I ONLY			5-28-0		.15152	281	2-8-0		23		96		192		.46386		189	5		5			
DIV. I NON-CONF.			3-18-0		.14286	271	0-2-0		17		110		200		.46467		194	4		4			
TOTALS		RPI 1-25		RPI 26-50		W-L RECORDS		RPI 51-100		RPI 101-150		RPI 150+											
5-28-0		0-2-0		1-9-0		OVERALL		2-5-0		1-9-0		1-3-0											
1-7-0		0-0-0		1-5-0		HOME		0-1-0		0-0-0		0-1-0											
1-11-0		0-2-0		0-2-0		AWAY		0-1-0		1-5-0		0-1-0											
3-10-0		0-0-0		0-2-0		NEUTRAL		2-3-0		0-4-0		1-1-0											
3-18-0		0-2-0		0-4-0		NON-CONFERENCE		2-5-0		0-4-0		1-3-0											
0-2-0		0-0-0		0-0-0		HOME		0-1-0		0-0-0		0-1-0											
0-6-0		0-2-0		0-0-		AWAY		0-1-0		0-0-0		0-1-0											
3-10-0		0-0-0		0-2-0		NEUTRAL		2-3-0		0-4-0		1-1-0											
2-10-0		0-0-0		1-5-0		CONFERENCE		0-0-0		1-5-0		0-0-0											
1-5-0		0-0-0		1-5-0		HOME		0-0-0		0-0-0		0-0-0											
1-5-0		0-0-0		0-0-0		AWAY		0-0-0		1-5-0		0-0-0											
0-0-0		0-0-0		0-0-0		NEUTRAL		0-0-0		0-0-0		0-0-0											
RPI	S	Opponent		Score		RPI	S	Opponent		Score		RPI	S	Opponent		Score		RPI	S	Opponent		Score	
12	A	Ole Miss		3	4	28	H	Virginia Tech		1	9	62	A	Liberty		1	4	102	A	Duke		5	3
12	A	Ole Miss		1	6	28	H	Virginia Tech		2	10	79	H	Ohio		9	11	102	A	Duke		0	8
						28	H	Virginia Tech		0	18	81	N	Purdue		9	13	102	A	Duke		3	4
						35	A	UCF		0	2	90	N	Wichita St.		4	2	107	N	Coastal Caro.		3	11
						35	A	UCF		1	9	90	N	Wichita St.		2	7	107	N	Coastal Caro.		0	5
						41	N	Wisconsin		0	8	100	N	Nicholls St.		5	3	108	N	Nebraska		1	14
						41	N	Wisconsin		0	8	100	N	Nicholls St.		0	5	108	N	Nebraska		2	16
						47	H	North Carolina		14	5							123	A	Virginia		4	7
						47	H	North Carolina		5	11							123	A	Virginia		4	5
						47	H	North Carolina		2	6							123	A	Virginia		6	7
																		154	H	Penn St.		3	8
																		154	N	Penn St.		2	0
																		170	A	Col. of Charleston		4	10
																		180	N	Central Mich.		6	11
						LAST 10 GAMES																	
						47	H	North Carolina		14	5	154	H	Penn St.		3	8						
						47	H	North Carolina		2	6	28	H	Virginia Tech		2	10						
						123	A	Virginia		4	7	28	H	Virginia Tech		0	18						
						108	N	Nebraska		1	14	28	H	Virginia Tech		1	9						
						47	H	North Carolina		5	11	79	H	Ohio		9	11						

Non-Div. I Games:

Pittsburgh

UTEP

Average RPI Win:		155	WON-LOST RECORD		WINNING PCT. RANK		LAST 10 GAMES		STRENGTH OF SCHEDULE		OPP. STRENGTH OF SCHEDULE		TEAM RPI		ADJ RPI		CONF. RPI		ADJ CONF. RPI	
DIV. I ONLY			10-24-0		.29412 246		3-7-0		103		120		193		.4636 190		9		9	
DIV. I NON-CONF.			6-16-0		.27273 247		1-1-0		46		158		184		.47427 181		9		9	
TOTALS		RPI 1-25		RPI 26-50		W-L RECORDS		RPI 51-100		RPI 101-150		RPI 150+								
10-24-0		0-2-0		0-1-0		OVERALL		1-10-0		4-7-0		5-4-0								
4-4-0		0-0-0		0-0-0		HOME		1-1-0		1-2-0		2-1-0								
2-12-0		0-2-0		0-1-0		AWAY		0-6-0		2-3-0		0-0-0								
4-8-0		0-0-0		0-0-0		NEUTRAL		0-3-0		1-2-0		3-3-0								
6-16-0		0-2-0		0-1-0		NON-CONFERENCE		1-7-0		2-3-0		3-3-0								
1-1-0		0-0-0		0-0-0		HOME		1-1-0		0-0-0		0-0-0								
1-7-0		0-2-0		0-0-		AWAY		0-3-0		1-1-0		0-0-0								
4-8-0		0-0-0		0-0-0		NEUTRAL		0-3-0		1-2-0		3-3-0								
4-8-0		0-0-0		0-0-0		CONFERENCE		0-3-0		2-4-0		2-1-0								
3-3-0		0-0-0		0-0-0		HOME		0-0-0		1-2-0		2-1-0								
1-5-0		0-0-0		0-0-0		AWAY		0-3-0		1-2-0		0-0-0								
0-0-0		0-0-0		0-0-0		NEUTRAL		0-0-0		0-0-0		0-0-0								
RPI	S	Opponent		Score		RPI	S	Opponent		Score		RPI	S	Opponent		Score				
16	A	Texas Tech		8	16	40	A	UNLV		2	5	58	N	Seattle U		5	6			
16	A	Texas Tech		0	10							63	A	North Texas		1	3			
												63	A	North Texas		2	10			
												63	A	North Texas		1	5			
												64	A	UC Davis		1	4			
												64	A	UC Davis		1	2			
												64	N	UC Davis		2	15			
												86	A	New Mexico St.		3	12			
												86	H	New Mexico St.		11	3			
												86	H	New Mexico St.		4	12			
												89	N	BYU		4	19			
												119	N	Weber St.		17	5			
												120	H	Southern Miss.		2	13			
												120	H	Southern Miss.		3	11			
												120	H	Southern Miss.		7	6			
												126	A	UAB		1	4			
												126	A	UAB		1	5			
												126	A	UAB		7	3			
												128	N	Hawaii		2	12			
												131	A	UC Riverside		0	4			
												131	A	UC Riverside		8	7			
												139	N	New Mexico		6	15			
												163	N	Sacramento St.		6	5			
												176	N	Idaho St.		1	3			
												188	H	Charlotte		4	0			
												188	H	Charlotte		11	2			
												188	H	Charlotte		6	11			
												195	N	Creighton		5	13			
												195	N	Creighton		13	4			
												209	N	California Baptist		0	4			
												233	N	Saint Mary's (CA)		7	2			
LAST 10 GAMES																				
64	A	UC Davis		1	2	120	H	Southern Miss.		7	6									
16	A	Texas Tech		8	16	63	A	North Texas		1	5									
188	H	Charlotte		4	0	126	A	UAB		1	4									
86	H	New Mexico St.		11	3	126	A	UAB		1	5									
126	A	UAB		7	3	120	H	Southern Miss.		2	13									

Non-Div. I Games:

UTEP

Average RPI Win: 236		WON-LOST RECORD	WINNING PCT. RANK	LAST 10 GAMES	STRENGTH OF SCHEDULE	OPP. STRENGTH OF SCHEDULE	TEAM RPI	ADJ RPI	CONF. RPI	ADJ CONF. RPI		
Average RPI Loss: 138												
DIV. I ONLY		15-14-0	.51724 124	7-3-0	243	240	194	.46173 191	30	30		
DIV. I NON-CONF.		12-14-0	.46154 157	5-3-0	249	237	213	.45052 212	30	30		
<hr/>												
TOTALS		RPI 1-25		RPI 26-50		W-L RECORDS		RPI 51-100		RPI 101-150		RPI 150+
15-14-0		0-0-0		0-0-0		OVERALL		0-4-0		0-3-0		15-7-0
2-0-0		0-0-0		0-0-0		HOME		0-0-0		0-0-0		2-0-0
9-9-0		0-0-0		0-0-0		AWAY		0-3-0		0-2-0		9-4-0
4-5-0		0-0-0		0-0-0		NEUTRAL		0-1-0		0-1-0		4-3-0
12-14-0		0-0-0		0-0-0		NON-CONFERENCE		0-4-0		0-3-0		12-7-0
0-0-0		0-0-0		0-0-0		HOME		0-0-0		0-0-0		0-0-0
8-9-0		0-0-0		0-0-		AWAY		0-3-0		0-2-0		8-4-0
4-5-0		0-0-0		0-0-0		NEUTRAL		0-1-0		0-1-0		4-3-0
3-0-0		0-0-0		0-0-0		CONFERENCE		0-0-0		0-0-0		3-0-0
2-0-0		0-0-0		0-0-0		HOME		0-0-0		0-0-0		2-0-0
1-0-0		0-0-0		0-0-0		AWAY		0-0-0		0-0-0		1-0-0
0-0-0		0-0-0		0-0-0		NEUTRAL		0-0-0		0-0-0		0-0-0
RPI	S	Opponent	Score	RPI	S	Opponent	Score	RPI	S	Opponent	Score	
						61 N NC State	0 3			104 N North Ala.	0 9	
						64 A UC Davis	0 4			136 A Nevada	2 8	
						64 A UC Davis	0 3			136 A Nevada	2 4	
						64 A UC Davis	0 6			163 A Sacramento St.	2 6	
										163 A Sacramento St.	1 9	
										170 A Col. of Charleston	0 8	
										171 N ETSU	10 12	
										178 A Pacific	11 6	
										178 A Pacific	5 3	
										179 A Seton Hall	8 1	
										186 N Portland St.	1 6	
										211 H Fairfield	5 1	
										211 H Fairfield	8 2	
										216 N Rhode Island	2 5	
										223 A Tennessee St.	6 2	
										233 A Saint Mary's (CA)	7 0	
										233 A Saint Mary's (CA)	1 3	
										240 N Youngstown St.	2 0	
										247 N Bryant	3 1	
										257 A Santa Clara	5 2	
										265 N Fairleigh Dickinson	7 6	
										265 N Fairleigh Dickinson	1 0	
										279 A Holy Cross	5 1	
										279 A Holy Cross	5 1	
										293 A Saint Peter's	13 3	
LAST 10 GAMES												
						279 A Holy Cross	5 1			293 A Saint Peter's	13 3	
						279 A Holy Cross	5 1			136 A Nevada	2 4	
						186 N Portland St.	1 6			136 A Nevada	2 8	
						171 N ETSU	10 12			233 A Saint Mary's (CA)	7 0	
						179 A Seton Hall	8 1			211 H Fairfield	8 2	

Non-Div. I Games:

Marist

Average RPI Win: 214		WON-LOST	WINNING	LAST 10	STRENGTH OF		OPP. STRENGTH	TEAM	ADJ	CONF.	ADJ CONF.		
Average RPI Loss: 92		RECORD	PCT. RANK	GAMES	SCHEDULE		OF SCHEDULE	RPI	RPI	RPI	RPI		
DIV. I ONLY		10-18-0	.35714	223	4-6-0		159	129	196	.46168	192	25	25
DIV. I NON-CONF.		7-15-0	.31818	231	1-3-0		70	113	175	.47813	173	25	25
TOTALS		RPI 1-25	RPI 26-50		W-L RECORDS		RPI 51-100		RPI 101-150		RPI 150+		
10-18-0		0-2-0	0-4-0		OVERALL		1-4-0		1-6-0		8-2-0		
1-4-0		0-0-0	0-0-0		HOME		1-1-0		0-3-0		0-0-0		
5-7-0		0-0-0	0-2-0		AWAY		0-2-0		1-1-0		4-2-0		
4-7-0		0-2-0	0-2-0		NEUTRAL		0-1-0		0-2-0		4-0-0		
7-15-0		0-2-0	0-4-0		NON-CONFERENCE		1-4-0		1-3-0		5-2-0		
1-1-0		0-0-0	0-0-0		HOME		1-1-0		0-0-0		0-0-0		
2-7-0		0-0-0	0-0-		AWAY		0-2-0		1-1-0		1-2-0		
4-7-0		0-2-0	0-2-0		NEUTRAL		0-1-0		0-2-0		4-0-0		
3-3-0		0-0-0	0-0-0		CONFERENCE		0-0-0		0-3-0		3-0-0		
0-3-0		0-0-0	0-0-0		HOME		0-0-0		0-3-0		0-0-0		
3-0-0		0-0-0	0-0-0		AWAY		0-0-0		0-0-0		3-0-0		
0-0-0		0-0-0	0-0-0		NEUTRAL		0-0-0		0-0-0		0-0-0		
RPI S	Opponent	Score	RPI S	Opponent	Score	RPI S	Opponent	Score	RPI S	Opponent	Score		
18 N	James Madison	3 12	33 N	Ohio St.	0 2	68 A	Grand Canyon	0 9	119 N	Weber St.	5 13		
22 N	Michigan	0 5	33 N	Ohio St.	3 12	68 A	Grand Canyon	0 5	119 N	Weber St.	2 11		
			34 A	Arizona St.	1 4	86 N	New Mexico St.	5 9	135 H	Bucknell	3 14		
			34 A	Arizona St.	0 14	91 H	Kent St.	0 5	135 H	Bucknell	3 8		
						91 H	Kent St.	5 2	135 H	Bucknell	0 2		
									145 A	UNCW	5 4		
									145 A	UNCW	0 3		
									159 N	South Dakota	6 2		
									179 A	Seton Hall	4 5		
									179 A	Seton Hall	8 4		
									200 A	Delaware	0 3		
									232 N	UMBC	5 2		
									232 N	UMBC	6 3		
									275 N	N.C. A&T	10 0		
									277 A	Lafayette	6 0		
									277 A	Lafayette	4 1		
									277 A	Lafayette	4 3		
			LAST 10 GAMES										
			145 A	UNCW	0 3	68 A	Grand Canyon	0 9					
			179 A	Seton Hall	4 5	91 H	Kent St.	0 5					
			179 A	Seton Hall	8 4	135 H	Bucknell	3 8					
			135 H	Bucknell	3 14	135 H	Bucknell	0 2					
			277 A	Lafayette	4 1	91 H	Kent St.	5 2					

Non-Div. I Games:

Lehigh

Average RPI Win:	183	WON-LOST RECORD	WINNING PCT. RANK	LAST 10 GAMES	STRENGTH OF SCHEDULE	OPP. STRENGTH OF SCHEDULE	TEAM RPI	ADJ RPI	CONF. RPI	ADJ CONF. RPI	
Average RPI Loss:	95										
DIV. I ONLY	11-20-0	.35484	225	2-8-0	164	94	195	.46151	193	11	11
DIV. I NON-CONF.	10-13-0	.43478	175	1-3-0	168	170	179	.47588	178	10	10
<hr/>											
TOTALS	RPI 1-25	RPI 26-50		W-L RECORDS	RPI 51-100		RPI 101-150		RPI 150+		
11-20-0	0-0-0	1-7-0		OVERALL	1-6-0		0-4-0		9-3-0		
2-5-0	0-0-0	0-0-0		HOME	1-2-0		0-2-0		1-1-0		
3-11-0	0-0-0	1-6-0		AWAY	0-4-0		0-1-0		2-0-0		
6-4-0	0-0-0	0-1-0		NEUTRAL	0-0-0		0-1-0		6-2-0		
10-13-0	0-0-0	1-4-0		NON-CONFERENCE	0-4-0		0-2-0		9-3-0		
1-1-0	0-0-0	0-0-0		HOME	0-0-0		0-0-0		1-1-0		
3-8-0	0-0-0	1-0-		AWAY	0-4-0		0-1-0		2-0-0		
6-4-0	0-0-0	0-1-0		NEUTRAL	0-0-0		0-1-0		6-2-0		
1-7-0	0-0-0	0-3-0		CONFERENCE	1-2-0		0-2-0		0-0-0		
1-4-0	0-0-0	0-0-0		HOME	1-2-0		0-2-0		0-0-0		
0-3-0	0-0-0	0-3-0		AWAY	0-0-0		0-0-0		0-0-0		
0-0-0	0-0-0	0-0-0		NEUTRAL	0-0-0		0-0-0		0-0-0		
RPI S	Opponent	Score	RPI S	Opponent	Score	RPI S	Opponent	Score	RPI S	Opponent	Score
			27 A Drake	0 8	52 A Western Ky.	7 9	103 A Chattanooga	5 6			
			27 A Drake	0 2	81 A Purdue	4 5	110 H Illinois St.	2 14			
			27 A Drake	0 10	81 A Purdue	6 9	110 H Illinois St.	1 8			
			32 N Missouri	1 11	93 A Memphis	2 3	133 N Belmont	2 7			
			36 A Illinois	4 7	97 H UNI	2 1	181 N Dayton	4 3			
			36 A Illinois	9 2	97 H UNI	3 6	182 N Tennessee Tech	6 5			
			44 A Louisville	1 7	97 H UNI	3 10	185 A Stetson	6 4			
			44 A Louisville	0 3			185 A Stetson	10 2			
							187 N Toledo	5 1			
							217 N Butler	5 0			
							217 N Butler	4 6			
							241 H IUPUI	9 2			
							241 H IUPUI	3 6			
							241 N IUPUI	3 8			
							241 N IUPUI	6 3			
							264 N Cleveland St.	3 0			
			LAST 10 GAMES								
			27 A Drake	0 8	36 A Illinois	9 2					
			27 A Drake	0 2	44 A Louisville	0 3					
			81 A Purdue	6 9	264 N Cleveland St.	3 0					
			81 A Purdue	4 5	217 N Butler	4 6					
			36 A Illinois	4 7	110 H Illinois St.	2 14					

Non-Div. I Games:

Indiana St.

Average RPI Win: 173		WON-LOST	WINNING	LAST 10	STRENGTH OF		OPP. STRENGTH	TEAM	ADJ	CONF.	ADJ CONF.			
Average RPI Loss: 136		RECORD	PCT. RANK	GAMES	SCHEDULE		OF SCHEDULE	RPI	RPI	RPI	RPI			
DIV. I ONLY		13-22-0	.37143	218	1-9-0		143	203	190	.46073	194	10	10	
DIV. I NON-CONF.		12-17-0	.41379	185	0-4-0		110	212	167	.47907	171	11	11	
TOTALS		RPI 1-25	RPI 26-50		W-L RECORDS		RPI 51-100		RPI 101-150		RPI 150+			
13-22-0	0-1-0	0-0-0		OVERALL		2-3-0		3-11-0		8-7-0				
12-12-0	0-1-0	0-0-0		HOME		2-3-0		3-2-0		7-6-0				
0-9-0	0-0-0	0-0-0		AWAY		0-0-0		0-8-0		0-1-0				
1-1-0	0-0-0	0-0-0		NEUTRAL		0-0-0		0-1-0		1-0-0				
12-17-0	0-1-0	0-0-0		NON-CONFERENCE		2-3-0		3-8-0		7-5-0				
11-10-0	0-1-0	0-0-0		HOME		2-3-0		3-2-0		6-4-0				
0-6-0	0-0-0	0-0-		AWAY		0-0-0		0-5-0		0-1-0				
1-1-0	0-0-0	0-0-0		NEUTRAL		0-0-0		0-1-0		1-0-0				
1-5-0	0-0-0	0-0-0		CONFERENCE		0-0-0		0-3-0		1-2-0				
1-2-0	0-0-0	0-0-0		HOME		0-0-0		0-0-0		1-2-0				
0-3-0	0-0-0	0-0-0		AWAY		0-0-0		0-3-0		0-0-0				
0-0-0	0-0-0	0-0-0		NEUTRAL		0-0-0		0-0-0		0-0-0				
RPI	S	Opponent	Score		RPI	S	Opponent	Score		RPI	S	Opponent	Score	
9	H	Florida	0 5							101	A	Jacksonville St.	1 7	
										101	A	Jacksonville St.	4 9	
										101	A	Jacksonville St.	5 7	
										107	A	Coastal Caro.	4 7	
										107	A	Coastal Caro.	1 3	
										115	N	Austin Peay	2 9	
										125	H	Providence	6 0	
										134	H	UMass Lowell	8 0	
										134	H	UMass Lowell	1 6	
										138	H	LIU Brooklyn	0 5	
										143	A	Kennesaw St.	7 8	
										143	A	Kennesaw St.	1 9	
										143	A	Kennesaw St.	1 2	
										145	H	UNCW	9 2	
										153	A	Florida A&M	3 8	
										156	N	Radford	5 2	
										170	H	Col. of Charleston	5 4	
										175	H	Colgate	1 2	
										177	H	Harvard	2 3	
										177	H	Harvard	8 0	
										185	H	Stetson	4 12	
										185	H	Stetson	3 9	
										185	H	Stetson	3 2	
										215	H	Charleston So.	8 0	
										235	H	Georgetown	5 1	
										264	H	Cleveland St.	1 2	
										266	H	Presbyterian	10 3	
LAST 10 GAMES														
264	H	Cleveland St.	1 2		279	H	Holy Cross	7 6		185	H	Stetson	3 2	
143	A	Kennesaw St.	7 8		143	A	Kennesaw St.	1 9		215	H	Charleston So.	8 0	
185	H	Stetson	3 9		143	A	Kennesaw St.	1 2		235	H	Georgetown	5 1	
76	H	USC Upstate	3 2		153	A	Florida A&M	3 8		264	H	Cleveland St.	1 2	
101	A	Jacksonville St.	1 7		185	H	Stetson	4 12		266	H	Presbyterian	10 3	

Non-Div. I Games:

Jacksonville

RPI	S	Opponent	Score	
279	H	Holy Cross	7	6
279	H	Holy Cross	1	2

Jacksonville

J
a
c
k
s
o
n
v
i
l
l
e

J
a
c
k
s
o
n
v
i
l
l
e

Average RPI Win:	188	WON-LOST	WINNING	LAST 10	STRENGTH OF	OPP. STRENGTH	TEAM	ADJ	CONF.	ADJ CONF.	
Average RPI Loss:	141	RECORD	PCT. RANK	GAMES	SCHEDULE	OF SCHEDULE	RPI	RPI	RPI	RPI	
DIV. I ONLY	11-14-0	.44	176	4-6-0	202	204	199	.4605	195	18	19
DIV. I NON-CONF.	10-9-0	.52632	128	3-1-0	187	202	154	.49031	153	19	19
TOTALS	RPI 1-25	RPI 26-50	W-L RECORDS	RPI 51-100	RPI 101-150	RPI 150+					
11-14-0	0-0-0	0-0-0	OVERALL	2-5-0	1-4-0	8-5-0					
2-0-0	0-0-0	0-0-0	HOME	0-0-0	1-0-0	1-0-0					
4-9-0	0-0-0	0-0-0	AWAY	1-3-0	0-3-0	3-3-0					
5-5-0	0-0-0	0-0-0	NEUTRAL	1-2-0	0-1-0	4-2-0					
10-9-0	0-0-0	0-0-0	NON-CONFERENCE	2-5-0	1-1-0	7-3-0					
2-0-0	0-0-0	0-0-0	HOME	0-0-0	1-0-0	1-0-0					
3-4-0	0-0-0	0-0-	AWAY	1-3-0	0-0-0	2-1-0					
5-5-0	0-0-0	0-0-0	NEUTRAL	1-2-0	0-1-0	4-2-0					
1-5-0	0-0-0	0-0-0	CONFERENCE	0-0-0	0-3-0	1-2-0					
0-0-0	0-0-0	0-0-0	HOME	0-0-0	0-0-0	0-0-0					
1-5-0	0-0-0	0-0-0	AWAY	0-0-0	0-3-0	1-2-0					
0-0-0	0-0-0	0-0-0	NEUTRAL	0-0-0	0-0-0	0-0-0					
RPI	S	Opponent	Score	RPI	S	Opponent	Score	RPI	S	Opponent	Score
						51 A Southern Ill.	0 1	125 A		Providence	3 5
						51 A Southern Ill.	2 1	125 A		Providence	3 4
						63 N North Texas	3 7	125 A		Providence	3 4
						84 N South Dakota St.	1 0	139 N		New Mexico	0 8
						84 N South Dakota St.	0 5	141 H		Northwestern St.	5 2
						86 A New Mexico St.	1 9	159 H		South Dakota	11 5
						86 A New Mexico St.	4 11	190 N		UTEP	4 13
								190 N		UTEP	13 5
								197 A		UMKC	4 7
								197 A		UMKC	4 1
								197 A		UMKC	10 4
								229 N		Saint Louis	5 4
								234 N		Evansville	2 4
								235 A		Georgetown	14 5
								235 A		Georgetown	5 6
								235 A		Georgetown	4 5
								292 N		Ark.-Pine Bluff	9 0
								292 N		Ark.-Pine Bluff	10 0
LAST 10 GAMES											
						197 A UMKC	4 1	159 H		South Dakota	11 5
						125 A Providence	3 5	235 A		Georgetown	4 5
						235 A Georgetown	5 6	235 A		Georgetown	14 5
						125 A Providence	3 4	84 N		South Dakota St.	1 0
						125 A Providence	3 4	197 A		UMKC	10 4

Non-Div. I Games:

Creighton

Average RPI Win: 199		WON-LOST	WINNING	LAST 10	STRENGTH OF		OPP. STRENGTH	TEAM	ADJ	CONF.	ADJ CONF.
Average RPI Loss: 108		RECORD	PCT. RANK	GAMES	SCHEDULE		OF SCHEDULE	RPI	RPI	RPI	RPI
DIV. I ONLY		11-23-0	.32353	233	6-4-0		113	187	191	.45876	196
DIV. I NON-CONF.		10-21-0	.32258	229	5-2-0		85	193	191	.46421	195
TOTALS		RPI 1-25	RPI 26-50		W-L RECORDS		RPI 51-100		RPI 101-150		RPI 150+
11-23-0		0-3-0	0-0-0		OVERALL		0-11-0		3-2-0		8-7-0
6-4-0		0-0-0	0-0-0		HOME		0-1-0		3-0-0		3-3-0
1-7-0		0-2-0	0-0-0		AWAY		0-5-0		0-0-0		1-0-0
4-12-0		0-1-0	0-0-0		NEUTRAL		0-5-0		0-2-0		4-4-0
10-21-0		0-3-0	0-0-0		NON-CONFERENCE		0-11-0		3-2-0		7-5-0
5-2-0		0-0-0	0-0-0		HOME		0-1-0		3-0-0		2-1-0
1-7-0		0-2-0	0-0-		AWAY		0-5-0		0-0-0		1-0-0
4-12-0		0-1-0	0-0-0		NEUTRAL		0-5-0		0-2-0		4-4-0
1-2-0		0-0-0	0-0-0		CONFERENCE		0-0-0		0-0-0		1-2-0
1-2-0		0-0-0	0-0-0		HOME		0-0-0		0-0-0		1-2-0
0-0-0		0-0-0	0-0-0		AWAY		0-0-0		0-0-0		0-0-0
0-0-0		0-0-0	0-0-0		NEUTRAL		0-0-0		0-0-0		0-0-0
RPI S	Opponent	Score	RPI S	Opponent	Score	RPI S	Opponent	Score	RPI S	Opponent	Score
14 N	Northwestern	0 4				53 A	San Jose St.	2 4	109 N	Ball St.	1 9
20 A	Stanford	3 7				53 N	San Jose St.	5 6	127 N	Utah St.	1 11
20 A	Stanford	0 8				54 N	North Dakota St.	2 5	136 H	Nevada	4 3
						56 A	Fresno St.	0 8	136 H	Nevada	6 5
						56 A	Fresno St.	0 6	136 H	Nevada	5 4
						64 A	UC Davis	1 2	173 N	Cal Poly	4 2
						64 H	UC Davis	4 10	176 H	Idaho St.	4 3
						74 N	Bradley	6 7	176 H	Idaho St.	1 6
						78 N	Texas St.	5 7	176 H	Idaho St.	2 3
						78 N	Texas St.	3 11	209 N	California Baptist	1 10
						86 A	New Mexico St.	3 6	221 N	North Dakota	2 6
									224 N	UC Santa Barbara	5 0
									224 N	UC Santa Barbara	6 11
									225 H	Utah Valley	5 4
									225 H	Utah Valley	10 3
									225 H	Utah Valley	8 12
									243 N	CSU Bakersfield	2 3
									243 N	CSU Bakersfield	7 3
									257 A	Santa Clara	5 1
									257 N	Santa Clara	3 0
			LAST 10 GAMES								
			225 H	Utah Valley	10 3	136 H	Nevada	6 5			
			176 H	Idaho St.	1 6	136 H	Nevada	5 4			
			176 H	Idaho St.	4 3	225 H	Utah Valley	8 12			
			176 H	Idaho St.	2 3	225 H	Utah Valley	5 4			
			136 H	Nevada	4 3	221 N	North Dakota	2 6			

Non-Div. I Games:

Montana

Average RPI Win: 223		WON-LOST RECORD	WINNING PCT. RANK	LAST 10 GAMES	STRENGTH OF SCHEDULE	OPP. STRENGTH OF SCHEDULE	TEAM RPI	ADJ RPI	CONF. RPI	ADJ CONF. RPI		
Average RPI Loss: 162												
DIV. I ONLY		20-15-0	.57143	99	4-6-0	254	257	189	.45863	197	16	15
DIV. I NON-CONF.		19-10-0	.65517	66	3-1-0	277	268	173	.47194	188	17	17
<hr/>												
TOTALS		RPI 1-25		RPI 26-50		W-L RECORDS		RPI 51-100		RPI 101-150		RPI 150+
20-15-0		0-0-0		0-0-0		OVERALL		2-6-0		1-1-0		17-8-0
3-5-0		0-0-0		0-0-0		HOME		2-3-0		0-0-0		1-2-0
5-6-0		0-0-0		0-0-0		AWAY		0-0-0		1-1-0		4-5-0
12-4-0		0-0-0		0-0-0		NEUTRAL		0-3-0		0-0-0		12-1-0
19-10-0		0-0-0		0-0-0		NON-CONFERENCE		1-4-0		1-1-0		17-5-0
2-3-0		0-0-0		0-0-0		HOME		1-1-0		0-0-0		1-2-0
5-3-0		0-0-0		0-0-		AWAY		0-0-0		1-1-0		4-2-0
12-4-0		0-0-0		0-0-0		NEUTRAL		0-3-0		0-0-0		12-1-0
1-5-0		0-0-0		0-0-0		CONFERENCE		1-2-0		0-0-0		0-3-0
1-2-0		0-0-0		0-0-0		HOME		1-2-0		0-0-0		0-0-0
0-3-0		0-0-0		0-0-0		AWAY		0-0-0		0-0-0		0-3-0
0-0-0		0-0-0		0-0-0		NEUTRAL		0-0-0		0-0-0		0-0-0
RPI	S	Opponent	Score	RPI	S	Opponent	Score	RPI	S	Opponent	Score	
								58	H	Seattle U	3	6
								58	H	Seattle U	7	5
								58	H	Seattle U	3	5
								70	N	Southeast Mo. St.	2	8
								70	N	Southeast Mo. St.	2	8
								84	H	South Dakota St.	8	10
								84	H	South Dakota St.	6	4
								98	N	DePaul	1	2

Non-Div. I Games:

UMKC

[illegible]

Non-Div. I Games:

Bethune-Cookman

M
e
r
c
e
r

Mercer

D
e
l
a
w
a
r
e

Delaware

RPI	S	Opponent	Score	
288	H	Coppin St.	5	2
288	H	Coppin St.	1	0
293	N	Saint Peter's	4	3

Delaware

D
e
l
a
w
a
r
e

D
e
l
a
w
a
r
e

Average RPI Win: 187		WON-LOST	WINNING	LAST 10	STRENGTH OF		OPP. STRENGTH	TEAM	ADJ		CONF.	ADJ CONF.		
Average RPI Loss: 107		RECORD	PCT. RANK	GAMES	SCHEDULE		OF SCHEDULE	RPI	RPI		RPI	RPI		
DIV. I ONLY		10-27-0	.27027	258	2-8-0		77	190	201	.45624	201	15	16	
DIV. I NON-CONF.		9-20-0	.31034	236	1-1-0		79	182	192	.4658	193	16	16	
TOTALS		RPI 1-25	RPI 26-50		W-L RECORDS		RPI 51-100		RPI 101-150		RPI 150+			
10-27-0		0-1-0	0-5-0		OVERALL		1-7-0		3-8-0		6-6-0			
1-3-0		0-0-0	0-0-0		HOME		0-0-0		1-3-0		0-0-0			
2-8-0		0-1-0	0-2-0		AWAY		0-0-0		2-3-0		0-2-0			
7-16-0		0-0-0	0-3-0		NEUTRAL		1-7-0		0-2-0		6-4-0			
9-20-0		0-1-0	0-5-0		NON-CONFERENCE		1-7-0		2-3-0		6-4-0			
0-0-0		0-0-0	0-0-0		HOME		0-0-0		0-0-0		0-0-0			
2-4-0		0-1-0	0-0-		AWAY		0-0-0		2-1-0		0-0-0			
7-16-0		0-0-0	0-3-0		NEUTRAL		1-7-0		0-2-0		6-4-0			
1-7-0		0-0-0	0-0-0		CONFERENCE		0-0-0		1-5-0		0-2-0			
1-3-0		0-0-0	0-0-0		HOME		0-0-0		1-3-0		0-0-0			
0-4-0		0-0-0	0-0-0		AWAY		0-0-0		0-2-0		0-2-0			
0-0-0		0-0-0	0-0-0		NEUTRAL		0-0-0		0-0-0		0-0-0			
RPI	S	Opponent	Score		RPI	S	Opponent	Score		RPI	S	Opponent	Score	
15	A	Auburn	0	6	36	A	Illinois	7	8	54	N	North Dakota St.	6	9
					48	N	Troy	0	3	54	N	North Dakota St.	5	7
					48	N	Troy	3	4	76	N	USC Upstate	0	8
					50	A	Lipscomb	2	3	79	N	Ohio	1	4
					50	N	Lipscomb	3	5	79	N	Ohio	8	9
										87	N	Miami (OH)	1	3
										95	N	Appalachian St.	2	1
										98	N	DePaul	4	6
										</				

Non-Div. I Games:

Eastern Ill.

Average RPI Win:	213	WON-LOST RECORD	WINNING PCT. RANK	LAST 10 GAMES	STRENGTH OF SCHEDULE	OPP. STRENGTH OF SCHEDULE	TEAM RPI	ADJ RPI	CONF. RPI	ADJ CONF. RPI				
DIV. I ONLY		6-15-0	.28571	248	4-6-0	98	193	202	.45612	202	29	29		
DIV. I NON-CONF.		3-12-0	.2	261	1-3-0	44	106	205	.45796	203	29	29		
<hr/>														
TOTALS	RPI 1-25	RPI 26-50		W-L RECORDS		RPI 51-100		RPI 101-150		RPI 150+				
6-15-0	0-1-0	0-5-0		OVERALL		0-2-0		1-1-0		5-6-0				
4-3-0	0-0-0	0-0-0		HOME		0-0-0		1-0-0		3-3-0				
0-5-0	0-0-0	0-3-0		AWAY		0-1-0		0-0-0		0-1-0				
2-7-0	0-1-0	0-2-0		NEUTRAL		0-1-0		0-1-0		2-2-0				
3-12-0	0-1-0	0-5-0		NON-CONFERENCE		0-2-0		1-1-0		2-3-0				
1-0-0	0-0-0	0-0-0		HOME		0-0-0		1-0-0		0-0-0				
0-5-0	0-0-0	0-0-		AWAY		0-1-0		0-0-0		0-1-0				
2-7-0	0-1-0	0-2-0		NEUTRAL		0-1-0		0-1-0		2-2-0				
3-3-0	0-0-0	0-0-0		CONFERENCE		0-0-0		0-0-0		3-3-0				
3-3-0	0-0-0	0-0-0		HOME		0-0-0		0-0-0		3-3-0				
0-0-0	0-0-0	0-0-0		AWAY		0-0-0		0-0-0		0-0-0				
0-0-0	0-0-0	0-0-0		NEUTRAL		0-0-0		0-0-0		0-0-0				
<hr/>														
RPI	S	Opponent	Score		RPI	S	Opponent	Score		RPI	S	Opponent	Score	
7	N	Texas	2	15	34	A	Arizona St.	5	14	62	A	Liberty	0	12
					34	A	Arizona St.	5	20	80	N	North Florida	1	9
					35	A	UCF	1	8					
					41	N	Wisconsin	1	4					
					41	N	Wisconsin	2	11					
<hr/>														
LAST 10 GAMES														
					218	H	Columbia	11	5	218	H	Columbia	4	5
					236	H	Yale	8	0	236	H	Yale	1	4
					62	A	Liberty	0	12	218	H	Columbia	1	2
					174	N	Valparaiso	0	7	236	H	Yale	2	0
					185	A	Stetson	1	7	35	A	UCF	1	8

Non-Div. I Games:

Princeton

Average RPI Win: 200		WON-LOST RECORD		WINNING PCT. RANK		LAST 10 GAMES		STRENGTH OF SCHEDULE		OPP. STRENGTH OF SCHEDULE		TEAM RPI		ADJ RPI		CONF. RPI		ADJ CONF. RPI					
Average RPI Loss: 147																							
DIV. I ONLY		13-20-0		.39394 205		5-5-0		175		230		205		.45503 203		27		27					
DIV. I NON-CONF.		11-19-0		.36667 210		3-4-0		155		235		206		.45786 204		27		28					
TOTALS		RPI 1-25		RPI 26-50		W-L RECORDS		RPI 51-100		RPI 101-150		RPI 150+											
13-20-0		0-1-0		0-1-0		OVERALL		1-3-0		2-4-0		10-11-0											
0-0-0		0-0-0		0-0-0		HOME		0-0-0		0-0-0		0-0-0											
4-7-0		0-1-0		0-1-0		AWAY		0-0-0		1-3-0		3-2-0											
9-13-0		0-0-0		0-0-0		NEUTRAL		1-3-0		1-1-0		7-9-0											
11-19-0		0-1-0		0-1-0		NON-CONFERENCE		1-3-0		2-4-0		8-10-0											
0-0-0		0-0-0		0-0-0		HOME		0-0-0		0-0-0		0-0-0											
2-6-0		0-1-0		0-0-		AWAY		0-0-0		1-3-0		1-1-0											
9-13-0		0-0-0		0-0-0		NEUTRAL		1-3-0		1-1-0		7-9-0											
2-1-0		0-0-0		0-0-0		CONFERENCE		0-0-0		0-0-0		2-1-0											
0-0-0		0-0-0		0-0-0		HOME		0-0-0		0-0-0		0-0-0											
2-1-0		0-0-0		0-0-0		AWAY		0-0-0		0-0-0		2-1-0											
0-0-0		0-0-0		0-0-0		NEUTRAL		0-0-0		0-0-0		0-0-0											
RPI	S	Opponent		Score		RPI	S	Opponent		Score		RPI	S	Opponent		Score		RPI	S	Opponent		Score	
10	A	Alabama		1	3	38	A	Indiana		6	13	79	N	Ohio		6	17	120	N	Southern Miss.		1	0
												79	N	Ohio		19	18	121	A	East Carolina		5	7
												81	N	Purdue		2	6	125	N	Providence		1	2
												84	N	South Dakota St.		2	7	146	A	Ga. Southern		10	1
																		146	A	Ga. Southern		5	6
																		147	A	Gardner-Webb		1	2
																		152	N	Winthrop		5	4
																		160	N	Villanova		0	7
																		164	N	Western Mich.		8	10
																		166	N	Michigan St.		2	8
																		166	N	Michigan St.		0	8
																		168	N	UT Martin		1	3
																		171	N	ETSU		16	10
																		171	N	ETSU		6	15
																		187	N	Toledo		0	11
																		187	N	Toledo		9	7
																		212	N	Bowling Green		12	7
																		212	N	Bowling Green		7	8
																		214	A	George Mason		5	6
																		214	A	George Mason		12	8
																		247	A	Bryant		5	4
																		247	A	Bryant		3	7
																		251	N	Army West Point		1	9
																		263	A	Central Conn. St.		12	6
																		264	N	Cleveland St.		9	3
																		264	N	Cleveland St.		5	0
																		285	N	Savannah St.		7	1
				LAST 10 GAMES																			
						263	A	Central Conn. St.		12	6	38	A	Indiana		6	13	251	N	Army West Point		1	9
						247	A	Bryant		5	4	79	N	Ohio		6	17	263	A	Central Conn. St.		12	6
						247	A	Bryant		3	7	187	N	Toledo		9	7	264	N	Cleveland St.		9	3
						214	A	George Mason		5	6	187	N	Toledo		0	11	264	N	Cleveland St.		5	0
						214	A	George Mason		12	8	79	N	Ohio		19	18	285	N	Savannah St.		7	1

Non-Div. I Games:

Saint Francis (PA)

Average RPI Win:	200	WON-LOST RECORD	WINNING PCT. RANK	LAST 10 GAMES	STRENGTH OF SCHEDULE	OPP. STRENGTH OF SCHEDULE	TEAM RPI	ADJ RPI	CONF. RPI	ADJ CONF. RPI				
DIV. I ONLY		14-14-0	.5	132	3-7-0	263	126	209	.45477	204	20	18		
DIV. I NON-CONF.		10-4-0	.71429	48	1-0-0	290	148	148	.49254	146	15	14		
<hr/>														
TOTALS	RPI 1-25	RPI 26-50		W-L RECORDS		RPI 51-100		RPI 101-150		RPI 150+				
14-14-0	0-1-0	0-0-0		OVERALL		1-3-0		4-8-0		9-2-0				
2-4-0	0-0-0	0-0-0		HOME		0-0-0		2-4-0		0-0-0				
7-9-0	0-1-0	0-0-0		AWAY		1-3-0		2-4-0		4-1-0				
5-1-0	0-0-0	0-0-0		NEUTRAL		0-0-0		0-0-0		5-1-0				
10-4-0	0-1-0	0-0-0		NON-CONFERENCE		1-0-0		2-2-0		7-1-0				
0-0-0	0-0-0	0-0-0		HOME		0-0-0		0-0-0		0-0-0				
5-3-0	0-1-0	0-0-		AWAY		1-0-0		2-2-0		2-0-0				
5-1-0	0-0-0	0-0-0		NEUTRAL		0-0-0		0-0-0		5-1-0				
4-10-0	0-0-0	0-0-0		CONFERENCE		0-3-0		2-6-0		2-1-0				
2-4-0	0-0-0	0-0-0		HOME		0-0-0		2-4-0		0-0-0				
2-6-0	0-0-0	0-0-0		AWAY		0-3-0		0-2-0		2-1-0				
0-0-0	0-0-0	0-0-0		NEUTRAL		0-0-0		0-0-0		0-0-0				
RPI	S	Opponent	Score		RPI	S	Opponent	Score		RPI	S	Opponent	Score	
7	A	Texas	0	8						72	A	SFA	1	3
										72	A	SFA	0	3
										72	A	SFA	3	5
										99	A	UT Arlington	6	5
										105	H	McNeese	2	4
										105	H	McNeese	0	1
										105	H	McNeese	5	4
										111	A	UTSA	7	0
										120	A	Southern Miss.	0	9
										120	A	Southern Miss.	1	9
										130	A	Samford	6	2
										141	A	Northwestern St.	3	9
										141	A	Northwestern St.	0	8
										142	H	Southeastern La.	3	4
										142	H	Southeastern La.	2	5
										142	H	Southeastern La.	7	4
										182	N	Tennessee Tech	6	7
										213	A	Texas Southern	4	2
										213	A	Texas Southern	6	2
										220	A	A&M-Corpus Christi	4	2
										220	A	A&M-Corpus Christi	3	0
										220	A	A&M-Corpus Christi	2	3
										234	N	Evansville	6	2
										267	N	Jackson St.	5	3
										267	N	Jackson St.	4	0
										292	N	Ark.-Pine Bluff	4	0
										292	N	Ark.-Pine Bluff	9	2
LAST 10 GAMES														
220	A	A&M-Corpus Christi	4	2	105	H	McNeese	0	1	220	A	A&M-Corpus Christi	4	2
141	A	Northwestern St.	3	9	72	A	SFA	3	5	213	A	Texas Southern	4	2
120	A	Southern Miss.	0	9	213	A	Texas Southern	4	2	105	H	McNeese	2	4
142	H	Southeastern La.	2	5	105	H	McNeese	2	4	105	H	McNeese	5	4
220	A	A&M-Corpus Christi	3	0	105	H	McNeese	5	4					

Non-Div. I Games:

Houston Baptist

S
a
n
D
i
e
g
o

San Diego

Average RPI Win: 218		WON-LOST RECORD		WINNING PCT. RANK		LAST 10 GAMES		STRENGTH OF SCHEDULE		OPP. STRENGTH OF SCHEDULE		TEAM RPI		ADJ RPI		CONF. RPI		ADJ CONF. RPI	
DIV. I ONLY		11-14-0		.44 176		5-5-0		211		216		207		.45415 206		23		23	
DIV. I NON-CONF.		10-12-0		.45455 162		4-3-0		242		180		210		.45558 209		24		24	
TOTALS		RPI 1-25		RPI 26-50		W-L RECORDS		RPI 51-100		RPI 101-150		RPI 150+							
11-14-0		0-1-0		0-3-0		OVERALL		0-1-0		2-1-0		9-8-0							
3-0-0		0-0-0		0-0-0		HOME		0-0-0		0-0-0		3-0-0							
4-8-0		0-1-0		0-2-0		AWAY		0-0-0		1-0-0		3-5-0							
4-6-0		0-0-0		0-1-0		NEUTRAL		0-1-0		1-1-0		3-3-0							
10-12-0		0-1-0		0-3-0		NON-CONFERENCE		0-1-0		2-1-0		8-6-0							
3-0-0		0-0-0		0-0-0		HOME		0-0-0		0-0-0		3-0-0							
3-6-0		0-1-0		0-0-		AWAY		0-0-0		1-0-0		2-3-0							
4-6-0		0-0-0		0-1-0		NEUTRAL		0-1-0		1-1-0		3-3-0							
1-2-0		0-0-0		0-0-0		CONFERENCE		0-0-0		0-0-0		1-2-0							
0-0-0		0-0-0		0-0-0		HOME		0-0-0		0-0-0		0-0-0							
1-2-0		0-0-0		0-0-0		AWAY		0-0-0		0-0-0		1-2-0							
0-0-0		0-0-0		0-0-0		NEUTRAL		0-0-0		0-0-0		0-0-0							
RPI S	Opponent		Score		RPI S	Opponent		Score		RPI S	Opponent		Score		RPI S	Opponent		Score	
18 A	James Madison		0 15		28 A	Virginia Tech		0 12		92 N	Iowa		5 8		112 N	Rutgers		2 1	
					28 A	Virginia Tech		1 9							113 A	CSUN		7 5	
					48 N	Troy		3 6							132 N	Saint Joseph's		3 7	
															152 A	Winthrop		5 11	
															152 A	Winthrop		2 7	
															152 A	Winthrop		7 2	
															158 A	Furman		2 11	
															158 A	Furman		11 9	
															164 N	Western Mich.		5 8	
															198 N	Bethune-Cookman		1 2	
															232 A	UMBC		9 0	
															232 A	UMBC		0 8	
															232 A	UMBC		2 4	
															243 N	CSU Bakersfield		9 3	
															243 N	CSU Bakersfield		4 8	
															257 N	Santa Clara		8 3	
															272 H	Incarnate Word		1 0	
															280 N	Morgan St.		13 5	
															289 H	Cornell		8 7	
															289 H	Cornell		10 1	
LAST 10 GAMES																			
28 A	Virginia Tech		1 9		232 A	UMBC		0 8											
232 A	UMBC		9 0		232 A	UMBC		2 4											
152 A	Winthrop		2 7		289 H	Cornell		8 7											
289 H	Cornell		10 1		152 A	Winthrop		5 11											
158 A	Furman		2 11		152 A	Winthrop		7 2											

Non-Div. I Games:

Binghamton

Average RPI Win: 228		WON-LOST	WINNING	LAST 10	STRENGTH OF		OPP. STRENGTH	TEAM	ADJ	CONF.	ADJ CONF.
Average RPI Loss: 93		RECORD	PCT. RANK	GAMES	SCHEDULE		OF SCHEDULE	RPI	RPI	RPI	RPI
DIV. I ONLY		18-18-0	.5	132	6-4-0		255	166	203	.4533	207
DIV. I NON-CONF.		13-11-0	.54167	116	2-1-0		247	186	177	.47295	184
TOTALS		RPI 1-25	RPI 26-50		W-L RECORDS		RPI 51-100		RPI 101-150		RPI 150+
18-18-0		0-3-0	0-0-0		OVERALL		2-9-0		0-3-0		16-3-0
6-12-0		0-3-0	0-0-0		HOME		1-8-0		0-1-0		5-0-0
6-4-0		0-0-0	0-0-0		AWAY		1-1-0		0-1-0		5-2-0
6-2-0		0-0-0	0-0-0		NEUTRAL		0-0-0		0-1-0		6-1-0
13-11-0		0-3-0	0-0-0		NON-CONFERENCE		1-4-0		0-3-0		12-1-0
5-7-0		0-3-0	0-0-0		HOME		0-3-0		0-1-0		5-0-0
2-2-0		0-0-0	0-0-		AWAY		1-1-0		0-1-0		1-0-0
6-2-0		0-0-0	0-0-0		NEUTRAL		0-0-0		0-1-0		6-1-0
5-7-0		0-0-0	0-0-0		CONFERENCE		1-5-0		0-0-0		4-2-0
1-5-0		0-0-0	0-0-0		HOME		1-5-0		0-0-0		0-0-0
4-2-0		0-0-0	0-0-0		AWAY		0-0-0		0-0-0		4-2-0
0-0-0		0-0-0	0-0-0		NEUTRAL		0-0-0		0-0-0		0-0-0
RPI S	Opponent	Score	RPI S	Opponent	Score	RPI S	Opponent	Score	RPI S	Opponent	Score
12 H	Ole Miss	3 18				57 H	Missouri St.	4 6	104 H	North Ala.	1 10
13 H	Oklahoma St.	1 16				67 A	Baylor	8 5	109 N	Ball St.	4 5
24 H	Mississippi St.	3 4				70 H	Southeast Mo. St.	7 11	120 A	Southern Miss.	4 12
						82 H	Sam Houston St.	2 5	159 N	South Dakota	9 1
						82 H	Sam Houston St.	2 10	165 A	Lamar University	1 2
						82 H	Sam Houston St.	1 3	165 A	Lamar University	0 1
						84 H	South Dakota St.	4 7	165 A	Lamar University	8 5
						93 A	Memphis	0 1	172 N	Monmouth	4 2
						100 H	Nicholls St.	2 0	182 N	Tennessee Tech	4 1
						100 H	Nicholls St.	2 8	210 A	La.-Monroe	7 3
						100 H	Nicholls St.	1 3	214 N	George Mason	3 5
									267 H	Jackson St.	11 0
									267 N	Jackson St.	9 3
									267 N	Jackson St.	11 3
									272 A	Incarnate Word	6 1
									272 A	Incarnate Word	13 6
									272 A	Incarnate Word	2 1
									274 N	Quinnipiac	6 5
									288 H	Coppin St.	17 0
									292 H	Ark.-Pine Bluff	15 6
									292 H	Ark.-Pine Bluff	8 0
									292 H	Ark.-Pine Bluff	3 2
			LAST 10 GAMES								
			288 H	Coppin St.	17 0	100 H	Nicholls St.	2 0			
			292 H	Ark.-Pine Bluff	15 6	165 A	Lamar University	1 2			
			267 H	Jackson St.	11 0	272 A	Incarnate Word	2 1			
			84 H	South Dakota St.	4 7	292 H	Ark.-Pine Bluff	8 0			
			82 H	Sam Houston St.	2 10	165 A	Lamar University	0 1			

Non-Div. I Games: Lyon

6 7

Central Ark.

Average RPI Win: 213		WON-LOST RECORD		WINNING PCT. RANK		LAST 10 GAMES		STRENGTH OF SCHEDULE		OPP. STRENGTH OF SCHEDULE		TEAM RPI		ADJ RPI		CONF. RPI		ADJ CONF. RPI	
DIV. I ONLY		11-19-0		.36667 220		4-6-0		185		175		210		.45285 208		26		26	
DIV. I NON-CONF.		7-17-0		.29167 241		0-4-0		225		123		246		.42615 241		26		26	
TOTALS		RPI 1-25		RPI 26-50		W-L RECORDS		RPI 51-100		RPI 101-150		RPI 150+							
11-19-0		0-1-0		0-1-0		OVERALL		0-7-0		1-5-0		10-5-0							
0-1-0		0-0-0		0-0-0		HOME		0-1-0		0-0-0		0-0-0							
5-9-0		0-1-0		0-0-0		AWAY		0-2-0		0-2-0		5-4-0							
6-9-0		0-0-0		0-1-0		NEUTRAL		0-4-0		1-3-0		5-1-0							
7-17-0		0-1-0		0-1-0		NON-CONFERENCE		0-7-0		1-5-0		6-3-0							
0-1-0		0-0-0		0-0-0		HOME		0-1-0		0-0-0		0-0-0							
1-7-0		0-1-0		0-0-		AWAY		0-2-0		0-2-0		1-2-0							
6-9-0		0-0-0		0-1-0		NEUTRAL		0-4-0		1-3-0		5-1-0							
4-2-0		0-0-0		0-0-0		CONFERENCE		0-0-0		0-0-0		4-2-0							
0-0-0		0-0-0		0-0-0		HOME		0-0-0		0-0-0		0-0-0							
4-2-0		0-0-0		0-0-0		AWAY		0-0-0		0-0-0		4-2-0							
0-0-0		0-0-0		0-0-0		NEUTRAL		0-0-0		0-0-0		0-0-0							
RPI	S	Opponent		Score		RPI	S	Opponent		Score		RPI	S	Opponent		Score			
21	A	Louisiana		0 4		29	N	Notre Dame		3 6		58	N	Seattle U		3 11			
												59	A	Georgia Tech		3 4			
												59	A	Georgia Tech		0 1			
												66	N	California		0 9			
												89	N	BYU		3 11			
												92	H	Iowa		3 5			
												92	N	Iowa		0 5			
												109	N	Ball St.		4 3			
												109	N	Ball St.		3 11			
												112	A	Rutgers		2 10			
												126	N	UAB		2 3			
												128	N	Hawaii		12 16			
												129	A	Stony Brook		1 4			
												157	A	George Washington		9 4			
												157	A	George Washington		3 6			
												157	A	George Washington		4 2			
												169	N	UConn		1 3			
												199	A	Mercer		7 14			
												214	A	George Mason		5 4			
												214	A	George Mason		5 6			
												214	A	George Mason		3 1			
												220	N	A&M-Corpus Christi		10 2			
												222	A	Georgia St.		5 4			
												222	A	Georgia St.		4 5			
												225	N	Utah Valley		5 3			
												272	N	Incarnate Word		10 2			
												272	N	Incarnate Word		7 1			
												280	N	Morgan St.		8 6			
LAST 10 GAMES																			
						199	A	Mercer		7 14		222	A	Georgia St.		4 5			
						109	N	Ball St.		4 3		214	A	George Mason		5 6			
						214	A	George Mason		5 4		214	A	George Mason		3 1			
						157	A	George Washington		3 6		112	A	Rutgers		2 10			
						59	A	Georgia Tech		3 4		157	A	George Washington		4 2			

Non-Div. I Games:

Fordham

Average RPI Win:	186	WON-LOST RECORD	WINNING PCT. RANK	LAST 10 GAMES	STRENGTH OF SCHEDULE	OPP. STRENGTH OF SCHEDULE	TEAM RPI	ADJ RPI	CONF. RPI	ADJ CONF. RPI
DIV. I ONLY		15-21-0	.41667 191	3-7-0	221	158	211	.45246 209	16	15
DIV. I NON-CONF.		13-17-0	.43333 180	1-3-0	257	134	215	.45118 211	17	17
<hr/>										
TOTALS	RPI 1-25	RPI 26-50		W-L RECORDS	RPI 51-100		RPI 101-150		RPI 150+	
15-21-0	0-0-0	0-3-0		OVERALL	3-6-0		1-3-0		11-9-0	
6-3-0	0-0-0	0-0-0		HOME	3-2-0		0-0-0		3-1-0	
2-10-0	0-0-0	0-2-0		AWAY	0-3-0		1-1-0		1-4-0	
7-8-0	0-0-0	0-1-0		NEUTRAL	0-1-0		0-2-0		7-4-0	
13-17-0	0-0-0	0-3-0		NON-CONFERENCE	2-4-0		1-3-0		10-7-0	
5-1-0	0-0-0	0-0-0		HOME	2-0-0		0-0-0		3-1-0	
1-8-0	0-0-0	0-0-		AWAY	0-3-0		1-1-0		0-2-0	
7-8-0	0-0-0	0-1-0		NEUTRAL	0-1-0		0-2-0		7-4-0	
2-4-0	0-0-0	0-0-0		CONFERENCE	1-2-0		0-0-0		1-2-0	
1-2-0	0-0-0	0-0-0		HOME	1-2-0		0-0-0		0-0-0	
1-2-0	0-0-0	0-0-0		AWAY	0-0-0		0-0-0		1-2-0	
0-0-0	0-0-0	0-0-0		NEUTRAL	0-0-0		0-0-0		0-0-0	
RPI S Opponent	Score	RPI S Opponent	Score	RPI S Opponent	Score	RPI S Opponent	Score	RPI S Opponent	Score	
		42 N Oregon St.	0 2	56 A Fresno St.	4 6	113 A CSUN	7 6			
		43 A Texas A&M	1 9	56 H Fresno St.	8 0	113 A CSUN	1 2			
		43 A Texas A&M	0 15	63 H North Texas	6 5	136 N Nevada	2 6			
				63 N North Texas	7 8	136 N Nevada	4 10			
				68 H Grand Canyon	0 5	159 H South Dakota	7 6			
				68 H Grand Canyon	10 1	159 H South Dakota	0 2			
				68 H Grand Canyon	2 3	163 N Sacramento St.	1 2			
				69 A Loyola Marymount	2 3	173 N Cal Poly	1 3			
				69 A Loyola Marymount	2 3	178 A Pacific	0 1			
						178 A Pacific	2 4			
						190 N UTEP	4 0			
						196 N Montana	10 1			
						221 N North Dakota	3 0			
						221 N North Dakota	8 0			
						224 N UC Santa Barbara	5 1			
						224 N UC Santa Barbara	11 8			
						224 N UC Santa Barbara	5 7			
						227 N Northern Colo.	1 6			
						243 A CSU Bakersfield	1 3			
						243 A CSU Bakersfield	0 1			
						243 A CSU Bakersfield	6 4			
						244 N Dartmouth	5 4			
						281 H Southern Utah	9 0			
						281 H Southern Utah	8 7			
<hr/>										
LAST 10 GAMES										
		281 H Southern Utah	8 7	113 A CSUN	7 6					
		281 H Southern Utah	9 0	243 A CSU Bakersfield	1 3					
		163 N Sacramento St.	1 2	159 H South Dakota	7 6					
		69 A Loyola Marymount	2 3	68 H Grand Canyon	10 1					
		68 H Grand Canyon	0 5	68 H Grand Canyon	2 3					

Non-Div. I Games:

California Baptist

Average RPI Win:		170	WON-LOST RECORD		WINNING PCT. RANK		LAST 10 GAMES		STRENGTH OF SCHEDULE		OPP. STRENGTH OF SCHEDULE		TEAM RPI		ADJ RPI		CONF. RPI		ADJ CONF. RPI			
Average RPI Loss:		90																				
DIV. I ONLY			5-29-0		.14706 283		1-9-0		31		164		212		.44849 210		8		8			
DIV. I NON-CONF.			3-19-0		.13636 273		0-2-0		60		146		239		.43004 237		8		8			
TOTALS		RPI 1-25		RPI 26-50		W-L RECORDS		RPI 51-100		RPI 101-150		RPI 150+										
5-29-0		0-3-0		1-4-0		OVERALL		0-13-0		2-6-0		2-3-0										
0-8-0		0-0-0		0-1-0		HOME		0-6-0		0-0-0		0-1-0										
2-10-0		0-1-0		1-3-0		AWAY		0-2-0		1-4-0		0-0-0										
3-11-0		0-2-0		0-0-0		NEUTRAL		0-5-0		1-2-0		2-2-0										
3-19-0		0-3-0		0-2-0		NON-CONFERENCE		0-7-0		1-4-0		2-3-0										
0-2-0		0-0-0		0-1-0		HOME		0-0-0		0-0-0		0-1-0										
0-6-0		0-1-0		0-0-		AWAY		0-2-0		0-2-0		0-0-0										
3-11-0		0-2-0		0-0-0		NEUTRAL		0-5-0		1-2-0		2-2-0										
2-10-0		0-0-0		1-2-0		CONFERENCE		0-6-0		1-2-0		0-0-0										
0-6-0		0-0-0		0-0-0		HOME		0-6-0		0-0-0		0-0-0										
2-4-0		0-0-0		1-2-0		AWAY		0-0-0		1-2-0		0-0-0										
0-0-0		0-0-0		0-0-0		NEUTRAL		0-0-0		0-0-0		0-0-0										
RPI	S	Opponent		Score		RPI	S	Opponent		Score		RPI	S	Opponent		Score						
8	N	Minnesota		0	5	45	A	Houston		0	4	57	N	Missouri St.		2	11	105	A	McNeese	0	9
8	N	Minnesota		1	13	46	H	Louisiana Tech		5	10	57	N	Missouri St.		1	4	107	A	Coastal Caro.	0	8
10	A	Alabama		1	5	48	A	Troy		1	6	57	N	Missouri St.		3	4	107	A	Coastal Caro.	10	2
						48	A	Troy		0	8	70	N	Southeast Mo. St.		0	8	107	A	Coastal Caro.	5	7
						48	A	Troy		4	1	72	A	SFA		0	4	115	N	Austin Peay	0	10
												73	N	Maryland		0	8	115	N	Austin Peay	5	3
												78	H	Texas St.		1	2	126	A	UAB	11	12
												78	H	Texas St.		0	2	136	N	Nevada	2	3
												78	H	Texas St.		2	8	207	H	Central Ark.	3	7
												95	H	Appalachian St.		0	5	246	N	Wright St.	7	10
												95	H	Appalachian St.		0	3	246	N	Wright St.	7	8
												95	H	Appalachian St.		2	4	288	N	Coppin St.	10	2
												100	A	Nicholls St.		0	8	292	N	Ark.-Pine Bluff	12	2
LAST 10 GAMES																						
						107	A	Coastal Caro.		0	8	48	A	Troy		0	8					
						107	A	Coastal Caro.		10	2	292	N	Ark.-Pine Bluff		12	2					
						107	A	Coastal Caro.		5	7	45	A	Houston		0	4					
						78	H	Texas St.		0	2	46	H	Louisiana Tech		5	10					
						48	A	Troy		4	1	78	H	Texas St.		2	8					

Non-Div. I Games:

La.-Monroe

Average RPI Win:	200	WON-LOST	WINNING	LAST 10	STRENGTH OF	OPP. STRENGTH	TEAM	ADJ	CONF.	ADJ CONF.			
Average RPI Loss:	181	RECORD	PCT. RANK	GAMES	SCHEDULE	OF SCHEDULE	RPI	RPI	RPI	RPI			
DIV. I ONLY	12-12-0	.5	132	1-9-0	248	243	206	.44787	211	30	30		
DIV. I NON-CONF.	12-10-0	.54545	112	1-7-0	261	246	195	.4576	205	30	30		
<hr/>													
TOTALS	RPI 1-25	RPI 26-50		W-L RECORDS		RPI 51-100		RPI 101-150		RPI 150+			
12-12-0	0-0-0	0-0-0		OVERALL		1-2-0		1-2-0		10-8-0			
0-1-0	0-0-0	0-0-0		HOME		0-0-0		0-0-0		0-1-0			
7-6-0	0-0-0	0-0-0		AWAY		1-0-0		1-2-0		5-4-0			
5-5-0	0-0-0	0-0-0		NEUTRAL		0-2-0		0-0-0		5-3-0			
12-10-0	0-0-0	0-0-0		NON-CONFERENCE		1-2-0		1-2-0		10-6-0			
0-1-0	0-0-0	0-0-0		HOME		0-0-0		0-0-0		0-1-0			
7-4-0	0-0-0	0-0-		AWAY		1-0-0		1-2-0		5-2-0			
5-5-0	0-0-0	0-0-0		NEUTRAL		0-2-0		0-0-0		5-3-0			
0-2-0	0-0-0	0-0-0		CONFERENCE		0-0-0		0-0-0		0-2-0			
0-0-0	0-0-0	0-0-0		HOME		0-0-0		0-0-0		0-0-0			
0-2-0	0-0-0	0-0-0		AWAY		0-0-0		0-0-0		0-2-0			
0-0-0	0-0-0	0-0-0		NEUTRAL		0-0-0		0-0-0		0-0-0			
<hr/>													
RPI	S	Opponent	Score	RPI	S	Opponent	Score	RPI	S	Opponent	Score		
				65 N UNC Greensboro				1	9	129 A Stony Brook		1	6
				73 A Maryland				6	5	129 A Stony Brook		2	5
				85 N Fla. Atlantic				4	12	144 A Campbell		10	1
								157 N George Washington		6	5		
								160 A Villanova		5	9		
								168 N UT Martin		3	2		
								179 H Seton Hall		4	9		
								185 A Stetson		3	1		
								191 A Marist		2	8		
								191 A Marist		1	5		
								198 N Bethune-Cookman		3	1		
								198 N Bethune-Cookman		11	0		
								230 A Hartford		6	5		
								230 A Hartford		10	0		
								236 A Yale		3	0		
								247 N Bryant		2	7		
								247 N Bryant		1	6		
								261 N Oakland		6	7		
								287 A Delaware St.		9	2		
								287 A Delaware St.		1	2		
				290 N La Salle		10	1						
<hr/>													
LAST 10 GAMES				191 A Marist				2	8				
230 A Hartford				10	0	191 A Marist				1	5		
230 A Hartford				6	5	179 H Seton Hall				4	9		
290 N La Salle				10	1	129 A Stony Brook				1	6		
261 N Oakland				6	7	247 N Bryant				1	6		
287 A Delaware St.				1	2								

Non-Div. I Games:

Fairfield

Average RPI Win:	231	WON-LOST RECORD	WINNING PCT. RANK	LAST 10 GAMES	STRENGTH OF SCHEDULE	OPP. STRENGTH OF SCHEDULE	TEAM RPI	ADJ RPI	CONF. RPI	ADJ CONF. RPI	
DIV. I ONLY	13-17-0	.43333	182	4-6-0	229	209	214	.447	212	19	20
DIV. I NON-CONF.	12-13-0	.48	148	3-2-0	265	220	217	.44929	214	18	18
<hr/>											
TOTALS	RPI 1-25	RPI 26-50		W-L RECORDS	RPI 51-100		RPI 101-150		RPI 150+		
13-17-0	0-0-0	0-2-0		OVERALL	0-6-0		2-1-0		11-8-0		
3-1-0	0-0-0	0-0-0		HOME	0-0-0		0-0-0		3-1-0		
6-7-0	0-0-0	0-2-0		AWAY	0-4-0		2-0-0		4-1-0		
4-9-0	0-0-0	0-0-0		NEUTRAL	0-2-0		0-1-0		4-6-0		
12-13-0	0-0-0	0-2-0		NON-CONFERENCE	0-3-0		2-1-0		10-7-0		
2-0-0	0-0-0	0-0-0		HOME	0-0-0		0-0-0		2-0-0		
6-4-0	0-0-0	0-0-		AWAY	0-1-0		2-0-0		4-1-0		
4-9-0	0-0-0	0-0-0		NEUTRAL	0-2-0		0-1-0		4-6-0		
1-4-0	0-0-0	0-0-0		CONFERENCE	0-3-0		0-0-0		1-1-0		
1-1-0	0-0-0	0-0-0		HOME	0-0-0		0-0-0		1-1-0		
0-3-0	0-0-0	0-0-0		AWAY	0-3-0		0-0-0		0-0-0		
0-0-0	0-0-0	0-0-0		NEUTRAL	0-0-0		0-0-0		0-0-0		
RPI	S	Opponent	Score	RPI	S	Opponent	Score	RPI	S	Opponent	Score
				37	A	Georgia	2 10	66	N	California	3 11
				37	A	Georgia	0 2	75	N	Elon	1 2
								76	A	USC Upstate	2 4
								79	A	Ohio	10 15
								79	A	Ohio	2 7
								79	A	Ohio	7 8
								138	N	LIU Brooklyn	0 1
								147	A	Gardner-Webb	7 4
								147	A	Gardner-Webb	5 4
								162	N	Boston U.	3 9
								162	N	Boston U.	0 4
								171	N	ETSU	3 0
								181	N	Dayton	4 5
								183	N	Western Ill.	0 8
								183	N	Western Ill.	3 4
								187	H	Toledo	3 2
								187	H	Toledo	4 13
								203	N	Saint Francis (PA)	8 7
								203	N	Saint Francis (PA)	7 12
								245	A	Purdue Fort Wayne	6 3
								245	A	Purdue Fort Wayne	5 1
								246	A	Wright St.	4 5
								261	H	Oakland	6 5
								261	H	Oakland	8 4
								278	A	Morehead St.	10 4
								278	A	Morehead St.	9 2
								291	N	St. Bonaventure	10 2
								291	N	St. Bonaventure	21 0
LAST 10 GAMES											
				187	H	Toledo	4 13	291	N	St. Bonaventure	21 0
				187	H	Toledo	3 2	261	H	Oakland	8 4
				246	A	Wright St.	4 5	261	H	Oakland	6 5
				181	N	Dayton	4 5	183	N	Western Ill.	0 8
				291	N	St. Bonaventure	10 2	66	N	California	3 11

Non-Div. I Games:

Bowling Green

Average RPI Win:		259	WON-LOST RECORD		WINNING PCT. RANK		LAST 10 GAMES		STRENGTH OF SCHEDULE		OPP. STRENGTH OF SCHEDULE		TEAM RPI		ADJ RPI		CONF. RPI		ADJ CONF. RPI	
DIV. I ONLY			9-17-0		.34615 228		7-3-0		154		195		208		.44608 213		31		31	
DIV. I NON-CONF.			2-17-0		.10526 280		0-3-0		80		85		251		.41479 254		31		31	
TOTALS		RPI 1-25		RPI 26-50		W-L RECORDS		RPI 51-100		RPI 101-150		RPI 150+								
9-17-0		0-4-0		0-3-0		OVERALL		0-6-0		0-0-0		9-4-0								
5-3-0		0-0-0		0-0-0		HOME		0-1-0		0-0-0		5-2-0								
4-7-0		0-2-0		0-1-0		AWAY		0-2-0		0-0-0		4-2-0								
0-7-0		0-2-0		0-2-0		NEUTRAL		0-3-0		0-0-0		0-0-0								
2-17-0		0-4-0		0-3-0		NON-CONFERENCE		0-6-0		0-0-0		2-4-0								
1-3-0		0-0-0		0-0-0		HOME		0-1-0		0-0-0		1-2-0								
1-7-0		0-2-0		0-0-		AWAY		0-2-0		0-0-0		1-2-0								
0-7-0		0-2-0		0-2-0		NEUTRAL		0-3-0		0-0-0		0-0-0								
7-0-0		0-0-0		0-0-0		CONFERENCE		0-0-0		0-0-0		7-0-0								
4-0-0		0-0-0		0-0-0		HOME		0-0-0		0-0-0		4-0-0								
3-0-0		0-0-0		0-0-0		AWAY		0-0-0		0-0-0		3-0-0								
0-0-0		0-0-0		0-0-0		NEUTRAL		0-0-0		0-0-0		0-0-0								
RPI	S	Opponent		Score		RPI	S	Opponent		Score		RPI	S	Opponent		Score				
7	A	Texas		2	6	41	N	Wisconsin		3	8	72	A	SFA		0	8			
7	A	Texas		0	8	41	N	Wisconsin		0	4	78	N	Texas St.		3	7			
8	N	Minnesota		4	7	45	A	Houston		0	9	82	A	Sam Houston St.		2	7			
8	N	Minnesota		0	7							90	H	Wichita St.		1	8			
												90	N	Wichita St.		0	11			
												98	N	DePaul		0	7			
		</																		

Non-Div. I Games: Houston-Victoria 1 3 Houston-Victoria 3 6

Texas Southern

Average RPI Win: 197		WON-LOST	WINNING	LAST 10	STRENGTH OF		OPP. STRENGTH	TEAM	ADJ	CONF.	ADJ CONF.
Average RPI Loss: 156		RECORD	PCT. RANK	GAMES	SCHEDULE		OF SCHEDULE	RPI	RPI	RPI	RPI
DIV. I ONLY		12-17-0	.41379	194	5-5-0		223	196	215	.44599	214
DIV. I NON-CONF.		10-13-0	.43478	175	3-1-0		215	194	204	.45831	202
TOTALS		RPI 1-25	RPI 26-50		W-L RECORDS		RPI 51-100		RPI 101-150		RPI 150+
12-17-0		0-1-0	0-2-0		OVERALL		0-1-0		4-1-0		8-12-0
8-10-0		0-0-0	0-0-0		HOME		0-1-0		3-1-0		5-8-0
1-3-0		0-0-0	0-1-0		AWAY		0-0-0		0-0-0		1-2-0
3-4-0		0-1-0	0-1-0		NEUTRAL		0-0-0		1-0-0		2-2-0
10-13-0		0-1-0	0-2-0		NON-CONFERENCE		0-1-0		4-1-0		6-8-0
7-8-0		0-0-0	0-0-0		HOME		0-1-0		3-1-0		4-6-0
0-1-0		0-0-0	0-0-		AWAY		0-0-0		0-0-0		0-0-0
3-4-0		0-1-0	0-1-0		NEUTRAL		0-0-0		1-0-0		2-2-0
2-4-0		0-0-0	0-0-0		CONFERENCE		0-0-0		0-0-0		2-4-0
1-2-0		0-0-0	0-0-0		HOME		0-0-0		0-0-0		1-2-0
1-2-0		0-0-0	0-0-0		AWAY		0-0-0		0-0-0		1-2-0
0-0-0		0-0-0	0-0-0		NEUTRAL		0-0-0		0-0-0		0-0-0
RPI S	Opponent	Score		RPI S	Opponent	Score		RPI S	Opponent	Score	
12 N	Ole Miss	0	8	33 N	Ohio St.	0	7	88 H	Marshall	4	5
				35 A	UCF	0	7				

Non-Div. I Games:

George Mason

Average RPI Win:	207	WON-LOST	WINNING	LAST 10	STRENGTH OF	OPP. STRENGTH	TEAM	ADJ	CONF.	ADJ CONF.		
Average RPI Loss:	123	RECORD	PCT. RANK	GAMES	SCHEDULE	OF SCHEDULE	RPI	RPI	RPI	RPI		
DIV. I ONLY		12-27-0	.30769	241	5-5-0	147	200	216	.44474	215	17	17
DIV. I NON-CONF.		6-22-0	.21429	259	0	150	217	250	.42162	245	21	21
<hr/>												
TOTALS	RPI 1-25	RPI 26-50		W-L RECORDS		RPI 51-100		RPI 101-150		RPI 150+		
12-27-0	0-0-0	0-3-0		OVERALL		1-8-0		2-5-0		9-11-0		
8-16-0	0-0-0	0-2-0		HOME		1-4-0		1-2-0		6-8-0		
3-7-0	0-0-0	0-1-0		AWAY		0-2-0		1-3-0		2-1-0		
1-4-0	0-0-0	0-0-0		NEUTRAL		0-2-0		0-0-0		1-2-0		
<hr/>												
6-22-0	0-0-0	0-3-0		NON-CONFERENCE		0-6-0		1-3-0		5-10-0		
5-13-0	0-0-0	0-2-0		HOME		0-2-0		1-2-0		4-7-0		
0-5-0	0-0-0	0-0-		AWAY		0-2-0		0-1-0		0-1-0		
1-4-0	0-0-0	0-0-0		NEUTRAL		0-2-0		0-0-0		1-2-0		
<hr/>												
6-5-0	0-0-0	0-0-0		CONFERENCE		1-2-0		1-2-0		4-1-0		
3-3-0	0-0-0	0-0-0		HOME		1-2-0		0-0-0		2-1-0		
3-2-0	0-0-0	0-0-0		AWAY		0-0-0		1-2-0		2-0-0		
0-0-0	0-0-0	0-0-0		NEUTRAL		0-0-0		0-0-0		0-0-0		
<hr/>												
RPI	S	Opponent	Score	RPI	S	Opponent	Score	RPI	S	Opponent	Score	
				26	A	South Carolina	1 9	61	A	NC State	0 6	
				28	H	Virginia Tech	0 4	61	H	NC State	2 8	
				28	H	Virginia Tech	0 10	76	H	USC Upstate	1 6	
								76	H	USC Upstate	5 4	
								76	H	USC Upstate	0 1	
								79	N	Ohio	5 8	
								79	N	Ohio	3 4	
								80	A	North Florida	3 11	
								88	H	Marshall	0 10	

Non-Div. I Games:

Charleston So.

Average RPI Win:	217	WON-LOST RECORD	WINNING PCT. RANK	LAST 10 GAMES		STRENGTH OF SCHEDULE	OPP. STRENGTH OF SCHEDULE	TEAM RPI	ADJ RPI	CONF. RPI	ADJ CONF. RPI
DIV. I ONLY		11-16-0	.40741 200	4-6-0		212	235	219	.44407 216	26	26
DIV. I NON-CONF.		11-12-0	.47826 152	4-2-0		223	253	203	.46056 200	26	26
TOTALS	RPI 1-25		RPI 26-50	W-L RECORDS		RPI 51-100			RPI 101-150		RPI 150+
11-16-0	0-0-0		0-0-0	OVERALL		1-1-0			0-8-0		10-7-0
1-0-0	0-0-0		0-0-0	HOME		0-0-0			0-0-0		1-0-0
0-12-0	0-0-0		0-0-0	AWAY		0-1-0			0-6-0		0-5-0
10-4-0	0-0-0		0-0-0	NEUTRAL		1-0-0			0-2-0		9-2-0
11-12-0	0-0-0		0-0-0	NON-CONFERENCE		1-1-0			0-5-0		10-6-0
1-0-0	0-0-0		0-0-0	HOME		0-0-0			0-0-0		1-0-0
0-8-0	0-0-0		0-0-	AWAY		0-1-0			0-3-0		0-4-0
10-4-0	0-0-0		0-0-0	NEUTRAL		1-0-0			0-2-0		9-2-0
0-4-0	0-0-0		0-0-0	CONFERENCE		0-0-0			0-3-0		0-1-0
0-0-0	0-0-0		0-0-0	HOME		0-0-0			0-0-0		0-0-0
0-4-0	0-0-0		0-0-0	AWAY		0-0-0			0-3-0		0-1-0
0-0-0	0-0-0		0-0-0	NEUTRAL		0-0-0			0-0-0		0-0-0
RPI S Opponent Score			RPI S Opponent Score			RPI S Opponent Score			RPI S Opponent Score		
						61 N NC State 1 0			111 N UTSA 3 10		
						73 A Maryland 4 6			111 N UTSA 0 4		
									125 A Providence 3 4		
									132 A Saint Joseph's 1 10		
									132 A Saint Joseph's 0 15		
									132 A Saint Joseph's 1 2		
									145 A UNCW 6 8		
									145 A UNCW 6 9		
									156 N Radford 1 7		
									156 N Radford 4 3		
									160 N Villanova 5 3		
									162 A Boston U. 1 4		
									165 A Lamar University 1 4		
									165 A Lamar University 1 2		
									170 A Col. of Charleston 0 4		
									181 A Dayton 0 1		
									191 N Marist 5 2		
									232 N UMBC 5 4		
									237 N Drexel 12 6		
									240 N Youngstown St. 7 1		
									247 N Bryant 3 0		
									248 N Maine 2 11		
						181 A Dayton 0 1			282 H Brown 3 0		
						132 A Saint Joseph's 1 2			286 N Howard 8 0		
						111 N UTSA 3 10			293 N Saint Peter's 8 0		
						132 A Saint Joseph's 1 10					
						162 A Boston U. 1 4					
						125 A Providence 3 4					
						132 A Saint Joseph's 0 15					
						282 H Brown 3 0					
						293 N Saint Peter's 8 0					
						160 N Villanova 5 3					

Non-Div. I Games:

Rhode Island

Average RPI Win:		234	WON-LOST		WINNING		LAST 10		STRENGTH OF		OPP. STRENGTH		TEAM		ADJ		CONF.		ADJ CONF.	
Average RPI Loss:		127	RECORD		PCT. RANK		GAMES		SCHEDULE		OF SCHEDULE		RPI		RPI		RPI		RPI	
DIV. I ONLY			11-20-0		.35484 225		3-7-0		179		223		217		.44357 217		18		19	
DIV. I NON-CONF.			10-18-0		.35714 217		2-5-0		220		224		234		.4321 233		19		19	
TOTALS		RPI 1-25		RPI 26-50		W-L RECORDS		RPI 51-100		RPI 101-150		RPI 150+								
11-20-0		0-1-0		0-1-0		OVERALL		1-7-0		0-4-0		10-7-0								
1-3-0		0-0-0		0-0-0		HOME		1-2-0		0-1-0		0-0-0								
1-5-0		0-0-0		0-1-0		AWAY		0-3-0		0-1-0		1-0-0								
9-12-0		0-1-0		0-0-0		NEUTRAL		0-2-0		0-2-0		9-7-0								
10-18-0		0-1-0		0-1-0		NON-CONFERENCE		0-5-0		0-4-0		10-7-0								
0-1-0		0-0-0		0-0-0		HOME		0-0-0		0-1-0		0-0-0								
1-5-0		0-0-0		0-0-		AWAY		0-3-0		0-1-0		1-0-0								
9-12-0		0-1-0		0-0-0		NEUTRAL		0-2-0		0-2-0		9-7-0								
1-2-0		0-0-0		0-0-0		CONFERENCE		1-2-0		0-0-0		0-0-0								
1-2-0		0-0-0		0-0-0		HOME		1-2-0		0-0-0		0-0-0								
0-0-0		0-0-0		0-0-0		AWAY		0-0-0		0-0-0		0-0-0								
0-0-0		0-0-0		0-0-0		NEUTRAL		0-0-0		0-0-0		0-0-0								
RPI	S	Opponent		Score		RPI	S	Opponent		Score		RPI	S	Opponent		Score				
8	N	Minnesota		2	3	30	A	South Fla.		1	4	51	A	Southern Ill.		0	16			
												52	A	Western Ky.		0	3			
												54	N	North Dakota St.		2	3			
												80	N	North Florida		1	2			
												87	A	Miami (OH)		0	4			
												98	H	DePaul		5	8			
												98	H	DePaul		3	6			
												98	H	DePaul		8	1			
												106	H	UIC		2	4			
												106	N	UIC		2	3			
												140	N	Murray St.		0	5			
												149	A	Loyola Chicago		4	5			
												183	N	Western Ill.		1	7			
												193	N	Indiana St.		6	4			
												193	N	Indiana St.		0	5			
												200	N	Delaware		1	9			
												202	N	Princeton		4	6			
												214	N	George Mason		1	2			
												234	A	Evansville		7	1			
												234	N	Evansville		9	4			
												237	N	Drexel		3	2			
												239	N	Detroit Mercy		2	5			
												241	N	IUPUI		8	0			
												251	N	Army West Point		6	3			
												251	N	Army West Point		3	8			
												255	N	Green Bay		11	0			
												264	N	Cleveland St.		9	6			
												279	N	Holy Cross		6	3			
												290	N	La Salle		6	5			
LAST 10 GAMES																				
251	N	Army West Point		6	3	234	A	Evansville		7	1									
52	A	Western Ky.		0	3	98	H	DePaul		8	1									
193	N	Indiana St.		6	4	98	H	DePaul		5	8									
98	H	DePaul		3	6	87	A	Miami (OH)		0	4									
106	H	UIC		2	4	290	N	La Salle		6	5									

Non-Div. I Games:

Butler

Average RPI Win:	222	WON-LOST	WINNING	LAST 10	STRENGTH OF	OPP. STRENGTH	TEAM	ADJ	CONF.	ADJ CONF.	
Average RPI Loss:	147	RECORD	PCT. RANK	GAMES	SCHEDULE	OF SCHEDULE	RPI	RPI	RPI	RPI	
DIV. I ONLY	12-12-0	.5	132	7-3-0	269	198	218	.44312	218	29	29
DIV. I NON-CONF.	7-11-0	.38889	198	2-2-0	229	241	229	.43826	222	29	29
<hr/>											
TOTALS	RPI 1-25	RPI 26-50		W-L RECORDS		RPI 51-100		RPI 101-150		RPI 150+	
12-12-0	0-0-0	0-0-0		OVERALL		0-1-0		2-7-0		10-4-0	
3-0-0	0-0-0	0-0-0		HOME		0-0-0		0-0-0		3-0-0	
3-6-0	0-0-0	0-0-0		AWAY		0-1-0		1-4-0		2-1-0	
6-6-0	0-0-0	0-0-0		NEUTRAL		0-0-0		1-3-0		5-3-0	
7-11-0	0-0-0	0-0-0		NON-CONFERENCE		0-1-0		2-7-0		5-3-0	
0-0-0	0-0-0	0-0-0		HOME		0-0-0		0-0-0		0-0-0	
1-5-0	0-0-0	0-0-		AWAY		0-1-0		1-4-0		0-0-0	
6-6-0	0-0-0	0-0-0		NEUTRAL		0-0-0		1-3-0		5-3-0	
5-1-0	0-0-0	0-0-0		CONFERENCE		0-0-0		0-0-0		5-1-0	
3-0-0	0-0-0	0-0-0		HOME		0-0-0		0-0-0		3-0-0	
2-1-0	0-0-0	0-0-0		AWAY		0-0-0		0-0-0		2-1-0	
0-0-0	0-0-0	0-0-0		NEUTRAL		0-0-0		0-0-0		0-0-0	
RPI	S	Opponent	Score	RPI	S	Opponent	Score	RPI	S	Opponent	Score

Non-Div. I Games:

Columbia

Average RPI Win:	232	WON-LOST RECORD	WINNING PCT. RANK	LAST 10 GAMES	STRENGTH OF SCHEDULE	OPP. STRENGTH OF SCHEDULE	TEAM RPI	ADJ RPI	CONF. RPI	ADJ CONF. RPI				
DIV. I ONLY		15-14-0	.51724 124	4-6-0	259	249	213	.44234 219	27	27				
DIV. I NON-CONF.		14-13-0	.51852 134	3-5-0	264	256	211	.44853 216	27	28				
<hr/>														
TOTALS	RPI 1-25	RPI 26-50		W-L RECORDS		RPI 51-100		RPI 101-150		RPI 150+				
15-14-0	0-0-0	0-0-0		OVERALL		0-3-0		2-5-0		13-6-0				
2-2-0	0-0-0	0-0-0		HOME		0-0-0		1-1-0		1-1-0				
3-9-0	0-0-0	0-0-0		AWAY		0-3-0		0-2-0		3-4-0				
10-3-0	0-0-0	0-0-0		NEUTRAL		0-0-0		1-2-0		9-1-0				
14-13-0	0-0-0	0-0-0		NON-CONFERENCE		0-3-0		2-5-0		12-5-0				
2-2-0	0-0-0	0-0-0		HOME		0-0-0		1-1-0		1-1-0				
2-8-0	0-0-0	0-0-		AWAY		0-3-0		0-2-0		2-3-0				
10-3-0	0-0-0	0-0-0		NEUTRAL		0-0-0		1-2-0		9-1-0				
1-1-0	0-0-0	0-0-0		CONFERENCE		0-0-0		0-0-0		1-1-0				
0-0-0	0-0-0	0-0-0		HOME		0-0-0		0-0-0		0-0-0				
1-1-0	0-0-0	0-0-0		AWAY		0-0-0		0-0-0		1-1-0				
0-0-0	0-0-0	0-0-0		NEUTRAL		0-0-0		0-0-0		0-0-0				
<hr/>														
RPI S	Opponent	Score	RPI S	Opponent	Score	RPI S	Opponent	Score	RPI S	Opponent	Score			
						62 A	Liberty	0 5	121 N	East Carolina	0 3			
						62 A	Liberty	0 2	124 N	Towson	5 2			
						65 A	UNC Greensboro	5 9	125 A	Providence	1 12			
									129 H	Stony Brook	7 5			
									129 H	Stony Brook	3 8			
									147 A	Gardner-Webb	0 18			
									149 N	Loyola Chicago	2 7			
									200 N	Delaware	6 4			
									200 N	Delaware	4 3			
									214 A	George Mason	5 1			
									214 A	George Mason	2 0			
									230 A	Western Caro.	1 3			
									230 H	Hartford	4 0			
									230 H	Hartford	1 3			
									230 N	Hartford	10 3			
									256 A	Iona	0 7			
									256 A	Iona	0 2			
									261 N	Oakland	11 7			
									264 N	Cleveland St.	4 3			
									265 A	Fairleigh Dickinson	2 3			
									265 A	Fairleigh Dickinson	5 1			
												274 N	Quinnipiac	2 8
												274 N	Quinnipiac	8 0
												289 N	Cornell	7 4
												289 N	Cornell	4 2
293 N	Saint Peter's	8 0												
LAST 10 GAMES														
125 A	Providence	1 12	265 A	Fairleigh Dickinson	2 3				274 N	Quinnipiac	8 0			
62 A	Liberty	0 2	256 A	Iona	0 7	289 N	Cornell	7 4						
274 N	Quinnipiac	8 0	129 H	Stony Brook	7 5	289 N	Cornell	4 2						
62 A	Liberty	0 5	265 A	Fairleigh Dickinson	5 1	293 N	Saint Peter's	8 0						
230 H	Hartford	4 0	256 A	Iona	0 2									

Non-Div. I Games:

Sacred Heart

Average RPI Win:		162	WON-LOST RECORD		WINNING PCT. RANK	LAST 10 GAMES	STRENGTH OF SCHEDULE		OPP. STRENGTH OF SCHEDULE	TEAM RPI	ADJ RPI	CONF. RPI	ADJ CONF. RPI
Average RPI Loss:		113											
DIV. I ONLY			5-29-0		.14706 283	1-9-0	55		179	234	.44058 220	20	18
DIV. I NON-CONF.			2-17-0		.10526 280	0-1-0	7		97	197	.46979 189	15	14
TOTALS		RPI 1-25	RPI 26-50		W-L RECORDS		RPI 51-100		RPI 101-150		RPI 150+		
5-29-0		0-3-0	1-6-0		OVERALL		1-4-0		0-5-0		3-11-0		
4-9-0		0-0-0	1-3-0		HOME		1-2-0		0-0-0		2-4-0		
0-13-0		0-3-0	0-2-0		AWAY		0-0-0		0-4-0		0-4-0		
1-7-0		0-0-0	0-1-0		NEUTRAL		0-2-0		0-1-0		1-3-0		
2-17-0		0-3-0	1-6-0		NON-CONFERENCE		0-2-0		0-1-0		1-5-0		
2-5-0		0-0-0	1-3-0		HOME		0-0-0		0-0-0		1-2-0		
0-6-0		0-3-0	0-0-		AWAY		0-0-0		0-0-0		0-1-0		
0-6-0		0-0-0	0-1-0		NEUTRAL		0-2-0		0-1-0		0-2-0		
3-12-0		0-0-0	0-0-0		CONFERENCE		1-2-0		0-4-0		2-6-0		
2-4-0		0-0-0	0-0-0		HOME		1-2-0		0-0-0		1-2-0		
0-7-0		0-0-0	0-0-0		AWAY		0-0-0		0-4-0		0-3-0		
1-1-0		0-0-0	0-0-0		NEUTRAL		0-0-0		0-0-0		1-1-0		
RPI S	Opponent	Score	RPI S	Opponent	Score	RPI S	Opponent	Score	RPI S	Opponent	Score		
7 A	Texas	1 7	41 H	Wisconsin	2 3	57 N	Missouri St.	1 4	111 N	UTSA	3 5		
21 A	Louisiana	0 15	41 H	Wisconsin	1 9	66 N	California	1 4	142 A	Southeastern La.	3 4		
21 A	Louisiana	0 21	41 H	Wisconsin	0 9	72 H	SFA	1 4	142 A	Southeastern La.	0 8		
			43 A	Texas A&M	1 7	72 H	SFA	2 6	142 A	Southeastern La.	4 8		
			43 A	Texas A&M	0 8	72 H	SFA	1 0	142 A	Southeastern La.	0 11		
			49 H	Longwood	6 4				155 N	SIUE	2 4		
			49 N	Longwood	0 9				165 A	Lamar University	4 5		
									165 A	Lamar University	4 5		
									165 A	Lamar University	5 9		
									165 N	Lamar University	1 4		
									184 H	Prairie View	2 3		
									184 H	Prairie View	4 5		
									204 H	Houston Baptist	2 4		
									204 H	Houston Baptist	0 3		
									204 H	Houston Baptist	3 2		
									208 N	Fordham	2 10		
									213 A	Texas Southern	0 2		
									213 H	Texas Southern	2 1		
									272 N	Incarnate Word	6 2		
			LAST 10 GAMES										
			204 H	Houston Baptist	2 4	204 H	Houston Baptist	0 3					
			43 A	Texas A&M	1 7	72 H	SFA	1 4					
			49 N	Longwood	0 9	142 A	Southeastern La.	3 4					
			165 N	Lamar University	1 4	184 H	Prairie View	2 3					
			165 A	Lamar University	4 5	72 H	SFA	2 6					

Non-Div. I Games:

A&M-Corpus Christi

Average RPI Win: 199		WON-LOST RECORD		WINNING PCT. RANK		LAST 10 GAMES		STRENGTH OF SCHEDULE		OPP. STRENGTH OF SCHEDULE		TEAM RPI		ADJ RPI		CONF. RPI		ADJ CONF. RPI	
DIV. I ONLY		17-23-0		.425 186		4-6-0		256		108		223		.43952 221		22		21	
DIV. I NON-CONF.		15-22-0		.40541 188		2-5-0		238		124		216		.44802 217		20		20	
TOTALS		RPI 1-25		RPI 26-50		W-L RECORDS		RPI 51-100		RPI 101-150		RPI 150+							
17-23-0		0-2-0		0-2-0		OVERALL		2-7-0		0-2-0		15-10-0							
0-0-0		0-0-0		0-0-0		HOME		0-0-0		0-0-0		0-0-0							
7-14-0		0-0-0		0-1-0		AWAY		1-7-0		0-2-0		6-4-0							
10-9-0		0-2-0		0-1-0		NEUTRAL		1-0-0		0-0-0		9-6-0							
15-22-0		0-2-0		0-2-0		NON-CONFERENCE		2-7-0		0-2-0		13-9-0							
0-0-0		0-0-0		0-0-0		HOME		0-0-0		0-0-0		0-0-0							
5-13-0		0-0-0		0-0-		AWAY		1-7-0		0-2-0		4-3-0							
10-9-0		0-2-0		0-1-0		NEUTRAL		1-0-0		0-0-0		9-6-0							
2-1-0		0-0-0		0-0-0		CONFERENCE		0-0-0		0-0-0		2-1-0							
0-0-0		0-0-0		0-0-0		HOME		0-0-0		0-0-0		0-0-0							
2-1-0		0-0-0		0-0-0		AWAY		0-0-0		0-0-0		2-1-0							
0-0-0		0-0-0		0-0-0		NEUTRAL		0-0-0		0-0-0		0-0-0							
RPI	S	Opponent		Score		RPI	S	Opponent		Score		RPI	S	Opponent		Score			
19	N	Tulsa		4	13	40	A	UNLV		1	10	56	A	Fresno St.		3	5		
19	N	Tulsa		0	2	50	N	Lipscomb		0	7	58	A	Seattle U		2	6		
												58	A	Seattle U		5	1		
												68	A	Grand Canyon		2	8		
												77	N	Long Beach St.		2	1		
												86	A	New Mexico St.		2	5		
												86	A	New Mexico St.		0	8		
												86	A	New Mexico St.		0	3		
												94	A	South Alabama		0	8		
												139	A	New Mexico		6	7		
												139	A	New Mexico		3	7		
												166	N	Michigan St.		6	5		
												166	N	Michigan St.		9	5		
												178	A	Pacific		5	6		
												178	A	Pacific		0	2		
												179	N	Seton Hall		4	6		
												185	A	Stetson		6	3		
												185	A	Stetson		9	4		
												185	A	Stetson		0	1		
												186	N	Portland St.		5	4		
												186	N	Portland St.		3	6		
												196	N	Montana		6	2		
												199	N	Mercer		4	2		
												209	N	California Baptist		0	8		
												209	N	California Baptist		0	3		
												224	N	UC Santa Barbara		3	2		
												225	N	Utah Valley		4	8		
												236	N	Yale		6	5		
												243	A	CSU Bakersfield		8	2		
												243	A	CSU Bakersfield		7	4		
												252	N	Mt. St. Mary's		6	5		
												252	N	Mt. St. Mary's		11	2		
												254	A	Omaha		8	10		
												254	A	Omaha		3	1		
												254	A	Omaha		18	12		
												281	N	Southern Utah		6	7		
LAST 10 GAMES																			
236	N	Yale		6	5	86	A	New Mexico St.		0	8	252	N	Mt. St. Mary's		11	2		
139	A	New Mexico		3	7	185	A	Stetson		9	4	254	A	Omaha		8	10		
243	A	CSU Bakersfield		7	4	254	A	Omaha		18	12	254	A	Omaha		3	1		
254	A	Omaha		8	10	254	A	Omaha		3	1	254	A	Omaha		18	12		
178	A	Pacific		0	2	139	A	New Mexico		6	7	281	N	Southern Utah		6	7		

Non-Div. I Games:

North Dakota

Average RPI Win: 140		WON-LOST	WINNING	LAST 10	STRENGTH OF		OPP. STRENGTH	TEAM	ADJ		CONF.	ADJ CONF.
Average RPI Loss: 106		RECORD	PCT. RANK	GAMES	SCHEDULE		OF SCHEDULE	RPI	RPI		RPI	RPI
DIV. I ONLY		5-30-0	.14286	285	3-7-0		48	147	221		.4384	222
DIV. I NON-CONF.		2-20-0	.09091	286	0-2-0		64	93	252		.41929	251
TOTALS		RPI 1-25	RPI 26-50		W-L RECORDS		RPI 51-100		RPI 101-150		RPI 150+	
5-30-0		0-2-0	0-5-0		OVERALL		3-10-0		0-6-0		2-7-0	
4-9-0		0-1-0	0-0-0		HOME		3-3-0		0-1-0		1-4-0	
0-12-0		0-0-0	0-3-0		AWAY		0-4-0		0-5-0		0-0-0	
1-9-0		0-1-0	0-2-0		NEUTRAL		0-3-0		0-0-0		1-3-0	
2-20-0		0-2-0	0-5-0		NON-CONFERENCE		0-3-0		0-3-0		2-7-0	
1-6-0		0-1-0	0-0-0		HOME		0-0-0		0-1-0		1-4-0	
0-6-0		0-0-0	0-0-		AWAY		0-1-0		0-2-0		0-0-0	
1-8-0		0-1-0	0-2-0		NEUTRAL		0-2-0		0-0-0		1-3-0	
3-10-0		0-0-0	0-0-0		CONFERENCE		3-7-0		0-3-0		0-0-0	
3-3-0		0-0-0	0-0-0		HOME		3-3-0		0-0-0		0-0-0	
0-6-0		0-0-0	0-0-0		AWAY		0-3-0		0-3-0		0-0-0	
0-1-0		0-0-0	0-0-0		NEUTRAL		0-1-0		0-0-0		0-0-0	
RPI S	Opponent	Score	RPI S	Opponent	Score	RPI S	Opponent	Score	RPI S	Opponent	Score	
3 N	UCLA	1 9	26 A	South Carolina	3 7	56 N	Fresno St.	1 10	107 A	Coastal Caro.	0 5	
15 H	Auburn	1 12	28 N	Virginia Tech	1 5	59 A	Georgia Tech	3 8	107 A	Coastal Caro.	0 1	
			28 N	Virginia Tech	0 6	78 A	Texas St.	3 4	107 A	Coastal Caro.	3 6	
			30 A	South Fla.	0 4	78 A	Texas St.	0 6	128 A	Hawaii	0 8	
			30 A	South Fla.	2 6	78 A	Texas St.	0 5	130 A	Samford	1 5	
						95 H	Appalachian St.	0 7	143 H	Kennesaw St.	0 9	
						95 H	Appalachian St.	5 6	151 H	Hofstra	8 10	
						95 H	Appalachian St.	1 0	199 N	Mercer	0 6	
						98 N	DePaul	0 4	201 N	Eastern Ill.	9 2	
						99 H	UT Arlington	7 6	201 N	Eastern Ill.	4 8	
						99 H	UT Arlington	3 6	208 H	Fordham	5 4	
						99 H	UT Arlington	3 2	208 H	Fordham	4 5	
						99 N	UT Arlington	1 9	230 H	Western Caro.	3 6	
									230 H	Western Caro.	4 5	
									233 N	Saint Mary's (CA)	5 7	
LAST 10 GAMES												
			78 A	Texas St.	0 6	26 A	South Carolina	3 7				
			230 H	Western Caro.	4 5	95 H	Appalachian St.	0 7				
			208 H	Fordham	5 4	95 H	Appalachian St.	5 6				
			78 A	Texas St.	3 4	95 H	Appalachian St.	1 0				
			78 A	Texas St.	0 5	199 N	Mercer	0 6				

Non-Div. I Games:

Georgia St.

Average RPI Win:		214	WON-LOST RECORD		WINNING PCT. RANK		LAST 10 GAMES		STRENGTH OF SCHEDULE		OPP. STRENGTH OF SCHEDULE		TEAM RPI		ADJ RPI		CONF. RPI		ADJ CONF. RPI			
DIV. I ONLY			6-18-0		.25	262	1-9-0		100		247		222		.43827	223	15		16			
DIV. I NON-CONF.			5-11-0		.3125	234	0-2-0		157		254		223		.43789	223	16		16			
TOTALS		RPI 1-25		RPI 26-50			W-L RECORDS			RPI 51-100			RPI 101-150			RPI 150+						
6-18-0		0-1-0		0-1-0			OVERALL			0-5-0			1-4-0			5-7-0						
1-10-0		0-0-0		0-0-0			HOME			0-3-0			0-1-0			1-6-0						
1-3-0		0-0-0		0-0-0			AWAY			0-0-0			1-3-0			0-0-0						
4-5-0		0-1-0		0-1-0			NEUTRAL			0-2-0			0-0-0			4-1-0						
5-11-0		0-1-0		0-1-0			NON-CONFERENCE			0-3-0			0-1-0			5-5-0						
1-6-0		0-0-0		0-0-0			HOME			0-1-0			0-1-0			1-4-0						
0-0-0		0-0-0		0-0-			AWAY			0-0-0			0-0-0			0-0-0						
4-5-0		0-1-0		0-1-0			NEUTRAL			0-2-0			0-0-0			4-1-0						
1-7-0		0-0-0		0-0-0			CONFERENCE			0-2-0			1-3-0			0-2-0						
0-4-0		0-0-0		0-0-0			HOME			0-2-0			0-0-0			0-2-0						
1-3-0		0-0-0		0-0-0			AWAY			0-0-0			1-3-0			0-0-0						
0-0-0		0-0-0		0-0-0			NEUTRAL			0-0-0			0-0-0			0-0-0						
RPI	S	Opponent		Score		RPI	S	Opponent		Score		RPI	S	Opponent		Score						
15	N	Auburn		4	11	46	N	Louisiana Tech		4	5	52	N	Western Ky.		0	5	115	A	Austin Peay	1	9
												70	H	Southeast Mo. St.		1	11	115	A	Austin Peay	1	4
												70	H	Southeast Mo. St.		0	8	118	H	Middle Tenn.	2	9
												94	N	South Alabama		1	9	140	A	Murray St.	1	7
												95	H	Appalachian St.		9	10	140	A	Murray St.	2	1
																		153	N	Florida A&M	4	3
																		168	H	UT Martin	0	5
																		168	H	UT Martin	2	6
																		171	H	ETSU	4	3
																		184	N	Prairie View	1	4
																		186	H	Portland St.	4	5
																		191	H	Marist	2	6
																		248	H	Maine	1	6
																		248	H	Maine	3	9
																		250	N	Alabama St.	4	1
																		285	N	Savannah St.	9	4
																		287	N	Delaware St.	8	7
LAST 10 GAMES																						
						287	N	Delaware St.		8	7	115	A	Austin Peay		1	4					
						285	N	Savannah St.		9	4	168	H	UT Martin		0	5					
								95 H Appalachian St.		9	10	248	H	Maine		3	9					
						171	H	ETSU		4	3	140	A	Murray St.		1	7					
						186	H	Portland St.		4	5	70	H	Southeast Mo. St.		1	11					

Non-Div. I Games:

Tennessee St.

Average RPI Win:		186	WON-LOST RECORD		WINNING PCT. RANK	LAST 10 GAMES		STRENGTH OF SCHEDULE		OPP. STRENGTH OF SCHEDULE	TEAM RPI	ADJ RPI	CONF. RPI	ADJ CONF. RPI
Average RPI Loss:		111	6-28-0		.17647 273	0-10-0		86		132	227	.43661 224	12	12
DIV. I ONLY			6-25-0		.19355 263	0-7-0		87		141	230	.43728 224	12	12
DIV. I NON-CONF.														
TOTALS		RPI 1-25	RPI 26-50		W-L RECORDS		RPI 51-100		RPI 101-150		RPI 150+			
6-28-0		0-4-0	0-2-0		OVERALL		1-9-0		0-4-0		5-9-0			
1-6-0		0-0-0	0-0-0		HOME		0-4-0		0-1-0		1-1-0			
1-8-0		0-1-0	0-0-0		AWAY		0-3-0		0-1-0		1-3-0			
4-14-0		0-3-0	0-2-0		NEUTRAL		1-2-0		0-2-0		3-5-0			
6-25-0		0-4-0	0-2-0		NON-CONFERENCE		1-6-0		0-4-0		5-9-0			
1-3-0		0-0-0	0-0-0		HOME		0-1-0		0-1-0		1-1-0			
1-8-0		0-1-0	0-0-0		AWAY		0-3-0		0-1-0		1-3-0			
4-14-0		0-3-0	0-2-0		NEUTRAL		1-2-0		0-2-0		3-5-0			
0-3-0		0-0-0	0-0-0		CONFERENCE		0-3-0		0-0-0		0-0-0			
0-3-0		0-0-0	0-0-0		HOME		0-3-0		0-0-0		0-0-0			
0-0-0		0-0-0	0-0-0		AWAY		0-0-0		0-0-0		0-0-0			
0-0-0		0-0-0	0-0-0		NEUTRAL		0-0-0		0-0-0		0-0-0			
RPI S	Opponent	Score	RPI S	Opponent	Score	RPI S	Opponent	Score	RPI S	Opponent	Score	RPI S	Opponent	Score
2 N	Oklahoma	0 8	36 N	Illinois	2 11	55 H	Cal St. Fullerton	2 6	114 A	San Diego St.	0 1			
2 N	Oklahoma	1 12	39 N	Oregon	1 6	55 H	Cal St. Fullerton	0 1	118 N	Middle Tenn.	1 2			
3 A	UCLA	0 6				55 H	Cal St. Fullerton	1 3	138 H	LIU Brooklyn	1 6			
6 N	Arizona	1 9				56 A	Fresno St.	2 6	150 N	Northern Ill.	0 8			
						56 A	Fresno St.	1 3	163 A	Sacramento St.	12 6			
						66 H	California	0 11	196 N	Montana	11 6			
						68 N	Grand Canyon	4 1	196 N	Montana	0 5			
						68 N	Grand Canyon	1 3	205 A	San Diego	1 8			
						69 A	Loyola Marymount	2 3	205 A	San Diego	0 1			
						89 N	BYU	2 3	205 A	San Diego	1 2			
									209 N	California Baptist	8 11			
									209 N	California Baptist	7 5			
									209 N	California Baptist	1 5			
									221 N	North Dakota	2 3			
									230 H	Western Caro.	7 10			
									230 H	Western Caro.	7 0			
									243 N	CSU Bakersfield	3 4			
									251 N	Army West Point	3 1			
LAST 10 GAMES														
56 A	Fresno St.	1 3	55 H	Cal St. Fullerton	1 3									
6 N	Arizona	1 9	55 H	Cal St. Fullerton	0 1									
230 H	Western Caro.	7 10	3 A	UCLA	0 6									
55 H	Cal St. Fullerton	2 6	205 A	San Diego	1 8									
205 A	San Diego	1 2	205 A	San Diego	0 1									

Non-Div. I Games:

UC Santa Barbara

Average RPI Win:	226	WON-LOST	WINNING	LAST 10	STRENGTH OF	OPP. STRENGTH	TEAM	ADJ	CONF.	ADJ CONF.	
Average RPI Loss:	113	RECORD	PCT. RANK	GAMES	SCHEDULE	OF SCHEDULE	RPI	RPI	RPI	RPI	
DIV. I ONLY	10-17-0	.37037	219	3-7-0	233	144	232	.4363	225	16	15
DIV. I NON-CONF.	7-14-0	.33333	225	0-4-0	285	109	264	.40566	262	17	17
<hr/>											
TOTALS	RPI 1-25	RPI 26-50		W-L RECORDS	RPI 51-100		RPI 101-150		RPI 150+		
10-17-0	0-0-0	0-3-0		OVERALL	0-8-0		0-0-0		10-6-0		
3-2-0	0-0-0	0-0-0		HOME	0-2-0		0-0-0		3-0-0		
3-9-0	0-0-0	0-2-0		AWAY	0-3-0		0-0-0		3-4-0		
4-6-0	0-0-0	0-1-0		NEUTRAL	0-3-0		0-0-0		4-2-0		
7-14-0	0-0-0	0-3-0		NON-CONFERENCE	0-5-0		0-0-0		7-6-0		
0-2-0	0-0-0	0-0-0		HOME	0-2-0		0-0-0		0-0-0		
3-6-0	0-0-0	0-0-		AWAY	0-0-0		0-0-0		3-4-0		
4-6-0	0-0-0	0-1-0		NEUTRAL	0-3-0		0-0-0		4-2-0		
3-3-0	0-0-0	0-0-0		CONFERENCE	0-3-0		0-0-0		3-0-0		
3-0-0	0-0-0	0-0-0		HOME	0-0-0		0-0-0		3-0-0		
0-3-0	0-0-0	0-0-0		AWAY	0-3-0		0-0-0		0-0-0		
0-0-0	0-0-0	0-0-0		NEUTRAL	0-0-0		0-0-0		0-0-0		
RPI	S	Opponent	Score	RPI	S	Opponent	Score	RPI	S	Opponent	Score
				29	N	Notre Dame	0 16	68	A	Grand Canyon	0 2
				40	A	UNLV	0 8	68	A	Grand Canyon	4 8
				40	A	UNLV	0 2	68	A	Grand Canyon	0 8
								77	N	Long Beach St.	10 16
								87	N	Miami (OH)	2 5
								87	N	Miami (OH)	3 5
								89	H	BYU	5 6
								89	H	BYU	1 10
											</

Non-Div. I Games:

Utah Valley

Average RPI Win:	204	WON-LOST RECORD	WINNING PCT. RANK	LAST 10 GAMES	STRENGTH OF SCHEDULE	OPP. STRENGTH OF SCHEDULE	TEAM RPI	ADJ RPI	CONF. RPI	ADJ CONF. RPI		
DIV. I ONLY		9-20-0	.31034	240	2-8-0	189	211	238	.43562	226	20	18
DIV. I NON-CONF.		7-10-0	.41176	186	1-0-0	54	212	135	.50021	134	15	14
<hr/>												
TOTALS	RPI 1-25	RPI 26-50		W-L RECORDS		RPI 51-100		RPI 101-150		RPI 150+		
9-20-0	0-0-0	0-3-0		OVERALL		1-9-0		1-3-0		7-5-0		
4-6-0	0-0-0	0-0-0		HOME		1-3-0		0-0-0		3-3-0		
1-6-0	0-0-0	0-1-0		AWAY		0-0-0		0-3-0		1-2-0		
4-8-0	0-0-0	0-2-0		NEUTRAL		0-6-0		1-0-0		3-0-0		
7-10-0	0-0-0	0-3-0		NON-CONFERENCE		1-6-0		1-0-0		5-1-0		
3-1-0	0-0-0	0-0-0		HOME		1-0-0		0-0-0		2-1-0		
0-1-0	0-0-0	0-0-		AWAY		0-0-0		0-0-0		0-0-0		
4-8-0	0-0-0	0-2-0		NEUTRAL		0-6-0		1-0-0		3-0-0		
2-10-0	0-0-0	0-0-0		CONFERENCE		0-3-0		0-3-0		2-4-0		
1-5-0	0-0-0	0-0-0		HOME		0-3-0		0-0-0		1-2-0		
1-5-0	0-0-0	0-0-0		AWAY		0-0-0		0-3-0		1-2-0		
0-0-0	0-0-0	0-0-0		NEUTRAL		0-0-0		0-0-0		0-0-0		
RPI	S	Opponent	Score	RPI	S	Opponent	Score	RPI	S	Opponent	Score	
				31	N	Colorado St.	1 5	54	N	North Dakota St.	5 6	
				31	N	Colorado St.	2 3	63	H	North Texas	9 1	
				46	A	Louisiana Tech	4 7	70	N	Southeast Mo. St.	2 10	
								90	N	Wichita St.	1 5	
								90	N	Wichita St.	1 8	
								90	N	Wichita St.	2 3	
								99	N	UT Arlington	1 2	
								100	H	Nicholls St.	4 5	
								100	H	Nicholls St.	0 8	
								100	H	Nicholls St.	4 12	
				</								

Non-Div. I Games:

Abilene Christian

Average RPI Win:		182	WON-LOST RECORD		WINNING PCT. RANK		LAST 10 GAMES		STRENGTH OF SCHEDULE		OPP. STRENGTH OF SCHEDULE		TEAM RPI		ADJ RPI		CONF. RPI		ADJ CONF. RPI	
DIV. I ONLY			6-28-0		.17647 273		2-8-0		94		109		231		.43472 227		24		24	
DIV. I NON-CONF.			5-24-0		.17241 266		1-4-0		45		118		212		.44874 215		23		23	
TOTALS		RPI 1-25		RPI 26-50		W-L RECORDS		RPI 51-100		RPI 101-150		RPI 150+								
6-28-0		0-3-0		0-4-0		OVERALL		1-7-0		1-8-0		4-6-0								
0-3-0		0-0-0		0-1-0		HOME		0-0-0		0-2-0		0-0-0								
2-11-0		0-2-0		0-2-0		AWAY		0-3-0		0-0-0		2-4-0								
4-14-0		0-1-0		0-1-0		NEUTRAL		1-4-0		1-6-0		2-2-0								
5-24-0		0-3-0		0-4-0		NON-CONFERENCE		1-7-0		1-6-0		3-4-0								
0-1-0		0-0-0		0-1-0		HOME		0-0-0		0-0-0		0-0-0								
1-9-0		0-2-0		0-0-		AWAY		0-3-0		0-0-0		1-2-0								
4-14-0		0-1-0		0-1-0		NEUTRAL		1-4-0		1-6-0		2-2-0								
1-4-0		0-0-0		0-0-0		CONFERENCE		0-0-0		0-2-0		1-2-0								
0-2-0		0-0-0		0-0-0		HOME		0-0-0		0-2-0		0-0-0								
1-2-0		0-0-0		0-0-0		AWAY		0-0-0		0-0-0		1-2-0								
0-0-0		0-0-0		0-0-0		NEUTRAL		0-0-0		0-0-0		0-0-0								
RPI	S	Opponent		Score		RPI	S	Opponent		Score		RPI	S	Opponent		Score				
16	A	Texas Tech		0	8	31	H	Colorado St.		3	4	51	N	Southern Ill.		0	6			
16	A	Texas Tech		2	7	35	N	UCF		0	7	53	A	San Jose St.		1	3			
23	N	Arkansas		0	11	43	A	Texas A&M		2	18	54	N	North Dakota St.		0	4			
						43	A	Texas A&M		1	9	60	N	Iowa St.		7	6			
												60	N	Iowa St.		3	7			
												63	A	North Texas		2	8			
												63	N	North Texas		0	9			
												68	A	Grand Canyon		0	8			
														116 N Utah		0	7			
														119 H Weber St.		1	6			
														119 H Weber St.		4	6			
														127 N Utah St.		9	5			
														147 N Gardner-Webb		8	9			
														150 N Northern Ill.		3	8			
														159 N South Dakota		1	11			
														186 A Portland St.		0	3			
														186 A Portland St.		0	4			
														186 A Portland St.		7	6			
														209 N California Baptist		6	1			
														229 A Saint Louis		5	8			
														239 N Detroit Mercy		1	4			
														254 N Omaha		6	3			
														257 A Santa Clara		2	0			
														257 A Santa Clara		1	9			
LAST 10 GAMES						LAST 10 GAMES						LAST 10 GAMES								
						186	A	Portland St.		0	4	119	H	Weber St.		4	6			
						119	H	Weber St.		1	6	239	N	Detroit Mercy		1	4			
						186	A	Portland St.		0	3	254	N	Omaha		6	3			
						186	A	Portland St.		7	6	150	N	Northern Ill.		3	8			
						31	H	Colorado St.		3	4	229	A	Saint Louis		5	8			

Non-Div. I Games:

Northern Colo.

Average RPI Win: 277		WON-LOST RECORD	WINNING PCT. RANK	LAST 10 GAMES	STRENGTH OF SCHEDULE	OPP. STRENGTH OF SCHEDULE	TEAM RPI	ADJ RPI	CONF. RPI	ADJ CONF. RPI	
Average RPI Loss: 139											
DIV. I ONLY		18-11-0	.62069 80	4-6-0	285	287	226	.43411 228	17	17	
DIV. I NON-CONF.		15-5-0	.75 34	1-0-0	296	297	221	.43609 226	21	21	
TOTALS		RPI 1-25	RPI 26-50		W-L RECORDS		RPI 51-100		RPI 101-150		RPI 150+
18-11-0	0-0-0		0-0-0		OVERALL		0-4-0		0-4-0		18-3-0
14-6-0	0-0-0		0-0-0		HOME		0-0-0		0-3-0		14-3-0
3-4-0	0-0-0		0-0-0		AWAY		0-4-0		0-0-0		3-0-0
1-1-0	0-0-0		0-0-0		NEUTRAL		0-0-0		0-1-0		1-0-0
15-5-0	0-0-0		0-0-0		NON-CONFERENCE		0-1-0		0-1-0		15-3-0
14-3-0	0-0-0		0-0-0		HOME		0-0-0		0-0-0		14-3-0
0-1-0	0-0-0		0-0-		AWAY		0-1-0		0-0-0		0-0-0
1-1-0	0-0-0		0-0-0		NEUTRAL		0-0-0		0-1-0		1-0-0
3-6-0	0-0-0		0-0-0		CONFERENCE		0-3-0		0-3-0		3-0-0
0-3-0	0-0-0		0-0-0		HOME		0-0-0		0-3-0		0-0-0
3-3-0	0-0-0		0-0-0		AWAY		0-3-0		0-0-0		3-0-0
0-0-0	0-0-0		0-0-0		NEUTRAL		0-0-0		0-0-0		0-0-0
RPI S	Opponent	Score	RPI S	Opponent	Score	RPI S	Opponent	Score	RPI S	Opponent	Score
						75 A	Elon	7 9	123 N	Virginia	0 2
						76 A	USC Upstate	1 10	144 H	Campbell	2 4
						76 A	USC Upstate	1 9	144 H	Campbell	6 9
						76 A	USC Upstate	0 15	144 H	Campbell	1 13
									151 H	Hofstra	2 11
									237 H	Drexel	5 2
									252 H	Mt. St. Mary's	3 7
									252 H	Mt. St. Mary's	5 4
									256 H	Iona	7 3
									263 H	Central Conn. St.	5 4
									266 A	Presbyterian	4 2
									266 A	Presbyterian	4 1
									266 A	Presbyterian	8 4
									273 H	N.C. Central	8 0
									273 H	N.C. Central	5 6
									273 N	N.C. Central	4 3
									287 H	Delaware St.	9 0
									287 H	Delaware St.	5 3
									288 H	Coppin St.	8 0
									288 H	Coppin St.	11 2
									291 H	St. Bonaventure	8 7
									293 H	Saint Peter's	7 3
									297 H	South Carolina St.	13 2
									297 H	South Carolina St.	11 2
									297 H	South Carolina St.	8 0
			LAST 10 GAMES								
			297 H	South Carolina St.	11 2	76 A	USC Upstate	1 10	297 H	South Carolina St.	13 2
			287 H	Delaware St.	9 0	266 A	Presbyterian	4 2	297 H	South Carolina St.	11 2
			287 H	Delaware St.	5 3	288 H	Coppin St.	11 2	297 H	South Carolina St.	8 0
			263 H	Central Conn. St.	5 4	252 H	Mt. St. Mary's	5 4			
			297 H	South Carolina St.	8 0	144 H	Campbell	2 4			

Non-Div. I Games:

Hampton

Average RPI Win: 238		WON-LOST RECORD		WINNING PCT. RANK		LAST 10 GAMES		STRENGTH OF SCHEDULE		OPP. STRENGTH OF SCHEDULE		TEAM RPI		ADJ RPI		CONF. RPI		ADJ CONF. RPI	
DIV. I ONLY		9-21-0		.3 244		6-4-0		169		228		236		.4341 229		26		26	
DIV. I NON-CONF.		5-18-0		.21739 256		2-1-0		121		192		238		.43178 234		26		26	
TOTALS		RPI 1-25		RPI 26-50		W-L RECORDS		RPI 51-100		RPI 101-150		RPI 150+							
9-21-0		0-1-0		0-1-0		OVERALL		0-6-0		1-7-0		8-6-0							
7-5-0		0-0-0		0-0-0		HOME		0-0-0		1-3-0		6-2-0							
1-6-0		0-0-0		0-0-0		AWAY		0-2-0		0-3-0		1-1-0							
1-10-0		0-1-0		0-1-0		NEUTRAL		0-4-0		0-1-0		1-3-0							
5-18-0		0-1-0		0-1-0		NON-CONFERENCE		0-6-0		0-6-0		5-4-0							
3-2-0		0-0-0		0-0-0		HOME		0-0-0		0-2-0		3-0-0							
1-6-0		0-0-0		0-0-		AWAY		0-2-0		0-3-0		1-1-0							
1-10-0		0-1-0		0-1-0		NEUTRAL		0-4-0		0-1-0		1-3-0							
4-3-0		0-0-0		0-0-0		CONFERENCE		0-0-0		1-1-0		3-2-0							
4-3-0		0-0-0		0-0-0		HOME		0-0-0		1-1-0		3-2-0							
0-0-0		0-0-0		0-0-0		AWAY		0-0-0		0-0-0		0-0-0							
0-0-0		0-0-0		0-0-0		NEUTRAL		0-0-0		0-0-0		0-0-0							
RPI	S	Opponent		Score		RPI	S	Opponent		Score		RPI	S	Opponent		Score			
17	N	Kentucky		0	10	27	N	Drake		1	7	51	N	Southern Ill.		0	10		
												52	N	Western Ky.		0	10		
												57	A	Missouri St.		0	6		
												84	N	South Dakota St.		0	6		
												84	N	South Dakota St.		0	14		
												97	A	UNI		4	9		
												140	N	Murray St.		12	13		
												143	A	Kennesaw St.		3	6		
												143	A	Kennesaw St.		4	10		
												143	A	Kennesaw St.		5	10		
												148	H	Massachusetts		5	8		
												148	H	Massachusetts		7	5		
												149	H	Loyola Chicago		4	10		
												150	H	Northern Ill.		3	8		
												168	A	UT Martin		4	1		
												168	A	UT Martin		0	5		
												181	H	Dayton		3	7		
												181	H	Dayton		3	9		
												187	N	Toledo		0	4		
												195	N	Creighton		4	5		
												227	H	Northern Colo.		8	5		
												234	N	Evansville		6	2		
												239	H	Detroit Mercy		6	4		
												246	N	Wright St.		9	10		
												254	H	Omaha		7	2		
												290	H	La Salle		11	2		
												290	H	La Salle		4	1		
												290	H	La Salle		11	3		
						LAST 10 GAMES													
						168	A	UT Martin		4	1	181	H	Dayton		3	7		
						234	N	Evansville		6	2	148	H	Massachusetts		5	8		
						168	A	UT Martin		0	5	181	H	Dayton		3	9		
						148	H	Massachusetts		7	5	290	H	La Salle		11	2		
						290	H	La Salle		11	3	290	H	La Salle		4	1		

Non-Div. I Games:

Saint Louis

[illegible]

Non-Div. I Games:

Western Caro.

Average RPI Win: 253		WON-LOST RECORD	WINNING PCT. RANK		LAST 10 GAMES		STRENGTH OF SCHEDULE		OPP. STRENGTH OF SCHEDULE		TEAM RPI	ADJ RPI		CONF. RPI	ADJ CONF. RPI	
Average RPI Loss: 201																
DIV. I ONLY		11-12-0	.47826	153	7-3-0		242		285		220	.43351	230	23	23	
DIV. I NON-CONF.		10-10-0	.5	139	6-1-0		274		293		237	.42456	243	24	24	
TOTALS		RPI 1-25		RPI 26-50		W-L RECORDS		RPI 51-100		RPI 101-150		RPI 150+				
11-12-0		0-0-0		0-0-0		OVERALL		0-0-0		1-4-0		10-8-0				
8-5-0		0-0-0		0-0-0		HOME		0-0-0		1-2-0		7-3-0				
3-4-0		0-0-0		0-0-0		AWAY		0-0-0		0-1-0		3-3-0				
0-3-0		0-0-0		0-0-0		NEUTRAL		0-0-0		0-1-0		0-2-0				
10-10-0		0-0-0		0-0-0		NON-CONFERENCE		0-0-0		0-2-0		10-8-0				
7-3-0		0-0-0		0-0-0		HOME		0-0-0		0-0-0		7-3-0				
3-4-0		0-0-0		0-0-		AWAY		0-0-0		0-1-0		3-3-0				
0-3-0		0-0-0		0-0-0		NEUTRAL		0-0-0		0-1-0		0-2-0				
1-2-0		0-0-0		0-0-0		CONFERENCE		0-0-0		1-2-0		0-0-0				
1-2-0		0-0-0		0-0-0		HOME		0-0-0		1-2-0		0-0-0				
0-0-0		0-0-0		0-0-0		AWAY		0-0-0		0-0-0		0-0-0				
0-0-0		0-0-0		0-0-0		NEUTRAL		0-0-0		0-0-0		0-0-0				
RPI	S	Opponent	Score	RPI	S	Opponent	Score	RPI	S	Opponent	Score	RPI	S	Opponent	Score	
												129	H	Stony Brook	0 9	
												129	H	Stony Brook	4 1	
												129	H	Stony Brook	0 9	
												147	A	Gardner-Webb	4 12	
												149	N	Loyola Chicago	0 8	
												211	H	Fairfield	0 10	
												211	H	Fairfield	5 6	
												219	A	Sacred Heart	3 1	
												219	A	Sacred Heart	0 4	
												219	N	Sacred Heart	3 10	
												236	A	Yale	0 5	
												236	A	Yale	3 4	
												261	N	Oakland	4 7	
												262	H	Manhattan	5 4	
												263	A	Central Conn. St.	9 7	
												263	A	Central Conn. St.	10 9	
												263	H	Central Conn. St.	5 10	
												263	H	Central Conn. St.	3 0	
												265	H	Fairleigh Dickinson	4 2	
												265	H	Fairleigh Dickinson	7 1	
												271	H	Siena	7 5	
												293	H	Saint Peter's	17 7	
												293	H	Saint Peter's	8 5	
				LAST 10 GAMES												
				263	A	Central Conn. St.	9 7	263	H	Central Conn. St.	3 0	293	H	Saint Peter's	8 5	
				211	H	Fairfield	0 10	236	A	Yale	0 5					
				211	H	Fairfield	5 6	219	A	Sacred Heart	0 4					
				263	A	Central Conn. St.	10 9	129	H	Stony Brook	0 9					
				263	H	Central Conn. St.	5 10	265	H	Fairleigh Dickinson	7 1					

Non-Div. I Games:

Hartford

UMBC

Average RPI Win: 242		WON-LOST RECORD	WINNING PCT. RANK	LAST 10 GAMES	STRENGTH OF SCHEDULE	OPP. STRENGTH OF SCHEDULE	TEAM RPI	ADJ RPI	CONF. RPI	ADJ CONF. RPI					
Average RPI Loss: 166															
DIV. I ONLY		15-12-0	.55556 110	8-2-0	283	244	235	.43332 232	23	23					
DIV. I NON-CONF.		13-10-0	.56522 104	6-0-0	294	250	242	.42639 240	24	24					
<hr/>															
TOTALS		RPI 1-25		RPI 26-50		W-L RECORDS		RPI 51-100		RPI 101-150	RPI 150+				
15-12-0		0-0-0		0-0-0		OVERALL		0-2-0		2-2-0	13-8-0				
8-3-0		0-0-0		0-0-0		HOME		0-0-0		0-0-0	8-3-0				
1-5-0		0-0-0		0-0-0		AWAY		0-2-0		1-2-0	0-1-0				
6-4-0		0-0-0		0-0-0		NEUTRAL		0-0-0		1-0-0	5-4-0				
13-10-0		0-0-0		0-0-0		NON-CONFERENCE		0-2-0		2-2-0	11-6-0				
6-1-0		0-0-0		0-0-0		HOME		0-0-0		0-0-0	6-1-0				
1-5-0		0-0-0		0-0-		AWAY		0-2-0		1-2-0	0-1-0				
6-4-0		0-0-0		0-0-0		NEUTRAL		0-0-0		1-0-0	5-4-0				
2-2-0		0-0-0		0-0-0		CONFERENCE		0-0-0		0-0-0	2-2-0				
2-2-0		0-0-0		0-0-0		HOME		0-0-0		0-0-0	2-2-0				
0-0-0		0-0-0		0-0-0		AWAY		0-0-0		0-0-0	0-0-0				
0-0-0		0-0-0		0-0-0		NEUTRAL		0-0-0		0-0-0	0-0-0				
RPI	S	Opponent	Score	RPI	S	Opponent	Score	RPI	S	Opponent	Score				
						61 A	NC State	1		2	124 A	Towson	5		8
						73 A	Maryland	2		9	124 A	Towson	0		3
											140 N	Murray St.	3		2
											145 A	UNCW	1		0
											157 A	George Washington	3		11
											160 N	Villanova	3		0
											167 H	Albany (NY)	3		11
											192 N	Lehigh	3		6
											192 N	Lehigh	2		5
											200 H	Delaware	3		6
											206 H	Binghamton	0		9
											206 H	Binghamton	4		2
											206 H	Binghamton	8		0
											216 N	Rhode Island	4		5
											253 H	Robert Morris	1		0
											253 H	Robert Morris	5		0
											268 N	Canisius	4		0
											268 N	Canisius	8		0
											275 N	N.C. A&T	9		1
											275 N	N.C. A&T	1		6
											288 H	Coppin St.	5		2
											288 H	Coppin St.	11		3
											289 N	Cornell	10		0
											294 H	UMES	11		3
											294 H	UMES	10		1
<hr/>															
LAST 10 GAMES															
						275 N	N.C. A&T	1		6	288 H	Coppin St.	11		3
						275 N	N.C. A&T	9		1	206 H	Binghamton	0		9
						124 A	Towson	5		8	294 H	UMES	11		3
						140 N	Murray St.	3		2	206 H	Binghamton	8		0
						200 H	Delaware	3		6	206 H	Binghamton	4		2

Non-Div. I Games:

UMBC

Average RPI Win: 198		WON-LOST	WINNING	LAST 10	STRENGTH OF		OPP. STRENGTH	TEAM	ADJ	CONF.	ADJ CONF.
Average RPI Loss: 128		RECORD	PCT. RANK	GAMES	SCHEDULE		OF SCHEDULE	RPI	RPI	RPI	RPI
DIV. I ONLY		7-23-0	.23333	267	2-8-0		107	194	224	.43323	233
DIV. I NON-CONF.		7-23-0	.23333	252	2-8-0		94	199	224	.43323	230
TOTALS		RPI 1-25	RPI 26-50		W-L RECORDS		RPI 51-100		RPI 101-150		RPI 150+
7-23-0		0-4-0	0-0-0		OVERALL		0-5-0		2-6-0		5-8-0
5-7-0		0-0-0	0-0-0		HOME		0-1-0		2-2-0		3-4-0
0-7-0		0-2-0	0-0-0		AWAY		0-1-0		0-4-0		0-0-0
2-9-0		0-2-0	0-0-0		NEUTRAL		0-3-0		0-0-0		2-4-0
7-23-0		0-4-0	0-0-0		NON-CONFERENCE		0-5-0		2-6-0		5-8-0
5-7-0		0-0-0	0-0-0		HOME		0-1-0		2-2-0		3-4-0
0-7-0		0-2-0	0-0-0		AWAY		0-1-0		0-4-0		0-0-0
2-9-0		0-2-0	0-0-0		NEUTRAL		0-3-0		0-0-0		2-4-0
0-0-0		0-0-0	0-0-0		CONFERENCE		0-0-0		0-0-0		0-0-0
0-0-0		0-0-0	0-0-0		HOME		0-0-0		0-0-0		0-0-0
0-0-0		0-0-0	0-0-0		AWAY		0-0-0		0-0-0		0-0-0
0-0-0		0-0-0	0-0-0		NEUTRAL		0-0-0		0-0-0		0-0-0
RPI S	Opponent	Score	RPI S	Opponent	Score	RPI S	Opponent	Score	RPI S	Opponent	Score
3 N	UCLA	1 13				56 N	Fresno St.	3 4	113 A	CSUN	2 8
3 N	UCLA	1 9				58 N	Seattle U	1 7	113 A	CSUN	0 6
20 A	Stanford	0 8				64 A	UC Davis	0 6	113 A	CSUN	0 8
20 A	Stanford	0 8				66 H	California	5 13	128 A	Hawaii	0 8
						99 N	UT Arlington	0 8	135 H	Bucknell	6 1
									135 H	Bucknell	2 1
									136 H	Nevada	0 9
									136 H	Nevada	0 2
									176 N	Idaho St.	7 3
									176 N	Idaho St.	3 6
									190 N	UTEP	2 7
									191 H	Marist	0 7
									191 H	Marist	3 1
									222 N	Georgia St.	7 5
									225 N	Utah Valley	3 4
									243 N	CSU Bakersfield	4 7
									262 H	Manhattan	8 0
									262 H	Manhattan	4 6
									262 H	Manhattan	5 7
									265 H	Fairleigh Dickinson	0 1
									265 H	Fairleigh Dickinson	3 2
LAST 10 GAMES											
191 H	Marist	0 7	20 A	Stanford	0 8						
265 H	Fairleigh Dickinson	0 1	113 A	CSUN	0 6						
136 H	Nevada	0 9	3 N	UCLA	1 9						
113 A	CSUN	2 8	113 A	CSUN	0 8						
20 A	Stanford	0 8	191 H	Marist	3 1						

Non-Div. I Games:

Saint Mary's (CA)

Average RPI Win: 223		WON-LOST	WINNING	LAST 10	STRENGTH OF		OPP. STRENGTH	TEAM	ADJ	CONF.	ADJ CONF.
Average RPI Loss: 152		RECORD	PCT. RANK	GAMES	SCHEDULE		OF SCHEDULE	RPI	RPI	RPI	RPI
DIV. I ONLY		12-19-0	.3871	210	2-8-0		206	262	233	.43276	234
DIV. I NON-CONF.		10-13-0	.43478	175	0-2-0		226	289	228	.43661	225
TOTALS		RPI 1-25	RPI 26-50		W-L RECORDS		RPI 51-100		RPI 101-150		RPI 150+
12-19-0	0-0-0	0-0-0		OVERALL		0-5-0		3-5-0		9-9-0	
2-6-0	0-0-0	0-0-0		HOME		0-0-0		2-4-0		0-2-0	
3-5-0	0-0-0	0-0-0		AWAY		0-3-0		1-0-0		2-2-0	
7-8-0	0-0-0	0-0-0		NEUTRAL		0-2-0		0-1-0		7-5-0	
10-13-0	0-0-0	0-0-0		NON-CONFERENCE		0-3-0		1-1-0		9-9-0	
0-2-0	0-0-0	0-0-0		HOME		0-0-0		0-0-0		0-2-0	
3-3-0	0-0-0	0-0-0		AWAY		0-1-0		1-0-0		2-2-0	
7-8-0	0-0-0	0-0-0		NEUTRAL		0-2-0		0-1-0		7-5-0	
2-6-0	0-0-0	0-0-0		CONFERENCE		0-2-0		2-4-0		0-0-0	
2-4-0	0-0-0	0-0-0		HOME		0-0-0		2-4-0		0-0-0	
0-2-0	0-0-0	0-0-0		AWAY		0-2-0		0-0-0		0-0-0	
0-0-0	0-0-0	0-0-0		NEUTRAL		0-0-0		0-0-0		0-0-0	
RPI S	Opponent	Score	RPI S	Opponent	Score	RPI S	Opponent	Score	RPI S	Opponent	Score
						52 N	Western Ky.	0 8	110 H	Illinois St.	0 11
						79 A	Ohio	0 5	110 H	Illinois St.	1 8
						97 A	UNI	0 8	110 H	Illinois St.	8 16
						97 A	UNI	6 11	112 N	Rutgers	1 9
						98 N	DePaul	1 9	130 A	Samford	4 3
									149 H	Loyola Chicago	5 3
									149 H	Loyola Chicago	6 9
									149 H	Loyola Chicago	9 1
									168 H	UT Martin	1 9
									171 A	ETSU	6 5
									171 A	ETSU	2 1
									171 A	ETSU	1 5
									182 A	Tennessee Tech	0 7
									195 N	Creighton	4 2
									204 N	Houston Baptist	2 6
									217 H	Butler	1 7
									217 N	Butler	4 9
									229 N	Saint Louis	2 6
									239 N	Detroit Mercy	3 4
									245 N	Purdue Fort Wayne	1 3
									255 N	Green Bay	5 4
									271 N	Siena	7 4
						168 H	UT Martin	1 9	296 N	Southern U.	8 0
						182 A	Tennessee Tech	0 7	296 N	Southern U.	4 2
						171 A	ETSU	2 1	296 N	Southern U.	5 4
						171 A	ETSU	1 5	296 N	Southern U.	3 1
						271 N	Siena	7 4	97 A	UNI	0 8

Non-Div. I Games:

Evansville

Average RPI Win:	204	WON-LOST RECORD	WINNING PCT. RANK	LAST 10 GAMES	STRENGTH OF SCHEDULE	OPP. STRENGTH OF SCHEDULE	TEAM RPI	ADJ RPI	CONF. RPI	ADJ CONF. RPI		
DIV. I ONLY		9-24-0	.27273	257	3-7-0	133	238	229	.43217	235	18	19
DIV. I NON-CONF.		7-21-0	.25	249	1-4-0	116	249	232	.43016	236	19	19
<hr/>												
TOTALS	RPI 1-25	RPI 26-50		W-L RECORDS		RPI 51-100		RPI 101-150		RPI 150+		
9-24-0	0-0-0	0-1-0		OVERALL		0-6-0		1-7-0		8-10-0		
4-2-0	0-0-0	0-0-0		HOME		0-0-0		0-1-0		4-1-0		
0-7-0	0-0-0	0-1-0		AWAY		0-1-0		0-3-0		0-2-0		
5-15-0	0-0-0	0-0-0		NEUTRAL		0-5-0		1-3-0		4-7-0		
7-21-0	0-0-0	0-1-0		NON-CONFERENCE		0-6-0		1-5-0		6-9-0		
2-1-0	0-0-0	0-0-0		HOME		0-0-0		0-1-0		2-0-0		
0-5-0	0-0-0	0-0-		AWAY		0-1-0		0-1-0		0-2-0		
5-15-0	0-0-0	0-0-0		NEUTRAL		0-5-0		1-3-0		4-7-0		
2-3-0	0-0-0	0-0-0		CONFERENCE		0-0-0		0-2-0		2-1-0		
2-1-0	0-0-0	0-0-0		HOME		0-0-0		0-0-0		2-1-0		
0-2-0	0-0-0	0-0-0		AWAY		0-0-0		0-2-0		0-0-0		
0-0-0	0-0-0	0-0-0		NEUTRAL		0-0-0		0-0-0		0-0-0		
RPI	S	Opponent	Score	RPI	S	Opponent	Score	RPI	S	Opponent	Score	
				40	A	UNLV	2 9	58	N	Seattle U	3 13	
								64	N	UC Davis	4 5	
								80	A	North Florida	0 5	
								80	N	North Florida	1 10	
								81	N	Purdue	2 5	
								89	N	BYU	1 3	
								109	N	Ball St.	0 10	
								122	A	St. John's (NY)	4 12	
								122	A	St. John's (NY)	2 10	
								129	N	Stony Brook	1 8	
								129	N	Stony Brook	4 3	
								132	H	Saint Joseph's	0 5	
								145	N	UNCW	3 6	
								147	A	Gardner-Webb	2 10	
								157	A	George Washington	1 8	
								157	N	George Washington	2 11	
								157	N	George Washington	7 2	
								158	N	Furman	6 7	
								167	N	Albany (NY)	3 6	
								175	N	Colgate	0 5	
								177	H	Harvard	3 0	
								194	A	Jacksonville	1 5	
								195	H	Creighton	5 14	
								195	H	Creighton	6 5	
								195	H	Creighton	5 4	
								215	N	Charleston So.	3 1	
								225	N	Utah Valley	7 6	
								261	N	Oakland	7 8	
								261	N	Oakland	10 19	
								262	N	Manhattan	8 7	
								282	H	Brown	10 7	
								290	N	La Salle	4 5	

Non-Div. I Games:

Georgetown

Average RPI Win: 229		WON-LOST	WINNING	LAST 10	STRENGTH OF	OPP. STRENGTH	TEAM	ADJ	CONF.	ADJ CONF.						
Average RPI Loss: 159		RECORD	PCT. RANK	GAMES	SCHEDULE	OF SCHEDULE	RPI	RPI	RPI	RPI						
DIV. I ONLY		11-16-0	.40741	200	5-5-0	227	246	230	.43205	236	29	29				
DIV. I NON-CONF.		5-13-0	.27778	244	1-3-0	143	225	226	.435	227	29	29				
<hr/>																
TOTALS		RPI 1-25	RPI 26-50		W-L RECORDS		RPI 51-100		RPI 101-150		RPI 150+					
11-16-0		0-2-0	0-0-0		OVERALL		0-3-0		2-2-0		9-9-0					
4-6-0		0-0-0	0-0-0		HOME		0-0-0		0-2-0		4-4-0					
5-5-0		0-0-0	0-0-0		AWAY		0-2-0		0-0-0		5-3-0					
2-5-0		0-2-0	0-0-0		NEUTRAL		0-1-0		2-0-0		0-2-0					
5-13-0		0-2-0	0-0-0		NON-CONFERENCE		0-3-0		2-2-0		3-6-0					
2-5-0		0-0-0	0-0-0		HOME		0-0-0		0-2-0		2-3-0					
1-3-0		0-0-0	0-0-		AWAY		0-2-0		0-0-0		1-1-0					
2-5-0		0-2-0	0-0-0		NEUTRAL		0-1-0		2-0-0		0-2-0					
6-3-0		0-0-0	0-0-0		CONFERENCE		0-0-0		0-0-0		6-3-0					
2-1-0		0-0-0	0-0-0		HOME		0-0-0		0-0-0		2-1-0					
4-2-0		0-0-0	0-0-0		AWAY		0-0-0		0-0-0		4-2-0					
0-0-0		0-0-0	0-0-0		NEUTRAL		0-0-0		0-0-0		0-0-0					
RPI	S	Opponent	Score		RPI	S	Opponent	Score		RPI	S	Opponent	Score			
25	N	Boise St.	3	5			68	A	Grand Canyon	3	6	129	N	Stony Brook	8	2
25	N	Boise St.	1	2			81	N	Purdue	4	5	134	H	UMass Lowell	3	7
							85	A	Fla. Atlantic	3	5	134	H	UMass Lowell	1	9
												138	N	LIU Brooklyn	1	0
												153	N	Florida A&M	5	6
												202	A	Princeton	4	1
												202	A	Princeton	0	2
												202	A	Princeton	0	8
												211	H	Fairfield	0	3
												221	N	North Dakota	5	6
												230	H	Hartford	5	0
												230	H	Hartford	4	3
												238	H	Penn	0	3
												238	H	Penn	8	0
												238	H	Penn	6	4
												242	A	Wagner	7	5
												242	A	Wagner	3	11
												263	H	Central Conn. St.	2	4
												263	H	Central Conn. St.	1	7
												289	A	Cornell	15	5
												289	A	Cornell	12	5
												289	A	Cornell	10	1
LAST 10 GAMES																
202	A	Princeton	0	8	134	H	UMass Lowell	1	9							
230	H	Hartford	5	0	289	A	Cornell	15	5							
221	N	North Dakota	5	6	202	A	Princeton	4	1							
25	N	Boise St.	1	2	238	H	Penn	0	3							
242	A	Wagner	7	5	263	H	Central Conn. St.	1	7							

Non-Div. I Games:

Yale

Average RPI Win: 237		WON-LOST RECORD	WINNING PCT. RANK	LAST 10 GAMES	STRENGTH OF SCHEDULE	OPP. STRENGTH OF SCHEDULE	TEAM RPI	ADJ RPI	CONF. RPI	ADJ CONF. RPI		
Average RPI Loss: 204												
DIV. I ONLY		17-11-1	.60345 86	8-1-1	288	264	225	.43194 237	13	13		
DIV. I NON-CONF.		12-10-1	.54348 115	3-0-1	295	275	266	.39634 266	13	13		
TOTALS		RPI 1-25	RPI 26-50		W-L RECORDS		RPI 51-100		RPI 101-150		RPI 150+	
17-11-1	0-0-0	0-0-0		OVERALL		0-0-0		0-1-0		17-10-1		
8-1-1	0-0-0	0-0-0		HOME		0-0-0		0-0-0		8-1-1		
1-1-0	0-0-0	0-0-0		AWAY		0-0-0		0-0-0		1-1-0		
8-9-0	0-0-0	0-0-0		NEUTRAL		0-0-0		0-1-0		8-8-0		
12-10-1	0-0-0	0-0-0		NON-CONFERENCE		0-0-0		0-1-0		12-9-1		
3-0-1	0-0-0	0-0-0		HOME		0-0-0		0-0-0		3-0-1		
1-1-0	0-0-0	0-0-		AWAY		0-0-0		0-0-0		1-1-0		
8-9-0	0-0-0	0-0-0		NEUTRAL		0-0-0		0-1-0		8-8-0		
5-1-0	0-0-0	0-0-0		CONFERENCE		0-0-0		0-0-0		5-1-0		
5-1-0	0-0-0	0-0-0		HOME		0-0-0		0-0-0		5-1-0		
0-0-0	0-0-0	0-0-0		AWAY		0-0-0		0-0-0		0-0-0		
0-0-0	0-0-0	0-0-0		NEUTRAL		0-0-0		0-0-0		0-0-0		
RPI S	Opponent	Score	RPI S	Opponent	Score	RPI S	Opponent	Score	RPI S	Opponent	Score	
									133 N	Belmont	1 16	
									159 N	South Dakota	8 11	
									159 N	South Dakota	20 5	
									167 N	Albany (NY)	5 6	
									167 N	Albany (NY)	0 2	
									170 H	Col. of Charleston	5 3	
									170 H	Col. of Charleston	8 5	
									170 H	Col. of Charleston	2 11	
									175 N	Colgate	5 3	
									200 H	Delaware	9 2	
									200 H	Delaware	5 4	
									200 H	Delaware	5 2	
									216 N	Rhode Island	6 12	
									217 N	Butler	2 3	
									228 A	Hampton	2 5	
									239 N	Detroit Mercy	0 1	
									247 N	Bryant	16 3	
									247 N	Bryant	3 2	
									249 A	Norfolk St.	10 2	
									270 N	Akron	4 8	
									271 N	Siena	10 3	
				LAST 10 GAMES					277 H	Lafayette	7 6	
				200 H	Delaware	5 2	170 H	Col. of Charleston	2 11	277 H	Lafayette	8 8
				170 H	Col. of Charleston	5 3	293 H	Saint Peter's	10 3	279 N	Holy Cross	0 6
				293 H	Saint Peter's	18 0	277 H	Lafayette	7 6	289 N	Cornell	11 0
				277 H	Lafayette	8 8	200 H	Delaware	5 4	293 H	Saint Peter's	18 0
				170 H	Col. of Charleston	8 5	200 H	Delaware	9 2	293 H	Saint Peter's	10 3

Non-Div. I Games:

Drexel

RPI	S	Opponent	Score	
293	N	Saint Peter's	10	0
297	N	South Carolina St.	9	1

Drexel

D
r
e
x
e
l

D
r
e
x
e
l

Average RPI Win:	208	WON-LOST RECORD	WINNING PCT. RANK	LAST 10 GAMES	STRENGTH OF SCHEDULE	OPP. STRENGTH OF SCHEDULE	TEAM RPI	ADJ RPI	CONF. RPI	ADJ CONF. RPI					
DIV. I ONLY		13-11-0	.54167	114	6-4-0	287	201	237	.4298	238	29	29			
DIV. I NON-CONF.		8-7-0	.53333	126	2-1-0	292	216	231	.43452	228	29	29			
<hr/>															
TOTALS	RPI 1-25	RPI 26-50		W-L RECORDS		RPI 51-100		RPI 101-150		RPI 150+					
13-11-0	0-0-0	0-1-0		OVERALL		0-0-0		2-2-0		11-8-0					
5-4-0	0-0-0	0-0-0		HOME		0-0-0		0-0-0		5-4-0					
3-3-0	0-0-0	0-0-0		AWAY		0-0-0		0-0-0		3-3-0					
5-4-0	0-0-0	0-1-0		NEUTRAL		0-0-0		2-2-0		3-1-0					
<hr/>															
8-7-0	0-0-0	0-1-0		NON-CONFERENCE		0-0-0		2-2-0		6-4-0					
3-3-0	0-0-0	0-0-0		HOME		0-0-0		0-0-0		3-3-0					
0-0-0	0-0-0	0-0-		AWAY		0-0-0		0-0-0		0-0-0					
5-4-0	0-0-0	0-1-0		NEUTRAL		0-0-0		2-2-0		3-1-0					
<hr/>															
5-4-0	0-0-0	0-0-0		CONFERENCE		0-0-0		0-0-0		5-4-0					
2-1-0	0-0-0	0-0-0		HOME		0-0-0		0-0-0		2-1-0					
3-3-0	0-0-0	0-0-0		AWAY		0-0-0		0-0-0		3-3-0					
0-0-0	0-0-0	0-0-0		NEUTRAL		0-0-0		0-0-0		0-0-0					
<hr/>															
RPI	S	Opponent	Score	RPI	S	Opponent	Score	RPI	S	Opponent	Score	RPI	S	Opponent	Score
				48	N	Troy	3 8			109	N	Ball St.	5	3	
										118	N	Middle Tenn.	0	3	
										122	N	St. John's (NY)	4	2	
										137	N	Boston College	0	4	
										154	N	Penn St.	2	1	
										158	H	Furman	1	4	
										164	N	Western Mich.	1	8	
										177	H	Harvard	7	8	
										177	H	Harvard	3	2	
										177	H	Harvard	12	2	
										180	N	Central Mich.	1	0	
										198	N	Bethune-Cookman	5	1	
										236	A	Yale	4	6	
										236	A	Yale	3	0	
										236	A	Yale	0	8	
										244	A	Dartmouth	17	10	
										244	A	Dartmouth	5	8	
										244	A	Dartmouth	6	3	
										277	H	Lafayette	3	5	
										277	H	Lafayette	2	1	
										284	H	Rider	2	5	
										290	H	La Salle	5	0	
										290	H	La Salle	3	0	
<hr/>															
LAST 10 GAMES															
				244	A	Dartmouth	17 10	198	N	Bethune-Cookman	5 1	290	H	La Salle	5 0
				244	A	Dartmouth	6 3	290	H	La Salle	5 0	177	H	Harvard	3 2
				244	A	Dartmouth	5 8	177	H	Harvard	3 2	277	H	Lafayette	3 5
				284	H	Rider	2 5	277	H	Lafayette	3 5	236	A	Yale	3 0
				177	H	Harvard	7 8	236	A	Yale	3 0				

Non-Div. I Games:

Penn

RPI	S	Opponent	Score	
266	N	Presbyterian	11	1
271	N	Siena	7	1
289	N	Cornell	5	0

Detroit Mercy

D
e
t
r
o
i
t
M
e
r
c
y

D
e
t
r
o
i
t
M
e
r
c
y

[illegible]

Non-Div. I Games:

Youngstown St.

I
U
P
U
I

Tie, Loss, Non-Conf,S Site, H Home, A Away, N Neutral Page 254

Average RPI Win: 216		WON-LOST RECORD		WINNING PCT. RANK		LAST 10 GAMES		STRENGTH OF SCHEDULE		OPP. STRENGTH OF SCHEDULE		TEAM RPI		ADJ RPI		CONF. RPI		ADJ CONF. RPI	
DIV. I ONLY		8-16-0		.33333 231		4-6-0		205		241		243		.42734 242		27		27	
DIV. I NON-CONF.		7-15-0		.31818 231		3-5-0		213		234		243		.42578 242		27		28	
TOTALS		RPI 1-25		RPI 26-50		W-L RECORDS		RPI 51-100		RPI 101-150		RPI 150+							
8-16-0		0-0-0		0-1-0		OVERALL		1-2-0		0-3-0		7-10-0							
4-2-0		0-0-0		0-0-0		HOME		0-0-0		0-0-0		4-2-0							
0-7-0		0-0-0		0-1-0		AWAY		0-0-0		0-3-0		0-3-0							
4-7-0		0-0-0		0-0-0		NEUTRAL		1-2-0		0-0-0		3-5-0							
7-15-0		0-0-0		0-1-0		NON-CONFERENCE		1-2-0		0-3-0		6-9-0							
3-1-0		0-0-0		0-0-0		HOME		0-0-0		0-0-0		3-1-0							
0-7-0		0-0-0		0-0-		AWAY		0-0-0		0-3-0		0-3-0							
4-7-0		0-0-0		0-0-0		NEUTRAL		1-2-0		0-0-0		3-5-0							
1-1-0		0-0-0		0-0-0		CONFERENCE		0-0-0		0-0-0		1-1-0							
1-1-0		0-0-0		0-0-0		HOME		0-0-0		0-0-0		1-1-0							
0-0-0		0-0-0		0-0-0		AWAY		0-0-0		0-0-0		0-0-0							
0-0-0		0-0-0		0-0-0		NEUTRAL		0-0-0		0-0-0		0-0-0							
RPI	S	Opponent		Score	RPI	S	Opponent		Score	RPI	S	Opponent		Score					
					31	A	Colorado St.	0	8	81	N	Purdue	1	0					
										96	N	Syracuse	3	7					
										96	N	Syracuse	3	15					
										121	A	East Carolina	3	6					
										121	A	East Carolina	6	7					
										122	A	St. John's (NY)	9	13					
										151	N	Hofstra	1	11					
										151	N	Hofstra	3	9					
										170	N	Col. of Charleston	3	6					
										172	A	Monmouth	0	4					
										172	A	Monmouth	0	8					
										174	N	Valparaiso	0	13					
										174	N	Valparaiso	7	6					
										181	N	Dayton	13	12					
										188	A	Charlotte	6	14					
										236	H	Yale	5	7					
										236	H	Yale	11	3					
										252	H	Mt. St. Mary's	2	10					
										252	H	Mt. St. Mary's	4	0					
										262	H	Manhattan	5	4					
										262	H	Manhattan	4	3					
										264	N	Cleveland St.	7	8					
										279	N	Holy Cross	9	6					
LAST 10 GAMES																			
					236	H	Yale	5	7	262	H	Manhattan	5	4					
					252	H	Mt. St. Mary's	4	0	172	A	Monmouth	0	8					
					172	A	Monmouth	0	4	236	H	Yale	11	3					
					262	H	Manhattan	4	3	151	N	Hofstra	1	11					
					252	H	Mt. St. Mary's	2	10	151	N	Hofstra	3	9					

Non-Div. I Games:

Wagner

Average RPI Win: 217		WON-LOST	WINNING	LAST 10	STRENGTH OF		OPP. STRENGTH	TEAM	ADJ		CONF.	ADJ CONF.
Average RPI Loss: 175		RECORD	PCT. RANK	GAMES	SCHEDULE		OF SCHEDULE	RPI	RPI		RPI	RPI
DIV. I ONLY		13-16-0	.44828	170	6-4-0		260	234	239		.42706	243
DIV. I NON-CONF.		11-15-0	.42308	181	4-3-0		276	239	245		.42048	247
TOTALS		RPI 1-25	RPI 26-50		W-L RECORDS		RPI 51-100		RPI 101-150		RPI 150+	
13-16-0		0-0-0	0-0-0		OVERALL		0-2-0		0-3-0		13-11-0	
2-4-0		0-0-0	0-0-0		HOME		0-0-0		0-1-0		2-3-0	
3-5-0		0-0-0	0-0-0		AWAY		0-2-0		0-0-0		3-3-0	
8-7-0		0-0-0	0-0-0		NEUTRAL		0-0-0		0-2-0		8-5-0	
11-15-0		0-0-0	0-0-0		NON-CONFERENCE		0-2-0		0-3-0		11-10-0	
0-3-0		0-0-0	0-0-0		HOME		0-0-0		0-1-0		0-2-0	
3-5-0		0-0-0	0-0-		AWAY		0-2-0		0-0-0		3-3-0	
8-7-0		0-0-0	0-0-0		NEUTRAL		0-0-0		0-2-0		8-5-0	
2-1-0		0-0-0	0-0-0		CONFERENCE		0-0-0		0-0-0		2-1-0	
2-1-0		0-0-0	0-0-0		HOME		0-0-0		0-0-0		2-1-0	
0-0-0		0-0-0	0-0-0		AWAY		0-0-0		0-0-0		0-0-0	
0-0-0		0-0-0	0-0-0		NEUTRAL		0-0-0		0-0-0		0-0-0	
RPI S	Opponent	Score	RPI S	Opponent	Score	RPI S	Opponent	Score	RPI S	Opponent	Score	
						53 A	San Jose St.	0 6	109 N	Ball St.	6 8	
						56 A	Fresno St.	3 5	113 H	CSUN	3 11	
									127 N	Utah St.	0 14	
									163 A	Sacramento St.	10 2	
									163 A	Sacramento St.	0 8	
									178 N	Pacific	6 5	
									196 N	Montana	3 7	
									196 N	Montana	3 2	
									205 A	San Diego	2 3	
									205 A	San Diego	2 3	
									205 A	San Diego	4 3	
									205 N	San Diego	12 4	
									205 N	San Diego	2 4	
									206 N	Binghamton	8 4	
									206 N	Binghamton	3 9	
									209 H	California Baptist	4 6	
									209 H	California Baptist	1 0	
									209 H	California Baptist	3 1	
									221 H	North Dakota	2 8	
									221 H	North Dakota	4 7	
									224 N	UC Santa Barbara	4 3	
									233 N	Saint Mary's (CA)	7 4	
									251 N	Army West Point	3 4	
									257 A	Santa Clara	6 5	
									257 N	Santa Clara	5 2	
									257 N	Santa Clara	8 10	
									257 N	Santa Clara	8 10	
									281 N	Southern Utah	11 5	
			LAST 10 GAMES			113 H	CSUN	3 11	257 N	Santa Clara	5 2	
						221 H	North Dakota	4 7	178 N	Pacific	6 5	
						209 H	California Baptist	3 1	257 N	Santa Clara	8 10	
						205 A	San Diego	2 3	205 N	San Diego	2 4	
						56 A	Fresno St.	3 5	205 N	San Diego	12 4	

Non-Div. I Games:

CSU Bakersfield

D
a
r
t
m
o
u
t
h

Dartmouth

Average RPI Win:	183	WON-LOST	WINNING	LAST 10	STRENGTH OF	OPP. STRENGTH	TEAM	ADJ	CONF.	ADJ CONF.		
Average RPI Loss:	130	RECORD	PCT. RANK	GAMES	SCHEDULE	OF SCHEDULE	RPI	RPI	RPI	RPI		
DIV. I ONLY	5-24-0	.17241	277	0-10-0	89	220	242	.42662	245	22	21	
DIV. I NON-CONF.	5-18-0	.21739	256	0-4-0	104	228	235	.43093	235	20	20	
<hr/>												
TOTALS	RPI 1-25	RPI 26-50		W-L RECORDS		RPI 51-100		RPI 101-150		RPI 150+		
5-24-0	0-0-0	0-2-0		OVERALL		1-6-0		1-8-0		3-8-0		
0-5-0	0-0-0	0-0-0		HOME		0-3-0		0-0-0		0-2-0		
1-7-0	0-0-0	0-0-0		AWAY		0-0-0		0-4-0		1-3-0		
4-12-0	0-0-0	0-2-0		NEUTRAL		1-3-0		1-4-0		2-3-0		
<hr/>												
5-18-0	0-0-0	0-2-0		NON-CONFERENCE		1-3-0		1-8-0		3-5-0		
0-2-0	0-0-0	0-0-0		HOME		0-0-0		0-0-0		0-2-0		
1-4-0	0-0-0	0-0-		AWAY		0-0-0		0-4-0		1-0-0		
4-12-0	0-0-0	0-2-0		NEUTRAL		1-3-0		1-4-0		2-3-0		
<hr/>												
0-6-0	0-0-0	0-0-0		CONFERENCE		0-3-0		0-0-0		0-3-0		
0-3-0	0-0-0	0-0-0		HOME		0-3-0		0-0-0		0-0-0		
0-3-0	0-0-0	0-0-0		AWAY		0-0-0		0-0-0		0-3-0		
0-0-0	0-0-0	0-0-0		NEUTRAL		0-0-0		0-0-0		0-0-0		
<hr/>												
RPI	S	Opponent	Score	RPI	S	Opponent	Score	RPI	S	Opponent	Score	
				50	N	Lipscomb	2 10	54	H	North Dakota St.	1 11	
				50	N	Lipscomb	0 6	54	H	North Dakota St.	0 5	
								54	H	North Dakota St.	0 7	
								71	N	Eastern Ky.	1 11	
								97	N	UNI	8 2	
								97	N	UNI	1 6	
								98	N	DePaul	0 1	
										101	N Jacksonville St.	2 7
										104	N North Ala.	8 6
										106	N UIC	3 10
										130	N Samford	2 5
										133	A Belmont	0 8
										133	A Belmont	1 8
										140	A Murray St.	0 2
										142	N Southeastern La.	1 3
										149	A Loyola Chicago	0 2
										159	A South Dakota	0 10
										159	A South Dakota	0 6
										159	A South Dakota	0 7
										168	N UT Martin	1 9
										212	H Bowling Green	1 5
										212	H Bowling Green	3 6
										230	N Western Caro.	8 7
										234	N Evansville	3 1
										239	N Detroit Mercy	3 5
										250	A Alabama St.	9 6
										255	N Green Bay	1 3
<hr/>												
LAST 10 GAMES												
				130	N	Samford	2 5	212	H	Bowling Green	3 6	
						71	N Eastern Ky.	1 11	159	A	South Dakota	0 6
						142	N Southeastern La.	1 3	159	A	South Dakota	0 7
						159	A South Dakota	0 10	212	H	Bowling Green	1 5
						54	H North Dakota St.	0 5	54	H	North Dakota St.	0 7

Non-Div. I Games:

Purdue Fort Wayne

Average RPI Win: 229		WON-LOST	WINNING	LAST 10	STRENGTH OF		OPP. STRENGTH	TEAM	ADJ	CONF.	ADJ CONF.
Average RPI Loss: 150		RECORD	PCT. RANK	GAMES	SCHEDULE		OF SCHEDULE	RPI	RPI	RPI	RPI
DIV. I ONLY		14-18-0	.4375	178	4-6-0		273	224	247	.42579	246
DIV. I NON-CONF.		12-14-0	.46154	157	2-2-0		273	207	225	.44309	221
TOTALS		RPI 1-25	RPI 26-50		W-L RECORDS		RPI 51-100		RPI 101-150		RPI 150+
14-18-0	0-0-0	0-0-0		OVERALL		1-4-0		0-8-0		13-6-0	
2-5-0	0-0-0	0-0-0		HOME		0-2-0		0-0-0		2-3-0	
4-9-0	0-0-0	0-0-0		AWAY		0-1-0		0-7-0		4-1-0	
8-4-0	0-0-0	0-0-0		NEUTRAL		1-1-0		0-1-0		7-2-0	
12-14-0	0-0-0	0-0-0		NON-CONFERENCE		1-4-0		0-8-0		11-2-0	
2-2-0	0-0-0	0-0-0		HOME		0-2-0		0-0-0		2-0-0	
2-8-0	0-0-0	0-0-0		AWAY		0-1-0		0-7-0		2-0-0	
8-4-0	0-0-0	0-0-0		NEUTRAL		1-1-0		0-1-0		7-2-0	
2-4-0	0-0-0	0-0-0		CONFERENCE		0-0-0		0-0-0		2-4-0	
0-3-0	0-0-0	0-0-0		HOME		0-0-0		0-0-0		0-3-0	
2-1-0	0-0-0	0-0-0		AWAY		0-0-0		0-0-0		2-1-0	
0-0-0	0-0-0	0-0-0		NEUTRAL		0-0-0		0-0-0		0-0-0	
RPI S	Opponent	Score	RPI S	Opponent	Score	RPI S	Opponent	Score	RPI S	Opponent	Score
						52 N	Western Ky.	2 1	115 N	Austin Peay	3 8
						52 N	Western Ky.	3 6	118 A	Middle Tenn.	0 8
						62 A	Liberty	2 10	118 A	Middle Tenn.	0 3
						87 H	Miami (OH)	2 4	126 A	UAB	2 10
						87 H	Miami (OH)	0 6	126 A	UAB	4 12
									143 A	Kennesaw St.	0 4
									143 A	Kennesaw St.	1 7
									147 A	Gardner-Webb	0 7
									174 N	Valparaiso	11 5
									181 H	Dayton	7 5
									199 N	Mercer	6 13
									202 N	Princeton	0 8
									210 N	La.-Monroe	10 7
									210 N	La.-Monroe	8 7
									212 H	Bowling Green	5 4
									229 N	Saint Louis	10 9
									239 H	Detroit Mercy	3 4
									239 H	Detroit Mercy	2 10
									239 H	Detroit Mercy	2 8
									255 A	Green Bay	7 2
									255 A	Green Bay	1 5
									255 A	Green Bay	11 8
						181 H	Dayton	7 5	278 A	Morehead St.	8 5
						212 H	Bowling Green	5 4	278 A	Morehead St.	7 2
						52 N	Western Ky.	2 1	287 N	Delaware St.	4 2
						143 A	Kennesaw St.	0 4	294 N	UMES	8 5
						294 N	UMES	8 5	297 N	South Carolina St.	9 0
LAST 10 GAMES						287 N	Delaware St.	4 2			
						174 N	Valparaiso	11 5			
						278 A	Morehead St.	8 5			
						239 H	Detroit Mercy	2 10			
						255 A	Green Bay	11 8			

Non-Div. I Games:

Wright St.

Average RPI Win: 228		WON-LOST RECORD	WINNING PCT. RANK		LAST 10 GAMES	STRENGTH OF SCHEDULE	OPP. STRENGTH OF SCHEDULE	TEAM RPI	ADJ RPI		CONF. RPI	ADJ CONF. RPI			
Average RPI Loss: 136															
DIV. I ONLY		7-24-0	.22581	269	6-4-0	152	208	248	.42012	247	27	27			
DIV. I NON-CONF.		4-23-0	.14815	270	3-3-0	107	218	256	.41274	257	27	28			
<hr/>															
TOTALS		RPI 1-25		RPI 26-50		W-L RECORDS		RPI 51-100		RPI 101-150		RPI 150+			
7-24-0		0-0-0		0-3-0		OVERALL		0-3-0		0-9-0		7-9-0			
3-1-0		0-0-0		0-0-0		HOME		0-0-0		0-0-0		3-1-0			
1-10-0		0-0-0		0-3-0		AWAY		0-1-0		0-6-0		1-0-0			
3-13-0		0-0-0		0-0-0		NEUTRAL		0-2-0		0-3-0		3-8-0			
4-23-0		0-0-0		0-3-0		NON-CONFERENCE		0-3-0		0-9-0		4-8-0			
0-0-0		0-0-0		0-0-0		HOME		0-0-0		0-0-0		0-0-0			
1-10-0		0-0-0		0-0-		AWAY		0-1-0		0-6-0		1-0-0			
3-13-0		0-0-0		0-0-0		NEUTRAL		0-2-0		0-3-0		3-8-0			
3-1-0		0-0-0		0-0-0		CONFERENCE		0-0-0		0-0-0		3-1-0			
3-1-0		0-0-0		0-0-0		HOME		0-0-0		0-0-0		3-1-0			
0-0-0		0-0-0		0-0-0		AWAY		0-0-0		0-0-0		0-0-0			
0-0-0		0-0-0		0-0-0		NEUTRAL		0-0-0		0-0-0		0-0-0			
RPI	S	Opponent	Score	RPI	S	Opponent	Score	RPI	S	Opponent	Score				
				26	A	South Carolina	0 7	61	N	NC State	0 4	107	A	Coastal Caro.	1 5
				26	A	South Carolina	2 10	73	A	Maryland	2 9	107	A	Coastal Caro.	0 7
				37	A	Georgia	0 8	93	N	Memphis	2 10	117	A	FIU	2 5
												125	A	Providence	1 3
												129	A	Stony Brook	2 8
												129	A	Stony Brook	0 6
												133	N	Belmont	1 5
												133	N	Belmont	2 3
												148	N	Massachusetts	1 2
												166	N	Michigan St.	0 3
												169	N	UConn	0 11
												169	N	UConn	0 3
												170	A	Col. of Charleston	7 3
												191	N	Marist	1 3
												203	H	Saint Francis (PA)	4 5
												203	H	Saint Francis (PA)	7 3
												211	N	Fairfield	7 2
												211	N	Fairfield	6 1
												216	N	Rhode Island	0 3
												237	N	Drexel	2 3
												237	N	Drexel	3 16
												240	N	Youngstown St.	0 2
												253	H	Robert Morris	6 1
												253	H	Robert Morris	7 4
												293	N	Saint Peter's	8 1
LAST 10 GAMES															
				203	H	Saint Francis (PA)	4 5	125	A	Providence	1 3	253	H	Robert Morris	6 1
				203	H	Saint Francis (PA)	7 3	129	A	Stony Brook	0 6	253	H	Robert Morris	7 4
				253	H	Robert Morris	6 1	211	N	Fairfield	6 1	293	N	Saint Peter's	8 1
				26	A	South Carolina	2 10	129	A	Stony Brook	2 8				
				253	H	Robert Morris	7 4	211	N	Fairfield	7 2				

Non-Div. I Games:

Bryant

Average RPI Win:		196	WON-LOST RECORD		WINNING PCT. RANK		LAST 10 GAMES		STRENGTH OF SCHEDULE		OPP. STRENGTH OF SCHEDULE		TEAM RPI		ADJ RPI		CONF. RPI		ADJ CONF. RPI	
DIV. I ONLY			7-18-0		.28 251		4-6-0		199		192		249		.41866 248		23		23	
DIV. I NON-CONF.			7-15-0		.31818 231		4-3-0		211		200		241		.42698 239		24		24	
TOTALS		RPI 1-25		RPI 26-50		W-L RECORDS		RPI 51-100		RPI 101-150		RPI 150+								
7-18-0		0-1-0		0-0-0		OVERALL		0-2-0		2-7-0		5-8-0								
0-0-0		0-0-0		0-0-0		HOME		0-0-0		0-0-0		0-0-0								
3-11-0		0-0-0		0-0-0		AWAY		0-1-0		1-5-0		2-5-0								
4-7-0		0-1-0		0-0-0		NEUTRAL		0-1-0		1-2-0		3-3-0								
7-15-0		0-1-0		0-0-0		NON-CONFERENCE		0-2-0		2-4-0		5-8-0								
0-0-0		0-0-0		0-0-0		HOME		0-0-0		0-0-0		0-0-0								
3-8-0		0-0-0		0-0-		AWAY		0-1-0		1-2-0		2-5-0								
4-7-0		0-1-0		0-0-0		NEUTRAL		0-1-0		1-2-0		3-3-0								
0-3-0		0-0-0		0-0-0		CONFERENCE		0-0-0		0-3-0		0-0-0								
0-0-0		0-0-0		0-0-0		HOME		0-0-0		0-0-0		0-0-0								
0-3-0		0-0-0		0-0-0		AWAY		0-0-0		0-3-0		0-0-0								
0-0-0		0-0-0		0-0-0		NEUTRAL		0-0-0		0-0-0		0-0-0								
RPI	S	Opponent		Score		RPI	S	Opponent		Score		RPI	S	Opponent		Score				
16	N	Texas Tech		0 10								111	N	UTSA		5 6				
												93	A	Memphis		2 8				
												111	N	UTSA		0 3				
												118	A	Middle Tenn.		2 1				
												133	A	Belmont		1 4				
												133	A	Belmont		5 13				
												134	A	UMass Lowell		2 5				
												134	A	UMass Lowell		0 8				
												134	A	UMass Lowell		5 7				
												140	N	Murray St.		6 5				
												161	A	Kansas		4 6				
												165	A	Lamar University		2 7				
												165	A	Lamar University		2 4				
												197	N	UMKC		0 7				
												197	N	UMKC		5 4				
												197	N	UMKC		2 8				
												216	N	Rhode Island		11 2				
												223	A	Tennessee St.		9 3				
												223	A	Tennessee St.		6 1				
												226	A	Abilene Christian		2 9				
												226	A	Abilene Christian		2 9				
												256	N	Iona		3 1				
												262	N	Manhattan		1 5				
LAST 10 GAMES																				
226	A	Abilene Christian		2 9		134	A	UMass Lowell		5 7										
197	N	UMKC		5 4		223	A	Tennessee St.		9 3										
226	A	Abilene Christian		2 9		134	A	UMass Lowell		0 8										
197	N	UMKC		0 7		134	A	UMass Lowell		2 5										
133	A	Belmont		5 13		256	N	Iona		3 1										

Non-Div. I Games:

Maine

Average RPI Win: 257		WON-LOST	WINNING	LAST 10	STRENGTH OF		OPP. STRENGTH	TEAM	ADJ		CONF.	ADJ CONF.					
Average RPI Loss: 210		RECORD	PCT. RANK	GAMES	SCHEDULE		OF SCHEDULE	RPI	RPI		RPI	RPI					
DIV. I ONLY		17-12-0	.58621	93	8-2-0		291	282	246	.41801	249	32	32				
DIV. I NON-CONF.		8-9-0	.47059	155	1-1-0		278	245	233	.42908	238	32	32				
TOTALS		RPI 1-25	RPI 26-50		W-L RECORDS		RPI 51-100		RPI 101-150		RPI 150+						
17-12-0	0-0-0	0-1-0		OVERALL		0-0-0		0-1-0		17-10-0							
11-5-0	0-0-0	0-0-0		HOME		0-0-0		0-0-0		11-5-0							
4-5-0	0-0-0	0-1-0		AWAY		0-0-0		0-1-0		4-3-0							
2-2-0	0-0-0	0-0-0		NEUTRAL		0-0-0		0-0-0		2-2-0							
8-9-0	0-0-0	0-1-0		NON-CONFERENCE		0-0-0		0-1-0		8-7-0							
5-5-0	0-0-0	0-0-0		HOME		0-0-0		0-0-0		5-5-0							
1-3-0	0-0-0	0-0-		AWAY		0-0-0		0-1-0		1-1-0							
2-1-0	0-0-0	0-0-0		NEUTRAL		0-0-0		0-0-0		2-1-0							
9-3-0	0-0-0	0-0-0		CONFERENCE		0-0-0		0-0-0		9-3-0							
6-0-0	0-0-0	0-0-0		HOME		0-0-0		0-0-0		6-0-0							
3-2-0	0-0-0	0-0-0		AWAY		0-0-0		0-0-0		3-2-0							
0-1-0	0-0-0	0-0-0		NEUTRAL		0-0-0		0-0-0		0-1-0							
RPI	S	Opponent	Score		RPI	S	Opponent	Score		RPI	S	Opponent	Score				
			49	A	Longwood			4	6			123	A	Virginia	2	10	
												151	H	Hofstra	0	6	
												156	A	Radford	3	8	
												156	A	Radford	1	0	
												167	H	Albany (NY)	1	0	
												200	H	Delaware	1	3	
												200	H	Delaware	8	7	
												200	N	Delaware	7	6	
												237	H	Drexel	2	10	
												252	H	Mt. St. Mary's	2	6	
												253	N	Robert Morris	8	11	
												256	H	Iona	6	2	
												259	N	Buffalo	5	4	
												263	H	Central Conn. St.	3	7	
												273	A	N.C. Central	7	8	
												273	A	N.C. Central	10	3	
												275	H	N.C. A&T	1	0	
												275	H	N.C. A&T	15	4	
												278	H	Morehead St.	8	3	
												280	A	Morgan St.	5	6	
												280	A	Morgan St.	6	5	
												280	A	Morgan St.	7	0	
												287	N	Delaware St.	3	4	
												291	H	St. Bonaventure	5	1	
												294	H	UMES	8	1	
												294	H	UMES	10	0	
												294	H	UMES	7	3	
LAST 10 GAMES																	
			280	A	Morgan St.			7	0			200	H	Delaware		8	7
			200	N	Delaware			7	6			200	H	Delaware		1	3
			263	H	Central Conn. St.			3	7			156	A	Radford		3	8
			291	H	St. Bonaventure			5	1			275	H	N.C. A&T		1	0
			287	N	Delaware St.			3	4			294	H	UMES		10	0

Non-Div. I Games:

Norfolk St.

RPI	S	Opponent	Score	
297	H	South Carolina St.	3	0

Norfolk St.

N
o
r
f
o
l
k
S
t
.

N
o
r
f
o
l
k
S
t
.

[illegible]

Non-Div. I Games:

Alabama St.

Average RPI Win: 219		WON-LOST	WINNING	LAST 10	STRENGTH OF		OPP. STRENGTH	TEAM	ADJ		CONF.	ADJ CONF.		
Average RPI Loss: 162		RECORD	PCT. RANK	GAMES	SCHEDULE		OF SCHEDULE	RPI	RPI		RPI	RPI		
DIV. I ONLY		15-19-0	.44118	173	6-4-0		275	210	250		.41512	251		
DIV. I NON-CONF.		11-17-0	.39286	194	2-2-0		236	203	222		.43449	229		
TOTALS		RPI 1-25	RPI 26-50		W-L RECORDS		RPI 51-100		RPI 101-150		RPI 150+			
15-19-0		0-0-0	0-2-0		OVERALL		0-3-0		2-5-0		13-9-0			
2-1-0		0-0-0	0-0-0		HOME		0-0-0		0-0-0		2-1-0			
4-6-0		0-0-0	0-0-0		AWAY		0-1-0		0-2-0		4-3-0			
9-12-0		0-0-0	0-2-0		NEUTRAL		0-2-0		2-3-0		7-5-0			
11-17-0		0-0-0	0-2-0		NON-CONFERENCE		0-3-0		2-5-0		9-7-0			
0-0-0		0-0-0	0-0-0		HOME		0-0-0		0-0-0		0-0-0			
2-5-0		0-0-0	0-0-		AWAY		0-1-0		0-2-0		2-2-0			
9-12-0		0-0-0	0-2-0		NEUTRAL		0-2-0		2-3-0		7-5-0			
4-2-0		0-0-0	0-0-0		CONFERENCE		0-0-0		0-0-0		4-2-0			
2-1-0		0-0-0	0-0-0		HOME		0-0-0		0-0-0		2-1-0			
2-1-0		0-0-0	0-0-0		AWAY		0-0-0		0-0-0		2-1-0			
0-0-0		0-0-0	0-0-0		NEUTRAL		0-0-0		0-0-0		0-0-0			
RPI	S	Opponent	Score		RPI	S	Opponent	Score		RPI	S	Opponent	Score	
33	N	Ohio St.	0	4	77	A	Long Beach St.	2	4	101	N	Jacksonville St.	0	6
39	N	Oregon	0	11	80	N	North Florida	0	3	101	N	Jacksonville St.	11	6
					84	N	South Dakota St.	1	5	102	N	Duke	10	0
										112	N	Rutgers	4	12
										113	A	CSUN	3	4
										113	A	CSUN	4	9
										125	N	Providence	3	4
										172	N	Monmouth	3	1
										180	N	Central Mich.	1	2
										187	N	Toledo	5	2
										199	A	Mercer	8	6
										199	A	Mercer	5	7
										203	N	Saint Francis (PA)	9	1
										217	N	Butler	8	3
										217	N	Butler	3	6
										218	N	Columbia	9	7
										224	N	UC Santa Barbara	1	3
										243	N	CSU Bakersfield	4	3
										257	N	Santa Clara	8	0
										257	N	Santa Clara	4	6
										271	A	Siena	3	1
										271	A	Siena	0	1
										277	A	Lafayette	8	0
										277	A	Lafayette	3	4
										277	A	Lafayette	3	1
										279	H	Holy Cross	0	2
										279	H	Holy Cross	2	1
LAST 10 GAMES					271	A	Siena	0	1	277	A	Lafayette	8	0
					257	N	Santa Clara	8	0	113	A	CSUN	3	4
					217	N	Butler	3	6	277	A	Lafayette	8	0
					277	A	Lafayette	3	4	277	A	Lafayette	3	1
					279	H	Holy Cross	2	1	271	A	Siena	3	1

Non-Div. I Games:

Army West Point

RPI	S	Opponent	Score	
279	H	Holy Cross	1	0
290	N	La Salle	1	3

Army West Point

A
r
m
y
W
e
s
t
P
o
i
n
t

A
r
m
y
W
e
s
t
P
o
i
n
t

Average RPI Win:	253	WON-LOST RECORD	WINNING PCT. RANK	LAST 10 GAMES	STRENGTH OF SCHEDULE	OPP. STRENGTH OF SCHEDULE	TEAM RPI	ADJ RPI	CONF. RPI	ADJ CONF. RPI			
DIV. I ONLY		13-16-0	.44828	170	6-4-0	270	274	253	.41454	252	27	27	
DIV. I NON-CONF.		12-15-0	.44444	172	5-3-0	280	280	254	.41608	253	27	28	
<hr/>													
TOTALS	RPI 1-25	RPI 26-50		W-L RECORDS		RPI 51-100		RPI 101-150		RPI 150+			
13-16-0	0-0-0	0-0-0		OVERALL		0-0-0		0-2-0		13-14-0			
4-2-0	0-0-0	0-0-0		HOME		0-0-0		0-0-0		4-2-0			
5-10-0	0-0-0	0-0-0		AWAY		0-0-0		0-2-0		5-8-0			
4-4-0	0-0-0	0-0-0		NEUTRAL		0-0-0		0-0-0		4-4-0			
12-15-0	0-0-0	0-0-0		NON-CONFERENCE		0-0-0		0-2-0		12-13-0			
4-2-0	0-0-0	0-0-0		HOME		0-0-0		0-0-0		4-2-0			
4-9-0	0-0-0	0-0-		AWAY		0-0-0		0-2-0		4-7-0			
4-4-0	0-0-0	0-0-0		NEUTRAL		0-0-0		0-0-0		4-4-0			
1-1-0	0-0-0	0-0-0		CONFERENCE		0-0-0		0-0-0		1-1-0			
0-0-0	0-0-0	0-0-0		HOME		0-0-0		0-0-0		0-0-0			
1-1-0	0-0-0	0-0-0		AWAY		0-0-0		0-0-0		1-1-0			
0-0-0	0-0-0	0-0-0		NEUTRAL		0-0-0		0-0-0		0-0-0			
RPI	S	Opponent	Score	RPI	S	Opponent	Score	RPI	S	Opponent	Score		
								146	A	Ga. Southern	1	6	
								146	A	Ga. Southern	2	3	
								157	A	George Washington	1	5	
								157	A	George Washington	6	7	
								167	H	Albany (NY)	2	4	
								167	H	Albany (NY)	2	5	
								167	N	Albany (NY)	9	4	
								185	A	Stetson	9	8	
								185	A	Stetson	0	5	
								197	N	UMKC	1	7	
								198	A	Bethune-Cookman	4	8	
								198	A	Bethune-Cookman	2	5	
								200	A	Delaware	7	3	
								200	A	Delaware	1	6	
								221	N	North Dakota	2	11	
								221	N	North Dakota	5	6	
								228	A	Hampton	7	3	
								228	A	Hampton	4	5	
								241	N	IUPUI	0	3	
								242	A	Wagner	10	2	
								242	A	Wagner	0	4	
				LAST 10 GAMES				249	A	Norfolk St.	6	2	
				157	A	George Washington	6	7	294	H	UMES	5	0
				157	A	George Washington	1	5	228	A	Hampton	4	5
				198	A	Bethune-Cookman	2	5	200	A	Delaware	7	3
				167	H	Albany (NY)	2	5	288	H	Coppin St.	8	0
				242	A	Wagner	0	4	242	A	Wagner	10	2
								288	H	Coppin St.	22	4	
								288	H	Coppin St.	8	0	
								291	N	St. Bonaventure	6	4	

Non-Div. I Games:

Mt. St. Mary's

RPI	S	Opponent	Score	
294	H	UMES	5	0
294	H	UMES	11	0

Mt. St. Mary's

M
t
.
S
t
.
M
a
r
y
'
s

M
t
.
S
t
.
M
a
r
y
'
s

Average RPI Win:		239	WON-LOST RECORD		WINNING PCT. RANK		LAST 10 GAMES		STRENGTH OF SCHEDULE		OPP. STRENGTH OF SCHEDULE		TEAM RPI		ADJ RPI		CONF. RPI		ADJ CONF. RPI				
DIV. I ONLY			8-23-0		.25806 261		4-6-0		173		239		251		.41381 253		27		27				
DIV. I NON-CONF.			6-21-0		.22222 254		2-4-0		145		236		248		.41696 252		27		28				
TOTALS		RPI 1-25		RPI 26-50		W-L RECORDS		RPI 51-100		RPI 101-150		RPI 150+											
8-23-0		0-1-0		0-2-0		OVERALL		0-6-0		0-3-0		8-11-0											
1-2-0		0-0-0		0-0-0		HOME		0-0-0		0-0-0		1-2-0											
3-11-0		0-1-0		0-1-0		AWAY		0-4-0		0-0-0		3-5-0											
4-10-0		0-0-0		0-1-0		NEUTRAL		0-2-0		0-3-0		4-4-0											
6-21-0		0-1-0		0-2-0		NON-CONFERENCE		0-6-0		0-3-0		6-9-0											
1-2-0		0-0-0		0-0-0		HOME		0-0-0		0-0-0		1-2-0											
1-9-0		0-1-0		0-0-		AWAY		0-4-0		0-0-0		1-3-0											
4-10-0		0-0-0		0-1-0		NEUTRAL		0-2-0		0-3-0		4-4-0											
2-2-0		0-0-0		0-0-0		CONFERENCE		0-0-0		0-0-0		2-2-0											
0-0-0		0-0-0		0-0-0		HOME		0-0-0		0-0-0		0-0-0											
2-2-0		0-0-0		0-0-0		AWAY		0-0-0		0-0-0		2-2-0											
0-0-0		0-0-0		0-0-0		NEUTRAL		0-0-0		0-0-0		0-0-0											
RPI	S	Opponent		Score		RPI	S	Opponent		Score		RPI	S	Opponent		Score							
3	A	UCLA		0 11		49	A	Longwood		1 4		62	A	Liberty		0 4							
						49	N	Longwood		0 2		76	A	USC Upstate		1 5							
												76	A	USC Upstate		0 8							
												76	A	USC Upstate		0 8							
												79	N	Ohio		1 8							
												89	N	BYU		0 1							
												112	N	Rutgers		2 11							
												112	N	Rutgers		0 8							
												114	N	San Diego St.		1 6							
												154	A	Penn St.		4 1							
												154	A	Penn St.		0 11							
												162	N	Boston U.		0 4							
												167	H	Albany (NY)		4 5							
												167	N	Albany (NY)		5 1							
												167	N	Albany (NY)		3 8							
												232	A	UMBC		0 1							
												232	A	UMBC		0 5							
												247	A	Bryant		4 7							
												247	A	Bryant		1 6							
												249	N	Norfolk St.		11 8							
												263	A	Central Conn. St.		5 2							
												263	A	Central Conn. St.		2 0							
												264	H	Cleveland St.		6 5							
												264	H	Cleveland St.		5 8							
												264	N	Cleveland St.		6 4							
												264	N	Cleveland St.		8 11							
												273	N	N.C. Central		5 6							
												287	N	Delaware St.		7 1							
LAST 10 GAMES																							
264 N Cleveland St.						8 11						247 A Bryant						1 6					
62 A Liberty						0 4						154 A Penn St.						0 11					
76 A USC Upstate						0 8						263 A Central Conn. St.						5 2					
49 A Longwood						1 4						264 H Cleveland St.						5 8					
49 N Longwood						0 2						247 A Bryant						4 7					

Non-Div. I Games:

Robert Morris

Average RPI Win:		207	WON-LOST RECORD		WINNING PCT. RANK		LAST 10 GAMES		STRENGTH OF SCHEDULE		OPP. STRENGTH OF SCHEDULE		TEAM RPI		ADJ RPI		CONF. RPI		ADJ CONF. RPI				
DIV. I ONLY			3-29-0		.09375 293		1-9-0		71		202		255		.41118 254		22		21				
DIV. I NON-CONF.			2-24-0		.07692 288		0-4-0		81		169		261		.40621 261		20		20				
TOTALS		RPI 1-25		RPI 26-50		W-L RECORDS		RPI 51-100		RPI 101-150		RPI 150+											
3-29-0		0-3-0		0-5-0		OVERALL		0-5-0		1-5-0		2-11-0											
1-5-0		0-0-0		0-0-0		HOME		0-3-0		0-0-0		1-2-0											
0-8-0		0-2-0		0-2-0		AWAY		0-0-0		0-2-0		0-2-0											
2-16-0		0-1-0		0-3-0		NEUTRAL		0-2-0		1-3-0		1-7-0											
2-24-0		0-3-0		0-5-0		NON-CONFERENCE		0-2-0		1-5-0		1-9-0											
0-0-0		0-0-0		0-0-0		HOME		0-0-0		0-0-0		0-0-0											
0-8-0		0-2-0		0-0-		AWAY		0-0-0		0-2-0		0-2-0											
2-16-0		0-1-0		0-3-0		NEUTRAL		0-2-0		1-3-0		1-7-0											
1-5-0		0-0-0		0-0-0		CONFERENCE		0-3-0		0-0-0		1-2-0											
1-5-0		0-0-0		0-0-0		HOME		0-3-0		0-0-0		1-2-0											
0-0-0		0-0-0		0-0-0		AWAY		0-0-0		0-0-0		0-0-0											
0-0-0		0-0-0		0-0-0		NEUTRAL		0-0-0		0-0-0		0-0-0											
RPI	S	Opponent		Score		RPI	S	Opponent		Score		RPI	S	Opponent		Score							
16	N	Texas Tech		2	13	37	A	Georgia		3	8	70	N	Southeast Mo. St.		1	3	108	N	Nebraska		3	4
23	A	Arkansas		0	9	37	A	Georgia		0	16	70	N	Southeast Mo. St.		4	9	131	A	UC Riverside		0	8
23	A	Arkansas		0	2	41	N	Wisconsin		0	15	84	H	South Dakota St.		1	8	131	A	UC Riverside		6	9
						41	N	Wisconsin		1	9	84	H	South Dakota St.		3	13	136	N	Nevada		0	8
						45	N	Houston		0	6	84	H	South Dakota St.		1	4	141	N	Northwestern St.		4	1
																		150	N	Northern Ill.		1	2
																		152	N	Winthrop		2	9
																		161	A	Kansas		0	8
																		162	N	Boston U.		1	6
																		165	N	Lamar University		5	7
																		205	N	San Diego		0	10
																		205	N	San Diego		1	2
																		221	H	North Dakota		12	18
																		221	H	North Dakota		1	3
																		221	H	North Dakota		10	8
																		227	N	Northern Colo.		3	6
																		229	A	Saint Louis		2	7
																		259	N	Buffalo		5	2
																		259	N	Buffalo		1	4
						LAST 10 GAMES																	
						161	A	Kansas		0	8	84	H	South Dakota St.		3	13						
								84 H South Dakota St.		1	8	84	H	South Dakota St.		1	4						
								221 H North Dakota		10	8	70	N	Southeast Mo. St.		1	3						
								221 H North Dakota		12	18	70	N	Southeast Mo. St.		4	9						
								221 H North Dakota		1	3	227	N	Northern Colo.		3	6						

Non-Div. I Games:

Omaha

Average RPI Win:	218	WON-LOST RECORD	WINNING PCT. RANK	LAST 10 GAMES	STRENGTH OF SCHEDULE	OPP. STRENGTH OF SCHEDULE	TEAM RPI	ADJ RPI	CONF. RPI	ADJ CONF. RPI		
DIV. I ONLY		6-14-0	.3	244	3-7-0	241	236	259	.40859	255	28	28
DIV. I NON-CONF.		5-12-0	.29412	240	2-5-0	243	208	259	.41231	258	28	27
<hr/>												
TOTALS	RPI 1-25	RPI 26-50		W-L RECORDS		RPI 51-100		RPI 101-150		RPI 150+		
6-14-0	0-0-0	0-0-0		OVERALL		1-4-0		0-0-0		5-10-0		
1-2-0	0-0-0	0-0-0		HOME		0-0-0		0-0-0		1-2-0		
0-6-0	0-0-0	0-0-0		AWAY		0-0-0		0-0-0		0-6-0		
5-6-0	0-0-0	0-0-0		NEUTRAL		1-4-0		0-0-0		4-2-0		
5-12-0	0-0-0	0-0-0		NON-CONFERENCE		1-4-0		0-0-0		4-8-0		
0-0-0	0-0-0	0-0-0		HOME		0-0-0		0-0-0		0-0-0		
0-6-0	0-0-0	0-0-		AWAY		0-0-0		0-0-0		0-6-0		
5-6-0	0-0-0	0-0-0		NEUTRAL		1-4-0		0-0-0		4-2-0		
1-2-0	0-0-0	0-0-0		CONFERENCE		0-0-0		0-0-0		1-2-0		
1-2-0	0-0-0	0-0-0		HOME		0-0-0		0-0-0		1-2-0		
0-0-0	0-0-0	0-0-0		AWAY		0-0-0		0-0-0		0-0-0		
0-0-0	0-0-0	0-0-0		NEUTRAL		0-0-0		0-0-0		0-0-0		
RPI	S	Opponent	Score	RPI	S	Opponent	Score	RPI	S	Opponent	Score	
						87 N Miami (OH)	1 6	161 A Kansas		4 5		
						92 N Iowa	6 4	161 A Kansas		4 5		
						92 N Iowa	0 12	161 A Kansas		0 9		
						98 N DePaul	4 5	168 A UT Martin		3 5		
						98 N DePaul	1 10	168 A UT Martin		3 5		
								168 A UT Martin		4 5		
								183 N Western Ill.		4 3		
								217 N Butler		0 11		
								234 N Evansville		4 5		
								245 N Purdue Fort Wayne		3 1		
								246 H Wright St.		2 7		
								246 H Wright St.		5 1		
								246 H Wright St.		8 11		
								270 N Akron		8 2		
								270 N Akron		7 5		
<hr/>												
LAST 10 GAMES												
		270 N Akron	7 5			246 H Wright St.	8 11					
		161 A Kansas	4 5			246 H Wright St.	2 7					
		161 A Kansas	4 5			246 H Wright St.	5 1					
		161 A Kansas	0 9			270 N Akron	8 2					
		168 A UT Martin	4 5			168 A UT Martin	3 5					

Non-Div. I Games:

Green Bay

Average RPI Win:	201	WON-LOST	WINNING	LAST 10	STRENGTH OF	OPP. STRENGTH	TEAM	ADJ	CONF.	ADJ CONF.					
Average RPI Loss:	169	RECORD	PCT. RANK	GAMES	SCHEDULE	OF SCHEDULE	RPI	RPI	RPI	RPI					
DIV. I ONLY		5-15-0	.25	262	5-5-0	171	254	254	.40747	256	30	30			
DIV. I NON-CONF.		4-14-0	.22222	254	4-4-0	132	255	247	.41468	255	30	30			
<hr/>															
TOTALS	RPI 1-25	RPI 26-50		W-L RECORDS		RPI 51-100		RPI 101-150		RPI 150+					
5-15-0	0-0-0	0-1-0		OVERALL		0-4-0		1-1-0		4-9-0					
2-0-0	0-0-0	0-0-0		HOME		0-0-0		0-0-0		2-0-0					
1-8-0	0-0-0	0-0-0		AWAY		0-4-0		0-0-0		1-4-0					
2-7-0	0-0-0	0-1-0		NEUTRAL		0-0-0		1-1-0		1-5-0					
<hr/>															
4-14-0	0-0-0	0-1-0		NON-CONFERENCE		0-4-0		1-1-0		3-8-0					
2-0-0	0-0-0	0-0-0		HOME		0-0-0		0-0-0		2-0-0					
0-7-0	0-0-0	0-0-		AWAY		0-4-0		0-0-0		0-3-0					
2-7-0	0-0-0	0-1-0		NEUTRAL		0-0-0		1-1-0		1-5-0					
<hr/>															
1-1-0	0-0-0	0-0-0		CONFERENCE		0-0-0		0-0-0		1-1-0					
0-0-0	0-0-0	0-0-0		HOME		0-0-0		0-0-0		0-0-0					
1-1-0	0-0-0	0-0-0		AWAY		0-0-0		0-0-0		1-1-0					
0-0-0	0-0-0	0-0-0		NEUTRAL		0-0-0		0-0-0		0-0-0					
<hr/>															
RPI	S	Opponent	Score	RPI	S	Opponent	Score	RPI	S	Opponent	Score				
				49	N	Longwood	1 10	53	A	San Jose St.	2 4	134	N	UMass Lowell	7 1
								53	A	San Jose St.	1 2	134	N	UMass Lowell	4 12
								53	A	San Jose St.	1 8	151	N	Hofstra	1 13
								65	A	UNC Greensboro	2 3	162	N	Boston U.	1 0
												178	A	Pacific	0 1
												219	H	Sacred Heart	2 0
												219	H	Sacred Heart	7 0
												228	A	Hampton	3 7
												248	N	Maine	1 3
												249	A	Norfolk St.	2 6
												260	N	Northern Ky.	1 5
												260	N	Northern Ky.	2 3
												271	A	Siena	0 5
												271	A	Siena	6 2
												280	N	Morgan St.	1 2
<hr/>															
LAST 10 GAMES															
				260	N	Northern Ky.	2 3	248	N	Maine	1 3				
				271	A	Siena	0 5	162	N	Boston U.	1 0				
				219	H	Sacred Heart	7 0	178	A	Pacific	0 1				
				271	A	Siena	6 2	53	A	San Jose St.	1 2				
				219	H	Sacred Heart	2 0	134	N	UMass Lowell	7 1				

Non-Div. I Games:

Iona

Average RPI Win:	229	WON-LOST RECORD	WINNING PCT. RANK	LAST 10 GAMES	STRENGTH OF SCHEDULE	OPP. STRENGTH OF SCHEDULE	TEAM RPI	ADJ RPI	CONF. RPI	ADJ CONF. RPI	
Average RPI Loss:	148										
DIV. I ONLY	8-21-0	.27586	254	3-7-0	213	229	256	.40661	257	21	22
DIV. I NON-CONF.	8-21-0	.27586	246	3-7-0	232	238	260	.40661	259	22	22
<hr/>											
TOTALS	RPI 1-25	RPI 26-50		W-L RECORDS	RPI 51-100		RPI 101-150		RPI 150+		
8-21-0	0-0-0	0-0-0		OVERALL	0-5-0		1-7-0		7-9-0		
3-7-0	0-0-0	0-0-0		HOME	0-1-0		1-2-0		2-4-0		
1-8-0	0-0-0	0-0-0		AWAY	0-4-0		0-3-0		1-1-0		
4-6-0	0-0-0	0-0-0		NEUTRAL	0-0-0		0-2-0		4-4-0		
<hr/>											
8-21-0	0-0-0	0-0-0		NON-CONFERENCE	0-5-0		1-7-0		7-9-0		
3-7-0	0-0-0	0-0-0		HOME	0-1-0		1-2-0		2-4-0		
1-8-0	0-0-0	0-0-		AWAY	0-4-0		0-3-0		1-1-0		
4-6-0	0-0-0	0-0-0		NEUTRAL	0-0-0		0-2-0		4-4-0		
<hr/>											
0-0-0	0-0-0	0-0-0		CONFERENCE	0-0-0		0-0-0		0-0-0		
0-0-0	0-0-0	0-0-0		HOME	0-0-0		0-0-0		0-0-0		
0-0-0	0-0-0	0-0-0		AWAY	0-0-0		0-0-0		0-0-0		
0-0-0	0-0-0	0-0-0		NEUTRAL	0-0-0		0-0-0		0-0-0		
<hr/>											
RPI	S	Opponent	Score	RPI	S	Opponent	Score	RPI	S	Opponent	Score
				55 H Cal St. Fullerton 1 8				113 H CSUN 3 6			
				56 A Fresno St. 4 12				119 H Weber St. 4 1			
				56 A Fresno St. 0 6				127 H Utah St. 1 6			
				64 A UC Davis 2 10				131 A UC Riverside 2 4			
				64 A UC Davis 0 6				131 A UC Riverside 2 8			
								131 A UC Riverside 2 4			
								135 N Bucknell 4 8			
								136 N Nevada 4 6			
								163 A Sacramento St. 4 3			
								163 A Sacramento St. 6 14			
								191 H Marist 2 5			
								196 H Montana 1 5			
								196 N Montana 0 3			
								206 N Binghamton 3 8			
								227 H Northern Colo. 9 1			
								227 H Northern Colo. 0 2			
								243 H CSU Bakersfield 5 6			
								243 N CSU Bakersfield 10 8			
								243 N CSU Bakersfield 2 5			
								251 N Army West Point 0 8			
				251 N Army West Point 6 4							
				260 H Northern Ky. 1 0							
				284 N Rider 4 3							
				284 N Rider 12 3							
<hr/>											
				LAST 10 GAMES							
251 N Army West Point 0 8				243 N CSU Bakersfield 10 8				284 N Rider 4 3			
131 A UC Riverside 2 8				131 A UC Riverside 2 4				284 N Rider 12 3			
56 A Fresno St. 0 6				131 A UC Riverside 2 4							
243 N CSU Bakersfield 2 5				191 H Marist 2 5							
56 A Fresno St. 4 12				163 A Sacramento St. 4 3							

Non-Div. I Games:

Santa Clara

Average RPI Win: 289		WON-LOST RECORD	WINNING PCT. RANK	LAST 10 GAMES	STRENGTH OF SCHEDULE	OPP. STRENGTH OF SCHEDULE	TEAM RPI	ADJ RPI	CONF. RPI	ADJ CONF. RPI											
Average RPI Loss: 124																					
DIV. I ONLY		6-13-0	.31579	238	8-2-0	230	260	258	.40632	258	31	31									
DIV. I NON-CONF.		0-10-0	0	293	0-1-0	66	120	268	.39394	267	31	31									
<hr/>																					
TOTALS		RPI 1-25		RPI 26-50		W-L RECORDS		RPI 51-100		RPI 101-150		RPI 150+									
6-13-0		0-1-0		0-0-0		OVERALL		0-2-0		0-7-0		6-3-0									
3-7-0		0-0-0		0-0-0		HOME		0-1-0		0-3-0		3-3-0									
3-3-0		0-1-0		0-0-0		AWAY		0-0-0		0-2-0		3-0-0									
0-3-0		0-0-0		0-0-0		NEUTRAL		0-1-0		0-2-0		0-0-0									
0-10-0		0-1-0		0-0-0		NON-CONFERENCE		0-2-0		0-7-0		0-0-0									
0-4-0		0-0-0		0-0-0		HOME		0-1-0		0-3-0		0-0-0									
0-3-0		0-1-0		0-0-		AWAY		0-0-0		0-2-0		0-0-0									
0-3-0		0-0-0		0-0-0		NEUTRAL		0-1-0		0-2-0		0-0-0									
6-3-0		0-0-0		0-0-0		CONFERENCE		0-0-0		0-0-0		6-3-0									
3-3-0		0-0-0		0-0-0		HOME		0-0-0		0-0-0		3-3-0									
3-0-0		0-0-0		0-0-0		AWAY		0-0-0		0-0-0		3-0-0									
0-0-0		0-0-0		0-0-0		NEUTRAL		0-0-0		0-0-0		0-0-0									
RPI	S	Opponent		Score		RPI	S	Opponent		Score		RPI	S	Opponent		Score					
24	A	Mississippi St.		0 6								104	H	North Ala.		0 8					
												104	H	North Ala.		4 6					
												120	A	Southern Miss.		0 7					
												120	A	Southern Miss.		2 7					
												142	H	Southeastern La.		1 8					
												142	N	Southeastern La.		0 8					
												142	N	Southeastern La.		1 7					
												184	H	Prairie View		7 9					
												184	H	Prairie View		1 3					
												184	H	Prairie View		0 9					
												283	H	Mississippi Val.		7 6					
												283	H	Mississippi Val.		4 0					
												283	H	Mississippi Val.		4 3					
												295	A	Grambling		10 1					
												295	A	Grambling		12 9					
												295	A	Grambling		12 3					
LAST 10 GAMES																					
184 H Prairie View						1 3		283 H Mississippi Val.						4 3							
100 H Nicholls St.						0 7		295 A Grambling						12 3							
59 N Georgia Tech						4 8		184 H Prairie View						7 9							
142 N Southeastern La.						0 8		120 A Southern Miss.						2 7							
104 H North Ala.						4 6		283 H Mississippi Val.						4 0							
Non-Div. I Games:		Kentucky St.		15 1		Kentucky St.		3 0		Kentucky St.		2 5		Rust		17 0					
		Rust		17 1										Alcorn							

Average RPI Win: 185		WON-LOST RECORD		WINNING PCT. RANK		LAST 10 GAMES		STRENGTH OF SCHEDULE		OPP. STRENGTH OF SCHEDULE		TEAM RPI		ADJ RPI		CONF. RPI		ADJ CONF. RPI	
DIV. I ONLY		5-22-1		.19643 271		4-5-1		196		139		261		.40567 259		19		20	
DIV. I NON-CONF.		3-20-0		.13043 275		2-3-0		186		136		269		.39382 268		18		18	
TOTALS		RPI 1-25		RPI 26-50		W-L RECORDS		RPI 51-100		RPI 101-150		RPI 150+							
5-22-1		0-0-0		0-4-0		OVERALL		0-3-0		2-5-0		3-10-1							
2-2-1		0-0-0		0-0-0		HOME		0-0-0		1-1-0		1-1-1							
0-7-0		0-0-0		0-3-0		AWAY		0-1-0		0-3-0		0-0-0							
3-13-0		0-0-0		0-1-0		NEUTRAL		0-2-0		1-1-0		2-9-0							
3-20-0		0-0-0		0-4-0		NON-CONFERENCE		0-3-0		1-4-0		2-9-0							
0-0-0		0-0-0		0-0-0		HOME		0-0-0		0-0-0		0-0-0							
0-7-0		0-0-0		0-0-		AWAY		0-1-0		0-3-0		0-0-0							
3-13-0		0-0-0		0-1-0		NEUTRAL		0-2-0		1-1-0		2-9-0							
2-2-1		0-0-0		0-0-0		CONFERENCE		0-0-0		1-1-0		1-1-1							
2-2-1		0-0-0		0-0-0		HOME		0-0-0		1-1-0		1-1-1							
0-0-0		0-0-0		0-0-0		AWAY		0-0-0		0-0-0		0-0-0							
0-0-0		0-0-0		0-0-0		NEUTRAL		0-0-0		0-0-0		0-0-0							
RPI	S	Opponent		Score	RPI	S	Opponent		Score	RPI	S	Opponent		Score	RPI	S	Opponent		Score
					37	A	Georgia	1	14	55	A	Cal St. Fullerton	4	5	103	N	Chattanooga	6	11
					44	N	Louisville	0	10	69	N	Loyola Marymount	1	2	117	A	FIU	3	8
					50	A	Lipscomb	5	15	80	N	North Florida	1	7	123	A	Virginia	3	11
					50	A	Lipscomb	2	3						123	A	Virginia	4	11
															138	N	LIU Brooklyn	11	1
															150	H	Northern Ill.	8	4
															150	H	Northern Ill.	4	10
															152	N	Winthrop	2	3
															152	N	Winthrop	9	13
															174	N	Valparaiso	0	2
															176	N	Idaho St.	2	3
															178	N	Pacific	0	11
															180	H	Central Mich.	6	5
															180	H	Central Mich.	3	3
															180	H	Central Mich.	2	3
															200	N	Delaware	2	7
															201	N	Eastern Ill.	6	9
															202	N	Princeton	9	4
															249	N	Norfolk St.	4	5
															254	N	Omaha	2	5
															254	N	Omaha	4	1
LAST 10 GAMES																			
					50	A	Lipscomb	2	3	150	H	Northern Ill.	4	10					
					123	A	Virginia	4	11	180	H	Central Mich.	3	3					
					123	A	Virginia	3	11	180	H	Central Mich.	6	5					
					37	A	Georgia	1	14	150	H	Northern Ill.	8	4					
					180	H	Central Mich.	2	3	117	A	FIU	3	8					

Non-Div. I Games:

Buffalo

Average RPI Win: 228		WON-LOST	WINNING	LAST 10	STRENGTH OF	OPP. STRENGTH	TEAM	ADJ	CONF.	ADJ CONF.					
Average RPI Loss: 154		RECORD	PCT. RANK	GAMES	SCHEDULE	OF SCHEDULE	RPI	RPI	RPI	RPI					
DIV. I ONLY		9-19-0	.32143	234	4-6-0	250	226	257	.4056	260	28	28			
DIV. I NON-CONF.		7-16-0	.30435	238	2-3-0	206	227	244	.42096	246	28	27			
<hr/>															
TOTALS		RPI 1-25		RPI 26-50		W-L RECORDS		RPI 51-100		RPI 101-150		RPI 150+			
9-19-0		0-0-0		0-1-0		OVERALL		0-5-0		1-5-0		8-8-0			
0-3-0		0-0-0		0-0-0		HOME		0-0-0		0-0-0		0-3-0			
2-5-0		0-0-0		0-0-0		AWAY		0-3-0		0-1-0		2-1-0			
7-11-0		0-0-0		0-1-0		NEUTRAL		0-2-0		1-4-0		6-4-0			
<hr/>															
7-16-0		0-0-0		0-1-0		NON-CONFERENCE		0-5-0		1-5-0		6-5-0			
0-0-0		0-0-0		0-0-0		HOME		0-0-0		0-0-0		0-0-0			
0-5-0		0-0-0		0-0-		AWAY		0-3-0		0-1-0		0-1-0			
7-11-0		0-0-0		0-1-0		NEUTRAL		0-2-0		1-4-0		6-4-0			
<hr/>															
2-3-0		0-0-0		0-0-0		CONFERENCE		0-0-0		0-0-0		2-3-0			
0-3-0		0-0-0		0-0-0		HOME		0-0-0		0-0-0		0-3-0			
2-0-0		0-0-0		0-0-0		AWAY		0-0-0		0-0-0		2-0-0			
0-0-0		0-0-0		0-0-0		NEUTRAL		0-0-0		0-0-0		0-0-0			
<hr/>															
RPI	S	Opponent	Score	RPI	S	Opponent	Score	RPI	S	Opponent	Score	RPI	S	Opponent	Score
				49	N	Longwood	1 6	55	N	Cal St. Fullerton	0 3	113	N	CSUN	4 3
								64	N	UC Davis	0 3	123	N	Virginia	2 4
								65	A	UNC Greensboro	2 5	123	N	Virginia	1 11
								75	A	Elon	2 9	133	A	Belmont	5 6
								79	A	Ohio	1 3	134	N	UMass Lowell	4 6
												136	N	Nevada	0 12
												176	N	Idaho St.	3 0
												176	N	Idaho St.	1 2
												176	N	Idaho St.	7 5
												181	N	Dayton	1 3
												241	H	IUPUI	5 13
												241	H	IUPUI	0 1
												241	H	IUPUI	2 4
												256	N	Iona	3 2
												256	N	Iona	5 1
												257	A	Santa Clara	0 1
												261	A	Oakland	5 4
												261	A	Oakland	6 5
												269	N	Alabama A&M	0 4
												273	N	N.C. Central	9 0
												281	N	Southern Utah	5 4
												281	N	Southern Utah	3 4
<hr/>															
				LAST 10 GAMES											
				261	A	Oakland	6 5	241	H	IUPUI	5 13				
				261	A	Oakland	5 4	241	H	IUPUI	2 4				
				256	N	Iona	3 2	176	N	Idaho St.	1 2				
				241	H	IUPUI	0 1	281	N	Southern Utah	3 4				
				79	A	Ohio	1 3	176	N	Idaho St.	3 0				

Non-Div. I Games:

Northern Ky.

O
a
k
l
a
n
d

Oakland

Average RPI Win:	264	WON-LOST RECORD	WINNING PCT. RANK	LAST 10 GAMES	STRENGTH OF SCHEDULE	OPP. STRENGTH OF SCHEDULE	TEAM RPI	ADJ RPI	CONF. RPI	ADJ CONF. RPI		
DIV. I ONLY		11-15-0	.42308	188	3-7-0	277	259	262	.40302	262	30	30
DIV. I NON-CONF.		11-13-0	.45833	160	3-5-0	284	263	249	.41951	250	30	30
<hr/>												
TOTALS	RPI 1-25	RPI 26-50		W-L RECORDS		RPI 51-100		RPI 101-150		RPI 150+		
11-15-0	0-0-0	0-0-0		OVERALL		0-3-0		0-2-0		11-10-0		
4-0-0	0-0-0	0-0-0		HOME		0-0-0		0-0-0		4-0-0		
2-10-0	0-0-0	0-0-0		AWAY		0-2-0		0-0-0		2-8-0		
5-5-0	0-0-0	0-0-0		NEUTRAL		0-1-0		0-2-0		5-2-0		
11-13-0	0-0-0	0-0-0		NON-CONFERENCE		0-3-0		0-2-0		11-8-0		
4-0-0	0-0-0	0-0-0		HOME		0-0-0		0-0-0		4-0-0		
2-8-0	0-0-0	0-0-		AWAY		0-2-0		0-0-0		2-6-0		
5-5-0	0-0-0	0-0-0		NEUTRAL		0-1-0		0-2-0		5-2-0		
0-2-0	0-0-0	0-0-0		CONFERENCE		0-0-0		0-0-0		0-2-0		
0-0-0	0-0-0	0-0-0		HOME		0-0-0		0-0-0		0-0-0		
0-2-0	0-0-0	0-0-0		AWAY		0-0-0		0-0-0		0-2-0		
0-0-0	0-0-0	0-0-0		NEUTRAL		0-0-0		0-0-0		0-0-0		
RPI	S	Opponent	Score	RPI	S	Opponent	Score	RPI	S	Opponent	Score	
						53	A	San Jose St.	2	9		
						53	A	San Jose St.	6	8		
						80	N	North Florida	1	9		

Non-Div. I Games:

Manhattan

Average RPI Win:	245	WON-LOST RECORD	WINNING PCT. RANK	LAST 10 GAMES	STRENGTH OF SCHEDULE	OPP. STRENGTH OF SCHEDULE	TEAM RPI	ADJ RPI	CONF. RPI	ADJ CONF. RPI	
Average RPI Loss:	216										
DIV. I ONLY	11-13-0	.45833	164	5-5-0	282	268	260	.40138	263	27	27
DIV. I NON-CONF.	11-10-0	.52381	130	5-2-0	287	278	240	.42383	244	27	28
<hr/>											
TOTALS	RPI 1-25	RPI 26-50		W-L RECORDS		RPI 51-100		RPI 101-150		RPI 150+	
11-13-0	0-0-0	0-0-0		OVERALL		0-1-0		0-1-0		11-11-0	
3-6-0	0-0-0	0-0-0		HOME		0-0-0		0-0-0		3-6-0	
4-4-0	0-0-0	0-0-0		AWAY		0-0-0		0-0-0		4-4-0	
4-3-0	0-0-0	0-0-0		NEUTRAL		0-1-0		0-1-0		4-1-0	
11-10-0	0-0-0	0-0-0		NON-CONFERENCE		0-1-0		0-1-0		11-8-0	
3-3-0	0-0-0	0-0-0		HOME		0-0-0		0-0-0		3-3-0	
4-4-0	0-0-0	0-0-		AWAY		0-0-0		0-0-0		4-4-0	
4-3-0	0-0-0	0-0-0		NEUTRAL		0-1-0		0-1-0		4-1-0	
0-3-0	0-0-0	0-0-0		CONFERENCE		0-0-0		0-0-0		0-3-0	
0-3-0	0-0-0	0-0-0		HOME		0-0-0		0-0-0		0-3-0	
0-0-0	0-0-0	0-0-0		AWAY		0-0-0		0-0-0		0-0-0	
0-0-0	0-0-0	0-0-0		NEUTRAL		0-0-0		0-0-0		0-0-0	
RPI	S	Opponent	Score	RPI	S	Opponent	Score	RPI	S	Opponent	Score

Non-Div. I Games:

Central Conn. St.

[illegible]

Non-Div. I Games:

Cleveland St.

Average RPI Win: 278		WON-LOST	WINNING	LAST 10	STRENGTH OF		OPP. STRENGTH	TEAM	ADJ	CONF.	ADJ CONF.
Average RPI Loss: 153		RECORD	PCT. RANK	GAMES	SCHEDULE		OF SCHEDULE	RPI	RPI	RPI	RPI
DIV. I ONLY		8-21-0	.27586	254	3-7-0		220	278	265	.39562	265
DIV. I NON-CONF.		7-20-0	.25926	248	2-6-0		239	283	274	.38921	271
TOTALS		RPI 1-25	RPI 26-50		W-L RECORDS		RPI 51-100		RPI 101-150		RPI 150+
8-21-0	0-1-0	0-1-0		OVERALL		0-5-0		0-2-0		8-12-0	
1-1-0	0-0-0	0-0-0		HOME		0-0-0		0-0-0		1-1-0	
3-12-0	0-0-0	0-1-0		AWAY		0-3-0		0-2-0		3-6-0	
4-8-0	0-1-0	0-0-0		NEUTRAL		0-2-0		0-0-0		4-5-0	
7-20-0	0-1-0	0-1-0		NON-CONFERENCE		0-5-0		0-2-0		7-11-0	
0-0-0	0-0-0	0-0-0		HOME		0-0-0		0-0-0		0-0-0	
3-12-0	0-0-0	0-0-		AWAY		0-3-0		0-2-0		3-6-0	
4-8-0	0-1-0	0-0-0		NEUTRAL		0-2-0		0-0-0		4-5-0	
1-1-0	0-0-0	0-0-0		CONFERENCE		0-0-0		0-0-0		1-1-0	
1-1-0	0-0-0	0-0-0		HOME		0-0-0		0-0-0		1-1-0	
0-0-0	0-0-0	0-0-0		AWAY		0-0-0		0-0-0		0-0-0	
0-0-0	0-0-0	0-0-0		NEUTRAL		0-0-0		0-0-0		0-0-0	
RPI S	Opponent	Score	RPI S	Opponent	Score	RPI S	Opponent	Score	RPI S	Opponent	Score
25 N	Boise St.	2 9	46 A	Louisiana Tech	5 7	64 A	UC Davis	0 5	141 A	Northwestern St.	1 5
						66 A	California	1 6	141 A	Northwestern St.	0 6
						66 A	California	1 12	163 A	Sacramento St.	0 1
						70 N	Southeast Mo. St.	0 8	163 N	Sacramento St.	0 7
						90 N	Wichita St.	0 8	178 A	Pacific	2 4
									178 A	Pacific	0 3
									191 N	Marist	0 1
									191 N	Marist	6 7
									219 H	Sacred Heart	3 2
									219 H	Sacred Heart	1 5
									226 N	Abilene Christian	2 4
									230 A	Hartford	1 7
									230 A	Hartford	2 4
									233 A	Saint Mary's (CA)	1 0
									233 A	Saint Mary's (CA)	2 3
									293 A	Saint Peter's	8 5
									293 A	Saint Peter's	9 0
									296 N	Southern U.	9 1
									296 N	Southern U.	4 0
									296 N	Southern U.	2 6
									296 N	Southern U.	5 2
									296 N	Southern U.	4 2
			LAST 10 GAMES								
			66 A	California	1 12	293 A	Saint Peter's	8 5			
			66 A	California	1 6	230 A	Hartford	1 7			
			296 N	Southern U.	4 0	141 A	Northwestern St.	0 6			
			219 H	Sacred Heart	3 2	296 N	Southern U.	4 2			
			233 A	Saint Mary's (CA)	1 0	296 N	Southern U.	9 1			

Non-Div. I Games:

Fairleigh Dickinson

Average RPI Win: 279		WON-LOST	WINNING	LAST 10	STRENGTH OF		OPP. STRENGTH	TEAM	ADJ	CONF.	ADJ CONF.
Average RPI Loss: 157		RECORD	PCT. RANK	GAMES	SCHEDULE		OF SCHEDULE	RPI	RPI	RPI	RPI
DIV. I ONLY		10-28-2	.275	256	1-9-0		225	273	266	.39346	266
DIV. I NON-CONF.		10-17-2	.37931	205	1-1-0		262	287	258	.40649	260
TOTALS		RPI 1-25	RPI 26-50		W-L RECORDS		RPI 51-100		RPI 101-150		RPI 150+
10-28-2	0-0-0	0-1-0		OVERALL		0-6-0		0-5-0		10-16-2	
3-6-2	0-0-0	0-0-0		HOME		0-0-0		0-0-0		3-6-2	
4-12-0	0-0-0	0-1-0		AWAY		0-4-0		0-3-0		4-4-0	
3-10-0	0-0-0	0-0-0		NEUTRAL		0-2-0		0-2-0		3-6-0	
10-17-2	0-0-0	0-1-0		NON-CONFERENCE		0-3-0		0-5-0		10-8-2	
3-1-2	0-0-0	0-0-0		HOME		0-0-0		0-0-0		3-1-2	
4-6-0	0-0-0	0-0-		AWAY		0-1-0		0-3-0		4-1-0	
3-10-0	0-0-0	0-0-0		NEUTRAL		0-2-0		0-2-0		3-6-0	
0-11-0	0-0-0	0-0-0		CONFERENCE		0-3-0		0-0-0		0-8-0	
0-5-0	0-0-0	0-0-0		HOME		0-0-0		0-0-0		0-5-0	
0-6-0	0-0-0	0-0-0		AWAY		0-3-0		0-0-0		0-3-0	
0-0-0	0-0-0	0-0-0		NEUTRAL		0-0-0		0-0-0		0-0-0	
RPI S	Opponent	Score	RPI S	Opponent	Score	RPI S	Opponent	Score	RPI S	Opponent	Score
			37 A	Georgia	1 7	71 N	Eastern Ky.	1 18	103 A	Chattanooga	3 6
						76 A	USC Upstate	0 8	107 A	Coastal Caro.	1 9
						76 A	USC Upstate	1 9	107 A	Coastal Caro.	0 4
						76 A	USC Upstate	0 11	109 N	Ball St.	0 3
						80 A	North Florida	1 2	124 N	Towson	1 9
						88 N	Marshall	1 10	156 A	Radford	2 4
									156 A	Radford	5 10
									156 A	Radford	3 4
									160 N	Villanova	0 8
									171 H	ETSU	9 9
									180 N	Central Mich.	2 3
									194 A	Jacksonville	3 10
									197 N	UMKC	7 10
									215 H	Charleston So.	0 1
									215 H	Charleston So.	0 7
									228 H	Hampton	2 4
									228 H	Hampton	4 8
									228 H	Hampton	1 4
									230 H	Western Caro.	3 4
									230 H	Western Caro.	3 1
									239 N	Detroit Mercy	1 11
									250 A	Alabama St.	8 3
									270 H	Akron	6 6
									271 N	Siena	1 4
									280 H	Morgan St.	5 2
									280 H	Morgan St.	9 2
									285 A	Savannah St.	5 4
LAST 10 GAMES			285 A	Savannah St.	5 4	215 H	Charleston So.	0 1	270 H	Akron	6 6
			76 A	USC Upstate	0 8	230 H	Western Caro.	3 1	271 N	Siena	1 4
			297 A	South Carolina St.	12 1	156 A	Radford	5 10	280 H	Morgan St.	5 2
			156 A	Radford	3 4	156 A	Radford	2 4	280 H	Morgan St.	9 2
			228 H	Hampton	2 4	215 H	Charleston So.	0 7	285 A	Savannah St.	5 4

Non-Div. I Games:

Presbyterian

Presbyterian

Average RPI Win: 285		WON-LOST	WINNING	LAST 10	STRENGTH OF		OPP. STRENGTH	TEAM	ADJ	CONF.	ADJ CONF.				
Average RPI Loss: 159		RECORD	PCT. RANK	GAMES	SCHEDULE		OF SCHEDULE	RPI	RPI	RPI	RPI				
DIV. I ONLY		5-24-0	.17241	277	4-6-0		132	292	267	.39271	267	31	31		
DIV. I NON-CONF.		1-18-0	.05263	292	1-0-0		78	264	272	.38768	274	31	31		
<hr/>															
TOTALS		RPI 1-25	RPI 26-50		W-L RECORDS		RPI 51-100		RPI 101-150		RPI 150+				
5-24-0		0-1-0	0-0-0		OVERALL		0-5-0		0-5-0		5-13-0				
3-3-0		0-0-0	0-0-0		HOME		0-0-0		0-0-0		3-3-0				
0-7-0		0-1-0	0-0-0		AWAY		0-0-0		0-2-0		0-4-0				
2-14-0		0-0-0	0-0-0		NEUTRAL		0-5-0		0-3-0		2-6-0				
1-18-0		0-1-0	0-0-0		NON-CONFERENCE		0-5-0		0-5-0		1-7-0				
0-0-0		0-0-0	0-0-0		HOME		0-0-0		0-0-0		0-0-0				
0-4-0		0-1-0	0-0-		AWAY		0-0-0		0-2-0		0-1-0				
1-14-0		0-0-0	0-0-0		NEUTRAL		0-5-0		0-3-0		1-6-0				
4-6-0		0-0-0	0-0-0		CONFERENCE		0-0-0		0-0-0		4-6-0				
3-3-0		0-0-0	0-0-0		HOME		0-0-0		0-0-0		3-3-0				
0-3-0		0-0-0	0-0-0		AWAY		0-0-0		0-0-0		0-3-0				
1-0-0		0-0-0	0-0-0		NEUTRAL		0-0-0		0-0-0		1-0-0				
RPI	S	Opponent	Score		RPI	S	Opponent	Score		RPI	S	Opponent	Score		
21	A	Louisiana	0	9						104	N	North Ala.	0	8	
							52 N Western Ky.	0	4	115	N	Austin Peay	0	1	
							72 N SFA	3	7	115	N	Austin Peay	2	12	
							72 N SFA	2	13	120	A	Southern Miss.	1	9	
							84 N South Dakota St.	1	9	130	A	Samford	5	6	
							84 N South Dakota St.	1	16	182	N	Tennessee Tech	3	7	
										184	A	Prairie View	1	11	
										184	A	Prairie View	3	9	
										184	A	Prairie View	1	8	
										204	N	Houston Baptist	0	4	
										204	N	Houston Baptist	3	5	
										207	A	Central Ark.	0	11	
										207	N	Central Ark.	3	11	
										207	N	Central Ark.	3	9	
										250	H	Alabama St.	1	12	
										250	H	Alabama St.	11	13	
										250	H	Alabama St.	5	1	
										285	N	Savannah St.	4	9	
										287	N	Delaware St.	9	1	
										295	N	Grambling	11	3	
										296	H	Southern U.	1	4	
										296	H	Southern U.	5	3	
										296	H	Southern U.	5	3	
LAST 10 GAMES				LAST 10 GAMES				LAST 10 GAMES				LAST 10 GAMES			
				250	H	Alabama St.	5	1	296	H	Southern U.	5	3		
				287	N	Delaware St.	9	1	296	H	Southern U.	5	3		
				285	N	Savannah St.	4	9	207	A	Central Ark.	0	11		
				295	N	Grambling	11	3	84	N	South Dakota St.	1	16		
				296	H	Southern U.	1	4	104	N	North Ala.	0	8		
Non-Div. I Games:		Belhaven	5	2	Belhaven	4	5	Belhaven	4	1	Belhaven	3	4	Jackson St.	

Average RPI Win: 249		WON-LOST RECORD		WINNING PCT. RANK		LAST 10 GAMES		STRENGTH OF SCHEDULE		OPP. STRENGTH OF SCHEDULE		TEAM RPI		ADJ RPI		CONF. RPI		ADJ CONF. RPI	
DIV. I ONLY		4-20-0		.16667 279		3-7-0		160		267		270		.39221 268		30		30	
DIV. I NON-CONF.		2-18-0		.1 284		1-5-0		111		267		271		.38915 272		30		30	
TOTALS		RPI 1-25		RPI 26-50		W-L RECORDS		RPI 51-100		RPI 101-150		RPI 150+							
4-20-0		0-0-0		0-0-0		OVERALL		0-4-0		0-7-0		4-9-0							
0-0-0		0-0-0		0-0-0		HOME		0-0-0		0-0-0		0-0-0							
3-11-0		0-0-0		0-0-0		AWAY		0-0-0		0-6-0		3-5-0							
1-9-0		0-0-0		0-0-0		NEUTRAL		0-4-0		0-1-0		1-4-0							
2-18-0		0-0-0		0-0-0		NON-CONFERENCE		0-4-0		0-7-0		2-7-0							
0-0-0		0-0-0		0-0-0		HOME		0-0-0		0-0-0		0-0-0							
1-9-0		0-0-0		0-0-		AWAY		0-0-0		0-6-0		1-3-0							
1-9-0		0-0-0		0-0-0		NEUTRAL		0-4-0		0-1-0		1-4-0							
2-2-0		0-0-0		0-0-0		CONFERENCE		0-0-0		0-0-0		2-2-0							
0-0-0		0-0-0		0-0-0		HOME		0-0-0		0-0-0		0-0-0							
2-2-0		0-0-0		0-0-0		AWAY		0-0-0		0-0-0		2-2-0							
0-0-0		0-0-0		0-0-0		NEUTRAL		0-0-0		0-0-0		0-0-0							
RPI	S	Opponent		Score	RPI	S	Opponent		Score	RPI	S	Opponent		Score					

Non-Div. I Games:

Canisius

Average RPI Win:	278	WON-LOST RECORD	WINNING PCT. RANK	LAST 10 GAMES	STRENGTH OF SCHEDULE	OPP. STRENGTH OF SCHEDULE	TEAM RPI	ADJ RPI	CONF. RPI	ADJ CONF. RPI		
Average RPI Loss:	189											
DIV. I ONLY	10-10-0	.5	132	6-4-0	292	281	268	.39216	269	31	31	
DIV. I NON-CONF.	7-6-0	.53846	117	3-1-0	279	290	227	.43298	231	31	31	
<hr/>												
TOTALS	RPI 1-25	RPI 26-50		W-L RECORDS	RPI 51-100		RPI 101-150		RPI 150+			
10-10-0	0-0-0	0-0-0		OVERALL	0-0-0		0-3-0		10-7-0			
3-0-0	0-0-0	0-0-0		HOME	0-0-0		0-0-0		3-0-0			
4-6-0	0-0-0	0-0-0		AWAY	0-0-0		0-2-0		4-4-0			
3-4-0	0-0-0	0-0-0		NEUTRAL	0-0-0		0-1-0		3-3-0			
7-6-0	0-0-0	0-0-0		NON-CONFERENCE	0-0-0		0-3-0		7-3-0			
0-0-0	0-0-0	0-0-0		HOME	0-0-0		0-0-0		0-0-0			
4-2-0	0-0-0	0-0-		AWAY	0-0-0		0-2-0		4-0-0			
3-4-0	0-0-0	0-0-0		NEUTRAL	0-0-0		0-1-0		3-3-0			
3-4-0	0-0-0	0-0-0		CONFERENCE	0-0-0		0-0-0		3-4-0			
3-0-0	0-0-0	0-0-0		HOME	0-0-0		0-0-0		3-0-0			
0-4-0	0-0-0	0-0-0		AWAY	0-0-0		0-0-0		0-4-0			
0-0-0	0-0-0	0-0-0		NEUTRAL	0-0-0		0-0-0		0-0-0			
RPI	S	Opponent	Score	RPI	S	Opponent	Score	RPI	S	Opponent	Score	
								101	N	Jacksonville St.	6	9
								133	A	Belmont	1	9
								133	A	Belmont	0	9
								168	N	UT Martin	8	9
								181	N	Dayton	3	8
								213	A	Texas Southern	5	8
								213	A	Texas Southern	0	4
								213	A	Texas Southern	7	8
								230	N	Western Caro.	4	1
								250	A	Alabama St.	3	6
								260	N	Northern Ky.	4	0
								275	A	N.C. A&T	7	5
								282	N	Brown	2	7
								284	N	Rider	5	1
								285	A	Savannah St.	1	0
								285	A	Savannah St.	10	6
								285	A	Savannah St.	9	6
								292	H	Ark.-Pine Bluff	4	3
								292	H	Ark.-Pine Bluff	6	4
								292	H	Ark.-Pine Bluff	10	2
LAST 10 GAMES												
								213	A	Texas Southern	7	8
								292	H	Ark.-Pine Bluff	6	4
								292	H	Ark.-Pine Bluff	4	3
								284	N	Rider	5	1
								282	N	Brown	2	7
<hr/>												
Non-Div. I Games:	Tuskegee	5	2	Cumberland (TN)	3	2	Cumberland (TN)	1	4	Tuskegee	9	1
Alabama A&M												

Average RPI Win: 261		WON-LOST RECORD	WINNING PCT. RANK	LAST 10 GAMES	STRENGTH OF SCHEDULE	OPP. STRENGTH OF SCHEDULE	TEAM RPI	ADJ RPI		CONF. RPI	ADJ CONF. RPI	
Average RPI Loss: 175												
DIV. I ONLY		6-18-2	.26923	259	0-10-0	226	269	269	.39074	270	19	20
DIV. I NON-CONF.		6-13-2	.33333	225	0-5-0	267	281	267	.39228	269	18	18
<hr/>												
TOTALS		RPI 1-25		RPI 26-50		W-L RECORDS		RPI 51-100		RPI 101-150		RPI 150+
6-18-2		0-0-0		0-1-0		OVERALL		0-0-0		0-5-0		6-12-2
0-2-0		0-0-0		0-0-0		HOME		0-0-0		0-0-0		0-2-0
0-8-1		0-0-0		0-0-0		AWAY		0-0-0		0-3-0		0-5-1
6-8-1		0-0-0		0-1-0		NEUTRAL		0-0-0		0-2-0		6-5-1
6-13-2		0-0-0		0-1-0		NON-CONFERENCE		0-0-0		0-2-0		6-10-2
0-0-0		0-0-0		0-0-0		HOME		0-0-0		0-0-0		0-0-0
0-5-1		0-0-0		0-0-		AWAY		0-0-0		0-0-0		0-5-1
6-8-1		0-0-0		0-1-0		NEUTRAL		0-0-0		0-2-0		6-5-1
0-5-0		0-0-0		0-0-0		CONFERENCE		0-0-0		0-3-0		0-2-0
0-2-0		0-0-0		0-0-0		HOME		0-0-0		0-0-0		0-2-0
0-3-0		0-0-0		0-0-0		AWAY		0-0-0		0-3-0		0-0-0
0-0-0		0-0-0		0-0-0		NEUTRAL		0-0-0		0-0-0		0-0-0
RPI	S	Opponent	Score	RPI	S	Opponent	Score	RPI	S	Opponent	Score	
				38	N	Indiana	1 8			109	A	Ball St. 1 9
										109	A	Ball St. 1 13
										109	A	Ball St. 6 14
										133	N	Belmont 2 10
										149	N	Loyola Chicago 2 11
										164	H	Western Mich. 3 4
										164	H	Western Mich. 10 18
										168	A	UT Martin 2 9
										168	A	UT Martin 2 5
										171	N	ETSU 6 6
										171	N	ETSU 2 9
										199	A	Mercer 7 11
										199	N	Mercer 2 9
										214	N	George Mason 9 3
										237	N	Drexel 8 4
										240	A	Youngstown St. 5 6
										240	A	Youngstown St. 1 2
										255	N	Green Bay 5 7
										255	N	Green Bay 2 8
										266	A	Presbyterian 6 6
										274	N	Quinnipiac 2 11
										275	N	N.C. A&T 8 0
										279	N	Holy Cross 6 0
										280	N	Morgan St. 5 0
										280	N	Morgan St. 12 11
LAST 10 GAMES												
				164	H	Western Mich.	10 18	240	A	Youngstown St.	5 6	
				164	H	Western Mich.	3 4	240	A	Youngstown St.	1 2	
				255	N	Green Bay	5 7	109	A	Ball St.	1 13	
				168	A	UT Martin	2 5	109	A	Ball St.	6 14	
				109	A	Ball St.	1 9	255	N	Green Bay	2 8	

Non-Div. I Games:

Akron

Average RPI Win: 228		WON-LOST	WINNING	LAST 10	STRENGTH OF	OPP. STRENGTH	TEAM	ADJ	CONF.	ADJ CONF.		
Average RPI Loss: 192		RECORD	PCT. RANK	GAMES	SCHEDULE	OF SCHEDULE	RPI	RPI	RPI	RPI		
DIV. I ONLY		5-13-0	.27778	253	2-8-0	258	248	271	.38743	271	30	30
DIV. I NON-CONF.		4-12-0	.25	249	1-7-0	245	262	270	.39176	270	30	30
<hr/>												
TOTALS		RPI 1-25		RPI 26-50		W-L RECORDS		RPI 51-100		RPI 101-150		RPI 150+
5-13-0		0-0-0		0-0-0		OVERALL		1-0-0		0-3-0		4-10-0
2-2-0		0-0-0		0-0-0		HOME		0-0-0		0-0-0		2-2-0
0-2-0		0-0-0		0-0-0		AWAY		0-0-0		0-0-0		0-2-0
3-9-0		0-0-0		0-0-0		NEUTRAL		1-0-0		0-3-0		2-6-0
4-12-0		0-0-0		0-0-0		NON-CONFERENCE		1-0-0		0-3-0		3-9-0
1-1-0		0-0-0		0-0-0		HOME		0-0-0		0-0-0		1-1-0
0-2-0		0-0-0		0-0-		AWAY		0-0-0		0-0-0		0-2-0
3-9-0		0-0-0		0-0-0		NEUTRAL		1-0-0		0-3-0		2-6-0
1-1-0		0-0-0		0-0-0		CONFERENCE		0-0-0		0-0-0		1-1-0
1-1-0		0-0-0		0-0-0		HOME		0-0-0		0-0-0		1-1-0
0-0-0		0-0-0		0-0-0		AWAY		0-0-0		0-0-0		0-0-0
0-0-0		0-0-0		0-0-0		NEUTRAL		0-0-0		0-0-0		0-0-0
RPI	S	Opponent	Score	RPI	S	Opponent	Score	RPI	S	Opponent	Score	

Non-Div. I Games:

Siena

Average RPI Win:		216	WON-LOST RECORD		WINNING PCT. RANK		LAST 10 GAMES		STRENGTH OF SCHEDULE		OPP. STRENGTH OF SCHEDULE		TEAM RPI	ADJ RPI	CONF. RPI	ADJ CONF. RPI		
Average RPI Loss:		147																
DIV. I ONLY			4-23-0		.14815	282	2-8-0		252		150		278	.37541	272	20	18	
DIV. I NON-CONF.			2-15-0		.11765	279	0-1-0		208		130		279	.3882	273	15	14	
TOTALS		RPI 1-25		RPI 26-50		W-L RECORDS		RPI 51-100		RPI 101-150		RPI 150+						
4-23-0		0-1-0		0-2-0		OVERALL		0-2-0		0-7-0		4-11-0						
1-5-0		0-0-0		0-0-0		HOME		0-0-0		0-1-0		1-4-0						
2-9-0		0-1-0		0-1-0		AWAY		0-1-0		0-4-0		2-2-0						
1-9-0		0-0-0		0-1-0		NEUTRAL		0-1-0		0-2-0		1-5-0						
2-15-0		0-1-0		0-2-0		NON-CONFERENCE		0-2-0		0-4-0		2-6-0						
1-2-0		0-0-0		0-0-0		HOME		0-0-0		0-1-0		1-1-0						
0-5-0		0-1-0		0-0-		AWAY		0-1-0		0-1-0		0-1-0						
1-8-0		0-0-0		0-1-0		NEUTRAL		0-1-0		0-2-0		1-4-0						
2-8-0		0-0-0		0-0-0		CONFERENCE		0-0-0		0-3-0		2-5-0						
0-3-0		0-0-0		0-0-0		HOME		0-0-0		0-0-0		0-3-0						
2-4-0		0-0-0		0-0-0		AWAY		0-0-0		0-3-0		2-1-0						
0-1-0		0-0-0		0-0-0		NEUTRAL		0-0-0		0-0-0		0-1-0						
RPI	S	Opponent		Score		RPI	S	Opponent		Score		RPI	S	Opponent		Score		
21	A	Louisiana		0	11	45	A	Houston		0	16	66	N	California		0	7	
						48	N	Troy		0	9	78	A	Texas St.		0	2	
														105	A	McNeese	1	7
														105	A	McNeese	0	1
														105	A	McNeese	2	7
														143	N	Kennesaw St.	4	5
														143	N	Kennesaw St.	2	5
														150	A	Northern Ill.	0	3
														150	H	Northern Ill.	0	1
														158	N	Furman	4	7
														164	N	Western Mich.	0	2
														198	N	Bethune-Cookman	4	0
														206	A	Binghamton	0	1
														207	H	Central Ark.	1	2
														207	H	Central Ark.	1	6
														207	H	Central Ark.	6	13
														208	N	Fordham	1	7
														208	N	Fordham	2	10
														213	H	Texas Southern	3	4
														213	H	Texas Southern	6	5
														220	N	A&M-Corpus Christi	2	6
														226	A	Abilene Christian	7	4
														226	A	Abilene Christian	5	9
														226	A	Abilene Christian	9	5
LAST 10 GAMES																		
						105	A	McNeese		1	7	226	A	Abilene Christian		5	9	
						226	A	Abilene Christian		9	5	207	H	Central Ark.		6	13	
						207	H	Central Ark.		1	2	207	H	Central Ark.		1	6	
						213	H	Texas Southern		6	5	78	A	Texas St.		0	2	
						226	A	Abilene Christian		7	4	105	A	McNeese		0	1	

Non-Div. I Games:

Incarnate Word

Average RPI Win: 282		WON-LOST	WINNING	LAST 10	STRENGTH OF		OPP. STRENGTH	TEAM	ADJ		CONF.	ADJ CONF.
Average RPI Loss: 198		RECORD	PCT. RANK	GAMES	SCHEDULE		OF SCHEDULE	RPI	RPI		RPI	RPI
DIV. I ONLY		12-18-0	.4	203	5-5-0		280	293	272		.37396	273
DIV. I NON-CONF.		4-13-0	.23529	251	0-2-0		205	295	276		.38245	277
TOTALS		RPI 1-25	RPI 26-50		W-L RECORDS		RPI 51-100		RPI 101-150		RPI 150+	
12-18-0		0-0-0	0-0-0		OVERALL		0-1-0		0-3-0		12-14-0	
7-7-0		0-0-0	0-0-0		HOME		0-0-0		0-2-0		7-5-0	
2-6-0		0-0-0	0-0-0		AWAY		0-1-0		0-1-0		2-4-0	
3-5-0		0-0-0	0-0-0		NEUTRAL		0-0-0		0-0-0		3-5-0	
4-13-0		0-0-0	0-0-0		NON-CONFERENCE		0-1-0		0-3-0		4-9-0	
0-6-0		0-0-0	0-0-0		HOME		0-0-0		0-2-0		0-4-0	
2-3-0		0-0-0	0-0-		AWAY		0-1-0		0-1-0		2-1-0	
2-4-0		0-0-0	0-0-0		NEUTRAL		0-0-0		0-0-0		2-4-0	
8-5-0		0-0-0	0-0-0		CONFERENCE		0-0-0		0-0-0		8-5-0	
7-1-0		0-0-0	0-0-0		HOME		0-0-0		0-0-0		7-1-0	
0-3-0		0-0-0	0-0-0		AWAY		0-0-0		0-0-0		0-3-0	
1-1-0		0-0-0	0-0-0		NEUTRAL		0-0-0		0-0-0		1-1-0	
RPI S	Opponent	Score	RPI S	Opponent	Score	RPI S	Opponent	Score	RPI S	Opponent	Score	
						76 A	USC Upstate	0 14	102 A	Duke	0 8	
									147 H	Gardner-Webb	4 15	
									147 H	Gardner-Webb	0 8	
									153 A	Florida A&M	2 4	
									153 A	Florida A&M	1 6	
									153 A	Florida A&M	2 3	
									184 N	Prairie View	2 13	
									228 A	Hampton	6 5	
									228 A	Hampton	0 8	
									228 N	Hampton	3 4	
									230 H	Western Caro.	2 3	
									230 H	Western Caro.	3 6	
									240 H	Youngstown St.	0 3	
									240 H	Youngstown St.	4 6	
									249 H	Norfolk St.	3 10	
									249 H	Norfolk St.	8 7	
									250 N	Alabama St.	2 4	
									253 N	Robert Morris	6 5	
									260 N	Northern Ky.	0 9	
									286 N	Howard	3 4	
									287 N	Delaware St.	7 2	
									293 N	Saint Peter's	9 0	
									294 H	UMES	10 1	
									294 H	UMES	8 0	
									294 H	UMES	6 1	
									296 A	Southern U.	7 3	
									297 H	South Carolina St.	16 1	
LAST 10 GAMES												
						297 H	South Carolina St.	16 1	153 A	Florida A&M	2 4	
						294 H	UMES	10 1	294 H	UMES	6 1	
						240 H	Youngstown St.	4 6	249 H	Norfolk St.	3 10	
						147 H	Gardner-Webb	4 15	230 H	Western Caro.	2 3	
						297 H	South Carolina St.	12 0	297 H	South Carolina St.	3 0	

Non-Div. I Games:

N.C. Central

RPI	S	Opponent	Score	
297	H	South Carolina St.	3	0
297	H	South Carolina St.	12	0

N.C. Central

N
.
C
.
C
e
n
t
r
a
l

N
.
C
.
C
e
n
t
r
a
l

Quinnipiac

Quinnipiac

Average RPI Win: 284 Average RPI Loss: 178		WON-LOST RECORD	WINNING PCT. RANK	LAST 10 GAMES	STRENGTH OF SCHEDULE	OPP. STRENGTH OF SCHEDULE	TEAM RPI	ADJ RPI	CONF. RPI	ADJ CONF. RPI					
DIV. I ONLY		8-17-0	.32	236	5-5-0	271	291	274	.37239	275	32	32			
DIV. I NON-CONF.		3-14-0	.17647	264	0-2-0	181	274	277	.3856	276	32	32			
<hr/>															
TOTALS		RPI 1-25		RPI 26-50		W-L RECORDS		RPI 51-100		RPI 101-150		RPI 150+			
8-17-0		0-0-0		0-1-0		OVERALL		0-4-0		0-3-0		8-9-0			
4-4-0		0-0-0		0-0-0		HOME		0-1-0		0-0-0		4-3-0			
3-8-0		0-0-0		0-0-0		AWAY		0-3-0		0-2-0		3-3-0			
1-5-0		0-0-0		0-1-0		NEUTRAL		0-0-0		0-1-0		1-3-0			
3-14-0		0-0-0		0-1-0		NON-CONFERENCE		0-4-0		0-3-0		3-6-0			
2-3-0		0-0-0		0-0-0		HOME		0-1-0		0-0-0		2-2-0			
0-6-0		0-0-0		0-0-		AWAY		0-3-0		0-2-0		0-1-0			
1-5-0		0-0-0		0-1-0		NEUTRAL		0-0-0		0-1-0		1-3-0			
5-3-0		0-0-0		0-0-0		CONFERENCE		0-0-0		0-0-0		5-3-0			
2-1-0		0-0-0		0-0-0		HOME		0-0-0		0-0-0		2-1-0			
3-2-0		0-0-0		0-0-0		AWAY		0-0-0		0-0-0		3-2-0			
0-0-0		0-0-0		0-0-0		NEUTRAL		0-0-0		0-0-0		0-0-0			
RPI	S	Opponent	Score	RPI	S	Opponent	Score	RPI	S	Opponent	Score				
				38	N	Indiana	1 7	65	H	UNC Greensboro	6 8	145	A	UNCW	1 9
								75	A	Elon	0 7	145	A	UNCW	0 1
								95	A	Appalachian St.	0 15	149	N	Loyola Chicago	0 8
								95	A	Appalachian St.	0 12	192	N	Lehigh	0 10
												199	A	Mercer	0 5
												232	N	UMBC	1 9
												232	N	UMBC	6 1
												249	A	Norfolk St.	4 15
												249	A	Norfolk St.	0 1
												269	H	Alabama A&M	5 7
												270	N	Akron	0 8
												282	H	Brown	2 5
												284	H	Rider	7 3
												285	H	Savannah St.	1 3
												285	H	Savannah St.	8 1
												285	H	Savannah St.	4 2
												293	H	Saint Peter's	8 3
												297	A	South Carolina St.	6 0
												297	A	South Carolina St.	4 0
												297	A	South Carolina St.	6 0
LAST 10 GAMES															
				285	H	Savannah St.	1 3	249	A	Norfolk St.	0 1				
				285	H	Savannah St.	8 1	297	A	South Carolina St.	4 0				
				297	A	South Carolina St.	6 0	285	H	Savannah St.	4 2				
				232	N	UMBC	6 1	297	A	South Carolina St.	6 0				
				232	N	UMBC	1 9	75	A	Elon	0 7				

Non-Div. I Games:

N.C. A&T

Average RPI Win: 220		WON-LOST RECORD	WINNING PCT. RANK	LAST 10 GAMES	STRENGTH OF SCHEDULE	OPP. STRENGTH OF SCHEDULE	TEAM RPI	ADJ RPI	CONF. RPI	ADJ CONF. RPI							
Average RPI Loss: 140																	
DIV. I ONLY		2-17-0	.10526 292	2-8-0	201	214	277	.37148 276	30	30							
DIV. I NON-CONF.		1-14-0	.06667 290	1-5-0	163	190	280	.38098 278	30	30							
<hr/>																	
TOTALS		RPI 1-25		RPI 26-50		W-L RECORDS		RPI 51-100		RPI 101-150	RPI 150+						
2-17-0		0-2-0		0-0-0		OVERALL		0-3-0		0-6-0		2-6-0					
0-0-0		0-0-0		0-0-0		HOME		0-0-0		0-0-0		0-0-0					
1-9-0		0-0-0		0-0-0		AWAY		0-2-0		0-4-0		1-3-0					
1-8-0		0-2-0		0-0-0		NEUTRAL		0-1-0		0-2-0		1-3-0					
<hr/>																	
1-14-0		0-2-0		0-0-0		NON-CONFERENCE		0-3-0		0-6-0		1-3-0					
0-0-0		0-0-0		0-0-0		HOME		0-0-0		0-0-0		0-0-0					
0-6-0		0-0-0		0-0-		AWAY		0-2-0		0-4-0		0-0-0					
1-8-0		0-2-0		0-0-0		NEUTRAL		0-1-0		0-2-0		1-3-0					
<hr/>																	
1-3-0		0-0-0		0-0-0		CONFERENCE		0-0-0		0-0-0		1-3-0					
0-0-0		0-0-0		0-0-0		HOME		0-0-0		0-0-0		0-0-0					
1-3-0		0-0-0		0-0-0		AWAY		0-0-0		0-0-0		1-3-0					
0-0-0		0-0-0		0-0-0		NEUTRAL		0-0-0		0-0-0		0-0-0					
<hr/>																	
RPI	S	Opponent		Score		RPI	S	Opponent		Score		RPI	S	Opponent		Score	
10	N	Alabama		2	12							116	N	Utah		2	7
10	N	Alabama		3	9							96	A	Syracuse		5	7
												96	A	Syracuse		4	12
												116	N	Utah		1	10
												128	A	Hawaii		0	3
												128	A	Hawaii		0	3
												128	A	Hawaii		0	1
												128	A	Hawaii		1	3
												155	N	SIUE		1	3
												155	N	SIUE		2	1
												172	A	Monmouth		0	6
												172	A	Monmouth		2	7
												284	A	Rider		2	1
												284	A	Rider		5	6
												291	N	St. Bonaventure		1	3
												291	N	St. Bonaventure		1	2
<hr/>																	
LAST 10 GAMES																	
284	A	Rider		2	1	96	A	Syracuse		4	12						
172	A	Monmouth		2	7	128	A	Hawaii		1	3						
96	A	Syracuse		5	7	10	N	Alabama		2	12						
172	A	Monmouth		0	6	155	N	SIUE		2	1						
284	A	Rider		5	6	10	N	Alabama		3	9						

Non-Div. I Games:

Niagara

L
a
f
a
y
e
t
t
e

Lafayette

Average RPI Win: 291		WON-LOST	WINNING	LAST 10	STRENGTH OF		OPP. STRENGTH	TEAM	ADJ	CONF.	ADJ CONF.
Average RPI Loss: 166		RECORD	PCT. RANK	GAMES	SCHEDULE		OF SCHEDULE	RPI	RPI	RPI	RPI
DIV. I ONLY		2-23-0	.08	294	1-9-0		150	271	275	.36942	278
DIV. I NON-CONF.		2-17-0	.10526	280	1-3-0		201	273	283	.3611	282
TOTALS		RPI 1-25	RPI 26-50		W-L RECORDS		RPI 51-100		RPI 101-150		RPI 150+
2-23-0	0-0-0	0-2-0		OVERALL		0-1-0		0-7-0		2-13-0	
2-8-0	0-0-0	0-0-0		HOME		0-0-0		0-2-0		2-6-0	
0-8-0	0-0-0	0-2-0		AWAY		0-0-0		0-3-0		0-3-0	
0-7-0	0-0-0	0-0-0		NEUTRAL		0-1-0		0-2-0		0-4-0	
2-17-0	0-0-0	0-2-0		NON-CONFERENCE		0-1-0		0-5-0		2-9-0	
2-4-0	0-0-0	0-0-0		HOME		0-0-0		0-0-0		2-4-0	
0-6-0	0-0-0	0-0-		AWAY		0-0-0		0-3-0		0-1-0	
0-7-0	0-0-0	0-0-0		NEUTRAL		0-1-0		0-2-0		0-4-0	
0-6-0	0-0-0	0-0-0		CONFERENCE		0-0-0		0-2-0		0-4-0	
0-4-0	0-0-0	0-0-0		HOME		0-0-0		0-2-0		0-2-0	
0-2-0	0-0-0	0-0-0		AWAY		0-0-0		0-0-0		0-2-0	
0-0-0	0-0-0	0-0-0		NEUTRAL		0-0-0		0-0-0		0-0-0	
RPI S	Opponent	Score	RPI S	Opponent	Score	RPI S	Opponent	Score	RPI S	Opponent	Score
			44 A	Louisville	1 21	79 N	Ohio	1 6	101 H	Jacksonville St.	0 8
			44 A	Louisville	0 8				101 H	Jacksonville St.	3 18
									103 N	Chattanooga	2 6
									103 N	Chattanooga	2 10
									143 A	Kennesaw St.	5 6
									146 A	Ga. Southern	4 6
									146 A	Ga. Southern	2 19
									168 A	UT Martin	1 10
									168 A	UT Martin	2 11
									182 H	Tennessee Tech	2 13
									182 H	Tennessee Tech	3 15
									197 N	UMKC	2 9
									212 H	Bowling Green	4 10
									212 H	Bowling Green	2 9
									241 N	IUPUI	2 11
									246 H	Wright St.	2 7
									246 H	Wright St.	5 8
									249 A	Norfolk St.	3 8
									252 N	Mt. St. Mary's	3 15
									263 N	Central Conn. St.	4 5
									291 H	St. Bonaventure	6 5
									291 H	St. Bonaventure	10 7
LAST 10 GAMES											
			263 N	Central Conn. St.	4 5		168 A	UT Martin	2 11		
			44 A	Louisville	1 21		168 A	UT Martin	1 10		
			182 H	Tennessee Tech	3 15		182 H	Tennessee Tech	2 13		
			246 H	Wright St.	5 8		101 H	Jacksonville St.	3 18		
			101 H	Jacksonville St.	0 8		246 H	Wright St.	2 7		

Non-Div. I Games:

Morehead St.

[illegible]

Non-Div. I Games:

Holy Cross

Average RPI Win: 250		WON-LOST RECORD		WINNING PCT. RANK		LAST 10 GAMES		STRENGTH OF SCHEDULE		OPP. STRENGTH OF SCHEDULE		TEAM RPI		ADJ RPI		CONF. RPI		ADJ CONF. RPI	
Average RPI Loss: 186		8-20-0		.28571 248		2-8-0		274		272		279		.36116 280		32		32	
DIV. I ONLY		3-18-0		.14286 271		1-6-0		250		230		281		.35814 285		32		32	
DIV. I NON-CONF.																			
TOTALS		RPI 1-25		RPI 26-50		W-L RECORDS		RPI 51-100		RPI 101-150		RPI 150+							
8-20-0		0-1-0		0-1-0		OVERALL		0-1-0		0-4-0		8-13-0							
3-2-0		0-0-0		0-0-0		HOME		0-0-0		0-0-0		3-2-0							
1-7-0		0-1-0		0-0-0		AWAY		0-0-0		0-1-0		1-5-0							
4-11-0		0-0-0		0-1-0		NEUTRAL		0-1-0		0-3-0		4-6-0							
3-18-0		0-1-0		0-1-0		NON-CONFERENCE		0-1-0		0-4-0		3-11-0							
0-0-0		0-0-0		0-0-0		HOME		0-0-0		0-0-0		0-0-0							
1-7-0		0-1-0		0-0-		AWAY		0-0-0		0-1-0		1-5-0							
2-11-0		0-0-0		0-1-0		NEUTRAL		0-1-0		0-3-0		2-6-0							
5-2-0		0-0-0		0-0-0		CONFERENCE		0-0-0		0-0-0		5-2-0							
3-2-0		0-0-0		0-0-0		HOME		0-0-0		0-0-0		3-2-0							
0-0-0		0-0-0		0-0-0		AWAY		0-0-0		0-0-0		0-0-0							
2-0-0		0-0-0		0-0-0		NEUTRAL		0-0-0		0-0-0		2-0-0							
RPI S	Opponent	Score		RPI S	Opponent	Score		RPI S	Opponent	Score		RPI S	Opponent	Score					
18 A	James Madison	1	15	29 N	Notre Dame	1	4	92 N	Iowa	0	3	112 N	Rutgers	0	8				
												126 N	UAB	0	4				
												126 N	UAB	1	6				
												132 A	Saint Joseph's	4	13				
												151 N	Hofstra	12	6				
												157 A	George Washington	1	8				
												157 A	George Washington	5	4				
												171 N	ETSU	0	13				
												206 N	Binghamton	5	13				
												208 N	Fordham	6	8				
												249 H	Norfolk St.	5	6				
												249 H	Norfolk St.	0	7				
												249 H	Norfolk St.	6	5				
												252 N	Mt. St. Mary's	4	12				
												256 N	Iona	2	1				
												262 A	Manhattan	5	10				
												262 A	Manhattan	1	2				
												266 A	Presbyterian	2	9				
												266 A	Presbyterian	2	5				
												270 N	Akron	0	5				
												270 N	Akron	11	12				
												297 H	South Carolina St.	12	4				
												297 H	South Carolina St.	12	4				
												297 N	South Carolina St.	11	3				
												297 N	South Carolina St.	8	0				
				LAST 10 GAMES															
				249 H	Norfolk St.	0	7	249 H	Norfolk St.	6	5								
				126 N	UAB	0	4	157 A	George Washington	1	8								
				126 N	UAB	1	6	297 H	South Carolina St.	12	4								
				297 N	South Carolina St.	8	0	262 A	Manhattan	5	10								
				262 A	Manhattan	1	2	157 A	George Washington	5	4								

Non-Div. I Games:

Morgan St.

Average RPI Win:	215	WON-LOST RECORD	WINNING PCT. RANK	LAST 10 GAMES	STRENGTH OF SCHEDULE	OPP. STRENGTH OF SCHEDULE	TEAM RPI	ADJ RPI	CONF. RPI	ADJ CONF. RPI		
DIV. I ONLY		3-20-0	.13043	288	2-8-0	234	250	282	.3597	281	24	24
DIV. I NON-CONF.		2-18-0	.1	284	1-6-0	258	261	288	.34726	287	23	23
<hr/>												
TOTALS	RPI 1-25	RPI 26-50		W-L RECORDS		RPI 51-100		RPI 101-150		RPI 150+		
3-20-0	0-0-0	0-1-0		OVERALL		0-2-0		0-2-0		3-15-0		
0-4-0	0-0-0	0-0-0		HOME		0-0-0		0-0-0		0-4-0		
1-10-0	0-0-0	0-1-0		AWAY		0-0-0		0-2-0		1-7-0		
2-6-0	0-0-0	0-0-0		NEUTRAL		0-2-0		0-0-0		2-4-0		
2-18-0	0-0-0	0-1-0		NON-CONFERENCE		0-2-0		0-2-0		2-13-0		
0-4-0	0-0-0	0-0-0		HOME		0-0-0		0-0-0		0-4-0		
0-8-0	0-0-0	0-0-		AWAY		0-0-0		0-2-0		0-5-0		
2-6-0	0-0-0	0-0-0		NEUTRAL		0-2-0		0-0-0		2-4-0		
1-2-0	0-0-0	0-0-0		CONFERENCE		0-0-0		0-0-0		1-2-0		
0-0-0	0-0-0	0-0-0		HOME		0-0-0		0-0-0		0-0-0		
1-2-0	0-0-0	0-0-0		AWAY		0-0-0		0-0-0		1-2-0		
0-0-0	0-0-0	0-0-0		NEUTRAL		0-0-0		0-0-0		0-0-0		
RPI	S	Opponent	Score	RPI	S	Opponent	Score	RPI	S	Opponent	Score	
				40	A	UNLV	3 11	67	N	Baylor	1 5	
								77	N	Long Beach St.	5 10	
								131	A	UC Riverside	2 4	
								131	A	UC Riverside	2 11	
								163	A	Sacramento St.	4 2	
								163	A	Sacramento St.	1 9	
								163	A	Sacramento St.	3 9	
								179	N	Seton Hall	1 2	
								197	H	UMKC	3 10	
								197	H	UMKC	6 9	
								205	A	San Diego	2 4	
								205	A	San Diego	1 12	
								205	A	San Diego	2 7	
								209	A	California Baptist	7 8	
								209	A	California Baptist	0 9	
								221	N	North Dakota	7 6	
								225	H	Utah Valley	6 13	
								225	H	Utah Valley	6 12	
								225	N	Utah Valley	3 10	
								243	N	CSU Bakersfield	5 11	
								260	N	Northern Ky.	4 3	
								260	N	Northern Ky.	4 5	
LAST 10 GAMES				LAST 10 GAMES								
209	A	California Baptist	7 8	205	A	San Diego	2 4					
209	A	California Baptist	0 9	197	H	UMKC	6 9					
225	H	Utah Valley	6 13	163	A	Sacramento St.	4 2					
163	A	Sacramento St.	1 9	163	A	Sacramento St.	3 9					
197	H	UMKC	3 10	131	A	UC Riverside	2 4					

Non-Div. I Games:

Southern Utah

Average RPI Win: 279		WON-LOST RECORD	WINNING PCT. RANK		LAST 10 GAMES	STRENGTH OF SCHEDULE	OPP. STRENGTH OF SCHEDULE	TEAM RPI	ADJ RPI		CONF. RPI	ADJ CONF. RPI
Average RPI Loss: 200												
DIV. I ONLY		8-13-0	.38095	214	3-7-0	294	270	283	.35909	282	29	29
DIV. I NON-CONF.		7-8-0	.46667	156	2-2-0	293	279	263	.40183	265	29	29
<hr/>												
TOTALS		RPI 1-25		RPI 26-50		W-L RECORDS		RPI 51-100		RPI 101-150		RPI 150+
8-13-0		0-0-0		0-0-0		OVERALL		0-0-0		0-3-0		8-10-0
0-0-0		0-0-0		0-0-0		HOME		0-0-0		0-0-0		0-0-0
4-7-0		0-0-0		0-0-0		AWAY		0-0-0		0-0-0		4-7-0
4-6-0		0-0-0		0-0-0		NEUTRAL		0-0-0		0-3-0		4-3-0
7-8-0		0-0-0		0-0-0		NON-CONFERENCE		0-0-0		0-3-0		7-5-0
0-0-0		0-0-0		0-0-0		HOME		0-0-0		0-0-0		0-0-0
3-2-0		0-0-0		0-0-		AWAY		0-0-0		0-0-0		3-2-0
4-6-0		0-0-0		0-0-0		NEUTRAL		0-0-0		0-3-0		4-3-0
1-5-0		0-0-0		0-0-0		CONFERENCE		0-0-0		0-0-0		1-5-0
0-0-0		0-0-0		0-0-0		HOME		0-0-0		0-0-0		0-0-0
1-5-0		0-0-0		0-0-0		AWAY		0-0-0		0-0-0		1-5-0
0-0-0		0-0-0		0-0-0		NEUTRAL		0-0-0		0-0-0		0-0-0
RPI	S	Opponent	Score	RPI	S	Opponent	Score	RPI	S	Opponent	Score	
										132 N Saint Joseph's	5	7
										135 N Bucknell	0	9
										138 N LIU Brooklyn	1	2
										172 N Monmouth	2	6
										175 N Colgate	1	2
										177 A Harvard	0	2
										177 A Harvard	5	7
										177 A Harvard	2	6
										216 A Rhode Island	0	3
										235 A Georgetown	7	10
										269 N Alabama A&M	7	2
										274 A Quinnipiac	6	2
										274 A Quinnipiac	4	2
										275 A N.C. A&T	5	2
										277 N Lafayette	11	3
										284 N Rider	2	0
										286 N Howard	9	0
										289 A Cornell	4	5
										289 A Cornell	10	8
										289 A Cornell	3	4
										290 N La Salle	6	9
				LAST 10 GAMES								
				177 A Harvard	5	7	289 A Cornell	3	4			
				289 A Cornell	4	5	177 A Harvard	0	2			
				235 A Georgetown	7	10	274 A Quinnipiac	4	2			
				274 A Quinnipiac	6	2	289 A Cornell	10	8			
				177 A Harvard	2	6	216 A Rhode Island	0	3			

Non-Div. I Games:

Brown

Mississippi.

Mississippi Val.

Average RPI Win:	193	WON-LOST	WINNING	LAST 10	STRENGTH OF	OPP. STRENGTH	TEAM	ADJ	CONF.	ADJ CONF.				
Average RPI Loss:	182	RECORD	PCT. RANK	GAMES	SCHEDULE	OF SCHEDULE	RPI	RPI	RPI	RPI				
DIV. I ONLY		3-23-0	.11538	291	2-8-0	210	265	281	.35386	284	30	30		
DIV. I NON-CONF.		2-20-0	.09091	286	1-5-0	100	272	273	.38085	279	30	30		
<hr/>														
TOTALS	RPI 1-25	RPI 26-50		W-L RECORDS		RPI 51-100		RPI 101-150		RPI 150+				
3-23-0	0-1-0	0-0-0		OVERALL		1-4-0		0-3-0		2-15-0				
1-3-0	0-0-0	0-0-0		HOME		0-0-0		0-0-0		1-3-0				
2-12-0	0-0-0	0-0-0		AWAY		1-4-0		0-2-0		1-6-0				
0-8-0	0-1-0	0-0-0		NEUTRAL		0-0-0		0-1-0		0-6-0				
<hr/>														
2-20-0	0-1-0	0-0-0		NON-CONFERENCE		1-4-0		0-3-0		1-12-0				
0-0-0	0-0-0	0-0-0		HOME		0-0-0		0-0-0		0-0-0				
2-12-0	0-0-0	0-0-		AWAY		1-4-0		0-2-0		1-6-0				
0-8-0	0-1-0	0-0-0		NEUTRAL		0-0-0		0-1-0		0-6-0				
<hr/>														
1-3-0	0-0-0	0-0-0		CONFERENCE		0-0-0		0-0-0		1-3-0				
1-3-0	0-0-0	0-0-0		HOME		0-0-0		0-0-0		1-3-0				
0-0-0	0-0-0	0-0-0		AWAY		0-0-0		0-0-0		0-0-0				
0-0-0	0-0-0	0-0-0		NEUTRAL		0-0-0		0-0-0		0-0-0				
<hr/>														
RPI	S	Opponent	Score		RPI	S	Opponent	Score		RPI	S	Opponent	Score	
11	N	Tennessee	0	18						106	N	UIC	0	17
										107	A	Coastal Caro.	1	11
										107	A	Coastal Caro.	0	5
										162	N	Boston U.	0	8
										162	N	Boston U.	2	8
										163	A	Sacramento St.	0	6
										178	A	Pacific	1	11
										178	A	Pacific	3	5
										238	A	Penn	5	2
										257	N	Santa Clara	3	4
										257	N	Santa Clara	3	12
										263	A	Central Conn. St.	11	12
										263	A	Central Conn. St.	7	18
										268	H	Canisius	1	9
										268	H	Canisius	6	8
										269	N	Alabama A&M	1	5
										275	A	N.C. A&T	3	7
										276	H	Niagara	6	5
										276	H	Niagara	1	2
										282	N	Brown	0	2
<hr/>														
LAST 10 GAMES														
238	A	Penn	5	2	268	H	Canisius	6	8					
178	A	Pacific	1	11	276	H	Niagara	6	5					
276	H	Niagara	1	2	263	A	Central Conn. St.	7	18					
268	H	Canisius	1	9	263	A	Central Conn. St.	11	12					
88	A	Marshall	0	4	178	A	Pacific	3	5					

Non-Div. I Games:

Rider

Average RPI Win: 266		WON-LOST	WINNING	LAST 10	STRENGTH OF		OPP. STRENGTH	TEAM	ADJ	CONF.	ADJ CONF.
Average RPI Loss: 188		RECORD	PCT. RANK	GAMES	SCHEDULE		OF SCHEDULE	RPI	RPI	RPI	RPI
DIV. I ONLY		6-20-0	.23077	268	4-6-0		281	258	286	.34697	285
DIV. I NON-CONF.		3-15-0	.16667	267	1-1-0		266	251	285	.3595	283
TOTALS		RPI 1-25	RPI 26-50		W-L RECORDS		RPI 51-100		RPI 101-150		RPI 150+
6-20-0	0-0-0	0-0-0		OVERALL		0-4-0		0-1-0		6-15-0	
3-8-0	0-0-0	0-0-0		HOME		0-0-0		0-0-0		3-8-0	
1-3-0	0-0-0	0-0-0		AWAY		0-0-0		0-1-0		1-2-0	
2-9-0	0-0-0	0-0-0		NEUTRAL		0-4-0		0-0-0		2-5-0	
3-15-0	0-0-0	0-0-0		NON-CONFERENCE		0-4-0		0-1-0		3-10-0	
1-5-0	0-0-0	0-0-0		HOME		0-0-0		0-0-0		1-5-0	
0-1-0	0-0-0	0-0-0		AWAY		0-0-0		0-1-0		0-0-0	
2-9-0	0-0-0	0-0-0		NEUTRAL		0-4-0		0-0-0		2-5-0	
3-5-0	0-0-0	0-0-0		CONFERENCE		0-0-0		0-0-0		3-5-0	
2-3-0	0-0-0	0-0-0		HOME		0-0-0		0-0-0		2-3-0	
1-2-0	0-0-0	0-0-0		AWAY		0-0-0		0-0-0		1-2-0	
0-0-0	0-0-0	0-0-0		NEUTRAL		0-0-0		0-0-0		0-0-0	
RPI S	Opponent	Score	RPI S	Opponent	Score	RPI S	Opponent	Score	RPI S	Opponent	Score
						74 N	Bradley	3 11	146 A	Ga. Southern	1 4
						81 N	Purdue	0 5	152 N	Winthrop	1 7
						81 N	Purdue	1 10	152 N	Winthrop	1 6
						94 N	South Alabama	1 8	168 N	UT Martin	0 11
									170 H	Col. of Charleston	6 3
									170 H	Col. of Charleston	2 5
									198 H	Bethune-Cookman	4 8
									198 H	Bethune-Cookman	5 7
									198 H	Bethune-Cookman	0 7
									203 N	Saint Francis (PA)	1 7
									223 N	Tennessee St.	4 9
									266 H	Presbyterian	4 5
									267 N	Jackson St.	9 4
									269 H	Alabama A&M	6 9
									269 H	Alabama A&M	6 10
									269 H	Alabama A&M	0 1
									275 A	N.C. A&T	2 4
									275 A	N.C. A&T	1 8
									275 A	N.C. A&T	3 1
									294 H	UMES	4 3
									294 H	UMES	4 1
									295 N	Grambling	8 3
LAST 10 GAMES											
						275 A	N.C. A&T	3 1	266 H	Presbyterian	4 5
						275 A	N.C. A&T	1 8	223 N	Tennessee St.	4 9
						198 H	Bethune-Cookman	5 7	267 N	Jackson St.	9 4
						198 H	Bethune-Cookman	4 8	81 N	Purdue	1 10
						198 H	Bethune-Cookman	0 7	81 N	Purdue	0 5

Non-Div. I Games:

Savannah St.

Average RPI Win: 263		WON-LOST RECORD	WINNING PCT. RANK	LAST 10 GAMES	STRENGTH OF SCHEDULE	OPP. STRENGTH OF SCHEDULE	TEAM RPI	ADJ RPI	CONF. RPI	ADJ CONF. RPI		
Average RPI Loss: 221												
DIV. I ONLY		9-19-0	.32143	234	6-4-0	286	294	284	.34331	286	32	32
DIV. I NON-CONF.		3-17-0	.15	269	1-2-0	254	294	287	.34187	289	32	32
<hr/>												
TOTALS		RPI 1-25		RPI 26-50		W-L RECORDS		RPI 51-100		RPI 101-150		RPI 150+
9-19-0		0-0-0		0-0-0		OVERALL		0-0-0		1-2-0		8-17-0
6-4-0		0-0-0		0-0-0		HOME		0-0-0		0-1-0		6-3-0
2-6-0		0-0-0		0-0-0		AWAY		0-0-0		1-1-0		1-5-0
1-9-0		0-0-0		0-0-0		NEUTRAL		0-0-0		0-0-0		1-9-0
3-17-0		0-0-0		0-0-0		NON-CONFERENCE		0-0-0		1-2-0		2-15-0
2-3-0		0-0-0		0-0-0		HOME		0-0-0		0-1-0		2-2-0
1-5-0		0-0-0		0-0-		AWAY		0-0-0		1-1-0		0-4-0
0-9-0		0-0-0		0-0-0		NEUTRAL		0-0-0		0-0-0		0-9-0
6-2-0		0-0-0		0-0-0		CONFERENCE		0-0-0		0-0-0		6-2-0
4-1-0		0-0-0		0-0-0		HOME		0-0-0		0-0-0		4-1-0
1-1-0		0-0-0		0-0-0		AWAY		0-0-0		0-0-0		1-1-0
1-0-0		0-0-0		0-0-0		NEUTRAL		0-0-0		0-0-0		1-0-0
RPI	S	Opponent	Score	RPI	S	Opponent	Score	RPI	S	Opponent	Score	
										135 H	Bucknell	3 11
										145 A	UNCW	3 10
										145 A	UNCW	12 11
										156 N	Radford	4 15
										156 N	Radford	3 16
										157 A	George Washington	9 11
										157 A	George Washington	1 9
										177 N	Harvard	2 10
										184 N	Prairie View	1 7
										197 H	UMKC	4 3
										197 N	UMKC	0 7
										216 N	Rhode Island	0 8
										250 A	Alabama St.	4 5
										250 N	Alabama St.	1 10
										266 N	Presbyterian	1 9
										273 N	N.C. Central	4 3
										282 N	Brown	0 9
										287 H	Delaware St.	2 9
										287 H	Delaware St.	8 5
										287 H	Delaware St.	6 4
										293 H	Saint Peter's	5 3
										293 H	Saint Peter's	3 7
										294 A	UMES	7 5
										294 A	UMES	6 7
										295 H	Grambling	3 5
										296 A	Southern U.	3 6
										297 H	South Carolina St.	15 2
						LAST 10 GAMES						
						287 H	Delaware St.	2 9		177 N	Harvard	2 10
						287 H	Delaware St.	8 5		135 H	Bucknell	3 11
						287 H	Delaware St.	6 4		197 H	UMKC	4 3
						297 H	South Carolina St.	15 2		295 H	Grambling	3 5
						297 H	South Carolina St.	13 5		250 N	Alabama St.	1 10

Non-Div. I Games:

Howard

RPI	S	Opponent	Score
297	H	South Carolina St.	13 5

Howard

Average RPI Win: 269		WON-LOST	WINNING	LAST 10	STRENGTH OF		OPP. STRENGTH	TEAM	ADJ		CONF.	ADJ CONF.
Average RPI Loss: 226		RECORD	PCT. RANK	GAMES	SCHEDULE		OF SCHEDULE	RPI	RPI		RPI	RPI
DIV. I ONLY		6-18-0	.25	262	4-6-0		279	290	287		32	32
DIV. I NON-CONF.		2-14-0	.125	276	1-3-0		268	282	290		32	32
TOTALS		RPI 1-25	RPI 26-50		W-L RECORDS		RPI 51-100		RPI 101-150		RPI 150+	
6-18-0		0-0-0	0-0-0		OVERALL		0-1-0		0-1-0		6-16-0	
3-2-0		0-0-0	0-0-0		HOME		0-0-0		0-0-0		3-2-0	
1-6-0		0-0-0	0-0-0		AWAY		0-1-0		0-0-0		1-5-0	
2-10-0		0-0-0	0-0-0		NEUTRAL		0-0-0		0-1-0		2-9-0	
2-14-0		0-0-0	0-0-0		NON-CONFERENCE		0-1-0		0-1-0		2-12-0	
1-1-0		0-0-0	0-0-0		HOME		0-0-0		0-0-0		1-1-0	
0-4-0		0-0-0	0-0-		AWAY		0-1-0		0-0-0		0-3-0	
1-9-0		0-0-0	0-0-0		NEUTRAL		0-0-0		0-1-0		1-8-0	
4-4-0		0-0-0	0-0-0		CONFERENCE		0-0-0		0-0-0		4-4-0	
2-1-0		0-0-0	0-0-0		HOME		0-0-0		0-0-0		2-1-0	
1-2-0		0-0-0	0-0-0		AWAY		0-0-0		0-0-0		1-2-0	
1-1-0		0-0-0	0-0-0		NEUTRAL		0-0-0		0-0-0		1-1-0	
RPI S	Opponent	Score	RPI S	Opponent	Score	RPI S	Opponent	Score	RPI S	Opponent	Score	
						62 A	Liberty	0 20	135 N	Bucknell	4 11	
									174 N	Valparaiso	1 12	
									184 A	Prairie View	4 5	
									184 N	Prairie View	1 4	
									211 H	Fairfield	2 9	
									211 H	Fairfield	2 1	
									223 N	Tennessee St.	7 8	
									228 A	Hampton	0 9	
									228 A	Hampton	3 5	
									246 N	Wright St.	2 4	
									249 N	Norfolk St.	4 3	
									250 N	Alabama St.	5 9	
									253 N	Robert Morris	1 7	
									267 N	Jackson St.	1 9	
									273 N	N.C. Central	2 7	
									286 A	Howard	5 8	
									286 A	Howard	4 6	
									286 A	Howard	9 2	
									288 H	Coppin St.	4 3	
									288 H	Coppin St.	3 2	
									288 H	Coppin St.	2 3	
									293 N	Saint Peter's	5 6	
									293 N	Saint Peter's	6 5	
LAST 10 GAMES												
						286 A	Howard	9 2	184 N	Prairie View	1 4	
						286 A	Howard	5 8	228 A	Hampton	0 9	
						286 A	Howard	4 6	228 A	Hampton	3 5	
						223 N	Tennessee St.	7 8	135 N	Bucknell	4 11	
						267 N	Jackson St.	1 9	246 N	Wright St.	2 4	

Non-Div. I Games:

Delaware St.

[illegible]

Non-Div. I Games:

Coppin St.

Average RPI Win:	277	WON-LOST	WINNING	LAST 10	STRENGTH OF	OPP. STRENGTH	TEAM	ADJ	CONF.	ADJ CONF.			
Average RPI Loss:	222	RECORD	PCT. RANK	GAMES	SCHEDULE	OF SCHEDULE	RPI	RPI	RPI	RPI			
DIV. I ONLY		3-19-0	.13636	286	2-8-0	268	289	290	.3261	289	29	29	
DIV. I NON-CONF.		1-15-0	.0625	291	0-4-0	272	286	293	.31806	295	29	29	
<hr/>													
TOTALS	RPI 1-25	RPI 26-50		W-L RECORDS		RPI 51-100		RPI 101-150		RPI 150+			
3-19-0	0-0-0	0-0-0		OVERALL		0-0-0		0-2-0		3-17-0			
2-4-0	0-0-0	0-0-0		HOME		0-0-0		0-0-0		2-4-0			
0-3-0	0-0-0	0-0-0		AWAY		0-0-0		0-0-0		0-3-0			
1-12-0	0-0-0	0-0-0		NEUTRAL		0-0-0		0-2-0		1-10-0			
<hr/>													
1-15-0	0-0-0	0-0-0		NON-CONFERENCE		0-0-0		0-2-0		1-13-0			
0-0-0	0-0-0	0-0-0		HOME		0-0-0		0-0-0		0-0-0			
0-3-0	0-0-0	0-0-		AWAY		0-0-0		0-0-0		0-3-0			
1-12-0	0-0-0	0-0-0		NEUTRAL		0-0-0		0-2-0		1-10-0			
<hr/>													
2-4-0	0-0-0	0-0-0		CONFERENCE		0-0-0		0-0-0		2-4-0			
2-4-0	0-0-0	0-0-0		HOME		0-0-0		0-0-0		2-4-0			
0-0-0	0-0-0	0-0-0		AWAY		0-0-0		0-0-0		0-0-0			
0-0-0	0-0-0	0-0-0		NEUTRAL		0-0-0		0-0-0		0-0-0			
<hr/>													
RPI	S	Opponent	Score	RPI	S	Opponent	Score	RPI	S	Opponent	Score		
								121	N	East Carolina	0	10	
								121	N	East Carolina	1	11	
								159	N	South Dakota	0	6	
								206	A	Binghamton	1	10	
								206	A	Binghamton	7	8	
								214	A	George Mason	1	6	
								219	N	Sacred Heart	2	4	
								219	N	Sacred Heart	4	7	
								232	N	UMBC	0	10	
								236	H	Yale	5	12	
								236	H	Yale	1	10	
								236	H	Yale	5	15	
								237	N	Drexel	0	11	
								239	N	Detroit Mercy	0	5	
								262	N	Manhattan	1	8	
								262	N	Manhattan	9	11	
								262	N	Manhattan	2	6	
								268	N	Canisius	9	5	
								271	N	Siena	2	10	
								282	H	Brown	5	4	
282	H	Brown	4	3									
								282	H	Brown	8	10	
								LAST 10 GAMES					
				282 H Brown				5	4	236 H Yale		5	12
				236 H Yale				5	15	206 A Binghamton		7	8
				282 H Brown				4	3	282 H Brown		8	10
				206 A Binghamton				1	10	121 N East Carolina		0	10
				236 H Yale				1	10	219 N Sacred Heart		4	7

Non-Div. I Games:

Cornell

L
a
s
a
l
l
e

La Salle

Average RPI Win:	283	WON-LOST RECORD	WINNING PCT. RANK	LAST 10 GAMES	STRENGTH OF SCHEDULE	OPP. STRENGTH OF SCHEDULE	TEAM RPI	ADJ RPI	CONF. RPI	ADJ CONF. RPI		
DIV. I ONLY		4-17-0	.19048	272	2-8-0	284	277	291	.32291	291	26	26
DIV. I NON-CONF.		2-14-0	.125	276	0-5-0	291	269	294	.31522	296	26	26
<hr/>												
TOTALS	RPI 1-25	RPI 26-50		W-L RECORDS		RPI 51-100		RPI 101-150		RPI 150+		
4-17-0	0-0-0	0-0-0		OVERALL		0-2-0		0-4-0		4-11-0		
0-0-0	0-0-0	0-0-0		HOME		0-0-0		0-0-0		0-0-0		
2-8-0	0-0-0	0-0-0		AWAY		0-0-0		0-1-0		2-7-0		
2-9-0	0-0-0	0-0-0		NEUTRAL		0-2-0		0-3-0		2-4-0		
<hr/>												
2-14-0	0-0-0	0-0-0		NON-CONFERENCE		0-2-0		0-2-0		2-10-0		
0-0-0	0-0-0	0-0-0		HOME		0-0-0		0-0-0		0-0-0		
0-7-0	0-0-0	0-0-		AWAY		0-0-0		0-1-0		0-6-0		
2-7-0	0-0-0	0-0-0		NEUTRAL		0-2-0		0-1-0		2-4-0		
<hr/>												
2-3-0	0-0-0	0-0-0		CONFERENCE		0-0-0		0-2-0		2-1-0		
0-0-0	0-0-0	0-0-0		HOME		0-0-0		0-0-0		0-0-0		
2-1-0	0-0-0	0-0-0		AWAY		0-0-0		0-0-0		2-1-0		
0-2-0	0-0-0	0-0-0		NEUTRAL		0-0-0		0-2-0		0-0-0		
<hr/>												
RPI	S	Opponent	Score	RPI	S	Opponent	Score	RPI	S	Opponent	Score	
				66 N California 0 12				116 N Utah 1 14				
				66 N California 0 8				128 A Hawaii 2 11				
								148 N Massachusetts 1 5				
								148 N Massachusetts 4 5				
								212 N Bowling Green 2 10				
								212 N Bowling Green 0 21				
								228 A Hampton 7 8				
								240 A Youngstown St. 0 1				
								240 A Youngstown St. 1 5				
								249 A Norfolk St. 1 5				
								252 N Mt. St. Mary's 4 6				
								263 N Central Conn. St. 0 9				
								276 N Niagara 3 1				
								276 N Niagara 2 1				
								278 A Morehead St. 7 10				
								278 A Morehead St. 5 6				
								290 A La Salle 6 5				
								290 A La Salle 5 2				
								290 A La Salle 5 6				
				<hr/>								
LAST 10 GAMES												
212 N Bowling Green 2 10				148 N Massachusetts 4 5								
212 N Bowling Green 0 21				240 A Youngstown St. 1 5								
263 N Central Conn. St. 0 9				290 A La Salle 5 6								
249 A Norfolk St. 1 5				290 A La Salle 6 5								
290 A La Salle 5 2				240 A Youngstown St. 0 1								

Non-Div. I Games:

St. Bonaventure

Average RPI Win: 250		WON-LOST RECORD		WINNING PCT. RANK		LAST 10 GAMES		STRENGTH OF SCHEDULE		OPP. STRENGTH OF SCHEDULE		TEAM RPI		ADJ RPI		CONF. RPI		ADJ CONF. RPI	
DIV. I ONLY		1-20-0		.04762 296		1-9-0		253		280		293		.32221 292		31		31	
DIV. I NON-CONF.		0-14-0		0 293		0-3-0		260		252		295		.32129 292		31		31	
TOTALS		RPI 1-25		RPI 26-50		W-L RECORDS		RPI 51-100		RPI 101-150		RPI 150+							
1-20-0		0-0-0		0-0-0		OVERALL		0-2-0		0-2-0		1-16-0							
1-3-0		0-0-0		0-0-0		HOME		0-0-0		0-0-0		1-3-0							
0-9-0		0-0-0		0-0-0		AWAY		0-1-0		0-2-0		0-6-0							
0-8-0		0-0-0		0-0-0		NEUTRAL		0-1-0		0-0-0		0-7-0							
0-14-0		0-0-0		0-0-0		NON-CONFERENCE		0-2-0		0-2-0		0-10-0							
0-0-0		0-0-0		0-0-0		HOME		0-0-0		0-0-0		0-0-0							
0-6-0		0-0-0		0-0-		AWAY		0-1-0		0-2-0		0-3-0							
0-8-0		0-0-0		0-0-0		NEUTRAL		0-1-0		0-0-0		0-7-0							
1-6-0		0-0-0		0-0-0		CONFERENCE		0-0-0		0-0-0		1-6-0							
1-3-0		0-0-0		0-0-0		HOME		0-0-0		0-0-0		1-3-0							
0-3-0		0-0-0		0-0-0		AWAY		0-0-0		0-0-0		0-3-0							
0-0-0		0-0-0		0-0-0		NEUTRAL		0-0-0		0-0-0		0-0-0							
RPI	S	Opponent		Score	RPI	S	Opponent		Score	RPI	S	Opponent		Score	RPI	S	Opponent		Score
							57	N	Missouri St.	2	11		141	A	Northwestern St.	1	10		
							63	A	North Texas	1	9		141	A	Northwestern St.	0	4		
													179	N	Seton Hall	2	7		
													195	N	Creighton	0	10		
													195	N	Creighton	0	9		
													204	N	Houston Baptist	0	4		
													204	N	Houston Baptist	2	9		
													207	A	Central Ark.	0	8		
													207	A	Central Ark.	2	3		
													207	A	Central Ark.	6	15		
													210	N	La.-Monroe	2	12		
													250	H	Alabama St.	7	6		
													250	H	Alabama St.	1	9		
													250	H	Alabama St.	0	10		
													269	A	Alabama A&M	4	6		
													269	A	Alabama A&M	3	4		
													269	A	Alabama A&M	2	10		
													283	H	Mississippi Val.	3	7		
													288	N	Coppin St.	1	5		
LAST 10 GAMES																			
							283	H	Mississippi Val.	3	7		269	A	Alabama A&M	2	10		
							210	N	La.-Monroe	2	12		250	H	Alabama St.	1	9		
							288	N	Coppin St.	1	5		207	A	Central Ark.	0	8		
							57	N	Missouri St.	2	11		250	H	Alabama St.	0	10		
							207	A	Central Ark.	6	15		250	H	Alabama St.	7	6		

Non-Div. I Games: LSU-Alexandria 0 5 LSU-Alexandria 2 6

Ark.-Pine Bluff

Average RPI Win: 213		WON-LOST	WINNING	LAST 10	STRENGTH OF		OPP. STRENGTH	TEAM	ADJ		CONF.	ADJ CONF.	
Average RPI Loss: 229		RECORD	PCT. RANK	GAMES	SCHEDULE		OF SCHEDULE	RPI	RPI		RPI	RPI	
DIV. I ONLY		3-20-0	.13043	288	0-10-0		267	284	288	.32142	293	30	30
DIV. I NON-CONF.		3-19-0	.13636	273	0-10-0		283	288	292	.32062	293	30	30
TOTALS		RPI 1-25	RPI 26-50		W-L RECORDS		RPI 51-100		RPI 101-150		RPI 150+		
3-20-0	0-0-0	0-0-0		OVERALL		1-0-0		0-1-0		2-19-0			
0-3-0	0-0-0	0-0-0		HOME		0-0-0		0-0-0		0-3-0			
2-8-0	0-0-0	0-0-0		AWAY		1-0-0		0-0-0		1-8-0			
1-9-0	0-0-0	0-0-0		NEUTRAL		0-0-0		0-1-0		1-8-0			
3-19-0	0-0-0	0-0-0		NON-CONFERENCE		1-0-0		0-1-0		2-18-0			
0-2-0	0-0-0	0-0-0		HOME		0-0-0		0-0-0		0-2-0			
2-8-0	0-0-0	0-0-		AWAY		1-0-0		0-0-0		1-8-0			
1-9-0	0-0-0	0-0-0		NEUTRAL		0-0-0		0-1-0		1-8-0			
0-1-0	0-0-0	0-0-0		CONFERENCE		0-0-0		0-0-0		0-1-0			
0-1-0	0-0-0	0-0-0		HOME		0-0-0		0-0-0		0-1-0			
0-0-0	0-0-0	0-0-0		AWAY		0-0-0		0-0-0		0-0-0			
0-0-0	0-0-0	0-0-0		NEUTRAL		0-0-0		0-0-0		0-0-0			
RPI	S	Opponent	Score	RPI	S	Opponent	Score	RPI	S	Opponent	Score		
				65 A UNC Greensboro 4 2				124 N Towson	2	10			
								160 N Villanova	1	12			
								179 A Seton Hall	0	6			
								191 H Marist	3	13			
								200 N Delaware	3	4			
								216 N Rhode Island	0	8			
								219 N Sacred Heart	0	8			
								228 A Hampton	3	7			
								230 A Hartford	7	17			
								230 A Hartford	5	8			
								237 A Drexel	3	10			
								237 A Drexel	0	18			
								237 N Drexel	0	10			
								247 N Bryant	1	8			
								265 H Fairleigh Dickinson	0	9			
								265 H Fairleigh Dickinson	5	8			
								273 N N.C. Central	0	9			
								275 A N.C. A&T	3	8			
								286 A Howard	3	5			
								286 A Howard	7	3			
				287 N Delaware St.	5	6							
				287 N Delaware St.	6	5							
LAST 10 GAMES													
179 A Seton Hall 0 6				286 A Howard 7 3									
191 H Marist 3 13				237 A Drexel 3 10									
265 H Fairleigh Dickinson 5 8				230 A Hartford 7 17									
237 A Drexel 0 18				265 H Fairleigh Dickinson 0 9									
230 A Hartford 5 8				247 N Bryant 1 8									

Non-Div. I Games:

Saint Peter's

Average RPI Win: 294		WON-LOST RECORD	WINNING PCT. RANK		LAST 10 GAMES	STRENGTH OF SCHEDULE	OPP. STRENGTH OF SCHEDULE	TEAM RPI	ADJ RPI		CONF. RPI	ADJ CONF. RPI
Average RPI Loss: 238												
DIV. I ONLY		4-20-0	.16667	279	3-7-0	290	295	295	.30569	294	32	32
DIV. I NON-CONF.		0-11-0	0	293	0-2-0	244	285	296	.31987	294	32	32
<hr/>												
TOTALS		RPI 1-25		RPI 26-50		W-L RECORDS		RPI 51-100		RPI 101-150		RPI 150+
4-20-0		0-0-0		0-0-0		OVERALL		0-0-0		0-1-0		4-19-0
1-1-0		0-0-0		0-0-0		HOME		0-0-0		0-0-0		1-1-0
2-15-0		0-0-0		0-0-0		AWAY		0-0-0		0-1-0		2-14-0
1-4-0		0-0-0		0-0-0		NEUTRAL		0-0-0		0-0-0		1-4-0
0-11-0		0-0-0		0-0-0		NON-CONFERENCE		0-0-0		0-1-0		0-10-0
0-0-0		0-0-0		0-0-0		HOME		0-0-0		0-0-0		0-0-0
0-7-0		0-0-0		0-0-		AWAY		0-0-0		0-1-0		0-6-0
0-4-0		0-0-0		0-0-0		NEUTRAL		0-0-0		0-0-0		0-4-0
4-9-0		0-0-0		0-0-0		CONFERENCE		0-0-0		0-0-0		4-9-0
1-1-0		0-0-0		0-0-0		HOME		0-0-0		0-0-0		1-1-0
2-8-0		0-0-0		0-0-0		AWAY		0-0-0		0-0-0		2-8-0
1-0-0		0-0-0		0-0-0		NEUTRAL		0-0-0		0-0-0		1-0-0
RPI	S	Opponent	Score	RPI	S	Opponent	Score	RPI	S	Opponent	Score	
										147 A Gardner-Webb	1	9
										159 N South Dakota	2	13
										181 N Dayton	0	14
										199 N Mercer	0	14
										215 A Charleston So.	1	5
										215 A Charleston So.	2	10
										232 A UMBC	1	10
										232 A UMBC	3	11
										246 N Wright St.	5	8
										249 A Norfolk St.	0	10
										249 A Norfolk St.	3	7
										249 A Norfolk St.	1	8
										252 A Mt. St. Mary's	0	11
										252 A Mt. St. Mary's	0	5
										273 A N.C. Central	1	10
										273 A N.C. Central	0	8
										273 A N.C. Central	1	6
										285 A Savannah St.	3	4
										285 A Savannah St.	1	4
										286 H Howard	7	6
										286 H Howard	5	7
										297 A South Carolina St.	7	3
										297 A South Carolina St.	9	0
										297 N South Carolina St.	5	4
LAST 10 GAMES												
										273 A N.C. Central	1	10
										249 A Norfolk St.	0	10
										286 H Howard	7	6
										252 A Mt. St. Mary's	0	5
										232 A UMBC	3	11
										273 A N.C. Central	1	6

Non-Div. I Games:

UMES

Average RPI Win:	286	WON-LOST RECORD	WINNING PCT. RANK	LAST 10 GAMES	STRENGTH OF SCHEDULE	OPP. STRENGTH OF SCHEDULE	TEAM RPI	ADJ RPI	CONF. RPI	ADJ CONF. RPI									
Average RPI Loss:	249																		
DIV. I ONLY	4-13-0	.23529	266	4-6-0	295	297	294	.29357	295	31	31								
DIV. I NON-CONF.	2-3-0	.4	189	0-1-0	289	292	278	.37184	280	31	31								
<hr/>																			
TOTALS	RPI 1-25	RPI 26-50		W-L RECORDS		RPI 51-100		RPI 101-150		RPI 150+									
4-13-0	0-0-0	0-0-0		OVERALL		0-0-0		0-1-0		4-12-0									
0-5-0	0-0-0	0-0-0		HOME		0-0-0		0-1-0		0-4-0									
3-5-0	0-0-0	0-0-0		AWAY		0-0-0		0-0-0		3-5-0									
1-3-0	0-0-0	0-0-0		NEUTRAL		0-0-0		0-0-0		1-3-0									
<hr/>																			
2-3-0	0-0-0	0-0-0		NON-CONFERENCE		0-0-0		0-1-0		2-2-0									
0-1-0	0-0-0	0-0-0		HOME		0-0-0		0-1-0		0-0-0									
1-0-0	0-0-0	0-0-		AWAY		0-0-0		0-0-0		1-0-0									
1-2-0	0-0-0	0-0-0		NEUTRAL		0-0-0		0-0-0		1-2-0									
<hr/>																			
2-10-0	0-0-0	0-0-0		CONFERENCE		0-0-0		0-0-0		2-10-0									
0-4-0	0-0-0	0-0-0		HOME		0-0-0		0-0-0		0-4-0									
2-5-0	0-0-0	0-0-0		AWAY		0-0-0		0-0-0		2-5-0									
0-1-0	0-0-0	0-0-0		NEUTRAL		0-0-0		0-0-0		0-1-0									
<hr/>																			
RPI	S	Opponent	Score	RPI	S	Opponent	Score	RPI	S	Opponent	Score								
								141	H	Northwestern St.	3	7							
								197	N	UMKC	0	7							
								250	A	Alabama St.	1	3							
								250	A	Alabama St.	0	12							
								250	A	Alabama St.	3	5							
								250	A	Alabama St.	1	2							
								258	H	Alcorn	9	12							
								258	H	Alcorn	3	12							
								258	H	Alcorn	1	10							
								266	N	Presbyterian	2	1							
								267	N	Jackson St.	3	11							
								283	H	Mississippi Val.	6	10							
								285	N	Savannah St.	3	8							
								286	A	Howard	5	3							
								296	A	Southern U.	4	11							
								296	A	Southern U.	5	2							
								296	A	Southern U.	3	1							
								<hr/>											
								LAST 10 GAMES											
								250 A Alabama St.				3	5	250 A Alabama St.				0	12
267 N Jackson St.				3	11	296 A Southern U.				4	11								
286 A Howard				5	3	296 A Southern U.				3	1								
296 A Southern U.				5	2	141 H Northwestern St.				3	7								
258 H Alcorn				3	12	258 H Alcorn				9	12								
<hr/>																			
Non-Div. I Games:	Tuskegee	5	3	Texas Col.	13	1	Texas Col.	12	0	Lincoln (MO)	7	5							
	Langston	12	5	Texas Col.	15	2	Texas Col.	10	1	Clark Atlanta	10	2							

Non-Div. I Games:

Fort Valley St.

7

1

Lane

14

1

Grambling

G
r
a
m
b
l
i
n
gG
r
a
m
b
l
i
n
g

Average RPI Win: 280		WON-LOST RECORD		WINNING PCT. RANK		LAST 10 GAMES		STRENGTH OF SCHEDULE		OPP. STRENGTH OF SCHEDULE		TEAM RPI		ADJ RPI		CONF. RPI		ADJ CONF. RPI			
DIV. I ONLY		7-16-0		.30435 243		5-5-0		297		279		296		.28403 296		31		31			
DIV. I NON-CONF.		2-10-0		.16667 267		0-1-0		297		271		297		.26963 297		31		31			
TOTALS		RPI 1-25		RPI 26-50		W-L RECORDS		RPI 51-100		RPI 101-150		RPI 150+									
7-16-0		0-0-0		0-0-0		OVERALL		0-0-0		0-1-0		7-15-0									
5-4-0		0-0-0		0-0-0		HOME		0-0-0		0-0-0		5-4-0									
1-4-0		0-0-0		0-0-0		AWAY		0-0-0		0-1-0		1-3-0									
1-8-0		0-0-0		0-0-0		NEUTRAL		0-0-0		0-0-0		1-8-0									
2-10-0		0-0-0		0-0-0		NON-CONFERENCE		0-0-0		0-1-0		2-9-0									
1-1-0		0-0-0		0-0-0		HOME		0-0-0		0-0-0		1-1-0									
0-1-0		0-0-0		0-0-		AWAY		0-0-0		0-1-0		0-0-0									
1-8-0		0-0-0		0-0-0		NEUTRAL		0-0-0		0-0-0		1-8-0									
5-6-0		0-0-0		0-0-0		CONFERENCE		0-0-0		0-0-0		5-6-0									
4-3-0		0-0-0		0-0-0		HOME		0-0-0		0-0-0		4-3-0									
1-3-0		0-0-0		0-0-0		AWAY		0-0-0		0-0-0		1-3-0									
0-0-0		0-0-0		0-0-0		NEUTRAL		0-0-0		0-0-0		0-0-0									
RPI	S	Opponent		Score	RPI	S	Opponent		Score	RPI	S	Opponent		Score	RPI	S	Opponent		Score		
										120	A	Southern Miss.		0	11						
										184	A	Prairie View		1	5						
										234	N	Evansville		0	8						
										234	N	Evansville		2	4						
										234	N	Evansville		4	5						
										234	N	Evansville		1	3						
										250	H	Alabama St.		0	8						
										265	N	Fairleigh Dickinson		1	9						
										265	N	Fairleigh Dickinson		2	5						
										265	N	Fairleigh Dickinson		2	4						
										265	N	Fairleigh Dickinson		0	4						
										265	N	Fairleigh Dickinson		6	2						
										267	A	Jackson St.		4	1						
										267	A	Jackson St.		3	5						
										267	A	Jackson St.		3	5						
										273	H	N.C. Central		3	7						
										283	H	Mississippi Val.		2	1						
										283	H	Mississippi Val.		4	3						
										283	H	Mississippi Val.		5	1						
										286	H	Howard		6	3						
										295	H	Grambling		1	3						
										295	H	Grambling		11	4						
										295	H	Grambling		2	5						
LAST 10 GAMES																					
										267	A	Jackson St.		4	1	234	N	Evansville		1	3
										267	A	Jackson St.		3	5	295	H	Grambling		2	5
										267	A	Jackson St.		3	5	283	H	Mississippi Val.		5	1
										265	N	Fairleigh Dickinson		0	4	265	N	Fairleigh Dickinson		2	4
										234	N	Evansville		4	5	234	N	Evansville		0	8

Non-Div. I Games:

Southern U.

Average RPI Win:		0	WON-LOST		WINNING		LAST 10		STRENGTH OF		OPP. STRENGTH		TEAM		ADJ		CONF.		ADJ CONF.				
Average RPI Loss:		257	RECORD		PCT. RANK		GAMES		SCHEDULE		OF SCHEDULE		RPI		RPI		RPI		RPI				
DIV. I ONLY			0-27-0		0 297		0-10-0		296		296		297		.24421 297		32		32				
DIV. I NON-CONF.			0-10-0		0 293		0-2-0		177		296		291		.33202 291		32		32				
TOTALS		RPI 1-25		RPI 26-50		W-L RECORDS		RPI 51-100		RPI 101-150		RPI 150+											
0-27-0		0-0-0		0-0-0		OVERALL		0-0-0		0-2-0		0-25-0											
0-9-0		0-0-0		0-0-0		HOME		0-0-0		0-2-0		0-7-0											
0-12-0		0-0-0		0-0-0		AWAY		0-0-0		0-0-0		0-12-0											
0-6-0		0-0-0		0-0-0		NEUTRAL		0-0-0		0-0-0		0-6-0											
0-10-0		0-0-0		0-0-0		NON-CONFERENCE		0-0-0		0-2-0		0-8-0											
0-4-0		0-0-0		0-0-0		HOME		0-0-0		0-2-0		0-2-0											
0-3-0		0-0-0		0-0-		AWAY		0-0-0		0-0-0		0-3-0											
0-3-0		0-0-0		0-0-0		NEUTRAL		0-0-0		0-0-0		0-3-0											
0-17-0		0-0-0		0-0-0		CONFERENCE		0-0-0		0-0-0		0-17-0											
0-5-0		0-0-0		0-0-0		HOME		0-0-0		0-0-0		0-5-0											
0-9-0		0-0-0		0-0-0		AWAY		0-0-0		0-0-0		0-9-0											
0-3-0		0-0-0		0-0-0		NEUTRAL		0-0-0		0-0-0		0-3-0											
RPI	S	Opponent		Score		RPI	S	Opponent		Score		RPI	S	Opponent		Score							
												147 H Gardner-Webb						0	10				
												147 H Gardner-Webb						0	10				
												199 N Mercer						2	14				
												228 A Hampton						0	8				
												228 A Hampton						2	13				
												228 A Hampton						2	11				
												237 N Drexel						1	9				
												246 N Wright St.						0	9				
												249 A Norfolk St.						0	3				
												266 H Presbyterian						1	11				
												266 H Presbyterian						1	12				
												273 A N.C. Central						1	16				
												273 A N.C. Central						0	3				
												273 A N.C. Central						0	12				
												275 H N.C. A&T						0	4				
												275 H N.C. A&T						0	6				
												275 H N.C. A&T						0	6				
												280 A Morgan St.						4	12				
												280 A Morgan St.						4	12				
												280 N Morgan St.						0	8				
												280 N Morgan St.						3	11				
						LAST 10 GAMES						286 A Howard						5	13				
						273 A N.C. Central						1	16	286 A Hampton						2	15		
						275 H N.C. A&T						0	6	280 N Morgan St.						0	8		
						288 A Coppin St.						2	10	294 N UMES						4	5		
						286 A Howard						2	15	228 A Hampton						0	8		
						286 A Howard						5	13	273 A N.C. Central						0	12		
												286 A Hampton						0	8				
												294 H UMES						0	9				
												294 H UMES						3	7				
												294 N UMES						4	5				

Non-Div. I Games:

South Carolina St.