

Average RPI Win:		73	WON-LOST RECORD		WINNING PCT. RANK		LAST 10 GAMES		STRENGTH OF SCHEDULE		OPP. STRENGTH OF SCHEDULE		TEAM RPI		ADJ RPI		CONF. RPI		ADJ CONF. RPI										
DIV. I ONLY			32-3-0		.91429		4		8-2-0		7		15		1		.71848		1		5		5						
DIV. I NON-CONF.			27-2-0		.93103		3		3-1-0		3		19		1		.72061		1		4		4						
TOTALS		RPI 1-25				RPI 26-50				W-L RECORDS				RPI 51-100				RPI 101-150				RPI 150+							
32-3-0		8-2-0				4-0-0				OVERALL				13-1-0				2-0-0				5-0-0							
18-1-0		2-1-0				0-0-0				HOME				11-0-0				2-0-0				3-0-0							
5-2-0		2-1-0				2-0-0				AWAY				1-1-0				0-0-0				0-0-0							
9-0-0		4-0-0				2-0-0				NEUTRAL				1-0-0				0-0-0				2-0-0							
27-2-0		6-1-0				4-0-0				NON-CONFERENCE				10-1-0				2-0-0				5-0-0							
13-0-0		0-0-0				0-0-0				HOME				8-0-0				2-0-0				3-0-0							
5-2-0		2-1-0				2-0-				AWAY				1-1-0				0-0-0				0-0-0							
9-0-0		4-0-0				2-0-0				NEUTRAL				1-0-0				0-0-0				2-0-0							
5-1-0		2-1-0				0-0-0				CONFERENCE				3-0-0				0-0-0				0-0-0							
5-1-0		2-1-0				0-0-0				HOME				3-0-0				0-0-0				0-0-0							
0-0-0		0-0-0				0-0-0				AWAY				0-0-0				0-0-0				0-0-0							
0-0-0		0-0-0				0-0-0				NEUTRAL				0-0-0				0-0-0				0-0-0							
RPI	S	Opponent				Score				RPI	S	Opponent				Score				RPI	S	Opponent				Score			
2	N	Oklahoma				7 4				32	N	Ohio St.				3 1				58	A	Grand Canyon				3 5			
5	N	LSU				9 1				39	A	UCF				9 3				58	A	Grand Canyon				11 1			
7	A	Arizona				5 3				39	A	UCF				2 1				60	H	Lipscomb				13 0			
7	A	Arizona				4 3				48	N	Louisiana Tech				4 0				60	H	Lipscomb				14 2			
7	A	Arizona				3 11														62	H	NC State				8 6			
9	N	Tennessee				5 2														62	H	NC State				9 0			
10	N	Minnesota				17 6														62	H	NC State				8 0			
21	H	Notre Dame				11 1														69	H	Iowa St.				1 0			
21	H	Notre Dame				4 7														69	H	Iowa St.				5 0			
21	H	Notre Dame				5 0														71	H	North Florida				9 1			
																				75	N	Fla. Atlantic				10 5			
																				89	H	Elon				15 1			
																				95	H	South Alabama				4 1			
																				98	H	UNC Greensboro				8 0			
LAST 10 GAMES																													
																				168	H	Florida A&M				8 0			
																				21	H	Notre Dame				5 0			
																				21	H	Notre Dame				4 7			
																				21	H	Notre Dame				11 1			
																				7	A	Arizona				4 3			

Average RPI Win:	78	WON-LOST	WINNING	LAST 10	STRENGTH OF	OPP. STRENGTH	TEAM	ADJ	CONF.	ADJ CONF.					
Average RPI Loss:	2	RECORD	PCT. RANK	GAMES	SCHEDULE	OF SCHEDULE	RPI	RPI	RPI	RPI					
DIV. I ONLY		29-2-0	.93548	3	10-0-0	12	13	2	.71551	2	3	3			
DIV. I NON-CONF.		26-2-0	.92857	5	7-0-0	27	9	3	.69739	3	3	3			
<hr/>															
TOTALS	RPI 1-25	RPI 26-50		W-L RECORDS		RPI 51-100		RPI 101-150		RPI 150+					
29-2-0	10-2-0	2-0-0		OVERALL		7-0-0		6-0-0		4-0-0					
8-0-0	3-0-0	2-0-0		HOME		2-0-0		1-0-0		0-0-0					
6-0-0	3-0-0	0-0-0		AWAY		2-0-0		1-0-0		0-0-0					
15-2-0	4-2-0	0-0-0		NEUTRAL		3-0-0		4-0-0		4-0-0					
26-2-0	7-2-0	2-0-0		NON-CONFERENCE		7-0-0		6-0-0		4-0-0					
8-0-0	3-0-0	2-0-0		HOME		2-0-0		1-0-0		0-0-0					
3-0-0	0-0-0	0-0-		AWAY		2-0-0		1-0-0		0-0-0					
15-2-0	4-2-0	0-0-0		NEUTRAL		3-0-0		4-0-0		4-0-0					
3-0-0	3-0-0	0-0-0		CONFERENCE		0-0-0		0-0-0		0-0-0					
0-0-0	0-0-0	0-0-0		HOME		0-0-0		0-0-0		0-0-0					
3-0-0	3-0-0	0-0-0		AWAY		0-0-0		0-0-0		0-0-0					
0-0-0	0-0-0	0-0-0		NEUTRAL		0-0-0		0-0-0		0-0-0					
<hr/>															
RPI S	Opponent	Score		RPI S	Opponent	Score		RPI S	Opponent	Score		RPI S	Opponent	Score	
1 N	Florida St.	4	7	26 H	Drake	5	2	56 H	North Texas	8	0	104 N	Syracuse	6	0
3 N	UCLA	1	7	40 H	Oregon St.	3	0	58 A	Grand Canyon	7	1	104 N	Syracuse	9	1
7 N	Arizona	2	1					58 H	Grand Canyon	1	0	114 N	San Diego St.	9	0
12 N	Kentucky	9	1					59 N	Cal St. Fullerton	9	1	118 H	McNeese	6	1
15 H	Northwestern	7	0					66 A	Loyola Marymount	14	0	129 N	Hofstra	17	3
15 H	Northwestern	8	0					74 N	BYU	5	0	130 A	CSUN	11	0
16 A	Texas Tech	8	3					75 N	Fla. Atlantic	4	0	175 N	Charlotte	13	0
16 A	Texas Tech	13	1									233 N	UC Santa Barbara	8	0
16 A	Texas Tech	5	1									233 N	UC Santa Barbara	12	1
20 N	Illinois	11	1									246 N	Dartmouth	10	0
21 N	Notre Dame	6	2												
24 H	Louisiana	9	1												
<hr/>															
LAST 10 GAMES															
16 A	Texas Tech	13	1	130 A	CSUN	11	0								
16 A	Texas Tech	8	3	246 N	Dartmouth	10	0								
16 A	Texas Tech	5	1	233 N	UC Santa Barbara	12	1								
56 H	North Texas	8	0	66 A	Loyola Marymount	14	0								
20 N	Illinois	11	1	15 H	Northwestern	8	0								

Non-Div. I Games:

Oklahoma

Average RPI Win:	91	WON-LOST RECORD	WINNING PCT. RANK	LAST 10 GAMES	STRENGTH OF SCHEDULE	OPP. STRENGTH OF SCHEDULE	TEAM RPI	ADJ RPI	CONF. RPI	ADJ CONF. RPI	
25											
DIV. I ONLY	27-1-0	.96429	2	10-0-0	18	17	3	.70214	3	2	2
DIV. I NON-CONF.	24-1-0	.96	2	7-0-0	44	31	5	.68096	6	2	2
<hr/>											
TOTALS	RPI 1-25	RPI 26-50		W-L RECORDS	RPI 51-100		RPI 101-150		RPI 150+		
27-1-0	8-1-0	2-0-0		OVERALL	7-0-0		4-0-0		6-0-0		
7-0-0	1-0-0	0-0-0		HOME	4-0-0		1-0-0		1-0-0		
6-0-0	3-0-0	0-0-0		AWAY	1-0-0		2-0-0		0-0-0		
14-1-0	4-1-0	2-0-0		NEUTRAL	2-0-0		1-0-0		5-0-0		
24-1-0	5-1-0	2-0-0		NON-CONFERENCE	7-0-0		4-0-0		6-0-0		
7-0-0	1-0-0	0-0-0		HOME	4-0-0		1-0-0		1-0-0		
3-0-0	0-0-0	0-0-		AWAY	1-0-0		2-0-0		0-0-0		
14-1-0	4-1-0	2-0-0		NEUTRAL	2-0-0		1-0-0		5-0-0		
3-0-0	3-0-0	0-0-0		CONFERENCE	0-0-0		0-0-0		0-0-0		
0-0-0	0-0-0	0-0-0		HOME	0-0-0		0-0-0		0-0-0		
3-0-0	3-0-0	0-0-0		AWAY	0-0-0		0-0-0		0-0-0		
0-0-0	0-0-0	0-0-0		NEUTRAL	0-0-0		0-0-0		0-0-0		
RPI S	Opponent	Score		RPI S	Opponent	Score		RPI S	Opponent	Score	
2 N	Oklahoma	7	1	33 N	Missouri	11	3	57 H	Fresno St.	8	0
4 A	Washington	15	6	36 N	Colorado St.	3	0	110 H	UC Riverside	17	3
4 A	Washington	3	0					57 N	Fresno St.	8	2
4 A	Washington	4	2					66 H	Loyola Marymount	3	1
8 N	Florida	7	1					74 H	BYU	8	2
8 N	Florida	4	0					81 A	Long Beach St.	5	3
12 N	Kentucky	12	4					82 H	Liberty	4	3
14 H	Ole Miss	4	0					88 N	UT Arlington	2	1
25 N	Michigan	1	3								
										</	

Non-Div. I Games:

UCLA

Average RPI Win:	70	WON-LOST RECORD	WINNING PCT. RANK	LAST 10 GAMES	STRENGTH OF SCHEDULE	OPP. STRENGTH OF SCHEDULE	TEAM RPI	ADJ RPI	CONF. RPI	ADJ CONF. RPI					
Average RPI Loss:	11														
DIV. I ONLY		24-6-0	.8	19	7-3-0	2	7	5	.70178	4	2	2			
DIV. I NON-CONF.		22-3-0	.88	9	5-0-0	4	13	2	.70867	2	2	2			
<hr/>															
TOTALS	RPI 1-25			RPI 26-50	W-L RECORDS		RPI 51-100		RPI 101-150		RPI 150+				
24-6-0	4-6-0			10-0-0	OVERALL		4-0-0		1-0-0		5-0-0				
5-3-0	0-3-0			1-0-0	HOME		1-0-0		0-0-0		3-0-0				
3-0-0	0-0-0			2-0-0	AWAY		1-0-0		0-0-0		0-0-0				
16-3-0	4-3-0			7-0-0	NEUTRAL		2-0-0		1-0-0		2-0-0				
22-3-0	4-3-0			8-0-0	NON-CONFERENCE		4-0-0		1-0-0		5-0-0				
5-0-0	0-0-0			1-0-0	HOME		1-0-0		0-0-0		3-0-0				
1-0-0	0-0-0			0-0-	AWAY		1-0-0		0-0-0		0-0-0				
16-3-0	4-3-0			7-0-0	NEUTRAL		2-0-0		1-0-0		2-0-0				
2-3-0	0-3-0			2-0-0	CONFERENCE		0-0-0		0-0-0		0-0-0				
0-3-0	0-3-0			0-0-0	HOME		0-0-0		0-0-0		0-0-0				
2-0-0	0-0-0			2-0-0	AWAY		0-0-0		0-0-0		0-0-0				
0-0-0	0-0-0			0-0-0	NEUTRAL		0-0-0		0-0-0		0-0-0				
<hr/>															
RPI S	Opponent	Score		RPI S	Opponent	Score		RPI S	Opponent	Score					
3 H	UCLA	2	4	27 N	Arkansas	3	2	52 H	Seattle U	1	0	116 N	Duke	4	1
3 H	UCLA	0	3	28 N	Mississippi St.	7	5	59 A	Cal St. Fullerton	2	0	164 H	Northern Ill.	8	0
3 H	UCLA	6	15	32 H	Ohio St.	3	0	59 N	Cal St. Fullerton	1	0	164 N	Northern Ill.	2	0
8 N	Florida	0	1	33 N	Missouri	6	3	82 N	Liberty	6	0	172 N	Cal Poly	4	2
12 N	Kentucky	4	2	35 N	North Carolina	9	1					183 H	Idaho St.	8	0
15 N	Northwestern	3	1	39 N	UCF	3	1					183 H	Idaho St.	6	0
16 N	Texas Tech	4	1	43 A	Oregon	6	3								
17 N	Auburn	8	6	43 A	Oregon	14	2								
21 N	Notre Dame	2	3	47 N	North Dakota St.	5	3								
25 N	Michigan	2	4	49 N	Baylor	8	2								
<hr/>															
LAST 10 GAMES															
43 A	Oregon	14	2	52 H	Seattle U	1	0								
43 A	Oregon	6	3	183 H	Idaho St.	8	0								
3 H	UCLA	6	15	164 N	Northern Ill.	2	0								
3 H	UCLA	2	4	183 H	Idaho St.	6	0								
3 H	UCLA	0	3	164 H	Northern Ill.	8	0								

Non-Div. I Games:

Washington

Average RPI Win: 66		WON-LOST RECORD		WINNING PCT. RANK		LAST 10 GAMES		STRENGTH OF SCHEDULE		OPP. STRENGTH OF SCHEDULE		TEAM RPI		ADJ RPI		CONF. RPI		ADJ CONF. RPI			
Average RPI Loss: 25		28-6-0		.82353 14		8-2-0		1		14		4		.69916 5		1		1			
DIV. I ONLY		21-4-0		.84 15		2-0-0		10		14		4		.68446 5		1		1			
DIV. I NON-CONF.																					
TOTALS		RPI 1-25		RPI 26-50		W-L RECORDS		RPI 51-100		RPI 101-150		RPI 150+									
28-6-0		8-3-0		6-3-0		OVERALL		7-0-0		5-0-0		2-0-0									
19-3-0		6-2-0		0-1-0		HOME		7-0-0		5-0-0		1-0-0									
6-1-0		0-0-0		5-1-0		AWAY		0-0-0		0-0-0		1-0-0									
3-2-0		2-1-0		1-1-0		NEUTRAL		0-0-0		0-0-0		0-0-0									
21-4-0		6-2-0		1-2-0		NON-CONFERENCE		7-0-0		5-0-0		2-0-0									
17-2-0		4-1-0		0-1-0		HOME		7-0-0		5-0-0		1-0-0									
1-0-0		0-0-0		0-0-		AWAY		0-0-0		0-0-0		1-0-0									
3-2-0		2-1-0		1-1-0		NEUTRAL		0-0-0		0-0-0		0-0-0									
7-2-0		2-1-0		5-1-0		CONFERENCE		0-0-0		0-0-0		0-0-0									
2-1-0		2-1-0		0-0-0		HOME		0-0-0		0-0-0		0-0-0									
5-1-0		0-0-0		5-1-0		AWAY		0-0-0		0-0-0		0-0-0									
0-0-0		0-0-0		0-0-0		NEUTRAL		0-0-0		0-0-0		0-0-0									
RPI	S	Opponent		Score		RPI	S	Opponent		Score		RPI	S	Opponent		Score					
1	N	Florida St.		1	9	32	N	Ohio St.		7	2	53	H	Troy		11	0				
6	N	Texas		7	1	34	H	Indiana		3	7	55	H	SFA		6	0				
8	H	Florida		8	0	42	A	Georgia		6	4	55	H	SFA		13	3				
8	H	Florida		3	4	42	A	Georgia		11	4	72	H	Memphis		4	0				
8	H	Florida		3	2	42	A	Georgia		7	4	85	H	Iowa		9	0				
13	N	Oklahoma St.		3	1	43	N	Oregon		5	8	85	H	Iowa		16	1				
18	H	Stanford		5	7	44	A	Texas A&M		5	6	96	H	Illinois St.		6	2				
22	H	Tulsa		11	0	44	A	Texas A&M		17	3										
22	H	Tulsa		19	1	44	A	Texas A&M		7	0										
25	H	Michigan		2	1																
25	H	Michigan		2	0																
LAST 10 GAMES																					
42 A Georgia						7	4	8 H Florida						8	0						
42 A Georgia						6	4	8 H Florida						3	4						
42 A Georgia						11	4	53 H Troy						11	0						
167 H Lamar University						4	1	44 A Texas A&M						5	6						
8 H Florida						3	2	44 A Texas A&M						7	0						

Non-Div. I Games:

LSU

Average RPI Win:	85	WON-LOST RECORD	WINNING PCT. RANK	LAST 10 GAMES	STRENGTH OF SCHEDULE	OPP. STRENGTH OF SCHEDULE	TEAM RPI	ADJ RPI	CONF. RPI	ADJ CONF. RPI				
DIV. I ONLY		29-6-0	.82857	12	8-2-0	10	16	6	.69461	6	3	3		
DIV. I NON-CONF.		26-6-0	.8125	21	5-2-0	11	11	6	.69087	4	3	3		
<hr/>														
TOTALS	RPI 1-25	RPI 26-50		W-L RECORDS		RPI 51-100		RPI 101-150		RPI 150+				
29-6-0	8-4-0	2-2-0		OVERALL		11-0-0		2-0-0		6-0-0				
19-2-0	6-2-0	0-0-0		HOME		6-0-0		2-0-0		5-0-0				
3-2-0	1-1-0	1-1-0		AWAY		1-0-0		0-0-0		0-0-0				
7-2-0	1-1-0	1-1-0		NEUTRAL		4-0-0		0-0-0		1-0-0				
26-6-0	8-4-0	2-2-0		NON-CONFERENCE		8-0-0		2-0-0		6-0-0				
16-2-0	6-2-0	0-0-0		HOME		3-0-0		2-0-0		5-0-0				
3-2-0	1-1-0	1-0-		AWAY		1-0-0		0-0-0		0-0-0				
7-2-0	1-1-0	1-1-0		NEUTRAL		4-0-0		0-0-0		1-0-0				
3-0-0	0-0-0	0-0-0		CONFERENCE		3-0-0		0-0-0		0-0-0				
3-0-0	0-0-0	0-0-0		HOME		3-0-0		0-0-0		0-0-0				
0-0-0	0-0-0	0-0-0		AWAY		0-0-0		0-0-0		0-0-0				
0-0-0	0-0-0	0-0-0		NEUTRAL		0-0-0		0-0-0		0-0-0				
RPI	S	Opponent	Score		RPI	S	Opponent	Score		RPI	S	Opponent	Score	
5	N	LSU	1	7	29	A	Arizona St.	11	4	60	A	Lipscomb	5	0
9	A	Tennessee	5	9	29	A	Arizona St.	6	9	63	H	Sam Houston St.	9	1
9	A	Tennessee	2	0	46	N	Wisconsin	1	3	68	N	California	10	0
10	H	Minnesota	1	4	46	N	Wisconsin	5	1	69	H	Iowa St.	6	1
10	H	Minnesota	5	3						69	H	Iowa St.	7	2
10	H	Minnesota	1	3						69	H	Iowa St.	11	0
12	N	Kentucky	4	3						70	H	Longwood	8	0
14	H	Ole Miss	7	0						70	H	Longwood	9	1
14	H	Ole Miss	3	2						74	N	BYU	14	0
22	H	Tulsa	9	1						74	N	BYU	3	0
22	H	Tulsa	2	0						75	N	Fla. Atlantic	5	1
23	H	Boise St.	8	0										
					LAST 10 GAMES									
					120	H	Boston College	9	1	69	H	Iowa St.	11	0
					165	H	Northwestern St.	7	2	60	A	Lipscomb	5	0
					70	H	Longwood	9	1	9	A	Tennessee	2	0
					69	H	Iowa St.	7	2	74	N	BYU	3	0
					69	H	Iowa St.	6	1	74	N	BYU	14	0

Non-Div. I Games:

Texas

Average RPI Win:		64	WON-LOST RECORD		WINNING PCT. RANK		LAST 10 GAMES		STRENGTH OF SCHEDULE		OPP. STRENGTH OF SCHEDULE		TEAM RPI		ADJ RPI		CONF. RPI		ADJ CONF. RPI	
DIV. I ONLY			24-7-0		.77419 21		8-2-0		11		1		8		.67536 7		2		2	
DIV. I NON-CONF.			18-7-0		.72 44		2-2-0		5		1		9		.66463 9		2		2	
TOTALS		RPI 1-25		RPI 26-50		W-L RECORDS		RPI 51-100		RPI 101-150		RPI 150+								
24-7-0		5-5-0		9-1-0		OVERALL		5-1-0		4-0-0		1-0-0								
13-4-0		3-3-0		5-1-0		HOME		1-0-0		4-0-0		0-0-0								
6-0-0		0-0-0		4-0-0		AWAY		2-0-0		0-0-0		0-0-0								
5-3-0		2-2-0		0-0-0		NEUTRAL		2-1-0		0-0-0		1-0-0								
18-7-0		5-5-0		3-1-0		NON-CONFERENCE		5-1-0		4-0-0		1-0-0								
10-4-0		3-3-0		2-1-0		HOME		1-0-0		4-0-0		0-0-0								
3-0-0		0-0-0		1-0-		AWAY		2-0-0		0-0-0		0-0-0								
5-3-0		2-2-0		0-0-0		NEUTRAL		2-1-0		0-0-0		1-0-0								
6-0-0		0-0-0		6-0-0		CONFERENCE		0-0-0		0-0-0		0-0-0								
3-0-0		0-0-0		3-0-0		HOME		0-0-0		0-0-0		0-0-0								
3-0-0		0-0-0		3-0-0		AWAY		0-0-0		0-0-0		0-0-0								
0-0-0		0-0-0		0-0-0		NEUTRAL		0-0-0		0-0-0		0-0-0								
RPI	S	Opponent		Score		RPI	S	Opponent		Score		RPI	S	Opponent		Score				
1	H	Florida St.		11	3	26	H	Drake		4	0	59	H	Cal St. Fullerton		6	0			
1	H	Florida St.		3	5	26	H	Drake		9	4	62	N	NC State		1	4			
1	H	Florida St.		3	4	38	A	South Fla.		4	1	81	N	Long Beach St.		12	3			
2	N	Oklahoma		1	2	38	H	South Fla.		1	4	86	A	New Mexico St.		11	1			
8	N	Florida		2	3	40	A	Oregon St.		11	4	86	A	New Mexico St.		11	3			
10	H	Minnesota		2	0	40	A	Oregon St.		9	1	96	N	Illinois St.		9	1			
11	H	Alabama		1	6	40	A	Oregon St.		4	0									
13	N	Oklahoma St.		3	0	43	H	Oregon		8	3									
19	H	James Madison		8	6	43	H	Oregon		8	0									
25	N	Michigan		2	1	43	H	Oregon		8	0									
LAST 10 GAMES																				
233	N	UC Santa Barbara		9	1	43	H	Oregon		8	3									
86	A	New Mexico St.		11	1	43	H	Oregon		8	0									
40	A	Oregon St.		4	0	43	H	Oregon		8	0									
40	A	Oregon St.		11	4	1	H	Florida St.		3	4									
40	A	Oregon St.		9	1	1	H	Florida St.		11	3									

Non-Div. I Games:

Arizona

Average RPI Win:		91	WON-LOST RECORD		WINNING PCT. RANK	LAST 10 GAMES		STRENGTH OF SCHEDULE		OPP. STRENGTH OF SCHEDULE	TEAM RPI	ADJ RPI	CONF. RPI	ADJ CONF. RPI			
Average RPI Loss:		6															
DIV. I ONLY			27-6-0		.81818	16	6-4-0		16	2	9	.67235	8	1	1		
DIV. I NON-CONF.			25-2-0		.92593	6	4-0-0		56	5	7	.66898	7	1	1		
TOTALS		RPI 1-25		RPI 26-50		W-L RECORDS		RPI 51-100		RPI 101-150		RPI 150+					
27-6-0		6-6-0		4-0-0		OVERALL		6-0-0		5-0-0		6-0-0					
12-2-0		2-2-0		1-0-0		HOME		3-0-0		2-0-0		4-0-0					
4-2-0		1-2-0		2-0-0		AWAY		0-0-0		0-0-0		1-0-0					
11-2-0		3-2-0		1-0-0		NEUTRAL		3-0-0		3-0-0		1-0-0					
25-2-0		4-2-0		4-0-0		NON-CONFERENCE		6-0-0		5-0-0		6-0-0					
11-0-0		1-0-0		1-0-0		HOME		3-0-0		2-0-0		4-0-0					
3-0-0		0-0-0		2-0-		AWAY		0-0-0		0-0-0		1-0-0					
11-2-0		3-2-0		1-0-0		NEUTRAL		3-0-0		3-0-0		1-0-0					
2-4-0		2-4-0		0-0-0		CONFERENCE		0-0-0		0-0-0		0-0-0					
1-2-0		1-2-0		0-0-0		HOME		0-0-0		0-0-0		0-0-0					
1-2-0		1-2-0		0-0-0		AWAY		0-0-0		0-0-0		0-0-0					
0-0-0		0-0-0		0-0-0		NEUTRAL		0-0-0		0-0-0		0-0-0					
RPI	S	Opponent		Score		RPI	S	Opponent		Score		RPI	S	Opponent		Score	
3	N	UCLA		1	7	29	A	Arizona St.		7	2	62	N	NC State		2	1
3	N	UCLA		0	4	38	A	South Fla.		7	1	71	H	North Florida		3	1
4	N	Washington		1	0	39	H	UCF		5	0	96	H	Illinois St.		10	2
5	A	LSU		4	3	43	N	Oregon		2	1	96	H	Illinois St.		7	0
5	A	LSU		0	8							96	N	Illinois St.		2	1
5	A	LSU		2	3							96	N	Illinois St.		15	0
7	N	Arizona		3	2												
9	H	Tennessee		8	0												
9	H	Tennessee		0	3												
9	H	Tennessee		1	9												
10	H	Minnesota		2	0												
25	N	Michigan		6	0												
LAST 10 GAMES																	
192	H	Mercer		9	3	5	A	LSU		4	3						
192	H	Mercer		10	2	39	H	UCF		5	0						
10	H	Minnesota		2	0	9	H	Tennessee		8	0						
5	A	LSU		2	3	9	H	Tennessee		0	3						
5	A	LSU		0	8	9	H	Tennessee		1	9						

Non-Div. I Games:

Florida

Average RPI Win:	90	WON-LOST	WINNING	LAST 10	STRENGTH OF	OPP. STRENGTH	TEAM	ADJ	CONF.	ADJ CONF.		
Average RPI Loss:	15	RECORD	PCT. RANK	GAMES	SCHEDULE	OF SCHEDULE	RPI	RPI	RPI	RPI		
DIV. I ONLY		22-9-0	.70968	40	8-2-0	5	6	11	.66937	10	4	4
DIV. I NON-CONF.		19-9-0	.67857	61	5-2-0	2	3	10	.66576	8	5	5

TOTALS	RPI 1-25	RPI 26-50		W-L RECORDS		RPI 51-100		RPI 101-150		RPI 150+		
22-9-0	4-8-0	6-0-0		OVERALL		6-1-0		1-0-0		5-0-0		
0-0-0	0-0-0	0-0-0		HOME		0-0-0		0-0-0		0-0-0		
8-5-0	2-5-0	3-0-0		AWAY		3-0-0		0-0-0		0-0-0		
14-4-0	2-3-0	3-0-0		NEUTRAL		3-1-0		1-0-0		5-0-0		
19-9-0	4-8-0	6-0-0		NON-CONFERENCE		3-1-0		1-0-0		5-0-0		
0-0-0	0-0-0	0-0-0		HOME		0-0-0		0-0-0		0-0-0		
5-5-0	2-5-0	3-0-		AWAY		0-0-0		0-0-0		0-0-0		
14-4-0	2-3-0	3-0-0		NEUTRAL		3-1-0		1-0-0		5-0-0		
3-0-0	0-0-0	0-0-0		CONFERENCE		3-0-0		0-0-0		0-0-0		
0-0-0	0-0-0	0-0-0		HOME		0-0-0		0-0-0		0-0-0		
3-0-0	0-0-0	0-0-0		AWAY		3-0-0		0-0-0		0-0-0		
0-0-0	0-0-0	0-0-0		NEUTRAL		0-0-0		0-0-0		0-0-0		
RPI	S	Opponent	Score	RPI	S	Opponent	Score	RPI	S	Opponent	Score	
1	N	Florida St.	6 17	26	N	Drake	2 0	64	N	Wichita St.	5 0	
6	A	Texas	4 1	26	N	Drake	4 1	65	N	FGCU	1 4	
6	A	Texas	3 5	38	A	South Fla.	3 0	68	N	California	4 0	
6	A	Texas	3 1	38	A	South Fla.	3 0	71	N	North Florida	13 0	
7	A	Arizona	0 2	39	A	UCF	7 0	77	A	Maryland	5 3	
8	A	Florida	0 2	50	N	Missouri St.	7 0	77	A	Maryland	6 5	
9	N	Tennessee	2 4					77	A	Maryland	19 5	
11	A	Alabama	0 1									
11	A	Alabama	2 7									
14	N	Ole Miss	1 3									
19	N	James Madison	5 1									
21	N	Notre Dame	10 0									

LAST 10 GAMES												
77	A	Maryland	5 3	65	N	FGCU	1 4					
77	A	Maryland	19 5	64	N	Wichita St.	5 0					
77	A	Maryland	6 5	38	A	South Fla.	3 0					
8	A	Florida	0 2	229	N	Butler	3 2					
38	A	South Fla.	3 0	6	A	Texas	3 1					

Non-Div. I Games:

Minnesota

Average RPI Win: 107		WON-LOST RECORD	WINNING PCT. RANK		LAST 10 GAMES	STRENGTH OF SCHEDULE		OPP. STRENGTH OF SCHEDULE		TEAM RPI	ADJ RPI		CONF. RPI	ADJ CONF. RPI			
Average RPI Loss: 44																	
DIV. I ONLY		33-1-0	.97059	1	9-1-0	105		19		10	.659	11	1	1			
DIV. I NON-CONF.		28-0-0	1	1	6-0-0	141		39		11	.6522	11	1	1			
TOTALS		RPI 1-25		RPI 26-50		W-L RECORDS		RPI 51-100		RPI 101-150		RPI 150+					
33-1-0		3-0-0		8-1-0		OVERALL		5-0-0		11-0-0		6-0-0					
14-0-0		2-0-0		5-0-0		HOME		1-0-0		2-0-0		4-0-0					
8-1-0		1-0-0		2-1-0		AWAY		2-0-0		3-0-0		0-0-0					
11-0-0		0-0-0		1-0-0		NEUTRAL		2-0-0		6-0-0		2-0-0					
28-0-0		3-0-0		3-0-0		NON-CONFERENCE		5-0-0		11-0-0		6-0-0					
11-0-0		2-0-0		2-0-0		HOME		1-0-0		2-0-0		4-0-0					
6-0-0		1-0-0		0-0-		AWAY		2-0-0		3-0-0		0-0-0					
11-0-0		0-0-0		1-0-0		NEUTRAL		2-0-0		6-0-0		2-0-0					
5-1-0		0-0-0		5-1-0		CONFERENCE		0-0-0		0-0-0		0-0-0					
3-0-0		0-0-0		3-0-0		HOME		0-0-0		0-0-0		0-0-0					
2-1-0		0-0-0		2-1-0		AWAY		0-0-0		0-0-0		0-0-0					
0-0-0		0-0-0		0-0-0		NEUTRAL		0-0-0		0-0-0		0-0-0					
RPI	S	Opponent		Score		RPI	S	Opponent		Score		RPI	S	Opponent		Score	
7	A	Arizona		6	1	33	H	Missouri		14	8	53	A	Troy		7	1
10	H	Minnesota		7	2	33	H	Missouri		11	5	53	A	Troy		8	0
10	H	Minnesota		1	0	33	H	Missouri		3	1	59	N	Cal St. Fullerton		7	2
						38	N	South Fla.		2	0	77	N	Maryland		10	0
						44	A	Texas A&M		13	3	95	H	South Alabama		5	2
						44	A	Texas A&M		3	4						
						44	A	Texas A&M		11	1						
						50	H	Missouri St.		7	5						
						50	H	Missouri St.		11	1						
LAST 10 GAMES																	
						44	A	Texas A&M		3	4	139	A	Hawaii		9	0
						44	A	Texas A&M		11	1	140	N	SIUE		8	3
						44	A	Texas A&M		13	3	268	N	Niagara		9	3
						139	A	Hawaii		6	2	140	N	SIUE		6	4
						268	N	Niagara		12	2	33	H	Missouri		11	5

Non-Div. I Games:

Alabama

Average RPI Win:	76	WON-LOST	WINNING	LAST 10	STRENGTH OF	OPP. STRENGTH	TEAM	ADJ	CONF.	ADJ CONF.					
Average RPI Loss:	18	RECORD	PCT. RANK	GAMES	SCHEDULE	OF SCHEDULE	RPI	RPI	RPI	RPI					
DIV. I ONLY		21-10-0	.67742	53	7-3-0	4	5	12	.65097	12	1	1			
DIV. I NON-CONF.		15-7-0	.68182	58	3-0-0	6	12	14	.64063	14	1	1			
<hr/>															
TOTALS	RPI 1-25	RPI 26-50		W-L RECORDS		RPI 51-100		RPI 101-150		RPI 150+					
21-10-0	1-6-0	9-4-0		OVERALL		4-0-0		5-0-0		2-0-0					
5-3-0	0-0-0	3-3-0		HOME		0-0-0		2-0-0		0-0-0					
6-1-0	0-0-0	4-1-0		AWAY		1-0-0		1-0-0		0-0-0					
10-6-0	1-6-0	2-0-0		NEUTRAL		3-0-0		2-0-0		2-0-0					
<hr/>															
15-7-0	1-6-0	3-1-0		NON-CONFERENCE		4-0-0		5-0-0		2-0-0					
2-0-0	0-0-0	0-0-0		HOME		0-0-0		2-0-0		0-0-0					
3-1-0	0-0-0	1-0-		AWAY		1-0-0		1-0-0		0-0-0					
10-6-0	1-6-0	2-0-0		NEUTRAL		3-0-0		2-0-0		2-0-0					
<hr/>															
6-3-0	0-0-0	6-3-0		CONFERENCE		0-0-0		0-0-0		0-0-0					
3-3-0	0-0-0	3-3-0		HOME		0-0-0		0-0-0		0-0-0					
3-0-0	0-0-0	3-0-0		AWAY		0-0-0		0-0-0		0-0-0					
0-0-0	0-0-0	0-0-0		NEUTRAL		0-0-0		0-0-0		0-0-0					
<hr/>															
RPI S	Opponent	Score		RPI S	Opponent	Score		RPI S	Opponent	Score		RPI S	Opponent	Score	
2 N	Oklahoma	1	9	28 H	Mississippi St.	4	1	54 N	Southern Ill.	6	5	104 H	Syracuse	13	0
3 N	UCLA	4	12	28 H	Mississippi St.	9	8	63 N	Sam Houston St.	6	0	105 H	Miami (OH)	9	1
4 N	Washington	2	4	28 H	Mississippi St.	8	0	68 N	California	5	0	112 N	Utah	13	2
6 N	Texas	3	4	31 A	South Carolina	5	1	94 A	Marshall	9	4	129 N	Hofstra	8	0
13 N	Oklahoma St.	7	8	31 A	South Carolina	11	2					133 A	Murray St.	14	4
19 N	James Madison	6	1	31 A	South Carolina	5	0					200 N	Bethune-Cookman	10	2
20 N	Illinois	5	6	33 H	Missouri	4	8					226 N	Saint Louis	10	0
				33 H	Missouri	8	11								
				33 H	Missouri	8	10								
				35 N	North Carolina	1	0								
				37 A	Houston	13	1								
				37 A	Houston	3	4								
				43 N	Oregon	12	3								
<hr/>															
LAST 10 GAMES															
						33 H Missouri 8 10									
						94 A Marshall 9 4									
						28 H Mississippi St. 4 1									
						28 H Mississippi St. 9 8									
						28 H Mississippi St. 8 0									
						133 A Murray St. 14 4									
						200 N Bethune-Cookman 10 2									
						68 N California 5 0									
						33 H Missouri 4 8									
						33 H Missouri 8 11									

Non-Div. I Games:

Kentucky

Average RPI Win:	76	WON-LOST RECORD	WINNING PCT. RANK	LAST 10 GAMES	STRENGTH OF SCHEDULE	OPP. STRENGTH OF SCHEDULE	TEAM RPI	ADJ RPI	CONF. RPI	ADJ CONF. RPI				
DIV. I ONLY		23-9-0	.71875	34	6-4-0	19	4	18	.6473	13	3	3		
DIV. I NON-CONF.		21-8-0	.72414	42	4-3-0	19	4	12	.65218	12	3	3		
<hr/>														
TOTALS	RPI 1-25	RPI 26-50		W-L RECORDS		RPI 51-100		RPI 101-150		RPI 150+				
23-9-0	2-7-0	8-2-0		OVERALL		5-0-0		7-0-0		1-0-0				
5-0-0	0-0-0	0-0-0		HOME		2-0-0		3-0-0		0-0-0				
9-4-0	0-3-0	7-1-0		AWAY		1-0-0		0-0-0		1-0-0				
9-5-0	2-4-0	1-1-0		NEUTRAL		2-0-0		4-0-0		0-0-0				
21-8-0	2-7-0	6-1-0		NON-CONFERENCE		5-0-0		7-0-0		1-0-0				
5-0-0	0-0-0	0-0-0		HOME		2-0-0		3-0-0		0-0-0				
7-3-0	0-3-0	5-0-		AWAY		1-0-0		0-0-0		1-0-0				
9-5-0	2-4-0	1-1-0		NEUTRAL		2-0-0		4-0-0		0-0-0				
2-1-0	0-0-0	2-1-0		CONFERENCE		0-0-0		0-0-0		0-0-0				
0-0-0	0-0-0	0-0-0		HOME		0-0-0		0-0-0		0-0-0				
2-1-0	0-0-0	2-1-0		AWAY		0-0-0		0-0-0		0-0-0				
0-0-0	0-0-0	0-0-0		NEUTRAL		0-0-0		0-0-0		0-0-0				
RPI	S	Opponent	Score		RPI	S	Opponent	Score		RPI	S	Opponent	Score	
5	N	LSU	1	3	29	A	Arizona St.	2	0	63	N	Sam Houston St.	3	0
7	N	Arizona	0	3	35	N	North Carolina	7	5	64	H	Wichita St.	3	0
12	N	Kentucky	8	7	36	N	Colorado St.	1	2	68	N	California	4	1
14	A	Ole Miss	1	10	37	A	Houston	5	1	72	A	Memphis	5	2
14	A	Ole Miss	4	8	43	A	Oregon	7	6	84	H	UNI	12	0
20	N	Illinois	4	7	43	A	Oregon	9	6					
20	N	Illinois	10	6	43	A	Oregon	3	0					
21	N	Notre Dame	0	6	49	A	Baylor	1	2					
22	A	Tulsa	0	3	49	A	Baylor	9	1					
					49	A	Baylor	21	2					
LAST 10 GAMES														
					118	H	McNeese	3	2	22	A	Tulsa	0	3
					43	A	Oregon	9	6	72	A	Memphis	5	2
					49	A	Baylor	9	1	14	A	Ole Miss	1	10
					49	A	Baylor	1	2	14	A	Ole Miss	4	8
					49	A	Baylor	21	2	127	N	Samford	8	0

Non-Div. I Games:

Oklahoma St.

Average RPI Win:	95	WON-LOST RECORD	WINNING PCT. RANK	LAST 10 GAMES	STRENGTH OF SCHEDULE	OPP. STRENGTH OF SCHEDULE	TEAM RPI	ADJ RPI	CONF. RPI	ADJ CONF. RPI		
DIV. I ONLY		22-8-0	.73333	32	8-2-0	14	11	14	.64557	14	1	1
DIV. I NON-CONF.		19-6-0	.76	30	5-0-0	33	8	16	.63765	15	1	1
<hr/>												
TOTALS	RPI 1-25	RPI 26-50		W-L RECORDS		RPI 51-100		RPI 101-150		RPI 150+		
22-8-0	3-5-0	5-3-0		OVERALL		3-0-0		6-0-0		5-0-0		
12-1-0	2-0-0	2-1-0		HOME		1-0-0		5-0-0		2-0-0		
3-4-0	0-3-0	2-1-0		AWAY		0-0-0		0-0-0		1-0-0		
7-3-0	1-2-0	1-1-0		NEUTRAL		2-0-0		1-0-0		2-0-0		
19-6-0	3-5-0	2-1-0		NON-CONFERENCE		3-0-0		6-0-0		5-0-0		
10-0-0	2-0-0	0-0-0		HOME		1-0-0		5-0-0		2-0-0		
2-3-0	0-3-0	1-0-		AWAY		0-0-0		0-0-0		1-0-0		
7-3-0	1-2-0	1-1-0		NEUTRAL		2-0-0		1-0-0		2-0-0		
3-2-0	0-0-0	3-2-0		CONFERENCE		0-0-0		0-0-0		0-0-0		
2-1-0	0-0-0	2-1-0		HOME		0-0-0		0-0-0		0-0-0		
1-1-0	0-0-0	1-1-0		AWAY		0-0-0		0-0-0		0-0-0		
0-0-0	0-0-0	0-0-0		NEUTRAL		0-0-0		0-0-0		0-0-0		
RPI S	Opponent	Score		RPI S	Opponent	Score		RPI S	Opponent	Score		
3 A	UCLA	0	4	27 H	Arkansas	4	10	63 N	Sam Houston St.	5	1	
6 A	Texas	2	3	27 H	Arkansas	6	2	63 N	Sam Houston St.	2	1	
6 A	Texas	0	7	27 H	Arkansas	12	0	72 H	Memphis	8	0	
10 N	Minnesota	3	1	31 A	South Carolina	2	0					
13 H	Oklahoma St.	8	4	31 A	South Carolina	0	2					
13 H	Oklahoma St.	10	1	32 N	Ohio St.	2	4					
22 N	Tulsa	1	4	39 A	UCF	3	0					
23 N	Boise St.	4	6	40 N	Oregon St.	2	0					
				LAST 10 GAMES								
				31 A	South Carolina	2	0	127 H	Samford	15	2	
				31 A	South Carolina	0	2	72 H	Memphis	8	0	
				13 H	Oklahoma St.	10	1	27 H	Arkansas	6	2	
				127 H	Samford	6	3	27 H	Arkansas	12	0	
				13 H	Oklahoma St.	8	4	27 H	Arkansas	4	10	

Non-Div. I Games:

Ole Miss

Average RPI Win:		98	WON-LOST RECORD		WINNING PCT. RANK	LAST 10 GAMES		STRENGTH OF SCHEDULE		OPP. STRENGTH OF SCHEDULE	TEAM RPI	ADJ RPI	CONF. RPI	ADJ CONF. RPI			
Average RPI Loss:		21															
DIV. I ONLY			22-6-0		.78571	20		25		21	13	.64474	15	4	4		
DIV. I NON-CONF.			18-6-0		.75	32		28		16	17	.63444	16	5	5		
TOTALS		RPI 1-25		RPI 26-50		W-L RECORDS		RPI 51-100		RPI 101-150		RPI 150+					
22-6-0		1-4-0		4-1-0		OVERALL		6-1-0		6-0-0		5-0-0					
3-0-0		0-0-0		0-0-0		HOME		0-0-0		3-0-0		0-0-0					
3-4-0		0-3-0		2-1-0		AWAY		1-0-0		0-0-0		0-0-0					
16-2-0		1-1-0		2-0-0		NEUTRAL		5-1-0		3-0-0		5-0-0					
18-6-0		1-4-0		3-1-0		NON-CONFERENCE		6-1-0		3-0-0		5-0-0					
0-0-0		0-0-0		0-0-0		HOME		0-0-0		0-0-0		0-0-0					
2-4-0		0-3-0		1-0-		AWAY		1-0-0		0-0-0		0-0-0					
16-2-0		1-1-0		2-0-0		NEUTRAL		5-1-0		3-0-0		5-0-0					
4-0-0		0-0-0		1-0-0		CONFERENCE		0-0-0		3-0-0		0-0-0					
3-0-0		0-0-0		0-0-0		HOME		0-0-0		3-0-0		0-0-0					
1-0-0		0-0-0		1-0-0		AWAY		0-0-0		0-0-0		0-0-0					
0-0-0		0-0-0		0-0-0		NEUTRAL		0-0-0		0-0-0		0-0-0					
RPI	S	Opponent		Score		RPI	S	Opponent		Score		RPI	S	Opponent		Score	
2	A	Oklahoma		0	7	26	N	Drake		2	1	51	N	Louisville		1	0
2	A	Oklahoma		0	8	34	A	Indiana		5	0	51	N	Louisville		4	2
4	N	Washington		1	3	35	A	North Carolina		9	3	51	N	Louisville		9	8
18	A	Stanford		0	1	35	A	North Carolina		0	5	58	N	Grand Canyon		7	2
22	N	Tulsa		9	1	47	N	North Dakota St.		7	0	66	N	Loyola Marymount		2	3
												74	A	BYU		1	0
												81	N	Long Beach St.		2	1

Non-Div. I Games:

Northwestern

Average RPI Win: 119		WON-LOST RECORD		WINNING PCT. RANK		LAST 10 GAMES		STRENGTH OF SCHEDULE		OPP. STRENGTH OF SCHEDULE		TEAM RPI		ADJ RPI		CONF. RPI		ADJ CONF. RPI					
DIV. I ONLY		27-5-0		.84375		9		6-4-0		54		34		15		.64038		16		3		3	
DIV. I NON-CONF.		27-2-0		.93103		3		6-1-0		110		41		13		.6409		13		3		3	
TOTALS		RPI 1-25		RPI 26-50		W-L RECORDS		RPI 51-100		RPI 101-150		RPI 150+											
27-5-0		1-4-0		5-0-0		OVERALL		6-1-0		6-0-0		9-0-0											
11-3-0		0-3-0		0-0-0		HOME		5-0-0		0-0-0		6-0-0											
1-1-0		1-0-0		0-0-0		AWAY		0-1-0		0-0-0		0-0-0											
15-1-0		0-1-0		5-0-0		NEUTRAL		1-0-0		6-0-0		3-0-0											
27-2-0		1-1-0		5-0-0		NON-CONFERENCE		6-1-0		6-0-0		9-0-0											
11-0-0		0-0-0		0-0-0		HOME		5-0-0		0-0-0		6-0-0											
1-1-0		1-0-0		0-0-		AWAY		0-1-0		0-0-0		0-0-0											
15-1-0		0-1-0		5-0-0		NEUTRAL		1-0-0		6-0-0		3-0-0											
0-3-0		0-3-0		0-0-0		CONFERENCE		0-0-0		0-0-0		0-0-0											
0-3-0		0-3-0		0-0-0		HOME		0-0-0		0-0-0		0-0-0											
0-0-0		0-0-0		0-0-0		AWAY		0-0-0		0-0-0		0-0-0											
0-0-0		0-0-0		0-0-0		NEUTRAL		0-0-0		0-0-0		0-0-0											
RPI	S	Opponent		Score		RPI	S	Opponent		Score		RPI	S	Opponent		Score							
2	H	Oklahoma		1	5	26	N	Drake		4	0	56	H	North Texas		6	1						
2	H	Oklahoma		3	8	26	N	Drake		1	0	56	H	North Texas		8	1						
2	H	Oklahoma		1	13	29	N	Arizona St.		8	0	72	A	Memphis		3	5						
4	N	Washington		1	4	43	N	Oregon		5	0	87	H	Jacksonville St.		11	3						
17	A	Auburn		5	4	46	N	Wisconsin		8	3	88	H	UT Arlington		9	1						
												88	H	UT Arlington		8	4						
												99	N	North Ala.		5	2						

Non-Div. I Games:

Texas Tech

Average RPI Win:	109	WON-LOST RECORD	WINNING PCT. RANK	LAST 10 GAMES	STRENGTH OF SCHEDULE	OPP. STRENGTH OF SCHEDULE	TEAM RPI	ADJ RPI	CONF. RPI	ADJ CONF. RPI	
DIV. I ONLY		28-5-0	.84848 8	9-1-0	64	18	17	.63759 17	1	1	
DIV. I NON-CONF.		23-4-0	.85185 14	4-0-0	102	33	20	.62207 20	1	1	
<hr/>											
TOTALS	RPI 1-25	RPI 26-50		W-L RECORDS	RPI 51-100		RPI 101-150		RPI 150+		
28-5-0	0-2-0	9-3-0		OVERALL	5-0-0		5-0-0		9-0-0		
19-1-0	0-1-0	6-0-0		HOME	2-0-0		5-0-0		6-0-0		
3-1-0	0-0-0	2-1-0		AWAY	0-0-0		0-0-0		1-0-0		
6-3-0	0-1-0	1-2-0		NEUTRAL	3-0-0		0-0-0		2-0-0		
23-4-0	0-2-0	4-2-0		NON-CONFERENCE	5-0-0		5-0-0		9-0-0		
16-1-0	0-1-0	3-0-0		HOME	2-0-0		5-0-0		6-0-0		
1-0-0	0-0-0	0-0-		AWAY	0-0-0		0-0-0		1-0-0		
6-3-0	0-1-0	1-2-0		NEUTRAL	3-0-0		0-0-0		2-0-0		
5-1-0	0-0-0	5-1-0		CONFERENCE	0-0-0		0-0-0		0-0-0		
3-0-0	0-0-0	3-0-0		HOME	0-0-0		0-0-0		0-0-0		
2-1-0	0-0-0	2-1-0		AWAY	0-0-0		0-0-0		0-0-0		
0-0-0	0-0-0	0-0-0		NEUTRAL	0-0-0		0-0-0		0-0-0		
RPI S	Opponent	Score	RPI S	Opponent	Score	RPI S	Opponent	Score	RPI S	Opponent	Score
4 N	Washington	6 8	26 H	Drake	2 0	51 H	Louisville	6 2	123 H	UAB	11 3
16 H	Texas Tech	4 5	28 A	Mississippi St.	7 4	53 H	Troy	3 1	123 H	UAB	9 0
			28 A	Mississippi St.	6 7	66 N	Loyola Marymount	9 2	141 H	Furman	15 1
			28 A	Mississippi St.	9 0	67 N	Western Ky.	8 0	150 H	Villanova	8 0
			43 N	Oregon	8 0	97 N	UTSA	7 1	150 H	Villanova	11 1
			44 H	Texas A&M	7 6				157 H	Michigan St.	5 0
			44 H	Texas A&M	8 1				157 H	Michigan St.	3 2
			44 H	Texas A&M	12 4				168 N	Florida A&M	10 2
			47 H	North Dakota St.	4 1				179 H	Radford	7 2
			47 H	North Dakota St.	10 2				179 H	Radford	5 2
			48 N	Louisiana Tech	1 2				192 H	Mercer	10 2
			50 N	Missouri St.	3 4				204 H	Eastern Ill.	6 0
									218 A	Georgia St.	12 1
									220 N	Tennessee St.	11 4
<hr/>											
LAST 10 GAMES											
179 H	Radford	7 2	44 H	Texas A&M	8 1						
28 A	Mississippi St.	9 0	44 H	Texas A&M	7 6						
28 A	Mississippi St.	7 4	218 A	Georgia St.	12 1						
28 A	Mississippi St.	6 7	157 H	Michigan St.	3 2						
44 H	Texas A&M	12 4	192 H	Mercer	10 2						

Non-Div. I Games:

Auburn

Average RPI Win: 110		WON-LOST RECORD		WINNING PCT. RANK		LAST 10 GAMES		STRENGTH OF SCHEDULE		OPP. STRENGTH OF SCHEDULE		TEAM RPI		ADJ RPI		CONF. RPI		ADJ CONF. RPI	
Average RPI Loss: 64		21-4-0		.84 10		8-2-0		46		55		16		.6368 18		2		2	
DIV. I ONLY		19-4-0		.82609 18		6-2-0		53		50		18		.6294 18		2		2	
DIV. I NON-CONF.																			
TOTALS		RPI 1-25		RPI 26-50		W-L RECORDS		RPI 51-100		RPI 101-150		RPI 150+							
21-4-0		3-0-0		1-3-0		OVERALL		6-0-0		3-1-0		8-0-0							
10-3-0		1-0-0		1-3-0		HOME		1-0-0		1-0-0		6-0-0							
3-0-0		1-0-0		0-0-0		AWAY		2-0-0		0-0-0		0-0-0							
8-1-0		1-0-0		0-0-0		NEUTRAL		3-0-0		2-1-0		2-0-0							
19-4-0		3-0-0		1-3-0		NON-CONFERENCE		4-0-0		3-1-0		8-0-0							
10-3-0		1-0-0		1-3-0		HOME		1-0-0		1-0-0		6-0-0							
1-0-0		1-0-0		0-0-		AWAY		0-0-0		0-0-0		0-0-0							
8-1-0		1-0-0		0-0-0		NEUTRAL		3-0-0		2-1-0		2-0-0							
2-0-0		0-0-0		0-0-0		CONFERENCE		2-0-0		0-0-0		0-0-0							
0-0-0		0-0-0		0-0-0		HOME		0-0-0		0-0-0		0-0-0							
2-0-0		0-0-0		0-0-0		AWAY		2-0-0		0-0-0		0-0-0							
0-0-0		0-0-0		0-0-0		NEUTRAL		0-0-0		0-0-0		0-0-0							
RPI	S	Opponent		Score		RPI	S	Opponent		Score		RPI	S	Opponent		Score			
5	A	LSU		7	5	36	H	Colorado St.		0	5	52	N	Seattle U		6	4		
15	H	Northwestern		1	0	41	H	UNLV		1	4	68	A	California		9	3		
25	N	Michigan		7	1	41	H	UNLV		0	1	68	A	California		11	10		
						47	H	North Dakota St.		3	2	69	H	Iowa St.		2	1		
												72	N	Memphis		5	1		
												90	N	Bradley		12	5		
														130 N CSUN		3	2		
														130 N CSUN		2	0		
														137 N Weber St.		1	2		
														147 H Bucknell		2	1		
														162 N Western Mich.		5	1		
														163 H UMass Lowell		4	3		
														163 H UMass Lowell		7	6		
														169 H Pacific		6	1		
														170 N Kansas		12	3		
														172 H Cal Poly		13	5		
														201 H Montana		8	0		
														201 H Montana		7	3		
				LAST 10 GAMES															
				68	A	California	11	10	147	H	Bucknell	2	1						
				68	A	California	9	3	163	H	UMass Lowell	7	6						
				41	H	UNLV	1	4	172	H	Cal Poly	13	5						
				41	H	UNLV	0	1	47	H	North Dakota St.	3	2						
				163	H	UMass Lowell	4	3	201	H	Montana	8	0						

Non-Div. I Games:

Stanford

Average RPI Win:	106	WON-LOST RECORD	WINNING PCT. RANK	LAST 10 GAMES	STRENGTH OF SCHEDULE	OPP. STRENGTH OF SCHEDULE	TEAM RPI	ADJ RPI	CONF. RPI	ADJ CONF. RPI				
DIV. I ONLY		19-6-0	.76	23	9-1-0	38	35	19	.62692	19	13	13		
DIV. I NON-CONF.		17-5-0	.77273	27	7-0-0	40	22	19	.62851	19	13	13		
<hr/>														
TOTALS	RPI 1-25	RPI 26-50		W-L RECORDS		RPI 51-100		RPI 101-150		RPI 150+				
19-6-0	2-3-0	2-1-0		OVERALL		6-2-0		5-0-0		4-0-0				
6-1-0	0-0-0	0-0-0		HOME		2-1-0		2-0-0		2-0-0				
3-2-0	0-1-0	0-1-0		AWAY		2-0-0		1-0-0		0-0-0				
10-3-0	2-2-0	2-0-0		NEUTRAL		2-1-0		2-0-0		2-0-0				
17-5-0	2-3-0	2-1-0		NON-CONFERENCE		4-1-0		5-0-0		4-0-0				
4-0-0	0-0-0	0-0-0		HOME		0-0-0		2-0-0		2-0-0				
3-2-0	0-1-0	0-0-		AWAY		2-0-0		1-0-0		0-0-0				
10-3-0	2-2-0	2-0-0		NEUTRAL		2-1-0		2-0-0		2-0-0				
2-1-0	0-0-0	0-0-0		CONFERENCE		2-1-0		0-0-0		0-0-0				
2-1-0	0-0-0	0-0-0		HOME		2-1-0		0-0-0		0-0-0				
0-0-0	0-0-0	0-0-0		AWAY		0-0-0		0-0-0		0-0-0				
0-0-0	0-0-0	0-0-0		NEUTRAL		0-0-0		0-0-0		0-0-0				
RPI	S	Opponent	Score		RPI	S	Opponent	Score		RPI	S	Opponent	Score	
7	A	Arizona	6	8	26	N	Drake	8	0	68	N	California	2	7
9	N	Tennessee	6	2	29	A	Arizona St.	4	6	70	A	Longwood	14	1
10	N	Minnesota	1	5	43	N	Oregon	9	1	70	A	Longwood	10	2
12	N	Kentucky	1	6						75	N	Fla. Atlantic	6	1
25	N	Michigan	3	0						86	N	New Mexico St.	2	0
										89	H	Elon	3	5
										89	H	Elon	13	2
										89	H	Elon	10	3
											</			

Non-Div. I Games:

James Madison

Average RPI Win:		97	WON-LOST RECORD		WINNING PCT. RANK		LAST 10 GAMES		STRENGTH OF SCHEDULE		OPP. STRENGTH OF SCHEDULE		TEAM RPI		ADJ RPI		CONF. RPI		ADJ CONF. RPI				
DIV. I ONLY		20-7-0		.74074		29		7-3-0		37		36		22		.62541		20		4		4	
DIV. I NON-CONF.		18-6-0		.75		32		5-2-0		68		15		27		.61199		26		5		5	
TOTALS		RPI 1-25		RPI 26-50		W-L RECORDS		RPI 51-100		RPI 101-150		RPI 150+											
20-7-0		3-2-0		5-1-0		OVERALL		3-3-0		4-0-0		5-1-0											
4-2-0		0-0-0		2-1-0		HOME		0-0-0		0-0-0		2-1-0											
6-0-0		1-0-0		3-0-0		AWAY		2-0-0		0-0-0		0-0-0											
10-5-0		2-2-0		0-0-0		NEUTRAL		1-3-0		4-0-0		3-0-0											
18-6-0		3-2-0		3-0-0		NON-CONFERENCE		3-3-0		4-0-0		5-1-0											
2-1-0		0-0-0		0-0-0		HOME		0-0-0		0-0-0		2-1-0											
6-0-0		1-0-0		3-0-		AWAY		2-0-0		0-0-0		0-0-0											
10-5-0		2-2-0		0-0-0		NEUTRAL		1-3-0		4-0-0		3-0-0											
2-1-0		0-0-0		2-1-0		CONFERENCE		0-0-0		0-0-0		0-0-0											
2-1-0		0-0-0		2-1-0		HOME		0-0-0		0-0-0		0-0-0											
0-0-0		0-0-0		0-0-0		AWAY		0-0-0		0-0-0		0-0-0											
0-0-0		0-0-0		0-0-0		NEUTRAL		0-0-0		0-0-0		0-0-0											
RPI	S	Opponent		Score		RPI	S	Opponent		Score		RPI	S	Opponent		Score							
2	N	Oklahoma		1	11	37	A	Houston		4	2	52	N	Seattle U		2	5	101	N	Nicholls St.		8	2
12	N	Kentucky		6	5	45	A	Georgia Tech		15	10	55	N	SFA		2	7	101	N	Nicholls St.		5	3
13	N	Oklahoma St.		7	4	45	A	Georgia Tech		7	3	63	N	Sam Houston St.		6	10	120	N	Boston College		7	3
13	N	Oklahoma St.		6	10	46	H	Wisconsin		6	15	66	A	Loyola Marymount		5	2	120	N	Boston College		12	3
22	A	Tulsa		6	4	46	H	Wisconsin		2	0	84	N	UNI		10	9	172	N	Cal Poly		9	1
						46	H	Wisconsin		6	5	95	A	South Alabama		11	2	172	N	Cal Poly		4	1
																		180	H	Indiana St.		2	9
																		180	H	Indiana St.		7	4
																		221	H	IUPUI		9	4
																		233	N	UC Santa Barbara		11	2
						LAST 10 GAMES																	
						180	H	Indiana St.		7	4	46	H	Wisconsin		6	15						
						180	H	Indiana St.		2	9	221	H	IUPUI		9	4						
						120	N	Boston College		12	3	172	N	Cal Poly		4	1						
						46	H	Wisconsin		6	5	66	A	Loyola Marymount		5	2						
						46	H	Wisconsin		2	0	2	N	Oklahoma		1	11						

Non-Div. I Games:

Illinois

Average RPI Win:		98	WON-LOST RECORD		WINNING PCT. RANK		LAST 10 GAMES		STRENGTH OF SCHEDULE		OPP. STRENGTH OF SCHEDULE		TEAM RPI		ADJ RPI		CONF. RPI		ADJ CONF. RPI								
Average RPI Loss:		37																									
DIV. I ONLY			18-10-0		.64286		67		7-3-0		9		20		21		.6245		21		5		5				
DIV. I NON-CONF.			15-6-0		.71429		46		4-0-0		34		28		22		.61844		22		4		4				
TOTALS		RPI 1-25		RPI 26-50		W-L RECORDS		RPI 51-100		RPI 101-150		RPI 150+															
18-10-0		3-5-0		3-1-0		OVERALL		5-3-0		3-1-0		4-0-0															
2-1-0		0-0-0		0-0-0		HOME		2-1-0		0-0-0		0-0-0															
3-2-0		1-2-0		0-0-0		AWAY		1-0-0		1-0-0		0-0-0															
13-7-0		2-3-0		3-1-0		NEUTRAL		2-2-0		2-1-0		4-0-0															
15-6-0		2-3-0		3-1-0		NON-CONFERENCE		3-2-0		3-0-0		4-0-0															
0-0-0		0-0-0		0-0-0		HOME		0-0-0		0-0-0		0-0-0															
2-0-0		0-0-0		0-0-		AWAY		1-0-0		1-0-0		0-0-0															
13-6-0		2-3-0		3-1-0		NEUTRAL		2-2-0		2-0-0		4-0-0															
3-4-0		1-2-0		0-0-0		CONFERENCE		2-1-0		0-1-0		0-0-0															
2-1-0		0-0-0		0-0-0		HOME		2-1-0		0-0-0		0-0-0															
1-2-0		1-2-0		0-0-0		AWAY		0-0-0		0-0-0		0-0-0															
0-1-0		0-0-0		0-0-0		NEUTRAL		0-0-0		0-1-0		0-0-0															
RPI	S	Opponent		Score		RPI	S	Opponent		Score		RPI	S	Opponent		Score		RPI	S	Opponent		Score					
1	A	Florida St.		7	4	31	N	South Carolina		4	7	51	H	Louisville		9	1	102	A	FIU		8	0				
1	A	Florida St.		0	5	32	N	Ohio St.		3	2	51	H	Louisville		3	5	116	N	Duke		3	7				
1	A	Florida St.		1	11	47	N	North Dakota St.		3	2	51	H	Louisville		9	1	122	N	East Carolina		5	0				
2	N	Oklahoma		2	6	49	N	Baylor		14	1	68	N	California		6	7	123	N	UAB		6	0				
4	N	Washington		3	2							75	A	Fla. Atlantic		6	1	168	N	Florida A&M		4	1				
9	N	Tennessee		0	8							82	N	Liberty		4	1	208	N	Fordham		6	3				
10	N	Minnesota		0	10							85	N	Iowa		1	2	253	N	Utah Valley		16	0				
13	N	Oklahoma St.		6	0							96	N	Illinois St.		5	1	283	N	Morgan St.		4	1				
						LAST 10 GAMES																					
						51 H Louisville						9	1	1 A Florida St.						1	11						
						51 H Louisville						9	1	102 A FIU						8	0						
						51 H Louisville						3	5	75 A Fla. Atlantic						6	1						
						1 A Florida St.						0	5	168 N Florida A&M						4	1						
						1 A Florida St.						7	4	122 N East Carolina						5	0						

Non-Div. I Games:

Notre Dame

T
u
l
s
a

Tulsa

Average RPI Win:		122	WON-LOST RECORD		WINNING PCT. RANK		LAST 10 GAMES		STRENGTH OF SCHEDULE		OPP. STRENGTH OF SCHEDULE		TEAM RPI		ADJ RPI		CONF. RPI		ADJ CONF. RPI				
DIV. I ONLY			23-5-0		.82143 15		7-3-0		49		98		20		.62266 23		7		7				
DIV. I NON-CONF.			20-2-0		.90909 8		4-0-0		70		101		15		.63405 17		7		7				
TOTALS		RPI 1-25		RPI 26-50		W-L RECORDS		RPI 51-100		RPI 101-150		RPI 150+											
23-5-0		1-1-0		1-2-0		OVERALL		7-0-0		7-1-0		7-1-0											
2-1-0		0-0-0		0-0-0		HOME		0-0-0		2-1-0		0-0-0											
5-3-0		0-1-0		1-2-0		AWAY		3-0-0		0-0-0		1-0-0											
16-1-0		1-0-0		0-0-0		NEUTRAL		4-0-0		5-0-0		6-1-0											
20-2-0		1-1-0		0-0-0		NON-CONFERENCE		7-0-0		5-0-0		7-1-0											
0-0-0		0-0-0		0-0-0		HOME		0-0-0		0-0-0		0-0-0											
4-1-0		0-1-0		0-0-		AWAY		3-0-0		0-0-0		1-0-0											
16-1-0		1-0-0		0-0-0		NEUTRAL		4-0-0		5-0-0		6-1-0											
3-3-0		0-0-0		1-2-0		CONFERENCE		0-0-0		2-1-0		0-0-0											
2-1-0		0-0-0		0-0-0		HOME		0-0-0		2-1-0		0-0-0											
1-2-0		0-0-0		1-2-0		AWAY		0-0-0		0-0-0		0-0-0											
0-0-0		0-0-0		0-0-0		NEUTRAL		0-0-0		0-0-0		0-0-0											
RPI	S	Opponent		Score		RPI	S	Opponent		Score		RPI	S	Opponent		Score							
6	A	Texas		0 8		41	A	UNLV		1 8		58	A	Grand Canyon		8 0		110	N	UC Riverside		7 2	
14	N	Ole Miss		6 4		41	A	UNLV		0 1		65	N	FGCU		6 3		114	H	San Diego St.		2 5	
						41	A	UNLV		11 2		66	A	Loyola Marymount		14 6		114	H	San Diego St.		16 1	
												66	N	Loyola Marymount		9 8		114	H	San Diego St.		7 0	
												79	N	UC Davis		9 4		120	N	Boston College		8 0	
												81	A	Long Beach St.		4 3		126	N	UIC		8 0	
												81	N	Long Beach St.		3 0		146	N	Sacramento St.		5 2	
																		146	N	Sacramento St.		7 3	
																		157	N	Michigan St.		9 1	
																		165	N	Northwestern St.		2 1	
																		165	N	Northwestern St.		2 3	
																		169	A	Pacific		9 4	
																		193	N	Harvard		6 0	
																		217	N	Yale		5 3	
																		217	N	Yale		2 1	
																		263	N	Fairleigh Dickinson		9 2	
						LAST 10 GAMES																	
						79	N	UC Davis		9 4		114	H	San Diego St.		7 0							
						217	N	Yale		2 1		193	N	Harvard		6 0							
						157	N	Michigan St.		9 1		66	A	Loyola Marymount		14 6							
						114	H	San Diego St.		2 5		41	A	UNLV		0 1							
						114	H	San Diego St.		16 1		41	A	UNLV		11 2							

Non-Div. I Games:

Boise St.

Average RPI Win:	110	WON-LOST RECORD	WINNING PCT. RANK	LAST 10 GAMES	STRENGTH OF SCHEDULE	OPP. STRENGTH OF SCHEDULE	TEAM RPI	ADJ RPI	CONF. RPI	ADJ CONF. RPI		
DIV. I ONLY		26-4-0	.86667	6	9-1-0	134	32	24	.6209	24	10	10
DIV. I NON-CONF.		17-4-0	.80952	22	2-1-0	159	48	35	.59549	32	9	9
<hr/>												
TOTALS	RPI 1-25	RPI 26-50		W-L RECORDS		RPI 51-100		RPI 101-150		RPI 150+		
26-4-0	0-1-0	3-1-0		OVERALL		14-1-0		4-1-0		5-0-0		
15-1-0	0-0-0	1-0-0		HOME		7-0-0		2-1-0		5-0-0		
8-2-0	0-1-0	1-1-0		AWAY		6-0-0		1-0-0		0-0-0		
3-1-0	0-0-0	1-0-0		NEUTRAL		1-1-0		1-0-0		0-0-0		
<hr/>												
17-4-0	0-1-0	3-1-0		NON-CONFERENCE		5-1-0		4-1-0		5-0-0		
12-1-0	0-0-0	1-0-0		HOME		4-0-0		2-1-0		5-0-0		
2-2-0	0-1-0	1-0-		AWAY		0-0-0		1-0-0		0-0-0		
3-1-0	0-0-0	1-0-0		NEUTRAL		1-1-0		1-0-0		0-0-0		
<hr/>												
9-0-0	0-0-0	0-0-0		CONFERENCE		9-0-0		0-0-0		0-0-0		
3-0-0	0-0-0	0-0-0		HOME		3-0-0		0-0-0		0-0-0		
6-0-0	0-0-0	0-0-0		AWAY		6-0-0		0-0-0		0-0-0		
0-0-0	0-0-0	0-0-0		NEUTRAL		0-0-0		0-0-0		0-0-0		
<hr/>												
RPI S	Opponent	Score		RPI S	Opponent	Score		RPI S	Opponent	Score		
2 A	Oklahoma	1	9	40 N	Oregon St.	8	0	53 H	Troy	8	0	
				49 A	Baylor	5	2	53 H	Troy	8	0	
				49 A	Baylor	3	4	53 H	Troy	9	1	
				49 H	Baylor	4	1	55 H	SFA	9	1	
								55 H	SFA	5	2	
								56 N	North Texas	10	2	
								56 N	North Texas	1	5	
								68 H	California	7	3	
								68 H	California	7	1	
								76 A	Texas St.	5	3	
								76 A	Texas St.	6	1	
								76 A	Texas St.	7	4	
								95 A	South Alabama	14	0	
								95 A	South Alabama	11	2	
								95 A	South Alabama	11	7	
<hr/>												
LAST 10 GAMES												
				56 N	North Texas	10	2	95 A	South Alabama	11	2	
				55 H	SFA	5	2	95 A	South Alabama	11	7	
				144 H	Austin Peay	8	0	118 H	McNeese	4	5	
				68 H	California	7	3	53 H	Troy	8	0	
				95 A	South Alabama	14	0	53 H	Troy	8	0	

Non-Div. I Games:

Louisiana

Average RPI Win:	92	WON-LOST RECORD	WINNING PCT. RANK	LAST 10 GAMES	STRENGTH OF SCHEDULE	OPP. STRENGTH OF SCHEDULE	TEAM RPI	ADJ RPI	CONF. RPI	ADJ CONF. RPI				
DIV. I ONLY		19-10-0	.65517	60	9-1-0	21	10	26	.61777	25	4	4		
DIV. I NON-CONF.		16-10-0	.61538	87	6-1-0	13	6	24	.61796	23	5	5		
<hr/>														
TOTALS	RPI 1-25	RPI 26-50		W-L RECORDS		RPI 51-100		RPI 101-150		RPI 150+				
19-10-0	2-6-0	2-2-0		OVERALL		5-1-0		8-0-0		2-1-0				
7-0-0	0-0-0	0-0-0		HOME		0-0-0		6-0-0		1-0-0				
2-4-0	0-2-0	2-2-0		AWAY		0-0-0		0-0-0		0-0-0				
10-6-0	2-4-0	0-0-0		NEUTRAL		5-1-0		2-0-0		1-1-0				
16-10-0	2-6-0	2-2-0		NON-CONFERENCE		5-1-0		5-0-0		2-1-0				
4-0-0	0-0-0	0-0-0		HOME		0-0-0		3-0-0		1-0-0				
2-4-0	0-2-0	2-0-		AWAY		0-0-0		0-0-0		0-0-0				
10-6-0	2-4-0	0-0-0		NEUTRAL		5-1-0		2-0-0		1-1-0				
3-0-0	0-0-0	0-0-0		CONFERENCE		0-0-0		3-0-0		0-0-0				
3-0-0	0-0-0	0-0-0		HOME		0-0-0		3-0-0		0-0-0				
0-0-0	0-0-0	0-0-0		AWAY		0-0-0		0-0-0		0-0-0				
0-0-0	0-0-0	0-0-0		NEUTRAL		0-0-0		0-0-0		0-0-0				
RPI	S	Opponent	Score		RPI	S	Opponent	Score		RPI	S	Opponent	Score	
3	N	UCLA	3	1	29	A	Arizona St.	7	6	51	N	Louisville	6	0
4	N	Washington	4	2	35	A	North Carolina	2	4	51	N	Louisville	1	2
5	A	LSU	0	2	35	A	North Carolina	3	8	62	N	NC State	4	3
5	A	LSU	1	2	38	A	South Fla.	10	1	72	N	Memphis	4	2
7	N	Arizona	1	2						86	N	New Mexico St.	3	0
8	N	Florida	0	6						96	N	Illinois St.	11	4
18	N	Stanford	1	7										
19	N	James Madison	0	3										
			</											

Non-Div. I Games:

Michigan

Average RPI Win:	111	WON-LOST	WINNING	LAST 10	STRENGTH OF	OPP. STRENGTH	TEAM	ADJ	CONF.	ADJ CONF.				
Average RPI Loss:	21	RECORD	PCT. RANK	GAMES	SCHEDULE	OF SCHEDULE	RPI	RPI	RPI	RPI				
DIV. I ONLY		16-13-0	.55172	109	6-4-0	3	31	27	.61062	26	9	9		
DIV. I NON-CONF.		12-12-0	.5	138	2-3-0	1	21	29	.59981	29	10	10		
<hr/>														
TOTALS	RPI 1-25	RPI 26-50		W-L RECORDS		RPI 51-100		RPI 101-150		RPI 150+				
16-13-0	0-11-0	1-0-0		OVERALL		8-2-0		3-0-0		4-0-0				
0-0-0	0-0-0	0-0-0		HOME		0-0-0		0-0-0		0-0-0				
5-6-0	0-5-0	1-0-0		AWAY		4-1-0		0-0-0		0-0-0				
11-7-0	0-6-0	0-0-0		NEUTRAL		4-1-0		3-0-0		4-0-0				
12-12-0	0-11-0	1-0-0		NON-CONFERENCE		4-1-0		3-0-0		4-0-0				
0-0-0	0-0-0	0-0-0		HOME		0-0-0		0-0-0		0-0-0				
1-5-0	0-5-0	1-0-		AWAY		0-0-0		0-0-0		0-0-0				
11-7-0	0-6-0	0-0-0		NEUTRAL		4-1-0		3-0-0		4-0-0				
4-1-0	0-0-0	0-0-0		CONFERENCE		4-1-0		0-0-0		0-0-0				
0-0-0	0-0-0	0-0-0		HOME		0-0-0		0-0-0		0-0-0				
4-1-0	0-0-0	0-0-0		AWAY		4-1-0		0-0-0		0-0-0				
0-0-0	0-0-0	0-0-0		NEUTRAL		0-0-0		0-0-0		0-0-0				
<hr/>														
RPI	S	Opponent	Score		RPI	S	Opponent	Score		RPI	S	Opponent	Score	
2	A	Oklahoma	2	5	27	A	Arkansas	3	1	54	A	Southern Ill.	6	4
7	A	Arizona	4	9						109	N	Kent St.	8	0
7	A	Arizona	0	4						54	A	Southern Ill.	0	1
10	N	Minnesota	0	2						54	A	Southern Ill.	6	0
10	N	Minnesota	1	4						58	N	Grand Canyon	3	1
15	N	Northwestern	1	2						61	N	Southeast Mo. St.	6	2
16	N	Texas Tech	0	1						61	N	Southeast Mo. St.	6	1
16	N	Texas Tech	0	4						61	N	Southeast Mo. St.	7	5
17	A	Auburn	0	2						80	N	South Dakota St.	4	6
19	N	James Madison	0	8						90	A	Bradley	7	6
22	A	Tulsa	2	3						90	A	Bradley	6	1
<hr/>														
LAST 10 GAMES														
90	A	Bradley	7	6	22	A	Tulsa	2	3					
54	A	Southern Ill.	6	4	2	A	Oklahoma	2	5					
90	A	Bradley	6	1	15	N	Northwestern	1	2					
54	A	Southern Ill.	0	1	58	N	Grand Canyon	3	1					
54	A	Southern Ill.	6	0	109	N	Kent St.	8	0					

Non-Div. I Games:

Drake

Average RPI Win:	130	WON-LOST RECORD	WINNING PCT. RANK	LAST 10 GAMES	STRENGTH OF SCHEDULE	OPP. STRENGTH OF SCHEDULE	TEAM RPI	ADJ RPI	CONF. RPI	ADJ CONF. RPI		
DIV. I ONLY		22-9-0	.70968	40	4-6-0	33	38	25	.61044	27	1	1
DIV. I NON-CONF.		18-4-0	.81818	20	0-1-0	139	70	32	.58977	33	1	1
<hr/>												
TOTALS	RPI 1-25	RPI 26-50		W-L RECORDS		RPI 51-100		RPI 101-150		RPI 150+		
22-9-0	2-6-0	3-2-0		OVERALL		2-1-0		6-0-0		9-0-0		
12-4-0	0-1-0	2-2-0		HOME		1-1-0		3-0-0		6-0-0		
3-4-0	2-4-0	0-0-0		AWAY		0-0-0		1-0-0		0-0-0		
7-1-0	0-1-0	1-0-0		NEUTRAL		1-0-0		2-0-0		3-0-0		
18-4-0	0-2-0	1-1-0		NON-CONFERENCE		2-1-0		6-0-0		9-0-0		
10-3-0	0-1-0	0-1-0		HOME		1-1-0		3-0-0		6-0-0		
1-0-0	0-0-0	0-0-		AWAY		0-0-0		1-0-0		0-0-0		
7-1-0	0-1-0	1-0-0		NEUTRAL		1-0-0		2-0-0		3-0-0		
4-5-0	2-4-0	2-1-0		CONFERENCE		0-0-0		0-0-0		0-0-0		
2-1-0	0-0-0	2-1-0		HOME		0-0-0		0-0-0		0-0-0		
2-4-0	2-4-0	0-0-0		AWAY		0-0-0		0-0-0		0-0-0		
0-0-0	0-0-0	0-0-0		NEUTRAL		0-0-0		0-0-0		0-0-0		
RPI S	Opponent	Score	RPI S	Opponent	Score	RPI S	Opponent	Score	RPI S	Opponent	Score	
4 N	Washington	2 3	26 H	Drake	1 3	60 N	Lipscomb	5 0	118 A	McNeese	6 0	
9 A	Tennessee	4 6	31 H	South Carolina	3 2	61 H	Southeast Mo. St.	1 6	127 N	Samford	6 1	
9 A	Tennessee	1 0	31 H	South Carolina	6 9	61 H	Southeast Mo. St.	7 1	140 H	SIUE	15 3	
9 A	Tennessee	2 5	31 H	South Carolina	7 4				140 H	SIUE	2 1	
14 A	Ole Miss	0 12	47 N	North Dakota St.	7 6				142 H	Nevada	9 6	
14 A	Ole Miss	10 4							146 N	Sacramento St.	8 2	
14 A	Ole Miss	2 6							152 N	Campbell	8 0	
22 H	Tulsa	1 2							152 N	Campbell	7 3	
									165 H	Northwestern St.	8 2	
									174 H	Boston U.	12 7	
									174 H	Boston U.	4 2	
									221 H	IUPUI	10 2	
									232 N	Northern Colo.	11 0	
									259 H	Omaha	9 0	
									259 H	Omaha	2 0	
			LAST 10 GAMES									
			165 H	Northwestern St.	8 2	31 H	South Carolina	7 4				
			9 A	Tennessee	2 5	31 H	South Carolina	3 2				
			9 A	Tennessee	1 0	22 H	Tulsa	1 2				
			9 A	Tennessee	4 6	14 A	Ole Miss	2 6				
			31 H	South Carolina	6 9	14 A	Ole Miss	0 12				

Non-Div. I Games:

Arkansas

[illegible]

Non-Div. I Games:

Mississippi St.

Average RPI Win: 127		WON-LOST	WINNING	LAST 10	STRENGTH OF		OPP. STRENGTH	TEAM	ADJ	CONF.	ADJ CONF.
Average RPI Loss: 23		RECORD	PCT. RANK	GAMES	SCHEDULE		OF SCHEDULE	RPI	RPI	RPI	RPI
DIV. I ONLY		25-8-0	.75758	25	9-1-0		73	26	28	.60426	29
DIV. I NON-CONF.		20-7-0	.74074	39	4-0-0		76	30	31	.59573	31
TOTALS		RPI 1-25	RPI 26-50		W-L RECORDS		RPI 51-100		RPI 101-150		RPI 150+
25-8-0		2-5-0	3-3-0		OVERALL		2-0-0		8-0-0		10-0-0
21-7-0		2-4-0	2-3-0		HOME		2-0-0		7-0-0		8-0-0
0-0-0		0-0-0	0-0-0		AWAY		0-0-0		0-0-0		0-0-0
4-1-0		0-1-0	1-0-0		NEUTRAL		0-0-0		1-0-0		2-0-0
20-7-0		2-5-0	1-2-0		NON-CONFERENCE		2-0-0		5-0-0		10-0-0
16-6-0		2-4-0	0-2-0		HOME		2-0-0		4-0-0		8-0-0
0-0-0		0-0-0	0-0-		AWAY		0-0-0		0-0-0		0-0-0
4-1-0		0-1-0	1-0-0		NEUTRAL		0-0-0		1-0-0		2-0-0
5-1-0		0-0-0	2-1-0		CONFERENCE		0-0-0		3-0-0		0-0-0
5-1-0		0-0-0	2-1-0		HOME		0-0-0		3-0-0		0-0-0
0-0-0		0-0-0	0-0-0		AWAY		0-0-0		0-0-0		0-0-0
0-0-0		0-0-0	0-0-0		NEUTRAL		0-0-0		0-0-0		0-0-0
RPI S	Opponent	Score		RPI S	Opponent	Score		RPI S	Opponent	Score	
6 H	Texas	4	11	33 H	Missouri	0	8	86 H	New Mexico St.	17	1
6 H	Texas	9	6	40 H	Oregon St.	18	2	96 H	Illinois St.	9	6
8 H	Florida	2	7	40 H	Oregon St.	1	5				
13 H	Oklahoma St.	0	2	40 H	Oregon St.	12	4				
16 N	Texas Tech	0	8	44 N	Texas A&M	5	4				
19 H	James Madison	6	4	46 H	Wisconsin	1	5				
25 H	Michigan	6	7								
				LAST 10 GAMES							
				40 H	Oregon St.	18	2	40 H	Oregon St.	1	5
				112 H	Utah	18	17	188 H	Lehigh	14	0
				112 H	Utah	14	4	160 H	South Dakota	12	0
				112 H	Utah	13	0	188 H	Lehigh	4	1
				40 H	Oregon St.	12	4	86 H	New Mexico St.	17	1

Non-Div. I Games:

Arizona St.

Average RPI Win:	135	WON-LOST RECORD	WINNING PCT. RANK	LAST 10 GAMES	STRENGTH OF SCHEDULE	OPP. STRENGTH OF SCHEDULE	TEAM RPI	ADJ RPI	CONF. RPI	ADJ CONF. RPI	
DIV. I ONLY	27-4-0	.87097	5	9-1-0	160	49	30	.60269	30	5	5
DIV. I NON-CONF.	19-3-0	.86364	12	3-0-0	158	91	28	.59929	30	4	4
<hr/>											
TOTALS	RPI 1-25	RPI 26-50		W-L RECORDS	RPI 51-100		RPI 101-150		RPI 150+		
27-4-0	0-0-0	3-3-0		OVERALL	8-1-0		3-0-0		13-0-0		
5-1-0	0-0-0	2-1-0		HOME	1-0-0		0-0-0		2-0-0		
11-2-0	0-0-0	1-2-0		AWAY	3-0-0		0-0-0		7-0-0		
11-1-0	0-0-0	0-0-0		NEUTRAL	4-1-0		3-0-0		4-0-0		
<hr/>											
19-3-0	0-0-0	1-2-0		NON-CONFERENCE	5-1-0		3-0-0		10-0-0		
3-0-0	0-0-0	0-0-0		HOME	1-0-0		0-0-0		2-0-0		
5-2-0	0-0-0	1-0-		AWAY	0-0-0		0-0-0		4-0-0		
11-1-0	0-0-0	0-0-0		NEUTRAL	4-1-0		3-0-0		4-0-0		
<hr/>											
8-1-0	0-0-0	2-1-0		CONFERENCE	3-0-0		0-0-0		3-0-0		
2-1-0	0-0-0	2-1-0		HOME	0-0-0		0-0-0		0-0-0		
6-0-0	0-0-0	0-0-0		AWAY	3-0-0		0-0-0		3-0-0		
0-0-0	0-0-0	0-0-0		NEUTRAL	0-0-0		0-0-0		0-0-0		
<hr/>											
RPI S	Opponent	Score	RPI S	Opponent	Score	RPI S	Opponent	Score	RPI S	Opponent	Score
			38 A	South Fla.	2 7	60 H	Lipscomb	9 7	123 N	UAB	4 1
			42 A	Georgia	7 6	62 A	NC State	1 0	123 N	UAB	8 6
			42 A	Georgia	0 8	62 A	NC State	4 2	149 N	Central Mich.	6 0
			45 H	Georgia Tech	5 1	62 A	NC State	12 1	151 A	Col. of Charleston	13 0
			45 H	Georgia Tech	7 10	64 N	Wichita St.	11 3	166 N	ETSU	8 3
			45 H	Georgia Tech	5 4	73 N	Purdue	7 5	179 A	Radford	10 0
						73 N	Purdue	5 0	189 A	Pittsburgh	10 2
						76 N	Texas St.	5 17	189 A	Pittsburgh	18 0
						76 N	Texas St.	10 0	189 A	Pittsburgh	9 1
									203 H	Binghamton	12 0
									203 H	Binghamton	9 1
									218 N	Georgia St.	5 1
									218 N	Georgia St.	6 0
									222 N	Detroit Mercy	13 0
									230 A	Charleston So.	4 0
									230 A	Charleston So.	10 0
<hr/>											
LAST 10 GAMES											
			45 H	Georgia Tech	5 4	189 A	Pittsburgh	9 1			
			230 A	Charleston So.	10 0	60 H	Lipscomb	9 7			
			203 H	Binghamton	9 1	203 H	Binghamton	12 0			
			189 A	Pittsburgh	10 2	62 A	NC State	1 0			
			189 A	Pittsburgh	18 0	62 A	NC State	12 1			

Non-Div. I Games:

Virginia Tech

Average RPI Win: 125		WON-LOST	WINNING	LAST 10	STRENGTH OF		OPP. STRENGTH	TEAM	ADJ	CONF.	ADJ CONF.
Average RPI Loss: 24		RECORD	PCT. RANK	GAMES	SCHEDULE		OF SCHEDULE	RPI	RPI	RPI	RPI
DIV. I ONLY		23-8-0	.74194	27	5-5-0		63	28	29	.60258	31
DIV. I NON-CONF.		21-2-0	.91304	7	3-0-0		153	69	21	.61343	25
TOTALS		RPI 1-25	RPI 26-50		W-L RECORDS		RPI 51-100		RPI 101-150		RPI 150+
23-8-0		2-4-0	2-4-0		OVERALL		6-0-0		4-0-0		9-0-0
12-4-0		1-4-0	0-0-0		HOME		3-0-0		2-0-0		6-0-0
3-2-0		0-0-0	2-2-0		AWAY		0-0-0		0-0-0		1-0-0
8-2-0		1-0-0	0-2-0		NEUTRAL		3-0-0		2-0-0		2-0-0
21-2-0		1-0-0	1-2-0		NON-CONFERENCE		6-0-0		4-0-0		9-0-0
11-0-0		0-0-0	0-0-0		HOME		3-0-0		2-0-0		6-0-0
2-0-0		0-0-0	1-0-		AWAY		0-0-0		0-0-0		1-0-0
8-2-0		1-0-0	0-2-0		NEUTRAL		3-0-0		2-0-0		2-0-0
2-6-0		1-4-0	1-2-0		CONFERENCE		0-0-0		0-0-0		0-0-0
1-4-0		1-4-0	0-0-0		HOME		0-0-0		0-0-0		0-0-0
1-2-0		0-0-0	1-2-0		AWAY		0-0-0		0-0-0		0-0-0
0-0-0		0-0-0	0-0-0		NEUTRAL		0-0-0		0-0-0		0-0-0
RPI S	Opponent	Score		RPI S	Opponent	Score		RPI S	Opponent	Score	
12 H	Kentucky	2	11	27 A	Arkansas	4	7	53 N	Troy	10	2
12 H	Kentucky	1	5	27 A	Arkansas	9	6	74 N	BYU	4	3
12 H	Kentucky	0	5	27 A	Arkansas	2	3	78 H	Ohio	4	2
14 H	Ole Miss	0	2	35 N	North Carolina	0	4	91 N	Ball St.	15	1
14 H	Ole Miss	2	0	38 A	South Fla.	8	1	92 H	Coastal Caro.	7	4
21 N	Notre Dame	7	4	49 N	Baylor	1	4	98 H	UNC Greensboro	11	3
				LAST 10 GAMES							
				252 H	Youngstown St.	10	1	27 A	Arkansas	9	6
				255 H	Bryant	10	2	27 A	Arkansas	4	7
				14 H	Ole Miss	0	2	27 A	Arkansas	2	3
				14 H	Ole Miss	2	0	255 H	Bryant	7	0
				116 H	Duke	5	4	12 H	Kentucky	1	5

Non-Div. I Games:

South Carolina

Average RPI Win: 122		WON-LOST RECORD		WINNING PCT. RANK		LAST 10 GAMES		STRENGTH OF SCHEDULE		OPP. STRENGTH OF SCHEDULE		TEAM RPI		ADJ RPI		CONF. RPI		ADJ CONF. RPI	
DIV. I ONLY		18-9-0		.66667 55		7-3-0		32		40		32		.5997 32		4		4	
DIV. I NON-CONF.		15-9-0		.625 80		4-3-0		50		36		41		.57553 42		5		5	
TOTALS		RPI 1-25		RPI 26-50		W-L RECORDS		RPI 51-100		RPI 101-150		RPI 150+							
18-9-0		1-4-0		3-1-0		OVERALL		3-3-0		3-1-0		8-0-0							
3-0-0		0-0-0		3-0-0		HOME		0-0-0		0-0-0		0-0-0							
2-4-0		0-1-0		0-1-0		AWAY		0-2-0		0-0-0		2-0-0							
13-5-0		1-3-0		0-0-0		NEUTRAL		3-1-0		3-1-0		6-0-0							
15-9-0		1-4-0		0-1-0		NON-CONFERENCE		3-3-0		3-1-0		8-0-0							
0-0-0		0-0-0		0-0-0		HOME		0-0-0		0-0-0		0-0-0							
2-4-0		0-1-0		0-0-		AWAY		0-2-0		0-0-0		2-0-0							
13-5-0		1-3-0		0-0-0		NEUTRAL		3-1-0		3-1-0		6-0-0							
3-0-0		0-0-0		3-0-0		CONFERENCE		0-0-0		0-0-0		0-0-0							
3-0-0		0-0-0		3-0-0		HOME		0-0-0		0-0-0		0-0-0							
0-0-0		0-0-0		0-0-0		AWAY		0-0-0		0-0-0		0-0-0							
0-0-0		0-0-0		0-0-0		NEUTRAL		0-0-0		0-0-0		0-0-0							
RPI S	Opponent	Score		RPI S	Opponent	Score		RPI S	Opponent	Score		RPI S	Opponent	Score					
1 N	Florida St.	1	3	34 H	Indiana	7	6	52 N	Seattle U	6	4	112 N	Utah	10	2				
4 A	Washington	0	3	34 H	Indiana	2	0	52 N	Seattle U	0	3	112 N	Utah	2	0				
5 N	LSU	2	7	34 H	Indiana	5	3	58 A	Grand Canyon	3	4	116 N	Duke	6	0				
14 N	Ole Miss	4	2	39 A	UCF	2	3	58 A	Grand Canyon	7	8	137 N	Weber St.	0	4				
21 N	Notre Dame	2	3					71 N	North Florida	3	0	164 N	Northern Ill.	3	2				
								86 N	New Mexico St.	5	1	171 A	Portland St.	8	4				
												171 A	Portland St.	7	0				
												183 N	Idaho St.	9	3				
												188 N	Lehigh	2	0				
												188 N	Lehigh	12	3				
												223 N	George Mason	7	0				
												239 N	Army West Point	4	0				
												</							

Average RPI Win:	96	WON-LOST RECORD	WINNING PCT. RANK	LAST 10 GAMES	STRENGTH OF SCHEDULE	OPP. STRENGTH OF SCHEDULE	TEAM RPI	ADJ RPI	CONF. RPI	ADJ CONF. RPI		
DIV. I ONLY		16-12-0	.57143	100	5-5-0	8	27	33	.59642	33	1	1
DIV. I NON-CONF.		11-8-0	.57895	99	0-1-0	83	35	66	.54844	67	1	1
<hr/>												
TOTALS	RPI 1-25	RPI 26-50		W-L RECORDS		RPI 51-100		RPI 101-150		RPI 150+		
16-12-0	3-5-0	3-3-0		OVERALL		3-3-0		2-0-0		5-1-0		
2-2-0	0-0-0	2-1-0		HOME		0-1-0		0-0-0		0-0-0		
4-4-0	3-3-0	1-0-0		AWAY		0-1-0		0-0-0		0-0-0		
10-6-0	0-2-0	0-2-0		NEUTRAL		3-1-0		2-0-0		5-1-0		
11-8-0	0-2-0	1-2-0		NON-CONFERENCE		3-3-0		2-0-0		5-1-0		
0-1-0	0-0-0	0-0-0		HOME		0-1-0		0-0-0		0-0-0		
1-1-0	0-0-0	1-0-		AWAY		0-1-0		0-0-0		0-0-0		
10-6-0	0-2-0	0-2-0		NEUTRAL		3-1-0		2-0-0		5-1-0		
5-4-0	3-3-0	2-1-0		CONFERENCE		0-0-0		0-0-0		0-0-0		
2-1-0	0-0-0	2-1-0		HOME		0-0-0		0-0-0		0-0-0		
3-3-0	3-3-0	0-0-0		AWAY		0-0-0		0-0-0		0-0-0		
0-0-0	0-0-0	0-0-0		NEUTRAL		0-0-0		0-0-0		0-0-0		
RPI	S	Opponent	Score	RPI	S	Opponent	Score	RPI	S	Opponent	Score	
3	N	UCLA	3 11	29	A	Arizona St.	8 0	51	A	Louisville	3 5	
4	N	Washington	3 6	40	N	Oregon St.	3 4	53	N	Troy	6 0	
11	A	Alabama	1 3	42	H	Georgia	8 7	74	N	BYU	3 7	
11	A	Alabama	8 14	42	H	Georgia	0 1	85	N	Iowa	9 1	
11	A	Alabama	5 11	42	H	Georgia	7 3	86	N	New Mexico St.	15 0	
12	A	Kentucky	10 8	43	N	Oregon	1 6	90	H	Bradley	1 8	
12	A	Kentucky	11 8									
12	A	Kentucky	8 4									
			</									

Non-Div. I Games:

Missouri

Average RPI Win:		126	WON-LOST RECORD		WINNING PCT. RANK		LAST 10 GAMES		STRENGTH OF SCHEDULE		OPP. STRENGTH OF SCHEDULE		TEAM RPI		ADJ RPI		CONF. RPI		ADJ CONF. RPI				
DIV. I ONLY			25-9-0		.73529 30		4-6-0		76		64		35		.59431 34		4		4				
DIV. I NON-CONF.			25-5-0		.83333 16		4-2-0		96		76		26		.6085 27		5		5				
TOTALS		RPI 1-25		RPI 26-50		W-L RECORDS		RPI 51-100		RPI 101-150		RPI 150+											
25-9-0		1-1-0		2-3-0		OVERALL		4-4-0		11-1-0		7-0-0											
3-2-0		0-1-0		0-0-0		HOME		1-1-0		0-0-0		2-0-0											
6-4-0		1-0-0		0-3-0		AWAY		2-1-0		2-0-0		1-0-0											
16-3-0		0-0-0		2-0-0		NEUTRAL		1-2-0		9-1-0		4-0-0											
25-5-0		1-0-0		2-0-0		NON-CONFERENCE		4-4-0		11-1-0		7-0-0											
3-1-0		0-0-0		0-0-0		HOME		1-1-0		0-0-0		2-0-0											
6-1-0		1-0-0		0-0-		AWAY		2-1-0		2-0-0		1-0-0											
16-3-0		0-0-0		2-0-0		NEUTRAL		1-2-0		9-1-0		4-0-0											
0-4-0		0-1-0		0-3-0		CONFERENCE		0-0-0		0-0-0		0-0-0											
0-1-0		0-1-0		0-0-0		HOME		0-0-0		0-0-0		0-0-0											
0-3-0		0-0-0		0-3-0		AWAY		0-0-0		0-0-0		0-0-0											
0-0-0		0-0-0		0-0-0		NEUTRAL		0-0-0		0-0-0		0-0-0											
RPI	S	Opponent		Score		RPI	S	Opponent		Score		RPI	S	Opponent		Score							
5	A	LSU		7	3	32	A	Ohio St.		6	7	55	N	SFA		0	1	103	N	USC Upstate	6	4	
15	H	Northwestern		0	5	32	A	Ohio St.		3	5	65	A	FGCU		2	0	103	N	USC Upstate	2	0	
						32	A	Ohio St.		0	2	65	A	FGCU		1	3	104	N	Syracuse	5	1	
						38	N	South Fla.		3	2	75	A	Fla. Atlantic		4	1	104	N	Syracuse	6	5	
						42	N	Georgia		6	4	78	H	Ohio		6	4	116	A	Duke	3	0	
												78	H	Ohio		1	4	116	A	Duke	3	1	
												96	N	Illinois St.		0	3	119	N	Loyola Chicago	3	1	
												96	N	Illinois St.		2	0	119	N	Loyola Chicago	1	0	
																		121	N	St. John's (NY)	11	0	
																		128	N	Saint Joseph's	2	1	
																		132	N	Virginia	9	1	
																		141	N	Furman	1	5	
																		184	N	Seton Hall	6	2	
																		192	A	Mercer	8	7	
																		195	H	Toledo	9	6	
																		200	N	Bethune-Cookman	2	1	
																		206	H	Saint Francis (PA)	13	6	
																		242	N	Akron	8	1	
																		275	N	N.C. A&T	7	1	
						LAST 10 GAMES																	
						65	A	FGCU		2	0	206	H	Saint Francis (PA)		13	6						
						32	A	Ohio St.		0	2	15	H	Northwestern		0	5						
						32	A	Ohio St.		3	5	78	H	Ohio		1	4						
						32	A	Ohio St.		6	7	195	H	Toledo		9	6						
						78	H	Ohio		6	4	65	A	FGCU		1	3						

Non-Div. I Games:

Indiana

North Carolina

Through Games Of March 24, 2019

Average RPI Win:		81	WON-LOST RECORD		WINNING PCT. RANK		LAST 10 GAMES		STRENGTH OF SCHEDULE		OPP. STRENGTH OF SCHEDULE		TEAM RPI		ADJ RPI		CONF. RPI		ADJ CONF. RPI					
DIV. I ONLY			16-12-0		.57143		100		6-4-0		30		8		36		.59426		35		5		5	
DIV. I NON-CONF.			10-9-0		.52632		126		1-1-0		7		2		30		.60354		28		4		4	
TOTALS		RPI 1-25		RPI 26-50				W-L RECORDS				RPI 51-100				RPI 101-150				RPI 150+				
16-12-0		3-5-0		3-3-0				OVERALL				3-2-0				6-2-0				1-0-0				
10-5-0		3-2-0		1-2-0				HOME				2-0-0				3-1-0				1-0-0				
3-1-0		0-0-0		1-0-0				AWAY				0-0-0				2-1-0				0-0-0				
3-6-0		0-3-0		1-1-0				NEUTRAL				1-2-0				1-0-0				0-0-0				
10-9-0		3-5-0		2-1-0				NON-CONFERENCE				3-2-0				1-1-0				1-0-0				
6-3-0		3-2-0		0-0-0				HOME				2-0-0				0-1-0				1-0-0				
1-0-0		0-0-0		1-0-				AWAY				0-0-0				0-0-0				0-0-0				
3-6-0		0-3-0		1-1-0				NEUTRAL				1-2-0				1-0-0				0-0-0				
6-3-0		0-0-0		1-2-0				CONFERENCE				0-0-0				5-1-0				0-0-0				
4-2-0		0-0-0		1-2-0				HOME				0-0-0				3-0-0				0-0-0				
2-1-0		0-0-0		0-0-0				AWAY				0-0-0				2-1-0				0-0-0				
0-0-0		0-0-0		0-0-0				NEUTRAL				0-0-0				0-0-0				0-0-0				
RPI	S	Opponent		Score		RPI	S	Opponent		Score		RPI	S	Opponent		Score		RPI	S	Opponent		Score		
4	N	Washington		1	9	31	N	South Carolina		4	0	74	N	BYU		5	4	112	N	Utah		7	2	
9	H	Tennessee		0	2	42	A	Georgia		3	1	75	H	Fla. Atlantic		6	2	116	A	Duke		8	1	
12	N	Kentucky		0	1	45	H	Georgia Tech		2	3	77	H	Maryland		11	5	116	A	Duke		1	2	
13	N	Oklahoma St.		5	7	45	H	Georgia Tech		4	1	81	N	Long Beach St.		4	8	116	A	Duke		4	2	
15	H	Northwestern		3	9	45	H	Georgia Tech		5	13	86	N	New Mexico St.		2	6	120	H	Boston College		8	0	
15	H	Northwestern		5	0	49	N	Baylor		9	10							120	H	Boston College		2	0	
25	H	Michigan		4	2													120	H	Boston College		9	1	
25	H	Michigan		8	3													148	H	George Washington		0	7	
																		175	H	Charlotte		9	0	
						LAST 10 GAMES																		
25	H	Michigan		4	2	9	H	Tennessee		0	2	120	H	Boston College		8	0							
15	H	Northwestern		3	9	120	H	Boston College		2	0	120	H	Boston College		9	1							
45	H	Georgia Tech		2	3	120	H	Boston College		3	1													
45	H	Georgia Tech		5	13																			
45	H	Georgia Tech		4	1																			

Non-Div. I Games:

North Carolina

Average RPI Win:	135	WON-LOST RECORD	WINNING PCT. RANK	LAST 10 GAMES		STRENGTH OF SCHEDULE	OPP. STRENGTH OF SCHEDULE	TEAM RPI	ADJ RPI	CONF. RPI	ADJ CONF. RPI				
DIV. I ONLY		23-4-0	.85185	7	10-0-0	175	39	34	.59306	36	7	7			
DIV. I NON-CONF.		17-4-0	.80952	22	4-0-0	185	53	39	.57858	40	7	7			
<hr/>															
TOTALS	RPI 1-25		RPI 26-50		W-L RECORDS		RPI 51-100		RPI 101-150		RPI 150+				
23-4-0	2-1-0		0-0-0		OVERALL		4-2-0		8-0-0		9-1-0				
11-1-0	0-0-0		0-0-0		HOME		3-1-0		4-0-0		4-0-0				
4-0-0	1-0-0		0-0-0		AWAY		0-0-0		3-0-0		0-0-0				
8-3-0	1-1-0		0-0-0		NEUTRAL		1-1-0		1-0-0		5-1-0				
17-4-0	2-1-0		0-0-0		NON-CONFERENCE		1-2-0		5-0-0		9-1-0				
8-1-0	0-0-0		0-0-0		HOME		0-1-0		4-0-0		4-0-0				
1-0-0	1-0-0		0-0-		AWAY		0-0-0		0-0-0		0-0-0				
8-3-0	1-1-0		0-0-0		NEUTRAL		1-1-0		1-0-0		5-1-0				
6-0-0	0-0-0		0-0-0		CONFERENCE		3-0-0		3-0-0		0-0-0				
3-0-0	0-0-0		0-0-0		HOME		3-0-0		0-0-0		0-0-0				
3-0-0	0-0-0		0-0-0		AWAY		0-0-0		3-0-0		0-0-0				
0-0-0	0-0-0		0-0-0		NEUTRAL		0-0-0		0-0-0		0-0-0				
RPI	S	Opponent	Score	RPI	S	Opponent	Score	RPI	S	Opponent	Score	RPI	S	Opponent	Score
3	N	UCLA	0 3					57	H	Fresno St.	12 4	104	H	Syracuse	8 0
13	N	Oklahoma St.	2 1					57	H	Fresno St.	11 5	104	H	Syracuse	8 6
18	A	Stanford	5 0					57	H	Fresno St.	8 4	112	N	Utah	6 1
								69	N	Iowa St.	5 6	125	H	Nebraska	12 9
								76	H	Texas St.	3 7	131	H	Stony Brook	9 1
								97	N	UTSA	4 0	136	A	New Mexico	16 3
												136	A	New Mexico	9 1
												136	A	New Mexico	9 7
												169	N	Pacific	10 0
												171	N	Portland St.	7 0
												172	N	Cal Poly	1 2
												183	H	Idaho St.	16 0
												200	N	Bethune-Cookman	7 0
												209	N	Abilene Christian	3 2
												209	N	Abilene Christian	5 1
												211	H	Dayton	10 0
												211	H	Dayton	14 3
												257	H	Wagner	8 0
						</									

Non-Div. I Games:

Colorado St.

Average RPI Win: 124		WON-LOST	WINNING	LAST 10	STRENGTH OF		OPP. STRENGTH	TEAM	ADJ	CONF.	ADJ CONF.
Average RPI Loss: 69		RECORD	PCT. RANK	GAMES	SCHEDULE		OF SCHEDULE	RPI	RPI	RPI	RPI
DIV. I ONLY		23-9-0	.71875	34	7-3-0		80	73	40	.58967	37
DIV. I NON-CONF.		21-8-0	.72414	42	5-2-0		99	63	40	.58397	39
TOTALS		RPI 1-25	RPI 26-50		W-L RECORDS		RPI 51-100		RPI 101-150		RPI 150+
23-9-0		1-3-0	3-0-0		OVERALL		7-2-0		3-4-0		9-0-0
15-6-0		1-3-0	1-0-0		HOME		4-1-0		2-2-0		7-0-0
6-3-0		0-0-0	2-0-0		AWAY		3-1-0		1-2-0		0-0-0
2-0-0		0-0-0	0-0-0		NEUTRAL		0-0-0		0-0-0		2-0-0
21-8-0		1-3-0	3-0-0		NON-CONFERENCE		5-1-0		3-4-0		9-0-0
15-6-0		1-3-0	1-0-0		HOME		4-1-0		2-2-0		7-0-0
4-2-0		0-0-0	2-0-		AWAY		1-0-0		1-2-0		0-0-0
2-0-0		0-0-0	0-0-0		NEUTRAL		0-0-0		0-0-0		2-0-0
2-1-0		0-0-0	0-0-0		CONFERENCE		2-1-0		0-0-0		0-0-0
0-0-0		0-0-0	0-0-0		HOME		0-0-0		0-0-0		0-0-0
2-1-0		0-0-0	0-0-0		AWAY		2-1-0		0-0-0		0-0-0
0-0-0		0-0-0	0-0-0		NEUTRAL		0-0-0		0-0-0		0-0-0
RPI S	Opponent	Score		RPI S	Opponent	Score		RPI S	Opponent	Score	
12 H	Kentucky	4	3	44 H	Texas A&M	9	3	59 A	Cal St. Fullerton	1	0
12 H	Kentucky	1	13	49 A	Baylor	6	1	63 H	Sam Houston St.	2	1
13 H	Oklahoma St.	1	5	49 A	Baylor	2	0	64 A	Wichita St.	5	13
20 H	Illinois	2	4					64 A	Wichita St.	5	4
								64 A	Wichita St.	8	0
								76 H	Texas St.	8	3
								76 H	Texas St.	10	0
								77 H	Maryland	2	4
								77 H	Maryland	12	4
LAST 10 GAMES											
231 H	Texas Southern	9	0	64 A	Wichita St.	5	4	101 H	Nicholls St.	0	2
76 H	Texas St.	10	0	64 A	Wichita St.	5	13	110 A	UC Riverside	3	4
238 H	La.-Monroe	4	0	49 A	Baylor	2	0	110 A	UC Riverside	0	1
49 A	Baylor	6	1	59 A	Cal St. Fullerton	1	0	115 H	DePaul	0	2
64 A	Wichita St.	8	0	259 N	Omaha	6	0	115 H	DePaul	8	0
								118 A	McNeese	7	2
								142 H	Nevada	4	0
								154 H	Kennesaw St.	2	1
								154 H	Kennesaw St.	8	0
								164 H	Northern Ill.	8	0
								164 H	Northern Ill.	8	0
								194 N	San Diego	6	5
								231 H	Texas Southern	9	0
								238 H	La.-Monroe	4	0
								259 N	Omaha	6	0
								281 H	Incarnate Word	16	0

Non-Div. I Games:

Houston

Average RPI Win:		121	WON-LOST RECORD		WINNING PCT. RANK	LAST 10 GAMES		STRENGTH OF SCHEDULE		OPP. STRENGTH OF SCHEDULE	TEAM RPI	ADJ RPI	CONF. RPI	ADJ CONF. RPI			
DIV. I ONLY			23-14-0		.62162	75	6-4-0		40	25	39	.58858	38	6	6		
DIV. I NON-CONF.			22-12-0		.64706	71	5-2-0		48	27	37	.5884	36	6	6		
TOTALS		RPI 1-25		RPI 26-50		W-L RECORDS		RPI 51-100		RPI 101-150		RPI 150+					
23-14-0		2-8-0		2-2-0		OVERALL		6-3-0		5-1-0		8-0-0					
18-10-0		1-7-0		2-1-0		HOME		5-2-0		2-0-0		8-0-0					
1-0-0		1-0-0		0-0-0		AWAY		0-0-0		0-0-0		0-0-0					
4-4-0		0-1-0		0-1-0		NEUTRAL		1-1-0		3-1-0		0-0-0					
22-12-0		1-6-0		2-2-0		NON-CONFERENCE		6-3-0		5-1-0		8-0-0					
17-8-0		0-5-0		2-1-0		HOME		5-2-0		2-0-0		8-0-0					
1-0-0		1-0-0		0-0-		AWAY		0-0-0		0-0-0		0-0-0					
4-4-0		0-1-0		0-1-0		NEUTRAL		1-1-0		3-1-0		0-0-0					
1-2-0		1-2-0		0-0-0		CONFERENCE		0-0-0		0-0-0		0-0-0					
1-2-0		1-2-0		0-0-0		HOME		0-0-0		0-0-0		0-0-0					
0-0-0		0-0-0		0-0-0		AWAY		0-0-0		0-0-0		0-0-0					
0-0-0		0-0-0		0-0-0		NEUTRAL		0-0-0		0-0-0		0-0-0					
RPI	S	Opponent		Score		RPI	S	Opponent		Score		RPI	S	Opponent		Score	
7	A	Arizona		4	1	30	H	Virginia Tech		7	2	59	N	Cal St. Fullerton		4	5
7	H	Arizona		1	4	31	H	South Carolina		1	8	62	H	NC State		1	2
8	H	Florida		1	7	34	N	Indiana		2	3	65	H	FGCU		1	0
10	H	Minnesota		0	3	46	H	Wisconsin		7	1	73	H	Purdue		4	3
10	H	Minnesota		0	3							76	H	Texas St.		3	4
11	N	Alabama		0	2							76	H	Texas St.		3	0
22	H	Tulsa		4	10							85	N	Iowa		1	0
22	H	Tulsa		4	0							91	H	Ball St.		5	2
22	H	Tulsa		1	3							96	H	Illinois St.		2	1
25	H	Michigan		1	10												

Non-Div. I Games:

South Fla.

Average RPI Win: 156		WON-LOST RECORD	WINNING PCT. RANK	LAST 10 GAMES	STRENGTH OF SCHEDULE	OPP. STRENGTH OF SCHEDULE	TEAM RPI	ADJ RPI	CONF. RPI	ADJ CONF. RPI	
Average RPI Loss: 28											
DIV. I ONLY		23-9-0	.71875 34	8-2-0	86	44	38	.58544 39	6	6	
DIV. I NON-CONF.		20-9-0	.68966 54	5-2-0	64	34	36	.58555 38	6	6	
TOTALS		RPI 1-25	RPI 26-50		W-L RECORDS		RPI 51-100		RPI 101-150		RPI 150+
23-9-0		0-6-0	3-2-0		OVERALL		2-0-0		4-1-0		14-0-0
15-5-0		0-4-0	3-1-0		HOME		1-0-0		1-0-0		10-0-0
2-1-0		0-1-0	0-0-0		AWAY		0-0-0		0-0-0		2-0-0
6-3-0		0-1-0	0-1-0		NEUTRAL		1-0-0		3-1-0		2-0-0
20-9-0		0-6-0	3-2-0		NON-CONFERENCE		2-0-0		4-1-0		11-0-0
12-5-0		0-4-0	3-1-0		HOME		1-0-0		1-0-0		7-0-0
2-1-0		0-1-0	0-0-		AWAY		0-0-0		0-0-0		2-0-0
6-3-0		0-1-0	0-1-0		NEUTRAL		1-0-0		3-1-0		2-0-0
3-0-0		0-0-0	0-0-0		CONFERENCE		0-0-0		0-0-0		3-0-0
3-0-0		0-0-0	0-0-0		HOME		0-0-0		0-0-0		3-0-0
0-0-0		0-0-0	0-0-0		AWAY		0-0-0		0-0-0		0-0-0
0-0-0		0-0-0	0-0-0		NEUTRAL		0-0-0		0-0-0		0-0-0
RPI S	Opponent	Score		RPI S	Opponent	Score		RPI S	Opponent	Score	
1 H	Florida St.	3	9	28 N	Mississippi St.	3	11	92 H	Coastal Caro.	1	0
1 H	Florida St.	1	2	32 H	Ohio St.	3	2	93 N	Chattanooga	4	1
4 N	Washington	1	3	48 H	Louisiana Tech	0	3				
8 A	Florida	0	5	48 H	Louisiana Tech	5	2				
10 H	Minnesota	0	7	48 H	Louisiana Tech	5	2				
14 H	Ole Miss	0	3								

Non-Div. I Games:

UCF

Average RPI Win: 129		WON-LOST RECORD		WINNING PCT. RANK		LAST 10 GAMES		STRENGTH OF SCHEDULE		OPP. STRENGTH OF SCHEDULE		TEAM RPI		ADJ RPI		CONF. RPI		ADJ CONF. RPI	
DIV. I ONLY		17-10-0		.62963 72		4-6-0		42		29		37		.58537 40		2		2	
DIV. I NON-CONF.		16-5-0		.7619 28		3-1-0		109		47		34		.58906 34		2		2	
TOTALS		RPI 1-25		RPI 26-50		W-L RECORDS		RPI 51-100		RPI 101-150		RPI 150+							
17-10-0		0-6-0		2-2-0		OVERALL		4-1-0		4-1-0		7-0-0							
0-3-0		0-3-0		0-0-0		HOME		0-0-0		0-0-0		0-0-0							
5-4-0		0-1-0		1-2-0		AWAY		2-1-0		0-0-0		2-0-0							
12-3-0		0-2-0		1-0-0		NEUTRAL		2-0-0		4-1-0		5-0-0							
16-5-0		0-3-0		1-0-0		NON-CONFERENCE		4-1-0		4-1-0		7-0-0							
0-0-0		0-0-0		0-0-0		HOME		0-0-0		0-0-0		0-0-0							
4-2-0		0-1-0		0-0-		AWAY		2-1-0		0-0-0		2-0-0							
12-3-0		0-2-0		1-0-0		NEUTRAL		2-0-0		4-1-0		5-0-0							
1-5-0		0-3-0		1-2-0		CONFERENCE		0-0-0		0-0-0		0-0-0							
0-3-0		0-3-0		0-0-0		HOME		0-0-0		0-0-0		0-0-0							
1-2-0		0-0-0		1-2-0		AWAY		0-0-0		0-0-0		0-0-0							
0-0-0		0-0-0		0-0-0		NEUTRAL		0-0-0		0-0-0		0-0-0							
RPI S	Opponent		Score		RPI S	Opponent		Score		RPI S	Opponent		Score		RPI S	Opponent		Score	
2	A	Oklahoma	0	3	29	A	Arizona St.	5	1	52	N	Seattle U	6	4	130	N	CSUN	8	0
7	H	Arizona	0	4	29	A	Arizona St.	2	18	57	N	Fresno St.	5	0	136	N	New Mexico	5	6
7	H	Arizona	1	9	29	A	Arizona St.	4	12	66	A	Loyola Marymount	6	2	136	N	New Mexico	5	3
7	H	Arizona	4	11	33	N	Missouri	4	3	81	A	Long Beach St.	4	6	137	N	Weber St.	4	3
14	N	Ole Miss	0	2						81	A	Long Beach St.	4	2	142	N	Nevada	5	1
24	N	Louisiana	0	8											162	N	Western Mich.	8	3
															169	A	Pacific	12	3
															169	A	Pacific	8	0
															172	N	Cal Poly	3	0
															216	N	California Baptist	2	0
															225	N	Western Caro.	2	0
															225	N	Western Caro.	7	0
LAST 10 GAMES																			
					29	A	Arizona St.	2	18	29	A	Arizona St.	4	12					
					169	A	Pacific	12	3	29	A	Arizona St.	5	1					
					7	H	Arizona	0	4	225	N	Western Caro.	2	0					
					7	H	Arizona	4	11	225	N	Western Caro.	7	0					
					7	H	Arizona	1	9	136	N	New Mexico	5	3					

Non-Div. I Games:

Oregon St.

UNLV

UNLV

Average RPI Win: 160		WON-LOST	WINNING	LAST 10	STRENGTH OF		OPP. STRENGTH	TEAM	ADJ		CONF.	ADJ CONF.
Average RPI Loss: 30		RECORD	PCT. RANK	GAMES	SCHEDULE		OF SCHEDULE	RPI	RPI		RPI	RPI
DIV. I ONLY		25-9-0	.73529	30	4-6-0		121	48	42		.58171	42
DIV. I NON-CONF.		24-4-0	.85714	13	3-1-0		178	106	33		.58853	35
TOTALS		RPI 1-25	RPI 26-50		W-L RECORDS		RPI 51-100		RPI 101-150		RPI 150+	
25-9-0		0-3-0	3-5-0		OVERALL		2-1-0		6-0-0		14-0-0	
19-6-0		0-3-0	1-2-0		HOME		1-1-0		4-0-0		13-0-0	
3-2-0		0-0-0	2-2-0		AWAY		1-0-0		0-0-0		0-0-0	
3-1-0		0-0-0	0-1-0		NEUTRAL		0-0-0		2-0-0		1-0-0	
24-4-0		0-0-0	2-3-0		NON-CONFERENCE		2-1-0		6-0-0		14-0-0	
19-3-0		0-0-0	1-2-0		HOME		1-1-0		4-0-0		13-0-0	
2-0-0		0-0-0	1-0-		AWAY		1-0-0		0-0-0		0-0-0	
3-1-0		0-0-0	0-1-0		NEUTRAL		0-0-0		2-0-0		1-0-0	
1-5-0		0-3-0	1-2-0		CONFERENCE		0-0-0		0-0-0		0-0-0	
0-3-0		0-3-0	0-0-0		HOME		0-0-0		0-0-0		0-0-0	
1-2-0		0-0-0	1-2-0		AWAY		0-0-0		0-0-0		0-0-0	
0-0-0		0-0-0	0-0-0		NEUTRAL		0-0-0		0-0-0		0-0-0	
RPI S	Opponent	Score	RPI S	Opponent	Score	RPI S	Opponent	Score	RPI S	Opponent	Score	
5 H	LSU	4 11	30 H	Virginia Tech	6 7	75 A	Fla. Atlantic	4 1	108 H	Belmont	8 1	
5 H	LSU	4 7	30 H	Virginia Tech	8 0	89 H	Elon	5 0	108 H	Belmont	3 0	
5 H	LSU	4 6	33 A	Missouri	7 8	89 H	Elon	4 5	121 N	St. John's (NY)	10 1	
			33 A	Missouri	1 0				123 H	UAB	5 1	
			33 A	Missouri	3 7				123 H	UAB	10 2	
			34 N	Indiana	4 6				132 N	Virginia	15 7	
			35 H	North Carolina	1 3				155 H	Massachusetts	4 0	
			45 A	Georgia Tech	16 4				155 H	Massachusetts	8 0	
									177 H	Winthrop	11 0	
									177 H	Winthrop	11 0	
									197 H	Western Ill.	9 0	
									197 H	Western Ill.	6 0	
									200 N	Bethune-Cookman	12 0	
									227 H	Bowling Green	2 0	
									227 H	Bowling Green	10 2	
									255 H	Bryant	8 0	
									256 H	Presbyterian	7 1	
									259 H	Omaha	16 0	
									259 H	Omaha	8 3	
									261 H	Buffalo	14 1	
LAST 10 GAMES												
			89 H	Elon	5 0	5 H	LSU	4 11				
			177 H	Winthrop	11 0	33 A	Missouri	7 8				
			261 H	Buffalo	14 1	33 A	Missouri	3 7				
			5 H	LSU	4 7	33 A	Missouri	1 0				
			5 H	LSU	4 6	35 H	North Carolina	1 3				

Non-Div. I Games:

Georgia

Average RPI Win: 105		WON-LOST	WINNING	LAST 10	STRENGTH OF		OPP. STRENGTH	TEAM	ADJ	CONF.	ADJ CONF.
Average RPI Loss: 27		RECORD	PCT. RANK	GAMES	SCHEDULE		OF SCHEDULE	RPI	RPI	RPI	RPI
DIV. I ONLY		11-15-0	.42308 181	0-10-0	6		3	45	.57979 43	2	2
DIV. I NON-CONF.		11-10-0	.52381 127	0-5-0	20		10	38	.5862 37	2	2
TOTALS		RPI 1-25	RPI 26-50		W-L RECORDS		RPI 51-100		RPI 101-150		RPI 150+
11-15-0	1-13-0	2-0-0		OVERALL		4-1-0		1-0-0		3-1-0	
0-5-0	0-5-0	0-0-0		HOME		0-0-0		0-0-0		0-0-0	
0-4-0	0-3-0	0-0-0		AWAY		0-1-0		0-0-0		0-0-0	
11-6-0	1-5-0	2-0-0		NEUTRAL		4-0-0		1-0-0		3-1-0	
11-10-0	1-8-0	2-0-0		NON-CONFERENCE		4-1-0		1-0-0		3-1-0	
0-3-0	0-3-0	0-0-0		HOME		0-0-0		0-0-0		0-0-0	
0-1-0	0-0-0	0-0-		AWAY		0-1-0		0-0-0		0-0-0	
11-6-0	1-5-0	2-0-0		NEUTRAL		4-0-0		1-0-0		3-1-0	
0-5-0	0-5-0	0-0-0		CONFERENCE		0-0-0		0-0-0		0-0-0	
0-2-0	0-2-0	0-0-0		HOME		0-0-0		0-0-0		0-0-0	
0-3-0	0-3-0	0-0-0		AWAY		0-0-0		0-0-0		0-0-0	
0-0-0	0-0-0	0-0-0		NEUTRAL		0-0-0		0-0-0		0-0-0	
RPI S Opponent	Score		RPI S Opponent	Score		RPI S Opponent	Score		RPI S Opponent	Score	
4 H Washington	3	6	33 N Missouri	6	1	52 N Seattle U	8	6	130 N CSUN	12	5
4 H Washington	2	14	44 N Texas A&M	7	5	59 A Cal St. Fullerton	2	3	170 N Kansas	14	5
5 N LSU	8	5				75 N Fla. Atlantic	2	0	200 N Bethune-Cookman	3	5
7 A Arizona	0	8				86 N New Mexico St.	3	1	233 N UC Santa Barbara	6	1
7 A Arizona	0	8				90 N Bradley	13	3	239 N Army West Point	11	0
7 A Arizona	3	8									
8 N Florida	1	2									
12 N Kentucky	3	12									
13 H Oklahoma St.	6	7									
13 H Oklahoma St.	6	9									
13 H Oklahoma St.	0	3									
16 N Texas Tech	0	5									
17 N Auburn	0	8									
19 N James Madison	1	9									
LAST 10 GAMES											
13 H Oklahoma St.	6	9	7 A Arizona	0	8						
4 H Washington	2	14	13 H Oklahoma St.	6	7						
4 H Washington	3	6	13 H Oklahoma St.	0	3						
7 A Arizona	3	8	17 N Auburn	0	8						
7 A Arizona	0	8	8 N Florida	1	2						

Non-Div. I Games:

Oregon

Average RPI Win: 144		WON-LOST	WINNING	LAST 10	STRENGTH OF		OPP. STRENGTH	TEAM	ADJ		CONF.	ADJ CONF.
Average RPI Loss: 34		RECORD	PCT. RANK	GAMES	SCHEDULE		OF SCHEDULE	RPI	RPI		RPI	RPI
DIV. I ONLY		18-13-0	.58065	97	23		52	43	.5781		44	1
DIV. I NON-CONF.		16-6-0	.72727	40	190		97	62	.54959		64	1
TOTALS		RPI 1-25	RPI 26-50		W-L RECORDS		RPI 51-100		RPI 101-150		RPI 150+	
18-13-0		2-7-0	0-3-0		OVERALL		4-2-0		2-1-0		10-0-0	
17-7-0		2-4-0	0-0-0		HOME		4-2-0		2-1-0		9-0-0	
0-4-0		0-3-0	0-1-0		AWAY		0-0-0		0-0-0		0-0-0	
1-2-0		0-0-0	0-2-0		NEUTRAL		0-0-0		0-0-0		1-0-0	
16-6-0		0-0-0	0-3-0		NON-CONFERENCE		4-2-0		2-1-0		10-0-0	
15-3-0		0-0-0	0-0-0		HOME		4-2-0		2-1-0		9-0-0	
0-1-0		0-0-0	0-0-		AWAY		0-0-0		0-0-0		0-0-0	
1-2-0		0-0-0	0-2-0		NEUTRAL		0-0-0		0-0-0		1-0-0	
2-7-0		2-7-0	0-0-0		CONFERENCE		0-0-0		0-0-0		0-0-0	
2-4-0		2-4-0	0-0-0		HOME		0-0-0		0-0-0		0-0-0	
0-3-0		0-3-0	0-0-0		AWAY		0-0-0		0-0-0		0-0-0	
0-0-0		0-0-0	0-0-0		NEUTRAL		0-0-0		0-0-0		0-0-0	
RPI S	Opponent	Score	RPI S	Opponent	Score	RPI S	Opponent	Score	RPI S	Opponent	Score	
5 H	LSU	6 5	29 N	Arizona St.	4 5	55 H	SFA	2 0	113 H	Rutgers	7 6	
5 H	LSU	3 17	37 A	Houston	3 9	56 H	North Texas	2 10	118 H	McNeese	2 1	
5 H	LSU	0 7	43 N	Oregon	5 7	70 H	Longwood	4 1	118 H	McNeese	1 3	
11 H	Alabama	1 11				82 H	Liberty	2 4	167 H	Lamar University	9 1	
11 H	Alabama	3 13				82 H	Liberty	1 0	167 H	Lamar University	10 7	
11 H	Alabama	4 3				88 H	UT Arlington	1 0	172 N	Cal Poly	4 2	
17 A	Auburn	4 12							173 H	Prairie View	8 0	
17 A	Auburn	6 7							216 H	California Baptist	15 0	
17 A	Auburn	1 8							216 H	California Baptist	9 1	
									232 H	Northern Colo.	18 2	
									232 H	Northern Colo.	9 1	
									241 H	A&M-Corpus Christi	8 0	
									241 H	A&M-Corpus Christi	7 1	
LAST 10 GAMES												
241 H	A&M-Corpus Christi	7 1	11 H	Alabama	3 13							
167 H	Lamar University	10 7	55 H	SFA	2 0							
167 H	Lamar University	9 1	17 A	Auburn	4 12							
11 H	Alabama	4 3	17 A	Auburn	1 8							
11 H	Alabama	1 11	17 A	Auburn	6 7							

Non-Div. I Games:

Texas A&M

Average RPI Win:		140	WON-LOST RECORD		WINNING PCT. RANK		LAST 10 GAMES		STRENGTH OF SCHEDULE		OPP. STRENGTH OF SCHEDULE		TEAM RPI		ADJ RPI		CONF. RPI		ADJ CONF. RPI	
DIV. I ONLY			22-12-0		.64706 64		8-2-0		47		91		44		.57554 45		5		5	
DIV. I NON-CONF.			17-8-0		.68 59		3-0-0		114		89		48		.56079 48		4		4	
TOTALS		RPI 1-25		RPI 26-50		W-L RECORDS		RPI 51-100		RPI 101-150		RPI 150+								
22-12-0		0-2-0		4-6-0		OVERALL		1-1-0		6-3-0		11-0-0								
12-5-0		0-2-0		0-1-0		HOME		0-1-0		4-1-0		8-0-0								
7-5-0		0-0-0		4-5-0		AWAY		1-0-0		1-0-0		1-0-0								
3-2-0		0-0-0		0-0-0		NEUTRAL		0-0-0		1-2-0		2-0-0								
17-8-0		0-2-0		1-3-0		NON-CONFERENCE		1-1-0		4-2-0		11-0-0								
10-4-0		0-2-0		0-1-0		HOME		0-1-0		2-0-0		8-0-0								
4-2-0		0-0-0		1-0-		AWAY		1-0-0		1-0-0		1-0-0								
3-2-0		0-0-0		0-0-0		NEUTRAL		0-0-0		1-2-0		2-0-0								
5-4-0		0-0-0		3-3-0		CONFERENCE		0-0-0		2-1-0		0-0-0								
2-1-0		0-0-0		0-0-0		HOME		0-0-0		2-1-0		0-0-0								
3-3-0		0-0-0		3-3-0		AWAY		0-0-0		0-0-0		0-0-0								
0-0-0		0-0-0		0-0-0		NEUTRAL		0-0-0		0-0-0		0-0-0								
RPI	S	Opponent		Score		RPI	S	Opponent		Score		RPI	S	Opponent		Score				
20	H	Illinois		3	7	28	A	Mississippi St.		0	9	53	A	Troy		5	1			
20	H	Illinois		10	15	28	A	Mississippi St.		6	4	87	H	Jacksonville St.		3	4			
						28	A	Mississippi St.		2	4			129 H Hofstra		2	1			
						30	A	Virginia Tech		1	5			132 H Virginia		1	7			
						30	A	Virginia Tech		10	7			132 H Virginia		6	3			
						30	A	Virginia Tech		4	5			132 H Virginia		13	0			
						35	A	North Carolina		3	2			141 A Furman		14	2			
						35	A	North Carolina		13	5			143 N Providence		3	4			
						35	A	North Carolina		1	4			143 N Providence		3	4			
						42	H	Georgia		4	16			154 H Kennesaw St.		6	3			
														157 H Michigan St.		11	2			
														157 H Michigan St.		10	3			
														163 N UMass Lowell		9	8			
														185 A Jacksonville		13	8			
														192 H Mercer		4	1			
														208 H Fordham		1	0			
														208 H Fordham		4	3			
														218 H Georgia St.		8	3			
														225 H Western Caro.		9	6			
														254 N Alcorn		8	4			
LAST 10 GAMES																				
						30	A	Virginia Tech		4	5	157	H	Michigan St.		11	2			
						87	H	Jacksonville St.		3	4	208	H	Fordham		4	3			
						254	N	Alcorn		8	4	129	H	Hofstra		2	1			
						28	A	Mississippi St.		6	4	35	A	North Carolina		3	2			
						28	A	Mississippi St.		0	9	35	A	North Carolina		13	5			

Non-Div. I Games:

Georgia Tech

Average RPI Win:	163	WON-LOST RECORD	WINNING PCT. RANK	LAST 10 GAMES	STRENGTH OF SCHEDULE	OPP. STRENGTH OF SCHEDULE	TEAM RPI	ADJ RPI	CONF. RPI	ADJ CONF. RPI		
Average RPI Loss:	20											
DIV. I ONLY		22-5-0	.81481	17	7-3-0	219	24	46	.57514	46	4	4
DIV. I NON-CONF.		21-3-0	.875	11	6-1-0	265	26	44	.57076	43	5	5
<hr/>												
TOTALS	RPI 1-25	RPI 26-50		W-L RECORDS		RPI 51-100		RPI 101-150		RPI 150+		
22-5-0	2-4-0	1-1-0		OVERALL		2-0-0		3-0-0		14-0-0		
0-0-0	0-0-0	0-0-0		HOME		0-0-0		0-0-0		0-0-0		
7-3-0	1-2-0	1-1-0		AWAY		2-0-0		0-0-0		3-0-0		
15-2-0	1-2-0	0-0-0		NEUTRAL		0-0-0		3-0-0		11-0-0		
<hr/>												
21-3-0	1-2-0	1-1-0		NON-CONFERENCE		2-0-0		3-0-0		14-0-0		
0-0-0	0-0-0	0-0-0		HOME		0-0-0		0-0-0		0-0-0		
6-1-0	0-0-0	1-0-		AWAY		2-0-0		0-0-0		3-0-0		
15-2-0	1-2-0	0-0-0		NEUTRAL		0-0-0		3-0-0		11-0-0		
<hr/>												
1-2-0	1-2-0	0-0-0		CONFERENCE		0-0-0		0-0-0		0-0-0		
0-0-0	0-0-0	0-0-0		HOME		0-0-0		0-0-0		0-0-0		
1-2-0	1-2-0	0-0-0		AWAY		0-0-0		0-0-0		0-0-0		
0-0-0	0-0-0	0-0-0		NEUTRAL		0-0-0		0-0-0		0-0-0		
<hr/>												
RPI S	Opponent	Score		RPI S	Opponent	Score		RPI S	Opponent	Score		
6 N	Texas	3	1	29 A	Arizona St.	5	1	62 A	NC State	3	1	
6 N	Texas	1	5	38 A	South Fla.	1	7	62 A	NC State	6	3	
16 N	Texas Tech	3	8									
20 A	Illinois	5	6									
20 A	Illinois	15	6									
20 A	Illinois	0	2									

Non-Div. I Games:

Wisconsin

[illegible]

Non-Div. I Games:

North Dakota St.

Average RPI Win: 152		WON-LOST RECORD	WINNING PCT. RANK		LAST 10 GAMES		STRENGTH OF SCHEDULE		OPP. STRENGTH OF SCHEDULE		TEAM RPI	ADJ RPI	CONF. RPI	ADJ CONF. RPI			
Average RPI Loss: 55																	
DIV. I ONLY		22-9-0	.70968	40	7-3-0		140		74		48	.56765	48	8	8		
DIV. I NON-CONF.		18-7-0	.72	44	3-1-0		136		93		46	.56757	45	8	8		
TOTALS		RPI 1-25		RPI 26-50		W-L RECORDS		RPI 51-100		RPI 101-150		RPI 150+					
22-9-0		1-1-0		2-4-0		OVERALL		3-3-0		4-0-0		12-1-0					
7-3-0		0-0-0		0-0-0		HOME		2-3-0		1-0-0		4-0-0					
6-5-0		0-0-0		1-4-0		AWAY		0-0-0		3-0-0		2-1-0					
9-1-0		1-1-0		1-0-0		NEUTRAL		1-0-0		0-0-0		6-0-0					
18-7-0		1-1-0		2-4-0		NON-CONFERENCE		2-1-0		1-0-0		12-1-0					
6-1-0		0-0-0		0-0-0		HOME		1-1-0		1-0-0		4-0-0					
3-5-0		0-0-0		1-0-		AWAY		0-0-0		0-0-0		2-1-0					
9-1-0		1-1-0		1-0-0		NEUTRAL		1-0-0		0-0-0		6-0-0					
4-2-0		0-0-0		0-0-0		CONFERENCE		1-2-0		3-0-0		0-0-0					
1-2-0		0-0-0		0-0-0		HOME		1-2-0		0-0-0		0-0-0					
3-0-0		0-0-0		0-0-0		AWAY		0-0-0		3-0-0		0-0-0					
0-0-0		0-0-0		0-0-0		NEUTRAL		0-0-0		0-0-0		0-0-0					
RPI	S	Opponent		Score		RPI	S	Opponent		Score		RPI	S	Opponent		Score	
1	N	Florida St.		0	4	28	A	Mississippi St.		4	7	56	H	North Texas		2	5
17	N	Auburn		2	1	28	A	Mississippi St.		4	5	56	H	North Texas		4	2
						39	A	UCF		2	5	56	H	North Texas		9	10
						39	A	UCF		2	5	61	H	Southeast Mo. St.		11	3
						39	A	UCF		3	0	64	H	Wichita St.		3	13
						50	N	Missouri St.		8	4	95	N	South Alabama		2	0

Non-Div. I Games:

Louisiana Tech

Average RPI Win:	88	WON-LOST	WINNING	LAST 10	STRENGTH OF	OPP. STRENGTH	TEAM	ADJ	CONF.	ADJ CONF.				
Average RPI Loss:	60	RECORD	PCT. RANK	GAMES	SCHEDULE	OF SCHEDULE	RPI	RPI	RPI	RPI				
DIV. I ONLY		14-14-0	.5	137	4-6-0	26	37	50	.56664	49	3	3		
DIV. I NON-CONF.		13-12-0	.52	133	3-4-0	38	42	53	.56207	47	3	3		
<hr/>														
TOTALS	RPI 1-25	RPI 26-50		W-L RECORDS		RPI 51-100		RPI 101-150		RPI 150+				
14-14-0	2-6-0	2-2-0		OVERALL		5-3-0		4-2-0		1-1-0				
6-10-0	2-3-0	0-2-0		HOME		2-2-0		2-2-0		0-1-0				
4-1-0	0-1-0	0-0-0		AWAY		2-0-0		2-0-0		0-0-0				
4-3-0	0-2-0	2-0-0		NEUTRAL		1-1-0		0-0-0		1-0-0				
13-12-0	1-4-0	2-2-0		NON-CONFERENCE		5-3-0		4-2-0		1-1-0				
5-8-0	1-1-0	0-2-0		HOME		2-2-0		2-2-0		0-1-0				
4-1-0	0-1-0	0-0-		AWAY		2-0-0		2-0-0		0-0-0				
4-3-0	0-2-0	2-0-0		NEUTRAL		1-1-0		0-0-0		1-0-0				
1-2-0	1-2-0	0-0-0		CONFERENCE		0-0-0		0-0-0		0-0-0				
1-2-0	1-2-0	0-0-0		HOME		0-0-0		0-0-0		0-0-0				
0-0-0	0-0-0	0-0-0		AWAY		0-0-0		0-0-0		0-0-0				
0-0-0	0-0-0	0-0-0		NEUTRAL		0-0-0		0-0-0		0-0-0				
RPI	S	Opponent	Score		RPI	S	Opponent	Score		RPI	S	Opponent	Score	
4	N	Washington	2	8	31	N	South Carolina	4	1	56	H	North Texas	5	2
13	H	Oklahoma St.	2	1	35	N	North Carolina	10	9	63	H	Sam Houston St.	7	0
13	H	Oklahoma St.	2	21	37	H	Houston	0	2	74	N	BYU	3	4
13	H	Oklahoma St.	1	9	37	H	Houston	1	6	76	A	Texas St.	4	1
21	N	Notre Dame	1	14						82	N	Liberty	6	1
24	A	Louisiana	1	4						88	H	UT Arlington	2	10
24	H	Louisiana	4	3						88	H	UT Arlington	2	5
24	H	Louisiana	2	5						97	A	UTSA	4	1

Non-Div. I Games:

Baylor

Average RPI Win: 163		WON-LOST	WINNING	LAST 10	STRENGTH OF		OPP. STRENGTH	TEAM	ADJ		CONF.	ADJ CONF.			
Average RPI Loss: 61		RECORD	PCT. RANK	GAMES	SCHEDULE		OF SCHEDULE	RPI	RPI		RPI	RPI			
DIV. I ONLY		19-11-0	.63333	70	65		145	51	.56042		50	9			
DIV. I NON-CONF.		14-8-0	.63636	76	115		148	74	.5448		71	10			
TOTALS		RPI 1-25	RPI 26-50		W-L RECORDS		RPI 51-100		RPI 101-150		RPI 150+				
19-11-0		1-3-0	0-1-0		OVERALL		4-6-0		4-1-0		10-0-0				
5-2-0		0-0-0	0-0-0		HOME		1-2-0		3-0-0		1-0-0				
4-4-0		0-2-0	0-0-0		AWAY		2-2-0		1-0-0		1-0-0				
10-5-0		1-1-0	0-1-0		NEUTRAL		1-2-0		0-1-0		8-0-0				
14-8-0		1-3-0	0-1-0		NON-CONFERENCE		2-3-0		1-1-0		10-0-0				
1-0-0		0-0-0	0-0-0		HOME		0-0-0		0-0-0		1-0-0				
3-3-0		0-2-0	0-0-		AWAY		1-1-0		1-0-0		1-0-0				
10-5-0		1-1-0	0-1-0		NEUTRAL		1-2-0		0-1-0		8-0-0				
5-3-0		0-0-0	0-0-0		CONFERENCE		2-3-0		3-0-0		0-0-0				
4-2-0		0-0-0	0-0-0		HOME		1-2-0		3-0-0		0-0-0				
1-1-0		0-0-0	0-0-0		AWAY		1-1-0		0-0-0		0-0-0				
0-0-0		0-0-0	0-0-0		NEUTRAL		0-0-0		0-0-0		0-0-0				
RPI S	Opponent	Score		RPI S	Opponent	Score		RPI S	Opponent	Score		RPI S	Opponent	Score	
10 N	Minnesota	0	7	48 N	Louisiana Tech	4	8	54 A	Southern Ill.	5	3	119 H	Loyola Chicago	2	1
11 A	Alabama	1	11					54 A	Southern Ill.	2	11	119 H	Loyola Chicago	1	0
11 A	Alabama	5	7					61 A	Southeast Mo. St.	2	5	119 H	Loyola Chicago	5	3
17 N	Auburn	4	3					61 N	Southeast Mo. St.	7	4	124 A	Southeastern La.	5	3
								67 N	Western Ky.	0	8	140 N	SIUE	1	3
								84 H	UNI	3	6	168 N	Florida A&M	7	4
								84 H	UNI	0	2	173 N	Prairie View	6	2
								84 H	UNI	3	2	205 A	Central Ark.	6	4
								95 A	South Alabama	4	0	226 H	Saint Louis	6	0
								97 N	UTSA	1	2	238 N	La.-Monroe	4	1
												238 N	La.-Monroe	4	3
												238 N	La.-Monroe	11	2
												241 N	A&M-Corpus Christi	4	1
												290 N	Coppin St.	13	0
												291 N	Ark.-Pine Bluff	11	2
LAST 10 GAMES															
291 N	Ark.-Pine Bluff	11	2	84 H	UNI	0	2	226 H	Saint Louis	6	0				
84 H	UNI	3	6	119 H	Loyola Chicago	5	3								
54 A	Southern Ill.	2	11	119 H	Loyola Chicago	2	1								
119 H	Loyola Chicago	1	0	61 A	Southeast Mo. St.	2	5								
84 H	UNI	3	2												

Non-Div. I Games:

Missouri St.

Average RPI Win: 147		WON-LOST	WINNING	LAST 10	STRENGTH OF		OPP. STRENGTH	TEAM	ADJ	CONF.	ADJ CONF.
Average RPI Loss: 43		RECORD	PCT. RANK	GAMES	SCHEDULE		OF SCHEDULE	RPI	RPI	RPI	RPI
DIV. I ONLY		20-10-0	.66667	55	7-3-0		145	22	53	.56032	51
DIV. I NON-CONF.		17-7-0	.70833	49	4-0-0		137	46	45	.56721	46
TOTALS		RPI 1-25	RPI 26-50		W-L RECORDS		RPI 51-100		RPI 101-150		RPI 150+
20-10-0		2-8-0	1-0-0		OVERALL		3-0-0		3-1-0		11-1-0
8-1-0		0-0-0	1-0-0		HOME		0-0-0		2-1-0		5-0-0
2-4-0		1-4-0	0-0-0		AWAY		1-0-0		0-0-0		0-0-0
10-5-0		1-4-0	0-0-0		NEUTRAL		2-0-0		1-0-0		6-1-0
17-7-0		1-6-0	1-0-0		NON-CONFERENCE		3-0-0		1-0-0		11-1-0
6-0-0		0-0-0	1-0-0		HOME		0-0-0		0-0-0		5-0-0
1-2-0		0-2-0	0-0-		AWAY		1-0-0		0-0-0		0-0-0
10-5-0		1-4-0	0-0-0		NEUTRAL		2-0-0		1-0-0		6-1-0
3-3-0		1-2-0	0-0-0		CONFERENCE		0-0-0		2-1-0		0-0-0
2-1-0		0-0-0	0-0-0		HOME		0-0-0		2-1-0		0-0-0
1-2-0		1-2-0	0-0-0		AWAY		0-0-0		0-0-0		0-0-0
0-0-0		0-0-0	0-0-0		NEUTRAL		0-0-0		0-0-0		0-0-0
RPI S	Opponent	Score		RPI S	Opponent	Score		RPI S	Opponent	Score	
9 A	Tennessee	3	5	33 H	Missouri	5	3	59 A	Cal St. Fullerton	9	0
15 N	Northwestern	0	1					90 N	Bradley	6	0
15 N	Northwestern	8	9					90 N	Bradley	7	5
15 N	Northwestern	2	4								
17 A	Auburn	2	6								
21 A	Notre Dame	1	9								
21 A	Notre Dame	1	9								
21 A	Notre Dame	5	3								
25 N	Michigan	0	6								
25 N	Michigan	2	1								
				LAST 10 GAMES							
				21 A	Notre Dame	1	9	90 N	Bradley	7	5
				21 A	Notre Dame	1	9	282 H	Morehead St.	21	1
				179 N	Radford	6	0	21 A	Notre Dame	5	3
				180 H	Indiana St.	3	0	104 H	Syracuse	2	4
				90 N	Bradley	6	0	104 H	Syracuse	8	0

Non-Div. I Games:

Louisville

Average RPI Win:		154	WON-LOST RECORD		WINNING PCT. RANK		LAST 10 GAMES		STRENGTH OF SCHEDULE		OPP. STRENGTH OF SCHEDULE		TEAM RPI		ADJ RPI		CONF. RPI		ADJ CONF. RPI	
DIV. I ONLY		20-11-0		.64516 65		7-3-0		87		97		52		.55988 52		16		15		
DIV. I NON-CONF.		18-10-0		.64286 72		5-2-0		100		71		54		.55563 56		17		17		
TOTALS		RPI 1-25		RPI 26-50		W-L RECORDS		RPI 51-100		RPI 101-150		RPI 150+								
20-11-0		1-2-0		1-3-0		OVERALL		0-3-0		5-1-0		13-2-0								
5-1-0		0-0-0		0-0-0		HOME		0-0-0		0-0-0		5-1-0								
2-4-0		0-1-0		0-0-0		AWAY		0-2-0		0-0-0		2-1-0								
13-6-0		1-1-0		1-3-0		NEUTRAL		0-1-0		5-1-0		6-0-0								
18-10-0		1-2-0		1-3-0		NON-CONFERENCE		0-3-0		5-1-0		11-1-0								
5-1-0		0-0-0		0-0-0		HOME		0-0-0		0-0-0		5-1-0								
0-3-0		0-1-0		0-0-		AWAY		0-2-0		0-0-0		0-0-0								
13-6-0		1-1-0		1-3-0		NEUTRAL		0-1-0		5-1-0		6-0-0								
2-1-0		0-0-0		0-0-0		CONFERENCE		0-0-0		0-0-0		2-1-0								
0-0-0		0-0-0		0-0-0		HOME		0-0-0		0-0-0		0-0-0								
2-1-0		0-0-0		0-0-0		AWAY		0-0-0		0-0-0		2-1-0								
0-0-0		0-0-0		0-0-0		NEUTRAL		0-0-0		0-0-0		0-0-0								
RPI	S	Opponent		Score		RPI	S	Opponent		Score		RPI	S	Opponent		Score				
4	A	Washington		0	1	32	N	Ohio St.		3	0	79	A	UC Davis		0	1			
18	N	Stanford		4	6	32	N	Ohio St.		4	6	79	A	UC Davis		1	3			
20	N	Illinois		5	2	40	N	Oregon St.		4	6	90	N	Bradley		4	5			
						43	N	Oregon		6	8									

Non-Div. I Games:

Seattle U

Average RPI Win: 161		WON-LOST RECORD		WINNING PCT. RANK		LAST 10 GAMES		STRENGTH OF SCHEDULE		OPP. STRENGTH OF SCHEDULE		TEAM RPI		ADJ RPI		CONF. RPI		ADJ CONF. RPI	
DIV. I ONLY		21-13-0		.61765 80		4-6-0		57		85		49		.55906 53		10		10	
DIV. I NON-CONF.		16-9-0		.64 75		0-2-0		73		62		47		.56015 49		9		9	
TOTALS		RPI 1-25		RPI 26-50		W-L RECORDS		RPI 51-100		RPI 101-150		RPI 150+							
21-13-0		0-7-0		0-4-0		OVERALL		5-0-0		5-1-0		11-1-0							
5-5-0		0-2-0		0-1-0		HOME		2-0-0		1-1-0		2-1-0							
5-5-0		0-5-0		0-0-0		AWAY		3-0-0		0-0-0		2-0-0							
11-3-0		0-0-0		0-3-0		NEUTRAL		0-0-0		4-0-0		7-0-0							
16-9-0		0-4-0		0-4-0		NON-CONFERENCE		2-0-0		5-1-0		9-0-0							
3-4-0		0-2-0		0-1-0		HOME		2-0-0		1-1-0		0-0-0							
2-2-0		0-2-0		0-0-		AWAY		0-0-0		0-0-0		2-0-0							
11-3-0		0-0-0		0-3-0		NEUTRAL		0-0-0		4-0-0		7-0-0							
5-4-0		0-3-0		0-0-0		CONFERENCE		3-0-0		0-0-0		2-1-0							
2-1-0		0-0-0		0-0-0		HOME		0-0-0		0-0-0		2-1-0							
3-3-0		0-3-0		0-0-0		AWAY		3-0-0		0-0-0		0-0-0							
0-0-0		0-0-0		0-0-0		NEUTRAL		0-0-0		0-0-0		0-0-0							
RPI	S	Opponent		Score		RPI	S	Opponent		Score		RPI	S	Opponent		Score			
5	A	LSU		0	11	31	N	South Carolina		2	10	77	H	Maryland		10	1		
11	H	Alabama		0	8	33	N	Missouri		0	6	77	H	Maryland		4	3		
11	H	Alabama		1	7	45	H	Georgia Tech		1	5	92	A	Coastal Caro.		10	4		
17	A	Auburn		1	3	47	N	North Dakota St.		2	3	92	A	Coastal Caro.		5	3		
24	A	Louisiana		0	8							92	A	Coastal Caro.		11	3		
24	A	Louisiana		1	9														
24	A	Louisiana		0	8														

Non-Div. I Games:

Troy

Average RPI Win:	140	WON-LOST	WINNING	LAST 10	STRENGTH OF	OPP. STRENGTH	TEAM	ADJ	CONF.	ADJ CONF.		
Average RPI Loss:	85	RECORD	PCT. RANK	GAMES	SCHEDULE	OF SCHEDULE	RPI	RPI	RPI	RPI		
DIV. I ONLY		17-9-0	.65385	63	6-4-0	99	81	54	.55889	54	9	9
DIV. I NON-CONF.		12-6-0	.66667	65	1-1-0	113	132	57	.55405	59	10	10
<hr/>												
TOTALS	RPI 1-25	RPI 26-50		W-L RECORDS		RPI 51-100		RPI 101-150		RPI 150+		
17-9-0	0-1-0	4-3-0		OVERALL		3-0-0		2-4-0		8-1-0		
9-6-0	0-0-0	2-3-0		HOME		2-0-0		0-2-0		5-1-0		
0-1-0	0-0-0	0-0-0		AWAY		0-0-0		0-1-0		0-0-0		
8-2-0	0-1-0	2-0-0		NEUTRAL		1-0-0		2-1-0		3-0-0		
12-6-0	0-1-0	2-0-0		NON-CONFERENCE		3-0-0		2-4-0		5-1-0		
4-3-0	0-0-0	0-0-0		HOME		2-0-0		0-2-0		2-1-0		
0-1-0	0-0-0	0-0-		AWAY		0-0-0		0-1-0		0-0-0		
8-2-0	0-1-0	2-0-0		NEUTRAL		1-0-0		2-1-0		3-0-0		
5-3-0	0-0-0	2-3-0		CONFERENCE		0-0-0		0-0-0		3-0-0		
5-3-0	0-0-0	2-3-0		HOME		0-0-0		0-0-0		3-0-0		
0-0-0	0-0-0	0-0-0		AWAY		0-0-0		0-0-0		0-0-0		
0-0-0	0-0-0	0-0-0		NEUTRAL		0-0-0		0-0-0		0-0-0		
RPI S	Opponent	Score		RPI S	Opponent	Score		RPI S	Opponent	Score		
12 N	Kentucky	5	6	26 H	Drake	0	6	78 H	Ohio	3	0	
				26 H	Drake	4	6	78 H	Ohio	2	1	
				26 H	Drake	1	0	100 N	San Jose St.	6	1	
				28 N	Mississippi St.	4	1					
				47 N	North Dakota St.	10	9					
				50 H	Missouri St.	11	2					
				50 H	Missouri St.	3	5					
<hr/>												
LAST 10 GAMES												
				133 H	Murray St.	3	5	191 H	Valparaiso	5	3	
				78 H	Ohio	2	1	191 H	Valparaiso	20	1	
				191 H	Valparaiso	5	4	26 H	Drake	1	0	
				50 H	Missouri St.	11	2	26 H	Drake	0	6	
				26 H	Drake	4	6	50 H	Missouri St.	3	5	

Non-Div. I Games:

Southern Ill.

Average RPI Win:		151	WON-LOST RECORD		WINNING PCT. RANK		LAST 10 GAMES		STRENGTH OF SCHEDULE		OPP. STRENGTH OF SCHEDULE		TEAM RPI		ADJ RPI		CONF. RPI		ADJ CONF. RPI	
DIV. I ONLY			18-13-0		.58065 97		6-4-0		58		82		58		.55634 55		19		18	
DIV. I NON-CONF.			12-10-0		.54545 113		0-1-0		61		25		67		.55158 62		15		15	
TOTALS		RPI 1-25		RPI 26-50		W-L RECORDS		RPI 51-100		RPI 101-150		RPI 150+								
18-13-0		1-4-0		2-2-0		OVERALL		0-3-0		7-4-0		8-0-0								
7-1-0		0-0-0		0-0-0		HOME		0-0-0		2-1-0		5-0-0								
2-10-0		0-4-0		1-2-0		AWAY		0-2-0		1-2-0		0-0-0								
9-2-0		1-0-0		1-0-0		NEUTRAL		0-1-0		4-1-0		3-0-0								
12-10-0		1-4-0		2-2-0		NON-CONFERENCE		0-3-0		4-1-0		5-0-0								
2-0-0		0-0-0		0-0-0		HOME		0-0-0		0-0-0		2-0-0								
1-8-0		0-4-0		1-0-		AWAY		0-2-0		0-0-0		0-0-0								
9-2-0		1-0-0		1-0-0		NEUTRAL		0-1-0		4-1-0		3-0-0								
6-3-0		0-0-0		0-0-0		CONFERENCE		0-0-0		3-3-0		3-0-0								
5-1-0		0-0-0		0-0-0		HOME		0-0-0		2-1-0		3-0-0								
1-2-0		0-0-0		0-0-0		AWAY		0-0-0		1-2-0		0-0-0								
0-0-0		0-0-0		0-0-0		NEUTRAL		0-0-0		0-0-0		0-0-0								
RPI	S	Opponent		Score		RPI	S	Opponent		Score		RPI	S	Opponent		Score				
5	A	LSU		0	6	28	A	Mississippi St.		0	3	95	A	South Alabama		0	8			
5	A	LSU		3	13	28	A	Mississippi St.		1	0	95	A	South Alabama		5	6			
20	N	Illinois		7	2	34	N	Indiana		1	0	96	N	Illinois St.		0	6			
24	A	Louisiana		2	5	44	A	Texas A&M		0	2									
24	A	Louisiana		1	9															

Non-Div. I Games:

SFA

Average RPI Win:		147	WON-LOST		WINNING		LAST 10		STRENGTH OF		OPP. STRENGTH		TEAM		ADJ		CONF.		ADJ CONF.		
Average RPI Loss:		70	RECORD		PCT. RANK		GAMES		SCHEDULE		OF SCHEDULE		RPI		RPI		RPI		RPI		
DIV. I ONLY			18-11-0		.62069		76		7-3-0		89		87		57		.55455		56		
DIV. I NON-CONF.			11-9-0		.55		110		0-1-0		94		77		95		.53347		92		
TOTALS		RPI 1-25		RPI 26-50		W-L RECORDS		RPI 51-100		RPI 101-150		RPI 150+									
18-11-0		1-4-0		3-2-0		OVERALL		1-2-0		3-2-0		10-1-0									
8-1-0		0-0-0		0-0-0		HOME		0-0-0		2-1-0		6-0-0									
3-7-0		0-3-0		3-2-0		AWAY		0-1-0		0-0-0		0-1-0									
7-3-0		1-1-0		0-0-0		NEUTRAL		1-1-0		1-1-0		4-0-0									
11-9-0		1-4-0		1-1-0		NON-CONFERENCE		1-2-0		1-1-0		7-1-0									
3-0-0		0-0-0		0-0-0		HOME		0-0-0		0-0-0		3-0-0									
1-6-0		0-3-0		1-0-		AWAY		0-1-0		0-0-0		0-1-0									
7-3-0		1-1-0		0-0-0		NEUTRAL		1-1-0		1-1-0		4-0-0									
7-2-0		0-0-0		2-1-0		CONFERENCE		0-0-0		2-1-0		3-0-0									
5-1-0		0-0-0		0-0-0		HOME		0-0-0		2-1-0		3-0-0									
2-1-0		0-0-0		2-1-0		AWAY		0-0-0		0-0-0		0-0-0									
0-0-0		0-0-0		0-0-0		NEUTRAL		0-0-0		0-0-0		0-0-0									
RPI	S	Opponent		Score		RPI	S	Opponent		Score		RPI	S	Opponent		Score					
2	A	Oklahoma		0	8	44	A	Texas A&M		10	2	88	A	UT Arlington		10	13				
16	A	Texas Tech		1	6	48	A	Louisiana Tech		10	9	88	N	UT Arlington		5	1				
16	A	Texas Tech		1	8	48	A	Louisiana Tech		2	4	88	N	UT Arlington		7	12				
24	N	Louisiana		5	1	48	A	Louisiana Tech		5	2										
24	N	Louisiana		2	10	49	A	Baylor		2	5										
						LAST 10 GAMES															
						109 N Kent St.						9	0	48 A Louisiana Tech						5	2
						24 N Louisiana						2	10	48 A Louisiana Tech						10	9
						117 H Southern Miss.						4	3	2 A Oklahoma						0	8
						48 A Louisiana Tech						2	4	181 H UTEP						3	1
						181 H UTEP						5	1	181 H UTEP						10	2

Non-Div. I Games:

North Texas

Average RPI Win:	162	WON-LOST RECORD	WINNING PCT. RANK	LAST 10 GAMES	STRENGTH OF SCHEDULE	OPP. STRENGTH OF SCHEDULE	TEAM RPI	ADJ RPI	CONF. RPI	ADJ CONF. RPI		
DIV. I ONLY		16-11-0	.59259	88	5-5-0	55	111	55	.5543	57	7	7
DIV. I NON-CONF.		15-6-0	.71429	46	4-0-0	152	75	48	.55809	51	7	7
<hr/>												
TOTALS	RPI 1-25	RPI 26-50		W-L RECORDS		RPI 51-100		RPI 101-150		RPI 150+		
16-11-0	0-3-0	0-4-0		OVERALL		5-2-0		2-1-0		9-1-0		
8-2-0	0-0-0	0-0-0		HOME		1-2-0		1-0-0		6-0-0		
1-6-0	0-1-0	0-3-0		AWAY		1-0-0		0-1-0		0-1-0		
7-3-0	0-2-0	0-1-0		NEUTRAL		3-0-0		1-0-0		3-0-0		
<hr/>												
15-6-0	0-3-0	0-1-0		NON-CONFERENCE		4-0-0		2-1-0		9-1-0		
7-0-0	0-0-0	0-0-0		HOME		0-0-0		1-0-0		6-0-0		
1-3-0	0-1-0	0-0-		AWAY		1-0-0		0-1-0		0-1-0		
7-3-0	0-2-0	0-1-0		NEUTRAL		3-0-0		1-0-0		3-0-0		
<hr/>												
1-5-0	0-0-0	0-3-0		CONFERENCE		1-2-0		0-0-0		0-0-0		
1-2-0	0-0-0	0-0-0		HOME		1-2-0		0-0-0		0-0-0		
0-3-0	0-0-0	0-3-0		AWAY		0-0-0		0-0-0		0-0-0		
0-0-0	0-0-0	0-0-0		NEUTRAL		0-0-0		0-0-0		0-0-0		
<hr/>												
RPI S	Opponent	Score	RPI S	Opponent	Score	RPI S	Opponent	Score	RPI S	Opponent	Score	
3 A	UCLA	0 8	36 A	Colorado St.	4 8	66 N	Loyola Marymount	4 1	110 N	UC Riverside	12 0	
3 N	UCLA	2 8	36 A	Colorado St.	5 11	81 A	Long Beach St.	6 3	130 H	CSUN	2 0	
9 N	Tennessee	2 4	36 A	Colorado St.	4 12	88 N	UT Arlington	5 4	139 A	Hawaii	6 7	
			40 N	Oregon St.	0 5	97 N	UTSA	10 1	172 N	Cal Poly	8 0	
						100 H	San Jose St.	2 3	201 H	Montana	8 0	
						100 H	San Jose St.	2 4	201 H	Montana	6 0	
						100 H	San Jose St.	4 3	202 H	North Dakota	5 3	
									216 A	California Baptist	0 8	
									216 H	California Baptist	6 4	
									218 N	Georgia St.	10 1	
									233 H	UC Santa Barbara	3 1	
									233 H	UC Santa Barbara	6 2	
									245 N	Saint Mary's (CA)	4 3	
<hr/>												
LAST 10 GAMES												
233 H	UC Santa Barbara	3 1	36 A	Colorado St.	5 11							
100 H	San Jose St.	4 3	36 A	Colorado St.	4 12							
100 H	San Jose St.	2 4	36 A	Colorado St.	4 8							
100 H	San Jose St.	2 3	216 H	California Baptist	6 4							
130 H	CSUN	2 0	201 H	Montana	6 0							

Non-Div. I Games:

Fresno St.

Grand Canyon

Through Games Of March 24, 2019

Average RPI Win:		155	WON-LOST		WINNING		LAST 10		STRENGTH OF		OPP. STRENGTH		TEAM	ADJ		CONF.	ADJ CONF.							
Average RPI Loss:		80	RECORD		PCT. RANK		GAMES		SCHEDULE		OF SCHEDULE		RPI	RPI		RPI	RPI							
DIV. I ONLY			21-13-0		.61765		80		9-1-0		119		50		62		.55334		58		16		15	
DIV. I NON-CONF.			18-13-0		.58065		98		6-1-0		80		32		59		.55422		58		17		17	
TOTALS		RPI 1-25		RPI 26-50		W-L RECORDS		RPI 51-100		RPI 101-150		RPI 150+												
21-13-0		1-6-0		2-1-0		OVERALL		1-0-0		5-2-0		12-4-0												
18-6-0		1-3-0		2-0-0		HOME		1-0-0		3-1-0		11-2-0												
2-2-0		0-1-0		0-0-0		AWAY		0-0-0		2-1-0		0-0-0												
1-5-0		0-2-0		0-1-0		NEUTRAL		0-0-0		0-0-0		1-2-0												
18-13-0		1-6-0		2-1-0		NON-CONFERENCE		1-0-0		5-2-0		9-4-0												
15-6-0		1-3-0		2-0-0		HOME		1-0-0		3-1-0		8-2-0												
2-2-0		0-1-0		0-0-		AWAY		0-0-0		2-1-0		0-0-0												
1-5-0		0-2-0		0-1-0		NEUTRAL		0-0-0		0-0-0		1-2-0												
3-0-0		0-0-0		0-0-0		CONFERENCE		0-0-0		0-0-0		3-0-0												
3-0-0		0-0-0		0-0-0		HOME		0-0-0		0-0-0		3-0-0												
0-0-0		0-0-0		0-0-0		AWAY		0-0-0		0-0-0		0-0-0												
0-0-0		0-0-0		0-0-0		NEUTRAL		0-0-0		0-0-0		0-0-0												
RPI	S	Opponent		Score		RPI	S	Opponent		Score		RPI	S	Opponent		Score		RPI	S	Opponent		Score		
1	H	Florida St.		5	3	26	N	Drake		1	3	69	H	Iowa St.		2	0	104	A	Syracuse		2	3	
1	H	Florida St.		1	11	32	H	Ohio St.		4	3							107	H	Middle Tenn.		5	7	
2	A	Oklahoma		0	1	32	H	Ohio St.		8	7							112	H	Utah		8	6	
2	H	Oklahoma		1	7													114	A	San Diego St.		8	0	
15	N	Northwestern		2	7													114	H	San Diego St.		9	0	
22	N	Tulsa		0	8													137	A	Weber St.		2	0	
23	H	Boise St.		0	8													137	H	Weber St.		2	0	
																		157	H	Michigan St.		7	2	
																		160	H	South Dakota		3	0	
																		160	H	South Dakota		1	4	
																		164	N	Northern Ill.		2	3	
																		175	H	Charlotte		4	3	
																		175	H	Charlotte		5	6	
																		188	H	Lehigh		9	0	
																		188	H	Lehigh		5	0	
																		202	H	North Dakota		8	2	
																		217	H	Yale		6	3	
																		232	H	Northern Colo.		8	0	
																		233	N	UC Santa Barbara		1	4	
																		233	N	UC Santa Barbara		3	1	
																		253	H	Utah Valley		8	0	
																		253	H	Utah Valley		8	4	
																		253	H	Utah Valley		2	0	
LAST 10 GAMES																								
157	H	Michigan St.		7	2	253	H	Utah Valley		8	4	253	H	Utah Valley		2	0	253	H	Utah Valley		2	0	
188	H	Lehigh		9	0	253	H	Utah Valley		2	0	137	A	Weber St.		2	0	32	H	Ohio St.		4	3	
253	H	Utah Valley		8	0	1	H	Florida St.		1	11	32	H	Ohio St.		4	3	137	H	Weber St.		2	0	
175	H	Charlotte		5	6																			

Non-Div. I Games:

Grand Canyon

Average RPI Win:		158	WON-LOST RECORD		WINNING PCT. RANK		LAST 10 GAMES		STRENGTH OF SCHEDULE		OPP. STRENGTH OF SCHEDULE		TEAM RPI		ADJ RPI		CONF. RPI		ADJ CONF. RPI	
DIV. I ONLY			20-12-0		.625 73		6-4-0		114		69		60		.55265 59		12		12	
DIV. I NON-CONF.			20-12-0		.625 80		6-4-0		103		60		61		.55265 60		12		12	
TOTALS		RPI 1-25		RPI 26-50		W-L RECORDS		RPI 51-100		RPI 101-150		RPI 150+								
20-12-0		0-5-0		2-1-0		OVERALL		1-4-0		7-1-0		10-1-0								
12-4-0		0-1-0		1-1-0		HOME		0-1-0		4-0-0		7-1-0								
2-3-0		0-1-0		0-0-0		AWAY		1-2-0		0-0-0		1-0-0								
6-5-0		0-3-0		1-0-0		NEUTRAL		0-1-0		3-1-0		2-0-0								
20-12-0		0-5-0		2-1-0		NON-CONFERENCE		1-4-0		7-1-0		10-1-0								
12-4-0		0-1-0		1-1-0		HOME		0-1-0		4-0-0		7-1-0								
2-3-0		0-1-0		0-0-		AWAY		1-2-0		0-0-0		1-0-0								
6-5-0		0-3-0		1-0-0		NEUTRAL		0-1-0		3-1-0		2-0-0								
0-0-0		0-0-0		0-0-0		CONFERENCE		0-0-0		0-0-0		0-0-0								
0-0-0		0-0-0		0-0-0		HOME		0-0-0		0-0-0		0-0-0								
0-0-0		0-0-0		0-0-0		AWAY		0-0-0		0-0-0		0-0-0								
0-0-0		0-0-0		0-0-0		NEUTRAL		0-0-0		0-0-0		0-0-0								
RPI	S	Opponent		Score		RPI	S	Opponent		Score		RPI	S	Opponent		Score				
2	N	Oklahoma		1	9	37	H	Houston		0	1	51	H	Louisville		0	9			
4	H	Washington		0	2	38	N	South Fla.		5	4	66	A	Loyola Marymount		3	4			
4	N	Washington		0	1	43	H	Oregon		3	2	66	A	Loyola Marymount		0	3			
7	A	Arizona		0	6							66	A	Loyola Marymount		12	5			
11	N	Alabama		2	7							68	N	California		1	2			
														San Diego St.		5	1			
														DePaul		5	1			
														UIC		12	8			
														Utah St.		3	2			
														New Mexico		19	1			
														New Mexico		6	2			
														Weber St.		1	0			
														Nevada		0	5			
														Col. of Charleston		7	1			
														Pacific		8	0			
														Boston U.		3	1			
														Idaho St.		3	2			
														UConn		11	3			
														Harvard		3	4			
														Bethune-Cookman		4	0			
														Dartmouth		9	1			
														Buffalo		5	4			
														Santa Clara		8	1			
														Northern Ky.		3	0			
LAST 10 GAMES																				
						66	A	Loyola Marymount		0	3	115	H	DePaul		5	1			
						66	A	Loyola Marymount		12	5	193	H	Harvard		3	4			
						66	A	Loyola Marymount		3	4	174	H	Boston U.		3	1			
						246	H	Dartmouth		9	1	37	H	Houston		0	1			
						151	H	Col. of Charleston		7	1	270	N	Northern Ky.		3	0			

Non-Div. I Games:

Cal St. Fullerton

[illegible]

Non-Div. I Games:

Lipscomb

Average RPI Win:	182	WON-LOST RECORD	WINNING PCT. RANK	LAST 10 GAMES	STRENGTH OF SCHEDULE	OPP. STRENGTH OF SCHEDULE	TEAM RPI	ADJ RPI	CONF. RPI	ADJ CONF. RPI		
DIV. I ONLY		25-8-0	.75758	25	9-1-0	207	99	59	.55167	61	15	16
DIV. I NON-CONF.		22-7-0	.75862	31	6-0-0	217	95	63	.55081	63	16	16
<hr/>												
TOTALS	RPI 1-25	RPI 26-50		W-L RECORDS		RPI 51-100		RPI 101-150		RPI 150+		
25-8-0	0-0-0	2-6-0		OVERALL		3-1-0		1-1-0		19-0-0		
1-0-0	0-0-0	1-0-0		HOME		0-0-0		0-0-0		0-0-0		
9-3-0	0-0-0	1-2-0		AWAY		2-0-0		1-1-0		5-0-0		
15-5-0	0-0-0	0-4-0		NEUTRAL		1-1-0		0-0-0		14-0-0		
22-7-0	0-0-0	2-6-0		NON-CONFERENCE		3-1-0		0-0-0		17-0-0		
1-0-0	0-0-0	1-0-0		HOME		0-0-0		0-0-0		0-0-0		
6-2-0	0-0-0	1-0-		AWAY		2-0-0		0-0-0		3-0-0		
15-5-0	0-0-0	0-4-0		NEUTRAL		1-1-0		0-0-0		14-0-0		
3-1-0	0-0-0	0-0-0		CONFERENCE		0-0-0		1-1-0		2-0-0		
0-0-0	0-0-0	0-0-0		HOME		0-0-0		0-0-0		0-0-0		
3-1-0	0-0-0	0-0-0		AWAY		0-0-0		1-1-0		2-0-0		
0-0-0	0-0-0	0-0-0		NEUTRAL		0-0-0		0-0-0		0-0-0		
RPI	S	Opponent	Score	RPI	S	Opponent	Score	RPI	S	Opponent	Score	
				26	N	Drake	2 6	64	N	Wichita St.	0 8	
				26	N	Drake	5 7	80	N	South Dakota St.	7 3	
				26	N	Drake	1 6	84	A	UNI	16 0	
				27	A	Arkansas	1 7	84	A	UNI	5 1	
				27	A	Arkansas	6 1					
				48	A	Louisiana Tech	3 11					
				50	H	Missouri St.	5 2					
				50	N	Missouri St.	4 7					
				LAST 10 GAMES								
				170	A	Kansas	2 1	220	A	Tennessee St.	8 0	
				290	N	Coppin St.	11 5	222	N	Detroit Mercy	9 0	
				108	A	Belmont	0 7	259	N	Omaha	3 1	
				220	A	Tennessee St.	11 1	259	N	Omaha	9 4	
				108	A	Belmont	3 2	164	N	Northern Ill.	14 4	

Non-Div. I Games:

Southeast Mo. St.

Average RPI Win:	164	WON-LOST RECORD	WINNING PCT. RANK	LAST 10 GAMES	STRENGTH OF SCHEDULE	OPP. STRENGTH OF SCHEDULE	TEAM RPI	ADJ RPI	CONF. RPI	ADJ CONF. RPI		
DIV. I ONLY		16-14-0	.53333	125	4-6-0	45	77	63	.55008	62	5	5
DIV. I NON-CONF.		16-8-0	.66667	65	4-0-0	174	108	80	.54112	78	4	4
<hr/>												
TOTALS	RPI 1-25	RPI 26-50		W-L RECORDS		RPI 51-100		RPI 101-150		RPI 150+		
16-14-0	1-5-0	1-5-0		OVERALL		1-0-0		2-2-0		11-2-0		
7-8-0	0-0-0	0-5-0		HOME		0-0-0		2-2-0		5-1-0		
4-3-0	0-3-0	1-0-0		AWAY		0-0-0		0-0-0		3-0-0		
5-3-0	1-2-0	0-0-0		NEUTRAL		1-0-0		0-0-0		3-1-0		
16-8-0	1-2-0	1-2-0		NON-CONFERENCE		1-0-0		2-2-0		11-2-0		
7-5-0	0-0-0	0-2-0		HOME		0-0-0		2-2-0		5-1-0		
4-0-0	0-0-0	1-0-		AWAY		0-0-0		0-0-0		3-0-0		
5-3-0	1-2-0	0-0-0		NEUTRAL		1-0-0		0-0-0		3-1-0		
0-6-0	0-3-0	0-3-0		CONFERENCE		0-0-0		0-0-0		0-0-0		
0-3-0	0-0-0	0-3-0		HOME		0-0-0		0-0-0		0-0-0		
0-3-0	0-3-0	0-0-0		AWAY		0-0-0		0-0-0		0-0-0		
0-0-0	0-0-0	0-0-0		NEUTRAL		0-0-0		0-0-0		0-0-0		
<hr/>												
RPI S	Opponent	Score	RPI S	Opponent	Score	RPI S	Opponent	Score	RPI S	Opponent	Score	
1 A	Florida St.	6 8	30 H	Virginia Tech	2 4	96 N	Illinois St.	10 9	125 H	Nebraska	2 7	
1 A	Florida St.	0 8	30 H	Virginia Tech	0 1				125 H	Nebraska	0 6	
1 A	Florida St.	0 9	30 H	Virginia Tech	1 12				133 H	Murray St.	9 1	
7 N	Arizona	4 1	38 A	South Fla.	2 1				133 H	Murray St.	10 1	
8 N	Florida	1 2	46 H	Wisconsin	1 3				151 A	Col. of Charleston	2 0	
25 N	Michigan	3 4	46 H	Wisconsin	3 6				152 H	Campbell	9 1	
									152 H	Campbell	8 0	
									170 H	Kansas	4 1	
									175 A	Charlotte	12 2	
									191 H	Valparaiso	0 4	
									210 N	Marist	3 0	
									213 N	Rhode Island	0 1	
									230 A	Charleston So.	8 2	
									230 H	Charleston So.	6 0	
									244 H	UMBC	2 1	
									252 N	Youngstown St.	1 0	
									255 N	Bryant	4 0	
<hr/>												
LAST 10 GAMES												
			46 H	Wisconsin	1 3	30 H	Virginia Tech	1 12				
			1 A	Florida St.	0 8	30 H	Virginia Tech	2 4				
			1 A	Florida St.	6 8	230 A	Charleston So.	8 2				
			1 A	Florida St.	0 9	252 N	Youngstown St.	1 0				
			30 H	Virginia Tech	0 1	151 A	Col. of Charleston	2 0				

Non-Div. I Games:

NC State

Average RPI Win:		144	WON-LOST RECORD		WINNING PCT. RANK		LAST 10 GAMES		STRENGTH OF SCHEDULE		OPP. STRENGTH OF SCHEDULE		TEAM RPI		ADJ RPI		CONF. RPI		ADJ CONF. RPI								
DIV. I ONLY			14-15-0		.48276 150		7-3-0		31		93		67		.54896 63		19		18								
DIV. I NON-CONF.			8-12-0		.4 185		1-0-0		9		23		56		.55601 55		15		15								
TOTALS		RPI 1-25		RPI 26-50		W-L RECORDS		RPI 51-100		RPI 101-150		RPI 150+															
14-15-0		1-7-0		0-2-0		OVERALL		2-2-0		4-1-0		7-3-0															
4-3-0		0-0-0		0-0-0		HOME		0-0-0		0-0-0		4-3-0															
4-4-0		0-1-0		0-2-0		AWAY		1-1-0		0-0-0		3-0-0															
6-8-0		1-6-0		0-0-0		NEUTRAL		1-1-0		4-1-0		0-0-0															
8-12-0		1-7-0		0-2-0		NON-CONFERENCE		2-2-0		4-1-0		1-0-0															
1-0-0		0-0-0		0-0-0		HOME		0-0-0		0-0-0		1-0-0															
1-4-0		0-1-0		0-0-		AWAY		1-1-0		0-0-0		0-0-0															
6-8-0		1-6-0		0-0-0		NEUTRAL		1-1-0		4-1-0		0-0-0															
6-3-0		0-0-0		0-0-0		CONFERENCE		0-0-0		0-0-0		6-3-0															
3-3-0		0-0-0		0-0-0		HOME		0-0-0		0-0-0		3-3-0															
3-0-0		0-0-0		0-0-0		AWAY		0-0-0		0-0-0		3-0-0															
0-0-0		0-0-0		0-0-0		NEUTRAL		0-0-0		0-0-0		0-0-0															
RPI	S	Opponent		Score		RPI	S	Opponent		Score		RPI	S	Opponent		Score											
6	A	Texas		1	9	37	A	Houston		1	2	72	A	Memphis		3	5	117	N	Southern Miss.		1	2				
12	N	Kentucky		0	6	49	A	Baylor		0	7	76	A	Texas St.		4	3	117	N	Southern Miss.		3	2				
13	N	Oklahoma St.		0	3							88	N	UT Arlington		4	3	119	N	Loyola Chicago		4	3				
14	N	Ole Miss		1	5							88	N	UT Arlington		0	3	119	N	Loyola Chicago		5	3				
14	N	Ole Miss		1	2													138	N	UT Martin		8	0				
20	N	Illinois		10	6													165	H	Northwestern St.		6	0				
22	N	Tulsa		1	8													165	H	Northwestern St.		3	6				
22	N	Tulsa		2	3													165	H	Northwestern St.		4	6				
																		167	H	Lamar University		5	2				
																		167	H	Lamar University		3	2				
																		167	H	Lamar University		3	5				
																		205	A	Central Ark.		10	2				
																		205	A	Central Ark.		3	1				
																		205	A	Central Ark.		5	2				
																		231	H	Texas Southern		7	2				
						LAST 10 GAMES																					
						167 H Lamar University						3	5	167 H Lamar University						3	2						
						119 N Loyola Chicago						4	3	167 H Lamar University						5	2						
						117 N Southern Miss.						1	2	205 A Central Ark.						5	2						
						205 A Central Ark.						10	2	205 A Central Ark.						3	1						
						165 H Northwestern St.						4	6	165 H Northwestern St.						3	6						

Non-Div. I Games:

Sam Houston St.

Average RPI Win: 152		WON-LOST RECORD		WINNING PCT. RANK		LAST 10 GAMES		STRENGTH OF SCHEDULE		OPP. STRENGTH OF SCHEDULE		TEAM RPI		ADJ RPI		CONF. RPI		ADJ CONF. RPI				
DIV. I ONLY		20-11-0		.64516 65		4-6-0		135		95		65		.54835 64		6 6						
DIV. I NON-CONF.		19-9-0		.67857 61		3-4-0		170		104		71		.54468 72		6 6						
TOTALS		RPI 1-25		RPI 26-50		W-L RECORDS		RPI 51-100		RPI 101-150		RPI 150+										
20-11-0		0-2-0		2-4-0		OVERALL		3-1-0		6-1-0		9-3-0										
6-2-0		0-0-0		1-2-0		HOME		0-0-0		4-0-0		1-0-0										
3-2-0		0-1-0		1-0-0		AWAY		1-0-0		0-0-0		1-1-0										
11-7-0		0-1-0		0-2-0		NEUTRAL		2-1-0		2-1-0		7-2-0										
19-9-0		0-2-0		1-2-0		NON-CONFERENCE		3-1-0		6-1-0		9-3-0										
5-0-0		0-0-0		0-0-0		HOME		0-0-0		4-0-0		1-0-0										
3-2-0		0-1-0		1-0-		AWAY		1-0-0		0-0-0		1-1-0										
11-7-0		0-1-0		0-2-0		NEUTRAL		2-1-0		2-1-0		7-2-0										
1-2-0		0-0-0		1-2-0		CONFERENCE		0-0-0		0-0-0		0-0-0										
1-2-0		0-0-0		1-2-0		HOME		0-0-0		0-0-0		0-0-0										
0-0-0		0-0-0		0-0-0		AWAY		0-0-0		0-0-0		0-0-0										
0-0-0		0-0-0		0-0-0		NEUTRAL		0-0-0		0-0-0		0-0-0										
RPI	S	Opponent		Score		RPI	S	Opponent		Score		RPI	S	Opponent		Score						
10	N	Minnesota		0	5	30	N	Virginia Tech		3	11	61	N	Southeast Mo. St.		8	0	111	N	Towson	5	4
13	A	Oklahoma St.		0	3	37	H	Houston		4	5	76	N	Texas St.		3	0	115	H	DePaul	6	2
						37	H	Houston		0	8	88	A	UT Arlington		3	1	125	H	Nebraska	6	2
						37	H	Houston		13	5	93	N	Chattanooga		2	3	125	H	Nebraska	7	5
						47	N	North Dakota St.		4	6							125	H	Nebraska	10	1
						48	A	Louisiana Tech		13	3							134	N	Monmouth	4	7
																		149	N	Central Mich.	6	2
																		151	A	Col. of Charleston	1	4
																		170	H	Kansas	11	10
																		173	N	Prairie View	2	5
																		189	N	Pittsburgh	7	2
																		189	N	Pittsburgh	2	4
																		209	N	Abilene Christian	3	2
																		209	N	Abilene Christian	5	1
																		209	N	Abilene Christian	8	1
																		231	A	Texas Southern	8	1
																		231	N	Texas Southern	11	0
																		263	N	Fairleigh Dickinson	8	0
																		273	N	Mississippi Val.	11	5
LAST 10 GAMES																						
						125	H	Nebraska		10	1	37	H	Houston		0	8					
						76	N	Texas St.		3	0	37	H	Houston		4	5					
						231	N	Texas Southern		11	0	37	H	Houston		13	5					
						209	N	Abilene Christian		3	2	170	H	Kansas		11	10					
						125	H	Nebraska		7	5	134	N	Monmouth		4	7					

Non-Div. I Games:

Wichita St.

**F
G
C
U**

FGCU

Average RPI Win:		151	WON-LOST RECORD		WINNING PCT. RANK		LAST 10 GAMES		STRENGTH OF SCHEDULE		OPP. STRENGTH OF SCHEDULE		TEAM RPI		ADJ RPI		CONF. RPI		ADJ CONF. RPI	
DIV. I ONLY			21-14-0		.6 84		6-4-0		106		61		69		.54688 66		22		21	
DIV. I NON-CONF.			21-14-0		.6 92		6-4-0		97		55		68		.54688 69		21		21	
TOTALS		RPI 1-25		RPI 26-50		W-L RECORDS		RPI 51-100		RPI 101-150		RPI 150+								
21-14-0		1-6-0		0-1-0		OVERALL		3-3-0		6-3-0		11-1-0								
12-6-0		0-3-0		0-1-0		HOME		2-1-0		2-0-0		8-1-0								
1-5-0		0-1-0		0-0-0		AWAY		1-1-0		0-3-0		0-0-0								
8-3-0		1-2-0		0-0-0		NEUTRAL		0-1-0		4-0-0		3-0-0								
21-14-0		1-6-0		0-1-0		NON-CONFERENCE		3-3-0		6-3-0		11-1-0								
12-6-0		0-3-0		0-1-0		HOME		2-1-0		2-0-0		8-1-0								
1-5-0		0-1-0		0-0-		AWAY		1-1-0		0-3-0		0-0-0								
8-3-0		1-2-0		0-0-0		NEUTRAL		0-1-0		4-0-0		3-0-0								
0-0-0		0-0-0		0-0-0		CONFERENCE		0-0-0		0-0-0		0-0-0								
0-0-0		0-0-0		0-0-0		HOME		0-0-0		0-0-0		0-0-0								
0-0-0		0-0-0		0-0-0		AWAY		0-0-0		0-0-0		0-0-0								
0-0-0		0-0-0		0-0-0		NEUTRAL		0-0-0		0-0-0		0-0-0								
RPI	S	Opponent		Score		RPI	S	Opponent		Score		RPI	S	Opponent		Score				
2	H	Oklahoma		0	14	40	H	Oregon St.		2	6	57	N	Fresno St.		1	4			
3	A	UCLA		1	3							59	H	Cal St. Fullerton		4	3			
15	N	Northwestern		3	2							59	H	Cal St. Fullerton		5	12			
17	N	Auburn		2	9							59	H	Cal St. Fullerton		3	0			
20	H	Illinois		2	5							81	A	Long Beach St.		3	0			
23	H	Boise St.		6	14							81	A	Long Beach St.		0	8			
23	N	Boise St.		8	9															

Non-Div. I Games:

Loyola Marymount

Average RPI Win: 175		WON-LOST	WINNING	LAST 10	STRENGTH OF		OPP. STRENGTH	TEAM	ADJ		CONF.	ADJ CONF.			
Average RPI Loss: 135		RECORD	PCT. RANK	GAMES	SCHEDULE		OF SCHEDULE	RPI	RPI		RPI	RPI			
DIV. I ONLY		22-5-0	.81481	17	7-3-0		239	135	61	.54627	67	8			
DIV. I NON-CONF.		16-5-0	.7619	28	1-3-0		266	156	102	.52251	104	8			
TOTALS		RPI 1-25	RPI 26-50		W-L RECORDS		RPI 51-100		RPI 101-150		RPI 150+				
22-5-0		0-1-0	1-0-0		OVERALL		2-1-0		4-0-0		15-3-0				
9-1-0		0-0-0	0-0-0		HOME		0-0-0		0-0-0		9-1-0				
5-2-0		0-0-0	0-0-0		AWAY		1-1-0		4-0-0		0-1-0				
8-2-0		0-1-0	1-0-0		NEUTRAL		1-0-0		0-0-0		6-1-0				
16-5-0		0-1-0	1-0-0		NON-CONFERENCE		2-1-0		1-0-0		12-3-0				
6-1-0		0-0-0	0-0-0		HOME		0-0-0		0-0-0		6-1-0				
2-2-0		0-0-0	0-0-		AWAY		1-1-0		1-0-0		0-1-0				
8-2-0		0-1-0	1-0-0		NEUTRAL		1-0-0		0-0-0		6-1-0				
6-0-0		0-0-0	0-0-0		CONFERENCE		0-0-0		3-0-0		3-0-0				
3-0-0		0-0-0	0-0-0		HOME		0-0-0		0-0-0		3-0-0				
3-0-0		0-0-0	0-0-0		AWAY		0-0-0		3-0-0		0-0-0				
0-0-0		0-0-0	0-0-0		NEUTRAL		0-0-0		0-0-0		0-0-0				
RPI S	Opponent	Score		RPI S	Opponent	Score		RPI S	Opponent	Score		RPI S	Opponent	Score	
17 N	Auburn	0	8	50 N	Missouri St.	8	0	60 A	Lipscomb	7	9	102 A	FIU	4	0
								83 A	Eastern Ky.	6	5	102 A	FIU	5	4
								95 N	South Alabama	7	3	102 A	FIU	6	2
												127 A	Samford	8	1
												154 A	Kennesaw St.	1	2
												168 N	Florida A&M	4	3
												175 H	Charlotte	11	2
												175 H	Charlotte	3	0
												175 H	Charlotte	5	0
												180 H	Indiana St.	9	7
												197 H	Western Ill.	7	6
												197 H	Western Ill.	5	3
												197 H	Western Ill.	1	3
												212 N	Evansville	8	0
												220 N	Tennessee St.	5	0
												226 N	Saint Louis	10	0
												229 H	Butler	3	0
												247 N	Wright St.	6	3
												247 N	Wright St.	1	2
												264 H	Cleveland St.	10	3
												264 H	Cleveland St.	8	0
												269 N	Jackson St.	4	0
				LAST 10 GAMES											
				83 A	Eastern Ky.	6	5	264 H	Cleveland St.	10	3				
				247 N	Wright St.	1	2	229 H	Butler	3	0				
				154 A	Kennesaw St.	1	2	175 H	Charlotte	5	0				
				127 A	Samford	8	1	102 A	FIU	4	0				
				264 H	Cleveland St.	8	0	197 H	Western Ill.	1	3				

Non-Div. I Games:

Western Ky.

Average RPI Win:		173	WON-LOST RECORD		WINNING PCT. RANK		LAST 10 GAMES		STRENGTH OF SCHEDULE		OPP. STRENGTH OF SCHEDULE		TEAM RPI		ADJ RPI		CONF. RPI		ADJ CONF. RPI					
DIV. I ONLY			18-11-0		.62069		76		6-4-0		144		67		73		.54441		68		2		2	
DIV. I NON-CONF.			17-7-0		.70833		49		5-0-0		171		68		55		.55733		54		2		2	
TOTALS		RPI 1-25		RPI 26-50		W-L RECORDS		RPI 51-100		RPI 101-150		RPI 150+												
18-11-0		2-8-0		0-0-0		OVERALL		2-1-0		5-2-0		9-0-0												
0-2-0		0-2-0		0-0-0		HOME		0-0-0		0-0-0		0-0-0												
5-4-0		0-2-0		0-0-0		AWAY		0-0-0		3-2-0		2-0-0												
13-5-0		2-4-0		0-0-0		NEUTRAL		2-1-0		2-0-0		7-0-0												
17-7-0		2-6-0		0-0-0		NON-CONFERENCE		2-1-0		4-0-0		9-0-0												
0-0-0		0-0-0		0-0-0		HOME		0-0-0		0-0-0		0-0-0												
4-2-0		0-2-0		0-0-		AWAY		0-0-0		2-0-0		2-0-0												
13-5-0		2-4-0		0-0-0		NEUTRAL		2-1-0		2-0-0		7-0-0												
1-4-0		0-2-0		0-0-0		CONFERENCE		0-0-0		1-2-0		0-0-0												
0-2-0		0-2-0		0-0-0		HOME		0-0-0		0-0-0		0-0-0												
1-2-0		0-0-0		0-0-0		AWAY		0-0-0		1-2-0		0-0-0												
0-0-0		0-0-0		0-0-0		NEUTRAL		0-0-0		0-0-0		0-0-0												
RPI	S	Opponent		Score		RPI	S	Opponent		Score		RPI	S	Opponent		Score								
6	N	Texas		0	10			59	N	Cal St. Fullerton		2	1	112	A	Utah		8	7					
10	N	Minnesota		0	4			81	N	Long Beach St.		12	9	112	A	Utah		3	7					
12	N	Kentucky		0	5			86	N	New Mexico St.		5	6	112	A	Utah		4	5					
13	N	Oklahoma St.		1	4									116	N	Duke		1	0					
18	H	Stanford		3	9									139	A	Hawaii		14	0					
18	H	Stanford		10	11									140	N	SIUE		8	0					
19	N	James Madison		7	2									146	A	Sacramento St.		3	1					
21	N	Notre Dame		7	6									208	N	Fordham		9	0					
24	A	Louisiana		1	7									227	N	Bowling Green		11	3					
24	A	Louisiana		3	7									233	A	UC Santa Barbara		11	0					
						LAST 10 GAMES																		
						227	N	Bowling Green		11	3	146	A	Sacramento St.		3	1							
						12	N	Kentucky		0	5	112	A	Utah		8	7							
						24	A	Louisiana		3	7	112	A	Utah		3	7							
						18	H	Stanford		10	11	112	A	Utah		4	5							
						18	H	Stanford		3	9	140	N	SIUE		8	0							

Non-Div. I Games:

California

Average RPI Win:		150	WON-LOST		WINNING		LAST 10		STRENGTH OF		OPP. STRENGTH		TEAM	ADJ		CONF.	ADJ CONF.	
Average RPI Loss:		75	RECORD		PCT. RANK		GAMES		SCHEDULE		OF SCHEDULE		RPI	RPI		RPI	RPI	
DIV. I ONLY			17-13-0		.56667		103		6-4-0		77		56		68		.54401	
DIV. I NON-CONF.			17-10-0		.62963		78		6-1-0		126		78		73		.54185	
TOTALS		RPI 1-25		RPI 26-50		W-L RECORDS		RPI 51-100		RPI 101-150		RPI 150+						
17-13-0		0-6-0		1-0-0		OVERALL		3-2-0		3-2-0		10-3-0						
0-0-0		0-0-0		0-0-0		HOME		0-0-0		0-0-0		0-0-0						
3-7-0		0-6-0		0-0-0		AWAY		0-1-0		0-0-0		3-0-0						
14-6-0		0-0-0		1-0-0		NEUTRAL		3-1-0		3-2-0		7-3-0						
17-10-0		0-3-0		1-0-0		NON-CONFERENCE		3-2-0		3-2-0		10-3-0						
0-0-0		0-0-0		0-0-0		HOME		0-0-0		0-0-0		0-0-0						
3-4-0		0-3-0		0-0-		AWAY		0-1-0		0-0-0		3-0-0						
14-6-0		0-0-0		1-0-0		NEUTRAL		3-1-0		3-2-0		7-3-0						
0-3-0		0-3-0		0-0-0		CONFERENCE		0-0-0		0-0-0		0-0-0						
0-0-0		0-0-0		0-0-0		HOME		0-0-0		0-0-0		0-0-0						
0-3-0		0-3-0		0-0-0		AWAY		0-0-0		0-0-0		0-0-0						
0-0-0		0-0-0		0-0-0		NEUTRAL		0-0-0		0-0-0		0-0-0						
RPI	S	Opponent		Score		RPI	S	Opponent		Score		RPI	S	Opponent		Score		
1	A	Florida St.		0	1	36	N	Colorado St.		6	5	58	A	Grand Canyon		0	2	
1	A	Florida St.		0	5							81	N	Long Beach St.		2	1	
6	A	Texas		2	7							94	N	Marshall		1	0	
6	A	Texas		0	11							98	N	UNC Greensboro		4	2	
6	A	Texas		1	6							98	N	UNC Greensboro		4	8	
18	A	Stanford		1	2									135 N Utah St.		1	10	
														151 N Col. of Charleston		3	4	
														156 N UNCW		2	3	
														160 N South Dakota		2	1	
														171 N Portland St.		3	2	
														172 A Cal Poly		4	2	
														172 A Cal Poly		8	2	
														172 A Cal Poly		6	3	
														174 N Boston U.		1	0	
														179 N Radford		2	1	
														193 N Harvard		7	5	
														232 N Northern Colo.		7	3	
														232 N Northern Colo.		6	7	
														246 N Dartmouth		12	0	
LAST 10 GAMES																		
																</		

Non-Div. I Games:

Iowa St.

Average RPI Win:		172	WON-LOST RECORD		WINNING PCT. RANK		LAST 10 GAMES		STRENGTH OF SCHEDULE		OPP. STRENGTH OF SCHEDULE		TEAM RPI		ADJ RPI		CONF. RPI		ADJ CONF. RPI				
DIV. I ONLY			17-11-0		.60714 82		6-4-0		79		147		66		.54343 70		21		22				
DIV. I NON-CONF.			12-10-0		.54545 113		1-3-0		124		102		107		.518 111		22		22				
TOTALS		RPI 1-25		RPI 26-50				W-L RECORDS		RPI 51-100				RPI 101-150				RPI 150+					
17-11-0		0-4-0		0-1-0				OVERALL		3-2-0				4-2-0				10-2-0					
6-3-0		0-2-0		0-0-0				HOME		0-0-0				4-1-0				2-0-0					
3-7-0		0-2-0		0-1-0				AWAY		1-2-0				0-0-0				2-2-0					
8-1-0		0-0-0		0-0-0				NEUTRAL		2-0-0				0-1-0				6-0-0					
12-10-0		0-4-0		0-1-0				NON-CONFERENCE		3-2-0				1-2-0				8-1-0					
3-3-0		0-2-0		0-0-0				HOME		0-0-0				1-1-0				2-0-0					
1-6-0		0-2-0		0-0-				AWAY		1-2-0				0-0-0				0-1-0					
8-1-0		0-0-0		0-0-0				NEUTRAL		2-0-0				0-1-0				6-0-0					
5-1-0		0-0-0		0-0-0				CONFERENCE		0-0-0				3-0-0				2-1-0					
3-0-0		0-0-0		0-0-0				HOME		0-0-0				3-0-0				0-0-0					
2-1-0		0-0-0		0-0-0				AWAY		0-0-0				0-0-0				2-1-0					
0-0-0		0-0-0		0-0-0				NEUTRAL		0-0-0				0-0-0				0-0-0					
RPI	S	Opponent		Score		RPI	S	Opponent		Score		RPI	S	Opponent		Score		RPI	S	Opponent		Score	
6	A	Texas		1	9	44	A	Texas A&M		1	4	83	N	Eastern Ky.		10	1	103	H	USC Upstate		9	5
6	A	Texas		0	8							83	N	Eastern Ky.		6	2	103	H	USC Upstate		2	1
19	H	James Madison		2	10							89	A	Elon		2	5	103	H	USC Upstate		6	5
19	H	James Madison		1	14							98	A	UNC Greensboro		3	4	106	N	Appalachian St.		3	6
												98	A	UNC Greensboro		2	0	122	H	East Carolina		3	2
																		122	H	East Carolina		7	8
																		167	N	Lamar University		6	3
																		167	N	Lamar University		9	1
																		177	A	Winthrop		4	2
																		177	A	Winthrop		1	3
																		177	A	Winthrop		6	4
																		241	A	A&M-Corpus Christi		4	6
																		241	N	A&M-Corpus Christi		9	0
																		251	H	Robert Morris		4	1
																		251	N	Robert Morris		2	0
																		260	H	Norfolk St.		6	4
																		270	N	Northern Ky.		6	1
																		274	N	Iona		10	1
LAST 10 GAMES																							
103 H USC Upstate						2 1						167 N Lamar University						9 1					
177 A Winthrop						6 4						167 N Lamar University						6 3					
122 H East Carolina						3 2						251 H Robert Morris						4 1					
122 H East Carolina						7 8						251 N Robert Morris						2 0					
241 N A&M-Corpus Christi						9 0						19 H James Madison						2 10					

Non-Div. I Games:

Longwood

Average RPI Win:		186	WON-LOST RECORD		WINNING PCT. RANK		LAST 10 GAMES		STRENGTH OF SCHEDULE		OPP. STRENGTH OF SCHEDULE		TEAM RPI		ADJ RPI		CONF. RPI		ADJ CONF. RPI				
DIV. I ONLY			19-10-0		.65517 60		8-2-0		126		161		64		.54336 71		11		11				
DIV. I NON-CONF.			17-9-0		.65385 69		6-1-0		149		158		81		.53441 89		11		11				
TOTALS		RPI 1-25		RPI 26-50				W-L RECORDS		RPI 51-100				RPI 101-150				RPI 150+					
19-10-0		0-3-0		0-1-0				OVERALL		4-4-0				1-0-0				14-2-0					
9-3-0		0-0-0		0-0-0				HOME		2-2-0				0-0-0				7-1-0					
2-3-0		0-2-0		0-0-0				AWAY		2-1-0				0-0-0				0-0-0					
8-4-0		0-1-0		0-1-0				NEUTRAL		0-1-0				1-0-0				7-1-0					
17-9-0		0-3-0		0-1-0				NON-CONFERENCE		2-3-0				1-0-0				14-2-0					
9-3-0		0-0-0		0-0-0				HOME		2-2-0				0-0-0				7-1-0					
0-2-0		0-2-0		0-0-				AWAY		0-0-0				0-0-0				0-0-0					
8-4-0		0-1-0		0-1-0				NEUTRAL		0-1-0				1-0-0				7-1-0					
2-1-0		0-0-0		0-0-0				CONFERENCE		2-1-0				0-0-0				0-0-0					
0-0-0		0-0-0		0-0-0				HOME		0-0-0				0-0-0				0-0-0					
2-1-0		0-0-0		0-0-0				AWAY		2-1-0				0-0-0				0-0-0					
0-0-0		0-0-0		0-0-0				NEUTRAL		0-0-0				0-0-0				0-0-0					
RPI	S	Opponent		Score		RPI	S	Opponent		Score		RPI	S	Opponent		Score		RPI	S	Opponent		Score	
1	A	Florida St.		1	9	32	N	Ohio St.		0	3	73	N	Purdue		2	5	134	N	Monmouth		8	0
8	A	Florida		1	3							80	H	South Dakota St.		10	8	151	H	Col. of Charleston		5	1
10	N	Minnesota		0	13							84	H	UNI		8	7	153	H	Ga. Southern		4	0
												84	H	UNI		0	7	156	H	UNCW		2	8
												91	H	Ball St.		2	8	176	N	Albany (NY)		4	1
												99	A	North Ala.		1	3	186	H	Colgate		7	1
												99	A	North Ala.		10	7	196	N	Princeton		9	1
												99	A	North Ala.		3	1	224	H	Georgetown		5	0
																		224	N	Georgetown		10	1
																		229	N	Butler		2	1
																		230	H	Charleston So.		11	3
																		239	N	Army West Point		3	0
																		240	N	Manhattan		9	1
																		256	H	Presbyterian		2	1
																		261	N	Buffalo		7	1
																		265	N	Siena		1	4
																		279	H	Holy Cross		3	1
LAST 10 GAMES																							
84	H	UNI		0	7	196	N	Princeton		9	1												
99	A	North Ala.		10	7	134	N	Monmouth		8	0												
99	A	North Ala.		1	3	229	N	Butler		2	1												
99	A	North Ala.		3	1	239	N	Army West Point		3	0												
1	A	Florida St.		1	9	261	N	Buffalo		7	1												

Non-Div. I Games:

North Florida

Average RPI Win:		153	WON-LOST RECORD		WINNING PCT. RANK		LAST 10 GAMES		STRENGTH OF SCHEDULE		OPP. STRENGTH OF SCHEDULE		TEAM RPI		ADJ RPI		CONF. RPI		ADJ CONF. RPI				
DIV. I ONLY			17-14-0		.54839 112		5-5-0		70		83		72		.54215 72		6 6						
DIV. I NON-CONF.			15-13-0		.53571 120		3-4-0		75		65		88		.53618 86		6 6						
TOTALS		RPI 1-25		RPI 26-50		W-L RECORDS		RPI 51-100		RPI 101-150		RPI 150+											
17-14-0		1-5-0		0-1-0		OVERALL		1-2-0		7-5-0		8-1-0											
12-5-0		1-1-0		0-1-0		HOME		1-1-0		5-2-0		5-0-0											
0-5-0		0-2-0		0-0-0		AWAY		0-1-0		0-2-0		0-0-0											
5-4-0		0-2-0		0-0-0		NEUTRAL		0-0-0		2-1-0		3-1-0											
15-13-0		1-5-0		0-1-0		NON-CONFERENCE		1-2-0		5-4-0		8-1-0											
10-4-0		1-1-0		0-1-0		HOME		1-1-0		3-1-0		5-0-0											
0-5-0		0-2-0		0-0-		AWAY		0-1-0		0-2-0		0-0-0											
5-4-0		0-2-0		0-0-0		NEUTRAL		0-0-0		2-1-0		3-1-0											
2-1-0		0-0-0		0-0-0		CONFERENCE		0-0-0		2-1-0		0-0-0											
2-1-0		0-0-0		0-0-0		HOME		0-0-0		2-1-0		0-0-0											
0-0-0		0-0-0		0-0-0		AWAY		0-0-0		0-0-0		0-0-0											
0-0-0		0-0-0		0-0-0		NEUTRAL		0-0-0		0-0-0		0-0-0											
RPI	S	Opponent		Score		RPI	S	Opponent		Score		RPI	S	Opponent		Score		RPI	S	Opponent		Score	
5	A	LSU		0	4	28	H	Mississippi St.		7	10	63	H	Sam Houston St.		5	3	102	A	FIU		1	4
13	H	Oklahoma St.		2	5							65	A	FGCU		0	5	102	A	FIU		1	4
14	A	Ole Miss		0	8							99	H	North Ala.		1	2	102	N	FIU		6	0
16	H	Texas Tech		5	3													102	N	FIU		4	0
18	N	Stanford		1	5													115	H	DePaul		5	4
25	N	Michigan		2	4													122	H	East Carolina		9	1
																		122	H	East Carolina		8	0
																		122	H	East Carolina		4	5
																		130	N	CSUN		0	2
																		133	H	Murray St.		9	5
																		133	H	Murray St.		3	6
																		138	H	UT Martin		5	2
																		157	N	Michigan St.		6	11
																		157	N	Michigan St.		11	9
																		167	N	Lamar University		3	0
																		180	H	Indiana St.		3	2
																		205	H	Central Ark.		1	0
																		221	H	IUPUI		4	2
																		228	H	Maine		8	2
																		255	N	Bryant		10	2
																		273	H	Mississippi Val.		9	1
LAST 10 GAMES																							
						221	H	IUPUI		4	2	13	H	Oklahoma St.		2	5						
						102	A	FIU		1	4	133	H	Murray St.		9	5						
						122	H	East Carolina		9	1	16	H	Texas Tech		5	3						
						122	H	East Carolina		8	0	228	H	Maine		8	2						
						122	H	East Carolina		4	5	133	H	Murray St.		3	6						

Non-Div. I Games:

Memphis

Average RPI Win: 153		WON-LOST RECORD	WINNING PCT. RANK	LAST 10 GAMES	STRENGTH OF SCHEDULE	OPP. STRENGTH OF SCHEDULE	TEAM RPI	ADJ RPI	CONF. RPI	ADJ CONF. RPI					
Average RPI Loss: 96															
DIV. I ONLY		22-10-0	.6875	50	6-4-0	180	104	71	.54002	73	4	4			
DIV. I NON-CONF.		20-9-0	.68966	54	4-3-0	206	107	87	.53361	90	5	5			
<hr/>															
TOTALS		RPI 1-25		RPI 26-50		W-L RECORDS		RPI 51-100		RPI 101-150		RPI 150+			
22-10-0		0-0-0		1-4-0		OVERALL		7-3-0		4-0-0		10-3-0			
2-1-0		0-0-0		0-0-0		HOME		2-1-0		0-0-0		0-0-0			
1-3-0		0-0-0		0-1-0		AWAY		0-1-0		1-0-0		0-1-0			
19-6-0		0-0-0		1-3-0		NEUTRAL		5-1-0		3-0-0		10-2-0			
<hr/>															
20-9-0		0-0-0		1-4-0		NON-CONFERENCE		5-2-0		4-0-0		10-3-0			
0-0-0		0-0-0		0-0-0		HOME		0-0-0		0-0-0		0-0-0			
1-3-0		0-0-0		0-0-		AWAY		0-1-0		1-0-0		0-1-0			
19-6-0		0-0-0		1-3-0		NEUTRAL		5-1-0		3-0-0		10-2-0			
<hr/>															
2-1-0		0-0-0		0-0-0		CONFERENCE		2-1-0		0-0-0		0-0-0			
2-1-0		0-0-0		0-0-0		HOME		2-1-0		0-0-0		0-0-0			
0-0-0		0-0-0		0-0-0		AWAY		0-0-0		0-0-0		0-0-0			
0-0-0		0-0-0		0-0-0		NEUTRAL		0-0-0		0-0-0		0-0-0			
<hr/>															
RPI	S	Opponent	Score	RPI	S	Opponent	Score	RPI	S	Opponent	Score				
				30	N	Virginia Tech	0 5	71	N	North Florida	5 2	102	A	FIU	6 3
				30	N	Virginia Tech	5 7	75	A	Fla. Atlantic	0 4	107	N	Middle Tenn.	12 3
				38	A	South Fla.	3 4	85	H	Iowa	4 2	128	N	Saint Joseph's	8 4
				47	N	North Dakota St.	0 3	85	H	Iowa	1 2	149	N	Central Mich.	11 3
				47	N	North Dakota St.	4 1	85	H	Iowa	3 2	151	A	Col. of Charleston	4 8
								90	N	Bradley	3 12	160	N	South Dakota	2 4
								90	N	Bradley	4 2	168	N	Florida A&M	7 3
								95	N	South Alabama	6 5	176	N	Albany (NY)	10 8
								96	N	Illinois St.	8 0	184	N	Seton Hall	7 0
								96	N	Illinois St.	2 1	189	N	Pittsburgh	13 9
												206	N	Saint Francis (PA)	6 2
												217	N	Yale	5 4
												224	N	Georgetown	5 2
												257	N	Wagner	0 1
												280	N	Lafayette	11 2
												287	N	Savannah St.	5 0
												287	N	Savannah St.	10 1
<hr/>															
LAST 10 GAMES															
				85	H	Iowa	1 2	287	N	Savannah St.	5 0				
				85	H	Iowa	4 2	149	N	Central Mich.	11 3				
				128	N	Saint Joseph's	8 4	85	H	Iowa	3 2				
				102	A	FIU	6 3	184	N	Seton Hall	7 0				
				287	N	Savannah St.	10 1	47	N	North Dakota St.	0 3				

Non-Div. I Games:

Purdue

Average RPI Win:		140	WON-LOST RECORD		WINNING PCT. RANK		LAST 10 GAMES		STRENGTH OF SCHEDULE		OPP. STRENGTH OF SCHEDULE		TEAM RPI		ADJ RPI		CONF. RPI		ADJ CONF. RPI				
DIV. I ONLY			10-15-0		.4 193		4-6-0		24		23		77		.53986 74		22		21				
DIV. I NON-CONF.			10-15-0		.4 185		4-6-0		23		20		83		.53986 79		21		21				
TOTALS		RPI 1-25		RPI 26-50		W-L RECORDS		RPI 51-100		RPI 101-150		RPI 150+											
10-15-0		0-7-0		2-2-0		OVERALL		3-3-0		0-2-0		5-1-0											
0-1-0		0-1-0		0-0-0		HOME		0-0-0		0-0-0		0-0-0											
1-4-0		0-3-0		0-0-0		AWAY		1-0-0		0-1-0		0-0-0											
9-10-0		0-3-0		2-2-0		NEUTRAL		2-3-0		0-1-0		5-1-0											
10-15-0		0-7-0		2-2-0		NON-CONFERENCE		3-3-0		0-2-0		5-1-0											
0-1-0		0-1-0		0-0-0		HOME		0-0-0		0-0-0		0-0-0											
1-4-0		0-3-0		0-0-		AWAY		1-0-0		0-1-0		0-0-0											
9-10-0		0-3-0		2-2-0		NEUTRAL		2-3-0		0-1-0		5-1-0											
0-0-0		0-0-0		0-0-0		CONFERENCE		0-0-0		0-0-0		0-0-0											
0-0-0		0-0-0		0-0-0		HOME		0-0-0		0-0-0		0-0-0											
0-0-0		0-0-0		0-0-0		AWAY		0-0-0		0-0-0		0-0-0											
0-0-0		0-0-0		0-0-0		NEUTRAL		0-0-0		0-0-0		0-0-0											
RPI	S	Opponent		Score		RPI	S	Opponent		Score		RPI	S	Opponent		Score							
2	N	Oklahoma		0	5	31	N	South Carolina		3	4	65	N	FGCU		2	0	114	A	San Diego St.		1	2
3	A	UCLA		2	8	33	N	Missouri		7	3	78	N	Ohio		3	2	125	N	Nebraska		4	5
6	N	Texas		0	14	35	N	North Carolina		4	5	79	N	UC Davis		2	4	174	N	Boston U.		6	7
6	N	Texas		0	3	49	N	Baylor		4	3	81	A	Long Beach St.		11	6	181	N	UTEP		19	4
9	A	Tennessee		2	14							82	N	Liberty		3	13	208	N	Fordham		11	3
9	A	Tennessee		1	5							100	N	San Jose St.		1	2	224	N	Georgetown		3	1
15	H	Northwestern		0	1													233	N	UC Santa Barbara		3	2
																		251	N	Robert Morris		1	0
LAST 10 GAMES																							
6	N	Texas		0	3	174	N	Boston U.		6	7												
9	A	Tennessee		1	5	78	N	Ohio		3	2												
6	N	Texas		0	14	251	N	Robert Morris		1	0												
9	A	Tennessee		2	14	81	A	Long Beach St.		11	6												
3	A	UCLA		2	8	65	N	FGCU		2	0												

Non-Div. I Games:

BYU

Average RPI Win: 149		WON-LOST	WINNING	LAST 10	STRENGTH OF		OPP. STRENGTH	TEAM	ADJ	CONF.	ADJ CONF.
Average RPI Loss: 62		RECORD	PCT. RANK	GAMES	SCHEDULE		OF SCHEDULE	RPI	RPI	RPI	RPI
DIV. I ONLY		15-15-0	.5	137	5-5-0		50	58	74	.53943	75
DIV. I NON-CONF.		12-12-0	.5	138	2-2-0		31	57	58	.55241	61
TOTALS		RPI 1-25	RPI 26-50		W-L RECORDS		RPI 51-100		RPI 101-150		RPI 150+
15-15-0		0-5-0	0-4-0		OVERALL		2-1-0		6-5-0		7-0-0
10-7-0		0-1-0	0-2-0		HOME		2-1-0		4-3-0		4-0-0
2-2-0		0-0-0	0-1-0		AWAY		0-0-0		2-1-0		0-0-0
3-6-0		0-4-0	0-1-0		NEUTRAL		0-0-0		0-1-0		3-0-0
12-12-0		0-5-0	0-4-0		NON-CONFERENCE		2-1-0		3-2-0		7-0-0
9-5-0		0-1-0	0-2-0		HOME		2-1-0		3-1-0		4-0-0
0-1-0		0-0-0	0-0-		AWAY		0-0-0		0-0-0		0-0-0
3-6-0		0-4-0	0-1-0		NEUTRAL		0-0-0		0-1-0		3-0-0
3-3-0		0-0-0	0-0-0		CONFERENCE		0-0-0		3-3-0		0-0-0
1-2-0		0-0-0	0-0-0		HOME		0-0-0		1-2-0		0-0-0
2-1-0		0-0-0	0-0-0		AWAY		0-0-0		2-1-0		0-0-0
0-0-0		0-0-0	0-0-0		NEUTRAL		0-0-0		0-0-0		0-0-0
RPI S	Opponent	Score	RPI S	Opponent	Score	RPI S	Opponent	Score	RPI S	Opponent	Score
1 N	Florida St.	5 10	34 H	Indiana	1 4	65 H	FGCU	8 3	117 A	Southern Miss.	3 1
2 N	Oklahoma	0 4	35 A	North Carolina	2 6	73 H	Purdue	4 0	117 A	Southern Miss.	0 2
6 N	Texas	1 5	42 H	Georgia	1 4	96 H	Illinois St.	2 6	117 A	Southern Miss.	5 3
19 N	James Madison	1 6	43 N	Oregon	0 2				121 H	St. John's (NY)	2 1
21 H	Notre Dame	1 6							122 H	East Carolina	5 12
									123 H	UAB	1 5
									123 H	UAB	7 3
									123 H	UAB	3 5
									131 H	Stony Brook	7 3
									132 H	Virginia	1 0
									148 N	George Washington	0 6
									182 N	Stetson	10 2
									182 N	Stetson	3 0
									190 H	UConn	3 2
									190 H	UConn	3 2
									198 N	Fairfield	12 4
									200 H	Bethune-Cookman	6 3
									217 H	Yale	5 3
			LAST 10 GAMES								
			123 H	UAB	7 3	123 H	UAB	3 5			
			182 N	Stetson	3 0	117 A	Southern Miss.	0 2			
			123 H	UAB	1 5	117 A	Southern Miss.	3 1			
			117 A	Southern Miss.	5 3	21 H	Notre Dame	1 6			
			182 N	Stetson	10 2	73 H	Purdue	4 0			

Non-Div. I Games:

Fla. Atlantic

Average RPI Win: 146		WON-LOST	WINNING	LAST 10	STRENGTH OF		OPP. STRENGTH	TEAM	ADJ	CONF.	ADJ CONF.
Average RPI Loss: 54		RECORD	PCT. RANK	GAMES	SCHEDULE		OF SCHEDULE	RPI	RPI	RPI	RPI
DIV. I ONLY		15-15-0	.5	137	60		63	85	.53931	76	10
DIV. I NON-CONF.		10-11-0	.47619	153	30		86	72	.54936	65	9
TOTALS		RPI 1-25	RPI 26-50		W-L RECORDS		RPI 51-100		RPI 101-150		RPI 150+
15-15-0		0-3-0	4-6-0		OVERALL		3-6-0		1-0-0		7-0-0
2-7-0		0-3-0	1-2-0		HOME		0-2-0		0-0-0		1-0-0
7-5-0		0-0-0	2-3-0		AWAY		2-2-0		0-0-0		3-0-0
6-3-0		0-0-0	1-1-0		NEUTRAL		1-2-0		1-0-0		3-0-0
10-11-0		0-0-0	4-6-0		NON-CONFERENCE		1-5-0		1-0-0		4-0-0
2-4-0		0-0-0	1-2-0		HOME		0-2-0		0-0-0		1-0-0
2-4-0		0-0-0	2-0-		AWAY		0-1-0		0-0-0		0-0-0
6-3-0		0-0-0	1-1-0		NEUTRAL		1-2-0		1-0-0		3-0-0
5-4-0		0-3-0	0-0-0		CONFERENCE		2-1-0		0-0-0		3-0-0
0-3-0		0-3-0	0-0-0		HOME		0-0-0		0-0-0		0-0-0
5-1-0		0-0-0	0-0-0		AWAY		2-1-0		0-0-0		3-0-0
0-0-0		0-0-0	0-0-0		NEUTRAL		0-0-0		0-0-0		0-0-0
RPI S	Opponent	Score	RPI S	Opponent	Score	RPI S	Opponent	Score	RPI S	Opponent	Score
24 H	Louisiana	1 6	30 N	Virginia Tech	17 5	63 H	Sam Houston St.	3 4	115 N	DePaul	3 0
24 H	Louisiana	4 7	30 N	Virginia Tech	0 10	64 N	Wichita St.	0 3	201 N	Montana	11 3
24 H	Louisiana	3 5	36 A	Colorado St.	7 3	86 A	New Mexico St.	4 7	201 N	Montana	7 5
			37 A	Houston	3 8	90 N	Bradley	10 12	231 N	Texas Southern	7 3
			37 A	Houston	0 10	95 A	South Alabama	9 6	238 A	La.-Monroe	2 1
			38 A	South Fla.	4 3	95 A	South Alabama	1 3	238 A	La.-Monroe	8 2
			38 A	South Fla.	0 3	95 A	South Alabama	12 2	238 A	La.-Monroe	2 0
			47 H	North Dakota St.	9 1	97 H	UTSA	2 3	281 H	Incarnate Word	2 0
			47 H	North Dakota St.	3 4	100 N	San Jose St.	12 3			
			49 H	Baylor	1 4						
LAST 10 GAMES											
			238 A	La.-Monroe	2 0				238 A	La.-Monroe	8 2
			64 N	Wichita St.	0 3				238 A	La.-Monroe	2 1
			37 A	Houston	0 10				281 H	Incarnate Word	2 0
			36 A	Colorado St.	7 3				95 A	South Alabama	12 2
			47 H	North Dakota St.	9 1				95 A	South Alabama	1 3

Non-Div. I Games:

Texas St.

Average RPI Win:	174	WON-LOST	WINNING	LAST 10	STRENGTH OF	OPP. STRENGTH	TEAM	ADJ	CONF.	ADJ CONF.	
Average RPI Loss:	85	RECORD	PCT. RANK	GAMES	SCHEDULE	OF SCHEDULE	RPI	RPI	RPI	RPI	
DIV. I ONLY	21-10-0	.67742	53	8-2-0	191	101	83	.53699	78	17	17
DIV. I NON-CONF.	18-10-0	.64286	72	5-2-0	187	80	96	.53182	95	18	18
<hr/>											
TOTALS	RPI 1-25	RPI 26-50		W-L RECORDS		RPI 51-100		RPI 101-150		RPI 150+	
21-10-0	0-0-0	2-2-0		OVERALL		2-6-0		1-1-0		16-1-0	
4-0-0	0-0-0	0-0-0		HOME		0-0-0		0-0-0		4-0-0	
5-6-0	0-0-0	1-2-0		AWAY		1-3-0		0-1-0		3-0-0	
12-4-0	0-0-0	1-0-0		NEUTRAL		1-3-0		1-0-0		9-1-0	
18-10-0	0-0-0	2-2-0		NON-CONFERENCE		2-6-0		1-1-0		13-1-0	
1-0-0	0-0-0	0-0-0		HOME		0-0-0		0-0-0		1-0-0	
5-6-0	0-0-0	1-0-		AWAY		1-3-0		0-1-0		3-0-0	
12-4-0	0-0-0	1-0-0		NEUTRAL		1-3-0		1-0-0		9-1-0	
3-0-0	0-0-0	0-0-0		CONFERENCE		0-0-0		0-0-0		3-0-0	
3-0-0	0-0-0	0-0-0		HOME		0-0-0		0-0-0		3-0-0	
0-0-0	0-0-0	0-0-0		AWAY		0-0-0		0-0-0		0-0-0	
0-0-0	0-0-0	0-0-0		NEUTRAL		0-0-0		0-0-0		0-0-0	
RPI	S	Opponent	Score	RPI	S	Opponent	Score	RPI	S	Opponent	Score
				28	N	Mississippi St.	5 4	54	A	Southern Ill.	0 3
				31	A	South Carolina	2 4	54	A	Southern Ill.	1 2
				34	A	Indiana	4 6	74	N	BYU	2 3
				34	A	Indiana	4 1	81	A	Long Beach St.	5 1
								82	N	Liberty	1 0
								93	N	Chattanooga	3 6
								94	A	Marshall	0 8
								98	N	UNC Greensboro	3 4

Non-Div. I Games:

Ohio

Average RPI Win:		184	WON-LOST		WINNING		LAST 10		STRENGTH OF		OPP. STRENGTH		TEAM		ADJ		CONF.		ADJ CONF.	
Average RPI Loss:		145	RECORD		PCT. RANK		GAMES		SCHEDULE		OF SCHEDULE		RPI		RPI		RPI		RPI	
DIV. I ONLY			24-5-0		.82759		13		9-1-0		265		142		75		.53661		79	
DIV. I NON-CONF.			24-5-0		.82759		17		9-1-0		273		144		79		.53661		83	
TOTALS		RPI 1-25		RPI 26-50		W-L RECORDS		RPI 51-100		RPI 101-150		RPI 150+								
24-5-0		0-1-0		0-0-0		OVERALL		4-0-0		4-2-0		16-2-0								
14-2-0		0-0-0		0-0-0		HOME		2-0-0		1-0-0		11-2-0								
3-0-0		0-0-0		0-0-0		AWAY		1-0-0		0-0-0		2-0-0								
7-3-0		0-1-0		0-0-0		NEUTRAL		1-0-0		3-2-0		3-0-0								
24-5-0		0-1-0		0-0-0		NON-CONFERENCE		4-0-0		4-2-0		16-2-0								
14-2-0		0-0-0		0-0-0		HOME		2-0-0		1-0-0		11-2-0								
3-0-0		0-0-0		0-0-		AWAY		1-0-0		0-0-0		2-0-0								
7-3-0		0-1-0		0-0-0		NEUTRAL		1-0-0		3-2-0		3-0-0								
0-0-0		0-0-0		0-0-0		CONFERENCE		0-0-0		0-0-0		0-0-0								
0-0-0		0-0-0		0-0-0		HOME		0-0-0		0-0-0		0-0-0								
0-0-0		0-0-0		0-0-0		AWAY		0-0-0		0-0-0		0-0-0								
0-0-0		0-0-0		0-0-0		NEUTRAL		0-0-0		0-0-0		0-0-0								
RPI	S	Opponent		Score		RPI	S	Opponent		Score		RPI	S	Opponent		Score				
23	N	Boise St.		4	9							105	N	Miami (OH)		6	7			
								52	H	Seattle U		3	1	137	N	Weber St.		9	0	
								74	N	BYU		4	2	137	N	Weber St.		13	8	
								100	A	San Jose St.		6	5	137	N	Weber St.		2	7	
														142	N	Nevada		9	1	
														146	H	Sacramento St.		4	0	
														181	H	UTEP		4	1	
														181	H	UTEP		2	1	
														181	N	UTEP		15	2	
														183	H	Idaho St.		2	3	
														194	A	San Diego		2	1	
														201	A	Montana		10	4	
														201	H	Montana		2	1	
														210	H	Marist		3	0	
														210	H	Marist		4	0	
														210	H	Marist		6	0	
														224	N	Georgetown		5	4	
														245	H	Saint Mary's (CA)		6	0	
														262	H	Santa Clara		6	0	
														262	H	Santa Clara		10	2	
														263	H	Fairleigh Dickinson		5	0	
														270	N	Northern Ky.		3	0	
														278	H	Rider		1	2	
														278	H	Rider		13	0	
				LAST 10 GAMES																
		23	N	Boise St.		4	9	263	H	Fairleigh Dickinson		5	0	278	H	Rider		1	2	
		181	H	UTEP		2	1	210	H	Marist		6	0	278	H	Rider		13	0	
		210	H	Marist		3	0	278	H	Rider		1	2							
		210	H	Marist		4	0	262	H	Santa Clara		6	0							
		278	H	Rider		13	0	146	H	Sacramento St.		4	0							

Non-Div. I Games:

UC Davis

Average RPI Win: 194		WON-LOST	WINNING	LAST 10	STRENGTH OF		OPP. STRENGTH	TEAM	ADJ		CONF.	ADJ CONF.			
Average RPI Loss: 130		RECORD	PCT. RANK	GAMES	SCHEDULE		OF SCHEDULE	RPI	RPI		RPI	RPI			
DIV. I ONLY		24-7-0	.77419	21	8-2-0		235	184	78	.53654	80	18	19		
DIV. I NON-CONF.		21-7-0	.75	32	5-2-0		186	215	65	.54818	68	19	19		
TOTALS		RPI 1-25	RPI 26-50		W-L RECORDS		RPI 51-100		RPI 101-150		RPI 150+				
24-7-0		0-0-0	1-0-0		OVERALL		1-3-0		3-0-0		19-4-0				
0-0-0		0-0-0	0-0-0		HOME		0-0-0		0-0-0		0-0-0				
5-4-0		0-0-0	0-0-0		AWAY		0-2-0		0-0-0		5-2-0				
19-3-0		0-0-0	1-0-0		NEUTRAL		1-1-0		3-0-0		14-2-0				
21-7-0		0-0-0	1-0-0		NON-CONFERENCE		1-3-0		3-0-0		16-4-0				
0-0-0		0-0-0	0-0-0		HOME		0-0-0		0-0-0		0-0-0				
2-4-0		0-0-0	0-0-		AWAY		0-2-0		0-0-0		2-2-0				
19-3-0		0-0-0	1-0-0		NEUTRAL		1-1-0		3-0-0		14-2-0				
3-0-0		0-0-0	0-0-0		CONFERENCE		0-0-0		0-0-0		3-0-0				
0-0-0		0-0-0	0-0-0		HOME		0-0-0		0-0-0		0-0-0				
3-0-0		0-0-0	0-0-0		AWAY		0-0-0		0-0-0		3-0-0				
0-0-0		0-0-0	0-0-0		NEUTRAL		0-0-0		0-0-0		0-0-0				
RPI	S	Opponent	Score	RPI	S	Opponent	Score	RPI	S	Opponent	Score	RPI	S	Opponent	Score
				26	N	Drake	6 4	61	N	Southeast Mo. St.	3 7	121	N	St. John's (NY)	5 4
								71	A	North Florida	8 10	143	N	Providence	4 1
								84	A	UNI	2 10	149	N	Central Mich.	6 1
								99	N	North Ala.	6 5	151	N	Col. of Charleston	9 4
												159	A	UMKC	4 6
												159	A	UMKC	10 8
												161	N	Penn St.	4 5
												162	N	Western Mich.	1 0
												185	A	Jacksonville	1 2
												186	N	Colgate	9 7
												186	N	Colgate	1 0
												186	N	Colgate	8 0
												187	N	Creighton	5 0
												187	N	Creighton	0 1
												205	A	Central Ark.	7 4
												206	N	Saint Francis (PA)	7 2
												222	N	Detroit Mercy	10 7
												226	N	Saint Louis	6 0
												226	N	Saint Louis	14 0
												239	N	Army West Point	5 1
												259	A	Omaha	4 1
												259	A	Omaha	13 3
												259	A	Omaha	8 1
												266	N	Central Conn. St.	5 1
												269	N	Jackson St.	9 1
												269	N	Jackson St.	16 1
LAST 10 GAMES															
				205	A	Central Ark.	7 4	187	N	Creighton	0 1	259	A	Omaha	8 1
				269	N	Jackson St.	16 1	159	A	UMKC	10 8	266	N	Central Conn. St.	5 1
				259	A	Omaha	8 1	159	A	UMKC	4 6	269	N	Jackson St.	9 1
				259	A	Omaha	13 3	187	N	Creighton	5 0	269	N	Jackson St.	16 1
				259	A	Omaha	4 1	266	N	Central Conn. St.	5 1				

Non-Div. I Games:

South Dakota St.

Average RPI Win: 147		WON-LOST RECORD		WINNING PCT. RANK		LAST 10 GAMES		STRENGTH OF SCHEDULE		OPP. STRENGTH OF SCHEDULE		TEAM RPI		ADJ RPI		CONF. RPI		ADJ CONF. RPI	
DIV. I ONLY		13-16-0		.44828 169		5-5-0		35		89		86		.5364 81		12		12	
DIV. I NON-CONF.		13-16-0		.44828 172		5-5-0		36		85		90		.5364 85		12		12	
TOTALS		RPI 1-25		RPI 26-50		W-L RECORDS		RPI 51-100		RPI 101-150		RPI 150+							
13-16-0		0-5-0		2-2-0		OVERALL		3-6-0		1-2-0		7-1-0							
4-8-0		0-2-0		1-1-0		HOME		2-4-0		0-1-0		1-0-0							
0-1-0		0-0-0		0-1-0		AWAY		0-0-0		0-0-0		0-0-0							
9-7-0		0-3-0		1-0-0		NEUTRAL		1-2-0		1-1-0		6-1-0							
13-16-0		0-5-0		2-2-0		NON-CONFERENCE		3-6-0		1-2-0		7-1-0							
4-8-0		0-2-0		1-1-0		HOME		2-4-0		0-1-0		1-0-0							
0-1-0		0-0-0		0-0-		AWAY		0-0-0		0-0-0		0-0-0							
9-7-0		0-3-0		1-0-0		NEUTRAL		1-2-0		1-1-0		6-1-0							
0-0-0		0-0-0		0-0-0		CONFERENCE		0-0-0		0-0-0		0-0-0							
0-0-0		0-0-0		0-0-0		HOME		0-0-0		0-0-0		0-0-0							
0-0-0		0-0-0		0-0-0		AWAY		0-0-0		0-0-0		0-0-0							
0-0-0		0-0-0		0-0-0		NEUTRAL		0-0-0		0-0-0		0-0-0							
RPI	S	Opponent		Score		RPI	S	Opponent		Score		RPI	S	Opponent		Score			
3	H	UCLA		3	5	35	N	North Carolina		8	4	57	H	Fresno St.		3	6		
7	N	Arizona		3	12	40	H	Oregon St.		2	4	66	H	Loyola Marymount		0	3		
15	N	Northwestern		1	2	40	H	Oregon St.		6	4	66	H	Loyola Marymount		8	0		
23	H	Boise St.		3	4	41	A	UNLV		5	6	68	N	California		9	12		
23	N	Boise St.		0	3							69	N	Iowa St.		1	2		
												74	H	BYU		6	11		
												78	H	Ohio		1	5		
												82	H	Liberty		7	0		
												100	N	San Jose St.		5	0		

Non-Div. I Games:

Long Beach St.

Average RPI Win: 167		WON-LOST RECORD		WINNING PCT. RANK		LAST 10 GAMES		STRENGTH OF SCHEDULE		OPP. STRENGTH OF SCHEDULE		TEAM RPI		ADJ RPI		CONF. RPI		ADJ CONF. RPI	
DIV. I ONLY		19-13-0		.59375 86		5-5-0		132		78		80		.5363 82		11		11	
DIV. I NON-CONF.		16-10-0		.61538 87		2-2-0		151		64		85		.535 88		11		11	
TOTALS		RPI 1-25		RPI 26-50		W-L RECORDS		RPI 51-100		RPI 101-150		RPI 150+							
19-13-0		0-4-0		1-2-0		OVERALL		3-3-0		4-2-0		11-2-0							
12-2-0		0-1-0		0-0-0		HOME		2-1-0		1-0-0		9-0-0							
2-5-0		0-1-0		1-1-0		AWAY		0-1-0		0-0-0		1-2-0							
5-6-0		0-2-0		0-1-0		NEUTRAL		1-1-0		3-2-0		1-0-0							
16-10-0		0-4-0		1-2-0		NON-CONFERENCE		1-2-0		4-2-0		10-0-0							
10-1-0		0-1-0		0-0-0		HOME		0-0-0		1-0-0		9-0-0							
1-3-0		0-1-0		1-0-		AWAY		0-1-0		0-0-0		0-0-0							
5-6-0		0-2-0		0-1-0		NEUTRAL		1-1-0		3-2-0		1-0-0							
3-3-0		0-0-0		0-0-0		CONFERENCE		2-1-0		0-0-0		1-2-0							
2-1-0		0-0-0		0-0-0		HOME		2-1-0		0-0-0		0-0-0							
1-2-0		0-0-0		0-0-0		AWAY		0-0-0		0-0-0		1-2-0							
0-0-0		0-0-0		0-0-0		NEUTRAL		0-0-0		0-0-0		0-0-0							
RPI	S	Opponent		Score		RPI	S	Opponent		Score		RPI	S	Opponent		Score			
3	A	UCLA		3	4	44	A	Texas A&M		4	2	60	H	Lipscomb		2	7		
4	N	Washington		0	6	44	A	Texas A&M		0	1	60	H	Lipscomb		7	1		
9	H	Tennessee		0	1	49	N	Baylor		1	6	60	H	Lipscomb		4	1		
21	N	Notre Dame		1	4							74	N	BYU		13	3		
												78	N	Ohio		0	1		
												81	A	Long Beach St.		0	7		
														113		N	Rutgers	2	1
														113		N	Rutgers	5	3
														114		N	San Diego St.	8	0
														116		N	Duke	1	3
														118		N	McNeese	1	5
														147		H	Bucknell	1	0
														154		A	Kennesaw St.	4	5
														154		A	Kennesaw St.	2	3
														154		A	Kennesaw St.	11	3
														174		N	Boston U.	5	0
														189		H	Pittsburgh	4	1
														196		H	Princeton	12	0
														207		H	Sacred Heart	2	0
														207		H	Sacred Heart	5	0
														247		H	Wright St.	10	2
														251		H	Robert Morris	4	0
														264		H	Cleveland St.	9	0
														271		H	Quinnipiac	4	0
														285		H	Delaware St.	20	0
LAST 10 GAMES																			
	9	H	Tennessee	0	1		147	H	Bucknell	1	0								
	154	A	Kennesaw St.	2	3		196	H	Princeton	12	0								
	207	H	Sacred Heart	2	0		154	A	Kennesaw St.	11	3								
	251	H	Robert Morris	4	0		60	H	Lipscomb	7	1								
	207	H	Sacred Heart	5	0		60	H	Lipscomb	2	7								

Non-Div. I Games:

Liberty

Average RPI Win:	189	WON-LOST RECORD	WINNING PCT. RANK	LAST 10 GAMES	STRENGTH OF SCHEDULE	OPP. STRENGTH OF SCHEDULE	TEAM RPI	ADJ RPI	CONF. RPI	ADJ CONF. RPI		
DIV. I ONLY		16-11-0	.59259	88	8-2-0	72	239	76	.53627	83	15	16
DIV. I NON-CONF.		13-10-0	.56522	105	5-1-0	91	235	104	.52178	107	16	16
TOTALS	RPI 1-25	RPI 26-50	W-L RECORDS		RPI 51-100	RPI 101-150	RPI 150+					
16-11-0	0-0-0	0-0-0	OVERALL		1-10-0	3-0-0	12-1-0					
4-3-0	0-0-0	0-0-0	HOME		1-2-0	0-0-0	3-1-0					
3-4-0	0-0-0	0-0-0	AWAY		0-4-0	0-0-0	3-0-0					
9-4-0	0-0-0	0-0-0	NEUTRAL		0-4-0	3-0-0	6-0-0					
13-10-0	0-0-0	0-0-0	NON-CONFERENCE		0-9-0	3-0-0	10-1-0					
1-2-0	0-0-0	0-0-0	HOME		0-1-0	0-0-0	1-1-0					
3-4-0	0-0-0	0-0-	AWAY		0-4-0	0-0-0	3-0-0					
9-4-0	0-0-0	0-0-0	NEUTRAL		0-4-0	3-0-0	6-0-0					
3-1-0	0-0-0	0-0-0	CONFERENCE		1-1-0	0-0-0	2-0-0					
3-1-0	0-0-0	0-0-0	HOME		1-1-0	0-0-0	2-0-0					
0-0-0	0-0-0	0-0-0	AWAY		0-0-0	0-0-0	0-0-0					
0-0-0	0-0-0	0-0-0	NEUTRAL		0-0-0	0-0-0	0-0-0					
RPI	S	Opponent	Score	RPI	S	Opponent	Score	RPI	S	Opponent	Score	
						67 H Western Ky.	5 6			106 N Appalachian St.	7 6	
						70 N Longwood	1 10			111 N Towson	5 0	
						70 N Longwood	2 6			124 N Southeastern La.	5 0	
						87 H Jacksonville St.	2 9			156 A UNCW	2 0	
						87 H Jacksonville St.	10 5			156 A UNCW	6 2	
						89 A Elon	5 7			178 H Tennessee Tech	13 3	
						93 A Chattanooga	0 2			178 H Tennessee Tech	9 4	
						93 A Chattanooga	2 5			197 N Western Ill.	4 3	
						93 A Chattanooga	1 2			211 H Dayton	4 1	
						94 N Marshall	2 5			211 H Dayton	0 2	
						94 N Marshall	4 8			215 N Purdue Fort Wayne	11 1	
										249 A Alabama St.	6 2	
										252 N Youngstown St.	5 2	
										256 N Presbyterian	18 1	
										272 N Canisius	12 4	
										272 N Canisius	11 9	
LAST 10 GAMES												
						67 H Western Ky.	5 6			93 A Chattanooga	2 5	
						197 N Western Ill.	4 3			89 A Elon	5 7	
						215 N Purdue Fort Wayne	11 1			87 H Jacksonville St.	10 5	
						249 A Alabama St.	6 2			211 H Dayton	4 1	
						93 A Chattanooga	0 2			178 H Tennessee Tech	13 3	

Non-Div. I Games:

Eastern Ky.

UNI

Average RPI Win: 134		WON-LOST RECORD	WINNING PCT. RANK	LAST 10 GAMES	STRENGTH OF SCHEDULE	OPP. STRENGTH OF SCHEDULE	TEAM RPI	ADJ RPI	CONF. RPI	ADJ CONF. RPI							
DIV. I ONLY		13-11-0	.54167	119	6-4-0	82	94	87	.53491	84	9	9					
DIV. I NON-CONF.		9-9-0	.5	138	2-2-0	88	94	109	.5219	106	10	10					
TOTALS		RPI 1-25		RPI 26-50		W-L RECORDS		RPI 51-100		RPI 101-150		RPI 150+					
13-11-0		1-2-0		2-1-0		OVERALL		2-3-0		1-2-0		7-3-0					
3-2-0		0-0-0		0-0-0		HOME		1-2-0		0-0-0		2-0-0					
8-4-0		1-1-0		2-1-0		AWAY		1-1-0		1-0-0		3-1-0					
2-5-0		0-1-0		0-0-0		NEUTRAL		0-0-0		0-2-0		2-2-0					
9-9-0		1-2-0		0-0-0		NON-CONFERENCE		2-3-0		1-2-0		5-2-0					
3-2-0		0-0-0		0-0-0		HOME		1-2-0		0-0-0		2-0-0					
4-2-0		1-1-0		0-0-		AWAY		1-1-0		1-0-0		1-0-0					
2-5-0		0-1-0		0-0-0		NEUTRAL		0-0-0		0-2-0		2-2-0					
4-2-0		0-0-0		2-1-0		CONFERENCE		0-0-0		0-0-0		2-1-0					
0-0-0		0-0-0		0-0-0		HOME		0-0-0		0-0-0		0-0-0					
4-2-0		0-0-0		2-1-0		AWAY		0-0-0		0-0-0		2-1-0					
0-0-0		0-0-0		0-0-0		NEUTRAL		0-0-0		0-0-0		0-0-0					
RPI	S	Opponent		Score		RPI	S	Opponent		Score		RPI	S	Opponent		Score	
13	A	Oklahoma St.		0	12	50	A	Missouri St.		2	0	61	H	Southeast Mo. St.		1	5
20	N	Illinois		9	10	50	A	Missouri St.		6	3	61	H	Southeast Mo. St.		0	16
22	A	Tulsa		10	4	50	A	Missouri St.		2	3	71	A	North Florida		7	0
												71	A	North Florida		7	8
												80	H	South Dakota St.		10	2
														118 N McNeese		5	7
														127 N Samford		5	6
														133 A Murray St.		10	7
														151 N Col. of Charleston		6	5
														151 N Col. of Charleston		0	4
														180 A Indiana St.		1	2
														180 A Indiana St.		10	3
														180 A Indiana St.		6	3
														185 A Jacksonville		6	2
														195 H Toledo		5	0
														215 N Purdue Fort Wayne		6	1
														215 N Purdue Fort Wayne		2	8
														226 H Saint Louis		9	4
LAST 10 GAMES																	
71	A	North Florida		7	0	180	A	Indiana St.		1	2						
50	A	Missouri St.		6	3	180	A	Indiana St.		6	3						
180	A	Indiana St.		10	3	215	N	Purdue Fort Wayne		2	8						
50	A	Missouri St.		2	3	215	N	Purdue Fort Wayne		6	1						
50	A	Missouri St.		2	0	127	N	Samford		5	6						

Non-Div. I Games:

UNI

Average RPI Win:		155	WON-LOST RECORD		WINNING PCT. RANK		LAST 10 GAMES		STRENGTH OF SCHEDULE		OPP. STRENGTH OF SCHEDULE		TEAM RPI		ADJ RPI		CONF. RPI		ADJ CONF. RPI				
DIV. I ONLY			15-11-0		.57692 99		5-5-0		120		76		81		.53462 85		4		4				
DIV. I NON-CONF.			14-9-0		.6087 91		4-3-0		154		56		89		.53283 93		5		5				
TOTALS		RPI 1-25		RPI 26-50		W-L RECORDS		RPI 51-100		RPI 101-150		RPI 150+											
15-11-0		1-3-0		0-2-0		OVERALL		2-2-0		4-3-0		8-1-0											
0-0-0		0-0-0		0-0-0		HOME		0-0-0		0-0-0		0-0-0											
2-4-0		0-2-0		0-0-0		AWAY		1-2-0		0-0-0		1-0-0											
13-7-0		1-1-0		0-2-0		NEUTRAL		1-0-0		4-3-0		7-1-0											
14-9-0		1-3-0		0-2-0		NON-CONFERENCE		1-0-0		4-3-0		8-1-0											
0-0-0		0-0-0		0-0-0		HOME		0-0-0		0-0-0		0-0-0											
1-2-0		0-2-0		0-0-		AWAY		0-0-0		0-0-0		1-0-0											
13-7-0		1-1-0		0-2-0		NEUTRAL		1-0-0		4-3-0		7-1-0											
1-2-0		0-0-0		0-0-0		CONFERENCE		1-2-0		0-0-0		0-0-0											
0-0-0		0-0-0		0-0-0		HOME		0-0-0		0-0-0		0-0-0											
1-2-0		0-0-0		0-0-0		AWAY		1-2-0		0-0-0		0-0-0											
0-0-0		0-0-0		0-0-0		NEUTRAL		0-0-0		0-0-0		0-0-0											
RPI	S	Opponent		Score		RPI	S	Opponent		Score		RPI	S	Opponent		Score							
5	A	LSU		0	9	33	N	Missouri		1	9	73	A	Purdue		2	3	105	N	Miami (OH)		2	1
5	A	LSU		1	16	38	N	South Fla.		0	1	73	A	Purdue		2	1	107	N	Middle Tenn.		6	8
21	N	Notre Dame		2	1							73	A	Purdue		2	4	123	N	UAB		3	1
22	N	Tulsa		0	3							91	N	Ball St.		10	3	126	N	UIC		5	1
																		128	N	Saint Joseph's		1	4
																		147	N	Bucknell		5	3
																		150	N	Villanova		2	4
																		155	N	Massachusetts		5	3
																		162	N	Western Mich.		6	1
																		170	N	Kansas		2	1
																		203	N	Binghamton		8	5
																		208	A	Fordham		5	3
																		208	N	Fordham		5	0
																		250	N	Green Bay		4	6
																		250	N	Green Bay		12	0
																		283	N	Morgan St.		3	0
						LAST 10 GAMES																	
																		73	A	Purdue		2	1
																		73	A	Purdue		2	4
																		73	A	Purdue		2	3
																		105	N	Miami (OH)		2	1
																		250	N	Green Bay		12	0
																		126	N	UIC		5	1
																		250	N	Green Bay		4	6
																		91	N	Ball St.		10	3
																		38	N	South Fla.		0	1
																		107	N	Middle Tenn.		6	8

Non-Div. I Games:

Iowa

[illegible]

Non-Div. I Games:

New Mexico St.

Average RPI Win:		178	WON-LOST RECORD		WINNING PCT. RANK		LAST 10 GAMES		STRENGTH OF SCHEDULE		OPP. STRENGTH OF SCHEDULE		TEAM RPI		ADJ RPI		CONF. RPI		ADJ CONF. RPI		
DIV. I ONLY			19-7-0		.73077 33		9-1-0		217		164		82		.53327 87		15		16		
DIV. I NON-CONF.			16-6-0		.72727 40		6-0-0		188		179		70		.54132 77		16		16		
TOTALS		RPI 1-25		RPI 26-50		W-L RECORDS		RPI 51-100		RPI 101-150		RPI 150+									
19-7-0		0-1-0		1-0-0		OVERALL		2-1-0		3-2-0		13-3-0									
7-1-0		0-0-0		0-0-0		HOME		0-0-0		2-1-0		5-0-0									
5-2-0		0-1-0		1-0-0		AWAY		1-1-0		0-0-0		3-0-0									
7-4-0		0-0-0		0-0-0		NEUTRAL		1-0-0		1-1-0		5-3-0									
16-6-0		0-1-0		1-0-0		NON-CONFERENCE		1-0-0		3-2-0		11-3-0									
7-1-0		0-0-0		0-0-0		HOME		0-0-0		2-1-0		5-0-0									
2-1-0		0-1-0		1-0-		AWAY		0-0-0		0-0-0		1-0-0									
7-4-0		0-0-0		0-0-0		NEUTRAL		1-0-0		1-1-0		5-3-0									
3-1-0		0-0-0		0-0-0		CONFERENCE		1-1-0		0-0-0		2-0-0									
0-0-0		0-0-0		0-0-0		HOME		0-0-0		0-0-0		0-0-0									
3-1-0		0-0-0		0-0-0		AWAY		1-1-0		0-0-0		2-0-0									
0-0-0		0-0-0		0-0-0		NEUTRAL		0-0-0		0-0-0		0-0-0									
RPI	S	Opponent		Score		RPI	S	Opponent		Score		RPI	S	Opponent		Score					
16	A	Texas Tech		3	11	45	A	Georgia Tech		4	3	83	A	Eastern Ky.		9	2				
												83	A	Eastern Ky.		5	10				
												99	N	North Ala.		2	1				
												113	N	Rutgers		11	2				
												113	N	Rutgers		5	13				
												117	H	Southern Miss.		4	10				
												117	H	Southern Miss.		5	4				
												127	H	Samford		3	2				
												154	H	Kennesaw St.		7	6				
												154	H	Kennesaw St.		2	0				
												158	N	Gardner-Webb		2	3				
												185	H	Jacksonville		9	4				
												185	H	Jacksonville		7	1				
												185	H	Jacksonville		7	5				
												192	A	Mercer		15	0				
												215	N	Purdue Fort Wayne		7	2				
												225	N	Western Caro.		6	8				
												232	N	Northern Colo.		12	6				
												232	N	Northern Colo.		4	1				
												239	N	Army West Point		6	11				
												239	N	Army West Point		6	0				
												267	N	Alabama A&M		9	6				
												282	A	Morehead St.		8	0				
												282	A	Morehead St.		18	3				
LAST 10 GAMES																					
45 A Georgia Tech						4	3	185 H Jacksonville						7	1						
267 N Alabama A&M						9	6	282 A Morehead St.						8	0						
99 N North Ala.						2	1	117 H Southern Miss.						4	10						
83 A Eastern Ky.						5	10	83 A Eastern Ky.						9	2						
154 H Kennesaw St.						7	6	282 A Morehead St.						18	3						

Non-Div. I Games:

Jacksonville St.

Average RPI Win:	131	WON-LOST RECORD		WINNING PCT. RANK		LAST 10 GAMES		STRENGTH OF SCHEDULE		OPP. STRENGTH OF SCHEDULE		TEAM RPI		ADJ RPI		CONF. RPI		ADJ CONF. RPI					
DIV. I ONLY		16-14-0		.53333	125	6-4-0		112		62		99		.53294	88	10		10					
DIV. I NON-CONF.		9-11-0		.45	167	0-1-0		18		84		64		.55474	57	9		9					
TOTALS		RPI 1-25		RPI 26-50		W-L RECORDS		RPI 51-100		RPI 101-150		RPI 150+											
16-14-0		0-3-0		2-1-0		OVERALL		6-4-0		0-2-0		8-4-0											
7-3-0		0-0-0		0-0-0		HOME		4-1-0		0-0-0		3-2-0											
3-6-0		0-2-0		2-1-0		AWAY		0-0-0		0-1-0		1-2-0											
6-5-0		0-1-0		0-0-0		NEUTRAL		2-3-0		0-1-0		4-0-0											
9-11-0		0-3-0		2-1-0		NON-CONFERENCE		3-4-0		0-2-0		4-1-0											
2-2-0		0-0-0		0-0-0		HOME		1-1-0		0-0-0		1-1-0											
2-4-0		0-2-0		2-0-		AWAY		0-0-0		0-1-0		0-0-0											
5-5-0		0-1-0		0-0-0		NEUTRAL		2-3-0		0-1-0		3-0-0											
7-3-0		0-0-0		0-0-0		CONFERENCE		3-0-0		0-0-0		4-3-0											
5-1-0		0-0-0		0-0-0		HOME		3-0-0		0-0-0		2-1-0											
1-2-0		0-0-0		0-0-0		AWAY		0-0-0		0-0-0		1-2-0											
1-0-0		0-0-0		0-0-0		NEUTRAL		0-0-0		0-0-0		1-0-0											
RPI	S	Opponent		Score		RPI	S	Opponent		Score		RPI	S	Opponent		Score		RPI	S	Opponent		Score	
3	N	UCLA		1	2	44	A	Texas A&M		0	1	56	H	North Texas		13	10	117	N	Southern Miss.		3	5
16	A	Texas Tech		4	8	49	A	Baylor		10	2	56	N	North Texas		12	7	139	A	Hawaii		7	8
16	A	Texas Tech		1	9	49	A	Baylor		5	2	56	N	North Texas		1	5	153	H	Ga. Southern		4	2
												57	N	Fresno St.		4	5	153	H	Ga. Southern		3	10
												63	N	Sam Houston St.		3	0	153	H	Ga. Southern		7	1
												63	N	Sam Houston St.		3	4	173	H	Prairie View		2	1
												64	H	Wichita St.		1	3	173	N	Prairie View		10	0
												95	H	South Alabama		8	1	199	H	Houston Baptist		5	6
												95	H	South Alabama		7	2	209	N	Abilene Christian		2	1
												95	H	South Alabama		10	9	218	A	Georgia St.		2	3
																		218	A	Georgia St.		6	3
																		218	A	Georgia St.		6	7
																		218	N	Georgia St.		9	1
																		245	N	Saint Mary's (CA)		8	0
LAST 10 GAMES																							
						153	H	Ga. Southern		3	10	49	A	Baylor		5	2						
						153	H	Ga. Southern		7	1	153	H	Ga. Southern		4	2						
						173	N	Prairie View		10	0	199	H	Houston Baptist		5	6						
						173	H	Prairie View		2	1	218	A	Georgia St.		2	3						
						49	A	Baylor		10	2	218	A	Georgia St.		6	7						

Non-Div. I Games:

UT Arlington

Average RPI Win: 171		WON-LOST RECORD		WINNING PCT. RANK		LAST 10 GAMES		STRENGTH OF SCHEDULE		OPP. STRENGTH OF SCHEDULE		TEAM RPI		ADJ RPI		CONF. RPI		ADJ CONF. RPI	
DIV. I ONLY		17-12-1		.58333 96		5-5-0		107		151		84		.53271 89		13		13	
DIV. I NON-CONF.		16-10-1		.61111 90		4-3-0		159		186		103		.52353 103		13		13	
TOTALS		RPI 1-25		RPI 26-50		W-L RECORDS		RPI 51-100		RPI 101-150		RPI 150+							
17-12-1		1-3-0		1-1-0		OVERALL		2-4-1		4-2-0		9-2-0							
12-3-0		0-0-0		0-0-0		HOME		2-1-0		3-1-0		7-1-0							
2-7-0		1-3-0		1-1-0		AWAY		0-2-0		0-0-0		0-1-0							
3-2-1		0-0-0		0-0-0		NEUTRAL		0-1-1		1-1-0		2-0-0							
16-10-1		0-1-0		1-1-0		NON-CONFERENCE		2-4-1		4-2-0		9-2-0							
12-3-0		0-0-0		0-0-0		HOME		2-1-0		3-1-0		7-1-0							
1-5-0		0-1-0		1-0-		AWAY		0-2-0		0-0-0		0-1-0							
3-2-1		0-0-0		0-0-0		NEUTRAL		0-1-1		1-1-0		2-0-0							
1-2-0		1-2-0		0-0-0		CONFERENCE		0-0-0		0-0-0		0-0-0							
0-0-0		0-0-0		0-0-0		HOME		0-0-0		0-0-0		0-0-0							
1-2-0		1-2-0		0-0-0		AWAY		0-0-0		0-0-0		0-0-0							
0-0-0		0-0-0		0-0-0		NEUTRAL		0-0-0		0-0-0		0-0-0							
RPI	S	Opponent		Score		RPI	S	Opponent		Score		RPI	S	Opponent		Score			
1	A	Florida St.		1	15	42	A	Georgia		0	5	60	N	Lipscomb		4	5		
19	A	James Madison		3	10	42	A	Georgia		5	4	60	N	Lipscomb		8	8		
19	A	James Madison		5	3							70	H	Longwood		5	2		
19	A	James Madison		2	13							83	H	Eastern Ky.		7	5		
												98	A	UNC Greensboro		0	2		
												98	A	UNC Greensboro		0	8		
												98	H	UNC Greensboro		1	4		
														Appalachian St.		10	2		
														Appalachian St.		4	0		
														Duke		5	4		
														Samford		0	4		
														Samford		8	2		
														Virginia		3	7		
														Charlotte		2	7		
														Radford		8	4		
														Western Ill.		6	3		
														Bowling Green		2	1		
														Hampton		9	7		
														Oakland		4	5		
														Northern Ky.		9	2		
														N.C. A&T		7	0		
														Lafayette		7	1		
														Lafayette		9	8		
														La Salle		9	0		
				LAST 10 GAMES															
				42	A	Georgia	0	5	98	A	UNC Greensboro	0	8						
				280	H	Lafayette	9	8	19	A	James Madison	3	10						
				280	H	Lafayette	7	1	19	A	James Madison	2	13						
				83	H	Eastern Ky.	7	5	275	H	N.C. A&T	7	0						
				19	A	James Madison	5	3	98	H	UNC Greensboro	1	4						

Non-Div. I Games:

Elon

Bradley

Bradley

Average RPI Win: 197		WON-LOST RECORD	WINNING PCT. RANK	LAST 10 GAMES	STRENGTH OF SCHEDULE	OPP. STRENGTH OF SCHEDULE	TEAM RPI	ADJ RPI		CONF. RPI	ADJ CONF. RPI
Average RPI Loss: 115											
DIV. I ONLY		25-10-0	.71429 38	9-1-0	213	197	92	.53073	91	17	17
DIV. I NON-CONF.		22-10-0	.6875 57	6-1-0	208	203	97	.52749	97	18	18
<hr/>											
TOTALS		RPI 1-25	RPI 26-50		W-L RECORDS		RPI 51-100		RPI 101-150		RPI 150+
25-10-0		0-0-0	0-2-0		OVERALL		2-3-0		4-2-0		19-3-0
3-0-0		0-0-0	0-0-0		HOME		0-0-0		0-0-0		3-0-0
5-3-0		0-0-0	0-1-0		AWAY		2-2-0		0-0-0		3-0-0
17-7-0		0-0-0	0-1-0		NEUTRAL		0-1-0		4-2-0		13-3-0
22-10-0		0-0-0	0-2-0		NON-CONFERENCE		2-3-0		4-2-0		16-3-0
0-0-0		0-0-0	0-0-0		HOME		0-0-0		0-0-0		0-0-0
5-3-0		0-0-0	0-0-		AWAY		2-2-0		0-0-0		3-0-0
17-7-0		0-0-0	0-1-0		NEUTRAL		0-1-0		4-2-0		13-3-0
3-0-0		0-0-0	0-0-0		CONFERENCE		0-0-0		0-0-0		3-0-0
3-0-0		0-0-0	0-0-0		HOME		0-0-0		0-0-0		3-0-0
0-0-0		0-0-0	0-0-0		AWAY		0-0-0		0-0-0		0-0-0
0-0-0		0-0-0	0-0-0		NEUTRAL		0-0-0		0-0-0		0-0-0
RPI	S	Opponent	Score	RPI	S	Opponent	Score	RPI	S	Opponent	Score
				31	N	South Carolina	1 15	65	A	FGCU	0 4
				38	A	South Fla.	2 5	65	A	FGCU	2 0
								71	A	North Florida	8 2
								85	N	Iowa	3 10
								100	A	San Jose St.	0 5

Non-Div. I Games:

Ball St.

RPI	S	Opponent	Score	
271	N	Quinnipiac	3	2

Ball St.

B
a
l
l
S
t
.

B
a
l
l
S
t
.

Average RPI Win: 188		WON-LOST	WINNING	LAST 10	STRENGTH OF		OPP. STRENGTH	TEAM	ADJ	CONF.	ADJ CONF.
Average RPI Loss: 65		RECORD	PCT. RANK	GAMES	SCHEDULE		OF SCHEDULE	RPI	RPI	RPI	RPI
DIV. I ONLY		23-9-0	.71875	34	5-5-0		237	75	91	.53038	92
DIV. I NON-CONF.		19-4-0	.82609	18	3-0-0		239	79	50	.5584	50
TOTALS		RPI 1-25	RPI 26-50		W-L RECORDS		RPI 51-100		RPI 101-150		RPI 150+
23-9-0		0-1-0	1-3-0		OVERALL		1-3-0		4-0-0		17-2-0
17-5-0		0-1-0	1-1-0		HOME		1-3-0		3-0-0		12-0-0
3-4-0		0-0-0	0-2-0		AWAY		0-0-0		1-0-0		2-2-0
3-0-0		0-0-0	0-0-0		NEUTRAL		0-0-0		0-0-0		3-0-0
19-4-0		0-1-0	1-3-0		NON-CONFERENCE		1-0-0		4-0-0		13-0-0
14-2-0		0-1-0	1-1-0		HOME		1-0-0		3-0-0		9-0-0
2-2-0		0-0-0	0-0-		AWAY		0-0-0		1-0-0		1-0-0
3-0-0		0-0-0	0-0-0		NEUTRAL		0-0-0		0-0-0		3-0-0
4-5-0		0-0-0	0-0-0		CONFERENCE		0-3-0		0-0-0		4-2-0
3-3-0		0-0-0	0-0-0		HOME		0-3-0		0-0-0		3-0-0
1-2-0		0-0-0	0-0-0		AWAY		0-0-0		0-0-0		1-2-0
0-0-0		0-0-0	0-0-0		NEUTRAL		0-0-0		0-0-0		0-0-0
RPI S	Opponent	Score	RPI S	Opponent	Score	RPI S	Opponent	Score	RPI S	Opponent	Score
9 H	Tennessee	1 3	31 A	South Carolina	4 7	53 H	Troy	3 11	111 H	Towson	5 3
			39 A	UCF	0 1	53 H	Troy	3 5	116 A	Duke	11 4
			41 H	UNLV	2 1	53 H	Troy	4 10	126 H	UIC	9 1
			41 H	UNLV	1 10	94 H	Marshall	1 0	144 H	Austin Peay	6 2
									153 A	Ga. Southern	0 3
									153 A	Ga. Southern	5 4
									153 A	Ga. Southern	1 3
									161 N	Penn St.	3 1
									174 H	Boston U.	6 0
									185 H	Jacksonville	7 4
									185 H	Jacksonville	3 1
									189 N	Pittsburgh	11 3
									189 N	Pittsburgh	5 0
									218 H	Georgia St.	6 3
									218 H	Georgia St.	5 0
									218 H	Georgia St.	1 0
									230 A	Charleston So.	6 2
									255 H	Bryant	5 1
									255 H	Bryant	7 0
									256 H	Presbyterian	9 1
									256 H	Presbyterian	4 0
									278 H	Rider	11 1
									278 H	Rider	5 0
			LAST 10 GAMES								
			53 H	Troy	3 5	153 A	Ga. Southern	5 4			
			53 H	Troy	4 10	153 A	Ga. Southern	1 3			
			53 H	Troy	3 11	255 H	Bryant	7 0			
			116 A	Duke	11 4	255 H	Bryant	5 1			
			153 A	Ga. Southern	0 3	218 H	Georgia St.	5 0			

Non-Div. I Games:

Coastal Caro.

Average RPI Win:	174	WON-LOST RECORD	WINNING PCT. RANK	LAST 10 GAMES	STRENGTH OF SCHEDULE	OPP. STRENGTH OF SCHEDULE	TEAM RPI	ADJ RPI	CONF. RPI	ADJ CONF. RPI		
DIV. I ONLY		23-8-0	.74194	27	6-4-0	243	130	90	.53005	93	14	14
DIV. I NON-CONF.		21-7-0	.75	32	4-3-0	227	165	82	.53653	84	14	14
<hr/>												
TOTALS	RPI 1-25	RPI 26-50		W-L RECORDS		RPI 51-100		RPI 101-150		RPI 150+		
23-8-0	0-0-0	0-2-0		OVERALL		5-0-0		5-2-0		13-4-0		
7-1-0	0-0-0	0-0-0		HOME		3-0-0		0-0-0		4-1-0		
4-1-0	0-0-0	0-0-0		AWAY		0-0-0		3-1-0		1-0-0		
12-6-0	0-0-0	0-2-0		NEUTRAL		2-0-0		2-1-0		8-3-0		
21-7-0	0-0-0	0-2-0		NON-CONFERENCE		5-0-0		3-1-0		13-4-0		
7-1-0	0-0-0	0-0-0		HOME		3-0-0		0-0-0		4-1-0		
2-0-0	0-0-0	0-0-		AWAY		0-0-0		1-0-0		1-0-0		
12-6-0	0-0-0	0-2-0		NEUTRAL		2-0-0		2-1-0		8-3-0		
2-1-0	0-0-0	0-0-0		CONFERENCE		0-0-0		2-1-0		0-0-0		
0-0-0	0-0-0	0-0-0		HOME		0-0-0		0-0-0		0-0-0		
2-1-0	0-0-0	0-0-0		AWAY		0-0-0		2-1-0		0-0-0		
0-0-0	0-0-0	0-0-0		NEUTRAL		0-0-0		0-0-0		0-0-0		
RPI	S	Opponent	Score	RPI	S	Opponent	Score	RPI	S	Opponent	Score	
39	N	UCF	1 4	64	N	Wichita St.	3 2	120	N	Boston College	6 9	
47	N	North Dakota St.	1 5	78	N	Ohio	6 3	121	N	St. John's (NY)	11 4	
				83	H	Eastern Ky.	2 1	141	A	Furman	0 2	
				83	H	Eastern Ky.	2 0	141	A	Furman	9 0	
				83	H	Eastern Ky.	5 2	141	A	Furman	3 2	
								145	N	LIU Brooklyn	8 1	
								150	A	Villanova	2 1	
								154	A	Kennesaw St.	15 4	
								154	H	Kennesaw St.	0 7	
								162	N	Western Mich.	2 1	
								168	N	Florida A&M	4 5	
								178	H	Tennessee Tech	10 2	
								180	H	Indiana St.	6 5	
								184	N	Seton Hall	2 8	
								184	N	Seton Hall	6 7	
								204	N	Eastern Ill.	9 1	
								204	N	Eastern Ill.	2 1	
								211	H	Dayton	8 0	
								256	H	Presbyterian	6 3	
								261	N	Buffalo	11 6	
								266	N	Central Conn. St.	5 4	
								279	N	Holy Cross	1 0	
								282	N	Morehead St.	10 2	
								282	N	Morehead St.	6 2	
LAST 10 GAMES												
83	H	Eastern Ky.	2 0	261	N	Buffalo	11 6	282	N	Morehead St.	10 2	
83	H	Eastern Ky.	5 2	184	N	Seton Hall	2 8	282	N	Morehead St.	6 2	
141	A	Furman	9 0	47	N	North Dakota St.	1 5					
141	A	Furman	0 2	145	N	LIU Brooklyn	8 1					
141	A	Furman	3 2	64	N	Wichita St.	3 2					

Non-Div. I Games:

Chattanooga

Average RPI Win: 177		WON-LOST	WINNING	LAST 10	STRENGTH OF	OPP. STRENGTH	TEAM	ADJ	CONF.	ADJ CONF.							
Average RPI Loss: 101		RECORD	PCT. RANK	GAMES	SCHEDULE	OF SCHEDULE	RPI	RPI	RPI	RPI							
DIV. I ONLY		21-9-0	.7	45	6-4-0	215	119	89	.52958	94	8	8					
DIV. I NON-CONF.		17-7-0	.70833	49	2-2-0	215	143	91	.53102	96	8	8					
<hr/>																	
TOTALS		RPI 1-25		RPI 26-50		W-L RECORDS		RPI 51-100		RPI 101-150		RPI 150+					
21-9-0		0-1-0		0-0-0		OVERALL		5-3-0		2-4-0		14-1-0					
6-2-0		0-1-0		0-0-0		HOME		3-1-0		0-0-0		3-0-0					
5-2-0		0-0-0		0-0-0		AWAY		0-1-0		0-0-0		5-1-0					
10-5-0		0-0-0		0-0-0		NEUTRAL		2-1-0		2-4-0		6-0-0					
17-7-0		0-1-0		0-0-0		NON-CONFERENCE		3-2-0		2-4-0		12-0-0					
4-1-0		0-1-0		0-0-0		HOME		1-0-0		0-0-0		3-0-0					
3-1-0		0-0-0		0-0-		AWAY		0-1-0		0-0-0		3-0-0					
10-5-0		0-0-0		0-0-0		NEUTRAL		2-1-0		2-4-0		6-0-0					
4-2-0		0-0-0		0-0-0		CONFERENCE		2-1-0		0-0-0		2-1-0					
2-1-0		0-0-0		0-0-0		HOME		2-1-0		0-0-0		0-0-0					
2-1-0		0-0-0		0-0-0		AWAY		0-0-0		0-0-0		2-1-0					
0-0-0		0-0-0		0-0-0		NEUTRAL		0-0-0		0-0-0		0-0-0					
RPI	S	Opponent		Score		RPI	S	Opponent		Score		RPI	S	Opponent		Score	
12	H	Kentucky		4 9								69	N	Iowa St.		0 1	
												78	H	Ohio		8 0	
												83	N	Eastern Ky.		5 2	
												83	N	Eastern Ky.		8 4	
												92	A	Coastal Caro.		0 1	
												97	H	UTSA		7 0	
												97	H	UTSA		5 0	
												97	H	UTSA		2 4	
												106	N	Appalachian St.		1 2	
												110	N	UC Riverside		5 2	
												110	N	UC Riverside		4 5	
												111	N	Towson		2 3	
												134	N	Monmouth		2 4	
												134	N	Monmouth		1 0	
												156	N	UNCW		11 5	
												163	N	UMass Lowell		4 3	
												171	N	Portland St.		7 4	
												172	N	Cal Poly		6 5	
												175	A	Charlotte		6 11	
												175	A	Charlotte		7 5	
												175	A	Charlotte		13 0	
												194	A	San Diego		10 1	
												223	A	George Mason		5 4	
												230	A	Charleston So.		10 0	
												256	N	Presbyterian		10 1	
												278	H	Rider		4 0	
												278	H	Rider		10 2	
												278	H	Rider		2 0	
												280	N	Lafayette		6 1	
						LAST 10 GAMES											
						97	H	UTSA		7 0		12	H	Kentucky		4 9	
						175	A	Charlotte		13 0		175	A	Charlotte		6 11	
						278	H	Rider		4 0		175	A	Charlotte		7 5	
						97	H	UTSA		2 4		134	N	Monmouth		2 4	
						97	H	UTSA		5 0		280	N	Lafayette		6 1	

Non-Div. I Games:

Marshall

Average RPI Win:	136	WON-LOST RECORD	WINNING PCT. RANK	LAST 10 GAMES	STRENGTH OF SCHEDULE	OPP. STRENGTH OF SCHEDULE	TEAM RPI	ADJ RPI	CONF. RPI	ADJ CONF. RPI		
DIV. I ONLY		11-18-0	.37931	204	2-8-0	20	80	98	.52895	95	10	10
DIV. I NON-CONF.		10-10-0	.5	138	1-0-0	21	90	52	.55736	53	9	9
<hr/>												
TOTALS	RPI 1-25	RPI 26-50		W-L RECORDS		RPI 51-100		RPI 101-150		RPI 150+		
11-18-0	0-7-0	0-2-0		OVERALL		4-9-0		3-0-0		4-0-0		
8-8-0	0-5-0	0-1-0		HOME		4-2-0		2-0-0		2-0-0		
1-5-0	0-2-0	0-0-0		AWAY		0-3-0		1-0-0		0-0-0		
2-5-0	0-0-0	0-1-0		NEUTRAL		0-4-0		0-0-0		2-0-0		
10-10-0	0-4-0	0-2-0		NON-CONFERENCE		3-4-0		3-0-0		4-0-0		
7-3-0	0-2-0	0-1-0		HOME		3-0-0		2-0-0		2-0-0		
1-2-0	0-2-0	0-0-		AWAY		0-0-0		1-0-0		0-0-0		
2-5-0	0-0-0	0-1-0		NEUTRAL		0-4-0		0-0-0		2-0-0		
1-8-0	0-3-0	0-0-0		CONFERENCE		1-5-0		0-0-0		0-0-0		
1-5-0	0-3-0	0-0-0		HOME		1-2-0		0-0-0		0-0-0		
0-3-0	0-0-0	0-0-0		AWAY		0-3-0		0-0-0		0-0-0		
0-0-0	0-0-0	0-0-0		NEUTRAL		0-0-0		0-0-0		0-0-0		
RPI	S	Opponent	Score	RPI	S	Opponent	Score	RPI	S	Opponent	Score	
1	A	Florida St.	1 4	48	N	Louisiana Tech	0 2	55	H	SFA	8 0	
11	A	Alabama	2 5	50	H	Missouri St.	0 4	55	H	SFA	6 5	
20	H	Illinois	2 11					60	H	Lipscomb	8 5	
22	H	Tulsa	3 8					67	N	Western Ky.	3 7	
24	H	Louisiana	0 14					73	N	Purdue	5 6	
24	H	Louisiana	7 11					76	H	Texas St.	6 9	
24	H	Louisiana	2 11					76	H	Texas St.	2 12	
								76	H	Texas St.	3 1	
								88	A	UT Arlington	9 10	
								88	A	UT Arlington	2 7	
								88	A	UT Arlington	1 8	
								90	N	Bradley	4 12	
								90	N	Bradley	3 4	

Non-Div. I Games:

South Alabama

Average RPI Win:		154	WON-LOST RECORD		WINNING PCT. RANK		LAST 10 GAMES		STRENGTH OF SCHEDULE		OPP. STRENGTH OF SCHEDULE		TEAM RPI		ADJ RPI		CONF. RPI		ADJ CONF. RPI		
DIV. I ONLY			11-20-0		.35484 219		6-4-0		22		41		102		.5284 96		9		9		
DIV. I NON-CONF.			6-20-0		.23077 253		1-4-0		12		17		124		.51259 116		10		10		
TOTALS		RPI 1-25		RPI 26-50		W-L RECORDS		RPI 51-100		RPI 101-150		RPI 150+									
11-20-0		0-8-0		1-4-0		OVERALL		2-3-0		0-5-0		8-0-0									
0-0-0		0-0-0		0-0-0		HOME		0-0-0		0-0-0		0-0-0									
6-5-0		0-3-0		0-2-0		AWAY		1-0-0		0-0-0		5-0-0									
5-15-0		0-5-0		1-2-0		NEUTRAL		1-3-0		0-5-0		3-0-0									
6-20-0		0-8-0		1-4-0		NON-CONFERENCE		2-3-0		0-5-0		3-0-0									
0-0-0		0-0-0		0-0-0		HOME		0-0-0		0-0-0		0-0-0									
1-5-0		0-3-0		0-0-		AWAY		1-0-0		0-0-0		0-0-0									
5-15-0		0-5-0		1-2-0		NEUTRAL		1-3-0		0-5-0		3-0-0									
5-0-0		0-0-0		0-0-0		CONFERENCE		0-0-0		0-0-0		5-0-0									
0-0-0		0-0-0		0-0-0		HOME		0-0-0		0-0-0		0-0-0									
5-0-0		0-0-0		0-0-0		AWAY		0-0-0		0-0-0		5-0-0									
0-0-0		0-0-0		0-0-0		NEUTRAL		0-0-0		0-0-0		0-0-0									
RPI	S	Opponent		Score		RPI	S	Opponent		Score		RPI	S	Opponent		Score					
5	A	LSU		2	6	29	A	Arizona St.		6	9	55	N	SFA		6	0				
7	N	Arizona		1	9	34	N	Indiana		3	0	62	N	NC State		9	10				
8	A	Florida		0	7	34	N	Indiana		0	2	73	N	Purdue		1	2				
8	A	Florida		2	10	38	A	South Fla.		1	2	73	N	Purdue		0	8				
8	N	Florida		0	15	47	N	North Dakota St.		0	4	75	A	Fla. Atlantic		6	2				
8	N	Florida		1	2																
21	N	Notre Dame		1	5																
25	N	Michigan		4	11																
LAST 10 GAMES																					
180 A Indiana St.						14	2	75 A Fla. Atlantic						6	2						
212 A Evansville						8	1	73 N Purdue						0	8						
180 A Indiana St.						8	1	21 N Notre Dame						1	5						
212 A Evansville						16	8	145 N LIU Brooklyn						3	5						
212 A Evansville						11	0	73 N Purdue						1	2						

Non-Div. I Games:

Illinois St.

Average RPI Win: 148		WON-LOST RECORD		WINNING PCT. RANK		LAST 10 GAMES		STRENGTH OF SCHEDULE		OPP. STRENGTH OF SCHEDULE		TEAM RPI		ADJ RPI		CONF. RPI		ADJ CONF. RPI					
DIV. I ONLY		15-14-0		.51724 134		6-4-0		75		122		96		.52751 97		8		8					
DIV. I NON-CONF.		9-11-0		.45 167		0-1-0		81		144		127		.50528 126		8		8					
TOTALS		RPI 1-25		RPI 26-50		W-L RECORDS		RPI 51-100		RPI 101-150		RPI 150+											
15-14-0		0-2-0		1-3-0		OVERALL		2-3-0		6-3-0		6-3-0											
5-3-0		0-0-0		0-1-0		HOME		0-0-0		5-1-0		0-1-0											
4-3-0		0-0-0		0-0-0		AWAY		2-2-0		1-1-0		1-0-0											
6-8-0		0-2-0		1-2-0		NEUTRAL		0-1-0		0-1-0		5-2-0											
9-11-0		0-2-0		1-3-0		NON-CONFERENCE		1-1-0		1-2-0		6-3-0											
0-2-0		0-0-0		0-1-0		HOME		0-0-0		0-0-0		0-1-0											
3-1-0		0-0-0		0-0-		AWAY		1-0-0		1-1-0		1-0-0											
6-8-0		0-2-0		1-2-0		NEUTRAL		0-1-0		0-1-0		5-2-0											
6-3-0		0-0-0		0-0-0		CONFERENCE		1-2-0		5-1-0		0-0-0											
5-1-0		0-0-0		0-0-0		HOME		0-0-0		5-1-0		0-0-0											
1-2-0		0-0-0		0-0-0		AWAY		1-2-0		0-0-0		0-0-0											
0-0-0		0-0-0		0-0-0		NEUTRAL		0-0-0		0-0-0		0-0-0											
RPI	S	Opponent		Score		RPI	S	Opponent		Score		RPI	S	Opponent		Score							
9	N	Tennessee		2	12	36	N	Colorado St.		0	4	57	N	Fresno St.		1	10	107	H Middle Tenn.	6	5		
17	N	Auburn		1	7	47	N	North Dakota St.		2	6	76	A	Texas St.		3	2	107	H Middle Tenn.	9	11		
						49	H	Baylor		1	4	94	A	Marshall		4	2	107	H Middle Tenn.	5	4		
						50	N	Missouri St.		2	1	94	A	Marshall		0	7	123	H UAB	7	0		
												94	A	Marshall		0	5	123	H UAB	4	3		
																		123	H UAB	7	5		
																		124	A Southeastern La.	1	0		
																		130	A CSUN	1	2		
																		140	N SIUE	4	5		
																		167	A Lamar University	9	0		
																		173	N Prairie View	2	6		
																		199	H Houston Baptist	0	7		
																		209	N Abilene Christian	5	6		
																		213	N Rhode Island	10	3		
																		213	N Rhode Island	4	0		
																		228	N Maine	6	5		
																		228	N Maine	3	0		
																		241	N A&M-Corpus Christi	5	3		
						LAST 10 GAMES																	
						123	H	UAB		7	5	107	H	Middle Tenn.		6	5						
						123	H	UAB		7	0	94	A	Marshall		0	7						
						213	N	Rhode Island		10	3	94	A	Marshall		4	2						
						36	N	Colorado St.		0	4	94	A	Marshall		0	5						
						209	N	Abilene Christian		5	6	107	H	Middle Tenn.		9	11						

Non-Div. I Games:

UTSA

Average RPI Win:		160	WON-LOST RECORD		WINNING PCT. RANK		LAST 10 GAMES		STRENGTH OF SCHEDULE		OPP. STRENGTH OF SCHEDULE		TEAM RPI		ADJ RPI		CONF. RPI		ADJ CONF. RPI				
Average RPI Loss:		111																					
DIV. I ONLY			17-12-0		.58621 91		7-3-0		130		155		93		.52737 98		14		14				
DIV. I NON-CONF.			16-10-0		.61538 87		6-1-0		82		187		69		.54265 73		14		14				
TOTALS		RPI 1-25		RPI 26-50		W-L RECORDS		RPI 51-100		RPI 101-150		RPI 150+											
17-12-0		0-1-0		0-1-0		OVERALL		6-3-0		3-5-0		8-2-0											
10-5-0		0-0-0		0-0-0		HOME		3-1-0		2-3-0		5-1-0											
2-2-0		0-1-0		0-1-0		AWAY		1-0-0		0-0-0		1-0-0											
5-5-0		0-0-0		0-0-0		NEUTRAL		2-2-0		1-2-0		2-1-0											
16-10-0		0-1-0		0-1-0		NON-CONFERENCE		6-3-0		2-3-0		8-2-0											
9-3-0		0-0-0		0-0-0		HOME		3-1-0		1-1-0		5-1-0											
2-2-0		0-1-0		0-0-		AWAY		1-0-0		0-0-0		1-0-0											
5-5-0		0-0-0		0-0-0		NEUTRAL		2-2-0		1-2-0		2-1-0											
1-2-0		0-0-0		0-0-0		CONFERENCE		0-0-0		1-2-0		0-0-0											
1-2-0		0-0-0		0-0-0		HOME		0-0-0		1-2-0		0-0-0											
0-0-0		0-0-0		0-0-0		AWAY		0-0-0		0-0-0		0-0-0											
0-0-0		0-0-0		0-0-0		NEUTRAL		0-0-0		0-0-0		0-0-0											
RPI	S	Opponent		Score		RPI	S	Opponent		Score		RPI	S	Opponent		Score		RPI	S	Opponent		Score	
1	A	Florida St.		0	8	31	A	South Carolina		3	11	69	N	Iowa St.		2	4	111	H	Towson		2	4
												69	N	Iowa St.		8	4	111	H	Towson		10	9
												70	H	Longwood		4	3	121	N	St. John's (NY)		0	6
												70	H	Longwood		0	2	121	N	St. John's (NY)		8	4
												77	N	Maryland		9	17	127	H	Samford		2	5
												78	N	Ohio		4	3	127	H	Samford		4	7
												89	A	Elon		4	1	127	H	Samford		9	0
												89	H	Elon		8	0	148	N	George Washington		3	4
												89	H	Elon		2	0	156	N	UNCW		0	5
																		156	N	UNCW		11	10
																		198	N	Fairfield		9	1
																		207	H	Sacred Heart		9	5
																		235	H	Delaware		6	5
																		258	H	Oakland		5	0
																		270	H	Northern Ky.		5	2
																		274	H	Iona		3	2
																		275	A	N.C. A&T		8	6
																		293	H	Saint Peter's		2	4
LAST 10 GAMES																							
						156	N	UNCW		11	10	127	H	Samford		9	0						
						156	N	UNCW		0	5	89	A	Elon		4	1						
						127	H	Samford		2	5	89	H	Elon		2	0						
						89	H	Elon		8	0	275	A	N.C. A&T		8	6						
						127	H	Samford		4	7	235	H	Delaware		6	5						

Non-Div. I Games:

UNC Greensboro

Average RPI Win: 170		WON-LOST	WINNING	LAST 10	STRENGTH OF	OPP. STRENGTH	TEAM	ADJ	CONF.	ADJ CONF.							
Average RPI Loss: 116		RECORD	PCT. RANK	GAMES	SCHEDULE	OF SCHEDULE	RPI	RPI	RPI	RPI							
DIV. I ONLY		15-9-0	.625	73	5-5-0	156	162	97	.5273	99	11	11					
DIV. I NON-CONF.		14-7-0	.66667	65	4-3-0	197	175	100	.52543	99	11	11					
<hr/>																	
TOTALS		RPI 1-25		RPI 26-50		W-L RECORDS		RPI 51-100		RPI 101-150		RPI 150+					
15-9-0		0-1-0		0-0-0		OVERALL		2-4-0		6-1-0		7-3-0					
2-4-0		0-0-0		0-0-0		HOME		1-2-0		0-0-0		1-2-0					
8-1-0		0-0-0		0-0-0		AWAY		1-0-0		4-1-0		3-0-0					
5-4-0		0-1-0		0-0-0		NEUTRAL		0-2-0		2-0-0		3-1-0					
<hr/>																	
14-7-0		0-1-0		0-0-0		NON-CONFERENCE		1-2-0		6-1-0		7-3-0					
1-2-0		0-0-0		0-0-0		HOME		0-0-0		0-0-0		1-2-0					
8-1-0		0-0-0		0-0-		AWAY		1-0-0		4-1-0		3-0-0					
5-4-0		0-1-0		0-0-0		NEUTRAL		0-2-0		2-0-0		3-1-0					
<hr/>																	
1-2-0		0-0-0		0-0-0		CONFERENCE		1-2-0		0-0-0		0-0-0					
1-2-0		0-0-0		0-0-0		HOME		1-2-0		0-0-0		0-0-0					
0-0-0		0-0-0		0-0-0		AWAY		0-0-0		0-0-0		0-0-0					
0-0-0		0-0-0		0-0-0		NEUTRAL		0-0-0		0-0-0		0-0-0					
<hr/>																	
RPI	S	Opponent		Score		RPI	S	Opponent		Score		RPI	S	Opponent		Score	
16	N	Texas Tech		2	5												

Non-Div. I Games:

North Ala.

Average RPI Win:	176	WON-LOST RECORD	WINNING PCT. RANK	LAST 10 GAMES	STRENGTH OF SCHEDULE	OPP. STRENGTH OF SCHEDULE	TEAM RPI	ADJ RPI	CONF. RPI	ADJ CONF. RPI				
Average RPI Loss:	90													
DIV. I ONLY	22-10-0	.6875	50	9-1-0	209	129	94	.52709	100	7	7			
DIV. I NON-CONF.	20-9-0	.68966	54	7-0-0	236	152	110	.51768	113	7	7			
<hr/>														
TOTALS	RPI 1-25	RPI 26-50		W-L RECORDS		RPI 51-100		RPI 101-150		RPI 150+				
22-10-0	0-0-0	0-0-0		OVERALL		5-6-0		3-4-0		14-0-0				
14-2-0	0-0-0	0-0-0		HOME		1-1-0		2-1-0		11-0-0				
4-1-0	0-0-0	0-0-0		AWAY		3-1-0		1-0-0		0-0-0				
4-7-0	0-0-0	0-0-0		NEUTRAL		1-4-0		0-3-0		3-0-0				
<hr/>														
20-9-0	0-0-0	0-0-0		NON-CONFERENCE		3-5-0		3-4-0		14-0-0				
14-2-0	0-0-0	0-0-0		HOME		1-1-0		2-1-0		11-0-0				
2-0-0	0-0-0	0-0-		AWAY		1-0-0		1-0-0		0-0-0				
4-7-0	0-0-0	0-0-0		NEUTRAL		1-4-0		0-3-0		3-0-0				
<hr/>														
2-1-0	0-0-0	0-0-0		CONFERENCE		2-1-0		0-0-0		0-0-0				
0-0-0	0-0-0	0-0-0		HOME		0-0-0		0-0-0		0-0-0				
2-1-0	0-0-0	0-0-0		AWAY		2-1-0		0-0-0		0-0-0				
0-0-0	0-0-0	0-0-0		NEUTRAL		0-0-0		0-0-0		0-0-0				
<hr/>														
RPI S	Opponent	Score	RPI S	Opponent	Score	RPI S	Opponent	Score	RPI S	Opponent	Score			
						54 N	Southern Ill.	1 6	101 N	Nicholls St.	2 3			
						57 A	Fresno St.	4 2	101 N	Nicholls St.	2 4			
						57 A	Fresno St.	3 2	124 A	Southeastern La.	6 2			
						57 A	Fresno St.	3 4	126 N	UIC	3 12			
						74 N	BYU	2 1	130 H	CSUN	1 12			
						76 N	Texas St.	3 12	137 H	Weber St.	8 0			
						79 H	UC Davis	5 6	147 H	Bucknell	4 2			
						81 N	Long Beach St.	0 5	163 H	UMass Lowell	5 0			
						86 A	New Mexico St.	3 1	163 H	UMass Lowell	9 1			
						90 N	Bradley	6 14	164 N	Northern Ill.	3 2			
						91 H	Ball St.	5 0	169 H	Pacific	5 4			
												201 H	Montana	4 2
												201 N	Montana	6 5
												232 H	Northern Colo.	3 1
												234 H	CSU Bakersfield	6 0
												240 H	Manhattan	8 6
												240 H	Manhattan	9 2
												273 N	Mississippi Val.	4 0
												274 H	Iona	2 1
												274 H	Iona	8 1
274 H	Iona	4 2												
<hr/>														
			LAST 10 GAMES											
126 N UIC			3 12	240 H Manhattan			9 2							
240 H Manhattan			8 6	274 H Iona			2 1							
57 A Fresno St.			3 4	274 H Iona			8 1							
57 A Fresno St.			4 2	169 H Pacific			5 4							
57 A Fresno St.			3 2	274 H Iona			4 2							

Non-Div. I Games:

San Jose St.

Average RPI Win: 160		WON-LOST RECORD		WINNING PCT. RANK		LAST 10 GAMES		STRENGTH OF SCHEDULE		OPP. STRENGTH OF SCHEDULE		TEAM RPI		ADJ RPI		CONF. RPI		ADJ CONF. RPI	
DIV. I ONLY		15-13-0		.53571 124		6-4-0		110		92		100		.52686 101		19		18	
DIV. I NON-CONF.		10-12-0		.45455 163		1-3-0		59		52		108		.52196 105		15		15	
TOTALS		RPI 1-25		RPI 26-50		W-L RECORDS		RPI 51-100		RPI 101-150		RPI 150+							
15-13-0		0-5-0		1-0-0		OVERALL		3-3-0		3-2-0		8-3-0							
2-2-0		0-1-0		0-0-0		HOME		0-0-0		1-1-0		1-0-0							
7-4-0		0-2-0		1-0-0		AWAY		0-1-0		0-0-0		6-1-0							
6-7-0		0-2-0		0-0-0		NEUTRAL		3-2-0		2-1-0		1-2-0							
10-12-0		0-5-0		1-0-0		NON-CONFERENCE		3-3-0		3-2-0		3-2-0							
2-2-0		0-1-0		0-0-0		HOME		0-0-0		1-1-0		1-0-0							
2-3-0		0-2-0		1-0-		AWAY		0-1-0		0-0-0		1-0-0							
6-7-0		0-2-0		0-0-0		NEUTRAL		3-2-0		2-1-0		1-2-0							
5-1-0		0-0-0		0-0-0		CONFERENCE		0-0-0		0-0-0		5-1-0							
0-0-0		0-0-0		0-0-0		HOME		0-0-0		0-0-0		0-0-0							
5-1-0		0-0-0		0-0-0		AWAY		0-0-0		0-0-0		5-1-0							
0-0-0		0-0-0		0-0-0		NEUTRAL		0-0-0		0-0-0		0-0-0							
RPI	S	Opponent		Score		RPI	S	Opponent		Score		RPI	S	Opponent		Score			
14	A	Ole Miss		0	2	37	A	Houston		2	0	54	N	Southern Ill.		6	7		
14	A	Ole Miss		0	6							54	N	Southern Ill.		9	0		
20	N	Illinois		3	5							77	N	Maryland		1	2		
20	N	Illinois		2	8							95	A	South Alabama		2	3		
24	H	Louisiana		0	8							100	N	San Jose St.		4	2		
												100	N	San Jose St.		3	2		
														Southern Miss.		4	1		
												129	H	Hofstra		2	8		
												129	N	Hofstra		11	1		
												142	N	Nevada		3	0		
												142	N	Nevada		0	2		
												164	N	Northern Ill.		1	2		
												189	N	Pittsburgh		5	0		
												189	N	Pittsburgh		3	5		
												205	A	Central Ark.		0	2		
												205	A	Central Ark.		3	1		
												205	A	Central Ark.		8	2		
												209	A	Abilene Christian		12	4		
												209	A	Abilene Christian		8	0		
												209	A	Abilene Christian		5	4		
												238	H	La.-Monroe		8	0		
												254	A	Alcorn		7	0		
LAST 10 GAMES																			
254	A	Alcorn		7	0	24	H	Louisiana		0	8								
205	A	Central Ark.		0	2	205	A	Central Ark.		8	2								
209	A	Abilene Christian		5	4	205	A	Central Ark.		3	1								
209	A	Abilene Christian		8	0	14	A	Ole Miss		0	6								
209	A	Abilene Christian		12	4	14	A	Ole Miss		0	2								

Non-Div. I Games:

Nicholls St.

Average RPI Win: 160		WON-LOST	WINNING	LAST 10	STRENGTH OF	OPP. STRENGTH	TEAM	ADJ	CONF.	ADJ CONF.							
Average RPI Loss: 102		RECORD	PCT. RANK	GAMES	SCHEDULE	OF SCHEDULE	RPI	RPI	RPI	RPI							
DIV. I ONLY		18-15-0	.54545	115	2-8-0	104	173	106	.52482	102	8	8					
DIV. I NON-CONF.		18-9-0	.66667	65	2-2-0	157	163	78	.54216	74	8	8					
<hr/>																	
TOTALS		RPI 1-25		RPI 26-50		W-L RECORDS		RPI 51-100		RPI 101-150		RPI 150+					
18-15-0		0-1-0		1-0-0		OVERALL		2-6-0		5-6-0		10-2-0					
10-10-0		0-1-0		1-0-0		HOME		2-4-0		4-3-0		3-2-0					
0-3-0		0-0-0		0-0-0		AWAY		0-0-0		0-3-0		0-0-0					
8-2-0		0-0-0		0-0-0		NEUTRAL		0-2-0		1-0-0		7-0-0					
18-9-0		0-1-0		1-0-0		NON-CONFERENCE		2-3-0		5-3-0		10-2-0					
10-7-0		0-1-0		1-0-0		HOME		2-1-0		4-3-0		3-2-0					
0-0-0		0-0-0		0-0-		AWAY		0-0-0		0-0-0		0-0-0					
8-2-0		0-0-0		0-0-0		NEUTRAL		0-2-0		1-0-0		7-0-0					
0-6-0		0-0-0		0-0-0		CONFERENCE		0-3-0		0-3-0		0-0-0					
0-3-0		0-0-0		0-0-0		HOME		0-3-0		0-0-0		0-0-0					
0-3-0		0-0-0		0-0-0		AWAY		0-0-0		0-3-0		0-0-0					
0-0-0		0-0-0		0-0-0		NEUTRAL		0-0-0		0-0-0		0-0-0					
RPI	S	Opponent		Score		RPI	S	Opponent		Score		RPI	S	Opponent		Score	
21	H	Notre Dame		0	8	47	H	North Dakota St.		2	1	67	H	Western Ky.		2	6
												67	H	Western Ky.		0	4
												67	H	Western Ky.		4	5
												72	H	Memphis		4	1
												72	H	Memphis		4	1
												72	N	Memphis		0	6
												72	N	Memphis		0	4
												73	H	Purdue		3	6

Non-Div. I Games:

FIU

Average RPI Win:		196	WON-LOST RECORD		WINNING PCT. RANK		LAST 10 GAMES		STRENGTH OF SCHEDULE		OPP. STRENGTH OF SCHEDULE		TEAM RPI		ADJ RPI		CONF. RPI		ADJ CONF. RPI					
DIV. I ONLY			23-10-0		.69697		48		5-5-0		230		117		101		.5248		103		21		22	
DIV. I NON-CONF.			18-6-0		.75		32		0-1-0		202		110		60		.54889		66		22		22	
TOTALS		RPI 1-25		RPI 26-50		W-L RECORDS		RPI 51-100		RPI 101-150		RPI 150+												
23-10-0		0-1-0		0-2-0		OVERALL		2-3-0		3-2-0		18-2-0												
16-1-0		0-0-0		0-0-0		HOME		0-0-0		3-1-0		13-0-0												
3-6-0		0-1-0		0-0-0		AWAY		0-3-0		0-0-0		3-2-0												
4-3-0		0-0-0		0-2-0		NEUTRAL		2-0-0		0-1-0		2-0-0												
18-6-0		0-1-0		0-2-0		NON-CONFERENCE		2-0-0		3-2-0		13-1-0												
13-1-0		0-0-0		0-0-0		HOME		0-0-0		3-1-0		10-0-0												
1-2-0		0-1-0		0-0-		AWAY		0-0-0		0-0-0		1-1-0												
4-3-0		0-0-0		0-2-0		NEUTRAL		2-0-0		0-1-0		2-0-0												
5-4-0		0-0-0		0-0-0		CONFERENCE		0-3-0		0-0-0		5-1-0												
3-0-0		0-0-0		0-0-0		HOME		0-0-0		0-0-0		3-0-0												
2-4-0		0-0-0		0-0-0		AWAY		0-3-0		0-0-0		2-1-0												
0-0-0		0-0-0		0-0-0		NEUTRAL		0-0-0		0-0-0		0-0-0												
RPI	S	Opponent		Score		RPI	S	Opponent		Score		RPI	S	Opponent		Score								
5	A	LSU		0 2		34	N	Indiana		4 6		55	N	SFA		3 0		105	H	Miami (OH)		3 1		
						34	N	Indiana		0 2		70	A	Longwood		5 6		111	H	Towson		6 4		
												70	A	Longwood		1 2		116	H	Duke		3 1		
												70	A	Longwood		5 9		121	N	St. John's (NY)		8 10		
												96	N	Illinois St.		3 0		122	H	East Carolina		1 3		
																		166	H	ETSU		3 0		
																		166	H	ETSU		8 0		
																		185	A	Jacksonville		4 0		
																		185	A	Jacksonville		2 3		
																		186	N	Colgate		3 2		
																		190	H	UConn		3 2		
																		190	H	UConn		4 2		
																		204	N	Eastern Ill.		8 0		
																		227	H	Bowling Green		4 2		
																		230	A	Charleston So.		4 5		
																		230	A	Charleston So.		1 0		
																		230	A	Charleston So.		6 1		
																		251	H	Robert Morris		8 0		
																		251	H	Robert Morris		5 1		
																		251	H	Robert Morris		8 0		
																		252	H	Youngstown St.		2 1		
																		256	H	Presbyterian		11 0		
																		256	H	Presbyterian		8 0		
																		256	H	Presbyterian		9 1		
																		276	H	N.C. Central		14 0		
LAST 10 GAMES																								
70 A Longwood						1 2						185 A Jacksonville						2 3						
251 H Robert Morris						8 0						166 H ETSU						3 0						
256 H Presbyterian						8 0						70 A Longwood						5 6						
230 A Charleston So.						6 1						230 A Charleston So.						4 5						
70 A Longwood						5 9						230 A Charleston So.						1 0						

Non-Div. I Games:

USC Upstate

Average RPI Win:		143	WON-LOST		WINNING		LAST 10		STRENGTH OF		OPP. STRENGTH		TEAM	ADJ		CONF.	ADJ CONF.				
Average RPI Loss:		55	RECORD		PCT. RANK		GAMES		SCHEDULE		OF SCHEDULE		RPI	RPI		RPI	RPI				
DIV. I ONLY			10-18-0		.35714 217		3-7-0		28		45		108	.52446 104		5	5				
DIV. I NON-CONF.			8-14-0		.36364 211		1-3-0		14		38		86	.53805 82		4	4				
TOTALS		RPI 1-25		RPI 26-50		W-L RECORDS		RPI 51-100		RPI 101-150		RPI 150+									
10-18-0		0-7-0		0-4-0		OVERALL		4-2-0		1-3-0		5-2-0									
1-0-0		0-0-0		0-0-0		HOME		1-0-0		0-0-0		0-0-0									
2-11-0		0-5-0		0-2-0		AWAY		1-2-0		1-2-0		0-0-0									
7-7-0		0-2-0		0-2-0		NEUTRAL		2-0-0		0-1-0		5-2-0									
8-14-0		0-7-0		0-4-0		NON-CONFERENCE		3-0-0		0-1-0		5-2-0									
1-0-0		0-0-0		0-0-0		HOME		1-0-0		0-0-0		0-0-0									
0-7-0		0-5-0		0-0-		AWAY		0-0-0		0-0-0		0-0-0									
7-7-0		0-2-0		0-2-0		NEUTRAL		2-0-0		0-1-0		5-2-0									
2-4-0		0-0-0		0-0-0		CONFERENCE		1-2-0		1-2-0		0-0-0									
0-0-0		0-0-0		0-0-0		HOME		0-0-0		0-0-0		0-0-0									
2-4-0		0-0-0		0-0-0		AWAY		1-2-0		1-2-0		0-0-0									
0-0-0		0-0-0		0-0-0		NEUTRAL		0-0-0		0-0-0		0-0-0									
RPI	S	Opponent		Score		RPI	S	Opponent		Score		RPI	S	Opponent		Score					
2	N	Oklahoma		0	6	34	N	Indiana		5	6	51	A	Louisville		0	8				
2	N	Oklahoma		1	9	34	N	Indiana		1	5	51	A	Louisville		2	4				
8	A	Florida		0	8	36	A	Colorado St.		6	8	51	A	Louisville		4	2				
8	A	Florida		2	8	36	A	Colorado St.		0	8	52	N	Seattle U		7	0				
12	A	Kentucky		0	13							58	H	Grand Canyon		3	2				
13	A	Oklahoma St.		0	8							96	N	Illinois St.		5	3				
22	A	Tulsa		3	11																
						LAST 10 GAMES															
						120 A Boston College						8	3	51 A Louisville						2	4
						120 A Boston College						2	10	12 A Kentucky						0	13
						120 A Boston College						3	4	36 A Colorado St.						0	8
						51 A Louisville						4	2	36 A Colorado St.						6	8
						51 A Louisville						0	8	257 N Wagner						7	3

Non-Div. I Games:

Syracuse

Average RPI Win: 168		WON-LOST RECORD		WINNING PCT. RANK		LAST 10 GAMES		STRENGTH OF SCHEDULE		OPP. STRENGTH OF SCHEDULE		TEAM RPI		ADJ RPI		CONF. RPI		ADJ CONF. RPI	
DIV. I ONLY		14-12-0		.53846 120		4-6-0		95		183		107		.52392 105		17		17	
DIV. I NON-CONF.		13-10-0		.56522 105		3-4-0		66		206		84		.53817 81		18		18	
TOTALS		RPI 1-25		RPI 26-50		W-L RECORDS		RPI 51-100		RPI 101-150		RPI 150+							
14-12-0		0-1-0		1-0-0		OVERALL		2-3-0		4-7-0		7-1-0							
5-4-0		0-0-0		0-0-0		HOME		0-0-0		3-3-0		2-1-0							
2-3-0		0-1-0		1-0-0		AWAY		1-1-0		0-1-0		0-0-0							
7-5-0		0-0-0		0-0-0		NEUTRAL		1-2-0		1-3-0		5-0-0							
13-10-0		0-1-0		1-0-0		NON-CONFERENCE		2-3-0		3-5-0		7-1-0							
4-2-0		0-0-0		0-0-0		HOME		0-0-0		2-1-0		2-1-0							
2-3-0		0-1-0		1-0-		AWAY		1-1-0		0-1-0		0-0-0							
7-5-0		0-0-0		0-0-0		NEUTRAL		1-2-0		1-3-0		5-0-0							
1-2-0		0-0-0		0-0-0		CONFERENCE		0-0-0		1-2-0		0-0-0							
1-2-0		0-0-0		0-0-0		HOME		0-0-0		1-2-0		0-0-0							
0-0-0		0-0-0		0-0-0		AWAY		0-0-0		0-0-0		0-0-0							
0-0-0		0-0-0		0-0-0		NEUTRAL		0-0-0		0-0-0		0-0-0							
RPI	S	Opponent		Score		RPI	S	Opponent		Score		RPI	S	Opponent		Score			
12	A	Kentucky		1	9	41	A	UNLV		1	0	52	N	Seattle U		2	7		
												54	A	Southern Ill.		7	5		
												60	A	Lipscomb		1	6		
												79	N	UC Davis		7	6		
												85	N	Iowa		1	2		
														USC Upstate		1	3		
														Appalachian St.		5	4		
														Appalachian St.		4	6		
														Towson		3	8		
														East Carolina		1	9		
														East Carolina		3	1		
														Austin Peay		6	2		
														Austin Peay		1	4		
														Central Mich.		7	3		
														Central Mich.		3	4		
														Central Mich.		1	4		
														Michigan St.		2	12		
														Eastern Ill.		3	1		
														Dayton		8	0		
														Butler		4	0		
														Green Bay		6	1		
														Youngstown St.		6	0		
														Utah Valley		5	3		
														Utah Valley		5	2		
LAST 10 GAMES																			
106	N	Appalachian St.		4	6	211	H	Dayton		8	0								
149	H	Central Mich.		7	3	144	H	Austin Peay		6	2								
149	H	Central Mich.		3	4	157	H	Michigan St.		2	12								
149	H	Central Mich.		1	4	144	H	Austin Peay		1	4								
229	H	Butler		4	0	12	A	Kentucky		1	9								

Non-Div. I Games:

Miami (OH)

Average RPI Win:	181	WON-LOST	WINNING	LAST 10	STRENGTH OF	OPP. STRENGTH	TEAM	ADJ	CONF.	ADJ CONF.	
Average RPI Loss:	126	RECORD	PCT. RANK	GAMES	SCHEDULE	OF SCHEDULE	RPI	RPI	RPI	RPI	
DIV. I ONLY	20-8-0	.71429	38	8-2-0	247	120	104	.52348	106	10	10
DIV. I NON-CONF.	12-7-0	.63158	77	2-1-0	150	161	94	.53249	94	9	9
<hr/>											
TOTALS	RPI 1-25	RPI 26-50		W-L RECORDS		RPI 51-100		RPI 101-150		RPI 150+	
20-8-0	0-0-0	0-0-0		OVERALL		3-4-0		1-1-0		16-3-0	
4-1-0	0-0-0	0-0-0		HOME		0-0-0		0-0-0		4-1-0	
10-4-0	0-0-0	0-0-0		AWAY		0-2-0		0-1-0		10-1-0	
6-3-0	0-0-0	0-0-0		NEUTRAL		3-2-0		1-0-0		2-1-0	
12-7-0	0-0-0	0-0-0		NON-CONFERENCE		3-4-0		1-1-0		8-2-0	
4-1-0	0-0-0	0-0-0		HOME		0-0-0		0-0-0		4-1-0	
2-3-0	0-0-0	0-0-		AWAY		0-2-0		0-1-0		2-0-0	
6-3-0	0-0-0	0-0-0		NEUTRAL		3-2-0		1-0-0		2-1-0	
8-1-0	0-0-0	0-0-0		CONFERENCE		0-0-0		0-0-0		8-1-0	
0-0-0	0-0-0	0-0-0		HOME		0-0-0		0-0-0		0-0-0	
8-1-0	0-0-0	0-0-0		AWAY		0-0-0		0-0-0		8-1-0	
0-0-0	0-0-0	0-0-0		NEUTRAL		0-0-0		0-0-0		0-0-0	
RPI	S	Opponent	Score	RPI	S	Opponent	Score	RPI	S	Opponent	Score
						60 N Lipscomb	0 1	105 A Miami (OH)		4 5	
						69 N Iowa St.	2 1	105 N Miami (OH)		6 4	
						70 N Longwood	6 3	151 A Col. of Charleston		4 1	
						83 N Eastern Ky.	6 7	153 A Ga. Southern		6 5	
						89 A Elon	2 10	153 A Ga. Southern		7 0	
						89 A Elon	0 4	153 A Ga. Southern		9 2	
						94 N Marshall	2 1	158 H Gardner-Webb		4 2	
								158 H Gardner-Webb		6 9	
								166 H ETSU		7 1	
								179 N Radford		2 0	
								204 N Eastern Ill.		1 2	
								218 A Georgia St.		0 1	
								218 A Georgia St.		7 0	
								218 A Georgia St.		6 5	
								220 A Tennessee St.		10 9	
								238 A La.-Monroe		5 0	
								238 A La.-Monroe		4 2	
								238 A La.-Monroe		3 0	
								246 N Dartmouth		2 1	
								275 H N.C. A&T		15 0	
								275 H N.C. A&T		12 0	
				LAST 10 GAMES							
				220 A Tennessee St.	10 9	218 A Georgia St.	0 1				
				105 N Miami (OH)	6 4	166 H ETSU	7 1				
				158 H Gardner-Webb	6 9	238 A La.-Monroe	5 0				
				218 A Georgia St.	7 0	238 A La.-Monroe	4 2				
				218 A Georgia St.	6 5	238 A La.-Monroe	3 0				

Non-Div. I Games:

Appalachian St.

Average RPI Win: 157		WON-LOST	WINNING	LAST 10	STRENGTH OF		OPP. STRENGTH	TEAM	ADJ		CONF.	ADJ CONF.		
Average RPI Loss: 105		RECORD	PCT. RANK	GAMES	SCHEDULE		OF SCHEDULE	RPI	RPI		RPI	RPI		
DIV. I ONLY		18-15-0	.54545	115	6-4-0		115	144	103		.52289	107		
DIV. I NON-CONF.		14-13-0	.51852	134	2-2-0		118	171	118		.51096	119		
TOTALS		RPI 1-25	RPI 26-50		W-L RECORDS		RPI 51-100		RPI 101-150		RPI 150+			
18-15-0		0-1-0	1-2-0		OVERALL		3-5-0		4-3-0		10-4-0			
6-2-0		0-0-0	0-0-0		HOME		0-0-0		4-1-0		2-1-0			
2-4-0		0-0-0	0-1-0		AWAY		2-2-0		0-1-0		0-0-0			
10-9-0		0-1-0	1-1-0		NEUTRAL		1-3-0		0-1-0		8-3-0			
14-13-0		0-1-0	1-2-0		NON-CONFERENCE		2-3-0		1-3-0		10-4-0			
3-2-0		0-0-0	0-0-0		HOME		0-0-0		1-1-0		2-1-0			
1-2-0		0-0-0	0-0-		AWAY		1-0-0		0-1-0		0-0-0			
10-9-0		0-1-0	1-1-0		NEUTRAL		1-3-0		0-1-0		8-3-0			
4-2-0		0-0-0	0-0-0		CONFERENCE		1-2-0		3-0-0		0-0-0			
3-0-0		0-0-0	0-0-0		HOME		0-0-0		3-0-0		0-0-0			
1-2-0		0-0-0	0-0-0		AWAY		1-2-0		0-0-0		0-0-0			
0-0-0		0-0-0	0-0-0		NEUTRAL		0-0-0		0-0-0		0-0-0			
RPI	S	Opponent	Score		RPI	S	Opponent	Score		RPI	S	Opponent	Score	
9	N	Tennessee	0	8	28	A	Mississippi St.	2	8	55	N	SFA	1	7
					31	N	South Carolina	4	6	55	N	SFA	1	2
					38	N	South Fla.	2	1	58	A	Grand Canyon	7	5
										73	N	Purdue	3	12
										85	N	Iowa	8	6
										97	A	UTSA	11	9
										97	A	UTSA	5	6
										97	A	UTSA	4	5

Non-Div. I Games:

Middle Tenn.

Average RPI Win: 208		WON-LOST	WINNING	LAST 10	STRENGTH OF		OPP. STRENGTH	TEAM	ADJ		CONF.	ADJ CONF.
Average RPI Loss: 113		RECORD	PCT. RANK	GAMES	SCHEDULE		OF SCHEDULE	RPI	RPI		RPI	RPI
DIV. I ONLY		19-10-0	.65517	60	7-3-0		178	234	105		.52067	108
DIV. I NON-CONF.		17-8-0	.68	59	5-1-0		237	229	120		.50853	122
TOTALS		RPI 1-25	RPI 26-50		W-L RECORDS		RPI 51-100		RPI 101-150		RPI 150+	
19-10-0		0-0-0	0-2-0		OVERALL		2-1-0		2-5-0		15-2-0	
9-3-0		0-0-0	0-0-0		HOME		1-1-0		1-1-0		7-1-0	
1-3-0		0-0-0	0-2-0		AWAY		0-0-0		1-1-0		0-0-0	
9-4-0		0-0-0	0-0-0		NEUTRAL		1-0-0		0-3-0		8-1-0	
17-8-0		0-0-0	0-2-0		NON-CONFERENCE		1-0-0		1-4-0		15-2-0	
7-1-0		0-0-0	0-0-0		HOME		0-0-0		0-0-0		7-1-0	
1-3-0		0-0-0	0-0-		AWAY		0-0-0		1-1-0		0-0-0	
9-4-0		0-0-0	0-0-0		NEUTRAL		1-0-0		0-3-0		8-1-0	
2-2-0		0-0-0	0-0-0		CONFERENCE		1-1-0		1-1-0		0-0-0	
2-2-0		0-0-0	0-0-0		HOME		1-1-0		1-1-0		0-0-0	
0-0-0		0-0-0	0-0-0		AWAY		0-0-0		0-0-0		0-0-0	
0-0-0		0-0-0	0-0-0		NEUTRAL		0-0-0		0-0-0		0-0-0	
RPI S	Opponent	Score	RPI S	Opponent	Score	RPI S	Opponent	Score	RPI S	Opponent	Score	
			42 A	Georgia	1 8	61 H	Southeast Mo. St.	2 3	107 A	Middle Tenn.	3 4	
			42 A	Georgia	0 3	61 H	Southeast Mo. St.	7 0	115 N	DePaul	1 2	
						91 N	Ball St.	5 0	126 A	UIC	5 0	
									126 N	UIC	0 1	
									134 N	Monmouth	2 4	
									138 H	UT Martin	1 4	
									138 H	UT Martin	7 0	
									155 N	Massachusetts	0 7	
									180 N	Indiana St.	7 2	
									211 H	Dayton	2 3	
									215 H	Purdue Fort Wayne	8 1	
									215 H	Purdue Fort Wayne	8 0	
									221 N	IUPUI	3 2	
									221 N	IUPUI	10 1	
									228 H	Maine	13 5	
									228 H	Maine	4 1	
									235 N	Delaware	5 4	
									242 N	Akron	10 2	
									243 N	Drexel	16 1	
									255 N	Bryant	5 1	
									255 N	Bryant	3 2	
									267 H	Alabama A&M	9 0	
									267 H	Alabama A&M	9 1	
									270 H	Northern Ky.	6 5	
LAST 10 GAMES												
			228 H	Maine	13 5	228 H	Maine	4 1				
			61 H	Southeast Mo. St.	7 0	215 H	Purdue Fort Wayne	8 0				
			138 H	UT Martin	1 4	126 A	UIC	5 0				
			61 H	Southeast Mo. St.	2 3	126 N	UIC	0 1				
			138 H	UT Martin	7 0	215 H	Purdue Fort Wayne	8 1				

Non-Div. I Games:

Belmont

[illegible]

Non-Div. I Games:

UC Riverside

Average RPI Win: 182		WON-LOST RECORD		WINNING PCT. RANK		LAST 10 GAMES		STRENGTH OF SCHEDULE		OPP. STRENGTH OF SCHEDULE		TEAM RPI		ADJ RPI		CONF. RPI		ADJ CONF. RPI	
DIV. I ONLY		12-12-0		.5 137		4-6-0		51		260		109		.5175 111		13		13	
DIV. I NON-CONF.		11-10-0		.52381 127		3-4-0		54		262		105		.52113 108		13		13	
TOTALS		RPI 1-25		RPI 26-50		W-L RECORDS		RPI 51-100		RPI 101-150		RPI 150+							
12-12-0		0-0-0		0-1-0		OVERALL		2-4-0		4-3-0		6-4-0							
3-1-0		0-0-0		0-0-0		HOME		0-0-0		1-1-0		2-0-0							
2-6-0		0-0-0		0-0-0		AWAY		1-2-0		0-1-0		1-3-0							
7-5-0		0-0-0		0-1-0		NEUTRAL		1-2-0		3-1-0		3-1-0							
11-10-0		0-0-0		0-1-0		NON-CONFERENCE		2-4-0		4-3-0		5-2-0							
3-1-0		0-0-0		0-0-0		HOME		0-0-0		1-1-0		2-0-0							
1-4-0		0-0-0		0-0-		AWAY		1-2-0		0-1-0		0-1-0							
7-5-0		0-0-0		0-1-0		NEUTRAL		1-2-0		3-1-0		3-1-0							
1-2-0		0-0-0		0-0-0		CONFERENCE		0-0-0		0-0-0		1-2-0							
0-0-0		0-0-0		0-0-0		HOME		0-0-0		0-0-0		0-0-0							
1-2-0		0-0-0		0-0-0		AWAY		0-0-0		0-0-0		1-2-0							
0-0-0		0-0-0		0-0-0		NEUTRAL		0-0-0		0-0-0		0-0-0							
RPI	S	Opponent		Score		RPI	S	Opponent		Score		RPI	S	Opponent		Score			
				47	N	North Dakota St.		0	1	64	N	Wichita St.	4	5	103	A	USC Upstate	4	6
										83	N	Eastern Ky.	0	5	105	N	Miami (OH)	8	3
										92	A	Coastal Caro.	3	5	122	N	East Carolina	5	14
										94	N	Marshall	3	2	143	N	Providence	6	5
										98	A	UNC Greensboro	4	2	145	N	LIU Brooklyn	8	3
										98	A	UNC Greensboro	9	10	148	H	George Washington	6	1
															148	H	George Washington	3	10
															156	A	UNCW	3	5
															156	A	UNCW	1	4
															156	A	UNCW	8	1
															196	A	Princeton	0	8
															207	N	Sacred Heart	2	5
															244	H	UMBC	8	5
															244	H	UMBC	3	0
															252	N	Youngstown St.	8	0
															256	N	Presbyterian	9	1
															293	N	Saint Peter's	10	2
				LAST 10 GAMES															
				148	H	George Washington	3	10	156	A	UNCW	3	5						
				148	H	George Washington	6	1	196	A	Princeton	0	8						
				244	H	UMBC	8	5	145	N	LIU Brooklyn	8	3						
				156	A	UNCW	1	4	64	N	Wichita St.	4	5						
				156	A	UNCW	8	1	143	N	Providence	6	5						

Non-Div. I Games:

Towson

Average RPI Win: 167		WON-LOST	WINNING	LAST 10	STRENGTH OF	OPP. STRENGTH	TEAM	ADJ	CONF.	ADJ CONF.													
Average RPI Loss: 44		RECORD	PCT. RANK	GAMES	SCHEDULE	OF SCHEDULE	RPI	RPI	RPI	RPI													
DIV. I ONLY		13-17-0	.43333	177	5-5-0	61	51	110	.51556	112	2	2											
DIV. I NON-CONF.		11-13-0	.45833	161	3-1-0	119	49	126	.50431	127	2	2											
<hr/>																							
TOTALS		RPI 1-25		RPI 26-50		W-L RECORDS		RPI 51-100		RPI 101-150		RPI 150+											
13-17-0		0-4-0		0-8-0		OVERALL		3-3-0		3-2-0		7-0-0											
2-1-0		0-0-0		0-0-0		HOME		2-1-0		0-0-0		0-0-0											
1-4-0		0-0-0		0-3-0		AWAY		0-1-0		1-0-0		0-0-0											
10-12-0		0-4-0		0-5-0		NEUTRAL		1-1-0		2-2-0		7-0-0											
11-13-0		0-4-0		0-5-0		NON-CONFERENCE		1-2-0		3-2-0		7-0-0											
0-0-0		0-0-0		0-0-0		HOME		0-0-0		0-0-0		0-0-0											
1-1-0		0-0-0		0-0-		AWAY		0-1-0		1-0-0		0-0-0											
10-12-0		0-4-0		0-5-0		NEUTRAL		1-1-0		2-2-0		7-0-0											
2-4-0		0-0-0		0-3-0		CONFERENCE		2-1-0		0-0-0		0-0-0											
2-1-0		0-0-0		0-0-0		HOME		2-1-0		0-0-0		0-0-0											
0-3-0		0-0-0		0-3-0		AWAY		0-0-0		0-0-0		0-0-0											
0-0-0		0-0-0		0-0-0		NEUTRAL		0-0-0		0-0-0		0-0-0											
RPI	S	Opponent		Score		RPI	S	Opponent		Score		RPI	S	Opponent		Score							
9	N	Tennessee		1	10	29	A	Arizona St.		0	13	58	A	Grand Canyon		6	8	116	N	Duke		3	4
12	N	Kentucky		2	13	29	A	Arizona St.		17	18	68	H	California		7	8	129	N	Hofstra		11	3
13	N	Oklahoma St.		1	8	29	A	Arizona St.		4	14	68	H	California		5	4	130	N	CSUN		7	0
15	N	Northwestern		0	10	32	N	Ohio St.		2	10	68	H	California		7	3	139	A	Hawaii		3	2
						32	N	Ohio St.		0	2	69	N	Iowa St.		4	7	140	N	SIUE		2	5
						33	N	Missouri		0	9	90	N	Bradley		2	1	160	N	South Dakota		5	1
						35	N	North Carolina		2	7							162	N	Western Mich.		8	2
						36	N	Colorado St.		1	6							170	N	Kansas		6	4
																		232	N	Northern Colo.		7	0
																		268	N	Niagara		7	2
																		268	N	Niagara		10	1
																		292	N	St. Bonaventure		14	1
<hr/>																							
LAST 10 GAMES																							
36	N	Colorado St.		1	6	68	H	California		7	3												
29	A	Arizona St.		17	18	68	H	California		5	4												
29	A	Arizona St.		4	14	139	A	Hawaii		3	2												
29	A	Arizona St.		0	13	140	N	SIUE		2	5												
68	H	California		7	8	268	N	Niagara		7	2												

Non-Div. I Games:

Utah

Non-Div. I Games:

Rutgers

Average RPI Win:		139	WON-LOST RECORD		WINNING PCT. RANK		LAST 10 GAMES		STRENGTH OF SCHEDULE		OPP. STRENGTH OF SCHEDULE		TEAM RPI		ADJ RPI		CONF. RPI		ADJ CONF. RPI				
DIV. I ONLY			15-16-0		.48387 148		4-6-0		129		33		115		.51369 114		7 7						
DIV. I NON-CONF.			12-13-0		.48 150		1-3-0		135		45		123		.5055 125		7 7						
TOTALS		RPI 1-25		RPI 26-50		W-L RECORDS		RPI 51-100		RPI 101-150		RPI 150+											
15-16-0		1-5-0		0-0-0		OVERALL		2-7-0		6-3-0		6-1-0											
7-5-0		0-0-0		0-0-0		HOME		1-2-0		4-3-0		2-0-0											
2-5-0		1-2-0		0-0-0		AWAY		1-3-0		0-0-0		0-0-0											
6-6-0		0-3-0		0-0-0		NEUTRAL		0-2-0		2-0-0		4-1-0											
12-13-0		0-3-0		0-0-0		NON-CONFERENCE		2-7-0		4-2-0		6-1-0											
5-4-0		0-0-0		0-0-0		HOME		1-2-0		2-2-0		2-0-0											
1-3-0		0-0-0		0-0-		AWAY		1-3-0		0-0-0		0-0-0											
6-6-0		0-3-0		0-0-0		NEUTRAL		0-2-0		2-0-0		4-1-0											
3-3-0		1-2-0		0-0-0		CONFERENCE		0-0-0		2-1-0		0-0-0											
2-1-0		0-0-0		0-0-0		HOME		0-0-0		2-1-0		0-0-0											
1-2-0		1-2-0		0-0-0		AWAY		0-0-0		0-0-0		0-0-0											
0-0-0		0-0-0		0-0-0		NEUTRAL		0-0-0		0-0-0		0-0-0											
RPI	S	Opponent		Score		RPI	S	Opponent		Score		RPI	S	Opponent		Score		RPI	S	Opponent		Score	
2	N	Oklahoma		0	9							58	A	Grand Canyon		0	9	104	N	Syracuse		9	8
13	N	Oklahoma St.		5	15							58	H	Grand Canyon		0	8	107	H	Middle Tenn.		2	1
16	N	Texas Tech		0	7							59	A	Cal St. Fullerton		1	5	110	H	UC Riverside		0	6
23	A	Boise St.		0	7							65	H	FGCU		0	9	125	N	Nebraska		4	0
23	A	Boise St.		1	16							66	A	Loyola Marymount		1	2	126	H	UIC		13	8
23	A	Boise St.		5	2							74	H	BYU		2	1	136	H	New Mexico		9	8
												78	N	Ohio		1	5	136	H	New Mexico		1	3
												81	A	Long Beach St.		4	1	136	H	New Mexico		4	3
												82	N	Liberty		0	8	137	H	Weber St.		4	6
																		164	H	Northern Ill.		7	5
																		172	N	Cal Poly		8	2
																		174	N	Boston U.		0	6
																		175	N	Charlotte		5	4
																		175	N	Charlotte		9	1
																		233	H	UC Santa Barbara		1	0
																		251	N	Robert Morris		6	1
LAST 10 GAMES																							
137	H	Weber St.		4	6	136	H	New Mexico		9	8												
23	A	Boise St.		5	2	136	H	New Mexico		1	3												
23	A	Boise St.		1	16	110	H	UC Riverside		0	6												
23	A	Boise St.		0	7	78	N	Ohio		1	5												
136	H	New Mexico		4	3	81	A	Long Beach St.		4	1												

Non-Div. I Games:

San Diego St.

Average RPI Win:	191	WON-LOST	WINNING	LAST 10	STRENGTH OF	OPP. STRENGTH	TEAM	ADJ	CONF.	ADJ CONF.					
Average RPI Loss:	90	RECORD	PCT. RANK	GAMES	SCHEDULE	OF SCHEDULE	RPI	RPI	RPI	RPI					
DIV. I ONLY		21-9-0	.7	45	6-4-0	259	103	116	.51362	115	20	20			
DIV. I NON-CONF.		19-8-0	.7037	52	4-3-0	261	92	111	.51961	110	20	20			
<hr/>															
TOTALS	RPI 1-25	RPI 26-50		W-L RECORDS		RPI 51-100		RPI 101-150		RPI 150+					
21-9-0	0-0-0	1-1-0		OVERALL		0-6-0		5-1-0		15-1-0					
0-0-0	0-0-0	0-0-0		HOME		0-0-0		0-0-0		0-0-0					
5-6-0	0-0-0	1-1-0		AWAY		0-3-0		2-1-0		2-1-0					
16-3-0	0-0-0	0-0-0		NEUTRAL		0-3-0		3-0-0		13-0-0					
19-8-0	0-0-0	1-1-0		NON-CONFERENCE		0-6-0		5-1-0		13-0-0					
0-0-0	0-0-0	0-0-0		HOME		0-0-0		0-0-0		0-0-0					
3-5-0	0-0-0	1-0-		AWAY		0-3-0		2-1-0		0-0-0					
16-3-0	0-0-0	0-0-0		NEUTRAL		0-3-0		3-0-0		13-0-0					
2-1-0	0-0-0	0-0-0		CONFERENCE		0-0-0		0-0-0		2-1-0					
0-0-0	0-0-0	0-0-0		HOME		0-0-0		0-0-0		0-0-0					
2-1-0	0-0-0	0-0-0		AWAY		0-0-0		0-0-0		2-1-0					
0-0-0	0-0-0	0-0-0		NEUTRAL		0-0-0		0-0-0		0-0-0					
RPI	S	Opponent	Score	RPI	S	Opponent	Score	RPI	S	Opponent	Score				
				37	A	Houston	0 8	59	A	Cal St. Fullerton	1 5	108	N	Belmont	2 1
				37	A	Houston	2 0	64	A	Wichita St.	2 6	127	A	Samford	5 2
								69	N	Iowa St.	4 6	127	A	Samford	0 6
								72	A	Memphis	4 5	136	N	New Mexico	4 2
								76	N	Texas St.	0 3	136	N	New Mexico	9 5
								81	N	Long Beach St.	0 5	139	A	Hawaii	4 3
												159	N	UMKC	2 1
												174	N	Boston U.	4 2
												193	N	Harvard	5 0
												204	N	Eastern Ill.	6 4
												212	N	Evansville	9 1
												215	N	Purdue Fort Wayne	1 0
												218	N	Georgia St.	4 0
												221	N	IUPUI	11 8
												229	A	Butler	8 5
												229	A	Butler	1 8
												229	A	Butler	6 3
												231	N	Texas Southern	7 0
												250	N	Green Bay	5 4
												250	N	Green Bay	10 1
												272	N	Canisius	10 3
												272	N	Canisius	11 5
LAST 10 GAMES															
				231	N	Texas Southern	7 0	193	N	Harvard	5 0				
				136	N	New Mexico	4 2	81	N	Long Beach St.	0 5				
				229	A	Butler	6 3	59	A	Cal St. Fullerton	1 5				
				229	A	Butler	1 8	174	N	Boston U.	4 2				
				229	A	Butler	8 5	69	N	Iowa St.	4 6				

Non-Div. I Games:

DePaul

Average RPI Win:	140	WON-LOST RECORD	WINNING PCT. RANK	LAST 10 GAMES	STRENGTH OF SCHEDULE	OPP. STRENGTH OF SCHEDULE	TEAM RPI	ADJ RPI	CONF. RPI	ADJ CONF. RPI				
DIV. I ONLY		14-18-0	.4375	175	5-5-0	67	60	112	.51318	116	5	5		
DIV. I NON-CONF.		8-14-0	.36364	211	0-2-0	24	98	112	.51456	114	4	4		
<hr/>														
TOTALS	RPI 1-25	RPI 26-50		W-L RECORDS		RPI 51-100		RPI 101-150		RPI 150+				
14-18-0	1-2-0	1-8-0		OVERALL		2-3-0		3-2-0		7-3-0				
8-8-0	0-0-0	1-5-0		HOME		1-1-0		0-0-0		6-2-0				
3-4-0	0-0-0	0-1-0		AWAY		0-1-0		2-2-0		1-0-0				
3-6-0	1-2-0	0-2-0		NEUTRAL		1-1-0		1-0-0		0-1-0				
8-14-0	0-2-0	0-6-0		NON-CONFERENCE		2-3-0		1-1-0		5-2-0				
5-5-0	0-0-0	0-3-0		HOME		1-1-0		0-0-0		4-1-0				
1-3-0	0-0-0	0-0-		AWAY		0-1-0		0-1-0		1-0-0				
2-6-0	0-2-0	0-2-0		NEUTRAL		1-1-0		1-0-0		0-1-0				
6-4-0	1-0-0	1-2-0		CONFERENCE		0-0-0		2-1-0		2-1-0				
3-3-0	0-0-0	1-2-0		HOME		0-0-0		0-0-0		2-1-0				
2-1-0	0-0-0	0-0-0		AWAY		0-0-0		2-1-0		0-0-0				
1-0-0	1-0-0	0-0-0		NEUTRAL		0-0-0		0-0-0		0-0-0				
RPI	S	Opponent	Score		RPI	S	Opponent	Score		RPI	S	Opponent	Score	
4	N	Washington	1	4	28	H	Mississippi St.	2	3	68	N	California	0	1
15	N	Northwestern	5	6	31	A	South Carolina	4	5	78	H	Ohio	2	1
21	N	Notre Dame	7	3	31	N	South Carolina	2	3	82	N	Liberty	3	1
					32	N	Ohio St.	0	6	89	A	Elon	4	5
					34	H	Indiana	0	3	92	H	Coastal Caro.	4	11
					34	H	Indiana	1	3					
					35	H	North Carolina	2	4					
					35	H	North Carolina	1	8					
					35	H	North Carolina	2	1					
LAST 10 GAMES														
230	H	Charleston So.	9	5	31	A	South Carolina	4	5					
161	H	Penn St.	0	6	92	H	Coastal Caro.	4	11					
132	A	Virginia	8	0	189	H	Pittsburgh	3	5					
132	A	Virginia	1	2	189	H	Pittsburgh	8	0					
132	A	Virginia	7	2	189	H	Pittsburgh	4	3					

Non-Div. I Games:

Duke

Average RPI Win:	176	WON-LOST RECORD	WINNING PCT. RANK	LAST 10 GAMES	STRENGTH OF SCHEDULE	OPP. STRENGTH OF SCHEDULE	TEAM RPI	ADJ RPI	CONF. RPI	ADJ CONF. RPI	
DIV. I ONLY		17-14-0	.54839 112	6-4-0	154	115	117	.51186 117	8	8	
DIV. I NON-CONF.		13-9-0	.59091 94	3-1-0	129	176	101	.52527 100	8	8	
<hr/>											
TOTALS	RPI 1-25	RPI 26-50		W-L RECORDS	RPI 51-100		RPI 101-150		RPI 150+		
17-14-0	0-2-0	0-2-0		OVERALL	5-7-0		0-1-0		12-2-0		
9-3-0	0-0-0	0-0-0		HOME	1-3-0		0-0-0		8-0-0		
5-9-0	0-2-0	0-2-0		AWAY	2-3-0		0-1-0		3-1-0		
3-2-0	0-0-0	0-0-0		NEUTRAL	2-1-0		0-0-0		1-1-0		
13-9-0	0-2-0	0-2-0		NON-CONFERENCE	3-3-0		0-1-0		10-1-0		
8-1-0	0-0-0	0-0-0		HOME	0-1-0		0-0-0		8-0-0		
2-6-0	0-2-0	0-0-		AWAY	1-1-0		0-1-0		1-0-0		
3-2-0	0-0-0	0-0-0		NEUTRAL	2-1-0		0-0-0		1-1-0		
4-5-0	0-0-0	0-0-0		CONFERENCE	2-4-0		0-0-0		2-1-0		
1-2-0	0-0-0	0-0-0		HOME	1-2-0		0-0-0		0-0-0		
3-3-0	0-0-0	0-0-0		AWAY	1-2-0		0-0-0		2-1-0		
0-0-0	0-0-0	0-0-0		NEUTRAL	0-0-0		0-0-0		0-0-0		
RPI S	Opponent	Score	RPI S	Opponent	Score	RPI S	Opponent	Score	RPI S	Opponent	Score
11 A	Alabama	1 3	49 A	Baylor	3 4	56 A	North Texas	3 4	101 A	Nicholls St.	1 4
11 A	Alabama	2 3	49 A	Baylor	1 3	56 A	North Texas	5 7	157 N	Michigan St.	5 2
						56 A	North Texas	7 3	178 H	Tennessee Tech	8 6
						63 N	Sam Houston St.	2 3	181 A	UTEP	6 7
						63 N	Sam Houston St.	2 1	181 A	UTEP	13 2
						75 H	Fla. Atlantic	1 3	181 A	UTEP	11 3
						75 H	Fla. Atlantic	3 5	199 H	Houston Baptist	9 0
						75 H	Fla. Atlantic	2 0	199 H	Houston Baptist	9 1
						87 A	Jacksonville St.	10 4	205 H	Central Ark.	12 4
						87 A	Jacksonville St.	4 5	206 N	Saint Francis (PA)	0 1
						88 N	UT Arlington	5 3	249 A	Alabama St.	5 0
						95 H	South Alabama	0 4	254 H	Alcorn	7 0
									254 H	Alcorn	7 2
									269 H	Jackson St.	9 1
									294 H	Southern U.	11 0
<hr/>											
LAST 10 GAMES											
49 A	Baylor	3 4	75 H	Fla. Atlantic	3 5						
63 N	Sam Houston St.	2 1	254 H	Alcorn	7 2						
199 H	Houston Baptist	9 0	87 A	Jacksonville St.	10 4						
56 A	North Texas	3 4	181 A	UTEP	13 2						
181 A	UTEP	6 7	181 A	UTEP	11 3						

Non-Div. I Games:

Southern Miss.

Average RPI Win:		143	WON-LOST RECORD		WINNING PCT. RANK		LAST 10 GAMES		STRENGTH OF SCHEDULE		OPP. STRENGTH OF SCHEDULE		TEAM RPI		ADJ RPI		CONF. RPI		ADJ CONF. RPI				
Average RPI Loss:		72																					
DIV. I ONLY			15-18-0		.45455 164		5-5-0		113		59		124		.51131 118		19		18				
DIV. I NON-CONF.			9-15-0		.375 203		1-2-0		42		29		113		.52106 109		15		15				
TOTALS		RPI 1-25		RPI 26-50		W-L RECORDS		RPI 51-100		RPI 101-150		RPI 150+											
15-18-0		1-3-0		1-5-0		OVERALL		4-4-0		2-5-0		7-1-0											
9-10-0		0-0-0		0-4-0		HOME		1-1-0		1-4-0		7-1-0											
3-6-0		1-3-0		1-1-0		AWAY		1-2-0		0-0-0		0-0-0											
3-2-0		0-0-0		0-0-0		NEUTRAL		2-1-0		1-1-0		0-0-0											
9-15-0		1-3-0		1-5-0		NON-CONFERENCE		3-2-0		2-5-0		2-0-0											
4-9-0		0-0-0		0-4-0		HOME		1-1-0		1-4-0		2-0-0											
2-4-0		1-3-0		1-0-		AWAY		0-0-0		0-0-0		0-0-0											
3-2-0		0-0-0		0-0-0		NEUTRAL		2-1-0		1-1-0		0-0-0											
6-3-0		0-0-0		0-0-0		CONFERENCE		1-2-0		0-0-0		5-1-0											
5-1-0		0-0-0		0-0-0		HOME		0-0-0		0-0-0		5-1-0											
1-2-0		0-0-0		0-0-0		AWAY		1-2-0		0-0-0		0-0-0											
0-0-0		0-0-0		0-0-0		NEUTRAL		0-0-0		0-0-0		0-0-0											
RPI	S	Opponent		Score		RPI	S	Opponent		Score		RPI	S	Opponent		Score		RPI	S	Opponent		Score	
2	A	Oklahoma		1	6	27	H	Arkansas		0	6	52	N	Seattle U		1	6	113	N	Rutgers		6	4
13	A	Oklahoma St.		2	3	37	H	Houston		2	7	55	A	SFA		0	7	113	N	Rutgers		1	2
13	A	Oklahoma St.		2	12	44	A	Texas A&M		1	2	55	A	SFA		2	4	127	H	Samford		8	0
24	A	Louisiana		5	4	44	A	Texas A&M		3	1	55	A	SFA		8	2	127	H	Samford		2	4
						49	H	Baylor		2	5	60	H	Lipscomb		1	6	144	H	Austin Peay		0	4
						49	H	Baylor		2	7	60	H	Lipscomb		4	3	144	H	Austin Peay		1	2
												82	N	Liberty		5	1	144	H	Austin Peay		3	4
												84	N	UNI		7	5	152	H	Campbell		7	2
																		165	H	Northwestern St.		3	4
																		165	H	Northwestern St.		5	2
																		165	H	Northwestern St.		3	1
																		238	H	La.-Monroe		9	0
																		281	H	Incarnate Word		7	1
																		281	H	Incarnate Word		1	0
																		281	H	Incarnate Word		7	2
LAST 10 GAMES																							
13	A	Oklahoma St.		2	3	144	H	Austin Peay		3	4												
52	N	Seattle U		1	6	165	H	Northwestern St.		5	2												
55	A	SFA		8	2	165	H	Northwestern St.		3	1												
281	H	Incarnate Word		7	1	24	A	Louisiana		5	4												
165	H	Northwestern St.		3	4	55	A	SFA		2	4												

Non-Div. I Games:

McNeese

Average RPI Win:	216	WON-LOST	WINNING	LAST 10	STRENGTH OF	OPP. STRENGTH	TEAM	ADJ	CONF.	ADJ CONF.				
Average RPI Loss:	85	RECORD	PCT. RANK	GAMES	SCHEDULE	OF SCHEDULE	RPI	RPI	RPI	RPI				
DIV. I ONLY	16-9-0	.64	69	3-7-0	221	177	118	.50927	119	9	9			
DIV. I NON-CONF.	15-4-0	.78947	26	2-2-0	238	204	76	.5386	80	10	10			
<hr/>														
TOTALS	RPI 1-25	RPI 26-50		W-L RECORDS	RPI 51-100		RPI 101-150		RPI 150+					
16-9-0	0-0-0	0-5-0		OVERALL	0-2-0		1-0-0		15-2-0					
5-0-0	0-0-0	0-0-0		HOME	0-0-0		0-0-0		5-0-0					
4-5-0	0-0-0	0-3-0		AWAY	0-0-0		0-0-0		4-2-0					
7-4-0	0-0-0	0-2-0		NEUTRAL	0-2-0		1-0-0		6-0-0					
<hr/>														
15-4-0	0-0-0	0-2-0		NON-CONFERENCE	0-2-0		1-0-0		14-0-0					
5-0-0	0-0-0	0-0-0		HOME	0-0-0		0-0-0		5-0-0					
3-0-0	0-0-0	0-0-		AWAY	0-0-0		0-0-0		3-0-0					
7-4-0	0-0-0	0-2-0		NEUTRAL	0-2-0		1-0-0		6-0-0					
<hr/>														
1-5-0	0-0-0	0-3-0		CONFERENCE	0-0-0		0-0-0		1-2-0					
0-0-0	0-0-0	0-0-0		HOME	0-0-0		0-0-0		0-0-0					
1-5-0	0-0-0	0-3-0		AWAY	0-0-0		0-0-0		1-2-0					
0-0-0	0-0-0	0-0-0		NEUTRAL	0-0-0		0-0-0		0-0-0					
<hr/>														
RPI S	Opponent	Score	RPI S	Opponent	Score	RPI S	Opponent	Score	RPI S	Opponent	Score			
			34 N	Indiana	1 3	63 N	Sam Houston St.	3 4	138 N	UT Martin	4 3			
			34 N	Indiana	0 1	63 N	Sam Houston St.	3 5	158 A	Gardner-Webb	14 0			
			50 A	Missouri St.	3 5			159 H	UMKC	1 0				
			50 A	Missouri St.	0 1			192 A	Mercer	9 0				
			50 A	Missouri St.	1 2			207 N	Sacred Heart	7 2				
								212 A	Evansville	3 5				
								212 A	Evansville	9 6				
								212 A	Evansville	1 9				
								215 H	Purdue Fort Wayne	2 0				
								221 H	IUPUI	6 0				
								222 H	Detroit Mercy	3 1				
								226 A	Saint Louis	10 4				
								229 H	Butler	5 4				
								236 N	Hartford	8 0				
								242 N	Akron	11 2				
								258 N	Oakland	10 0				
								273 N	Mississippi Val.	12 0				
								275 N	N.C. A&T	8 0				
						LAST 10 GAMES								
						63 N	Sam Houston St.	3 4	50 A	Missouri St.	3 5			
212 A	Evansville	3 5				50 A	Missouri St.	1 2						
50 A	Missouri St.	0 1				226 A	Saint Louis	10 4						
212 A	Evansville	1 9				63 N	Sam Houston St.	3 5						
212 A	Evansville	9 6				138 N	UT Martin	4 3						

Non-Div. I Games:

Loyola Chicago

Average RPI Win:		148	WON-LOST RECORD		WINNING PCT. RANK	LAST 10 GAMES	STRENGTH OF SCHEDULE		OPP. STRENGTH OF SCHEDULE	TEAM RPI	ADJ RPI	CONF. RPI	ADJ CONF. RPI				
Average RPI Loss:		68															
DIV. I ONLY			10-16-0		.38462	201	4-6-0		52	54	119	.50775	120	5	5		
DIV. I NON-CONF.			8-12-0		.4	185	2-2-0		25	99	98	.52469	101	4	4		
TOTALS		RPI 1-25		RPI 26-50		W-L RECORDS		RPI 51-100		RPI 101-150		RPI 150+					
10-16-0		0-6-0		0-4-0		OVERALL		1-0-0		5-3-0		4-3-0					
3-3-0		0-0-0		0-0-0		HOME		0-0-0		2-3-0		1-0-0					
2-6-0		0-2-0		0-4-0		AWAY		0-0-0		2-0-0		0-0-0					
5-7-0		0-4-0		0-0-0		NEUTRAL		1-0-0		1-0-0		3-3-0					
8-12-0		0-6-0		0-1-0		NON-CONFERENCE		1-0-0		3-2-0		4-3-0					
1-2-0		0-0-0		0-0-0		HOME		0-0-0		0-2-0		1-0-0					
2-3-0		0-2-0		0-0-		AWAY		0-0-0		2-0-0		0-0-0					
5-7-0		0-4-0		0-0-0		NEUTRAL		1-0-0		1-0-0		3-3-0					
2-4-0		0-0-0		0-3-0		CONFERENCE		0-0-0		2-1-0		0-0-0					
2-1-0		0-0-0		0-0-0		HOME		0-0-0		2-1-0		0-0-0					
0-3-0		0-0-0		0-3-0		AWAY		0-0-0		0-0-0		0-0-0					
0-0-0		0-0-0		0-0-0		NEUTRAL		0-0-0		0-0-0		0-0-0					
RPI	S	Opponent		Score		RPI	S	Opponent		Score		RPI	S	Opponent		Score	
6	A	Texas		1	9	35	A	North Carolina		1	9	93	N	Chattanooga		9	6
6	A	Texas		0	8	35	A	North Carolina		0	8			102 A FIU		3	8
19	N	James Madison		0	9	35	A	North Carolina		0	2			104 H Syracuse		10	2
20	N	Illinois		3	7	39	A	UCF		1	4			104 H Syracuse		4	3
20	N	Illinois		3	12									121 H St. John's (NY)		3	6
23	N	Boise St.		0	8									122 A East Carolina		1	0
														143 H Providence		0	1
														149 N Central Mich.		8	4
														153 N Ga. Southern		4	9
														157 N Michigan St.		7	6
														157 N Michigan St.		9	7
														161 N Penn St.		4	5
														165 N Northwestern St.		5	9
														219 N Penn		4	0
														271 H Quinnipiac		8	0
				LAST 10 GAMES													
				271	H	Quinnipiac		8	0	6	A	Texas		1	9		
				102	A	FIU		3	2	165	N	Northwestern St.		5	9		
				121	H	St. John's (NY)		3	6	104	H	Syracuse		3	8		
				19	N	James Madison		0	9	104	H	Syracuse		10	2		
				20	N	Illinois		3	12	104	H	Syracuse		4	3		

Non-Div. I Games:

Boston College

Average RPI Win:	171	WON-LOST RECORD	WINNING PCT. RANK	LAST 10 GAMES	STRENGTH OF SCHEDULE	OPP. STRENGTH OF SCHEDULE	TEAM RPI	ADJ RPI	CONF. RPI	ADJ CONF. RPI	
Average RPI Loss:	98										
DIV. I ONLY	13-14-0	.48148	154	6-4-0	91	180	120	.50702	121	20	20
DIV. I NON-CONF.	11-13-0	.45833	161	4-3-0	95	170	136	.499	136	20	20
<hr/>											
TOTALS	RPI 1-25	RPI 26-50		W-L RECORDS	RPI 51-100		RPI 101-150		RPI 150+		
13-14-0	0-0-0	0-5-0		OVERALL	1-4-0		5-3-0		7-2-0		
5-2-0	0-0-0	0-0-0		HOME	0-0-0		2-2-0		3-0-0		
1-2-0	0-0-0	0-1-0		AWAY	0-1-0		1-0-0		0-0-0		
7-10-0	0-0-0	0-4-0		NEUTRAL	1-3-0		2-1-0		4-2-0		
<hr/>											
11-13-0	0-0-0	0-5-0		NON-CONFERENCE	1-4-0		3-2-0		7-2-0		
3-1-0	0-0-0	0-0-0		HOME	0-0-0		0-1-0		3-0-0		
1-2-0	0-0-0	0-0-		AWAY	0-1-0		1-0-0		0-0-0		
7-10-0	0-0-0	0-4-0		NEUTRAL	1-3-0		2-1-0		4-2-0		
<hr/>											
2-1-0	0-0-0	0-0-0		CONFERENCE	0-0-0		2-1-0		0-0-0		
2-1-0	0-0-0	0-0-0		HOME	0-0-0		2-1-0		0-0-0		
0-0-0	0-0-0	0-0-0		AWAY	0-0-0		0-0-0		0-0-0		
0-0-0	0-0-0	0-0-0		NEUTRAL	0-0-0		0-0-0		0-0-0		
<hr/>											
RPI S	Opponent	Score	RPI S	Opponent	Score	RPI S	Opponent	Score	RPI S	Opponent	Score
			31 A	South Carolina	1 9	75 A	Fla. Atlantic	1 2	103 N	USC Upstate	10 8
			34 N	Indiana	0 11	80 N	South Dakota St.	4 5	120 A	Boston College	6 3
			38 N	South Fla.	2 12	93 N	Chattanooga	4 11	129 H	Hofstra	3 9
			39 N	UCF	0 6	98 N	UNC Greensboro	6 0	132 N	Virginia	4 3
			42 N	Georgia	1 10	98 N	UNC Greensboro	4 8	143 H	Providence	6 10
									143 H	Providence	6 5
									143 H	Providence	5 1
									149 N	Central Mich.	2 3
									152 N	Campbell	4 3
									153 N	Ga. Southern	7 3
									162 N	Western Mich.	5 4
									195 N	Toledo	8 9
									200 N	Bethune-Cookman	6 3
									219 N	Penn	2 4
									257 H	Wagner	13 9
									279 H	Holy Cross	7 1
									279 H	Holy Cross	8 0
<hr/>											
LAST 10 GAMES											
	120 A	Boston College	6	3	279 H	Holy Cross	7	1			
	143 H	Providence	6	5	257 H	Wagner	13	9			
	143 H	Providence	6	10	129 H	Hofstra	3	9			
	143 H	Providence	5	1	39 N	UCF	0	6			
	279 H	Holy Cross	8	0	38 N	South Fla.	2	12			

Non-Div. I Games:




St. John's (NY)

Average RPI Win:		184	WON-LOST RECORD		WINNING PCT. RANK		LAST 10 GAMES		STRENGTH OF SCHEDULE		OPP. STRENGTH OF SCHEDULE		TEAM RPI		ADJ RPI		CONF. RPI		ADJ CONF. RPI				
DIV. I ONLY			19-13-0		.59375 86		6-4-0		196		169		123		.50677 122		6		6				
DIV. I NON-CONF.			18-11-0		.62069 83		5-2-0		212		195		122		.50867 121		6		6				
TOTALS		RPI 1-25		RPI 26-50		W-L RECORDS		RPI 51-100		RPI 101-150		RPI 150+											
19-13-0		0-2-0		0-0-0		OVERALL		3-3-0		4-3-0		12-5-0											
7-5-0		0-1-0		0-0-0		HOME		0-0-0		0-1-0		7-3-0											
5-5-0		0-0-0		0-0-0		AWAY		3-3-0		1-1-0		1-1-0											
7-3-0		0-1-0		0-0-0		NEUTRAL		0-0-0		3-1-0		4-1-0											
18-11-0		0-2-0		0-0-0		NON-CONFERENCE		2-1-0		4-3-0		12-5-0											
7-5-0		0-1-0		0-0-0		HOME		0-0-0		0-1-0		7-3-0											
4-3-0		0-0-0		0-0-		AWAY		2-1-0		1-1-0		1-1-0											
7-3-0		0-1-0		0-0-0		NEUTRAL		0-0-0		3-1-0		4-1-0											
1-2-0		0-0-0		0-0-0		CONFERENCE		1-2-0		0-0-0		0-0-0											
0-0-0		0-0-0		0-0-0		HOME		0-0-0		0-0-0		0-0-0											
1-2-0		0-0-0		0-0-0		AWAY		1-2-0		0-0-0		0-0-0											
0-0-0		0-0-0		0-0-0		NEUTRAL		0-0-0		0-0-0		0-0-0											
RPI	S	Opponent		Score		RPI	S	Opponent		Score		RPI	S	Opponent		Score							
19	H	James Madison		1	3							70	A	Longwood		8	7	102	A	FIU		1	2
21	N	Notre Dame		0	5							70	A	Longwood		2	3	103	A	USC Upstate		3	1
												72	A	Memphis		1	9	105	N	Miami (OH)		9	1
												72	A	Memphis		5	4	105	N	Miami (OH)		1	3
												72	A	Memphis		0	8	111	N	Towson		14	5
												75	A	Fla. Atlantic		12	5	120	H	Boston College		0	1
																		145	N	LIU Brooklyn		6	5
																		152	H	Campbell		9	4
																		152	H	Campbell		2	10
																		155	H	Massachusetts		0	5
																		168	N	Florida A&M		5	7
																		177	H	Winthrop		0	19
																		206	H	Saint Francis (PA)		7	5
																		207	N	Sacred Heart		3	0
																		214	H	Columbia		6	2
																		214	H	Columbia		11	0
																		223	A	George Mason		3	4
																		223	A	George Mason		7	2
																		252	N	Youngstown St.		11	4
																		257	H	Wagner		6	3
																		257	H	Wagner		7	6
																		264	H	Cleveland St.		9	8
																		289	N	Cornell		10	0
																		289	N	Cornell		11	1
LAST 10 GAMES																							
																		70	A	Longwood		2	3
																		70	A	Longwood		8	7
																		152	H	Campbell		2	10
																		152	H	Campbell		9	4
																		252	N	Youngstown St.		11	4
																		72	A	Memphis		1	9
																		72	A	Memphis		0	8
																		72	A	Memphis		5	4
																		289	N	Cornell		10	0
																		223	A	George Mason		7	2

Non-Div. I Games:

East Carolina

Non-Div. I Games:

 Tie,  Loss,  Non-Conf, S Site, H Home, A Away, N Neutral Page 124

Average RPI Win:	197	WON-LOST RECORD	WINNING PCT. RANK	LAST 10 GAMES	STRENGTH OF SCHEDULE	OPP. STRENGTH OF SCHEDULE	TEAM RPI	ADJ RPI	CONF. RPI	ADJ CONF. RPI	
DIV. I ONLY	19-11-0	.63333	70	8-2-0	234	121	125	.5065	124	19	18
DIV. I NON-CONF.	11-9-0	.55	110	1-0-0	214	118	147	.49465	147	15	15
TOTALS	RPI 1-25	RPI 26-50	W-L RECORDS		RPI 51-100	RPI 101-150	RPI 150+				
19-11-0	0-0-0	0-4-0	OVERALL		3-4-0	1-1-0	15-2-0				
12-6-0	0-0-0	0-1-0	HOME		3-3-0	1-1-0	8-1-0				
4-3-0	0-0-0	0-2-0	AWAY		0-0-0	0-0-0	4-1-0				
3-2-0	0-0-0	0-1-0	NEUTRAL		0-1-0	0-0-0	3-0-0				
11-9-0	0-0-0	0-4-0	NON-CONFERENCE		1-3-0	1-1-0	9-1-0				
6-5-0	0-0-0	0-1-0	HOME		1-2-0	1-1-0	4-1-0				
2-2-0	0-0-0	0-0-	AWAY		0-0-0	0-0-0	2-0-0				
3-2-0	0-0-0	0-1-0	NEUTRAL		0-1-0	0-0-0	3-0-0				
8-2-0	0-0-0	0-0-0	CONFERENCE		2-1-0	0-0-0	6-1-0				
6-1-0	0-0-0	0-0-0	HOME		2-1-0	0-0-0	4-0-0				
2-1-0	0-0-0	0-0-0	AWAY		0-0-0	0-0-0	2-1-0				
0-0-0	0-0-0	0-0-0	NEUTRAL		0-0-0	0-0-0	0-0-0				
RPI S	Opponent	Score	RPI S	Opponent	Score	RPI S	Opponent	Score	RPI S	Opponent	Score
			28 A	Mississippi St.	3 4	54 H	Southern Ill.	4 3	109 H	Kent St.	7 5
			45 N	Georgia Tech	2 4	55 H	SFA	6 11	140 H	SIUE	1 2
			48 A	Louisiana Tech	4 7	55 H	SFA	7 1	164 H	Northern Ill.	5 2
			50 H	Missouri St.	3 5	55 H	SFA	3 1	164 H	Northern Ill.	3 7
						83 N	Eastern Ky.	0 5	173 H	Prairie View	7 0
						97 H	UTSA	0 1	199 A	Houston Baptist	4 3
						100 H	San Jose St.	2 6	199 A	Houston Baptist	4 7
									199 A	Houston Baptist	5 2
									215 N	Purdue Fort Wayne	3 1
									241 H	A&M-Corpus Christi	11 0
									241 H	A&M-Corpus Christi	8 0
									241 H	A&M-Corpus Christi	8 4
									241 H	A&M-Corpus Christi	4 3
									249 A	Alabama St.	8 3
									254 A	Alcorn	8 1
									254 N	Alcorn	7 1
									254 N	Alcorn	8 0
									273 H	Mississippi Val.	7 3
									273 H	Mississippi Val.	19 4
			LAST 10 GAMES								
			55 H	SFA	3 1	254 N	Alcorn	8 0			
			55 H	SFA	6 11	199 A	Houston Baptist	5 2			
			55 H	SFA	7 1	241 H	A&M-Corpus Christi	4 3			
			215 N	Purdue Fort Wayne	3 1	241 H	A&M-Corpus Christi	11 0			
			249 A	Alabama St.	8 3	241 H	A&M-Corpus Christi	8 0			

Non-Div. I Games:

Southeastern La.

Average RPI Win:		154	WON-LOST RECORD		WINNING PCT. RANK		LAST 10 GAMES		STRENGTH OF SCHEDULE		OPP. STRENGTH OF SCHEDULE		TEAM RPI		ADJ RPI		CONF. RPI		ADJ CONF. RPI	
DIV. I ONLY			10-16-0		.38462 201		0-10-0		71		30		128		.50642 125		4		4	
DIV. I NON-CONF.			10-13-0		.43478 173		0-7-0		79		37		117		.51243 117		5		5	
TOTALS		RPI 1-25		RPI 26-50		W-L RECORDS		RPI 51-100		RPI 101-150		RPI 150+								
10-16-0		0-8-0		0-2-0		OVERALL		3-3-0		0-1-0		7-2-0								
0-0-0		0-0-0		0-0-0		HOME		0-0-0		0-0-0		0-0-0								
2-9-0		0-3-0		0-1-0		AWAY		2-3-0		0-0-0		0-2-0								
8-7-0		0-5-0		0-1-0		NEUTRAL		1-0-0		0-1-0		7-0-0								
10-13-0		0-5-0		0-2-0		NON-CONFERENCE		3-3-0		0-1-0		7-2-0								
0-0-0		0-0-0		0-0-0		HOME		0-0-0		0-0-0		0-0-0								
2-6-0		0-0-0		0-0-		AWAY		2-3-0		0-0-0		0-2-0								
8-7-0		0-5-0		0-1-0		NEUTRAL		1-0-0		0-1-0		7-0-0								
0-3-0		0-3-0		0-0-0		CONFERENCE		0-0-0		0-0-0		0-0-0								
0-0-0		0-0-0		0-0-0		HOME		0-0-0		0-0-0		0-0-0								
0-3-0		0-3-0		0-0-0		AWAY		0-0-0		0-0-0		0-0-0								
0-0-0		0-0-0		0-0-0		NEUTRAL		0-0-0		0-0-0		0-0-0								
RPI	S	Opponent		Score		RPI	S	Opponent		Score		RPI	S	Opponent		Score				
3	N	UCLA		1	9	29	N	Arizona St.		5	6	62	A	NC State		7	2			
16	N	Texas Tech		10	15	36	A	Colorado St.		9	12	62	A	NC State		6	0			
16	N	Texas Tech		1	4							64	A	Wichita St.		1	10			
22	N	Tulsa		5	6							64	A	Wichita St.		2	6			
22	N	Tulsa		0	6							64	A	Wichita St.		5	7			
25	A	Michigan		0	8							74	N	BYU		5	4			
25	A	Michigan		2	7															
25	A	Michigan		0	12															

Non-Div. I Games:

Nebraska

U
I
C

UIC

Average RPI Win: 147		WON-LOST RECORD		WINNING PCT. RANK		LAST 10 GAMES		STRENGTH OF SCHEDULE		OPP. STRENGTH OF SCHEDULE		TEAM RPI		ADJ RPI		CONF. RPI		ADJ CONF. RPI				
DIV. I ONLY		13-22-0		.37143 209		5-5-0		48		79		130		.5045 127		14		14				
DIV. I NON-CONF.		11-21-0		.34375 221		3-4-0		51		74		148		.49512 145		14		14				
TOTALS		RPI 1-25		RPI 26-50		W-L RECORDS		RPI 51-100		RPI 101-150		RPI 150+										
13-22-0		0-5-0		0-1-0		OVERALL		5-8-0		2-5-0		6-3-0										
6-6-0		0-0-0		0-0-0		HOME		0-3-0		1-1-0		5-2-0										
4-10-0		0-4-0		0-0-0		AWAY		3-2-0		1-4-0		0-0-0										
3-6-0		0-1-0		0-1-0		NEUTRAL		2-3-0		0-0-0		1-1-0										
11-21-0		0-5-0		0-1-0		NON-CONFERENCE		3-7-0		2-5-0		6-3-0										
6-6-0		0-0-0		0-0-0		HOME		0-3-0		1-1-0		5-2-0										
2-9-0		0-4-0		0-0-		AWAY		1-1-0		1-4-0		0-0-0										
3-6-0		0-1-0		0-1-0		NEUTRAL		2-3-0		0-0-0		1-1-0										
2-1-0		0-0-0		0-0-0		CONFERENCE		2-1-0		0-0-0		0-0-0										
0-0-0		0-0-0		0-0-0		HOME		0-0-0		0-0-0		0-0-0										
2-1-0		0-0-0		0-0-0		AWAY		2-1-0		0-0-0		0-0-0										
0-0-0		0-0-0		0-0-0		NEUTRAL		0-0-0		0-0-0		0-0-0										
RPI	S	Opponent		Score		RPI	S	Opponent		Score		RPI	S	Opponent		Score						
1	A	Florida St.		1	13	27	N	Arkansas		1	6	53	A	Troy		5	3	115	H	DePaul	6	0
1	A	Florida St.		0	13							60	N	Lipscomb		0	7	115	H	DePaul	2	5
13	N	Oklahoma St.		0	8							60	N	Lipscomb		0	8	118	A	McNeese	0	8
14	A	Ole Miss		3	6							67	H	Western Ky.		1	8	118	A	McNeese	4	2
14	A	Ole Miss		2	15							84	N	UNI		6	5	123	A	UAB	1	6
												87	A	Jacksonville St.		2	3	133	A	Murray St.	1	4
												89	N	Elon		2	8	133	A	Murray St.	1	5
												89	N	Elon		4	0	152	N	Campbell	0	5
												98	A	UNC Greensboro		0	9	178	H	Tennessee Tech	11	3
												98	A	UNC Greensboro		5	2	178	H	Tennessee Tech	12	8
												98	A	UNC Greensboro		7	4	199	H	Houston Baptist	2	6
												99	H	North Ala.		3	7	204	H	Eastern Ill.	7	4
												99	H	North Ala.		1	5	212	H	Evansville	3	4
																		215	N	Purdue Fort Wayne	5	2
																		218	H	Georgia St.	5	1
																		269	H	Jackson St.	6	5
LAST 10 GAMES																						
215	N	Purdue Fort Wayne		5	2	98	A	UNC Greensboro		7	4											
67	H	Western Ky.		1	8	98	A	UNC Greensboro		0	9											
178	H	Tennessee Tech		11	3	178	H	Tennessee Tech		12	8											
98	A	UNC Greensboro		5	2	14	A	Ole Miss		3	6											
99	H	North Ala.		3	7	13	N	Oklahoma St.		0	8											

Non-Div. I Games:

Samford

Average RPI Win:		203	WON-LOST RECORD		WINNING PCT. RANK		LAST 10 GAMES		STRENGTH OF SCHEDULE		OPP. STRENGTH OF SCHEDULE		TEAM RPI		ADJ RPI		CONF. RPI		ADJ CONF. RPI																
DIV. I ONLY			12-11-0		.52174 131		5-5-0		139		215		129		.5033 128		25		25																
DIV. I NON-CONF.			9-11-0		.45 167		2-5-0		134		199		159		.48586 160		26		26																
TOTALS		RPI 1-25		RPI 26-50		W-L RECORDS		RPI 51-100		RPI 101-150		RPI 150+																							
12-11-0		0-1-0		0-2-0		OVERALL		1-2-0		1-4-0		10-2-0																							
4-1-0		0-0-0		0-0-0		HOME		0-0-0		0-1-0		4-0-0																							
1-1-0		0-1-0		0-0-0		AWAY		0-0-0		0-0-0		1-0-0																							
7-9-0		0-0-0		0-2-0		NEUTRAL		1-2-0		1-3-0		5-2-0																							
9-11-0		0-1-0		0-2-0		NON-CONFERENCE		1-2-0		1-4-0		7-2-0																							
1-1-0		0-0-0		0-0-0		HOME		0-0-0		0-1-0		1-0-0																							
1-1-0		0-1-0		0-0-		AWAY		0-0-0		0-0-0		1-0-0																							
7-9-0		0-0-0		0-2-0		NEUTRAL		1-2-0		1-3-0		5-2-0																							
3-0-0		0-0-0		0-0-0		CONFERENCE		0-0-0		0-0-0		3-0-0																							
3-0-0		0-0-0		0-0-0		HOME		0-0-0		0-0-0		3-0-0																							
0-0-0		0-0-0		0-0-0		AWAY		0-0-0		0-0-0		0-0-0																							
0-0-0		0-0-0		0-0-0		NEUTRAL		0-0-0		0-0-0		0-0-0																							
RPI	S	Opponent		Score		RPI	S	Opponent		Score		RPI	S	Opponent		Score																			
19	A	James Madison		2	14	34	N	Indiana		1	2	53	N	Troy		4	7	113	N	Rutgers		4	8												
						39	N	UCF		0	3	73	N	Purdue		4	8	113	N	Rutgers		5	6												
												85	N	Iowa		4	1	143	N	Providence		5	1												
																		143	N	Providence		2	3												
																		150	H	Villanova		2	3												
																		161	N	Penn St.		0	6												
																		182	N	Stetson		6	2												
																		193	N	Harvard		5	6												
																		195	N	Toledo		8	5												
																		200	N	Bethune-Cookman		3	1												
																		203	N	Binghamton		7	3												
																		213	H	Rhode Island		2	1												
																		213	H	Rhode Island		15	0												
																		213	H	Rhode Island		10	1												
																		224	A	Georgetown		5	0												
																		277	N	Brown		7	5												
																		283	H	Morgan St.		13	4												
LAST 10 GAMES																																			
213 H Rhode Island						2						1						113 N Rutgers						4						8					
73 N Purdue						4						8						203 N Binghamton						7						3					
213 H Rhode Island						10						1						283 H Morgan St.						13						4					
213 H Rhode Island						15						0						113 N Rutgers						5						6					
150 H Villanova						2						3						19 A James Madison						2						14					

Non-Div. I Games:

Saint Joseph's

Average RPI Win: 199		WON-LOST	WINNING	LAST 10	STRENGTH OF		OPP. STRENGTH	TEAM	ADJ	CONF.	ADJ CONF.
Average RPI Loss: 89		RECORD	PCT. RANK	GAMES	SCHEDULE		OF SCHEDULE	RPI	RPI	RPI	RPI
DIV. I ONLY		14-12-0	.53846	120	8-2-0		159	149	126	.50193	129
DIV. I NON-CONF.		12-11-0	.52174	132	6-1-0		173	133	135	.49663	142
TOTALS		RPI 1-25	RPI 26-50		W-L RECORDS		RPI 51-100		RPI 101-150		RPI 150+
14-12-0		0-3-0	0-2-0		OVERALL		0-2-0		3-2-0		11-3-0
1-0-0		0-0-0	0-0-0		HOME		0-0-0		1-0-0		0-0-0
8-5-0		0-0-0	0-2-0		AWAY		0-1-0		2-0-0		6-2-0
5-7-0		0-3-0	0-0-0		NEUTRAL		0-1-0		0-2-0		5-1-0
12-11-0		0-3-0	0-2-0		NON-CONFERENCE		0-2-0		3-2-0		9-2-0
1-0-0		0-0-0	0-0-0		HOME		0-0-0		1-0-0		0-0-0
6-4-0		0-0-0	0-0-		AWAY		0-1-0		2-0-0		4-1-0
5-7-0		0-3-0	0-0-0		NEUTRAL		0-1-0		0-2-0		5-1-0
2-1-0		0-0-0	0-0-0		CONFERENCE		0-0-0		0-0-0		2-1-0
0-0-0		0-0-0	0-0-0		HOME		0-0-0		0-0-0		0-0-0
2-1-0		0-0-0	0-0-0		AWAY		0-0-0		0-0-0		2-1-0
0-0-0		0-0-0	0-0-0		NEUTRAL		0-0-0		0-0-0		0-0-0
RPI S	Opponent	Score	RPI S	Opponent	Score	RPI S	Opponent	Score	RPI S	Opponent	Score
2 N	Oklahoma	3 17	45 A	Georgia Tech	1 2	55 N	SFA	3 7	101 A	Nicholls St.	8 2
12 N	Kentucky	0 8	45 A	Georgia Tech	1 8	95 A	South Alabama	0 8	101 N	Nicholls St.	1 11
13 N	Oklahoma St.	2 13							112 N	Utah	3 11
									121 A	St. John's (NY)	9 3
									145 H	LIU Brooklyn	4 3
									151 A	Col. of Charleston	3 4
									151 A	Col. of Charleston	5 1
									151 A	Col. of Charleston	3 0
									154 A	Kennesaw St.	10 3
									154 A	Kennesaw St.	0 2
									176 N	Albany (NY)	2 0
									218 A	Georgia St.	10 8
									237 A	Hampton	11 2
									257 N	Wagner	9 3
									257 N	Wagner	11 1
									260 A	Norfolk St.	6 0
									274 N	Iona	13 1
									279 N	Holy Cross	5 0
									283 N	Morgan St.	6 12
LAST 10 GAMES											
151 A	Col. of Charleston	3 4	145 H	LIU Brooklyn	4 3						
154 A	Kennesaw St.	0 2	279 N	Holy Cross	5 0						
45 A	Georgia Tech	1 2	257 N	Wagner	11 1						
151 A	Col. of Charleston	5 1	257 N	Wagner	9 3						
151 A	Col. of Charleston	3 0	121 A	St. John's (NY)	9 3						

Non-Div. I Games:

Hofstra

Average RPI Win: 192		WON-LOST	WINNING	LAST 10	STRENGTH OF		OPP. STRENGTH	TEAM	ADJ	CONF.	ADJ CONF.
Average RPI Loss: 81		RECORD	PCT. RANK	GAMES	SCHEDULE		OF SCHEDULE	RPI	RPI	RPI	RPI
DIV. I ONLY		16-17-0	.48485	147	5-5-0		138	88	127	.50122	130
DIV. I NON-CONF.		16-17-0	.48485	146	5-5-0		128	83	128	.50122	129
TOTALS		RPI 1-25	RPI 26-50		W-L RECORDS		RPI 51-100		RPI 101-150		RPI 150+
16-17-0		0-7-0	0-3-0		OVERALL		3-2-0		2-1-0		11-4-0
10-5-0		0-2-0	0-0-0		HOME		1-0-0		1-0-0		8-3-0
3-3-0		0-1-0	0-1-0		AWAY		1-1-0		0-0-0		2-0-0
3-9-0		0-4-0	0-2-0		NEUTRAL		1-1-0		1-1-0		1-1-0
16-17-0		0-7-0	0-3-0		NON-CONFERENCE		3-2-0		2-1-0		11-4-0
10-5-0		0-2-0	0-0-0		HOME		1-0-0		1-0-0		8-3-0
3-3-0		0-1-0	0-0-0		AWAY		1-1-0		0-0-0		2-0-0
3-9-0		0-4-0	0-2-0		NEUTRAL		1-1-0		1-1-0		1-1-0
0-0-0		0-0-0	0-0-0		CONFERENCE		0-0-0		0-0-0		0-0-0
0-0-0		0-0-0	0-0-0		HOME		0-0-0		0-0-0		0-0-0
0-0-0		0-0-0	0-0-0		AWAY		0-0-0		0-0-0		0-0-0
0-0-0		0-0-0	0-0-0		NEUTRAL		0-0-0		0-0-0		0-0-0
RPI S	Opponent	Score	RPI S	Opponent	Score	RPI S	Opponent	Score	RPI S	Opponent	Score
2 H	Oklahoma	0 11	29 A	Arizona St.	2 8	57 A	Fresno St.	0 2	112 N	Utah	0 7
3 H	UCLA	2 14	40 N	Oregon St.	0 8	66 N	Loyola Marymount	0 3	137 H	Weber St.	7 1
5 A	LSU	0 8	43 N	Oregon	5 12	72 N	Memphis	2 0	142 N	Nevada	3 1
18 N	Stanford	0 2				97 H	UTSA	2 1	162 N	Western Mich.	9 2
18 N	Stanford	2 3				100 A	San Jose St.	12 1	190 H	UConn	6 3
25 N	Michigan	0 8							203 H	Binghamton	5 7
25 N	Michigan	0 1							216 H	California Baptist	6 7
									216 H	California Baptist	2 1
									234 A	CSU Bakersfield	11 3
									239 H	Army West Point	4 3
									239 H	Army West Point	9 4
									245 H	Saint Mary's (CA)	8 2
									245 H	Saint Mary's (CA)	6 0
									245 H	Saint Mary's (CA)	8 0
									246 H	Dartmouth	11 2
									246 H	Dartmouth	9 10
									262 A	Santa Clara	6 3
									270 N	Northern Ky.	3 4
			LAST 10 GAMES								
234 A	CSU Bakersfield	11 3	245 H	Saint Mary's (CA)	6 0	245 H	Saint Mary's (CA)	8 0			
245 H	Saint Mary's (CA)	8 2	57 A	Fresno St.	0 2	246 H	Dartmouth	9 10			
216 H	California Baptist	6 7	216 H	California Baptist	2 1						
239 H	Army West Point	4 3									
3 H	UCLA	2 14									

Non-Div. I Games:

CSUN

Average RPI Win: 206		WON-LOST RECORD		WINNING PCT. RANK		LAST 10 GAMES		STRENGTH OF SCHEDULE		OPP. STRENGTH OF SCHEDULE		TEAM RPI		ADJ RPI		CONF. RPI		ADJ CONF. RPI	
DIV. I ONLY		10-7-0		.58824 90		9-1-0		195		210		133		.5011 131		23		23	
DIV. I NON-CONF.		10-7-0		.58824 95		9-1-0		198		217		132		.5011 130		24		24	
TOTALS		RPI 1-25		RPI 26-50		W-L RECORDS		RPI 51-100		RPI 101-150		RPI 150+							
10-7-0		0-0-0		0-2-0		OVERALL		0-1-0		2-1-0		8-3-0							
5-0-0		0-0-0		0-0-0		HOME		0-0-0		0-0-0		5-0-0							
2-3-0		0-0-0		0-1-0		AWAY		0-1-0		2-1-0		0-0-0							
3-4-0		0-0-0		0-1-0		NEUTRAL		0-0-0		0-0-0		3-3-0							
10-7-0		0-0-0		0-2-0		NON-CONFERENCE		0-1-0		2-1-0		8-3-0							
5-0-0		0-0-0		0-0-0		HOME		0-0-0		0-0-0		5-0-0							
2-3-0		0-0-0		0-0-		AWAY		0-1-0		2-1-0		0-0-0							
3-4-0		0-0-0		0-1-0		NEUTRAL		0-0-0		0-0-0		3-3-0							
0-0-0		0-0-0		0-0-0		CONFERENCE		0-0-0		0-0-0		0-0-0							
0-0-0		0-0-0		0-0-0		HOME		0-0-0		0-0-0		0-0-0							
0-0-0		0-0-0		0-0-0		AWAY		0-0-0		0-0-0		0-0-0							
0-0-0		0-0-0		0-0-0		NEUTRAL		0-0-0		0-0-0		0-0-0							
RPI	S	Opponent		Score		RPI	S	Opponent		Score		RPI	S	Opponent		Score			
				36	A	Colorado St.	1	9	75	A	Fla. Atlantic	3	7	102	A	FIU	0	3	
				47	N	North Dakota St.	0	7						148	A	George Washington	6	5	
														148	A	George Washington	6	5	
														168	N	Florida A&M	11	1	
														183	N	Idaho St.	8	10	
														198	H	Fairfield	6	1	
														198	H	Fairfield	5	2	
														208	H	Fordham	4	1	
														217	N	Yale	2	8	
														224	N	Georgetown	3	4	
														224	N	Georgetown	8	1	
														255	H	Bryant	8	2	
														255	H	Bryant	6	0	
														258	N	Oakland	5	3	
LAST 10 GAMES																			
				255	H	Bryant	6	0	258	N	Oakland	5	3						
				198	H	Fairfield	6	1	224	N	Georgetown	8	1						
				255	H	Bryant	8	2	148	A	George Washington	6	5						
				198	H	Fairfield	5	2	224	N	Georgetown	3	4						
				208	H	Fordham	4	1	148	A	George Washington	6	5						

Non-Div. I Games:

Stony Brook

Average RPI Win: 179		WON-LOST	WINNING	LAST 10	STRENGTH OF	OPP. STRENGTH	TEAM	ADJ	CONF.	ADJ CONF.		
Average RPI Loss: 84		RECORD	PCT. RANK	GAMES	SCHEDULE	OF SCHEDULE	RPI	RPI	RPI	RPI		
DIV. I ONLY		16-13-0	.55172	109	6-4-0	203	72	134	.50105	132	5	5
DIV. I NON-CONF.		11-9-0	.55	110	3-0-0	165	129	119	.50882	120	4	4
TOTALS		RPI 1-25	RPI 26-50		W-L RECORDS	RPI 51-100		RPI 101-150		RPI 150+		
16-13-0	0-2-0		1-4-0		OVERALL	3-1-0		2-4-0		10-2-0		
7-3-0	0-0-0		0-0-0		HOME	0-0-0		1-3-0		6-0-0		
5-5-0	0-2-0		1-2-0		AWAY	2-1-0		1-0-0		1-0-0		
4-5-0	0-0-0		0-2-0		NEUTRAL	1-0-0		0-1-0		3-2-0		
11-9-0	0-2-0		0-2-0		NON-CONFERENCE	3-1-0		1-2-0		7-2-0		
3-1-0	0-0-0		0-0-0		HOME	0-0-0		0-1-0		3-0-0		
4-3-0	0-2-0		0-0-		AWAY	2-1-0		1-0-0		1-0-0		
4-5-0	0-0-0		0-2-0		NEUTRAL	1-0-0		0-1-0		3-2-0		
5-4-0	0-0-0		1-2-0		CONFERENCE	0-0-0		1-2-0		3-0-0		
4-2-0	0-0-0		0-0-0		HOME	0-0-0		1-2-0		3-0-0		
1-2-0	0-0-0		1-2-0		AWAY	0-0-0		0-0-0		0-0-0		
0-0-0	0-0-0		0-0-0		NEUTRAL	0-0-0		0-0-0		0-0-0		
RPI S	Opponent	Score	RPI S	Opponent	Score	RPI S	Opponent	Score	RPI S	Opponent	Score	
9 A	Tennessee	2 6	34 N	Indiana	1 9	75 A	Fla. Atlantic	0 1	113 H	Rutgers	0 4	
9 A	Tennessee	1 11	42 N	Georgia	7 15	77 A	Maryland	7 1	116 H	Duke	0 8	
			45 A	Georgia Tech	3 6	89 A	Elon	7 3	116 H	Duke	2 1	
			45 A	Georgia Tech	7 1	90 N	Bradley	3 2	116 H	Duke	2 7	
			45 A	Georgia Tech	0 13				121 N	St. John's (NY)	3 4	
									141 A	Furman	10 1	
									170 N	Kansas	2 5	
									175 A	Charlotte	6 0	
									189 H	Pittsburgh	7 6	
									189 H	Pittsburgh	7 4	
									189 H	Pittsburgh	5 4	
									200 N	Bethune-Cookman	4 5	
									237 N	Hampton	2 0	
									260 H	Norfolk St.	10 2	
									261 H	Buffalo	11 3	
									261 H	Buffalo	11 4	
									270 N	Northern Ky.	11 1	
									270 N	Northern Ky.	4 2	
			LAST 10 GAMES									
			189 H	Pittsburgh	7 4	116 H	Duke	2 1				
			261 H	Buffalo	11 4	116 H	Duke	2 7				
			261 H	Buffalo	11 3	77 A	Maryland	7 1				
			9 A	Tennessee	2 6	45 A	Georgia Tech	7 1				
			116 H	Duke	0 8	45 A	Georgia Tech	3 6				

Non-Div. I Games:

Virginia

Average RPI Win: 162		WON-LOST	WINNING	LAST 10	STRENGTH OF		OPP. STRENGTH	TEAM	ADJ	CONF.	ADJ CONF.
Average RPI Loss: 89		RECORD	PCT. RANK	GAMES	SCHEDULE		OF SCHEDULE	RPI	RPI	RPI	RPI
DIV. I ONLY		12-15-0	.44444	170	6-4-0		102	86	131	.5008	133
DIV. I NON-CONF.		10-15-0	.4	185	4-4-0		72	81	138	.49738	138
TOTALS		RPI 1-25	RPI 26-50		W-L RECORDS		RPI 51-100		RPI 101-150		RPI 150+
12-15-0		0-4-0	0-0-0		OVERALL		3-8-0		2-0-0		7-3-0
3-2-0		0-1-0	0-0-0		HOME		0-1-0		2-0-0		1-0-0
4-4-0		0-0-0	0-0-0		AWAY		2-4-0		0-0-0		2-0-0
5-9-0		0-3-0	0-0-0		NEUTRAL		1-3-0		0-0-0		4-3-0
10-15-0		0-4-0	0-0-0		NON-CONFERENCE		3-8-0		2-0-0		5-3-0
3-2-0		0-1-0	0-0-0		HOME		0-1-0		2-0-0		1-0-0
2-4-0		0-0-0	0-0-		AWAY		2-4-0		0-0-0		0-0-0
5-9-0		0-3-0	0-0-0		NEUTRAL		1-3-0		0-0-0		4-3-0
2-0-0		0-0-0	0-0-0		CONFERENCE		0-0-0		0-0-0		2-0-0
0-0-0		0-0-0	0-0-0		HOME		0-0-0		0-0-0		0-0-0
2-0-0		0-0-0	0-0-0		AWAY		0-0-0		0-0-0		2-0-0
0-0-0		0-0-0	0-0-0		NEUTRAL		0-0-0		0-0-0		0-0-0
RPI S	Opponent	Score	RPI S	Opponent	Score	RPI S	Opponent	Score	RPI S	Opponent	Score
11 N	Alabama	0 12				53 A	Troy	1 2	127 H	Samford	5 1
11 N	Alabama	10 16				54 A	Southern Ill.	5 3	127 H	Samford	4 1
12 H	Kentucky	4 14				62 A	NC State	1 10	160 N	South Dakota	8 4
16 N	Texas Tech	0 8				62 A	NC State	1 9	204 A	Eastern Ill.	7 4
						72 A	Memphis	5 9	204 A	Eastern Ill.	7 0
						72 A	Memphis	6 3	215 H	Purdue Fort Wayne	2 0
						77 N	Maryland	3 6	223 N	George Mason	3 6
						77 N	Maryland	2 3	226 N	Saint Louis	13 12
						84 H	UNI	7 10	228 N	Maine	5 6
						91 N	Ball St.	5 1	229 N	Butler	5 0
						99 N	North Ala.	2 3	235 N	Delaware	16 5
									244 N	UMBC	2 3
LAST 10 GAMES											
						204 A	Eastern Ill.	7 0	72 A	Memphis	5 9
						204 A	Eastern Ill.	7 4	228 N	Maine	5 6
						12 H	Kentucky	4 14	99 N	North Ala.	2 3
						54 A	Southern Ill.	5 3	72 A	Memphis	6 3
						244 N	UMBC	2 3	16 N	Texas Tech	0 8

Non-Div. I Games:

Murray St.

Monmouth				Through Games Of March 24, 2019									
Average RPI Win:	196	WON-LOST RECORD	WINNING PCT. RANK	LAST 10 GAMES	STRENGTH OF SCHEDULE	OPP. STRENGTH OF SCHEDULE	TEAM RPI	ADJ RPI	CONF. RPI	ADJ CONF. RPI			
DIV. I ONLY		13-8-0	.61905	79	8-2-0	201	251	132	.5005	134	30	30	
DIV. I NON-CONF.		13-8-0	.61905	85	8-2-0	204	257	131	.5005	133	30	30	

TOTALS	RPI 1-25	RPI 26-50		W-L RECORDS		RPI 51-100		RPI 101-150		RPI 150+			
13-8-0	0-0-0	0-0-0		OVERALL		2-3-0		3-1-0		8-4-0			
2-0-0	0-0-0	0-0-0		HOME		0-0-0		0-0-0		2-0-0			
2-0-0	0-0-0	0-0-0		AWAY		0-0-0		1-0-0		1-0-0			
9-8-0	0-0-0	0-0-0		NEUTRAL		2-3-0		2-1-0		5-4-0			
13-8-0	0-0-0	0-0-0		NON-CONFERENCE		2-3-0		3-1-0		8-4-0			
2-0-0	0-0-0	0-0-0		HOME		0-0-0		0-0-0		2-0-0			
2-0-0	0-0-0	0-0-		AWAY		0-0-0		1-0-0		1-0-0			
9-8-0	0-0-0	0-0-0		NEUTRAL		2-3-0		2-1-0		5-4-0			
0-0-0	0-0-0	0-0-0		CONFERENCE		0-0-0		0-0-0		0-0-0			
0-0-0	0-0-0	0-0-0		HOME		0-0-0		0-0-0		0-0-0			
0-0-0	0-0-0	0-0-0		AWAY		0-0-0		0-0-0		0-0-0			
0-0-0	0-0-0	0-0-0		NEUTRAL		0-0-0		0-0-0		0-0-0			
RPI	S	Opponent	Score	RPI	S	Opponent	Score	RPI	S	Opponent	Score		
						64 N Wichita St.	7 4			102 A FIU	2 0		
						71 N North Florida	0 8			108 N Belmont	4 2		
						91 N Ball St.	0 3			113 N Rutgers	8 0		
						94 N Marshall	0 1			113 N Rutgers	1 2		
						94 N Marshall	4 2			205 N Central Ark.	2 4		
										214 N Columbia	4 3		
										214 N Columbia	3 10		
										223 A George Mason	4 2		
										235 N Delaware	0 10		
										239 N Army West Point	1 3		
										257 H Wagner	4 0		
										257 H Wagner	8 0		
										277 N Brown	6 2		
										279 N Holy Cross	5 0		
										280 N Lafayette	4 3		
										280 N Lafayette	7 2		

LAST 10 GAMES													
		257 H Wagner	4 0			280 N Lafayette	7 2						
		257 H Wagner	8 0			239 N Army West Point	1 3						
		64 N Wichita St.	7 4			94 N Marshall	4 2						
		71 N North Florida	0 8			280 N Lafayette	4 3						
		277 N Brown	6 2			223 A George Mason	4 2						

Non-Div. I Games:

Monmouth

Utah St.

Average RPI Win:		161	WON-LOST RECORD		WINNING PCT. RANK		LAST 10 GAMES		STRENGTH OF SCHEDULE		OPP. STRENGTH OF SCHEDULE		TEAM RPI		ADJ RPI		CONF. RPI		ADJ CONF. RPI	
DIV. I ONLY			8-21-0		.27586 252		3-7-0		17		123		138		.49938 136		7		7	
DIV. I NON-CONF.			7-16-0		.30435 235		2-2-0		26		111		134		.50124 128		7		7	
TOTALS		RPI 1-25		RPI 26-50		W-L RECORDS		RPI 51-100		RPI 101-150		RPI 150+								
8-21-0		0-4-0		1-5-0		OVERALL		0-5-0		3-6-0		4-1-0								
0-3-0		0-0-0		0-3-0		HOME		0-0-0		0-0-0		0-0-0								
2-8-0		0-1-0		0-0-0		AWAY		0-3-0		2-4-0		0-0-0								
6-10-0		0-3-0		1-2-0		NEUTRAL		0-2-0		1-2-0		4-1-0								
7-16-0		0-4-0		1-2-0		NON-CONFERENCE		0-5-0		2-4-0		4-1-0								
0-0-0		0-0-0		0-0-0		HOME		0-0-0		0-0-0		0-0-0								
1-6-0		0-1-0		0-0-		AWAY		0-3-0		1-2-0		0-0-0								
6-10-0		0-3-0		1-2-0		NEUTRAL		0-2-0		1-2-0		4-1-0								
1-5-0		0-0-0		0-3-0		CONFERENCE		0-0-0		1-2-0		0-0-0								
0-3-0		0-0-0		0-3-0		HOME		0-0-0		0-0-0		0-0-0								
1-2-0		0-0-0		0-0-0		AWAY		0-0-0		1-2-0		0-0-0								
0-0-0		0-0-0		0-0-0		NEUTRAL		0-0-0		0-0-0		0-0-0								
RPI	S	Opponent		Score		RPI	S	Opponent		Score		RPI	S	Opponent		Score				
7	A	Arizona		1	15	36	H	Colorado St.		1	9	59	A	Cal St. Fullerton		1	19			
8	N	Florida		0	1	36	H	Colorado St.		3	16	59	N	Cal St. Fullerton		2	6			
9	N	Tennessee		1	15	36	H	Colorado St.		7	9	66	A	Loyola Marymount		2	6			
11	N	Alabama		0	1	38	N	South Fla.		1	2	66	N	Loyola Marymount		2	4			
						40	N	Oregon St.		6	5	86	A	New Mexico St.		8	9			
						40	N	Oregon St.		3	5									
			</																	

Non-Div. I Games:

New Mexico

Average RPI Win: 130		WON-LOST RECORD		WINNING PCT. RANK		LAST 10 GAMES		STRENGTH OF SCHEDULE		OPP. STRENGTH OF SCHEDULE		TEAM RPI		ADJ RPI		CONF. RPI		ADJ CONF. RPI	
DIV. I ONLY		9-17-0		.34615	222	5-5-0		44		146		142		.49852	137	24		24	
DIV. I NON-CONF.		7-17-0		.29167	240	3-5-0		22		155		140		.50037	134	23		23	
TOTALS		RPI 1-25		RPI 26-50		W-L RECORDS		RPI 51-100		RPI 101-150		RPI 150+							
9-17-0		1-0-0		1-3-0		OVERALL		2-8-0		1-3-0		4-3-0							
0-2-0		0-0-0		0-0-0		HOME		0-1-0		0-1-0		0-0-0							
3-7-0		0-0-0		0-2-0		AWAY		0-2-0		1-1-0		2-2-0							
6-8-0		1-0-0		1-1-0		NEUTRAL		2-5-0		0-1-0		2-1-0							
7-17-0		1-0-0		1-3-0		NON-CONFERENCE		2-8-0		1-3-0		2-3-0							
0-2-0		0-0-0		0-0-0		HOME		0-1-0		0-1-0		0-0-0							
1-7-0		0-0-0		0-0-		AWAY		0-2-0		1-1-0		0-2-0							
6-8-0		1-0-0		1-1-0		NEUTRAL		2-5-0		0-1-0		2-1-0							
2-0-0		0-0-0		0-0-0		CONFERENCE		0-0-0		0-0-0		2-0-0							
0-0-0		0-0-0		0-0-0		HOME		0-0-0		0-0-0		0-0-0							
2-0-0		0-0-0		0-0-0		AWAY		0-0-0		0-0-0		2-0-0							
0-0-0		0-0-0		0-0-0		NEUTRAL		0-0-0		0-0-0		0-0-0							
RPI	S	Opponent		Score		RPI	S	Opponent		Score		RPI	S	Opponent		Score			
18	N	Stanford		2	1	29	A	Arizona St.		1	21	52	N	Seattle U		0	8		
						32	N	Ohio St.		4	0	52	N	Seattle U		3	9		
						40	N	Oregon St.		3	4	58	A	Grand Canyon		0	2		
						41	A	UNLV		4	10	58	H	Grand Canyon		0	2		
												59	N	Cal St. Fullerton		0	1		
												79	N	UC Davis		8	13		
												79	N	UC Davis		7	2		
												79	N	UC Davis		0	9		
												90	N	Bradley		10	2		
												100	A	San Jose St.		0	8		
		</																	

Non-Div. I Games:

Weber St.

[illegible]

Non-Div. I Games:

UT Martin

Average RPI Win:		203	WON-LOST RECORD		WINNING PCT. RANK		LAST 10 GAMES		STRENGTH OF SCHEDULE		OPP. STRENGTH OF SCHEDULE		TEAM RPI		ADJ RPI		CONF. RPI		ADJ CONF. RPI	
DIV. I ONLY			19-9-0		.67857 52		6-4-0		274		70		139		.49718 139		12		12	
DIV. I NON-CONF.			19-9-0		.67857 61		6-4-0		281		61		142		.49718 140		12		12	
TOTALS		RPI 1-25		RPI 26-50		W-L RECORDS		RPI 51-100		RPI 101-150		RPI 150+								
19-9-0		0-3-0		0-0-0		OVERALL		2-2-0		5-4-0		12-0-0								
16-8-0		0-3-0		0-0-0		HOME		2-1-0		4-4-0		10-0-0								
0-0-0		0-0-0		0-0-0		AWAY		0-0-0		0-0-0		0-0-0								
3-1-0		0-0-0		0-0-0		NEUTRAL		0-1-0		1-0-0		2-0-0								
19-9-0		0-3-0		0-0-0		NON-CONFERENCE		2-2-0		5-4-0		12-0-0								
16-8-0		0-3-0		0-0-0		HOME		2-1-0		4-4-0		10-0-0								
0-0-0		0-0-0		0-0-		AWAY		0-0-0		0-0-0		0-0-0								
3-1-0		0-0-0		0-0-0		NEUTRAL		0-1-0		1-0-0		2-0-0								
0-0-0		0-0-0		0-0-0		CONFERENCE		0-0-0		0-0-0		0-0-0								
0-0-0		0-0-0		0-0-0		HOME		0-0-0		0-0-0		0-0-0								
0-0-0		0-0-0		0-0-0		AWAY		0-0-0		0-0-0		0-0-0								
0-0-0		0-0-0		0-0-0		NEUTRAL		0-0-0		0-0-0		0-0-0								
RPI	S	Opponent		Score		RPI	S	Opponent		Score		RPI	S	Opponent		Score				
3	H	UCLA		0	7							112	H	Utah		2	3			
11	H	Alabama		2	6							115	H	DePaul		3	4			
11	H	Alabama		0	9							136	H	New Mexico		2	3			
												136	H	New Mexico		2	1			
												136	H	New Mexico		3	2			
												137	N	Weber St.		9	0			
												140	H	SIUE		5	8			
												140	H	SIUE		5	0			
												140	H	SIUE		5	3			
												181	N	UTEP		12	2			
												208	N	Fordham		16	12			
												218	H	Georgia St.		8	0			
												245	H	Saint Mary's (CA)		8	0			
												268	H	Niagara		3	0			
												268	H	Niagara		1	0			
												268	H	Niagara		3	1			
												268	H	Niagara		3	0			
												272	H	Canisius		7	2			
												272	H	Canisius		4	1			
												272	H	Canisius		9	6			
												292	H	St. Bonaventure		11	2			
LAST 10 GAMES																				
272	H	Canisius		9	6	11	H	Alabama		0	9									
136	H	New Mexico		2	3	268	H	Niagara		1	0									
		11 H Alabama		2	6	112	H	Utah		2	3									
268	H	Niagara		3	1	140	H	SIUE		5	3									
140	H	SIUE		5	0	140	H	SIUE		5	8									

Non-Div. I Games:

Hawaii

SIUE

Average RPI Win: 157		WON-LOST RECORD		WINNING PCT. RANK		LAST 10 GAMES		STRENGTH OF SCHEDULE		OPP. STRENGTH OF SCHEDULE		TEAM RPI		ADJ RPI		CONF. RPI		ADJ CONF. RPI	
DIV. I ONLY		8-11-0		.42105 186		3-7-0		78		139		137		.49677 140		15		16	
DIV. I NON-CONF.		8-11-0		.42105 179		3-7-0		74		137		137		.49677 141		16		16	
TOTALS		RPI 1-25		RPI 26-50		W-L RECORDS		RPI 51-100		RPI 101-150		RPI 150+							
8-11-0		0-2-0		1-3-0		OVERALL		1-1-0		3-2-0		3-3-0							
0-0-0		0-0-0		0-0-0		HOME		0-0-0		0-0-0		0-0-0							
2-4-0		0-0-0		0-2-0		AWAY		0-0-0		2-2-0		0-0-0							
6-7-0		0-2-0		1-1-0		NEUTRAL		1-1-0		1-0-0		3-3-0							
8-11-0		0-2-0		1-3-0		NON-CONFERENCE		1-1-0		3-2-0		3-3-0							
0-0-0		0-0-0		0-0-0		HOME		0-0-0		0-0-0		0-0-0							
2-4-0		0-0-0		0-0-		AWAY		0-0-0		2-2-0		0-0-0							
6-7-0		0-2-0		1-1-0		NEUTRAL		1-1-0		1-0-0		3-3-0							
0-0-0		0-0-0		0-0-0		CONFERENCE		0-0-0		0-0-0		0-0-0							
0-0-0		0-0-0		0-0-0		HOME		0-0-0		0-0-0		0-0-0							
0-0-0		0-0-0		0-0-0		AWAY		0-0-0		0-0-0		0-0-0							
0-0-0		0-0-0		0-0-0		NEUTRAL		0-0-0		0-0-0		0-0-0							
RPI S	Opponent		Score		RPI S	Opponent		Score		RPI S	Opponent		Score		RPI S	Opponent		Score	
11 N	Alabama		3	8	26 N	Drake		2	3	68 N	California		0	8	112 N	Utah		5	2
11 N	Alabama		4	6	27 A	Arkansas		1	2	97 N	UTSA		5	4	124 A	Southeastern La.		2	1
					27 A	Arkansas		3	15						139 A	Hawaii		8	5
					50 N	Missouri St.		3	1						139 A	Hawaii		3	5
															139 A	Hawaii		0	5
															173 N	Prairie View		6	8
															221 N	IUPUI		17	5
															221 N	IUPUI		8	11
															241 N	A&M-Corpus Christi		4	2
															268 N	Niagara		3	1
															268 N	Niagara		1	2
				LAST 10 GAMES															
				139 A	Hawaii		0	5	139 A	Hawaii		3	5						
				268 N	Niagara		1	2	112 N	Utah		5	2						
				11 N	Alabama		3	8	139 A	Hawaii		8	5						
				11 N	Alabama		4	6	68 N	California		0	8						
				268 N	Niagara		3	1	26 N	Drake		2	3						

Non-Div. I Games:

SIUE

Average RPI Win:		151	WON-LOST RECORD		WINNING PCT. RANK		LAST 10 GAMES		STRENGTH OF SCHEDULE		OPP. STRENGTH OF SCHEDULE		TEAM RPI		ADJ RPI		CONF. RPI		ADJ CONF. RPI								
DIV. I ONLY			9-20-0		.31034 239		4-6-0		29		211		145		.49523 141		14		14								
DIV. I NON-CONF.			8-18-0		.30769 234		3-4-0		39		202		162		.48671 158		14		14								
TOTALS		RPI 1-25		RPI 26-50		W-L RECORDS		RPI 51-100		RPI 101-150		RPI 150+															
9-20-0		0-2-0		2-4-0		OVERALL		1-4-0		1-5-0		5-5-0															
2-5-0		0-0-0		0-1-0		HOME		1-2-0		0-1-0		1-1-0															
2-5-0		0-1-0		0-1-0		AWAY		0-0-0		0-0-0		2-3-0															
5-10-0		0-1-0		2-2-0		NEUTRAL		0-2-0		1-4-0		2-1-0															
8-18-0		0-2-0		2-4-0		NON-CONFERENCE		0-2-0		1-5-0		5-5-0															
1-3-0		0-0-0		0-1-0		HOME		0-0-0		0-1-0		1-1-0															
2-5-0		0-1-0		0-0-		AWAY		0-0-0		0-0-0		2-3-0															
5-10-0		0-1-0		2-2-0		NEUTRAL		0-2-0		1-4-0		2-1-0															
1-2-0		0-0-0		0-0-0		CONFERENCE		1-2-0		0-0-0		0-0-0															
1-2-0		0-0-0		0-0-0		HOME		1-2-0		0-0-0		0-0-0															
0-0-0		0-0-0		0-0-0		AWAY		0-0-0		0-0-0		0-0-0															
0-0-0		0-0-0		0-0-0		NEUTRAL		0-0-0		0-0-0		0-0-0															
RPI	S	Opponent		Score		RPI	S	Opponent		Score		RPI	S	Opponent		Score											
16	N	Texas Tech		0	5	26	N	Drake		3	11	53	N	Troy		0	9	107	N	Middle Tenn.		4	0				
17	A	Auburn		1	15	34	N	Indiana		5	1	91	N	Ball St.		2	8	123	N	UAB		4	11				
						38	A	South Fla.		1	7	93	H	Chattanooga		2	0	132	H	Virginia		1	10				
						39	N	UCF		3	2	93	H	Chattanooga		0	9	143	N	Providence		4	5				
						45	H	Georgia Tech		2	14	93	H	Chattanooga		2	3	148	N	George Washington		4	6				
						46	N	Wisconsin		1	4											148	N	George Washington		4	9
																						153	A	Ga. Southern		4	8
																						153	A	Ga. Southern		4	6
																						158	A	Gardner-Webb		7	5
																						158	A	Gardner-Webb		2	12
																						203	H	Binghamton		9	11
																						203	H	Binghamton		11	2
																						219	A	Penn		4	1
																						224	N	Georgetown		7	6
																						266	N	Central Conn. St.		1	3
																						281	N	Incarnate Word		7	4
						LAST 10 GAMES																					
						153	A	Ga. Southern		4	6	93	H	Chattanooga		2	3										
						153	A	Ga. Southern		4	8	203	H	Binghamton		9	11										
						93	H	Chattanooga		0	9	45	H	Georgia Tech		2	14										
						203	H	Binghamton		11	2	132	H	Virginia		1	10										
						93	H	Chattanooga		2	0	34	N	Indiana		5	1										

Non-Div. I Games:

Furman

Average RPI Win: 194		WON-LOST	WINNING	LAST 10	STRENGTH OF		OPP. STRENGTH	TEAM	ADJ	CONF.	ADJ CONF.		
Average RPI Loss: 115		RECORD	PCT. RANK	GAMES	SCHEDULE		OF SCHEDULE	RPI	RPI	RPI	RPI		
DIV. I ONLY		17-12-0	.58621	91	6-4-0		229	157	144	.49497	142	7	7
DIV. I NON-CONF.		15-11-0	.57692	100	4-3-0		231	169	152	.4914	152	7	7
TOTALS		RPI 1-25	RPI 26-50		W-L RECORDS		RPI 51-100		RPI 101-150		RPI 150+		
17-12-0	0-0-0	0-3-0		OVERALL		1-2-0		3-4-0		13-3-0			
4-1-0	0-0-0	0-0-0		HOME		0-0-0		2-1-0		2-0-0			
3-6-0	0-0-0	0-2-0		AWAY		0-0-0		0-1-0		3-3-0			
10-5-0	0-0-0	0-1-0		NEUTRAL		1-2-0		1-2-0		8-0-0			
15-11-0	0-0-0	0-3-0		NON-CONFERENCE		1-2-0		1-3-0		13-3-0			
2-0-0	0-0-0	0-0-0		HOME		0-0-0		0-0-0		2-0-0			
3-6-0	0-0-0	0-0-		AWAY		0-0-0		0-1-0		3-3-0			
10-5-0	0-0-0	0-1-0		NEUTRAL		1-2-0		1-2-0		8-0-0			
2-1-0	0-0-0	0-0-0		CONFERENCE		0-0-0		2-1-0		0-0-0			
2-1-0	0-0-0	0-0-0		HOME		0-0-0		2-1-0		0-0-0			
0-0-0	0-0-0	0-0-0		AWAY		0-0-0		0-0-0		0-0-0			
0-0-0	0-0-0	0-0-0		NEUTRAL		0-0-0		0-0-0		0-0-0			
RPI	S	Opponent	Score	RPI	S	Opponent	Score	RPI	S	Opponent	Score		
27	A	Arkansas	6 9	59	N	Cal St. Fullerton	5 0	101	N	Nicholls St.	0 3		
37	A	Houston	0 4	77	N	Maryland	3 6	101	N	Nicholls St.	2 0		
40	N	Oregon St.	1 5	79	N	UC Davis	1 9	130	N	CSUN	1 3		
								135	H	Utah St.	6 4		
								135	H	Utah St.	4 5		
								135	H	Utah St.	11 2		
								146	A	Sacramento St.	0 9		
								165	N	Northwestern St.	6 3		
								165	N	Northwestern St.	4 3		
								169	A	Pacific	10 0		
								201	A	Montana	5 6		
								201	A	Montana	3 4		
								201	A	Montana	4 5		
								210	H	Marist	4 2		
								210	H	Marist	8 2		
								216	N	California Baptist	10 4		
								216	N	California Baptist	6 2		
								238	N	La.-Monroe	3 2		
								245	A	Saint Mary's (CA)	9 0		
								245	A	Saint Mary's (CA)	2 0		
								259	N	Omaha	8 0		
								262	N	Santa Clara	6 4		
								270	N	Northern Ky.	12 0		
LAST 10 GAMES				LAST 10 GAMES				LAST 10 GAMES					
165	N	Northwestern St.	6 3	201	A	Montana	3 4	201	A	Montana	5 6		
210	H	Marist	4 2	201	A	Montana	4 5	135	H	Utah St.	11 2		
210	H	Marist	8 2	135	H	Utah St.	6 4						
146	A	Sacramento St.	0 9										
245	A	Saint Mary's (CA)	9 0										

Non-Div. I Games:

Nevada

Average RPI Win:	160	WON-LOST RECORD	WINNING PCT. RANK	LAST 10 GAMES	STRENGTH OF SCHEDULE	OPP. STRENGTH OF SCHEDULE	TEAM RPI	ADJ RPI	CONF. RPI	ADJ CONF. RPI			
DIV. I ONLY		15-12-0	.55556	105	5-5-0	225	125	152	.49463	143	20	20	
DIV. I NON-CONF.		14-10-0	.58333	97	4-3-0	225	138	141	.50036	135	20	20	
<hr/>													
TOTALS	RPI 1-25	RPI 26-50			W-L RECORDS		RPI 51-100		RPI 101-150		RPI 150+		
15-12-0	0-0-0	2-0-0			OVERALL		0-1-0		5-4-0		8-7-0		
1-0-0	0-0-0	0-0-0			HOME		0-0-0		0-0-0		1-0-0		
2-3-0	0-0-0	0-0-0			AWAY		0-0-0		2-2-0		0-1-0		
12-9-0	0-0-0	2-0-0			NEUTRAL		0-1-0		3-2-0		7-6-0		
14-10-0	0-0-0	2-0-0			NON-CONFERENCE		0-1-0		4-2-0		8-7-0		
1-0-0	0-0-0	0-0-0			HOME		0-0-0		0-0-0		1-0-0		
1-1-0	0-0-0	0-0-			AWAY		0-0-0		1-0-0		0-1-0		
12-9-0	0-0-0	2-0-0			NEUTRAL		0-1-0		3-2-0		7-6-0		
1-2-0	0-0-0	0-0-0			CONFERENCE		0-0-0		1-2-0		0-0-0		
0-0-0	0-0-0	0-0-0			HOME		0-0-0		0-0-0		0-0-0		
1-2-0	0-0-0	0-0-0			AWAY		0-0-0		1-2-0		0-0-0		
0-0-0	0-0-0	0-0-0			NEUTRAL		0-0-0		0-0-0		0-0-0		
<hr/>													
RPI	S	Opponent	Score	RPI	S	Opponent	Score	RPI	S	Opponent	Score		
				45	N	Georgia Tech	4 3						
				45	N	Georgia Tech	4 3						
								80	N	South Dakota St.	1 4		
										111	N	Towson	5 6
										120	A	Boston College	1 0
										121	A	St. John's (NY)	5 6
										121	A	St. John's (NY)	10 6
										121	A	St. John's (NY)	1 5
										128	N	Saint Joseph's	3 2
										128	N	Saint Joseph's	1 5
										141	N	Furman	5 4
										149	N	Central Mich.	5 0
										155	N	Massachusetts	1 3
										163	N	UMass Lowell	5 3
										163	N	UMass Lowell	4 7
										168	N	Florida A&M	8 0
										170	N	Kansas	1 2
										182	N	Stetson	2 7
										185	A	Jacksonville	0 6
										186	N	Colgate	0 1
										186	N	Colgate	3 1
										200	N	Bethune-Cookman	6 1
										206	N	Saint Francis (PA)	2 1
										207	H	Sacred Heart	12 1
				LAST 10 GAMES						214	N	Columbia	3 7
				207	H	Sacred Heart	12 1			239	N	Army West Point	4 3
				121	A	St. John's (NY)	5 6			280	N	Lafayette	7 1
				121	A	St. John's (NY)	10 6			186	N	Colgate	0 1
				121	A	St. John's (NY)	1 5			214	N	Columbia	3 7
				120	A	Boston College	1 0			111	N	Towson	5 6

Non-Div. I Games:

Providence

Average RPI Win:	172	WON-LOST RECORD	WINNING PCT. RANK	LAST 10 GAMES	STRENGTH OF SCHEDULE	OPP. STRENGTH OF SCHEDULE	TEAM RPI	ADJ RPI	CONF. RPI	ADJ CONF. RPI				
DIV. I ONLY		16-14-0	.53333	125	5-5-0	194	102	140	.49438	144	15	16		
DIV. I NON-CONF.		15-13-0	.53571	120	4-4-0	179	103	129	.50099	131	16	16		
<hr/>														
TOTALS		RPI 1-25		RPI 26-50		W-L RECORDS		RPI 51-100		RPI 101-150		RPI 150+		
16-14-0		0-3-0		0-1-0		OVERALL		1-3-0		6-2-0		9-5-0		
1-1-0		0-0-0		0-0-0		HOME		1-1-0		0-0-0		0-0-0		
7-8-0		0-3-0		0-0-0		AWAY		0-1-0		6-2-0		1-2-0		
8-5-0		0-0-0		0-1-0		NEUTRAL		0-1-0		0-0-0		8-3-0		
15-13-0		0-3-0		0-1-0		NON-CONFERENCE		1-3-0		6-2-0		8-4-0		
1-1-0		0-0-0		0-0-0		HOME		1-1-0		0-0-0		0-0-0		
6-7-0		0-3-0		0-0-		AWAY		0-1-0		6-2-0		0-1-0		
8-5-0		0-0-0		0-1-0		NEUTRAL		0-1-0		0-0-0		8-3-0		
1-1-0		0-0-0		0-0-0		CONFERENCE		0-0-0		0-0-0		1-1-0		
0-0-0		0-0-0		0-0-0		HOME		0-0-0		0-0-0		0-0-0		
1-1-0		0-0-0		0-0-0		AWAY		0-0-0		0-0-0		1-1-0		
0-0-0		0-0-0		0-0-0		NEUTRAL		0-0-0		0-0-0		0-0-0		
RPI	S	Opponent	Score		RPI	S	Opponent	Score		RPI	S	Opponent	Score	
14	A	Ole Miss	2	7	41	N	UNLV	1	3	55	N	SFA	1	5
24	A	Louisiana	0	8						92	A	Coastal Caro.	2	6
24	A	Louisiana	1	2						99	H	North Ala.	9	1
										99	H	North Ala.	0	4
												Miami (OH)	2	6
												Miami (OH)	4	1
												Middle Tenn.	10	6
												McNeese	4	3
												McNeese	4	0
												McNeese	2	1
												UAB	18	4
												UAB	6	11
												Michigan St.	5	2
												Lamar University	0	3
												Radford	3	4
												Radford	12	4
												Jacksonville	9	2
												Eastern Ill.	1	4
												Eastern Ill.	9	0
												Dayton	6	0
												Dayton	7	8
												La.-Monroe	3	5
												La.-Monroe	10	0
												Wright St.	8	3
												Jackson St.	1	0
												Jackson St.	12	2
LAST 10 GAMES														
269	N	Jackson St.	1	0	204	A	Eastern Ill.	9	0					
24	A	Louisiana	0	8	157	N	Michigan St.	5	2					
99	H	North Ala.	0	4	105	A	Miami (OH)	2	6					
204	A	Eastern Ill.	1	4	211	N	Dayton	6	0					
118	A	McNeese	4	3	105	A	Miami (OH)	4	1					

Non-Div. I Games:

Austin Peay

Average RPI Win:	168	WON-LOST RECORD	WINNING PCT. RANK	LAST 10 GAMES	STRENGTH OF SCHEDULE	OPP. STRENGTH OF SCHEDULE	TEAM RPI	ADJ RPI	CONF. RPI	ADJ CONF. RPI			
Average RPI Loss:	133												
DIV. I ONLY	15-12-0	.55556	105	4-6-0	208	140	143	.49429	145	27	27		
DIV. I NON-CONF.	15-12-0	.55556	109	4-6-0	213	141	146	.49429	148	28	29		
<hr/>													
TOTALS	RPI 1-25	RPI 26-50		W-L RECORDS		RPI 51-100		RPI 101-150		RPI 150+			
15-12-0	0-0-0	0-0-0		OVERALL		3-4-0		2-5-0		10-3-0			
0-0-0	0-0-0	0-0-0		HOME		0-0-0		0-0-0		0-0-0			
4-2-0	0-0-0	0-0-0		AWAY		1-1-0		1-1-0		2-0-0			
11-10-0	0-0-0	0-0-0		NEUTRAL		2-3-0		1-4-0		8-3-0			
<hr/>													
15-12-0	0-0-0	0-0-0		NON-CONFERENCE		3-4-0		2-5-0		10-3-0			
0-0-0	0-0-0	0-0-0		HOME		0-0-0		0-0-0		0-0-0			
4-2-0	0-0-0	0-0-		AWAY		1-1-0		1-1-0		2-0-0			
11-10-0	0-0-0	0-0-0		NEUTRAL		2-3-0		1-4-0		8-3-0			
<hr/>													
0-0-0	0-0-0	0-0-0		CONFERENCE		0-0-0		0-0-0		0-0-0			
0-0-0	0-0-0	0-0-0		HOME		0-0-0		0-0-0		0-0-0			
0-0-0	0-0-0	0-0-0		AWAY		0-0-0		0-0-0		0-0-0			
0-0-0	0-0-0	0-0-0		NEUTRAL		0-0-0		0-0-0		0-0-0			
<hr/>													
RPI	S	Opponent	Score	RPI	S	Opponent	Score	RPI	S	Opponent	Score		
				53 N Troy				1	9	102 A FIU		1	0
				65 A FGCU				0	7	109 N Kent St.		1	7
				65 A FGCU				3	2	109 N Kent St.		3	1
				65 N FGCU				7	6	111 N Towson		3	8
				91 N Ball St.				4	7	122 N East Carolina		5	6
				93 N Chattanooga				1	8	129 A Hofstra		3	4
				96 N Illinois St.				5	3	150 N Villanova		3	9
										155 N Massachusetts		9	5
										168 N Florida A&M		8	7
										182 N Stetson		4	1
										185 A Jacksonville		5	0
										193 N Harvard		2	0
										200 N Bethune-Cookman		0	5
										217 N Yale		0	1
										227 N Bowling Green		1	0
										233 A UC Santa Barbara		6	1
										235 N Delaware		7	0
										235 N Delaware		9	1
										261 N Buffalo		1	11
										277 N Brown		2	1
<hr/>													
				LAST 10 GAMES									
129 A Hofstra				3	4	65 N FGCU				7	6		
277 N Brown				2	1	102 A FIU				1	0		
111 N Towson				3	8	217 N Yale				0	1		
261 N Buffalo				1	11	96 N Illinois St.				5	3		
93 N Chattanooga				1	8	122 N East Carolina				5	6		

Non-Div. I Games:

LIU Brooklyn

[illegible]

Non-Div. I Games:

Sacramento St.

Average RPI Win: 208		WON-LOST	WINNING	LAST 10	STRENGTH OF		OPP. STRENGTH	TEAM	ADJ	CONF.	ADJ CONF.			
Average RPI Loss: 106		RECORD	PCT. RANK	GAMES	SCHEDULE		OF SCHEDULE	RPI	RPI	RPI	RPI			
DIV. I ONLY		13-15-0	.46429	161	6-4-0		137	170	146	.49293	147	26	26	
DIV. I NON-CONF.		10-15-0	.4	185	3-4-0		123	168	174	.47877	173	25	25	
TOTALS		RPI 1-25	RPI 26-50		W-L RECORDS		RPI 51-100		RPI 101-150		RPI 150+			
13-15-0		1-4-0	0-2-0		OVERALL		0-3-0		1-0-0		11-6-0			
3-0-0		0-0-0	0-0-0		HOME		0-0-0		0-0-0		3-0-0			
2-10-0		0-3-0	0-0-0		AWAY		0-2-0		1-0-0		1-5-0			
8-5-0		1-1-0	0-2-0		NEUTRAL		0-1-0		0-0-0		7-1-0			
10-15-0		1-4-0	0-2-0		NON-CONFERENCE		0-3-0		1-0-0		8-6-0			
0-0-0		0-0-0	0-0-0		HOME		0-0-0		0-0-0		0-0-0			
2-10-0		0-3-0	0-0-		AWAY		0-2-0		1-0-0		1-5-0			
8-5-0		1-1-0	0-2-0		NEUTRAL		0-1-0		0-0-0		7-1-0			
3-0-0		0-0-0	0-0-0		CONFERENCE		0-0-0		0-0-0		3-0-0			
3-0-0		0-0-0	0-0-0		HOME		0-0-0		0-0-0		3-0-0			
0-0-0		0-0-0	0-0-0		AWAY		0-0-0		0-0-0		0-0-0			
0-0-0		0-0-0	0-0-0		NEUTRAL		0-0-0		0-0-0		0-0-0			
RPI	S	Opponent	Score		RPI	S	Opponent	Score		RPI	S	Opponent	Score	
5	A	LSU	0	8	41	N	UNLV	0	7	82	A	Liberty	0	1
5	A	LSU	0	10	41	N	UNLV	0	7	85	N	Iowa	3	5
18	A	Stanford	1	2						100	A	San Jose St.	2	4
22	N	Tulsa	4	2										
22	N	Tulsa	0	1										

Non-Div. I Games:

Bucknell

Average RPI Win:	204	WON-LOST RECORD	WINNING PCT. RANK	LAST 10 GAMES	STRENGTH OF SCHEDULE	OPP. STRENGTH OF SCHEDULE	TEAM RPI	ADJ RPI	CONF. RPI	ADJ CONF. RPI		
DIV. I ONLY		22-9-0	.70968	40	4-6-0	275	204	150	.49235	148	25	25
DIV. I NON-CONF.		21-7-0	.75	32	3-4-0	279	212	124	.50669	124	26	26
<hr/>												
TOTALS	RPI 1-25	RPI 26-50		W-L RECORDS		RPI 51-100		RPI 101-150		RPI 150+		
22-9-0	0-0-0	1-0-0		OVERALL		3-0-0		3-3-0		15-6-0		
14-5-0	0-0-0	0-0-0		HOME		0-0-0		0-2-0		14-3-0		
2-2-0	0-0-0	1-0-0		AWAY		0-0-0		1-1-0		0-1-0		
6-2-0	0-0-0	0-0-0		NEUTRAL		3-0-0		2-0-0		1-2-0		
<hr/>												
21-7-0	0-0-0	1-0-0		NON-CONFERENCE		3-0-0		3-3-0		14-4-0		
13-3-0	0-0-0	0-0-0		HOME		0-0-0		0-2-0		13-1-0		
2-2-0	0-0-0	1-0-		AWAY		0-0-0		1-1-0		0-1-0		
6-2-0	0-0-0	0-0-0		NEUTRAL		3-0-0		2-0-0		1-2-0		
<hr/>												
1-2-0	0-0-0	0-0-0		CONFERENCE		0-0-0		0-0-0		1-2-0		
1-2-0	0-0-0	0-0-0		HOME		0-0-0		0-0-0		1-2-0		
0-0-0	0-0-0	0-0-0		AWAY		0-0-0		0-0-0		0-0-0		
0-0-0	0-0-0	0-0-0		NEUTRAL		0-0-0		0-0-0		0-0-0		
<hr/>												
RPI S	Opponent	Score	RPI S	Opponent	Score	RPI S	Opponent	Score	RPI S	Opponent	Score	
			35 A	North Carolina	7 0	75 N	Fla. Atlantic	6 0	111 A	Towson	10 3	
						77 N	Maryland	5 2	111 A	Towson	1 6	
						98 N	UNC Greensboro	4 3	131 H	Stony Brook	5 6	
									131 H	Stony Brook	5 6	
									141 N	Furman	9 4	
									141 N	Furman	6 4	
									158 A	Gardner-Webb	1 10	
									198 N	Fairfield	5 6	
									208 H	Fordham	6 3	
									208 H	Fordham	2 4	
									208 H	Fordham	4 9	
									224 H	Georgetown	8 1	
									224 N	Georgetown	11 2	
									224 N	Georgetown	2 7	
									240 H	Manhattan	10 1	
									240 H	Manhattan	5 4	
									244 H	UMBC	11 3	
									248 H	Mt. St. Mary's	5 1	
									248 H	Mt. St. Mary's	7 6	
									258 H	Oakland	8 7	
									258 H	Oakland	2 4	
			LAST 10 GAMES						272 H	Canisius	13 5	
			111 A	Towson	10 3	248 H	Mt. St. Mary's	5 1	272 H	Canisius	10 8	
			111 A	Towson	1 6	288 H	Howard	9 1	280 H	Lafayette	7 4	
			280 H	Lafayette	7 4	208 H	Fordham	6 3	280 H	Lafayette	2 0	
			280 H	Lafayette	2 0	208 H	Fordham	2 4	288 H	Howard	11 9	
			248 H	Mt. St. Mary's	7 6	208 H	Fordham	4 9	288 H	Howard	9 1	

Non-Div. I Games:

George Washington

Average RPI Win: 180		WON-LOST	WINNING		LAST 10		STRENGTH OF		OPP. STRENGTH		TEAM	ADJ		CONF.	ADJ CONF.
Average RPI Loss: 95		RECORD	PCT. RANK		GAMES	SCHEDULE		OF SCHEDULE		RPI	RPI	RPI		RPI	
DIV. I ONLY		11-15-0	.42308	181	4-6-0		97		163		148	.49175	149	17	17
DIV. I NON-CONF.		9-14-0	.3913	195	2-5-0		104		183		171	.48015	170	18	18
TOTALS		RPI 1-25	RPI 26-50		W-L RECORDS		RPI 51-100		RPI 101-150		RPI 150+				
11-15-0		0-1-0	0-4-0		OVERALL		1-3-0		4-3-0		6-4-0				
0-0-0		0-0-0	0-0-0		HOME		0-0-0		0-0-0		0-0-0				
2-4-0		0-0-0	0-2-0		AWAY		0-0-0		2-1-0		0-1-0				
9-11-0		0-1-0	0-2-0		NEUTRAL		1-3-0		2-2-0		6-3-0				
9-14-0		0-1-0	0-4-0		NON-CONFERENCE		1-3-0		2-2-0		6-4-0				
0-0-0		0-0-0	0-0-0		HOME		0-0-0		0-0-0		0-0-0				
0-3-0		0-0-0	0-0-		AWAY		0-0-0		0-0-0		0-1-0				
9-11-0		0-1-0	0-2-0		NEUTRAL		1-3-0		2-2-0		6-3-0				
2-1-0		0-0-0	0-0-0		CONFERENCE		0-0-0		2-1-0		0-0-0				
0-0-0		0-0-0	0-0-0		HOME		0-0-0		0-0-0		0-0-0				
2-1-0		0-0-0	0-0-0		AWAY		0-0-0		2-1-0		0-0-0				
0-0-0		0-0-0	0-0-0		NEUTRAL		0-0-0		0-0-0		0-0-0				
RPI S	Opponent	Score		RPI S	Opponent	Score		RPI S	Opponent	Score		RPI S	Opponent	Score	
8 N	Florida	0	8	29 A	Arizona St.	2	8	64 N	Wichita St.	2	6	105 A	Miami (OH)	4	3
				30 N	Virginia Tech	0	6	73 N	Purdue	3	11	105 A	Miami (OH)	3	7
				38 A	South Fla.	0	5	80 N	South Dakota St.	1	6	105 A	Miami (OH)	4	1
				46 N	Wisconsin	0	2	96 N	Illinois St.	4	3	120 N	Boston College	4	8
												121 N	St. John's (NY)	3	2
												135 N	Utah St.	11	3
												143 N	Providence	0	5
												151 A	Col. of Charleston	1	3
												161 N	Penn St.	2	7
												161 N	Penn St.	1	3
												189 N	Pittsburgh	11	6
												194 N	San Diego	10	8
												219 N	Penn	0	1
												239 N	Army West Point	2	1
												256 N	Presbyterian	3	2
												265 N	Siena	9	1
												279 N	Holy Cross	5	0
LAST 10 GAMES															
				73 N	Purdue	3	11	161 N	Penn St.	1	3				
				105 A	Miami (OH)	3	7	46 N	Wisconsin	0	2				
				105 A	Miami (OH)	4	3	239 N	Army West Point	2	1				
				105 A	Miami (OH)	4	1	143 N	Providence	0	5				
				279 N	Holy Cross	5	0	38 A	South Fla.	0	5				

Non-Div. I Games:

Central Mich.

Average RPI Win:		195	WON-LOST RECORD		WINNING PCT. RANK		LAST 10 GAMES		STRENGTH OF SCHEDULE		OPP. STRENGTH OF SCHEDULE		TEAM RPI		ADJ RPI		CONF. RPI		ADJ CONF. RPI	
DIV. I ONLY			15-15-0		.5 137		4-6-0		158		181		147		.49135 150		20		20	
DIV. I NON-CONF.			14-13-0		.51852 134		3-4-0		140		190		130		.50068 132		20		20	
TOTALS		RPI 1-25		RPI 26-50		W-L RECORDS		RPI 51-100		RPI 101-150		RPI 150+								
15-15-0		0-2-0		0-3-0		OVERALL		1-3-0		2-1-0		12-6-0								
1-1-0		0-0-0		0-0-0		HOME		0-1-0		0-0-0		1-0-0								
2-5-0		0-2-0		0-0-0		AWAY		0-1-0		1-0-0		1-2-0								
12-9-0		0-0-0		0-3-0		NEUTRAL		1-1-0		1-1-0		10-4-0								
14-13-0		0-2-0		0-3-0		NON-CONFERENCE		1-3-0		2-1-0		11-4-0								
1-1-0		0-0-0		0-0-0		HOME		0-1-0		0-0-0		1-0-0								
1-3-0		0-2-0		0-0-		AWAY		0-1-0		1-0-0		0-0-0								
12-9-0		0-0-0		0-3-0		NEUTRAL		1-1-0		1-1-0		10-4-0								
1-2-0		0-0-0		0-0-0		CONFERENCE		0-0-0		0-0-0		1-2-0								
0-0-0		0-0-0		0-0-0		HOME		0-0-0		0-0-0		0-0-0								
1-2-0		0-0-0		0-0-0		AWAY		0-0-0		0-0-0		1-2-0								
0-0-0		0-0-0		0-0-0		NEUTRAL		0-0-0		0-0-0		0-0-0								
RPI	S	Opponent		Score		RPI	S	Opponent		Score		RPI	S	Opponent		Score				
17	A	Auburn		1	11	33	N	Missouri		0	7	53	N	Troy		1	6			
17	A	Auburn		0	8	46	N	Wisconsin		1	13	77	A	Maryland		5	6			
						47	N	North Dakota St.		1	6	85	N	Iowa		4	2			
												93	H	Chattanooga		1	2			
														102 N FIU		0	4			
														128 A Saint Joseph's		3	2			
														145 N LIU Brooklyn		9	3			
														155 N Massachusetts		4	1			
														161 N Penn St.		1	2			
														168 N Florida A&M		4	1			
														182 N Stetson		3	8			
														184 A Seton Hall		9	11			
														184 A Seton Hall		16	0			
														184 A Seton Hall		6	7			
														198 H Fairfield		9	5			
														200 N Bethune-Cookman		8	1			
														204 N Eastern Ill.		13	4			
														204 N Eastern Ill.		5	2			
														206 N Saint Francis (PA)		7	0			
														213 N Rhode Island		3	5			
														222 N Detroit Mercy		5	3			
														244 N UMBC		0	3			
														256 N Presbyterian		8	0			
														279 N Holy Cross		10	7			
														293 N Saint Peter's		12	1			
LAST 10 GAMES																				
184 A Seton Hall						16	0	244 N UMBC						0	3					
184 A Seton Hall						9	11	293 N Saint Peter's						12	1					
184 A Seton Hall						6	7	77 A Maryland						5	6					
128 A Saint Joseph's						3	2	213 N Rhode Island						3	5					
198 H Fairfield						9	5	46 N Wisconsin						1	13					

Non-Div. I Games:

Villanova

Average RPI Win:	163	WON-LOST	WINNING	LAST 10	STRENGTH OF	OPP. STRENGTH	TEAM	ADJ	CONF.	ADJ CONF.		
Average RPI Loss:	121	RECORD	PCT. RANK	GAMES	SCHEDULE	OF SCHEDULE	RPI	RPI	RPI	RPI		
DIV. I ONLY	15-15-0	.5	137	5-5-0	182	133	155	.49113	151	13	13	
DIV. I NON-CONF.	14-13-0	.51852	134	4-3-0	192	124	149	.49362	149	13	13	
<hr/>												
TOTALS	RPI 1-25	RPI 26-50	W-L RECORDS		RPI 51-100	RPI 101-150		RPI 150+				
15-15-0	0-0-0	0-1-0	OVERALL		4-6-0	2-3-0		9-5-0				
9-7-0	0-0-0	0-1-0	HOME		2-1-0	2-3-0		5-2-0				
1-4-0	0-0-0	0-0-0	AWAY		0-2-0	0-0-0		1-2-0				
5-4-0	0-0-0	0-0-0	NEUTRAL		2-3-0	0-0-0		3-1-0				
14-13-0	0-0-0	0-1-0	NON-CONFERENCE		4-6-0	1-1-0		9-5-0				
8-5-0	0-0-0	0-1-0	HOME		2-1-0	1-1-0		5-2-0				
1-4-0	0-0-0	0-0-	AWAY		0-2-0	0-0-0		1-2-0				
5-4-0	0-0-0	0-0-0	NEUTRAL		2-3-0	0-0-0		3-1-0				
1-2-0	0-0-0	0-0-0	CONFERENCE		0-0-0	1-2-0		0-0-0				
1-2-0	0-0-0	0-0-0	HOME		0-0-0	1-2-0		0-0-0				
0-0-0	0-0-0	0-0-0	AWAY		0-0-0	0-0-0		0-0-0				
0-0-0	0-0-0	0-0-0	NEUTRAL		0-0-0	0-0-0		0-0-0				
<hr/>												
RPI	S	Opponent	Score	RPI	S	Opponent	Score	RPI	S	Opponent	Score	
30	H	Virginia Tech	0 13	59	A	Cal St. Fullerton	1 7	106	H	Appalachian St.	1 4	
				62	H	NC State	0 2	129	H	Hofstra	4 3	
				64	H	Wichita St.	4 1	129	H	Hofstra	1 5	
				69	N	Iowa St.	4 3	129	H	Hofstra	0 3	
				71	A	North Florida	1 5	149	H	Central Mich.	3 1	
				73	H	Purdue	8 4	163	H	UMass Lowell	5 1	
				80	N	South Dakota St.	4 9	174	N	Boston U.	1 0	
				81	N	Long Beach St.	1 11	175	A	Charlotte	9 15	
				84	N	UNI	4 0	179	H	Radford	1 5	
				84	N	UNI	5 6	185	A	Jacksonville	4 5	
								189	H	Pittsburgh	10 4	
								191	N	Valparaiso	2 5	
								193	N	Harvard	9 8	
								210	H	Marist	8 0	
								213	H	Rhode Island	4 0	
								230	A	Charleston So.	8 0	
								246	H	Dartmouth	7 6	
								255	H	Bryant	3 7	
								257	N	Wagner	6 3	
<hr/>												
LAST 10 GAMES												
175	A	Charlotte	9 15	59	A	Cal St. Fullerton	1 7					
129	H	Hofstra	4 3	193	N	Harvard	9 8					
129	H	Hofstra	1 5	174	N	Boston U.	1 0					
129	H	Hofstra	0 3	81	N	Long Beach St.	1 11					
69	N	Iowa St.	4 3	62	H	NC State	0 2					

Non-Div. I Games:

Col. of Charleston

Average RPI Win:	217	WON-LOST	WINNING	LAST 10	STRENGTH OF	OPP. STRENGTH	TEAM	ADJ	CONF.	ADJ CONF.	
Average RPI Loss:	105	RECORD	PCT. RANK	GAMES	SCHEDULE	OF SCHEDULE	RPI	RPI	RPI	RPI	
DIV. I ONLY	15-16-0	.48387	148	8-2-0	146	218	151	.49068	152	21	22
DIV. I NON-CONF.	8-14-0	.36364	211	2-0-0	156	154	195	.46279	193	22	22
<hr/>											
TOTALS	RPI 1-25	RPI 26-50		W-L RECORDS		RPI 51-100		RPI 101-150		RPI 150+	
15-16-0	0-0-0	0-3-0		OVERALL		0-5-0		2-4-0		13-4-0	
9-4-0	0-0-0	0-0-0		HOME		0-0-0		0-1-0		9-3-0	
4-5-0	0-0-0	0-1-0		AWAY		0-2-0		1-2-0		3-0-0	
2-7-0	0-0-0	0-2-0		NEUTRAL		0-3-0		1-1-0		1-1-0	
<hr/>											
8-14-0	0-0-0	0-3-0		NON-CONFERENCE		0-5-0		2-4-0		6-2-0	
5-2-0	0-0-0	0-0-0		HOME		0-0-0		0-1-0		5-1-0	
1-5-0	0-0-0	0-0-		AWAY		0-2-0		1-2-0		0-0-0	
2-7-0	0-0-0	0-2-0		NEUTRAL		0-3-0		1-1-0		1-1-0	
<hr/>											
7-2-0	0-0-0	0-0-0		CONFERENCE		0-0-0		0-0-0		7-2-0	
4-2-0	0-0-0	0-0-0		HOME		0-0-0		0-0-0		4-2-0	
3-0-0	0-0-0	0-0-0		AWAY		0-0-0		0-0-0		3-0-0	
0-0-0	0-0-0	0-0-0		NEUTRAL		0-0-0		0-0-0		0-0-0	
<hr/>											
RPI S	Opponent	Score	RPI S	Opponent	Score	RPI S	Opponent	Score	RPI S	Opponent	Score
			27 N	Arkansas	3 7	60 N	Lipscomb	0 8	116 H	Duke	2 9
			27 N	Arkansas	0 8	62 A	NC State	0 8	118 A	McNeese	2 7
			31 A	South Carolina	7 16	62 A	NC State	1 9	121 N	St. John's (NY)	3 4
						78 N	Ohio	3 4	122 A	East Carolina	4 9
						78 N	Ohio	6 9	122 A	East Carolina	10 2
									127 N	Samford	5 0
									170 N	Kansas	9 3
									175 N	Charlotte	4 10
									177 H	Winthrop	2 1
									177 H	Winthrop	4 3
									177 H	Winthrop	6 9
									198 H	Fairfield	1 10
									230 H	Charleston So.	9 6
									230 H	Charleston So.	2 5
									230 H	Charleston So.	9 1
									237 A	Hampton	4 2
									237 A	Hampton	13 1
									237 A	Hampton	9 6
									252 H	Youngstown St.	8 0
									252 H	Youngstown St.	6 3
									258 H	Oakland	11 5
									258 H	Oakland	10 2
									286 H	La Salle	6 0
<hr/>											
			LAST 10 GAMES								
			122 A	East Carolina	10 2	60 N	Lipscomb	0 8	278 H	La Salle	6 0
			122 A	East Carolina	4 9	177 H	Winthrop	6 9			
			170 N	Kansas	9 3	230 H	Charleston So.	9 6			
			258 H	Oakland	10 2	252 H	Youngstown St.	6 3			
			258 H	Oakland	11 5	237 A	Hampton	4 2			

Non-Div. I Games:

Campbell

Average RPI Win:	187	WON-LOST	WINNING	LAST 10	STRENGTH OF	OPP. STRENGTH	TEAM	ADJ	CONF.	ADJ CONF.	
Average RPI Loss:	127	RECORD	PCT. RANK	GAMES	SCHEDULE	OF SCHEDULE	RPI	RPI	RPI	RPI	
DIV. I ONLY	16-14-0	.53333	125	3-7-0	184	212	153	.49055	153	10	10
DIV. I NON-CONF.	13-8-0	.61905	85	0-1-0	278	194	179	.47573	176	9	9
TOTALS	RPI 1-25	RPI 26-50	W-L RECORDS	RPI 51-100	RPI 101-150	RPI 150+					
16-14-0	0-0-0	0-0-0	OVERALL	3-4-0	5-5-0	8-5-0					
13-7-0	0-0-0	0-0-0	HOME	2-1-0	4-3-0	7-3-0					
1-4-0	0-0-0	0-0-0	AWAY	1-3-0	0-0-0	0-1-0					
2-3-0	0-0-0	0-0-0	NEUTRAL	0-0-0	1-2-0	1-1-0					
13-8-0	0-0-0	0-0-0	NON-CONFERENCE	0-1-0	5-2-0	8-5-0					
11-3-0	0-0-0	0-0-0	HOME	0-0-0	4-0-0	7-3-0					
0-2-0	0-0-0	0-0-	AWAY	0-1-0	0-0-0	0-1-0					
2-3-0	0-0-0	0-0-0	NEUTRAL	0-0-0	1-2-0	1-1-0					
3-6-0	0-0-0	0-0-0	CONFERENCE	3-3-0	0-3-0	0-0-0					
2-4-0	0-0-0	0-0-0	HOME	2-1-0	0-3-0	0-0-0					
1-2-0	0-0-0	0-0-0	AWAY	1-2-0	0-0-0	0-0-0					
0-0-0	0-0-0	0-0-0	NEUTRAL	0-0-0	0-0-0	0-0-0					
RPI S	Opponent	Score	RPI S	Opponent	Score	RPI S	Opponent	Score	RPI S	Opponent	Score
						71 A	North Florida	0 4	102 N	FIU	5 6
						88 A	UT Arlington	1 7	106 H	Appalachian St.	0 7
						88 A	UT Arlington	2 4	106 H	Appalachian St.	2 9
						88 A	UT Arlington	10 3	106 H	Appalachian St.	5 6
						92 H	Coastal Caro.	4 5	120 N	Boston College	9 4
						92 H	Coastal Caro.	3 1	121 N	St. John's (NY)	3 7
						92 H	Coastal Caro.	3 0	138 H	UT Martin	6 4
									138 H	UT Martin	6 3
									141 H	Furman	6 4
									141 H	Furman	8 4
									159 H	UMKC	1 2
									168 N	Florida A&M	1 5
									177 H	Winthrop	7 10
									192 A	Mercer	4 5
									206 H	Saint Francis (PA)	1 10
									206 H	Saint Francis (PA)	6 5
									221 H	IUPUI	8 3
									248 H	Mt. St. Mary's	3 2
									248 H	Mt. St. Mary's	6 1
									265 N	Siena	10 2
									282 H	Morehead St.	19 2
									282 H	Morehead St.	6 4
									287 H	Savannah St.	4 1

Non-Div. I Games:

Ga. Southern

Average RPI Win:		197	WON-LOST	WINNING	LAST 10	STRENGTH OF		OPP. STRENGTH	TEAM	ADJ	CONF.	ADJ CONF.
Average RPI Loss:		102	RECORD	PCT. RANK	GAMES	SCHEDULE		OF SCHEDULE	RPI	RPI	RPI	RPI
DIV. I ONLY		12-13-0		.48	156	4-6-0		151	195	157	.48906	155
DIV. I NON-CONF.		10-13-0		.43478	173	2-6-0		90	167	143	.49549	144
TOTALS		RPI 1-25		RPI 26-50		W-L RECORDS		RPI 51-100		RPI 101-150		RPI 150+
12-13-0		0-0-0		0-5-0		OVERALL		0-2-0		3-2-0		9-4-0
0-0-0		0-0-0		0-0-0		HOME		0-0-0		0-0-0		0-0-0
2-5-0		0-0-0		0-3-0		AWAY		0-0-0		1-0-0		1-2-0
10-8-0		0-0-0		0-2-0		NEUTRAL		0-2-0		2-2-0		8-2-0
10-13-0		0-0-0		0-5-0		NON-CONFERENCE		0-2-0		3-2-0		7-4-0
0-0-0		0-0-0		0-0-0		HOME		0-0-0		0-0-0		0-0-0
2-5-0		0-0-0		0-0-		AWAY		0-0-0		1-0-0		1-2-0
8-8-0		0-0-0		0-2-0		NEUTRAL		0-2-0		2-2-0		6-2-0
2-0-0		0-0-0		0-0-0		CONFERENCE		0-0-0		0-0-0		2-0-0
0-0-0		0-0-0		0-0-0		HOME		0-0-0		0-0-0		0-0-0
0-0-0		0-0-0		0-0-0		AWAY		0-0-0		0-0-0		0-0-0
2-0-0		0-0-0		0-0-0		NEUTRAL		0-0-0		0-0-0		2-0-0
RPI S	Opponent	Score	RPI S	Opponent	Score	RPI S	Opponent	Score	RPI S	Opponent	Score	
			33 N	Missouri	0 5	53 N	Troy	1 5	108 N	Belmont	7 0	
			38 A	South Fla.	1 7	85 N	Iowa	3 5	122 A	East Carolina	5 0	
			42 A	Georgia	0 4				143 N	Providence	3 1	
			42 A	Georgia	0 8				145 N	LIU Brooklyn	5 9	
			46 N	Wisconsin	0 8				150 N	Villanova	1 4	
									162 N	Western Mich.	5 6	
									170 N	Kansas	2 4	
									174 A	Boston U.	1 3	
									177 N	Winthrop	3 2	
									177 N	Winthrop	2 1	
									182 A	Stetson	1 2	
									182 A	Stetson	15 2	
									184 N	Seton Hall	8 5	
									214 N	Columbia	5 0	
									214 N	Columbia	10 2	
									255 N	Bryant	2 1	
									292 N	St. Bonaventure	5 4	
									292 N	St. Bonaventure	5 1	
LAST 10 GAMES												
			292 N	St. Bonaventure	5 4	162 N	Western Mich.	5 6				
			182 A	Stetson	15 2	184 N	Seton Hall	8 5				
			292 N	St. Bonaventure	5 1	150 N	Villanova	1 4				
			174 A	Boston U.	1 3	38 A	South Fla.	1 7				
			182 A	Stetson	1 2	46 N	Wisconsin	0 8				

Non-Div. I Games:

Massachusetts

UNCW

UNCW

Average RPI Win: 174		WON-LOST	WINNING	LAST 10	STRENGTH OF		OPP. STRENGTH	TEAM	ADJ	CONF.	ADJ CONF.								
Average RPI Loss: 98		RECORD	PCT. RANK	GAMES	SCHEDULE		OF SCHEDULE	RPI	RPI	RPI	RPI								
DIV. I ONLY		11-18-0	.37931	204	6-4-0		94	116	160	.48661	157	4	4						
DIV. I NON-CONF.		10-16-0	.38462	198	5-2-0		87	96	154	.49015	154	5	5						
<hr/>																			
TOTALS		RPI 1-25		RPI 26-50		W-L RECORDS		RPI 51-100		RPI 101-150		RPI 150+							
11-18-0		0-4-0		0-2-0		OVERALL		1-3-0		2-4-0		8-5-0							
1-2-0		0-0-0		0-0-0		HOME		0-0-0		0-0-0		1-2-0							
2-6-0		0-3-0		0-2-0		AWAY		0-1-0		2-0-0		0-0-0							
8-10-0		0-1-0		0-0-0		NEUTRAL		1-2-0		0-4-0		7-3-0							
<hr/>																			
10-16-0		0-4-0		0-2-0		NON-CONFERENCE		1-3-0		2-4-0		7-3-0							
0-0-0		0-0-0		0-0-0		HOME		0-0-0		0-0-0		0-0-0							
2-6-0		0-3-0		0-0-		AWAY		0-1-0		2-0-0		0-0-0							
8-10-0		0-1-0		0-0-0		NEUTRAL		1-2-0		0-4-0		7-3-0							
<hr/>																			
1-2-0		0-0-0		0-0-0		CONFERENCE		0-0-0		0-0-0		1-2-0							
1-2-0		0-0-0		0-0-0		HOME		0-0-0		0-0-0		1-2-0							
0-0-0		0-0-0		0-0-0		AWAY		0-0-0		0-0-0		0-0-0							
0-0-0		0-0-0		0-0-0		NEUTRAL		0-0-0		0-0-0		0-0-0							
<hr/>																			
RPI	S	Opponent		Score		RPI	S	Opponent		Score		RPI	S	Opponent		Score			
11	A	Alabama		1	2	45	A	Georgia Tech		2	11	51	N	Louisville		1	14		
17	A	Auburn		0	5	45	A	Georgia Tech		3	10	58	A	Grand Canyon		2	7		
17	A	Auburn		2	3							72	N	Memphis		11	6		
23	N	Boise St.		1	9							72	N	Memphis		9	11		
														102		A	FIU	5	0
														105		A	Miami (OH)	12	2
														117		N	Southern Miss.	2	5
														120		N	Boston College	7	9
														120		N	Boston College	6	7
														144		N	Austin Peay	2	5
														161		H	Penn St.	8	7
														161		H	Penn St.	0	3
														161		H	Penn St.	4	7
														190		N	UConn	2	3
														192		N	Mercer	6	5
														192		N	Mercer	6	5
														202		N	North Dakota	5	9
														202		N	North Dakota	5	6
														206		N	Saint Francis (PA)	8	0
														206		N	Saint Francis (PA)	8	2
														211		N	Dayton	9	1
														211		N	Dayton	4	2
														255		N	Bryant	3	0
<hr/>																			
LAST 10 GAMES																			
						192	N	Mercer		6	5	161	H	Penn St.		4	7		
						58	A	Grand Canyon		2	7	161	H	Penn St.		8	7		
						23	N	Boise St.		1	9	211	N	Dayton		4	2		
						45	A	Georgia Tech		2	11	144	N	Austin Peay		2	5		
						161	H	Penn St.		0	3	105	A	Miami (OH)		12	2		

Non-Div. I Games:

Michigan St.

Average RPI Win: 215		WON-LOST	WINNING	LAST 10	STRENGTH OF		OPP. STRENGTH	TEAM	ADJ	CONF.	ADJ CONF.
Average RPI Loss: 143		RECORD	PCT. RANK	GAMES	SCHEDULE		OF SCHEDULE	RPI	RPI	RPI	RPI
DIV. I ONLY		18-11-0	.62069	76	6-4-0		236	254	158	.48569	158
DIV. I NON-CONF.		17-9-0	.65385	69	5-2-0		227	269	133	.4973	139
TOTALS		RPI 1-25	RPI 26-50		W-L RECORDS		RPI 51-100		RPI 101-150		RPI 150+
18-11-0	0-2-0	0-0-0		OVERALL		1-0-0		3-3-0		14-6-0	
11-8-0	0-0-0	0-0-0		HOME		0-0-0		2-2-0		9-6-0	
5-3-0	0-2-0	0-0-0		AWAY		0-0-0		1-1-0		4-0-0	
2-0-0	0-0-0	0-0-0		NEUTRAL		1-0-0		0-0-0		1-0-0	
17-9-0	0-2-0	0-0-0		NON-CONFERENCE		1-0-0		3-3-0		13-4-0	
10-6-0	0-0-0	0-0-0		HOME		0-0-0		2-2-0		8-4-0	
5-3-0	0-2-0	0-0-0		AWAY		0-0-0		1-1-0		4-0-0	
2-0-0	0-0-0	0-0-0		NEUTRAL		1-0-0		0-0-0		1-0-0	
1-2-0	0-0-0	0-0-0		CONFERENCE		0-0-0		0-0-0		1-2-0	
1-2-0	0-0-0	0-0-0		HOME		0-0-0		0-0-0		1-2-0	
0-0-0	0-0-0	0-0-0		AWAY		0-0-0		0-0-0		0-0-0	
0-0-0	0-0-0	0-0-0		NEUTRAL		0-0-0		0-0-0		0-0-0	
RPI S	Opponent	Score		RPI S	Opponent	Score		RPI S	Opponent	Score	
16 A	Texas Tech	2	10					87 N	Jacksonville St.	3	2
16 A	Texas Tech	0	8					106 A	Appalachian St.	2	4
								106 A	Appalachian St.	9	6
								119 H	Loyola Chicago	0	14
								141 H	Furman	12	2
								141 H	Furman	5	7
								148 H	George Washington	10	1
								166 H	ETSU	5	4
								166 H	ETSU	1	17
								179 H	Radford	1	2
								179 H	Radford	2	10
								179 H	Radford	3	2
								192 H	Mercer	4	5
								206 H	Saint Francis (PA)	2	1
								207 H	Sacred Heart	18	0
								224 H	Georgetown	10	2
								227 H	Bowling Green	4	5
								227 H	Bowling Green	4	7
								232 N	Northern Colo.	9	8
								236 H	Hartford	12	4
								247 H	Wright St.	7	0
								258 H	Oakland	5	1
								276 A	N.C. Central	8	0
								276 A	N.C. Central	15	4
								295 H	UMES	9	1
								297 A	South Carolina St.	10	0
								297 A	South Carolina St.	10	0
								16 A	Texas Tech	2	10
LAST 10 GAMES				192 H	Mercer	4	5	179 H	Radford	3	2
				276 A	N.C. Central	15	4	179 H	Radford	2	10
				179 H	Radford	1	2	276 A	N.C. Central	8	0
				106 A	Appalachian St.	9	6	106 A	Appalachian St.	2	4
				297 A	South Carolina St.	10	0	16 A	Texas Tech	2	10

Non-Div. I Games:

Gardner-Webb

Average RPI Win: 209		WON-LOST RECORD	WINNING PCT. RANK		LAST 10 GAMES	STRENGTH OF SCHEDULE	OPP. STRENGTH OF SCHEDULE	TEAM RPI	ADJ RPI	CONF. RPI	ADJ CONF. RPI	
Average RPI Loss: 140												
DIV. I ONLY		18-12-0	.6	84	4-6-0	220	252	149	.48537	159	16	15
DIV. I NON-CONF.		17-10-0	.62963	78	3-4-0	250	268	157	.48024	169	17	17
<hr/>												
TOTALS		RPI 1-25		RPI 26-50		W-L RECORDS		RPI 51-100		RPI 101-150		RPI 150+
18-12-0		0-0-0		0-0-0		OVERALL		2-5-0		0-2-0		16-5-0
3-5-0		0-0-0		0-0-0		HOME		2-3-0		0-0-0		1-2-0
3-3-0		0-0-0		0-0-0		AWAY		0-0-0		0-1-0		3-2-0
12-4-0		0-0-0		0-0-0		NEUTRAL		0-2-0		0-1-0		12-1-0
17-10-0		0-0-0		0-0-0		NON-CONFERENCE		1-3-0		0-2-0		16-5-0
2-3-0		0-0-0		0-0-0		HOME		1-1-0		0-0-0		1-2-0
3-3-0		0-0-0		0-0-		AWAY		0-0-0		0-1-0		3-2-0
12-4-0		0-0-0		0-0-0		NEUTRAL		0-2-0		0-1-0		12-1-0
1-2-0		0-0-0		0-0-0		CONFERENCE		1-2-0		0-0-0		0-0-0
1-2-0		0-0-0		0-0-0		HOME		1-2-0		0-0-0		0-0-0
0-0-0		0-0-0		0-0-0		AWAY		0-0-0		0-0-0		0-0-0
0-0-0		0-0-0		0-0-0		NEUTRAL		0-0-0		0-0-0		0-0-0
RPI	S	Opponent	Score	RPI	S	Opponent	Score	RPI	S	Opponent	Score	
								52	H	Seattle U	3	5
								52	H	Seattle U	7	5
								52	H	Seattle U	3	6
								61	N	Southeast Mo. St.	2	8
								61	N	Southeast Mo. St.	2	8
								80	H	South Dakota St.	6	4
								80	H	South Dakota St.	8	10
							</					

Non-Div. I Games:

UMKC

Average RPI Win:		191	WON-LOST RECORD		WINNING PCT. RANK		LAST 10 GAMES		STRENGTH OF SCHEDULE		OPP. STRENGTH OF SCHEDULE		TEAM RPI		ADJ RPI		CONF. RPI		ADJ CONF. RPI				
Average RPI Loss:		139																					
DIV. I ONLY			19-16-0		.54286 118		5-5-0		222		214		164		.48528 160		18		19				
DIV. I NON-CONF.			17-15-0		.53125 124		3-4-0		207		225		166		.48716 157		19		19				
TOTALS		RPI 1-25		RPI 26-50		W-L RECORDS		RPI 51-100		RPI 101-150		RPI 150+											
19-16-0		1-1-0		0-1-0		OVERALL		3-4-0		1-2-0		14-8-0											
0-0-0		0-0-0		0-0-0		HOME		0-0-0		0-0-0		0-0-0											
6-5-0		0-0-0		0-1-0		AWAY		1-2-0		0-0-0		5-2-0											
13-11-0		1-1-0		0-0-0		NEUTRAL		2-2-0		1-2-0		9-6-0											
17-15-0		1-1-0		0-1-0		NON-CONFERENCE		3-4-0		1-2-0		12-7-0											
0-0-0		0-0-0		0-0-0		HOME		0-0-0		0-0-0		0-0-0											
4-4-0		0-0-0		0-0-		AWAY		1-2-0		0-0-0		3-1-0											
13-11-0		1-1-0		0-0-0		NEUTRAL		2-2-0		1-2-0		9-6-0											
2-1-0		0-0-0		0-0-0		CONFERENCE		0-0-0		0-0-0		2-1-0											
0-0-0		0-0-0		0-0-0		HOME		0-0-0		0-0-0		0-0-0											
2-1-0		0-0-0		0-0-0		AWAY		0-0-0		0-0-0		2-1-0											
0-0-0		0-0-0		0-0-0		NEUTRAL		0-0-0		0-0-0		0-0-0											
RPI	S	Opponent		Score		RPI	S	Opponent		Score		RPI	S	Opponent		Score		RPI	S	Opponent		Score	
19	N	James Madison		1	9	29	A	Arizona St.		0	12	58	A	Grand Canyon		0	3	107	N	Middle Tenn.		3	1
25	N	Michigan		6	4							58	A	Grand Canyon		4	1	112	N	Utah		1	5
												66	A	Loyola Marymount		2	5	133	N	Murray St.		4	8
												69	N	Iowa St.		1	2	176	N	Albany (NY)		2	0
												73	N	Purdue		4	2	188	N	Lehigh		2	6
												86	N	New Mexico St.		4	3	190	N	UConn		0	7
												91	N	Ball St.		4	10	190	N	UConn		0	8
																		197	A	Western Ill.		3	2
																		197	A	Western Ill.		3	6
																		197	A	Western Ill.		4	3
																		205	N	Central Ark.		1	9
																		211	N	Dayton		18	0
																		211	N	Dayton		3	4
																		216	A	California Baptist		2	0
																		216	A	California Baptist		6	7
																		223	N	George Mason		9	7
																		230	A	Charleston So.		8	6
																		230	A	Charleston So.		8	2
																		232	N	Northern Colo.		11	1
																		243	N	Drexel		11	8
																		243	N	Drexel		5	20
																		264	N	Cleveland St.		9	0
																		271	N	Quinnipiac		4	0
																		289	N	Cornell		6	0
																		295	N	UMES		13	2
LAST 10 GAMES																							
						230	A	Charleston So.		8	2	190	N	UConn		0	7	271	N	Quinnipiac		4	0
						197	A	Western Ill.		3	2	264	N	Cleveland St.		9	0	289	N	Cornell		6	0
						216	A	California Baptist		6	7	91	N	Ball St.		4	10	295	N	UMES		13	2
						197	A	Western Ill.		3	6	190	N	UConn		0	8						
						197	A	Western Ill.		4	3	29	A	Arizona St.		0	12						

Non-Div. I Games:

South Dakota

Average RPI Win:	157	WON-LOST	WINNING	LAST 10	STRENGTH OF	OPP. STRENGTH	TEAM	ADJ	CONF.	ADJ CONF.	
Average RPI Loss:	121	RECORD	PCT. RANK	GAMES	SCHEDULE	OF SCHEDULE	RPI	RPI	RPI	RPI	
DIV. I ONLY	16-14-0	.53333	125	8-2-0	226	96	159	.48477	161	4	4
DIV. I NON-CONF.	14-13-0	.51852	134	6-1-0	220	100	160	.48424	163	5	5
<hr/>											
TOTALS	RPI 1-25	RPI 26-50		W-L RECORDS	RPI 51-100		RPI 101-150		RPI 150+		
16-14-0	0-0-0	0-2-0		OVERALL	2-3-0		7-5-0		7-4-0		
1-1-0	0-0-0	0-0-0		HOME	0-0-0		0-0-0		1-1-0		
3-4-0	0-0-0	0-1-0		AWAY	0-1-0		1-1-0		2-1-0		
12-9-0	0-0-0	0-1-0		NEUTRAL	2-2-0		6-4-0		4-2-0		
<hr/>											
14-13-0	0-0-0	0-2-0		NON-CONFERENCE	2-3-0		7-5-0		5-3-0		
1-1-0	0-0-0	0-0-0		HOME	0-0-0		0-0-0		1-1-0		
1-3-0	0-0-0	0-0-		AWAY	0-1-0		1-1-0		0-0-0		
12-9-0	0-0-0	0-1-0		NEUTRAL	2-2-0		6-4-0		4-2-0		
<hr/>											
2-1-0	0-0-0	0-0-0		CONFERENCE	0-0-0		0-0-0		2-1-0		
0-0-0	0-0-0	0-0-0		HOME	0-0-0		0-0-0		0-0-0		
2-1-0	0-0-0	0-0-0		AWAY	0-0-0		0-0-0		2-1-0		
0-0-0	0-0-0	0-0-0		NEUTRAL	0-0-0		0-0-0		0-0-0		
<hr/>											
RPI S	Opponent	Score	RPI S	Opponent	Score	RPI S	Opponent	Score	RPI S	Opponent	Score
39 A	UCF	2 3	65 A	FGCU	1 2	102 N	FIU	2 3			
48 N	Louisiana Tech	0 6	80 N	South Dakota St.	5 4	104 N	Syracuse	3 2			
			91 N	Ball St.	10 2	104 N	Syracuse	1 11			
			91 N	Ball St.	0 1	109 N	Kent St.	0 11			
			92 N	Coastal Caro.	1 3	109 N	Kent St.	2 9			
						116 A	Duke	6 0			
						116 A	Duke	1 3			
						120 N	Boston College	5 4			
						128 N	Saint Joseph's	6 0			
						149 N	Central Mich.	7 2			
						149 N	Central Mich.	3 1			
						150 N	Villanova	2 1			
						157 A	Michigan St.	3 0			
						157 A	Michigan St.	7 8			
						157 A	Michigan St.	7 4			
						168 N	Florida A&M	2 0			
						189 N	Pittsburgh	0 2			
						195 N	Toledo	8 2			
						219 N	Penn	1 2			
						222 N	Detroit Mercy	3 1			
						251 H	Robert Morris	1 4			
						251 H	Robert Morris	11 0			
						279 N	Holy Cross	11 3			
<hr/>											
LAST 10 GAMES											
116 A	Duke	6 0	251 H	Robert Morris	1 4						
251 H	Robert Morris	11 0	195 N	Toledo	8 2						
157 A	Michigan St.	3 0	149 N	Central Mich.	3 1						
157 A	Michigan St.	7 4	128 N	Saint Joseph's	6 0						
157 A	Michigan St.	7 8	80 N	South Dakota St.	5 4						

Non-Div. I Games:

Penn St.

Western
Mich.

Western
Michigan

Western Mich.

Average RPI Win: 190		WON-LOST RECORD		WINNING PCT. RANK		LAST 10 GAMES		STRENGTH OF SCHEDULE		OPP. STRENGTH OF SCHEDULE		TEAM RPI		ADJ RPI		CONF. RPI		ADJ CONF. RPI	
DIV. I ONLY		10-12-0		.45455 164		5-5-0		148		189		161		.48401 163		23		23	
DIV. I NON-CONF.		10-12-0		.45455 163		5-5-0		145		198		164		.48401 164		24		24	
TOTALS		RPI 1-25		RPI 26-50		W-L RECORDS		RPI 51-100		RPI 101-150		RPI 150+							
10-12-0		0-2-0		1-1-0		OVERALL		0-3-0		2-1-0		7-5-0							
0-0-0		0-0-0		0-0-0		HOME		0-0-0		0-0-0		0-0-0							
4-6-0		0-2-0		0-0-0		AWAY		0-2-0		0-0-0		4-2-0							
6-6-0		0-0-0		1-1-0		NEUTRAL		0-1-0		2-1-0		3-3-0							
10-12-0		0-2-0		1-1-0		NON-CONFERENCE		0-3-0		2-1-0		7-5-0							
0-0-0		0-0-0		0-0-0		HOME		0-0-0		0-0-0		0-0-0							
4-6-0		0-2-0		0-0-		AWAY		0-2-0		0-0-0		4-2-0							
6-6-0		0-0-0		1-1-0		NEUTRAL		0-1-0		2-1-0		3-3-0							
0-0-0		0-0-0		0-0-0		CONFERENCE		0-0-0		0-0-0		0-0-0							
0-0-0		0-0-0		0-0-0		HOME		0-0-0		0-0-0		0-0-0							
0-0-0		0-0-0		0-0-0		AWAY		0-0-0		0-0-0		0-0-0							
0-0-0		0-0-0		0-0-0		NEUTRAL		0-0-0		0-0-0		0-0-0							
RPI	S	Opponent		Score		RPI	S	Opponent		Score		RPI	S	Opponent		Score			
18	A	Stanford		3	4	41	N	UNLV		1	0	94	N	Marshall		3	4		
18	A	Stanford		6	7	45	N	Georgia Tech		8	9	100	A	San Jose St.		0	5		
												100	A	San Jose St.		1	9		
														143 N Providence		7	4		
														143 N Providence		3	5		
														147 N Bucknell		4	1		
														151 A Col. of Charleston		1	5		
														156 N UNCW		2	9		
														169 N Pacific		1	3		
														179 N Radford		2	1		
														185 A Jacksonville		0	8		
														185 A Jacksonville		6	1		
														217 A Yale		9	1		
														217 A Yale		7	3		
														230 A Charleston So.		5	0		
														270 N Northern Ky.		6	4		
														274 N Iona		12	4		
														274 N Iona		1	7		
LAST 10 GAMES																			
						217	A	Yale		9	1	100	A	San Jose St.		0	5		
						217	A	Yale		7	3	100	A	San Jose St.		1	9		
						169	N	Pacific		1	3	270	N	Northern Ky.		6	4		
						274	N	Iona		1	7	147	N	Bucknell		4	1		
						274	N	Iona		12	4	18	A	Stanford		3	4		

Non-Div. I Games:

UMass Lowell

Average RPI Win: 203		WON-LOST	WINNING	LAST 10	STRENGTH OF		OPP. STRENGTH	TEAM	ADJ	CONF.	ADJ CONF.
Average RPI Loss: 79		RECORD	PCT. RANK	GAMES	SCHEDULE		OF SCHEDULE	RPI	RPI	RPI	RPI
DIV. I ONLY		14-15-0	.48276	150	5-5-0		199	108	165	.48287	164
DIV. I NON-CONF.		13-14-0	.48148	149	4-4-0		162	105	145	.49557	143
TOTALS		RPI 1-25	RPI 26-50		W-L RECORDS		RPI 51-100		RPI 101-150		RPI 150+
14-15-0		0-2-0	0-3-0		OVERALL		1-5-0		3-3-0		10-2-0
1-0-0		0-0-0	0-0-0		HOME		0-0-0		0-0-0		1-0-0
4-8-0		0-1-0	0-2-0		AWAY		0-2-0		1-2-0		3-1-0
9-7-0		0-1-0	0-1-0		NEUTRAL		1-3-0		2-1-0		6-1-0
13-14-0		0-2-0	0-3-0		NON-CONFERENCE		1-5-0		3-3-0		9-1-0
1-0-0		0-0-0	0-0-0		HOME		0-0-0		0-0-0		1-0-0
3-7-0		0-1-0	0-0-		AWAY		0-2-0		1-2-0		2-0-0
9-7-0		0-1-0	0-1-0		NEUTRAL		1-3-0		2-1-0		6-1-0
1-1-0		0-0-0	0-0-0		CONFERENCE		0-0-0		0-0-0		1-1-0
0-0-0		0-0-0	0-0-0		HOME		0-0-0		0-0-0		0-0-0
1-1-0		0-0-0	0-0-0		AWAY		0-0-0		0-0-0		1-1-0
0-0-0		0-0-0	0-0-0		NEUTRAL		0-0-0		0-0-0		0-0-0
RPI S	Opponent	Score	RPI S	Opponent	Score	RPI S	Opponent	Score	RPI S	Opponent	Score
4 A	Washington	0 8	32 N	Ohio St.	2 3	52 A	Seattle U	2 3	101 N	Nicholls St.	2 1
4 N	Washington	0 2	37 A	Houston	0 8	52 A	Seattle U	1 10	107 N	Middle Tenn.	1 2
			37 A	Houston	0 8	52 N	Seattle U	3 4	107 N	Middle Tenn.	13 2
						58 N	Grand Canyon	3 2	114 A	San Diego St.	5 7
						61 N	Southeast Mo. St.	4 14	124 A	Southeastern La.	7 3
						100 N	San Jose St.	2 3	124 A	Southeastern La.	2 5
									154 N	Kennesaw St.	8 12
									183 N	Idaho St.	9 0
									222 N	Detroit Mercy	5 3
									226 A	Saint Louis	8 3
									232 N	Northern Colo.	8 3
									233 N	UC Santa Barbara	8 0
									259 N	Omaha	2 1
									261 A	Buffalo	10 4
									261 A	Buffalo	4 8
									273 N	Mississippi Val.	8 0
									281 A	Incarnate Word	1 0
									281 H	Incarnate Word	3 0
LAST 10 GAMES											
52 A	Seattle U	1 10	259 N	Omaha	2 1						
261 A	Buffalo	10 4	232 N	Northern Colo.	8 3						
261 A	Buffalo	4 8	226 A	Saint Louis	8 3						
222 N	Detroit Mercy	5 3	52 A	Seattle U	2 3						
61 N	Southeast Mo. St.	4 14	32 N	Ohio St.	2 3						

Non-Div. I Games:

Northern Ill.

Average RPI Win: 180		WON-LOST	WINNING	LAST 10	STRENGTH OF		OPP. STRENGTH	TEAM	ADJ	CONF.	ADJ CONF.
Average RPI Loss: 109		RECORD	PCT. RANK	GAMES	SCHEDULE		OF SCHEDULE	RPI	RPI	RPI	RPI
DIV. I ONLY		14-16-0	.46667	160	6-4-0		186	105	166	.48188	165
DIV. I NON-CONF.		6-13-0	.31579	231	0-1-0		164	115	214	.45182	212
TOTALS		RPI 1-25	RPI 26-50		W-L RECORDS		RPI 51-100		RPI 101-150		RPI 150+
14-16-0		1-3-0	0-2-0		OVERALL		2-2-0		2-4-0		9-5-0
9-2-0		0-1-0	0-1-0		HOME		0-0-0		0-0-0		9-0-0
3-7-0		0-1-0	0-1-0		AWAY		2-2-0		1-2-0		0-1-0
2-7-0		1-1-0	0-0-0		NEUTRAL		0-0-0		1-2-0		0-4-0
6-13-0		1-3-0	0-2-0		NON-CONFERENCE		0-1-0		1-2-0		4-5-0
4-2-0		0-1-0	0-1-0		HOME		0-0-0		0-0-0		4-0-0
0-4-0		0-1-0	0-0-		AWAY		0-1-0		0-0-0		0-1-0
2-7-0		1-1-0	0-0-0		NEUTRAL		0-0-0		1-2-0		0-4-0
8-3-0		0-0-0	0-0-0		CONFERENCE		2-1-0		1-2-0		5-0-0
5-0-0		0-0-0	0-0-0		HOME		0-0-0		0-0-0		5-0-0
3-3-0		0-0-0	0-0-0		AWAY		2-1-0		1-2-0		0-0-0
0-0-0		0-0-0	0-0-0		NEUTRAL		0-0-0		0-0-0		0-0-0
RPI S	Opponent	Score	RPI S	Opponent	Score	RPI S	Opponent	Score	RPI S	Opponent	Score
5 H	LSU	3 10	27 A	Arkansas	2 8	56 A	North Texas	0 6	118 A	McNeese	4 3
6 A	Texas	2 7	48 H	Louisiana Tech	3 11	63 A	Sam Houston St.	6 3	118 A	McNeese	2 5
23 N	Boise St.	3 2				63 A	Sam Houston St.	6 4	118 A	McNeese	1 3
23 N	Boise St.	1 2				63 A	Sam Houston St.	0 6	120 N	Boston College	9 5
									142 N	Nevada	3 6
									142 N	Nevada	3 4
									174 N	Boston U.	0 1
									184 N	Seton Hall	3 5
									184 N	Seton Hall	3 4
									187 A	Creighton	2 5
									199 H	Houston Baptist	8 0
									199 H	Houston Baptist	9 3
									209 H	Abilene Christian	8 0
									209 H	Abilene Christian	7 2
									209 H	Abilene Christian	9 0
									259 N	Omaha	1 4
									263 H	Fairleigh Dickinson	5 1
									263 H	Fairleigh Dickinson	6 0
									291 H	Ark.-Pine Bluff	10 1
									291 H	Ark.-Pine Bluff	4 0
			LAST 10 GAMES								
			142 N	Nevada	3 6	209 H	Abilene Christian	8 0			
			27 A	Arkansas	2 8	63 A	Sam Houston St.	6 4			
			199 H	Houston Baptist	9 3	118 A	McNeese	4 3			
			120 N	Boston College	9 5	263 H	Fairleigh Dickinson	6 0			
			6 A	Texas	2 7	118 A	McNeese	2 5			

Non-Div. I Games:

Northwestern St.

Average RPI Win: 219		WON-LOST RECORD		WINNING PCT. RANK		LAST 10 GAMES		STRENGTH OF SCHEDULE		OPP. STRENGTH OF SCHEDULE		TEAM RPI		ADJ RPI		CONF. RPI		ADJ CONF. RPI	
Average RPI Loss: 160																			
DIV. I ONLY		16-11-2		.58621 91		6-4-0		233		243		163		.48168 166		14		14	
DIV. I NON-CONF.		13-11-2		.53846 116		3-4-0		240		246		184		.46954 185		14		14	
TOTALS		RPI 1-25		RPI 26-50		W-L RECORDS		RPI 51-100		RPI 101-150		RPI 150+							
16-11-2		0-0-0		0-1-0		OVERALL		0-0-0		0-3-0		16-7-2							
2-2-0		0-0-0		0-0-0		HOME		0-0-0		0-0-0		2-2-0							
7-6-1		0-0-0		0-0-0		AWAY		0-0-0		0-3-0		7-3-1							
7-3-1		0-0-0		0-1-0		NEUTRAL		0-0-0		0-0-0		7-2-1							
13-11-2		0-0-0		0-1-0		NON-CONFERENCE		0-0-0		0-3-0		13-7-2							
2-2-0		0-0-0		0-0-0		HOME		0-0-0		0-0-0		2-2-0							
4-6-1		0-0-0		0-0-		AWAY		0-0-0		0-3-0		4-3-1							
7-3-1		0-0-0		0-1-0		NEUTRAL		0-0-0		0-0-0		7-2-1							
3-0-0		0-0-0		0-0-0		CONFERENCE		0-0-0		0-0-0		3-0-0							
0-0-0		0-0-0		0-0-0		HOME		0-0-0		0-0-0		0-0-0							
3-0-0		0-0-0		0-0-0		AWAY		0-0-0		0-0-0		3-0-0							
0-0-0		0-0-0		0-0-0		NEUTRAL		0-0-0		0-0-0		0-0-0							
RPI	S	Opponent		Score		RPI	S	Opponent		Score		RPI	S	Opponent		Score			
				30	N	Virginia Tech	3			103	A	USC Upstate	0		8				
										103	A	USC Upstate	0		3				
										106	A	Appalachian St.	1		7				
										158	A	Gardner-Webb	17		1				
										158	A	Gardner-Webb	4		5				
										171	N	Portland St.	6		5				
										178	A	Tennessee Tech	0		2				
										178	A	Tennessee Tech	1		0				
										206	N	Saint Francis (PA)	10		16				
										206	N	Saint Francis (PA)	15		6				
										210	N	Marist	12		10				
										212	H	Evansville	5		1				
										212	H	Evansville	1		2				
										212	H	Evansville	5		6				
										220	A	Tennessee St.	3		4				
										222	N	Detroit Mercy	2		1				
										222	N	Detroit Mercy	1		0				
										225	A	Western Caro.	2		1				
										225	A	Western Caro.	11		9				
										225	A	Western Caro.	7		5				
										227	N	Bowling Green	0		3				
										230	A	Charleston So.	12		0				
										230	A	Charleston So.	4		3				
										242	N	Akron	9		2				
										242	N	Akron	6		6				
										256	A	Presbyterian	9		9				
										265	H	Siena	11		5				
LAST 10 GAMES				212	H	Evansville	1		2	178	A	Tennessee Tech	1		0				
				212	H	Evansville	5		1	103	A	USC Upstate	0		3				
				220	A	Tennessee St.	3		4	225	A	Western Caro.	2		1				
				210	N	Marist	12		10	225	A	Western Caro.	7		5				
				225	A	Western Caro.	11		9	106	A	Appalachian St.	1		7				

Non-Div. I Games:

ETSU

RPI	S	Opponent	Score	
283	N	Morgan St.	13	0

ETSU

E
T
S
U

E
T
S
U

L
a
m
a
r
U
n
i
v
e
r
s
i
t
y

Lamar University

Average RPI Win:		204	WON-LOST RECORD		WINNING PCT. RANK		LAST 10 GAMES		STRENGTH OF SCHEDULE		OPP. STRENGTH OF SCHEDULE		TEAM RPI		ADJ RPI		CONF. RPI		ADJ CONF. RPI	
DIV. I ONLY			11-21-0		.34375 227		5-5-0		81		109		167		.48098 168		32		32	
DIV. I NON-CONF.			8-21-0		.27586 243		2-5-0		55		72		181		.47502 178		32		32	
TOTALS		RPI 1-25		RPI 26-50		W-L RECORDS		RPI 51-100		RPI 101-150		RPI 150+								
11-21-0		0-5-0		0-3-0		OVERALL		1-6-0		2-5-0		8-2-0								
3-2-0		0-0-0		0-0-0		HOME		0-2-0		0-0-0		3-0-0								
0-4-0		0-3-0		0-1-0		AWAY		0-0-0		0-0-0		0-0-0								
8-15-0		0-2-0		0-2-0		NEUTRAL		1-4-0		2-5-0		5-2-0								
8-21-0		0-5-0		0-3-0		NON-CONFERENCE		1-6-0		2-5-0		5-2-0								
0-2-0		0-0-0		0-0-0		HOME		0-2-0		0-0-0		0-0-0								
0-4-0		0-3-0		0-0-		AWAY		0-0-0		0-0-0		0-0-0								
8-15-0		0-2-0		0-2-0		NEUTRAL		1-4-0		2-5-0		5-2-0								
3-0-0		0-0-0		0-0-0		CONFERENCE		0-0-0		0-0-0		3-0-0								
3-0-0		0-0-0		0-0-0		HOME		0-0-0		0-0-0		3-0-0								
0-0-0		0-0-0		0-0-0		AWAY		0-0-0		0-0-0		0-0-0								
0-0-0		0-0-0		0-0-0		NEUTRAL		0-0-0		0-0-0		0-0-0								
RPI	S	Opponent		Score		RPI	S	Opponent		Score		RPI	S	Opponent		Score				
1	A	Florida St.		0	8	38	A	South Fla.		3	7	53	H	Troy		2	3			
8	A	Florida		0	4	48	N	Louisiana Tech		1	9	53	H	Troy		2	8			
8	A	Florida		1	7	50	N	Missouri St.		4	7	67	N	Western Ky.		3	4			
17	N	Auburn		2	10							73	N	Purdue		3	7			
21	N	Notre Dame		1	4							93	N	Chattanooga		5	4			
												96	N	Illinois St.		3	6			
												96	N	Illinois St.		0	1			
														104 N Syracuse		10	2			
														104 N Syracuse		0	8			
														122 N East Carolina		7	5			
														131 N Stony Brook		1	11			
														143 N Providence		0	8			
														145 N LIU Brooklyn		7	8			
														150 N Villanova		1	4			
														153 N Ga. Southern		5	1			
														161 N Penn St.		0	2			
														186 N Colgate		16	3			
														217 N Yale		6	5			
														220 N Tennessee St.		3	4			
														265 N Siena		10	2			
														271 N Quinnipiac		6	5			
														276 H N.C. Central		3	2			
														276 H N.C. Central		6	1			
														276 H N.C. Central		4	2			
LAST 10 GAMES																				
						276	H	N.C. Central		4	2	38	A	South Fla.		3	7			
						53	H	Troy		2	8	143	N	Providence		0	8			
						276	H	N.C. Central		6	1	186	N	Colgate		16	3			
						276	H	N.C. Central		3	2	271	N	Quinnipiac		6	5			
						1	A	Florida St.		0	8	73	N	Purdue		3	7			

Non-Div. I Games:

Florida A&M

P
a
c
i
f
i
c

Pacific

K
a
n
s
a
s

Kansas

Average RPI Win: 155		WON-LOST RECORD		WINNING PCT. RANK		LAST 10 GAMES		STRENGTH OF SCHEDULE		OPP. STRENGTH OF SCHEDULE		TEAM RPI		ADJ RPI		CONF. RPI		ADJ CONF. RPI	
DIV. I ONLY		9-17-0		.34615 222		2-8-0		93		127		172		.4786 171		24		24	
DIV. I NON-CONF.		9-15-0		.375 203		2-6-0		67		116		151		.49321 150		23		23	
TOTALS		RPI 1-25		RPI 26-50		W-L RECORDS		RPI 51-100		RPI 101-150		RPI 150+							
9-17-0		0-0-0		1-4-0		OVERALL		1-6-0		1-1-0		6-6-0							
0-2-0		0-0-0		0-2-0		HOME		0-0-0		0-0-0		0-0-0							
2-5-0		0-0-0		0-0-0		AWAY		0-2-0		0-0-0		2-3-0							
7-10-0		0-0-0		1-2-0		NEUTRAL		1-4-0		1-1-0		4-3-0							
9-15-0		0-0-0		1-4-0		NON-CONFERENCE		1-6-0		1-1-0		6-4-0							
0-2-0		0-0-0		0-2-0		HOME		0-0-0		0-0-0		0-0-0							
2-3-0		0-0-0		0-0-		AWAY		0-2-0		0-0-0		2-1-0							
7-10-0		0-0-0		1-2-0		NEUTRAL		1-4-0		1-1-0		4-3-0							
0-2-0		0-0-0		0-0-0		CONFERENCE		0-0-0		0-0-0		0-2-0							
0-0-0		0-0-0		0-0-0		HOME		0-0-0		0-0-0		0-0-0							
0-2-0		0-0-0		0-0-0		AWAY		0-0-0		0-0-0		0-2-0							
0-0-0		0-0-0		0-0-0		NEUTRAL		0-0-0		0-0-0		0-0-0							
RPI	S	Opponent		Score		RPI	S	Opponent		Score		RPI	S	Opponent		Score			
				32	H	Ohio St.	4	8	52	A	Seattle U	1	7	110	N	UC Riverside	6	5	
				32	H	Ohio St.	0	7	52	A	Seattle U	0	3	110	N	UC Riverside	8	9	
				36	N	Colorado St.	0	7	69	N	Iowa St.	2	3	166	N	ETSU	5	6	
				41	N	UNLV	0	9	77	N	Maryland	13	8	169	N	Pacific	7	0	
				41	N	UNLV	5	3	77	N	Maryland	9	12	172	N	Cal Poly	3	7	
									94	N	Marshall	4	7	172	N	Cal Poly	6	4	
									99	N	North Ala.	1	2	183	A	Idaho St.	6	7	
														183	A	Idaho St.	1	2	
														194	A	San Diego	2	3	
														194	A	San Diego	3	2	
														202	N	North Dakota	6	3	
														202	N	North Dakota	4	5	
														210	N	Marist	6	1	
														220	A	Tennessee St.	5	4	
				LAST 10 GAMES															
				210	N	Marist	6	1	183	A	Idaho St.	1	2						
				220	A	Tennessee St.	5	4	202	N	North Dakota	4	5						
				169	N	Pacific	7	0	52	A	Seattle U	1	7						
				32	H	Ohio St.	0	7	202	N	North Dakota	6	3						
				183	A	Idaho St.	6	7	52	A	Seattle U	0	3						

Non-Div. I Games:

Portland St.

Average RPI Win:		166	WON-LOST	WINNING	LAST 10	STRENGTH OF		OPP. STRENGTH	TEAM	ADJ	CONF.	ADJ CONF.
Average RPI Loss:		65	RECORD	PCT. RANK	GAMES	SCHEDULE		OF SCHEDULE	RPI	RPI	RPI	RPI
DIV. I ONLY			6-21-0	.22222	263	3-7-0		41	46	174	.47722	172
DIV. I NON-CONF.			6-21-0	.22222	255	3-7-0		41	43	180	.47722	174
TOTALS		RPI 1-25	RPI 26-50		W-L RECORDS		RPI 51-100		RPI 101-150		RPI 150+	
6-21-0		0-6-0	1-4-0		OVERALL		0-7-0		1-2-0		4-2-0	
1-4-0		0-0-0	0-0-0		HOME		0-3-0		1-1-0		0-0-0	
1-2-0		0-1-0	0-0-0		AWAY		0-1-0		0-0-0		1-0-0	
4-15-0		0-5-0	1-4-0		NEUTRAL		0-3-0		0-1-0		3-2-0	
6-21-0		0-6-0	1-4-0		NON-CONFERENCE		0-7-0		1-2-0		4-2-0	
1-4-0		0-0-0	0-0-0		HOME		0-3-0		1-1-0		0-0-0	
1-2-0		0-1-0	0-0-		AWAY		0-1-0		0-0-0		1-0-0	
4-15-0		0-5-0	1-4-0		NEUTRAL		0-3-0		0-1-0		3-2-0	
0-0-0		0-0-0	0-0-0		CONFERENCE		0-0-0		0-0-0		0-0-0	
0-0-0		0-0-0	0-0-0		HOME		0-0-0		0-0-0		0-0-0	
0-0-0		0-0-0	0-0-0		AWAY		0-0-0		0-0-0		0-0-0	
0-0-0		0-0-0	0-0-0		NEUTRAL		0-0-0		0-0-0		0-0-0	
RPI S	Opponent	Score	RPI S	Opponent	Score	RPI S	Opponent	Score	RPI S	Opponent	Score	
4 N	Washington	2 4	29 N	Arizona St.	1 11	57 N	Fresno St.	0 8	114 N	San Diego St.	2 8	
14 N	Ole Miss	2 5	36 N	Colorado St.	2 1	66 A	Loyola Marymount	4 9	135 H	Utah St.	8 6	
15 N	Northwestern	2 6	40 N	Oregon St.	0 3	66 N	Loyola Marymount	6 7	135 H	Utah St.	0 4	
18 A	Stanford	5 13	44 N	Texas A&M	2 4	69 H	Iowa St.	2 4	171 N	Portland St.	4 6	
20 N	Illinois	1 9	47 N	North Dakota St.	0 8	69 H	Iowa St.	3 6	171 N	Portland St.	7 3	
20 N	Illinois	1 4				69 H	Iowa St.	2 8	194 A	San Diego	7 3	
						94 N	Marshall	5 6	201 N	Montana	2 4	
									216 N	California Baptist	3 1	
									246 N	Dartmouth	5 4	
LAST 10 GAMES												
20 N	Illinois	1 4	69 H	Iowa St.	2 8							
216 N	California Baptist	3 1	135 H	Utah St.	8 6							
246 N	Dartmouth	5 4	69 H	Iowa St.	3 6							
20 N	Illinois	1 9	69 H	Iowa St.	2 4							
66 A	Loyola Marymount	4 9	135 H	Utah St.	0 4							

Non-Div. I Games:

Cal Poly

Average RPI Win: 235		WON-LOST	WINNING	LAST 10	STRENGTH OF		OPP. STRENGTH	TEAM	ADJ	CONF.	ADJ CONF.
Average RPI Loss: 122		RECORD	PCT. RANK	GAMES	SCHEDULE		OF SCHEDULE	RPI	RPI	RPI	RPI
DIV. I ONLY		17-7-0	.70833	44	10-0-0		288	194	175	.47637	173
DIV. I NON-CONF.		10-6-0	.625	80	4-0-0		277	157	169	.48227	166
TOTALS		RPI 1-25	RPI 26-50		W-L RECORDS		RPI 51-100		RPI 101-150		RPI 150+
17-7-0	0-0-0		0-2-0		OVERALL		2-2-0		1-1-0		14-2-0
5-0-0	0-0-0		0-0-0		HOME		0-0-0		0-0-0		5-0-0
5-3-0	0-0-0		0-1-0		AWAY		0-1-0		0-1-0		5-0-0
7-4-0	0-0-0		0-1-0		NEUTRAL		2-1-0		1-0-0		4-2-0
10-6-0	0-0-0		0-2-0		NON-CONFERENCE		2-2-0		1-1-0		7-1-0
1-0-0	0-0-0		0-0-0		HOME		0-0-0		0-0-0		1-0-0
2-3-0	0-0-0		0-0-		AWAY		0-1-0		0-1-0		2-0-0
7-3-0	0-0-0		0-1-0		NEUTRAL		2-1-0		1-0-0		4-1-0
7-1-0	0-0-0		0-0-0		CONFERENCE		0-0-0		0-0-0		7-1-0
4-0-0	0-0-0		0-0-0		HOME		0-0-0		0-0-0		4-0-0
3-0-0	0-0-0		0-0-0		AWAY		0-0-0		0-0-0		3-0-0
0-1-0	0-0-0		0-0-0		NEUTRAL		0-0-0		0-0-0		0-1-0
RPI S	Opponent	Score	RPI S	Opponent	Score	RPI S	Opponent	Score	RPI S	Opponent	Score
			44 A	Texas A&M	0 8	64 N	Wichita St.	5 2	124 A	Southeastern La.	0 7
			50 N	Missouri St.	2 6	88 A	UT Arlington	1 2	140 N	SIUE	8 6
						88 N	UT Arlington	0 10	209 N	Abilene Christian	0 9
						97 N	UTSA	6 2	220 N	Tennessee St.	4 1
									241 A	A&M-Corpus Christi	5 4
									241 A	A&M-Corpus Christi	3 2
									249 N	Alabama St.	3 11
									254 A	Alcorn	3 1
									254 A	Alcorn	9 0
									254 A	Alcorn	9 7
									269 H	Jackson St.	11 1
									269 H	Jackson St.	8 1
									269 H	Jackson St.	9 3
									276 N	N.C. Central	13 2
									285 H	Delaware St.	5 4
									285 N	Delaware St.	4 1
									288 N	Howard	7 1
									294 H	Southern U.	5 1
			LAST 10 GAMES								
			254 A	Alcorn	3 1	254 A	Alcorn	9 7			
			88 N	UT Arlington	0 10	241 A	A&M-Corpus Christi	3 2			
			285 N	Delaware St.	4 1	269 H	Jackson St.	11 1			
			88 A	UT Arlington	1 2	269 H	Jackson St.	9 3			
			269 H	Jackson St.	8 1	254 A	Alcorn	9 0			

Non-Div. I Games:

Prairie View

Average RPI Win:		206	WON-LOST RECORD		WINNING PCT. RANK		LAST 10 GAMES		STRENGTH OF SCHEDULE		OPP. STRENGTH OF SCHEDULE		TEAM RPI		ADJ RPI		CONF. RPI		ADJ CONF. RPI				
DIV. I ONLY			13-15-0		.46429 161		2-8-0		204		90		171		.47418 174		26		26				
DIV. I NON-CONF.			13-15-0		.46429 159		2-8-0		209		88		175		.47418 180		25		25				
TOTALS		RPI 1-25		RPI 26-50		W-L RECORDS		RPI 51-100		RPI 101-150		RPI 150+											
13-15-0		0-2-0		0-2-0		OVERALL		1-7-0		1-2-0		11-2-0											
1-0-0		0-0-0		0-0-0		HOME		0-0-0		0-0-0		1-0-0											
0-6-0		0-0-0		0-2-0		AWAY		0-4-0		0-0-0		0-0-0											
12-9-0		0-2-0		0-0-0		NEUTRAL		1-3-0		1-2-0		10-2-0											
13-15-0		0-2-0		0-2-0		NON-CONFERENCE		1-7-0		1-2-0		11-2-0											
1-0-0		0-0-0		0-0-0		HOME		0-0-0		0-0-0		1-0-0											
0-6-0		0-0-0		0-0-		AWAY		0-4-0		0-0-0		0-0-0											
12-9-0		0-2-0		0-0-0		NEUTRAL		1-3-0		1-2-0		10-2-0											
0-0-0		0-0-0		0-0-0		CONFERENCE		0-0-0		0-0-0		0-0-0											
0-0-0		0-0-0		0-0-0		HOME		0-0-0		0-0-0		0-0-0											
0-0-0		0-0-0		0-0-0		AWAY		0-0-0		0-0-0		0-0-0											
0-0-0		0-0-0		0-0-0		NEUTRAL		0-0-0		0-0-0		0-0-0											
RPI	S	Opponent		Score		RPI	S	Opponent		Score		RPI	S	Opponent		Score							
3	N	UCLA		0	12	27	A	Arkansas		7	12	59	A	Cal St. Fullerton		1	3	114	N	San Diego St.		6	0
9	N	Tennessee		0	4	27	A	Arkansas		2	4	66	A	Loyola Marymount		1	2	115	N	DePaul		2	4
												66	A	Loyola Marymount		2	3	126	N	UIC		3	4
												69	N	Iowa St.		0	1	151	N	Col. of Charleston		0	1
												74	N	BYU		7	6	155	H	Massachusetts		3	1
												81	N	Long Beach St.		0	9	165	N	Northwestern St.		1	0
												82	N	Liberty		0	5	190	N	UConn		9	3
												92	A	Coastal Caro.		0	6	190	N	UConn		7	3
																		227	N	Bowling Green		9	3
																		227	N	Bowling Green		4	0
																		251	N	Robert Morris		4	0
																		259	N	Omaha		6	1
																		265	N	Siena		5	1
																		274	N	Iona		0	1
																		278	N	Rider		8	0
																		278	N	Rider		8	2
						LAST 10 GAMES																	
						190	N	UConn		9	3	69	N	Iowa St.		0	1	151	N	Col. of Charleston		0	1
						66	A	Loyola Marymount		2	3	115	N	DePaul		2	4	81	N	Long Beach St.		0	9
						265	N	Siena		5	1	59	A	Cal St. Fullerton		1	3						
						274	N	Iona		0	1												
						155	H	Massachusetts		3	1												

Non-Div. I Games:

Boston U.

Average RPI Win: 168		WON-LOST	WINNING	LAST 10	STRENGTH OF		OPP. STRENGTH	TEAM	ADJ		CONF.	ADJ CONF.		
Average RPI Loss: 102		RECORD	PCT. RANK	GAMES	SCHEDULE		OF SCHEDULE	RPI	RPI		RPI	RPI		
DIV. I ONLY		10-18-0	.35714	217	2-8-0		117	152	177	.47261	175	8	8	
DIV. I NON-CONF.		8-11-0	.42105	179	1-2-0		167	112	176	.47599	175	8	8	
TOTALS		RPI 1-25	RPI 26-50		W-L RECORDS		RPI 51-100		RPI 101-150		RPI 150+			
10-18-0	0-1-0	0-2-0		OVERALL		3-8-0		0-3-0		7-4-0				
7-8-0	0-0-0	0-1-0		HOME		2-4-0		0-1-0		5-2-0				
2-7-0	0-0-0	0-1-0		AWAY		1-4-0		0-0-0		1-2-0				
1-3-0	0-1-0	0-0-0		NEUTRAL		0-0-0		0-2-0		1-0-0				
8-11-0	0-1-0	0-2-0		NON-CONFERENCE		2-3-0		0-3-0		6-2-0				
6-6-0	0-0-0	0-1-0		HOME		1-2-0		0-1-0		5-2-0				
1-2-0	0-0-0	0-0-		AWAY		1-1-0		0-0-0		0-0-0				
1-3-0	0-1-0	0-0-0		NEUTRAL		0-0-0		0-2-0		1-0-0				
2-7-0	0-0-0	0-0-0		CONFERENCE		1-5-0		0-0-0		1-2-0				
1-2-0	0-0-0	0-0-0		HOME		1-2-0		0-0-0		0-0-0				
1-5-0	0-0-0	0-0-0		AWAY		0-3-0		0-0-0		1-2-0				
0-0-0	0-0-0	0-0-0		NEUTRAL		0-0-0		0-0-0		0-0-0				
RPI	S	Opponent	Score		RPI	S	Opponent	Score		RPI	S	Opponent	Score	
2	N	Oklahoma	0	13	31	H	South Carolina	1	9	58	A	Grand Canyon	6	5
					35	A	North Carolina	0	9	58	A	Grand Canyon	3	4
										62	H	NC State	2	12
										67	A	Western Ky.	0	5
										67	A	Western Ky.	2	11
										67	A	Western Ky.	0	3
										78	H	Ohio	6	8
										89	H	Elon	7	2
										94	H	Marshall	0	13
										94	H	Marshall	5	7
										94	H	Marshall	11	6

Non-Div. I Games:

Charlotte

Average RPI Win: 236		WON-LOST	WINNING	LAST 10	STRENGTH OF		OPP. STRENGTH	TEAM	ADJ	CONF.	ADJ CONF.
Average RPI Loss: 162		RECORD	PCT. RANK	GAMES	SCHEDULE		OF SCHEDULE	RPI	RPI	RPI	RPI
DIV. I ONLY		10-8-0	.55556	105	7-3-0		228	256	173	.47167	176
DIV. I NON-CONF.		9-8-0	.52941	125	6-3-0		235	254	188	.46422	191
TOTALS		RPI 1-25	RPI 26-50		W-L RECORDS		RPI 51-100		RPI 101-150		RPI 150+
10-8-0	0-0-0	0-0-0		OVERALL		0-2-0		0-2-0		10-4-0	
1-0-0	0-0-0	0-0-0		HOME		0-0-0		0-0-0		1-0-0	
5-1-0	0-0-0	0-0-0		AWAY		0-0-0		0-0-0		5-1-0	
4-7-0	0-0-0	0-0-0		NEUTRAL		0-2-0		0-2-0		4-3-0	
9-8-0	0-0-0	0-0-0		NON-CONFERENCE		0-2-0		0-2-0		9-4-0	
1-0-0	0-0-0	0-0-0		HOME		0-0-0		0-0-0		1-0-0	
4-1-0	0-0-0	0-0-		AWAY		0-0-0		0-0-0		4-1-0	
4-7-0	0-0-0	0-0-0		NEUTRAL		0-2-0		0-2-0		4-3-0	
1-0-0	0-0-0	0-0-0		CONFERENCE		0-0-0		0-0-0		1-0-0	
0-0-0	0-0-0	0-0-0		HOME		0-0-0		0-0-0		0-0-0	
1-0-0	0-0-0	0-0-0		AWAY		0-0-0		0-0-0		1-0-0	
0-0-0	0-0-0	0-0-0		NEUTRAL		0-0-0		0-0-0		0-0-0	
RPI S	Opponent	Score	RPI S	Opponent	Score	RPI S	Opponent	Score	RPI S	Opponent	Score
						71 N	North Florida	1 4	107 N	Middle Tenn.	2 4
						73 N	Purdue	8 10	129 N	Hofstra	0 2
									160 N	South Dakota	0 2
									186 H	Colgate	9 7
									223 A	George Mason	7 2
									224 N	Georgetown	6 3
									243 N	Drexel	2 0
									243 N	Drexel	6 5
									244 A	UMBC	11 3
									248 A	Mt. St. Mary's	4 2
									248 A	Mt. St. Mary's	5 2
									248 N	Mt. St. Mary's	4 9
									251 A	Robert Morris	5 4
									251 N	Robert Morris	8 3
									251 N	Robert Morris	1 5
									260 A	Norfolk St.	0 1
LAST 10 GAMES											
248 A	Mt. St. Mary's	5 2	248 A	Mt. St. Mary's	4 2						
251 A	Robert Morris	5 4	260 A	Norfolk St.	0 1						
251 N	Robert Morris	1 5	248 N	Mt. St. Mary's	4 9						
244 A	UMBC	11 3	243 N	Drexel	6 5						
251 N	Robert Morris	8 3	243 N	Drexel	2 0						

Non-Div. I Games:

Albany (NY)

Average RPI Win:	210	WON-LOST	WINNING	LAST 10	STRENGTH OF	OPP. STRENGTH	TEAM	ADJ	CONF.	ADJ CONF.	
Average RPI Loss:	116	RECORD	PCT. RANK	GAMES	SCHEDULE	OF SCHEDULE	RPI	RPI	RPI	RPI	
DIV. I ONLY	13-14-0	.48148	154	4-6-0	212	190	179	.47105	177	21	22
DIV. I NON-CONF.	11-10-0	.52381	127	2-2-0	243	223	189	.46875	186	22	22
<hr/>											
TOTALS	RPI 1-25	RPI 26-50		W-L RECORDS		RPI 51-100		RPI 101-150		RPI 150+	
13-14-0	0-0-0	0-4-0		OVERALL		1-2-0		1-1-0		11-7-0	
3-3-0	0-0-0	0-0-0		HOME		1-2-0		0-0-0		2-1-0	
3-6-0	0-0-0	0-3-0		AWAY		0-0-0		1-0-0		2-3-0	
7-5-0	0-0-0	0-1-0		NEUTRAL		0-0-0		0-1-0		7-3-0	
11-10-0	0-0-0	0-4-0		NON-CONFERENCE		0-0-0		1-1-0		10-5-0	
2-1-0	0-0-0	0-0-0		HOME		0-0-0		0-0-0		2-1-0	
2-4-0	0-0-0	0-0-		AWAY		0-0-0		1-0-0		1-1-0	
7-5-0	0-0-0	0-1-0		NEUTRAL		0-0-0		0-1-0		7-3-0	
2-4-0	0-0-0	0-0-0		CONFERENCE		1-2-0		0-0-0		1-2-0	
1-2-0	0-0-0	0-0-0		HOME		1-2-0		0-0-0		0-0-0	
1-2-0	0-0-0	0-0-0		AWAY		0-0-0		0-0-0		1-2-0	
0-0-0	0-0-0	0-0-0		NEUTRAL		0-0-0		0-0-0		0-0-0	
RPI	S	Opponent	Score	RPI	S	Opponent	Score	RPI	S	Opponent	Score
				31	A	South Carolina	0 3	70	H	Longwood	3 1
				31	N	South Carolina	1 15	70	H	Longwood	4 6
				42	A	Georgia	0 11	70	H	Longwood	2 4
				42	A	Georgia	0 11				
										122	A East Carolina
										19	0
										138	N UT Martin
										4	6
										152	A Campbell
										9	6
										152	A Campbell
										3	4
										152	A Campbell
										1	2
										153	A Ga. Southern
										10	7
										155	N Massachusetts
										1	2
										155	N Massachusetts
										2	3
										175	A Charlotte
										1	9
										203	H Binghamton
										2	7
										203	H Binghamton
										7	2
										203	H Binghamton
										11	5
										206	N Saint Francis (PA)
										4	5
										214	N Columbia
										5	4
										252	N Youngstown St.
										6	2
										259	N Omaha
										9	2
										261	N Buffalo
										3	2
										261	N Buffalo
										13	9
										287	N Savannah St.
										6	1
										287	N Savannah St.
										7	1
<hr/>											
				LAST 10 GAMES							
				70	H	Longwood	4 6	203	H	Binghamton	11 5
				175	A	Charlotte	1 9	203	H	Binghamton	2 7
				42	A	Georgia	0 11	70	H	Longwood	2 4
				152	A	Campbell	9 6	70	H	Longwood	3 1
				203	H	Binghamton	7 2	152	A	Campbell	3 4

Non-Div. I Games:

Winthrop

Average RPI Win:	200	WON-LOST	WINNING	LAST 10	STRENGTH OF	OPP. STRENGTH	TEAM	ADJ	CONF.	ADJ CONF.	
Average RPI Loss:	128	RECORD	PCT. RANK	GAMES	SCHEDULE	OF SCHEDULE	RPI	RPI	RPI	RPI	
DIV. I ONLY	12-13-0	.48	156	4-6-0	211	188	180	.47088	178	15	16
DIV. I NON-CONF.	10-11-0	.47619	153	2-4-0	176	211	168	.48112	167	16	16
<hr/>											
TOTALS	RPI 1-25	RPI 26-50		W-L RECORDS		RPI 51-100		RPI 101-150		RPI 150+	
12-13-0	0-0-0	0-0-0		OVERALL		2-5-0		0-4-0		10-4-0	
2-3-0	0-0-0	0-0-0		HOME		0-2-0		0-0-0		2-1-0	
6-6-0	0-0-0	0-0-0		AWAY		2-3-0		0-3-0		4-0-0	
4-4-0	0-0-0	0-0-0		NEUTRAL		0-0-0		0-1-0		4-3-0	
10-11-0	0-0-0	0-0-0		NON-CONFERENCE		2-3-0		0-4-0		8-4-0	
2-3-0	0-0-0	0-0-0		HOME		0-2-0		0-0-0		2-1-0	
4-4-0	0-0-0	0-0-		AWAY		2-1-0		0-3-0		2-0-0	
4-4-0	0-0-0	0-0-0		NEUTRAL		0-0-0		0-1-0		4-3-0	
2-2-0	0-0-0	0-0-0		CONFERENCE		0-2-0		0-0-0		2-0-0	
0-0-0	0-0-0	0-0-0		HOME		0-0-0		0-0-0		0-0-0	
2-2-0	0-0-0	0-0-0		AWAY		0-2-0		0-0-0		2-0-0	
0-0-0	0-0-0	0-0-0		NEUTRAL		0-0-0		0-0-0		0-0-0	
RPI	S	Opponent	Score	RPI	S	Opponent	Score	RPI	S	Opponent	Score
						83 A Eastern Ky.	4 9	113 N Rutgers		1 9	
						83 A Eastern Ky.	3 13	117 A Southern Miss.		6 8	
						90 H Bradley	6 7	127 A Samford		3 11	
						90 H Bradley	1 11	127 A Samford		8 12	
						93 A Chattanooga	2 10	154 N Kennesaw St.		6 5	
						99 A North Ala.	5 1	166 H ETSU		2 0	
						99 A North Ala.	3 2	166 H ETSU		0 1	
								180 N Indiana St.		5 6	
								195 N Toledo		4 7	
								197 A Western Ill.		7 0	
								197 N Western Ill.		2 0	
								199 N Houston Baptist		7 6	
								205 N Central Ark.		1 4	
								212 H Evansville		7 0	
								249 A Alabama St.		2 1	
								269 N Jackson St.		7 3	
								282 A Morehead St.		15 3	
								282 A Morehead St.		13 2	
				LAST 10 GAMES							
				212 H Evansville	7 0	127 A Samford	3 11				
				90 H Bradley	1 11	83 A Eastern Ky.	3 13				
				113 N Rutgers	1 9	166 H ETSU	0 1				
				197 A Western Ill.	7 0	99 A North Ala.	5 1				
				282 A Morehead St.	15 3	282 A Morehead St.	13 2				

Non-Div. I Games:

Tennessee Tech

Average RPI Win: 203		WON-LOST RECORD		WINNING PCT. RANK		LAST 10 GAMES		STRENGTH OF SCHEDULE		OPP. STRENGTH OF SCHEDULE		TEAM RPI		ADJ RPI		CONF. RPI		ADJ CONF. RPI	
DIV. I ONLY		11-18-0		.37931 204		4-6-0		96		240		176		.4701 179		21		22	
DIV. I NON-CONF.		8-15-0		.34783 217		1-3-0		58		241		177		.47246 181		22		22	
TOTALS		RPI 1-25		RPI 26-50		W-L RECORDS		RPI 51-100		RPI 101-150		RPI 150+							
11-18-0		0-2-0		0-2-0		OVERALL		0-4-0		1-2-0		10-8-0							
1-2-0		0-0-0		0-1-0		HOME		0-0-0		0-0-0		1-1-0							
5-6-0		0-2-0		0-0-0		AWAY		0-1-0		0-0-0		5-3-0							
5-10-0		0-0-0		0-1-0		NEUTRAL		0-3-0		1-2-0		4-4-0							
8-15-0		0-2-0		0-2-0		NON-CONFERENCE		0-4-0		1-2-0		7-5-0							
1-2-0		0-0-0		0-1-0		HOME		0-0-0		0-0-0		1-1-0							
2-3-0		0-2-0		0-0-		AWAY		0-1-0		0-0-0		2-0-0							
5-10-0		0-0-0		0-1-0		NEUTRAL		0-3-0		1-2-0		4-4-0							
3-3-0		0-0-0		0-0-0		CONFERENCE		0-0-0		0-0-0		3-3-0							
0-0-0		0-0-0		0-0-0		HOME		0-0-0		0-0-0		0-0-0							
3-3-0		0-0-0		0-0-0		AWAY		0-0-0		0-0-0		3-3-0							
0-0-0		0-0-0		0-0-0		NEUTRAL		0-0-0		0-0-0		0-0-0							
RPI	S	Opponent		Score		RPI	S	Opponent		Score		RPI	S	Opponent		Score			
17	A	Auburn		2	7	30	H	Virginia Tech		0	10	51	N	Louisville		0	1		
17	A	Auburn		2	5	41	N	UNLV		3	8	51	N	Louisville		0	6		
												69	N	Iowa St.		1	2		
												89	A	Elon		4	8		
												106	N	Appalachian St.		0	2		
												144	N	Austin Peay		4	3		
												144	N	Austin Peay		4	12		
												151	A	Col. of Charleston		5	1		
												156	A	UNCW		5	2		
												158	A	Gardner-Webb		10	2		
												158	A	Gardner-Webb		2	3		
												158	A	Gardner-Webb		2	1		
												163	N	UMass Lowell		1	2		
												185	N	Jacksonville		2	5		
												192	N	Mercer		8	3		
												213	N	Rhode Island		7	1		
												213	N	Rhode Island		3	4		
												230	A	Charleston So.		7	9		
												230	A	Charleston So.		1	2		
												230	A	Charleston So.		3	1		
												246	N	Dartmouth		0	7		
												260	H	Norfolk St.		8	3		
												260	H	Norfolk St.		0	1		
												288	N	Howard		15	4		
												288	N	Howard		16	3		
LAST 10 GAMES																			
17	A	Auburn		2	7	158	A	Gardner-Webb		2	3								
51	N	Louisville		0	6	158	A	Gardner-Webb		10	2								
260	H	Norfolk St.		8	3	260	H	Norfolk St.		0	1								
158	A	Gardner-Webb		2	1	230	A	Charleston So.		3	1								
230	A	Charleston So.		7	9	230	A	Charleston So.		1	2								

Non-Div. I Games:

Radford

Average RPI Win:		181	WON-LOST RECORD		WINNING PCT. RANK	LAST 10 GAMES	STRENGTH OF SCHEDULE		OPP. STRENGTH OF SCHEDULE	TEAM RPI	ADJ RPI	CONF. RPI	ADJ CONF. RPI				
Average RPI Loss:		102															
DIV. I ONLY			11-15-0		.42308	181	3-7-0		181	114	178	.47008	180	9	9		
DIV. I NON-CONF.			10-11-0		.47619	153	2-3-0		172	160	156	.48497	161	10	10		
TOTALS		RPI 1-25		RPI 26-50		W-L RECORDS		RPI 51-100		RPI 101-150		RPI 150+					
11-15-0		1-1-0		0-1-0		OVERALL		1-9-0		0-1-0		9-3-0					
2-5-0		0-0-0		0-0-0		HOME		1-4-0		0-0-0		1-1-0					
3-6-0		1-1-0		0-0-0		AWAY		0-5-0		0-0-0		2-0-0					
6-4-0		0-0-0		0-1-0		NEUTRAL		0-0-0		0-1-0		6-2-0					
10-11-0		1-1-0		0-1-0		NON-CONFERENCE		0-5-0		0-1-0		9-3-0					
1-1-0		0-0-0		0-0-0		HOME		0-0-0		0-0-0		1-1-0					
3-6-0		1-1-0		0-0-		AWAY		0-5-0		0-0-0		2-0-0					
6-4-0		0-0-0		0-1-0		NEUTRAL		0-0-0		0-1-0		6-2-0					
1-4-0		0-0-0		0-0-0		CONFERENCE		1-4-0		0-0-0		0-0-0					
1-4-0		0-0-0		0-0-0		HOME		1-4-0		0-0-0		0-0-0					
0-0-0		0-0-0		0-0-0		AWAY		0-0-0		0-0-0		0-0-0					
0-0-0		0-0-0		0-0-0		NEUTRAL		0-0-0		0-0-0		0-0-0					
RPI	S	Opponent		Score		RPI	S	Opponent		Score		RPI	S	Opponent		Score	
20	A	Illinois		4	7	33	N	Missouri		1	11	51	A	Louisville		0	3
20	A	Illinois		9	2							51	A	Louisville		1	7
												67	A	Western Ky.		7	9
												72	A	Memphis		2	3
												84	H	UNI		3	6
												84	H	UNI		3	10
												84	H	UNI		2	1
												93	A	Chattanooga		5	6
												96	H	Illinois St.		1	8
												96	H	Illinois St.		2	14

Non-Div. I Games:

Indiana St.

UTEP

Average RPI Win: 153		WON-LOST	WINNING	LAST 10	STRENGTH OF	OPP. STRENGTH	TEAM	ADJ	CONF.	ADJ CONF.				
Average RPI Loss: 98		RECORD	PCT. RANK	GAMES	SCHEDULE	OF SCHEDULE	RPI	RPI	RPI	RPI				
DIV. I ONLY		9-22-0	.29032	245	4-6-0	69	150	183	.46963	181	8	8		
DIV. I NON-CONF.		6-16-0	.27273	244	1-1-0	47	172	182	.47464	179	8	8		
<hr/>														
TOTALS		RPI 1-25	RPI 26-50		W-L RECORDS		RPI 51-100		RPI 101-150		RPI 150+			
9-22-0		0-2-0	0-1-0		OVERALL		1-10-0		4-5-0		4-4-0			
4-4-0		0-0-0	0-0-0		HOME		1-1-0		1-2-0		2-1-0			
1-10-0		0-2-0	0-1-0		AWAY		0-6-0		1-1-0		0-0-0			
4-8-0		0-0-0	0-0-0		NEUTRAL		0-3-0		2-2-0		2-3-0			
6-16-0		0-2-0	0-1-0		NON-CONFERENCE		1-7-0		3-3-0		2-3-0			
1-1-0		0-0-0	0-0-0		HOME		1-1-0		0-0-0		0-0-0			
1-7-0		0-2-0	0-0-		AWAY		0-3-0		1-1-0		0-0-0			
4-8-0		0-0-0	0-0-0		NEUTRAL		0-3-0		2-2-0		2-3-0			
3-6-0		0-0-0	0-0-0		CONFERENCE		0-3-0		1-2-0		2-1-0			
3-3-0		0-0-0	0-0-0		HOME		0-0-0		1-2-0		2-1-0			
0-3-0		0-0-0	0-0-0		AWAY		0-3-0		0-0-0		0-0-0			
0-0-0		0-0-0	0-0-0		NEUTRAL		0-0-0		0-0-0		0-0-0			
RPI	S	Opponent		Score	RPI	S	Opponent		Score	RPI	S	Opponent		Score
16	A	Texas Tech		8 16	41	A	UNLV		2 5	52	N	Seattle U		5 6
16	A	Texas Tech		0 10						56	A	North Texas		2 10
										56	A	North Texas		1 5
										56	A	North Texas		1 3
										74	N	BYU		4 19
										79	A	UC Davis		1 2
										79	A	UC Davis		1 4
										79	N	UC Davis		2 15
										86	A	New Mexico St.		3 12
										86	H	New Mexico St.		11 3
										86	H	New Mexico St.		4 12

Non-Div. I Games:

UTEP

Average RPI Win:	163	WON-LOST RECORD	WINNING PCT. RANK	LAST 10 GAMES	STRENGTH OF SCHEDULE	OPP. STRENGTH OF SCHEDULE	TEAM RPI	ADJ RPI	CONF. RPI	ADJ CONF. RPI	
Average RPI Loss:	135										
DIV. I ONLY	11-17-0	.39286	199	5-5-0	150	174	185	.46958	182	11	11
DIV. I NON-CONF.	9-16-0	.36	214	3-4-0	133	185	192	.46535	190	11	11
<hr/>											
TOTALS	RPI 1-25	RPI 26-50		W-L RECORDS	RPI 51-100		RPI 101-150		RPI 150+		
11-17-0	0-0-0	1-3-0		OVERALL	1-3-0		2-3-0		7-8-0		
7-11-0	0-0-0	1-3-0		HOME	1-0-0		0-1-0		5-7-0		
2-1-0	0-0-0	0-0-0		AWAY	0-0-0		0-0-0		2-1-0		
2-5-0	0-0-0	0-0-0		NEUTRAL	0-3-0		2-2-0		0-0-0		
<hr/>											
9-16-0	0-0-0	1-3-0		NON-CONFERENCE	1-3-0		2-3-0		5-7-0		
7-11-0	0-0-0	1-3-0		HOME	1-0-0		0-1-0		5-7-0		
0-0-0	0-0-0	0-0-		AWAY	0-0-0		0-0-0		0-0-0		
2-5-0	0-0-0	0-0-0		NEUTRAL	0-3-0		2-2-0		0-0-0		
<hr/>											
2-1-0	0-0-0	0-0-0		CONFERENCE	0-0-0		0-0-0		2-1-0		
0-0-0	0-0-0	0-0-0		HOME	0-0-0		0-0-0		0-0-0		
2-1-0	0-0-0	0-0-0		AWAY	0-0-0		0-0-0		2-1-0		
0-0-0	0-0-0	0-0-0		NEUTRAL	0-0-0		0-0-0		0-0-0		
<hr/>											
RPI S	Opponent	Score	RPI S	Opponent	Score	RPI S	Opponent	Score	RPI S	Opponent	Score
			39 H	UCF	1 9	53 N	Troy	0 14	128 N	Saint Joseph's	2 6
			39 H	UCF	1 6	75 N	Fla. Atlantic	0 3	138 H	UT Martin	1 8
			48 H	Louisiana Tech	0 8	75 N	Fla. Atlantic	2 10	143 N	Providence	7 2
			48 H	Louisiana Tech	3 2	77 H	Maryland	6 5	145 N	LIU Brooklyn	1 4
									150 N	Villanova	8 3
									155 H	Massachusetts	2 15
									155 H	Massachusetts	2 1
									180 H	Indiana St.	4 6
									180 H	Indiana St.	2 10
									185 A	Jacksonville	9 3
									185 A	Jacksonville	12 4
									185 A	Jacksonville	2 3
									196 H	Princeton	7 1
									198 H	Fairfield	1 3
									200 H	Bethune-Cookman	3 0
									202 H	North Dakota	3 6
									202 H	North Dakota	1 0
									202 H	North Dakota	4 9
									248 H	Mt. St. Mary's	5 0
									248 H	Mt. St. Mary's	8 9
			LAST 10 GAMES								
			75 N	Fla. Atlantic	0 3	48 H	Louisiana Tech	0 8			
			196 H	Princeton	7 1	180 H	Indiana St.	2 10			
			185 A	Jacksonville	9 3	75 N	Fla. Atlantic	2 10			
			155 H	Massachusetts	2 15	202 H	North Dakota	4 9			
			39 H	UCF	1 6	185 A	Jacksonville	12 4			

Non-Div. I Games:

Stetson

Average RPI Win: 188		WON-LOST RECORD		WINNING PCT. RANK		LAST 10 GAMES		STRENGTH OF SCHEDULE		OPP. STRENGTH OF SCHEDULE		TEAM RPI		ADJ RPI		CONF. RPI		ADJ CONF. RPI	
DIV. I ONLY		11-16-0		.40741 191		5-5-0		169		136		184		.46685 183		24		24	
DIV. I NON-CONF.		9-16-0		.36 214		3-5-0		161		147		198		.45885 198		23		23	
TOTALS		RPI 1-25		RPI 26-50		W-L RECORDS		RPI 51-100		RPI 101-150		RPI 150+							
11-16-0		0-3-0		0-2-0		OVERALL		2-3-0		1-3-0		8-5-0							
4-0-0		0-0-0		0-0-0		HOME		0-0-0		0-0-0		4-0-0							
1-5-0		0-2-0		0-1-0		AWAY		1-1-0		0-1-0		0-0-0							
6-11-0		0-1-0		0-1-0		NEUTRAL		1-2-0		1-2-0		4-5-0							
9-16-0		0-3-0		0-2-0		NON-CONFERENCE		2-3-0		1-3-0		6-5-0							
2-0-0		0-0-0		0-0-0		HOME		0-0-0		0-0-0		2-0-0							
1-5-0		0-2-0		0-0-		AWAY		1-1-0		0-1-0		0-0-0							
6-11-0		0-1-0		0-1-0		NEUTRAL		1-2-0		1-2-0		4-5-0							
2-0-0		0-0-0		0-0-0		CONFERENCE		0-0-0		0-0-0		2-0-0							
2-0-0		0-0-0		0-0-0		HOME		0-0-0		0-0-0		2-0-0							
0-0-0		0-0-0		0-0-0		AWAY		0-0-0		0-0-0		0-0-0							
0-0-0		0-0-0		0-0-0		NEUTRAL		0-0-0		0-0-0		0-0-0							
RPI	S	Opponent		Score		RPI	S	Opponent		Score		RPI	S	Opponent		Score			
4	A	Washington		0	6	32	N	Ohio St.		3	9	51	N	Louisville		3	0		
4	A	Washington		0	8	36	A	Colorado St.		0	16	52	N	Seattle U		1	6		
15	N	Northwestern		4	7							59	A	Cal St. Fullerton		2	3		
												66	N	Loyola Marymount		0	1		
												79	A	UC Davis		3	2		
														110 A UC Riverside		2	5		
														125 N Nebraska		0	5		
														125 N Nebraska		4	10		
														131 N Stony Brook		10	8		
														164 N Northern Ill.		0	9		
														169 N Pacific		3	5		
														171 H Portland St.		7	6		
														171 H Portland St.		2	1		
														181 N UTEP		3	1		
														245 N Saint Mary's (CA)		3	7		
														245 N Saint Mary's (CA)		6	3		
														253 H Utah Valley		8	6		
														253 H Utah Valley		5	0		
														261 N Buffalo		3	2		
														270 N Northern Ky.		0	3		
														270 N Northern Ky.		5	7		
														270 N Northern Ky.		2	1		
LAST 10 GAMES																			
						253	H	Utah Valley		8	6	110	A	UC Riverside		2	5		
						171	H	Portland St.		7	6	270	N	Northern Ky.		0	3		
						171	H	Portland St.		2	1	270	N	Northern Ky.		5	7		
						253	H	Utah Valley		5	0	4	A	Washington		0	8		
						270	N	Northern Ky.		2	1	32	N	Ohio St.		3	9		

Non-Div. I Games:

Idaho St.

Average RPI Win:	189	WON-LOST RECORD	WINNING PCT. RANK	LAST 10 GAMES	STRENGTH OF SCHEDULE	OPP. STRENGTH OF SCHEDULE	TEAM RPI	ADJ RPI	CONF. RPI	ADJ CONF. RPI	
DIV. I ONLY	11-14-0	.44	172	4-6-0	171	223	182	.4663	184	20	20
DIV. I NON-CONF.	9-13-0	.40909	183	2-5-0	183	231	201	.4556	204	20	20
<hr/>											
TOTALS	RPI 1-25	RPI 26-50		W-L RECORDS	RPI 51-100		RPI 101-150		RPI 150+		
11-14-0	0-0-0	0-3-0		OVERALL	2-4-0		2-1-0		7-6-0		
4-3-0	0-0-0	0-0-0		HOME	0-0-0		2-1-0		2-2-0		
0-1-0	0-0-0	0-1-0		AWAY	0-0-0		0-0-0		0-0-0		
7-10-0	0-0-0	0-2-0		NEUTRAL	2-4-0		0-0-0		5-4-0		
<hr/>											
9-13-0	0-0-0	0-3-0		NON-CONFERENCE	2-4-0		0-0-0		7-6-0		
2-2-0	0-0-0	0-0-0		HOME	0-0-0		0-0-0		2-2-0		
0-1-0	0-0-0	0-0-		AWAY	0-0-0		0-0-0		0-0-0		
7-10-0	0-0-0	0-2-0		NEUTRAL	2-4-0		0-0-0		5-4-0		
<hr/>											
2-1-0	0-0-0	0-0-0		CONFERENCE	0-0-0		2-1-0		0-0-0		
2-1-0	0-0-0	0-0-0		HOME	0-0-0		2-1-0		0-0-0		
0-0-0	0-0-0	0-0-0		AWAY	0-0-0		0-0-0		0-0-0		
0-0-0	0-0-0	0-0-0		NEUTRAL	0-0-0		0-0-0		0-0-0		
<hr/>											
RPI S	Opponent	Score	RPI S	Opponent	Score	RPI S	Opponent	Score	RPI S	Opponent	Score
			34 N	Indiana	2 6	56 N	North Texas	2 14	150 H	Villanova	7 6
			39 N	UCF	0 9	65 N	FGCU	0 8	150 H	Villanova	0 16
			41 A	UNLV	6 7	73 N	Purdue	0 7	150 H	Villanova	11 9
			81 N	Long Beach St.	2 11	155 N	Massachusetts	5 8			
			93 N	Chattanooga	8 2	165 N	Northwestern St.	4 3	188 H	Lehigh	4 8
			93 N	Chattanooga	7 6	165 N	Northwestern St.	5 3	188 H	Lehigh	5 4
						202 N	North Dakota	6 4	204 N	Eastern Ill.	3 4
						210 H	Marist	1 8	253 N	Utah Valley	3 11
						266 N	Central Conn. St.	9 11	284 N	Southern Utah	2 1
						291 N	Ark.-Pine Bluff	7 2	293 H	Saint Peter's	6 0
			LAST 10 GAMES			150 H	Villanova	11 9	73 N	Purdue	0 7
						293 H	Saint Peter's	7 6	93 N	Chattanooga	8 2
						210 H	Marist	0 8	65 N	FGCU	0 8
						188 H	Lehigh				
						188 H	Lehigh				

Non-Div. I Games:

Seton Hall

Average RPI Win:		180	WON-LOST RECORD		WINNING PCT. RANK		LAST 10 GAMES		STRENGTH OF SCHEDULE		OPP. STRENGTH OF SCHEDULE		TEAM RPI		ADJ RPI		CONF. RPI		ADJ CONF. RPI				
DIV. I ONLY			13-18-0		.41935 187		3-7-0		155		213		181		.46619 185		11		11				
DIV. I NON-CONF.			12-16-0		.42857 176		2-5-0		130		221		172		.47512 177		11		11				
TOTALS		RPI 1-25		RPI 26-50		W-L RECORDS		RPI 51-100		RPI 101-150		RPI 150+											
13-18-0		0-1-0		0-1-0		OVERALL		1-6-0		2-3-0		10-7-0											
12-12-0		0-1-0		0-1-0		HOME		1-1-0		2-2-0		9-7-0											
0-5-0		0-0-0		0-0-0		AWAY		0-5-0		0-0-0		0-0-0											
1-1-0		0-0-0		0-0-0		NEUTRAL		0-0-0		0-1-0		1-0-0											
12-16-0		0-1-0		0-1-0		NON-CONFERENCE		1-6-0		2-3-0		9-5-0											
11-10-0		0-1-0		0-1-0		HOME		1-1-0		2-2-0		8-5-0											
0-5-0		0-0-0		0-0-		AWAY		0-5-0		0-0-0		0-0-0											
1-1-0		0-0-0		0-0-0		NEUTRAL		0-0-0		0-1-0		1-0-0											
1-2-0		0-0-0		0-0-0		CONFERENCE		0-0-0		0-0-0		1-2-0											
1-2-0		0-0-0		0-0-0		HOME		0-0-0		0-0-0		1-2-0											
0-0-0		0-0-0		0-0-0		AWAY		0-0-0		0-0-0		0-0-0											
0-0-0		0-0-0		0-0-0		NEUTRAL		0-0-0		0-0-0		0-0-0											
RPI	S	Opponent		Score		RPI	S	Opponent		Score		RPI	S	Opponent		Score							
8	H	Florida		0 5		45	H	Georgia Tech		8 13		80	H	South Dakota St.		2 1							
												84	H	UNI		2 6							
												87	A	Jacksonville St.		5 7							
												87	A	Jacksonville St.		1 7							
												87	A	Jacksonville St.		4 9							
												92	A	Coastal Caro.		4 7							
												92	A	Coastal Caro.		1 3							
												103	H	USC Upstate		3 2							
												103	H	USC Upstate		0 4							
												143	H	Providence		6 0							
												144	N	Austin Peay		2 9							
												145	H	LIU Brooklyn		0 5							
												151	H	Col. of Charleston		5 4							
												156	H	UNCW		9 2							
												163	H	UMass Lowell		8 0							
												163	H	UMass Lowell		1 6							
												179	N	Radford		5 2							
												182	H	Stetson		3 9							
												182	H	Stetson		4 12							
												182	H	Stetson		3 2							
												186	H	Colgate		1 2							
												193	H	Harvard		2 3							
												193	H	Harvard		8 0							
												224	H	Georgetown		5 1							
												230	H	Charleston So.		8 0							
												256	H	Presbyterian		10 3							
												264	H	Cleveland St.		1 2							
												279	H	Holy Cross		1 2							
												279	H	Holy Cross		7 6							
LAST 10 GAMES																							
264 H Cleveland St.						1 2						182 H Stetson						4 12					
182 H Stetson						3 9						182 H Stetson						3 2					
103 H USC Upstate						3 2						87 A Jacksonville St.						5 7					
87 A Jacksonville St.						1 7						87 A Jacksonville St.						4 9					
279 H Holy Cross						7 6						103 H USC Upstate						0 4					

Non-Div. I Games:

Jacksonville

colgate

Colgate

Average RPI Win:	183	WON-LOST	WINNING	LAST 10	STRENGTH OF	OPP. STRENGTH	TEAM	ADJ	CONF.	ADJ CONF.			
Average RPI Loss:	136	RECORD	PCT. RANK	GAMES	SCHEDULE	OF SCHEDULE	RPI	RPI	RPI	RPI			
DIV. I ONLY	10-11-0	.47619	158	5-5-0	232	165	192	.46498	187	20	20		
DIV. I NON-CONF.	9-9-0	.5	138	4-3-0	189	184	163	.486	159	20	20		
<hr/>													
TOTALS	RPI 1-25	RPI 26-50		W-L RECORDS		RPI 51-100		RPI 101-150		RPI 150+			
10-11-0	0-0-0	0-0-0		OVERALL		2-5-0		0-1-0		8-5-0			
1-0-0	0-0-0	0-0-0		HOME		0-0-0		0-0-0		1-0-0			
4-6-0	0-0-0	0-0-0		AWAY		1-3-0		0-0-0		3-3-0			
5-5-0	0-0-0	0-0-0		NEUTRAL		1-2-0		0-1-0		4-2-0			
9-9-0	0-0-0	0-0-0		NON-CONFERENCE		2-5-0		0-1-0		7-3-0			
1-0-0	0-0-0	0-0-0		HOME		0-0-0		0-0-0		1-0-0			
3-4-0	0-0-0	0-0-		AWAY		1-3-0		0-0-0		2-1-0			
5-5-0	0-0-0	0-0-0		NEUTRAL		1-2-0		0-1-0		4-2-0			
1-2-0	0-0-0	0-0-0		CONFERENCE		0-0-0		0-0-0		1-2-0			
0-0-0	0-0-0	0-0-0		HOME		0-0-0		0-0-0		0-0-0			
1-2-0	0-0-0	0-0-0		AWAY		0-0-0		0-0-0		1-2-0			
0-0-0	0-0-0	0-0-0		NEUTRAL		0-0-0		0-0-0		0-0-0			
RPI	S	Opponent	Score	RPI	S	Opponent	Score	RPI	S	Opponent	Score		
						54 A	Southern Ill.	0	1	136 N	New Mexico	0	8
						54 A	Southern Ill.	2	1	159 A	UMKC	10	4
						56 N	North Texas	3	7	159 A	UMKC	4	7
						80 N	South Dakota St.	1	0	159 A	UMKC	4	1
						80 N	South Dakota St.	0	5	165 H	Northwestern St.	5	2
						86 A	New Mexico St.	1	9	181 N	UTEP	13	5
						86 A	New Mexico St.	4	11	181 N	UTEP	4	13
										212 N	Evansville	2	4
										224 A	Georgetown	14	5
										224 A	Georgetown	5	6
										224 A	Georgetown	4	5
										226 N	Saint Louis	5	4
										291 N	Ark.-Pine Bluff	10	0
										291 N	Ark.-Pine Bluff	9	0
<hr/>													
LAST 10 GAMES													
						159 A	UMKC	4	1	159 A	UMKC	10	4
						224 A	Georgetown	5	6	80 N	South Dakota St.	0	5
						224 A	Georgetown	4	5	159 A	UMKC	4	7
						224 A	Georgetown	14	5	54 A	Southern Ill.	2	1
						80 N	South Dakota St.	1	0	212 N	Evansville	2	4

Non-Div. I Games:

Creighton

L e h i g h

Lehigh

Average RPI Win: 111		WON-LOST	WINNING	LAST 10	STRENGTH OF		OPP. STRENGTH	TEAM	ADJ	CONF.	ADJ CONF.
Average RPI Loss: 82		RECORD	PCT. RANK	GAMES	SCHEDULE		OF SCHEDULE	RPI	RPI	RPI	RPI
DIV. I ONLY		4-25-0	.13793	282	1-9-0		15	124	193	.46453	189
DIV. I NON-CONF.		3-17-0	.15	269	0-2-0		16	114	185	.47145	183
TOTALS		RPI 1-25	RPI 26-50		W-L RECORDS		RPI 51-100		RPI 101-150		RPI 150+
4-25-0		0-2-0	0-7-0		OVERALL		1-6-0		2-9-0		1-1-0
0-4-0		0-0-0	0-3-0		HOME		0-1-0		0-0-0		0-0-0
1-11-0		0-2-0	0-2-0		AWAY		0-1-0		1-5-0		0-1-0
3-10-0		0-0-0	0-2-0		NEUTRAL		1-4-0		1-4-0		1-0-0
3-17-0		0-2-0	0-4-0		NON-CONFERENCE		1-6-0		1-4-0		1-1-0
0-1-0		0-0-0	0-0-0		HOME		0-1-0		0-0-0		0-0-0
0-6-0		0-2-0	0-0-		AWAY		0-1-0		0-0-0		0-1-0
3-10-0		0-0-0	0-2-0		NEUTRAL		1-4-0		1-4-0		1-0-0
1-8-0		0-0-0	0-3-0		CONFERENCE		0-0-0		1-5-0		0-0-0
0-3-0		0-0-0	0-3-0		HOME		0-0-0		0-0-0		0-0-0
1-5-0		0-0-0	0-0-0		AWAY		0-0-0		1-5-0		0-0-0
0-0-0		0-0-0	0-0-0		NEUTRAL		0-0-0		0-0-0		0-0-0
RPI S	Opponent	Score	RPI S	Opponent	Score	RPI S	Opponent	Score	RPI S	Opponent	Score
14 A	Ole Miss	3 4	30 H	Virginia Tech	2 10	64 N	Wichita St.	4 2	101 N	Nicholls St.	0 5
14 A	Ole Miss	1 6	30 H	Virginia Tech	1 9	64 N	Wichita St.	2 7	101 N	Nicholls St.	5 3
			30 H	Virginia Tech	0 18	73 N	Purdue	9 13	116 A	Duke	3 4
			39 A	UCF	1 9	78 H	Ohio	9 11	116 A	Duke	5 3
			39 A	UCF	0 2	82 A	Liberty	1 4	116 A	Duke	0 8
			46 N	Wisconsin	0 8	92 N	Coastal Caro.	3 11	125 N	Nebraska	2 16
			46 N	Wisconsin	0 8	92 N	Coastal Caro.	0 5	125 N	Nebraska	1 14
									132 A	Virginia	6 7
									132 A	Virginia	4 7
									132 A	Virginia	4 5
									149 N	Central Mich.	6 11
									151 A	Col. of Charleston	4 10
									161 N	Penn St.	2 0
LAST 10 GAMES											
132 A	Virginia	4 7	78 H	Ohio	9 11						
125 N	Nebraska	1 14	116 A	Duke	5 3						
30 H	Virginia Tech	2 10	116 A	Duke	0 8						
30 H	Virginia Tech	0 18	116 A	Duke	3 4						
30 H	Virginia Tech	1 9	82 A	Liberty	1 4						

Non-Div. I Games:

Pittsburgh

U
C
o
n
n

UConn

Average RPI Win:	171	WON-LOST	WINNING	LAST 10	STRENGTH OF	OPP. STRENGTH	TEAM	ADJ	CONF.	ADJ CONF.	
Average RPI Loss:	101	RECORD	PCT. RANK	GAMES	SCHEDULE	OF SCHEDULE	RPI	RPI	RPI	RPI	
DIV. I ONLY	9-13-0	.40909	190	4-6-0	193	107	190	.46312	191	9	9
DIV. I NON-CONF.	8-8-0	.5	138	3-1-0	241	127	187	.46842	188	10	10
TOTALS	RPI 1-25	RPI 26-50	W-L RECORDS	RPI 51-100	RPI 101-150	RPI 150+					
9-13-0	0-0-0	0-2-0	OVERALL	3-6-0	0-3-0	6-2-0					
0-0-0	0-0-0	0-0-0	HOME	0-0-0	0-0-0	0-0-0					
4-7-0	0-0-0	0-2-0	AWAY	3-5-0	0-0-0	1-0-0					
5-6-0	0-0-0	0-0-0	NEUTRAL	0-1-0	0-3-0	5-2-0					
8-8-0	0-0-0	0-2-0	NON-CONFERENCE	2-1-0	0-3-0	6-2-0					
0-0-0	0-0-0	0-0-0	HOME	0-0-0	0-0-0	0-0-0					
3-2-0	0-0-0	0-0-	AWAY	2-0-0	0-0-0	1-0-0					
5-6-0	0-0-0	0-0-0	NEUTRAL	0-1-0	0-3-0	5-2-0					
1-5-0	0-0-0	0-0-0	CONFERENCE	1-5-0	0-0-0	0-0-0					
0-0-0	0-0-0	0-0-0	HOME	0-0-0	0-0-0	0-0-0					
1-5-0	0-0-0	0-0-0	AWAY	1-5-0	0-0-0	0-0-0					
0-0-0	0-0-0	0-0-0	NEUTRAL	0-0-0	0-0-0	0-0-0					
RPI S	Opponent	Score	RPI S	Opponent	Score	RPI S	Opponent	Score	RPI S	Opponent	Score
			28 A	Mississippi St.	0 10	54 A	Southern Ill.	4 5	107 N	Middle Tenn.	1 4
			28 A	Mississippi St.	3 8	54 A	Southern Ill.	3 5	107 N	Middle Tenn.	2 4
						54 A	Southern Ill.	1 20	147 N	Bucknell	1 7
						55 N	SFA	2 6	151 N	Col. of Charleston	5 2
						60 A	Lipscomb	2 1	175 A	Charlotte	8 0
						62 A	NC State	4 0	196 N	Princeton	7 0
						90 A	Bradley	3 8	247 N	Wright St.	5 11
						90 A	Bradley	1 9	257 N	Wagner	6 7
						90 A	Bradley	5 3	257 N	Wagner	13 0
									261 N	Buffalo	2 0
									285 N	Delaware St.	12 1
LAST 10 GAMES											
			196 N	Princeton	7 0	90 A	Bradley	3 8			
			247 N	Wright St.	5 11	54 A	Southern Ill.	4 5			
			107 N	Middle Tenn.	2 4	54 A	Southern Ill.	3 5			
			28 A	Mississippi St.	0 10	54 A	Southern Ill.	1 20			
			28 A	Mississippi St.	3 8	90 A	Bradley	5 3			

Non-Div. I Games:

Valparaiso

Average RPI Win:		227	WON-LOST RECORD		WINNING PCT. RANK		LAST 10 GAMES		STRENGTH OF SCHEDULE		OPP. STRENGTH OF SCHEDULE		TEAM RPI		ADJ RPI		CONF. RPI		ADJ CONF. RPI				
Average RPI Loss:		97																					
DIV. I ONLY			13-20-0		.39394 198		3-7-0		162		186		191		.46297 192		14		14				
DIV. I NON-CONF.			13-20-0		.39394 194		3-7-0		169		196		193		.46297 192		14		14				
TOTALS		RPI 1-25		RPI 26-50		W-L RECORDS		RPI 51-100		RPI 101-150		RPI 150+											
13-20-0		0-4-0		0-2-0		OVERALL		0-6-0		1-2-0		12-6-0											
7-7-0		0-0-0		0-1-0		HOME		0-2-0		1-2-0		6-2-0											
1-5-0		0-3-0		0-1-0		AWAY		0-1-0		0-0-0		1-0-0											
5-8-0		0-1-0		0-0-0		NEUTRAL		0-3-0		0-0-0		5-4-0											
13-20-0		0-4-0		0-2-0		NON-CONFERENCE		0-6-0		1-2-0		12-6-0											
7-7-0		0-0-0		0-1-0		HOME		0-2-0		1-2-0		6-2-0											
1-5-0		0-3-0		0-0-		AWAY		0-1-0		0-0-0		1-0-0											
5-8-0		0-1-0		0-0-0		NEUTRAL		0-3-0		0-0-0		5-4-0											
0-0-0		0-0-0		0-0-0		CONFERENCE		0-0-0		0-0-0		0-0-0											
0-0-0		0-0-0		0-0-0		HOME		0-0-0		0-0-0		0-0-0											
0-0-0		0-0-0		0-0-0		AWAY		0-0-0		0-0-0		0-0-0											
0-0-0		0-0-0		0-0-0		NEUTRAL		0-0-0		0-0-0		0-0-0											
RPI	S	Opponent		Score		RPI	S	Opponent		Score		RPI	S	Opponent		Score							
8	A	Florida		2	10	34	H	Indiana		7	8	51	N	Louisville		0	14	113	H	Rutgers	2	1	
8	A	Florida		3	9	45	A	Georgia Tech		1	4	60	N	Lipscomb		5	6	113	H	Rutgers	4	8	
17	A	Auburn		2	10							60	N	Lipscomb		1	9	119	H	Loyola Chicago	0	9	
22	N	Tulsa		2	3							87	H	Jacksonville St.		0	15	153	H	Ga. Southern	5	4	
												91	H	Ball St.		5	6	157	N	Michigan St.	5	6	
												95	A	South Alabama		8	12	157	N	Michigan St.	5	6	
																		158	A	Gardner-Webb	5	4	
																		179	N	Radford	3	8	
																		190	H	UConn	1	6	
																		202	N	North Dakota	2	4	
																		208	H	Fordham	14	7	
																		218	N	Georgia St.	6	0	
																		239	H	Army West Point	6	8	
																		239	H	Army West Point	7	5	
																		242	H	Akron	11	7	
																		242	N	Akron	9	2	
																		247	N	Wright St.	13	6	
																		264	H	Cleveland St.	10	2	
																		275	H	N.C. A&T	5	0	
																		295	N	UMES	14	0	
																		297	N	South Carolina St.	14	2	
LAST 10 GAMES																							
				157	N	Michigan St.		5	6	8	A	Florida		2	10								
				208	H	Fordham		14	7	218	N	Georgia St.		6	0								
				158	A	Gardner-Webb		5	4	190	H	UConn		1	6								
				295	N	UMES		14	0	91	H	Ball St.		5	6								
				8	A	Florida		3	9	264	H	Cleveland St.		10	2								

Non-Div. I Games:

Mercer

Average RPI Win: 180		WON-LOST	WINNING	LAST 10	STRENGTH OF		OPP. STRENGTH	TEAM	ADJ	CONF.	ADJ CONF.
Average RPI Loss: 144		RECORD	PCT. RANK	GAMES	SCHEDULE		OF SCHEDULE	RPI	RPI	RPI	RPI
DIV. I ONLY		7-12-0	.36842	210	2-8-0		142	228	194	.46214	193
DIV. I NON-CONF.		6-10-0	.375	203	1-6-0		144	181	190	.46609	189
TOTALS		RPI 1-25	RPI 26-50		W-L RECORDS		RPI 51-100		RPI 101-150		RPI 150+
7-12-0	0-1-0	0-0-0		OVERALL		1-3-0		2-2-0		4-6-0	
1-0-0	0-0-0	0-0-0		HOME		0-0-0		1-0-0		0-0-0	
3-5-0	0-0-0	0-0-0		AWAY		1-1-0		0-0-0		2-4-0	
3-7-0	0-1-0	0-0-0		NEUTRAL		0-2-0		1-2-0		2-2-0	
6-10-0	0-1-0	0-0-0		NON-CONFERENCE		1-3-0		2-2-0		3-4-0	
1-0-0	0-0-0	0-0-0		HOME		0-0-0		1-0-0		0-0-0	
2-3-0	0-0-0	0-0-		AWAY		1-1-0		0-0-0		1-2-0	
3-7-0	0-1-0	0-0-0		NEUTRAL		0-2-0		1-2-0		2-2-0	
1-2-0	0-0-0	0-0-0		CONFERENCE		0-0-0		0-0-0		1-2-0	
0-0-0	0-0-0	0-0-0		HOME		0-0-0		0-0-0		0-0-0	
1-2-0	0-0-0	0-0-0		AWAY		0-0-0		0-0-0		1-2-0	
0-0-0	0-0-0	0-0-0		NEUTRAL		0-0-0		0-0-0		0-0-0	
RPI S	Opponent	Score		RPI S	Opponent	Score		RPI S	Opponent	Score	
23 N	Boise St.	0 6						59 A	Cal St. Fullerton	4 3	
								66 A	Loyola Marymount	2 3	
								69 N	Iowa St.	5 7	
								81 N	Long Beach St.	0 8	
								115 N	DePaul	0 5	
								128 N	Saint Joseph's	6 5	
								145 N	LIU Brooklyn	0 2	
								147 H	Bucknell	9 8	
								151 N	Col. of Charleston	8 9	
								185 A	Jacksonville	0 8	
								185 A	Jacksonville	3 2	
								219 A	Penn	8 7	
								219 A	Penn	2 12	
								219 A	Penn	2 3	
								224 A	Georgetown	0 3	
								235 N	Delaware	3 2	
								235 N	Delaware	1 6	
								288 N	Howard	10 2	
LAST 10 GAMES											
219 A	Penn	8 7		66 A	Loyola Marymount	2 3					
288 N	Howard	10 2		23 N	Boise St.	0 6					
235 N	Delaware	3 2		81 N	Long Beach St.	0 8					
219 A	Penn	2 3		115 N	DePaul	0 5					
219 A	Penn	2 12		69 N	Iowa St.	5 7					

Non-Div. I Games:

Harvard

S
a
n
D
i
e
g
o

San Diego

T
o
l
e
d
o

Toledo					Through Games Of March 24, 2019																						
Average RPI Win: 189		WON-LOST RECORD	WINNING PCT. RANK		LAST 10 GAMES	STRENGTH OF SCHEDULE	OPP. STRENGTH OF SCHEDULE	TEAM RPI	ADJ RPI		CONF. RPI	ADJ CONF. RPI															
Average RPI Loss: 97																											
DIV. I ONLY		9-17-0	.34615	222	2-8-0	168	71	197	.45915	195	17	17															
DIV. I NON-CONF.		8-15-0	.34783	217	1-6-0	127	82	186	.46871	187	18	18															
<hr/>																											
TOTALS		RPI 1-25		RPI 26-50		W-L RECORDS		RPI 51-100		RPI 101-150		RPI 150+															
9-17-0		0-2-0		0-5-0		OVERALL		0-2-0		2-3-0		7-5-0															
1-2-0		0-0-0		0-0-0		HOME		0-0-0		1-2-0		0-0-0															
0-3-0		0-0-0		0-2-0		AWAY		0-1-0		0-0-0		0-0-0															
8-12-0		0-2-0		0-3-0		NEUTRAL		0-1-0		1-1-0		7-5-0															
<hr/>																											
8-15-0		0-2-0		0-5-0		NON-CONFERENCE		0-2-0		1-1-0		7-5-0															
0-0-0		0-0-0		0-0-0		HOME		0-0-0		0-0-0		0-0-0															
0-3-0		0-0-0		0-0-		AWAY		0-1-0		0-0-0		0-0-0															
8-12-0		0-2-0		0-3-0		NEUTRAL		0-1-0		1-1-0		7-5-0															
<hr/>																											
1-2-0		0-0-0		0-0-0		CONFERENCE		0-0-0		1-2-0		0-0-0															
1-2-0		0-0-0		0-0-0		HOME		0-0-0		1-2-0		0-0-0															
0-0-0		0-0-0		0-0-0		AWAY		0-0-0		0-0-0		0-0-0															
0-0-0		0-0-0		0-0-0		NEUTRAL		0-0-0		0-0-0		0-0-0															
<hr/>																											
RPI	S	Opponent		Score		RPI	S	Opponent		Score		RPI	S	Opponent		Score											
1	N	Florida St.		4	5	26	N	Drake		0	7	61	N	Southeast Mo. St.		5	7										
15	N	Northwestern		2	11	26	N	Drake		10	11	84	A	UNI		0	5										
						34	A	Indiana		6	9							109	H	Kent St.		6	8				
						39	A	UCF		1	2							109	H	Kent St.		1	6				
						48	N	Louisiana Tech		0	8							109	H	Kent St.		5	2				
																		121	N	St. John's (NY)		9	8				
																		128	N	Saint Joseph's		5	8				
																		154	N	Kennesaw St.		4	3				
																		161	N	Penn St.		2	8				
																		178	N	Tennessee Tech		7	4				
																		180	N	Indiana St.		1	5				
																		186	N	Colgate		0	1				
																		206	N	Saint Francis (PA)		11	0				
																		206	N	Saint Francis (PA)		7	9				
																		211	N	Dayton		6	5				
																		226	N	Saint Louis		4	0				
																		239	N	Army West Point		2	5				
																		246	N	Dartmouth		4	3				
																		246	N	Dartmouth		5	4				
<hr/>																											
						LAST 10 GAMES																					
						109 H Kent St.						5	2	34 A Indiana						6	9						
						109 H Kent St.						6	8	206 N Saint Francis (PA)						11	0						
						109 H Kent St.						1	6	161 N Penn St.						2	8						
						206 N Saint Francis (PA)						7	9	128 N Saint Joseph's						5	8						
						15 N Northwestern						2	11	186 N Colgate						0	1						

T
o
l
e
d
o

Non-Div. I Games:

Toledo

Average RPI Win:		204	WON-LOST RECORD		WINNING PCT. RANK		LAST 10 GAMES		STRENGTH OF SCHEDULE		OPP. STRENGTH OF SCHEDULE		TEAM RPI		ADJ RPI		CONF. RPI		ADJ CONF. RPI				
Average RPI Loss:		104																					
DIV. I ONLY			5-13-0		.27778 251		4-6-0		83		154		196		.45855 196		29		29				
DIV. I NON-CONF.			3-12-0		.2 260		2-5-0		46		131		202		.45699 201		29		28				
TOTALS		RPI 1-25		RPI 26-50		W-L RECORDS		RPI 51-100		RPI 101-150		RPI 150+											
5-13-0		0-1-0		0-5-0		OVERALL		0-2-0		1-1-0		4-4-0											
3-1-0		0-0-0		0-0-0		HOME		0-0-0		1-0-0		2-1-0											
0-5-0		0-0-0		0-3-0		AWAY		0-1-0		0-0-0		0-1-0											
2-7-0		0-1-0		0-2-0		NEUTRAL		0-1-0		0-1-0		2-2-0											
3-12-0		0-1-0		0-5-0		NON-CONFERENCE		0-2-0		1-1-0		2-3-0											
1-0-0		0-0-0		0-0-0		HOME		0-0-0		1-0-0		0-0-0											
0-5-0		0-0-0		0-0-		AWAY		0-1-0		0-0-0		0-1-0											
2-7-0		0-1-0		0-2-0		NEUTRAL		0-1-0		0-1-0		2-2-0											
2-1-0		0-0-0		0-0-0		CONFERENCE		0-0-0		0-0-0		2-1-0											
2-1-0		0-0-0		0-0-0		HOME		0-0-0		0-0-0		2-1-0											
0-0-0		0-0-0		0-0-0		AWAY		0-0-0		0-0-0		0-0-0											
0-0-0		0-0-0		0-0-0		NEUTRAL		0-0-0		0-0-0		0-0-0											
RPI	S	Opponent		Score		RPI	S	Opponent		Score		RPI	S	Opponent		Score							
6	N	Texas		2	15	29	A	Arizona St.		5	14	71	N	North Florida		1	9	111	H	Towson	8	0	
						29	A	Arizona St.		5	20	82	A	Liberty		0	12	147	N	Bucknell	0	3	
						39	A	UCF		1	8							182	A	Stetson	1	7	
						46	N	Wisconsin		1	4							191	N	Valparaiso	0	7	
						46	N	Wisconsin		2	11							217	H	Yale	8	0	
																		217	H	Yale	2	0	
																		217	H	Yale	1	4	
																		229	N	Butler	6	4	
																		247	N	Wright St.	8	0	
																		261	N	Buffalo	4	9	
						LAST 10 GAMES																	
						217	H	Yale		8	0	217	H	Yale		2	0						
						82	A	Liberty		0	12	39	A	UCF		1	8						
						191	N	Valparaiso		0	7	111	H	Towson		8	0						
						182	A	Stetson		1	7	71	N	North Florida		1	9						
						217	H	Yale		1	4	261	N	Buffalo		4	9						

Non-Div. I Games:

Princeton

Average RPI Win:	193	WON-LOST RECORD	WINNING PCT. RANK	LAST 10 GAMES	STRENGTH OF SCHEDULE	OPP. STRENGTH OF SCHEDULE	TEAM RPI	ADJ RPI	CONF. RPI	ADJ CONF. RPI		
DIV. I ONLY		7-14-0	.33333	228	3-7-0	127	226	199	.45799	197	18	19
DIV. I NON-CONF.		6-12-0	.33333	222	2-5-0	122	222	205	.4574	200	19	19
<hr/>												
TOTALS	RPI 1-25	RPI 26-50		W-L RECORDS		RPI 51-100		RPI 101-150		RPI 150+		
7-14-0	0-0-0	0-2-0		OVERALL		1-4-0		0-0-0		6-8-0		
1-3-0	0-0-0	0-0-0		HOME		0-0-0		0-0-0		1-3-0		
1-6-0	0-0-0	0-2-0		AWAY		1-2-0		0-0-0		0-2-0		
5-5-0	0-0-0	0-0-0		NEUTRAL		0-2-0		0-0-0		5-3-0		
6-12-0	0-0-0	0-2-0		NON-CONFERENCE		1-4-0		0-0-0		5-6-0		
0-1-0	0-0-0	0-0-0		HOME		0-0-0		0-0-0		0-1-0		
1-6-0	0-0-0	0-0-		AWAY		1-2-0		0-0-0		0-2-0		
5-5-0	0-0-0	0-0-0		NEUTRAL		0-2-0		0-0-0		5-3-0		
1-2-0	0-0-0	0-0-0		CONFERENCE		0-0-0		0-0-0		1-2-0		
1-2-0	0-0-0	0-0-0		HOME		0-0-0		0-0-0		1-2-0		
0-0-0	0-0-0	0-0-0		AWAY		0-0-0		0-0-0		0-0-0		
0-0-0	0-0-0	0-0-0		NEUTRAL		0-0-0		0-0-0		0-0-0		
RPI	S	Opponent	Score	RPI	S	Opponent	Score	RPI	S	Opponent	Score	
42	A	Georgia	0 9	67	A	Western Ky.	3 5	159	N	UMKC	1 9	
42	A	Georgia	0 6	67	A	Western Ky.	6 7	160	H	South Dakota	2 3	
				67	A	Western Ky.	3 1	160	H	South Dakota	3 4	
				83	N	Eastern Ky.	3 4	160	H	South Dakota	6 3	
				89	N	Elon	3 6	178	H	Tennessee Tech	0 7	
								178	N	Tennessee Tech	0 2	
								200	A	Bethune-Cookman	0 2	
								200	A	Bethune-Cookman	1 2	
								221	N	IUPUI	4 2	
								221	N	IUPUI	8 4	
								227	N	Bowling Green	8 0	
								227	N	Bowling Green	4 3	
								229	N	Butler	7 1	
								250	N	Green Bay	3 4	
<hr/>												
LAST 10 GAMES												
227	N	Bowling Green	8 0	67	A	Western Ky.	3 1					
83	N	Eastern Ky.	3 4	160	H	South Dakota	6 3					
178	H	Tennessee Tech	0 7	160	H	South Dakota	3 4					
160	H	South Dakota	2 3	200	A	Bethune-Cookman	0 2					
200	A	Bethune-Cookman	1 2	42	A	Georgia	0 9					

Non-Div. I Games:

Western Ill.

Average RPI Win: 196		WON-LOST	WINNING	LAST 10	STRENGTH OF		OPP. STRENGTH	TEAM	ADJ	CONF.	ADJ CONF.
Average RPI Loss: 182		RECORD	PCT. RANK	GAMES	SCHEDULE		OF SCHEDULE	RPI	RPI	RPI	RPI
DIV. I ONLY		12-9-0	.57143	100	4-6-0		266	230	188	.45693	198
DIV. I NON-CONF.		12-9-0	.57143	102	4-6-0		274	233	191	.45693	202
TOTALS		RPI 1-25	RPI 26-50		W-L RECORDS		RPI 51-100		RPI 101-150		RPI 150+
12-9-0	0-0-0	0-0-0		OVERALL		1-2-0		2-3-0		9-4-0	
0-0-0	0-0-0	0-0-0		HOME		0-0-0		0-0-0		0-0-0	
7-4-0	0-0-0	0-0-0		AWAY		1-0-0		0-3-0		6-1-0	
5-5-0	0-0-0	0-0-0		NEUTRAL		0-2-0		2-0-0		3-3-0	
12-9-0	0-0-0	0-0-0		NON-CONFERENCE		1-2-0		2-3-0		9-4-0	
0-0-0	0-0-0	0-0-0		HOME		0-0-0		0-0-0		0-0-0	
7-4-0	0-0-0	0-0-		AWAY		1-0-0		0-3-0		6-1-0	
5-5-0	0-0-0	0-0-0		NEUTRAL		0-2-0		2-0-0		3-3-0	
0-0-0	0-0-0	0-0-0		CONFERENCE		0-0-0		0-0-0		0-0-0	
0-0-0	0-0-0	0-0-0		HOME		0-0-0		0-0-0		0-0-0	
0-0-0	0-0-0	0-0-0		AWAY		0-0-0		0-0-0		0-0-0	
0-0-0	0-0-0	0-0-0		NEUTRAL		0-0-0		0-0-0		0-0-0	
RPI S	Opponent	Score	RPI S	Opponent	Score	RPI S	Opponent	Score	RPI S	Opponent	Score
						75 N	Fla. Atlantic	4 12	131 A	Stony Brook	1 6
						77 A	Maryland	6 5	131 A	Stony Brook	2 5
						98 N	UNC Greensboro	1 9	138 N	UT Martin	3 2
									148 N	George Washington	6 5
									150 A	Villanova	5 9
									152 A	Campbell	10 1
									182 A	Stetson	3 1
									200 N	Bethune-Cookman	3 1
									200 N	Bethune-Cookman	11 0
									217 A	Yale	3 0
									236 A	Hartford	6 5
									236 A	Hartford	10 0
									255 N	Bryant	1 6
									255 N	Bryant	2 7
									258 N	Oakland	6 7
									285 A	Delaware St.	9 2
									285 A	Delaware St.	1 2
									286 N	La Salle	10 1
LAST 10 GAMES											
						236 A	Hartford	10 0	131 A	Stony Brook	1 6
						236 A	Hartford	6 5	255 N	Bryant	1 6
						286 N	La Salle	10 1	131 A	Stony Brook	2 5
						258 N	Oakland	6 7	255 N	Bryant	2 7
						285 A	Delaware St.	1 2	285 A	Delaware St.	9 2

Non-Div. I Games:

Fairfield

Average RPI Win:	209	WON-LOST RECORD	WINNING PCT. RANK	LAST 10 GAMES	STRENGTH OF SCHEDULE	OPP. STRENGTH OF SCHEDULE	TEAM RPI	ADJ RPI	CONF. RPI	ADJ CONF. RPI	
Average RPI Loss:	117										
DIV. I ONLY	13-12-0	.52	132	4-6-0	272	134	206	.45628	199	19	18
DIV. I NON-CONF.	10-4-0	.71429	46	1-0-0	286	149	144	.49478	146	15	15
<hr/>											
TOTALS	RPI 1-25	RPI 26-50		W-L RECORDS	RPI 51-100		RPI 101-150		RPI 150+		
13-12-0	0-1-0	0-0-0		OVERALL	2-3-0		2-4-0		9-4-0		
1-2-0	0-0-0	0-0-0		HOME	0-0-0		1-2-0		0-0-0		
7-9-0	0-1-0	0-0-0		AWAY	2-3-0		1-2-0		4-3-0		
5-1-0	0-0-0	0-0-0		NEUTRAL	0-0-0		0-0-0		5-1-0		
<hr/>											
10-4-0	0-1-0	0-0-0		NON-CONFERENCE	2-0-0		1-2-0		7-1-0		
0-0-0	0-0-0	0-0-0		HOME	0-0-0		0-0-0		0-0-0		
5-3-0	0-1-0	0-0-		AWAY	2-0-0		1-2-0		2-0-0		
5-1-0	0-0-0	0-0-0		NEUTRAL	0-0-0		0-0-0		5-1-0		
<hr/>											
3-8-0	0-0-0	0-0-0		CONFERENCE	0-3-0		1-2-0		2-3-0		
1-2-0	0-0-0	0-0-0		HOME	0-0-0		1-2-0		0-0-0		
2-6-0	0-0-0	0-0-0		AWAY	0-3-0		0-0-0		2-3-0		
0-0-0	0-0-0	0-0-0		NEUTRAL	0-0-0		0-0-0		0-0-0		
<hr/>											
RPI S	Opponent	Score	RPI S	Opponent	Score	RPI S	Opponent	Score	RPI S	Opponent	Score
6 A	Texas	0 8				55 A	SFA	1 3	117 A	Southern Miss.	1 9
						55 A	SFA	0 3	117 A	Southern Miss.	0 9
						55 A	SFA	3 5	124 H	Southeastern La.	2 5
						88 A	UT Arlington	6 5	124 H	Southeastern La.	3 4
						97 A	UTSA	7 0	124 H	Southeastern La.	7 4
									127 A	Samford	6 2
									165 A	Northwestern St.	0 8
									165 A	Northwestern St.	3 9
									178 N	Tennessee Tech	6 7
									212 N	Evansville	6 2
									231 A	Texas Southern	4 2
									231 A	Texas Southern	6 2
									241 A	A&M-Corpus Christi	2 3
									241 A	A&M-Corpus Christi	3 0
									241 A	A&M-Corpus Christi	4 2
									269 N	Jackson St.	5 3
									269 N	Jackson St.	4 0
									291 N	Ark.-Pine Bluff	4 0
									291 N	Ark.-Pine Bluff	9 2
<hr/>											
			LAST 10 GAMES								
			241 A	A&M-Corpus Christi	4 2	55 A	SFA	3 5			
			165 A	Northwestern St.	3 9	231 A	Texas Southern	4 2			
			117 A	Southern Miss.	0 9	55 A	SFA	0 3			
			124 H	Southeastern La.	2 5	55 A	SFA	1 3			
			241 A	A&M-Corpus Christi	3 0	88 A	UT Arlington	6 5			

Non-Div. I Games:

Houston Baptist

Average RPI Win:	204	WON-LOST RECORD	WINNING PCT. RANK	LAST 10 GAMES	STRENGTH OF SCHEDULE	OPP. STRENGTH OF SCHEDULE	TEAM RPI	ADJ RPI	CONF. RPI	ADJ CONF. RPI	
Average RPI Loss:	118										
DIV. I ONLY		12-22-0	.35294 221	5-5-0	153	199	205	.45591 200	32	32	
DIV. I NON-CONF.		9-22-0	.29032 241	2-5-0	98	173	209	.45594 203	32	32	
<hr/>											
TOTALS	RPI 1-25	RPI 26-50		W-L RECORDS	RPI 51-100		RPI 101-150		RPI 150+		
12-22-0	0-1-0	1-4-0		OVERALL	0-5-0		2-6-0		9-6-0		
4-3-0	0-0-0	0-0-0		HOME	0-2-0		0-0-0		4-1-0		
3-2-0	0-0-0	0-0-0		AWAY	0-1-0		0-0-0		3-1-0		
5-17-0	0-1-0	1-4-0		NEUTRAL	0-2-0		2-6-0		2-4-0		
<hr/>											
9-22-0	0-1-0	1-4-0		NON-CONFERENCE	0-5-0		2-6-0		6-6-0		
4-3-0	0-0-0	0-0-0		HOME	0-2-0		0-0-0		4-1-0		
0-2-0	0-0-0	0-0-		AWAY	0-1-0		0-0-0		0-1-0		
5-17-0	0-1-0	1-4-0		NEUTRAL	0-2-0		2-6-0		2-4-0		
<hr/>											
3-0-0	0-0-0	0-0-0		CONFERENCE	0-0-0		0-0-0		3-0-0		
0-0-0	0-0-0	0-0-0		HOME	0-0-0		0-0-0		0-0-0		
3-0-0	0-0-0	0-0-0		AWAY	0-0-0		0-0-0		3-0-0		
0-0-0	0-0-0	0-0-0		NEUTRAL	0-0-0		0-0-0		0-0-0		
<hr/>											
RPI S	Opponent	Score	RPI S	Opponent	Score	RPI S	Opponent	Score	RPI S	Opponent	Score
12 N	Kentucky	2 10	29 N	Arizona St.	1 4	59 N	Cal St. Fullerton	0 4	107 N	Middle Tenn.	2 6
			34 N	Indiana	1 2	75 A	Fla. Atlantic	3 6	121 N	St. John's (NY)	3 6
			36 N	Colorado St.	0 7	77 N	Maryland	2 3	128 N	Saint Joseph's	1 3
			42 N	Georgia	0 12	91 H	Ball St.	0 2	132 N	Virginia	5 4
			43 N	Oregon	5 3	91 H	Ball St.	0 1	138 N	UT Martin	1 2
									143 N	Providence	1 6
									145 N	LIU Brooklyn	5 0
									150 N	Villanova	1 8
									170 N	Kansas	3 1
									182 A	Stetson	0 3
									190 H	UConn	0 8
									197 H	Western Ill.	2 1
									197 H	Western Ill.	2 0
									198 N	Fairfield	0 11
									198 N	Fairfield	1 3
									203 N	Binghamton	2 1
									219 N	Penn	1 5
									248 H	Mt. St. Mary's	8 4
									248 H	Mt. St. Mary's	5 2
									281 N	Incarnate Word	0 4
									287 A	Savannah St.	7 0
									287 A	Savannah St.	8 4
									287 A	Savannah St.	7 5
<hr/>											
			LAST 10 GAMES								
			287 A	Savannah St.	7 5	248 H	Mt. St. Mary's	5 2			
			287 A	Savannah St.	8 4	91 H	Ball St.	0 2			
			287 A	Savannah St.	7 0	197 H	Western Ill.	2 1			
			219 N	Penn	1 5	190 H	UConn	0 8			
			12 N	Kentucky	2 10	197 H	Western Ill.	2 0			

Non-Div. I Games:

Bethune-Cookman

Average RPI Win: 210		WON-LOST RECORD		WINNING PCT. RANK		LAST 10 GAMES		STRENGTH OF SCHEDULE		OPP. STRENGTH OF SCHEDULE		TEAM RPI		ADJ RPI		CONF. RPI		ADJ CONF. RPI					
DIV. I ONLY		10-21-0		.32258 232		5-5-0		123		200		198		.45531 201		24		24					
DIV. I NON-CONF.		10-21-0		.32258 226		5-5-0		111		207		200		.45531 205		23		23					
TOTALS		RPI 1-25		RPI 26-50		W-L RECORDS		RPI 51-100		RPI 101-150		RPI 150+											
10-21-0		0-3-0		0-1-0		OVERALL		0-11-0		3-1-0		7-5-0											
5-2-0		0-0-0		0-0-0		HOME		0-1-0		3-0-0		2-1-0											
1-7-0		0-2-0		0-0-0		AWAY		0-5-0		0-0-0		1-0-0											
4-12-0		0-1-0		0-1-0		NEUTRAL		0-5-0		0-1-0		4-4-0											
10-21-0		0-3-0		0-1-0		NON-CONFERENCE		0-11-0		3-1-0		7-5-0											
5-2-0		0-0-0		0-0-0		HOME		0-1-0		3-0-0		2-1-0											
1-7-0		0-2-0		0-0-		AWAY		0-5-0		0-0-0		1-0-0											
4-12-0		0-1-0		0-1-0		NEUTRAL		0-5-0		0-1-0		4-4-0											
0-0-0		0-0-0		0-0-0		CONFERENCE		0-0-0		0-0-0		0-0-0											
0-0-0		0-0-0		0-0-0		HOME		0-0-0		0-0-0		0-0-0											
0-0-0		0-0-0		0-0-0		AWAY		0-0-0		0-0-0		0-0-0											
0-0-0		0-0-0		0-0-0		NEUTRAL		0-0-0		0-0-0		0-0-0											
RPI	S	Opponent		Score		RPI	S	Opponent		Score		RPI	S	Opponent		Score							
15	N	Northwestern		0	4	47	N	North Dakota St.		2	5	57	A	Fresno St.		0	8	135	N	Utah St.		1	11
18	A	Stanford		3	7							57	A	Fresno St.		0	6	142	H	Nevada		4	3
18	A	Stanford		0	8							76	N	Texas St.		3	11	142	H	Nevada		6	5
												76	N	Texas St.		5	7	142	H	Nevada		5	4
												79	A	UC Davis		1	2	172	N	Cal Poly		4	2
												79	H	UC Davis		4	10	202	N	North Dakota		2	6
												86	A	New Mexico St.		3	6	216	N	California Baptist		1	10
												90	N	Bradley		6	7	233	N	UC Santa Barbara		5	0
												91	N	Ball St.		1	9	233	N	UC Santa Barbara		6	11
												100	A	San Jose St.		2	4	234	N	CSU Bakersfield		2	3
												100	N	San Jose St.		5	6	234	N	CSU Bakersfield		7	3
																		253	H	Utah Valley		5	4
																		253	H	Utah Valley		8	12
																		253	H	Utah Valley		10	3
																		262	A	Santa Clara		5	1
																		262	N	Santa Clara		3	0
LAST 10 GAMES																							
						253	H	Utah Valley		10	3	253	H	Utah Valley		5	4						
						142	H	Nevada		4	3	202	N	North Dakota		2	6						
						142	H	Nevada		6	5	57	A	Fresno St.		0	6						
						142	H	Nevada		5	4	216	N	California Baptist		1	10						
						253	H	Utah Valley		8	12	57	A	Fresno St.		0	8						

Non-Div. I Games:

Montana

Average RPI Win:	186	WON-LOST	WINNING	LAST 10	STRENGTH OF	OPP. STRENGTH	TEAM	ADJ	CONF.	ADJ CONF.							
Average RPI Loss:	125	RECORD	PCT. RANK	GAMES	SCHEDULE	OF SCHEDULE	RPI	RPI	RPI	RPI							
DIV. I ONLY		15-20-0	.42857	178	3-7-0	224	143	201	.45502	202	18	19					
DIV. I NON-CONF.		15-20-0	.42857	176	3-7-0	222	146	204	.45502	206	19	19					
<hr/>																	
TOTALS		RPI 1-25		RPI 26-50		W-L RECORDS		RPI 51-100		RPI 101-150		RPI 150+					
15-20-0		0-2-0		0-1-0		OVERALL		2-8-0		0-0-0		13-9-0					
0-0-0		0-0-0		0-0-0		HOME		0-0-0		0-0-0		0-0-0					
5-11-0		0-0-0		0-1-0		AWAY		1-7-0		0-0-0		4-3-0					
10-9-0		0-2-0		0-0-0		NEUTRAL		1-1-0		0-0-0		9-6-0					
15-20-0		0-2-0		0-1-0		NON-CONFERENCE		2-8-0		0-0-0		13-9-0					
0-0-0		0-0-0		0-0-0		HOME		0-0-0		0-0-0		0-0-0					
5-11-0		0-0-0		0-0-		AWAY		1-7-0		0-0-0		4-3-0					
10-9-0		0-2-0		0-0-0		NEUTRAL		1-1-0		0-0-0		9-6-0					
0-0-0		0-0-0		0-0-0		CONFERENCE		0-0-0		0-0-0		0-0-0					
0-0-0		0-0-0		0-0-0		HOME		0-0-0		0-0-0		0-0-0					
0-0-0		0-0-0		0-0-0		AWAY		0-0-0		0-0-0		0-0-0					
0-0-0		0-0-0		0-0-0		NEUTRAL		0-0-0		0-0-0		0-0-0					
RPI	S	Opponent		Score		RPI	S	Opponent		Score		RPI	S	Opponent		Score	
22	N	Tulsa		4	13	41	A	UNLV		1	10	52	A	Seattle U		5	1
22	N	Tulsa		0	2							52	A	Seattle U		2	6
												57	A	Fresno St.		3	5
												58	A	Grand Canyon		2	8
												60	N	Lipscomb		0	7
												81	N	Long Beach St.		2	1
												86	A	New Mexico St.		0	8
												86	A	New Mexico St.		0	3
												86	A	New Mexico St.		2	5
												95	A	South Alabama		0	8
												157	N	Michigan St.		6	5
												157	N	Michigan St.		9	5
												169	A	Pacific		0	2
												169	A	Pacific		5	6
												171	N	Portland St.		3	6
												171	N	Portland St.		5	4
												182	A	Stetson		0	1
												182	A	Stetson		9	4
												182	A	Stetson		6	3
												184	N	Seton Hall		4	6
												192	N	Mercer		4	2
												201	N	Montana		6	2
												216	N	California Baptist		0	3
												216	N	California Baptist		0	8
												217	N	Yale		6	5
												233	N	UC Santa Barbara		3	2
												234	A	CSU Bakersfield		8	2
												234	A	CSU Bakersfield		7	4
												248	N	Mt. St. Mary's		11	2
												248	N	Mt. St. Mary's		6	5
												253	N	Utah Valley		4	8
												284	N	Southern Utah		6	7
<hr/>																	
LAST 10 GAMES																	
						217	N	Yale		6	5	86	A	New Mexico St.		2	5
						234	A	CSU Bakersfield		7	4	86	A	New Mexico St.		0	3
						169	A	Pacific		0	2	171	N	Portland St.		5	4
						86	A	New Mexico St.		0	8	52	A	Seattle U		5	1
						182	A	Stetson		9	4	171	N	Portland St.		3	6

Non-Div. I Games:

North Dakota

Average RPI Win:		203	WON-LOST RECORD		WINNING PCT. RANK		LAST 10 GAMES		STRENGTH OF SCHEDULE		OPP. STRENGTH OF SCHEDULE		TEAM RPI		ADJ RPI		CONF. RPI		ADJ CONF. RPI					
DIV. I ONLY			8-12-0		.4		193		4-6-0		197		178		207		.45485		203		23		23	
DIV. I NON-CONF.			8-12-0		.4		185		4-6-0		200		188		210		.45485		207		24		24	
TOTALS		RPI 1-25		RPI 26-50		W-L RECORDS		RPI 51-100		RPI 101-150		RPI 150+												
8-12-0		0-1-0		0-2-0		OVERALL		0-2-0		3-2-0		5-5-0												
1-0-0		0-0-0		0-0-0		HOME		0-0-0		0-0-0		1-0-0												
3-6-0		0-1-0		0-2-0		AWAY		0-0-0		2-1-0		1-2-0												
4-6-0		0-0-0		0-0-0		NEUTRAL		0-2-0		1-1-0		3-3-0												
8-12-0		0-1-0		0-2-0		NON-CONFERENCE		0-2-0		3-2-0		5-5-0												
1-0-0		0-0-0		0-0-0		HOME		0-0-0		0-0-0		1-0-0												
3-6-0		0-1-0		0-0-		AWAY		0-0-0		2-1-0		1-2-0												
4-6-0		0-0-0		0-0-0		NEUTRAL		0-2-0		1-1-0		3-3-0												
0-0-0		0-0-0		0-0-0		CONFERENCE		0-0-0		0-0-0		0-0-0												
0-0-0		0-0-0		0-0-0		HOME		0-0-0		0-0-0		0-0-0												
0-0-0		0-0-0		0-0-0		AWAY		0-0-0		0-0-0		0-0-0												
0-0-0		0-0-0		0-0-0		NEUTRAL		0-0-0		0-0-0		0-0-0												
RPI	S	Opponent		Score		RPI	S	Opponent		Score		RPI	S	Opponent		Score								
19	A	James Madison		0 15		30	A	Virginia Tech		1 9		53	N	Troy		3 6								
						30	A	Virginia Tech		0 12		85	N	Iowa		5 8								
														113	N	Rutgers		2 1						
														128	N	Saint Joseph's		3 7						
														130	A	CSUN		7 5						
														141	A	Furman		2 11						
														141	A	Furman		11 9						
														162	N	Western Mich.		5 8						
														177	A	Winthrop		5 11						
														177	A	Winthrop		2 7						
														177	A	Winthrop		7 2						
														200	N	Bethune-Cookman		1 2						
														234	N	CSU Bakersfield		4 8						
														234	N	CSU Bakersfield		9 3						
														262	N	Santa Clara		8 3						
														281	H	Incarnate Word		1 0						
														283	N	Morgan St.		13 5						
LAST 10 GAMES																								
						30	A	Virginia Tech		1 9		141	A	Furman		11 9								
						177	A	Winthrop		2 7		30	A	Virginia Tech		0 12								
						141	A	Furman		2 11		283	N	Morgan St.		13 5								
						177	A	Winthrop		5 11		128	N	Saint Joseph's		3 7								
						177	A	Winthrop		7 2		113	N	Rutgers		2 1								

Non-Div. I Games:

Binghamton

Average RPI Win:		194	WON-LOST	WINNING	LAST 10	STRENGTH OF		OPP. STRENGTH	TEAM	ADJ	CONF.	ADJ CONF.
Average RPI Loss:		106	RECORD	PCT. RANK	GAMES	SCHEDULE		OF SCHEDULE	RPI	RPI	RPI	RPI
DIV. I ONLY		10-22-0		.3125	238	4-6-0		131	179	204	.45472	204
DIV. I NON-CONF.		9-19-0		.32143	227	3-3-0		106	192	196	.45991	197
TOTALS		RPI 1-25		RPI 26-50		W-L RECORDS		RPI 51-100		RPI 101-150		RPI 150+
10-22-0	0-1-0			0-2-0		OVERALL		0-8-0		2-9-0		8-2-0
1-3-0	0-0-0			0-0-0		HOME		0-0-0		1-3-0		0-0-0
2-3-0	0-1-0			0-0-0		AWAY		0-1-0		0-1-0		2-0-0
7-16-0	0-0-0			0-2-0		NEUTRAL		0-7-0		1-5-0		6-2-0
9-19-0	0-1-0			0-2-0		NON-CONFERENCE		0-8-0		1-6-0		8-2-0
0-0-0	0-0-0			0-0-0		HOME		0-0-0		0-0-0		0-0-0
2-3-0	0-1-0			0-0-		AWAY		0-1-0		0-1-0		2-0-0
7-16-0	0-0-0			0-2-0		NEUTRAL		0-7-0		1-5-0		6-2-0
1-3-0	0-0-0			0-0-0		CONFERENCE		0-0-0		1-3-0		0-0-0
1-3-0	0-0-0			0-0-0		HOME		0-0-0		1-3-0		0-0-0
0-0-0	0-0-0			0-0-0		AWAY		0-0-0		0-0-0		0-0-0
0-0-0	0-0-0			0-0-0		NEUTRAL		0-0-0		0-0-0		0-0-0
RPI S	Opponent	Score	RPI S	Opponent	Score	RPI S	Opponent	Score	RPI S	Opponent	Score	
17 A	Auburn	0 6	47 N	North Dakota St.	5 7	53 N	Troy	0 3	103 N	USC Upstate	0 8	
			47 N	North Dakota St.	6 9	53 N	Troy	3 4	105 N	Miami (OH)	1 3	
						60 A	Lipscomb	2 3	106 N	Appalachian St.	2 1	
						60 N	Lipscomb	3 5	115 N	DePaul	4 6	
						78 N	Ohio	1 4	127 A	Samford	4 7	
						78 N	Ohio	8 9	133 H	Murray St.	0 7	
						93 N	Chattanooga	1 9	133 H	Murray St.	4 7	
						93 N	Chattanooga	1 2	144 H	Austin Peay	0 9	
									144 H	Austin Peay	4 1	
									150 N	Villanova	2 5	
									150 N	Villanova	4 13	
									154 A	Kennesaw St.	11 5	
									154 A	Kennesaw St.	8 0	
									184 N	Seton Hall	4 3	
									186 N	Colgate	13 4	
									218 N	Georgia St.	2 9	
									218 N	Georgia St.	8 4	
									261 N	Buffalo	9 6	
									266 N	Central Conn. St.	5 2	
									271 N	Quinnipiac	4 0	
									271 N	Quinnipiac	0 1	
LAST 10 GAMES												
						133 H	Murray St.	0 7	144 H	Austin Peay	0 9	
						133 H	Murray St.	4 7	184 N	Seton Hall	4 3	
						60 A	Lipscomb	2 3	261 N	Buffalo	9 6	
						271 N	Quinnipiac	0 1	93 N	Chattanooga	1 9	
						144 H	Austin Peay	4 1	47 N	North Dakota St.	5 7	

Non-Div. I Games:

Eastern Ill.

Average RPI Win:		232	WON-LOST RECORD		WINNING PCT. RANK	LAST 10 GAMES		STRENGTH OF SCHEDULE		OPP. STRENGTH OF SCHEDULE	TEAM RPI	ADJ RPI		CONF. RPI	ADJ CONF. RPI		
Average RPI Loss:		81															
DIV. I ONLY			17-15-0		.53125	130	6-4-0		271		166	200	.454	205	19	18	
DIV. I NON-CONF.			13-10-0		.56522	105	2-1-0		259		197	178	.47192	182	15	15	
TOTALS		RPI 1-25		RPI 26-50		W-L RECORDS		RPI 51-100		RPI 101-150		RPI 150+					
17-15-0		0-2-0		1-1-0		OVERALL		0-8-0		2-3-0		14-1-0					
6-11-0		0-2-0		0-1-0		HOME		0-6-0		1-2-0		5-0-0					
5-2-0		0-0-0		1-0-0		AWAY		0-1-0		0-1-0		4-0-0					
6-2-0		0-0-0		0-0-0		NEUTRAL		0-1-0		1-0-0		5-1-0					
13-10-0		0-2-0		1-1-0		NON-CONFERENCE		0-5-0		1-1-0		11-1-0					
5-6-0		0-2-0		0-1-0		HOME		0-3-0		0-0-0		5-0-0					
2-2-0		0-0-0		1-0-		AWAY		0-1-0		0-1-0		1-0-0					
6-2-0		0-0-0		0-0-0		NEUTRAL		0-1-0		1-0-0		5-1-0					
4-5-0		0-0-0		0-0-0		CONFERENCE		0-3-0		1-2-0		3-0-0					
1-5-0		0-0-0		0-0-0		HOME		0-3-0		1-2-0		0-0-0					
3-0-0		0-0-0		0-0-0		AWAY		0-0-0		0-0-0		3-0-0					
0-0-0		0-0-0		0-0-0		NEUTRAL		0-0-0		0-0-0		0-0-0					
RPI	S	Opponent		Score		RPI	S	Opponent		Score		RPI	S	Opponent		Score	
13	H	Oklahoma St.		1	16	49	A	Baylor		8	5	61	H	Southeast Mo. St.		7	11
14	H	Ole Miss		3	18	50	H	Missouri St.		4	6	63	H	Sam Houston St.		2	10
												63	H	Sam Houston St.		2	5
												63	H	Sam Houston St.		1	3
												72	A	Memphis		0	1
												80	H	South Dakota St.		4	7
												91	N	Ball St.		4	5
												99	H	North Ala.		1	10
														101 H Nicholls St.		2	0
														101 H Nicholls St.		2	8
														101 H Nicholls St.		1	3
														117 A Southern Miss.		4	12
														134 N Monmouth		4	2
														160 N South Dakota		9	1
														178 N Tennessee Tech		4	1
														223 N George Mason		3	5
														238 A La.-Monroe		7	3
														269 H Jackson St.		11	0
														269 N Jackson St.		11	3
														269 N Jackson St.		9	3
														271 N Quinnipiac		6	5
														281 A Incarnate Word		6	1
														281 A Incarnate Word		13	6
														281 A Incarnate Word		2	1
														290 H Coppin St.		17	0
														291 H Ark.-Pine Bluff		15	6
														291 H Ark.-Pine Bluff		3	2
														291 H Ark.-Pine Bluff		8	0
LAST 10 GAMES																	
						290	H	Coppin St.		17	0	101	H	Nicholls St.		2	0
						291	H	Ark.-Pine Bluff		15	6	281	A	Incarnate Word		2	1
						269	H	Jackson St.		11	0	291	H	Ark.-Pine Bluff		8	0
						80	H	South Dakota St.		4	7	281	A	Incarnate Word		13	6
						63	H	Sam Houston St.		2	10	281	A	Incarnate Word		6	1

Non-Div. I Games: Lyon

6 7

Central Ark.

Average RPI Win: 196		WON-LOST RECORD		WINNING PCT. RANK		LAST 10 GAMES		STRENGTH OF SCHEDULE		OPP. STRENGTH OF SCHEDULE		TEAM RPI		ADJ RPI		CONF. RPI		ADJ CONF. RPI	
DIV. I ONLY		11-19-0		.36667 212		3-7-0		149		235		203		.45398 206		27		27	
DIV. I NON-CONF.		11-19-0		.36667 210		3-7-0		146		239		207		.45398 209		28		29	
TOTALS		RPI 1-25		RPI 26-50		W-L RECORDS		RPI 51-100		RPI 101-150		RPI 150+							
11-19-0		0-1-0		0-1-0		OVERALL		1-3-0		1-4-0		9-10-0							
0-0-0		0-0-0		0-0-0		HOME		0-0-0		0-0-0		0-0-0							
2-6-0		0-1-0		0-1-0		AWAY		0-0-0		0-1-0		2-3-0							
9-13-0		0-0-0		0-0-0		NEUTRAL		1-3-0		1-3-0		7-7-0							
11-19-0		0-1-0		0-1-0		NON-CONFERENCE		1-3-0		1-4-0		9-10-0							
0-0-0		0-0-0		0-0-0		HOME		0-0-0		0-0-0		0-0-0							
2-6-0		0-1-0		0-0-		AWAY		0-0-0		0-1-0		2-3-0							
9-13-0		0-0-0		0-0-0		NEUTRAL		1-3-0		1-3-0		7-7-0							
0-0-0		0-0-0		0-0-0		CONFERENCE		0-0-0		0-0-0		0-0-0							
0-0-0		0-0-0		0-0-0		HOME		0-0-0		0-0-0		0-0-0							
0-0-0		0-0-0		0-0-0		AWAY		0-0-0		0-0-0		0-0-0							
0-0-0		0-0-0		0-0-0		NEUTRAL		0-0-0		0-0-0		0-0-0							
RPI	S	Opponent		Score		RPI	S	Opponent		Score		RPI	S	Opponent		Score			
11	A	Alabama		1	3	34	A	Indiana		6	13	73	N	Purdue		2	6		
												78	N	Ohio		6	17		
												78	N	Ohio		19	18		
												80	N	South Dakota St.		2	7		
														Southern Miss.		1	0		
														East Carolina		5	7		
														UT Martin		1	3		
														Providence		1	2		
														Villanova		0	7		
														Ga. Southern		5	6		
														Ga. Southern		10	1		
														Michigan St.		2	8		
														Michigan St.		0	8		
														Gardner-Webb		1	2		
														Western Mich.		8	10		
														ETSU		6	15		
														ETSU		16	10		
														Winthrop		5	4		
														Toledo		9	7		
														Toledo		0	11		
														George Mason		5	6		
														George Mason		12	8		
														Bowling Green		7	8		
														Bowling Green		12	7		
														Army West Point		1	9		
														Cleveland St.		5	0		
														Cleveland St.		9	3		
														Savannah St.		7	1		
LAST 10 GAMES						223	A	George Mason		5	6	195	N	Toledo		0	11		
						223	A	George Mason		12	8	78	N	Ohio		19	18		
						34	A	Indiana		6	13	239	N	Army West Point		1	9		
						78	N	Ohio		6	17	162	N	Western Mich.		8	10		
						195	N	Toledo		9	7	143	N	Providence		1	2		

Non-Div. I Games:

Saint Francis (PA)

Average RPI Win:	243	WON-LOST RECORD	WINNING PCT. RANK	LAST 10 GAMES	STRENGTH OF SCHEDULE	OPP. STRENGTH OF SCHEDULE	TEAM RPI	ADJ RPI	CONF. RPI	ADJ CONF. RPI			
Average RPI Loss:	154												
DIV. I ONLY	13-10-0	.56522	104	7-3-0	269	253	202	.4534	207	27	27		
DIV. I NON-CONF.	13-10-0	.56522	105	7-3-0	275	258	206	.4534	210	28	29		
<hr/>													
TOTALS	RPI 1-25	RPI 26-50		W-L RECORDS		RPI 51-100		RPI 101-150		RPI 150+			
13-10-0	0-0-0	0-0-0		OVERALL		0-3-0		1-3-0		12-4-0			
1-1-0	0-0-0	0-0-0		HOME		0-0-0		0-0-0		1-1-0			
2-6-0	0-0-0	0-0-0		AWAY		0-3-0		0-1-0		2-2-0			
10-3-0	0-0-0	0-0-0		NEUTRAL		0-0-0		1-2-0		9-1-0			
<hr/>													
13-10-0	0-0-0	0-0-0		NON-CONFERENCE		0-3-0		1-3-0		12-4-0			
1-1-0	0-0-0	0-0-0		HOME		0-0-0		0-0-0		1-1-0			
2-6-0	0-0-0	0-0-		AWAY		0-3-0		0-1-0		2-2-0			
10-3-0	0-0-0	0-0-0		NEUTRAL		0-0-0		1-2-0		9-1-0			
<hr/>													
0-0-0	0-0-0	0-0-0		CONFERENCE		0-0-0		0-0-0		0-0-0			
0-0-0	0-0-0	0-0-0		HOME		0-0-0		0-0-0		0-0-0			
0-0-0	0-0-0	0-0-0		AWAY		0-0-0		0-0-0		0-0-0			
0-0-0	0-0-0	0-0-0		NEUTRAL		0-0-0		0-0-0		0-0-0			
<hr/>													
RPI	S	Opponent	Score	RPI	S	Opponent	Score	RPI	S	Opponent	Score		
				82 A Liberty				0	5	111 N Towson		5	2
				82 A Liberty				0	2	119 N Loyola Chicago		2	7
				98 A UNC Greensboro				5	9	122 N East Carolina		0	3
								143 A Providence		1	12		
								158 A Gardner-Webb		0	18		
								223 A George Mason		2	0		
								223 A George Mason		5	1		
								225 A Western Caro.		1	3		
								235 N Delaware		4	3		
								235 N Delaware		6	4		
								236 H Hartford		1	3		
								236 H Hartford		4	0		
								236 N Hartford		10	3		
								258 N Oakland		11	7		
								264 N Cleveland St.		4	3		
				271 N Quinnipiac		2	8						
				271 N Quinnipiac		8	0						
				289 N Cornell		4	2						
				289 N Cornell		7	4						
				293 N Saint Peter's		8	0						

Non-Div. I Games:

Sacred Heart

Average RPI Win: 216		WON-LOST	WINNING	LAST 10	STRENGTH OF		OPP. STRENGTH	TEAM	ADJ		CONF.	ADJ CONF.
Average RPI Loss: 102		RECORD	PCT. RANK	GAMES	SCHEDULE		OF SCHEDULE	RPI	RPI		RPI	RPI
DIV. I ONLY		9-17-0	.34615	222	4-6-0		166	175	210		.45243	208
DIV. I NON-CONF.		7-16-0	.30435	235	2-5-0		223	126	241		.42819	237
TOTALS		RPI 1-25	RPI 26-50		W-L RECORDS		RPI 51-100		RPI 101-150		RPI 150+	
9-17-0		0-2-0	0-2-0		OVERALL		1-6-0		2-4-0		6-3-0	
0-1-0		0-0-0	0-0-0		HOME		0-1-0		0-0-0		0-0-0	
3-7-0		0-1-0	0-2-0		AWAY		0-0-0		2-2-0		1-2-0	
6-9-0		0-1-0	0-0-0		NEUTRAL		1-5-0		0-2-0		5-1-0	
7-16-0		0-2-0	0-2-0		NON-CONFERENCE		1-6-0		0-3-0		6-3-0	
0-1-0		0-0-0	0-0-0		HOME		0-1-0		0-0-0		0-0-0	
1-6-0		0-1-0	0-0-		AWAY		0-0-0		0-1-0		1-2-0	
6-9-0		0-1-0	0-0-0		NEUTRAL		1-5-0		0-2-0		5-1-0	
2-1-0		0-0-0	0-0-0		CONFERENCE		0-0-0		2-1-0		0-0-0	
0-0-0		0-0-0	0-0-0		HOME		0-0-0		0-0-0		0-0-0	
2-1-0		0-0-0	0-0-0		AWAY		0-0-0		2-1-0		0-0-0	
0-0-0		0-0-0	0-0-0		NEUTRAL		0-0-0		0-0-0		0-0-0	
RPI S	Opponent	Score	RPI S	Opponent	Score	RPI S	Opponent	Score	RPI S	Opponent	Score	
21 N	Notre Dame	3 6	45 A	Georgia Tech	3 4	52 N	Seattle U	3 11	123 N	UAB	2 3	
24 A	Louisiana	0 4	45 A	Georgia Tech	0 1	68 N	California	0 9	131 A	Stony Brook	1 4	
						74 N	BYU	3 11	139 N	Hawaii	12 16	
						85 H	Iowa	3 5	148 A	George Washington	3 6	
						85 N	Iowa	0 5	148 A	George Washington	4 2	
						91 N	Ball St.	3 11	148 A	George Washington	9 4	
						91 N	Ball St.	4 3	190 N	UConn	1 3	
									192 A	Mercer	7 14	
									218 A	Georgia St.	5 4	
									218 A	Georgia St.	4 5	
									241 N	A&M-Corpus Christi	10 2	
									253 N	Utah Valley	5 3	
									281 N	Incarnate Word	10 2	
									281 N	Incarnate Word	7 1	
									283 N	Morgan St.	8 6	
LAST 10 GAMES												
192 A	Mercer	7 14	148 A	George Washington	4 2							
91 N	Ball St.	4 3	148 A	George Washington	9 4							
148 A	George Washington	3 6	131 A	Stony Brook	1 4							
45 A	Georgia Tech	3 4	91 N	Ball St.	3 11							
218 A	Georgia St.	4 5	190 N	UConn	1 3							

Non-Div. I Games:

Fordham

Average RPI Win:	204	WON-LOST	WINNING	LAST 10	STRENGTH OF	OPP. STRENGTH	TEAM	ADJ	CONF.	ADJ CONF.					
Average RPI Loss:	100	RECORD	PCT. RANK	GAMES	SCHEDULE	OF SCHEDULE	RPI	RPI	RPI	RPI					
DIV. I ONLY		7-18-0	.28	247	2-8-0	109	196	212	.45175	209	19	18			
DIV. I NON-CONF.		6-10-0	.375	203	1-0-0	45	209	139	.498	137	15	15			
<hr/>															
TOTALS	RPI 1-25	RPI 26-50		W-L RECORDS		RPI 51-100		RPI 101-150		RPI 150+					
7-18-0	0-0-0	0-4-0		OVERALL		1-5-0		0-3-0		6-6-0					
2-4-0	0-0-0	0-0-0		HOME		0-0-0		0-3-0		2-1-0					
1-6-0	0-0-0	0-1-0		AWAY		0-0-0		0-0-0		1-5-0					
4-8-0	0-0-0	0-3-0		NEUTRAL		1-5-0		0-0-0		3-0-0					
<hr/>															
6-10-0	0-0-0	0-4-0		NON-CONFERENCE		1-5-0		0-0-0		5-1-0					
2-1-0	0-0-0	0-0-0		HOME		0-0-0		0-0-0		2-1-0					
0-1-0	0-0-0	0-0-		AWAY		0-0-0		0-0-0		0-0-0					
4-8-0	0-0-0	0-3-0		NEUTRAL		1-5-0		0-0-0		3-0-0					
<hr/>															
1-8-0	0-0-0	0-0-0		CONFERENCE		0-0-0		0-3-0		1-5-0					
0-3-0	0-0-0	0-0-0		HOME		0-0-0		0-3-0		0-0-0					
1-5-0	0-0-0	0-0-0		AWAY		0-0-0		0-0-0		1-5-0					
0-0-0	0-0-0	0-0-0		NEUTRAL		0-0-0		0-0-0		0-0-0					
<hr/>															
RPI	S	Opponent	Score	RPI	S	Opponent	Score	RPI	S	Opponent	Score				
				36	N	Colorado St.	1 5	61	N	Southeast Mo. St.	2 10	101	H	Nicholls St.	4 5
				36	N	Colorado St.	2 3	64	N	Wichita St.	2 3	101	H	Nicholls St.	0 8
				47	N	North Dakota St.	5 6	64	N	Wichita St.	1 5	101	H	Nicholls St.	4 12
				48	A	Louisiana Tech	4 7	64	N	Wichita St.	1 8	159	H	UMKC	2 8
								88	N	UT Arlington	1 2	165	A	Northwestern St.	0 8
								97	N	UTSA	6 5	165	A	Northwestern St.	2 7
												165	A	Northwestern St.	0 9
												167	A	Lamar University	4 5
												167	A	Lamar University	0 2
												167	A	Lamar University	5 3
												173	N	Prairie View	9 0
												228	H	Maine	9 2
												228	H	Maine	9 2
												263	N	Fairleigh Dickinson	4 2
												273	N	Mississippi Val.	9 3
<hr/>															
LAST 10 GAMES															
				228	H	Maine	9 2	36	N	Colorado St.	2 3				
				159	H	UMKC	2 8	97	N	UTSA	6 5				
				228	H	Maine	9 2	165	A	Northwestern St.	0 8				
				64	N	Wichita St.	2 3	167	A	Lamar University	5 3				
				47	N	North Dakota St.	5 6	101	H	Nicholls St.	4 5				

Non-Div. I Games:

Abilene Christian

Average RPI Win: 234		WON-LOST RECORD	WINNING PCT. RANK	LAST 10 GAMES	STRENGTH OF SCHEDULE	OPP. STRENGTH OF SCHEDULE	TEAM RPI	ADJ RPI	CONF. RPI	ADJ CONF. RPI		
Average RPI Loss: 137												
DIV. I ONLY		11-14-0	.44	172	4-6-0	218	245	209	.45136	210	30	30
DIV. I NON-CONF.		10-14-0	.41667	181	4-6-0	203	242	211	.45247	211	30	30
<hr/>												
TOTALS		RPI 1-25		RPI 26-50		W-L RECORDS		RPI 51-100		RPI 101-150		RPI 150+
11-14-0		0-0-0		0-0-0		OVERALL		0-5-0		0-4-0		11-5-0
0-0-0		0-0-0		0-0-0		HOME		0-0-0		0-0-0		0-0-0
7-9-0		0-0-0		0-0-0		AWAY		0-3-0		0-4-0		7-2-0
4-5-0		0-0-0		0-0-0		NEUTRAL		0-2-0		0-0-0		4-3-0
10-14-0		0-0-0		0-0-0		NON-CONFERENCE		0-5-0		0-4-0		10-5-0
0-0-0		0-0-0		0-0-0		HOME		0-0-0		0-0-0		0-0-0
6-9-0		0-0-0		0-0-		AWAY		0-3-0		0-4-0		6-2-0
4-5-0		0-0-0		0-0-0		NEUTRAL		0-2-0		0-0-0		4-3-0
1-0-0		0-0-0		0-0-0		CONFERENCE		0-0-0		0-0-0		1-0-0
0-0-0		0-0-0		0-0-0		HOME		0-0-0		0-0-0		0-0-0
1-0-0		0-0-0		0-0-0		AWAY		0-0-0		0-0-0		1-0-0
0-0-0		0-0-0		0-0-0		NEUTRAL		0-0-0		0-0-0		0-0-0
RPI	S	Opponent	Score	RPI	S	Opponent	Score	RPI	S	Opponent	Score	
								62	N	NC State	0	3
								79	A	UC Davis	0	6
								79	A	UC Davis	0	3
								79	A	UC Davis	0	4
								99	N	North Ala.	0	9

Non-Div. I Games:

Marist

Dayton

Dayton

Average RPI Win:	215	WON-LOST RECORD	WINNING PCT. RANK	LAST 10 GAMES	STRENGTH OF SCHEDULE	OPP. STRENGTH OF SCHEDULE	TEAM RPI	ADJ RPI	CONF. RPI	ADJ CONF. RPI		
DIV. I ONLY		12-16-0	.42857	178	4-6-0	200	266	211	.44923	212	9	9
DIV. I NON-CONF.		10-12-0	.45455	163	2-2-0	211	287	216	.448	215	10	10
<hr/>												
TOTALS	RPI 1-25	RPI 26-50		W-L RECORDS		RPI 51-100		RPI 101-150		RPI 150+		
12-16-0	0-0-0	0-0-0		OVERALL		0-5-0		3-4-0		9-7-0		
2-5-0	0-0-0	0-0-0		HOME		0-3-0		2-2-0		0-0-0		
3-3-0	0-0-0	0-0-0		AWAY		0-1-0		1-0-0		2-2-0		
7-8-0	0-0-0	0-0-0		NEUTRAL		0-1-0		0-2-0		7-5-0		
10-12-0	0-0-0	0-0-0		NON-CONFERENCE		0-2-0		1-3-0		9-7-0		
0-1-0	0-0-0	0-0-0		HOME		0-0-0		0-1-0		0-0-0		
3-3-0	0-0-0	0-0-		AWAY		0-1-0		1-0-0		2-2-0		
7-8-0	0-0-0	0-0-0		NEUTRAL		0-1-0		0-2-0		7-5-0		
2-4-0	0-0-0	0-0-0		CONFERENCE		0-3-0		2-1-0		0-0-0		
2-4-0	0-0-0	0-0-0		HOME		0-3-0		2-1-0		0-0-0		
0-0-0	0-0-0	0-0-0		AWAY		0-0-0		0-0-0		0-0-0		
0-0-0	0-0-0	0-0-0		NEUTRAL		0-0-0		0-0-0		0-0-0		
RPI	S	Opponent	Score	RPI	S	Opponent	Score	RPI	S	Opponent	Score	
						67 N Western Ky.	0 8	113 N Rutgers	1 9			
						78 A Ohio	0 5	115 N DePaul	1 9			
						96 H Illinois St.	1 8	119 H Loyola Chicago	5 3			
						96 H Illinois St.	0 11	119 H Loyola Chicago	6 9			
						96 H Illinois St.	8 16	119 H Loyola Chicago	9 1			
								127 A Samford	4 3			
								138 H UT Martin	1 9			
								166 A ETSU	6 5			
								166 A ETSU	1 5			
								166 A ETSU	2 1			
								178 A Tennessee Tech	0 7			
								187 N Creighton	4 2			
								199 N Houston Baptist	2 6			
								215 N Purdue Fort Wayne	1 3			
								222 N Detroit Mercy	3 4			
								226 N Saint Louis	2 6			
								229 N Butler	4 9			
								250 N Green Bay	5 4			
								265 N Siena	7 4			
								294 N Southern U.	3 1			
								294 N Southern U.	8 0			
								294 N Southern U.	4 2			
								294 N Southern U.	5 4			
LAST 10 GAMES												
138 H	UT Martin	1 9	78 A	Ohio	0 5	294 N	Southern U.	5 4				
178 A	Tennessee Tech	0 7	226 N	Saint Louis	2 6	294 N	Southern U.	3 1				
166 A	ETSU	2 1	294 N	Southern U.	5 4	294 N	Southern U.	3 1				
166 A	ETSU	1 5	119 H	Loyola Chicago	5 3							
265 N	Siena	7 4										

Non-Div. I Games:

Evansville

Average RPI Win: 223		WON-LOST	WINNING	LAST 10	STRENGTH OF		OPP. STRENGTH	TEAM	ADJ	CONF.	ADJ CONF.		
Average RPI Loss: 143		RECORD	PCT. RANK	GAMES	SCHEDULE		OF SCHEDULE	RPI	RPI	RPI	RPI		
DIV. I ONLY		11-13-0	.45833	163	6-4-0		249	238	216	.44652	213	25	25
DIV. I NON-CONF.		11-10-0	.52381	127	6-1-0		258	251	199	.46008	196	26	26
TOTALS		RPI 1-25	RPI 26-50		W-L RECORDS		RPI 51-100		RPI 101-150		RPI 150+		
11-13-0	0-0-0	0-0-0		OVERALL		1-3-0		1-3-0		9-7-0			
1-0-0	0-0-0	0-0-0		HOME		0-0-0		0-0-0		1-0-0			
0-9-0	0-0-0	0-0-0		AWAY		0-1-0		0-3-0		0-5-0			
10-4-0	0-0-0	0-0-0		NEUTRAL		1-2-0		1-0-0		8-2-0			
11-10-0	0-0-0	0-0-0		NON-CONFERENCE		1-3-0		1-0-0		9-7-0			
1-0-0	0-0-0	0-0-0		HOME		0-0-0		0-0-0		1-0-0			
0-6-0	0-0-0	0-0-		AWAY		0-1-0		0-0-0		0-5-0			
10-4-0	0-0-0	0-0-0		NEUTRAL		1-2-0		1-0-0		8-2-0			
0-3-0	0-0-0	0-0-0		CONFERENCE		0-0-0		0-3-0		0-0-0			
0-0-0	0-0-0	0-0-0		HOME		0-0-0		0-0-0		0-0-0			
0-3-0	0-0-0	0-0-0		AWAY		0-0-0		0-3-0		0-0-0			
0-0-0	0-0-0	0-0-0		NEUTRAL		0-0-0		0-0-0		0-0-0			
RPI	S	Opponent	Score	RPI	S	Opponent	Score	RPI	S	Opponent	Score		

Non-Div. I Games:

Rhode Island

Average RPI Win:	223	WON-LOST	WINNING	LAST 10	STRENGTH OF	OPP. STRENGTH	TEAM	ADJ	CONF.	ADJ CONF.	
Average RPI Loss:	138	RECORD	PCT. RANK	GAMES	SCHEDULE	OF SCHEDULE	RPI	RPI	RPI	RPI	
DIV. I ONLY	10-10-0	.5	137	8-2-0	268	216	214	.44641	214	29	29
DIV. I NON-CONF.	7-10-0	.41176	182	5-2-0	229	230	224	.44305	222	29	28
<hr/>											
TOTALS	RPI 1-25	RPI 26-50		W-L RECORDS		RPI 51-100		RPI 101-150		RPI 150+	
10-10-0	0-0-0	0-0-0		OVERALL		0-1-0		3-5-0		7-4-0	
3-0-0	0-0-0	0-0-0		HOME		0-0-0		0-0-0		3-0-0	
1-4-0	0-0-0	0-0-0		AWAY		0-1-0		1-3-0		0-0-0	
6-6-0	0-0-0	0-0-0		NEUTRAL		0-0-0		2-2-0		4-4-0	
7-10-0	0-0-0	0-0-0		NON-CONFERENCE		0-1-0		3-5-0		4-4-0	
0-0-0	0-0-0	0-0-0		HOME		0-0-0		0-0-0		0-0-0	
1-4-0	0-0-0	0-0-		AWAY		0-1-0		1-3-0		0-0-0	
6-6-0	0-0-0	0-0-0		NEUTRAL		0-0-0		2-2-0		4-4-0	
3-0-0	0-0-0	0-0-0		CONFERENCE		0-0-0		0-0-0		3-0-0	
3-0-0	0-0-0	0-0-0		HOME		0-0-0		0-0-0		3-0-0	
0-0-0	0-0-0	0-0-0		AWAY		0-0-0		0-0-0		0-0-0	
0-0-0	0-0-0	0-0-0		NEUTRAL		0-0-0		0-0-0		0-0-0	
RPI	S	Opponent	Score	RPI	S	Opponent	Score	RPI	S	Opponent	Score

Non-Div. I Games:

Columbia

Average RPI Win:	174	WON-LOST	WINNING	LAST 10	STRENGTH OF	OPP. STRENGTH	TEAM	ADJ	CONF.	ADJ CONF.	
Average RPI Loss:	110	RECORD	PCT. RANK	GAMES	SCHEDULE	OF SCHEDULE	RPI	RPI	RPI	RPI	
DIV. I ONLY	5-19-0	.20833	266	0-10-0	61	182	213	.44629	215	18	19
DIV. I NON-CONF.	5-16-0	.2381	250	0-7-0	71	210	219	.44705	218	19	19
<hr/>											
TOTALS	RPI 1-25	RPI 26-50		W-L RECORDS	RPI 51-100		RPI 101-150		RPI 150+		
5-19-0	0-0-0	0-3-0		OVERALL	2-5-0		0-9-0		3-2-0		
0-3-0	0-0-0	0-3-0		HOME	0-0-0		0-0-0		0-0-0		
1-4-0	0-0-0	0-0-0		AWAY	0-0-0		0-4-0		1-0-0		
4-12-0	0-0-0	0-0-0		NEUTRAL	2-5-0		0-5-0		2-2-0		
<hr/>											
5-16-0	0-0-0	0-0-0		NON-CONFERENCE	2-5-0		0-9-0		3-2-0		
0-0-0	0-0-0	0-0-0		HOME	0-0-0		0-0-0		0-0-0		
1-4-0	0-0-0	0-0-		AWAY	0-0-0		0-4-0		1-0-0		
4-12-0	0-0-0	0-0-0		NEUTRAL	2-5-0		0-5-0		2-2-0		
<hr/>											
0-3-0	0-0-0	0-3-0		CONFERENCE	0-0-0		0-0-0		0-0-0		
0-3-0	0-0-0	0-3-0		HOME	0-0-0		0-0-0		0-0-0		
0-0-0	0-0-0	0-0-0		AWAY	0-0-0		0-0-0		0-0-0		
0-0-0	0-0-0	0-0-0		NEUTRAL	0-0-0		0-0-0		0-0-0		
<hr/>											
RPI S	Opponent	Score	RPI S	Opponent	Score	RPI S	Opponent	Score	RPI S	Opponent	Score
			47 H	North Dakota St.	1 <div>11</div>	60 N	Lipscomb	0 <div>6</div>	108 A	Belmont	0 <div>8</div>
			47 H	North Dakota St.	0 <div>5</div>	60 N	Lipscomb	2 <div>10</div>	108 A	Belmont	1 <div>8</div>
			47 H	North Dakota St.	0 <div>7</div>	83 N	Eastern Ky.	1 <div>11</div>	115 N	DePaul	0 <div>1</div>
			84 N	UNI	1 <div>6</div>	119 A	Loyola Chicago	0 <div>2</div>			
			84 N	UNI	8 <div>2</div>	124 N	Southeastern La.	1 <div>3</div>			
			87 N	Jacksonville St.	2 <div>7</div>	126 N	UIC	3 <div>10</div>			
			99 N	North Ala.	8 <div>6</div>	127 N	Samford	2 <div>5</div>			
			133 A	Murray St.	0 <div>2</div>						
			138 N	UT Martin	1 <div>9</div>						
			212 N	Evansville	3 <div>1</div>						
			222 N	Detroit Mercy	3 <div>5</div>	225 N	Western Caro.	8 <div>7</div>			
			249 A	Alabama St.	9 <div>6</div>	250 N	Green Bay	1 <div>3</div>			
<hr/>											
LAST 10 GAMES											
127 N	Samford	2 <div>5</div>	47 H	North Dakota St.	1 <div>11</div>	108 A	Belmont	0 <div>8</div>			
83 N	Eastern Ky.	1 <div>11</div>	60 N	Lipscomb	2 <div>10</div>	60 N	Lipscomb	0 <div>6</div>			
124 N	Southeastern La.	1 <div>3</div>	60 N	Lipscomb	0 <div>6</div>	126 N	UIC	3 <div>10</div>			
47 H	North Dakota St.	0 <div>5</div>									
47 H	North Dakota St.	0 <div>7</div>									

Non-Div. I Games:

Purdue Fort Wayne

Average RPI Win: 193		WON-LOST	WINNING	LAST 10	STRENGTH OF		OPP. STRENGTH	TEAM	ADJ		CONF.	ADJ CONF.
Average RPI Loss: 141		RECORD	PCT. RANK	GAMES	SCHEDULE		OF SCHEDULE	RPI	RPI		RPI	RPI
DIV. I ONLY		14-17-0	.45161	167	260		156	222	.44473		16	15
DIV. I NON-CONF.		13-15-0	.46429	159	267		119	215	.45081		17	17
TOTALS		RPI 1-25	RPI 26-50		W-L RECORDS		RPI 51-100		RPI 101-150		RPI 150+	
14-17-0		0-0-0	0-3-0		OVERALL		2-2-0		1-4-0		11-8-0	
5-1-0		0-0-0	0-0-0		HOME		2-0-0		0-0-0		3-1-0	
2-8-0		0-0-0	0-2-0		AWAY		0-1-0		1-1-0		1-4-0	
7-8-0		0-0-0	0-1-0		NEUTRAL		0-1-0		0-3-0		7-3-0	
13-15-0		0-0-0	0-3-0		NON-CONFERENCE		2-2-0		1-4-0		10-6-0	
5-1-0		0-0-0	0-0-0		HOME		2-0-0		0-0-0		3-1-0	
1-6-0		0-0-0	0-0-		AWAY		0-1-0		1-1-0		0-2-0	
7-8-0		0-0-0	0-1-0		NEUTRAL		0-1-0		0-3-0		7-3-0	
1-2-0		0-0-0	0-0-0		CONFERENCE		0-0-0		0-0-0		1-2-0	
0-0-0		0-0-0	0-0-0		HOME		0-0-0		0-0-0		0-0-0	
1-2-0		0-0-0	0-0-0		AWAY		0-0-0		0-0-0		1-2-0	
0-0-0		0-0-0	0-0-0		NEUTRAL		0-0-0		0-0-0		0-0-0	
RPI S	Opponent	Score	RPI S	Opponent	Score	RPI S	Opponent	Score	RPI S	Opponent	Score	
			40 N	Oregon St.	0 2	56 H	North Texas	6 5	130 A	CSUN	1 2	
			44 A	Texas A&M	1 9	56 N	North Texas	7 8	130 A	CSUN	7 6	
			44 A	Texas A&M	0 15	57 A	Fresno St.	4 6	142 N	Nevada	2 6	
						57 H	Fresno St.	8 0	142 N	Nevada	4 10	
									146 N	Sacramento St.	1 2	
									160 H	South Dakota	0 2	
									160 H	South Dakota	7 6	
									169 A	Pacific	0 1	
									169 A	Pacific	2 4	
									172 N	Cal Poly	1 3	
									181 N	UTEP	4 0	
									201 N	Montana	10 1	
									202 N	North Dakota	8 0	
									202 N	North Dakota	3 0	
									232 N	Northern Colo.	1 6	
									233 N	UC Santa Barbara	11 8	
									233 N	UC Santa Barbara	5 7	
									233 N	UC Santa Barbara	5 1	
									234 A	CSU Bakersfield	6 4	
									234 A	CSU Bakersfield	1 3	
									234 A	CSU Bakersfield	0 1	
									246 N	Dartmouth	5 4	
									284 H	Southern Utah	8 7	
									284 H	Southern Utah	9 0	
LAST 10 GAMES			284 H	Southern Utah	8 7	160 H	South Dakota	7 6				
			284 H	Southern Utah	9 0	234 A	CSU Bakersfield	0 1				
			146 N	Sacramento St.	1 2	234 A	CSU Bakersfield	6 4				
			130 A	CSUN	7 6	130 A	CSUN	1 2				
			234 A	CSU Bakersfield	1 3	172 N	Cal Poly	1 3				

Non-Div. I Games:

California Baptist

Average RPI Win: 205		WON-LOST RECORD		WINNING PCT. RANK		LAST 10 GAMES		STRENGTH OF SCHEDULE		OPP. STRENGTH OF SCHEDULE		TEAM RPI		ADJ RPI		CONF. RPI		ADJ CONF. RPI	
DIV. I ONLY		8-14-0		.36364 214		4-6-0		192		206		218		.44399 217		29		29	
DIV. I NON-CONF.		5-11-0		.3125 232		1-3-0		148		177		217		.44802 214		29		28	
TOTALS		RPI 1-25		RPI 26-50		W-L RECORDS		RPI 51-100		RPI 101-150		RPI 150+							
8-14-0		0-2-0		0-0-0		OVERALL		0-3-0		2-0-0		6-9-0							
4-4-0		0-0-0		0-0-0		HOME		0-0-0		0-0-0		4-4-0							
2-5-0		0-0-0		0-0-0		AWAY		0-2-0		0-0-0		2-3-0							
2-5-0		0-2-0		0-0-0		NEUTRAL		0-1-0		2-0-0		0-2-0							
5-11-0		0-2-0		0-0-0		NON-CONFERENCE		0-3-0		2-0-0		3-6-0							
2-3-0		0-0-0		0-0-0		HOME		0-0-0		0-0-0		2-3-0							
1-3-0		0-0-0		0-0-		AWAY		0-2-0		0-0-0		1-1-0							
2-5-0		0-2-0		0-0-0		NEUTRAL		0-1-0		2-0-0		0-2-0							
3-3-0		0-0-0		0-0-0		CONFERENCE		0-0-0		0-0-0		3-3-0							
2-1-0		0-0-0		0-0-0		HOME		0-0-0		0-0-0		2-1-0							
1-2-0		0-0-0		0-0-0		AWAY		0-0-0		0-0-0		1-2-0							
0-0-0		0-0-0		0-0-0		NEUTRAL		0-0-0		0-0-0		0-0-0							
RPI	S	Opponent		Score		RPI	S	Opponent		Score		RPI	S	Opponent		Score			
23	N	Boise St.		1	2			58	A	Grand Canyon	3	6	131	N	Stony Brook		8	2	
23	N	Boise St.		3	5			73	N	Purdue	4	5	145	N	LIU Brooklyn		1	0	
								75	A	Fla. Atlantic	3	5	163	H	UMass Lowell		1	9	
													163	H	UMass Lowell		3	7	
													168	N	Florida A&M		5	6	
													196	A	Princeton		4	1	
													196	A	Princeton		0	2	
													196	A	Princeton		0	8	
													198	H	Fairfield		0	3	
													202	N	North Dakota		5	6	
													219	H	Penn		0	3	
													219	H	Penn		8	0	
													219	H	Penn		6	4	
													236	H	Hartford		4	3	
													236	H	Hartford		5	0	
													257	A	Wagner		3	11	
													257	A	Wagner		7	5	
LAST 10 GAMES																			
						196	A	Princeton	0	8	163	H	UMass Lowell	1	9				
						236	H	Hartford	5	0	196	A	Princeton	4	1				
						202	N	North Dakota	5	6	219	H	Penn	0	3				
						23	N	Boise St.	1	2	196	A	Princeton	0	2				
						257	A	Wagner	7	5	257	A	Wagner	3	11				

Non-Div. I Games:

Yale

Average RPI Win: 139		WON-LOST	WINNING	LAST 10	STRENGTH OF		OPP. STRENGTH	TEAM	ADJ		CONF.	ADJ CONF.
Average RPI Loss: 111		RECORD	PCT. RANK	GAMES	SCHEDULE		OF SCHEDULE	RPI	RPI		RPI	RPI
DIV. I ONLY		5-26-0	.16129	273	43		168	215	.44358		218	10
DIV. I NON-CONF.		2-19-0	.09524	286	77		122	252	.41323		251	9
TOTALS		RPI 1-25	RPI 26-50		W-L RECORDS		RPI 51-100		RPI 101-150		RPI 150+	
5-26-0		0-2-0	0-5-0		OVERALL		2-6-0		1-6-0		2-7-0	
4-9-0		0-1-0	0-0-0		HOME		2-1-0		1-3-0		1-4-0	
0-8-0		0-0-0	0-3-0		AWAY		0-3-0		0-2-0		0-0-0	
1-9-0		0-1-0	0-2-0		NEUTRAL		0-2-0		0-1-0		1-3-0	
2-19-0		0-2-0	0-5-0		NON-CONFERENCE		0-1-0		0-4-0		2-7-0	
1-6-0		0-1-0	0-0-0		HOME		0-0-0		0-1-0		1-4-0	
0-5-0		0-0-0	0-0-		AWAY		0-0-0		0-2-0		0-0-0	
1-8-0		0-1-0	0-2-0		NEUTRAL		0-1-0		0-1-0		1-3-0	
3-7-0		0-0-0	0-0-0		CONFERENCE		2-5-0		1-2-0		0-0-0	
3-3-0		0-0-0	0-0-0		HOME		2-1-0		1-2-0		0-0-0	
0-3-0		0-0-0	0-0-0		AWAY		0-3-0		0-0-0		0-0-0	
0-1-0		0-0-0	0-0-0		NEUTRAL		0-1-0		0-0-0		0-0-0	
RPI S	Opponent	Score	RPI S	Opponent	Score	RPI S	Opponent	Score	RPI S	Opponent	Score	
3 N	UCLA	1 9	30 N	Virginia Tech	0 6	57 N	Fresno St.	1 10	106 H	Appalachian St.	1 0	
17 H	Auburn	1 12	30 N	Virginia Tech	1 5	88 H	UT Arlington	7 6	106 H	Appalachian St.	0 7	
			38 A	South Fla.	2 6	88 H	UT Arlington	3 6	106 H	Appalachian St.	5 6	
			38 A	South Fla.	0 4	88 H	UT Arlington	3 2	115 N	DePaul	0 4	
			45 A	Georgia Tech	3 8	88 N	UT Arlington	1 9	127 A	Samford	1 5	
						92 A	Coastal Caro.	0 5	129 H	Hofstra	8 10	
						92 A	Coastal Caro.	0 1	139 A	Hawaii	0 8	
						92 A	Coastal Caro.	3 6	154 H	Kennesaw St.	0 9	
									192 N	Mercer	0 6	
									204 N	Eastern Ill.	4 8	
									204 N	Eastern Ill.	9 2	
									208 H	Fordham	4 5	
									208 H	Fordham	5 4	
									225 H	Western Caro.	3 6	
									225 H	Western Caro.	4 5	
									245 N	Saint Mary's (CA)	5 7	
LAST 10 GAMES												
225 H	Western Caro.	4 5	192 N	Mercer	0 6							
208 H	Fordham	5 4	88 H	UT Arlington	3 2							
106 H	Appalachian St.	0 7	88 H	UT Arlington	7 6							
106 H	Appalachian St.	5 6	88 H	UT Arlington	3 6							
106 H	Appalachian St.	1 0	17 H	Auburn	1 12							

Non-Div. I Games:

Georgia St.

Penn

Penn

Average RPI Win:		231	WON-LOST RECORD		WINNING PCT. RANK		LAST 10 GAMES		STRENGTH OF SCHEDULE		OPP. STRENGTH OF SCHEDULE		TEAM RPI		ADJ RPI		CONF. RPI		ADJ CONF. RPI	
Average RPI Loss:		124																		
DIV. I ONLY			5-14-0		.26316 255		3-7-0		90		250		220		.44293 220		15		16	
DIV. I NON-CONF.			5-10-0		.33333 222		3-3-0		168		252		225		.44038 224		16		16	
TOTALS		RPI 1-25		RPI 26-50		W-L RECORDS		RPI 51-100		RPI 101-150		RPI 150+								
5-14-0		0-1-0		0-1-0		OVERALL		0-4-0		0-3-0		5-5-0								
1-9-0		0-0-0		0-0-0		HOME		0-2-0		0-3-0		1-4-0								
0-0-0		0-0-0		0-0-0		AWAY		0-0-0		0-0-0		0-0-0								
4-5-0		0-1-0		0-1-0		NEUTRAL		0-2-0		0-0-0		4-1-0								
5-10-0		0-1-0		0-1-0		NON-CONFERENCE		0-2-0		0-1-0		5-5-0								
1-5-0		0-0-0		0-0-0		HOME		0-0-0		0-1-0		1-4-0								
0-0-0		0-0-0		0-0-		AWAY		0-0-0		0-0-0		0-0-0								
4-5-0		0-1-0		0-1-0		NEUTRAL		0-2-0		0-0-0		4-1-0								
0-4-0		0-0-0		0-0-0		CONFERENCE		0-2-0		0-2-0		0-0-0								
0-4-0		0-0-0		0-0-0		HOME		0-2-0		0-2-0		0-0-0								
0-0-0		0-0-0		0-0-0		AWAY		0-0-0		0-0-0		0-0-0								
0-0-0		0-0-0		0-0-0		NEUTRAL		0-0-0		0-0-0		0-0-0								
RPI	S	Opponent		Score		RPI	S	Opponent		Score		RPI	S	Opponent		Score				
17	N	Auburn		4	11	48	N	Louisiana Tech		4	5	61	H	Southeast Mo. St.		1	11			
												61	H	Southeast Mo. St.		0	8			
												67	N	Western Ky.		0	5			
												95	N	South Alabama		1	9			
												106	H	Appalachian St.		9	10			
												138	H	UT Martin		2	6			
												138	H	UT Martin		0	5			
												166	H	ETSU		4	3			
												168	N	Florida A&M		4	3			
												171	H	Portland St.		4	5			
												173	N	Prairie View		1	4			
												210	H	Marist		2	6			
												228	H	Maine		1	6			
												228	H	Maine		3	9			
												249	N	Alabama St.		4	1			
												285	N	Delaware St.		8	7			
												287	N	Savannah St.		9	4			
LAST 10 GAMES																				
						285	N	Delaware St.		8	7	138	H	UT Martin		0	5			
						287	N	Savannah St.		9	4	228	H	Maine		3	9			
						106	H	Appalachian St.		9	10	61	H	Southeast Mo. St.		1	11			
						166	H	ETSU		4	3	138	H	UT Martin		2	6			
						171	H	Portland St.		4	5	61	H	Southeast Mo. St.		0	8			

Non-Div. I Games:

Tennessee St.

Average RPI Win: 208		WON-LOST RECORD	WINNING PCT. RANK		LAST 10 GAMES	STRENGTH OF SCHEDULE	OPP. STRENGTH OF SCHEDULE	TEAM RPI	ADJ RPI		CONF. RPI	ADJ CONF. RPI					
Average RPI Loss: 119																	
DIV. I ONLY		9-21-0	.3	242	4-6-0	167	159	225	.44276	221	28	28					
DIV. I NON-CONF.		6-21-0	.22222	255	1-6-0	132	117	233	.43506	231	27	27					
<hr/>																	
TOTALS		RPI 1-25		RPI 26-50		W-L RECORDS		RPI 51-100		RPI 101-150		RPI 150+					
9-21-0		0-1-0		1-3-0		OVERALL		0-3-0		1-5-0		7-9-0					
0-0-0		0-0-0		0-0-0		HOME		0-0-0		0-0-0		0-0-0					
4-7-0		0-1-0		0-1-0		AWAY		0-2-0		0-1-0		4-2-0					
5-14-0		0-0-0		1-2-0		NEUTRAL		0-1-0		1-4-0		3-7-0					
6-21-0		0-1-0		1-3-0		NON-CONFERENCE		0-3-0		1-5-0		4-9-0					
0-0-0		0-0-0		0-0-0		HOME		0-0-0		0-0-0		0-0-0					
1-7-0		0-1-0		0-0-		AWAY		0-2-0		0-1-0		1-2-0					
5-14-0		0-0-0		1-2-0		NEUTRAL		0-1-0		1-4-0		3-7-0					
3-0-0		0-0-0		0-0-0		CONFERENCE		0-0-0		0-0-0		3-0-0					
0-0-0		0-0-0		0-0-0		HOME		0-0-0		0-0-0		0-0-0					
3-0-0		0-0-0		0-0-0		AWAY		0-0-0		0-0-0		3-0-0					
0-0-0		0-0-0		0-0-0		NEUTRAL		0-0-0		0-0-0		0-0-0					
RPI	S	Opponent		Score		RPI	S	Opponent		Score		RPI	S	Opponent		Score	
20	A	Illinois		4	9	26	N	Drake		0	5	51	A	Louisville		0	3
						27	A	Arkansas		2	10	61	N	Southeast Mo. St.		3	5
						33	N	Missouri		9	8	72	A	Memphis		2	4
						33	N	Missouri		3	11						

Non-Div. I Games:

IUPUI

Average RPI Win: 244		WON-LOST	WINNING	LAST 10	STRENGTH OF		OPP. STRENGTH	TEAM	ADJ		CONF.	ADJ CONF.			
Average RPI Loss: 150		RECORD	PCT. RANK	GAMES	SCHEDULE		OF SCHEDULE	RPI	RPI		RPI	RPI			
DIV. I ONLY		11-16-0	.40741	191	4-6-0		214	249	221	.44088	222	28	28		
DIV. I NON-CONF.		8-16-0	.33333	222	1-6-0		224	238	245	.42222	243	27	27		
TOTALS		RPI 1-25	RPI 26-50		W-L RECORDS		RPI 51-100		RPI 101-150		RPI 150+				
11-16-0		0-0-0	0-1-0		OVERALL		0-2-0		0-3-0		11-10-0				
0-0-0		0-0-0	0-0-0		HOME		0-0-0		0-0-0		0-0-0				
3-3-0		0-0-0	0-0-0		AWAY		0-0-0		0-1-0		3-2-0				
8-13-0		0-0-0	0-1-0		NEUTRAL		0-2-0		0-2-0		8-8-0				
8-16-0		0-0-0	0-1-0		NON-CONFERENCE		0-2-0		0-3-0		8-10-0				
0-0-0		0-0-0	0-0-0		HOME		0-0-0		0-0-0		0-0-0				
0-3-0		0-0-0	0-0-		AWAY		0-0-0		0-1-0		0-2-0				
8-13-0		0-0-0	0-1-0		NEUTRAL		0-2-0		0-2-0		8-8-0				
3-0-0		0-0-0	0-0-0		CONFERENCE		0-0-0		0-0-0		3-0-0				
0-0-0		0-0-0	0-0-0		HOME		0-0-0		0-0-0		0-0-0				
3-0-0		0-0-0	0-0-0		AWAY		0-0-0		0-0-0		3-0-0				
0-0-0		0-0-0	0-0-0		NEUTRAL		0-0-0		0-0-0		0-0-0				
RPI	S	Opponent	Score	RPI	S	Opponent	Score	RPI	S	Opponent	Score	RPI	S	Opponent	Score
				30	N	Virginia Tech	0 13	61	N	Southeast Mo. St.	0 9	102	N	FIU	0 2
								80	N	South Dakota St.	7 10	119	A	Loyola Chicago	1 3
												150	N	Villanova	3 5
												159	N	UMKC	0 9
												161	N	Penn St.	1 3
												162	N	Western Mich.	0 5
												164	N	Northern Ill.	3 5
												166	N	ETSU	0 1
												166	N	ETSU	1 2
												186	N	Colgate	4 6
												212	N	Evansville	4 3
												215	N	Purdue Fort Wayne	5 3
												226	A	Saint Louis	4 6
												229	N	Butler	5 2
												230	A	Charleston So.	2 10
												232	N	Northern Colo.	4 1
												240	N	Manhattan	2 13
												243	N	Drexel	1 0
												247	A	Wright St.	10 2
												247	A	Wright St.	8 2
												247	A	Wright St.	4 3
				LAST 10 GAMES								256	N	Presbyterian	11 1
				247	A	Wright St.	10 2	232	N	Northern Colo.	4 1	265	N	Siena	7 1
				247	A	Wright St.	8 2	164	N	Northern Ill.	3 5	289	N	Cornell	5 0
				247	A	Wright St.	4 3	162	N	Western Mich.	0 5				
				226	A	Saint Louis	4 6	80	N	South Dakota St.	7 10				
				61	N	Southeast Mo. St.	0 9	150	N	Villanova	3 5				

Non-Div. I Games:

Detroit Mercy

Average RPI Win: 217		WON-LOST RECORD		WINNING PCT. RANK		LAST 10 GAMES		STRENGTH OF SCHEDULE		OPP. STRENGTH OF SCHEDULE		TEAM RPI		ADJ RPI		CONF. RPI		ADJ CONF. RPI	
Average RPI Loss: 149																			
DIV. I ONLY		9-15-0		.375 207		4-6-0		210		220		226		.44056 223		25		25	
DIV. I NON-CONF.		8-13-0		.38095 201		3-4-0		201		224		220		.44671 219		26		26	
TOTALS		RPI 1-25		RPI 26-50		W-L RECORDS		RPI 51-100		RPI 101-150		RPI 150+							
9-15-0		0-1-0		0-2-0		OVERALL		0-1-0		2-2-0		7-9-0							
5-8-0		0-0-0		0-0-0		HOME		0-1-0		1-2-0		4-5-0							
1-3-0		0-0-0		0-1-0		AWAY		0-0-0		0-0-0		1-2-0							
3-4-0		0-1-0		0-1-0		NEUTRAL		0-0-0		1-0-0		2-2-0							
8-13-0		0-1-0		0-2-0		NON-CONFERENCE		0-1-0		2-2-0		6-7-0							
5-8-0		0-0-0		0-0-0		HOME		0-1-0		1-2-0		4-5-0							
0-1-0		0-0-0		0-0-		AWAY		0-0-0		0-0-0		0-0-0							
3-4-0		0-1-0		0-1-0		NEUTRAL		0-0-0		1-0-0		2-2-0							
1-2-0		0-0-0		0-0-0		CONFERENCE		0-0-0		0-0-0		1-2-0							
0-0-0		0-0-0		0-0-0		HOME		0-0-0		0-0-0		0-0-0							
1-2-0		0-0-0		0-0-0		AWAY		0-0-0		0-0-0		1-2-0							
0-0-0		0-0-0		0-0-0		NEUTRAL		0-0-0		0-0-0		0-0-0							
RPI S	Opponent	Score		RPI S	Opponent	Score		RPI S	Opponent	Score		RPI S	Opponent	Score					
14 N	Ole Miss	0	8	32 N	Ohio St.	0	7	94 H	Marshall	4	5	122 H	East Carolina	4	3				
				39 A	UCF	0	7					122 H	East Carolina	2	7				
												133 N	Murray St.	6	3				
												134 H	Monmouth	2	4				
												160 N	South Dakota	7	9				
												176 H	Albany (NY)	2	7				
												186 H	Colgate	2	5				
												205 N	Central Ark.	5	3				
												206 H	Saint Francis (PA)	8	12				
												206 H	Saint Francis (PA)	6	5				
												207 H	Sacred Heart	1	5				
												207 H	Sacred Heart	0	2				
												211 A	Dayton	1	7				
												211 A	Dayton	6	3				
												211 A	Dayton	0	2				
												229 N	Butler	2	1				
												242 N	Akron	3	9				
												280 H	Lafayette	1	0				
												280 H	Lafayette	3	0				
												289 H	Cornell	6	1				
LAST 10 GAMES																			
				206 H	Saint Francis (PA)	6	5	122 H	East Carolina	2	7								
				211 A	Dayton	1	7	207 H	Sacred Heart	1	5								
				211 A	Dayton	6	3	122 H	East Carolina	4	3								
				211 A	Dayton	0	2	207 H	Sacred Heart	0	2								
				206 H	Saint Francis (PA)	8	12	289 H	Cornell	6	1								

Non-Div. I Games:

George Mason

Average RPI Win: 205		WON-LOST	WINNING	LAST 10	STRENGTH OF		OPP. STRENGTH	TEAM	ADJ		CONF.	ADJ CONF.			
Average RPI Loss: 141		RECORD	PCT. RANK	GAMES	SCHEDULE		OF SCHEDULE	RPI	RPI	RPI	RPI				
DIV. I ONLY		9-22-0	.29032	245	4-6-0		124	247	219	.43907	224	20	20		
DIV. I NON-CONF.		7-21-0	.25	246	2-5-0		107	253	231	.43034	235	20	20		
TOTALS		RPI 1-25	RPI 26-50		W-L RECORDS		RPI 51-100		RPI 101-150		RPI 150+				
9-22-0		0-0-0	0-1-0		OVERALL		0-7-0		2-5-0		7-9-0				
4-2-0		0-0-0	0-0-0		HOME		0-0-0		0-1-0		4-1-0				
0-5-0		0-0-0	0-1-0		AWAY		0-1-0		0-1-0		0-2-0				
5-15-0		0-0-0	0-0-0		NEUTRAL		0-6-0		2-3-0		3-6-0				
7-21-0		0-0-0	0-1-0		NON-CONFERENCE		0-7-0		2-5-0		5-8-0				
2-1-0		0-0-0	0-0-0		HOME		0-0-0		0-1-0		2-0-0				
0-5-0		0-0-0	0-0-		AWAY		0-1-0		0-1-0		0-2-0				
5-15-0		0-0-0	0-0-0		NEUTRAL		0-6-0		2-3-0		3-6-0				
2-1-0		0-0-0	0-0-0		CONFERENCE		0-0-0		0-0-0		2-1-0				
2-1-0		0-0-0	0-0-0		HOME		0-0-0		0-0-0		2-1-0				
0-0-0		0-0-0	0-0-0		AWAY		0-0-0		0-0-0		0-0-0				
0-0-0		0-0-0	0-0-0		NEUTRAL		0-0-0		0-0-0		0-0-0				
RPI	S	Opponent	Score	RPI	S	Opponent	Score	RPI	S	Opponent	Score	RPI	S	Opponent	Score
				41	A	UNLV	2 9	52	N	Seattle U	3 13	128	H	Saint Joseph's	0 5
								71	A	North Florida	0 5	131	N	Stony Brook	4 3
								71	N	North Florida	1 10	131	N	Stony Brook	1 8
								73	N	Purdue	2 5	141	N	Furman	6 7
								74	N	BYU	1 3	148	A	George Washington	1 8
								79	N	UC Davis	4 5	148	N	George Washington	2 11
								91	N	Ball St.	0 10	148	N	George Washington	7 2
												156	N	UNCW	3 6
												158	A	Gardner-Webb	2 10
												176	N	Albany (NY)	3 6
												185	A	Jacksonville	1 5
												186	N	Colgate	0 5
												187	H	Creighton	6 5
												187	H	Creighton	5 4
												187	H	Creighton	5 14
												193	H	Harvard	3 0
												230	N	Charleston So.	3 1
												240	N	Manhattan	8 7
												253	N	Utah Valley	7 6
												258	N	Oakland	10 19
												258	N	Oakland	7 8
												277	H	Brown	10 7
												286	N	La Salle	4 5
LAST 10 GAMES				258	N	Oakland	7 8	148	A	George Washington	1 8				
				277	H	Brown	10 7	131	N	Stony Brook	1 8				
				187	H	Creighton	6 5	258	N	Oakland	10 19				
				187	H	Creighton	5 4	131	N	Stony Brook	4 3				
				187	H	Creighton	5 14	230	N	Charleston So.	3 1				

Non-Div. I Games:

Georgetown

Average RPI Win: 209		WON-LOST	WINNING	LAST 10	STRENGTH OF		OPP. STRENGTH	TEAM	ADJ		CONF.	ADJ CONF.			
Average RPI Loss: 149		RECORD	PCT. RANK	GAMES	SCHEDULE		OF SCHEDULE	RPI	RPI		RPI	RPI			
DIV. I ONLY		10-15-0	.4	193	2-8-0		231	198	224		.43886	225	14	14	
DIV. I NON-CONF.		10-12-0	.45455	163	2-5-0		252	189	213		.44749	217	14	14	
TOTALS		RPI 1-25	RPI 26-50		W-L RECORDS		RPI 51-100		RPI 101-150		RPI 150+				
10-15-0		0-0-0	0-3-0		OVERALL		2-1-0		0-2-0		8-9-0				
1-3-0		0-0-0	0-0-0		HOME		0-0-0		0-0-0		1-3-0				
8-6-0		0-0-0	0-1-0		AWAY		1-1-0		0-0-0		7-4-0				
1-6-0		0-0-0	0-2-0		NEUTRAL		1-0-0		0-2-0		0-2-0				
10-12-0		0-0-0	0-3-0		NON-CONFERENCE		2-1-0		0-2-0		8-6-0				
1-0-0		0-0-0	0-0-0		HOME		0-0-0		0-0-0		1-0-0				
8-6-0		0-0-0	0-0-		AWAY		1-1-0		0-0-0		7-4-0				
1-6-0		0-0-0	0-2-0		NEUTRAL		1-0-0		0-2-0		0-2-0				
0-3-0		0-0-0	0-0-0		CONFERENCE		0-0-0		0-0-0		0-3-0				
0-3-0		0-0-0	0-0-0		HOME		0-0-0		0-0-0		0-3-0				
0-0-0		0-0-0	0-0-0		AWAY		0-0-0		0-0-0		0-0-0				
0-0-0		0-0-0	0-0-0		NEUTRAL		0-0-0		0-0-0		0-0-0				
RPI	S	Opponent	Score	RPI	S	Opponent	Score	RPI	S	Opponent	Score	RPI	S	Opponent	Score
				40	N	Oregon St.	0 7	66	A	Loyola Marymount	3 2	136	N	New Mexico	0 10
				40	N	Oregon St.	0 2	66	A	Loyola Marymount	0 8	138	N	UT Martin	3 7
				45	A	Georgia Tech	6 9	87	N	Jacksonville St.	8 6	154	A	Kennesaw St.	2 10
												154	A	Kennesaw St.	1 7
												166	H	ETSU	1 2
												166	H	ETSU	5 7
												166	H	ETSU	9 11
												207	H	Sacred Heart	3 1
												215	N	Purdue Fort Wayne	7 8
												218	A	Georgia St.	6 3
												218	A	Georgia St.	5 4
												233	A	UC Santa Barbara	0 7
												233	A	UC Santa Barbara	10 7
												249	A	Alabama St.	9 8
												256	A	Presbyterian	4 3
												256	A	Presbyterian	1 3
												267	N	Alabama A&M	1 4
												276	A	N.C. Central	6 3
												276	A	N.C. Central	3 2
LAST 10 GAMES															
				233	A	UC Santa Barbara	10 7	218	A	Georgia St.	5 4				
				154	A	Kennesaw St.	2 10	166	H	ETSU	1 2				
				166	H	ETSU	9 11	166	H	ETSU	5 7				
				276	A	N.C. Central	3 2	233	A	UC Santa Barbara	0 7				
				256	A	Presbyterian	1 3	40	N	Oregon St.	0 2				

Non-Div. I Games:

Western Caro.

Average RPI Win:		240	WON-LOST RECORD		WINNING PCT. RANK		LAST 10 GAMES		STRENGTH OF SCHEDULE		OPP. STRENGTH OF SCHEDULE		TEAM RPI		ADJ RPI		CONF. RPI		ADJ CONF. RPI				
Average RPI Loss:		117																					
DIV. I ONLY			8-18-0		.30769 240		6-4-0		161		219		228		.43805 226		25		25				
DIV. I NON-CONF.			5-18-0		.21739 257		3-4-0		116		182		236		.43193 233		26		26				
TOTALS		RPI 1-25		RPI 26-50		W-L RECORDS		RPI 51-100		RPI 101-150		RPI 150+											
8-18-0		0-1-0		0-2-0		OVERALL		0-5-0		1-3-0		7-7-0											
6-2-0		0-0-0		0-0-0		HOME		0-0-0		0-1-0		6-1-0											
1-6-0		0-0-0		0-1-0		AWAY		0-1-0		1-1-0		0-3-0											
1-10-0		0-1-0		0-1-0		NEUTRAL		0-4-0		0-1-0		1-3-0											
5-18-0		0-1-0		0-2-0		NON-CONFERENCE		0-5-0		1-3-0		4-7-0											
3-2-0		0-0-0		0-0-0		HOME		0-0-0		0-1-0		3-1-0											
1-6-0		0-0-0		0-0-		AWAY		0-1-0		1-1-0		0-3-0											
1-10-0		0-1-0		0-1-0		NEUTRAL		0-4-0		0-1-0		1-3-0											
3-0-0		0-0-0		0-0-0		CONFERENCE		0-0-0		0-0-0		3-0-0											
3-0-0		0-0-0		0-0-0		HOME		0-0-0		0-0-0		3-0-0											
0-0-0		0-0-0		0-0-0		AWAY		0-0-0		0-0-0		0-0-0											
0-0-0		0-0-0		0-0-0		NEUTRAL		0-0-0		0-0-0		0-0-0											
RPI	S	Opponent		Score		RPI	S	Opponent		Score		RPI	S	Opponent		Score		RPI	S	Opponent		Score	
12	N	Kentucky		0	10	26	N	Drake		1	7	54	N	Southern Ill.		0	10	119	H	Loyola Chicago		4	10
						50	A	Missouri St.		0	6	67	N	Western Ky.		0	10	133	N	Murray St.		12	13
												80	N	South Dakota St.		0	6	138	A	UT Martin		0	5
												80	N	South Dakota St.		0	14	138	A	UT Martin		4	1
												84	A	UNI		4	9	154	A	Kennesaw St.		5	10
																		154	A	Kennesaw St.		4	10
																		154	A	Kennesaw St.		3	6
																		164	H	Northern Ill.		3	8
																		187	N	Creighton		4	5
																		195	N	Toledo		0	4
																		212	N	Evansville		6	2
																		222	H	Detroit Mercy		6	4
																		232	H	Northern Colo.		8	5
																		247	N	Wright St.		9	10
																		259	H	Omaha		7	2
																		286	H	La Salle		11	3
																		286	H	La Salle		4	1
																		286	H	La Salle		11	2
LAST 10 GAMES																							
						138	A	UT Martin		4	1	286	H	La Salle		4	1						
						212	N	Evansville		6	2	50	A	Missouri St.		0	6						
						138	A	UT Martin		0	5	222	H	Detroit Mercy		6	4						
						286	H	La Salle		11	3	259	H	Omaha		7	2						
						286	H	La Salle		11	2	232	H	Northern Colo.		8	5						

Non-Div. I Games:

Saint Louis

Average RPI Win: 235		WON-LOST RECORD		WINNING PCT. RANK		LAST 10 GAMES		STRENGTH OF SCHEDULE		OPP. STRENGTH OF SCHEDULE		TEAM RPI		ADJ RPI		CONF. RPI		ADJ CONF. RPI	
DIV. I ONLY		10-16-0		.38462 201		5-5-0		216		241		229		.43793 227		17		17	
DIV. I NON-CONF.		10-13-0		.43478 173		5-2-0		254		248		226		.43802 228		18		18	
TOTALS		RPI 1-25		RPI 26-50		W-L RECORDS		RPI 51-100		RPI 101-150		RPI 150+							
10-16-0		0-0-0		0-2-0		OVERALL		0-5-0		0-2-0		10-7-0							
2-0-0		0-0-0		0-0-0		HOME		0-0-0		0-0-0		2-0-0							
4-7-0		0-0-0		0-2-0		AWAY		0-3-0		0-1-0		4-1-0							
4-9-0		0-0-0		0-0-0		NEUTRAL		0-2-0		0-1-0		4-6-0							
10-13-0		0-0-0		0-2-0		NON-CONFERENCE		0-2-0		0-2-0		10-7-0							
2-0-0		0-0-0		0-0-0		HOME		0-0-0		0-0-0		2-0-0							
4-4-0		0-0-0		0-0-		AWAY		0-0-0		0-1-0		4-1-0							
4-9-0		0-0-0		0-0-0		NEUTRAL		0-2-0		0-1-0		4-6-0							
0-3-0		0-0-0		0-0-0		CONFERENCE		0-3-0		0-0-0		0-0-0							
0-0-0		0-0-0		0-0-0		HOME		0-0-0		0-0-0		0-0-0							
0-3-0		0-0-0		0-0-0		AWAY		0-3-0		0-0-0		0-0-0							
0-0-0		0-0-0		0-0-0		NEUTRAL		0-0-0		0-0-0		0-0-0							
RPI	S	Opponent		Score		RPI	S	Opponent		Score		RPI	S	Opponent		Score			
				42	A	Georgia	2	10	68	N	California	3	11	103	A	USC Upstate	2	4	
				42	A	Georgia	0	2	78	A	Ohio	2	7	145	N	LIU Brooklyn	0	1	
									78	A	Ohio	7	8	158	A	Gardner-Webb	5	4	
									78	A	Ohio	10	15	158	A	Gardner-Webb	7	4	
									89	N	Elon	1	2	166	N	ETSU	3	0	
														174	N	Boston U.	3	9	
														174	N	Boston U.	0	4	
														197	N	Western Ill.	3	4	
														197	N	Western Ill.	0	8	
														206	N	Saint Francis (PA)	8	7	
														206	N	Saint Francis (PA)	7	12	
														211	N	Dayton	4	5	
														247	A	Wright St.	4	5	
														258	H	Oakland	6	5	
														258	H	Oakland	8	4	
														282	A	Morehead St.	10	4	
														282	A	Morehead St.	9	2	
														292	N	St. Bonaventure	21	0	
														292	N	St. Bonaventure	10	2	
LAST 10 GAMES																			
				247	A	Wright St.	4	5	258	H	Oakland	6	5						
				211	N	Dayton	4	5	197	N	Western Ill.	0	8						
				292	N	St. Bonaventure	10	2	68	N	California	3	11						
				292	N	St. Bonaventure	21	0	78	A	Ohio	10	15						
				258	H	Oakland	8	4	78	A	Ohio	7	8						

Non-Div. I Games:

Bowling Green

Average RPI Win: 189		WON-LOST	WINNING	LAST 10	STRENGTH OF	OPP. STRENGTH	TEAM	ADJ	CONF.	ADJ CONF.							
Average RPI Loss: 136		RECORD	PCT. RANK	GAMES	SCHEDULE	OF SCHEDULE	RPI	RPI	RPI	RPI							
DIV. I ONLY		7-15-0	.31818	235	5-5-0	190	167	230	.43762	228	23	23					
DIV. I NON-CONF.		7-15-0	.31818	228	5-5-0	194	161	229	.43762	229	24	24					
<hr/>																	
TOTALS		RPI 1-25		RPI 26-50		W-L RECORDS		RPI 51-100		RPI 101-150		RPI 150+					
7-15-0		0-1-0		0-0-0		OVERALL		0-4-0		2-2-0		5-8-0					
0-0-0		0-0-0		0-0-0		HOME		0-0-0		0-0-0		0-0-0					
3-8-0		0-0-0		0-0-0		AWAY		0-1-0		1-2-0		2-5-0					
4-7-0		0-1-0		0-0-0		NEUTRAL		0-3-0		1-0-0		3-3-0					
<hr/>																	
7-15-0		0-1-0		0-0-0		NON-CONFERENCE		0-4-0		2-2-0		5-8-0					
0-0-0		0-0-0		0-0-0		HOME		0-0-0		0-0-0		0-0-0					
3-8-0		0-0-0		0-0-		AWAY		0-1-0		1-2-0		2-5-0					
4-7-0		0-1-0		0-0-0		NEUTRAL		0-3-0		1-0-0		3-3-0					
<hr/>																	
0-0-0		0-0-0		0-0-0		CONFERENCE		0-0-0		0-0-0		0-0-0					
0-0-0		0-0-0		0-0-0		HOME		0-0-0		0-0-0		0-0-0					
0-0-0		0-0-0		0-0-0		AWAY		0-0-0		0-0-0		0-0-0					
0-0-0		0-0-0		0-0-0		NEUTRAL		0-0-0		0-0-0		0-0-0					
<hr/>																	
RPI	S	Opponent		Score		RPI	S	Opponent		Score		RPI	S	Opponent		Score	
16	N	Texas Tech		0	10							61	N	Southeast Mo. St.		2	6
												72	A	Memphis		2	8
												97	N	UTSA		5	6
												97	N	UTSA		0	3
												107	A	Middle Tenn.		2	1
												108	A	Belmont		5	13
												108	A	Belmont		1	4
												133	N	Murray St.		6	5
												159	N	UMKC		2	8
												159	N	UMKC		5	4
												159	N	UMKC		0	7
												167	A	Lamar University		2	7
												167	A	Lamar University		2	4
												170	A	Kansas		4	6
												209	A	Abilene Christian		2	9
												209	A	Abilene Christian		2	9
												213	N	Rhode Island		11	2
												220	A	Tennessee St.		9	3
												220	A	Tennessee St.		6	1
												240	N	Manhattan		1	5
												274	N	Iona		3	1
<hr/>																	
LAST 10 GAMES																	
209	A	Abilene Christian			2	9	220	A	Tennessee St.			9	3				
159	N	UMKC			5	4	274	N	Iona			3	1				
209	A	Abilene Christian			2	9	240	N	Manhattan			1	5				
159	N	UMKC			0	7	107	A	Middle Tenn.			2	1				
108	A	Belmont			5	13	108	A	Belmont			1	4				

Non-Div. I Games:

Maine

Butler

Butler

Average RPI Win:	206	WON-LOST	WINNING	LAST 10	STRENGTH OF	OPP. STRENGTH	TEAM	ADJ	CONF.	ADJ CONF.					
Average RPI Loss:	127	RECORD	PCT. RANK	GAMES	SCHEDULE	OF SCHEDULE	RPI	RPI	RPI	RPI					
DIV. I ONLY		10-27-0	.27027	254	4-6-0	141	225	231	.43611	230	21	22			
DIV. I NON-CONF.		6-22-0	.21429	258	0-1-0	142	236	248	.41881	247	22	22			
<hr/>															
TOTALS	RPI 1-25	RPI 26-50		W-L RECORDS		RPI 51-100		RPI 101-150		RPI 150+					
10-27-0	0-0-0	0-3-0		OVERALL		0-7-0		1-3-0		9-14-0					
8-16-0	0-0-0	0-2-0		HOME		0-3-0		1-2-0		7-9-0					
1-7-0	0-0-0	0-1-0		AWAY		0-2-0		0-1-0		1-3-0					
1-4-0	0-0-0	0-0-0		NEUTRAL		0-2-0		0-0-0		1-2-0					
<hr/>															
6-22-0	0-0-0	0-3-0		NON-CONFERENCE		0-7-0		0-1-0		6-11-0					
5-13-0	0-0-0	0-2-0		HOME		0-3-0		0-0-0		5-8-0					
0-5-0	0-0-0	0-0-		AWAY		0-2-0		0-1-0		0-1-0					
1-4-0	0-0-0	0-0-0		NEUTRAL		0-2-0		0-0-0		1-2-0					
<hr/>															
4-5-0	0-0-0	0-0-0		CONFERENCE		0-0-0		1-2-0		3-3-0					
3-3-0	0-0-0	0-0-0		HOME		0-0-0		1-2-0		2-1-0					
1-2-0	0-0-0	0-0-0		AWAY		0-0-0		0-0-0		1-2-0					
0-0-0	0-0-0	0-0-0		NEUTRAL		0-0-0		0-0-0		0-0-0					
<hr/>															
RPI	S	Opponent	Score	RPI	S	Opponent	Score	RPI	S	Opponent	Score				
				30	H	Virginia Tech	0 4	62	A	NC State	0 6	103	H	USC Upstate	5 4
				30	H	Virginia Tech	0 10	62	H	NC State	2 8	103	H	USC Upstate	0 1
				31	A	South Carolina	1 9	71	A	North Florida	3 11	103	H	USC Upstate	1 6
								78	N	Ohio	5 8	116	A	Duke	5 9
								78	N	Ohio	3 4	151	H	Col. of Charleston	0 8
								92	H	Coastal Caro.	2 6	152	A	Campbell	6 9
								94	H	Marshall	0 10	152	A	Campbell	5 2
												152	A	Campbell	1 9
												156	H	UNCW	5 2
												160	H	South Dakota	2 8
												160	H	South Dakota	6 8
												163	H	UMass Lowell	0 5
												166	H	ETSU	0 12
												166	H	ETSU	3 4
												170	N	Kansas	0 6
												179	H	Radford	2 1
												179	H	Radford	1 3
												179	H	Radford	9 7
												185	A	Jacksonville	0 8
												211	H	Dayton	9 1
												211	H	Dayton	2 3
				LAST 10 GAMES								222	H	Detroit Mercy	10 2
				116	A	Duke	5 9	179	H	Radford	9 7	224	N	Georgetown	1 3
				30	H	Virginia Tech	0 10	152	A	Campbell	5 2	246	H	Dartmouth	3 5
				160	H	South Dakota	2 8	152	A	Campbell	1 9	264	N	Cleveland St.	5 4
				103	H	USC Upstate	1 6	103	H	USC Upstate	5 4	295	H	UMES	5 1
				152	A	Campbell	6 9	103	H	USC Upstate	0 1	295	H	UMES	10 2

Non-Div. I Games:

Charleston So.

Average RPI Win: 268		WON-LOST	WINNING	LAST 10	STRENGTH OF		OPP. STRENGTH	TEAM	ADJ	CONF.	ADJ CONF.
Average RPI Loss: 89		RECORD	PCT. RANK	GAMES	SCHEDULE		OF SCHEDULE	RPI	RPI	RPI	RPI
DIV. I ONLY		8-17-0	.32	233	6-4-0		172	172	223	.43527	231
DIV. I NON-CONF.		2-17-0	.10526	282	0-4-0		89	73	250	.41101	255
TOTALS		RPI 1-25	RPI 26-50		W-L RECORDS		RPI 51-100		RPI 101-150		RPI 150+
8-17-0		0-4-0	0-3-0		OVERALL		0-5-0		0-1-0		8-4-0
4-3-0		0-0-0	0-0-0		HOME		0-1-0		0-0-0		4-2-0
4-7-0		0-2-0	0-1-0		AWAY		0-2-0		0-0-0		4-2-0
0-7-0		0-2-0	0-2-0		NEUTRAL		0-2-0		0-1-0		0-0-0
2-17-0		0-4-0	0-3-0		NON-CONFERENCE		0-5-0		0-1-0		2-4-0
1-3-0		0-0-0	0-0-0		HOME		0-1-0		0-0-0		1-2-0
1-7-0		0-2-0	0-0-		AWAY		0-2-0		0-0-0		1-2-0
0-7-0		0-2-0	0-2-0		NEUTRAL		0-2-0		0-1-0		0-0-0
6-0-0		0-0-0	0-0-0		CONFERENCE		0-0-0		0-0-0		6-0-0
3-0-0		0-0-0	0-0-0		HOME		0-0-0		0-0-0		3-0-0
3-0-0		0-0-0	0-0-0		AWAY		0-0-0		0-0-0		3-0-0
0-0-0		0-0-0	0-0-0		NEUTRAL		0-0-0		0-0-0		0-0-0
RPI S	Opponent	Score	RPI S	Opponent	Score	RPI S	Opponent	Score	RPI S	Opponent	Score
6 A	Texas	2 6	37 A	Houston	0 9	55 A	SFA	0 8	115 N	DePaul	0 7
6 A	Texas	0 8	46 N	Wisconsin	3 8	63 A	Sam Houston St.	2 7	199 H	Houston Baptist	2 6
10 N	Minnesota	4 7	46 N	Wisconsin	0 4	64 H	Wichita St.	1 8	199 H	Houston Baptist	2 4
10 N	Minnesota	0 7				64 N	Wichita St.	0 11	241 A	A&M-Corpus Christi	1 2
						76 N	Texas St.	3 7	241 H	A&M-Corpus Christi	2 0
									267 H	Alabama A&M	8 5
									267 H	Alabama A&M	4 0
									267 H	Alabama A&M	8 7
									273 A	Mississippi Val.	6 3
									273 A	Mississippi Val.	6 5
									273 A	Mississippi Val.	5 1
									281 A	Incarnate Word	5 6
									281 A	Incarnate Word	4 3
LAST 10 GAMES											
			267 H	Alabama A&M	8 7	273 A	Mississippi Val.	6 3			
			267 H	Alabama A&M	4 0	281 A	Incarnate Word	5 6			
			37 A	Houston	0 9	199 H	Houston Baptist	2 4			
			64 N	Wichita St.	0 11	267 H	Alabama A&M	8 5			
			115 N	DePaul	0 7	273 A	Mississippi Val.	5 1			

Non-Div. I Games: Houston-Victoria 1 3 Houston-Victoria 3 6

Texas Southern

[illegible]

Non-Div. I Games:

Northern Colo.

Average RPI Win:		181	WON-LOST RECORD		WINNING PCT. RANK		LAST 10 GAMES		STRENGTH OF SCHEDULE		OPP. STRENGTH OF SCHEDULE		TEAM RPI		ADJ RPI		CONF. RPI		ADJ CONF. RPI				
DIV. I ONLY			6-24-0		.2 267		1-9-0		125		138		237		.43196 233		12		12				
DIV. I NON-CONF.			6-24-0		.2 260		1-9-0		112		135		237		.43196 232		12		12				
TOTALS		RPI 1-25		RPI 26-50		W-L RECORDS		RPI 51-100		RPI 101-150		RPI 150+											
6-24-0		0-4-0		0-1-0		OVERALL		1-6-0		1-3-0		4-10-0											
1-3-0		0-0-0		0-0-0		HOME		0-1-0		0-1-0		1-1-0											
1-7-0		0-0-0		0-0-0		AWAY		0-3-0		1-1-0		0-3-0											
4-14-0		0-4-0		0-1-0		NEUTRAL		1-2-0		0-1-0		3-6-0											
6-24-0		0-4-0		0-1-0		NON-CONFERENCE		1-6-0		1-3-0		4-10-0											
1-3-0		0-0-0		0-0-0		HOME		0-1-0		0-1-0		1-1-0											
1-7-0		0-0-0		0-0-		AWAY		0-3-0		1-1-0		0-3-0											
4-14-0		0-4-0		0-1-0		NEUTRAL		1-2-0		0-1-0		3-6-0											
0-0-0		0-0-0		0-0-0		CONFERENCE		0-0-0		0-0-0		0-0-0											
0-0-0		0-0-0		0-0-0		HOME		0-0-0		0-0-0		0-0-0											
0-0-0		0-0-0		0-0-0		AWAY		0-0-0		0-0-0		0-0-0											
0-0-0		0-0-0		0-0-0		NEUTRAL		0-0-0		0-0-0		0-0-0											
RPI	S	Opponent		Score		RPI	S	Opponent		Score		RPI	S	Opponent		Score							
2	N	Oklahoma		0	8	43	N	Oregon		1	6	57	A	Fresno St.		1	3	107	N	Middle Tenn.		1	2
2	N	Oklahoma		1	12							57	A	Fresno St.		2	6	114	A	San Diego St.		0	1
7	N	Arizona		1	9							58	N	Grand Canyon		4	1	145	H	LIU Brooklyn		1	6
20	N	Illinois		2	11							58	N	Grand Canyon		1	3	146	A	Sacramento St.		12	6
												66	A	Loyola Marymount		2	3	164	N	Northern Ill.		0	8
												68	H	California		0	11	194	A	San Diego		1	2
												74	N	BYU		2	3	194	A	San Diego		1	8
																		194	A	San Diego		0	1
																		201	N	Montana		0	5
																		201	N	Montana		11	6
																		202	N	North Dakota		2	3
																		216	N	California Baptist		7	5
																		216	N	California Baptist		1	5
																		216	N	California Baptist		8	11
																		225	H	Western Caro.		7	10
																		225	H	Western Caro.		7	0
																		234	N	CSU Bakersfield		3	4
																		239	N	Army West Point		3	1
LAST 10 GAMES																							
						57	A	Fresno St.		1	3	194	A	San Diego		0	1						
						7	N	Arizona		1	9	216	N	California Baptist		8	11						
						225	H	Western Caro.		7	10	20	N	Illinois		2	11						
						194	A	San Diego		1	2	66	A	Loyola Marymount		2	3						
						194	A	San Diego		1	8	2	N	Oklahoma		1	12						

Non-Div. I Games:

UC Santa Barbara

Average RPI Win: 220		WON-LOST	WINNING	LAST 10	STRENGTH OF		OPP. STRENGTH	TEAM	ADJ	CONF.	ADJ CONF.		
Average RPI Loss: 173		RECORD	PCT. RANK	GAMES	SCHEDULE		OF SCHEDULE	RPI	RPI	RPI	RPI		
DIV. I ONLY		10-13-0	.43478	176	4-6-0		257	246	238	.43187	234	16	15
DIV. I NON-CONF.		8-12-0	.4	185	2-5-0		269	240	246	.42146	245	17	17
TOTALS		RPI 1-25	RPI 26-50		W-L RECORDS		RPI 51-100		RPI 101-150		RPI 150+		
10-13-0	0-0-0	0-0-0		OVERALL		0-2-0		1-3-0		9-8-0			
2-4-0	0-0-0	0-0-0		HOME		0-0-0		0-1-0		2-3-0			
3-4-0	0-0-0	0-0-0		AWAY		0-1-0		1-1-0		2-2-0			
5-5-0	0-0-0	0-0-0		NEUTRAL		0-1-0		0-1-0		5-3-0			
8-12-0	0-0-0	0-0-0		NON-CONFERENCE		0-2-0		1-3-0		7-7-0			
0-3-0	0-0-0	0-0-0		HOME		0-0-0		0-1-0		0-2-0			
3-4-0	0-0-0	0-0-		AWAY		0-1-0		1-1-0		2-2-0			
5-5-0	0-0-0	0-0-0		NEUTRAL		0-1-0		0-1-0		5-3-0			
2-1-0	0-0-0	0-0-0		CONFERENCE		0-0-0		0-0-0		2-1-0			
2-1-0	0-0-0	0-0-0		HOME		0-0-0		0-0-0		2-1-0			
0-0-0	0-0-0	0-0-0		AWAY		0-0-0		0-0-0		0-0-0			
0-0-0	0-0-0	0-0-0		NEUTRAL		0-0-0		0-0-0		0-0-0			
RPI	S	Opponent	Score	RPI	S	Opponent	Score	RPI	S	Opponent	Score		

Non-Div. I Games:

CSU Bakersfield

Non-Div. I Games:

 Tie, Loss, Non-Conf,S Site, H Home, A Away, N Neutral Page 237

Average RPI Win:		252	WON-LOST RECORD		WINNING PCT. RANK		LAST 10 GAMES		STRENGTH OF SCHEDULE		OPP. STRENGTH OF SCHEDULE		TEAM RPI		ADJ RPI		CONF. RPI		ADJ CONF. RPI	
DIV. I ONLY			6-10-0		.375	207	6-4-0		177		294		236		.43077	236		23		23
DIV. I NON-CONF.			6-10-0		.375	203	6-4-0		181		294		232		.43077	234		24		24
TOTALS		RPI 1-25		RPI 26-50			W-L RECORDS			RPI 51-100			RPI 101-150			RPI 150+				
6-10-0		0-0-0		0-0-0			OVERALL			0-0-0			0-1-0			6-9-0				
3-3-0		0-0-0		0-0-0			HOME			0-0-0			0-0-0			3-3-0				
3-4-0		0-0-0		0-0-0			AWAY			0-0-0			0-0-0			3-4-0				
0-3-0		0-0-0		0-0-0			NEUTRAL			0-0-0			0-1-0			0-2-0				
6-10-0		0-0-0		0-0-0			NON-CONFERENCE			0-0-0			0-1-0			6-9-0				
3-3-0		0-0-0		0-0-0			HOME			0-0-0			0-0-0			3-3-0				
3-4-0		0-0-0		0-0-			AWAY			0-0-0			0-0-0			3-4-0				
0-3-0		0-0-0		0-0-0			NEUTRAL			0-0-0			0-1-0			0-2-0				
0-0-0		0-0-0		0-0-0			CONFERENCE			0-0-0			0-0-0			0-0-0				
0-0-0		0-0-0		0-0-0			HOME			0-0-0			0-0-0			0-0-0				
0-0-0		0-0-0		0-0-0			AWAY			0-0-0			0-0-0			0-0-0				
0-0-0		0-0-0		0-0-0			NEUTRAL			0-0-0			0-0-0			0-0-0				
RPI	S	Opponent		Score		RPI	S	Opponent		Score		RPI	S	Opponent		Score				

Non-Div. I Games:

Hartford

Hampton

Hampton

Hampton

Average RPI Win:		195	WON-LOST RECORD		WINNING PCT. RANK		LAST 10 GAMES		STRENGTH OF SCHEDULE		OPP. STRENGTH OF SCHEDULE		TEAM RPI		ADJ RPI		CONF. RPI		ADJ CONF. RPI				
DIV. I ONLY			4-26-0		.13333 283		1-9-0		66		131		240		.42826 238		10		10				
DIV. I NON-CONF.			3-18-0		.14286 271		0-1-0		84		142		243		.42285 242		9		9				
TOTALS		RPI 1-25		RPI 26-50		W-L RECORDS		RPI 51-100		RPI 101-150		RPI 150+											
4-26-0		0-3-0		0-4-0		OVERALL		1-8-0		1-8-0		2-3-0											
0-7-0		0-0-0		0-0-0		HOME		0-3-0		0-3-0		0-1-0											
1-8-0		0-1-0		0-1-0		AWAY		1-3-0		0-3-0		0-0-0											
3-11-0		0-2-0		0-3-0		NEUTRAL		0-2-0		1-2-0		2-2-0											
3-18-0		0-3-0		0-4-0		NON-CONFERENCE		0-3-0		1-5-0		2-3-0											
0-1-0		0-0-0		0-0-0		HOME		0-0-0		0-0-0		0-1-0											
0-6-0		0-1-0		0-0-		AWAY		0-1-0		0-3-0		0-0-0											
3-11-0		0-2-0		0-3-0		NEUTRAL		0-2-0		1-2-0		2-2-0											
1-8-0		0-0-0		0-0-0		CONFERENCE		1-5-0		0-3-0		0-0-0											
0-6-0		0-0-0		0-0-0		HOME		0-3-0		0-3-0		0-0-0											
1-2-0		0-0-0		0-0-0		AWAY		1-2-0		0-0-0		0-0-0											
0-0-0		0-0-0		0-0-0		NEUTRAL		0-0-0		0-0-0		0-0-0											
RPI	S	Opponent		Score		RPI	S	Opponent		Score		RPI	S	Opponent		Score							
10	N	Minnesota		0	5	37	A	Houston		0	4	53	A	Troy		0	8	101	A	Nicholls St.		0	8
10	N	Minnesota		1	13	50	N	Missouri St.		2	11	53	A	Troy		4	1	106	H	Appalachian St.		0	5
11	A	Alabama		1	5	50	N	Missouri St.		3	4	53	A	Troy		1	6	106	H	Appalachian St.		2	4
						50	N	Missouri St.		1	4	55	A	SFA		0	4	106	H	Appalachian St.		0	3
												61	N	Southeast Mo. St.		0	8	118	A	McNeese		0	9
												76	H	Texas St.		2	8	123	A	UAB		11	12
												76	H	Texas St.		0	2	142	N	Nevada		2	3
												76	H	Texas St.		1	2	144	N	Austin Peay		0	10
												77	N	Maryland		0	8	144	N	Austin Peay		5	3
																		205	H	Central Ark.		3	7
																		247	N	Wright St.		7	10
																		247	N	Wright St.		7	8
																		290	N	Coppin St.		10	2
																		291	N	Ark.-Pine Bluff		12	2
LAST 10 GAMES																							
						76	H	Texas St.		0	2	76	H	Texas St.		2	8						
						53	A	Troy		4	1	76	H	Texas St.		1	2						
						53	A	Troy		0	8	205	H	Central Ark.		3	7						
						291	N	Ark.-Pine Bluff		12	2	106	H	Appalachian St.		0	5						
						37	A	Houston		0	4	106	H	Appalachian St.		2	4						

Non-Div. I Games:

La.-Monroe

Average RPI Win: 202		WON-LOST	WINNING	LAST 10	STRENGTH OF		OPP. STRENGTH	TEAM	ADJ		CONF.	ADJ CONF.
Average RPI Loss: 149		RECORD	PCT. RANK	GAMES	SCHEDULE		OF SCHEDULE	RPI	RPI		RPI	RPI
DIV. I ONLY		12-17-0	.41379 189	6-4-0	256		209	235	.42768 239		26	26
DIV. I NON-CONF.		10-16-0	.38462 198	4-3-0	216		201	222	.43931 225		25	25
TOTALS		RPI 1-25	RPI 26-50		W-L RECORDS		RPI 51-100		RPI 101-150		RPI 150+	
12-17-0		0-0-0	0-2-0		OVERALL		1-4-0		2-5-0		9-6-0	
2-1-0		0-0-0	0-0-0		HOME		0-0-0		0-0-0		2-1-0	
1-4-0		0-0-0	0-0-0		AWAY		0-1-0		0-2-0		1-1-0	
9-12-0		0-0-0	0-2-0		NEUTRAL		1-3-0		2-3-0		6-4-0	
10-16-0		0-0-0	0-2-0		NON-CONFERENCE		1-4-0		2-5-0		7-5-0	
0-0-0		0-0-0	0-0-0		HOME		0-0-0		0-0-0		0-0-0	
1-4-0		0-0-0	0-0-		AWAY		0-1-0		0-2-0		1-1-0	
9-12-0		0-0-0	0-2-0		NEUTRAL		1-3-0		2-3-0		6-4-0	
2-1-0		0-0-0	0-0-0		CONFERENCE		0-0-0		0-0-0		2-1-0	
2-1-0		0-0-0	0-0-0		HOME		0-0-0		0-0-0		2-1-0	
0-0-0		0-0-0	0-0-0		AWAY		0-0-0		0-0-0		0-0-0	
0-0-0		0-0-0	0-0-0		NEUTRAL		0-0-0		0-0-0		0-0-0	
RPI S	Opponent	Score	RPI S	Opponent	Score	RPI S	Opponent	Score	RPI S	Opponent	Score	
			32 N	Ohio St.	0 4	71 N	North Florida	0 3	113 N	Rutgers	4 12	
			43 N	Oregon	0 11	80 N	South Dakota St.	1 5	116 N	Duke	10 0	
						81 A	Long Beach St.	2 4	130 A	CSUN	3 4	
						87 N	Jacksonville St.	0 6	130 A	CSUN	4 9	
						87 N	Jacksonville St.	11 6	134 N	Monmouth	3 1	
									143 N	Providence	3 4	
									149 N	Central Mich.	1 2	
									192 A	Mercer	8 6	
									192 A	Mercer	5 7	
									195 N	Toledo	5 2	
									206 N	Saint Francis (PA)	9 1	
									214 N	Columbia	9 7	
									229 N	Butler	3 6	
									229 N	Butler	8 3	
									233 N	UC Santa Barbara	1 3	
									234 N	CSU Bakersfield	4 3	
									262 N	Santa Clara	4 6	
									262 N	Santa Clara	8 0	
									279 H	Holy Cross	2 1	
									279 H	Holy Cross	1 0	
									279 H	Holy Cross	0 2	
									286 N	La Salle	1 3	
LAST 10 GAMES			LAST 10 GAMES			LAST 10 GAMES			LAST 10 GAMES			
			279 H	Holy Cross	1 0	279 H	Holy Cross	0 2				
			262 N	Santa Clara	8 0	286 N	La Salle	1 3				
			229 N	Butler	3 6	214 N	Columbia	9 7				
			279 H	Holy Cross	2 1	71 N	North Florida	0 3				
			130 A	CSUN	3 4	134 N	Monmouth	3 1				

Non-Div. I Games:

Army West Point

[illegible]

Non-Div. I Games:

Manhattan

Average RPI Win:		195	WON-LOST		WINNING		LAST 10		STRENGTH OF		OPP. STRENGTH		TEAM	ADJ		CONF.	ADJ CONF.		
Average RPI Loss:		113	RECORD		PCT. RANK		GAMES		SCHEDULE		OF SCHEDULE		RPI	RPI		RPI	RPI		
DIV. I ONLY			4-27-0		.12903 284		1-9-0		56		217		244	.42706 241		19	18		
DIV. I NON-CONF.			2-17-0		.10526 282		0-1-0		15		128		203	.45885 198		15	15		
TOTALS		RPI 1-25		RPI 26-50		W-L RECORDS		RPI 51-100		RPI 101-150		RPI 150+							
4-27-0		0-3-0		0-6-0		OVERALL		1-3-0		0-5-0		3-10-0							
3-7-0		0-0-0		0-3-0		HOME		1-0-0		0-0-0		2-4-0							
0-13-0		0-3-0		0-2-0		AWAY		0-0-0		0-4-0		0-4-0							
1-7-0		0-0-0		0-1-0		NEUTRAL		0-3-0		0-1-0		1-2-0							
2-17-0		0-3-0		0-6-0		NON-CONFERENCE		1-3-0		0-1-0		1-4-0							
2-5-0		0-0-0		0-3-0		HOME		1-0-0		0-0-0		1-2-0							
0-6-0		0-3-0		0-0-		AWAY		0-0-0		0-0-0		0-1-0							
0-6-0		0-0-0		0-1-0		NEUTRAL		0-3-0		0-1-0		0-1-0							
2-10-0		0-0-0		0-0-0		CONFERENCE		0-0-0		0-4-0		2-6-0							
1-2-0		0-0-0		0-0-0		HOME		0-0-0		0-0-0		1-2-0							
0-7-0		0-0-0		0-0-0		AWAY		0-0-0		0-4-0		0-3-0							
1-1-0		0-0-0		0-0-0		NEUTRAL		0-0-0		0-0-0		1-1-0							
RPI S	Opponent		Score		RPI S	Opponent		Score		RPI S	Opponent		Score		RPI S	Opponent		Score	
6 A	Texas		1	7	44 A	Texas A&M		0	8	68 N	California		1	4	124 A	Southeastern La.		3	4
24 A	Louisiana		0	15	44 A	Texas A&M		1	7	70 H	Longwood		6	4	124 A	Southeastern La.		4	8
24 A	Louisiana		0	21	46 H	Wisconsin		0	9	70 N	Longwood		0	9	124 A	Southeastern La.		0	11
					46 H	Wisconsin		2	3	97 N	UTSA		3	5	124 A	Southeastern La.		0	8
					46 H	Wisconsin		1	9						140 N	SIUE		2	4
					50 N	Missouri St.		1	4						167 A	Lamar University		4	5
															167 A	Lamar University		5	9
															167 A	Lamar University		4	5
															167 N	Lamar University		1	4
															173 H	Prairie View		4	5
															173 H	Prairie View		2	3
															199 H	Houston Baptist		3	2
															199 H	Houston Baptist		0	3
															199 H	Houston Baptist		2	4
															208 N	Fordham		2	10
															231 A	Texas Southern		0	2
															231 H	Texas Southern		2	1
															281 N	Incarnate Word		6	2
LAST 10 GAMES					LAST 10 GAMES					LAST 10 GAMES					LAST 10 GAMES				
					199 H	Houston Baptist		2	4	199 H	Houston Baptist		0	3					
					44 A	Texas A&M		1	7	124 A	Southeastern La.		3	4					
					70 N	Longwood		0	9	173 H	Prairie View		2	3					
					167 N	Lamar University		1	4	124 A	Southeastern La.		0	11					
					167 A	Lamar University		4	5	124 A	Southeastern La.		0	8					

Non-Div. I Games:

A&M-Corpus Christi

Average RPI Win: 264		WON-LOST RECORD	WINNING PCT. RANK	LAST 10 GAMES	STRENGTH OF SCHEDULE	OPP. STRENGTH OF SCHEDULE	TEAM RPI	ADJ RPI		CONF. RPI	ADJ CONF. RPI		
Average RPI Loss: 145													
DIV. I ONLY		6-13-2	.33333	228	1-9-0	188	269	241	.42672	242	17	17	
DIV. I NON-CONF.		6-10-2	.38889	196	1-6-0	242	274	244	.42215	244	18	18	
<hr/>													
TOTALS		RPI 1-25		RPI 26-50		W-L RECORDS		RPI 51-100		RPI 101-150		RPI 150+	
6-13-2		0-0-0		0-1-0		OVERALL		0-3-0		0-4-0		6-5-2	
0-0-0		0-0-0		0-0-0		HOME		0-0-0		0-0-0		0-0-0	
0-6-1		0-0-0		0-0-0		AWAY		0-3-0		0-2-0		0-1-1	
6-7-1		0-0-0		0-1-0		NEUTRAL		0-0-0		0-2-0		6-4-1	
6-10-2		0-0-0		0-1-0		NON-CONFERENCE		0-0-0		0-4-0		6-5-2	
0-0-0		0-0-0		0-0-0		HOME		0-0-0		0-0-0		0-0-0	
0-3-1		0-0-0		0-0-		AWAY		0-0-0		0-2-0		0-1-1	
6-7-1		0-0-0		0-1-0		NEUTRAL		0-0-0		0-2-0		6-4-1	
0-3-0		0-0-0		0-0-0		CONFERENCE		0-3-0		0-0-0		0-0-0	
0-0-0		0-0-0		0-0-0		HOME		0-0-0		0-0-0		0-0-0	
0-3-0		0-0-0		0-0-0		AWAY		0-3-0		0-0-0		0-0-0	
0-0-0		0-0-0		0-0-0		NEUTRAL		0-0-0		0-0-0		0-0-0	
RPI	S	Opponent		Score		RPI	S	Opponent		Score			
				34	N	Indiana	1	8	91	A	Ball St.	6	14
									91	A	Ball St.	1	9
									91	A	Ball St.	1	13
									108	N	Belmont	2	10
									119	N	Loyola Chicago	2	11
									138	A	UT Martin	2	9
									138	A	UT Martin	2	5
									166	N	ETSU	6	6
									166	N	ETSU	2	9
									192	A	Mercer	7	11
									192	N	Mercer	2	9
									223	N	George Mason	9	3
									243	N	Drexel	8	4
									250	N	Green Bay	2	8
									256	A	Presbyterian	6	6
									271	N	Quinnipiac	2	11
									275	N	N.C. A&T	8	0
									279	N	Holy Cross	6	0
									283	N	Morgan St.	5	0
									283	N	Morgan St.	12	11
<hr/>													
LAST 10 GAMES													
138	A	UT Martin	2	5	138	A	UT Martin	2	9				
91	A	Ball St.	1	9	275	N	N.C. A&T	8	0				
91	A	Ball St.	1	13	119	N	Loyola Chicago	2	11				
91	A	Ball St.	6	14	192	N	Mercer	2	9				
250	N	Green Bay	2	8	34	N	Indiana	1	8				

Non-Div. I Games:

Akron

Average RPI Win: 247		WON-LOST RECORD	WINNING PCT. RANK	LAST 10 GAMES	STRENGTH OF SCHEDULE	OPP. STRENGTH OF SCHEDULE	TEAM RPI	ADJ RPI		CONF. RPI	ADJ CONF. RPI	
Average RPI Loss: 204												
DIV. I ONLY		12-10-0	.54545 115	7-3-0	278	274	239	.4265	243	13	13	
DIV. I NON-CONF.		9-10-0	.47368 156	4-3-0	291	279	261	.39996	263	13	13	
<hr/>												
TOTALS		RPI 1-25		RPI 26-50		W-L RECORDS		RPI 51-100		RPI 101-150		RPI 150+
12-10-0		0-0-0		0-0-0		OVERALL		0-0-0		0-1-0		12-9-0
3-0-0		0-0-0		0-0-0		HOME		0-0-0		0-0-0		3-0-0
1-1-0		0-0-0		0-0-0		AWAY		0-0-0		0-0-0		1-1-0
8-9-0		0-0-0		0-0-0		NEUTRAL		0-0-0		0-1-0		8-8-0
9-10-0		0-0-0		0-0-0		NON-CONFERENCE		0-0-0		0-1-0		9-9-0
0-0-0		0-0-0		0-0-0		HOME		0-0-0		0-0-0		0-0-0
1-1-0		0-0-0		0-0-		AWAY		0-0-0		0-0-0		1-1-0
8-9-0		0-0-0		0-0-0		NEUTRAL		0-0-0		0-1-0		8-8-0
3-0-0		0-0-0		0-0-0		CONFERENCE		0-0-0		0-0-0		3-0-0
3-0-0		0-0-0		0-0-0		HOME		0-0-0		0-0-0		3-0-0
0-0-0		0-0-0		0-0-0		AWAY		0-0-0		0-0-0		0-0-0
0-0-0		0-0-0		0-0-0		NEUTRAL		0-0-0		0-0-0		0-0-0
RPI	S	Opponent	Score	RPI	S	Opponent	Score	RPI	S	Opponent	Score	
								108	N	Belmont	1 16	
								160	N	South Dakota	8 11	
								160	N	South Dakota	20 5	
								176	N	Albany (NY)	0 2	
								176	N	Albany (NY)	5 6	
								186	N	Colgate	5 3	
								213	N	Rhode Island	6 12	
								222	N	Detroit Mercy	0 1	
								229	N	Butler	2 3	
								235	H	Delaware	5 2	
								235	H	Delaware	5 4	
								235	H	Delaware	9 2	
								237	A	Hampton	2 5	
								242	N	Akron	4 8	
								255	N	Bryant	16 3	
								255	N	Bryant	3 2	
								260	A	Norfolk St.	10 2	
								265	N	Siena	10 3	
								279	N	Holy Cross	0 6	
								289	N	Cornell	11 0	
								293	N	Saint Peter's	10 0	
								297	N	South Carolina St.	9 1	
				LAST 10 GAMES								
				235	H	Delaware	5 2	213	N	Rhode Island	6 12	
				235	H	Delaware	5 4	255	N	Bryant	16 3	
				235	H	Delaware	9 2	297	N	South Carolina St.	9 1	
				293	N	Saint Peter's	10 0	237	A	Hampton	2 5	
				255	N	Bryant	3 2	176	N	Albany (NY)	5 6	

Non-Div. I Games:

Drexel

UMBC

Average RPI Win:	239	WON-LOST RECORD	WINNING PCT. RANK	LAST 10 GAMES	STRENGTH OF SCHEDULE	OPP. STRENGTH OF SCHEDULE	TEAM RPI	ADJ RPI	CONF. RPI	ADJ CONF. RPI	
DIV. I ONLY		11-11-0	.5 137	5-5-0	284	231	245	.42102	244	23	23
DIV. I NON-CONF.		11-10-0	.52381 127	5-4-0	293	232	242	.42332	241	24	24
<hr/>											
TOTALS	RPI 1-25	RPI 26-50		W-L RECORDS	RPI 51-100		RPI 101-150		RPI 150+		
11-11-0	0-0-0	0-0-0		OVERALL	0-2-0		2-3-0		9-6-0		
4-2-0	0-0-0	0-0-0		HOME	0-0-0		0-0-0		4-2-0		
1-5-0	0-0-0	0-0-0		AWAY	0-2-0		0-3-0		1-0-0		
6-4-0	0-0-0	0-0-0		NEUTRAL	0-0-0		2-0-0		4-4-0		
11-10-0	0-0-0	0-0-0		NON-CONFERENCE	0-2-0		2-3-0		9-5-0		
4-1-0	0-0-0	0-0-0		HOME	0-0-0		0-0-0		4-1-0		
1-5-0	0-0-0	0-0-		AWAY	0-2-0		0-3-0		1-0-0		
6-4-0	0-0-0	0-0-0		NEUTRAL	0-0-0		2-0-0		4-4-0		
0-1-0	0-0-0	0-0-0		CONFERENCE	0-0-0		0-0-0		0-1-0		
0-1-0	0-0-0	0-0-0		HOME	0-0-0		0-0-0		0-1-0		
0-0-0	0-0-0	0-0-0		AWAY	0-0-0		0-0-0		0-0-0		
0-0-0	0-0-0	0-0-0		NEUTRAL	0-0-0		0-0-0		0-0-0		
RPI S	Opponent	Score	RPI S	Opponent	Score	RPI S	Opponent	Score	RPI S	Opponent	Score
						62 A	NC State	1 2	111 A	Towson	5 8
						77 A	Maryland	2 9	111 A	Towson	0 3
									133 N	Murray St.	3 2
									148 A	George Washington	3 11
									150 N	Villanova	3 0
									156 A	UNCW	1 0
									176 H	Albany (NY)	3 11
									188 N	Lehigh	3 6
									188 N	Lehigh	2 5
									213 N	Rhode Island	4 5
									235 H	Delaware	3 6
									251 H	Robert Morris	5 0
									251 H	Robert Morris	1 0
									272 N	Canisius	8 0
									272 N	Canisius	4 0
									275 N	N.C. A&T	1 6
									275 N	N.C. A&T	9 1
									289 N	Cornell	10 0
									290 H	Coppin St.	5 2
									290 H	Coppin St.	11 3
LAST 10 GAMES											
						275 N	N.C. A&T	1 6	290 H	Coppin St.	11 3
						275 N	N.C. A&T	9 1	176 H	Albany (NY)	3 11
						111 A	Towson	5 8	251 H	Robert Morris	1 0
						133 N	Murray St.	3 2	251 H	Robert Morris	5 0
						235 H	Delaware	3 6	290 H	Coppin St.	5 2

Non-Div. I Games:

UMBC

Average RPI Win: 180		WON-LOST	WINNING	LAST 10	STRENGTH OF		OPP. STRENGTH	TEAM	ADJ	CONF.	ADJ CONF.
Average RPI Loss: 123		RECORD	PCT. RANK	GAMES	SCHEDULE		OF SCHEDULE	RPI	RPI	RPI	RPI
DIV. I ONLY		3-17-0	.15	278	1-9-0		128	141	249	.41946	246
DIV. I NON-CONF.		3-14-0	.17647	264	1-6-0		85	87	227	.43923	226
TOTALS		RPI 1-25	RPI 26-50		W-L RECORDS		RPI 51-100		RPI 101-150		RPI 150+
3-17-0		0-2-0	0-2-0		OVERALL		0-3-0		1-2-0		2-8-0
0-0-0		0-0-0	0-0-0		HOME		0-0-0		0-0-0		0-0-0
2-8-0		0-0-0	0-1-0		AWAY		0-2-0		1-1-0		1-4-0
1-9-0		0-2-0	0-1-0		NEUTRAL		0-1-0		0-1-0		1-4-0
3-14-0		0-2-0	0-2-0		NON-CONFERENCE		0-3-0		1-2-0		2-5-0
0-0-0		0-0-0	0-0-0		HOME		0-0-0		0-0-0		0-0-0
2-5-0		0-0-0	0-0-		AWAY		0-2-0		1-1-0		1-1-0
1-9-0		0-2-0	0-1-0		NEUTRAL		0-1-0		0-1-0		1-4-0
0-3-0		0-0-0	0-0-0		CONFERENCE		0-0-0		0-0-0		0-3-0
0-0-0		0-0-0	0-0-0		HOME		0-0-0		0-0-0		0-0-0
0-3-0		0-0-0	0-0-0		AWAY		0-0-0		0-0-0		0-3-0
0-0-0		0-0-0	0-0-0		NEUTRAL		0-0-0		0-0-0		0-0-0
RPI S	Opponent	Score	RPI S	Opponent	Score	RPI S	Opponent	Score	RPI S	Opponent	Score
1 N	Florida St.	4 8	39 A	UCF	0 10	59 A	Cal St. Fullerton	1 9	106 N	Appalachian St.	1 2
2 N	Oklahoma	0 10	48 N	Louisiana Tech	0 8	66 A	Loyola Marymount	0 6	130 A	CSUN	2 11
						69 N	Iowa St.	0 12	130 A	CSUN	10 9
									151 A	Col. of Charleston	6 7
									172 N	Cal Poly	4 5
									179 N	Radford	7 0
									195 N	Toledo	4 5
									195 N	Toledo	3 4
									214 A	Columbia	4 5
									214 A	Columbia	4 6
									214 A	Columbia	1 9
									216 N	California Baptist	4 5
									230 A	Charleston So.	5 3
LAST 10 GAMES											
			214 A	Columbia	4 5	66 A	Loyola Marymount	0 6			
			214 A	Columbia	4 6	172 N	Cal Poly	4 5			
			214 A	Columbia	1 9	216 N	California Baptist	4 5			
			59 A	Cal St. Fullerton	1 9	130 A	CSUN	2 11			
			130 A	CSUN	10 9	2 N	Oklahoma	0 10			

Non-Div. I Games:

Dartmouth

Average RPI Win:	237	WON-LOST	WINNING	LAST 10	STRENGTH OF	OPP. STRENGTH	TEAM	ADJ	CONF.	ADJ CONF.	
Average RPI Loss:	152	RECORD	PCT. RANK	GAMES	SCHEDULE	OF SCHEDULE	RPI	RPI	RPI	RPI	
DIV. I ONLY	12-15-0	.44444	170	6-4-0	277	229	251	.41841	247	28	28
DIV. I NON-CONF.	12-12-0	.5	138	6-1-0	287	227	235	.43544	230	27	27
<hr/>											
TOTALS	RPI 1-25	RPI 26-50		W-L RECORDS		RPI 51-100		RPI 101-150		RPI 150+	
12-15-0	0-0-0	0-0-0		OVERALL		1-2-0		0-5-0		11-8-0	
2-3-0	0-0-0	0-0-0		HOME		0-0-0		0-0-0		2-3-0	
2-8-0	0-0-0	0-0-0		AWAY		0-1-0		0-4-0		2-3-0	
8-4-0	0-0-0	0-0-0		NEUTRAL		1-1-0		0-1-0		7-2-0	
12-12-0	0-0-0	0-0-0		NON-CONFERENCE		1-2-0		0-5-0		11-5-0	
2-0-0	0-0-0	0-0-0		HOME		0-0-0		0-0-0		2-0-0	
2-8-0	0-0-0	0-0-		AWAY		0-1-0		0-4-0		2-3-0	
8-4-0	0-0-0	0-0-0		NEUTRAL		1-1-0		0-1-0		7-2-0	
0-3-0	0-0-0	0-0-0		CONFERENCE		0-0-0		0-0-0		0-3-0	
0-3-0	0-0-0	0-0-0		HOME		0-0-0		0-0-0		0-3-0	
0-0-0	0-0-0	0-0-0		AWAY		0-0-0		0-0-0		0-0-0	
0-0-0	0-0-0	0-0-0		NEUTRAL		0-0-0		0-0-0		0-0-0	
RPI	S	Opponent	Score	RPI	S	Opponent	Score	RPI	S	Opponent	Score
						67 N Western Ky.	3 6			107 A Middle Tenn.	0 8
						67 N Western Ky.	2 1			107 A Middle Tenn.	0 3
						82 A Liberty	2 10			123 A UAB	4 12
										123 A UAB	2 10
										144 N Austin Peay	3 8
										154 A Kennesaw St.	1 7
										154 A Kennesaw St.	0 4
										158 A Gardner-Webb	0 7
										191 N Valparaiso	11 5
										192 N Mercer	6 13
										196 N Princeton	0 8
										211 H Dayton	7 5
										222 H Detroit Mercy	3 4
										222 H Detroit Mercy	2 8
										222 H Detroit Mercy	2 10
										226 N Saint Louis	10 9
										227 H Bowling Green	5 4
										238 N La.-Monroe	10 7
										238 N La.-Monroe	8 7
										282 A Morehead St.	7 2
										282 A Morehead St.	8 5
										285 N Delaware St.	4 2
										295 N UMES	8 5
										297 N South Carolina St.	9 0
LAST 10 GAMES											
						211 H Dayton	7 5			285 N Delaware St.	4 2
						227 H Bowling Green	5 4			191 N Valparaiso	11 5
						67 N Western Ky.	2 1			282 A Morehead St.	8 5
						154 A Kennesaw St.	0 4			222 H Detroit Mercy	2 10
						295 N UMES	8 5			107 A Middle Tenn.	0 8

Non-Div. I Games:

Wright St.

Average RPI Win:		254	WON-LOST RECORD		WINNING PCT. RANK		LAST 10 GAMES		STRENGTH OF SCHEDULE		OPP. STRENGTH OF SCHEDULE		TEAM RPI		ADJ RPI		CONF. RPI		ADJ CONF. RPI		
DIV. I ONLY			10-15-0		.4	193	6-4-0		245		285		246		.41764 248		27		27		
DIV. I NON-CONF.			10-15-0		.4	185	6-4-0		249		290		247		.41764 248		28		29		
TOTALS		RPI 1-25		RPI 26-50			W-L RECORDS			RPI 51-100			RPI 101-150			RPI 150+					
10-15-0		0-0-0		0-0-0			OVERALL			0-0-0			0-2-0			10-13-0					
2-2-0		0-0-0		0-0-0			HOME			0-0-0			0-0-0			2-2-0					
4-9-0		0-0-0		0-0-0			AWAY			0-0-0			0-2-0			4-7-0					
4-4-0		0-0-0		0-0-0			NEUTRAL			0-0-0			0-0-0			4-4-0					
10-15-0		0-0-0		0-0-0			NON-CONFERENCE			0-0-0			0-2-0			10-13-0					
2-2-0		0-0-0		0-0-0			HOME			0-0-0			0-0-0			2-2-0					
4-9-0		0-0-0		0-0-			AWAY			0-0-0			0-2-0			4-7-0					
4-4-0		0-0-0		0-0-0			NEUTRAL			0-0-0			0-0-0			4-4-0					
0-0-0		0-0-0		0-0-0			CONFERENCE			0-0-0			0-0-0			0-0-0					
0-0-0		0-0-0		0-0-0			HOME			0-0-0			0-0-0			0-0-0					
0-0-0		0-0-0		0-0-0			AWAY			0-0-0			0-0-0			0-0-0					
0-0-0		0-0-0		0-0-0			NEUTRAL			0-0-0			0-0-0			0-0-0					
RPI	S	Opponent		Score		RPI	S	Opponent		Score		RPI	S	Opponent		Score					
												148	A	George Washington				1	5		
												148	A	George Washington				6	7		
												153	A	Ga. Southern				2	3		
												153	A	Ga. Southern				1	6		
												159	N	UMKC				1	7		
												176	H	Albany (NY)				2	4		
												176	H	Albany (NY)				2	5		
												176	N	Albany (NY)				9	4		
												182	A	Stetson				0	5		
												182	A	Stetson				9	8		
												200	A	Bethune-Cookman				4	8		
												200	A	Bethune-Cookman				2	5		
												202	N	North Dakota				2	11		
												202	N	North Dakota				5	6		
												221	N	IUPUI				0	3		
												235	A	Delaware				7	3		
												235	A	Delaware				1	6		
												237	A	Hampton				7	3		
												237	A	Hampton				4	5		
												260	A	Norfolk St.				6	2		
282	N	Morehead St.				15	3														
LAST 10 GAMES												283	N	Morgan St.				12	4		
												292	N	St. Bonaventure				6	4		
												295	H	UMES				5	0		
												295	H	UMES				11	0		
												148	A	George Washington				6	7		
												148	A	George Washington				1	5		
200	A	Bethune-Cookman				2	5														
176	H	Albany (NY)				2	5														
295	H	UMES				5	0														

Non-Div. I Games:

Mt. St. Mary's

Average RPI Win: 273		WON-LOST	WINNING	LAST 10	STRENGTH OF		OPP. STRENGTH	TEAM	ADJ		CONF.	ADJ CONF.
Average RPI Loss: 165		RECORD	PCT. RANK	GAMES	SCHEDULE		OF SCHEDULE	RPI	RPI		RPI	RPI
DIV. I ONLY		15-12-0	.55556	105	286		291	248	.41674		249	31
DIV. I NON-CONF.		5-11-0	.3125	232	244		245	258	.40958		258	31
TOTALS		RPI 1-25	RPI 26-50		W-L RECORDS		RPI 51-100		RPI 101-150		RPI 150+	
15-12-0		0-0-0	0-1-0		OVERALL		0-2-0		0-3-0		15-6-0	
8-8-0		0-0-0	0-0-0		HOME		0-1-0		0-3-0		8-4-0	
3-3-0		0-0-0	0-1-0		AWAY		0-1-0		0-0-0		3-1-0	
4-1-0		0-0-0	0-0-0		NEUTRAL		0-0-0		0-0-0		4-1-0	
5-11-0		0-0-0	0-1-0		NON-CONFERENCE		0-2-0		0-3-0		5-5-0	
2-8-0		0-0-0	0-0-0		HOME		0-1-0		0-3-0		2-4-0	
0-2-0		0-0-0	0-0-		AWAY		0-1-0		0-0-0		0-0-0	
3-1-0		0-0-0	0-0-0		NEUTRAL		0-0-0		0-0-0		3-1-0	
10-1-0		0-0-0	0-0-0		CONFERENCE		0-0-0		0-0-0		10-1-0	
6-0-0		0-0-0	0-0-0		HOME		0-0-0		0-0-0		6-0-0	
3-1-0		0-0-0	0-0-0		AWAY		0-0-0		0-0-0		3-1-0	
1-0-0		0-0-0	0-0-0		NEUTRAL		0-0-0		0-0-0		1-0-0	
RPI S	Opponent	Score	RPI S	Opponent	Score	RPI S	Opponent	Score	RPI S	Opponent	Score	
			28 A	Mississippi St.	1 3	83 H	Eastern Ky.	2 6	117 H	Southern Miss.	0 5	
						99 A	North Ala.	0 6	124 H	Southeastern La.	3 8	
									138 H	UT Martin	1 10	
									159 H	UMKC	7 2	
									173 N	Prairie View	11 3	
									178 H	Tennessee Tech	1 2	
									215 H	Purdue Fort Wayne	6 9	
									220 N	Tennessee St.	1 4	
									225 H	Western Caro.	8 9	
									256 H	Presbyterian	3 8	
									267 H	Alabama A&M	6 3	
									276 N	N.C. Central	4 2	
									285 N	Delaware St.	9 5	
									288 H	Howard	5 4	
									288 N	Howard	10 1	
									291 A	Ark.-Pine Bluff	6 7	
									291 A	Ark.-Pine Bluff	9 1	
									291 A	Ark.-Pine Bluff	10 0	
									294 A	Southern U.	8 0	
									296 H	Grambling	12 0	
									296 H	Grambling	3 1	
									296 H	Grambling	5 3	
									296 H	Grambling	5 3	
									296 H	Grambling	2 1	
LAST 10 GAMES												
			296 H	Grambling	5 3	296 H	Grambling	12 0	296 H	Grambling	5 3	
			124 H	Southeastern La.	3 8	291 A	Ark.-Pine Bluff	10 0	296 H	Grambling	5 3	
			83 H	Eastern Ky.	2 6	291 A	Ark.-Pine Bluff	6 7	296 H	Grambling	2 1	
			288 N	Howard	10 1	99 A	North Ala.	0 6				
			291 A	Ark.-Pine Bluff	9 1	296 H	Grambling	5 3				

Non-Div. I Games:

Alabama St.

Average RPI Win:	185	WON-LOST RECORD	WINNING PCT. RANK	LAST 10 GAMES	STRENGTH OF SCHEDULE	OPP. STRENGTH OF SCHEDULE	TEAM RPI	ADJ RPI	CONF. RPI	ADJ CONF. RPI		
Average RPI Loss:	149											
DIV. I ONLY		4-12-0	.25	256	1-9-0	205	201	255	.4133	250	28	28
DIV. I NON-CONF.		4-12-0	.25	246	1-9-0	210	208	255	.4133	249	27	27
<hr/>												
TOTALS	RPI 1-25	RPI 26-50		W-L RECORDS		RPI 51-100		RPI 101-150		RPI 150+		
4-12-0	0-0-0	0-0-0		OVERALL		1-1-0		0-6-0		3-5-0		
0-0-0	0-0-0	0-0-0		HOME		0-0-0		0-0-0		0-0-0		
0-6-0	0-0-0	0-0-0		AWAY		0-0-0		0-3-0		0-3-0		
4-6-0	0-0-0	0-0-0		NEUTRAL		1-1-0		0-3-0		3-2-0		
4-12-0	0-0-0	0-0-0		NON-CONFERENCE		1-1-0		0-6-0		3-5-0		
0-0-0	0-0-0	0-0-0		HOME		0-0-0		0-0-0		0-0-0		
0-6-0	0-0-0	0-0-		AWAY		0-0-0		0-3-0		0-3-0		
4-6-0	0-0-0	0-0-0		NEUTRAL		1-1-0		0-3-0		3-2-0		
0-0-0	0-0-0	0-0-0		CONFERENCE		0-0-0		0-0-0		0-0-0		
0-0-0	0-0-0	0-0-0		HOME		0-0-0		0-0-0		0-0-0		
0-0-0	0-0-0	0-0-0		AWAY		0-0-0		0-0-0		0-0-0		
0-0-0	0-0-0	0-0-0		NEUTRAL		0-0-0		0-0-0		0-0-0		
RPI	S	Opponent	Score	RPI	S	Opponent	Score	RPI	S	Opponent	Score	
</												

Non-Div. I Games:

Green Bay

Average RPI Win: 229		WON-LOST RECORD		WINNING PCT. RANK		LAST 10 GAMES		STRENGTH OF SCHEDULE		OPP. STRENGTH OF SCHEDULE		TEAM RPI		ADJ RPI		CONF. RPI		ADJ CONF. RPI	
DIV. I ONLY		5-20-0		.2 267		2-8-0		136		244		247		.41326 251		27		27	
DIV. I NON-CONF.		5-20-0		.2 260		2-8-0		125		250		249		.41326 250		28		29	
TOTALS		RPI 1-25		RPI 26-50		W-L RECORDS		RPI 51-100		RPI 101-150		RPI 150+							
5-20-0		0-1-0		0-0-0		OVERALL		0-5-0		0-6-0		5-8-0							
0-1-0		0-0-0		0-0-0		HOME		0-0-0		0-0-0		0-1-0							
1-9-0		0-1-0		0-0-0		AWAY		0-2-0		0-3-0		1-3-0							
4-10-0		0-0-0		0-0-0		NEUTRAL		0-3-0		0-3-0		4-4-0							
5-20-0		0-1-0		0-0-0		NON-CONFERENCE		0-5-0		0-6-0		5-8-0							
0-1-0		0-0-0		0-0-0		HOME		0-0-0		0-0-0		0-1-0							
1-9-0		0-1-0		0-0-		AWAY		0-2-0		0-3-0		1-3-0							
4-10-0		0-0-0		0-0-0		NEUTRAL		0-3-0		0-3-0		4-4-0							
0-0-0		0-0-0		0-0-0		CONFERENCE		0-0-0		0-0-0		0-0-0							
0-0-0		0-0-0		0-0-0		HOME		0-0-0		0-0-0		0-0-0							
0-0-0		0-0-0		0-0-0		AWAY		0-0-0		0-0-0		0-0-0							
0-0-0		0-0-0		0-0-0		NEUTRAL		0-0-0		0-0-0		0-0-0							
RPI	S	Opponent		Score		RPI	S	Opponent		Score		RPI	S	Opponent		Score			
3	A	UCLA		0 11								103	A	USC Upstate		0 8			
								70 A Longwood		1 4		103	A	USC Upstate		1 5			
								70 N Longwood		0 2		103	A	USC Upstate		0 8			
								74 N BYU		0 1		103	A	USC Upstate		0 8			
								78 N Ohio		1 8		113	N	Rutgers		0 8			
								82 A Liberty		0 4		113	N	Rutgers		2 11			
												114	N	San Diego St.		1 6			
												161	A	Penn St.		0 11			
												161	A	Penn St.		4 1			
												174	N	Boston U.		0 4			
												176	H	Albany (NY)		4 5			
												176	N	Albany (NY)		3 8			
												176	N	Albany (NY)		5 1			
												244	A	UMBC		0 5			
												244	A	UMBC		0 1			
												260	N	Norfolk St.		11 8			
												264	N	Cleveland St.		8 11			
												264	N	Cleveland St.		6 4			
												276	N	N.C. Central		5 6			
												285	N	Delaware St.		7 1			
LAST 10 GAMES																			
264	N	Cleveland St.		8 11		161	A	Penn St.		0 11									
82	A	Liberty		0 4		176	H	Albany (NY)		4 5									
103	A	USC Upstate		0 8		176	N	Albany (NY)		5 1									
70	A	Longwood		1 4		244	A	UMBC		0 1									
70	N	Longwood		0 2		176	N	Albany (NY)		3 8									

Non-Div. I Games:

Robert Morris

Average RPI Win:	245	WON-LOST RECORD	WINNING PCT. RANK	LAST 10 GAMES	STRENGTH OF SCHEDULE	OPP. STRENGTH OF SCHEDULE	TEAM RPI	ADJ RPI	CONF. RPI	ADJ CONF. RPI					
DIV. I ONLY		8-17-0	.32	233	5-5-0	252	185	253	.41282	252	28	28			
DIV. I NON-CONF.		5-17-0	.22727	254	2-5-0	253	164	268	.39394	266	27	27			
<hr/>															
TOTALS	RPI 1-25	RPI 26-50		W-L RECORDS		RPI 51-100		RPI 101-150		RPI 150+					
8-17-0	0-0-0	0-1-0		OVERALL		0-2-0		1-5-0		7-9-0					
4-1-0	0-0-0	0-0-0		HOME		0-0-0		1-1-0		3-0-0					
2-7-0	0-0-0	0-1-0		AWAY		0-0-0		0-1-0		2-5-0					
2-9-0	0-0-0	0-0-0		NEUTRAL		0-2-0		0-3-0		2-4-0					
<hr/>															
5-17-0	0-0-0	0-1-0		NON-CONFERENCE		0-2-0		1-5-0		4-9-0					
1-1-0	0-0-0	0-0-0		HOME		0-0-0		1-1-0		0-0-0					
2-7-0	0-0-0	0-0-		AWAY		0-0-0		0-1-0		2-5-0					
2-9-0	0-0-0	0-0-0		NEUTRAL		0-2-0		0-3-0		2-4-0					
<hr/>															
3-0-0	0-0-0	0-0-0		CONFERENCE		0-0-0		0-0-0		3-0-0					
3-0-0	0-0-0	0-0-0		HOME		0-0-0		0-0-0		3-0-0					
0-0-0	0-0-0	0-0-0		AWAY		0-0-0		0-0-0		0-0-0					
0-0-0	0-0-0	0-0-0		NEUTRAL		0-0-0		0-0-0		0-0-0					
<hr/>															
RPI	S	Opponent	Score	RPI	S	Opponent	Score	RPI	S	Opponent	Score	RPI	S	Opponent	Score
				31	A	South Carolina	1 10	62	N	NC State	0 1	103	A	USC Upstate	1 2
								83	N	Eastern Ky.	2 5	105	N	Miami (OH)	0 6
												109	H	Kent St.	4 3
												109	H	Kent St.	0 10
												111	N	Towson	0 8
												122	N	East Carolina	4 11
												152	A	Campbell	3 6
												152	A	Campbell	0 8
												156	A	UNCW	0 3
												156	A	UNCW	0 3
												175	A	Charlotte	1 9
												177	N	Winthrop	2 6
												210	N	Marist	0 2
												213	N	Rhode Island	1 7
												255	N	Bryant	2 0
												258	H	Oakland	14 9
												258	H	Oakland	4 2
												258	H	Oakland	8 4
												272	N	Canisius	1 2
												272	N	Canisius	4 0
												276	A	N.C. Central	3 0
												276	A	N.C. Central	6 4
<hr/>															
				LAST 10 GAMES											
				31	A	South Carolina	1 10	152	A	Campbell	3 6				
				122	N	East Carolina	4 11	258	H	Oakland	4 2				
				109	H	Kent St.	4 3	258	H	Oakland	14 9				
				276	A	N.C. Central	6 4	109	H	Kent St.	0 10				
				258	H	Oakland	8 4	156	A	UNCW	0 3				

Non-Div. I Games:

Youngstown St.

Average RPI Win:		241	WON-LOST RECORD		WINNING PCT. RANK		LAST 10 GAMES		STRENGTH OF SCHEDULE		OPP. STRENGTH OF SCHEDULE		TEAM RPI		ADJ RPI		CONF. RPI		ADJ CONF. RPI				
DIV. I ONLY			7-15-0		.31818 235		3-7-0		262		128		258		.41239 253		16		15				
DIV. I NON-CONF.			7-12-0		.36842 208		3-4-0		283		136		259		.41119 254		17		17				
TOTALS		RPI 1-25		RPI 26-50		W-L RECORDS		RPI 51-100		RPI 101-150		RPI 150+											
7-15-0		0-1-0		0-2-0		OVERALL		0-4-0		0-2-0		7-6-0											
0-0-0		0-0-0		0-0-0		HOME		0-0-0		0-0-0		0-0-0											
3-9-0		0-0-0		0-2-0		AWAY		0-3-0		0-0-0		3-4-0											
4-6-0		0-1-0		0-0-0		NEUTRAL		0-1-0		0-2-0		4-2-0											
7-12-0		0-1-0		0-2-0		NON-CONFERENCE		0-1-0		0-2-0		7-6-0											
0-0-0		0-0-0		0-0-0		HOME		0-0-0		0-0-0		0-0-0											
3-6-0		0-0-0		0-0-		AWAY		0-0-0		0-0-0		3-4-0											
4-6-0		0-1-0		0-0-0		NEUTRAL		0-1-0		0-2-0		4-2-0											
0-3-0		0-0-0		0-0-0		CONFERENCE		0-3-0		0-0-0		0-0-0											
0-0-0		0-0-0		0-0-0		HOME		0-0-0		0-0-0		0-0-0											
0-3-0		0-0-0		0-0-0		AWAY		0-3-0		0-0-0		0-0-0											
0-0-0		0-0-0		0-0-0		NEUTRAL		0-0-0		0-0-0		0-0-0											
RPI	S	Opponent		Score		RPI	S	Opponent		Score		RPI	S	Opponent		Score							
21	N	Notre Dame		0	16	41	A	UNLV		0	8	58	A	Grand Canyon		0	2	105	N	Miami (OH)		3	5
						41	A	UNLV		0	2	58	A	Grand Canyon		0	8	105	N	Miami (OH)		2	5
												58	A	Grand Canyon		4	8	183	A	Idaho St.		6	8
												81	N	Long Beach St.		10	16	183	A	Idaho St.		0	5
																		184	N	Seton Hall		11	3
																		201	A	Montana		3	10
																		201	A	Montana		12	8
																		201	A	Montana		4	5
																		202	N	North Dakota		8	4
																		208	N	Fordham		3	5
																		224	N	Georgetown		6	7
																		245	N	Saint Mary's (CA)		4	3
																		284	A	Southern Utah		12	6
																		284	A	Southern Utah		13	6
																		284	N	Southern Utah		10	3
LAST 10 GAMES																							
41	A	UNLV		0	8	58	A	Grand Canyon		4	8												
284	A	Southern Utah		13	6	58	A	Grand Canyon		0	2												
201	A	Montana		3	10	183	A	Idaho St.		0	5												
183	A	Idaho St.		6	8	201	A	Montana		12	8												
58	A	Grand Canyon		0	8	201	A	Montana		4	5												

Non-Div. I Games:

Utah Valley

Average RPI Win: 296		WON-LOST	WINNING	LAST 10	STRENGTH OF		OPP. STRENGTH	TEAM	ADJ		CONF.	ADJ CONF.
Average RPI Loss: 115		RECORD	PCT. RANK	GAMES	SCHEDULE		OF SCHEDULE	RPI	RPI		RPI	RPI
DIV. I ONLY		3-13-0	.1875	271	3-7-0		108	280	254		.41214	254
DIV. I NON-CONF.		0-10-0	0	293	0-4-0		35	153	256		.41187	252
TOTALS		RPI 1-25	RPI 26-50		W-L RECORDS		RPI 51-100		RPI 101-150		RPI 150+	
3-13-0		0-0-0	0-2-0		OVERALL		0-2-0		0-6-0		3-3-0	
0-7-0		0-0-0	0-0-0		HOME		0-2-0		0-2-0		0-3-0	
3-3-0		0-0-0	0-1-0		AWAY		0-0-0		0-2-0		3-0-0	
0-3-0		0-0-0	0-1-0		NEUTRAL		0-0-0		0-2-0		0-0-0	
0-10-0		0-0-0	0-2-0		NON-CONFERENCE		0-2-0		0-6-0		0-0-0	
0-4-0		0-0-0	0-0-0		HOME		0-2-0		0-2-0		0-0-0	
0-3-0		0-0-0	0-0-		AWAY		0-0-0		0-2-0		0-0-0	
0-3-0		0-0-0	0-1-0		NEUTRAL		0-0-0		0-2-0		0-0-0	
3-3-0		0-0-0	0-0-0		CONFERENCE		0-0-0		0-0-0		3-3-0	
0-3-0		0-0-0	0-0-0		HOME		0-0-0		0-0-0		0-3-0	
3-0-0		0-0-0	0-0-0		AWAY		0-0-0		0-0-0		3-0-0	
0-0-0		0-0-0	0-0-0		NEUTRAL		0-0-0		0-0-0		0-0-0	
RPI S	Opponent	Score	RPI S	Opponent	Score	RPI S	Opponent	Score	RPI S	Opponent	Score	
			28 A	Mississippi St.	0 6	99 H	North Ala.	4 6	101 H	Nicholls St.	0 7	
			45 N	Georgia Tech	4 8	99 H	North Ala.	0 8	117 A	Southern Miss.	0 7	
									117 A	Southern Miss.	2 7	
									124 H	Southeastern La.	1 8	
									124 N	Southeastern La.	1 7	
									124 N	Southeastern La.	0 8	
									173 H	Prairie View	1 3	
									173 H	Prairie View	7 9	
									173 H	Prairie View	0 9	
									296 A	Grambling	12 3	
									296 A	Grambling	10 1	
									296 A	Grambling	12 9	
LAST 10 GAMES												
			173 H	Prairie View	1 3	296 A	Grambling	12 3				
			101 H	Nicholls St.	0 7	173 H	Prairie View	7 9				
			45 N	Georgia Tech	4 8	117 A	Southern Miss.	2 7				
			124 N	Southeastern La.	0 8	296 A	Grambling	12 9				
			99 H	North Ala.	4 6	296 A	Grambling	10 1				

Non-Div. I Games: Kentucky St.

15 1

Kentucky St.

3 0

Kentucky St.

2 5

Alcorn

Average RPI Win:	210	WON-LOST RECORD	WINNING PCT. RANK	LAST 10 GAMES	STRENGTH OF SCHEDULE	OPP. STRENGTH OF SCHEDULE	TEAM RPI	ADJ RPI	CONF. RPI	ADJ CONF. RPI	
DIV. I ONLY		4-22-0	.15385 276	3-7-0	116	227	252	.41181 255	27	27	
DIV. I NON-CONF.		4-22-0	.15385 268	3-7-0	105	228	253	.41181 253	28	29	
<hr/>											
TOTALS	RPI 1-25	RPI 26-50		W-L RECORDS	RPI 51-100		RPI 101-150		RPI 150+		
4-22-0	0-0-0	0-3-0		OVERALL	0-5-0		0-5-0		4-9-0		
0-0-0	0-0-0	0-0-0		HOME	0-0-0		0-0-0		0-0-0		
1-9-0	0-0-0	0-3-0		AWAY	0-3-0		0-3-0		1-0-0		
3-13-0	0-0-0	0-0-0		NEUTRAL	0-2-0		0-2-0		3-9-0		
4-22-0	0-0-0	0-3-0		NON-CONFERENCE	0-5-0		0-5-0		4-9-0		
0-0-0	0-0-0	0-0-0		HOME	0-0-0		0-0-0		0-0-0		
1-9-0	0-0-0	0-0-		AWAY	0-3-0		0-3-0		1-0-0		
3-13-0	0-0-0	0-0-0		NEUTRAL	0-2-0		0-2-0		3-9-0		
0-0-0	0-0-0	0-0-0		CONFERENCE	0-0-0		0-0-0		0-0-0		
0-0-0	0-0-0	0-0-0		HOME	0-0-0		0-0-0		0-0-0		
0-0-0	0-0-0	0-0-0		AWAY	0-0-0		0-0-0		0-0-0		
0-0-0	0-0-0	0-0-0		NEUTRAL	0-0-0		0-0-0		0-0-0		
RPI S	Opponent	Score	RPI S	Opponent	Score	RPI S	Opponent	Score	RPI S	Opponent	Score
			31 A	South Carolina	0 7	62 N	NC State	0 4	102 A	FIU	2 5
			31 A	South Carolina	2 10	72 N	Memphis	2 10	108 N	Belmont	2 3
			42 A	Georgia	0 8	77 A	Maryland	2 9	108 N	Belmont	1 5
						92 A	Coastal Caro.	0 7	131 A	Stony Brook	2 8
						92 A	Coastal Caro.	1 5	131 A	Stony Brook	0 6
									151 A	Col. of Charleston	7 3
									155 N	Massachusetts	1 2
									157 N	Michigan St.	0 3
									190 N	UConn	0 11
									190 N	UConn	0 3
									198 N	Fairfield	6 1
									198 N	Fairfield	7 2
									210 N	Marist	1 3
									213 N	Rhode Island	0 3
									243 N	Drexel	2 3
									243 N	Drexel	3 16
									252 N	Youngstown St.	0 2
									293 N	Saint Peter's	8 1
<hr/>											
LAST 10 GAMES											
			31 A	South Carolina	2 10	293 N	Saint Peter's	8 1			
			131 A	Stony Brook	0 6	243 N	Drexel	2 3			
			198 N	Fairfield	6 1	243 N	Drexel	3 16			
			131 A	Stony Brook	2 8	77 A	Maryland	2 9			
			198 N	Fairfield	7 2	31 A	South Carolina	0 7			

Non-Div. I Games:

Bryant

Average RPI Win:	278	WON-LOST	WINNING	LAST 10	STRENGTH OF	OPP. STRENGTH	TEAM	ADJ	CONF.	ADJ CONF.					
Average RPI Loss:	150	RECORD	PCT. RANK	GAMES	SCHEDULE	OF SCHEDULE	RPI	RPI	RPI	RPI					
DIV. I ONLY		10-23-2	.31429	237	3-7-0	198	284	250	.41147	256	21	22			
DIV. I NON-CONF.		10-17-2	.37931	202	3-1-0	257	284	254	.40992	257	22	22			
<hr/>															
TOTALS	RPI 1-25	RPI 26-50		W-L RECORDS		RPI 51-100		RPI 101-150		RPI 150+					
10-23-2	0-0-0	0-1-0		OVERALL		0-7-0		0-6-0		10-9-2					
3-4-2	0-0-0	0-0-0		HOME		0-0-0		0-0-0		3-4-2					
4-9-0	0-0-0	0-1-0		AWAY		0-4-0		0-3-0		4-1-0					
3-10-0	0-0-0	0-0-0		NEUTRAL		0-3-0		0-3-0		3-4-0					
10-17-2	0-0-0	0-1-0		NON-CONFERENCE		0-7-0		0-3-0		10-6-2					
3-1-2	0-0-0	0-0-0		HOME		0-0-0		0-0-0		3-1-2					
4-6-0	0-0-0	0-0-		AWAY		0-4-0		0-0-0		4-1-0					
3-10-0	0-0-0	0-0-0		NEUTRAL		0-3-0		0-3-0		3-4-0					
0-6-0	0-0-0	0-0-0		CONFERENCE		0-0-0		0-3-0		0-3-0					
0-3-0	0-0-0	0-0-0		HOME		0-0-0		0-0-0		0-3-0					
0-3-0	0-0-0	0-0-0		AWAY		0-0-0		0-3-0		0-0-0					
0-0-0	0-0-0	0-0-0		NEUTRAL		0-0-0		0-0-0		0-0-0					
RPI	S	Opponent	Score	RPI	S	Opponent	Score	RPI	S	Opponent	Score				
				42	A	Georgia	1 7	71	A	North Florida	1 2	103	A	USC Upstate	0 8
								83	N	Eastern Ky.	1 18	103	A	USC Upstate	1 9
								91	N	Ball St.	0 3	103	A	USC Upstate	0 11
								92	A	Coastal Caro.	0 4	111	N	Towson	1 9
								92	A	Coastal Caro.	1 9	149	N	Central Mich.	2 3
								93	A	Chattanooga	3 6	150	N	Villanova	0 8
								94	N	Marshall	1 10	159	N	UMKC	7 10
												166	H	ETSU	9 9
												185	A	Jacksonville	3 10
												222	N	Detroit Mercy	1 11
												225	H	Western Caro.	3 1
												225	H	Western Caro.	3 4
												237	H	Hampton	1 4
												237	H	Hampton	4 8
												237	H	Hampton	2 4
												242	H	Akron	6 6
												249	A	Alabama St.	8 3
												265	N	Siena	1 4
												283	H	Morgan St.	9 2
												283	H	Morgan St.	5 2
												286	N	La Salle	3 1
												286	N	La Salle	10 1
				LAST 10 GAMES								287	A	Savannah St.	5 4
				287	A	Savannah St.	5 4	237	H	Hampton	1 4	287	A	Savannah St.	5 4
				103	A	USC Upstate	0 8	237	H	Hampton	4 8	288	N	Howard	9 1
				297	A	South Carolina St.	12 1	297	A	South Carolina St.	11 1	296	N	Grambling	1 2
				237	H	Hampton	2 4	103	A	USC Upstate	1 9	297	A	South Carolina St.	12 1
				225	H	Western Caro.	3 1	103	A	USC Upstate	0 11	297	A	South Carolina St.	11 1

Non-Div. I Games:

Presbyterian

Average RPI Win:	194	WON-LOST	WINNING	LAST 10	STRENGTH OF	OPP. STRENGTH	TEAM	ADJ	CONF.	ADJ CONF.			
Average RPI Loss:	142	RECORD	PCT. RANK	GAMES	SCHEDULE	OF SCHEDULE	RPI	RPI	RPI	RPI			
DIV. I ONLY		5-15-0	.25	256	3-7-0	223	191	259	.40957	257	27	27	
DIV. I NON-CONF.		5-15-0	.25	246	3-7-0	221	200	260	.40957	259	28	29	
<hr/>													
TOTALS		RPI 1-25		RPI 26-50		W-L RECORDS		RPI 51-100		RPI 101-150		RPI 150+	
5-15-0		0-0-0		0-1-0		OVERALL		1-0-0		0-9-0		4-5-0	
1-1-0		0-0-0		0-0-0		HOME		0-0-0		0-0-0		1-1-0	
0-7-0		0-0-0		0-1-0		AWAY		0-0-0		0-5-0		0-1-0	
4-7-0		0-0-0		0-0-0		NEUTRAL		1-0-0		0-4-0		3-3-0	
5-15-0		0-0-0		0-1-0		NON-CONFERENCE		1-0-0		0-9-0		4-5-0	
1-1-0		0-0-0		0-0-0		HOME		0-0-0		0-0-0		1-1-0	
0-7-0		0-0-0		0-0-		AWAY		0-0-0		0-5-0		0-1-0	
4-7-0		0-0-0		0-0-0		NEUTRAL		1-0-0		0-4-0		3-3-0	
0-0-0		0-0-0		0-0-0		CONFERENCE		0-0-0		0-0-0		0-0-0	
0-0-0		0-0-0		0-0-0		HOME		0-0-0		0-0-0		0-0-0	
0-0-0		0-0-0		0-0-0		AWAY		0-0-0		0-0-0		0-0-0	
0-0-0		0-0-0		0-0-0		NEUTRAL		0-0-0		0-0-0		0-0-0	
RPI	S	Opponent	Score	RPI	S	Opponent	Score	RPI	S	Opponent	Score		
				36	A	Colorado St.	0 8	73	N	Purdue	1 0		
										104	N	Syracuse	3 7
										104	N	Syracuse	3 15
										121	A	St. John's (NY)	9 13
										122	A	East Carolina	6 7
										122	A	East Carolina	3 6
										129	N	Hofstra	1 11
										129	N	Hofstra	3 9
										134	A	Monmouth	0 4
										134	A	Monmouth	0 8
										151	N	Col. of Charleston	3 6
										175	A	Charlotte	6 14
										191	N	Valparaiso	0 13
										191	N	Valparaiso	7 6
										211	N	Dayton	13 12
										217	H	Yale	11 3
										217	H	Yale	5 7
										264	N	Cleveland St.	7 8
										279	N	Holy Cross	9 6
<hr/>													
LAST 10 GAMES													
				217	H	Yale	5 7	129	N	Hofstra	3 9		
				134	A	Monmouth	0 4	279	N	Holy Cross	9 6		
				134	A	Monmouth	0 8	121	A	St. John's (NY)	9 13		
				217	H	Yale	11 3	211	N	Dayton	13 12		
				129	N	Hofstra	1 11	104	N	Syracuse	3 7		

Non-Div. I Games:

Wagner

Average RPI Win:	200	WON-LOST RECORD	WINNING PCT. RANK	LAST 10 GAMES	STRENGTH OF SCHEDULE	OPP. STRENGTH OF SCHEDULE	TEAM RPI	ADJ RPI	CONF. RPI	ADJ CONF. RPI			
DIV. I ONLY		7-14-0	.33333	228	3-7-0	241	257	256	.40909	258	28	28	
DIV. I NON-CONF.		7-11-0	.38889	196	3-4-0	195	256	221	.44145	223	27	27	
<hr/>													
TOTALS	RPI 1-25	RPI 26-50		W-L RECORDS		RPI 51-100		RPI 101-150		RPI 150+			
7-14-0	0-0-0	0-0-0		OVERALL		1-1-0		1-3-0		5-10-0			
0-0-0	0-0-0	0-0-0		HOME		0-0-0		0-0-0		0-0-0			
2-10-0	0-0-0	0-0-0		AWAY		1-1-0		1-1-0		0-8-0			
5-4-0	0-0-0	0-0-0		NEUTRAL		0-0-0		0-2-0		5-2-0			
7-11-0	0-0-0	0-0-0		NON-CONFERENCE		1-1-0		1-3-0		5-7-0			
0-0-0	0-0-0	0-0-0		HOME		0-0-0		0-0-0		0-0-0			
2-7-0	0-0-0	0-0-		AWAY		1-1-0		1-1-0		0-5-0			
5-4-0	0-0-0	0-0-0		NEUTRAL		0-0-0		0-2-0		5-2-0			
0-3-0	0-0-0	0-0-0		CONFERENCE		0-0-0		0-0-0		0-3-0			
0-0-0	0-0-0	0-0-0		HOME		0-0-0		0-0-0		0-0-0			
0-3-0	0-0-0	0-0-0		AWAY		0-0-0		0-0-0		0-3-0			
0-0-0	0-0-0	0-0-0		NEUTRAL		0-0-0		0-0-0		0-0-0			
RPI	S	Opponent	Score	RPI	S	Opponent	Score	RPI	S	Opponent	Score		
						89 A	Elon	5	4	119 N	Loyola Chicago	0	10
						98 A	UNC Greensboro	0	5	131 N	Stony Brook	3	5
										148 A	George Washington	4	2
										148 A	George Washington	7	8
										152 A	Campbell	2	10
										152 A	Campbell	5	11
										158 A	Gardner-Webb	1	5
										198 N	Fairfield	7	6
										207 N	Sacred Heart	7	11
										224 N	Georgetown	19	10
										224 N	Georgetown	8	7
										227 A	Bowling Green	4	8
										227 A	Bowling Green	5	6
										236 N	Hartford	7	4
										252 A	Youngstown St.	9	14
										252 A	Youngstown St.	4	8
										252 A	Youngstown St.	2	4
										280 N	Lafayette	10	3
										286 N	La Salle	5	6
LAST 10 GAMES													
						224 N	Georgetown	8	7	152 A	Campbell	5	11
						227 A	Bowling Green	4	8	252 A	Youngstown St.	4	8
						227 A	Bowling Green	5	6	252 A	Youngstown St.	2	4
						198 N	Fairfield	7	6	252 A	Youngstown St.	9	14
						152 A	Campbell	2	10	131 N	Stony Brook	3	5

Non-Div. I Games:

Oakland

Average RPI Win: 213		WON-LOST RECORD		WINNING PCT. RANK		LAST 10 GAMES		STRENGTH OF SCHEDULE		OPP. STRENGTH OF SCHEDULE		TEAM RPI		ADJ RPI		CONF. RPI		ADJ CONF. RPI	
DIV. I ONLY		2-27-0		.06897 294		0-10-0		59		192		257		.40878 259		18		19	
DIV. I NON-CONF.		2-24-0		.07692 288		0-7-0		92		180		263		.40057 262		19		19	
TOTALS		RPI 1-25		RPI 26-50		W-L RECORDS		RPI 51-100		RPI 101-150		RPI 150+							
2-27-0		0-1-0		0-7-0		OVERALL		0-5-0		0-4-0		2-10-0							
0-3-0		0-0-0		0-0-0		HOME		0-3-0		0-0-0		0-0-0							
0-8-0		0-0-0		0-4-0		AWAY		0-0-0		0-2-0		0-2-0							
2-16-0		0-1-0		0-3-0		NEUTRAL		0-2-0		0-2-0		2-8-0							
2-24-0		0-1-0		0-7-0		NON-CONFERENCE		0-2-0		0-4-0		2-10-0							
0-0-0		0-0-0		0-0-0		HOME		0-0-0		0-0-0		0-0-0							
0-8-0		0-0-0		0-0-		AWAY		0-0-0		0-2-0		0-2-0							
2-16-0		0-1-0		0-3-0		NEUTRAL		0-2-0		0-2-0		2-8-0							
0-3-0		0-0-0		0-0-0		CONFERENCE		0-3-0		0-0-0		0-0-0							
0-3-0		0-0-0		0-0-0		HOME		0-3-0		0-0-0		0-0-0							
0-0-0		0-0-0		0-0-0		AWAY		0-0-0		0-0-0		0-0-0							
0-0-0		0-0-0		0-0-0		NEUTRAL		0-0-0		0-0-0		0-0-0							
RPI	S	Opponent		Score		RPI	S	Opponent		Score		RPI	S	Opponent		Score			
16	N	Texas Tech		2	13	27	A	Arkansas		0	2	61	N	Southeast Mo. St.		1	3		
						27	A	Arkansas		0	9	61	N	Southeast Mo. St.		4	9		
						37	N	Houston		0	6	80	H	South Dakota St.		3	13		
						42	A	Georgia		3	8	80	H	South Dakota St.		1	8		
						42	A	Georgia		0	16	80	H	South Dakota St.		1	4		
						46	N	Wisconsin		1	9								
						46	N	Wisconsin		0	15								
						LAST 10 GAMES													
						170	A	Kansas		0	8	61	N	Southeast Mo. St.		4	9		
						80	H	South Dakota St.		1	8	232	N	Northern Colo.		3	6		
						80	H	South Dakota St.		3	13	164	N	Northern Ill.		1	2		
						80	H	South Dakota St.		1	4	226	A	Saint Louis		2	7		
						61	N	Southeast Mo. St.		1	3	110	A	UC Riverside		6	9		

Non-Div. I Games:

Omaha

Average RPI Win: 259		WON-LOST RECORD		WINNING PCT. RANK		LAST 10 GAMES		STRENGTH OF SCHEDULE		OPP. STRENGTH OF SCHEDULE		TEAM RPI		ADJ RPI		CONF. RPI		ADJ CONF. RPI	
DIV. I ONLY		14-12-0		.53846 120		8-2-0		290		278		260		.40088 260		32		32	
DIV. I NON-CONF.		8-9-0		.47059 158		3-1-0		288		255		251		.41094 256		32		32	
TOTALS		RPI 1-25		RPI 26-50		W-L RECORDS		RPI 51-100		RPI 101-150		RPI 150+							
14-12-0		0-0-0		0-0-0		OVERALL		0-1-0		0-2-0		14-9-0							
8-5-0		0-0-0		0-0-0		HOME		0-0-0		0-1-0		8-4-0							
4-5-0		0-0-0		0-0-0		AWAY		0-1-0		0-1-0		4-3-0							
2-2-0		0-0-0		0-0-0		NEUTRAL		0-0-0		0-0-0		2-2-0							
8-9-0		0-0-0		0-0-0		NON-CONFERENCE		0-1-0		0-2-0		8-6-0							
5-5-0		0-0-0		0-0-0		HOME		0-0-0		0-1-0		5-4-0							
1-3-0		0-0-0		0-0-		AWAY		0-1-0		0-1-0		1-1-0							
2-1-0		0-0-0		0-0-0		NEUTRAL		0-0-0		0-0-0		2-1-0							
6-3-0		0-0-0		0-0-0		CONFERENCE		0-0-0		0-0-0		6-3-0							
3-0-0		0-0-0		0-0-0		HOME		0-0-0		0-0-0		3-0-0							
3-2-0		0-0-0		0-0-0		AWAY		0-0-0		0-0-0		3-2-0							
0-1-0		0-0-0		0-0-0		NEUTRAL		0-0-0		0-0-0		0-1-0							
RPI	S	Opponent		Score		RPI	S	Opponent		Score		RPI	S	Opponent		Score			
								70	A	Longwood	4	6	129	H	Hofstra	0	6		
													132	A	Virginia	2	10		
													176	H	Albany (NY)	1	0		
													179	A	Radford	3	8		
													179	A	Radford	1	0		
													235	H	Delaware	8	7		
													235	H	Delaware	1	3		
													235	N	Delaware	7	6		
													243	H	Drexel	2	10		
													248	H	Mt. St. Mary's	2	6		
													251	N	Robert Morris	8	11		
													261	N	Buffalo	5	4		
													266	H	Central Conn. St.	3	7		
													274	H	Iona	6	2		
													275	H	N.C. A&T	1	0		
													275	H	N.C. A&T	15	4		
													276	A	N.C. Central	10	3		
													276	A	N.C. Central	7	8		
													282	H	Morehead St.	8	3		
													283	A	Morgan St.	6	5		
													283	A	Morgan St.	7	0		
													283	A	Morgan St.	5	6		
													285	N	Delaware St.	3	4		
													292	H	St. Bonaventure	5	1		
													297	H	South Carolina St.	3	0		
LAST 10 GAMES																			
						283	A	Morgan St.	7	0	235	H	Delaware	8	7				
						235	N	Delaware	7	6	235	H	Delaware	1	3				
						266	H	Central Conn. St.	3	7	179	A	Radford	3	8				
						292	H	St. Bonaventure	5	1	275	H	N.C. A&T	1	0				
						285	N	Delaware St.	3	4	283	A	Morgan St.	5	6				

Non-Div. I Games:

Norfolk St.

Average RPI Win: 191		WON-LOST RECORD		WINNING PCT. RANK		LAST 10 GAMES		STRENGTH OF SCHEDULE		OPP. STRENGTH OF SCHEDULE		TEAM RPI		ADJ RPI		CONF. RPI		ADJ CONF. RPI	
DIV. I ONLY		4-21-0		.16 274		3-7-0		176		187		261		.39612 261		17		17	
DIV. I NON-CONF.		3-20-0		.13043 273		2-6-0		182		191		269		.38906 267		18		18	
TOTALS		RPI 1-25		RPI 26-50		W-L RECORDS		RPI 51-100		RPI 101-150		RPI 150+							
4-21-0		0-0-0		0-1-0		OVERALL		0-7-0		1-3-0		3-10-0							
1-1-0		0-0-0		0-0-0		HOME		0-0-0		0-0-0		1-1-0							
0-7-0		0-0-0		0-1-0		AWAY		0-3-0		0-3-0		0-0-0							
3-13-0		0-0-0		0-0-0		NEUTRAL		0-4-0		1-0-0		2-9-0							
3-20-0		0-0-0		0-1-0		NON-CONFERENCE		0-7-0		1-3-0		2-9-0							
0-0-0		0-0-0		0-0-0		HOME		0-0-0		0-0-0		0-0-0							
0-7-0		0-0-0		0-0-		AWAY		0-3-0		0-3-0		0-0-0							
3-13-0		0-0-0		0-0-0		NEUTRAL		0-4-0		1-0-0		2-9-0							
1-1-0		0-0-0		0-0-0		CONFERENCE		0-0-0		0-0-0		1-1-0							
1-1-0		0-0-0		0-0-0		HOME		0-0-0		0-0-0		1-1-0							
0-0-0		0-0-0		0-0-0		AWAY		0-0-0		0-0-0		0-0-0							
0-0-0		0-0-0		0-0-0		NEUTRAL		0-0-0		0-0-0		0-0-0							
RPI	S	Opponent		Score		RPI	S	Opponent		Score		RPI	S	Opponent		Score			
				42	A	Georgia	1	14	51	N	Louisville	0	10	102	A	FIU	3	8	
									59	A	Cal St. Fullerton	4	5	132	A	Virginia	4	11	
									60	A	Lipscomb	5	15	132	A	Virginia	3	11	
									60	A	Lipscomb	2	3	145	N	LIU Brooklyn	11	1	
									66	N	Loyola Marymount	1	2	164	H	Northern Ill.	4	10	
									71	N	North Florida	1	7	164	H	Northern Ill.	8	4	
									93	N	Chattanooga	6	11	169	N	Pacific	0	11	
														177	N	Winthrop	2	3	
														177	N	Winthrop	9	13	
														183	N	Idaho St.	2	3	
														191	N	Valparaiso	0	2	
														196	N	Princeton	9	4	
														204	N	Eastern Ill.	6	9	
														235	N	Delaware	2	7	
														259	N	Omaha	2	5	
														259	N	Omaha	4	1	
														260	N	Norfolk St.	4	5	
				LAST 10 GAMES															
				60	A	Lipscomb	2	3	164	H	Northern Ill.	8	4						
				132	A	Virginia	4	11	102	A	FIU	3	8						
				132	A	Virginia	3	11	93	N	Chattanooga	6	11						
				42	A	Georgia	1	14	145	N	LIU Brooklyn	11	1						
				164	H	Northern Ill.	4	10	196	N	Princeton	9	4						

Non-Div. I Games:

Buffalo

Average RPI Win:	226	WON-LOST RECORD	WINNING PCT. RANK	LAST 10 GAMES	STRENGTH OF SCHEDULE	OPP. STRENGTH OF SCHEDULE	TEAM RPI	ADJ RPI	CONF. RPI	ADJ CONF. RPI	
DIV. I ONLY		7-18-0	.28 247	4-6-0	258	206	262	.39564 262	22	21	
DIV. I NON-CONF.		7-18-0	.28 242	4-6-0	264	213	264	.39564 264	21	21	
<hr/>											
TOTALS	RPI 1-25	RPI 26-50		W-L RECORDS		RPI 51-100		RPI 101-150		RPI 150+	
7-18-0	0-0-0	0-0-0		OVERALL		0-3-0		2-8-0		5-7-0	
3-7-0	0-0-0	0-0-0		HOME		0-1-0		1-2-0		2-4-0	
1-6-0	0-0-0	0-0-0		AWAY		0-2-0		1-4-0		0-0-0	
3-5-0	0-0-0	0-0-0		NEUTRAL		0-0-0		0-2-0		3-3-0	
7-18-0	0-0-0	0-0-0		NON-CONFERENCE		0-3-0		2-8-0		5-7-0	
3-7-0	0-0-0	0-0-0		HOME		0-1-0		1-2-0		2-4-0	
1-6-0	0-0-0	0-0-		AWAY		0-2-0		1-4-0		0-0-0	
3-5-0	0-0-0	0-0-0		NEUTRAL		0-0-0		0-2-0		3-3-0	
0-0-0	0-0-0	0-0-0		CONFERENCE		0-0-0		0-0-0		0-0-0	
0-0-0	0-0-0	0-0-0		HOME		0-0-0		0-0-0		0-0-0	
0-0-0	0-0-0	0-0-0		AWAY		0-0-0		0-0-0		0-0-0	
0-0-0	0-0-0	0-0-0		NEUTRAL		0-0-0		0-0-0		0-0-0	
<hr/>											
RPI S	Opponent	Score	RPI S	Opponent	Score	RPI S	Opponent	Score	RPI S	Opponent	Score
						59 H	Cal St. Fullerton	1 8	110 A	UC Riverside	2 8
						79 A	UC Davis	0 6	110 A	UC Riverside	2 4
						79 A	UC Davis	2 10	110 A	UC Riverside	2 4
									130 H	CSUN	3 6
									135 H	Utah St.	1 6
									137 H	Weber St.	4 1
									142 N	Nevada	4 6
									146 A	Sacramento St.	6 14
									146 A	Sacramento St.	4 3
									147 N	Bucknell	4 8
						201 H	Montana	1 5			
						201 N	Montana	0 3			
						203 N	Binghamton	3 8			
						210 H	Marist	2 5			
						232 H	Northern Colo.	0 2			
						232 H	Northern Colo.	9 1			
						234 H	CSU Bakersfield	5 6			
						239 N	Army West Point	6 4			
						239 N	Army West Point	0 8			
						270 H	Northern Ky.	1 0			
						278 N	Rider	12 3			
						278 N	Rider	4 3			
						239 N	Army West Point	0 8			
						110 A	UC Riverside	2 8			
						110 A	UC Riverside	2 4			
						110 A	UC Riverside	2 4			
						210 H	Marist	2 5			
						146 A	Sacramento St.	4 3			
						278 N	Rider	12 3			
						79 A	UC Davis	0 6			
						278 N	Rider	4 3			
						278 N	Rider	4 3			
						147 N	Bucknell	4 8			
						239 N	Army West Point	0 8			
						110 A	UC Riverside	2 8			
						110 A	UC Riverside	2 4			
						210 H	Marist	2 5			
						146 A	Sacramento St.	4 3			
						278 N	Rider	12 3			
						79 A	UC Davis	0 6			

Non-Div. I Games:

Santa Clara

Average RPI Win: 287		WON-LOST RECORD		WINNING PCT. RANK		LAST 10 GAMES		STRENGTH OF SCHEDULE		OPP. STRENGTH OF SCHEDULE		TEAM RPI		ADJ RPI		CONF. RPI		ADJ CONF. RPI	
DIV. I ONLY		7-16-0		.30435 241		3-7-0		240		282		263		.39549 263		27		27	
DIV. I NON-CONF.		7-16-0		.30435 235		3-7-0		247		288		265		.39549 265		28		29	
TOTALS		RPI 1-25		RPI 26-50		W-L RECORDS		RPI 51-100		RPI 101-150		RPI 150+							
7-16-0		0-1-0		0-1-0		OVERALL		0-3-0		0-2-0		7-9-0							
0-0-0		0-0-0		0-0-0		HOME		0-0-0		0-0-0		0-0-0							
3-8-0		0-0-0		0-1-0		AWAY		0-1-0		0-1-0		3-5-0							
4-8-0		0-1-0		0-0-0		NEUTRAL		0-2-0		0-1-0		4-4-0							
7-16-0		0-1-0		0-1-0		NON-CONFERENCE		0-3-0		0-2-0		7-9-0							
0-0-0		0-0-0		0-0-0		HOME		0-0-0		0-0-0		0-0-0							
3-8-0		0-0-0		0-0-		AWAY		0-1-0		0-1-0		3-5-0							
4-8-0		0-1-0		0-0-0		NEUTRAL		0-2-0		0-1-0		4-4-0							
0-0-0		0-0-0		0-0-0		CONFERENCE		0-0-0		0-0-0		0-0-0							
0-0-0		0-0-0		0-0-0		HOME		0-0-0		0-0-0		0-0-0							
0-0-0		0-0-0		0-0-0		AWAY		0-0-0		0-0-0		0-0-0							
0-0-0		0-0-0		0-0-0		NEUTRAL		0-0-0		0-0-0		0-0-0							
RPI	S	Opponent		Score		RPI	S	Opponent		Score		RPI	S	Opponent		Score			
23	N	Boise St.		2	9	48	A	Louisiana Tech		5	7	61	N	Southeast Mo. St.		0	8		
												64	N	Wichita St.		0	8		
												79	A	UC Davis		0	5		
												146	A	Sacramento St.		0	1		
												146	N	Sacramento St.		0	7		
												165	A	Northwestern St.		1	5		
												165	A	Northwestern St.		0	6		
												169	A	Pacific		0	3		
												169	A	Pacific		2	4		
												209	N	Abilene Christian		2	4		
												210	N	Marist		0	1		
												210	N	Marist		6	7		
												245	A	Saint Mary's (CA)		1	0		
												245	A	Saint Mary's (CA)		2	3		
												293	A	Saint Peter's		8	5		
												293	A	Saint Peter's		9	0		
												294	N	Southern U.		4	0		
												294	N	Southern U.		2	6		
												294	N	Southern U.		9	1		
												294	N	Southern U.		5	2		
												294	N	Southern U.		4	2		
LAST 10 GAMES						LAST 10 GAMES						LAST 10 GAMES							
294	N	Southern U.		4	0	294	N	Southern U.		9	1	294	N	Southern U.		9	0		
245	A	Saint Mary's (CA)		1	0	293	A	Saint Peter's		9	0	79	A	UC Davis		0	5		
293	A	Saint Peter's		8	5	210	N	Marist		6	7	146	A	Sacramento St.		0	1		
165	A	Northwestern St.		0	6														
294	N	Southern U.		4	2														

Non-Div. I Games:

Fairleigh Dickinson

Average RPI Win:	240	WON-LOST RECORD	WINNING PCT. RANK	LAST 10 GAMES	STRENGTH OF SCHEDULE	OPP. STRENGTH OF SCHEDULE	TEAM RPI	ADJ RPI	CONF. RPI	ADJ CONF. RPI														
Average RPI Loss:	153																							
DIV. I ONLY	6-19-0	.24	260	3-7-0	251	221	266	.38977	264	28	28													
DIV. I NON-CONF.	6-16-0	.27273	244	3-4-0	234	243	262	.40214	261	27	27													
<hr/>																								
TOTALS	RPI 1-25	RPI 26-50		W-L RECORDS	RPI 51-100		RPI 101-150		RPI 150+															
6-19-0	0-0-0	0-0-0		OVERALL	0-5-0		0-4-0		6-10-0															
0-0-0	0-0-0	0-0-0		HOME	0-0-0		0-0-0		0-0-0															
1-8-0	0-0-0	0-0-0		AWAY	0-3-0		0-4-0		1-1-0															
5-11-0	0-0-0	0-0-0		NEUTRAL	0-2-0		0-0-0		5-9-0															
<hr/>																								
6-16-0	0-0-0	0-0-0		NON-CONFERENCE	0-5-0		0-1-0		6-10-0															
0-0-0	0-0-0	0-0-0		HOME	0-0-0		0-0-0		0-0-0															
1-5-0	0-0-0	0-0-		AWAY	0-3-0		0-1-0		1-1-0															
5-11-0	0-0-0	0-0-0		NEUTRAL	0-2-0		0-0-0		5-9-0															
<hr/>																								
0-3-0	0-0-0	0-0-0		CONFERENCE	0-0-0		0-3-0		0-0-0															
0-0-0	0-0-0	0-0-0		HOME	0-0-0		0-0-0		0-0-0															
0-3-0	0-0-0	0-0-0		AWAY	0-0-0		0-3-0		0-0-0															
0-0-0	0-0-0	0-0-0		NEUTRAL	0-0-0		0-0-0		0-0-0															
<hr/>																								
RPI S	Opponent	Score	RPI S	Opponent	Score	RPI S	Opponent	Score	RPI S	Opponent	Score													
						67 A	Western Ky.	3	10	122 A	East Carolina	8	9											
						67 A	Western Ky.	0	8	126 A	UIC	4	5											
						82 A	Liberty	0	9	126 A	UIC	9	17											
						91 N	Ball St.	3	10	126 A	UIC	1	15											
						91 N	Ball St.	2	4	156 N	UNCW	0	4											
												160 N	South Dakota	0	9									
												180 N	Indiana St.	0	3									
												185 A	Jacksonville	2	1									
												190 N	UConn	1	0									
												192 A	Mercer	2	10									
												206 N	Saint Francis (PA)	3	9									
												206 N	Saint Francis (PA)	0	5									
												207 N	Sacred Heart	3	4									
												229 N	Butler	6	9									
												230 N	Charleston So.	4	5									
												251 N	Robert Morris	4	6									
												251 N	Robert Morris	11	8									
												257 N	Wagner	8	7									
												271 N	Quinnipiac	6	1									
												286 N	La Salle	9	4									
												<hr/>												
															LAST 10 GAMES									
															91 N Ball St.			3	10	180 N Indiana St.			0	3
															185 A Jacksonville			2	1	126 A UIC			4	5
															251 N Robert Morris			11	8	126 A UIC			1	15
			67 A Western Ky.									0	8	126 A UIC			9	17						
			67 A Western Ky.									3	10	160 N South Dakota			0	9						

Non-Div. I Games:

Cleveland St.

Average RPI Win: 205		WON-LOST RECORD	WINNING PCT. RANK	LAST 10 GAMES	STRENGTH OF SCHEDULE	OPP. STRENGTH OF SCHEDULE	TEAM RPI	ADJ RPI	CONF. RPI	ADJ CONF. RPI	
Average RPI Loss: 176											
DIV. I ONLY		3-11-0	.21429 264	2-8-0	238	222	270	.38897 265	30	30	
DIV. I NON-CONF.		3-11-0	.21429 258	2-8-0	245	226	273	.38897 268	30	30	
TOTALS		RPI 1-25	RPI 26-50		W-L RECORDS		RPI 51-100		RPI 101-150		RPI 150+
3-11-0	0-0-0	0-0-0		OVERALL		1-0-0		0-3-0		2-8-0	
0-0-0	0-0-0	0-0-0		HOME		0-0-0		0-0-0		0-0-0	
0-2-0	0-0-0	0-0-0		AWAY		0-0-0		0-0-0		0-2-0	
3-9-0	0-0-0	0-0-0		NEUTRAL		1-0-0		0-3-0		2-6-0	
3-11-0	0-0-0	0-0-0		NON-CONFERENCE		1-0-0		0-3-0		2-8-0	
0-0-0	0-0-0	0-0-0		HOME		0-0-0		0-0-0		0-0-0	
0-2-0	0-0-0	0-0-		AWAY		0-0-0		0-0-0		0-2-0	
3-9-0	0-0-0	0-0-0		NEUTRAL		1-0-0		0-3-0		2-6-0	
0-0-0	0-0-0	0-0-0		CONFERENCE		0-0-0		0-0-0		0-0-0	
0-0-0	0-0-0	0-0-0		HOME		0-0-0		0-0-0		0-0-0	
0-0-0	0-0-0	0-0-0		AWAY		0-0-0		0-0-0		0-0-0	
0-0-0	0-0-0	0-0-0		NEUTRAL		0-0-0		0-0-0		0-0-0	
RPI S	Opponent	Score	RPI S	Opponent	Score	RPI S	Opponent	Score	RPI S	Opponent	Score
						71 N	North Florida	4 1	102 N	FIU	1 11
									107 N	Middle Tenn.	3 14
									149 N	Central Mich.	1 9
									153 N	Ga. Southern	2 10
									166 A	ETSU	5 11
									168 N	Florida A&M	2 10
									174 N	Boston U.	1 5
									212 N	Evansville	4 7
									222 N	Detroit Mercy	1 7
									236 A	Hartford	5 7
									243 N	Drexel	3 10
									256 N	Presbyterian	4 1
									289 N	Cornell	10 2
LAST 10 GAMES											
212 N	Evansville	4 7	168 N	Florida A&M	2 10						
236 A	Hartford	5 7	102 N	FIU	1 11						
174 N	Boston U.	1 5	256 N	Presbyterian	4 1						
166 A	ETSU	5 11	149 N	Central Mich.	1 9						
153 N	Ga. Southern	2 10	71 N	North Florida	4 1						

Non-Div. I Games:

Siena

Average RPI Win: 247		WON-LOST	WINNING	LAST 10	STRENGTH OF		OPP. STRENGTH	TEAM	ADJ		CONF.	ADJ CONF.	
Average RPI Loss: 207		RECORD	PCT. RANK	GAMES	SCHEDULE		OF SCHEDULE	RPI	RPI		RPI	RPI	
DIV. I ONLY		9-10-0	.47368	159	4-6-0		289	261	264	.3885	266	27	27
DIV. I NON-CONF.		9-10-0	.47368	156	4-6-0		295	264	267	.3885	269	28	29
TOTALS		RPI 1-25	RPI 26-50		W-L RECORDS		RPI 51-100		RPI 101-150		RPI 150+		
9-10-0	0-0-0	0-0-0		OVERALL		0-2-0		1-0-0		8-8-0			
3-3-0	0-0-0	0-0-0		HOME		0-0-0		0-0-0		3-3-0			
2-4-0	0-0-0	0-0-0		AWAY		0-0-0		0-0-0		2-4-0			
4-3-0	0-0-0	0-0-0		NEUTRAL		0-2-0		1-0-0		3-1-0			
9-10-0	0-0-0	0-0-0		NON-CONFERENCE		0-2-0		1-0-0		8-8-0			
3-3-0	0-0-0	0-0-0		HOME		0-0-0		0-0-0		3-3-0			
2-4-0	0-0-0	0-0-		AWAY		0-0-0		0-0-0		2-4-0			
4-3-0	0-0-0	0-0-0		NEUTRAL		0-2-0		1-0-0		3-1-0			
0-0-0	0-0-0	0-0-0		CONFERENCE		0-0-0		0-0-0		0-0-0			
0-0-0	0-0-0	0-0-0		HOME		0-0-0		0-0-0		0-0-0			
0-0-0	0-0-0	0-0-0		AWAY		0-0-0		0-0-0		0-0-0			
0-0-0	0-0-0	0-0-0		NEUTRAL		0-0-0		0-0-0		0-0-0			
RPI	S	Opponent	Score	RPI	S	Opponent	Score	RPI	S	Opponent	Score		

Non-Div. I Games:

Central Conn. St.

Average RPI Win: 278		WON-LOST RECORD		WINNING PCT. RANK		LAST 10 GAMES		STRENGTH OF SCHEDULE		OPP. STRENGTH OF SCHEDULE		TEAM RPI		ADJ RPI		CONF. RPI		ADJ CONF. RPI	
DIV. I ONLY		10-10-0		.5 137		6-4-0		291		277		265		.38728 267		31		31	
DIV. I NON-CONF.		7-6-0		.53846 116		3-1-0		280		286		230		.42977 236		31		31	
TOTALS		RPI 1-25		RPI 26-50		W-L RECORDS		RPI 51-100		RPI 101-150		RPI 150+							
10-10-0		0-0-0		0-0-0		OVERALL		0-1-0		0-3-0		10-6-0							
3-0-0		0-0-0		0-0-0		HOME		0-0-0		0-0-0		3-0-0							
4-6-0		0-0-0		0-0-0		AWAY		0-0-0		0-2-0		4-4-0							
3-4-0		0-0-0		0-0-0		NEUTRAL		0-1-0		0-1-0		3-2-0							
7-6-0		0-0-0		0-0-0		NON-CONFERENCE		0-1-0		0-3-0		7-2-0							
0-0-0		0-0-0		0-0-0		HOME		0-0-0		0-0-0		0-0-0							
4-2-0		0-0-0		0-0-		AWAY		0-0-0		0-2-0		4-0-0							
3-4-0		0-0-0		0-0-0		NEUTRAL		0-1-0		0-1-0		3-2-0							
3-4-0		0-0-0		0-0-0		CONFERENCE		0-0-0		0-0-0		3-4-0							
3-0-0		0-0-0		0-0-0		HOME		0-0-0		0-0-0		3-0-0							
0-4-0		0-0-0		0-0-0		AWAY		0-0-0		0-0-0		0-4-0							
0-0-0		0-0-0		0-0-0		NEUTRAL		0-0-0		0-0-0		0-0-0							
RPI	S	Opponent	Score	RPI	S	Opponent	Score	RPI	S	Opponent	Score	RPI	S	Opponent	Score				
								87	N	Jacksonville St.	6	9		108	A	Belmont	0	9	
														108	A	Belmont	1	9	
														138	N	UT Martin	8	9	
														211	N	Dayton	3	8	
														225	N	Western Caro.	4	1	
														231	A	Texas Southern	7	8	
														231	A	Texas Southern	0	4	
														231	A	Texas Southern	5	8	
														249	A	Alabama St.	3	6	
														270	N	Northern Ky.	4	0	
														275	A	N.C. A&T	7	5	
														277	N	Brown	2	7	
														278	N	Rider	5	1	
														287	A	Savannah St.	10	6	
														287	A	Savannah St.	9	6	
														287	A	Savannah St.	1	0	
														291	H	Ark.-Pine Bluff	10	2	
														291	H	Ark.-Pine Bluff	4	3	
														291	H	Ark.-Pine Bluff	6	4	
LAST 10 GAMES																			
														231	A	Texas Southern	7	8	
														231	A	Texas Southern	0	4	
														87	N	Jacksonville St.	6	9	
														291	H	Ark.-Pine Bluff	10	2	
														278	N	Rider	5	1	
														277	N	Brown	2	7	
Non-Div. I Games:		Tuskegee		5 2		Cumberland (TN)		3 2		Cumberland (TN)		1 4		Tuskegee		9 1		Alabama A&M	

Average RPI Win: 140		WON-LOST RECORD		WINNING PCT. RANK		LAST 10 GAMES		STRENGTH OF SCHEDULE		OPP. STRENGTH OF SCHEDULE		TEAM RPI		ADJ RPI		CONF. RPI		ADJ CONF. RPI	
DIV. I ONLY		1-12-0		.07692 293		1-9-0		133		242		269		.38583 268		30		30	
DIV. I NON-CONF.		1-12-0		.07692 288		1-9-0		121		248		272		.38583 270		30		30	
TOTALS		RPI 1-25		RPI 26-50		W-L RECORDS		RPI 51-100		RPI 101-150		RPI 150+							
1-12-0		0-2-0		0-0-0		OVERALL		0-1-0		1-7-0		0-2-0							
0-0-0		0-0-0		0-0-0		HOME		0-0-0		0-0-0		0-0-0							
0-4-0		0-0-0		0-0-0		AWAY		0-0-0		0-4-0		0-0-0							
1-8-0		0-2-0		0-0-0		NEUTRAL		0-1-0		1-3-0		0-2-0							
1-12-0		0-2-0		0-0-0		NON-CONFERENCE		0-1-0		1-7-0		0-2-0							
0-0-0		0-0-0		0-0-0		HOME		0-0-0		0-0-0		0-0-0							
0-4-0		0-0-0		0-0-		AWAY		0-0-0		0-4-0		0-0-0							
1-8-0		0-2-0		0-0-0		NEUTRAL		0-1-0		1-3-0		0-2-0							
0-0-0		0-0-0		0-0-0		CONFERENCE		0-0-0		0-0-0		0-0-0							
0-0-0		0-0-0		0-0-0		HOME		0-0-0		0-0-0		0-0-0							
0-0-0		0-0-0		0-0-0		AWAY		0-0-0		0-0-0		0-0-0							
0-0-0		0-0-0		0-0-0		NEUTRAL		0-0-0		0-0-0		0-0-0							
RPI	S	Opponent		Score		RPI	S	Opponent		Score		RPI	S	Opponent		Score			
11	N	Alabama		2	12							68	N	California		3	14		
11	N	Alabama		3	9							112	N	Utah		1	10		
												112	N	Utah		2	7		
												139	A	Hawaii		0	3		
												139	A	Hawaii		1	3		
												139	A	Hawaii		0	1		
												139	A	Hawaii		0	3		
												140	N	SIUE		2	1		
												140	N	SIUE		1	3		
												292	N	St. Bonaventure		1	2		
												292	N	St. Bonaventure		1	3		
LAST 10 GAMES						LAST 10 GAMES						LAST 10 GAMES							
139	A	Hawaii		1	3	139	A	Hawaii		0	1	139	A	Hawaii		0	1		

Non-Div. I Games:

Niagara

Average RPI Win: 292		WON-LOST RECORD		WINNING PCT. RANK		LAST 10 GAMES		STRENGTH OF SCHEDULE		OPP. STRENGTH OF SCHEDULE		TEAM RPI		ADJ RPI		CONF. RPI		ADJ CONF. RPI					
DIV. I ONLY		4-22-0		.15385 276		4-6-0		143		288		267		.38566 269		31		31					
DIV. I NON-CONF.		1-18-0		.05263 291		1-2-0		86		259		271		.3837 273		31		31					
TOTALS		RPI 1-25		RPI 26-50		W-L RECORDS		RPI 51-100		RPI 101-150		RPI 150+											
4-22-0		0-1-0		0-0-0		OVERALL		0-6-0		0-4-0		4-11-0											
2-1-0		0-0-0		0-0-0		HOME		0-0-0		0-0-0		2-1-0											
0-7-0		0-1-0		0-0-0		AWAY		0-0-0		0-2-0		0-4-0											
2-14-0		0-0-0		0-0-0		NEUTRAL		0-6-0		0-2-0		2-6-0											
1-18-0		0-1-0		0-0-0		NON-CONFERENCE		0-6-0		0-4-0		1-7-0											
0-0-0		0-0-0		0-0-0		HOME		0-0-0		0-0-0		0-0-0											
0-4-0		0-1-0		0-0-		AWAY		0-0-0		0-2-0		0-1-0											
1-14-0		0-0-0		0-0-0		NEUTRAL		0-6-0		0-2-0		1-6-0											
3-4-0		0-0-0		0-0-0		CONFERENCE		0-0-0		0-0-0		3-4-0											
2-1-0		0-0-0		0-0-0		HOME		0-0-0		0-0-0		2-1-0											
0-3-0		0-0-0		0-0-0		AWAY		0-0-0		0-0-0		0-3-0											
1-0-0		0-0-0		0-0-0		NEUTRAL		0-0-0		0-0-0		1-0-0											
RPI	S	Opponent		Score		RPI	S	Opponent		Score		RPI	S	Opponent		Score							
24	A	Louisiana		0 9								117	A	Southern Miss.		1 9							
												55	N	SFA		3 7							
												67	N	Western Ky.		0 4							
												80	N	South Dakota St.		1 16							
												80	N	South Dakota St.		1 9							
												99	N	North Ala.		0 8							
												173	A	Prairie View		3 9							
												173	A	Prairie View		1 8							
												173	A	Prairie View		1 11							
												178	N	Tennessee Tech		3 7							
												199	N	Houston Baptist		3 5							
												199	N	Houston Baptist		0 4							
												205	A	Central Ark.		0 11							
												205	N	Central Ark.		3 9							
												205	N	Central Ark.		3 11							
												285	N	Delaware St.		9 1							
												287	N	Savannah St.		4 9							
												294	H	Southern U.		1 4							
												294	H	Southern U.		5 3							
												294	H	Southern U.		5 3							
												296	N	Grambling		11 3							
						LAST 10 GAMES																	
						285	N	Delaware St.		9 1		294	H	Southern U.		5 3							
						287	N	Savannah St.		4 9		205	A	Central Ark.		0 11							
						296	N	Grambling		11 3		80	N	South Dakota St.		1 16							
						294	H	Southern U.		1 4		99	N	North Ala.		0 8							
						294	H	Southern U.		5 3		144	N	Austin Peay		0 1							
Non-Div. I Games:		Belhaven		5	2	Belhaven		4	5	Belhaven		4	1	Belhaven		3	4	Jackson St.					

Average RPI Win: 229		WON-LOST	WINNING	LAST 10	STRENGTH OF		OPP. STRENGTH	TEAM	ADJ	CONF.	ADJ CONF.
Average RPI Loss: 163		RECORD	PCT. RANK	GAMES	SCHEDULE		OF SCHEDULE	RPI	RPI	RPI	RPI
DIV. I ONLY		7-18-0	.28	247	3-7-0		264	236	268	.38504	270
DIV. I NON-CONF.		7-15-0	.31818	228	3-4-0		248	247	257	.40673	260
TOTALS		RPI 1-25	RPI 26-50		W-L RECORDS		RPI 51-100		RPI 101-150		RPI 150+
7-18-0	0-0-0	0-0-0		OVERALL		0-5-0		1-4-0		6-9-0	
0-3-0	0-0-0	0-0-0		HOME		0-0-0		0-0-0		0-3-0	
0-4-0	0-0-0	0-0-0		AWAY		0-2-0		0-1-0		0-1-0	
7-11-0	0-0-0	0-0-0		NEUTRAL		0-3-0		1-3-0		6-5-0	
7-15-0	0-0-0	0-0-0		NON-CONFERENCE		0-5-0		1-4-0		6-6-0	
0-0-0	0-0-0	0-0-0		HOME		0-0-0		0-0-0		0-0-0	
0-4-0	0-0-0	0-0-0		AWAY		0-2-0		0-1-0		0-1-0	
7-11-0	0-0-0	0-0-0		NEUTRAL		0-3-0		1-3-0		6-5-0	
0-3-0	0-0-0	0-0-0		CONFERENCE		0-0-0		0-0-0		0-3-0	
0-3-0	0-0-0	0-0-0		HOME		0-0-0		0-0-0		0-3-0	
0-0-0	0-0-0	0-0-0		AWAY		0-0-0		0-0-0		0-0-0	
0-0-0	0-0-0	0-0-0		NEUTRAL		0-0-0		0-0-0		0-0-0	
RPI S	Opponent	Score	RPI S	Opponent	Score	RPI S	Opponent	Score	RPI S	Opponent	Score
						59 N	Cal St. Fullerton	0 3	108 A	Belmont	5 6
						70 N	Longwood	1 6	130 N	CSUN	4 3
						79 N	UC Davis	0 3	132 N	Virginia	1 11
						89 A	Elon	2 9	132 N	Virginia	2 4
						98 A	UNC Greensboro	2 5	142 N	Nevada	0 12
									163 N	UMass Lowell	4 6
									183 N	Idaho St.	1 2
									183 N	Idaho St.	3 0
									183 N	Idaho St.	7 5
									211 N	Dayton	1 3
									221 H	IUPUI	5 13
									221 H	IUPUI	0 1
									221 H	IUPUI	2 4
									262 A	Santa Clara	0 1
									267 N	Alabama A&M	0 4
									274 N	Iona	3 2
									274 N	Iona	5 1
									276 N	N.C. Central	9 0
									284 N	Southern Utah	3 4
									284 N	Southern Utah	5 4
LAST 10 GAMES											
						274 N	Iona	3 2	284 N	Southern Utah	3 4
						221 H	IUPUI	0 1	183 N	Idaho St.	3 0
						221 H	IUPUI	5 13	183 N	Idaho St.	7 5
						221 H	IUPUI	2 4	284 N	Southern Utah	5 4
						183 N	Idaho St.	1 2	163 N	UMass Lowell	4 6

Non-Div. I Games:

Northern Ky.

Average RPI Win: 240		WON-LOST	WINNING	LAST 10	STRENGTH OF	OPP. STRENGTH	TEAM	ADJ	CONF.	ADJ CONF.					
Average RPI Loss: 176		RECORD	PCT. RANK	GAMES	SCHEDULE	OF SCHEDULE	RPI	RPI	RPI	RPI					
DIV. I ONLY		5-16-0	.2381	261	2-8-0	253	255	271	.37918	271	30	30			
DIV. I NON-CONF.		5-16-0	.2381	250	2-8-0	262	261	277	.37918	275	30	30			
<hr/>															
TOTALS		RPI 1-25		RPI 26-50		W-L RECORDS		RPI 51-100		RPI 101-150		RPI 150+			
5-16-0		0-0-0		0-0-0		OVERALL		0-3-0		0-2-0		5-11-0			
0-0-0		0-0-0		0-0-0		HOME		0-0-0		0-0-0		0-0-0			
1-3-0		0-0-0		0-0-0		AWAY		0-1-0		0-1-0		1-1-0			
4-13-0		0-0-0		0-0-0		NEUTRAL		0-2-0		0-1-0		4-10-0			
<hr/>															
5-16-0		0-0-0		0-0-0		NON-CONFERENCE		0-3-0		0-2-0		5-11-0			
0-0-0		0-0-0		0-0-0		HOME		0-0-0		0-0-0		0-0-0			
1-3-0		0-0-0		0-0-		AWAY		0-1-0		0-1-0		1-1-0			
4-13-0		0-0-0		0-0-0		NEUTRAL		0-2-0		0-1-0		4-10-0			
<hr/>															
0-0-0		0-0-0		0-0-0		CONFERENCE		0-0-0		0-0-0		0-0-0			
0-0-0		0-0-0		0-0-0		HOME		0-0-0		0-0-0		0-0-0			
0-0-0		0-0-0		0-0-0		AWAY		0-0-0		0-0-0		0-0-0			
0-0-0		0-0-0		0-0-0		NEUTRAL		0-0-0		0-0-0		0-0-0			
<hr/>															
RPI	S	Opponent	Score	RPI	S	Opponent	Score	RPI	S	Opponent	Score				
						65 N	FGCU	4		7	113 N	Rutgers	1		9
						82 A	Liberty	0		4	120 A	Boston College	0		8
						91 N	Ball St.	2		3	160 N	South Dakota	0		4
											168 N	Florida A&M	5		6
											186 N	Colgate	6		7
											186 N	Colgate	2		10
											204 N	Eastern Ill.	0		4
											204 N	Eastern Ill.	1		0
											205 N	Central Ark.	5		6
											207 N	Sacred Heart	8		2
											207 N	Sacred Heart	0		8
											214 N	Columbia	6		8
											242 N	Akron	11		2
											264 N	Cleveland St.	1		6
											266 A	Central Conn. St.	0		3
											266 A	Central Conn. St.	5		4
											279 N	Holy Cross	5		2
											286 N	La Salle	1		11
<hr/>															
LAST 10 GAMES															
						120 A	Boston College	0		8	214 N	Columbia	6		8
						207 N	Sacred Heart	0		8	65 N	FGCU	4		7
						266 A	Central Conn. St.	5		4	286 N	La Salle	1		11
						204 N	Eastern Ill.	1		0	186 N	Colgate	2		10
						266 A	Central Conn. St.	0		3	168 N	Florida A&M	5		6

Non-Div. I Games:

Quinnipiac

Average RPI Win: 214		WON-LOST	WINNING	LAST 10	STRENGTH OF		OPP. STRENGTH	TEAM	ADJ		CONF.	ADJ CONF.	
Average RPI Loss: 162		RECORD	PCT. RANK	GAMES	SCHEDULE		OF SCHEDULE	RPI	RPI		RPI	RPI	
DIV. I ONLY		2-18-0	.1	288	2-8-0		147	270	272	.37764	272	30	30
DIV. I NON-CONF.		2-18-0	.1	285	2-8-0		143	275	278	.37764	278	30	30
TOTALS		RPI 1-25	RPI 26-50		W-L RECORDS		RPI 51-100		RPI 101-150		RPI 150+		
2-18-0	0-0-0	0-0-0		OVERALL		0-2-0		0-8-0		2-8-0			
0-0-0	0-0-0	0-0-0		HOME		0-0-0		0-0-0		0-0-0			
1-9-0	0-0-0	0-0-0		AWAY		0-0-0		0-5-0		1-4-0			
1-9-0	0-0-0	0-0-0		NEUTRAL		0-2-0		0-3-0		1-4-0			
2-18-0	0-0-0	0-0-0		NON-CONFERENCE		0-2-0		0-8-0		2-8-0			
0-0-0	0-0-0	0-0-0		HOME		0-0-0		0-0-0		0-0-0			
1-9-0	0-0-0	0-0-		AWAY		0-0-0		0-5-0		1-4-0			
1-9-0	0-0-0	0-0-0		NEUTRAL		0-2-0		0-3-0		1-4-0			
0-0-0	0-0-0	0-0-0		CONFERENCE		0-0-0		0-0-0		0-0-0			
0-0-0	0-0-0	0-0-0		HOME		0-0-0		0-0-0		0-0-0			
0-0-0	0-0-0	0-0-0		AWAY		0-0-0		0-0-0		0-0-0			
0-0-0	0-0-0	0-0-0		NEUTRAL		0-0-0		0-0-0		0-0-0			
RPI	S	Opponent	Score	RPI	S	Opponent	Score	RPI	S	Opponent	Score		

Non-Div. I Games:

Canisius

Average RPI Win:		294	WON-LOST RECORD		WINNING PCT. RANK		LAST 10 GAMES		STRENGTH OF SCHEDULE		OPP. STRENGTH OF SCHEDULE		TEAM RPI		ADJ RPI		CONF. RPI		ADJ CONF. RPI	
DIV. I ONLY			2-22-0		.08333 291		1-9-0		179		259		277		.37333 273		31		31	
DIV. I NON-CONF.			0-16-0		0 293		0-3-0		8		150		228		.43913 227		31		31	
TOTALS		RPI 1-25		RPI 26-50		W-L RECORDS		RPI 51-100		RPI 101-150		RPI 150+								
2-22-0		0-1-0		0-4-0		OVERALL		0-5-0		0-4-0		2-8-0								
0-3-0		0-0-0		0-0-0		HOME		0-0-0		0-0-0		0-3-0								
2-10-0		0-1-0		0-3-0		AWAY		0-1-0		0-2-0		2-3-0								
0-9-0		0-0-0		0-1-0		NEUTRAL		0-4-0		0-2-0		0-2-0								
0-16-0		0-1-0		0-4-0		NON-CONFERENCE		0-5-0		0-4-0		0-2-0								
0-0-0		0-0-0		0-0-0		HOME		0-0-0		0-0-0		0-0-0								
0-7-0		0-1-0		0-0-		AWAY		0-1-0		0-2-0		0-0-0								
0-9-0		0-0-0		0-1-0		NEUTRAL		0-4-0		0-2-0		0-2-0								
2-6-0		0-0-0		0-0-0		CONFERENCE		0-0-0		0-0-0		2-6-0								
0-3-0		0-0-0		0-0-0		HOME		0-0-0		0-0-0		0-3-0								
2-3-0		0-0-0		0-0-0		AWAY		0-0-0		0-0-0		2-3-0								
0-0-0		0-0-0		0-0-0		NEUTRAL		0-0-0		0-0-0		0-0-0								
RPI	S	Opponent		Score		RPI	S	Opponent		Score		RPI	S	Opponent		Score				
11	A	Alabama		0 7		28	A	Mississippi St.		0 15		54	N	Southern Ill.		3 15				
						28	A	Mississippi St.		0 3		61	N	Southeast Mo. St.		0 7				
						48	A	Louisiana Tech		0 15		64	N	Wichita St.		5 11				
						48	N	Louisiana Tech		3 6		72	A	Memphis		1 9				
												100	N	San Jose St.		0 4				
						LAST 10 GAMES														
						291	A	Ark.-Pine Bluff		7 3		231	H	Texas Southern		1 5				
						231	H	Texas Southern		3 6		231	H	Texas Southern		5 6				
						294	A	Southern U.		1 5		48	N	Louisiana Tech		3 6				
						294	A	Southern U.		3 4		28	A	Mississippi St.		0 3				
						294	A	Southern U.		1 2		28	A	Mississippi St.		0 15				

Non-Div. I Games:

Mississippi Val.

Average RPI Win: 169		WON-LOST RECORD		WINNING PCT. RANK		LAST 10 GAMES		STRENGTH OF SCHEDULE		OPP. STRENGTH OF SCHEDULE		TEAM RPI		ADJ RPI		CONF. RPI		ADJ CONF. RPI	
DIV. I ONLY		2-14-0		.125 285		2-8-0		174		265		274		.37158 274		30		30	
DIV. I NON-CONF.		2-14-0		.125 274		2-8-0		180		272		279		.37158 280		30		30	
TOTALS		RPI 1-25		RPI 26-50		W-L RECORDS		RPI 51-100		RPI 101-150		RPI 150+							
2-14-0		0-0-0		0-0-0		OVERALL		0-5-0		0-1-0		2-8-0							
0-0-0		0-0-0		0-0-0		HOME		0-0-0		0-0-0		0-0-0							
0-7-0		0-0-0		0-0-0		AWAY		0-4-0		0-0-0		0-3-0							
2-7-0		0-0-0		0-0-0		NEUTRAL		0-1-0		0-1-0		2-5-0							
2-14-0		0-0-0		0-0-0		NON-CONFERENCE		0-5-0		0-1-0		2-8-0							
0-0-0		0-0-0		0-0-0		HOME		0-0-0		0-0-0		0-0-0							
0-7-0		0-0-0		0-0-		AWAY		0-4-0		0-0-0		0-3-0							
2-7-0		0-0-0		0-0-0		NEUTRAL		0-1-0		0-1-0		2-5-0							
0-0-0		0-0-0		0-0-0		CONFERENCE		0-0-0		0-0-0		0-0-0							
0-0-0		0-0-0		0-0-0		HOME		0-0-0		0-0-0		0-0-0							
0-0-0		0-0-0		0-0-0		AWAY		0-0-0		0-0-0		0-0-0							
0-0-0		0-0-0		0-0-0		NEUTRAL		0-0-0		0-0-0		0-0-0							
RPI	S	Opponent		Score		RPI	S	Opponent		Score		RPI	S	Opponent		Score			
								70	N	Longwood	1	10	129	N	Hofstra	1	13		
								98	A	UNC Greensboro	2	3	163	N	UMass Lowell	4	12		
								100	A	San Jose St.	1	8	163	N	UMass Lowell	7	1		
								100	A	San Jose St.	1	2	169	A	Pacific	0	1		
								100	A	San Jose St.	2	4	174	N	Boston U.	1	0		
													228	N	Maine	1	3		
													237	A	Hampton	3	7		
													260	A	Norfolk St.	2	6		
													270	N	Northern Ky.	2	3		
													270	N	Northern Ky.	1	5		
													283	N	Morgan St.	1	2		
LAST 10 GAMES																			
								270	N	Northern Ky.	2	3	163	N	UMass Lowell	7	1		
								228	N	Maine	1	3	100	A	San Jose St.	1	8		
								174	N	Boston U.	1	0	163	N	UMass Lowell	4	12		
								169	A	Pacific	0	1	100	A	San Jose St.	2	4		
								100	A	San Jose St.	1	2	283	N	Morgan St.	1	2		

Non-Div. I Games:

Iona

Average RPI Win: 284		WON-LOST	WINNING	LAST 10	STRENGTH OF	OPP. STRENGTH	TEAM	ADJ	CONF.	ADJ CONF.						
Average RPI Loss: 175		RECORD	PCT. RANK	GAMES	SCHEDULE	OF SCHEDULE	RPI	RPI	RPI	RPI						
DIV. I ONLY		6-16-0	.27273	253	4-6-0	261	289	276	.37129	275	32	32				
DIV. I NON-CONF.		3-14-0	.17647	264	1-4-0	184	276	270	.3858	271	32	32				
<hr/>																
TOTALS		RPI 1-25		RPI 26-50		W-L RECORDS		RPI 51-100		RPI 101-150		RPI 150+				
6-16-0		0-0-0		0-1-0		OVERALL		0-2-0		0-3-0		6-10-0				
2-3-0		0-0-0		0-0-0		HOME		0-1-0		0-0-0		2-2-0				
3-8-0		0-0-0		0-0-0		AWAY		0-1-0		0-2-0		3-5-0				
1-5-0		0-0-0		0-1-0		NEUTRAL		0-0-0		0-1-0		1-3-0				
3-14-0		0-0-0		0-1-0		NON-CONFERENCE		0-2-0		0-3-0		3-8-0				
2-3-0		0-0-0		0-0-0		HOME		0-1-0		0-0-0		2-2-0				
0-6-0		0-0-0		0-0-		AWAY		0-1-0		0-2-0		0-3-0				
1-5-0		0-0-0		0-1-0		NEUTRAL		0-0-0		0-1-0		1-3-0				
3-2-0		0-0-0		0-0-0		CONFERENCE		0-0-0		0-0-0		3-2-0				
0-0-0		0-0-0		0-0-0		HOME		0-0-0		0-0-0		0-0-0				
3-2-0		0-0-0		0-0-0		AWAY		0-0-0		0-0-0		3-2-0				
0-0-0		0-0-0		0-0-0		NEUTRAL		0-0-0		0-0-0		0-0-0				
RPI	S	Opponent		Score	RPI	S	Opponent		Score	RPI	S	Opponent		Score		
					34	N	Indiana		1 7	89	A	Elon		0 7		
										98	H	UNC Greensboro		6 8		
													106	A	Appalachian St.	0 15
													106	A	Appalachian St.	0 12
													119	N	Loyola Chicago	0 8
													156	A	UNCW	0 1
													156	A	UNCW	1 9
													188	N	Lehigh	0 10
													192	A	Mercer	0 5
													242	N	Akron	0 8
													244	N	UMBC	1 9
													244	N	UMBC	6 1
													260	A	Norfolk St.	0 1
													260	A	Norfolk St.	4 15
													267	H	Alabama A&M	5 7
													277	H	Brown	2 5
													278	H	Rider	7 3
													293	H	Saint Peter's	8 3
													297	A	South Carolina St.	4 0
													297	A	South Carolina St.	6 0
													297	A	South Carolina St.	7 0
LAST 10 GAMES					LAST 10 GAMES					LAST 10 GAMES						
					244	N	UMBC		6 1	297	A	South Carolina St.		6 0		
					244	N	UMBC		1 9	89	A	Elon		0 7		
					260	A	Norfolk St.		0 1	260	A	Norfolk St.		4 15		
					297	A	South Carolina St.		4 0	98	H	UNC Greensboro		6 8		
					297	A	South Carolina St.		7 0	278	H	Rider		7 3		

Non-Div. I Games:

N.C. A&T

Average RPI Win: 278		WON-LOST	WINNING	LAST 10	STRENGTH OF		OPP. STRENGTH	TEAM	ADJ		CONF.	ADJ CONF.	
Average RPI Loss: 206		RECORD	PCT. RANK	GAMES	SCHEDULE		OF SCHEDULE	RPI	RPI		RPI	RPI	
DIV. I ONLY		9-18-0	.33333	228	3-7-0		270	295	273	.3711	276	32	32
DIV. I NON-CONF.		4-13-0	.23529	252	0-4-0		218	295	275	.3744	279	32	32
TOTALS		RPI 1-25	RPI 26-50		W-L RECORDS		RPI 51-100		RPI 101-150		RPI 150+		
9-18-0		0-0-0	0-0-0		OVERALL		0-0-0		0-2-0		9-16-0		
4-7-0		0-0-0	0-0-0		HOME		0-0-0		0-0-0		4-7-0		
2-6-0		0-0-0	0-0-0		AWAY		0-0-0		0-2-0		2-4-0		
3-5-0		0-0-0	0-0-0		NEUTRAL		0-0-0		0-0-0		3-5-0		
4-13-0		0-0-0	0-0-0		NON-CONFERENCE		0-0-0		0-2-0		4-11-0		
0-6-0		0-0-0	0-0-0		HOME		0-0-0		0-0-0		0-6-0		
2-3-0		0-0-0	0-0-		AWAY		0-0-0		0-2-0		2-1-0		
2-4-0		0-0-0	0-0-0		NEUTRAL		0-0-0		0-0-0		2-4-0		
5-5-0		0-0-0	0-0-0		CONFERENCE		0-0-0		0-0-0		5-5-0		
4-1-0		0-0-0	0-0-0		HOME		0-0-0		0-0-0		4-1-0		
0-3-0		0-0-0	0-0-0		AWAY		0-0-0		0-0-0		0-3-0		
1-1-0		0-0-0	0-0-0		NEUTRAL		0-0-0		0-0-0		1-1-0		
RPI	S	Opponent	Score	RPI	S	Opponent	Score	RPI	S	Opponent	Score		
								103	A	USC Upstate	0	14	
								116	A	Duke	0	8	
								158	H	Gardner-Webb	0	8	
								158	H	Gardner-Webb	4	15	
								168	A	Florida A&M	2	3	
								168	A	Florida A&M	2	4	
								168	A	Florida A&M	1	6	
								173	N	Prairie View	2	13	
								225	H	Western Caro.	2	3	
								225	H	Western Caro.	3	6	
								237	A	Hampton	6	5	
								237	A	Hampton	0	8	
								237	N	Hampton	3	4	
								249	N	Alabama St.	2	4	
								251	N	Robert Morris	6	5	
								252	H	Youngstown St.	0	3	
								252	H	Youngstown St.	4	6	
								260	H	Norfolk St.	8	7	
								260	H	Norfolk St.	3	10	
								270	N	Northern Ky.	0	9	
								285	N	Delaware St.	7	2	
								288	N	Howard	3	4	
								293	N	Saint Peter's	9	0	
								294	A	Southern U.	7	3	
								295	H	UMES	8	0	
								295	H	UMES	6	1	
								295	H	UMES	10	1	
LAST 10 GAMES													
								260	H	Norfolk St.	3	10	
								225	H	Western Caro.	2	3	
								168	A	Florida A&M	1	6	
								168	A	Florida A&M	2	3	
								158	H	Gardner-Webb	0	8	

Non-Div. I Games:

N.C. Central

Average RPI Win: 280		WON-LOST	WINNING	LAST 10	STRENGTH OF		OPP. STRENGTH	TEAM	ADJ		CONF.	ADJ CONF.			
Average RPI Loss: 195		RECORD	PCT. RANK	GAMES	SCHEDULE		OF SCHEDULE	RPI	RPI	RPI	RPI				
DIV. I ONLY		6-9-0	.4	193	4-6-0		292	268	281	.3681	277	29	29		
DIV. I NON-CONF.		5-8-0	.38462	198	3-5-0		292	267	276	.3847	272	29	28		
TOTALS		RPI 1-25		RPI 26-50		W-L RECORDS		RPI 51-100		RPI 101-150		RPI 150+			
6-9-0		0-0-0		0-0-0		OVERALL		0-0-0		0-4-0		6-5-0			
0-0-0		0-0-0		0-0-0		HOME		0-0-0		0-0-0		0-0-0			
2-3-0		0-0-0		0-0-0		AWAY		0-0-0		0-0-0		2-3-0			
4-6-0		0-0-0		0-0-0		NEUTRAL		0-0-0		0-4-0		4-2-0			
5-8-0		0-0-0		0-0-0		NON-CONFERENCE		0-0-0		0-4-0		5-4-0			
0-0-0		0-0-0		0-0-0		HOME		0-0-0		0-0-0		0-0-0			
1-2-0		0-0-0		0-0-		AWAY		0-0-0		0-0-0		1-2-0			
4-6-0		0-0-0		0-0-0		NEUTRAL		0-0-0		0-4-0		4-2-0			
1-1-0		0-0-0		0-0-0		CONFERENCE		0-0-0		0-0-0		1-1-0			
0-0-0		0-0-0		0-0-0		HOME		0-0-0		0-0-0		0-0-0			
1-1-0		0-0-0		0-0-0		AWAY		0-0-0		0-0-0		1-1-0			
0-0-0		0-0-0		0-0-0		NEUTRAL		0-0-0		0-0-0		0-0-0			
RPI	S	Opponent		Score	RPI	S	Opponent		Score	RPI	S	Opponent		Score	
										128	N	Saint Joseph's		5	7
										134	N	Monmouth		2	6
										145	N	LIU Brooklyn		1	2
										147	N	Bucknell		0	9
										186	N	Colgate		1	2
										213	A	Rhode Island		0	3
										224	A	Georgetown		7	10
										267	N	Alabama A&M		7	2
										275	A	N.C. A&T		5	2
										278	N	Rider		2	0
										280	N	Lafayette		11	3
										286	N	La Salle		6	9
										288	N	Howard		9	0
										289	A	Cornell		10	8
										289	A	Cornell		3	4
LAST 10 GAMES															
		224	A	Georgetown	7	10		134	N	Monmouth	2	6			
		289	A	Cornell	3	4		280	N	Lafayette	11	3			
		289	A	Cornell	10	8		286	N	La Salle	6	9			
		213	A	Rhode Island	0	3		186	N	Colgate	1	2			
		145	N	LIU Brooklyn	1	2		267	N	Alabama A&M	7	2			

Non-Div. I Games:

Brown

Average RPI Win: 79		WON-LOST RECORD		WINNING PCT. RANK		LAST 10 GAMES		STRENGTH OF SCHEDULE		OPP. STRENGTH OF SCHEDULE		TEAM RPI		ADJ RPI		CONF. RPI		ADJ CONF. RPI	
DIV. I ONLY		1-20-0		.04762 295		1-9-0		111		275		275		.36682 278		30		30	
DIV. I NON-CONF.		1-20-0		.04762 292		1-9-0		101		278		280		.36682 281		30		30	
TOTALS		RPI 1-25		RPI 26-50		W-L RECORDS		RPI 51-100		RPI 101-150		RPI 150+							
1-20-0		0-1-0		0-0-0		OVERALL		1-6-0		0-2-0		0-11-0							
0-0-0		0-0-0		0-0-0		HOME		0-0-0		0-0-0		0-0-0							
1-12-0		0-0-0		0-0-0		AWAY		1-6-0		0-1-0		0-5-0							
0-8-0		0-1-0		0-0-0		NEUTRAL		0-0-0		0-1-0		0-6-0							
1-20-0		0-1-0		0-0-0		NON-CONFERENCE		1-6-0		0-2-0		0-11-0							
0-0-0		0-0-0		0-0-0		HOME		0-0-0		0-0-0		0-0-0							
1-12-0		0-0-0		0-0-		AWAY		1-6-0		0-1-0		0-5-0							
0-8-0		0-1-0		0-0-0		NEUTRAL		0-0-0		0-1-0		0-6-0							
0-0-0		0-0-0		0-0-0		CONFERENCE		0-0-0		0-0-0		0-0-0							
0-0-0		0-0-0		0-0-0		HOME		0-0-0		0-0-0		0-0-0							
0-0-0		0-0-0		0-0-0		AWAY		0-0-0		0-0-0		0-0-0							
0-0-0		0-0-0		0-0-0		NEUTRAL		0-0-0		0-0-0		0-0-0							
RPI	S	Opponent		Score		RPI	S	Opponent		Score		RPI	S	Opponent		Score			
9	N	Tennessee		0 18															

Average RPI Win:	222	WON-LOST	WINNING	LAST 10	STRENGTH OF	OPP. STRENGTH	TEAM	ADJ	CONF.	ADJ CONF.										
Average RPI Loss:	174	RECORD	PCT. RANK	GAMES	SCHEDULE	OF SCHEDULE	RPI	RPI	RPI	RPI										
DIV. I ONLY	3-17-0	.15	278	1-9-0	244	232	279	.36592	279	26	26									
DIV. I NON-CONF.	2-15-0	.11765	277	0-7-0	233	218	283	.36437	283	25	25									
<hr/>																				
TOTALS	RPI 1-25	RPI 26-50		W-L RECORDS		RPI 51-100		RPI 101-150		RPI 150+										
3-17-0	0-0-0	0-0-0		OVERALL		0-2-0		0-6-0		3-9-0										
0-0-0	0-0-0	0-0-0		HOME		0-0-0		0-0-0		0-0-0										
2-6-0	0-0-0	0-0-0		AWAY		0-1-0		0-2-0		2-3-0										
1-11-0	0-0-0	0-0-0		NEUTRAL		0-1-0		0-4-0		1-6-0										
<hr/>																				
2-15-0	0-0-0	0-0-0		NON-CONFERENCE		0-2-0		0-6-0		2-7-0										
0-0-0	0-0-0	0-0-0		HOME		0-0-0		0-0-0		0-0-0										
1-4-0	0-0-0	0-0-		AWAY		0-1-0		0-2-0		1-1-0										
1-11-0	0-0-0	0-0-0		NEUTRAL		0-1-0		0-4-0		1-6-0										
<hr/>																				
1-2-0	0-0-0	0-0-0		CONFERENCE		0-0-0		0-0-0		1-2-0										
0-0-0	0-0-0	0-0-0		HOME		0-0-0		0-0-0		0-0-0										
1-2-0	0-0-0	0-0-0		AWAY		0-0-0		0-0-0		1-2-0										
0-0-0	0-0-0	0-0-0		NEUTRAL		0-0-0		0-0-0		0-0-0										
<hr/>																				
RPI	S	Opponent	Score	RPI	S	Opponent	Score	RPI	S	Opponent	Score									
						71	A	North Florida	1	3	121	A	St. John's (NY)	0	8					
						93	N	Chattanooga	0	1	121	A	St. John's (NY)	1	7					
																129	N	Hofstra	0	5
																134	N	Monmouth	0	5
																149	N	Central Mich.	0	5
																150	N	Villanova	7	10
																161	N	Penn St.	3	11
																162	N	Western Mich.	2	4
																185	A	Jacksonville	6	7
																185	A	Jacksonville	2	1
																229	N	Butler	3	6
																239	A	Army West Point	1	2
																239	A	Army West Point	0	1
																239	A	Army West Point	2	0
																242	N	Akron	0	6
																243	N	Drexel	6	0
																257	N	Wagner	6	9
																271	N	Quinnipiac	2	5
						<hr/>														
						LAST 10 GAMES														
239	A	Army West Point	0	1	121	A	St. John's (NY)	0	8											
239	A	Army West Point	1	2	257	N	Wagner	6	9											
185	A	Jacksonville	6	7	121	A	St. John's (NY)	1	7											
239	A	Army West Point	2	0	149	N	Central Mich.	0	5											
129	N	Hofstra	0	5	93	N	Chattanooga	0	1											

Non-Div. I Games:

Holy Cross

Average RPI Win: 253		WON-LOST	WINNING	LAST 10	STRENGTH OF		OPP. STRENGTH	TEAM	ADJ	CONF.	ADJ CONF.
Average RPI Loss: 171		RECORD	PCT. RANK	GAMES	SCHEDULE		OF SCHEDULE	RPI	RPI	RPI	RPI
DIV. I ONLY		2-19-0	.09524	289	1-9-0		183	272	280	.36421	280
DIV. I NON-CONF.		2-16-0	.11111	280	1-6-0		131	285	274	.38079	274
TOTALS		RPI 1-25	RPI 26-50		W-L RECORDS		RPI 51-100		RPI 101-150		RPI 150+
2-19-0	0-0-0	0-0-0		OVERALL		0-4-0		0-5-0		2-10-0	
0-3-0	0-0-0	0-0-0		HOME		0-0-0		0-0-0		0-3-0	
1-7-0	0-0-0	0-0-0		AWAY		0-2-0		0-2-0		1-3-0	
1-9-0	0-0-0	0-0-0		NEUTRAL		0-2-0		0-3-0		1-4-0	
2-16-0	0-0-0	0-0-0		NON-CONFERENCE		0-4-0		0-5-0		2-7-0	
0-0-0	0-0-0	0-0-0		HOME		0-0-0		0-0-0		0-0-0	
1-7-0	0-0-0	0-0-		AWAY		0-2-0		0-2-0		1-3-0	
1-9-0	0-0-0	0-0-0		NEUTRAL		0-2-0		0-3-0		1-4-0	
0-3-0	0-0-0	0-0-0		CONFERENCE		0-0-0		0-0-0		0-3-0	
0-3-0	0-0-0	0-0-0		HOME		0-0-0		0-0-0		0-3-0	
0-0-0	0-0-0	0-0-0		AWAY		0-0-0		0-0-0		0-0-0	
0-0-0	0-0-0	0-0-0		NEUTRAL		0-0-0		0-0-0		0-0-0	
RPI S	Opponent	Score	RPI S	Opponent	Score	RPI S	Opponent	Score	RPI S	Opponent	Score
						73 N	Purdue	2 11	134 N	Monmouth	3 4
						89 A	Elon	8 9	134 N	Monmouth	2 7
						89 A	Elon	1 7	143 N	Providence	1 7
						94 N	Marshall	1 6	148 A	George Washington	0 2
									148 A	George Washington	4 7
									188 H	Lehigh	1 4
									188 H	Lehigh	3 4
									188 H	Lehigh	0 6
									214 N	Columbia	2 10
									214 N	Columbia	1 4
									219 A	Penn	5 3
									219 A	Penn	1 2
									223 A	George Mason	0 3
									223 A	George Mason	0 1
									258 N	Oakland	3 10
									277 N	Brown	3 11
									286 N	La Salle	7 3
LAST 10 GAMES											
						89 A	Elon	8 9	219 A	Penn	5 3
						89 A	Elon	1 7	188 H	Lehigh	3 4
						148 A	George Washington	4 7	188 H	Lehigh	0 6
						148 A	George Washington	0 2	214 N	Columbia	1 4
						188 H	Lehigh	1 4	143 N	Providence	1 7

Non-Div. I Games:

Lafayette

Average RPI Win: 216		WON-LOST	WINNING	LAST 10	STRENGTH OF		OPP. STRENGTH	TEAM	ADJ		CONF.	ADJ CONF.		
Average RPI Loss: 148		RECORD	PCT. RANK	GAMES	SCHEDULE		OF SCHEDULE	RPI	RPI		RPI	RPI		
DIV. I ONLY		2-22-0	.08333	291	1-9-0		246	158	284		.35992	281		
DIV. I NON-CONF.		2-15-0	.11765	277	1-3-0		226	121	281		.37899	276		
TOTALS		RPI 1-25	RPI 26-50		W-L RECORDS		RPI 51-100		RPI 101-150		RPI 150+			
2-22-0		0-1-0	0-1-0		OVERALL		0-3-0		0-4-0		2-13-0			
1-5-0		0-0-0	0-0-0		HOME		0-0-0		0-0-0		1-5-0			
0-8-0		0-1-0	0-1-0		AWAY		0-1-0		0-3-0		0-2-0			
1-9-0		0-0-0	0-0-0		NEUTRAL		0-2-0		0-1-0		1-6-0			
2-15-0		0-1-0	0-1-0		NON-CONFERENCE		0-3-0		0-1-0		2-9-0			
1-2-0		0-0-0	0-0-0		HOME		0-0-0		0-0-0		1-2-0			
0-5-0		0-1-0	0-0-		AWAY		0-1-0		0-0-0		0-2-0			
1-8-0		0-0-0	0-0-0		NEUTRAL		0-2-0		0-1-0		1-5-0			
0-7-0		0-0-0	0-0-0		CONFERENCE		0-0-0		0-3-0		0-4-0			
0-3-0		0-0-0	0-0-0		HOME		0-0-0		0-0-0		0-3-0			
0-3-0		0-0-0	0-0-0		AWAY		0-0-0		0-3-0		0-0-0			
0-1-0		0-0-0	0-0-0		NEUTRAL		0-0-0		0-0-0		0-1-0			
RPI	S	Opponent	Score		RPI	S	Opponent	Score		RPI	S	Opponent	Score	
24	A	Louisiana	0	11	37	A	Houston	0	16	53	N	Troy	0	9
										68	N	California	0	7
										76	A	Texas St.	0	2

Non-Div. I Games:

Incarnate Word

Average RPI Win: 292		WON-LOST	WINNING	LAST 10	STRENGTH OF		OPP. STRENGTH	TEAM	ADJ	CONF.	ADJ CONF.
Average RPI Loss: 165		RECORD	PCT. RANK	GAMES	SCHEDULE		OF SCHEDULE	RPI	RPI	RPI	RPI
DIV. I ONLY		2-21-0	.08696	290	2-8-0		170	271	278	.35974	282
DIV. I NON-CONF.		2-17-0	.10526	282	2-4-0		205	280	284	.35406	284
TOTALS		RPI 1-25	RPI 26-50		W-L RECORDS		RPI 51-100		RPI 101-150		RPI 150+
2-21-0	0-0-0	0-0-0		OVERALL		0-7-0		0-0-0		2-14-0	
2-8-0	0-0-0	0-0-0		HOME		0-2-0		0-0-0		2-6-0	
0-6-0	0-0-0	0-0-0		AWAY		0-2-0		0-0-0		0-4-0	
0-7-0	0-0-0	0-0-0		NEUTRAL		0-3-0		0-0-0		0-4-0	
2-17-0	0-0-0	0-0-0		NON-CONFERENCE		0-5-0		0-0-0		2-12-0	
2-4-0	0-0-0	0-0-0		HOME		0-0-0		0-0-0		2-4-0	
0-6-0	0-0-0	0-0-0		AWAY		0-2-0		0-0-0		0-4-0	
0-7-0	0-0-0	0-0-0		NEUTRAL		0-3-0		0-0-0		0-4-0	
0-4-0	0-0-0	0-0-0		CONFERENCE		0-2-0		0-0-0		0-2-0	
0-4-0	0-0-0	0-0-0		HOME		0-2-0		0-0-0		0-2-0	
0-0-0	0-0-0	0-0-0		AWAY		0-0-0		0-0-0		0-0-0	
0-0-0	0-0-0	0-0-0		NEUTRAL		0-0-0		0-0-0		0-0-0	
RPI S	Opponent	Score	RPI S	Opponent	Score	RPI S	Opponent	Score	RPI S	Opponent	Score
						51 A	Louisville	0 8	153 A	Ga. Southern	4 6
						51 A	Louisville	1 21	153 A	Ga. Southern	2 19
						78 N	Ohio	1 6	154 A	Kennesaw St.	5 6
						87 H	Jacksonville St.	0 8	159 N	UMKC	2 9
						87 H	Jacksonville St.	3 18	178 H	Tennessee Tech	3 15
						93 N	Chattanooga	2 10	178 H	Tennessee Tech	2 13
						93 N	Chattanooga	2 6	221 N	IUPUI	2 11
									227 H	Bowling Green	2 9
									227 H	Bowling Green	4 10
									247 H	Wright St.	2 7
									247 H	Wright St.	5 8
									248 N	Mt. St. Mary's	3 15
									260 A	Norfolk St.	3 8
									266 N	Central Conn. St.	4 5
									292 H	St. Bonaventure	6 5
									292 H	St. Bonaventure	10 7
LAST 10 GAMES											
			266 N	Central Conn. St.	4 5	178 H	Tennessee Tech	2 13			
			51 A	Louisville	1 21	87 H	Jacksonville St.	3 18			
			178 H	Tennessee Tech	3 15	247 H	Wright St.	2 7			
			247 H	Wright St.	5 8	227 H	Bowling Green	2 9			
			87 H	Jacksonville St.	0 8	292 H	St. Bonaventure	10 7			

Non-Div. I Games:

Morehead St.

Average RPI Win: 264		WON-LOST	WINNING	LAST 10	STRENGTH OF		OPP. STRENGTH	TEAM	ADJ		CONF.	ADJ CONF.
Average RPI Loss: 174		RECORD	PCT. RANK	GAMES	SCHEDULE		OF SCHEDULE	RPI	RPI		RPI	RPI
DIV. I ONLY		7-17-0	.29167	244	4-6-0		287	262	282		.35566	283
DIV. I NON-CONF.		2-15-0	.11765	277	1-4-0		271	120	285		.35312	285
TOTALS		RPI 1-25	RPI 26-50		W-L RECORDS		RPI 51-100		RPI 101-150		RPI 150+	
7-17-0		0-2-0	0-0-0		OVERALL		0-1-0		1-4-0		6-10-0	
3-2-0		0-0-0	0-0-0		HOME		0-0-0		0-0-0		3-2-0	
0-4-0		0-1-0	0-0-0		AWAY		0-0-0		0-1-0		0-2-0	
4-11-0		0-1-0	0-0-0		NEUTRAL		0-1-0		1-3-0		3-6-0	
2-15-0		0-2-0	0-0-0		NON-CONFERENCE		0-1-0		1-4-0		1-8-0	
0-0-0		0-0-0	0-0-0		HOME		0-0-0		0-0-0		0-0-0	
0-4-0		0-1-0	0-0-		AWAY		0-0-0		0-1-0		0-2-0	
2-11-0		0-1-0	0-0-0		NEUTRAL		0-1-0		1-3-0		1-6-0	
5-2-0		0-0-0	0-0-0		CONFERENCE		0-0-0		0-0-0		5-2-0	
3-2-0		0-0-0	0-0-0		HOME		0-0-0		0-0-0		3-2-0	
0-0-0		0-0-0	0-0-0		AWAY		0-0-0		0-0-0		0-0-0	
2-0-0		0-0-0	0-0-0		NEUTRAL		0-0-0		0-0-0		2-0-0	
RPI S	Opponent	Score	RPI S	Opponent	Score	RPI S	Opponent	Score	RPI S	Opponent	Score	
19 A	James Madison	1 15				85 N	Iowa	0 3	113 N	Rutgers	0 8	
21 N	Notre Dame	1 4							123 N	UAB	1 6	
									123 N	UAB	0 4	
									128 A	Saint Joseph's	4 13	
									129 N	Hofstra	12 6	
									166 N	ETSU	0 13	
									203 N	Binghamton	5 13	
									208 N	Fordham	6 8	
									242 N	Akron	0 5	
									242 N	Akron	11 12	
									248 N	Mt. St. Mary's	4 12	
									256 A	Presbyterian	2 5	
									256 A	Presbyterian	2 9	
									260 H	Norfolk St.	0 7	
									260 H	Norfolk St.	5 6	
									260 H	Norfolk St.	6 5	
									274 N	Iona	2 1	
									297 H	South Carolina St.	12 4	
									297 H	South Carolina St.	12 4	
									297 N	South Carolina St.	11 3	
									297 N	South Carolina St.	8 0	
LAST 10 GAMES												
			260 H	Norfolk St.	0 7				297 H	South Carolina St.	12 4	
			123 N	UAB	0 4				260 H	Norfolk St.	5 6	
			123 N	UAB	1 6				203 N	Binghamton	5 13	
			297 N	South Carolina St.	8 0				19 A	James Madison	1 15	
			260 H	Norfolk St.	6 5				113 N	Rutgers	0 8	

Non-Div. I Games:

Morgan St.

Average RPI Win:	206	WON-LOST RECORD	WINNING PCT. RANK	LAST 10 GAMES	STRENGTH OF SCHEDULE	OPP. STRENGTH OF SCHEDULE	TEAM RPI	ADJ RPI	CONF. RPI	ADJ CONF. RPI		
DIV. I ONLY		3-18-0	.14286	280	2-8-0	255	248	283	.35276	284	24	24
DIV. I NON-CONF.		2-16-0	.11111	280	1-6-0	276	260	291	.3348	291	23	23
<hr/>												
TOTALS	RPI 1-25	RPI 26-50		W-L RECORDS		RPI 51-100		RPI 101-150		RPI 150+		
3-18-0	0-0-0	0-2-0		OVERALL		0-1-0		1-4-0		2-11-0		
0-2-0	0-0-0	0-0-0		HOME		0-0-0		0-0-0		0-2-0		
1-10-0	0-0-0	0-1-0		AWAY		0-0-0		1-4-0		0-5-0		
2-6-0	0-0-0	0-1-0		NEUTRAL		0-1-0		0-0-0		2-4-0		
<hr/>												
2-16-0	0-0-0	0-2-0		NON-CONFERENCE		0-1-0		0-2-0		2-11-0		
0-2-0	0-0-0	0-0-0		HOME		0-0-0		0-0-0		0-2-0		
0-8-0	0-0-0	0-0-		AWAY		0-0-0		0-2-0		0-5-0		
2-6-0	0-0-0	0-1-0		NEUTRAL		0-1-0		0-0-0		2-4-0		
<hr/>												
1-2-0	0-0-0	0-0-0		CONFERENCE		0-0-0		1-2-0		0-0-0		
0-0-0	0-0-0	0-0-0		HOME		0-0-0		0-0-0		0-0-0		
1-2-0	0-0-0	0-0-0		AWAY		0-0-0		1-2-0		0-0-0		
0-0-0	0-0-0	0-0-0		NEUTRAL		0-0-0		0-0-0		0-0-0		
<hr/>												
RPI	S	Opponent	Score	RPI	S	Opponent	Score	RPI	S	Opponent	Score	
				41	A	UNLV	3 11					
				49	N	Baylor	1 5					

Non-Div. I Games:

Southern Utah

Average RPI Win: 266		WON-LOST	WINNING	LAST 10	STRENGTH OF		OPP. STRENGTH	TEAM	ADJ		CONF.	ADJ CONF.
Average RPI Loss: 221		RECORD	PCT. RANK	GAMES	SCHEDULE		OF SCHEDULE	RPI	RPI		RPI	RPI
DIV. I ONLY		5-16-0	.2381	261	3-7-0		273	293	285		32	32
DIV. I NON-CONF.		2-14-0	.125	274	1-6-0		246	292	288		32	32
TOTALS		RPI 1-25	RPI 26-50		W-L RECORDS		RPI 51-100		RPI 101-150		RPI 150+	
5-16-0		0-0-0	0-0-0		OVERALL		0-1-0		0-1-0		5-14-0	
3-2-0		0-0-0	0-0-0		HOME		0-0-0		0-0-0		3-2-0	
0-4-0		0-0-0	0-0-0		AWAY		0-1-0		0-0-0		0-3-0	
2-10-0		0-0-0	0-0-0		NEUTRAL		0-0-0		0-1-0		2-9-0	
2-14-0		0-0-0	0-0-0		NON-CONFERENCE		0-1-0		0-1-0		2-12-0	
1-1-0		0-0-0	0-0-0		HOME		0-0-0		0-0-0		1-1-0	
0-4-0		0-0-0	0-0-		AWAY		0-1-0		0-0-0		0-3-0	
1-9-0		0-0-0	0-0-0		NEUTRAL		0-0-0		0-1-0		1-8-0	
3-2-0		0-0-0	0-0-0		CONFERENCE		0-0-0		0-0-0		3-2-0	
2-1-0		0-0-0	0-0-0		HOME		0-0-0		0-0-0		2-1-0	
0-0-0		0-0-0	0-0-0		AWAY		0-0-0		0-0-0		0-0-0	
1-1-0		0-0-0	0-0-0		NEUTRAL		0-0-0		0-0-0		1-1-0	
RPI S	Opponent	Score	RPI S	Opponent	Score	RPI S	Opponent	Score	RPI S	Opponent	Score	
						82 A	Liberty	0 20	147 N	Bucknell	4 11	
									173 A	Prairie View	4 5	
									173 N	Prairie View	1 4	
									191 N	Valparaiso	1 12	
									198 H	Fairfield	2 9	
									198 H	Fairfield	2 1	
									220 N	Tennessee St.	7 8	
									237 A	Hampton	3 5	
									237 A	Hampton	0 9	
									247 N	Wright St.	2 4	
									249 N	Alabama St.	5 9	
									251 N	Robert Morris	1 7	
									260 N	Norfolk St.	4 3	
									269 N	Jackson St.	1 9	
									276 N	N.C. Central	2 7	
									290 H	Coppin St.	4 3	
									290 H	Coppin St.	2 3	
									290 H	Coppin St.	3 2	
									293 N	Saint Peter's	5 6	
									293 N	Saint Peter's	6 5	
LAST 10 GAMES												
						220 N	Tennessee St.	7 8	147 N	Bucknell	4 11	
						269 N	Jackson St.	1 9	247 N	Wright St.	2 4	
						173 N	Prairie View	1 4	260 N	Norfolk St.	4 3	
						237 A	Hampton	0 9	198 H	Fairfield	2 1	
						237 A	Hampton	3 5	290 H	Coppin St.	3 2	

Non-Div. I Games:

Delaware St.

Average RPI Win:	254	WON-LOST	WINNING	LAST 10	STRENGTH OF	OPP. STRENGTH	TEAM	ADJ	CONF.	ADJ CONF.					
Average RPI Loss:	214	RECORD	PCT. RANK	GAMES	SCHEDULE	OF SCHEDULE	RPI	RPI	RPI	RPI					
DIV. I ONLY	5-15-0	.25	256	3-7-0	285	267	287	.34373	286	25	25				
DIV. I NON-CONF.	5-12-0	.29412	239	3-4-0	284	277	282	.3654	282	26	26				
<hr/>															
TOTALS	RPI 1-25	RPI 26-50		W-L RECORDS		RPI 51-100		RPI 101-150		RPI 150+					
5-15-0	0-0-0	0-0-0		OVERALL		0-1-0		0-0-0		5-14-0					
0-0-0	0-0-0	0-0-0		HOME		0-0-0		0-0-0		0-0-0					
0-7-0	0-0-0	0-0-0		AWAY		0-1-0		0-0-0		0-6-0					
5-8-0	0-0-0	0-0-0		NEUTRAL		0-0-0		0-0-0		5-8-0					
5-12-0	0-0-0	0-0-0		NON-CONFERENCE		0-1-0		0-0-0		5-11-0					
0-0-0	0-0-0	0-0-0		HOME		0-0-0		0-0-0		0-0-0					
0-4-0	0-0-0	0-0-		AWAY		0-1-0		0-0-0		0-3-0					
5-8-0	0-0-0	0-0-0		NEUTRAL		0-0-0		0-0-0		5-8-0					
0-3-0	0-0-0	0-0-0		CONFERENCE		0-0-0		0-0-0		0-3-0					
0-0-0	0-0-0	0-0-0		HOME		0-0-0		0-0-0		0-0-0					
0-3-0	0-0-0	0-0-0		AWAY		0-0-0		0-0-0		0-3-0					
0-0-0	0-0-0	0-0-0		NEUTRAL		0-0-0		0-0-0		0-0-0					
RPI	S	Opponent	Score	RPI	S	Opponent	Score	RPI	S	Opponent	Score				
						89	A	Elon	0	9	152	A	Campbell	0	6
						156	N	UNCW	2	6					
						198	N	Fairfield	1	10					
						214	N	Columbia	1	5					
						219	A	Penn	0	5					
						219	A	Penn	0	3					
						224	N	Georgetown	5	4					
						226	A	Saint Louis	3	11					
						226	A	Saint Louis	2	11					
						226	A	Saint Louis	1	4					
						229	N	Butler	5	6					
						239	N	Army West Point	3	1					
						256	N	Presbyterian	1	3					
						256	N	Presbyterian	1	10					
						258	N	Oakland	6	5					
						264	N	Cleveland St.	4	9					
						271	N	Quinnipiac	11	1					
						277	N	Brown	9	6					
						280	N	Lafayette	3	7					
						LAST 10 GAMES									
198	N	Fairfield	1	10	219	A	Penn	0	3						
219	A	Penn	0	5	229	N	Butler	5	6						
226	A	Saint Louis	3	11	239	N	Army West Point	3	1						
226	A	Saint Louis	2	11	271	N	Quinnipiac	11	1						
226	A	Saint Louis	1	4	214	N	Columbia	1	5						

Non-Div. I Games:

La Salle

H
o
w
a
r
d

Howard

Average RPI Win:	275	WON-LOST RECORD	WINNING PCT. RANK	LAST 10 GAMES	STRENGTH OF SCHEDULE	OPP. STRENGTH OF SCHEDULE	TEAM RPI	ADJ RPI	CONF. RPI	ADJ CONF. RPI	
DIV. I ONLY		2-14-0	.125 285	2-8-0	267	287	289	.32954 289	29	29	
DIV. I NON-CONF.		1-13-0	.07143 290	1-7-0	270	283	293	.32128 292	29	28	
<hr/>											
TOTALS	RPI 1-25	RPI 26-50		W-L RECORDS	RPI 51-100		RPI 101-150		RPI 150+		
2-14-0	0-0-0	0-0-0		OVERALL	0-0-0		0-2-0		2-12-0		
1-1-0	0-0-0	0-0-0		HOME	0-0-0		0-0-0		1-1-0		
0-1-0	0-0-0	0-0-0		AWAY	0-0-0		0-0-0		0-1-0		
1-12-0	0-0-0	0-0-0		NEUTRAL	0-0-0		0-2-0		1-10-0		
1-13-0	0-0-0	0-0-0		NON-CONFERENCE	0-0-0		0-2-0		1-11-0		
0-0-0	0-0-0	0-0-0		HOME	0-0-0		0-0-0		0-0-0		
0-1-0	0-0-0	0-0-		AWAY	0-0-0		0-0-0		0-1-0		
1-12-0	0-0-0	0-0-0		NEUTRAL	0-0-0		0-2-0		1-10-0		
1-1-0	0-0-0	0-0-0		CONFERENCE	0-0-0		0-0-0		1-1-0		
1-1-0	0-0-0	0-0-0		HOME	0-0-0		0-0-0		1-1-0		
0-0-0	0-0-0	0-0-0		AWAY	0-0-0		0-0-0		0-0-0		
0-0-0	0-0-0	0-0-0		NEUTRAL	0-0-0		0-0-0		0-0-0		
RPI S	Opponent	Score	RPI S	Opponent	Score	RPI S	Opponent	Score	RPI S	Opponent	Score
									122 N	East Carolina	0 10
									122 N	East Carolina	1 11
									160 N	South Dakota	0 6
									207 N	Sacred Heart	2 4
									207 N	Sacred Heart	4 7
									222 N	Detroit Mercy	0 5
									223 A	George Mason	1 6
									240 N	Manhattan	2 6
									240 N	Manhattan	9 11
									240 N	Manhattan	1 8
									243 N	Drexel	0 11
									244 N	UMBC	0 10
									265 N	Siena	2 10
									272 N	Canisius	9 5
									277 H	Brown	4 3
									277 H	Brown	8 10
			LAST 10 GAMES								
			277 H	Brown	4 3	207 N	Sacred Heart	2 4			
			277 H	Brown	8 10	223 A	George Mason	1 6			
			122 N	East Carolina	0 10	272 N	Canisius	9 5			
			207 N	Sacred Heart	4 7	240 N	Manhattan	1 8			
			122 N	East Carolina	1 11	244 N	UMBC	0 10			

Non-Div. I Games:

Cornell

Average RPI Win:	291	WON-LOST	WINNING	LAST 10	STRENGTH OF	OPP. STRENGTH	TEAM	ADJ	CONF.	ADJ CONF.	
Average RPI Loss:	213	RECORD	PCT. RANK	GAMES	SCHEDULE	OF SCHEDULE	RPI	RPI	RPI	RPI	
DIV. I ONLY	3-12-0	.2	267	2-8-0	283	290	290	.32727	290	32	32
DIV. I NON-CONF.	1-10-0	.09091	287	0-6-0	219	289	286	.34737	286	32	32
<hr/>											
TOTALS	RPI 1-25	RPI 26-50		W-L RECORDS	RPI 51-100		RPI 101-150		RPI 150+		
3-12-0	0-0-0	0-1-0		OVERALL	0-1-0		0-0-0		3-10-0		
1-0-0	0-0-0	0-0-0		HOME	0-0-0		0-0-0		1-0-0		
1-9-0	0-0-0	0-0-0		AWAY	0-0-0		0-0-0		1-9-0		
1-3-0	0-0-0	0-1-0		NEUTRAL	0-1-0		0-0-0		1-1-0		
<hr/>											
1-10-0	0-0-0	0-1-0		NON-CONFERENCE	0-1-0		0-0-0		1-8-0		
0-0-0	0-0-0	0-0-0		HOME	0-0-0		0-0-0		0-0-0		
0-7-0	0-0-0	0-0-		AWAY	0-0-0		0-0-0		0-7-0		
1-3-0	0-0-0	0-1-0		NEUTRAL	0-1-0		0-0-0		1-1-0		
<hr/>											
2-2-0	0-0-0	0-0-0		CONFERENCE	0-0-0		0-0-0		2-2-0		
1-0-0	0-0-0	0-0-0		HOME	0-0-0		0-0-0		1-0-0		
1-2-0	0-0-0	0-0-0		AWAY	0-0-0		0-0-0		1-2-0		
0-0-0	0-0-0	0-0-0		NEUTRAL	0-0-0		0-0-0		0-0-0		
<hr/>											
RPI S	Opponent	Score	RPI S	Opponent	Score	RPI S	Opponent	Score	RPI S	Opponent	Score
			50 N	Missouri St.	0 13	61 N	Southeast Mo. St.	5 11	205 A	Central Ark.	0 17
									235 A	Delaware	0 1
									235 A	Delaware	2 5
									237 A	Hampton	0 8
									237 A	Hampton	2 11
									238 N	La.-Monroe	2 10
									244 A	UMBC	2 5
									244 A	UMBC	3 11
									285 A	Delaware St.	3 4
									285 A	Delaware St.	3 2
									285 A	Delaware St.	2 3
									291 N	Ark.-Pine Bluff	5 1
									297 H	South Carolina St.	10 2
<hr/>											
LAST 10 GAMES											
			297 H	South Carolina St.	10 2	291 N	Ark.-Pine Bluff	5 1			
			235 A	Delaware	2 5	244 A	UMBC	3 11			
			235 A	Delaware	0 1	285 A	Delaware St.	2 3			
			61 N	Southeast Mo. St.	5 11	237 A	Hampton	2 11			
			205 A	Central Ark.	0 17	285 A	Delaware St.	3 4			

Non-Div. I Games:

Coppin St.

Average RPI Win:	249	WON-LOST RECORD	WINNING PCT. RANK	LAST 10 GAMES	STRENGTH OF SCHEDULE	OPP. STRENGTH OF SCHEDULE	TEAM RPI	ADJ RPI	CONF. RPI	ADJ CONF. RPI	
Average RPI Loss:	205										
DIV. I ONLY	1-20-0	.04762	295	1-9-0	254	283	293	.32006	291	31	31
DIV. I NON-CONF.	0-14-0	0	293	0-3-0	256	265	295	.31793	293	31	31
<hr/>											
TOTALS	RPI 1-25	RPI 26-50		W-L RECORDS	RPI 51-100		RPI 101-150		RPI 150+		
1-20-0	0-0-0	0-1-0		OVERALL	0-1-0		0-0-0		1-18-0		
1-3-0	0-0-0	0-0-0		HOME	0-0-0		0-0-0		1-3-0		
0-9-0	0-0-0	0-0-0		AWAY	0-1-0		0-0-0		0-8-0		
0-8-0	0-0-0	0-1-0		NEUTRAL	0-0-0		0-0-0		0-7-0		
<hr/>											
0-14-0	0-0-0	0-1-0		NON-CONFERENCE	0-1-0		0-0-0		0-12-0		
0-0-0	0-0-0	0-0-0		HOME	0-0-0		0-0-0		0-0-0		
0-6-0	0-0-0	0-0-		AWAY	0-1-0		0-0-0		0-5-0		
0-8-0	0-0-0	0-1-0		NEUTRAL	0-0-0		0-0-0		0-7-0		
<hr/>											
1-6-0	0-0-0	0-0-0		CONFERENCE	0-0-0		0-0-0		1-6-0		
1-3-0	0-0-0	0-0-0		HOME	0-0-0		0-0-0		1-3-0		
0-3-0	0-0-0	0-0-0		AWAY	0-0-0		0-0-0		0-3-0		
0-0-0	0-0-0	0-0-0		NEUTRAL	0-0-0		0-0-0		0-0-0		
<hr/>											
RPI S	Opponent	Score	RPI S	Opponent	Score	RPI S	Opponent	Score	RPI S	Opponent	Score
			50 N	Missouri St.	2 11	56 A	North Texas	1 9	165 A	Northwestern St.	1 10
									165 A	Northwestern St.	0 4
									184 N	Seton Hall	2 7
									187 N	Creighton	0 10
									187 N	Creighton	0 9
									199 N	Houston Baptist	2 9
									199 N	Houston Baptist	0 4
									205 A	Central Ark.	2 3
									205 A	Central Ark.	6 15
									205 A	Central Ark.	0 8
									238 N	La.-Monroe	2 12
									249 H	Alabama St.	0 10
									249 H	Alabama St.	1 9
									249 H	Alabama St.	7 6
									267 A	Alabama A&M	4 6
									267 A	Alabama A&M	2 10
									267 A	Alabama A&M	3 4
									273 H	Mississippi Val.	3 7
									290 N	Coppin St.	1 5
			LAST 10 GAMES								
			273 H	Mississippi Val.	3 7	267 A	Alabama A&M	2 10			
			238 N	La.-Monroe	2 12	249 H	Alabama St.	1 9			
			290 N	Coppin St.	1 5	205 A	Central Ark.	0 8			
			50 N	Missouri St.	2 11	249 H	Alabama St.	0 10			
			205 A	Central Ark.	6 15	249 H	Alabama St.	7 6			

Non-Div. I Games: LSU-Alexandria 0 5 LSU-Alexandria 2 6

Ark.-Pine Bluff

Average RPI Win:	268	WON-LOST RECORD	WINNING PCT. RANK	LAST 10 GAMES	STRENGTH OF SCHEDULE	OPP. STRENGTH OF SCHEDULE	TEAM RPI	ADJ RPI	CONF. RPI	ADJ CONF. RPI			
Average RPI Loss:	195												
DIV. I ONLY	2-14-0	.125	285	2-8-0	279	258	292	.31774	292	25	25		
DIV. I NON-CONF.	2-12-0	.14286	271	2-6-0	290	270	294	.31641	294	26	26		
<hr/>													
TOTALS	RPI 1-25	RPI 26-50		W-L RECORDS	RPI 51-100		RPI 101-150		RPI 150+				
2-14-0	0-0-0	0-0-0		OVERALL	0-2-0		0-2-0		2-10-0				
0-0-0	0-0-0	0-0-0		HOME	0-0-0		0-0-0		0-0-0				
0-5-0	0-0-0	0-0-0		AWAY	0-0-0		0-1-0		0-4-0				
2-9-0	0-0-0	0-0-0		NEUTRAL	0-2-0		0-1-0		2-6-0				
<hr/>													
2-12-0	0-0-0	0-0-0		NON-CONFERENCE	0-2-0		0-2-0		2-8-0				
0-0-0	0-0-0	0-0-0		HOME	0-0-0		0-0-0		0-0-0				
0-5-0	0-0-0	0-0-		AWAY	0-0-0		0-1-0		0-4-0				
2-7-0	0-0-0	0-0-0		NEUTRAL	0-2-0		0-1-0		2-4-0				
<hr/>													
0-2-0	0-0-0	0-0-0		CONFERENCE	0-0-0		0-0-0		0-2-0				
0-0-0	0-0-0	0-0-0		HOME	0-0-0		0-0-0		0-0-0				
0-0-0	0-0-0	0-0-0		AWAY	0-0-0		0-0-0		0-0-0				
0-2-0	0-0-0	0-0-0		NEUTRAL	0-0-0		0-0-0		0-2-0				
<hr/>													
RPI S	Opponent	Score	RPI S	Opponent	Score	RPI S	Opponent	Score	RPI S	Opponent	Score		
						68 N	California	0	12	112 N	Utah	1	14
						68 N	California	0	8	139 A	Hawaii	2	11
										155 N	Massachusetts	4	5
										155 N	Massachusetts	1	5
										227 N	Bowling Green	2	10
										227 N	Bowling Green	0	21
										237 A	Hampton	7	8
										248 N	Mt. St. Mary's	4	6
										260 A	Norfolk St.	1	5
										266 N	Central Conn. St.	0	9
						268 N	Niagara	3	1				
						268 N	Niagara	2	1				
						282 A	Morehead St.	7	10				
						282 A	Morehead St.	5	6				
						LAST 10 GAMES							
						227 N	Bowling Green	2	10	155 N	Massachusetts	1	5
						227 N	Bowling Green	0	21	282 A	Morehead St.	7	10
						266 N	Central Conn. St.	0	9	282 A	Morehead St.	5	6
						260 A	Norfolk St.	1	5	112 N	Utah	1	14
						155 N	Massachusetts	4	5	268 N	Niagara	2	1

Non-Div. I Games:

St. Bonaventure

Average RPI Win: 224		WON-LOST	WINNING	LAST 10	STRENGTH OF		OPP. STRENGTH	TEAM	ADJ		CONF.	ADJ CONF.
Average RPI Loss: 231		RECORD	PCT. RANK	GAMES	SCHEDULE		OF SCHEDULE	RPI	RPI		RPI	RPI
DIV. I ONLY		3-16-0	.15789	275	1-9-0		281	276	291		.31089	293
DIV. I NON-CONF.		3-15-0	.16667	266	1-9-0		289	282	292		.31156	295
TOTALS		RPI 1-25	RPI 26-50		W-L RECORDS		RPI 51-100		RPI 101-150		RPI 150+	
3-16-0		0-0-0	0-0-0		OVERALL		1-0-0		0-2-0		2-14-0	
0-3-0		0-0-0	0-0-0		HOME		0-0-0		0-0-0		0-3-0	
2-4-0		0-0-0	0-0-0		AWAY		1-0-0		0-0-0		1-4-0	
1-9-0		0-0-0	0-0-0		NEUTRAL		0-0-0		0-2-0		1-7-0	
3-15-0		0-0-0	0-0-0		NON-CONFERENCE		1-0-0		0-2-0		2-13-0	
0-2-0		0-0-0	0-0-0		HOME		0-0-0		0-0-0		0-2-0	
2-4-0		0-0-0	0-0-		AWAY		1-0-0		0-0-0		1-4-0	
1-9-0		0-0-0	0-0-0		NEUTRAL		0-0-0		0-2-0		1-7-0	
0-1-0		0-0-0	0-0-0		CONFERENCE		0-0-0		0-0-0		0-1-0	
0-1-0		0-0-0	0-0-0		HOME		0-0-0		0-0-0		0-1-0	
0-0-0		0-0-0	0-0-0		AWAY		0-0-0		0-0-0		0-0-0	
0-0-0		0-0-0	0-0-0		NEUTRAL		0-0-0		0-0-0		0-0-0	
RPI S	Opponent	Score	RPI S	Opponent	Score	RPI S	Opponent	Score	RPI S	Opponent	Score	
						98 A	UNC Greensboro	4 2	111 N	Towson	2 10	
									150 N	Villanova	1 12	
									184 A	Seton Hall	0 6	
									207 N	Sacred Heart	0 8	
									210 H	Marist	3 13	
									213 N	Rhode Island	0 8	
									235 N	Delaware	3 4	
									237 A	Hampton	3 7	
									243 N	Drexel	0 10	
									255 N	Bryant	1 8	
									263 H	Fairleigh Dickinson	5 8	
									263 H	Fairleigh Dickinson	0 9	
									275 A	N.C. A&T	3 8	
									276 N	N.C. Central	0 9	
									285 N	Delaware St.	6 5	
									285 N	Delaware St.	5 6	
									288 A	Howard	3 5	
									288 A	Howard	7 3	
LAST 10 GAMES												
						184 A	Seton Hall	0 6	255 N	Bryant	1 8	
						210 H	Marist	3 13	243 N	Drexel	0 10	
						263 H	Fairleigh Dickinson	5 8	213 N	Rhode Island	0 8	
						288 A	Howard	7 3	150 N	Villanova	1 12	
						263 H	Fairleigh Dickinson	0 9	288 A	Howard	3 5	

Non-Div. I Games:

Saint Peter's

Average RPI Win: 273		WON-LOST RECORD		WINNING PCT. RANK		LAST 10 GAMES		STRENGTH OF SCHEDULE		OPP. STRENGTH OF SCHEDULE		TEAM RPI		ADJ RPI		CONF. RPI		ADJ CONF. RPI	
DIV. I ONLY		6-14-0		.3 242		4-6-0		297		264		294		.30096 294		31		31	
DIV. I NON-CONF.		2-10-0		.16667 266		0-4-0		297		273		297		.27668 297		31		31	
TOTALS		RPI 1-25		RPI 26-50		W-L RECORDS		RPI 51-100		RPI 101-150		RPI 150+							
6-14-0		0-0-0		0-0-0		OVERALL		0-0-0		0-1-0		6-13-0							
4-2-0		0-0-0		0-0-0		HOME		0-0-0		0-0-0		4-2-0							
1-4-0		0-0-0		0-0-0		AWAY		0-0-0		0-1-0		1-3-0							
1-8-0		0-0-0		0-0-0		NEUTRAL		0-0-0		0-0-0		1-8-0							
2-10-0		0-0-0		0-0-0		NON-CONFERENCE		0-0-0		0-1-0		2-9-0							
1-1-0		0-0-0		0-0-0		HOME		0-0-0		0-0-0		1-1-0							
0-1-0		0-0-0		0-0-		AWAY		0-0-0		0-1-0		0-0-0							
1-8-0		0-0-0		0-0-0		NEUTRAL		0-0-0		0-0-0		1-8-0							
4-4-0		0-0-0		0-0-0		CONFERENCE		0-0-0		0-0-0		4-4-0							
3-1-0		0-0-0		0-0-0		HOME		0-0-0		0-0-0		3-1-0							
1-3-0		0-0-0		0-0-0		AWAY		0-0-0		0-0-0		1-3-0							
0-0-0		0-0-0		0-0-0		NEUTRAL		0-0-0		0-0-0		0-0-0							
RPI	S	Opponent		Score	RPI	S	Opponent		Score	RPI	S	Opponent		Score	RPI	S	Opponent		Score

Non-Div. I Games:

Southern U.

UMES

Average RPI Win: 295		WON-LOST RECORD	WINNING PCT. RANK		LAST 10 GAMES	STRENGTH OF SCHEDULE	OPP. STRENGTH OF SCHEDULE	TEAM RPI	ADJ RPI		CONF. RPI	ADJ CONF. RPI
Average RPI Loss: 241												
DIV. I ONLY		4-15-0	.21053	265	3-7-0	296	292	295	.27821	295	32	32
DIV. I NON-CONF.		0-9-0	0	293	0-1-0	282	263	296	.30062	296	32	32
<hr/>												
TOTALS		RPI 1-25		RPI 26-50		W-L RECORDS		RPI 51-100		RPI 101-150		RPI 150+
4-15-0		0-0-0		0-0-0		OVERALL		0-0-0		0-0-0		4-15-0
1-1-0		0-0-0		0-0-0		HOME		0-0-0		0-0-0		1-1-0
2-10-0		0-0-0		0-0-0		AWAY		0-0-0		0-0-0		2-10-0
1-4-0		0-0-0		0-0-0		NEUTRAL		0-0-0		0-0-0		1-4-0
0-9-0		0-0-0		0-0-0		NON-CONFERENCE		0-0-0		0-0-0		0-9-0
0-0-0		0-0-0		0-0-0		HOME		0-0-0		0-0-0		0-0-0
0-5-0		0-0-0		0-0-		AWAY		0-0-0		0-0-0		0-5-0
0-4-0		0-0-0		0-0-0		NEUTRAL		0-0-0		0-0-0		0-4-0
4-6-0		0-0-0		0-0-0		CONFERENCE		0-0-0		0-0-0		4-6-0
1-1-0		0-0-0		0-0-0		HOME		0-0-0		0-0-0		1-1-0
2-5-0		0-0-0		0-0-0		AWAY		0-0-0		0-0-0		2-5-0
1-0-0		0-0-0		0-0-0		NEUTRAL		0-0-0		0-0-0		1-0-0
RPI	S	Opponent	Score	RPI	S	Opponent	Score	RPI	S	Opponent	Score	
										158 A Gardner-Webb	1	9
										160 N South Dakota	2	13
										192 N Mercer	0	14
										211 N Dayton	0	14
										230 A Charleston So.	2	10
										230 A Charleston So.	1	5
										247 N Wright St.	5	8
										248 A Mt. St. Mary's	0	5
										248 A Mt. St. Mary's	0	11
										276 A N.C. Central	0	8
										276 A N.C. Central	1	6
										276 A N.C. Central	1	10
										287 A Savannah St.	1	4
										287 A Savannah St.	3	4
										288 H Howard	5	7
										288 H Howard	7	6
										297 A South Carolina St.	9	0
										297 A South Carolina St.	7	3
										297 N South Carolina St.	5	4
<hr/>												
LAST 10 GAMES												
										276 A N.C. Central	1	10
										288 H Howard	7	6
										192 N Mercer	0	14
										248 A Mt. St. Mary's	0	5
										276 A N.C. Central	1	6
										297 A South Carolina St.	7	3
										247 N Wright St.	5	8
										288 H Howard	5	7
										287 A Savannah St.	1	4

Non-Div. I Games:

UMES

Average RPI Win: 272		WON-LOST RECORD		WINNING PCT. RANK		LAST 10 GAMES		STRENGTH OF SCHEDULE		OPP. STRENGTH OF SCHEDULE		TEAM RPI		ADJ RPI		CONF. RPI		ADJ CONF. RPI	
DIV. I ONLY		2-12-0		.14286 280		2-8-0		295		279		296		.25762 296		31		31	
DIV. I NON-CONF.		2-2-0		.5 138		0-2-0		294		291		266		.37788 277		31		31	
TOTALS		RPI 1-25		RPI 26-50		W-L RECORDS		RPI 51-100		RPI 101-150		RPI 150+							
2-12-0		0-0-0		0-0-0		OVERALL		0-0-0		0-0-0		2-12-0							
0-4-0		0-0-0		0-0-0		HOME		0-0-0		0-0-0		0-4-0							
1-5-0		0-0-0		0-0-0		AWAY		0-0-0		0-0-0		1-5-0							
1-3-0		0-0-0		0-0-0		NEUTRAL		0-0-0		0-0-0		1-3-0							
2-2-0		0-0-0		0-0-0		NON-CONFERENCE		0-0-0		0-0-0		2-2-0							
0-0-0		0-0-0		0-0-0		HOME		0-0-0		0-0-0		0-0-0							
1-0-0		0-0-0		0-0-		AWAY		0-0-0		0-0-0		1-0-0							
1-2-0		0-0-0		0-0-0		NEUTRAL		0-0-0		0-0-0		1-2-0							
0-10-0		0-0-0		0-0-0		CONFERENCE		0-0-0		0-0-0		0-10-0							
0-4-0		0-0-0		0-0-0		HOME		0-0-0		0-0-0		0-4-0							
0-5-0		0-0-0		0-0-0		AWAY		0-0-0		0-0-0		0-5-0							
0-1-0		0-0-0		0-0-0		NEUTRAL		0-0-0		0-0-0		0-1-0							
RPI	S	Opponent	Score	RPI	S	Opponent	Score	RPI	S	Opponent	Score	RPI	S	Opponent	Score				
												159	N	UMKC	0 7				
												249	A	Alabama St.	1 3				
												249	A	Alabama St.	3 5				
												249	A	Alabama St.	0 12				
												249	A	Alabama St.	3 5				
												249	A	Alabama St.	1 2				
												254	H	Alcorn	1 10				
												254	H	Alcorn	9 12				
												254	H	Alcorn	3 12				
												256	N	Presbyterian	2 1				
												269	N	Jackson St.	3 11				
												273	H	Mississippi Val.	6 10				
												287	N	Savannah St.	3 8				
												288	A	Howard	5 3				
LAST 10 GAMES																			
												249	A	Alabama St.	3 5				
												254	H	Alcorn	9 12				
												269	N	Jackson St.	1 10				
												288	A	Howard	5 3				
												249	A	Alabama St.	3 5				
												254	H	Alcorn	1 2				
												287	N	Savannah St.	3 8				
Non-Div. I Games:		Tuskegee		5 3		Texas Col.		13 1		Texas Col.		12 0		Lincoln (MO)		7 5			
		Langston		12 5		Clark Atlanta		10 2		Texas Col.		10 1		Texas Col.		Grambling			

Non-Div. I Games:

Fort Valley St.

7

1

Lane

14

1

Grambling

G
r
a
m
b
l
i
n
gG
r
a
m
b
l
i
n
g

[illegible]

Non-Div. I Games:

South Carolina St.