

Average RPI Win:		72	WON-LOST RECORD		WINNING PCT. RANK		LAST 10 GAMES		STRENGTH OF SCHEDULE		OPP. STRENGTH OF SCHEDULE		TEAM RPI		ADJ RPI		CONF. RPI		ADJ CONF. RPI					
DIV. I ONLY			27-3-0		.9		5		7-3-0		4		19		2		.71921		1		5		5	
DIV. I NON-CONF.			25-2-0		.92593		4		5-2-0		2		25		1		.72179		1		4		4	
TOTALS		RPI 1-25		RPI 26-50				W-L RECORDS				RPI 51-100				RPI 101-150				RPI 150+				
27-3-0		8-2-0		4-0-0				OVERALL				8-1-0				1-0-0				6-0-0				
13-1-0		2-1-0		0-0-0				HOME				6-0-0				1-0-0				4-0-0				
5-2-0		2-1-0		2-0-0				AWAY				1-1-0				0-0-0				0-0-0				
9-0-0		4-0-0		2-0-0				NEUTRAL				1-0-0				0-0-0				2-0-0				
25-2-0		6-1-0		4-0-0				NON-CONFERENCE				8-1-0				1-0-0				6-0-0				
11-0-0		0-0-0		0-0-0				HOME				6-0-0				1-0-0				4-0-0				
5-2-0		2-1-0		2-0-				AWAY				1-1-0				0-0-0				0-0-0				
9-0-0		4-0-0		2-0-0				NEUTRAL				1-0-0				0-0-0				2-0-0				
2-1-0		2-1-0		0-0-0				CONFERENCE				0-0-0				0-0-0				0-0-0				
2-1-0		2-1-0		0-0-0				HOME				0-0-0				0-0-0				0-0-0				
0-0-0		0-0-0		0-0-0				AWAY				0-0-0				0-0-0				0-0-0				
0-0-0		0-0-0		0-0-0				NEUTRAL				0-0-0				0-0-0				0-0-0				
RPI	S	Opponent		Score		RPI	S	Opponent		Score		RPI	S	Opponent		Score		RPI	S	Opponent		Score		
4	N	Oklahoma		7	4	37	A	UCF		9	3	51	N	Fla. Atlantic		10	5	105	H	South Alabama		4	1	
6	N	LSU		9	1	37	A	UCF		2	1	52	H	Lipscomb		13	0	165	H	Samford		13	0	
8	A	Arizona		5	3	44	N	Ohio St.		3	1	52	H	Lipscomb		14	2	165	H	Samford		13	1	
8	A	Arizona		4	3	48	N	Louisiana Tech		4	0	56	A	Grand Canyon		11	1	177	H	UNCW		7	2	
8	A	Arizona		3	11							56	A	Grand Canyon		3	5	177	H	UNCW		10	0	
10	N	Tennessee		5	2							60	H	UNC Greensboro		8	0	190	N	Toledo		5	4	
12	N	Minnesota		17	6							67	H	Iowa St.		1	0	236	N	Dartmouth		8	4	
21	H	Notre Dame		11	1							67	H	Iowa St.		5	0							
21	H	Notre Dame		4	7							79	H	Elon		15	1							
21	H	Notre Dame		5	0																			
LAST 10 GAMES																								
56	A	Grand Canyon		11	1	8	A	Arizona		3	11													
21	H	Notre Dame		5	0	8	A	Arizona		5	3													
21	H	Notre Dame		4	7	56	A	Grand Canyon		3	5													
21	H	Notre Dame		11	1	37	A	UCF		9	3													
8	A	Arizona		4	3	236	N	Dartmouth		8	4													

Non-Div. I Games:

Florida St.

Average RPI Win: 84		WON-LOST RECORD		WINNING PCT. RANK		LAST 10 GAMES		STRENGTH OF SCHEDULE		OPP. STRENGTH OF SCHEDULE		TEAM RPI		ADJ RPI		CONF. RPI		ADJ CONF. RPI	
DIV. I ONLY		25-1-0		.96154 2		10-0-0		12		12		1		.71207 2		2		2	
DIV. I NON-CONF.		22-1-0		.95652 2		7-0-0		32		23		3		.69038 4		2		2	
TOTALS		RPI 1-25		RPI 26-50		W-L RECORDS		RPI 51-100		RPI 101-150		RPI 150+							
25-1-0		8-1-0		2-0-0		OVERALL		7-0-0		4-0-0		4-0-0							
7-0-0		1-0-0		0-0-0		HOME		4-0-0		1-0-0		1-0-0							
5-0-0		3-0-0		0-0-0		AWAY		1-0-0		1-0-0		0-0-0							
13-1-0		4-1-0		2-0-0		NEUTRAL		2-0-0		2-0-0		3-0-0							
22-1-0		5-1-0		2-0-0		NON-CONFERENCE		7-0-0		4-0-0		4-0-0							
7-0-0		1-0-0		0-0-0		HOME		4-0-0		1-0-0		1-0-0							
2-0-0		0-0-0		0-0-		AWAY		1-0-0		1-0-0		0-0-0							
13-1-0		4-1-0		2-0-0		NEUTRAL		2-0-0		2-0-0		3-0-0							
3-0-0		3-0-0		0-0-0		CONFERENCE		0-0-0		0-0-0		0-0-0							
0-0-0		0-0-0		0-0-0		HOME		0-0-0		0-0-0		0-0-0							
3-0-0		3-0-0		0-0-0		AWAY		0-0-0		0-0-0		0-0-0							
0-0-0		0-0-0		0-0-0		NEUTRAL		0-0-0		0-0-0		0-0-0							
RPI S	Opponent		Score		RPI S	Opponent		Score		RPI S	Opponent		Score		RPI S	Opponent		Score	
3 A	Washington		15 6		31 N	Colorado St.		3 0		57 H	Fresno St.		8 0		108 H	UC Riverside		17 3	
3 A	Washington		3 0		40 N	Missouri		11 3		57 N	Fresno St.		8 2		122 N	Nebraska		9 1	
3 A	Washington		4 2						75 H	Loyola Marymount		3 1		139 A	Hawaii		7 0		
4 N	Oklahoma		7 1						78 N	UT Arlington		2 1		149 N	Boston U.		12 0		
7 N	Kentucky		12 4						84 A	Long Beach St.		5 3		204 N	UConn		4 0		
9 N	Florida		7 1						87 H	BYU		8 2		224 N	Georgia St.		9 1		
9 N	Florida		4 0						100 H	Liberty		4 3		240 H	Robert Morris		11 0		
15 H	Ole Miss		4 0											247 N	Saint Mary's (CA)		13 1		
24 N	Michigan		1 3																
					LAST 10 GAMES														
	3 A	Washington		15 6		100 H	Liberty		4 3		87 H	BYU		8 2		240 H	Robert Morris		11 0
	3 A	Washington		4 2							204 N	UConn		4 0					
	3 A	Washington		3 0		149 N	Boston U.		12 0		9 N	Florida		4 0					
	84 A	Long Beach St.		5 3															

Non-Div. I Games:

UCLA

Average RPI Win: 75		WON-LOST	WINNING	LAST 10	STRENGTH OF		OPP. STRENGTH	TEAM	ADJ	CONF.	ADJ CONF.
Average RPI Loss: 10		RECORD	PCT. RANK	GAMES	SCHEDULE		OF SCHEDULE	RPI	RPI	RPI	RPI
DIV. I ONLY		22-6-0	.78571	20	1		13	3	.70384	3	2
DIV. I NON-CONF.		22-3-0	.88	9	5		17	2	.7083	2	2
TOTALS		RPI 1-25	RPI 26-50		W-L RECORDS		RPI 51-100		RPI 101-150		RPI 150+
22-6-0		4-6-0	10-0-0		OVERALL		2-0-0		1-0-0		5-0-0
5-3-0		0-3-0	1-0-0		HOME		1-0-0		0-0-0		3-0-0
1-0-0		0-0-0	1-0-0		AWAY		0-0-0		0-0-0		0-0-0
16-3-0		4-3-0	8-0-0		NEUTRAL		1-0-0		1-0-0		2-0-0
22-3-0		4-3-0	10-0-0		NON-CONFERENCE		2-0-0		1-0-0		5-0-0
5-0-0		0-0-0	1-0-0		HOME		1-0-0		0-0-0		3-0-0
1-0-0		0-0-0	1-0-		AWAY		0-0-0		0-0-0		0-0-0
16-3-0		4-3-0	8-0-0		NEUTRAL		1-0-0		1-0-0		2-0-0
0-3-0		0-3-0	0-0-0		CONFERENCE		0-0-0		0-0-0		0-0-0
0-3-0		0-3-0	0-0-0		HOME		0-0-0		0-0-0		0-0-0
0-0-0		0-0-0	0-0-0		AWAY		0-0-0		0-0-0		0-0-0
0-0-0		0-0-0	0-0-0		NEUTRAL		0-0-0		0-0-0		0-0-0
RPI S	Opponent	Score	RPI S	Opponent	Score	RPI S	Opponent	Score	RPI S	Opponent	Score
2 H	UCLA	2 4	27 N	North Carolina	9 1	54 H	Seattle U	1 0	115 N	Duke	4 1
2 H	UCLA	0 3	29 N	Arkansas	3 2	100 N	Liberty	6 0	161 H	Northern Ill.	8 0
2 H	UCLA	6 15	33 N	Mississippi St.	7 5				161 N	Northern Ill.	2 0
7 N	Kentucky	4 2	37 N	UCF	3 1				172 N	Cal Poly	4 2
9 N	Florida	0 1	40 N	Missouri	6 3				211 H	Idaho St.	8 0
14 N	Texas Tech	4 1	43 N	Baylor	8 2				211 H	Idaho St.	6 0
16 N	Northwestern	3 1	44 H	Ohio St.	3 0						
17 N	Auburn	8 6	47 N	North Dakota St.	5 3						
21 N	Notre Dame	2 3	50 A	Cal St. Fullerton	2 0						
24 N	Michigan	2 4	50 N	Cal St. Fullerton	1 0						
LAST 10 GAMES											
2 H	UCLA	6 15	161 N	Northern Ill.	2 0						
2 H	UCLA	2 4	211 H	Idaho St.	6 0						
2 H	UCLA	0 3	161 H	Northern Ill.	8 0						
54 H	Seattle U	1 0	44 H	Ohio St.	3 0						
211 H	Idaho St.	8 0	24 N	Michigan	2 4						

Non-Div. I Games:

Washington

Average RPI Win:	84	WON-LOST RECORD	WINNING PCT. RANK	LAST 10 GAMES	STRENGTH OF SCHEDULE	OPP. STRENGTH OF SCHEDULE	TEAM RPI	ADJ RPI	CONF. RPI	ADJ CONF. RPI				
DIV. I ONLY		25-2-0	.92593	4	10-0-0	28	6	4	.69778	4	3	3		
DIV. I NON-CONF.		25-2-0	.92593	4	10-0-0	28	5	4	.69778	3	3	3		
<hr/>														
TOTALS	RPI 1-25	RPI 26-50		W-L RECORDS		RPI 51-100		RPI 101-150		RPI 150+				
25-2-0	7-2-0	3-0-0		OVERALL		7-0-0		3-0-0		5-0-0				
7-0-0	3-0-0	2-0-0		HOME		1-0-0		1-0-0		0-0-0				
3-0-0	0-0-0	0-0-0		AWAY		2-0-0		1-0-0		0-0-0				
15-2-0	4-2-0	1-0-0		NEUTRAL		4-0-0		1-0-0		5-0-0				
25-2-0	7-2-0	3-0-0		NON-CONFERENCE		7-0-0		3-0-0		5-0-0				
7-0-0	3-0-0	2-0-0		HOME		1-0-0		1-0-0		0-0-0				
3-0-0	0-0-0	0-0-		AWAY		2-0-0		1-0-0		0-0-0				
15-2-0	4-2-0	1-0-0		NEUTRAL		4-0-0		1-0-0		5-0-0				
0-0-0	0-0-0	0-0-0		CONFERENCE		0-0-0		0-0-0		0-0-0				
0-0-0	0-0-0	0-0-0		HOME		0-0-0		0-0-0		0-0-0				
0-0-0	0-0-0	0-0-0		AWAY		0-0-0		0-0-0		0-0-0				
0-0-0	0-0-0	0-0-0		NEUTRAL		0-0-0		0-0-0		0-0-0				
RPI	S	Opponent	Score		RPI	S	Opponent	Score		RPI	S	Opponent	Score	
1	N	Florida St.	4	7	34	H	Oregon St.	3	0	51	N	Fla. Atlantic	4	0
2	N	UCLA	1	7	35	H	Drake	5	2	56	A	Grand Canyon	7	1
7	N	Kentucky	9	1	50	N	Cal St. Fullerton	9	1	56	H	Grand Canyon	1	0
8	N	Arizona	2	1						75	A	Loyola Marymount	14	0
16	H	Northwestern	7	0						80	N	Syracuse	9	1
16	H	Northwestern	8	0						80	N	Syracuse	6	0
18	H	Louisiana	9	1						87	N	BYU	5	0
20	N	Illinois	11	1										
21	N	Notre Dame	6	2										
					LAST 10 GAMES									
					20	N	Illinois	11	1	16	H	Northwestern	8	0
					119	A	CSUN	11	0	56	H	Grand Canyon	1	0
					236	N	Dartmouth	10	0	35	H	Drake	5	2
					222	N	UC Santa Barbara	12	1	16	H	Northwestern	7	0
					75	A	Loyola Marymount	14	0	140	H	McNeese	6	1

Non-Div. I Games:

Oklahoma



Average RPI Win:	70	WON-LOST	WINNING	LAST 10	STRENGTH OF	OPP. STRENGTH	TEAM	ADJ	CONF.	ADJ CONF.					
Average RPI Loss:	25	RECORD	PCT. RANK	GAMES	SCHEDULE	OF SCHEDULE	RPI	RPI	RPI	RPI					
DIV. I ONLY		23-6-0	.7931	19	8-2-0	5	16	5	.68048	6	1	1			
DIV. I NON-CONF.		20-4-0	.83333	16	5-0-0	10	16	5	.68225	5	1	1			
<hr/>															
TOTALS	RPI 1-25	RPI 26-50		W-L RECORDS		RPI 51-100		RPI 101-150		RPI 150+					
23-6-0	7-3-0	1-2-0		OVERALL		10-1-0		2-0-0		3-0-0					
17-3-0	5-2-0	0-1-0		HOME		8-0-0		2-0-0		2-0-0					
3-1-0	0-0-0	0-0-0		AWAY		2-1-0		0-0-0		1-0-0					
3-2-0	2-1-0	1-1-0		NEUTRAL		0-0-0		0-0-0		0-0-0					
20-4-0	6-2-0	1-2-0		NON-CONFERENCE		8-0-0		2-0-0		3-0-0					
16-2-0	4-1-0	0-1-0		HOME		8-0-0		2-0-0		2-0-0					
1-0-0	0-0-0	0-0-		AWAY		0-0-0		0-0-0		1-0-0					
3-2-0	2-1-0	1-1-0		NEUTRAL		0-0-0		0-0-0		0-0-0					
3-2-0	1-1-0	0-0-0		CONFERENCE		2-1-0		0-0-0		0-0-0					
1-1-0	1-1-0	0-0-0		HOME		0-0-0		0-0-0		0-0-0					
2-1-0	0-0-0	0-0-0		AWAY		2-1-0		0-0-0		0-0-0					
0-0-0	0-0-0	0-0-0		NEUTRAL		0-0-0		0-0-0		0-0-0					
<hr/>															
RPI S	Opponent	Score		RPI S	Opponent	Score		RPI S	Opponent	Score					
1 N	Florida St.	1	9	26 H	Indiana	3	7	53 A	Texas A&M	5	6	106 H	Illinois St.	6	2
5 N	Texas	7	1	41 N	Oregon	5	8	53 A	Texas A&M	7	0	119 H	CSUN	8	0
9 H	Florida	3	4	44 N	Ohio St.	7	2	53 A	Texas A&M	17	3	156 A	Northwestern St.	10	3
9 H	Florida	8	0					59 H	USC Upstate	2	0	168 H	Bucknell	10	0
13 N	Oklahoma St.	3	1					68 H	SFA	6	0	168 H	Bucknell	8	0
22 H	Stanford	5	7					68 H	SFA	13	3				
24 H	Michigan	2	0					70 H	Troy	11	0				
24 H	Michigan	2	1					83 H	Kent St.	8	0				
25 H	Tulsa	11	0					90 H	Memphis	4	0				
25 H	Tulsa	19	1					94 H	Iowa	9	0				
								94 H	Iowa	16	1				
<hr/>															
LAST 10 GAMES															
9 H	Florida	8	0	53 A	Texas A&M	17	3								
9 H	Florida	3	4	156 A	Northwestern St.	10	3								
70 H	Troy	11	0	68 H	SFA	13	3								
53 A	Texas A&M	5	6	68 H	SFA	6	0								
53 A	Texas A&M	7	0	106 H	Illinois St.	6	2								

Non-Div. I Games:

LSU

Average RPI Win: 75		WON-LOST	WINNING	LAST 10	STRENGTH OF		OPP. STRENGTH	TEAM	ADJ	CONF.	ADJ CONF.
Average RPI Loss: 13		RECORD	PCT. RANK	GAMES	SCHEDULE		OF SCHEDULE	RPI	RPI	RPI	RPI
DIV. I ONLY		20-7-0	.74074	37	10-0-0		2	8	6	.67247	7
DIV. I NON-CONF.		14-7-0	.66667	62	4-0-0		14	7	15	.63313	14
TOTALS		RPI 1-25	RPI 26-50		W-L RECORDS		RPI 51-100		RPI 101-150		RPI 150+
20-7-0		1-6-0	9-1-0		OVERALL		5-0-0		2-0-0		3-0-0
5-0-0		0-0-0	3-0-0		HOME		2-0-0		0-0-0		0-0-0
5-1-0		0-0-0	4-1-0		AWAY		0-0-0		1-0-0		0-0-0
10-6-0		1-6-0	2-0-0		NEUTRAL		3-0-0		1-0-0		3-0-0
14-7-0		1-6-0	3-1-0		NON-CONFERENCE		5-0-0		2-0-0		3-0-0
2-0-0		0-0-0	0-0-0		HOME		2-0-0		0-0-0		0-0-0
2-1-0		0-0-0	1-0-		AWAY		0-0-0		1-0-0		0-0-0
10-6-0		1-6-0	2-0-0		NEUTRAL		3-0-0		1-0-0		3-0-0
6-0-0		0-0-0	6-0-0		CONFERENCE		0-0-0		0-0-0		0-0-0
3-0-0		0-0-0	3-0-0		HOME		0-0-0		0-0-0		0-0-0
3-0-0		0-0-0	3-0-0		AWAY		0-0-0		0-0-0		0-0-0
0-0-0		0-0-0	0-0-0		NEUTRAL		0-0-0		0-0-0		0-0-0
RPI S	Opponent	Score	RPI S	Opponent	Score	RPI S	Opponent	Score	RPI S	Opponent	Score
2 N	UCLA	4 12	27 N	North Carolina	1 0	58 N	Sam Houston St.	6 0	110 N	Utah	13 2
3 N	Washington	2 4	30 A	South Carolina	5 0	65 H	Miami (OH)	9 1	150 A	Murray St.	14 4
4 N	Oklahoma	1 9	30 A	South Carolina	5 1	66 N	Southern Ill.	6 5	163 N	Hofstra	8 0
5 N	Texas	3 4	30 A	South Carolina	11 2	69 N	California	5 0	183 N	Bethune-Cookman	10 2
13 N	Oklahoma St.	7 8	33 H	Mississippi St.	4 1	80 H	Syracuse	13 0	234 N	Saint Louis	10 0
20 N	Illinois	5 6	33 H	Mississippi St.	8 0						
23 N	James Madison	6 1	33 H	Mississippi St.	9 8						
			41 N	Oregon	12 3						
			42 A	Houston	3 4						
			42 A	Houston	13 1						
LAST 10 GAMES											
			150 A	Murray St.	14 4	33 H	Mississippi St.	8 0			
			183 N	Bethune-Cookman	10 2	80 H	Syracuse	13 0			
			69 N	California	5 0	65 H	Miami (OH)	9 1			
			33 H	Mississippi St.	4 1	30 A	South Carolina	5 1			
			33 H	Mississippi St.	9 8	30 A	South Carolina	11 2			

Non-Div. I Games:

Kentucky

Average RPI Win:	65	WON-LOST RECORD	WINNING PCT. RANK	LAST 10 GAMES	STRENGTH OF SCHEDULE	OPP. STRENGTH OF SCHEDULE	TEAM RPI	ADJ RPI	CONF. RPI	ADJ CONF. RPI					
Average RPI Loss:	21														
DIV. I ONLY		21-7-0	.75	29	8-2-0	15	1	11	.66406	8	2	2			
DIV. I NON-CONF.		18-7-0	.72	45	5-2-0	12	1	9	.66093	8	2	2			
<hr/>															
TOTALS	RPI 1-25	RPI 26-50		W-L RECORDS		RPI 51-100		RPI 101-150		RPI 150+					
21-7-0	5-5-0	7-1-0		OVERALL		5-1-0		3-0-0		1-0-0					
13-4-0	3-3-0	6-1-0		HOME		2-0-0		2-0-0		0-0-0					
3-0-0	0-0-0	1-0-0		AWAY		2-0-0		0-0-0		0-0-0					
5-3-0	2-2-0	0-0-0		NEUTRAL		1-1-0		1-0-0		1-0-0					
18-7-0	5-5-0	4-1-0		NON-CONFERENCE		5-1-0		3-0-0		1-0-0					
10-4-0	3-3-0	3-1-0		HOME		2-0-0		2-0-0		0-0-0					
3-0-0	0-0-0	1-0-		AWAY		2-0-0		0-0-0		0-0-0					
5-3-0	2-2-0	0-0-0		NEUTRAL		1-1-0		1-0-0		1-0-0					
3-0-0	0-0-0	3-0-0		CONFERENCE		0-0-0		0-0-0		0-0-0					
3-0-0	0-0-0	3-0-0		HOME		0-0-0		0-0-0		0-0-0					
0-0-0	0-0-0	0-0-0		AWAY		0-0-0		0-0-0		0-0-0					
0-0-0	0-0-0	0-0-0		NEUTRAL		0-0-0		0-0-0		0-0-0					
<hr/>															
RPI S	Opponent	Score		RPI S	Opponent	Score		RPI S	Opponent	Score		RPI S	Opponent	Score	
1 H	Florida St.	11	3	35 H	Drake	4	0	82 N	NC State	1	4	106 N	Illinois St.	9	1
1 H	Florida St.	3	5	35 H	Drake	9	4	83 H	Kent St.	10	0	116 H	UIC	10	1
1 H	Florida St.	3	4	38 A	South Fla.	4	1	83 H	Kent St.	7	6	141 H	New Mexico	15	1
4 N	Oklahoma	1	2	38 H	South Fla.	1	4	84 N	Long Beach St.	12	3	222 N	UC Santa Barbara	9	1
9 N	Florida	2	3	41 H	Oregon	8	3	93 A	New Mexico St.	11	3				
11 H	Alabama	1	6	41 H	Oregon	8	0	93 A	New Mexico St.	11	1				
12 H	Minnesota	2	0	41 H	Oregon	8	0								
13 N	Oklahoma St.	3	0	50 H	Cal St. Fullerton	6	0								
23 H	James Madison	8	6												
24 N	Michigan	2	1												
<hr/>															
LAST 10 GAMES															
				222 N UC Santa Barbara				9				1			
				93 A New Mexico St.				11				1			
				41 H Oregon				8				3			
				41 H Oregon				8				0			
				41 H Oregon				8				0			
				1 H Florida St.				3				4			
				1 H Florida St.				11				3			
				1 H Florida St.				3				5			
				93 A New Mexico St.				11				3			
				23 H James Madison				8				6			

Non-Div. I Games:

Arizona



Average RPI Win:		91	WON-LOST RECORD		WINNING PCT. RANK	LAST 10 GAMES		STRENGTH OF SCHEDULE		OPP. STRENGTH OF SCHEDULE	TEAM RPI	ADJ RPI	CONF. RPI	ADJ CONF. RPI			
Average RPI Loss:		6															
DIV. I ONLY			24-5-0		.82759	12	6-4-0		26	2	9	.66394	9	1	1		
DIV. I NON-CONF.			22-2-0		.91667	6	4-1-0		69	3	7	.65766	9	1	1		
TOTALS		RPI 1-25		RPI 26-50		W-L RECORDS		RPI 51-100		RPI 101-150		RPI 150+					
24-5-0		5-5-0		4-0-0		OVERALL		4-0-0		5-0-0		6-0-0					
9-2-0		1-2-0		1-0-0		HOME		3-0-0		2-0-0		2-0-0					
4-1-0		1-1-0		2-0-0		AWAY		0-0-0		0-0-0		1-0-0					
11-2-0		3-2-0		1-0-0		NEUTRAL		1-0-0		3-0-0		3-0-0					
22-2-0		3-2-0		4-0-0		NON-CONFERENCE		4-0-0		5-0-0		6-0-0					
8-0-0		0-0-0		1-0-0		HOME		3-0-0		2-0-0		2-0-0					
3-0-0		0-0-0		2-0-		AWAY		0-0-0		0-0-0		1-0-0					
11-2-0		3-2-0		1-0-0		NEUTRAL		1-0-0		3-0-0		3-0-0					
2-3-0		2-3-0		0-0-0		CONFERENCE		0-0-0		0-0-0		0-0-0					
1-2-0		1-2-0		0-0-0		HOME		0-0-0		0-0-0		0-0-0					
1-1-0		1-1-0		0-0-0		AWAY		0-0-0		0-0-0		0-0-0					
0-0-0		0-0-0		0-0-0		NEUTRAL		0-0-0		0-0-0		0-0-0					
RPI	S	Opponent		Score		RPI	S	Opponent		Score		RPI	S	Opponent		Score	
2	N	UCLA		0	4	32	A	Arizona St.		7	2	80	H	Syracuse		8	2
2	N	UCLA		1	7	37	H	UCF		5	0	80	H	Syracuse		8	0
3	N	Washington		1	0	38	A	South Fla.		7	1	82	N	NC State		2	1
6	A	LSU		0	8	41	N	Oregon		2	1	95	H	North Florida		3	1
6	A	LSU		4	3									141 N New Mexico		1	0
8	N	Arizona		3	2									158 N Utah St.		13	1
10	H	Tennessee		1	9									166 A Jacksonville		5	0
10	H	Tennessee		0	3									180 N Central Mich.		8	0
10	H	Tennessee		8	0									182 H Florida A&M		4	0
24	N	Michigan		6	0									182 H Florida A&M		7	1
														214 N San Diego		12	4
						LAST 10 GAMES											
6	A	LSU		0	8	10	H	Tennessee		1	9						
6	A	LSU		4	3	3	N	Washington		1	0						
37	H	UCF		5	0	2	N	UCLA		0	4						
10	H	Tennessee		8	0	41	N	Oregon		2	1						
10	H	Tennessee		0	3	141	N	New Mexico		1	0						

Non-Div. I Games:

Florida



Average RPI Win:		111	WON-LOST RECORD		WINNING PCT. RANK		LAST 10 GAMES		STRENGTH OF SCHEDULE		OPP. STRENGTH OF SCHEDULE		TEAM RPI		ADJ RPI		CONF. RPI		ADJ CONF. RPI			
Average RPI Loss:		0																				
DIV. I ONLY			31-0-0		1 1		10-0-0		134		20		10		.66179 11		1 1		1 1			
DIV. I NON-CONF.			28-0-0		1 1		7-0-0		149		26		11		.65399 10		1 1		1 1			
TOTALS		RPI 1-25		RPI 26-50		W-L RECORDS		RPI 51-100		RPI 101-150		RPI 150+										
31-0-0		3-0-0		7-0-0		OVERALL		5-0-0		10-0-0		6-0-0										
14-0-0		2-0-0		5-0-0		HOME		2-0-0		1-0-0		4-0-0										
6-0-0		1-0-0		0-0-0		AWAY		2-0-0		3-0-0		0-0-0										
11-0-0		0-0-0		2-0-0		NEUTRAL		1-0-0		6-0-0		2-0-0										
28-0-0		3-0-0		4-0-0		NON-CONFERENCE		5-0-0		10-0-0		6-0-0										
11-0-0		2-0-0		2-0-0		HOME		2-0-0		1-0-0		4-0-0										
6-0-0		1-0-0		0-0-		AWAY		2-0-0		3-0-0		0-0-0										
11-0-0		0-0-0		2-0-0		NEUTRAL		1-0-0		6-0-0		2-0-0										
3-0-0		0-0-0		3-0-0		CONFERENCE		0-0-0		0-0-0		0-0-0										
3-0-0		0-0-0		3-0-0		HOME		0-0-0		0-0-0		0-0-0										
0-0-0		0-0-0		0-0-0		AWAY		0-0-0		0-0-0		0-0-0										
0-0-0		0-0-0		0-0-0		NEUTRAL		0-0-0		0-0-0		0-0-0										
RPI	S	Opponent		Score		RPI	S	Opponent		Score		RPI	S	Opponent		Score						
8	A	Arizona		6	1	38	N	South Fla.		2	0	64	N	Maryland		10	0	105	H	South Alabama	5	2
12	H	Minnesota		7	2	40	H	Missouri		3	1	70	A	Troy		7	1	116	N	UIC	13	4
12	H	Minnesota		1	0	40	H	Missouri		14	8	70	A	Troy		8	0	132	A	UAB	8	0
						40	H	Missouri		11	5	86	H	Southern Miss.		3	2	139	A	Hawaii	9	0
						46	H	Missouri St.		11	1	86	H	Southern Miss.		3	1	139	A	Hawaii	6	2
						46	H	Missouri St.		7	5							141	N	New Mexico	1	0
						50	N	Cal St. Fullerton		7	2							142	N	SIUE	6	4
																		142	N	SIUE	8	3
																		150	N	Murray St.	16	10
																		150	N	Murray St.	12	0
																		154	H	Michigan St.	2	1
																		196	H	Saint Francis (PA)	3	1
																		227	H	La.-Monroe	5	1
																		261	H	Mississippi Val.	7	0
																		264	N	Niagara	12	2
																		264	N	Niagara	9	3
LAST 10 GAMES																						
						139	A	Hawaii		6	2	142	N	SIUE		6	4					
						264	N	Niagara		12	2	40	H	Missouri		11	5					
						139	A	Hawaii		9	0	40	H	Missouri		14	8					
						142	N	SIUE		8	3	40	H	Missouri		3	1					
						264	N	Niagara		9	3	261	H	Mississippi Val.		7	0					

Non-Div. I Games:

Alabama

Average RPI Win:	94	WON-LOST RECORD	WINNING PCT. RANK	LAST 10 GAMES	STRENGTH OF SCHEDULE	OPP. STRENGTH OF SCHEDULE	TEAM RPI	ADJ RPI	CONF. RPI	ADJ CONF. RPI				
DIV. I ONLY		19-8-0	.7037	47	8-2-0	6	10	12	.66172	12	4	4		
DIV. I NON-CONF.		19-8-0	.7037	51	8-2-0	4	10	10	.66172	7	5	5		
<hr/>														
TOTALS	RPI 1-25	RPI 26-50		W-L RECORDS		RPI 51-100		RPI 101-150		RPI 150+				
19-8-0	4-7-0	6-0-0		OVERALL		4-1-0		0-0-0		5-0-0				
0-0-0	0-0-0	0-0-0		HOME		0-0-0		0-0-0		0-0-0				
5-4-0	2-4-0	3-0-0		AWAY		0-0-0		0-0-0		0-0-0				
14-4-0	2-3-0	3-0-0		NEUTRAL		4-1-0		0-0-0		5-0-0				
19-8-0	4-7-0	6-0-0		NON-CONFERENCE		4-1-0		0-0-0		5-0-0				
0-0-0	0-0-0	0-0-0		HOME		0-0-0		0-0-0		0-0-0				
5-4-0	2-4-0	3-0-		AWAY		0-0-0		0-0-0		0-0-0				
14-4-0	2-3-0	3-0-0		NEUTRAL		4-1-0		0-0-0		5-0-0				
0-0-0	0-0-0	0-0-0		CONFERENCE		0-0-0		0-0-0		0-0-0				
0-0-0	0-0-0	0-0-0		HOME		0-0-0		0-0-0		0-0-0				
0-0-0	0-0-0	0-0-0		AWAY		0-0-0		0-0-0		0-0-0				
0-0-0	0-0-0	0-0-0		NEUTRAL		0-0-0		0-0-0		0-0-0				
RPI	S	Opponent	Score		RPI	S	Opponent	Score		RPI	S	Opponent	Score	
1	N	Florida St.	6	17	35	N	Drake	2	0	69	N	California	4	0
5	A	Texas	4	1	35	N	Drake	4	1	73	N	Wichita St.	5	0
5	A	Texas	3	5	37	A	UCF	7	0	83	N	Kent St.	12	1
5	A	Texas	3	1	38	A	South Fla.	3	0	91	N	FGCU	1	4
8	A	Arizona	0	2	38	A	South Fla.	3	0	95	N	North Florida	13	0
10	N	Tennessee	2	4	46	N	Missouri St.	7	0					
11	A	Alabama	0	1										
11	A	Alabama	2	7										
15	N	Ole Miss	1	3										
21	N	Notre Dame	10	0										
23	N	James Madison	5	1										
<hr/>														
LAST 10 GAMES														
38	A	South Fla.	3	0	5	A	Texas	3	1	249	N	Texas Southern	7	4
91	N	FGCU	1	4	249	N	Texas Southern	7	4	5	A	Texas	3	5
73	N	Wichita St.	5	0	5	A	Texas	4	1	249	N	Texas Southern	7	0
38	A	South Fla.	3	0	5	A	Texas	4	1					
239	N	Butler	3	2	249	N	Texas Southern	7	0					

Non-Div. I Games:

Minnesota

Average RPI Win:		86	WON-LOST RECORD		WINNING PCT. RANK		LAST 10 GAMES		STRENGTH OF SCHEDULE		OPP. STRENGTH OF SCHEDULE		TEAM RPI		ADJ RPI		CONF. RPI		ADJ CONF. RPI				
DIV. I ONLY			20-7-0		.74074 37		8-2-0		16		14		13		.65168 13		3		3				
DIV. I NON-CONF.			20-7-0		.74074 40		8-2-0		20		11		12		.65168 11		3		3				
TOTALS		RPI 1-25		RPI 26-50				W-L RECORDS				RPI 51-100				RPI 101-150				RPI 150+			
20-7-0		2-6-0		6-1-0				OVERALL				4-0-0				5-0-0				3-0-0			
5-0-0		0-0-0		0-0-0				HOME				2-0-0				3-0-0				0-0-0			
6-2-0		0-2-0		5-0-0				AWAY				0-0-0				0-0-0				1-0-0			
9-5-0		2-4-0		1-1-0				NEUTRAL				2-0-0				2-0-0				2-0-0			
20-7-0		2-6-0		6-1-0				NON-CONFERENCE				4-0-0				5-0-0				3-0-0			
5-0-0		0-0-0		0-0-0				HOME				2-0-0				3-0-0				0-0-0			
6-2-0		0-2-0		5-0-				AWAY				0-0-0				0-0-0				1-0-0			
9-5-0		2-4-0		1-1-0				NEUTRAL				2-0-0				2-0-0				2-0-0			
0-0-0		0-0-0		0-0-0				CONFERENCE				0-0-0				0-0-0				0-0-0			
0-0-0		0-0-0		0-0-0				HOME				0-0-0				0-0-0				0-0-0			
0-0-0		0-0-0		0-0-0				AWAY				0-0-0				0-0-0				0-0-0			
0-0-0		0-0-0		0-0-0				NEUTRAL				0-0-0				0-0-0				0-0-0			
RPI	S	Opponent		Score		RPI	S	Opponent		Score		RPI	S	Opponent		Score		RPI	S	Opponent		Score	
6	N	LSU		1	3	27	N	North Carolina		7	5	58	N	Sam Houston St.		3	0	110	N	Utah		8	1
7	N	Kentucky		8	7	31	N	Colorado St.		1	2	69	N	California		4	1	123	H	UNI		12	0
8	N	Arizona		0	3	32	A	Arizona St.		2	0	73	H	Wichita St.		3	0	134	N	San Diego St.		15	5
15	A	Ole Miss		1	10	41	A	Oregon		9	6	80	H	Syracuse		8	0	140	H	McNeese		3	2
15	A	Ole Miss		4	8	41	A	Oregon		3	0							140	H	McNeese		12	2
20	N	Illinois		10	6	41	A	Oregon		7	6							163	N	Hofstra		13	2
20	N	Illinois		4	7	42	A	Houston		5	1							165	N	Samford		8	0
21	N	Notre Dame		0	6													221	A	Central Ark.		16	1
LAST 10 GAMES																							
						140	H	McNeese		3	2	221	A	Central Ark.		16	1						
						41	A	Oregon		9	6	41	A	Oregon		7	6						
						15	A	Ole Miss		1	10	41	A	Oregon		3	0						
						15	A	Ole Miss		4	8	73	H	Wichita St.		3	0						
						165	N	Samford		8	0	123	H	UNI		12	0						

Non-Div. I Games:

Oklahoma St.

Average RPI Win:		119	WON-LOST		WINNING		LAST 10		STRENGTH OF		OPP. STRENGTH		TEAM		ADJ		CONF.		ADJ CONF.					
Average RPI Loss:		47	RECORD		PCT. RANK		GAMES		SCHEDULE		OF SCHEDULE		RPI		RPI		RPI		RPI					
DIV. I ONLY			27-2-0		.93103		3		9-1-0		106		43		14		.64446		14		3		3	
DIV. I NON-CONF.			27-2-0		.93103		3		9-1-0		98		42		13		.64446		13		3		3	
TOTALS			RPI 1-25		RPI 26-50		W-L RECORDS		RPI 51-100		RPI 101-150		RPI 150+											
27-2-0			1-1-0		5-0-0		OVERALL		5-1-0		8-0-0		8-0-0											
11-0-0			0-0-0		0-0-0		HOME		5-0-0		2-0-0		4-0-0											
1-1-0			1-0-0		0-0-0		AWAY		0-1-0		0-0-0		0-0-0											
15-1-0			0-1-0		5-0-0		NEUTRAL		0-0-0		6-0-0		4-0-0											
27-2-0			1-1-0		5-0-0		NON-CONFERENCE		5-1-0		8-0-0		8-0-0											
11-0-0			0-0-0		0-0-0		HOME		5-0-0		2-0-0		4-0-0											
1-1-0			1-0-0		0-0-		AWAY		0-1-0		0-0-0		0-0-0											
15-1-0			0-1-0		5-0-0		NEUTRAL		0-0-0		6-0-0		4-0-0											
0-0-0			0-0-0		0-0-0		CONFERENCE		0-0-0		0-0-0		0-0-0											
0-0-0			0-0-0		0-0-0		HOME		0-0-0		0-0-0		0-0-0											
0-0-0			0-0-0		0-0-0		AWAY		0-0-0		0-0-0		0-0-0											
0-0-0			0-0-0		0-0-0		NEUTRAL		0-0-0		0-0-0		0-0-0											
RPI	S	Opponent	Score		RPI	S	Opponent	Score		RPI	S	Opponent	Score		RPI	S	Opponent	Score						
3	N	Washington	1	4	32	N	Arizona St.	8	0	61	H	Jacksonville St.	11	3	121	N	North Ala.	5	2					
17	A	Auburn	5	4	35	N	Drake	1	0	72	H	North Texas	6	1	122	N	Nebraska	15	10					
					35	N	Drake	4	0	72	H	North Texas	8	1	122	N	Nebraska	4	1					
					41	N	Oregon	5	0	78	H	UT Arlington	8	4	125	H	Gardner-Webb	8	0					
					45	N	Wisconsin	8	3	78	H	UT Arlington	9	1	125	H	Gardner-Webb	10	2					
										90	A	Memphis	3	5	132	N	UAB	7	2					
															134	N	San Diego St.	7	0					
															150	N	Murray St.	8	0					
															153	N	Furman	5	0					
															164	N	Lamar University	3	1					
															184	H	UTEP	10	0					
															184	H	UTEP	16	8					
															217	H	Northern Colo.	8	0					
															217	H	Northern Colo.	7	2					
															237	N	Maine	10	0					
															255	N	Omaha	13	2					
LAST 10 GAMES																								
					132	N	UAB	7	2	121	N	North Ala.	5	2										
					184	H	UTEP	16	8	217	H	Northern Colo.	7	2										
					237	N	Maine	10	0	125	H	Gardner-Webb	10	2										
					90	A	Memphis	3	5	61	H	Jacksonville St.	11	3										
					150	N	Murray St.	8	0	125	H	Gardner-Webb	8	0										

Non-Div. I Games:

Texas Tech

Average RPI Win:	104	WON-LOST RECORD	WINNING PCT. RANK	LAST 10 GAMES	STRENGTH OF SCHEDULE	OPP. STRENGTH OF SCHEDULE	TEAM RPI	ADJ RPI	CONF. RPI	ADJ CONF. RPI				
DIV. I ONLY		21-7-0	.75	29	9-1-0	25	9	16	.63899	15	1	1		
DIV. I NON-CONF.		19-6-0	.76	30	7-0-0	42	9	17	.62926	16	1	1		
<hr/>														
TOTALS	RPI 1-25	RPI 26-50		W-L RECORDS		RPI 51-100		RPI 101-150		RPI 150+				
21-7-0	3-5-0	4-2-0		OVERALL		3-0-0		4-0-0		7-0-0				
12-1-0	2-0-0	2-1-0		HOME		1-0-0		3-0-0		4-0-0				
2-3-0	0-3-0	1-0-0		AWAY		0-0-0		0-0-0		1-0-0				
7-3-0	1-2-0	1-1-0		NEUTRAL		2-0-0		1-0-0		2-0-0				
19-6-0	3-5-0	2-1-0		NON-CONFERENCE		3-0-0		4-0-0		7-0-0				
10-0-0	2-0-0	0-0-0		HOME		1-0-0		3-0-0		4-0-0				
2-3-0	0-3-0	1-0-		AWAY		0-0-0		0-0-0		1-0-0				
7-3-0	1-2-0	1-1-0		NEUTRAL		2-0-0		1-0-0		2-0-0				
2-1-0	0-0-0	2-1-0		CONFERENCE		0-0-0		0-0-0		0-0-0				
2-1-0	0-0-0	2-1-0		HOME		0-0-0		0-0-0		0-0-0				
0-0-0	0-0-0	0-0-0		AWAY		0-0-0		0-0-0		0-0-0				
0-0-0	0-0-0	0-0-0		NEUTRAL		0-0-0		0-0-0		0-0-0				
RPI	S	Opponent	Score		RPI	S	Opponent	Score		RPI	S	Opponent	Score	
2	A	UCLA	0	4	29	H	Arkansas	12	0	58	N	Sam Houston St.	5	1
5	A	Texas	2	3	29	H	Arkansas	4	10	58	N	Sam Houston St.	2	1
5	A	Texas	0	7	29	H	Arkansas	6	2	90	H	Memphis	8	0
12	N	Minnesota	3	1	34	N	Oregon St.	2	0					
13	H	Oklahoma St.	10	1	37	A	UCF	3	0					
13	H	Oklahoma St.	8	4	44	N	Ohio St.	2	4					
19	N	Boise St.	4	6										
25	N	Tulsa	1	4										
					LAST 10 GAMES									
					13	H	Oklahoma St.	10	1	29	H	Arkansas	6	2
					165	H	Samford	6	3	29	H	Arkansas	12	0
					13	H	Oklahoma St.	8	4	29	H	Arkansas	4	10
					165	H	Samford	15	2	135	H	Austin Peay	7	2
					90	H	Memphis	8	0	113	H	Nicholls St.	6	0

Non-Div. I Games:

Ole Miss





Auburn

Average RPI Win:		113	WON-LOST RECORD		WINNING PCT. RANK		LAST 10 GAMES		STRENGTH OF SCHEDULE		OPP. STRENGTH OF SCHEDULE		TEAM RPI		ADJ RPI		CONF. RPI		ADJ CONF. RPI					
DIV. I ONLY			23-3-0		.88462		6		9-1-0		90		51		18		.62874		18		9		9	
DIV. I NON-CONF.			17-3-0		.85		14		3-1-0		112		72		25		.61127		25		9		8	
TOTALS		RPI 1-25		RPI 26-50				W-L RECORDS				RPI 51-100				RPI 101-150				RPI 150+				
23-3-0		0-1-0		3-1-0				OVERALL				12-1-0				3-0-0				5-0-0				
15-0-0		0-0-0		1-0-0				HOME				7-0-0				2-0-0				5-0-0				
5-2-0		0-1-0		1-1-0				AWAY				3-0-0				1-0-0				0-0-0				
3-1-0		0-0-0		1-0-0				NEUTRAL				2-1-0				0-0-0				0-0-0				
17-3-0		0-1-0		3-1-0				NON-CONFERENCE				6-1-0				3-0-0				5-0-0				
12-0-0		0-0-0		1-0-0				HOME				4-0-0				2-0-0				5-0-0				
2-2-0		0-1-0		1-0-				AWAY				0-0-0				1-0-0				0-0-0				
3-1-0		0-0-0		1-0-0				NEUTRAL				2-1-0				0-0-0				0-0-0				
6-0-0		0-0-0		0-0-0				CONFERENCE				6-0-0				0-0-0				0-0-0				
3-0-0		0-0-0		0-0-0				HOME				3-0-0				0-0-0				0-0-0				
3-0-0		0-0-0		0-0-0				AWAY				3-0-0				0-0-0				0-0-0				
0-0-0		0-0-0		0-0-0				NEUTRAL				0-0-0				0-0-0				0-0-0				
RPI	S	Opponent		Score		RPI	S	Opponent		Score		RPI	S	Opponent		Score		RPI	S	Opponent		Score		
4	A	Oklahoma		1	9	34	N	Oregon St.		8	0	63	A	Texas St.		7	4	113	A	Nicholls St.		8	0	
						43	A	Baylor		5	2	63	A	Texas St.		5	3	135	H	Austin Peay		2	1	
						43	A	Baylor		3	4	63	A	Texas St.		6	1	135	H	Austin Peay		8	0	
						43	H	Baylor		4	1	68	H	SFA		9	1	233	H	Fordham		4	0	
												68	H	SFA		5	2	235	H	A&M-Corpus Christi		15	0	
												69	H	California		7	3	235	H	A&M-Corpus Christi		21	0	
												69	H	California		7	1	279	H	Jackson St.		9	0	
												70	H	Troy		9	1	284	H	Incarnate Word		11	0	
												70	H	Troy		8	0							
												70	H	Troy		8	0							
												72	N	North Texas		1	5							
												72	N	North Texas		10	2							
												83	N	Kent St.		21	1							
LAST 10 GAMES																								
						72	N	North Texas		10	2	70	H	Troy		8	0							
						68	H	SFA		5	2	70	H	Troy		9	1							
						135	H	Austin Peay		8	0	113	A	Nicholls St.		8	0							
						69	H	California		7	3	43	H	Baylor		4	1							
						70	H	Troy		8	0	63	A	Texas St.		7	4							

Non-Div. I Games:

Louisiana

Average RPI Win:		112	WON-LOST RECORD		WINNING PCT. RANK		LAST 10 GAMES		STRENGTH OF SCHEDULE		OPP. STRENGTH OF SCHEDULE		TEAM RPI		ADJ RPI		CONF. RPI		ADJ CONF. RPI	
DIV. I ONLY			19-4-0		.82609	13	8-2-0		41		55		17		.62753	19	7		7	
DIV. I NON-CONF.			18-2-0		.9	8	7-0-0		81		52		14		.62903	17	7		7	
TOTALS		RPI 1-25		RPI 26-50		W-L RECORDS		RPI 51-100		RPI 101-150		RPI 150+								
19-4-0		1-1-0		1-2-0		OVERALL		6-0-0		6-0-0		5-1-0								
0-0-0		0-0-0		0-0-0		HOME		0-0-0		0-0-0		0-0-0								
4-3-0		0-1-0		1-2-0		AWAY		2-0-0		1-0-0		0-0-0								
15-1-0		1-0-0		0-0-0		NEUTRAL		4-0-0		5-0-0		5-1-0								
18-2-0		1-1-0		0-0-0		NON-CONFERENCE		6-0-0		6-0-0		5-1-0								
0-0-0		0-0-0		0-0-0		HOME		0-0-0		0-0-0		0-0-0								
3-1-0		0-1-0		0-0-		AWAY		2-0-0		1-0-0		0-0-0								
15-1-0		1-0-0		0-0-0		NEUTRAL		4-0-0		5-0-0		5-1-0								
1-2-0		0-0-0		1-2-0		CONFERENCE		0-0-0		0-0-0		0-0-0								
0-0-0		0-0-0		0-0-0		HOME		0-0-0		0-0-0		0-0-0								
1-2-0		0-0-0		1-2-0		AWAY		0-0-0		0-0-0		0-0-0								
0-0-0		0-0-0		0-0-0		NEUTRAL		0-0-0		0-0-0		0-0-0								
RPI	S	Opponent		Score		RPI	S	Opponent		Score		RPI	S	Opponent		Score				
5	A	Texas		0	8	36	A	UNLV		1	8	56	A	Grand Canyon		8	0			
15	N	Ole Miss		6	4	36	A	UNLV		0	1	75	N	Loyola Marymount		9	8			
						36	A	UNLV		11	2	84	A	Long Beach St.		4	3			
												84	N	Long Beach St.		3	0			
												91	N	FGCU		6	3			
												98	N	UC Davis		9	4			
												108	N	UC Riverside		7	2			
												109	N	Boston College		8	0			
												112	N	Sacramento St.		7	3			
												112	N	Sacramento St.		5	2			
												116	N	UIC		8	0			
												136	A	Pacific		9	4			
												154	N	Michigan St.		9	1			
												155	N	Yale		2	1			
												155	N	Yale		5	3			
												156	N	Northwestern St.		2	1			
												156	N	Northwestern St.		2	3			
												276	N	Fairleigh Dickinson		9	2			
LAST 10 GAMES																				
						98	N	UC Davis		9	4	36	A	UNLV		1	8			
						155	N	Yale		2	1	112	N	Sacramento St.		7	3			
						154	N	Michigan St.		9	1	276	N	Fairleigh Dickinson		9	2			
						36	A	UNLV		0	1	136	A	Pacific		9	4			
						36	A	UNLV		11	2	112	N	Sacramento St.		5	2			

Non-Div. I Games:

Boise St.

# Ilinois

Il  
l  
l  
i  
n  
o  
i  
s

Illinois

Average RPI Win:	107	WON-LOST RECORD	WINNING PCT. RANK	LAST 10 GAMES	STRENGTH OF SCHEDULE	OPP. STRENGTH OF SCHEDULE	TEAM RPI	ADJ RPI	CONF. RPI	ADJ CONF. RPI				
DIV. I ONLY		16-9-0	.64	69	8-2-0	11	23	21	.62085	21	5	5		
DIV. I NON-CONF.		15-6-0	.71429	46	7-0-0	30	45	21	.61904	21	4	4		
<hr/>														
TOTALS	RPI 1-25	RPI 26-50		W-L RECORDS		RPI 51-100		RPI 101-150		RPI 150+				
16-9-0	3-5-0	3-1-0		OVERALL		3-2-0		3-1-0		4-0-0				
0-0-0	0-0-0	0-0-0		HOME		0-0-0		0-0-0		0-0-0				
3-2-0	1-2-0	0-0-0		AWAY		2-0-0		0-0-0		0-0-0				
13-7-0	2-3-0	3-1-0		NEUTRAL		1-2-0		3-1-0		4-0-0				
15-6-0	2-3-0	3-1-0		NON-CONFERENCE		3-2-0		3-0-0		4-0-0				
0-0-0	0-0-0	0-0-0		HOME		0-0-0		0-0-0		0-0-0				
2-0-0	0-0-0	0-0-		AWAY		2-0-0		0-0-0		0-0-0				
13-6-0	2-3-0	3-1-0		NEUTRAL		1-2-0		3-0-0		4-0-0				
1-3-0	1-2-0	0-0-0		CONFERENCE		0-0-0		0-1-0		0-0-0				
0-0-0	0-0-0	0-0-0		HOME		0-0-0		0-0-0		0-0-0				
1-2-0	1-2-0	0-0-0		AWAY		0-0-0		0-0-0		0-0-0				
0-1-0	0-0-0	0-0-0		NEUTRAL		0-0-0		0-1-0		0-0-0				
RPI	S	Opponent	Score		RPI	S	Opponent	Score		RPI	S	Opponent	Score	
1	A	Florida St.	7	4	30	N	South Carolina	4	7	51	A	Fla. Atlantic	6	1
1	A	Florida St.	0	5	43	N	Baylor	14	1	69	N	California	6	7
1	A	Florida St.	1	11	44	N	Ohio St.	3	2	92	A	FIU	8	0
3	N	Washington	3	2	47	N	North Dakota St.	3	2	94	N	Iowa	1	2
4	N	Oklahoma	2	6						100	N	Liberty	4	1
10	N	Tennessee	0	8										
12	N	Minnesota	0	10										
13	N	Oklahoma St.	6	0										

Non-Div. I Games:

Notre Dame

Average RPI Win:	120	WON-LOST RECORD	WINNING PCT. RANK	LAST 10 GAMES	STRENGTH OF SCHEDULE	OPP. STRENGTH OF SCHEDULE	TEAM RPI	ADJ RPI	CONF. RPI	ADJ CONF. RPI	
Average RPI Loss:	60										
DIV. I ONLY		19-4-0	.82609 13	8-2-0	86	37	22	.6199 22	2	2	
DIV. I NON-CONF.		19-4-0	.82609 18	8-2-0	82	38	19	.6199 20	2	2	
<hr/>											
TOTALS	RPI 1-25	RPI 26-50		W-L RECORDS	RPI 51-100		RPI 101-150		RPI 150+		
19-4-0	3-0-0	1-3-0		OVERALL	4-0-0		3-1-0		8-0-0		
10-3-0	1-0-0	1-3-0		HOME	1-0-0		1-0-0		6-0-0		
1-0-0	1-0-0	0-0-0		AWAY	0-0-0		0-0-0		0-0-0		
8-1-0	1-0-0	0-0-0		NEUTRAL	3-0-0		2-1-0		2-0-0		
19-4-0	3-0-0	1-3-0		NON-CONFERENCE	4-0-0		3-1-0		8-0-0		
10-3-0	1-0-0	1-3-0		HOME	1-0-0		1-0-0		6-0-0		
1-0-0	1-0-0	0-0-		AWAY	0-0-0		0-0-0		0-0-0		
8-1-0	1-0-0	0-0-0		NEUTRAL	3-0-0		2-1-0		2-0-0		
0-0-0	0-0-0	0-0-0		CONFERENCE	0-0-0		0-0-0		0-0-0		
0-0-0	0-0-0	0-0-0		HOME	0-0-0		0-0-0		0-0-0		
0-0-0	0-0-0	0-0-0		AWAY	0-0-0		0-0-0		0-0-0		
0-0-0	0-0-0	0-0-0		NEUTRAL	0-0-0		0-0-0		0-0-0		
RPI S	Opponent	Score	RPI S	Opponent	Score	RPI S	Opponent	Score	RPI S	Opponent	Score
6 A	LSU	7 5	31 H	Colorado St.	0 5	54 N	Seattle U	6 4	119 N	CSUN	3 2
16 H	Northwestern	1 0	36 H	UNLV	1 4	67 H	Iowa St.	2 1	119 N	CSUN	2 0
24 N	Michigan	7 1	36 H	UNLV	0 1	89 N	Bradley	12 5	136 H	Pacific	6 1
			47 H	North Dakota St.	3 2	90 N	Memphis	5 1	138 N	Weber St.	1 2
									162 N	Western Mich.	5 1
									168 H	Bucknell	2 1
									170 N	Kansas	12 3
									172 H	Cal Poly	13 5
									189 H	UMass Lowell	4 3
									189 H	UMass Lowell	7 6
									230 H	Montana	8 0
									230 H	Montana	7 3
<hr/>											
LAST 10 GAMES											
36 H	UNLV	1 4	172 H	Cal Poly	13 5						
36 H	UNLV	0 1	47 H	North Dakota St.	3 2						
189 H	UMass Lowell	4 3	230 H	Montana	8 0						
168 H	Bucknell	2 1	230 H	Montana	7 3						
189 H	UMass Lowell	7 6	16 H	Northwestern	1 0						

Non-Div. I Games:

Stanford

Average RPI Win:		115	WON-LOST RECORD		WINNING PCT. RANK		LAST 10 GAMES		STRENGTH OF SCHEDULE		OPP. STRENGTH OF SCHEDULE		TEAM RPI		ADJ RPI		CONF. RPI		ADJ CONF. RPI		
DIV. I ONLY			15-5-0		.75 29		8-2-0		45		24		23		.61419 23		14		14		
DIV. I NON-CONF.			15-5-0		.75 32		8-2-0		47		21		22		.61419 23		14		14		
TOTALS		RPI 1-25		RPI 26-50		W-L RECORDS		RPI 51-100		RPI 101-150		RPI 150+									
15-5-0		2-3-0		2-1-0		OVERALL		3-1-0		3-0-0		5-0-0									
4-0-0		0-0-0		0-0-0		HOME		0-0-0		1-0-0		3-0-0									
1-2-0		0-1-0		0-1-0		AWAY		0-0-0		1-0-0		0-0-0									
10-3-0		2-2-0		2-0-0		NEUTRAL		3-1-0		1-0-0		2-0-0									
15-5-0		2-3-0		2-1-0		NON-CONFERENCE		3-1-0		3-0-0		5-0-0									
4-0-0		0-0-0		0-0-0		HOME		0-0-0		1-0-0		3-0-0									
1-2-0		0-1-0		0-0-		AWAY		0-0-0		1-0-0		0-0-0									
10-3-0		2-2-0		2-0-0		NEUTRAL		3-1-0		1-0-0		2-0-0									
0-0-0		0-0-0		0-0-0		CONFERENCE		0-0-0		0-0-0		0-0-0									
0-0-0		0-0-0		0-0-0		HOME		0-0-0		0-0-0		0-0-0									
0-0-0		0-0-0		0-0-0		AWAY		0-0-0		0-0-0		0-0-0									
0-0-0		0-0-0		0-0-0		NEUTRAL		0-0-0		0-0-0		0-0-0									
RPI	S	Opponent		Score		RPI	S	Opponent		Score		RPI	S	Opponent		Score					
7	N	Kentucky		1	6	32	A	Arizona St.		4	6	51	N	Fla. Atlantic		6	1				
8	A	Arizona		6	8	35	N	Drake		8	0	69	N	California		2	7				
10	N	Tennessee		6	2	41	N	Oregon		9	1	83	N	Kent St.		8	1				
12	N	Minnesota		1	5							93	N	New Mexico St.		2	0				
24	N	Michigan		3	0																
						LAST 10 GAMES															
						109 N Boston College						9	0	203 N Lehigh						12	3
						287 H Morgan St.						15	1	93 N New Mexico St.						2	0
						212 H Binghamton						15	0	178 N South Dakota						9	1
						120 H Rutgers						10	1	32 A Arizona St.						4	6
						151 H Saint Joseph's						14	2	24 N Michigan						3	0

**Non-Div. I Games:**

James Madison

Average RPI Win: 79		WON-LOST RECORD		WINNING PCT. RANK		LAST 10 GAMES		STRENGTH OF SCHEDULE		OPP. STRENGTH OF SCHEDULE		TEAM RPI		ADJ RPI		CONF. RPI		ADJ CONF. RPI									
DIV. I ONLY		15-10-0		.6 89		8-2-0		14		5		24		.61197 24		4		4									
DIV. I NON-CONF.		15-10-0		.6 93		8-2-0		15		4		24		.61197 24		5		5									
TOTALS		RPI 1-25		RPI 26-50		W-L RECORDS		RPI 51-100		RPI 101-150		RPI 150+															
15-10-0		2-6-0		2-2-0		OVERALL		7-1-0		3-0-0		1-1-0															
3-0-0		0-0-0		0-0-0		HOME		3-0-0		0-0-0		0-0-0															
2-4-0		0-2-0		2-2-0		AWAY		0-0-0		0-0-0		0-0-0															
10-6-0		2-4-0		0-0-0		NEUTRAL		4-1-0		3-0-0		1-1-0															
15-10-0		2-6-0		2-2-0		NON-CONFERENCE		7-1-0		3-0-0		1-1-0															
3-0-0		0-0-0		0-0-0		HOME		3-0-0		0-0-0		0-0-0															
2-4-0		0-2-0		2-0-		AWAY		0-0-0		0-0-0		0-0-0															
10-6-0		2-4-0		0-0-0		NEUTRAL		4-1-0		3-0-0		1-1-0															
0-0-0		0-0-0		0-0-0		CONFERENCE		0-0-0		0-0-0		0-0-0															
0-0-0		0-0-0		0-0-0		HOME		0-0-0		0-0-0		0-0-0															
0-0-0		0-0-0		0-0-0		AWAY		0-0-0		0-0-0		0-0-0															
0-0-0		0-0-0		0-0-0		NEUTRAL		0-0-0		0-0-0		0-0-0															
RPI	S	Opponent		Score		RPI	S	Opponent		Score		RPI	S	Opponent		Score											
2	N	UCLA		3	1	27	A	North Carolina		3	8	55	N	Louisville		6	0	106	N	Illinois St.	11	4					
3	N	Washington		4	2	27	A	North Carolina		2	4	55	N	Louisville		1	2	119	N	CSUN	8	0					
6	A	LSU		0	2	32	A	Arizona St.		7	6	82	N	NC State		4	3	119	N	CSUN	1	0					
6	A	LSU		1	2	38	A	South Fla.		10	1	83	H	Kent St.		8	0	178	N	South Dakota	4	6					
8	N	Arizona		1	2							83	H	Kent St.		8	1	203	N	Lehigh	5	0					
9	N	Florida		0	6							83	H	Kent St.		18	1										
22	N	Stanford		1	7							90	N	Memphis		4	2										
23	N	James Madison		0	3							93	N	New Mexico St.		3	0										
						LAST 10 GAMES																					
						83 H Kent St.						8	0	203 N Lehigh						5	0						
						27 A North Carolina						2	4	93 N New Mexico St.						3	0						
						83 H Kent St.						8	1	32 A Arizona St.						7	6						
						83 H Kent St.						18	1	23 N James Madison						0	3						
						178 N South Dakota						4	6	119 N CSUN						1	0						

Non-Div. I Games:

Michigan





Average RPI Win:		121	WON-LOST RECORD		WINNING PCT. RANK		LAST 10 GAMES		STRENGTH OF SCHEDULE		OPP. STRENGTH OF SCHEDULE		TEAM RPI		ADJ RPI		CONF. RPI		ADJ CONF. RPI				
DIV. I ONLY			25-6-0		.80645		16	6-4-0		102		60		27		.60679		26	4		4		
DIV. I NON-CONF.			25-5-0		.83333		16	6-3-0		111		60		26		.60919		27	5		5		
TOTALS		RPI 1-25		RPI 26-50		W-L RECORDS		RPI 51-100		RPI 101-150		RPI 150+											
25-6-0		1-1-0		2-0-0		OVERALL		7-3-0		7-1-0		8-1-0											
3-2-0		0-1-0		0-0-0		HOME		1-1-0		0-0-0		2-0-0											
6-1-0		1-0-0		0-0-0		AWAY		2-1-0		2-0-0		1-0-0											
16-3-0		0-0-0		2-0-0		NEUTRAL		4-1-0		5-1-0		5-1-0											
25-5-0		1-0-0		2-0-0		NON-CONFERENCE		7-3-0		7-1-0		8-1-0											
3-1-0		0-0-0		0-0-0		HOME		1-1-0		0-0-0		2-0-0											
6-1-0		1-0-0		0-0-		AWAY		2-1-0		2-0-0		1-0-0											
16-3-0		0-0-0		2-0-0		NEUTRAL		4-1-0		5-1-0		5-1-0											
0-1-0		0-1-0		0-0-0		CONFERENCE		0-0-0		0-0-0		0-0-0											
0-1-0		0-1-0		0-0-0		HOME		0-0-0		0-0-0		0-0-0											
0-0-0		0-0-0		0-0-0		AWAY		0-0-0		0-0-0		0-0-0											
0-0-0		0-0-0		0-0-0		NEUTRAL		0-0-0		0-0-0		0-0-0											
RPI	S	Opponent		Score		RPI	S	Opponent		Score		RPI	S	Opponent		Score		RPI	S	Opponent		Score	
6	A	LSU		7	3	38	N	South Fla.		3	2	51	A	Fla. Atlantic		4	1	101	N	Loyola Chicago		1	0
16	H	Northwestern		0	5	39	N	Georgia		6	4	59	N	USC Upstate		2	0	101	N	Loyola Chicago		3	1
												59	N	USC Upstate		6	4	106	N	Illinois St.		2	0
												68	N	SFA		0	1	106	N	Illinois St.		0	3
												80	N	Syracuse		5	1	115	A	Duke		3	0
												80	N	Syracuse		6	5	115	A	Duke		3	1
												85	H	Ohio		6	4	126	N	Virginia		9	1
												85	H	Ohio		1	4	130	N	St. John's (NY)		11	0
												91	A	FGCU		2	0	151	N	Saint Joseph's		2	1
												91	A	FGCU		1	3	153	N	Furman		1	5
																		183	N	Bethune-Cookman		2	1
																		190	H	Toledo		9	6
																		196	H	Saint Francis (PA)		13	6
																		200	A	Mercer		8	7
																		209	N	Seton Hall		6	2
																		241	N	Akron		8	1
																		274	N	N.C. A&T		7	1
						LAST 10 GAMES																	
						91	A	FGCU		2	0	190	H	Toledo		9	6						
						85	H	Ohio		6	4	91	A	FGCU		1	3						
						196	H	Saint Francis (PA)		13	6	153	N	Furman		1	5						
						16	H	Northwestern		0	5	38	N	South Fla.		3	2						
						85	H	Ohio		1	4	59	N	USC Upstate		6	4						

Non-Div. I Games:

Indiana

[illegible]

**Non-Div. I Games:**

North Carolina

Average RPI Win:	137	WON-LOST	WINNING	LAST 10	STRENGTH OF	OPP. STRENGTH	TEAM	ADJ	CONF.	ADJ CONF.		
Average RPI Loss:	47	RECORD	PCT. RANK	GAMES	SCHEDULE	OF SCHEDULE	RPI	RPI	RPI	RPI		
DIV. I ONLY		21-4-0	.84	10	8-2-0	105	81	25	.60594	28	5	5
DIV. I NON-CONF.		16-3-0	.84211	15	3-1-0	182	92	36	.58341	38	4	4
<hr/>												
TOTALS	RPI 1-25	RPI 26-50		W-L RECORDS		RPI 51-100		RPI 101-150		RPI 150+		
21-4-0	0-0-0	3-3-0		OVERALL		7-1-0		2-0-0		9-0-0		
2-1-0	0-0-0	2-1-0		HOME		0-0-0		0-0-0		0-0-0		
8-2-0	0-0-0	1-2-0		AWAY		3-0-0		0-0-0		4-0-0		
11-1-0	0-0-0	0-0-0		NEUTRAL		4-1-0		2-0-0		5-0-0		
<hr/>												
16-3-0	0-0-0	1-2-0		NON-CONFERENCE		4-1-0		2-0-0		9-0-0		
0-0-0	0-0-0	0-0-0		HOME		0-0-0		0-0-0		0-0-0		
5-2-0	0-0-0	1-0-		AWAY		0-0-0		0-0-0		4-0-0		
11-1-0	0-0-0	0-0-0		NEUTRAL		4-1-0		2-0-0		5-0-0		
<hr/>												
5-1-0	0-0-0	2-1-0		CONFERENCE		3-0-0		0-0-0		0-0-0		
2-1-0	0-0-0	2-1-0		HOME		0-0-0		0-0-0		0-0-0		
3-0-0	0-0-0	0-0-0		AWAY		3-0-0		0-0-0		0-0-0		
0-0-0	0-0-0	0-0-0		NEUTRAL		0-0-0		0-0-0		0-0-0		
<hr/>												
RPI	S	Opponent	Score	RPI	S	Opponent	Score	RPI	S	Opponent	Score	
				38	A	South Fla.	2 7	63	N	Texas St.	5 17	
				39	A	Georgia	7 6	63	N	Texas St.	10 0	
				39	A	Georgia	0 8	73	N	Wichita St.	11 3	
				49	H	Georgia Tech	5 1	82	A	NC State	1 0	
				49	H	Georgia Tech	7 10	82	A	NC State	12 1	
				49	H	Georgia Tech	5 4	82	A	NC State	4 2	
								96	N	Purdue	5 0	
								96	N	Purdue	7 5	

Non-Div. I Games:

Virginia Tech

[illegible]

**Non-Div. I Games:**

Arkansas

Average RPI Win:		135	WON-LOST RECORD		WINNING PCT. RANK		LAST 10 GAMES		STRENGTH OF SCHEDULE		OPP. STRENGTH OF SCHEDULE		TEAM RPI	ADJ RPI		CONF. RPI	ADJ CONF. RPI						
DIV. I ONLY			21-7-0		.75		29		5-5-0		69		41		29	.60058	30	1	1				
DIV. I NON-CONF.			20-2-0		.90909		7		4-0-0		163		87		23	.60935	26	1	1				
TOTALS		RPI 1-25		RPI 26-50		W-L RECORDS		RPI 51-100		RPI 101-150		RPI 150+											
21-7-0		1-3-0		2-4-0		OVERALL		5-0-0		5-0-0		8-0-0											
10-3-0		0-3-0		0-0-0		HOME		3-0-0		2-0-0		5-0-0											
3-2-0		0-0-0		2-2-0		AWAY		0-0-0		0-0-0		1-0-0											
8-2-0		1-0-0		0-2-0		NEUTRAL		2-0-0		3-0-0		2-0-0											
20-2-0		1-0-0		1-2-0		NON-CONFERENCE		5-0-0		5-0-0		8-0-0											
10-0-0		0-0-0		0-0-0		HOME		3-0-0		2-0-0		5-0-0											
2-0-0		0-0-0		1-0-		AWAY		0-0-0		0-0-0		1-0-0											
8-2-0		1-0-0		0-2-0		NEUTRAL		2-0-0		3-0-0		2-0-0											
1-5-0		0-3-0		1-2-0		CONFERENCE		0-0-0		0-0-0		0-0-0											
0-3-0		0-3-0		0-0-0		HOME		0-0-0		0-0-0		0-0-0											
1-2-0		0-0-0		1-2-0		AWAY		0-0-0		0-0-0		0-0-0											
0-0-0		0-0-0		0-0-0		NEUTRAL		0-0-0		0-0-0		0-0-0											
RPI	S	Opponent		Score		RPI	S	Opponent		Score		RPI	S	Opponent		Score							
7	H	Kentucky		0 5		27	N	North Carolina		0 4		60	H	UNC Greensboro		11 3		114	N	Middle Tenn.		6 4	
7	H	Kentucky		1 5		29	A	Arkansas		4 7		70	N	Troy		10 2		115	N	Duke		3 2	
7	H	Kentucky		2 11		29	A	Arkansas		9 6		81	H	Coastal Caro.		7 4		118	N	Ball St.		15 1	
21	N	Notre Dame		7 4		29	A	Arkansas		2 3		85	H	Ohio		4 2		130	H	St. John's (NY)		9 1	
						38	A	South Fla.		8 1		87	N	BYU		4 3		137	H	Campbell		16 7	
						43	N	Baylor		1 4								159	A	Charlotte		9 1	
																		162	N	Western Mich.		7 2	
																		193	H	Winthrop		3 0	
																		193	N	Winthrop		15 1	
																		248	H	Charleston So.		9 1	
																		265	H	Bryant		7 0	
																		265	H	Bryant		10 2	
																		266	H	Youngstown St.		10 1	
LAST 10 GAMES																							
						266	H	Youngstown St.		10 1		265	H	Bryant		7 0							
						265	H	Bryant		10 2		7	H	Kentucky		1 5							
						29	A	Arkansas		9 6		7	H	Kentucky		2 11							
						29	A	Arkansas		4 7		7	H	Kentucky		0 5							
						29	A	Arkansas		2 3		193	H	Winthrop		3 0							

Non-Div. I Games:

South Carolina

Average RPI Win:		131	WON-LOST RECORD		WINNING PCT. RANK		LAST 10 GAMES		STRENGTH OF SCHEDULE		OPP. STRENGTH OF SCHEDULE		TEAM RPI		ADJ RPI		CONF. RPI		ADJ CONF. RPI					
DIV. I ONLY			20-4-0		.83333		11		10-0-0		154		35		30		.59789		31		7		7	
DIV. I NON-CONF.			17-4-0		.80952		22		7-0-0		202		37		39		.57758		40		7		7	
TOTALS		RPI 1-25		RPI 26-50		W-L RECORDS		RPI 51-100		RPI 101-150		RPI 150+												
20-4-0		2-1-0		0-0-0		OVERALL		5-2-0		5-0-0		8-1-0												
11-1-0		0-0-0		0-0-0		HOME		5-1-0		1-0-0		5-0-0												
1-0-0		1-0-0		0-0-0		AWAY		0-0-0		0-0-0		0-0-0												
8-3-0		1-1-0		0-0-0		NEUTRAL		0-1-0		4-0-0		3-1-0												
17-4-0		2-1-0		0-0-0		NON-CONFERENCE		2-2-0		5-0-0		8-1-0												
8-1-0		0-0-0		0-0-0		HOME		2-1-0		1-0-0		5-0-0												
1-0-0		1-0-0		0-0-		AWAY		0-0-0		0-0-0		0-0-0												
8-3-0		1-1-0		0-0-0		NEUTRAL		0-1-0		4-0-0		3-1-0												
3-0-0		0-0-0		0-0-0		CONFERENCE		3-0-0		0-0-0		0-0-0												
3-0-0		0-0-0		0-0-0		HOME		3-0-0		0-0-0		0-0-0												
0-0-0		0-0-0		0-0-0		AWAY		0-0-0		0-0-0		0-0-0												
0-0-0		0-0-0		0-0-0		NEUTRAL		0-0-0		0-0-0		0-0-0												
RPI	S	Opponent		Score		RPI	S	Opponent		Score		RPI	S	Opponent		Score								
2	N	UCLA		0 3				57 H Fresno St.		8 4		103	N	UTSA		4 0								
13	N	Oklahoma St.		2 1				57 H Fresno St.		11 5		110	N	Utah		6 1								
22	A	Stanford		5 0				57 H Fresno St.		12 4		122	H	Nebraska		12 9								
								63 H Texas St.		3 7		136	N	Pacific		10 0								
								67 N Iowa St.		5 6		143	N	Portland St.		7 0								
								80 H Syracuse		8 0		172	N	Cal Poly		1 2								
								80 H Syracuse		8 6		173	H	Stony Brook		9 1								
												183	N	Bethune-Cookman		7 0								
												197	N	Abilene Christian		5 1								
												197	N	Abilene Christian		3 2								
												210	H	Dayton		14 3								
												210	H	Dayton		10 0								
												211	H	Idaho St.		16 0								
												252	H	Wagner		8 0								
LAST 10 GAMES																								
210	H	Dayton		10 0		57	H	Fresno St.		11 5														
110	N	Utah		6 1		57	H	Fresno St.		12 4														
63	H	Texas St.		3 7		57	H	Fresno St.		8 4														
103	N	UTSA		4 0		80	H	Syracuse		8 0														
197	N	Abilene Christian		3 2		80	H	Syracuse		8 6														

**Non-Div. I Games:**

Colorado St.

Average RPI Win:	133	WON-LOST RECORD	WINNING PCT. RANK	LAST 10 GAMES	STRENGTH OF SCHEDULE	OPP. STRENGTH OF SCHEDULE	TEAM RPI	ADJ RPI	CONF. RPI	ADJ CONF. RPI				
DIV. I ONLY		22-8-0	.73333	40	8-2-0	74	22	31	.59786	32	2	2		
DIV. I NON-CONF.		20-7-0	.74074	40	6-1-0	115	20	35	.58724	35	2	2		
<hr/>														
TOTALS	RPI 1-25	RPI 26-50		W-L RECORDS		RPI 51-100		RPI 101-150		RPI 150+				
22-8-0	2-5-0	2-3-0		OVERALL		2-0-0		4-0-0		12-0-0				
18-7-0	2-4-0	2-3-0		HOME		1-0-0		3-0-0		10-0-0				
0-0-0	0-0-0	0-0-0		AWAY		0-0-0		0-0-0		0-0-0				
4-1-0	0-1-0	0-0-0		NEUTRAL		1-0-0		1-0-0		2-0-0				
20-7-0	2-5-0	0-2-0		NON-CONFERENCE		2-0-0		4-0-0		12-0-0				
16-6-0	2-4-0	0-2-0		HOME		1-0-0		3-0-0		10-0-0				
0-0-0	0-0-0	0-0-		AWAY		0-0-0		0-0-0		0-0-0				
4-1-0	0-1-0	0-0-0		NEUTRAL		1-0-0		1-0-0		2-0-0				
2-1-0	0-0-0	2-1-0		CONFERENCE		0-0-0		0-0-0		0-0-0				
2-1-0	0-0-0	2-1-0		HOME		0-0-0		0-0-0		0-0-0				
0-0-0	0-0-0	0-0-0		AWAY		0-0-0		0-0-0		0-0-0				
0-0-0	0-0-0	0-0-0		NEUTRAL		0-0-0		0-0-0		0-0-0				
RPI	S	Opponent	Score		RPI	S	Opponent	Score		RPI	S	Opponent	Score	
5	H	Texas	4	11	34	H	Oregon St.	1	5	53	N	Texas A&M	5	4
5	H	Texas	9	6	34	H	Oregon St.	12	4	93	H	New Mexico St.	17	1
9	H	Florida	2	7	34	H	Oregon St.	18	2			Illinois St.	9	6
13	H	Oklahoma St.	0	2	40	H	Missouri	0	8			CSUN	8	2
14	N	Texas Tech	0	8	45	H	Wisconsin	1	5			Nebraska	6	5
23	H	James Madison	6	4								Weber St.	21	1
24	H	Michigan	6	7								Utah St.	10	2
												Western Mich.	8	4
												Kansas	14	6
												Cal Poly	11	1
												South Dakota	12	0
												Central Mich.	8	2
												Bethune-Cookman	4	1
												Princeton	20	5
												Princeton	14	5
												Lehigh	4	1
												Lehigh	14	0
												San Diego	12	3
LAST 10 GAMES														
					34	H	Oregon St.	18	2	203	H	Lehigh	4	1
					34	H	Oregon St.	12	4	93	H	New Mexico St.	17	1
					34	H	Oregon St.	1	5	24	H	Michigan	6	7
					203	H	Lehigh	14	0	23	H	James Madison	6	4
					178	H	South Dakota	12	0	5	H	Texas	9	6

Non-Div. I Games:

Arizona St.



Average RPI Win: 133		WON-LOST	WINNING	LAST 10	STRENGTH OF		OPP. STRENGTH	TEAM	ADJ	CONF.	ADJ CONF.
Average RPI Loss: 37		RECORD	PCT. RANK	GAMES	SCHEDULE		OF SCHEDULE	RPI	RPI	RPI	RPI
DIV. I ONLY		19-8-0	.7037	47	7-3-0		60	42	35	.59781	33
DIV. I NON-CONF.		19-5-0	.79167	24	7-0-0		80	71	29	.60611	29
TOTALS		RPI 1-25	RPI 26-50		W-L RECORDS		RPI 51-100		RPI 101-150		RPI 150+
19-8-0		0-4-0	5-1-0		OVERALL		2-3-0		5-0-0		7-0-0
14-2-0		0-0-0	4-1-0		HOME		1-1-0		3-0-0		6-0-0
2-3-0		0-3-0	0-0-0		AWAY		1-0-0		1-0-0		0-0-0
3-3-0		0-1-0	1-0-0		NEUTRAL		0-2-0		1-0-0		1-0-0
19-5-0		0-1-0	5-1-0		NON-CONFERENCE		2-3-0		5-0-0		7-0-0
14-2-0		0-0-0	4-1-0		HOME		1-1-0		3-0-0		6-0-0
2-0-0		0-0-0	0-0-		AWAY		1-0-0		1-0-0		0-0-0
3-3-0		0-1-0	1-0-0		NEUTRAL		0-2-0		1-0-0		1-0-0
0-3-0		0-3-0	0-0-0		CONFERENCE		0-0-0		0-0-0		0-0-0
0-0-0		0-0-0	0-0-0		HOME		0-0-0		0-0-0		0-0-0
0-3-0		0-3-0	0-0-0		AWAY		0-0-0		0-0-0		0-0-0
0-0-0		0-0-0	0-0-0		NEUTRAL		0-0-0		0-0-0		0-0-0
RPI S	Opponent	Score	RPI S	Opponent	Score	RPI S	Opponent	Score	RPI S	Opponent	Score
3 N	Washington	5 7	37 N	UCF	11 3	66 N	Southern Ill.	1 4	112 N	Sacramento St.	8 5
7 A	Kentucky	8 9	48 H	Louisiana Tech	7 4	68 H	SFA	3 0	114 H	Middle Tenn.	8 2
7 A	Kentucky	1 4	48 H	Louisiana Tech	5 4	68 H	SFA	0 1	115 A	Duke	3 2
7 A	Kentucky	0 8	49 H	Georgia Tech	9 0	85 N	Ohio	4 5	128 H	UT Martin	9 1
			49 H	Georgia Tech	4 6	90 A	Memphis	10 7	129 H	Southeastern La.	4 3
			49 H	Georgia Tech	4 2				170 N	Kansas	6 3
									191 H	Valparaiso	10 0
									191 H	Valparaiso	8 3
									208 H	Alabama St.	3 1
									257 H	Alcorn	6 0
									261 H	Mississippi Val.	15 0
									261 H	Mississippi Val.	3 0
LAST 10 GAMES											
49 H	Georgia Tech	4 6	7 A	Kentucky	1 4						
49 H	Georgia Tech	9 0	7 A	Kentucky	8 9						
68 H	SFA	0 1	7 A	Kentucky	0 8						
191 H	Valparaiso	10 0	48 H	Louisiana Tech	5 4						
191 H	Valparaiso	8 3	48 H	Louisiana Tech	7 4						

Non-Div. I Games:

Mississippi St.

Average RPI Win:		118	WON-LOST RECORD		WINNING PCT. RANK		LAST 10 GAMES		STRENGTH OF SCHEDULE		OPP. STRENGTH OF SCHEDULE		TEAM RPI		ADJ RPI		CONF. RPI		ADJ CONF. RPI					
DIV. I ONLY			17-7-0		.70833		44		5-5-0		56		31		32		.5959		34		2		2	
DIV. I NON-CONF.			16-5-0		.7619		28		4-3-0		88		32		30		.59609		30		2		2	
TOTALS		RPI 1-25		RPI 26-50				W-L RECORDS				RPI 51-100				RPI 101-150				RPI 150+				
17-7-0		0-3-0		2-2-0				OVERALL				4-1-0				6-1-0				5-0-0				
0-0-0		0-0-0		0-0-0				HOME				0-0-0				0-0-0				0-0-0				
5-4-0		0-1-0		1-2-0				AWAY				2-1-0				2-0-0				0-0-0				
12-3-0		0-2-0		1-0-0				NEUTRAL				2-0-0				4-1-0				5-0-0				
16-5-0		0-3-0		1-0-0				NON-CONFERENCE				4-1-0				6-1-0				5-0-0				
0-0-0		0-0-0		0-0-0				HOME				0-0-0				0-0-0				0-0-0				
4-2-0		0-1-0		0-0-				AWAY				2-1-0				2-0-0				0-0-0				
12-3-0		0-2-0		1-0-0				NEUTRAL				2-0-0				4-1-0				5-0-0				
1-2-0		0-0-0		1-2-0				CONFERENCE				0-0-0				0-0-0				0-0-0				
0-0-0		0-0-0		0-0-0				HOME				0-0-0				0-0-0				0-0-0				
1-2-0		0-0-0		1-2-0				AWAY				0-0-0				0-0-0				0-0-0				
0-0-0		0-0-0		0-0-0				NEUTRAL				0-0-0				0-0-0				0-0-0				
RPI	S	Opponent		Score		RPI	S	Opponent		Score		RPI	S	Opponent		Score		RPI	S	Opponent		Score		
4	A	Oklahoma		0	3	32	A	Arizona St.		5	1	54	N	Seattle U		6	4	104	N	Nevada		5	1	
15	N	Ole Miss		0	2	32	A	Arizona St.		2	18	57	N	Fresno St.		5	0	119	N	CSUN		8	0	
18	N	Louisiana		0	8	32	A	Arizona St.		4	12	75	A	Loyola Marymount		6	2	136	A	Pacific		12	3	
						40	N	Missouri		4	3	84	A	Long Beach St.		4	6	136	A	Pacific		8	0	
												84	A	Long Beach St.		4	2	138	N	Weber St.		4	3	
																		141	N	New Mexico		5	6	
																		141	N	New Mexico		5	3	
																		162	N	Western Mich.		8	3	
																		172	N	Cal Poly		3	0	
																		176	N	Western Caro.		2	0	
																		176	N	Western Caro.		7	0	
																		205	N	California Baptist		2	0	
LAST 10 GAMES																								
32 A Arizona St.						2	18	176 N Western Caro.						7	0									
136 A Pacific						12	3	141 N New Mexico						5	3									
32 A Arizona St.						4	12	141 N New Mexico						5	6									
32 A Arizona St.						5	1	75 A Loyola Marymount						6	2									
176 N Western Caro.						2	0	18 N Louisiana						0	8									

**Non-Div. I Games:**

Oregon St.

## Drake

Through Games Of March 17, 2019

Average RPI Win: 119		WON-LOST	WINNING	LAST 10	STRENGTH OF	OPP. STRENGTH	TEAM	ADJ	CONF.	ADJ CONF.								
Average RPI Loss: 22		RECORD	PCT. RANK	GAMES	SCHEDULE	OF SCHEDULE	RPI	RPI	RPI	RPI								
DIV. I ONLY		14-13-0	.51852	130	4-6-0	3	36	33	.59543	35	11	11						
DIV. I NON-CONF.		12-12-0	.5	130	2-5-0	1	28	31	.59159	31	11	11						
<hr/>																		
TOTALS		RPI 1-25		RPI 26-50		W-L RECORDS		RPI 51-100		RPI 101-150		RPI 150+						
14-13-0		0-11-0		1-0-0		OVERALL		7-2-0		1-0-0		5-0-0						
0-0-0		0-0-0		0-0-0		HOME		0-0-0		0-0-0		0-0-0						
3-6-0		0-5-0		1-0-0		AWAY		2-1-0		0-0-0		0-0-0						
11-7-0		0-6-0		0-0-0		NEUTRAL		5-1-0		1-0-0		5-0-0						
12-12-0		0-11-0		1-0-0		NON-CONFERENCE		5-1-0		1-0-0		5-0-0						
0-0-0		0-0-0		0-0-0		HOME		0-0-0		0-0-0		0-0-0						
1-5-0		0-5-0		1-0-		AWAY		0-0-0		0-0-0		0-0-0						
11-7-0		0-6-0		0-0-0		NEUTRAL		5-1-0		1-0-0		5-0-0						
2-1-0		0-0-0		0-0-0		CONFERENCE		2-1-0		0-0-0		0-0-0						
0-0-0		0-0-0		0-0-0		HOME		0-0-0		0-0-0		0-0-0						
2-1-0		0-0-0		0-0-0		AWAY		2-1-0		0-0-0		0-0-0						
0-0-0		0-0-0		0-0-0		NEUTRAL		0-0-0		0-0-0		0-0-0						
RPI	S	Opponent		Score		RPI	S	Opponent		Score		RPI	S	Opponent		Score		
4	A	Oklahoma		2	5	29	A	Arkansas		3	1	56	N	Grand Canyon		3	1	
8	A	Arizona		4	9							142	N	SIUE		3	2	
8	A	Arizona		0	4							66	A	Southern Ill.		6	4	
12	N	Minnesota		0	2							66	A	Southern Ill.		6	0	
12	N	Minnesota		1	4							66	A	Southern Ill.		0	1	
14	N	Texas Tech		0	1							71	N	South Dakota St.		4	6	
14	N	Texas Tech		0	4							74	N	Southeast Mo. St.		6	1	
16	N	Northwestern		1	2							74	N	Southeast Mo. St.		6	2	
17	A	Auburn		0	2							74	N	Southeast Mo. St.		7	5	
23	N	James Madison		0	8							83	N	Kent St.		8	0	
25	A	Tulsa		2	3													
<hr/>																		
LAST 10 GAMES																		
66 A Southern Ill.						6	4	16 N Northwestern						1	2			
66 A Southern Ill.						0	1	56 N Grand Canyon						3	1			
66 A Southern Ill.						6	0	83 N Kent St.						8	0			
25 A Tulsa						2	3	12 N Minnesota						1	4			
4 A Oklahoma						2	5	23 N James Madison						0	8			

Non-Div. I Games:

Drake

Average RPI Win: 149		WON-LOST	WINNING	LAST 10	STRENGTH OF	OPP. STRENGTH	TEAM	ADJ	CONF.	ADJ CONF.							
Average RPI Loss: 94		RECORD	PCT. RANK	GAMES	SCHEDULE	OF SCHEDULE	RPI	RPI	RPI	RPI							
DIV. I ONLY		21-6-0	.77778	24	7-3-0	87	131	36	.59157	36	7	7					
DIV. I NON-CONF.		19-5-0	.79167	24	5-2-0	172	154	43	.57006	43	7	7					
<hr/>																	
TOTALS		RPI 1-25		RPI 26-50		W-L RECORDS		RPI 51-100		RPI 101-150		RPI 150+					
21-6-0		4-1-0		0-0-0		OVERALL		2-3-0		4-1-0		11-1-0					
12-2-0		2-1-0		0-0-0		HOME		1-1-0		1-0-0		8-0-0					
3-1-0		2-0-0		0-0-0		AWAY		1-1-0		0-0-0		0-0-0					
6-3-0		0-0-0		0-0-0		NEUTRAL		0-1-0		3-1-0		3-1-0					
<hr/>																	
19-5-0		2-0-0		0-0-0		NON-CONFERENCE		2-3-0		4-1-0		11-1-0					
10-1-0		0-0-0		0-0-0		HOME		1-1-0		1-0-0		8-0-0					
3-1-0		2-0-0		0-0-		AWAY		1-1-0		0-0-0		0-0-0					
6-3-0		0-0-0		0-0-0		NEUTRAL		0-1-0		3-1-0		3-1-0					
<hr/>																	
2-1-0		2-1-0		0-0-0		CONFERENCE		0-0-0		0-0-0		0-0-0					
2-1-0		2-1-0		0-0-0		HOME		0-0-0		0-0-0		0-0-0					
0-0-0		0-0-0		0-0-0		AWAY		0-0-0		0-0-0		0-0-0					
0-0-0		0-0-0		0-0-0		NEUTRAL		0-0-0		0-0-0		0-0-0					
<hr/>																	
RPI	S	Opponent		Score		RPI	S	Opponent		Score		RPI	S	Opponent		Score	
19	H	Boise St.		8 1								108	N	UC Riverside		6 1	
19	H	Boise St.		2 11								135	N	Austin Peay		3 1	
19	H	Boise St.		1 0								138	H	Weber St.		10 4	
22	A	Stanford		4 1								143	N	Portland St.		3 5	
22	A	Stanford		1 0								143	N	Portland St.		9 0	
												168	N	Bucknell		7 0	
												168	N	Bucknell		7 0	
												184	H	UTEP		5 2	
												189	N	UMass Lowell		0 1	
												195	H	North Dakota		10 1	
												206	N	Radford		8 3	
												209	H	Seton Hall		7 6	
												214	H	San Diego		11 0	
												226	H	Georgetown		9 2	
												254	H	Utah Valley		8 0	
												254	H	Utah Valley		2 0	
												288	H	Southern Utah		11 3	
<hr/>																	
LAST 10 GAMES																	
254	H	Utah Valley		8 0		168	N	Bucknell		7 0							
19	H	Boise St.		1 0		22	A	Stanford		1 0							
19	H	Boise St.		2 11		189	N	UMass Lowell		0 1							
19	H	Boise St.		8 1		168	N	Bucknell		7 0							
22	A	Stanford		4 1		214	H	San Diego		11 0							

Non-Div. I Games:

UNLV

Average RPI Win: 147		WON-LOST RECORD	WINNING PCT. RANK	LAST 10 GAMES	STRENGTH OF SCHEDULE	OPP. STRENGTH OF SCHEDULE	TEAM RPI	ADJ RPI	CONF. RPI	ADJ CONF. RPI											
Average RPI Loss: 31																					
DIV. I ONLY		19-9-0	.67857	56	7-3-0	63	34	37	.58635	37	6	6									
DIV. I NON-CONF.		19-9-0	.67857	60	7-3-0	59	35	34	.58635	36	6	6									
<hr/>																					
TOTALS		RPI 1-25		RPI 26-50		W-L RECORDS		RPI 51-100		RPI 101-150		RPI 150+									
19-9-0		0-6-0		3-2-0		OVERALL		2-0-0		3-0-0		11-1-0									
11-5-0		0-4-0		3-1-0		HOME		1-0-0		1-0-0		6-0-0									
2-1-0		0-1-0		0-0-0		AWAY		0-0-0		0-0-0		2-0-0									
6-3-0		0-1-0		0-1-0		NEUTRAL		1-0-0		2-0-0		3-1-0									
<hr/>																					
19-9-0		0-6-0		3-2-0		NON-CONFERENCE		2-0-0		3-0-0		11-1-0									
11-5-0		0-4-0		3-1-0		HOME		1-0-0		1-0-0		6-0-0									
2-1-0		0-1-0		0-0-		AWAY		0-0-0		0-0-0		2-0-0									
6-3-0		0-1-0		0-1-0		NEUTRAL		1-0-0		2-0-0		3-1-0									
<hr/>																					
0-0-0		0-0-0		0-0-0		CONFERENCE		0-0-0		0-0-0		0-0-0									
0-0-0		0-0-0		0-0-0		HOME		0-0-0		0-0-0		0-0-0									
0-0-0		0-0-0		0-0-0		AWAY		0-0-0		0-0-0		0-0-0									
0-0-0		0-0-0		0-0-0		NEUTRAL		0-0-0		0-0-0		0-0-0									
<hr/>																					
RPI	S	Opponent		Score		RPI	S	Opponent		Score		RPI	S	Opponent		Score					
1	H	Florida St.		3	9	33	N	Mississippi St.		3	11	81	H	Coastal Caro.		1	0				
1	H	Florida St.		1	2	44	H	Ohio St.		3	2	88	N	Chattanooga		4	1				
3	N	Washington		1	3	48	H	Louisiana Tech		0	3					109	H	Boston College		4	1
9	A	Florida		0	5	48	H	Louisiana Tech		5	2					112	N	Sacramento St.		6	5
12	H	Minnesota		0	7	48	H	Louisiana Tech		5	2					130	N	St. John's (NY)		6	0
15	H	Ole Miss		0	3											151	N	Saint Joseph's		3	0
																153	N	Furman		2	3
																157	H	Penn St.		3	2
																179	A	Stetson		9	1
																179	A	Stetson		6	1
																190	H	Toledo		2	1
																202	H	Pittsburgh		2	0
																202	H	Pittsburgh		9	1
																209	N	Seton Hall		9	0
																215	H	George Mason		7	0
																217	N	Northern Colo.		7	0
																236	H	Dartmouth		10	0
<hr/>																					
LAST 10 GAMES																					
						179	A	Stetson		6	1	88	N	Chattanooga		4	1				
						179	A	Stetson		9	1	151	N	Saint Joseph's		3	0				
							A	Florida		0	5	209	N	Seton Hall		9	0				
						130	N	St. John's (NY)		6	0	109	H	Boston College		4	1				
						153	N	Furman		2	3	1	H	Florida St.		3	9				

Non-Div. I Games:

UCF

Average RPI Win:		131	WON-LOST RECORD		WINNING PCT. RANK	LAST 10 GAMES	STRENGTH OF SCHEDULE		OPP. STRENGTH OF SCHEDULE	TEAM RPI	ADJ RPI	CONF. RPI	ADJ CONF. RPI				
DIV. I ONLY			22-12-0		.64706	66	7-3-0		52	30	40	.58376	38	6	6		
DIV. I NON-CONF.			22-12-0		.64706	72	7-3-0		51	30	38	.58376	37	6	6		
TOTALS		RPI 1-25		RPI 26-50		W-L RECORDS		RPI 51-100		RPI 101-150		RPI 150+					
22-12-0		1-6-0		2-3-0		OVERALL		4-2-0		6-1-0		9-0-0					
17-8-0		0-5-0		2-1-0		HOME		3-2-0		3-0-0		9-0-0					
1-0-0		1-0-0		0-0-0		AWAY		0-0-0		0-0-0		0-0-0					
4-4-0		0-1-0		0-2-0		NEUTRAL		1-0-0		3-1-0		0-0-0					
22-12-0		1-6-0		2-3-0		NON-CONFERENCE		4-2-0		6-1-0		9-0-0					
17-8-0		0-5-0		2-1-0		HOME		3-2-0		3-0-0		9-0-0					
1-0-0		1-0-0		0-0-		AWAY		0-0-0		0-0-0		0-0-0					
4-4-0		0-1-0		0-2-0		NEUTRAL		1-0-0		3-1-0		0-0-0					
0-0-0		0-0-0		0-0-0		CONFERENCE		0-0-0		0-0-0		0-0-0					
0-0-0		0-0-0		0-0-0		HOME		0-0-0		0-0-0		0-0-0					
0-0-0		0-0-0		0-0-0		AWAY		0-0-0		0-0-0		0-0-0					
0-0-0		0-0-0		0-0-0		NEUTRAL		0-0-0		0-0-0		0-0-0					
RPI	S	Opponent		Score		RPI	S	Opponent		Score		RPI	S	Opponent		Score	
8	A	Arizona		4	1	26	N	Indiana		2	3	63	H	Texas St.		3	0
8	H	Arizona		1	4	28	H	Virginia Tech		7	2	63	H	Texas St.		3	4
9	H	Florida		1	7	30	H	South Carolina		1	8	82	H	NC State		1	2
11	N	Alabama		0	2	45	H	Wisconsin		7	1	91	H	FGCU		1	0
12	H	Minnesota		0	3	50	N	Cal St. Fullerton		4	5	94	N	Iowa		1	0
12	H	Minnesota		0	3							96	H	Purdue		4	3
24	H	Michigan		1	10												

Non-Div. I Games:

South Fla.

G  
e  
o  
r  
g  
i  
a

## Georgia

Average RPI Win:	120	WON-LOST RECORD	WINNING PCT. RANK	LAST 10 GAMES	STRENGTH OF SCHEDULE	OPP. STRENGTH OF SCHEDULE	TEAM RPI	ADJ RPI	CONF. RPI	ADJ CONF. RPI	
DIV. I ONLY		13-11-0	.54167 117	4-6-0	9	50	38	.58187 40	1	1	
DIV. I NON-CONF.		11-7-0	.61111 89	2-2-0	100	36	64	.55104 65	1	1	
<hr/>											
TOTALS	RPI 1-25	RPI 26-50		W-L RECORDS	RPI 51-100		RPI 101-150		RPI 150+		
13-11-0	0-5-0	3-3-0		OVERALL	3-2-0		2-0-0		5-1-0		
2-1-0	0-0-0	2-1-0		HOME	0-0-0		0-0-0		0-0-0		
1-4-0	0-3-0	1-0-0		AWAY	0-1-0		0-0-0		0-0-0		
10-6-0	0-2-0	0-2-0		NEUTRAL	3-1-0		2-0-0		5-1-0		
11-7-0	0-2-0	1-2-0		NON-CONFERENCE	3-2-0		2-0-0		5-1-0		
0-0-0	0-0-0	0-0-0		HOME	0-0-0		0-0-0		0-0-0		
1-1-0	0-0-0	1-0-		AWAY	0-1-0		0-0-0		0-0-0		
10-6-0	0-2-0	0-2-0		NEUTRAL	3-1-0		2-0-0		5-1-0		
2-4-0	0-3-0	2-1-0		CONFERENCE	0-0-0		0-0-0		0-0-0		
2-1-0	0-0-0	2-1-0		HOME	0-0-0		0-0-0		0-0-0		
0-3-0	0-3-0	0-0-0		AWAY	0-0-0		0-0-0		0-0-0		
0-0-0	0-0-0	0-0-0		NEUTRAL	0-0-0		0-0-0		0-0-0		
RPI S	Opponent	Score	RPI S	Opponent	Score	RPI S	Opponent	Score	RPI S	Opponent	Score
2 N	UCLA	3 11	32 A	Arizona St.	8 0	55 A	Louisville	3 5	110 N	Utah	9 0
3 N	Washington	3 6	34 N	Oregon St.	3 4	70 N	Troy	6 0	146 N	Massachusetts	5 0
11 A	Alabama	8 14	39 H	Georgia	8 7	87 N	BYU	3 7	160 N	Villanova	7 0
11 A	Alabama	5 11	39 H	Georgia	0 1	93 N	New Mexico St.	15 0	170 N	Kansas	12 0
11 A	Alabama	1 3	39 H	Georgia	7 3	94 N	Iowa	9 1	170 N	Kansas	3 2
			41 N	Oregon	1 6				207 N	Indiana St.	11 1
									228 N	IUPUI	11 3
									228 N	IUPUI	8 9
<hr/>											
LAST 10 GAMES											
39 H Georgia 8 7						11 A Alabama 1 3					
39 H Georgia 7 3						228 N IUPUI 11 3					
39 H Georgia 0 1						228 N IUPUI 8 9					
11 A Alabama 5 11						207 N Indiana St. 11 1					
11 A Alabama 8 14						55 A Louisville 3 5					

Non-Div. I Games:

Missouri



Average RPI Win:	103	WON-LOST RECORD	WINNING PCT. RANK	LAST 10 GAMES	STRENGTH OF SCHEDULE	OPP. STRENGTH OF SCHEDULE	TEAM RPI	ADJ RPI	CONF. RPI	ADJ CONF. RPI	
Div. I ONLY		11-13-0	.45833 160	1-9-0	13	4	42	.57951 41	2	2	
Div. I NON-CONF.		11-10-0	.52381 123	1-6-0	22	8	37	.58738 34	2	2	
<hr/>											
TOTALS	RPI 1-25	RPI 26-50		W-L RECORDS	RPI 51-100		RPI 101-150		RPI 150+		
11-13-0	1-11-0	1-1-0		OVERALL	5-0-0		1-0-0		3-1-0		
0-3-0	0-3-0	0-0-0		HOME	0-0-0		0-0-0		0-0-0		
0-4-0	0-3-0	0-1-0		AWAY	0-0-0		0-0-0		0-0-0		
11-6-0	1-5-0	1-0-0		NEUTRAL	5-0-0		1-0-0		3-1-0		
11-10-0	1-8-0	1-1-0		NON-CONFERENCE	5-0-0		1-0-0		3-1-0		
0-3-0	0-3-0	0-0-0		HOME	0-0-0		0-0-0		0-0-0		
0-1-0	0-0-0	0-0-		AWAY	0-0-0		0-0-0		0-0-0		
11-6-0	1-5-0	1-0-0		NEUTRAL	5-0-0		1-0-0		3-1-0		
0-3-0	0-3-0	0-0-0		CONFERENCE	0-0-0		0-0-0		0-0-0		
0-0-0	0-0-0	0-0-0		HOME	0-0-0		0-0-0		0-0-0		
0-3-0	0-3-0	0-0-0		AWAY	0-0-0		0-0-0		0-0-0		
0-0-0	0-0-0	0-0-0		NEUTRAL	0-0-0		0-0-0		0-0-0		
<hr/>											
RPI S	Opponent	Score		RPI S	Opponent	Score		RPI S	Opponent	Score	
6 N	LSU	8	5	40 N	Missouri	6	1	51 N	Fla. Atlantic	2	0
7 N	Kentucky	3	12	50 A	Cal St. Fullerton	2	3	119 N	CSUN	12	5
8 A	Arizona	3	8					170 N	Kansas	14	5
8 A	Arizona	0	8					183 N	Bethune-Cookman	3	5
8 A	Arizona	0	8					222 N	UC Santa Barbara	6	1
9 N	Florida	1	2					231 N	Army West Point	11	0
13 H	Oklahoma St.	0	3								
13 H	Oklahoma St.	6	7								
13 H	Oklahoma St.	6	9								
14 N	Texas Tech	0	5								
17 N	Auburn	0	8								
23 N	James Madison	1	9								
<hr/>											
LAST 10 GAMES											
13 H	Oklahoma St.	6	9	13 H	Oklahoma St.	0	3				
8 A	Arizona	3	8	17 N	Auburn	0	8				
8 A	Arizona	0	8	9 N	Florida	1	2				
8 A	Arizona	0	8	50 A	Cal St. Fullerton	2	3				
13 H	Oklahoma St.	6	7	222 N	UC Santa Barbara	6	1				

Non-Div. I Games:

Oregon

Average RPI Win:	134	WON-LOST RECORD	WINNING PCT. RANK	LAST 10 GAMES	STRENGTH OF SCHEDULE	OPP. STRENGTH OF SCHEDULE	TEAM RPI	ADJ RPI	CONF. RPI	ADJ CONF. RPI				
Average RPI Loss:	68													
DIV. I ONLY		19-8-0	.7037	47	7-3-0	110	73	41	.57882	42	6	6		
DIV. I NON-CONF.		19-8-0	.7037	51	7-3-0	101	62	40	.57882	39	6	6		
<hr/>														
TOTALS	RPI 1-25	RPI 26-50		W-L RECORDS		RPI 51-100		RPI 101-150		RPI 150+				
19-8-0	1-3-0	1-0-0		OVERALL		5-1-0		5-4-0		7-0-0				
15-6-0	1-3-0	0-0-0		HOME		5-1-0		4-2-0		5-0-0				
2-2-0	0-0-0	1-0-0		AWAY		0-0-0		1-2-0		0-0-0				
2-0-0	0-0-0	0-0-0		NEUTRAL		0-0-0		0-0-0		2-0-0				
19-8-0	1-3-0	1-0-0		NON-CONFERENCE		5-1-0		5-4-0		7-0-0				
15-6-0	1-3-0	0-0-0		HOME		5-1-0		4-2-0		5-0-0				
2-2-0	0-0-0	1-0-		AWAY		0-0-0		1-2-0		0-0-0				
2-0-0	0-0-0	0-0-0		NEUTRAL		0-0-0		0-0-0		2-0-0				
0-0-0	0-0-0	0-0-0		CONFERENCE		0-0-0		0-0-0		0-0-0				
0-0-0	0-0-0	0-0-0		HOME		0-0-0		0-0-0		0-0-0				
0-0-0	0-0-0	0-0-0		AWAY		0-0-0		0-0-0		0-0-0				
0-0-0	0-0-0	0-0-0		NEUTRAL		0-0-0		0-0-0		0-0-0				
RPI	S	Opponent	Score		RPI	S	Opponent	Score		RPI	S	Opponent	Score	
7	H	Kentucky	4	3	50	A	Cal St. Fullerton	1	0	53	H	Texas A&M	9	3
7	H	Kentucky	1	13						58	H	Sam Houston St.	2	1
13	H	Oklahoma St.	1	5						63	H	Texas St.	8	3
20	H	Illinois	2	4						63	H	Texas St.	10	0
										64	H	Maryland	2	4
										64	H	Maryland	12	4
												Nevada	4	0
												UC Riverside	3	4
												UC Riverside	0	1
												DePaul	0	2
												DePaul	8	0
												Nicholls St.	0	2
												McNeese	7	2
												Kennesaw St.	2	1
												Kennesaw St.	8	0
												Northern Ill.	8	0
												Northern Ill.	8	0
												San Diego	6	5
												La.-Monroe	4	0
												Texas Southern	9	0
												Omaha	6	0
												Incarnate Word	16	0
LAST 10 GAMES														
249	H	Texas Southern	9	0	108	A	UC Riverside	3	4					
63	H	Texas St.	10	0	214	N	San Diego	6	5					
227	H	La.-Monroe	4	0	108	A	UC Riverside	0	1					
50	A	Cal St. Fullerton	1	0	63	H	Texas St.	8	3					
255	N	Omaha	6	0	111	H	DePaul	8	0					

Non-Div. I Games:

Houston

Average RPI Win: 93		WON-LOST RECORD		WINNING PCT. RANK		LAST 10 GAMES		STRENGTH OF SCHEDULE		OPP. STRENGTH OF SCHEDULE		TEAM RPI		ADJ RPI		CONF. RPI		ADJ CONF. RPI	
DIV. I ONLY		13-9-0		.59091 96		6-4-0		44		17		43		.57643 43		3		3	
DIV. I NON-CONF.		13-9-0		.59091 98		6-4-0		46		14		41		.57643 41		3		3	
TOTALS		RPI 1-25		RPI 26-50		W-L RECORDS		RPI 51-100		RPI 101-150		RPI 150+							
13-9-0		1-4-0		2-0-0		OVERALL		6-5-0		3-0-0		1-0-0							
5-5-0		1-1-0		0-0-0		HOME		4-4-0		0-0-0		0-0-0							
4-1-0		0-1-0		0-0-0		AWAY		1-0-0		3-0-0		0-0-0							
4-3-0		0-2-0		2-0-0		NEUTRAL		1-1-0		0-0-0		1-0-0							
13-9-0		1-4-0		2-0-0		NON-CONFERENCE		6-5-0		3-0-0		1-0-0							
5-5-0		1-1-0		0-0-0		HOME		4-4-0		0-0-0		0-0-0							
4-1-0		0-1-0		0-0-		AWAY		1-0-0		3-0-0		0-0-0							
4-3-0		0-2-0		2-0-0		NEUTRAL		1-1-0		0-0-0		1-0-0							
0-0-0		0-0-0		0-0-0		CONFERENCE		0-0-0		0-0-0		0-0-0							
0-0-0		0-0-0		0-0-0		HOME		0-0-0		0-0-0		0-0-0							
0-0-0		0-0-0		0-0-0		AWAY		0-0-0		0-0-0		0-0-0							
0-0-0		0-0-0		0-0-0		NEUTRAL		0-0-0		0-0-0		0-0-0							
RPI S	Opponent		Score		RPI S	Opponent		Score		RPI S	Opponent		Score		RPI S	Opponent		Score	
3 N	Washington		2	8	27 N	North Carolina		10	9	58 H	Sam Houston St.		7	0	103 A	UTSA		4	1
18 A	Louisiana		1	4	30 N	South Carolina		4	1	63 A	Texas St.		4	1	140 A	McNeese		7	2
18 H	Louisiana		2	5						72 H	North Texas		5	2	140 A	McNeese		5	2
18 H	Louisiana		4	3						78 H	UT Arlington		2	5	288 N	Southern Utah		5	1
21 N	Notre Dame		1	14						78 H	UT Arlington		2	10					
										83 H	Kent St.		5	6					
										83 H	Kent St.		0	1					
										86 H	Southern Miss.		4	3					
										86 H	Southern Miss.		3	1					
										87 N	BYU		3	4					
										100 N	Liberty		6	1					
LAST 10 GAMES																			
83 H	Kent St.		5	6	140 A	McNeese		7	2										
83 H	Kent St.		0	1	140 A	McNeese		5	2										
86 H	Southern Miss.		4	3	18 A	Louisiana		1	4										
78 H	UT Arlington		2	10	63 A	Texas St.		4	1										
78 H	UT Arlington		2	5	288 N	Southern Utah		5	1										

Non-Div. I Games:

Baylor

[illegible]

**Non-Div. I Games:**

Ohio St.

Average RPI Win:	174	WON-LOST RECORD	WINNING PCT. RANK	LAST 10 GAMES	STRENGTH OF SCHEDULE	OPP. STRENGTH OF SCHEDULE	TEAM RPI	ADJ RPI	CONF. RPI	ADJ CONF. RPI
DIV. I ONLY		21-3-0	.875 7	8-2-0	256	38	47	.56729 45	4	4
DIV. I NON-CONF.		21-3-0	.875 10	8-2-0	259	39	46	.56729 45	5	5
<hr/>										
TOTALS	RPI 1-25	RPI 26-50		W-L RECORDS		RPI 51-100		RPI 101-150		RPI 150+
21-3-0	1-2-0	1-1-0		OVERALL		2-0-0		1-0-0		16-0-0
0-0-0	0-0-0	0-0-0		HOME		0-0-0		0-0-0		0-0-0
6-1-0	0-0-0	1-1-0		AWAY		2-0-0		0-0-0		3-0-0
15-2-0	1-2-0	0-0-0		NEUTRAL		0-0-0		1-0-0		13-0-0
21-3-0	1-2-0	1-1-0		NON-CONFERENCE		2-0-0		1-0-0		16-0-0
0-0-0	0-0-0	0-0-0		HOME		0-0-0		0-0-0		0-0-0
6-1-0	0-0-0	1-0-		AWAY		2-0-0		0-0-0		3-0-0
15-2-0	1-2-0	0-0-0		NEUTRAL		0-0-0		1-0-0		13-0-0
0-0-0	0-0-0	0-0-0		CONFERENCE		0-0-0		0-0-0		0-0-0
0-0-0	0-0-0	0-0-0		HOME		0-0-0		0-0-0		0-0-0
0-0-0	0-0-0	0-0-0		AWAY		0-0-0		0-0-0		0-0-0
0-0-0	0-0-0	0-0-0		NEUTRAL		0-0-0		0-0-0		0-0-0
<hr/>										
RPI S	Opponent	Score		RPI S	Opponent	Score		RPI S	Opponent	Score
5 N	Texas	1	5	32 A	Arizona St.	5	1	146 N	Massachusetts	8 0
5 N	Texas	3	1	38 A	South Fla.	1	7	153 N	Furman	4 1
14 N	Texas Tech	3	8					160 N	Villanova	13 1
								164 N	Lamar University	8 0
								164 N	Lamar University	8 0
								180 N	Central Mich.	2 0
								188 N	Princeton	4 1
								188 N	Princeton	11 2
								202 N	Pittsburgh	8 0
								202 N	Pittsburgh	8 0
								235 A	A&M-Corpus Christi	3 2
								235 A	A&M-Corpus Christi	9 1
								235 A	A&M-Corpus Christi	9 0
								249 N	Texas Southern	8 3
								249 N	Texas Southern	4 0
								255 N	Omaha	9 1
								255 N	Omaha	15 0
<hr/>										
LAST 10 GAMES										
82 A	NC State	3	1	146 N	Massachusetts	8	0			
160 N	Villanova	13	1	188 N	Princeton	4	1			
153 N	Furman	4	1	32 A	Arizona St.	5	1			
180 N	Central Mich.	2	0	5 N	Texas	3	1			
38 A	South Fla.	1	7	5 N	Texas	1	5			

**Non-Div. I Games:**

Wisconsin

Average RPI Win:	164	WON-LOST	WINNING	LAST 10	STRENGTH OF	OPP. STRENGTH	TEAM	ADJ	CONF.	ADJ CONF.		
Average RPI Loss:	60	RECORD	PCT. RANK	GAMES	SCHEDULE	OF SCHEDULE	RPI	RPI	RPI	RPI		
DIV. I ONLY		17-9-0	.65385	61	8-2-0	55	160	44	.56707	46	11	11
DIV. I NON-CONF.		13-8-0	.61905	85	4-1-0	116	149	78	.53945	79	11	11
<hr/>												
TOTALS	RPI 1-25	RPI 26-50		W-L RECORDS		RPI 51-100		RPI 101-150		RPI 150+		
17-9-0	1-3-0	0-1-0		OVERALL		2-3-0		5-2-0		9-0-0		
3-0-0	0-0-0	0-0-0		HOME		0-0-0		3-0-0		0-0-0		
4-4-0	0-2-0	0-0-0		AWAY		1-2-0		2-0-0		1-0-0		
10-5-0	1-1-0	0-1-0		NEUTRAL		1-1-0		0-2-0		8-0-0		
13-8-0	1-3-0	0-1-0		NON-CONFERENCE		1-2-0		2-2-0		9-0-0		
0-0-0	0-0-0	0-0-0		HOME		0-0-0		0-0-0		0-0-0		
3-3-0	0-2-0	0-0-		AWAY		0-1-0		2-0-0		1-0-0		
10-5-0	1-1-0	0-1-0		NEUTRAL		1-1-0		0-2-0		8-0-0		
4-1-0	0-0-0	0-0-0		CONFERENCE		1-1-0		3-0-0		0-0-0		
3-0-0	0-0-0	0-0-0		HOME		0-0-0		3-0-0		0-0-0		
1-1-0	0-0-0	0-0-0		AWAY		1-1-0		0-0-0		0-0-0		
0-0-0	0-0-0	0-0-0		NEUTRAL		0-0-0		0-0-0		0-0-0		
RPI S	Opponent	Score		RPI S	Opponent	Score		RPI S	Opponent	Score		
11 A	Alabama	1	11	48 N	Louisiana Tech	4	8	66 A	Southern Ill.	5	3	
11 A	Alabama	5	7					101 H	Loyola Chicago	5	3	
12 N	Minnesota	0	7					101 H	Loyola Chicago	2	1	
17 N	Auburn	4	3					103 N	UTSA	1	2	
								105 A	South Alabama	4	0	
								129 A	Southeastern La.	5	3	
								142 N	SIUE	1	3	
								182 N	Florida A&M	7	4	
								194 N	Prairie View	6	2	
								221 A	Central Ark.	6	4	
								227 N	La.-Monroe	4	1	
								227 N	La.-Monroe	11	2	
								227 N	La.-Monroe	4	3	
								235 N	A&M-Corpus Christi	4	1	
								286 N	Coppin St.	13	0	
								292 N	Ark.-Pine Bluff	11	2	
LAST 10 GAMES												
292 N	Ark.-Pine Bluff	11	2	74 A	Southeast Mo. St.	2	5					
66 A	Southern Ill.	2	11	66 A	Southern Ill.	5	3					
101 H	Loyola Chicago	1	0	221 A	Central Ark.	6	4					
101 H	Loyola Chicago	5	3	74 N	Southeast Mo. St.	7	4					
101 H	Loyola Chicago	2	1	286 N	Coppin St.	13	0					

Non-Div. I Games:

Missouri St.

Average RPI Win: 143		WON-LOST	WINNING	LAST 10	STRENGTH OF	OPP. STRENGTH	TEAM	ADJ	CONF.	ADJ CONF.							
Average RPI Loss: 40		RECORD	PCT. RANK	GAMES	SCHEDULE	OF SCHEDULE	RPI	RPI	RPI	RPI							
DIV. I ONLY		18-11-0	.62069	79	8-2-0	65	45	46	.56688	47	18	18					
DIV. I NON-CONF.		18-11-0	.62069	83	8-2-0	61	46	45	.56688	46	19	19					
TOTALS		RPI 1-25	RPI 26-50		W-L RECORDS		RPI 51-100		RPI 101-150		RPI 150+						
18-11-0		0-6-0	0-1-0		OVERALL		7-4-0		2-0-0		9-0-0						
0-0-0		0-0-0	0-0-0		HOME		0-0-0		0-0-0		0-0-0						
1-5-0		0-3-0	0-0-0		AWAY		1-2-0		0-0-0		0-0-0						
17-6-0		0-3-0	0-1-0		NEUTRAL		6-2-0		2-0-0		9-0-0						
18-11-0		0-6-0	0-1-0		NON-CONFERENCE		7-4-0		2-0-0		9-0-0						
0-0-0		0-0-0	0-0-0		HOME		0-0-0		0-0-0		0-0-0						
1-5-0		0-3-0	0-0-		AWAY		1-2-0		0-0-0		0-0-0						
17-6-0		0-3-0	0-1-0		NEUTRAL		6-2-0		2-0-0		9-0-0						
0-0-0		0-0-0	0-0-0		CONFERENCE		0-0-0		0-0-0		0-0-0						
0-0-0		0-0-0	0-0-0		HOME		0-0-0		0-0-0		0-0-0						
0-0-0		0-0-0	0-0-0		AWAY		0-0-0		0-0-0		0-0-0						
0-0-0		0-0-0	0-0-0		NEUTRAL		0-0-0		0-0-0		0-0-0						
RPI	S	Opponent		Score		RPI	S	Opponent		Score		RPI	S	Opponent		Score	
3	N	Washington		3	5	29	N	Arkansas		6	7	63	A	Texas St.		1	9
16	N	Northwestern		0	7							63	A	Texas St.		4	3
17	A	Auburn		1	4							66	N	Southern Ill.		9	10
17	A	Auburn		2	10							70	N	Troy		3	2
21	N	Notre Dame		2	3							73	N	Wichita St.		6	4
22	A	Stanford		2	3							88	N	Chattanooga		5	1
												91	N	FGCU		3	2
												92	A	FIU		1	2
												96	N	Purdue		3	0
												96	N	Purdue		1	4
												99	N	Towson		1	0

Non-Div. I Games:

North Dakota St.

Average RPI Win:		155	WON-LOST RECORD		WINNING PCT. RANK		LAST 10 GAMES		STRENGTH OF SCHEDULE		OPP. STRENGTH OF SCHEDULE		TEAM RPI		ADJ RPI		CONF. RPI		ADJ CONF. RPI				
DIV. I ONLY			20-7-0		.74074 37		6-4-0		174		54		49		.56571 48		8		8				
DIV. I NON-CONF.			17-7-0		.70833 48		3-4-0		152		66		48		.56239 48		8		9				
TOTALS		RPI 1-25		RPI 26-50				W-L RECORDS		RPI 51-100				RPI 101-150				RPI 150+					
20-7-0		1-1-0		2-4-0				OVERALL		1-1-0				5-0-0				11-1-0					
6-1-0		0-0-0		0-0-0				HOME		1-1-0				1-0-0				4-0-0					
5-5-0		0-0-0		1-4-0				AWAY		0-0-0				3-0-0				1-1-0					
9-1-0		1-1-0		1-0-0				NEUTRAL		0-0-0				1-0-0				6-0-0					
17-7-0		1-1-0		2-4-0				NON-CONFERENCE		1-1-0				2-0-0				11-1-0					
6-1-0		0-0-0		0-0-0				HOME		1-1-0				1-0-0				4-0-0					
2-5-0		0-0-0		1-0-				AWAY		0-0-0				0-0-0				1-1-0					
9-1-0		1-1-0		1-0-0				NEUTRAL		0-0-0				1-0-0				6-0-0					
3-0-0		0-0-0		0-0-0				CONFERENCE		0-0-0				3-0-0				0-0-0					
0-0-0		0-0-0		0-0-0				HOME		0-0-0				0-0-0				0-0-0					
3-0-0		0-0-0		0-0-0				AWAY		0-0-0				3-0-0				0-0-0					
0-0-0		0-0-0		0-0-0				NEUTRAL		0-0-0				0-0-0				0-0-0					
RPI	S	Opponent		Score		RPI	S	Opponent		Score		RPI	S	Opponent		Score		RPI	S	Opponent		Score	
1	N	Florida St.		0	4	33	A	Mississippi St.		4	7	73	H	Wichita St.		3	13	105	N	South Alabama		2	0
17	N	Auburn		2	1	33	A	Mississippi St.		4	5	74	H	Southeast Mo. St.		11	3	129	H	Southeastern La.		7	4
						37	A	UCF		2	5							132	A	UAB		7	4
						37	A	UCF		2	5							132	A	UAB		6	2
						37	A	UCF		3	0							132	A	UAB		8	4
						46	N	Missouri St.		8	4							157	N	Penn St.		6	0
																		164	H	Lamar University		3	0
																		179	A	Stetson		2	3
																		179	A	Stetson		8	0
																		182	N	Florida A&M		9	1
																		186	N	Tennessee St.		5	4
																		190	N	Toledo		8	0
																		197	H	Abilene Christian		7	4
																		236	N	Dartmouth		8	0
																		261	H	Mississippi Val.		15	0
																		261	N	Mississippi Val.		6	3
																		276	H	Fairleigh Dickinson		7	5
LAST 10 GAMES																							
						164	H	Lamar University		3	0	33	A	Mississippi St.		4	5						
						132	A	UAB		7	4	261	N	Mississippi Val.		6	3						
						179	A	Stetson		8	0	33	A	Mississippi St.		4	7						
						132	A	UAB		6	2	1	N	Florida St.		0	4						
						132	A	UAB		8	4	37	A	UCF		2	5						

Non-Div. I Games:

Louisiana Tech



Average RPI Win: 161		WON-LOST	WINNING	LAST 10	STRENGTH OF		OPP. STRENGTH	TEAM	ADJ		CONF.	ADJ CONF.	
Average RPI Loss: 66		RECORD	PCT. RANK	GAMES	SCHEDULE		OF SCHEDULE	RPI	RPI		RPI	RPI	
DIV. I ONLY		18-11-0	.62069	79	5-5-0		47	135	48	.56129	49	5	5
DIV. I NON-CONF.		15-8-0	.65217	69	2-2-0		121	135	66	.54726	70	4	4
TOTALS		RPI 1-25	RPI 26-50		W-L RECORDS		RPI 51-100		RPI 101-150		RPI 150+		
18-11-0	0-2-0	2-5-0		OVERALL		0-1-0		4-1-0		12-2-0			
12-5-0	0-2-0	0-1-0		HOME		0-1-0		3-1-0		9-0-0			
3-4-0	0-0-0	2-4-0		AWAY		0-0-0		0-0-0		1-0-0			
3-2-0	0-0-0	0-0-0		NEUTRAL		0-0-0		1-0-0		2-2-0			
15-8-0	0-2-0	1-3-0		NON-CONFERENCE		0-1-0		2-0-0		12-2-0			
10-4-0	0-2-0	0-1-0		HOME		0-1-0		1-0-0		9-0-0			
2-2-0	0-0-0	1-0-		AWAY		0-0-0		0-0-0		1-0-0			
3-2-0	0-0-0	0-0-0		NEUTRAL		0-0-0		1-0-0		2-2-0			
3-3-0	0-0-0	1-2-0		CONFERENCE		0-0-0		2-1-0		0-0-0			
2-1-0	0-0-0	0-0-0		HOME		0-0-0		2-1-0		0-0-0			
1-2-0	0-0-0	1-2-0		AWAY		0-0-0		0-0-0		0-0-0			
0-0-0	0-0-0	0-0-0		NEUTRAL		0-0-0		0-0-0		0-0-0			
RPI S	Opponent	Score	RPI S	Opponent	Score	RPI S	Opponent	Score	RPI S	Opponent	Score		
20 H	Illinois	3 7	28 A	Virginia Tech	10 7	61 H	Jacksonville St.	3 4	126 H	Virginia	1 7		
20 H	Illinois	10 15	28 A	Virginia Tech	4 5				126 H	Virginia	6 3		
			28 A	Virginia Tech	1 5				126 H	Virginia	13 0		
			33 A	Mississippi St.	6 4				129 N	Southeastern La.	4 2		
			33 A	Mississippi St.	0 9				145 H	Kennesaw St.	6 3		
			33 A	Mississippi St.	2 4				154 H	Michigan St.	11 2		
			39 H	Georgia	4 16				154 H	Michigan St.	10 3		
									163 H	Hofstra	8 1		
									163 H	Hofstra	2 1		
									166 A	Jacksonville	13 8		
									167 N	Providence	3 4		
									167 N	Providence	3 4		
									176 H	Western Caro.	9 6		
									189 N	UMass Lowell	9 8		
									200 H	Mercer	4 1		
									224 H	Georgia St.	8 3		
									233 H	Fordham	4 3		
									233 H	Fordham	1 0		
									257 N	Alcorn	8 4		
			LAST 10 GAMES										
			28 A	Virginia Tech	4 5	154 H	Michigan St.	11 2					
			61 H	Jacksonville St.	3 4	233 H	Fordham	4 3					
			257 N	Alcorn	8 4	163 H	Hofstra	2 1					
			33 A	Mississippi St.	6 4	126 H	Virginia	1 7					
			33 A	Mississippi St.	0 9	126 H	Virginia	6 3					

Non-Div. I Games:

Georgia Tech

Average RPI Win:		157	WON-LOST RECORD		WINNING PCT. RANK		LAST 10 GAMES		STRENGTH OF SCHEDULE		OPP. STRENGTH OF SCHEDULE		TEAM RPI		ADJ RPI		CONF. RPI		ADJ CONF. RPI	
DIV. I ONLY			18-10-0		.64286 67		7-3-0		99		59		52		.55966 50		12		12	
DIV. I NON-CONF.			18-10-0		.64286 73		7-3-0		93		55		49		.55966 50		12		12	
TOTALS		RPI 1-25		RPI 26-50		W-L RECORDS		RPI 51-100		RPI 101-150		RPI 150+								
18-10-0		0-5-0		2-1-0		OVERALL		0-2-0		8-1-0		8-1-0								
11-4-0		0-1-0		1-1-0		HOME		0-1-0		5-0-0		5-1-0								
1-1-0		0-1-0		0-0-0		AWAY		0-0-0		0-0-0		1-0-0								
6-5-0		0-3-0		1-0-0		NEUTRAL		0-1-0		3-1-0		2-0-0								
18-10-0		0-5-0		2-1-0		NON-CONFERENCE		0-2-0		8-1-0		8-1-0								
11-4-0		0-1-0		1-1-0		HOME		0-1-0		5-0-0		5-1-0								
1-1-0		0-1-0		0-0-0		AWAY		0-0-0		0-0-0		1-0-0								
6-5-0		0-3-0		1-0-0		NEUTRAL		0-1-0		3-1-0		2-0-0								
0-0-0		0-0-0		0-0-0		CONFERENCE		0-0-0		0-0-0		0-0-0								
0-0-0		0-0-0		0-0-0		HOME		0-0-0		0-0-0		0-0-0								
0-0-0		0-0-0		0-0-0		AWAY		0-0-0		0-0-0		0-0-0								
0-0-0		0-0-0		0-0-0		NEUTRAL		0-0-0		0-0-0		0-0-0								
RPI	S	Opponent		Score		RPI	S	Opponent		Score		RPI	S	Opponent		Score				
3	H	Washington		0	2	38	N	South Fla.		5	4	104	N	Nevada		0	5			
3	N	Washington		0	1	41	H	Oregon		3	2	69	N	California		1	2			
4	N	Oklahoma		1	9	42	H	Houston		0	1			116 N UIC		12	8			
8	A	Arizona		0	6									134 H San Diego St.		5	1			
11	N	Alabama		2	7									136 H Pacific		8	0			
														138 N Weber St.		1	0			
														141 H New Mexico		19	1			
														141 N New Mexico		6	2			
														149 H Boston U.		3	1			
														152 H Col. of Charleston		7	1			
														158 H Utah St.		3	2			
														183 N Bethune-Cookman		4	0			
														192 H Harvard		3	4			
														204 H UConn		11	3			
														211 H Idaho St.		3	2			
														256 A Santa Clara		8	1			
														259 N Northern Ky.		3	0			
														262 H Buffalo		5	4			
LAST 10 GAMES																				
152 H Col. of Charleston						7	1	259 N Northern Ky.						3	0					
111 H DePaul						5	1	256 A Santa Clara						8	1					
192 H Harvard						3	4	104 N Nevada						0	5					
149 H Boston U.						3	1	138 N Weber St.						1	0					
42 H Houston						0	1	141 H New Mexico						19	1					

**Non-Div. I Games:**

Cal St. Fullerton

Average RPI Win: 140		WON-LOST	WINNING	LAST 10	STRENGTH OF		OPP. STRENGTH	TEAM	ADJ		CONF.	ADJ CONF.
Average RPI Loss: 48		RECORD	PCT. RANK	GAMES	SCHEDULE		OF SCHEDULE	RPI	RPI		RPI	RPI
DIV. I ONLY		14-13-0	.51852	130	6-4-0		33	46	51		.55716	51
DIV. I NON-CONF.		12-12-0	.5	130	4-3-0		29	49	53		.55431	59
TOTALS		RPI 1-25	RPI 26-50		W-L RECORDS		RPI 51-100		RPI 101-150		RPI 150+	
14-13-0		0-5-0	0-4-0		OVERALL		5-1-0		2-3-0		7-0-0	
9-5-0		0-1-0	0-2-0		HOME		2-0-0		2-2-0		5-0-0	
2-2-0		0-0-0	0-1-0		AWAY		2-1-0		0-0-0		0-0-0	
3-6-0		0-4-0	0-1-0		NEUTRAL		1-0-0		0-1-0		2-0-0	
12-12-0		0-5-0	0-4-0		NON-CONFERENCE		3-0-0		2-3-0		7-0-0	
9-5-0		0-1-0	0-2-0		HOME		2-0-0		2-2-0		5-0-0	
0-1-0		0-0-0	0-0-		AWAY		0-0-0		0-0-0		0-0-0	
3-6-0		0-4-0	0-1-0		NEUTRAL		1-0-0		0-1-0		2-0-0	
2-1-0		0-0-0	0-0-0		CONFERENCE		2-1-0		0-0-0		0-0-0	
0-0-0		0-0-0	0-0-0		HOME		0-0-0		0-0-0		0-0-0	
2-1-0		0-0-0	0-0-0		AWAY		2-1-0		0-0-0		0-0-0	
0-0-0		0-0-0	0-0-0		NEUTRAL		0-0-0		0-0-0		0-0-0	
RPI S	Opponent	Score	RPI S	Opponent	Score	RPI S	Opponent	Score	RPI S	Opponent	Score	
1 N	Florida St.	5 10	26 H	Indiana	1 4	62 N	Fairfield	12 4	106 H	Illinois St.	2 6	
4 N	Oklahoma	0 4	27 A	North Carolina	2 6	86 A	Southern Miss.	5 3	117 N	George Washington	0 6	
5 N	Texas	1 5	39 H	Georgia	1 4	86 A	Southern Miss.	3 1	124 H	East Carolina	5 12	
21 H	Notre Dame	1 6	41 N	Oregon	0 2	86 A	Southern Miss.	0 2	126 H	Virginia	1 0	
23 N	James Madison	1 6				91 H	FGCU	8 3	130 H	St. John's (NY)	2 1	
						96 H	Purdue	4 0	155 H	Yale	5 3	
									173 H	Stony Brook	7 3	
									179 N	Stetson	10 2	
									179 N	Stetson	3 0	
									183 H	Bethune-Cookman	6 3	
									204 H	UConn	3 2	
									204 H	UConn	3 2	
LAST 10 GAMES												
179 N	Stetson	3 0	21 H	Notre Dame	1 6							
86 A	Southern Miss.	5 3	96 H	Purdue	4 0							
179 N	Stetson	10 2	106 H	Illinois St.	2 6							
86 A	Southern Miss.	0 2	155 H	Yale	5 3							
86 A	Southern Miss.	3 1	173 H	Stony Brook	7 3							

Non-Div. I Games:

Fla. Atlantic

Average RPI Win:	162	WON-LOST	WINNING	LAST 10	STRENGTH OF	OPP. STRENGTH	TEAM	ADJ	CONF.	ADJ CONF.		
Average RPI Loss:	70	RECORD	PCT. RANK	GAMES	SCHEDULE	OF SCHEDULE	RPI	RPI	RPI	RPI		
DIV. I ONLY		19-7-1	.72222	43	9-1-0	179	47	53	.55691	52	10	10
DIV. I NON-CONF.		19-7-1	.72222	44	9-1-0	184	47	53	.55691	53	10	10
<hr/>												
TOTALS	RPI 1-25	RPI 26-50		W-L RECORDS		RPI 51-100		RPI 101-150		RPI 150+		
19-7-1	0-3-0	0-1-0		OVERALL		4-0-1		4-2-0		11-1-0		
6-1-0	0-0-0	0-0-0		HOME		3-0-0		0-0-0		3-1-0		
1-4-0	0-2-0	0-0-0		AWAY		0-0-0		1-2-0		0-0-0		
12-2-1	0-1-0	0-1-0		NEUTRAL		1-0-1		3-0-0		8-0-0		
19-7-1	0-3-0	0-1-0		NON-CONFERENCE		4-0-1		4-2-0		11-1-0		
6-1-0	0-0-0	0-0-0		HOME		3-0-0		0-0-0		3-1-0		
1-4-0	0-2-0	0-0-		AWAY		0-0-0		1-2-0		0-0-0		
12-2-1	0-1-0	0-1-0		NEUTRAL		1-0-1		3-0-0		8-0-0		
0-0-0	0-0-0	0-0-0		CONFERENCE		0-0-0		0-0-0		0-0-0		
0-0-0	0-0-0	0-0-0		HOME		0-0-0		0-0-0		0-0-0		
0-0-0	0-0-0	0-0-0		AWAY		0-0-0		0-0-0		0-0-0		
0-0-0	0-0-0	0-0-0		NEUTRAL		0-0-0		0-0-0		0-0-0		
RPI S	Opponent	Score	RPI S	Opponent	Score	RPI S	Opponent	Score	RPI S	Opponent	Score	
1 A	Florida St.	0 13	29 N	Arkansas	0 5	65 H	Miami (OH)	6 1	105 A	South Alabama	5 8	
1 A	Florida St.	2 14				76 H	Appalachian St.	1 0	116 N	UIC	2 1	
25 N	Tulsa	3 4				77 H	Western Ky.	9 7	116 N	UIC	7 3	
						79 N	Elon	5 4	137 N	Campbell	8 0	
						79 N	Elon	8 8	140 A	McNeese	6 1	
									140 A	McNeese	3 4	
									165 N	Samford	7 0	
									165 N	Samford	8 0	
									191 H	Valparaiso	1 2	
									195 N	North Dakota	7 0	
									198 H	Eastern Ill.	3 2	
									198 N	Eastern Ill.	5 3	
									200 N	Mercer	9 1	
									200 N	Mercer	6 5	
									218 N	Purdue Fort Wayne	6 0	
									218 N	Purdue Fort Wayne	10 2	
									262 H	Buffalo	3 2	
									262 H	Buffalo	15 5	
<hr/>												
LAST 10 GAMES												
262 H	Buffalo	3 2	218 N	Purdue Fort Wayne	6 0							
198 H	Eastern Ill.	3 2	116 N	UIC	7 3							
137 N	Campbell	8 0	77 H	Western Ky.	9 7							
116 N	UIC	2 1	191 H	Valparaiso	1 2							
218 N	Purdue Fort Wayne	10 2	262 H	Buffalo	15 5							

Non-Div. I Games:

Lipscomb

**T  
e  
x  
a  
s  
A  
&  
M**

**T  
e  
x  
a  
s  
A  
&  
M**

Texas A&amp;M

Average RPI Win: 153		WON-LOST RECORD		WINNING PCT. RANK		LAST 10 GAMES		STRENGTH OF SCHEDULE		OPP. STRENGTH OF SCHEDULE		TEAM RPI		ADJ RPI		CONF. RPI		ADJ CONF. RPI	
DIV. I ONLY		18-10-0		.64286 67		7-3-0		121		80		59		.555 54		16		16	
DIV. I NON-CONF.		18-10-0		.64286 73		7-3-0		114		73		63		.555 57		16		16	
TOTALS		RPI 1-25		RPI 26-50		W-L RECORDS		RPI 51-100		RPI 101-150		RPI 150+							
18-10-0		1-2-0		1-3-0		OVERALL		1-4-0		6-0-0		9-1-0							
5-1-0		0-0-0		0-0-0		HOME		0-0-0		2-0-0		3-1-0							
0-3-0		0-1-0		0-0-0		AWAY		0-2-0		0-0-0		0-0-0							
13-6-0		1-1-0		1-3-0		NEUTRAL		1-2-0		4-0-0		6-0-0							
18-10-0		1-2-0		1-3-0		NON-CONFERENCE		1-4-0		6-0-0		9-1-0							
5-1-0		0-0-0		0-0-0		HOME		0-0-0		2-0-0		3-1-0							
0-3-0		0-1-0		0-0-		AWAY		0-2-0		0-0-0		0-0-0							
13-6-0		1-1-0		1-3-0		NEUTRAL		1-2-0		4-0-0		6-0-0							
0-0-0		0-0-0		0-0-0		CONFERENCE		0-0-0		0-0-0		0-0-0							
0-0-0		0-0-0		0-0-0		HOME		0-0-0		0-0-0		0-0-0							
0-0-0		0-0-0		0-0-0		AWAY		0-0-0		0-0-0		0-0-0							
0-0-0		0-0-0		0-0-0		NEUTRAL		0-0-0		0-0-0		0-0-0							
RPI S	Opponent		Score		RPI S	Opponent		Score		RPI S	Opponent		Score		RPI S	Opponent		Score	
3 A	Washington		0	1	34 N	Oregon St.		4	6	65 N	Miami (OH)		7	2	138 N	Weber St.		8	0
20 N	Illinois		5	2	41 N	Oregon		6	8	80 N	Syracuse		0	7	138 N	Weber St.		9	3
22 N	Stanford		4	6	44 N	Ohio St.		4	6	89 N	Bradley		4	5	139 N	Hawaii		5	3
					44 N	Ohio St.		3	0	98 A	UC Davis		1	3	140 N	McNeese		6	1
										98 A	UC Davis		0	1	143 H	Portland St.		3	0
															143 H	Portland St.		7	1
															161 H	Northern Ill.		3	2
															161 H	Northern Ill.		10	1
															161 N	Northern Ill.		4	3
															184 N	UTEP		6	5
															195 H	North Dakota		1	5
															195 H	North Dakota		6	2
															211 N	Idaho St.		6	1
															226 N	Georgetown		13	3
															233 N	Fordham		11	3
															247 N	Saint Mary's (CA)		7	1
				LAST 10 GAMES															
				140 N	McNeese		6	1	143 H	Portland St.		3	0						
				161 H	Northern Ill.		10	1	161 H	Northern Ill.		3	2						
				195 H	North Dakota		1	5	3 A	Washington		0	1						
				143 H	Portland St.		7	1	161 N	Northern Ill.		4	3						
				195 H	North Dakota		6	2	44 N	Ohio St.		3	0						

Non-Div. I Games:

Seattle U

Average RPI Win: 158		WON-LOST RECORD		WINNING PCT. RANK		LAST 10 GAMES		STRENGTH OF SCHEDULE		OPP. STRENGTH OF SCHEDULE		TEAM RPI		ADJ RPI		CONF. RPI		ADJ CONF. RPI	
DIV. I ONLY		19-8-0		.7037 47		8-2-0		188		27		60		.55463 55		5		5	
DIV. I NON-CONF.		17-7-0		.70833 48		6-1-0		170		41		51		.56016 49		4		4	
TOTALS		RPI 1-25		RPI 26-50		W-L RECORDS		RPI 51-100		RPI 101-150		RPI 150+							
19-8-0		1-6-0		2-0-0		OVERALL		4-1-0		0-0-0		12-1-0							
8-1-0		0-0-0		1-0-0		HOME		2-1-0		0-0-0		5-0-0							
1-2-0		0-2-0		1-0-0		AWAY		0-0-0		0-0-0		0-0-0							
10-5-0		1-4-0		0-0-0		NEUTRAL		2-0-0		0-0-0		7-1-0							
17-7-0		1-6-0		2-0-0		NON-CONFERENCE		2-0-0		0-0-0		12-1-0							
6-0-0		0-0-0		1-0-0		HOME		0-0-0		0-0-0		5-0-0							
1-2-0		0-2-0		1-0-		AWAY		0-0-0		0-0-0		0-0-0							
10-5-0		1-4-0		0-0-0		NEUTRAL		2-0-0		0-0-0		7-1-0							
2-1-0		0-0-0		0-0-0		CONFERENCE		2-1-0		0-0-0		0-0-0							
2-1-0		0-0-0		0-0-0		HOME		2-1-0		0-0-0		0-0-0							
0-0-0		0-0-0		0-0-0		AWAY		0-0-0		0-0-0		0-0-0							
0-0-0		0-0-0		0-0-0		NEUTRAL		0-0-0		0-0-0		0-0-0							
RPI	S	Opponent		Score		RPI	S	Opponent		Score		RPI	S	Opponent		Score			
10	A	Tennessee		3	5	40	H	Missouri		5	3	80	H	Syracuse		4	2		
16	N	Northwestern		8	9	50	A	Cal St. Fullerton		9	0	80	H	Syracuse		8	0		
16	N	Northwestern		0	1							80	H	Syracuse		2	4		
16	N	Northwestern		2	4							89	N	Bradley		7	5		
17	A	Auburn		2	6							89	N	Bradley		6	0		
24	N	Michigan		2	1														
24	N	Michigan		0	6														

Non-Div. I Games:

Louisville

Average RPI Win: 139		WON-LOST	WINNING	LAST 10	STRENGTH OF		OPP. STRENGTH	TEAM	ADJ	CONF.	ADJ CONF.
Average RPI Loss: 78		RECORD	PCT. RANK	GAMES	SCHEDULE		OF SCHEDULE	RPI	RPI	RPI	RPI
DIV. I ONLY		18-13-0	.58065	100	6-4-0		91	32	62	.55339	56
DIV. I NON-CONF.		18-13-0	.58065	100	6-4-0		85	33	65	.55339	61
TOTALS		RPI 1-25	RPI 26-50		W-L RECORDS		RPI 51-100		RPI 101-150		RPI 150+
18-13-0		1-6-0	2-1-0		OVERALL		1-1-0		5-1-0		9-4-0
15-6-0		1-3-0	2-0-0		HOME		1-0-0		3-1-0		8-2-0
2-2-0		0-1-0	0-0-0		AWAY		0-1-0		2-0-0		0-0-0
1-5-0		0-2-0	0-1-0		NEUTRAL		0-0-0		0-0-0		1-2-0
18-13-0		1-6-0	2-1-0		NON-CONFERENCE		1-1-0		5-1-0		9-4-0
15-6-0		1-3-0	2-0-0		HOME		1-0-0		3-1-0		8-2-0
2-2-0		0-1-0	0-0-		AWAY		0-1-0		2-0-0		0-0-0
1-5-0		0-2-0	0-1-0		NEUTRAL		0-0-0		0-0-0		1-2-0
0-0-0		0-0-0	0-0-0		CONFERENCE		0-0-0		0-0-0		0-0-0
0-0-0		0-0-0	0-0-0		HOME		0-0-0		0-0-0		0-0-0
0-0-0		0-0-0	0-0-0		AWAY		0-0-0		0-0-0		0-0-0
0-0-0		0-0-0	0-0-0		NEUTRAL		0-0-0		0-0-0		0-0-0
RPI S	Opponent	Score	RPI S	Opponent	Score	RPI S	Opponent	Score	RPI S	Opponent	Score
1 H	Florida St.	5 3	35 N	Drake	1 3	67 H	Iowa St.	2 0	110 H	Utah	8 6
1 H	Florida St.	1 11	44 H	Ohio St.	4 3	80 A	Syracuse	2 3	114 H	Middle Tenn.	5 7
4 A	Oklahoma	0 1	44 H	Ohio St.	8 7				134 A	San Diego St.	8 0
4 H	Oklahoma	1 7							134 H	San Diego St.	9 0
16 N	Northwestern	2 7							138 A	Weber St.	2 0
19 H	Boise St.	0 8							138 H	Weber St.	2 0
25 N	Tulsa	0 8							154 H	Michigan St.	7 2
									155 H	Yale	6 3
									159 H	Charlotte	5 6
									159 H	Charlotte	4 3
									161 N	Northern Ill.	2 3
									178 H	South Dakota	3 0
									178 H	South Dakota	1 4
									195 H	North Dakota	8 2
									203 H	Lehigh	5 0
									203 H	Lehigh	9 0
									217 H	Northern Colo.	8 0
									222 N	UC Santa Barbara	1 4
									222 N	UC Santa Barbara	3 1
			LAST 10 GAMES								
			154 H	Michigan St.	7 2	44 H	Ohio St.	4 3			
			203 H	Lehigh	9 0	138 H	Weber St.	2 0			
			1 H	Florida St.	1 11	44 H	Ohio St.	8 7			
			159 H	Charlotte	5 6	203 H	Lehigh	5 0			
			138 A	Weber St.	2 0	4 A	Oklahoma	0 1			

Non-Div. I Games:

Grand Canyon



Average RPI Win: 171		WON-LOST	WINNING	LAST 10	STRENGTH OF		OPP. STRENGTH	TEAM	ADJ	CONF.	ADJ CONF.
Average RPI Loss: 54		RECORD	PCT. RANK	GAMES	SCHEDULE		OF SCHEDULE	RPI	RPI	RPI	RPI
DIV. I ONLY		14-9-0	.6087	83	7-3-0		75	88	55	.55266	57
DIV. I NON-CONF.		14-6-0	.7	54	7-0-0		147	69	50	.55593	55
TOTALS		RPI 1-25	RPI 26-50		W-L RECORDS		RPI 51-100		RPI 101-150		RPI 150+
14-9-0		0-3-0	0-4-0		OVERALL		3-0-0		2-1-0		9-1-0
6-0-0		0-0-0	0-0-0		HOME		0-0-0		0-0-0		6-0-0
1-6-0		0-1-0	0-3-0		AWAY		1-0-0		0-1-0		0-1-0
7-3-0		0-2-0	0-1-0		NEUTRAL		2-0-0		2-0-0		3-0-0
14-6-0		0-3-0	0-1-0		NON-CONFERENCE		3-0-0		2-1-0		9-1-0
6-0-0		0-0-0	0-0-0		HOME		0-0-0		0-0-0		6-0-0
1-3-0		0-1-0	0-0-		AWAY		1-0-0		0-1-0		0-1-0
7-3-0		0-2-0	0-1-0		NEUTRAL		2-0-0		2-0-0		3-0-0
0-3-0		0-0-0	0-3-0		CONFERENCE		0-0-0		0-0-0		0-0-0
0-0-0		0-0-0	0-0-0		HOME		0-0-0		0-0-0		0-0-0
0-3-0		0-0-0	0-3-0		AWAY		0-0-0		0-0-0		0-0-0
0-0-0		0-0-0	0-0-0		NEUTRAL		0-0-0		0-0-0		0-0-0
RPI S	Opponent	Score		RPI S	Opponent	Score		RPI S	Opponent	Score	
2 A	UCLA	0	8	31 A	Colorado St.	4	8	75 N	Loyola Marymount	4	1
2 N	UCLA	2	8	31 A	Colorado St.	5	11	78 N	UT Arlington	5	4
10 N	Tennessee	2	4	31 A	Colorado St.	4	12	84 A	Long Beach St.	6	3
				34 N	Oregon St.	0	5				
LAST 10 GAMES											
222 H	UC Santa Barbara	3	1	230 H	Montana	6	0				
31 A	Colorado St.	5	11	230 H	Montana	8	0				
31 A	Colorado St.	4	12	195 H	North Dakota	5	3				
31 A	Colorado St.	4	8	222 H	UC Santa Barbara	6	2				
205 H	California Baptist	6	4	103 N	UTSA	10	1				

Non-Div. I Games:

Fresno St.

Average RPI Win:	137	WON-LOST RECORD	WINNING PCT. RANK	LAST 10 GAMES	STRENGTH OF SCHEDULE	OPP. STRENGTH OF SCHEDULE	TEAM RPI	ADJ RPI	CONF. RPI	ADJ CONF. RPI				
DIV. I ONLY		12-14-0	.46154	158	7-3-0	22	64	61	.55239	58	19	19		
DIV. I NON-CONF.		8-12-0	.4	185	3-1-0	9	19	55	.55927	51	18	18		
<hr/>														
TOTALS	RPI 1-25	RPI 26-50		W-L RECORDS		RPI 51-100		RPI 101-150		RPI 150+				
12-14-0	1-7-0	0-2-0		OVERALL		3-3-0		3-0-0		5-2-0				
2-2-0	0-0-0	0-0-0		HOME		0-0-0		0-0-0		2-2-0				
4-4-0	0-1-0	0-2-0		AWAY		1-1-0		0-0-0		3-0-0				
6-8-0	1-6-0	0-0-0		NEUTRAL		2-2-0		3-0-0		0-0-0				
8-12-0	1-7-0	0-2-0		NON-CONFERENCE		3-3-0		3-0-0		1-0-0				
1-0-0	0-0-0	0-0-0		HOME		0-0-0		0-0-0		1-0-0				
1-4-0	0-1-0	0-0-		AWAY		1-1-0		0-0-0		0-0-0				
6-8-0	1-6-0	0-0-0		NEUTRAL		2-2-0		3-0-0		0-0-0				
4-2-0	0-0-0	0-0-0		CONFERENCE		0-0-0		0-0-0		4-2-0				
1-2-0	0-0-0	0-0-0		HOME		0-0-0		0-0-0		1-2-0				
3-0-0	0-0-0	0-0-0		AWAY		0-0-0		0-0-0		3-0-0				
0-0-0	0-0-0	0-0-0		NEUTRAL		0-0-0		0-0-0		0-0-0				
RPI	S	Opponent	Score		RPI	S	Opponent	Score		RPI	S	Opponent	Score	
5	A	Texas	1	9	42	A	Houston	1	2	63	A	Texas St.	4	3
7	N	Kentucky	0	6	43	A	Baylor	0	7	78	N	UT Arlington	4	3
13	N	Oklahoma St.	0	3						78	N	UT Arlington	0	3
15	N	Ole Miss	1	5						86	N	Southern Miss.	3	2
15	N	Ole Miss	1	2						86	N	Southern Miss.	1	2
20	N	Illinois	10	6						90	A	Memphis	3	5
25	N	Tulsa	1	8										
25	N	Tulsa	2	3										

Non-Div. I Games:

Sam Houston St.

Average RPI Win:		185	WON-LOST RECORD		WINNING PCT. RANK		LAST 10 GAMES		STRENGTH OF SCHEDULE		OPP. STRENGTH OF SCHEDULE		TEAM RPI		ADJ RPI		CONF. RPI		ADJ CONF. RPI					
DIV. I ONLY			21-6-0		.77778		24		7-3-0		210		116		58		.55233		59		21		21	
DIV. I NON-CONF.			18-6-0		.75		32		4-3-0		194		117		57		.55386		60		21		21	
TOTALS		RPI 1-25		RPI 26-50		W-L RECORDS		RPI 51-100		RPI 101-150		RPI 150+												
21-6-0		0-1-0		0-2-0		OVERALL		3-0-0		2-2-0		16-1-0												
16-1-0		0-0-0		0-0-0		HOME		2-0-0		1-1-0		13-0-0												
1-2-0		0-1-0		0-0-0		AWAY		0-0-0		0-0-0		1-1-0												
4-3-0		0-0-0		0-2-0		NEUTRAL		1-0-0		1-1-0		2-0-0												
18-6-0		0-1-0		0-2-0		NON-CONFERENCE		3-0-0		2-2-0		13-1-0												
13-1-0		0-0-0		0-0-0		HOME		2-0-0		1-1-0		10-0-0												
1-2-0		0-1-0		0-0-		AWAY		0-0-0		0-0-0		1-1-0												
4-3-0		0-0-0		0-2-0		NEUTRAL		1-0-0		1-1-0		2-0-0												
3-0-0		0-0-0		0-0-0		CONFERENCE		0-0-0		0-0-0		3-0-0												
3-0-0		0-0-0		0-0-0		HOME		0-0-0		0-0-0		3-0-0												
0-0-0		0-0-0		0-0-0		AWAY		0-0-0		0-0-0		0-0-0												
0-0-0		0-0-0		0-0-0		NEUTRAL		0-0-0		0-0-0		0-0-0												
RPI	S	Opponent		Score		RPI	S	Opponent		Score		RPI	S	Opponent		Score								
6	A	LSU		0 2		26	N	Indiana		4 6		65	H	Miami (OH)		3 1		106	N	Illinois St.		3 0		
						26	N	Indiana		0 2		68	N	SFA		3 0		115	H	Duke		3 1		
												99	H	Towson		6 4		124	H	East Carolina		1 3		
																		130	N	St. John's (NY)		8 10		
																		166	A	Jacksonville		2 3		
																		166	A	Jacksonville		4 0		
																		169	N	Colgate		3 2		
																		174	H	ETSU		8 0		
																		174	H	ETSU		3 0		
																		181	H	Bowling Green		4 2		
																		198	N	Eastern Ill.		8 0		
																		204	H	UConn		3 2		
																		204	H	UConn		4 2		
																		232	H	Presbyterian		11 0		
																		232	H	Presbyterian		8 0		
																		232	H	Presbyterian		9 1		
																		240	H	Robert Morris		5 1		
																		240	H	Robert Morris		8 0		
																		240	H	Robert Morris		8 0		
																		266	H	Youngstown St.		2 1		
																		278	H	N.C. Central		14 0		
LAST 10 GAMES																								
						240	H	Robert Morris		8 0		232	H	Presbyterian		11 0								
						232	H	Presbyterian		8 0		166	A	Jacksonville		4 0								
						166	A	Jacksonville		2 3		169	N	Colgate		3 2								
						174	H	ETSU		3 0		198	N	Eastern Ill.		8 0								
						232	H	Presbyterian		9 1		26	N	Indiana		4 6								

Non-Div. I Games:

USC Upstate

Average RPI Win:		149	WON-LOST RECORD		WINNING PCT. RANK		LAST 10 GAMES		STRENGTH OF SCHEDULE		OPP. STRENGTH OF SCHEDULE		TEAM RPI		ADJ RPI		CONF. RPI		ADJ CONF. RPI				
Average RPI Loss:		108																					
DIV. I ONLY			16-10-0		.61538 82		7-3-0		62		175		54		.55203 60		13		13				
DIV. I NON-CONF.			16-10-0		.61538 88		7-3-0		58		174		56		.55203 62		13		13				
TOTALS		RPI 1-25		RPI 26-50		W-L RECORDS		RPI 51-100		RPI 101-150		RPI 150+											
16-10-0		0-1-0		0-1-0		OVERALL		7-3-0		2-3-0		7-2-0											
10-3-0		0-0-0		0-0-0		HOME		3-1-0		1-1-0		6-1-0											
2-2-0		0-1-0		0-1-0		AWAY		1-0-0		0-0-0		1-0-0											
4-5-0		0-0-0		0-0-0		NEUTRAL		3-2-0		1-2-0		0-1-0											
16-10-0		0-1-0		0-1-0		NON-CONFERENCE		7-3-0		2-3-0		7-2-0											
10-3-0		0-0-0		0-0-0		HOME		3-1-0		1-1-0		6-1-0											
2-2-0		0-1-0		0-0-		AWAY		1-0-0		0-0-0		1-0-0											
4-5-0		0-0-0		0-0-0		NEUTRAL		3-2-0		1-2-0		0-1-0											
0-0-0		0-0-0		0-0-0		CONFERENCE		0-0-0		0-0-0		0-0-0											
0-0-0		0-0-0		0-0-0		HOME		0-0-0		0-0-0		0-0-0											
0-0-0		0-0-0		0-0-0		AWAY		0-0-0		0-0-0		0-0-0											
0-0-0		0-0-0		0-0-0		NEUTRAL		0-0-0		0-0-0		0-0-0											
RPI	S	Opponent		Score		RPI	S	Opponent		Score		RPI	S	Opponent		Score		RPI	S	Opponent		Score	
1	A	Florida St.		0	8	30	A	South Carolina		3	11	62	N	Fairfield		9	1	102	H	Longwood		4	3
												64	N	Maryland		9	17	102	H	Longwood		0	2
												67	N	Iowa St.		2	4	117	N	George Washington		3	4
												67	N	Iowa St.		8	4	130	N	St. John's (NY)		8	4
												79	A	Elon		4	1	130	N	St. John's (NY)		0	6
												79	H	Elon		8	0	177	H	UNCW		11	10
												79	H	Elon		2	0	177	N	UNCW		0	5
												85	N	Ohio		4	3	187	H	Sacred Heart		9	5
												99	H	Towson		10	9	201	H	Oakland		5	0
												99	H	Towson		2	4	225	H	Delaware		6	5
																		259	H	Northern Ky.		5	2
																		274	A	N.C. A&T		8	6
																		283	H	Iona		3	2
																		291	H	Saint Peter's		2	4
LAST 10 GAMES																							
						177	H	UNCW		11	10	274	A	N.C. A&T		8	6						
						177	N	UNCW		0	5	225	H	Delaware		6	5						
						79	H	Elon		8	0	99	H	Towson		2	4						
						79	A	Elon		4	1	99	H	Towson		10	9						
						79	H	Elon		2	0	291	H	Saint Peter's		2	4						

Non-Div. I Games:

UNC Greensboro

Average RPI Win:	167	WON-LOST RECORD	WINNING PCT. RANK	LAST 10 GAMES	STRENGTH OF SCHEDULE	OPP. STRENGTH OF SCHEDULE	TEAM RPI	ADJ RPI	CONF. RPI	ADJ CONF. RPI				
DIV. I ONLY		16-6-0	.72727	42	8-2-0	164	151	56	.55127	61	15	15		
DIV. I NON-CONF.		16-6-0	.72727	43	8-2-0	166	150	59	.55127	63	15	15		
<hr/>														
TOTALS	RPI 1-25	RPI 26-50		W-L RECORDS		RPI 51-100		RPI 101-150		RPI 150+				
16-6-0	0-1-0	1-0-0		OVERALL		1-1-0		4-2-0		10-2-0				
7-1-0	0-0-0	0-0-0		HOME		1-1-0		2-0-0		4-0-0				
2-1-0	0-1-0	1-0-0		AWAY		0-0-0		0-0-0		1-0-0				
7-4-0	0-0-0	0-0-0		NEUTRAL		0-0-0		2-2-0		5-2-0				
<hr/>														
16-6-0	0-1-0	1-0-0		NON-CONFERENCE		1-1-0		4-2-0		10-2-0				
7-1-0	0-0-0	0-0-0		HOME		1-1-0		2-0-0		4-0-0				
2-1-0	0-1-0	1-0-		AWAY		0-0-0		0-0-0		1-0-0				
7-4-0	0-0-0	0-0-0		NEUTRAL		0-0-0		2-2-0		5-2-0				
<hr/>														
0-0-0	0-0-0	0-0-0		CONFERENCE		0-0-0		0-0-0		0-0-0				
0-0-0	0-0-0	0-0-0		HOME		0-0-0		0-0-0		0-0-0				
0-0-0	0-0-0	0-0-0		AWAY		0-0-0		0-0-0		0-0-0				
0-0-0	0-0-0	0-0-0		NEUTRAL		0-0-0		0-0-0		0-0-0				
<hr/>														
RPI	S	Opponent	Score		RPI	S	Opponent	Score		RPI	S	Opponent	Score	
14	A	Texas Tech	3	11	49	A	Georgia Tech	4	3	86	H	Southern Miss.	4	10
										120	N	Rutgers	5	13
										120	N	Rutgers	11	2
										121	N	North Ala.	2	1
										125	N	Gardner-Webb	2	3
										145	H	Kennesaw St.	7	6
										145	H	Kennesaw St.	2	0
										165	H	Samford	3	2
										166	H	Jacksonville	9	4
										166	H	Jacksonville	7	5
										166	H	Jacksonville	7	1
176	N	Western Caro.	6	8										
200	A	Mercer	15	0										
217	N	Northern Colo.	4	1										
217	N	Northern Colo.	12	6										
218	N	Purdue Fort Wayne	7	2										
231	N	Army West Point	6	11										
231	N	Army West Point	6	0										
253	N	Alabama A&M	9	6										
LAST 10 GAMES														
49	A	Georgia Tech	4	3	86	H	Southern Miss.	4	10					
253	N	Alabama A&M	9	6	166	H	Jacksonville	7	5					
121	N	North Ala.	2	1	166	H	Jacksonville	9	4					
145	H	Kennesaw St.	7	6	145	H	Kennesaw St.	2	0					
166	H	Jacksonville	7	1	217	N	Northern Colo.	12	6					

Non-Div. I Games:

Jacksonville St.

Average RPI Win:	172	WON-LOST	WINNING	LAST 10	STRENGTH OF	OPP. STRENGTH	TEAM	ADJ	CONF.	ADJ CONF.	
Average RPI Loss:	104	RECORD	PCT. RANK	GAMES	SCHEDULE	OF SCHEDULE	RPI	RPI	RPI	RPI	
DIV. I ONLY	11-3-0	.78571	20	8-2-0	212	123	57	.55121	62	30	30
DIV. I NON-CONF.	11-3-0	.78571	27	8-2-0	211	123	61	.55121	64	30	30
TOTALS	RPI 1-25	RPI 26-50	W-L RECORDS	RPI 51-100	RPI 101-150	RPI 150+					
11-3-0	0-0-0	0-0-0	OVERALL	1-2-0	3-0-0	7-1-0					
0-0-0	0-0-0	0-0-0	HOME	0-0-0	0-0-0	0-0-0					
6-0-0	0-0-0	0-0-0	AWAY	1-0-0	1-0-0	4-0-0					
5-3-0	0-0-0	0-0-0	NEUTRAL	0-2-0	2-0-0	3-1-0					
11-3-0	0-0-0	0-0-0	NON-CONFERENCE	1-2-0	3-0-0	7-1-0					
0-0-0	0-0-0	0-0-0	HOME	0-0-0	0-0-0	0-0-0					
6-0-0	0-0-0	0-0-	AWAY	1-0-0	1-0-0	4-0-0					
5-3-0	0-0-0	0-0-0	NEUTRAL	0-2-0	2-0-0	3-1-0					
0-0-0	0-0-0	0-0-0	CONFERENCE	0-0-0	0-0-0	0-0-0					
0-0-0	0-0-0	0-0-0	HOME	0-0-0	0-0-0	0-0-0					
0-0-0	0-0-0	0-0-0	AWAY	0-0-0	0-0-0	0-0-0					
0-0-0	0-0-0	0-0-0	NEUTRAL	0-0-0	0-0-0	0-0-0					
RPI S	Opponent	Score	RPI S	Opponent	Score	RPI S	Opponent	Score	RPI S	Opponent	Score
						51 N	Fla. Atlantic	4 12	117 N	George Washington	6 5
						60 N	UNC Greensboro	1 9	128 N	UT Martin	3 2
						64 A	Maryland	6 5	137 A	Campbell	10 1
									155 A	Yale	3 0
									179 A	Stetson	3 1
									183 N	Bethune-Cookman	11 0
									183 N	Bethune-Cookman	3 1
									201 N	Oakland	6 7
									238 A	Hartford	6 5
									238 A	Hartford	10 0
									273 N	La Salle	10 1
LAST 10 GAMES											
						238 A	Hartford	10 0	183 N	Bethune-Cookman	3 1
						238 A	Hartford	6 5	179 A	Stetson	3 1
						273 N	La Salle	10 1	183 N	Bethune-Cookman	11 0
						201 N	Oakland	6 7	128 N	UT Martin	3 2
						155 A	Yale	3 0	64 A	Maryland	6 5

Non-Div. I Games:

Fairfield

Average RPI Win: 120		WON-LOST RECORD		WINNING PCT. RANK		LAST 10 GAMES		STRENGTH OF SCHEDULE		OPP. STRENGTH OF SCHEDULE		TEAM RPI		ADJ RPI		CONF. RPI		ADJ CONF. RPI	
DIV. I ONLY		11-15-0		.42308 176		3-7-0		18		71		72		.55057 63		9		9	
DIV. I NON-CONF.		9-11-0		.45 164		1-3-0		26		82		76		.55032 66		9		8	
TOTALS		RPI 1-25		RPI 26-50		W-L RECORDS		RPI 51-100		RPI 101-150		RPI 150+							
11-15-0		0-3-0		4-6-0		OVERALL		0-4-0		4-2-0		3-0-0							
1-7-0		0-3-0		1-2-0		HOME		0-1-0		0-1-0		0-0-0							
4-5-0		0-0-0		2-3-0		AWAY		0-1-0		2-1-0		0-0-0							
6-3-0		0-0-0		1-1-0		NEUTRAL		0-2-0		2-0-0		3-0-0							
9-11-0		0-0-0		4-6-0		NON-CONFERENCE		0-4-0		2-1-0		3-0-0							
1-4-0		0-0-0		1-2-0		HOME		0-1-0		0-1-0		0-0-0							
2-4-0		0-0-0		2-0-		AWAY		0-1-0		0-0-0		0-0-0							
6-3-0		0-0-0		1-1-0		NEUTRAL		0-2-0		2-0-0		3-0-0							
2-4-0		0-3-0		0-0-0		CONFERENCE		0-0-0		2-1-0		0-0-0							
0-3-0		0-3-0		0-0-0		HOME		0-0-0		0-0-0		0-0-0							
2-1-0		0-0-0		0-0-0		AWAY		0-0-0		2-1-0		0-0-0							
0-0-0		0-0-0		0-0-0		NEUTRAL		0-0-0		0-0-0		0-0-0							
RPI	S	Opponent		Score		RPI	S	Opponent		Score		RPI	S	Opponent		Score			
18	H	Louisiana		1	6	28	N	Virginia Tech		17	5	58	H	Sam Houston St.		3	4		
18	H	Louisiana		4	7	28	N	Virginia Tech		0	10	73	N	Wichita St.		0	3		
18	H	Louisiana		3	5	31	A	Colorado St.		7	3	89	N	Bradley		10	12		
						38	A	South Fla.		4	3	93	A	New Mexico St.		4	7		
						38	A	South Fla.		0	3			111 N DePaul		3	0		
						42	A	Houston		3	8			148 N San Jose St.		12	3		
						42	A	Houston		0	10			230 N Montana		11	3		
						43	H	Baylor		1	4			230 N Montana		7	5		
						47	H	North Dakota St.		9	1			249 N Texas Southern		7	3		
						47	H	North Dakota St.		3	4								
LAST 10 GAMES																			
						73	N	Wichita St.		0	3	105	A	South Alabama		1	3		
						42	A	Houston		0	10	105	A	South Alabama		9	6		
						31	A	Colorado St.		7	3	18	H	Louisiana		4	7		
						47	H	North Dakota St.		9	1	18	H	Louisiana		3	5		
						105	A	South Alabama		12	2	18	H	Louisiana		1	6		

Non-Div. I Games:

Texas St.

Average RPI Win: 147		WON-LOST RECORD	WINNING PCT. RANK	LAST 10 GAMES	STRENGTH OF SCHEDULE	OPP. STRENGTH OF SCHEDULE	TEAM RPI	ADJ RPI		CONF. RPI	ADJ CONF. RPI					
Average RPI Loss: 87																
DIV. I ONLY		16-11-0	.59259	93	7-3-0	73	129	63	.54952	64	4	4				
DIV. I NON-CONF.		16-11-0	.59259	97	7-3-0	70	130	68	.54952	67	5	5				
<hr/>																
TOTALS		RPI 1-25	RPI 26-50		W-L RECORDS		RPI 51-100		RPI 101-150		RPI 150+					
16-11-0		0-1-0	2-2-0		OVERALL		1-3-0		7-4-0		6-1-0					
4-1-0		0-0-0	0-0-0		HOME		0-1-0		0-0-0		4-0-0					
2-6-0		0-0-0	1-2-0		AWAY		0-2-0		1-1-0		0-1-0					
10-4-0		0-1-0	1-0-0		NEUTRAL		1-0-0		6-3-0		2-0-0					
16-11-0		0-1-0	2-2-0		NON-CONFERENCE		1-3-0		7-4-0		6-1-0					
4-1-0		0-0-0	0-0-0		HOME		0-1-0		0-0-0		4-0-0					
2-6-0		0-0-0	1-0-		AWAY		0-2-0		1-1-0		0-1-0					
10-4-0		0-1-0	1-0-0		NEUTRAL		1-0-0		6-3-0		2-0-0					
0-0-0		0-0-0	0-0-0		CONFERENCE		0-0-0		0-0-0		0-0-0					
0-0-0		0-0-0	0-0-0		HOME		0-0-0		0-0-0		0-0-0					
0-0-0		0-0-0	0-0-0		AWAY		0-0-0		0-0-0		0-0-0					
0-0-0		0-0-0	0-0-0		NEUTRAL		0-0-0		0-0-0		0-0-0					
RPI	S	Opponent	Score		RPI	S	Opponent	Score		RPI	S	Opponent	Score			
11	N	Alabama	0	10	27	A	North Carolina	5	11	60	N	UNC Greensboro	17	9		
					36	N	UNLV	5	0	62	H	Fairfield	5	6		
					42	A	Houston	4	2	70	A	Troy	3	4		
					42	A	Houston	4	12	70	A	Troy	1	10		
												113	N	Nicholls St.	2	1
												117	N	George Washington	2	5
												128	N	UT Martin	2	3
												128	N	UT Martin	5	4
												143	N	Portland St.	12	9
												143	N	Portland St.	8	13
												150	N	Murray St.	6	3
												150	N	Murray St.	3	2
												160	H	Villanova	6	5
												179	A	Stetson	5	6
												183	N	Bethune-Cookman	3	2
												223	H	Rhode Island	6	4
												227	N	La.-Monroe	8	0
												258	H	UMBC	9	2
												265	H	Bryant	9	2
<hr/>																
LAST 10 GAMES																
					160	H	Villanova	6	5	128	N	UT Martin	5	4		
					265	H	Bryant	9	2	183	N	Bethune-Cookman	3	2		
					223	H	Rhode Island	6	4	179	A	Stetson	5	6		
					258	H	UMBC	9	2	62	H	Fairfield	5	6		
					128	N	UT Martin	2	3	60	N	UNC Greensboro	17	9		

Non-Div. I Games:

Maryland



Average RPI Win:		161	WON-LOST RECORD		WINNING PCT. RANK		LAST 10 GAMES		STRENGTH OF SCHEDULE		OPP. STRENGTH OF SCHEDULE		TEAM RPI		ADJ RPI		CONF. RPI		ADJ CONF. RPI	
DIV. I ONLY			12-10-0		.54545 115		5-5-0		39		199		65		.54751 65		17		17	
DIV. I NON-CONF.			12-10-0		.54545 112		5-5-0		41		205		69		.54751 69		17		17	
TOTALS		RPI 1-25		RPI 26-50		W-L RECORDS		RPI 51-100		RPI 101-150		RPI 150+								
12-10-0		0-1-0		1-0-0		OVERALL		3-6-0		2-2-0		6-1-0								
3-2-0		0-0-0		0-0-0		HOME		1-0-0		1-1-0		1-1-0								
2-3-0		0-1-0		1-0-0		AWAY		1-2-0		0-0-0		0-0-0								
7-5-0		0-0-0		0-0-0		NEUTRAL		1-4-0		1-1-0		5-0-0								
12-10-0		0-1-0		1-0-0		NON-CONFERENCE		3-6-0		2-2-0		6-1-0								
3-2-0		0-0-0		0-0-0		HOME		1-0-0		1-1-0		1-1-0								
2-3-0		0-1-0		1-0-		AWAY		1-2-0		0-0-0		0-0-0								
7-5-0		0-0-0		0-0-0		NEUTRAL		1-4-0		1-1-0		5-0-0								
0-0-0		0-0-0		0-0-0		CONFERENCE		0-0-0		0-0-0		0-0-0								
0-0-0		0-0-0		0-0-0		HOME		0-0-0		0-0-0		0-0-0								
0-0-0		0-0-0		0-0-0		AWAY		0-0-0		0-0-0		0-0-0								
0-0-0		0-0-0		0-0-0		NEUTRAL		0-0-0		0-0-0		0-0-0								
RPI	S	Opponent		Score		RPI	S	Opponent		Score		RPI	S	Opponent		Score				
7	A	Kentucky		1	9	36	A	UNLV		1	0	52	A	Lipscomb		1	6			
												54	N	Seattle U		2	7			
												59	A	USC Upstate		1	3			
												66	A	Southern Ill.		7	5			
												76	H	Appalachian St.		5	4			
												76	N	Appalachian St.		4	6			
												94	N	Iowa		1	2			
												98	N	UC Davis		7	6			
												99	N	Towson		3	8			
														254 N Utah Valley		5	2			
														254 N Utah Valley		5	3			
														266 N Youngstown St.		6	0			
LAST 10 GAMES																				
						76	N	Appalachian St.		4	6	7	A	Kentucky		1	9			
						210	H	Dayton		8	0	94	N	Iowa		1	2			
						135	H	Austin Peay		6	2	216	N	Green Bay		6	1			
						154	H	Michigan St.		2	12	66	A	Southern Ill.		7	5			
						135	H	Austin Peay		1	4	198	N	Eastern Ill.		3	1			

Non-Div. I Games:

Miami (OH)

Average RPI Win:		131	WON-LOST RECORD		WINNING PCT. RANK		LAST 10 GAMES		STRENGTH OF SCHEDULE		OPP. STRENGTH OF SCHEDULE		TEAM RPI		ADJ RPI		CONF. RPI		ADJ CONF. RPI	
DIV. I ONLY			14-9-0		.6087 83		4-6-0		125		44		64		.54697 66		11		11	
DIV. I NON-CONF.			12-6-0		.66667 62		2-3-0		145		96		67		.5488 68		11		11	
TOTALS		RPI 1-25		RPI 26-50		W-L RECORDS		RPI 51-100		RPI 101-150		RPI 150+								
14-9-0		0-1-0		4-3-0		OVERALL		2-1-0		3-3-0		5-1-0								
6-6-0		0-0-0		2-3-0		HOME		2-1-0		0-1-0		2-1-0								
0-1-0		0-0-0		0-0-0		AWAY		0-0-0		0-1-0		0-0-0								
8-2-0		0-1-0		2-0-0		NEUTRAL		0-0-0		3-1-0		3-0-0								
12-6-0		0-1-0		2-0-0		NON-CONFERENCE		2-1-0		3-3-0		5-1-0								
4-3-0		0-0-0		0-0-0		HOME		2-1-0		0-1-0		2-1-0								
0-1-0		0-0-0		0-0-		AWAY		0-0-0		0-1-0		0-0-0								
8-2-0		0-1-0		2-0-0		NEUTRAL		0-0-0		3-1-0		3-0-0								
2-3-0		0-0-0		2-3-0		CONFERENCE		0-0-0		0-0-0		0-0-0								
2-3-0		0-0-0		2-3-0		HOME		0-0-0		0-0-0		0-0-0								
0-0-0		0-0-0		0-0-0		AWAY		0-0-0		0-0-0		0-0-0								
0-0-0		0-0-0		0-0-0		NEUTRAL		0-0-0		0-0-0		0-0-0								
RPI	S	Opponent		Score		RPI	S	Opponent		Score		RPI	S	Opponent		Score				
7	N	Kentucky		5	6	33	N	Mississippi St.		4	1	65	H	Miami (OH)		5	7			
						35	H	Drake		0	6	85	H	Ohio		2	1			
						35	H	Drake		4	6	85	H	Ohio		3	0			
						35	H	Drake		1	0									
						46	H	Missouri St.		11	2									
						46	H	Missouri St.		3	5									
						47	N	North Dakota St.		10	9									
						LAST 10 GAMES														
						150	H	Murray St.		3	5	35	H	Drake		0	6			
						85	H	Ohio		2	1	46	H	Missouri St.		3	5			
						46	H	Missouri St.		11	2	239	H	Butler		16	0			
						35	H	Drake		4	6	65	H	Miami (OH)		5	7			
						35	H	Drake		1	0	234	N	Saint Louis		10	0			

**Non-Div. I Games:**

Southern Ill.

Average RPI Win:		146	WON-LOST RECORD		WINNING PCT. RANK		LAST 10 GAMES		STRENGTH OF SCHEDULE		OPP. STRENGTH OF SCHEDULE		TEAM RPI		ADJ RPI		CONF. RPI		ADJ CONF. RPI			
Average RPI Loss:		92																				
DIV. I ONLY			17-10-0		.62963 71		8-2-0		144		68		66		.54573 67		3		3			
DIV. I NON-CONF.			17-10-0		.62963 76		8-2-0		135		59		71		.54573 71		3		3			
TOTALS		RPI 1-25		RPI 26-50		W-L RECORDS		RPI 51-100		RPI 101-150		RPI 150+										
17-10-0		0-3-0		1-0-0		OVERALL		3-3-0		4-0-0		9-4-0										
0-1-0		0-0-0		0-0-0		HOME		0-0-0		0-0-0		0-1-0										
3-4-0		0-3-0		0-0-0		AWAY		0-1-0		0-0-0		3-0-0										
14-5-0		0-0-0		1-0-0		NEUTRAL		3-2-0		4-0-0		6-3-0										
17-10-0		0-3-0		1-0-0		NON-CONFERENCE		3-3-0		4-0-0		9-4-0										
0-1-0		0-0-0		0-0-0		HOME		0-0-0		0-0-0		0-1-0										
3-4-0		0-3-0		0-0-		AWAY		0-1-0		0-0-0		3-0-0										
14-5-0		0-0-0		1-0-0		NEUTRAL		3-2-0		4-0-0		6-3-0										
0-0-0		0-0-0		0-0-0		CONFERENCE		0-0-0		0-0-0		0-0-0										
0-0-0		0-0-0		0-0-0		HOME		0-0-0		0-0-0		0-0-0										
0-0-0		0-0-0		0-0-0		AWAY		0-0-0		0-0-0		0-0-0										
0-0-0		0-0-0		0-0-0		NEUTRAL		0-0-0		0-0-0		0-0-0										
RPI	S	Opponent		Score		RPI	S	Opponent		Score		RPI	S	Opponent		Score						
1	A	Florida St.		0	1	31	N	Colorado St.		6	5	56	A	Grand Canyon		0	2	110	N	Utah	7	4
1	A	Florida St.		0	5							60	N	UNC Greensboro		4	2	111	N	DePaul	6	4
22	A	Stanford		1	2							60	N	UNC Greensboro		4	8	143	N	Portland St.	3	2
												76	N	Appalachian St.		1	2	149	N	Boston U.	1	0
												84	N	Long Beach St.		2	1	152	N	Col. of Charleston	3	4
												97	N	Marshall		1	0	158	N	Utah St.	9	0
																		158	N	Utah St.	1	10
																		172	A	Cal Poly	6	3
																		172	A	Cal Poly	8	2
																		172	A	Cal Poly	4	2
																		177	H	UNCW	2	3
																		178	N	South Dakota	2	1
																		192	N	Harvard	7	5
																		206	N	Radford	2	1
																		217	N	Northern Colo.	6	7
																		217	N	Northern Colo.	7	3
																		236	N	Dartmouth	12	0
LAST 10 GAMES																						
						84	N	Long Beach St.		2	1	172	A	Cal Poly		8	2					
						152	N	Col. of Charleston		3	4	158	N	Utah St.		9	0					
						149	N	Boston U.		1	0	172	A	Cal Poly		6	3					
						192	N	Harvard		7	5	158	N	Utah St.		1	10					
						111	N	DePaul		6	4	172	A	Cal Poly		4	2					

Non-Div. I Games:

Iowa St.

Average RPI Win: 149		WON-LOST RECORD		WINNING PCT. RANK		LAST 10 GAMES		STRENGTH OF SCHEDULE		OPP. STRENGTH OF SCHEDULE		TEAM RPI		ADJ RPI		CONF. RPI		ADJ CONF. RPI	
DIV. I ONLY		15-12-0		.55556 110		4-6-0		77		82		75		.54493 68		19		19	
DIV. I NON-CONF.		12-9-0		.57143 106		1-3-0		57		58		60		.55714 52		18		18	
TOTALS		RPI 1-25		RPI 26-50		W-L RECORDS		RPI 51-100		RPI 101-150		RPI 150+							
15-12-0		1-4-0		2-1-0		OVERALL		0-1-0		6-6-0		6-0-0							
4-1-0		0-0-0		0-0-0		HOME		0-0-0		2-1-0		2-0-0							
2-9-0		0-4-0		1-1-0		AWAY		0-0-0		1-4-0		0-0-0							
9-2-0		1-0-0		1-0-0		NEUTRAL		0-1-0		3-1-0		4-0-0							
12-9-0		1-4-0		2-1-0		NON-CONFERENCE		0-1-0		3-3-0		6-0-0							
2-0-0		0-0-0		0-0-0		HOME		0-0-0		0-0-0		2-0-0							
1-7-0		0-4-0		1-0-		AWAY		0-0-0		0-2-0		0-0-0							
9-2-0		1-0-0		1-0-0		NEUTRAL		0-1-0		3-1-0		4-0-0							
3-3-0		0-0-0		0-0-0		CONFERENCE		0-0-0		3-3-0		0-0-0							
2-1-0		0-0-0		0-0-0		HOME		0-0-0		2-1-0		0-0-0							
1-2-0		0-0-0		0-0-0		AWAY		0-0-0		1-2-0		0-0-0							
0-0-0		0-0-0		0-0-0		NEUTRAL		0-0-0		0-0-0		0-0-0							
RPI	S	Opponent		Score		RPI	S	Opponent		Score		RPI	S	Opponent		Score			
6	A	LSU		0	6	26	N	Indiana		1	0	59	N	USC Upstate		0	3		
6	A	LSU		3	13	33	A	Mississippi St.		1	0			South Alabama		0	8		
18	A	Louisiana		2	5	33	A	Mississippi St.		0	3			Illinois St.		0	6		
18	A	Louisiana		1	9									Middle Tenn.		7	1		
20	N	Illinois		7	2									Middle Tenn.		2	1		
														Southeastern La.		1	7		
														Southeastern La.		11	6		
														Southeastern La.		1	3		
														Austin Peay		5	1		
														McNeese		7	0		
														McNeese		2	8		
														McNeese		4	2		
														Hofstra		7	3		
														Valparaiso		6	2		
														La.-Monroe		4	0		
														Texas Southern		8	0		
														Jackson St.		13	2		
														Jackson St.		7	3		
LAST 10 GAMES																			
		129 A Southeastern La.		1	3			114 N Middle Tenn.		2	1								
		129 A Southeastern La.		11	6			140 H McNeese		2	8								
		129 A Southeastern La.		1	7			140 H McNeese		4	2								
		18 A Louisiana		2	5			140 H McNeese		7	0								
		33 A Mississippi St.		1	0			6 A LSU		3	13								

Non-Div. I Games:

SFA

Average RPI Win:		172	WON-LOST RECORD		WINNING PCT. RANK		LAST 10 GAMES		STRENGTH OF SCHEDULE		OPP. STRENGTH OF SCHEDULE		TEAM RPI		ADJ RPI		CONF. RPI		ADJ CONF. RPI	
DIV. I ONLY		17-9-1		.64815 65		7-2-1		162		74		76		.54446 69		2		2		
DIV. I NON-CONF.		16-7-1		.6875 58		6-0-1		159		64		62		.55609 54		2		2		
TOTALS		RPI 1-25		RPI 26-50		W-L RECORDS		RPI 51-100		RPI 101-150		RPI 150+								
17-9-1		2-6-0		1-0-0		OVERALL		1-1-0		4-2-0		9-0-1								
0-0-0		0-0-0		0-0-0		HOME		0-0-0		0-0-0		0-0-0								
4-4-0		0-2-0		0-0-0		AWAY		0-0-0		2-2-0		2-0-0								
13-5-1		2-4-0		1-0-0		NEUTRAL		1-1-0		2-0-0		7-0-1								
16-7-1		2-6-0		1-0-0		NON-CONFERENCE		1-1-0		3-0-0		9-0-1								
0-0-0		0-0-0		0-0-0		HOME		0-0-0		0-0-0		0-0-0								
3-2-0		0-2-0		0-0-		AWAY		0-0-0		1-0-0		2-0-0								
13-5-1		2-4-0		1-0-0		NEUTRAL		1-1-0		2-0-0		7-0-1								
1-2-0		0-0-0		0-0-0		CONFERENCE		0-0-0		1-2-0		0-0-0								
0-0-0		0-0-0		0-0-0		HOME		0-0-0		0-0-0		0-0-0								
1-2-0		0-0-0		0-0-0		AWAY		0-0-0		1-2-0		0-0-0								
0-0-0		0-0-0		0-0-0		NEUTRAL		0-0-0		0-0-0		0-0-0								
RPI	S	Opponent		Score		RPI	S	Opponent		Score		RPI	S	Opponent		Score				
5	N	Texas		0	10	50	N	Cal St. Fullerton		2	1	84	N	Long Beach St.		12	9			
7	N	Kentucky		0	5							93	N	New Mexico St.		5	6			
12	N	Minnesota		0	4									Utah		8	7			
13	N	Oklahoma St.		1	4									Duke		1	0			
18	A	Louisiana		1	7									Hawaii		14	0			
18	A	Louisiana		3	7									SIUE		8	0			
21	N	Notre Dame		7	6									Bowling Green		11	3			
23	N	James Madison		7	2									Bowling Green		0	0			
														UC Santa Barbara		11	0			
														Fordham		9	0			
														A&M-Corpus Christi		4	1			
														Saint Mary's (CA)		13	5			
														Niagara		14	3			
														Incarnate Word		7	0			
														St. Bonaventure		8	0			
														St. Bonaventure		12	0			
LAST 10 GAMES																				
				181	N	Bowling Green		11	3	110	A	Utah		4	5					
				7	N	Kentucky		0	5	142	N	SIUE		8	0					
				18	A	Louisiana		3	7	290	N	St. Bonaventure		12	0					
				110	A	Utah		8	7	264	N	Niagara		14	3					
				110	A	Utah		3	7	139	A	Hawaii		14	0					

Non-Div. I Games:




California

Average RPI Win:		175	WON-LOST RECORD		WINNING PCT. RANK		LAST 10 GAMES		STRENGTH OF SCHEDULE		OPP. STRENGTH OF SCHEDULE		TEAM RPI		ADJ RPI		CONF. RPI		ADJ CONF. RPI				
Average RPI Loss:		51																					
DIV. I ONLY			18-12-0		.6		89		3-7-0		112		72		67		.54432		70				
DIV. I NON-CONF.			16-8-0		.66667		62		1-3-0		91		68		47		.56282		47				
TOTALS		RPI 1-25		RPI 26-50		W-L RECORDS		RPI 51-100		RPI 101-150		RPI 150+											
18-12-0		0-7-0		0-3-0		OVERALL		2-0-0		3-0-0		13-2-0											
5-4-0		0-2-0		0-0-0		HOME		2-0-0		1-0-0		2-2-0											
2-5-0		0-5-0		0-0-0		AWAY		0-0-0		0-0-0		2-0-0											
11-3-0		0-0-0		0-3-0		NEUTRAL		0-0-0		2-0-0		9-0-0											
16-8-0		0-4-0		0-3-0		NON-CONFERENCE		2-0-0		3-0-0		11-1-0											
3-3-0		0-2-0		0-0-0		HOME		2-0-0		1-0-0		0-1-0											
2-2-0		0-2-0		0-0-		AWAY		0-0-0		0-0-0		2-0-0											
11-3-0		0-0-0		0-3-0		NEUTRAL		0-0-0		2-0-0		9-0-0											
2-4-0		0-3-0		0-0-0		CONFERENCE		0-0-0		0-0-0		2-1-0											
2-1-0		0-0-0		0-0-0		HOME		0-0-0		0-0-0		2-1-0											
0-3-0		0-3-0		0-0-0		AWAY		0-0-0		0-0-0		0-0-0											
0-0-0		0-0-0		0-0-0		NEUTRAL		0-0-0		0-0-0		0-0-0											
RPI	S	Opponent		Score		RPI	S	Opponent		Score		RPI	S	Opponent		Score		RPI	S	Opponent		Score	
6	A	LSU		0	11	30	N	South Carolina		2	10	64	H	Maryland		10	1	146	N	Massachusetts		5	1
11	H	Alabama		0	8	40	N	Missouri		0	6	64	H	Maryland		4	3	147	N	LIU Brooklyn		9	1
11	H	Alabama		1	7	47	N	North Dakota St.		2	3							150	H	Murray St.		2	1
17	A	Auburn		1	3													151	N	Saint Joseph's		7	4
18	A	Louisiana		0	8													153	N	Furman		9	0
18	A	Louisiana		1	9													160	N	Villanova		6	1
18	A	Louisiana		0	8													165	H	Samford		3	5
																		179	N	Stetson		14	0
																		182	A	Florida A&M		3	2
																		182	A	Florida A&M		8	2
																		198	N	Eastern Ill.		3	0
																		198	N	Eastern Ill.		4	3
																		212	N	Binghamton		6	3
																		227	H	La.-Monroe		6	1
																		227	H	La.-Monroe		1	4
																		227	H	La.-Monroe		8	0
																		229	N	Penn		8	3
																		284	N	Incarnate Word		9	0
LAST 10 GAMES																							
227 H La.-Monroe						1	4	18 A Louisiana						1	9								
227 H La.-Monroe						8	0	6 A LSU						0	11								
182 A Florida A&M						8	2	227 H La.-Monroe						6	1								
18 A Louisiana						0	8	165 H Samford						3	5								
18 A Louisiana						0	8	229 N Penn						8	3								

Non-Div. I Games:

Troy

S  
o  
u  
t  
h  
D  
a  
k  
o  
t  
a  
s  
t  
.

 Tie,  Loss,  Non-Conf, S Site, H Home, A Away, N Neutral Page 71

Average RPI Win:	152	WON-LOST RECORD	WINNING PCT. RANK	LAST 10 GAMES	STRENGTH OF SCHEDULE	OPP. STRENGTH OF SCHEDULE	TEAM RPI	ADJ RPI	CONF. RPI	ADJ CONF. RPI
Average RPI Loss:	69	16-9-0	.64 69	6-4-0	159	58	74	.54309 72	8	8
DIV. I ONLY		11-8-0	.57895 101	1-3-0	118	74	86	.53649 82	8	9
DIV. I NON-CONF.										
<hr/>										
TOTALS	RPI 1-25	RPI 26-50		W-L RECORDS	RPI 51-100		RPI 101-150		RPI 150+	
16-9-0	1-3-0	0-1-0		OVERALL	5-4-0		0-0-0		10-1-0	
8-1-0	0-0-0	0-0-0		HOME	2-1-0		0-0-0		6-0-0	
1-5-0	0-2-0	0-1-0		AWAY	1-1-0		0-0-0		0-1-0	
7-3-0	1-1-0	0-0-0		NEUTRAL	2-2-0		0-0-0		4-0-0	
11-8-0	1-3-0	0-1-0		NON-CONFERENCE	3-3-0		0-0-0		7-1-0	
3-0-0	0-0-0	0-0-0		HOME	0-0-0		0-0-0		3-0-0	
1-5-0	0-2-0	0-0-		AWAY	1-1-0		0-0-0		0-1-0	
7-3-0	1-1-0	0-0-0		NEUTRAL	2-2-0		0-0-0		4-0-0	
5-1-0	0-0-0	0-0-0		CONFERENCE	2-1-0		0-0-0		3-0-0	
5-1-0	0-0-0	0-0-0		HOME	2-1-0		0-0-0		3-0-0	
0-0-0	0-0-0	0-0-0		AWAY	0-0-0		0-0-0		0-0-0	
0-0-0	0-0-0	0-0-0		NEUTRAL	0-0-0		0-0-0		0-0-0	
<hr/>										
RPI S	Opponent	Score		RPI S	Opponent	Score		RPI S	Opponent	Score
14 A	Texas Tech	1	6	43 A	Baylor	2	5	53 A	Texas A&M	10 2
14 A	Texas Tech	1	8					78 A	UT Arlington	10 13
18 N	Louisiana	2	10					78 N	UT Arlington	5 1
18 N	Louisiana	5	1					78 N	UT Arlington	7 12
								83 N	Kent St.	9 0
								83 N	Kent St.	0 6
								86 H	Southern Miss.	7 5
								86 H	Southern Miss.	3 7
								86 H	Southern Miss.	4 3

Non-Div. I Games:

North Texas



Average RPI Win: 158		WON-LOST RECORD		WINNING PCT. RANK		LAST 10 GAMES		STRENGTH OF SCHEDULE		OPP. STRENGTH OF SCHEDULE		TEAM RPI		ADJ RPI		CONF. RPI		ADJ CONF. RPI					
DIV. I ONLY		18-9-0		.66667		58		5-5-0		163		100		70		.54288		73		6		6	
DIV. I NON-CONF.		18-9-0		.66667		62		5-5-0		165		97		74		.54288		74		6		6	
TOTALS		RPI 1-25		RPI 26-50		W-L RECORDS		RPI 51-100		RPI 101-150		RPI 150+											
18-9-0		0-2-0		1-2-0		OVERALL		4-1-0		4-1-0		9-3-0											
4-0-0		0-0-0		0-0-0		HOME		0-0-0		4-0-0		0-0-0											
3-2-0		0-1-0		1-0-0		AWAY		1-0-0		0-0-0		1-1-0											
11-7-0		0-1-0		0-2-0		NEUTRAL		3-1-0		0-1-0		8-2-0											
18-9-0		0-2-0		1-2-0		NON-CONFERENCE		4-1-0		4-1-0		9-3-0											
4-0-0		0-0-0		0-0-0		HOME		0-0-0		4-0-0		0-0-0											
3-2-0		0-1-0		1-0-		AWAY		1-0-0		0-0-0		1-1-0											
11-7-0		0-1-0		0-2-0		NEUTRAL		3-1-0		0-1-0		8-2-0											
0-0-0		0-0-0		0-0-0		CONFERENCE		0-0-0		0-0-0		0-0-0											
0-0-0		0-0-0		0-0-0		HOME		0-0-0		0-0-0		0-0-0											
0-0-0		0-0-0		0-0-0		AWAY		0-0-0		0-0-0		0-0-0											
0-0-0		0-0-0		0-0-0		NEUTRAL		0-0-0		0-0-0		0-0-0											
RPI	S	Opponent		Score		RPI	S	Opponent		Score		RPI	S	Opponent		Score		RPI	S	Opponent		Score	
12	N	Minnesota		0	5	28	N	Virginia Tech		3	11	63	N	Texas St.		3	0	111	H	DePaul		6	2
13	A	Oklahoma St.		0	3	47	N	North Dakota St.		4	6	74	N	Southeast Mo. St.		8	0	122	H	Nebraska		6	2
						48	A	Louisiana Tech		13	3	78	A	UT Arlington		3	1	122	H	Nebraska		7	5
												88	N	Chattanooga		2	3	122	H	Nebraska		10	1
												99	N	Towson		5	4	133	N	Monmouth		4	7
																		152	A	Col. of Charleston		1	4
																		180	N	Central Mich.		6	2
																		194	N	Prairie View		2	5
																		197	N	Abilene Christian		8	1
																		197	N	Abilene Christian		5	1
																		197	N	Abilene Christian		3	2
																		202	N	Pittsburgh		7	2
																		202	N	Pittsburgh		2	4
																		249	A	Texas Southern		8	1
																		249	N	Texas Southern		11	0
																		261	N	Mississippi Val.		11	5
																		276	N	Fairleigh Dickinson		8	0
						LAST 10 GAMES																	
						122	H	Nebraska		10	1	133	N	Monmouth		4	7						
						63	N	Texas St.		3	0	12	N	Minnesota		0	5						
						249	N	Texas Southern		11	0	99	N	Towson		5	4						
						197	N	Abilene Christian		3	2	47	N	North Dakota St.		4	6						
						122	H	Nebraska		7	5	88	N	Chattanooga		2	3						

Non-Div. I Games:

Wichita St.

Average RPI Win:	187	WON-LOST	WINNING	LAST 10	STRENGTH OF	OPP. STRENGTH	TEAM	ADJ	CONF.	ADJ CONF.		
Average RPI Loss:	43	RECORD	PCT. RANK	GAMES	SCHEDULE	OF SCHEDULE	RPI	RPI	RPI	RPI		
DIV. I ONLY		22-7-0	.75862	28	10-0-0	238	90	77	.54271	74	15	15
DIV. I NON-CONF.		22-7-0	.75862	31	10-0-0	235	84	77	.54271	75	15	15
<hr/>												
TOTALS	RPI 1-25	RPI 26-50		W-L RECORDS		RPI 51-100		RPI 101-150		RPI 150+		
22-7-0	0-0-0	2-6-0		OVERALL		1-1-0		2-0-0		17-0-0		
1-0-0	0-0-0	1-0-0		HOME		0-0-0		0-0-0		0-0-0		
6-2-0	0-0-0	1-2-0		AWAY		0-0-0		2-0-0		3-0-0		
15-5-0	0-0-0	0-4-0		NEUTRAL		1-1-0		0-0-0		14-0-0		
<hr/>												
22-7-0	0-0-0	2-6-0		NON-CONFERENCE		1-1-0		2-0-0		17-0-0		
1-0-0	0-0-0	1-0-0		HOME		0-0-0		0-0-0		0-0-0		
6-2-0	0-0-0	1-0-		AWAY		0-0-0		2-0-0		3-0-0		
15-5-0	0-0-0	0-4-0		NEUTRAL		1-1-0		0-0-0		14-0-0		
<hr/>												
0-0-0	0-0-0	0-0-0		CONFERENCE		0-0-0		0-0-0		0-0-0		
0-0-0	0-0-0	0-0-0		HOME		0-0-0		0-0-0		0-0-0		
0-0-0	0-0-0	0-0-0		AWAY		0-0-0		0-0-0		0-0-0		
0-0-0	0-0-0	0-0-0		NEUTRAL		0-0-0		0-0-0		0-0-0		
<hr/>												
RPI	S	Opponent	Score	RPI	S	Opponent	Score	RPI	S	Opponent	Score	
				29	A	Arkansas	6 1	71	N	South Dakota St.	7 3	
				29	A	Arkansas	1 7	73	N	Wichita St.	0 8	
				35	N	Drake	2 6					
				35	N	Drake	5 7					
				35	N	Drake	1 6					
				46	H	Missouri St.	5 2					
				46	N	Missouri St.	4 7					
				48	A	Louisiana Tech	3 11					
<hr/>												
LAST 10 GAMES												
				170	A	Kansas	2 1	161	N	Northern Ill.	14 4	
				286	N	Coppin St.	11 5	46	H	Missouri St.	5 2	
				242	N	Detroit Mercy	9 0	237	N	Maine	6 2	
				255	N	Omaha	3 1	171	N	UMKC	8 2	
				255	N	Omaha	9 4	171	N	UMKC	8 2	

**Non-Div. I Games:**

Southeast Mo. St.

Average RPI Win:		161	WON-LOST RECORD		WINNING PCT. RANK		LAST 10 GAMES		STRENGTH OF SCHEDULE		OPP. STRENGTH OF SCHEDULE		TEAM RPI		ADJ RPI		CONF. RPI		ADJ CONF. RPI	
DIV. I ONLY			17-11-0		.60714 87		7-3-0		135		48		71		.54209 75		20		20	
DIV. I NON-CONF.			17-11-0		.60714 92		7-3-0		128		48		75		.54209 77		20		20	
TOTALS		RPI 1-25		RPI 26-50		W-L RECORDS		RPI 51-100		RPI 101-150		RPI 150+								
17-11-0		1-5-0		0-1-0		OVERALL		0-1-0		7-3-0		9-1-0								
9-4-0		0-2-0		0-1-0		HOME		0-0-0		4-0-0		5-1-0								
0-4-0		0-1-0		0-0-0		AWAY		0-0-0		0-3-0		0-0-0								
8-3-0		1-2-0		0-0-0		NEUTRAL		0-1-0		3-0-0		4-0-0								
17-11-0		1-5-0		0-1-0		NON-CONFERENCE		0-1-0		7-3-0		9-1-0								
9-4-0		0-2-0		0-1-0		HOME		0-0-0		4-0-0		5-1-0								
0-4-0		0-1-0		0-0-		AWAY		0-0-0		0-3-0		0-0-0								
8-3-0		1-2-0		0-0-0		NEUTRAL		0-1-0		3-0-0		4-0-0								
0-0-0		0-0-0		0-0-0		CONFERENCE		0-0-0		0-0-0		0-0-0								
0-0-0		0-0-0		0-0-0		HOME		0-0-0		0-0-0		0-0-0								
0-0-0		0-0-0		0-0-0		AWAY		0-0-0		0-0-0		0-0-0								
0-0-0		0-0-0		0-0-0		NEUTRAL		0-0-0		0-0-0		0-0-0								
RPI	S	Opponent		Score		RPI	S	Opponent		Score		RPI	S	Opponent		Score				
2	A	UCLA		1	3	34	H	Oregon St.		2	6	57	N	Fresno St.		1	4			
4	H	Oklahoma		0	14									108	N	UC Riverside		2	0	
16	N	Northwestern		3	2									112	A	Sacramento St.		2	4	
17	N	Auburn		2	9									112	A	Sacramento St.		1	4	
19	N	Boise St.		8	9									112	A	Sacramento St.		1	3	
20	H	Illinois		2	5									119	N	CSUN		3	0	
														134	H	San Diego St.		2	1	
														141	H	New Mexico		6	2	
														141	N	New Mexico		4	2	
														149	H	Boston U.		3	2	
														149	H	Boston U.		2	1	
														158	N	Utah St.		3	2	
														172	H	Cal Poly		9	4	
														172	N	Cal Poly		7	6	
														176	H	Western Caro.		2	3	
														176	H	Western Caro.		8	0	
														178	H	South Dakota		5	2	
														211	N	Idaho St.		1	0	
														222	H	UC Santa Barbara		3	2	
														236	H	Dartmouth		6	0	
														262	N	Buffalo		2	1	
LAST 10 GAMES																				
141	N	New Mexico		4	2	172	H	Cal Poly		9	4									
149	H	Boston U.		3	2	222	H	UC Santa Barbara		3	2									
112	A	Sacramento St.		2	4	4	H	Oklahoma		0	14									
236	H	Dartmouth		6	0	149	H	Boston U.		2	1									
20	H	Illinois		2	5	141	H	New Mexico		6	2									

Non-Div. I Games:

Loyola Marymount

Average RPI Win:	170	WON-LOST RECORD	WINNING PCT. RANK	LAST 10 GAMES	STRENGTH OF SCHEDULE	OPP. STRENGTH OF SCHEDULE	TEAM RPI	ADJ RPI	CONF. RPI	ADJ CONF. RPI	
DIV. I ONLY	17-7-0	.70833	44	8-2-0	191	130	73	.54172	76	9	9
DIV. I NON-CONF.	11-7-0	.61111	89	2-2-0	150	137	98	.52902	99	9	8
<hr/>											
TOTALS	RPI 1-25	RPI 26-50		W-L RECORDS	RPI 51-100		RPI 101-150		RPI 150+		
17-7-0	0-0-0	0-0-0		OVERALL	3-4-0		5-2-0		9-1-0		
3-1-0	0-0-0	0-0-0		HOME	0-0-0		1-1-0		2-0-0		
8-4-0	0-0-0	0-0-0		AWAY	0-4-0		3-0-0		5-0-0		
6-2-0	0-0-0	0-0-0		NEUTRAL	3-0-0		1-1-0		2-1-0		
11-7-0	0-0-0	0-0-0		NON-CONFERENCE	3-4-0		2-2-0		6-1-0		
3-1-0	0-0-0	0-0-0		HOME	0-0-0		1-1-0		2-0-0		
2-4-0	0-0-0	0-0-		AWAY	0-4-0		0-0-0		2-0-0		
6-2-0	0-0-0	0-0-0		NEUTRAL	3-0-0		1-1-0		2-1-0		
6-0-0	0-0-0	0-0-0		CONFERENCE	0-0-0		3-0-0		3-0-0		
0-0-0	0-0-0	0-0-0		HOME	0-0-0		0-0-0		0-0-0		
6-0-0	0-0-0	0-0-0		AWAY	0-0-0		3-0-0		3-0-0		
0-0-0	0-0-0	0-0-0		NEUTRAL	0-0-0		0-0-0		0-0-0		
RPI	S	Opponent	Score	RPI	S	Opponent	Score	RPI	S	Opponent	Score

Non-Div. I Games:

Appalachian St.

Average RPI Win:	183	WON-LOST RECORD	WINNING PCT. RANK	LAST 10 GAMES	STRENGTH OF SCHEDULE	OPP. STRENGTH OF SCHEDULE	TEAM RPI	ADJ RPI	CONF. RPI	ADJ CONF. RPI	
Average RPI Loss:	128										
DIV. I ONLY	18-5-0	.78261	23	7-3-0	224	181	69	.54068	77	8	8
DIV. I NON-CONF.	15-5-0	.75	32	4-3-0	261	202	109	.51571	113	8	9
<hr/>											
TOTALS	RPI 1-25	RPI 26-50		W-L RECORDS		RPI 51-100		RPI 101-150		RPI 150+	
18-5-0	0-1-0	1-0-0		OVERALL		3-1-0		1-1-0		13-2-0	
6-1-0	0-0-0	0-0-0		HOME		0-0-0		0-0-0		6-1-0	
4-2-0	0-0-0	0-0-0		AWAY		3-1-0		0-1-0		1-0-0	
8-2-0	0-1-0	1-0-0		NEUTRAL		0-0-0		1-0-0		6-1-0	
15-5-0	0-1-0	1-0-0		NON-CONFERENCE		0-1-0		1-1-0		13-2-0	
6-1-0	0-0-0	0-0-0		HOME		0-0-0		0-0-0		6-1-0	
1-2-0	0-0-0	0-0-		AWAY		0-1-0		0-1-0		1-0-0	
8-2-0	0-1-0	1-0-0		NEUTRAL		0-0-0		1-0-0		6-1-0	
3-0-0	0-0-0	0-0-0		CONFERENCE		3-0-0		0-0-0		0-0-0	
0-0-0	0-0-0	0-0-0		HOME		0-0-0		0-0-0		0-0-0	
3-0-0	0-0-0	0-0-0		AWAY		3-0-0		0-0-0		0-0-0	
0-0-0	0-0-0	0-0-0		NEUTRAL		0-0-0		0-0-0		0-0-0	
<hr/>											
RPI S	Opponent	Score		RPI S	Opponent	Score		RPI S	Opponent	Score	
17 N	Auburn	0	8	46 N	Missouri St.	8	0	52 A	Lipscomb	7	9
								92 A	FIU	5	4
								92 A	FIU	4	0
								92 A	FIU	6	2

Non-Div. I Games:

Western Ky.

Average RPI Win:		135	WON-LOST RECORD		WINNING PCT. RANK		LAST 10 GAMES		STRENGTH OF SCHEDULE		OPP. STRENGTH OF SCHEDULE		TEAM RPI		ADJ RPI		CONF. RPI		ADJ CONF. RPI			
DIV. I ONLY			14-12-0		.53846 119		5-5-0		84		70		85		.54029 78		9		9			
DIV. I NON-CONF.			9-10-0		.47368 148		1-3-0		3		110		42		.57346 42		9		8			
TOTALS		RPI 1-25		RPI 26-50		W-L RECORDS		RPI 51-100		RPI 101-150		RPI 150+										
14-12-0		0-3-0		2-0-0		OVERALL		3-6-0		3-1-0		6-2-0										
5-1-0		0-0-0		0-0-0		HOME		1-1-0		3-0-0		1-0-0										
3-6-0		0-2-0		2-0-0		AWAY		0-1-0		0-1-0		1-2-0										
6-5-0		0-1-0		0-0-0		NEUTRAL		2-4-0		0-0-0		4-0-0										
9-10-0		0-3-0		2-0-0		NON-CONFERENCE		3-6-0		0-1-0		4-0-0										
2-1-0		0-0-0		0-0-0		HOME		1-1-0		0-0-0		1-0-0										
2-4-0		0-2-0		2-0-		AWAY		0-1-0		0-1-0		0-0-0										
5-5-0		0-1-0		0-0-0		NEUTRAL		2-4-0		0-0-0		3-0-0										
5-2-0		0-0-0		0-0-0		CONFERENCE		0-0-0		3-0-0		2-2-0										
3-0-0		0-0-0		0-0-0		HOME		0-0-0		3-0-0		0-0-0										
1-2-0		0-0-0		0-0-0		AWAY		0-0-0		0-0-0		1-2-0										
1-0-0		0-0-0		0-0-0		NEUTRAL		0-0-0		0-0-0		1-0-0										
RPI	S	Opponent		Score		RPI	S	Opponent		Score		RPI	S	Opponent		Score						
2	N	UCLA		1	2	43	A	Baylor		10	2	53	A	Texas A&M		0	1	105	H	South Alabama	7	2
14	A	Texas Tech		4	8	43	A	Baylor		5	2	57	N	Fresno St.		4	5	105	H	South Alabama	8	1
14	A	Texas Tech		1	9							58	N	Sam Houston St.		3	4	105	H	South Alabama	10	9
												58	N	Sam Houston St.		3	0	139	A	Hawaii	7	8
												72	H	North Texas		13	10	194	H	Prairie View	2	1
												72	N	North Texas		1	5	194	N	Prairie View	10	0
												72	N	North Texas		12	7	197	N	Abilene Christian	2	1
												73	H	Wichita St.		1	3	224	A	Georgia St.	6	7
												86	N	Southern Miss.		3	5	224	A	Georgia St.	2	3
																		224	A	Georgia St.	6	3
																		224	N	Georgia St.	9	1
																		247	N	Saint Mary's (CA)	8	0
LAST 10 GAMES																						
194	N	Prairie View		10	0	224	A	Georgia St.		6	7											
194	H	Prairie View		2	1	224	A	Georgia St.		6	3											
43	A	Baylor		10	2	105	H	South Alabama		8	1											
43	A	Baylor		5	2	105	H	South Alabama		7	2											
224	A	Georgia St.		2	3	105	H	South Alabama		10	9											

Non-Div. I Games:

UT Arlington

Average RPI Win:		172	WON-LOST RECORD		WINNING PCT. RANK		LAST 10 GAMES		STRENGTH OF SCHEDULE		OPP. STRENGTH OF SCHEDULE		TEAM RPI		ADJ RPI		CONF. RPI		ADJ CONF. RPI	
DIV. I ONLY			15-10-1		.59615 92		6-4-0		103		152		79		.53954 79		14		14	
DIV. I NON-CONF.			15-10-1		.59615 96		6-4-0		96		152		80		.53954 78		14		14	
TOTALS		RPI 1-25		RPI 26-50		W-L RECORDS		RPI 51-100		RPI 101-150		RPI 150+								
15-10-1		0-1-0		1-1-0		OVERALL		2-4-1		3-1-0		9-3-0								
11-3-0		0-0-0		0-0-0		HOME		2-1-0		3-1-0		6-1-0								
1-5-0		0-1-0		1-1-0		AWAY		0-2-0		0-0-0		0-1-0								
3-2-1		0-0-0		0-0-0		NEUTRAL		0-1-1		0-0-0		3-1-0								
15-10-1		0-1-0		1-1-0		NON-CONFERENCE		2-4-1		3-1-0		9-3-0								
11-3-0		0-0-0		0-0-0		HOME		2-1-0		3-1-0		6-1-0								
1-5-0		0-1-0		1-0-		AWAY		0-2-0		0-0-0		0-1-0								
3-2-1		0-0-0		0-0-0		NEUTRAL		0-1-1		0-0-0		3-1-0								
0-0-0		0-0-0		0-0-0		CONFERENCE		0-0-0		0-0-0		0-0-0								
0-0-0		0-0-0		0-0-0		HOME		0-0-0		0-0-0		0-0-0								
0-0-0		0-0-0		0-0-0		AWAY		0-0-0		0-0-0		0-0-0								
0-0-0		0-0-0		0-0-0		NEUTRAL		0-0-0		0-0-0		0-0-0								
RPI	S	Opponent		Score		RPI	S	Opponent		Score		RPI	S	Opponent		Score				
1	A	Florida St.		1	15	39	A	Georgia		0	5	52	N	Lipscomb		8	8			
						39	A	Georgia		5	4	52	N	Lipscomb		4	5			
												60	A	UNC Greensboro		0	8			
												60	A	UNC Greensboro		0	2			
												60	H	UNC Greensboro		1	4			
												76	H	Appalachian St.		4	0			
												76	H	Appalachian St.		10	2			
														102 H Longwood		5	2			
														107 H Eastern Ky.		7	5			
														115 H Duke		5	4			
														126 H Virginia		3	7			
														159 A Charlotte		2	7			
														165 N Samford		0	4			
														165 N Samford		8	2			
														181 N Bowling Green		2	1			
														185 N Western Ill.		6	3			
														201 H Oakland		4	5			
														206 H Radford		8	4			
														251 H Hampton		9	7			
														259 H Northern Ky.		9	2			
														269 H Lafayette		7	1			
														269 H Lafayette		9	8			
														273 H La Salle		9	0			
LAST 10 GAMES																				
						39	A	Georgia		0	5	60	H	UNC Greensboro		1	4			
						269	H	Lafayette		9	8	60	A	UNC Greensboro		0	2			
						269	H	Lafayette		7	1	206	H	Radford		8	4			
						107	H	Eastern Ky.		7	5	185	N	Western Ill.		6	3			
						60	A	UNC Greensboro		0	8	39	A	Georgia		5	4			

Non-Div. I Games:

Elon

Average RPI Win: 147		WON-LOST	WINNING	LAST 10	STRENGTH OF		OPP. STRENGTH	TEAM	ADJ		CONF.	ADJ CONF.
Average RPI Loss: 48		RECORD	PCT. RANK	GAMES	SCHEDULE		OF SCHEDULE	RPI	RPI		RPI	RPI
DIV. I ONLY		9-16-0	.36	212	4-6-0		10	61	80		5	5
DIV. I NON-CONF.		8-14-0	.36364	208	3-4-0		17	43	89		4	4
TOTALS		RPI 1-25	RPI 26-50		W-L RECORDS		RPI 51-100		RPI 101-150		RPI 150+	
9-16-0		0-7-0	0-4-0		OVERALL		3-2-0		1-1-0		5-2-0	
1-0-0		0-0-0	0-0-0		HOME		1-0-0		0-0-0		0-0-0	
1-9-0		0-5-0	0-2-0		AWAY		1-2-0		0-0-0		0-0-0	
7-7-0		0-2-0	0-2-0		NEUTRAL		1-0-0		1-1-0		5-2-0	
8-14-0		0-7-0	0-4-0		NON-CONFERENCE		2-0-0		1-1-0		5-2-0	
1-0-0		0-0-0	0-0-0		HOME		1-0-0		0-0-0		0-0-0	
0-7-0		0-5-0	0-0-		AWAY		0-0-0		0-0-0		0-0-0	
7-7-0		0-2-0	0-2-0		NEUTRAL		1-0-0		1-1-0		5-2-0	
1-2-0		0-0-0	0-0-0		CONFERENCE		1-2-0		0-0-0		0-0-0	
0-0-0		0-0-0	0-0-0		HOME		0-0-0		0-0-0		0-0-0	
1-2-0		0-0-0	0-0-0		AWAY		1-2-0		0-0-0		0-0-0	
0-0-0		0-0-0	0-0-0		NEUTRAL		0-0-0		0-0-0		0-0-0	
RPI S	Opponent	Score	RPI S	Opponent	Score	RPI S	Opponent	Score	RPI S	Opponent	Score	
4 N	Oklahoma	1 9	26 N	Indiana	5 6	54 N	Seattle U	7 0	106 N	Illinois St.	5 3	
4 N	Oklahoma	0 6	26 N	Indiana	1 5	55 A	Louisville	2 4	134 N	San Diego St.	8 9	
7 A	Kentucky	0 13	31 A	Colorado St.	6 8	55 A	Louisville	4 2	157 N	Penn St.	2 3	
9 A	Florida	0 8	31 A	Colorado St.	0 8	55 A	Louisville	0 8	157 N	Penn St.	11 1	
9 A	Florida	2 8				56 H	Grand Canyon	3 2	182 N	Florida A&M	2 10	
13 A	Oklahoma St.	0 8							182 N	Florida A&M	8 0	
25 A	Tulsa	3 11							210 N	Dayton	7 6	
									252 N	Wagner	15 3	
									252 N	Wagner	7 3	
LAST 10 GAMES												
			55 A	Louisville	4 2	31 A	Colorado St.	6 8				
			55 A	Louisville	0 8	252 N	Wagner	7 3				
			55 A	Louisville	2 4	210 N	Dayton	7 6				
			7 A	Kentucky	0 13	252 N	Wagner	15 3				
			31 A	Colorado St.	0 8	25 A	Tulsa	3 11				

Non-Div. I Games:

Syracuse



Average RPI Win:	187	WON-LOST RECORD	WINNING PCT. RANK	LAST 10 GAMES	STRENGTH OF SCHEDULE	OPP. STRENGTH OF SCHEDULE	TEAM RPI	ADJ RPI	CONF. RPI	ADJ CONF. RPI		
DIV. I ONLY		22-6-0	.78571	20	8-2-0	258	65	78	.53832	81	9	9
DIV. I NON-CONF.		18-4-0	.81818	19	4-0-0	240	56	52	.55534	56	9	8
<hr/>												
TOTALS	RPI 1-25	RPI 26-50		W-L RECORDS		RPI 51-100		RPI 101-150		RPI 150+		
22-6-0	0-1-0	1-3-0		OVERALL		2-0-0		4-2-0		15-0-0		
17-2-0	0-1-0	1-1-0		HOME		2-0-0		3-0-0		11-0-0		
2-4-0	0-0-0	0-2-0		AWAY		0-0-0		1-2-0		1-0-0		
3-0-0	0-0-0	0-0-0		NEUTRAL		0-0-0		0-0-0		3-0-0		
<hr/>												
18-4-0	0-1-0	1-3-0		NON-CONFERENCE		2-0-0		3-0-0		12-0-0		
14-2-0	0-1-0	1-1-0		HOME		2-0-0		3-0-0		8-0-0		
1-2-0	0-0-0	0-0-		AWAY		0-0-0		0-0-0		1-0-0		
3-0-0	0-0-0	0-0-0		NEUTRAL		0-0-0		0-0-0		3-0-0		
<hr/>												
4-2-0	0-0-0	0-0-0		CONFERENCE		0-0-0		1-2-0		3-0-0		
3-0-0	0-0-0	0-0-0		HOME		0-0-0		0-0-0		3-0-0		
1-2-0	0-0-0	0-0-0		AWAY		0-0-0		1-2-0		0-0-0		
0-0-0	0-0-0	0-0-0		NEUTRAL		0-0-0		0-0-0		0-0-0		
<hr/>												
RPI S	Opponent	Score		RPI S	Opponent	Score		RPI S	Opponent	Score		
10 H	Tennessee	1	3	30 A	South Carolina	4	7	97 H	Marshall	1	0	
				36 H	UNLV	2	1	99 H	Towson	5	3	
				36 H	UNLV	1	10					
				37 A	UCF	0	1					

Non-Div. I Games:

Coastal Caro.

Average RPI Win:		169	WON-LOST RECORD		WINNING PCT. RANK	LAST 10 GAMES	STRENGTH OF SCHEDULE		OPP. STRENGTH OF SCHEDULE	TEAM RPI	ADJ RPI	CONF. RPI	ADJ CONF. RPI				
Average RPI Loss:		79															
DIV. I ONLY			16-11-0		.59259	93	5-5-0		122	120	82	.5372	82	5	5		
DIV. I NON-CONF.			16-8-0		.66667	62	5-2-0		185	125	87	.53629	84	4	4		
TOTALS		RPI 1-25		RPI 26-50		W-L RECORDS		RPI 51-100		RPI 101-150		RPI 150+					
16-11-0		1-2-0		1-5-0		OVERALL		0-0-0		5-2-0		9-2-0					
7-8-0		0-0-0		0-5-0		HOME		0-0-0		4-2-0		3-1-0					
4-0-0		0-0-0		1-0-0		AWAY		0-0-0		0-0-0		3-0-0					
5-3-0		1-2-0		0-0-0		NEUTRAL		0-0-0		1-0-0		3-1-0					
16-8-0		1-2-0		1-2-0		NON-CONFERENCE		0-0-0		5-2-0		9-2-0					
7-5-0		0-0-0		0-2-0		HOME		0-0-0		4-2-0		3-1-0					
4-0-0		0-0-0		1-0-		AWAY		0-0-0		0-0-0		3-0-0					
5-3-0		1-2-0		0-0-0		NEUTRAL		0-0-0		1-0-0		3-1-0					
0-3-0		0-0-0		0-3-0		CONFERENCE		0-0-0		0-0-0		0-0-0					
0-3-0		0-0-0		0-3-0		HOME		0-0-0		0-0-0		0-0-0					
0-0-0		0-0-0		0-0-0		AWAY		0-0-0		0-0-0		0-0-0					
0-0-0		0-0-0		0-0-0		NEUTRAL		0-0-0		0-0-0		0-0-0					
RPI	S	Opponent		Score		RPI	S	Opponent		Score		RPI	S	Opponent		Score	
8	N	Arizona		4	1	28	H	Virginia Tech		2	4	106	N	Illinois St.		10	9
9	N	Florida		1	2	28	H	Virginia Tech		0	1	122	H	Nebraska		2	7
24	N	Michigan		3	4	28	H	Virginia Tech		1	12	122	H	Nebraska		0	6
						38	A	South Fla.		2	1	137	H	Campbell		8	0
						45	H	Wisconsin		1	3	137	H	Campbell		9	1
						45	H	Wisconsin		3	6	150	H	Murray St.		10	1
												150	H	Murray St.		9	1
												152	A	Col. of Charleston		2	0
												159	A	Charlotte		12	2
												170	H	Kansas		4	1
												191	H	Valparaiso		0	4
												218	N	Marist		3	0
												223	N	Rhode Island		0	1
												248	A	Charleston So.		8	2
												248	H	Charleston So.		6	0
												258	H	UMBC		2	1
												265	N	Bryant		4	0
												266	N	Youngstown St.		1	0
LAST 10 GAMES																	
						45	H	Wisconsin		1	3	266	N	Youngstown St.		1	0
						28	H	Virginia Tech		0	1	152	A	Col. of Charleston		2	0
						28	H	Virginia Tech		1	12	265	N	Bryant		4	0
						28	H	Virginia Tech		2	4	223	N	Rhode Island		0	1
						248	A	Charleston So.		8	2	218	N	Marist		3	0

Non-Div. I Games:

NC State

Average RPI Win: 103		WON-LOST RECORD		WINNING PCT. RANK		LAST 10 GAMES		STRENGTH OF SCHEDULE		OPP. STRENGTH OF SCHEDULE		TEAM RPI		ADJ RPI		CONF. RPI		ADJ CONF. RPI	
DIV. I ONLY		6-14-0		.3 236		0-10-0		7		21		91		.53698 83		17		17	
DIV. I NON-CONF.		6-14-0		.3 236		0-10-0		6		18		94		.53698 80		17		17	
TOTALS		RPI 1-25		RPI 26-50		W-L RECORDS		RPI 51-100		RPI 101-150		RPI 150+							
6-14-0		0-9-0		2-1-0		OVERALL		1-2-0		1-2-0		2-0-0							
0-0-0		0-0-0		0-0-0		HOME		0-0-0		0-0-0		0-0-0							
2-8-0		0-6-0		2-0-0		AWAY		0-1-0		0-1-0		0-0-0							
4-6-0		0-3-0		0-1-0		NEUTRAL		1-1-0		1-1-0		2-0-0							
6-14-0		0-9-0		2-1-0		NON-CONFERENCE		1-2-0		1-2-0		2-0-0							
0-0-0		0-0-0		0-0-0		HOME		0-0-0		0-0-0		0-0-0							
2-8-0		0-6-0		2-0-		AWAY		0-1-0		0-1-0		0-0-0							
4-6-0		0-3-0		0-1-0		NEUTRAL		1-1-0		1-1-0		2-0-0							
0-0-0		0-0-0		0-0-0		CONFERENCE		0-0-0		0-0-0		0-0-0							
0-0-0		0-0-0		0-0-0		HOME		0-0-0		0-0-0		0-0-0							
0-0-0		0-0-0		0-0-0		AWAY		0-0-0		0-0-0		0-0-0							
0-0-0		0-0-0		0-0-0		NEUTRAL		0-0-0		0-0-0		0-0-0							
RPI	S	Opponent		Score		RPI	S	Opponent		Score		RPI	S	Opponent		Score			
6	A	LSU		0	8	35	N	Drake		0	8	72	N	North Texas		6	0		
8	A	Arizona		0	10	43	A	Baylor		6	5	72	N	North Texas		0	9		
8	A	Arizona		6	7	43	A	Baylor		1	0	91	A	FGCU		0	2		
12	N	Minnesota		1	12														
18	N	Louisiana		1	21														
23	N	James Madison		1	8														
24	A	Michigan		1	18														
24	A	Michigan		1	8														
24	A	Michigan		0	8														
LAST 10 GAMES																			
24	A	Michigan		0	8	24	A	Michigan		1	18								
72	N	North Texas		0	9	35	N	Drake		0	8								
43	A	Baylor		6	5	8	A	Arizona		6	7								
43	A	Baylor		1	0	23	N	James Madison		1	8								
24	A	Michigan		1	8	8	A	Arizona		0	10								

Non-Div. I Games:

Kent St.

Average RPI Win: 158		WON-LOST RECORD		WINNING PCT. RANK		LAST 10 GAMES		STRENGTH OF SCHEDULE		OPP. STRENGTH OF SCHEDULE		TEAM RPI		ADJ RPI		CONF. RPI		ADJ CONF. RPI	
DIV. I ONLY		12-15-0		.44444 168		5-5-0		31		102		81		.53676 84		12		12	
DIV. I NON-CONF.		12-15-0		.44444 167		5-5-0		33		100		82		.53676 81		12		12	
TOTALS		RPI 1-25		RPI 26-50		W-L RECORDS		RPI 51-100		RPI 101-150		RPI 150+							
12-15-0		0-5-0		2-2-0		OVERALL		1-5-0		3-2-0		6-1-0							
3-7-0		0-2-0		1-1-0		HOME		1-3-0		0-1-0		1-0-0							
0-2-0		0-1-0		0-1-0		AWAY		0-0-0		0-0-0		0-0-0							
9-6-0		0-2-0		1-0-0		NEUTRAL		0-2-0		3-1-0		5-1-0							
12-15-0		0-5-0		2-2-0		NON-CONFERENCE		1-5-0		3-2-0		6-1-0							
3-7-0		0-2-0		1-1-0		HOME		1-3-0		0-1-0		1-0-0							
0-2-0		0-1-0		0-0-		AWAY		0-0-0		0-0-0		0-0-0							
9-6-0		0-2-0		1-0-0		NEUTRAL		0-2-0		3-1-0		5-1-0							
0-0-0		0-0-0		0-0-0		CONFERENCE		0-0-0		0-0-0		0-0-0							
0-0-0		0-0-0		0-0-0		HOME		0-0-0		0-0-0		0-0-0							
0-0-0		0-0-0		0-0-0		AWAY		0-0-0		0-0-0		0-0-0							
0-0-0		0-0-0		0-0-0		NEUTRAL		0-0-0		0-0-0		0-0-0							
RPI S	Opponent		Score		RPI S	Opponent		Score		RPI S	Opponent		Score		RPI S	Opponent		Score	
2 H	UCLA		3	5	27 N	North Carolina		8	4	57 H	Fresno St.		3	6	111 N	DePaul		5	0
8 N	Arizona		3	12	34 H	Oregon St.		2	4	67 N	Iowa St.		1	2	116 N	UIC		2	8
16 A	Northwestern		1	2	34 H	Oregon St.		6	4	69 N	California		9	12	134 H	San Diego St.		1	4
19 H	Boise St.		3	4	36 A	UNLV		5	6	85 H	Ohio		1	5	148 N	San Jose St.		5	0
19 N	Boise St.		0	3						87 H	BYU		6	11	149 N	Boston U.		9	0
										100 H	Liberty		7	0	152 N	Col. of Charleston		11	1
															192 N	Harvard		8	0
															195 N	North Dakota		1	2
															209 N	Seton Hall		11	2
															231 H	Army West Point		4	2
															254 N	Utah Valley		16	10
															288 N	Southern Utah		10	5
LAST 10 GAMES																			
16 A	Northwestern		1	2	152 N	Col. of Charleston		11	1										
192 N	Harvard		8	0	2 H	UCLA		3	5										
67 N	Iowa St.		1	2	85 H	Ohio		1	5										
111 N	DePaul		5	0	134 H	San Diego St.		1	4										
149 N	Boston U.		9	0	100 H	Liberty		7	0										

Non-Div. I Games:

Long Beach St.

Average RPI Win:	165	WON-LOST	WINNING	LAST 10	STRENGTH OF	OPP. STRENGTH	TEAM	ADJ	CONF.	ADJ CONF.	
Average RPI Loss:	83	RECORD	PCT. RANK	GAMES	SCHEDULE	OF SCHEDULE	RPI	RPI	RPI	RPI	
DIV. I ONLY	17-10-0	.62963	71	6-4-0	157	114	83	.53648	85	17	17
DIV. I NON-CONF.	17-10-0	.62963	76	6-4-0	156	113	83	.53648	83	17	17
<hr/>											
TOTALS	RPI 1-25	RPI 26-50		W-L RECORDS		RPI 51-100		RPI 101-150		RPI 150+	
17-10-0	0-0-0	2-2-0		OVERALL		2-6-0		4-1-0		9-1-0	
1-0-0	0-0-0	0-0-0		HOME		0-0-0		0-0-0		1-0-0	
4-6-0	0-0-0	1-2-0		AWAY		1-3-0		1-1-0		1-0-0	
12-4-0	0-0-0	1-0-0		NEUTRAL		1-3-0		3-0-0		7-1-0	
<hr/>											
17-10-0	0-0-0	2-2-0		NON-CONFERENCE		2-6-0		4-1-0		9-1-0	
1-0-0	0-0-0	0-0-0		HOME		0-0-0		0-0-0		1-0-0	
4-6-0	0-0-0	1-0-		AWAY		1-3-0		1-1-0		1-0-0	
12-4-0	0-0-0	1-0-0		NEUTRAL		1-3-0		3-0-0		7-1-0	
<hr/>											
0-0-0	0-0-0	0-0-0		CONFERENCE		0-0-0		0-0-0		0-0-0	
0-0-0	0-0-0	0-0-0		HOME		0-0-0		0-0-0		0-0-0	
0-0-0	0-0-0	0-0-0		AWAY		0-0-0		0-0-0		0-0-0	
0-0-0	0-0-0	0-0-0		NEUTRAL		0-0-0		0-0-0		0-0-0	
<hr/>											
RPI S	Opponent	Score	RPI S	Opponent	Score	RPI S	Opponent	Score	RPI S	Opponent	Score
			26 A	Indiana	4 6	60 N	UNC Greensboro	3 4	115 A	Duke	1 2
			26 A	Indiana	4 1	66 A	Southern Ill.	0 3	134 N	San Diego St.	5 1
			30 A	South Carolina	2 4	66 A	Southern Ill.	1 2	137 N	Campbell	9 6
			33 N	Mississippi St.	5 4	84 A	Long Beach St.	5 1	137 N	Campbell	4 3
						87 N	BYU	2 3	145 A	Kennesaw St.	7 2
						88 N	Chattanooga	3 6	159 A	Charlotte	8 6
						97 A	Marshall	0 8	196 N	Saint Francis (PA)	17 6
						100 N	Liberty	1 0	196 N	Saint Francis (PA)	18 19
									198 N	Eastern Ill.	9 8
									198 N	Eastern Ill.	4 1
									240 N	Robert Morris	8 1
									248 N	Charleston So.	4 3
									248 N	Charleston So.	8 5
									250 H	Evansville	5 0
									275 N	Morehead St.	6 1
<hr/>											
LAST 10 GAMES											
			66 A	Southern Ill.	1 2	196 N	Saint Francis (PA)	18 19			
			250 H	Evansville	5 0	100 N	Liberty	1 0			
			26 A	Indiana	4 6	84 A	Long Beach St.	5 1			
			196 N	Saint Francis (PA)	17 6	134 N	San Diego St.	5 1			
			26 A	Indiana	4 1	240 N	Robert Morris	8 1			

Non-Div. I Games:

Ohio

Average RPI Win:		158	WON-LOST RECORD		WINNING PCT. RANK		LAST 10 GAMES		STRENGTH OF SCHEDULE		OPP. STRENGTH OF SCHEDULE		TEAM RPI		ADJ RPI		CONF. RPI		ADJ CONF. RPI					
DIV. I ONLY			13-12-0		.52		127		4-6-0		49		153		86		.53484		86		8		8	
DIV. I NON-CONF.			11-8-0		.57895		101		2-2-0		55		204		72		.5443		72		8		9	
TOTALS		RPI 1-25		RPI 26-50				W-L RECORDS				RPI 51-100				RPI 101-150				RPI 150+				
13-12-0		0-2-0		0-2-0				OVERALL				5-6-0				1-1-0				7-1-0				
7-2-0		0-0-0		0-0-0				HOME				1-2-0				1-0-0				5-0-0				
3-8-0		0-2-0		0-2-0				AWAY				2-3-0				0-1-0				1-0-0				
3-2-0		0-0-0		0-0-0				NEUTRAL				2-1-0				0-0-0				1-1-0				
11-8-0		0-2-0		0-2-0				NON-CONFERENCE				3-2-0				1-1-0				7-1-0				
6-0-0		0-0-0		0-0-0				HOME				0-0-0				1-0-0				5-0-0				
2-6-0		0-2-0		0-0-				AWAY				1-1-0				0-1-0				1-0-0				
3-2-0		0-0-0		0-0-0				NEUTRAL				2-1-0				0-0-0				1-1-0				
2-4-0		0-0-0		0-0-0				CONFERENCE				2-4-0				0-0-0				0-0-0				
1-2-0		0-0-0		0-0-0				HOME				1-2-0				0-0-0				0-0-0				
1-2-0		0-0-0		0-0-0				AWAY				1-2-0				0-0-0				0-0-0				
0-0-0		0-0-0		0-0-0				NEUTRAL				0-0-0				0-0-0				0-0-0				
RPI	S	Opponent		Score		RPI	S	Opponent		Score		RPI	S	Opponent		Score		RPI	S	Opponent		Score		
11	A	Alabama		1	3	43	A	Baylor		3	4	51	H	Fla. Atlantic		1	3	113	A	Nicholls St.		1	4	
11	A	Alabama		2	3	43	A	Baylor		1	3	51	H	Fla. Atlantic		3	5	131	H	Tennessee Tech		8	6	
												51	H	Fla. Atlantic		2	0	154	N	Michigan St.		5	2	
												58	N	Sam Houston St.		2	1	196	N	Saint Francis (PA)		0	1	
												58	N	Sam Houston St.		2	3	208	A	Alabama St.		5	0	
												61	A	Jacksonville St.		10	4	220	H	Houston Baptist		9	1	
												61	A	Jacksonville St.		4	5	220	H	Houston Baptist		9	0	
												72	A	North Texas		5	7	221	H	Central Ark.		12	4	
												72	A	North Texas		7	3	279	H	Jackson St.		9	1	
												72	A	North Texas		3	4	297	H	Southern U.		11	0	
												78	N	UT Arlington		5	3							
LAST 10 GAMES																								
						43	A	Baylor		3	4	61	A	Jacksonville St.		10	4							
						58	N	Sam Houston St.		2	1	51	H	Fla. Atlantic		2	0							
						220	H	Houston Baptist		9	0	51	H	Fla. Atlantic		1	3							
						72	A	North Texas		3	4	208	A	Alabama St.		5	0							
						51	H	Fla. Atlantic		3	5	72	A	North Texas		7	3							

Non-Div. I Games:

Southern Miss.

Average RPI Win:		145	WON-LOST RECORD		WINNING PCT. RANK		LAST 10 GAMES		STRENGTH OF SCHEDULE		OPP. STRENGTH OF SCHEDULE		TEAM RPI		ADJ RPI		CONF. RPI		ADJ CONF. RPI	
DIV. I ONLY			10-15-0		.4 189		4-6-0		30		29		87		.534 87		20		20	
DIV. I NON-CONF.			10-15-0		.4 185		4-6-0		31		29		92		.534 88		20		20	
TOTALS		RPI 1-25		RPI 26-50		W-L RECORDS		RPI 51-100		RPI 101-150		RPI 150+								
10-15-0		0-7-0		2-2-0		OVERALL		3-2-0		0-4-0		5-0-0								
0-1-0		0-1-0		0-0-0		HOME		0-0-0		0-0-0		0-0-0								
1-4-0		0-3-0		0-0-0		AWAY		1-0-0		0-1-0		0-0-0								
9-10-0		0-3-0		2-2-0		NEUTRAL		2-2-0		0-3-0		5-0-0								
10-15-0		0-7-0		2-2-0		NON-CONFERENCE		3-2-0		0-4-0		5-0-0								
0-1-0		0-1-0		0-0-0		HOME		0-0-0		0-0-0		0-0-0								
1-4-0		0-3-0		0-0-		AWAY		1-0-0		0-1-0		0-0-0								
9-10-0		0-3-0		2-2-0		NEUTRAL		2-2-0		0-3-0		5-0-0								
0-0-0		0-0-0		0-0-0		CONFERENCE		0-0-0		0-0-0		0-0-0								
0-0-0		0-0-0		0-0-0		HOME		0-0-0		0-0-0		0-0-0								
0-0-0		0-0-0		0-0-0		AWAY		0-0-0		0-0-0		0-0-0								
0-0-0		0-0-0		0-0-0		NEUTRAL		0-0-0		0-0-0		0-0-0								
RPI	S	Opponent		Score		RPI	S	Opponent		Score		RPI	S	Opponent		Score				
2	A	UCLA		2	8	27	N	North Carolina		4	5	84	A	Long Beach St.		11	6			
4	N	Oklahoma		0	5	30	N	South Carolina		3	4	85	N	Ohio		3	2			
5	N	Texas		0	14	40	N	Missouri		7	3	91	N	FGCU		2	0			
5	N	Texas		0	3	43	N	Baylor		4	3	98	N	UC Davis		2	4			
10	A	Tennessee		2	14							100	N	Liberty		3	13			
10	A	Tennessee		1	5															
16	H	Northwestern		0	1															

Non-Div. I Games:

BYU

[illegible]

**Non-Div. I Games:**

Chattanooga



Average RPI Win:	140	WON-LOST	WINNING	LAST 10	STRENGTH OF	OPP. STRENGTH	TEAM	ADJ	CONF.	ADJ CONF.		
Average RPI Loss:	85	RECORD	PCT. RANK	GAMES	SCHEDULE	OF SCHEDULE	RPI	RPI	RPI	RPI		
DIV. I ONLY		13-11-0	.54167	117	8-2-0	83	107	88	.53258	89	11	11
DIV. I NON-CONF.		11-10-0	.52381	123	6-1-0	75	75	91	.53289	90	11	11
<hr/>												
TOTALS	RPI 1-25	RPI 26-50		W-L RECORDS		RPI 51-100		RPI 101-150		RPI 150+		
13-11-0	0-2-0	0-1-0		OVERALL		4-4-0		5-3-0		4-1-0		
2-1-0	0-0-0	0-0-0		HOME		0-0-0		0-0-0		2-1-0		
3-2-0	0-1-0	0-0-0		AWAY		1-1-0		2-0-0		0-0-0		
8-8-0	0-1-0	0-1-0		NEUTRAL		3-3-0		3-3-0		2-0-0		
11-10-0	0-2-0	0-1-0		NON-CONFERENCE		4-4-0		5-3-0		2-0-0		
0-0-0	0-0-0	0-0-0		HOME		0-0-0		0-0-0		0-0-0		
3-2-0	0-1-0	0-0-		AWAY		1-1-0		2-0-0		0-0-0		
8-8-0	0-1-0	0-1-0		NEUTRAL		3-3-0		3-3-0		2-0-0		
2-1-0	0-0-0	0-0-0		CONFERENCE		0-0-0		0-0-0		2-1-0		
2-1-0	0-0-0	0-0-0		HOME		0-0-0		0-0-0		2-1-0		
0-0-0	0-0-0	0-0-0		AWAY		0-0-0		0-0-0		0-0-0		
0-0-0	0-0-0	0-0-0		NEUTRAL		0-0-0		0-0-0		0-0-0		
<hr/>												
RPI S	Opponent	Score		RPI S	Opponent	Score		RPI S	Opponent	Score		
10 A	Tennessee	0	8	41 N	Oregon	3	13	54 N	Seattle U	5	4	
22 N	Stanford	5	12					55 N	Louisville	5	7	
								55 N	Louisville	0	6	
								63 N	Texas St.	12	10	
								93 A	New Mexico St.	4	3	
								93 A	New Mexico St.	7	8	
								96 N	Purdue	12	3	
								96 N	Purdue	2	4	
								105 N	South Alabama	4	3	
								105 N	South Alabama	12	4	
								110 N	Utah	1	2	
								126 N	Virginia	2	3	
								131 A	Tennessee Tech	11	1	
								131 A	Tennessee Tech	7	6	
								138 N	Weber St.	2	10	
								148 N	San Jose St.	14	6	
								191 H	Valparaiso	3	5	
								191 H	Valparaiso	9	1	
								191 H	Valparaiso	8	3	
								230 N	Montana	7	6	
								282 N	Savannah St.	11	3	
<hr/>												
LAST 10 GAMES												
131 A	Tennessee Tech	11	1	191 H	Valparaiso	9	1					
55 N	Louisville	0	6	131 A	Tennessee Tech	7	6					
55 N	Louisville	5	7	282 N	Savannah St.	11	3					
191 H	Valparaiso	8	3	105 N	South Alabama	4	3					
191 H	Valparaiso	3	5	96 N	Purdue	2	4					

**Non-Div. I Games:**

Bradley

Average RPI Win:		159	WON-LOST RECORD		WINNING PCT. RANK		LAST 10 GAMES		STRENGTH OF SCHEDULE		OPP. STRENGTH OF SCHEDULE		TEAM RPI		ADJ RPI		CONF. RPI		ADJ CONF. RPI				
DIV. I ONLY			15-12-0		.55556 110		7-3-0		119		78		92		.53247 90		6 6						
DIV. I NON-CONF.			15-12-0		.55556 109		7-3-0		109		67		95		.53247 92		6 6						
TOTALS		RPI 1-25		RPI 26-50		W-L RECORDS		RPI 51-100		RPI 101-150		RPI 150+											
15-12-0		1-4-0		0-1-0		OVERALL		3-3-0		3-3-0		8-1-0											
10-3-0		1-0-0		0-1-0		HOME		1-0-0		3-2-0		5-0-0											
0-5-0		0-2-0		0-0-0		AWAY		0-3-0		0-0-0		0-0-0											
5-4-0		0-2-0		0-0-0		NEUTRAL		2-0-0		0-1-0		3-1-0											
15-12-0		1-4-0		0-1-0		NON-CONFERENCE		3-3-0		3-3-0		8-1-0											
10-3-0		1-0-0		0-1-0		HOME		1-0-0		3-2-0		5-0-0											
0-5-0		0-2-0		0-0-		AWAY		0-3-0		0-0-0		0-0-0											
5-4-0		0-2-0		0-0-0		NEUTRAL		2-0-0		0-1-0		3-1-0											
0-0-0		0-0-0		0-0-0		CONFERENCE		0-0-0		0-0-0		0-0-0											
0-0-0		0-0-0		0-0-0		HOME		0-0-0		0-0-0		0-0-0											
0-0-0		0-0-0		0-0-0		AWAY		0-0-0		0-0-0		0-0-0											
0-0-0		0-0-0		0-0-0		NEUTRAL		0-0-0		0-0-0		0-0-0											
RPI	S	Opponent		Score		RPI	S	Opponent		Score		RPI	S	Opponent		Score		RPI	S	Opponent		Score	
6	A	LSU		0	4	33	H	Mississippi St.		7	10	58	H	Sam Houston St.		5	3	111	H	DePaul		5	4
14	H	Texas Tech		5	3							91	A	FGCU		0	5	119	N	CSUN		0	2
15	A	Ole Miss		0	8							92	A	FIU		1	4	121	H	North Ala.		1	2
22	N	Stanford		1	5							92	A	FIU		1	4	128	H	UT Martin		5	2
24	N	Michigan		2	4							92	N	FIU		4	0	150	H	Murray St.		3	6
												92	N	FIU		6	0	150	H	Murray St.		9	5
																		154	N	Michigan St.		11	9
																		154	N	Michigan St.		6	11
																		164	N	Lamar University		3	0
																		207	H	Indiana St.		3	2
																		221	H	Central Ark.		1	0
																		228	H	IUPUI		4	2
																		237	H	Maine		8	2
																		261	H	Mississippi Val.		9	1
																		265	N	Bryant		10	2
LAST 10 GAMES																							
						228	H	IUPUI		4	2	150	H	Murray St.		3	6						
						92	A	FIU		1	4	121	H	North Ala.		1	2						
						150	H	Murray St.		9	5	15	A	Ole Miss		0	8						
						14	H	Texas Tech		5	3	207	H	Indiana St.		3	2						
						237	H	Maine		8	2	111	H	DePaul		5	4						

Non-Div. I Games:

Memphis

**Non-Div. I Games:**

FGCU

F  
I  
U

FIU						Through Games Of March 17, 2019													
Average RPI Win: 162		WON-LOST RECORD		WINNING PCT. RANK		LAST 10 GAMES		STRENGTH OF SCHEDULE		OPP. STRENGTH OF SCHEDULE		TEAM RPI		ADJ RPI		CONF. RPI		ADJ CONF. RPI	
DIV. I ONLY		17-12-0		.58621 99		3-7-0		114		179		90		.53114 92		8		8	
DIV. I NON-CONF.		17-9-0		.65385 68		3-4-0		158		162		81		.53604 85		8		9	
TOTALS		RPI 1-25		RPI 26-50		W-L RECORDS		RPI 51-100		RPI 101-150		RPI 150+							
17-12-0		0-1-0		1-0-0		OVERALL		2-6-0		4-3-0		10-2-0							
9-10-0		0-1-0		1-0-0		HOME		2-4-0		3-3-0		3-2-0							
0-0-0		0-0-0		0-0-0		AWAY		0-0-0		0-0-0		0-0-0							
8-2-0		0-0-0		0-0-0		NEUTRAL		0-2-0		1-0-0		7-0-0							
17-9-0		0-1-0		1-0-0		NON-CONFERENCE		2-3-0		4-3-0		10-2-0							
9-7-0		0-1-0		1-0-0		HOME		2-1-0		3-3-0		3-2-0							
0-0-0		0-0-0		0-0-		AWAY		0-0-0		0-0-0		0-0-0							
8-2-0		0-0-0		0-0-0		NEUTRAL		0-2-0		1-0-0		7-0-0							
0-3-0		0-0-0		0-0-0		CONFERENCE		0-3-0		0-0-0		0-0-0							
0-3-0		0-0-0		0-0-0		HOME		0-3-0		0-0-0		0-0-0							
0-0-0		0-0-0		0-0-0		AWAY		0-0-0		0-0-0		0-0-0							
0-0-0		0-0-0		0-0-0		NEUTRAL		0-0-0		0-0-0		0-0-0							
RPI S	Opponent	Score		RPI S	Opponent	Score		RPI S	Opponent	Score		RPI S	Opponent	Score					
21 H	Notre Dame	0	8	47 H	North Dakota St.	2	1	77 H	Western Ky.	2	6	109 H	Boston College	2	3				
								77 H	Western Ky.	0	4	120 H	Rutgers	6	1				
								77 H	Western Ky.	4	5	120 H	Rutgers	4	3				
								90 H	Memphis	4	1	124 H	East Carolina	2	1				
								90 H	Memphis	4	1	133 H	Monmouth	0	2				
								90 N	Memphis	0	6	144 N	Ga. Southern	6	5				
								90 N	Memphis	0	4	147 H	LIU Brooklyn	0	1				
								96 H	Purdue	3	6	154 H	Michigan St.	0	5				
												157 N	Penn St.	3	2				
												160 N	Villanova	4	0				
												164 N	Lamar University	7	0				
												164 N	Lamar University	8	5				
												173 H	Stony Brook	3	0				
												204 N	UConn	7	0				
												213 H	Columbia	0	3				
												213 H	Columbia	5	4				
												242 N	Detroit Mercy	2	0				
												265 H	Bryant	5	2				
												270 N	Siena	11	1				
				LAST 10 GAMES															
				96 H	Purdue	3	6	77 H	Western Ky.	2	6								
				109 H	Boston College	2	3	21 H	Notre Dame	0	8								
				90 H	Memphis	4	1	147 H	LIU Brooklyn	0	1								
				77 H	Western Ky.	0	4	173 H	Stony Brook	3	0								
				77 H	Western Ky.	4	5	124 H	East Carolina	2	1								

F  
I  
U

Non-Div. I Games:

FIU

Average RPI Win: 136		WON-LOST	WINNING	LAST 10	STRENGTH OF		OPP. STRENGTH	TEAM	ADJ	CONF.	ADJ CONF.
Average RPI Loss: 58		RECORD	PCT. RANK	GAMES	SCHEDULE		OF SCHEDULE	RPI	RPI	RPI	RPI
DIV. I ONLY		10-11-0	.47619	149	2-8-0		70	33	96	.52937	93
DIV. I NON-CONF.		10-11-0	.47619	146	2-8-0		65	34	99	.52937	96
TOTALS		RPI 1-25	RPI 26-50		W-L RECORDS		RPI 51-100		RPI 101-150		RPI 150+
10-11-0		0-4-0	1-4-0		OVERALL		3-1-0		1-1-0		5-1-0
7-4-0		0-2-0	0-0-0		HOME		2-1-0		1-1-0		4-0-0
0-1-0		0-0-0	0-1-0		AWAY		0-0-0		0-0-0		0-0-0
3-6-0		0-2-0	1-3-0		NEUTRAL		1-0-0		0-0-0		1-1-0
10-11-0		0-4-0	1-4-0		NON-CONFERENCE		3-1-0		1-1-0		5-1-0
7-4-0		0-2-0	0-0-0		HOME		2-1-0		1-1-0		4-0-0
0-1-0		0-0-0	0-0-		AWAY		0-0-0		0-0-0		0-0-0
3-6-0		0-2-0	1-3-0		NEUTRAL		1-0-0		0-0-0		1-1-0
0-0-0		0-0-0	0-0-0		CONFERENCE		0-0-0		0-0-0		0-0-0
0-0-0		0-0-0	0-0-0		HOME		0-0-0		0-0-0		0-0-0
0-0-0		0-0-0	0-0-0		AWAY		0-0-0		0-0-0		0-0-0
0-0-0		0-0-0	0-0-0		NEUTRAL		0-0-0		0-0-0		0-0-0
RPI S	Opponent	Score	RPI S	Opponent	Score	RPI S	Opponent	Score	RPI S	Opponent	Score
8 H	Arizona	3 11	27 N	North Carolina	6 2	63 H	Texas St.	7 4	141 H	New Mexico	9 8
8 H	Arizona	1 11	32 A	Arizona St.	1 17	69 N	California	6 5	148 H	San Jose St.	1 3
23 N	James Madison	0 2	40 N	Missouri	0 15	89 H	Bradley	8 7	175 H	Creighton	11 4
24 N	Michigan	0 3	41 N	Oregon	1 3	89 H	Bradley	3 4	175 H	Creighton	9 1
			44 N	Ohio St.	1 5				178 N	South Dakota	3 4
									184 H	UTEP	12 3
									203 N	Lehigh	9 5
									230 H	Montana	6 3
LAST 10 GAMES											
8 H	Arizona	1 11	24 N	Michigan	0 3						
203 N	Lehigh	9 5	8 H	Arizona	3 11						
178 N	South Dakota	3 4	44 N	Ohio St.	1 5						
23 N	James Madison	0 2	40 N	Missouri	0 15						
32 A	Arizona St.	1 17	69 N	California	6 5						

Non-Div. I Games:

New Mexico St.

Average RPI Win:		163	WON-LOST RECORD		WINNING PCT. RANK		LAST 10 GAMES		STRENGTH OF SCHEDULE		OPP. STRENGTH OF SCHEDULE		TEAM RPI		ADJ RPI		CONF. RPI		ADJ CONF. RPI	
DIV. I ONLY			14-9-0		.6087 83		7-3-0		176		52		98		.52914 94		4		4	
DIV. I NON-CONF.			14-9-0		.6087 91		7-3-0		180		50		101		.52914 97		5		5	
TOTALS		RPI 1-25		RPI 26-50		W-L RECORDS		RPI 51-100		RPI 101-150		RPI 150+								
14-9-0		1-3-0		0-2-0		OVERALL		1-0-0		4-1-0		8-3-0								
0-0-0		0-0-0		0-0-0		HOME		0-0-0		0-0-0		0-0-0								
1-2-0		0-2-0		0-0-0		AWAY		0-0-0		0-0-0		1-0-0								
13-7-0		1-1-0		0-2-0		NEUTRAL		1-0-0		4-1-0		7-3-0								
14-9-0		1-3-0		0-2-0		NON-CONFERENCE		1-0-0		4-1-0		8-3-0								
0-0-0		0-0-0		0-0-0		HOME		0-0-0		0-0-0		0-0-0								
1-2-0		0-2-0		0-0-		AWAY		0-0-0		0-0-0		1-0-0								
13-7-0		1-1-0		0-2-0		NEUTRAL		1-0-0		4-1-0		7-3-0								
0-0-0		0-0-0		0-0-0		CONFERENCE		0-0-0		0-0-0		0-0-0								
0-0-0		0-0-0		0-0-0		HOME		0-0-0		0-0-0		0-0-0								
0-0-0		0-0-0		0-0-0		AWAY		0-0-0		0-0-0		0-0-0								
0-0-0		0-0-0		0-0-0		NEUTRAL		0-0-0		0-0-0		0-0-0								
RPI	S	Opponent		Score		RPI	S	Opponent		Score		RPI	S	Opponent		Score				
6	A	LSU		0	9	38	N	South Fla.		0	1	65	N	Miami (OH)		2	1			
6	A	LSU		1	16	40	N	Missouri		1	9			Middle Tenn.		6	8			
21	N	Notre Dame		2	1									UIC		5	1			
25	N	Tulsa		0	3									Ball St.		10	3			
														UAB		3	1			
														Massachusetts		5	3			
														Saint Joseph's		1	4			
														Villanova		2	4			
														Western Mich.		6	1			
														Bucknell		5	3			
														Kansas		2	1			
														Binghamton		8	5			
														Green Bay		12	0			
														Green Bay		4	6			
														Fordham		5	3			
														Fordham		5	0			
														Morgan St.		3	0			
LAST 10 GAMES																				
		65 N Miami (OH)		2	1			38 N South Fla.		0	1			114 N Middle Tenn.		6	8			
		216 N Green Bay		12	0			114 N Middle Tenn.		6	8			Binghamton		8	5			
		116 N UIC		5	1			212 N Binghamton		8	5			Western Mich.		6	1			
		216 N Green Bay		4	6			162 N Western Mich.		6	1			Notre Dame		2	1			
		118 N Ball St.		10	3			21 N Notre Dame		2	1									

Non-Div. I Games:

Iowa

Average RPI Win:		198	WON-LOST RECORD		WINNING PCT. RANK		LAST 10 GAMES		STRENGTH OF SCHEDULE		OPP. STRENGTH OF SCHEDULE		TEAM RPI		ADJ RPI		CONF. RPI		ADJ CONF. RPI								
DIV. I ONLY			17-7-0		.70833 44		8-2-0		207		184		89		.52908 95		10		10								
DIV. I NON-CONF.			17-7-0		.70833 48		8-2-0		207		185		93		.52908 98		10		10								
TOTALS		RPI 1-25		RPI 26-50		W-L RECORDS		RPI 51-100		RPI 101-150		RPI 150+															
17-7-0		0-2-0		0-1-0		OVERALL		1-1-0		3-1-0		13-2-0															
9-2-0		0-0-0		0-0-0		HOME		1-0-0		2-1-0		6-1-0															
0-1-0		0-1-0		0-0-0		AWAY		0-0-0		0-0-0		0-0-0															
8-4-0		0-1-0		0-1-0		NEUTRAL		0-1-0		1-0-0		7-1-0															
17-7-0		0-2-0		0-1-0		NON-CONFERENCE		1-1-0		3-1-0		13-2-0															
9-2-0		0-0-0		0-0-0		HOME		1-0-0		2-1-0		6-1-0															
0-1-0		0-1-0		0-0-		AWAY		0-0-0		0-0-0		0-0-0															
8-4-0		0-1-0		0-1-0		NEUTRAL		0-1-0		1-0-0		7-1-0															
0-0-0		0-0-0		0-0-0		CONFERENCE		0-0-0		0-0-0		0-0-0															
0-0-0		0-0-0		0-0-0		HOME		0-0-0		0-0-0		0-0-0															
0-0-0		0-0-0		0-0-0		AWAY		0-0-0		0-0-0		0-0-0															
0-0-0		0-0-0		0-0-0		NEUTRAL		0-0-0		0-0-0		0-0-0															
RPI	S	Opponent		Score		RPI	S	Opponent		Score		RPI	S	Opponent		Score											
9	A	Florida		1	3	44	N	Ohio St.		0	3	71	H	South Dakota St.		10	8	118	H	Ball St.		2	8				
12	N	Minnesota		0	13							96	N	Purdue		2	5	123	H	UNI		8	7				
																		133	N	Monmouth		8	0				
																		144	H	Ga. Southern		4	0				
																		152	H	Col. of Charleston		5	1				
																		169	H	Colgate		7	1				
																		177	H	UNCW		2	8				
																		188	N	Princeton		9	1				
																		199	N	Albany (NY)		4	1				
																		226	H	Georgetown		5	0				
																		226	N	Georgetown		10	1				
																		231	N	Army West Point		3	0				
																		232	H	Presbyterian		2	1				
																		239	N	Butler		2	1				
																		244	N	Manhattan		9	1				
																		248	H	Charleston So.		11	3				
																		262	N	Buffalo		7	1				
																		270	N	Siena		1	4				
																		280	H	Holy Cross		3	1				
						LAST 10 GAMES																					
						188 N Princeton						9	1	144 H Ga. Southern						4	0						
						133 N Monmouth						8	0	232 H Presbyterian						2	1						
						239 N Butler						2	1	248 H Charleston So.						11	3						
						231 N Army West Point						3	0	118 H Ball St.						2	8						
						262 N Buffalo						7	1	177 H UNCW						2	8						

Non-Div. I Games:

North Florida

Average RPI Win:	164	WON-LOST RECORD	WINNING PCT. RANK	LAST 10 GAMES	STRENGTH OF SCHEDULE	OPP. STRENGTH OF SCHEDULE	TEAM RPI	ADJ RPI	CONF. RPI	ADJ CONF. RPI							
DIV. I ONLY		20-9-0	.68966	53	7-3-0	218	83	93	.52699	96	4	4					
DIV. I NON-CONF.		20-9-0	.68966	57	7-3-0	216	77	96	.52699	100	5	5					
<hr/>																	
TOTALS	RPI 1-25	RPI 26-50		W-L RECORDS		RPI 51-100		RPI 101-150		RPI 150+							
20-9-0	0-0-0	1-4-0		OVERALL		3-2-0		4-0-0		12-3-0							
0-0-0	0-0-0	0-0-0		HOME		0-0-0		0-0-0		0-0-0							
1-3-0	0-0-0	0-1-0		AWAY		1-1-0		0-0-0		0-1-0							
19-6-0	0-0-0	1-3-0		NEUTRAL		2-1-0		4-0-0		12-2-0							
<hr/>																	
20-9-0	0-0-0	1-4-0		NON-CONFERENCE		3-2-0		4-0-0		12-3-0							
0-0-0	0-0-0	0-0-0		HOME		0-0-0		0-0-0		0-0-0							
1-3-0	0-0-0	0-0-		AWAY		1-1-0		0-0-0		0-1-0							
19-6-0	0-0-0	1-3-0		NEUTRAL		2-1-0		4-0-0		12-2-0							
<hr/>																	
0-0-0	0-0-0	0-0-0		CONFERENCE		0-0-0		0-0-0		0-0-0							
0-0-0	0-0-0	0-0-0		HOME		0-0-0		0-0-0		0-0-0							
0-0-0	0-0-0	0-0-0		AWAY		0-0-0		0-0-0		0-0-0							
0-0-0	0-0-0	0-0-0		NEUTRAL		0-0-0		0-0-0		0-0-0							
<hr/>																	
RPI	S	Opponent	Score		RPI	S	Opponent	Score		RPI	S	Opponent	Score				
			28	N	Virginia Tech	0	5	51	A	Fla. Atlantic	0	4	105	N	South Alabama	6	5
			28	N	Virginia Tech	5	7	89	N	Bradley	3	12	106	N	Illinois St.	8	0
			38	A	South Fla.	3	4	89	N	Bradley	4	2	106	N	Illinois St.	2	1
			47	N	North Dakota St.	0	3	92	A	FIU	6	3	114	N	Middle Tenn.	12	3
			47	N	North Dakota St.	4	1	95	N	North Florida	5	2	151	N	Saint Joseph's	8	4
													152	A	Col. of Charleston	4	8
													155	N	Yale	5	4
													178	N	South Dakota	2	4
													180	N	Central Mich.	11	3
													182	N	Florida A&M	7	3
													196	N	Saint Francis (PA)	6	2
													199	N	Albany (NY)	10	8
													202	N	Pittsburgh	13	9
													209	N	Seton Hall	7	0
													226	N	Georgetown	5	2
													252	N	Wagner	0	1
													269	N	Lafayette	11	2
													282	N	Savannah St.	5	0
													282	N	Savannah St.	10	1
<hr/>																	
LAST 10 GAMES																	
			151	N	Saint Joseph's	8	4	209	N	Seton Hall	7	0					
			92	A	FIU	6	3	47	N	North Dakota St.	0	3					
			282	N	Savannah St.	10	1	269	N	Lafayette	11	2					
			282	N	Savannah St.	5	0	182	N	Florida A&M	7	3					
			180	N	Central Mich.	11	3	38	A	South Fla.	3	4					

Non-Div. I Games:

Purdue



Average RPI Win: 185		WON-LOST	WINNING	LAST 10	STRENGTH OF		OPP. STRENGTH	TEAM	ADJ	CONF.	ADJ CONF.
Average RPI Loss: 103		RECORD	PCT. RANK	GAMES	SCHEDULE		OF SCHEDULE	RPI	RPI	RPI	RPI
DIV. I ONLY		19-7-0	.73077	41	8-2-0		239	132	94	.52697	97
DIV. I NON-CONF.		17-6-0	.73913	42	6-1-0		227	140	88	.53086	95
TOTALS		RPI 1-25	RPI 26-50		W-L RECORDS		RPI 51-100		RPI 101-150		RPI 150+
19-7-0	0-0-0	0-0-0		OVERALL		1-4-0		5-2-0		13-1-0	
4-0-0	0-0-0	0-0-0		HOME		1-0-0		0-0-0		3-0-0	
5-2-0	0-0-0	0-0-0		AWAY		0-1-0		0-0-0		5-1-0	
10-5-0	0-0-0	0-0-0		NEUTRAL		0-3-0		5-2-0		5-0-0	
17-6-0	0-0-0	0-0-0		NON-CONFERENCE		1-4-0		5-2-0		11-0-0	
4-0-0	0-0-0	0-0-0		HOME		1-0-0		0-0-0		3-0-0	
3-1-0	0-0-0	0-0-		AWAY		0-1-0		0-0-0		3-0-0	
10-5-0	0-0-0	0-0-0		NEUTRAL		0-3-0		5-2-0		5-0-0	
2-1-0	0-0-0	0-0-0		CONFERENCE		0-0-0		0-0-0		2-1-0	
0-0-0	0-0-0	0-0-0		HOME		0-0-0		0-0-0		0-0-0	
2-1-0	0-0-0	0-0-0		AWAY		0-0-0		0-0-0		2-1-0	
0-0-0	0-0-0	0-0-0		NEUTRAL		0-0-0		0-0-0		0-0-0	
RPI S	Opponent	Score	RPI S	Opponent	Score	RPI S	Opponent	Score	RPI S	Opponent	Score
						67 N	Iowa St.	0 1	107 N	Eastern Ky.	8 4
						76 N	Appalachian St.	1 2	107 N	Eastern Ky.	5 2
						81 A	Coastal Caro.	0 1	108 N	UC Riverside	5 2
						85 H	Ohio	8 0	108 N	UC Riverside	4 5
						99 N	Towson	2 3	133 N	Monmouth	2 4
									133 N	Monmouth	1 0
									143 N	Portland St.	7 4
									159 A	Charlotte	7 5
									159 A	Charlotte	6 11
									159 A	Charlotte	13 0
									172 N	Cal Poly	6 5
									177 N	UNCW	11 5
									189 N	UMass Lowell	4 3
									214 A	San Diego	10 1
									215 A	George Mason	5 4
									232 N	Presbyterian	10 1
									248 A	Charleston So.	10 0
									263 H	Rider	10 2
									263 H	Rider	2 0
									263 H	Rider	4 0
									269 N	Lafayette	6 1
LAST 10 GAMES											
						159 A	Charlotte	13 0	269 N	Lafayette	6 1
						263 H	Rider	4 0	215 A	George Mason	5 4
						159 A	Charlotte	6 11	133 N	Monmouth	1 0
						159 A	Charlotte	7 5	263 H	Rider	10 2
						133 N	Monmouth	2 4	263 H	Rider	2 0

Non-Div. I Games:

Marshall

Average RPI Win: 185		WON-LOST RECORD	WINNING PCT. RANK	LAST 10 GAMES	STRENGTH OF SCHEDULE	OPP. STRENGTH OF SCHEDULE	TEAM RPI	ADJ RPI	CONF. RPI	ADJ CONF. RPI										
Average RPI Loss: 139																				
DIV. I ONLY		22-5-0	.81481	15	9-1-0	274	119	97	.52655	98	12	12								
DIV. I NON-CONF.		22-5-0	.81481	21	9-1-0	279	118	100	.52655	101	12	12								
<hr/>																				
TOTALS		RPI 1-25		RPI 26-50		W-L RECORDS		RPI 51-100		RPI 101-150		RPI 150+								
22-5-0		0-1-0		0-0-0		OVERALL		3-1-0		5-1-0		14-2-0								
12-2-0		0-0-0		0-0-0		HOME		2-0-0		1-0-0		9-2-0								
3-0-0		0-0-0		0-0-0		AWAY		0-0-0		1-0-0		2-0-0								
7-3-0		0-1-0		0-0-0		NEUTRAL		1-1-0		3-1-0		3-0-0								
<hr/>																				
22-5-0		0-1-0		0-0-0		NON-CONFERENCE		3-1-0		5-1-0		14-2-0								
12-2-0		0-0-0		0-0-0		HOME		2-0-0		1-0-0		9-2-0								
3-0-0		0-0-0		0-0-		AWAY		0-0-0		1-0-0		2-0-0								
7-3-0		0-1-0		0-0-0		NEUTRAL		1-1-0		3-1-0		3-0-0								
<hr/>																				
0-0-0		0-0-0		0-0-0		CONFERENCE		0-0-0		0-0-0		0-0-0								
0-0-0		0-0-0		0-0-0		HOME		0-0-0		0-0-0		0-0-0								
0-0-0		0-0-0		0-0-0		AWAY		0-0-0		0-0-0		0-0-0								
0-0-0		0-0-0		0-0-0		NEUTRAL		0-0-0		0-0-0		0-0-0								
<hr/>																				
RPI	S	Opponent		Score		RPI	S	Opponent		Score		RPI	S	Opponent		Score				
19	N	Boise St.		4	9							104	N	Nevada		9	1			
								54	H	Seattle U		3	1		112	H	Sacramento St.		4	0
								65	N	Miami (OH)		6	7		138	N	Weber St.		13	8
								87	N	BYU		4	2		138	N	Weber St.		2	7
														138	N	Weber St.		9	0	
														148	A	San Jose St.		6	5	
														184	H	UTEP		4	1	
														184	H	UTEP		2	1	
														184	N	UTEP		15	2	
														211	H	Idaho St.		2	3	
														214	A	San Diego		2	1	
														218	H	Marist		6	0	
														226	N	Georgetown		5	4	
														230	A	Montana		10	4	
														230	H	Montana		2	1	
														247	H	Saint Mary's (CA)		6	0	
														256	H	Santa Clara		6	0	
														256	H	Santa Clara		10	2	
														259	N	Northern Ky.		3	0	
														263	H	Rider		13	0	
														263	H	Rider		1	2	
														276	H	Fairleigh Dickinson		5	0	
<hr/>																				
LAST 10 GAMES																				
19	N	Boise St.		4	9	263	H	Rider		1	2									
184	H	UTEP		2	1	256	H	Santa Clara		6	0									
263	H	Rider		13	0	112	H	Sacramento St.		4	0									
276	H	Fairleigh Dickinson		5	0	104	N	Nevada		9	1									
218	H	Marist		6	0	138	N	Weber St.		13	8									

Non-Div. I Games:

UC Davis

Towson

Average RPI Win: 178		WON-LOST RECORD	WINNING PCT. RANK	LAST 10 GAMES	STRENGTH OF SCHEDULE	OPP. STRENGTH OF SCHEDULE	TEAM RPI	ADJ RPI	CONF. RPI	ADJ CONF. RPI			
Average RPI Loss: 104													
DIV. I ONLY		11-10-0	.52381 125	5-5-0	57	252	100	.52599 99	14	14			
DIV. I NON-CONF.		11-10-0	.52381 123	5-5-0	53	256	103	.52599 102	14	14			
<hr/>													
TOTALS		RPI 1-25	RPI 26-50		W-L RECORDS		RPI 51-100		RPI 101-150		RPI 150+		
11-10-0		0-0-0	0-1-0		OVERALL		3-4-0		2-3-0		6-2-0		
3-1-0		0-0-0	0-0-0		HOME		0-0-0		1-1-0		2-0-0		
1-4-0		0-0-0	0-0-0		AWAY		1-3-0		0-0-0		0-1-0		
7-5-0		0-0-0	0-1-0		NEUTRAL		2-1-0		1-2-0		4-1-0		
11-10-0		0-0-0	0-1-0		NON-CONFERENCE		3-4-0		2-3-0		6-2-0		
3-1-0		0-0-0	0-0-0		HOME		0-0-0		1-1-0		2-0-0		
1-4-0		0-0-0	0-0-		AWAY		1-3-0		0-0-0		0-1-0		
7-5-0		0-0-0	0-1-0		NEUTRAL		2-1-0		1-2-0		4-1-0		
0-0-0		0-0-0	0-0-0		CONFERENCE		0-0-0		0-0-0		0-0-0		
0-0-0		0-0-0	0-0-0		HOME		0-0-0		0-0-0		0-0-0		
0-0-0		0-0-0	0-0-0		AWAY		0-0-0		0-0-0		0-0-0		
0-0-0		0-0-0	0-0-0		NEUTRAL		0-0-0		0-0-0		0-0-0		
RPI	S	Opponent	Score	RPI	S	Opponent	Score	RPI	S	Opponent	Score		
				47	N	North Dakota St.	0 1	59	A	USC Upstate	4 6		
								60	A	UNC Greensboro	9 10		
								60	A	UNC Greensboro	4 2		
								65	N	Miami (OH)	8 3		
								73	N	Wichita St.	4 5		
								81	A	Coastal Caro.	3 5		
								97	N	Marshall	3 2		
										107	N	Eastern Ky.	0 5
										117	H	George Washington	6 1
										117	H	George Washington	3 10
										124	N	East Carolina	5 14
										147	N	LIU Brooklyn	8 3
										167	N	Providence	6 5
										187	N	Sacred Heart	2 5
										188	A	Princeton	0 8
										232	N	Presbyterian	9 1
										258	H	UMBC	3 0
										258	H	UMBC	8 5
										266	N	Youngstown St.	8 0
										291	N	Saint Peter's	10 2
<hr/>													
LAST 10 GAMES													
				117	H	George Washington	3 10	73	N	Wichita St.	4 5		
				117	H	George Washington	6 1	167	N	Providence	6 5		
				258	H	UMBC	8 5	47	N	North Dakota St.	0 1		
				188	A	Princeton	0 8	258	H	UMBC	3 0		
				147	N	LIU Brooklyn	8 3	187	N	Sacred Heart	2 5		

Non-Div. I Games:

Towson

Average RPI Win: 179		WON-LOST	WINNING	LAST 10	STRENGTH OF		OPP. STRENGTH	TEAM	ADJ	CONF.	ADJ CONF.
Average RPI Loss: 76		RECORD	PCT. RANK	GAMES	SCHEDULE		OF SCHEDULE	RPI	RPI	RPI	RPI
DIV. I ONLY		17-11-0	.60714	87	5-5-0		166	96	99	.52596	100
DIV. I NON-CONF.		16-9-0	.64	75	4-3-0		179	80	90	.5325	91
TOTALS		RPI 1-25	RPI 26-50		W-L RECORDS		RPI 51-100		RPI 101-150		RPI 150+
17-11-0		0-3-0	0-1-0		OVERALL		2-3-0		5-4-0		10-0-0
10-0-0		0-0-0	0-0-0		HOME		0-0-0		0-0-0		10-0-0
2-5-0		0-1-0	0-0-0		AWAY		1-2-0		1-2-0		0-0-0
5-6-0		0-2-0	0-1-0		NEUTRAL		1-1-0		4-2-0		0-0-0
16-9-0		0-3-0	0-1-0		NON-CONFERENCE		2-3-0		4-2-0		10-0-0
10-0-0		0-0-0	0-0-0		HOME		0-0-0		0-0-0		10-0-0
1-3-0		0-1-0	0-0-		AWAY		1-2-0		0-0-0		0-0-0
5-6-0		0-2-0	0-1-0		NEUTRAL		1-1-0		4-2-0		0-0-0
1-2-0		0-0-0	0-0-0		CONFERENCE		0-0-0		1-2-0		0-0-0
0-0-0		0-0-0	0-0-0		HOME		0-0-0		0-0-0		0-0-0
1-2-0		0-0-0	0-0-0		AWAY		0-0-0		1-2-0		0-0-0
0-0-0		0-0-0	0-0-0		NEUTRAL		0-0-0		0-0-0		0-0-0
RPI S	Opponent	Score	RPI S	Opponent	Score	RPI S	Opponent	Score	RPI S	Opponent	Score
2 A	UCLA	3 4	43 N	Baylor	1 6	53 A	Texas A&M	0 1	115 N	Duke	1 3
3 N	Washington	0 6				53 A	Texas A&M	4 2	120 N	Rutgers	2 1
21 N	Notre Dame	1 4				84 A	Long Beach St.	0 7	120 N	Rutgers	5 3
						85 N	Ohio	0 1	134 N	San Diego St.	8 0
						87 N	BYU	13 3	140 N	McNeese	1 5
									145 A	Kennesaw St.	11 3
									145 A	Kennesaw St.	4 5
									145 A	Kennesaw St.	2 3
									149 N	Boston U.	5 0
									168 H	Bucknell	1 0
									187 H	Sacred Heart	2 0
									187 H	Sacred Heart	5 0
									188 H	Princeton	12 0
									202 H	Pittsburgh	4 1
									240 H	Robert Morris	4 0
									243 H	Wright St.	10 2
									260 H	Cleveland St.	9 0
									272 H	Quinnipiac	4 0
									289 H	Delaware St.	20 0
			LAST 10 GAMES								
			145 A	Kennesaw St.	2 3	188 H	Princeton	12 0			
			187 H	Sacred Heart	2 0	145 A	Kennesaw St.	11 3			
			240 H	Robert Morris	4 0	145 A	Kennesaw St.	4 5			
			187 H	Sacred Heart	5 0	202 H	Pittsburgh	4 1			
			168 H	Bucknell	1 0	85 N	Ohio	0 1			

Non-Div. I Games:

Liberty

Average RPI Win:	212	WON-LOST	WINNING	LAST 10	STRENGTH OF	OPP. STRENGTH	TEAM	ADJ	CONF.	ADJ CONF.	
Average RPI Loss:	44	RECORD	PCT. RANK	GAMES	SCHEDULE	OF SCHEDULE	RPI	RPI	RPI	RPI	
DIV. I ONLY	15-7-0	.68182	55	4-6-0	211	148	101	.52286	101	11	11
DIV. I NON-CONF.	15-4-0	.78947	26	4-3-0	242	175	79	.53545	87	11	11
<hr/>											
TOTALS	RPI 1-25	RPI 26-50		W-L RECORDS	RPI 51-100		RPI 101-150		RPI 150+		
15-7-0	0-0-0	0-5-0		OVERALL	0-2-0		2-0-0		13-0-0		
5-0-0	0-0-0	0-0-0		HOME	0-0-0		0-0-0		5-0-0		
3-3-0	0-0-0	0-3-0		AWAY	0-0-0		1-0-0		2-0-0		
7-4-0	0-0-0	0-2-0		NEUTRAL	0-2-0		1-0-0		6-0-0		
<hr/>											
15-4-0	0-0-0	0-2-0		NON-CONFERENCE	0-2-0		2-0-0		13-0-0		
5-0-0	0-0-0	0-0-0		HOME	0-0-0		0-0-0		5-0-0		
3-0-0	0-0-0	0-0-		AWAY	0-0-0		1-0-0		2-0-0		
7-4-0	0-0-0	0-2-0		NEUTRAL	0-2-0		1-0-0		6-0-0		
<hr/>											
0-3-0	0-0-0	0-3-0		CONFERENCE	0-0-0		0-0-0		0-0-0		
0-0-0	0-0-0	0-0-0		HOME	0-0-0		0-0-0		0-0-0		
0-3-0	0-0-0	0-3-0		AWAY	0-0-0		0-0-0		0-0-0		
0-0-0	0-0-0	0-0-0		NEUTRAL	0-0-0		0-0-0		0-0-0		
<hr/>											
RPI S	Opponent	Score	RPI S	Opponent	Score	RPI S	Opponent	Score	RPI S	Opponent	Score
			26 N	Indiana	1 3	58 N	Sam Houston St.	3 4	125 A	Gardner-Webb	14 0
			26 N	Indiana	0 1	58 N	Sam Houston St.	3 5	128 N	UT Martin	4 3
			46 A	Missouri St.	3 5				171 H	UMKC	1 0
			46 A	Missouri St.	0 1				187 N	Sacred Heart	7 2
			46 A	Missouri St.	1 2				200 A	Mercer	9 0
									201 N	Oakland	10 0
									218 H	Purdue Fort Wayne	2 0
									228 H	IUPUI	6 0
									234 A	Saint Louis	10 4
									238 N	Hartford	8 0
									239 H	Butler	5 4
									241 N	Akron	11 2
									242 H	Detroit Mercy	3 1
									261 N	Mississippi Val.	12 0
									274 N	N.C. A&T	8 0
<hr/>											
LAST 10 GAMES											
			58 N	Sam Houston St.	3 4	58 N	Sam Houston St.	3 5			
			46 A	Missouri St.	0 1	128 N	UT Martin	4 3			
			46 A	Missouri St.	3 5	261 N	Mississippi Val.	12 0			
			46 A	Missouri St.	1 2	26 N	Indiana	1 3			
			234 A	Saint Louis	10 4	274 N	N.C. A&T	8 0			

Non-Div. I Games:

Loyola Chicago

Average RPI Win: 188		WON-LOST	WINNING		LAST 10	STRENGTH OF		OPP. STRENGTH	TEAM	ADJ	CONF.	ADJ CONF.			
Average RPI Loss: 92		RECORD	PCT. RANK		GAMES	SCHEDULE		OF SCHEDULE	RPI	RPI	RPI	RPI			
DIV. I ONLY		14-9-0	.6087	83	4-6-0	161		144	102	.5221	102	21	21		
DIV. I NON-CONF.		12-8-0	.6	93	2-5-0	162		124	104	.52281	105	21	21		
TOTALS		RPI 1-25	RPI 26-50		W-L RECORDS		RPI 51-100		RPI 101-150		RPI 150+				
14-9-0		0-2-0	0-0-0		OVERALL		1-4-0		3-1-0		10-2-0				
3-1-0		0-0-0	0-0-0		HOME		0-0-0		1-1-0		2-0-0				
3-7-0		0-2-0	0-0-0		AWAY		1-3-0		0-0-0		2-2-0				
8-1-0		0-0-0	0-0-0		NEUTRAL		0-1-0		2-0-0		6-0-0				
12-8-0		0-2-0	0-0-0		NON-CONFERENCE		1-4-0		3-1-0		8-1-0				
3-1-0		0-0-0	0-0-0		HOME		0-0-0		1-1-0		2-0-0				
1-6-0		0-2-0	0-0-		AWAY		1-3-0		0-0-0		0-1-0				
8-1-0		0-0-0	0-0-0		NEUTRAL		0-1-0		2-0-0		6-0-0				
2-1-0		0-0-0	0-0-0		CONFERENCE		0-0-0		0-0-0		2-1-0				
0-0-0		0-0-0	0-0-0		HOME		0-0-0		0-0-0		0-0-0				
2-1-0		0-0-0	0-0-0		AWAY		0-0-0		0-0-0		2-1-0				
0-0-0		0-0-0	0-0-0		NEUTRAL		0-0-0		0-0-0		0-0-0				
RPI S	Opponent	Score		RPI S	Opponent	Score		RPI S	Opponent	Score		RPI S	Opponent	Score	
5 A	Texas	1	9					53 A	Texas A&M	1	4	107 N	Eastern Ky.	10	1
5 A	Texas	0	8					60 A	UNC Greensboro	2	0	107 N	Eastern Ky.	6	2
								60 A	UNC Greensboro	3	4	124 H	East Carolina	3	2
								76 N	Appalachian St.	3	6	124 H	East Carolina	7	8
								79 A	Elon	2	5	164 N	Lamar University	9	1
												164 N	Lamar University	6	3
												193 A	Winthrop	6	4
												193 A	Winthrop	1	3
												193 A	Winthrop	4	2
												235 A	A&M-Corpus Christi	4	6
												235 N	A&M-Corpus Christi	9	0
												240 H	Robert Morris	4	1
												240 N	Robert Morris	2	0
												259 N	Northern Ky.	6	1
												268 H	Norfolk St.	6	4
												283 N	Iona	10	1
LAST 10 GAMES				LAST 10 GAMES				LAST 10 GAMES				LAST 10 GAMES			
193 A	Winthrop	6	4	164 N	Lamar University	6	3	164 N	Lamar University	6	3	164 N	Lamar University	6	3
124 H	East Carolina	3	2	240 H	Robert Morris	4	1	240 H	Robert Morris	4	1	240 H	Robert Morris	4	1
124 H	East Carolina	7	8	240 N	Robert Morris	2	0	240 N	Robert Morris	2	0	240 N	Robert Morris	2	0
235 N	A&M-Corpus Christi	9	0	5 A	Texas	1	9	5 A	Texas	1	9	5 A	Texas	1	9
164 N	Lamar University	9	1	193 A	Winthrop	4	2	193 A	Winthrop	4	2	193 A	Winthrop	4	2

Non-Div. I Games:

Longwood

Average RPI Win: 156		WON-LOST	WINNING	LAST 10	STRENGTH OF		OPP. STRENGTH	TEAM	ADJ		CONF.	ADJ CONF.
Average RPI Loss: 99		RECORD	PCT. RANK	GAMES	SCHEDULE		OF SCHEDULE	RPI	RPI		RPI	RPI
DIV. I ONLY		14-12-0	.53846	119	5-5-0		127	93	104		.52139	103
DIV. I NON-CONF.		9-11-0	.45	164	0-4-0		87	131	130		.50448	127
TOTALS		RPI 1-25	RPI 26-50		W-L RECORDS		RPI 51-100		RPI 101-150		RPI 150+	
14-12-0		0-2-0	1-3-0		OVERALL		1-1-0		6-3-0		6-3-0	
5-3-0		0-0-0	0-1-0		HOME		0-0-0		5-1-0		0-1-0	
3-1-0		0-0-0	0-0-0		AWAY		1-0-0		1-1-0		1-0-0	
6-8-0		0-2-0	1-2-0		NEUTRAL		0-1-0		0-1-0		5-2-0	
9-11-0		0-2-0	1-3-0		NON-CONFERENCE		1-1-0		1-2-0		6-3-0	
0-2-0		0-0-0	0-1-0		HOME		0-0-0		0-0-0		0-1-0	
3-1-0		0-0-0	0-0-		AWAY		1-0-0		1-1-0		1-0-0	
6-8-0		0-2-0	1-2-0		NEUTRAL		0-1-0		0-1-0		5-2-0	
5-1-0		0-0-0	0-0-0		CONFERENCE		0-0-0		5-1-0		0-0-0	
5-1-0		0-0-0	0-0-0		HOME		0-0-0		5-1-0		0-0-0	
0-0-0		0-0-0	0-0-0		AWAY		0-0-0		0-0-0		0-0-0	
0-0-0		0-0-0	0-0-0		NEUTRAL		0-0-0		0-0-0		0-0-0	
RPI S	Opponent	Score	RPI S	Opponent	Score	RPI S	Opponent	Score	RPI S	Opponent	Score	
10 N	Tennessee	2 12	31 N	Colorado St.	0 4	57 N	Fresno St.	1 10	114 H	Middle Tenn.	6 5	
17 N	Auburn	1 7	43 H	Baylor	1 4	63 A	Texas St.	3 2	114 H	Middle Tenn.	9 11	
			46 N	Missouri St.	2 1				114 H	Middle Tenn.	5 4	
			47 N	North Dakota St.	2 6				119 A	CSUN	1 2	
									129 A	Southeastern La.	1 0	
									132 H	UAB	7 0	
									132 H	UAB	7 5	
									132 H	UAB	4 3	
									142 N	SIUE	4 5	
									164 A	Lamar University	9 0	
									194 N	Prairie View	2 6	
									197 N	Abilene Christian	5 6	
									220 H	Houston Baptist	0 7	
									223 N	Rhode Island	10 3	
									223 N	Rhode Island	4 0	
									235 N	A&M-Corpus Christi	5 3	
									237 N	Maine	3 0	
									237 N	Maine	6 5	
			LAST 10 GAMES									
			132 H	UAB	7 5	114 H	Middle Tenn.	6 5				
			132 H	UAB	7 0	114 H	Middle Tenn.	9 11				
			223 N	Rhode Island	10 3	114 H	Middle Tenn.	5 4				
			31 N	Colorado St.	0 4	132 H	UAB	4 3				
			197 N	Abilene Christian	5 6	220 H	Houston Baptist	0 7				

Non-Div. I Games:

UTSA

Average RPI Win: 189		WON-LOST	WINNING	LAST 10	STRENGTH OF		OPP. STRENGTH	TEAM	ADJ	CONF.	ADJ CONF.
Average RPI Loss: 85		RECORD	PCT. RANK	GAMES	SCHEDULE		OF SCHEDULE	RPI	RPI	RPI	RPI
DIV. I ONLY		15-9-0	.625	75	7-3-0		177	157	103	.52113	104
DIV. I NON-CONF.		13-8-0	.61905	85	5-2-0		167	165	105	.52325	104
TOTALS		RPI 1-25	RPI 26-50		W-L RECORDS		RPI 51-100		RPI 101-150		RPI 150+
15-9-0	0-0-0	1-3-0		OVERALL		0-2-0		2-3-0		12-1-0	
2-1-0	0-0-0	0-0-0		HOME		0-0-0		0-0-0		2-1-0	
3-3-0	0-0-0	0-2-0		AWAY		0-0-0		1-1-0		2-0-0	
10-5-0	0-0-0	1-1-0		NEUTRAL		0-2-0		1-2-0		8-0-0	
13-8-0	0-0-0	1-3-0		NON-CONFERENCE		0-2-0		2-3-0		10-0-0	
0-0-0	0-0-0	0-0-0		HOME		0-0-0		0-0-0		0-0-0	
3-3-0	0-0-0	0-0-		AWAY		0-0-0		1-1-0		2-0-0	
10-5-0	0-0-0	1-1-0		NEUTRAL		0-2-0		1-2-0		8-0-0	
2-1-0	0-0-0	0-0-0		CONFERENCE		0-0-0		0-0-0		2-1-0	
2-1-0	0-0-0	0-0-0		HOME		0-0-0		0-0-0		2-1-0	
0-0-0	0-0-0	0-0-0		AWAY		0-0-0		0-0-0		0-0-0	
0-0-0	0-0-0	0-0-0		NEUTRAL		0-0-0		0-0-0		0-0-0	
RPI S	Opponent	Score	RPI S	Opponent	Score	RPI S	Opponent	Score	RPI S	Opponent	Score
			29 A	Arkansas	6 9	64 N	Maryland	3 6	112 A	Sacramento St.	0 9
			34 N	Oregon St.	1 5	98 N	UC Davis	1 9	113 N	Nicholls St.	0 3
			42 A	Houston	0 4				113 N	Nicholls St.	2 0
			50 N	Cal St. Fullerton	5 0				119 N	CSUN	1 3
									136 A	Pacific	10 0
									156 N	Northwestern St.	6 3
									156 N	Northwestern St.	4 3
									158 H	Utah St.	4 5
									158 H	Utah St.	11 2
									158 H	Utah St.	6 4
									205 N	California Baptist	6 2
									205 N	California Baptist	10 4
									227 N	La.-Monroe	3 2
									247 A	Saint Mary's (CA)	9 0
									247 A	Saint Mary's (CA)	2 0
									255 N	Omaha	8 0
									256 N	Santa Clara	6 4
									259 N	Northern Ky.	12 0
LAST 10 GAMES											
			156 N	Northwestern St.	6 3	158 H	Utah St.	4 5			
			112 A	Sacramento St.	0 9	247 A	Saint Mary's (CA)	2 0			
			247 A	Saint Mary's (CA)	9 0	98 N	UC Davis	1 9			
			158 H	Utah St.	11 2	259 N	Northern Ky.	12 0			
			158 H	Utah St.	6 4	119 N	CSUN	1 3			

Non-Div. I Games:

Nevada



Average RPI Win:	139	WON-LOST RECORD	WINNING PCT. RANK	LAST 10 GAMES	STRENGTH OF SCHEDULE	OPP. STRENGTH OF SCHEDULE	TEAM RPI	ADJ RPI	CONF. RPI	ADJ CONF. RPI	
DIV. I ONLY		10-15-0	.4 189	2-8-0	40	67	110	.51881 105	9	9	
DIV. I NON-CONF.		9-10-0	.47368 148	1-3-0	21	98	58	.55466 58	9	8	
<hr/>											
TOTALS	RPI 1-25	RPI 26-50		W-L RECORDS	RPI 51-100		RPI 101-150		RPI 150+		
10-15-0	0-4-0	0-2-0		OVERALL	4-9-0		1-0-0		5-0-0		
8-5-0	0-2-0	0-1-0		HOME	4-2-0		1-0-0		3-0-0		
0-5-0	0-2-0	0-0-0		AWAY	0-3-0		0-0-0		0-0-0		
2-5-0	0-0-0	0-1-0		NEUTRAL	0-4-0		0-0-0		2-0-0		
9-10-0	0-4-0	0-2-0		NON-CONFERENCE	3-4-0		1-0-0		5-0-0		
7-3-0	0-2-0	0-1-0		HOME	3-0-0		1-0-0		3-0-0		
0-2-0	0-2-0	0-0-		AWAY	0-0-0		0-0-0		0-0-0		
2-5-0	0-0-0	0-1-0		NEUTRAL	0-4-0		0-0-0		2-0-0		
1-5-0	0-0-0	0-0-0		CONFERENCE	1-5-0		0-0-0		0-0-0		
1-2-0	0-0-0	0-0-0		HOME	1-2-0		0-0-0		0-0-0		
0-3-0	0-0-0	0-0-0		AWAY	0-3-0		0-0-0		0-0-0		
0-0-0	0-0-0	0-0-0		NEUTRAL	0-0-0		0-0-0		0-0-0		
RPI S	Opponent	Score	RPI S	Opponent	Score	RPI S	Opponent	Score	RPI S	Opponent	Score
1 A	Florida St.	1 4	46 H	Missouri St.	0 4	52 H	Lipscomb	8 5	113 H	Nicholls St.	3 2
11 A	Alabama	2 5	48 N	Louisiana Tech	0 2	63 H	Texas St.	6 9	163 H	Hofstra	8 0
20 H	Illinois	2 11				63 H	Texas St.	2 12	186 N	Tennessee St.	9 1
25 H	Tulsa	3 8				63 H	Texas St.	3 1	195 H	North Dakota	8 0
						68 H	SFA	8 0	200 H	Mercer	12 8
						68 H	SFA	6 5	282 N	Savannah St.	8 1
						77 N	Western Ky.	3 7			
						78 A	UT Arlington	9 10			
						78 A	UT Arlington	2 7			
						78 A	UT Arlington	1 8			
						89 N	Bradley	4 12			
						89 N	Bradley	3 4			
						96 N	Purdue	5 6			
			LAST 10 GAMES								
			63 H	Texas St.	2 12	78 A	UT Arlington	9 10			
			63 H	Texas St.	3 1	11 A	Alabama	2 5			
			63 H	Texas St.	6 9	89 N	Bradley	3 4			
			78 A	UT Arlington	1 8	282 N	Savannah St.	8 1			
			78 A	UT Arlington	2 7	96 N	Purdue	5 6			

Non-Div. I Games:

South Alabama

Average RPI Win: 164		WON-LOST	WINNING	LAST 10	STRENGTH OF		OPP. STRENGTH	TEAM	ADJ	CONF.	ADJ CONF.
Average RPI Loss: 57		RECORD	PCT. RANK	GAMES	SCHEDULE		OF SCHEDULE	RPI	RPI	RPI	RPI
DIV. I ONLY		9-20-0	.31034	230	20		53	118	.51843	106	11
DIV. I NON-CONF.		6-20-0	.23077	252	16		24	131	.50961	118	11
TOTALS		RPI 1-25	RPI 26-50		W-L RECORDS		RPI 51-100		RPI 101-150		RPI 150+
9-20-0		0-8-0	1-4-0		OVERALL		2-5-0		0-1-0		6-2-0
0-0-0		0-0-0	0-0-0		HOME		0-0-0		0-0-0		0-0-0
4-5-0		0-3-0	0-2-0		AWAY		1-0-0		0-0-0		3-0-0
5-15-0		0-5-0	1-2-0		NEUTRAL		1-5-0		0-1-0		3-2-0
6-20-0		0-8-0	1-4-0		NON-CONFERENCE		2-5-0		0-1-0		3-2-0
0-0-0		0-0-0	0-0-0		HOME		0-0-0		0-0-0		0-0-0
1-5-0		0-3-0	0-0-		AWAY		1-0-0		0-0-0		0-0-0
5-15-0		0-5-0	1-2-0		NEUTRAL		1-5-0		0-1-0		3-2-0
3-0-0		0-0-0	0-0-0		CONFERENCE		0-0-0		0-0-0		3-0-0
0-0-0		0-0-0	0-0-0		HOME		0-0-0		0-0-0		0-0-0
3-0-0		0-0-0	0-0-0		AWAY		0-0-0		0-0-0		3-0-0
0-0-0		0-0-0	0-0-0		NEUTRAL		0-0-0		0-0-0		0-0-0
RPI S	Opponent	Score		RPI S	Opponent	Score		RPI S	Opponent	Score	
6 A	LSU	2	6	26 N	Indiana	3	0	51 A	Fla. Atlantic	6	2
8 N	Arizona	1	9	26 N	Indiana	0	2	59 N	USC Upstate	0	3
9 A	Florida	0	7	32 A	Arizona St.	6	9	68 N	SFA	6	0
9 A	Florida	2	10	38 A	South Fla.	1	2	80 N	Syracuse	3	5
9 N	Florida	0	15	47 N	North Dakota St.	0	4	82 N	NC State	9	10
9 N	Florida	1	2					96 N	Purdue	1	2
21 N	Notre Dame	1	5					96 N	Purdue	0	8
24 N	Michigan	4	11								
				LAST 10 GAMES							
				250 A	Evansville	8	1	21 N	Notre Dame	1	5
				250 A	Evansville	16	8	147 N	LIU Brooklyn	3	5
				250 A	Evansville	11	0	96 N	Purdue	1	2
				51 A	Fla. Atlantic	6	2	47 N	North Dakota St.	0	4
				96 N	Purdue	0	8	26 N	Indiana	0	2

Non-Div. I Games:

Illinois St.

Average RPI Win: 195		WON-LOST RECORD		WINNING PCT. RANK		LAST 10 GAMES		STRENGTH OF SCHEDULE		OPP. STRENGTH OF SCHEDULE		TEAM RPI		ADJ RPI		CONF. RPI		ADJ CONF. RPI					
DIV. I ONLY		13-9-0		.59091		96		9-1-0		149		223		107		.51772		107		15		15	
DIV. I NON-CONF.		13-9-0		.59091		98		9-1-0		141		227		107		.51772		108		15		15	
TOTALS		RPI 1-25		RPI 26-50		W-L RECORDS		RPI 51-100		RPI 101-150		RPI 150+											
13-9-0		0-0-0		0-0-0		OVERALL		2-6-0		1-2-0		10-1-0											
1-1-0		0-0-0		0-0-0		HOME		0-0-0		0-0-0		1-1-0											
3-4-0		0-0-0		0-0-0		AWAY		0-4-0		0-0-0		3-0-0											
9-4-0		0-0-0		0-0-0		NEUTRAL		2-2-0		1-2-0		6-0-0											
13-9-0		0-0-0		0-0-0		NON-CONFERENCE		2-6-0		1-2-0		10-1-0											
1-1-0		0-0-0		0-0-0		HOME		0-0-0		0-0-0		1-1-0											
3-4-0		0-0-0		0-0-		AWAY		0-4-0		0-0-0		3-0-0											
9-4-0		0-0-0		0-0-0		NEUTRAL		2-2-0		1-2-0		6-0-0											
0-0-0		0-0-0		0-0-0		CONFERENCE		0-0-0		0-0-0		0-0-0											
0-0-0		0-0-0		0-0-0		HOME		0-0-0		0-0-0		0-0-0											
0-0-0		0-0-0		0-0-0		AWAY		0-0-0		0-0-0		0-0-0											
0-0-0		0-0-0		0-0-0		NEUTRAL		0-0-0		0-0-0		0-0-0											
RPI	S	Opponent		Score		RPI	S	Opponent		Score		RPI	S	Opponent		Score							
								76	N	Appalachian St.	7	6	102	N	Longwood	1	10						
								79	A	Elon	5	7	102	N	Longwood	2	6						
								88	A	Chattanooga	0	2	129	N	Southeastern La.	5	0						
								88	A	Chattanooga	1	2	177	A	UNCW	2	0						
								88	A	Chattanooga	2	5	177	A	UNCW	6	2						
								97	N	Marshall	2	5	185	N	Western Ill.	4	3						
								97	N	Marshall	4	8	208	A	Alabama St.	6	2						
								99	N	Towson	5	0	210	H	Dayton	4	1						
													210	H	Dayton	0	2						
													218	N	Purdue Fort Wayne	11	1						
													232	N	Presbyterian	18	1						
													266	N	Youngstown St.	5	2						
													281	N	Canisius	12	4						
													281	N	Canisius	11	9						
LAST 10 GAMES																							
								185	N	Western Ill.	4	3	79	A	Elon	5	7						
								218	N	Purdue Fort Wayne	11	1	210	H	Dayton	4	1						
								208	A	Alabama St.	6	2	281	N	Canisius	11	9						
								88	A	Chattanooga	0	2	281	N	Canisius	12	4						
								88	A	Chattanooga	2	5	177	A	UNCW	6	2						

Non-Div. I Games:

Eastern Ky.

Average RPI Win:	174	WON-LOST RECORD	WINNING PCT. RANK	LAST 10 GAMES	STRENGTH OF SCHEDULE	OPP. STRENGTH OF SCHEDULE	TEAM RPI	ADJ RPI	CONF. RPI	ADJ CONF. RPI	
Div. I ONLY		14-12-0	.53846 119	10-0-0	151	111	115	.5177 108	12	12	
Div. I NON-CONF.		14-12-0	.53846 114	10-0-0	143	109	115	.5177 109	12	12	
<hr/>											
TOTALS	RPI 1-25	RPI 26-50		W-L RECORDS	RPI 51-100		RPI 101-150		RPI 150+		
14-12-0	0-3-0	2-1-0		OVERALL	2-4-0		2-2-0		8-2-0		
10-3-0	0-0-0	2-0-0		HOME	1-1-0		0-1-0		7-1-0		
2-2-0	0-1-0	0-0-0		AWAY	0-0-0		1-0-0		1-1-0		
2-7-0	0-2-0	0-1-0		NEUTRAL	1-3-0		1-1-0		0-0-0		
<hr/>											
14-12-0	0-3-0	2-1-0		NON-CONFERENCE	2-4-0		2-2-0		8-2-0		
10-3-0	0-0-0	2-0-0		HOME	1-1-0		0-1-0		7-1-0		
2-2-0	0-1-0	0-0-		AWAY	0-0-0		1-0-0		1-1-0		
2-7-0	0-2-0	0-1-0		NEUTRAL	1-3-0		1-1-0		0-0-0		
<hr/>											
0-0-0	0-0-0	0-0-0		CONFERENCE	0-0-0		0-0-0		0-0-0		
0-0-0	0-0-0	0-0-0		HOME	0-0-0		0-0-0		0-0-0		
0-0-0	0-0-0	0-0-0		AWAY	0-0-0		0-0-0		0-0-0		
0-0-0	0-0-0	0-0-0		NEUTRAL	0-0-0		0-0-0		0-0-0		
<hr/>											
RPI S	Opponent	Score	RPI S	Opponent	Score	RPI S	Opponent	Score	RPI S	Opponent	Score
2 A	UCLA	3 17	36 N	UNLV	1 6	57 N	Fresno St.	0 12	112 H	Sacramento St.	0 5
15 N	Ole Miss	3 11	42 H	Houston	4 3	64 H	Maryland	3 8	134 A	San Diego St.	6 0
19 N	Boise St.	2 7	42 H	Houston	1 0	64 H	Maryland	7 2	143 N	Portland St.	9 8
						75 N	Loyola Marymount	0 2	143 N	Portland St.	5 6
						97 N	Marshall	2 5	184 H	UTEP	7 8
						97 N	Marshall	5 4	184 H	UTEP	4 0
									211 H	Idaho St.	5 2
									214 A	San Diego	6 2
									214 A	San Diego	3 6
									214 H	San Diego	3 2
									255 H	Omaha	8 0
									255 H	Omaha	9 6
									288 H	Southern Utah	4 2
									288 H	Southern Utah	11 2
<hr/>											
			LAST 10 GAMES								
			288 H	Southern Utah	4 2	255 H	Omaha	9 6			
			211 H	Idaho St.	5 2	42 H	Houston	4 3			
			288 H	Southern Utah	11 2	42 H	Houston	1 0			
			134 A	San Diego St.	6 0	255 H	Omaha	8 0			
			214 H	San Diego	3 2	184 H	UTEP	4 0			

Non-Div. I Games:

UC Riverside

Average RPI Win:	146	WON-LOST	WINNING	LAST 10	STRENGTH OF	OPP. STRENGTH	TEAM	ADJ	CONF.	ADJ CONF.						
Average RPI Loss:	57	RECORD	PCT. RANK	GAMES	SCHEDULE	OF SCHEDULE	RPI	RPI	RPI	RPI						
DIV. I ONLY		7-14-0	.33333	217	4-6-0	17	66	105	.51751	109	5	5				
DIV. I NON-CONF.		7-11-0	.38889	198	4-3-0	18	83	85	.53197	93	4	4				
<hr/>																
TOTALS	RPI 1-25	RPI 26-50		W-L RECORDS		RPI 51-100		RPI 101-150		RPI 150+						
7-14-0	0-6-0	0-4-0		OVERALL		2-0-0		1-2-0		4-2-0						
0-1-0	0-0-0	0-0-0		HOME		0-0-0		0-1-0		0-0-0						
2-6-0	0-2-0	0-4-0		AWAY		1-0-0		1-0-0		0-0-0						
5-7-0	0-4-0	0-0-0		NEUTRAL		1-0-0		0-1-0		4-2-0						
7-11-0	0-6-0	0-1-0		NON-CONFERENCE		2-0-0		1-2-0		4-2-0						
0-1-0	0-0-0	0-0-0		HOME		0-0-0		0-1-0		0-0-0						
2-3-0	0-2-0	0-0-		AWAY		1-0-0		1-0-0		0-0-0						
5-7-0	0-4-0	0-0-0		NEUTRAL		1-0-0		0-1-0		4-2-0						
0-3-0	0-0-0	0-3-0		CONFERENCE		0-0-0		0-0-0		0-0-0						
0-0-0	0-0-0	0-0-0		HOME		0-0-0		0-0-0		0-0-0						
0-3-0	0-0-0	0-3-0		AWAY		0-0-0		0-0-0		0-0-0						
0-0-0	0-0-0	0-0-0		NEUTRAL		0-0-0		0-0-0		0-0-0						
RPI	S	Opponent	Score		RPI	S	Opponent	Score		RPI	S	Opponent	Score			
5	A	Texas	0	8	27	A	North Carolina	1	9	88	N	Chattanooga	9	6		
5	A	Texas	1	9	27	A	North Carolina	0	8	92	A	FIU	3	2		
19	N	Boise St.	0	8	27	A	North Carolina	0	2			124	A	East Carolina	1	0
20	N	Illinois	3	7	37	A	UCF	1	4			130	H	St. John's (NY)	3	6
20	N	Illinois	3	12								144	N	Ga. Southern	4	9
23	N	James Madison	0	9								154	N	Michigan St.	9	7
												154	N	Michigan St.	7	6
												156	N	Northwestern St.	5	9
												157	N	Penn St.	4	5
												180	N	Central Mich.	8	4
												229	N	Penn	4	0
<hr/>																
LAST 10 GAMES																
92	A	FIU	3	2	156	N	Northwestern St.	5	9							
130	H	St. John's (NY)	3	6	27	A	North Carolina	0	8							
23	N	James Madison	0	9	27	A	North Carolina	0	2							
20	N	Illinois	3	12	27	A	North Carolina	1	9							
5	A	Texas	1	9	37	A	UCF	1	4							

Non-Div. I Games:

Boston College

Average RPI Win: 169		WON-LOST	WINNING	LAST 10	STRENGTH OF	OPP. STRENGTH	TEAM	ADJ	CONF.	ADJ CONF.					
Average RPI Loss: 49		RECORD	PCT. RANK	GAMES	SCHEDULE	OF SCHEDULE	RPI	RPI	RPI	RPI					
DIV. I ONLY		13-14-0	.48148	142	8-2-0	93	56	106	.51745	110	2	2			
DIV. I NON-CONF.		11-13-0	.45833	158	6-1-0	127	44	128	.503	132	2	2			
<hr/>															
TOTALS		RPI 1-25	RPI 26-50		W-L RECORDS		RPI 51-100		RPI 101-150		RPI 150+				
13-14-0		0-4-0	0-5-0		OVERALL		3-3-0		2-2-0		8-0-0				
2-1-0		0-0-0	0-0-0		HOME		2-1-0		0-0-0		0-0-0				
1-2-0		0-1-0	0-0-0		AWAY		0-1-0		1-0-0		0-0-0				
10-11-0		0-3-0	0-5-0		NEUTRAL		1-1-0		1-2-0		8-0-0				
11-13-0		0-4-0	0-5-0		NON-CONFERENCE		1-2-0		2-2-0		8-0-0				
0-0-0		0-0-0	0-0-0		HOME		0-0-0		0-0-0		0-0-0				
1-2-0		0-1-0	0-0-		AWAY		0-1-0		1-0-0		0-0-0				
10-11-0		0-3-0	0-5-0		NEUTRAL		1-1-0		1-2-0		8-0-0				
2-1-0		0-0-0	0-0-0		CONFERENCE		2-1-0		0-0-0		0-0-0				
2-1-0		0-0-0	0-0-0		HOME		2-1-0		0-0-0		0-0-0				
0-0-0		0-0-0	0-0-0		AWAY		0-0-0		0-0-0		0-0-0				
0-0-0		0-0-0	0-0-0		NEUTRAL		0-0-0		0-0-0		0-0-0				
RPI	S	Opponent	Score	RPI	S	Opponent	Score	RPI	S	Opponent	Score				
7	N	Kentucky	2 13	27	N	North Carolina	2 7	56	A	Grand Canyon	6 8	115	N	Duke	3 4
10	N	Tennessee	1 10	31	N	Colorado St.	1 6	67	N	Iowa St.	4 7	119	N	CSUN	7 0
13	N	Oklahoma St.	1 8	40	N	Missouri	0 9	69	H	California	7 8	139	A	Hawaii	3 2
16	A	Northwestern	0 10	44	N	Ohio St.	2 10	69	H	California	5 4	142	N	SIUE	2 5
				44	N	Ohio St.	0 2	69	H	California	7 3	162	N	Western Mich.	8 2
								89	N	Bradley	2 1	163	N	Hofstra	11 3
												170	N	Kansas	6 4
												178	N	South Dakota	5 1
												217	N	Northern Colo.	7 0
												264	N	Niagara	7 2
												264	N	Niagara	10 1
												290	N	St. Bonaventure	14 1
				LAST 10 GAMES											
				31	N	Colorado St.	1 6	142	N	SIUE	2 5				
				69	H	California	7 8	264	N	Niagara	7 2				
				69	H	California	7 3	290	N	St. Bonaventure	14 1				
				69	H	California	5 4	264	N	Niagara	10 1				
				139	A	Hawaii	3 2	178	N	South Dakota	5 1				

Non-Div. I Games:

Utah

Average RPI Win: 191		WON-LOST	WINNING	LAST 10	STRENGTH OF		OPP. STRENGTH	TEAM	ADJ		CONF.	ADJ CONF.							
Average RPI Loss: 79		RECORD	PCT. RANK	GAMES	SCHEDULE		OF SCHEDULE	RPI	RPI		RPI	RPI							
DIV. I ONLY		19-8-0	.7037	47	4-6-0		251	109	111	.51673	111	22	22						
DIV. I NON-CONF.		19-8-0	.7037	51	4-6-0		254	108	111	.51673	111	22	22						
TOTALS		RPI 1-25	RPI 26-50		W-L RECORDS		RPI 51-100		RPI 101-150		RPI 150+								
19-8-0	0-0-0	1-2-0		OVERALL		0-5-0		5-0-0		13-1-0									
0-0-0	0-0-0	0-0-0		HOME		0-0-0		0-0-0		0-0-0									
3-5-0	0-0-0	1-2-0		AWAY		0-2-0		1-0-0		1-1-0									
16-3-0	0-0-0	0-0-0		NEUTRAL		0-3-0		4-0-0		12-0-0									
19-8-0	0-0-0	1-2-0		NON-CONFERENCE		0-5-0		5-0-0		13-1-0									
0-0-0	0-0-0	0-0-0		HOME		0-0-0		0-0-0		0-0-0									
3-5-0	0-0-0	1-0-		AWAY		0-2-0		1-0-0		1-1-0									
16-3-0	0-0-0	0-0-0		NEUTRAL		0-3-0		4-0-0		12-0-0									
0-0-0	0-0-0	0-0-0		CONFERENCE		0-0-0		0-0-0		0-0-0									
0-0-0	0-0-0	0-0-0		HOME		0-0-0		0-0-0		0-0-0									
0-0-0	0-0-0	0-0-0		AWAY		0-0-0		0-0-0		0-0-0									
0-0-0	0-0-0	0-0-0		NEUTRAL		0-0-0		0-0-0		0-0-0									
RPI	S	Opponent	Score		RPI	S	Opponent	Score		RPI	S	Opponent	Score						
			42	A	Houston		2	0		63	N	Texas St.	0	3	127	N	Belmont	2	1
			42	A	Houston		0	8		67	N	Iowa St.	4	6	139	A	Hawaii	4	3
			50	A	Cal St. Fullerton		1	5		73	A	Wichita St.	2	6	141	N	New Mexico	9	5
										84	N	Long Beach St.	0	5	141	N	New Mexico	4	2
										90	A	Memphis	4	5	149	N	Boston U.	4	2
															165	A	Samford	0	6
															165	A	Samford	5	2
															171	N	UMKC	2	1
															192	N	Harvard	5	0
															198	N	Eastern Ill.	6	4
															216	N	Green Bay	5	4
															216	N	Green Bay	10	1
															218	N	Purdue Fort Wayne	1	0
															224	N	Georgia St.	4	0
															228	N	IUPUI	11	8
															249	N	Texas Southern	7	0
															250	N	Evansville	9	1
															281	N	Canisius	11	5
															281	N	Canisius	10	3
LAST 10 GAMES																			
			249	N	Texas Southern		7	0		149	N	Boston U.	4	2					
			141	N	New Mexico		4	2		67	N	Iowa St.	4	6					
			192	N	Harvard		5	0		127	N	Belmont	2	1					
			84	N	Long Beach St.		0	5		228	N	IUPUI	11	8					
			50	A	Cal St. Fullerton		1	5		90	A	Memphis	4	5					

Non-Div. I Games:

DePaul

Average RPI Win: 178		WON-LOST RECORD		WINNING PCT. RANK		LAST 10 GAMES		STRENGTH OF SCHEDULE		OPP. STRENGTH OF SCHEDULE		TEAM RPI		ADJ RPI		CONF. RPI		ADJ CONF. RPI	
DIV. I ONLY		15-12-0		.55556 110		7-3-0		131		191		108		.5162 112		23		23	
DIV. I NON-CONF.		15-12-0		.55556 109		7-3-0		126		193		110		.5162 112		23		23	
TOTALS		RPI 1-25		RPI 26-50		W-L RECORDS		RPI 51-100		RPI 101-150		RPI 150+							
15-12-0		0-2-0		0-3-0		OVERALL		3-2-0		4-0-0		8-5-0							
10-4-0		0-0-0		0-0-0		HOME		3-0-0		1-0-0		6-4-0							
3-1-0		0-0-0		0-0-0		AWAY		0-1-0		3-0-0		0-0-0							
2-7-0		0-2-0		0-3-0		NEUTRAL		0-1-0		0-0-0		2-1-0							
15-12-0		0-2-0		0-3-0		NON-CONFERENCE		3-2-0		4-0-0		8-5-0							
10-4-0		0-0-0		0-0-0		HOME		3-0-0		1-0-0		6-4-0							
3-1-0		0-0-0		0-0-		AWAY		0-1-0		3-0-0		0-0-0							
2-7-0		0-2-0		0-3-0		NEUTRAL		0-1-0		0-0-0		2-1-0							
0-0-0		0-0-0		0-0-0		CONFERENCE		0-0-0		0-0-0		0-0-0							
0-0-0		0-0-0		0-0-0		HOME		0-0-0		0-0-0		0-0-0							
0-0-0		0-0-0		0-0-0		AWAY		0-0-0		0-0-0		0-0-0							
0-0-0		0-0-0		0-0-0		NEUTRAL		0-0-0		0-0-0		0-0-0							
RPI	S	Opponent		Score		RPI	S	Opponent		Score		RPI	S	Opponent		Score			
19	N	Boise St.		3	7	29	N	Arkansas		2	8	66	N	Southern Ill.		1	6		
19	N	Boise St.		2	5	33	N	Mississippi St.		5	8	75	H	Loyola Marymount		4	2		
						37	N	UCF		5	6	75	H	Loyola Marymount		4	1		
												75	H	Loyola Marymount		3	1		
												98	A	UC Davis		0	4		
														104 H Nevada		9	0		
														108 A UC Riverside		5	0		
														136 A Pacific		3	1		
														136 A Pacific		7	1		
														168 H Bucknell		0	1		
														184 N UTEP		5	6		
														205 N California Baptist		2	1		
														218 H Marist		9	1		
														218 H Marist		6	2		
														222 H UC Santa Barbara		6	12		
														246 H CSU Bakersfield		2	10		
														246 H CSU Bakersfield		8	0		
														256 H Santa Clara		3	4		
														256 H Santa Clara		14	6		
														263 H Rider		6	0		
														276 H Fairleigh Dickinson		1	0		
														276 N Fairleigh Dickinson		7	0		
LAST 10 GAMES				168 H Bucknell				0	1	263 H Rider				6	0				
				205 N California Baptist				2	1	256 H Santa Clara				3	4				
				104 H Nevada				9	0	218 H Marist				6	2				
				75 H Loyola Marymount				4	2	276 H Fairleigh Dickinson				1	0				
				218 H Marist				9	1	98 A UC Davis				0	4				

Non-Div. I Games:

Sacramento St.



Average RPI Win: 157		WON-LOST	WINNING	LAST 10	STRENGTH OF		OPP. STRENGTH	TEAM	ADJ		CONF.	ADJ CONF.			
Average RPI Loss: 90		RECORD	PCT. RANK	GAMES	SCHEDULE		OF SCHEDULE	RPI	RPI		RPI	RPI			
DIV. I ONLY		12-13-0	.48	145	4-6-0		92	103	114	.5161	113	19	19		
DIV. I NON-CONF.		10-12-0	.45455	161	2-5-0		72	61	113	.51755	110	18	18		
TOTALS		RPI 1-25	RPI 26-50		W-L RECORDS		RPI 51-100		RPI 101-150		RPI 150+				
12-13-0		0-5-0	1-0-0		OVERALL		2-2-0		3-2-0		6-4-0				
2-2-0		0-1-0	0-0-0		HOME		1-0-0		0-0-0		1-1-0				
4-4-0		0-2-0	1-0-0		AWAY		0-0-0		0-1-0		3-1-0				
6-7-0		0-2-0	0-0-0		NEUTRAL		1-2-0		3-1-0		2-2-0				
10-12-0		0-5-0	1-0-0		NON-CONFERENCE		2-2-0		3-2-0		4-3-0				
2-2-0		0-1-0	0-0-0		HOME		1-0-0		0-0-0		1-1-0				
2-3-0		0-2-0	1-0-		AWAY		0-0-0		0-1-0		1-0-0				
6-7-0		0-2-0	0-0-0		NEUTRAL		1-2-0		3-1-0		2-2-0				
2-1-0		0-0-0	0-0-0		CONFERENCE		0-0-0		0-0-0		2-1-0				
0-0-0		0-0-0	0-0-0		HOME		0-0-0		0-0-0		0-0-0				
2-1-0		0-0-0	0-0-0		AWAY		0-0-0		0-0-0		2-1-0				
0-0-0		0-0-0	0-0-0		NEUTRAL		0-0-0		0-0-0		0-0-0				
RPI S	Opponent	Score		RPI S	Opponent	Score		RPI S	Opponent	Score		RPI S	Opponent	Score	
15 A	Ole Miss	0	2	42 A	Houston	2	0	64 N	Maryland	1	2	104 N	Nevada	3	0
15 A	Ole Miss	0	6					66 N	Southern Ill.	9	0	104 N	Nevada	0	2
18 H	Louisiana	0	8					66 N	Southern Ill.	6	7	105 A	South Alabama	2	3
20 N	Illinois	3	5					86 H	Southern Miss.	4	1	148 N	San Jose St.	3	2
20 N	Illinois	2	8									148 N	San Jose St.	4	2
												161 N	Northern Ill.	1	2
												163 H	Hofstra	2	8
												163 N	Hofstra	11	1
												202 N	Pittsburgh	5	0
												202 N	Pittsburgh	3	5
												221 A	Central Ark.	3	1
												221 A	Central Ark.	8	2
												221 A	Central Ark.	0	2
												227 H	La.-Monroe	8	0
												257 A	Alcorn	7	0
				LAST 10 GAMES											
				257 A	Alcorn	7	0	15 A	Ole Miss	0	6				
				221 A	Central Ark.	0	2	15 A	Ole Miss	0	2				
				18 H	Louisiana	0	8	202 N	Pittsburgh	3	5				
				221 A	Central Ark.	8	2	202 N	Pittsburgh	5	0				
				221 A	Central Ark.	3	1	105 A	South Alabama	2	3				

Non-Div. I Games:

Nicholls St.

Average RPI Win:	170	WON-LOST RECORD	WINNING PCT. RANK	LAST 10 GAMES	STRENGTH OF SCHEDULE	OPP. STRENGTH OF SCHEDULE	TEAM RPI	ADJ RPI	CONF. RPI	ADJ CONF. RPI				
DIV. I ONLY		15-14-0	.51724	133	5-5-0	118	174	117	.51466	114	8	8		
DIV. I NON-CONF.		14-12-0	.53846	114	4-3-0	108	182	108	.51919	107	8	9		
<hr/>														
TOTALS	RPI 1-25	RPI 26-50		W-L RECORDS		RPI 51-100		RPI 101-150		RPI 150+				
15-14-0	0-1-0	1-2-0		OVERALL		2-3-0		2-4-0		10-4-0				
3-1-0	0-0-0	0-0-0		HOME		0-0-0		1-1-0		2-0-0				
2-4-0	0-0-0	0-1-0		AWAY		1-0-0		1-3-0		0-0-0				
10-9-0	0-1-0	1-1-0		NEUTRAL		1-3-0		0-0-0		8-4-0				
<hr/>														
14-12-0	0-1-0	1-2-0		NON-CONFERENCE		2-3-0		1-2-0		10-4-0				
3-1-0	0-0-0	0-0-0		HOME		0-0-0		1-1-0		2-0-0				
1-2-0	0-0-0	0-0-		AWAY		1-0-0		0-1-0		0-0-0				
10-9-0	0-1-0	1-1-0		NEUTRAL		1-3-0		0-0-0		8-4-0				
<hr/>														
1-2-0	0-0-0	0-0-0		CONFERENCE		0-0-0		1-2-0		0-0-0				
0-0-0	0-0-0	0-0-0		HOME		0-0-0		0-0-0		0-0-0				
1-2-0	0-0-0	0-0-0		AWAY		0-0-0		1-2-0		0-0-0				
0-0-0	0-0-0	0-0-0		NEUTRAL		0-0-0		0-0-0		0-0-0				
<hr/>														
RPI	S	Opponent	Score		RPI	S	Opponent	Score		RPI	S	Opponent	Score	
10	N	Tennessee	0	8	30	N	South Carolina	4	6	56	A	Grand Canyon	7	5
					33	A	Mississippi St.	2	8	68	N	SFA	1	7
					38	N	South Fla.	2	1	68	N	SFA	1	2
										94	N	Iowa	8	6
										96	N	Purdue	3	12

Non-Div. I Games:

Middle Tenn.

Duke				Through Games Of March 17, 2019										
Average RPI Win:		145	WON-LOST RECORD	WINNING PCT. RANK	LAST 10 GAMES	STRENGTH OF SCHEDULE	OPP. STRENGTH OF SCHEDULE	TEAM RPI	ADJ RPI	CONF. RPI	ADJ CONF. RPI			
Average RPI Loss:		69												
DIV. I ONLY			12-15-0	.44444 168	6-4-0	70	49	109	.51424 115	5	5			
DIV. I NON-CONF.			8-12-0	.4 185	3-1-0	35	101	106	.51999 106	4	4			
TOTALS		RPI 1-25	RPI 26-50		W-L RECORDS		RPI 51-100		RPI 101-150		RPI 150+			
12-15-0		1-2-0	1-7-0		OVERALL		2-3-0		2-0-0		6-3-0			
8-7-0		0-0-0	1-5-0		HOME		1-0-0		0-0-0		6-2-0			
1-2-0		0-0-0	0-0-0		AWAY		0-2-0		1-0-0		0-0-0			
3-6-0		1-2-0	0-2-0		NEUTRAL		1-1-0		1-0-0		0-1-0			
8-12-0		0-2-0	0-5-0		NON-CONFERENCE		2-3-0		2-0-0		4-2-0			
5-4-0		0-0-0	0-3-0		HOME		1-0-0		0-0-0		4-1-0			
1-2-0		0-0-0	0-0-		AWAY		0-2-0		1-0-0		0-0-0			
2-6-0		0-2-0	0-2-0		NEUTRAL		1-1-0		1-0-0		0-1-0			
4-3-0		1-0-0	1-2-0		CONFERENCE		0-0-0		0-0-0		2-1-0			
3-3-0		0-0-0	1-2-0		HOME		0-0-0		0-0-0		2-1-0			
0-0-0		0-0-0	0-0-0		AWAY		0-0-0		0-0-0		0-0-0			
1-0-0		1-0-0	0-0-0		NEUTRAL		0-0-0		0-0-0		0-0-0			
RPI S	Opponent		Score		RPI S	Opponent		Score		RPI S	Opponent		Score	
3	N	Washington	1	4	26	H	Indiana	0	3	59	A	USC Upstate	1	3
16	N	Northwestern	5	6	26	H	Indiana	1	3	69	N	California	0	1
21	N	Notre Dame	7	3	27	H	North Carolina	2	1	79	A	Elon	4	5
					27	H	North Carolina	2	4	85	H	Ohio	2	1
					27	H	North Carolina	1	8	100	N	Liberty	3	1
					30	N	South Carolina	2	3					
					33	H	Mississippi St.	2	3					
					44	N	Ohio St.	0	6					
LAST 10 GAMES														
					248	H	Charleston So.	9	5	27	H	North Carolina	2	1
					157	H	Penn St.	0	6	27	H	North Carolina	1	8
					202	H	Pittsburgh	3	5	27	H	North Carolina	2	4
					202	H	Pittsburgh	8	0	79	A	Elon	4	5
					202	H	Pittsburgh	4	3	85	H	Ohio	2	1

Non-Div. I Games:

Duke

U  
I  
C

UIC

Average RPI Win:	198	WON-LOST RECORD	WINNING PCT. RANK	LAST 10 GAMES		STRENGTH OF SCHEDULE	OPP. STRENGTH OF SCHEDULE	TEAM RPI	ADJ RPI	CONF. RPI	ADJ CONF. RPI
DIV. I ONLY		21-7-0	.75    29	6-4-0		270	186	122	.51239   117	26	26
DIV. I NON-CONF.		21-7-0	.75    32	6-4-0		274	187	120	.51239   115	26	26
TOTALS	RPI 1-25	RPI 26-50		W-L RECORDS		RPI 51-100		RPI 101-150		RPI 150+	
21-7-0	0-0-0	1-0-0		OVERALL		4-2-0		0-1-0		16-4-0	
13-3-0	0-0-0	0-0-0		HOME		0-0-0		0-0-0		13-3-0	
2-2-0	0-0-0	1-0-0		AWAY		1-1-0		0-1-0		0-0-0	
6-2-0	0-0-0	0-0-0		NEUTRAL		3-1-0		0-0-0		3-1-0	
21-7-0	0-0-0	1-0-0		NON-CONFERENCE		4-2-0		0-1-0		16-4-0	
13-3-0	0-0-0	0-0-0		HOME		0-0-0		0-0-0		13-3-0	
2-2-0	0-0-0	1-0-		AWAY		1-1-0		0-1-0		0-0-0	
6-2-0	0-0-0	0-0-0		NEUTRAL		3-1-0		0-0-0		3-1-0	
0-0-0	0-0-0	0-0-0		CONFERENCE		0-0-0		0-0-0		0-0-0	
0-0-0	0-0-0	0-0-0		HOME		0-0-0		0-0-0		0-0-0	
0-0-0	0-0-0	0-0-0		AWAY		0-0-0		0-0-0		0-0-0	
0-0-0	0-0-0	0-0-0		NEUTRAL		0-0-0		0-0-0		0-0-0	
RPI	S	Opponent	Score	RPI	S	Opponent	Score	RPI	S	Opponent	Score
27	A	North Carolina	7   0	51	N	Fla. Atlantic	6   0	125	A	Gardner-Webb	1   10
				60	N	UNC Greensboro	4   3	153	N	Furman	9   4
				62	N	Fairfield	5   6	153	N	Furman	6   4
				64	N	Maryland	5   2	173	H	Stony Brook	5   6
				99	A	Towson	1   6	173	H	Stony Brook	5   6
				99	A	Towson	10   3	201	H	Oakland	8   7
								201	H	Oakland	2   4
								226	H	Georgetown	8   1
								226	N	Georgetown	11   2
								226	N	Georgetown	2   7
								244	H	Manhattan	10   1
								244	H	Manhattan	5   4
								245	H	Mt. St. Mary's	7   6
								245	H	Mt. St. Mary's	5   1
								258	H	UMBC	11   3
								269	H	Lafayette	2   0
								269	H	Lafayette	7   4
								281	H	Canisius	10   8
								281	H	Canisius	13   5
								285	H	Howard	11   9
								285	H	Howard	9   1
LAST 10 GAMES											
99	A	Towson	10   3	245	H	Mt. St. Mary's	5   1				
99	A	Towson	1   6	285	H	Howard	9   1				
269	H	Lafayette	7   4	226	H	Georgetown	8   1				
269	H	Lafayette	2   0	201	H	Oakland	2   4				
245	H	Mt. St. Mary's	7   6	173	H	Stony Brook	5   6				

**Non-Div. I Games:**

George Washington

# Ballet.

B  
a  
l  
l  
s  
t  
.  

Ball St.

CSUN

Average RPI Win: 181		WON-LOST	WINNING	LAST 10	STRENGTH OF	OPP. STRENGTH	TEAM	ADJ	CONF.	ADJ CONF.				
Average RPI Loss: 76		RECORD	PCT. RANK	GAMES	SCHEDULE	OF SCHEDULE	RPI	RPI	RPI	RPI				
DIV. I ONLY		13-14-0	.48148 142	7-3-0	94	113	116	.51035 119	12	12				
DIV. I NON-CONF.		13-14-0	.48148 140	7-3-0	86	112	116	.51035 117	12	12				
<hr/>														
TOTALS		RPI 1-25	RPI 26-50		W-L RECORDS		RPI 51-100		RPI 101-150		RPI 150+			
13-14-0		0-6-0	0-3-0		OVERALL		1-1-0		4-1-0		8-3-0			
7-3-0		0-1-0	0-0-0		HOME		0-0-0		2-0-0		5-2-0			
3-2-0		0-1-0	0-1-0		AWAY		0-0-0		1-0-0		2-0-0			
3-9-0		0-4-0	0-2-0		NEUTRAL		1-1-0		1-1-0		1-1-0			
<hr/>														
13-14-0		0-6-0	0-3-0		NON-CONFERENCE		1-1-0		4-1-0		8-3-0			
7-3-0		0-1-0	0-0-0		HOME		0-0-0		2-0-0		5-2-0			
3-2-0		0-1-0	0-0-		AWAY		0-0-0		1-0-0		2-0-0			
3-9-0		0-4-0	0-2-0		NEUTRAL		1-1-0		1-1-0		1-1-0			
<hr/>														
0-0-0		0-0-0	0-0-0		CONFERENCE		0-0-0		0-0-0		0-0-0			
0-0-0		0-0-0	0-0-0		HOME		0-0-0		0-0-0		0-0-0			
0-0-0		0-0-0	0-0-0		AWAY		0-0-0		0-0-0		0-0-0			
0-0-0		0-0-0	0-0-0		NEUTRAL		0-0-0		0-0-0		0-0-0			
<hr/>														
RPI	S	Opponent	Score		RPI	S	Opponent	Score		RPI	S	Opponent	Score	
4	H	Oklahoma	0	11	32	A	Arizona St.	2	8	75	N	Loyola Marymount	0	3
6	A	LSU	0	8	34	N	Oregon St.	0	8	90	N	Memphis	2	0
22	N	Stanford	0	2	41	N	Oregon	5	12					
22	N	Stanford	2	3										
24	N	Michigan	0	1										
24	N	Michigan	0	8										
							</							

Non-Div. I Games:

CSUN

RutgersR  
u  
t  
g  
e  
r  
s

Rutgers



Average RPI Win:		180	WON-LOST RECORD		WINNING PCT. RANK		LAST 10 GAMES		STRENGTH OF SCHEDULE		OPP. STRENGTH OF SCHEDULE		TEAM RPI		ADJ RPI		CONF. RPI		ADJ CONF. RPI	
DIV. I ONLY			13-7-0		.65 64		5-5-0		235		104		119		.50949 121		10		10	
DIV. I NON-CONF.			13-7-0		.65 71		5-5-0		232		102		117		.50949 120		10		10	
TOTALS		RPI 1-25		RPI 26-50		W-L RECORDS		RPI 51-100		RPI 101-150		RPI 150+								
13-7-0		0-1-0		0-0-0		OVERALL		1-2-0		5-3-0		7-1-0								
0-2-0		0-0-0		0-0-0		HOME		0-0-0		0-2-0		0-0-0								
8-1-0		0-0-0		0-0-0		AWAY		1-0-0		2-1-0		5-0-0								
5-4-0		0-1-0		0-0-0		NEUTRAL		0-2-0		3-0-0		2-1-0								
13-7-0		0-1-0		0-0-0		NON-CONFERENCE		1-2-0		5-3-0		7-1-0								
0-2-0		0-0-0		0-0-0		HOME		0-0-0		0-2-0		0-0-0								
8-1-0		0-0-0		0-0-		AWAY		1-0-0		2-1-0		5-0-0								
5-4-0		0-1-0		0-0-0		NEUTRAL		0-2-0		3-0-0		2-1-0								
0-0-0		0-0-0		0-0-0		CONFERENCE		0-0-0		0-0-0		0-0-0								
0-0-0		0-0-0		0-0-0		HOME		0-0-0		0-0-0		0-0-0								
0-0-0		0-0-0		0-0-0		AWAY		0-0-0		0-0-0		0-0-0								
0-0-0		0-0-0		0-0-0		NEUTRAL		0-0-0		0-0-0		0-0-0								
RPI	S	Opponent		Score		RPI	S	Opponent		Score		RPI	S	Opponent		Score				
14	N	Texas Tech		2	5							61	N	Jacksonville St.		1	2			
												71	N	South Dakota St.		5	6			
												90	A	Memphis		2	1			
														128 N UT Martin		3	2			
														131 H Tennessee Tech		2	3			
														131 H Tennessee Tech		1	5			
														132 A UAB		1	0			
														135 A Austin Peay		4	0			
														135 A Austin Peay		1	9			
														143 N Portland St.		2	1			
														150 N Murray St.		3	2			
														165 A Samford		5	1			
														165 A Samford		7	3			
														218 N Marist		9	0			
														218 N Purdue Fort Wayne		6	8			
														221 A Central Ark.		10	1			
														257 A Alcorn		8	0			
														257 A Alcorn		6	4			
														279 N Jackson St.		8	0			
LAST 10 GAMES																				
						279	N	Jackson St.		8	0	165	A	Samford		7	3			
						61	N	Jacksonville St.		1	2	150	N	Murray St.		3	2			
						257	A	Alcorn		6	4	90	A	Memphis		2	1			
						135	A	Austin Peay		4	0	14	N	Texas Tech		2	5			
						131	H	Tennessee Tech		1	5	135	A	Austin Peay		1	9			

Non-Div. I Games:

North Ala.

Average RPI Win: 166		WON-LOST RECORD		WINNING PCT. RANK		LAST 10 GAMES		STRENGTH OF SCHEDULE		OPP. STRENGTH OF SCHEDULE		TEAM RPI		ADJ RPI		CONF. RPI		ADJ CONF. RPI	
DIV. I ONLY		10-13-0		.43478 172		2-8-0		81		57		121		.50819 122		4		4	
DIV. I NON-CONF.		10-13-0		.43478 170		2-8-0		79		53		119		.50819 122		5		5	
TOTALS		RPI 1-25		RPI 26-50		W-L RECORDS		RPI 51-100		RPI 101-150		RPI 150+							
10-13-0		0-5-0		0-2-0		OVERALL		3-3-0		0-1-0		7-2-0							
0-0-0		0-0-0		0-0-0		HOME		0-0-0		0-0-0		0-0-0							
2-6-0		0-0-0		0-1-0		AWAY		2-3-0		0-0-0		0-2-0							
8-7-0		0-5-0		0-1-0		NEUTRAL		1-0-0		0-1-0		7-0-0							
10-13-0		0-5-0		0-2-0		NON-CONFERENCE		3-3-0		0-1-0		7-2-0							
0-0-0		0-0-0		0-0-0		HOME		0-0-0		0-0-0		0-0-0							
2-6-0		0-0-0		0-0-		AWAY		2-3-0		0-0-0		0-2-0							
8-7-0		0-5-0		0-1-0		NEUTRAL		1-0-0		0-1-0		7-0-0							
0-0-0		0-0-0		0-0-0		CONFERENCE		0-0-0		0-0-0		0-0-0							
0-0-0		0-0-0		0-0-0		HOME		0-0-0		0-0-0		0-0-0							
0-0-0		0-0-0		0-0-0		AWAY		0-0-0		0-0-0		0-0-0							
0-0-0		0-0-0		0-0-0		NEUTRAL		0-0-0		0-0-0		0-0-0							
RPI	S	Opponent		Score		RPI	S	Opponent		Score		RPI	S	Opponent		Score			
2	N	UCLA		1	9	31	A	Colorado St.		9	12	73	A	Wichita St.		1	10		
14	N	Texas Tech		1	4	32	N	Arizona St.		5	6	73	A	Wichita St.		2	6		
14	N	Texas Tech		10	15							73	A	Wichita St.		5	7		
25	N	Tulsa		0	6							82	A	NC State		7	2		
25	N	Tulsa		5	6							82	A	NC State		6	0		
												87	N	BYU		5	4		
							</												

Non-Div. I Games:

Nebraska

UNI

Average RPI Win: 162		WON-LOST RECORD		WINNING PCT. RANK		LAST 10 GAMES		STRENGTH OF SCHEDULE		OPP. STRENGTH OF SCHEDULE		TEAM RPI		ADJ RPI		CONF. RPI		ADJ CONF. RPI			
DIV. I ONLY		10-10-0		.5 134		5-5-0		141		136		124		.50764 123		11		11			
DIV. I NON-CONF.		8-9-0		.47059 153		3-4-0		119		103		129		.50589 125		11		11			
TOTALS		RPI 1-25		RPI 26-50		W-L RECORDS		RPI 51-100		RPI 101-150		RPI 150+									
10-10-0		1-2-0		0-0-0		OVERALL		1-3-0		1-1-0		7-4-0									
3-2-0		0-0-0		0-0-0		HOME		1-2-0		0-0-0		2-0-0									
5-3-0		1-1-0		0-0-0		AWAY		0-1-0		1-0-0		3-1-0									
2-5-0		0-1-0		0-0-0		NEUTRAL		0-0-0		0-1-0		2-3-0									
8-9-0		1-2-0		0-0-0		NON-CONFERENCE		1-3-0		1-1-0		5-3-0									
3-2-0		0-0-0		0-0-0		HOME		1-2-0		0-0-0		2-0-0									
3-2-0		1-1-0		0-0-		AWAY		0-1-0		1-0-0		1-0-0									
2-5-0		0-1-0		0-0-0		NEUTRAL		0-0-0		0-1-0		2-3-0									
2-1-0		0-0-0		0-0-0		CONFERENCE		0-0-0		0-0-0		2-1-0									
0-0-0		0-0-0		0-0-0		HOME		0-0-0		0-0-0		0-0-0									
2-1-0		0-0-0		0-0-0		AWAY		0-0-0		0-0-0		2-1-0									
0-0-0		0-0-0		0-0-0		NEUTRAL		0-0-0		0-0-0		0-0-0									
RPI	S	Opponent		Score		RPI	S	Opponent		Score		RPI	S	Opponent		Score					
13	A	Oklahoma St.		0	12					71	H	South Dakota St.		10	2	140	N	McNeese		5	7
20	N	Illinois		9	10					74	H	Southeast Mo. St.		1	5	150	A	Murray St.		10	7
25	A	Tulsa		10	4					74	H	Southeast Mo. St.		0	16	152	N	Col. of Charleston		0	4
										95	A	North Florida		7	8	152	N	Col. of Charleston		6	5
																165	N	Samford		5	6
																166	A	Jacksonville		6	2
																190	H	Toledo		5	0
																207	A	Indiana St.		10	3
																207	A	Indiana St.		6	3
																207	A	Indiana St.		1	2
																218	N	Purdue Fort Wayne		6	1
																218	N	Purdue Fort Wayne		2	8
																234	H	Saint Louis		9	4
						LAST 10 GAMES															
						207	A	Indiana St.		10	3	165	N	Samford		5	6				
						207	A	Indiana St.		1	2	150	A	Murray St.		10	7				
						207	A	Indiana St.		6	3	13	A	Oklahoma St.		0	12				
						218	N	Purdue Fort Wayne		2	8	140	N	McNeese		5	7				
						218	N	Purdue Fort Wayne		6	1	25	A	Tulsa		10	4				

Non-Div. I Games:

UNI

Average RPI Win:		183	WON-LOST RECORD		WINNING PCT. RANK	LAST 10 GAMES		STRENGTH OF SCHEDULE		OPP. STRENGTH OF SCHEDULE		TEAM RPI	ADJ RPI		CONF. RPI	ADJ CONF. RPI	
DIV. I ONLY			18-11-0		.62069	79	5-5-0		221		150		126	.50724	124	6	6
DIV. I NON-CONF.			18-11-0		.62069	83	5-5-0		219		147		125	.50724	123	6	6
TOTALS		RPI 1-25		RPI 26-50		W-L RECORDS		RPI 51-100		RPI 101-150		RPI 150+					
18-11-0		0-2-0		0-0-0		OVERALL		4-2-0		3-4-0		11-3-0					
7-5-0		0-1-0		0-0-0		HOME		0-0-0		1-3-0		6-1-0					
4-3-0		0-0-0		0-0-0		AWAY		2-1-0		1-1-0		1-1-0					
7-3-0		0-1-0		0-0-0		NEUTRAL		2-1-0		1-0-0		4-1-0					
18-11-0		0-2-0		0-0-0		NON-CONFERENCE		4-2-0		3-4-0		11-3-0					
7-5-0		0-1-0		0-0-0		HOME		0-0-0		1-3-0		6-1-0					
4-3-0		0-0-0		0-0-		AWAY		2-1-0		1-1-0		1-1-0					
7-3-0		0-1-0		0-0-0		NEUTRAL		2-1-0		1-0-0		4-1-0					
0-0-0		0-0-0		0-0-0		CONFERENCE		0-0-0		0-0-0		0-0-0					
0-0-0		0-0-0		0-0-0		HOME		0-0-0		0-0-0		0-0-0					
0-0-0		0-0-0		0-0-0		AWAY		0-0-0		0-0-0		0-0-0					
0-0-0		0-0-0		0-0-0		NEUTRAL		0-0-0		0-0-0		0-0-0					
RPI	S	Opponent		Score		RPI	S	Opponent		Score		RPI	S	Opponent		Score	
21	N	Notre Dame		0 5				51	A	Fla. Atlantic	12 5	102	A	Longwood		8 7	
23	H	James Madison		1 3				59	A	USC Upstate	3 1	102	A	Longwood		2 3	
								65	N	Miami (OH)	1 3	109	H	Boston College		0 1	
								65	N	Miami (OH)	9 1	137	H	Campbell		2 10	
								92	A	FIU	1 2	137	H	Campbell		9 4	
								99	N	Towson	14 5	146	H	Massachusetts		0 5	
												147	N	LIU Brooklyn		6 5	
												182	N	Florida A&M		5 7	
												187	N	Sacred Heart		3 0	
												193	H	Winthrop		0 19	
												196	H	Saint Francis (PA)		7 5	
												213	H	Columbia		6 2	
												213	H	Columbia		11 0	
												215	A	George Mason		3 4	
												215	A	George Mason		7 2	
												252	H	Wagner		6 3	
												252	H	Wagner		7 6	
												260	H	Cleveland St.		9 8	
												266	N	Youngstown St.		11 4	
												293	N	Cornell		10 0	
												293	N	Cornell		11 1	
LAST 10 GAMES																	
102	A	Longwood		2 3		293	N	Cornell		10 0							
102	A	Longwood		8 7		215	A	George Mason		7 2							
137	H	Campbell		2 10		293	N	Cornell		11 1							
137	H	Campbell		9 4		215	A	George Mason		3 4							
266	N	Youngstown St.		11 4		187	N	Sacred Heart		3 0							

Average RPI Win:		198	WON-LOST RECORD		WINNING PCT. RANK		LAST 10 GAMES		STRENGTH OF SCHEDULE		OPP. STRENGTH OF SCHEDULE		TEAM RPI		ADJ RPI		CONF. RPI		ADJ CONF. RPI	
DIV. I ONLY			15-9-0		.625 75		6-4-0		208		238		125		.50644 125		21		21	
DIV. I NON-CONF.			15-9-0		.625 80		6-4-0		208		242		123		.50644 124		21		21	
TOTALS		RPI 1-25		RPI 26-50		W-L RECORDS		RPI 51-100		RPI 101-150		RPI 150+								
15-9-0		0-2-0		0-0-0		OVERALL		2-1-0		1-1-0		12-5-0								
10-6-0		0-0-0		0-0-0		HOME		0-0-0		1-1-0		9-5-0								
3-3-0		0-2-0		0-0-0		AWAY		1-1-0		0-0-0		2-0-0								
2-0-0		0-0-0		0-0-0		NEUTRAL		1-0-0		0-0-0		1-0-0								
15-9-0		0-2-0		0-0-0		NON-CONFERENCE		2-1-0		1-1-0		12-5-0								
10-6-0		0-0-0		0-0-0		HOME		0-0-0		1-1-0		9-5-0								
3-3-0		0-2-0		0-0-		AWAY		1-1-0		0-0-0		2-0-0								
2-0-0		0-0-0		0-0-0		NEUTRAL		1-0-0		0-0-0		1-0-0								
0-0-0		0-0-0		0-0-0		CONFERENCE		0-0-0		0-0-0		0-0-0								
0-0-0		0-0-0		0-0-0		HOME		0-0-0		0-0-0		0-0-0								
0-0-0		0-0-0		0-0-0		AWAY		0-0-0		0-0-0		0-0-0								
0-0-0		0-0-0		0-0-0		NEUTRAL		0-0-0		0-0-0		0-0-0								
RPI	S	Opponent		Score		RPI	S	Opponent		Score		RPI	S	Opponent		Score				
14	A	Texas Tech		2	10							101	H	Loyola Chicago		0	14			
14	A	Texas Tech		0	8							76	A	Appalachian St.		10	1			
												76	A	Appalachian St.		12	2			
												153	H	Furman		5	7			
												153	H	Furman		5	4			
												174	H	ETSU		1	17			
												174	H	ETSU		4	5			
												181	H	Bowling Green		4	7			
												181	H	Bowling Green		18	0			
												187	H	Sacred Heart		2	1			
												196	H	Saint Francis (PA)		4	5			
												200	H	Mercer		5	1			
												201	H	Oakland		9	8			
												217	N	Northern Colo.		10	2			
												226	H	Georgetown		12	4			
												238	H	Hartford		7	0			
												243	H	Wright St.		9	1			
												295	H	UMES		10	0			
												296	A	South Carolina St.		10	0			
												296	A	South Carolina St.		10	0			
LAST 10 GAMES																				
200	H	Mercer		4	5	217	N	Northern Colo.		9	8									
76	A	Appalachian St.		9	6	61	N	Jacksonville St.		3	2									
296	A	South Carolina St.		10	0	14	A	Texas Tech		0	8									
76	A	Appalachian St.		2	4	243	H	Wright St.		7	0									
14	A	Texas Tech		2	10	295	H	UMES		9	1									

**Non-Div. I Games:**

Gardner-Webb

Average RPI Win: 193		WON-LOST RECORD		WINNING PCT. RANK		LAST 10 GAMES		STRENGTH OF SCHEDULE		OPP. STRENGTH OF SCHEDULE		TEAM RPI		ADJ RPI		CONF. RPI		ADJ CONF. RPI	
DIV. I ONLY		14-11-0		.56 108		8-2-0		192		89		123		.50549 126		5		5	
DIV. I NON-CONF.		10-9-0		.52632 120		4-0-0		155		138		122		.50456 126		4		4	
TOTALS		RPI 1-25		RPI 26-50		W-L RECORDS		RPI 51-100		RPI 101-150		RPI 150+							
14-11-0		0-2-0		1-4-0		OVERALL		2-1-0		0-2-0		11-2-0							
6-1-0		0-0-0		0-0-0		HOME		0-0-0		0-1-0		6-0-0							
4-5-0		0-2-0		1-2-0		AWAY		1-1-0		0-0-0		2-0-0							
4-5-0		0-0-0		0-2-0		NEUTRAL		1-0-0		0-1-0		3-2-0							
10-9-0		0-2-0		0-2-0		NON-CONFERENCE		2-1-0		0-2-0		8-2-0							
3-1-0		0-0-0		0-0-0		HOME		0-0-0		0-1-0		3-0-0							
3-3-0		0-2-0		0-0-		AWAY		1-1-0		0-0-0		2-0-0							
4-5-0		0-0-0		0-2-0		NEUTRAL		1-0-0		0-1-0		3-2-0							
4-2-0		0-0-0		1-2-0		CONFERENCE		0-0-0		0-0-0		3-0-0							
3-0-0		0-0-0		0-0-0		HOME		0-0-0		0-0-0		3-0-0							
1-2-0		0-0-0		1-2-0		AWAY		0-0-0		0-0-0		0-0-0							
0-0-0		0-0-0		0-0-0		NEUTRAL		0-0-0		0-0-0		0-0-0							
RPI S	Opponent	Score		RPI S	Opponent	Score		RPI S	Opponent	Score		RPI S	Opponent	Score					
10 A	Tennessee	2	6	26 N	Indiana	1	9	51 A	Fla. Atlantic	0	1	120 H	Rutgers	0	4				
10 A	Tennessee	1	11	39 N	Georgia	7	15	79 A	Elon	7	3	130 N	St. John's (NY)	3	4				
				49 A	Georgia Tech	3	6	89 N	Bradley	3	2	153 A	Furman	10	1				
				49 A	Georgia Tech	7	1					159 A	Charlotte	6	0				
				49 A	Georgia Tech	0	13					170 N	Kansas	2	5				
												183 N	Bethune-Cookman	4	5				
												202 H	Pittsburgh	7	4				
												202 H	Pittsburgh	5	4				
												202 H	Pittsburgh	7	6				
												251 N	Hampton	2	0				
												259 N	Northern Ky.	4	2				
												259 N	Northern Ky.	11	1				
												262 H	Buffalo	11	3				
												262 H	Buffalo	11	4				
												268 H	Norfolk St.	10	2				
				LAST 10 GAMES															
				202 H	Pittsburgh	7	4	49 A	Georgia Tech	3	6								
				262 H	Buffalo	11	4	49 A	Georgia Tech	0	13								
				262 H	Buffalo	11	3	153 A	Furman	10	1								
				10 A	Tennessee	2	6	159 A	Charlotte	6	0								
				49 A	Georgia Tech	7	1	202 H	Pittsburgh	7	6								

Non-Div. I Games:

Virginia

Average RPI Win: 224		WON-LOST	WINNING	LAST 10	STRENGTH OF		OPP. STRENGTH	TEAM	ADJ	CONF.	ADJ CONF.
Average RPI Loss: 114		RECORD	PCT. RANK	GAMES	SCHEDULE		OF SCHEDULE	RPI	RPI	RPI	RPI
DIV. I ONLY		15-8-0	.65217	62	7-3-0		228	227	127	.50319	127
DIV. I NON-CONF.		15-8-0	.65217	69	7-3-0		225	230	126	.50319	130
TOTALS		RPI 1-25	RPI 26-50		W-L RECORDS		RPI 51-100		RPI 101-150		RPI 150+
15-8-0	0-0-0	0-2-0		OVERALL		0-0-0		2-5-0		13-1-0	
5-1-0	0-0-0	0-0-0		HOME		0-0-0		0-0-0		5-1-0	
1-3-0	0-0-0	0-2-0		AWAY		0-0-0		1-1-0		0-0-0	
9-4-0	0-0-0	0-0-0		NEUTRAL		0-0-0		1-4-0		8-0-0	
15-8-0	0-0-0	0-2-0		NON-CONFERENCE		0-0-0		2-5-0		13-1-0	
5-1-0	0-0-0	0-0-0		HOME		0-0-0		0-0-0		5-1-0	
1-3-0	0-0-0	0-0-		AWAY		0-0-0		1-1-0		0-0-0	
9-4-0	0-0-0	0-0-0		NEUTRAL		0-0-0		1-4-0		8-0-0	
0-0-0	0-0-0	0-0-0		CONFERENCE		0-0-0		0-0-0		0-0-0	
0-0-0	0-0-0	0-0-0		HOME		0-0-0		0-0-0		0-0-0	
0-0-0	0-0-0	0-0-0		AWAY		0-0-0		0-0-0		0-0-0	
0-0-0	0-0-0	0-0-0		NEUTRAL		0-0-0		0-0-0		0-0-0	
RPI S	Opponent	Score	RPI S	Opponent	Score	RPI S	Opponent	Score	RPI S	Opponent	Score
			39 A	Georgia	1 8				111 N	DePaul	1 2
			39 A	Georgia	0 3				114 A	Middle Tenn.	3 4
									116 A	UIC	5 0
									116 N	UIC	0 1
									118 N	Ball St.	5 0
									133 N	Monmouth	2 4
									146 N	Massachusetts	0 7
									207 N	Indiana St.	7 2
									210 H	Dayton	2 3
									218 H	Purdue Fort Wayne	8 0
									218 H	Purdue Fort Wayne	8 1
									225 N	Delaware	5 4
									228 N	IUPUI	10 1
									228 N	IUPUI	3 2
									241 N	Akron	10 2
									253 H	Alabama A&M	9 0
									253 H	Alabama A&M	9 1
									259 H	Northern Ky.	6 5
									265 N	Bryant	5 1
									265 N	Bryant	3 2
									271 N	Drexel	16 1
			LAST 10 GAMES								
			218 H	Purdue Fort Wayne	8 0		111 N	DePaul	1 2		
			116 A	UIC	5 0		228 N	IUPUI	10 1		
			116 N	UIC	0 1		207 N	Indiana St.	7 2		
			218 H	Purdue Fort Wayne	8 1		228 N	IUPUI	3 2		
			114 A	Middle Tenn.	3 4		253 H	Alabama A&M	9 1		

Non-Div. I Games:

Belmont

U  
T  
M  
a  
r  
t  
i  
n

UT Martin



Average RPI Win: 185		WON-LOST	WINNING	LAST 10	STRENGTH OF		OPP. STRENGTH	TEAM	ADJ	CONF.	ADJ CONF.
Average RPI Loss: 102		RECORD	PCT. RANK	GAMES	SCHEDULE		OF SCHEDULE	RPI	RPI	RPI	RPI
DIV. I ONLY		15-11-0	.57692	102	7-3-0		203	147	131	.50274	129
DIV. I NON-CONF.		10-9-0	.52632	120	3-1-0		230	99	165	.48097	163
TOTALS		RPI 1-25	RPI 26-50		W-L RECORDS		RPI 51-100		RPI 101-150		RPI 150+
15-11-0	0-0-0	0-4-0		OVERALL		4-1-0		0-4-0		11-2-0	
9-6-0	0-0-0	0-1-0		HOME		4-1-0		0-3-0		5-1-0	
3-3-0	0-0-0	0-2-0		AWAY		0-0-0		0-0-0		3-1-0	
3-2-0	0-0-0	0-1-0		NEUTRAL		0-0-0		0-1-0		3-0-0	
10-9-0	0-0-0	0-4-0		NON-CONFERENCE		2-0-0		0-4-0		8-1-0	
6-5-0	0-0-0	0-1-0		HOME		2-0-0		0-3-0		4-1-0	
1-2-0	0-0-0	0-0-		AWAY		0-0-0		0-0-0		1-0-0	
3-2-0	0-0-0	0-1-0		NEUTRAL		0-0-0		0-1-0		3-0-0	
5-2-0	0-0-0	0-0-0		CONFERENCE		2-1-0		0-0-0		3-1-0	
3-1-0	0-0-0	0-0-0		HOME		2-1-0		0-0-0		1-0-0	
2-1-0	0-0-0	0-0-0		AWAY		0-0-0		0-0-0		2-1-0	
0-0-0	0-0-0	0-0-0		NEUTRAL		0-0-0		0-0-0		0-0-0	
RPI S	Opponent	Score	RPI S	Opponent	Score	RPI S	Opponent	Score	RPI S	Opponent	Score
			33 A	Mississippi St.	3 4	66 H	Southern Ill.	4 3	103 H	UTSA	0 1
			46 H	Missouri St.	3 5	68 H	SFA	7 1	107 N	Eastern Ky.	0 5
			48 A	Louisiana Tech	4 7	68 H	SFA	3 1	142 H	SIUE	1 2
			49 N	Georgia Tech	2 4	68 H	SFA	6 11	148 H	San Jose St.	2 6
						83 H	Kent St.	7 5	161 H	Northern Ill.	5 2
									161 H	Northern Ill.	3 7
									194 H	Prairie View	7 0
									208 A	Alabama St.	8 3
									218 N	Purdue Fort Wayne	3 1
									220 A	Houston Baptist	4 7
									220 A	Houston Baptist	5 2
									220 A	Houston Baptist	4 3
									235 H	A&M-Corpus Christi	8 4
									257 N	Alcorn	8 0
									257 N	Alcorn	7 1
									261 H	Mississippi Val.	7 3
									261 H	Mississippi Val.	19 4
LAST 10 GAMES											
			68 H	SFA	3 1	257 N	Alcorn	8 0			
			68 H	SFA	6 11	220 A	Houston Baptist	5 2			
			68 H	SFA	7 1	220 A	Houston Baptist	4 3			
			218 N	Purdue Fort Wayne	3 1	220 A	Houston Baptist	4 7			
			208 A	Alabama St.	8 3	107 N	Eastern Ky.	0 5			

Non-Div. I Games:

Southeastern La.

Average RPI Win:	163	WON-LOST RECORD	WINNING PCT. RANK	LAST 10 GAMES	STRENGTH OF SCHEDULE	OPP. STRENGTH OF SCHEDULE	TEAM RPI	ADJ RPI	CONF. RPI	ADJ CONF. RPI	
Average RPI Loss:	92										
DIV. I ONLY	11-13-0	.45833	160	5-5-0	111	133	133	.50211	130	22	22
DIV. I NON-CONF.	11-13-0	.45833	158	5-5-0	103	133	135	.50211	133	22	22
<hr/>											
TOTALS	RPI 1-25	RPI 26-50		W-L RECORDS	RPI 51-100		RPI 101-150		RPI 150+		
11-13-0	0-0-0	0-5-0		OVERALL	2-4-0		4-0-0		5-4-0		
3-1-0	0-0-0	0-0-0		HOME	0-0-0		0-0-0		3-1-0		
1-2-0	0-0-0	0-1-0		AWAY	0-1-0		1-0-0		0-0-0		
7-10-0	0-0-0	0-4-0		NEUTRAL	2-3-0		3-0-0		2-3-0		
<hr/>											
11-13-0	0-0-0	0-5-0		NON-CONFERENCE	2-4-0		4-0-0		5-4-0		
3-1-0	0-0-0	0-0-0		HOME	0-0-0		0-0-0		3-1-0		
1-2-0	0-0-0	0-0-		AWAY	0-1-0		1-0-0		0-0-0		
7-10-0	0-0-0	0-4-0		NEUTRAL	2-3-0		3-0-0		2-3-0		
<hr/>											
0-0-0	0-0-0	0-0-0		CONFERENCE	0-0-0		0-0-0		0-0-0		
0-0-0	0-0-0	0-0-0		HOME	0-0-0		0-0-0		0-0-0		
0-0-0	0-0-0	0-0-0		AWAY	0-0-0		0-0-0		0-0-0		
0-0-0	0-0-0	0-0-0		NEUTRAL	0-0-0		0-0-0		0-0-0		
<hr/>											
RPI S	Opponent	Score	RPI S	Opponent	Score	RPI S	Opponent	Score	RPI S	Opponent	Score
			26 N	Indiana	0 11	51 A	Fla. Atlantic	1 2	109 A	Boston College	6 3
			30 A	South Carolina	1 9	59 N	USC Upstate	10 8	126 N	Virginia	4 3
			37 N	UCF	0 6	60 N	UNC Greensboro	6 0	137 N	Campbell	4 3
			38 N	South Fla.	2 12	60 N	UNC Greensboro	4 8	144 N	Ga. Southern	7 3
			39 N	Georgia	1 10	71 N	South Dakota St.	4 5	162 N	Western Mich.	5 4
						88 N	Chattanooga	4 11	163 H	Hofstra	3 9
									180 N	Central Mich.	2 3
									183 N	Bethune-Cookman	6 3
									190 N	Toledo	8 9
									229 N	Penn	2 4
									252 H	Wagner	13 9
									280 H	Holy Cross	7 1
									280 H	Holy Cross	8 0
<hr/>											
LAST 10 GAMES											
			109 A	Boston College	6 3	37 N	UCF	0 6			
			280 H	Holy Cross	8 0	38 N	South Fla.	2 12			
			280 H	Holy Cross	7 1	59 N	USC Upstate	10 8			
			252 H	Wagner	13 9	190 N	Toledo	8 9			
			163 H	Hofstra	3 9	162 N	Western Mich.	5 4			

Non-Div. I Games:

St. John's (NY)

Average RPI Win: 189		WON-LOST	WINNING	LAST 10	STRENGTH OF		OPP. STRENGTH	TEAM	ADJ		CONF.	ADJ CONF.			
Average RPI Loss: 140		RECORD	PCT. RANK	GAMES	SCHEDULE		OF SCHEDULE	RPI	RPI		RPI	RPI			
DIV. I ONLY		10-9-0	.52632	124	6-4-0		139	243	129	.50195	131	15	15		
DIV. I NON-CONF.		10-9-0	.52632	120	6-4-0		131	247	133	.50195	134	15	15		
TOTALS		RPI 1-25	RPI 26-50		W-L RECORDS		RPI 51-100		RPI 101-150		RPI 150+				
10-9-0	0-0-0	0-0-0		OVERALL		0-4-0		3-1-0		7-4-0					
2-3-0	0-0-0	0-0-0		HOME		0-2-0		0-0-0		2-1-0					
4-2-0	0-0-0	0-0-0		AWAY		0-2-0		2-0-0		2-0-0					
4-4-0	0-0-0	0-0-0		NEUTRAL		0-0-0		1-1-0		3-3-0					
10-9-0	0-0-0	0-0-0		NON-CONFERENCE		0-4-0		3-1-0		7-4-0					
2-3-0	0-0-0	0-0-0		HOME		0-2-0		0-0-0		2-1-0					
4-2-0	0-0-0	0-0-		AWAY		0-2-0		2-0-0		2-0-0					
4-4-0	0-0-0	0-0-0		NEUTRAL		0-0-0		1-1-0		3-3-0					
0-0-0	0-0-0	0-0-0		CONFERENCE		0-0-0		0-0-0		0-0-0					
0-0-0	0-0-0	0-0-0		HOME		0-0-0		0-0-0		0-0-0					
0-0-0	0-0-0	0-0-0		AWAY		0-0-0		0-0-0		0-0-0					
0-0-0	0-0-0	0-0-0		NEUTRAL		0-0-0		0-0-0		0-0-0					
RPI	S	Opponent	Score	RPI	S	Opponent	Score	RPI	S	Opponent	Score	RPI	S	Opponent	Score
						86 A	Southern Miss.	6	8	120 N	Rutgers	1	9		
						88 A	Chattanooga	2	10	121 A	North Ala.	3	2		
						89 H	Bradley	6	7	121 A	North Ala.	5	1		
						89 H	Bradley	1	11	145 N	Kennesaw St.	6	5		
										174 H	ETSU	0	1		
										174 H	ETSU	2	0		
										185 A	Western Ill.	7	0		
										185 N	Western Ill.	2	0		
										190 N	Toledo	4	7		
										207 N	Indiana St.	5	6		
										208 A	Alabama St.	2	1		
										220 N	Houston Baptist	7	6		
										221 N	Central Ark.	1	4		
										250 H	Evansville	7	0		
										279 N	Jackson St.	7	3		
LAST 10 GAMES															
						250 H	Evansville	7	0	121 A	North Ala.	5	1		
						89 H	Bradley	1	11	174 H	ETSU	2	0		
						120 N	Rutgers	1	9	89 H	Bradley	6	7		
						185 A	Western Ill.	7	0	121 A	North Ala.	3	2		
						174 H	ETSU	0	1	208 A	Alabama St.	2	1		

Non-Div. I Games:

Tennessee Tech

UAB				Through Games Of March 17, 2019									
Average RPI Win: 219		WON-LOST RECORD	WINNING PCT. RANK	LAST 10 GAMES	STRENGTH OF SCHEDULE	OPP. STRENGTH OF SCHEDULE	TEAM RPI	ADJ RPI	CONF. RPI	ADJ CONF. RPI			
DIV. I ONLY		9-18-0	.33333 217	1-9-0	27	177	130	.50175 132	8	8			
DIV. I NON-CONF.		9-12-0	.42857 172	1-3-0	27	195	102	.52481 103	8	9			
TOTALS		RPI 1-25	RPI 26-50		W-L RECORDS		RPI 51-100		RPI 101-150		RPI 150+		
9-18-0		0-5-0	0-7-0		OVERALL		0-1-0		1-5-0		8-0-0		
5-6-0		0-1-0	0-3-0		HOME		0-0-0		1-2-0		4-0-0		
0-7-0		0-2-0	0-2-0		AWAY		0-0-0		0-3-0		0-0-0		
4-5-0		0-2-0	0-2-0		NEUTRAL		0-1-0		0-0-0		4-0-0		
9-12-0		0-5-0	0-4-0		NON-CONFERENCE		0-1-0		1-2-0		8-0-0		
5-3-0		0-1-0	0-0-0		HOME		0-0-0		1-2-0		4-0-0		
0-4-0		0-2-0	0-0-		AWAY		0-0-0		0-0-0		0-0-0		
4-5-0		0-2-0	0-2-0		NEUTRAL		0-1-0		0-0-0		4-0-0		
0-6-0		0-0-0	0-3-0		CONFERENCE		0-0-0		0-3-0		0-0-0		
0-3-0		0-0-0	0-3-0		HOME		0-0-0		0-0-0		0-0-0		
0-3-0		0-0-0	0-0-0		AWAY		0-0-0		0-3-0		0-0-0		
0-0-0		0-0-0	0-0-0		NEUTRAL		0-0-0		0-0-0		0-0-0		
RPI S	Opponent	Score	RPI S	Opponent	Score	RPI S	Opponent	Score	RPI S	Opponent	Score		
11 H	Alabama	0 8	28 N	Virginia Tech	1 4	94 N	Iowa	1 3	103 A	UTSA	0 7		
14 N	Texas Tech	2 7	28 N	Virginia Tech	6 8				103 A	UTSA	3 4		
17 A	Auburn	0 9	39 A	Georgia	2 10				103 A	UTSA	5 7		
17 A	Auburn	3 11	39 A	Georgia	1 5				121 H	North Ala.	0 1		
21 N	Notre Dame	0 6	48 H	Louisiana Tech	4 7				135 H	Austin Peay	4 18		
			48 H	Louisiana Tech	4 8				135 H	Austin Peay	11 6		
			48 H	Louisiana Tech	2 6				153 N	Furman	11 4		
									165 H	Samford	6 1		
									227 H	La.-Monroe	12 11		
									233 N	Fordham	3 2		
									243 H	Wright St.	10 2		
									243 H	Wright St.	12 4		
									287 N	Morgan St.	6 1		
									287 N	Morgan St.	4 0		
LAST 10 GAMES													
103 A UTSA			5 7	48 H Louisiana Tech			4 8						
103 A UTSA			0 7	165 H Samford			6 1						
14 N Texas Tech			2 7	103 A UTSA			3 4						
48 H Louisiana Tech			4 7	28 N Virginia Tech			1 4						
48 H Louisiana Tech			2 6	39 A Georgia			2 10						

Non-Div. I Games:

UAB

Average RPI Win:	184	WON-LOST RECORD	WINNING PCT. RANK	LAST 10 GAMES	STRENGTH OF SCHEDULE	OPP. STRENGTH OF SCHEDULE	TEAM RPI	ADJ RPI	CONF. RPI	ADJ CONF. RPI		
Average RPI Loss:	165											
DIV. I ONLY	11-8-0	.57895	101	7-3-0	173	258	132	.5001	133	30	30	
DIV. I NON-CONF.	11-8-0	.57895	101	7-3-0	177	262	134	.5001	135	30	30	
<hr/>												
TOTALS	RPI 1-25	RPI 26-50		W-L RECORDS		RPI 51-100		RPI 101-150		RPI 150+		
11-8-0	0-0-0	0-0-0		OVERALL		3-2-0		2-2-0		6-4-0		
0-0-0	0-0-0	0-0-0		HOME		0-0-0		0-0-0		0-0-0		
2-0-0	0-0-0	0-0-0		AWAY		1-0-0		0-0-0		1-0-0		
9-8-0	0-0-0	0-0-0		NEUTRAL		2-2-0		2-2-0		5-4-0		
<hr/>												
11-8-0	0-0-0	0-0-0		NON-CONFERENCE		3-2-0		2-2-0		6-4-0		
0-0-0	0-0-0	0-0-0		HOME		0-0-0		0-0-0		0-0-0		
2-0-0	0-0-0	0-0-		AWAY		1-0-0		0-0-0		1-0-0		
9-8-0	0-0-0	0-0-0		NEUTRAL		2-2-0		2-2-0		5-4-0		
<hr/>												
0-0-0	0-0-0	0-0-0		CONFERENCE		0-0-0		0-0-0		0-0-0		
0-0-0	0-0-0	0-0-0		HOME		0-0-0		0-0-0		0-0-0		
0-0-0	0-0-0	0-0-0		AWAY		0-0-0		0-0-0		0-0-0		
0-0-0	0-0-0	0-0-0		NEUTRAL		0-0-0		0-0-0		0-0-0		
<hr/>												
RPI S	Opponent	Score	RPI S	Opponent	Score	RPI S	Opponent	Score	RPI S	Opponent	Score	
						73 N	Wichita St.	7 4	118 N	Ball St.	0 3	
						92 A	FIU	2 0	120 N	Rutgers	1 2	
						95 N	North Florida	0 8	120 N	Rutgers	8 0	
						97 N	Marshall	0 1	127 N	Belmont	4 2	
						97 N	Marshall	4 2	213 N	Columbia	4 3	
									213 N	Columbia	3 10	
									215 A	George Mason	4 2	
									221 N	Central Ark.	2 4	
									225 N	Delaware	0 10	
									231 N	Army West Point	1 3	
									267 N	Brown	6 2	
									269 N	Lafayette	4 3	
			269 N	Lafayette	7 2							
			280 N	Holy Cross	5 0							
<hr/>												
LAST 10 GAMES												
			73 N			Wichita St.	7 4	97 N			Marshall	4 2
			95 N			North Florida	0 8	269 N			Lafayette	4 3
			267 N			Brown	6 2	215 A			George Mason	4 2
			269 N			Lafayette	7 2	97 N			Marshall	0 1
			231 N			Army West Point	1 3	120 N			Rutgers	8 0

Non-Div. I Games:

Monmouth

Average RPI Win: 143		WON-LOST	WINNING	LAST 10	STRENGTH OF		OPP. STRENGTH	TEAM	ADJ	CONF.	ADJ CONF.
Average RPI Loss: 77		RECORD	PCT. RANK	GAMES	SCHEDULE		OF SCHEDULE	RPI	RPI	RPI	RPI
DIV. I ONLY		14-14-0	.5	134	4-6-0		183	25	134	.49965	134
DIV. I NON-CONF.		12-13-0	.48	142	2-5-0		154	31	124	.50379	129
TOTALS		RPI 1-25	RPI 26-50		W-L RECORDS		RPI 51-100		RPI 101-150		RPI 150+
14-14-0	0-3-0	0-1-0		OVERALL		3-6-0		5-4-0		6-0-0	
7-5-0	0-0-0	0-0-0		HOME		1-2-0		4-3-0		2-0-0	
1-3-0	0-0-0	0-1-0		AWAY		1-2-0		0-0-0		0-0-0	
6-6-0	0-3-0	0-0-0		NEUTRAL		1-2-0		1-1-0		4-0-0	
12-13-0	0-3-0	0-1-0		NON-CONFERENCE		3-6-0		3-3-0		6-0-0	
5-4-0	0-0-0	0-0-0		HOME		1-2-0		2-2-0		2-0-0	
1-3-0	0-0-0	0-0-		AWAY		1-2-0		0-0-0		0-0-0	
6-6-0	0-3-0	0-0-0		NEUTRAL		1-2-0		1-1-0		4-0-0	
2-1-0	0-0-0	0-0-0		CONFERENCE		0-0-0		2-1-0		0-0-0	
2-1-0	0-0-0	0-0-0		HOME		0-0-0		2-1-0		0-0-0	
0-0-0	0-0-0	0-0-0		AWAY		0-0-0		0-0-0		0-0-0	
0-0-0	0-0-0	0-0-0		NEUTRAL		0-0-0		0-0-0		0-0-0	
RPI S	Opponent	Score	RPI S	Opponent	Score	RPI S	Opponent	Score	RPI S	Opponent	Score
4 N	Oklahoma	0 9	50 A	Cal St. Fullerton	1 5	56 A	Grand Canyon	0 9	108 H	UC Riverside	0 6
13 N	Oklahoma St.	5 15				56 H	Grand Canyon	0 8	114 H	Middle Tenn.	2 1
14 N	Texas Tech	0 7				75 A	Loyola Marymount	1 2	116 H	UIC	13 8
						80 N	Syracuse	9 8	122 N	Nebraska	4 0
						84 A	Long Beach St.	4 1	138 H	Weber St.	4 6
						85 N	Ohio	1 5	141 H	New Mexico	4 3
						87 H	BYU	2 1	141 H	New Mexico	9 8
						91 H	FGCU	0 9	141 H	New Mexico	1 3
						100 N	Liberty	0 8	149 N	Boston U.	0 6
									159 N	Charlotte	5 4
									159 N	Charlotte	9 1
									161 H	Northern Ill.	7 5
									172 N	Cal Poly	8 2
									222 H	UC Santa Barbara	1 0
									240 N	Robert Morris	6 1
LAST 10 GAMES											
138 H	Weber St.	4 6	85 N	Ohio	1 5						
141 H	New Mexico	4 3	84 A	Long Beach St.	4 1						
141 H	New Mexico	9 8	100 N	Liberty	0 8						
141 H	New Mexico	1 3	149 N	Boston U.	0 6						
108 H	UC Riverside	0 6	240 N	Robert Morris	6 1						

Non-Div. I Games:

San Diego St.

Average RPI Win: 174		WON-LOST	WINNING	LAST 10	STRENGTH OF		OPP. STRENGTH	TEAM	ADJ	CONF.	ADJ CONF.
Average RPI Loss: 105		RECORD	PCT. RANK	GAMES	SCHEDULE		OF SCHEDULE	RPI	RPI	RPI	RPI
DIV. I ONLY		15-13-0	.53571	122	5-5-0		182	108	135	.49931	135
DIV. I NON-CONF.		15-13-0	.53571	117	5-5-0		189	107	136	.49931	136
TOTALS		RPI 1-25	RPI 26-50		W-L RECORDS		RPI 51-100		RPI 101-150		RPI 150+
15-13-0	0-3-0	0-1-0		OVERALL		1-3-0		6-2-0		8-4-0	
1-1-0	0-0-0	0-0-0		HOME		0-0-0		1-1-0		0-0-0	
6-7-0	0-3-0	0-0-0		AWAY		1-2-0		5-1-0		0-1-0	
8-5-0	0-0-0	0-1-0		NEUTRAL		0-1-0		0-0-0		8-3-0	
15-13-0	0-3-0	0-1-0		NON-CONFERENCE		1-3-0		6-2-0		8-4-0	
1-1-0	0-0-0	0-0-0		HOME		0-0-0		1-1-0		0-0-0	
6-7-0	0-3-0	0-0-		AWAY		1-2-0		5-1-0		0-1-0	
8-5-0	0-0-0	0-1-0		NEUTRAL		0-1-0		0-0-0		8-3-0	
0-0-0	0-0-0	0-0-0		CONFERENCE		0-0-0		0-0-0		0-0-0	
0-0-0	0-0-0	0-0-0		HOME		0-0-0		0-0-0		0-0-0	
0-0-0	0-0-0	0-0-0		AWAY		0-0-0		0-0-0		0-0-0	
0-0-0	0-0-0	0-0-0		NEUTRAL		0-0-0		0-0-0		0-0-0	
RPI S	Opponent	Score		RPI S	Opponent	Score		RPI S	Opponent	Score	
15 A	Ole Miss	2	7	36 N	UNLV	1	3	65 A	Miami (OH)	2	6
18 A	Louisiana	0	8					65 A	Miami (OH)	4	1
18 A	Louisiana	1	2					68 N	SFA	1	5
								81 A	Coastal Caro.	2	6
								114 A	Middle Tenn.	10	6
								121 H	North Ala.	0	4
								121 H	North Ala.	9	1
								132 A	UAB	6	11
								132 A	UAB	18	4
								140 A	McNeese	4	0
								140 A	McNeese	2	1
								140 A	McNeese	4	3
								154 N	Michigan St.	5	2
								164 A	Lamar University	0	3
								166 N	Jacksonville	9	2
								206 N	Radford	12	4
								206 N	Radford	3	4
								210 N	Dayton	7	8
								210 N	Dayton	6	0
								227 N	La.-Monroe	10	0
								227 N	La.-Monroe	3	5
								243 N	Wright St.	8	3
								279 N	Jackson St.	1	0
								279 N	Jackson St.	12	2
LAST 10 GAMES				279 N	Jackson St.	1	0	65 A	Miami (OH)	2	6
				18 A	Louisiana	0	8	210 N	Dayton	6	0
				121 H	North Ala.	0	4	65 A	Miami (OH)	4	1
				140 A	McNeese	4	3	210 N	Dayton	7	8
				154 N	Michigan St.	5	2	121 H	North Ala.	9	1

Non-Div. I Games:

Austin Peay

Average RPI Win: 214		WON-LOST	WINNING	LAST 10	STRENGTH OF		OPP. STRENGTH	TEAM	ADJ	CONF.	ADJ CONF.						
Average RPI Loss: 76		RECORD	PCT. RANK	GAMES	SCHEDULE		OF SCHEDULE	RPI	RPI	RPI	RPI						
DIV. I ONLY		11-13-0	.45833	160	7-3-0		113	154	136	.49916	136	20	20				
DIV. I NON-CONF.		11-13-0	.45833	158	7-3-0		104	153	137	.49916	137	20	20				
<hr/>																	
TOTALS		RPI 1-25		RPI 26-50		W-L RECORDS		RPI 51-100		RPI 101-150		RPI 150+					
11-13-0		0-3-0		0-4-0		OVERALL		0-0-0		0-5-0		11-1-0					
8-6-0		0-1-0		0-2-0		HOME		0-0-0		0-3-0		8-0-0					
0-3-0		0-1-0		0-1-0		AWAY		0-0-0		0-1-0		0-0-0					
3-4-0		0-1-0		0-1-0		NEUTRAL		0-0-0		0-1-0		3-1-0					
11-13-0		0-3-0		0-4-0		NON-CONFERENCE		0-0-0		0-5-0		11-1-0					
8-6-0		0-1-0		0-2-0		HOME		0-0-0		0-3-0		8-0-0					
0-3-0		0-1-0		0-0-		AWAY		0-0-0		0-1-0		0-0-0					
3-4-0		0-1-0		0-1-0		NEUTRAL		0-0-0		0-1-0		3-1-0					
0-0-0		0-0-0		0-0-0		CONFERENCE		0-0-0		0-0-0		0-0-0					
0-0-0		0-0-0		0-0-0		HOME		0-0-0		0-0-0		0-0-0					
0-0-0		0-0-0		0-0-0		AWAY		0-0-0		0-0-0		0-0-0					
0-0-0		0-0-0		0-0-0		NEUTRAL		0-0-0		0-0-0		0-0-0					
RPI	S	Opponent		Score		RPI	S	Opponent		Score		RPI	S	Opponent		Score	
16	N	Northwestern		0	7	31	N	Colorado St.		0	10	104	H	Nevada		0	10
19	H	Boise St.		4	9	34	H	Oregon St.		3	12	112	H	Sacramento St.		1	7
22	A	Stanford		1	6	34	H	Oregon St.		0	8	112	H	Sacramento St.		1	3
						50	A	Cal St. Fullerton		0	8	143	N	Portland St.		0	7
												148	A	San Jose St.		4	5
												158	N	Utah St.		1	5
												168	H	Bucknell		3	2
												168	H	Bucknell		3	0
												189	N	UMass Lowell		3	1
												195	H	North Dakota		6	5
												195	H	North Dakota		2	0
												205	H	California Baptist		4	2
												205	H	California Baptist		1	0
												211	N	Idaho St.		5	3
												262	N	Buffalo		11	0
												276	H	Fairleigh Dickinson		3	0
												276	H	Fairleigh Dickinson		4	2
<hr/>																	
LAST 10 GAMES																	
34	H	Oregon St.		3	12	148	A	San Jose St.		4	5						
143	N	Portland St.		0	7	195	H	North Dakota		6	5						
195	H	North Dakota		2	0	168	H	Bucknell		3	0						
168	H	Bucknell		3	2	276	H	Fairleigh Dickinson		4	2						
189	N	UMass Lowell		3	1	112	H	Sacramento St.		1	7						

Non-Div. I Games:

Pacific



Average RPI Win: 216		WON-LOST	WINNING	LAST 10	STRENGTH OF		OPP. STRENGTH	TEAM	ADJ	CONF.	ADJ CONF.
Average RPI Loss: 93		RECORD	PCT. RANK	GAMES	SCHEDULE		OF SCHEDULE	RPI	RPI	RPI	RPI
DIV. I ONLY		13-15-0	.46429	156	8-2-0		95	224	137	.49867	137
DIV. I NON-CONF.		8-14-0	.36364	208	3-1-0		137	143	187	.46876	186
TOTALS		RPI 1-25	RPI 26-50		W-L RECORDS		RPI 51-100		RPI 101-150		RPI 150+
13-15-0	0-0-0	0-3-0		OVERALL		0-6-0		1-4-0		12-2-0	
7-3-0	0-0-0	0-0-0		HOME		0-1-0		0-1-0		7-1-0	
4-5-0	0-0-0	0-1-0		AWAY		0-2-0		1-2-0		3-0-0	
2-7-0	0-0-0	0-2-0		NEUTRAL		0-3-0		0-1-0		2-1-0	
8-14-0	0-0-0	0-3-0		NON-CONFERENCE		0-6-0		1-4-0		7-1-0	
5-2-0	0-0-0	0-0-0		HOME		0-1-0		0-1-0		5-0-0	
1-5-0	0-0-0	0-0-		AWAY		0-2-0		1-2-0		0-0-0	
2-7-0	0-0-0	0-2-0		NEUTRAL		0-3-0		0-1-0		2-1-0	
5-1-0	0-0-0	0-0-0		CONFERENCE		0-0-0		0-0-0		5-1-0	
2-1-0	0-0-0	0-0-0		HOME		0-0-0		0-0-0		2-1-0	
3-0-0	0-0-0	0-0-0		AWAY		0-0-0		0-0-0		3-0-0	
0-0-0	0-0-0	0-0-0		NEUTRAL		0-0-0		0-0-0		0-0-0	
RPI S	Opponent	Score		RPI S	Opponent	Score		RPI S	Opponent	Score	
29 N	Arkansas	3	7	52 N	Lipscomb	0	8	115 H	Duke	2	9
29 N	Arkansas	0	8	62 H	Fairfield	1	10	124 A	East Carolina	4	9
30 A	South Carolina	7	16	82 A	NC State	1	9	124 A	East Carolina	10	2
				82 A	NC State	0	8	130 N	St. John's (NY)	3	4
				85 N	Ohio	3	4	140 A	McNeese	2	7
				85 N	Ohio	6	9	159 N	Charlotte	4	10
								165 N	Samford	5	0
								170 N	Kansas	9	3
								193 H	Winthrop	6	9
								193 H	Winthrop	4	3
								193 H	Winthrop	2	1
								201 H	Oakland	11	5
								201 H	Oakland	10	2
								251 A	Hampton	9	6
								251 A	Hampton	13	1
								251 A	Hampton	4	2
								266 H	Youngstown St.	8	0
								266 H	Youngstown St.	6	3
								273 H	La Salle	6	0
LAST 10 GAMES				124 A	East Carolina	10	2	52 N	Lipscomb	0	8
				124 A	East Carolina	4	9	193 H	Winthrop	6	9
				170 N	Kansas	9	3	266 H	Youngstown St.	6	3
				201 H	Oakland	10	2	251 A	Hampton	4	2
				201 H	Oakland	11	5	251 A	Hampton	9	6

Non-Div. I Games:

Campbell

Average RPI Win:	113	WON-LOST RECORD	WINNING PCT. RANK	LAST 10 GAMES	STRENGTH OF SCHEDULE	OPP. STRENGTH OF SCHEDULE	TEAM RPI	ADJ RPI	CONF. RPI	ADJ CONF. RPI				
DIV. I ONLY		7-16-0	.30435	233	3-7-0	24	180	141	.49865	138	23	23		
DIV. I NON-CONF.		7-16-0	.30435	232	3-7-0	25	180	141	.49865	138	23	23		
<hr/>														
TOTALS	RPI 1-25	RPI 26-50		W-L RECORDS		RPI 51-100		RPI 101-150		RPI 150+				
7-16-0	1-0-0	1-4-0		OVERALL		2-6-0		1-3-0		2-3-0				
0-1-0	0-0-0	0-0-0		HOME		0-1-0		0-0-0		0-0-0				
1-7-0	0-0-0	0-2-0		AWAY		0-1-0		1-2-0		0-2-0				
6-8-0	1-0-0	1-2-0		NEUTRAL		2-4-0		0-1-0		2-1-0				
7-16-0	1-0-0	1-4-0		NON-CONFERENCE		2-6-0		1-3-0		2-3-0				
0-1-0	0-0-0	0-0-0		HOME		0-1-0		0-0-0		0-0-0				
1-7-0	0-0-0	0-0-		AWAY		0-1-0		1-2-0		0-2-0				
6-8-0	1-0-0	1-2-0		NEUTRAL		2-4-0		0-1-0		2-1-0				
0-0-0	0-0-0	0-0-0		CONFERENCE		0-0-0		0-0-0		0-0-0				
0-0-0	0-0-0	0-0-0		HOME		0-0-0		0-0-0		0-0-0				
0-0-0	0-0-0	0-0-0		AWAY		0-0-0		0-0-0		0-0-0				
0-0-0	0-0-0	0-0-0		NEUTRAL		0-0-0		0-0-0		0-0-0				
RPI	S	Opponent	Score		RPI	S	Opponent	Score		RPI	S	Opponent	Score	
22	N	Stanford	2	1	32	A	Arizona St.	1	21	54	N	Seattle U	0	8
					34	N	Oregon St.	3	4	54	N	Seattle U	3	9
					36	A	UNLV	4	10	56	A	Grand Canyon	0	2
					44	N	Ohio St.	4	0	56	H	Grand Canyon	0	2
					50	N	Cal St. Fullerton	0	1	89	N	Bradley	10	2
										98	N	UC Davis	7	2
										98	N	UC Davis	0	9
										98	N	UC Davis	8	13
							</							

Non-Div. I Games:

Weber St.

Average RPI Win:		206	WON-LOST RECORD		WINNING PCT. RANK		LAST 10 GAMES		STRENGTH OF SCHEDULE		OPP. STRENGTH OF SCHEDULE		TEAM RPI		ADJ RPI		CONF. RPI		ADJ CONF. RPI								
DIV. I ONLY			19-9-0		.67857 56		6-4-0		272		77		139		.49771 139		12		12								
DIV. I NON-CONF.			19-9-0		.67857 60		6-4-0		277		65		140		.49771 140		12		12								
TOTALS		RPI 1-25		RPI 26-50		W-L RECORDS		RPI 51-100		RPI 101-150		RPI 150+															
19-9-0		0-3-0		0-0-0		OVERALL		2-2-0		5-4-0		12-0-0															
16-8-0		0-3-0		0-0-0		HOME		2-1-0		4-4-0		10-0-0															
0-0-0		0-0-0		0-0-0		AWAY		0-0-0		0-0-0		0-0-0															
3-1-0		0-0-0		0-0-0		NEUTRAL		0-1-0		1-0-0		2-0-0															
19-9-0		0-3-0		0-0-0		NON-CONFERENCE		2-2-0		5-4-0		12-0-0															
16-8-0		0-3-0		0-0-0		HOME		2-1-0		4-4-0		10-0-0															
0-0-0		0-0-0		0-0-		AWAY		0-0-0		0-0-0		0-0-0															
3-1-0		0-0-0		0-0-0		NEUTRAL		0-1-0		1-0-0		2-0-0															
0-0-0		0-0-0		0-0-0		CONFERENCE		0-0-0		0-0-0		0-0-0															
0-0-0		0-0-0		0-0-0		HOME		0-0-0		0-0-0		0-0-0															
0-0-0		0-0-0		0-0-0		AWAY		0-0-0		0-0-0		0-0-0															
0-0-0		0-0-0		0-0-0		NEUTRAL		0-0-0		0-0-0		0-0-0															
RPI	S	Opponent		Score		RPI	S	Opponent		Score		RPI	S	Opponent		Score											
2	H	UCLA		0	7							54	N	Seattle U		3	5	110	H	Utah		2	3				
11	H	Alabama		2	6							57	H	Fresno St.		7	6	111	H	DePaul		3	4				
11	H	Alabama		0	9							69	H	California		0	14	138	N	Weber St.		9	0				
												78	H	UT Arlington		8	7	141	H	New Mexico		2	3				
																		141	H	New Mexico		2	1				
																		141	H	New Mexico		3	2				
																		142	H	SIUE		5	0				
																		142	H	SIUE		5	3				
																		142	H	SIUE		5	8				
																		184	N	UTEP		12	2				
																		224	H	Georgia St.		8	0				
																		233	N	Fordham		16	12				
																		247	H	Saint Mary's (CA)		8	0				
																		264	H	Niagara		3	0				
																		264	H	Niagara		1	0				
																		264	H	Niagara		3	1				
																		264	H	Niagara		3	0				
																		281	H	Canisius		7	2				
																		281	H	Canisius		4	1				
																		281	H	Canisius		9	6				
																		290	H	St. Bonaventure		11	2				
						LAST 10 GAMES																					
						281 H Canisius						9	6	11 H Alabama						0	9						
						141 H New Mexico						2	3	264 H Niagara						1	0						
						11 H Alabama						2	6	110 H Utah						2	3						
						264 H Niagara						3	1	142 H SIUE						5	3						
						142 H SIUE						5	0	142 H SIUE						5	8						

Non-Div. I Games:

Hawaii

Average RPI Win:		158	WON-LOST RECORD		WINNING PCT. RANK		LAST 10 GAMES		STRENGTH OF SCHEDULE		OPP. STRENGTH OF SCHEDULE		TEAM RPI		ADJ RPI		CONF. RPI		ADJ CONF. RPI				
Average RPI Loss:		69																					
DIV. I ONLY			12-17-0		.41379 183		4-6-0		107		87		146		.49751 140		19		19				
DIV. I NON-CONF.			8-15-0		.34783 214		0-4-0		40		51		121		.50916 121		18		18				
TOTALS		RPI 1-25		RPI 26-50		W-L RECORDS		RPI 51-100		RPI 101-150		RPI 150+											
12-17-0		0-3-0		0-4-0		OVERALL		4-5-0		3-4-0		5-1-0											
7-9-0		0-0-0		0-4-0		HOME		1-1-0		1-3-0		5-1-0											
2-6-0		0-3-0		0-0-0		AWAY		2-3-0		0-0-0		0-0-0											
3-2-0		0-0-0		0-0-0		NEUTRAL		1-1-0		2-1-0		0-0-0											
8-15-0		0-3-0		0-4-0		NON-CONFERENCE		3-3-0		3-4-0		2-1-0											
4-9-0		0-0-0		0-4-0		HOME		1-1-0		1-3-0		2-1-0											
1-4-0		0-3-0		0-0-		AWAY		1-1-0		0-0-0		0-0-0											
3-2-0		0-0-0		0-0-0		NEUTRAL		1-1-0		2-1-0		0-0-0											
4-2-0		0-0-0		0-0-0		CONFERENCE		1-2-0		0-0-0		3-0-0											
3-0-0		0-0-0		0-0-0		HOME		0-0-0		0-0-0		3-0-0											
1-2-0		0-0-0		0-0-0		AWAY		1-2-0		0-0-0		0-0-0											
0-0-0		0-0-0		0-0-0		NEUTRAL		0-0-0		0-0-0		0-0-0											
RPI	S	Opponent		Score		RPI	S	Opponent		Score		RPI	S	Opponent		Score							
4	A	Oklahoma		1	6	29	H	Arkansas		0	6	52	H	Lipscomb		1	6	120	N	Rutgers	1	2	
13	A	Oklahoma St.		2	3	42	H	Houston		2	7	52	H	Lipscomb		4	3	120	N	Rutgers	6	4	
13	A	Oklahoma St.		2	12	43	H	Baylor		2	5	53	A	Texas A&M		1	2	123	N	UNI	7	5	
						43	H	Baylor		2	7	53	A	Texas A&M		3	1	135	H	Austin Peay	1	2	
												54	N	Seattle U		1	6	135	H	Austin Peay	3	4	
												68	A	SFA		0	7	135	H	Austin Peay	0	4	
												68	A	SFA		2	4	137	H	Campbell	7	2	
												68	A	SFA		8	2	165	H	Samford	8	0	
												100	N	Liberty		5	1	165	H	Samford	2	4	
																		227	H	La.-Monroe	9	0	
																		284	H	Incarnate Word	7	1	
																		284	H	Incarnate Word	7	2	
																		284	H	Incarnate Word	1	0	
LAST 10 GAMES																							
13	A	Oklahoma St.		2	3	68	A	SFA		2	4	68	A	SFA		0	7						
54	N	Seattle U		1	6	43	H	Baylor		2	7	43	H	Baylor		2	5						
68	A	SFA		8	2	284	H	Incarnate Word		7	1	284	H	Incarnate Word		1	0						
135	H	Austin Peay		3	4																		

Non-Div. I Games:

McNeese

**Non-Div. I Games:**

New Mexico

Average RPI Win: 157		WON-LOST RECORD		WINNING PCT. RANK		LAST 10 GAMES		STRENGTH OF SCHEDULE		OPP. STRENGTH OF SCHEDULE		TEAM RPI		ADJ RPI		CONF. RPI		ADJ CONF. RPI					
DIV. I ONLY		8-11-0		.42105 178		3-7-0		80		142		138		.49688 142		15		15					
DIV. I NON-CONF.		8-11-0		.42105 176		3-7-0		78		142		138		.49688 141		15		15					
TOTALS		RPI 1-25		RPI 26-50		W-L RECORDS		RPI 51-100		RPI 101-150		RPI 150+											
8-11-0		0-2-0		1-3-0		OVERALL		0-1-0		4-2-0		3-3-0											
0-0-0		0-0-0		0-0-0		HOME		0-0-0		0-0-0		0-0-0											
2-4-0		0-0-0		0-2-0		AWAY		0-0-0		2-2-0		0-0-0											
6-7-0		0-2-0		1-1-0		NEUTRAL		0-1-0		2-0-0		3-3-0											
8-11-0		0-2-0		1-3-0		NON-CONFERENCE		0-1-0		4-2-0		3-3-0											
0-0-0		0-0-0		0-0-0		HOME		0-0-0		0-0-0		0-0-0											
2-4-0		0-0-0		0-0-		AWAY		0-0-0		2-2-0		0-0-0											
6-7-0		0-2-0		1-1-0		NEUTRAL		0-1-0		2-0-0		3-3-0											
0-0-0		0-0-0		0-0-0		CONFERENCE		0-0-0		0-0-0		0-0-0											
0-0-0		0-0-0		0-0-0		HOME		0-0-0		0-0-0		0-0-0											
0-0-0		0-0-0		0-0-0		AWAY		0-0-0		0-0-0		0-0-0											
0-0-0		0-0-0		0-0-0		NEUTRAL		0-0-0		0-0-0		0-0-0											
RPI	S	Opponent		Score		RPI	S	Opponent		Score		RPI	S	Opponent		Score							
11	N	Alabama		3	8	29	A	Arkansas		1	2	69	N	California		0	8	103	N	UTSA	5	4	
11	N	Alabama		4	6	29	A	Arkansas		3	15							110	N	Utah	5	2	
						35	N	Drake		2	3							129	A	Southeastern La.	2	1	
						46	N	Missouri St.		3	1							139	A	Hawaii	3	5	
																		139	A	Hawaii	0	5	
																		139	A	Hawaii	8	5	
																		194	N	Prairie View	6	8	
																		228	N	IUPUI	8	11	
																		228	N	IUPUI	17	5	
																		235	N	A&M-Corpus Christi	4	2	
																		264	N	Niagara	3	1	
																		264	N	Niagara	1	2	
						LAST 10 GAMES																	
						139	A	Hawaii		0	5	139	A	Hawaii		3	5						
						264	N	Niagara		1	2	110	N	Utah		5	2						
						11	N	Alabama		3	8	139	A	Hawaii		8	5						
						11	N	Alabama		4	6	69	N	California		0	8						
						264	N	Niagara		3	1	35	N	Drake		2	3						

Non-Div. I Games:

SIUE

Average RPI Win:	148	WON-LOST	WINNING	LAST 10	STRENGTH OF	OPP. STRENGTH	TEAM	ADJ	CONF.	ADJ CONF.	
Average RPI Loss:	98	RECORD	PCT. RANK	GAMES	SCHEDULE	OF SCHEDULE	RPI	RPI	RPI	RPI	
DIV. I ONLY	9-15-0	.375	209	3-7-0	64	146	150	.49647	143	23	23
DIV. I NON-CONF.	9-15-0	.375	205	3-7-0	60	145	147	.49647	142	23	23
TOTALS	RPI 1-25	RPI 26-50		W-L RECORDS		RPI 51-100		RPI 101-150		RPI 150+	
9-15-0	0-0-0	1-4-0		OVERALL		1-5-0		2-2-0		5-4-0	
0-2-0	0-0-0	0-2-0		HOME		0-0-0		0-0-0		0-0-0	
2-3-0	0-0-0	0-0-0		AWAY		0-2-0		0-0-0		2-1-0	
7-10-0	0-0-0	1-2-0		NEUTRAL		1-3-0		2-2-0		3-3-0	
9-15-0	0-0-0	1-4-0		NON-CONFERENCE		1-5-0		2-2-0		5-4-0	
0-2-0	0-0-0	0-2-0		HOME		0-0-0		0-0-0		0-0-0	
2-3-0	0-0-0	0-0-		AWAY		0-2-0		0-0-0		2-1-0	
7-10-0	0-0-0	1-2-0		NEUTRAL		1-3-0		2-2-0		3-3-0	
0-0-0	0-0-0	0-0-0		CONFERENCE		0-0-0		0-0-0		0-0-0	
0-0-0	0-0-0	0-0-0		HOME		0-0-0		0-0-0		0-0-0	
0-0-0	0-0-0	0-0-0		AWAY		0-0-0		0-0-0		0-0-0	
0-0-0	0-0-0	0-0-0		NEUTRAL		0-0-0		0-0-0		0-0-0	
RPI S	Opponent	Score	RPI S	Opponent	Score	RPI S	Opponent	Score	RPI S	Opponent	Score
31 N	Colorado St.	0 7	54 A	Seattle U	0 3	108 N	UC Riverside	6 5			
36 N	UNLV	0 9	54 A	Seattle U	1 7	108 N	UC Riverside	8 9			
36 N	UNLV	5 3	64 N	Maryland	13 8	121 N	North Ala.	1 2			
44 H	Ohio St.	4 8	64 N	Maryland	9 12	136 N	Pacific	7 0			
44 H	Ohio St.	0 7	67 N	Iowa St.	2 3	172 N	Cal Poly	6 4			
			97 N	Marshall	4 7	172 N	Cal Poly	3 7			
						174 N	ETSU	5 6			
						186 A	Tennessee St.	5 4			
						195 N	North Dakota	6 3			
						195 N	North Dakota	4 5			
						214 A	San Diego	3 2			
						214 A	San Diego	2 3			
						218 N	Marist	6 1			
LAST 10 GAMES											
218 N	Marist	6 1	54 A	Seattle U	1 7						
186 A	Tennessee St.	5 4	195 N	North Dakota	6 3						
136 N	Pacific	7 0	54 A	Seattle U	0 3						
44 H	Ohio St.	0 7	44 H	Ohio St.	4 8						
195 N	North Dakota	4 5	174 N	ETSU	5 6						

Non-Div. I Games:

Portland St.

Average RPI Win:	190	WON-LOST RECORD	WINNING PCT. RANK	LAST 10 GAMES	STRENGTH OF SCHEDULE	OPP. STRENGTH OF SCHEDULE	TEAM RPI	ADJ RPI	CONF. RPI	ADJ CONF. RPI	
Average RPI Loss:	131										
DIV. I ONLY	15-12-0	.55556	110	4-6-0	184	210	140	.4962	144	9	9
DIV. I NON-CONF.	13-8-0	.61905	85	2-2-0	275	181	175	.47476	175	9	8
<hr/>											
TOTALS	RPI 1-25	RPI 26-50		W-L RECORDS		RPI 51-100		RPI 101-150		RPI 150+	
15-12-0	0-0-0	0-0-0		OVERALL		2-6-0		3-1-0		10-5-0	
13-7-0	0-0-0	0-0-0		HOME		2-4-0		2-0-0		9-3-0	
0-2-0	0-0-0	0-0-0		AWAY		0-1-0		0-0-0		0-1-0	
2-3-0	0-0-0	0-0-0		NEUTRAL		0-1-0		1-1-0		1-1-0	
<hr/>											
13-8-0	0-0-0	0-0-0		NON-CONFERENCE		0-2-0		3-1-0		10-5-0	
11-3-0	0-0-0	0-0-0		HOME		0-0-0		2-0-0		9-3-0	
0-2-0	0-0-0	0-0-		AWAY		0-1-0		0-0-0		0-1-0	
2-3-0	0-0-0	0-0-0		NEUTRAL		0-1-0		1-1-0		1-1-0	
<hr/>											
2-4-0	0-0-0	0-0-0		CONFERENCE		2-4-0		0-0-0		0-0-0	
2-4-0	0-0-0	0-0-0		HOME		2-4-0		0-0-0		0-0-0	
0-0-0	0-0-0	0-0-0		AWAY		0-0-0		0-0-0		0-0-0	
0-0-0	0-0-0	0-0-0		NEUTRAL		0-0-0		0-0-0		0-0-0	
<hr/>											
RPI S	Opponent	Score	RPI S	Opponent	Score	RPI S	Opponent	Score	RPI S	Opponent	Score
						76 H	Appalachian St.	5 6	109 N	Boston College	9 4
						76 H	Appalachian St.	0 7	128 H	UT Martin	6 4
						76 H	Appalachian St.	2 9	128 H	UT Martin	6 3
						81 H	Coastal Caro.	3 0	130 N	St. John's (NY)	3 7
						81 H	Coastal Caro.	4 5	153 H	Furman	8 4
						81 H	Coastal Caro.	3 1	153 H	Furman	6 4
						92 N	FIU	5 6	171 H	UMKC	1 2
						95 A	North Florida	0 4	182 N	Florida A&M	1 5
									193 H	Winthrop	7 10
									196 H	Saint Francis (PA)	6 5
									196 H	Saint Francis (PA)	1 10
									200 A	Mercer	4 5
									228 H	IUPUI	8 3
									245 H	Mt. St. Mary's	3 2
									245 H	Mt. St. Mary's	6 1
									270 N	Siena	10 2
									275 H	Morehead St.	6 4
									275 H	Morehead St.	19 2
									282 H	Savannah St.	4 1
						<hr/>					
			LAST 10 GAMES								
			153 H	Furman	6 4	95 A	North Florida	0 4			
			153 H	Furman	8 4	76 H	Appalachian St.	5 6			
			81 H	Coastal Caro.	3 0	76 H	Appalachian St.	0 7			
			81 H	Coastal Caro.	4 5	76 H	Appalachian St.	2 9			
			81 H	Coastal Caro.	3 1	270 N	Siena	10 2			

Non-Div. I Games:

Ga. Southern



Average RPI Win:	194	WON-LOST RECORD	WINNING PCT. RANK	LAST 10 GAMES	STRENGTH OF SCHEDULE	OPP. STRENGTH OF SCHEDULE	TEAM RPI	ADJ RPI	CONF. RPI	ADJ CONF. RPI		
DIV. I ONLY		17-14-0	.54839	114	7-3-0	189	204	147	.49487	145	10	10
DIV. I NON-CONF.		15-13-0	.53571	117	5-2-0	210	210	162	.48255	159	10	10
<hr/>												
TOTALS	RPI 1-25	RPI 26-50		W-L RECORDS		RPI 51-100		RPI 101-150		RPI 150+		
17-14-0	0-0-0	0-3-0		OVERALL		4-5-0		0-1-0		13-5-0		
12-6-0	0-0-0	0-0-0		HOME		3-3-0		0-0-0		9-3-0		
2-5-0	0-0-0	0-3-0		AWAY		1-2-0		0-0-0		1-0-0		
3-3-0	0-0-0	0-0-0		NEUTRAL		0-0-0		0-1-0		3-2-0		
15-13-0	0-0-0	0-3-0		NON-CONFERENCE		2-4-0		0-1-0		13-5-0		
10-5-0	0-0-0	0-0-0		HOME		1-2-0		0-0-0		9-3-0		
2-5-0	0-0-0	0-0-		AWAY		1-2-0		0-0-0		1-0-0		
3-3-0	0-0-0	0-0-0		NEUTRAL		0-0-0		0-1-0		3-2-0		
2-1-0	0-0-0	0-0-0		CONFERENCE		2-1-0		0-0-0		0-0-0		
2-1-0	0-0-0	0-0-0		HOME		2-1-0		0-0-0		0-0-0		
0-0-0	0-0-0	0-0-0		AWAY		0-0-0		0-0-0		0-0-0		
0-0-0	0-0-0	0-0-0		NEUTRAL		0-0-0		0-0-0		0-0-0		
<hr/>												
RPI	S	Opponent	Score	RPI	S	Opponent	Score	RPI	S	Opponent	Score	
42	A	Houston	1 2	61	A	Jacksonville St.	0 2	131	N	Tennessee Tech	5 6	
42	A	Houston	0 8	61	A	Jacksonville St.	6 7	161	N	Northern Ill.	12 8	
49	A	Georgia Tech	3 6	77	H	Western Ky.	2 1	163	H	Hofstra	2 0	
				85	H	Ohio	2 7	163	H	Hofstra	3 10	
				88	A	Chattanooga	7 0	176	H	Western Caro.	10 2	
				88	H	Chattanooga	4 15	176	H	Western Caro.	7 1	
				100	H	Liberty	3 11	190	N	Toledo	3 4	
				100	H	Liberty	3 2	198	H	Eastern Ill.	0 8	
				100	H	Liberty	5 4	198	H	Eastern Ill.	5 11	
								210	N	Dayton	8 10	
								224	A	Georgia St.	9 0	
								234	H	Saint Louis	10 5	
								234	H	Saint Louis	6 3	
								234	H	Saint Louis	10 4	
								243	H	Wright St.	7 1	
								243	H	Wright St.	4 0	
								275	H	Morehead St.	6 5	
								284	N	Incarnate Word	5 4	
								284	N	Incarnate Word	5 2	
<hr/>												
LAST 10 GAMES												
100	H	Liberty	3 2	61	A	Jacksonville St.	6 7					
77	H	Western Ky.	2 1	163	H	Hofstra	2 0					
243	H	Wright St.	4 0	100	H	Liberty	5 4					
100	H	Liberty	3 11	61	A	Jacksonville St.	0 2					
176	H	Western Caro.	10 2	234	H	Saint Louis	6 3					

Non-Div. I Games:

Kennesaw St.

Average RPI Win:	188	WON-LOST	WINNING	LAST 10	STRENGTH OF	OPP. STRENGTH	TEAM	ADJ	CONF.	ADJ CONF.	
Average RPI Loss:	99	RECORD	PCT. RANK	GAMES	SCHEDULE	OF SCHEDULE	RPI	RPI	RPI	RPI	
DIV. I ONLY	10-12-0	.45455	164	5-5-0	120	173	144	.49477	146	26	26
DIV. I NON-CONF.	10-12-0	.45455	161	5-5-0	113	172	143	.49477	143	26	26
<hr/>											
TOTALS	RPI 1-25	RPI 26-50		W-L RECORDS		RPI 51-100		RPI 101-150		RPI 150+	
10-12-0	0-0-0	0-5-0		OVERALL		0-2-0		2-1-0		8-4-0	
0-0-0	0-0-0	0-0-0		HOME		0-0-0		0-0-0		0-0-0	
2-4-0	0-0-0	0-3-0		AWAY		0-0-0		1-0-0		1-1-0	
8-8-0	0-0-0	0-2-0		NEUTRAL		0-2-0		1-1-0		7-3-0	
10-12-0	0-0-0	0-5-0		NON-CONFERENCE		0-2-0		2-1-0		8-4-0	
0-0-0	0-0-0	0-0-0		HOME		0-0-0		0-0-0		0-0-0	
2-4-0	0-0-0	0-0-		AWAY		0-0-0		1-0-0		1-1-0	
8-8-0	0-0-0	0-2-0		NEUTRAL		0-2-0		1-1-0		7-3-0	
0-0-0	0-0-0	0-0-0		CONFERENCE		0-0-0		0-0-0		0-0-0	
0-0-0	0-0-0	0-0-0		HOME		0-0-0		0-0-0		0-0-0	
0-0-0	0-0-0	0-0-0		AWAY		0-0-0		0-0-0		0-0-0	
0-0-0	0-0-0	0-0-0		NEUTRAL		0-0-0		0-0-0		0-0-0	
RPI	S	Opponent	Score	RPI	S	Opponent	Score	RPI	S	Opponent	Score
				38	A	South Fla.	1 7	70	N	Troy	1 5
				39	A	Georgia	0 4	94	N	Iowa	3 5
				39	A	Georgia	0 8				
				40	N	Missouri	0 5				
				45	N	Wisconsin	0 8				

Non-Div. I Games:

Massachusetts

Average RPI Win: 163		WON-LOST RECORD		WINNING PCT. RANK		LAST 10 GAMES		STRENGTH OF SCHEDULE		OPP. STRENGTH OF SCHEDULE		TEAM RPI		ADJ RPI		CONF. RPI		ADJ CONF. RPI	
DIV. I ONLY		15-11-0		.57692 102		5-5-0		222		105		142		.49346 147		29		29	
DIV. I NON-CONF.		15-11-0		.57692 104		5-5-0		220		105		142		.49346 144		29		29	
TOTALS		RPI 1-25		RPI 26-50		W-L RECORDS		RPI 51-100		RPI 101-150		RPI 150+							
15-11-0		0-0-0		0-0-0		OVERALL		4-5-0		2-2-0		9-4-0							
0-0-0		0-0-0		0-0-0		HOME		0-0-0		0-0-0		0-0-0							
4-1-0		0-0-0		0-0-0		AWAY		2-1-0		0-0-0		2-0-0							
11-10-0		0-0-0		0-0-0		NEUTRAL		2-4-0		2-2-0		7-4-0							
15-11-0		0-0-0		0-0-0		NON-CONFERENCE		4-5-0		2-2-0		9-4-0							
0-0-0		0-0-0		0-0-0		HOME		0-0-0		0-0-0		0-0-0							
4-1-0		0-0-0		0-0-		AWAY		2-1-0		0-0-0		2-0-0							
11-10-0		0-0-0		0-0-0		NEUTRAL		2-4-0		2-2-0		7-4-0							
0-0-0		0-0-0		0-0-0		CONFERENCE		0-0-0		0-0-0		0-0-0							
0-0-0		0-0-0		0-0-0		HOME		0-0-0		0-0-0		0-0-0							
0-0-0		0-0-0		0-0-0		AWAY		0-0-0		0-0-0		0-0-0							
0-0-0		0-0-0		0-0-0		NEUTRAL		0-0-0		0-0-0		0-0-0							
RPI	S	Opponent		Score	RPI	S	Opponent		Score	RPI	S	Opponent		Score					
							70	N	Troy	1	9	106	N	Illinois St.	5	3			
							83	N	Kent St.	3	1	118	N	Ball St.	4	7			
							83	N	Kent St.	1	7	124	N	East Carolina	5	6			
							88	N	Chattanooga	1	8	146	N	Massachusetts	9	5			
							91	A	FGCU	0	7	155	N	Yale	0	1			
							91	A	FGCU	3	2	160	N	Villanova	3	9			
							91	N	FGCU	7	6	166	A	Jacksonville	5	0			
							92	A	FIU	1	0	179	N	Stetson	4	1			
							99	N	Towson	3	8	181	N	Bowling Green	1	0			
												182	N	Florida A&M	8	7			
												183	N	Bethune-Cookman	0	5			
												192	N	Harvard	2	0			
												222	A	UC Santa Barbara	6	1			
												225	N	Delaware	9	1			
												225	N	Delaware	7	0			
												262	N	Buffalo	1	11			
												267	N	Brown	2	1			
LAST 10 GAMES																			
							267	N	Brown	2	1	92	A	FIU	1	0			
							99	N	Towson	3	8	155	N	Yale	0	1			
							262	N	Buffalo	1	11	106	N	Illinois St.	5	3			
							88	N	Chattanooga	1	8	124	N	East Carolina	5	6			
							91	N	FGCU	7	6	182	N	Florida A&M	8	7			

Non-Div. I Games:

LIU Brooklyn

Average RPI Win:	191	WON-LOST RECORD	WINNING PCT. RANK	LAST 10 GAMES	STRENGTH OF SCHEDULE	OPP. STRENGTH OF SCHEDULE	TEAM RPI	ADJ RPI	CONF. RPI	ADJ CONF. RPI	
DIV. I ONLY	18-9-0	.66667	58	8-2-0	271	94	148	.4934	148	7	7
DIV. I NON-CONF.	18-9-0	.66667	62	8-2-0	276	89	145	.4934	145	7	7
<hr/>											
TOTALS	RPI 1-25	RPI 26-50	W-L RECORDS		RPI 51-100	RPI 101-150	RPI 150+				
18-9-0	0-0-0	0-0-0	OVERALL		2-5-0	4-4-0	12-0-0				
12-2-0	0-0-0	0-0-0	HOME		0-1-0	3-1-0	9-0-0				
2-0-0	0-0-0	0-0-0	AWAY		1-0-0	1-0-0	0-0-0				
4-7-0	0-0-0	0-0-0	NEUTRAL		1-4-0	0-3-0	3-0-0				
18-9-0	0-0-0	0-0-0	NON-CONFERENCE		2-5-0	4-4-0	12-0-0				
12-2-0	0-0-0	0-0-0	HOME		0-1-0	3-1-0	9-0-0				
2-0-0	0-0-0	0-0-	AWAY		1-0-0	1-0-0	0-0-0				
4-7-0	0-0-0	0-0-0	NEUTRAL		1-4-0	0-3-0	3-0-0				
0-0-0	0-0-0	0-0-0	CONFERENCE		0-0-0	0-0-0	0-0-0				
0-0-0	0-0-0	0-0-0	HOME		0-0-0	0-0-0	0-0-0				
0-0-0	0-0-0	0-0-0	AWAY		0-0-0	0-0-0	0-0-0				
0-0-0	0-0-0	0-0-0	NEUTRAL		0-0-0	0-0-0	0-0-0				
RPI	S	Opponent	Score	RPI	S	Opponent	Score	RPI	S	Opponent	Score
						63 N Texas St.	3 12			113 N Nicholls St.	2 4
						66 N Southern Ill.	1 6			113 N Nicholls St.	2 3
						84 N Long Beach St.	0 5			116 N UIC	3 12
						87 N BYU	2 1			118 H Ball St.	5 0
						89 N Bradley	6 14			119 H CSUN	1 12
						93 A New Mexico St.	3 1			129 A Southeastern La.	6 2
						98 H UC Davis	5 6			136 H Pacific	5 4
										138 H Weber St.	8 0
										161 N Northern Ill.	3 2
										168 H Bucknell	4 2
										189 H UMass Lowell	5 0
										189 H UMass Lowell	9 1
										217 H Northern Colo.	3 1
										230 H Montana	4 2
										230 N Montana	6 5
										246 H CSU Bakersfield	6 0
										261 N Mississippi Val.	4 0
										283 H Iona	8 1
										283 H Iona	2 1
										283 H Iona	4 2
<hr/>											
LAST 10 GAMES											
						116 N UIC	3 12			189 H UMass Lowell	5 0
						283 H Iona	2 1			189 H UMass Lowell	9 1
						283 H Iona	8 1			168 H Bucknell	4 2
						136 H Pacific	5 4			138 H Weber St.	8 0
						283 H Iona	4 2			119 H CSUN	1 12

Non-Div. I Games:

San Jose St.

Average RPI Win:		197	WON-LOST RECORD		WINNING PCT. RANK		LAST 10 GAMES		STRENGTH OF SCHEDULE		OPP. STRENGTH OF SCHEDULE		TEAM RPI		ADJ RPI		CONF. RPI		ADJ CONF. RPI				
DIV. I ONLY			11-14-0		.44 171		1-9-0		144		85		149		.49327 149		25		25				
DIV. I NON-CONF.			11-14-0		.44 168		1-9-0		135		79		146		.49327 146		25		25				
TOTALS		RPI 1-25		RPI 26-50		W-L RECORDS		RPI 51-100		RPI 101-150		RPI 150+											
11-14-0		0-2-0		0-3-0		OVERALL		1-6-0		1-2-0		9-1-0											
0-0-0		0-0-0		0-0-0		HOME		0-0-0		0-0-0		0-0-0											
0-6-0		0-0-0		0-3-0		AWAY		0-3-0		0-0-0		0-0-0											
11-8-0		0-2-0		0-0-0		NEUTRAL		1-3-0		1-2-0		9-1-0											
11-14-0		0-2-0		0-3-0		NON-CONFERENCE		1-6-0		1-2-0		9-1-0											
0-0-0		0-0-0		0-0-0		HOME		0-0-0		0-0-0		0-0-0											
0-6-0		0-0-0		0-0-		AWAY		0-3-0		0-0-0		0-0-0											
11-8-0		0-2-0		0-0-0		NEUTRAL		1-3-0		1-2-0		9-1-0											
0-0-0		0-0-0		0-0-0		CONFERENCE		0-0-0		0-0-0		0-0-0											
0-0-0		0-0-0		0-0-0		HOME		0-0-0		0-0-0		0-0-0											
0-0-0		0-0-0		0-0-0		AWAY		0-0-0		0-0-0		0-0-0											
0-0-0		0-0-0		0-0-0		NEUTRAL		0-0-0		0-0-0		0-0-0											
RPI	S	Opponent		Score		RPI	S	Opponent		Score		RPI	S	Opponent		Score							
2	N	UCLA		0	12	29	A	Arkansas		2	4	67	N	Iowa St.		0	1	111	N	DePaul		2	4
10	N	Tennessee		0	4	29	A	Arkansas		7	12	75	A	Loyola Marymount		1	2	116	N	UIC		3	4
						50	A	Cal St. Fullerton		1	3	75	A	Loyola Marymount		2	3	134	N	San Diego St.		6	0
												81	A	Coastal Caro.		0	6	152	N	Col. of Charleston		0	1
												84	N	Long Beach St.		0	9	156	N	Northwestern St.		1	0
												87	N	BYU		7	6	181	N	Bowling Green		4	0
												100	N	Liberty		0	5	181	N	Bowling Green		9	3
																		204	N	UConn		9	3
																		204	N	UConn		7	3
																		240	N	Robert Morris		4	0
																		255	N	Omaha		6	1
																		263	N	Rider		8	2
																		263	N	Rider		8	0
						LAST 10 GAMES																	
						204	N	UConn		9	3	84	N	Long Beach St.		0	9						
						75	A	Loyola Marymount		2	3	50	A	Cal St. Fullerton		1	3						
						67	N	Iowa St.		0	1	75	A	Loyola Marymount		1	2						
						152	N	Col. of Charleston		0	1	2	N	UCLA		0	12						
						111	N	DePaul		2	4	100	N	Liberty		0	5						

Non-Div. I Games:

Boston U.

Average RPI Win: 170		WON-LOST	WINNING	LAST 10	STRENGTH OF		OPP. STRENGTH	TEAM	ADJ	CONF.	ADJ CONF.		
Average RPI Loss: 97		RECORD	PCT. RANK	GAMES	SCHEDULE		OF SCHEDULE	RPI	RPI	RPI	RPI		
DIV. I ONLY		10-15-0	.4	189	4-6-0		79	126	145	.49264	150	15	15
DIV. I NON-CONF.		10-15-0	.4	185	4-6-0		77	129	144	.49264	147	15	15
TOTALS		RPI 1-25	RPI 26-50		W-L RECORDS		RPI 51-100		RPI 101-150		RPI 150+		
10-15-0		0-4-0	0-0-0		OVERALL		2-6-0		1-2-0		7-3-0		
3-2-0		0-1-0	0-0-0		HOME		0-0-0		0-1-0		3-0-0		
2-4-0		0-0-0	0-0-0		AWAY		2-4-0		0-0-0		0-0-0		
5-9-0		0-3-0	0-0-0		NEUTRAL		0-2-0		1-1-0		4-3-0		
10-15-0		0-4-0	0-0-0		NON-CONFERENCE		2-6-0		1-2-0		7-3-0		
3-2-0		0-1-0	0-0-0		HOME		0-0-0		0-1-0		3-0-0		
2-4-0		0-0-0	0-0-		AWAY		2-4-0		0-0-0		0-0-0		
5-9-0		0-3-0	0-0-0		NEUTRAL		0-2-0		1-1-0		4-3-0		
0-0-0		0-0-0	0-0-0		CONFERENCE		0-0-0		0-0-0		0-0-0		
0-0-0		0-0-0	0-0-0		HOME		0-0-0		0-0-0		0-0-0		
0-0-0		0-0-0	0-0-0		AWAY		0-0-0		0-0-0		0-0-0		
0-0-0		0-0-0	0-0-0		NEUTRAL		0-0-0		0-0-0		0-0-0		
RPI	S	Opponent	Score	RPI	S	Opponent	Score	RPI	S	Opponent	Score		
7	H	Kentucky	4 14					64	N	Maryland	3 6		
11	N	Alabama	0 12					64	N	Maryland	2 3		
11	N	Alabama	10 16					66	A	Southern Ill.	5 3		
14	N	Texas Tech	0 8					70	A	Troy	1 2		
								82	A	NC State	1 10		
								82	A	NC State	1 9		
								90	A	Memphis	5 9		
								90	A	Memphis	6 3		
		</											

Non-Div. I Games:

Murray St.



Average RPI Win:	175	WON-LOST RECORD	WINNING PCT. RANK	LAST 10 GAMES	STRENGTH OF SCHEDULE	OPP. STRENGTH OF SCHEDULE	TEAM RPI	ADJ RPI	CONF. RPI	ADJ CONF. RPI					
DIV. I ONLY		14-13-0	.51852	130	6-4-0	185	156	152	.49169	152	14	14			
DIV. I NON-CONF.		14-13-0	.51852	129	6-4-0	190	155	149	.49169	149	14	14			
<hr/>															
TOTALS	RPI 1-25	RPI 26-50		W-L RECORDS		RPI 51-100		RPI 101-150		RPI 150+					
14-13-0	0-0-0	0-2-0		OVERALL		3-5-0		2-1-0		9-5-0					
8-5-0	0-0-0	0-1-0		HOME		2-2-0		0-0-0		6-2-0					
1-4-0	0-0-0	0-1-0		AWAY		0-1-0		0-0-0		1-2-0					
5-4-0	0-0-0	0-0-0		NEUTRAL		1-2-0		2-1-0		2-1-0					
<hr/>															
14-13-0	0-0-0	0-2-0		NON-CONFERENCE		3-5-0		2-1-0		9-5-0					
8-5-0	0-0-0	0-1-0		HOME		2-2-0		0-0-0		6-2-0					
1-4-0	0-0-0	0-0-		AWAY		0-1-0		0-0-0		1-2-0					
5-4-0	0-0-0	0-0-0		NEUTRAL		1-2-0		2-1-0		2-1-0					
<hr/>															
0-0-0	0-0-0	0-0-0		CONFERENCE		0-0-0		0-0-0		0-0-0					
0-0-0	0-0-0	0-0-0		HOME		0-0-0		0-0-0		0-0-0					
0-0-0	0-0-0	0-0-0		AWAY		0-0-0		0-0-0		0-0-0					
0-0-0	0-0-0	0-0-0		NEUTRAL		0-0-0		0-0-0		0-0-0					
<hr/>															
RPI	S	Opponent	Score	RPI	S	Opponent	Score	RPI	S	Opponent	Score	RPI	S	Opponent	Score
				28	H	Virginia Tech	0 13	67	N	Iowa St.	4 3	123	N	UNI	4 0
				50	A	Cal St. Fullerton	1 7	71	N	South Dakota St.	4 9	123	N	UNI	5 6
								73	H	Wichita St.	4 1	149	N	Boston U.	1 0
								76	H	Appalachian St.	1 4	159	A	Charlotte	9 15
								82	H	NC State	0 2	166	A	Jacksonville	4 5
								84	N	Long Beach St.	1 11	180	H	Central Mich.	3 1
								95	A	North Florida	1 5	189	H	UMass Lowell	5 1
								96	H	Purdue	8 4	191	N	Valparaiso	2 5
												192	N	Harvard	9 8
												202	H	Pittsburgh	10 4
												206	H	Radford	1 5
												218	H	Marist	8 0
												223	H	Rhode Island	4 0
												236	H	Dartmouth	7 6
												248	A	Charleston So.	8 0
												252	N	Wagner	6 3
												265	H	Bryant	3 7
<hr/>															
LAST 10 GAMES															
				159	A	Charlotte	9 15	84	N	Long Beach St.	1 11				
				67	N	Iowa St.	4 3	82	H	NC State	0 2				
				50	A	Cal St. Fullerton	1 7	218	H	Marist	8 0				
				192	N	Harvard	9 8	265	H	Bryant	3 7				
				149	N	Boston U.	1 0	223	H	Rhode Island	4 0				

Non-Div. I Games:

Col. of Charleston



Average RPI Win: 149		WON-LOST	WINNING	LAST 10	STRENGTH OF		OPP. STRENGTH	TEAM	ADJ	CONF.	ADJ CONF.
Average RPI Loss: 105		RECORD	PCT. RANK	GAMES	SCHEDULE		OF SCHEDULE	RPI	RPI	RPI	RPI
DIV. I ONLY		7-16-0	.30435	233	4-6-0		32	206	153	.49079	153
DIV. I NON-CONF.		7-16-0	.30435	232	4-6-0		36	212	150	.49079	150
TOTALS		RPI 1-25	RPI 26-50		W-L RECORDS		RPI 51-100		RPI 101-150		RPI 150+
7-16-0	0-2-0	2-3-0		OVERALL		0-1-0		2-8-0		3-2-0	
0-1-0	0-0-0	0-0-0		HOME		0-0-0		0-1-0		0-0-0	
2-5-0	0-1-0	0-1-0		AWAY		0-0-0		1-3-0		1-0-0	
5-10-0	0-1-0	2-2-0		NEUTRAL		0-1-0		1-4-0		2-2-0	
7-16-0	0-2-0	2-3-0		NON-CONFERENCE		0-1-0		2-8-0		3-2-0	
0-1-0	0-0-0	0-0-0		HOME		0-0-0		0-1-0		0-0-0	
2-5-0	0-1-0	0-0-		AWAY		0-0-0		1-3-0		1-0-0	
5-10-0	0-1-0	2-2-0		NEUTRAL		0-1-0		1-4-0		2-2-0	
0-0-0	0-0-0	0-0-0		CONFERENCE		0-0-0		0-0-0		0-0-0	
0-0-0	0-0-0	0-0-0		HOME		0-0-0		0-0-0		0-0-0	
0-0-0	0-0-0	0-0-0		AWAY		0-0-0		0-0-0		0-0-0	
0-0-0	0-0-0	0-0-0		NEUTRAL		0-0-0		0-0-0		0-0-0	
RPI S	Opponent	Score		RPI S	Opponent	Score		RPI S	Opponent	Score	
14 N	Texas Tech	0	5	26 N	Indiana	5	1	70 N	Troy	0	9
17 A	Auburn	1	15	35 N	Drake	3	11	114 N	Middle Tenn.	4	0
				37 N	UCF	3	2	117 N	George Washington	4	6
				38 A	South Fla.	1	7	117 N	George Washington	4	9
				45 N	Wisconsin	1	4	118 N	Ball St.	2	8
								125 A	Gardner-Webb	2	12
								125 A	Gardner-Webb	7	5
								126 H	Virginia	1	10
								132 N	UAB	4	11
								144 A	Ga. Southern	4	8
								144 A	Ga. Southern	4	6
								167 N	Providence	4	5
								226 N	Georgetown	7	6
								229 A	Penn	4	1
								277 N	Central Conn. St.	1	3
								284 N	Incarnate Word	7	4
LAST 10 GAMES				144 A	Ga. Southern	4	6	45 N	Wisconsin	1	4
				144 A	Ga. Southern	4	8	277 N	Central Conn. St.	1	3
				126 H	Virginia	1	10	167 N	Providence	4	5
				26 N	Indiana	5	1	38 A	South Fla.	1	7
				37 N	UCF	3	2	114 N	Middle Tenn.	4	0

Non-Div. I Games:

Furman

Average RPI Win:		172	WON-LOST RECORD		WINNING PCT. RANK		LAST 10 GAMES		STRENGTH OF SCHEDULE		OPP. STRENGTH OF SCHEDULE		TEAM RPI		ADJ RPI		CONF. RPI		ADJ CONF. RPI	
DIV. I ONLY			10-16-0		.38462 206		6-4-0		104		86		154		.48874 154		4		4	
DIV. I NON-CONF.			10-16-0		.38462 202		6-4-0		97		81		152		.48874 151		5		5	
TOTALS		RPI 1-25		RPI 26-50		W-L RECORDS		RPI 51-100		RPI 101-150		RPI 150+								
10-16-0		0-4-0		0-2-0		OVERALL		3-4-0		0-3-0		7-3-0								
0-0-0		0-0-0		0-0-0		HOME		0-0-0		0-0-0		0-0-0								
2-6-0		0-3-0		0-2-0		AWAY		2-1-0		0-0-0		0-0-0								
8-10-0		0-1-0		0-0-0		NEUTRAL		1-3-0		0-3-0		7-3-0								
10-16-0		0-4-0		0-2-0		NON-CONFERENCE		3-4-0		0-3-0		7-3-0								
0-0-0		0-0-0		0-0-0		HOME		0-0-0		0-0-0		0-0-0								
2-6-0		0-3-0		0-0-		AWAY		2-1-0		0-0-0		0-0-0								
8-10-0		0-1-0		0-0-0		NEUTRAL		1-3-0		0-3-0		7-3-0								
0-0-0		0-0-0		0-0-0		CONFERENCE		0-0-0		0-0-0		0-0-0								
0-0-0		0-0-0		0-0-0		HOME		0-0-0		0-0-0		0-0-0								
0-0-0		0-0-0		0-0-0		AWAY		0-0-0		0-0-0		0-0-0								
0-0-0		0-0-0		0-0-0		NEUTRAL		0-0-0		0-0-0		0-0-0								
RPI	S	Opponent		Score		RPI	S	Opponent		Score		RPI	S	Opponent		Score				
11	A	Alabama		1	2	49	A	Georgia Tech		2	11	55	N	Louisville		1	14			
17	A	Auburn		0	5	49	A	Georgia Tech		3	10	56	A	Grand Canyon		2	7			
17	A	Auburn		2	3							65	A	Miami (OH)		12	2			
19	N	Boise St.		1	9							86	N	Southern Miss.		2	5			
												90	N	Memphis		11	6			
												90	N	Memphis		9	11			
												92	A	FIU		5	0			
														109 N Boston College		7	9			
														109 N Boston College		6	7			
														135 N Austin Peay		2	5			
														195 N North Dakota		5	9			
														195 N North Dakota		5	6			
														196 N Saint Francis (PA)		8	0			
														196 N Saint Francis (PA)		8	2			
														200 N Mercer		6	5			
														200 N Mercer		6	5			
														204 N UConn		2	3			
														210 N Dayton		4	2			
														210 N Dayton		9	1			
														265 N Bryant		3	0			
LAST 10 GAMES																				
						200	N	Mercer		6	5	135	N	Austin Peay		2	5			
						56	A	Grand Canyon		2	7	65	A	Miami (OH)		12	2			
						19	N	Boise St.		1	9	210	N	Dayton		9	1			
						49	A	Georgia Tech		2	11	17	A	Auburn		2	3			
						210	N	Dayton		4	2	200	N	Mercer		6	5			

Non-Div. I Games:

Michigan St.

Average RPI Win: 209		WON-LOST RECORD		WINNING PCT. RANK		LAST 10 GAMES		STRENGTH OF SCHEDULE		OPP. STRENGTH OF SCHEDULE		TEAM RPI		ADJ RPI		CONF. RPI		ADJ CONF. RPI	
DIV. I ONLY		6-9-0		.4 189		5-5-0		85		198		155		.48704 155		28		28	
DIV. I NON-CONF.		4-8-0		.33333 217		3-4-0		68		111		161		.48132 162		28		28	
TOTALS		RPI 1-25		RPI 26-50		W-L RECORDS		RPI 51-100		RPI 101-150		RPI 150+							
6-9-0		0-2-0		0-0-0		OVERALL		0-4-0		1-0-0		5-3-0							
4-2-0		0-0-0		0-0-0		HOME		0-1-0		0-0-0		4-1-0							
0-2-0		0-0-0		0-0-0		AWAY		0-2-0		0-0-0		0-0-0							
2-5-0		0-2-0		0-0-0		NEUTRAL		0-1-0		1-0-0		1-2-0							
4-8-0		0-2-0		0-0-0		NON-CONFERENCE		0-4-0		1-0-0		3-2-0							
2-1-0		0-0-0		0-0-0		HOME		0-1-0		0-0-0		2-0-0							
0-2-0		0-0-0		0-0-		AWAY		0-2-0		0-0-0		0-0-0							
2-5-0		0-2-0		0-0-0		NEUTRAL		0-1-0		1-0-0		1-2-0							
2-1-0		0-0-0		0-0-0		CONFERENCE		0-0-0		0-0-0		2-1-0							
2-1-0		0-0-0		0-0-0		HOME		0-0-0		0-0-0		2-1-0							
0-0-0		0-0-0		0-0-0		AWAY		0-0-0		0-0-0		0-0-0							
0-0-0		0-0-0		0-0-0		NEUTRAL		0-0-0		0-0-0		0-0-0							
RPI	S	Opponent		Score		RPI	S	Opponent		Score		RPI	S	Opponent		Score			
19	N	Boise St.		1	2			51	A	Fla. Atlantic		3	5	147	N	LIU Brooklyn		1	0
19	N	Boise St.		3	5			56	A	Grand Canyon		3	6	173	N	Stony Brook		8	2
								62	H	Fairfield		0	3	182	N	Florida A&M		5	6
								96	N	Purdue		4	5	195	N	North Dakota		5	6
														229	H	Penn		8	0
														229	H	Penn		0	3
														229	H	Penn		6	4
														238	H	Hartford		4	3
														238	H	Hartford		5	0
LAST 10 GAMES						LAST 10 GAMES						LAST 10 GAMES							
						238	H	Hartford		5	0	229	H	Penn		8	0		
						195	N	North Dakota		5	6	62	H	Fairfield		0	3		
						19	N	Boise St.		1	2	147	N	LIU Brooklyn		1	0		
						229	H	Penn		0	3	51	A	Fla. Atlantic		3	5		
						229	H	Penn		6	4	96	N	Purdue		4	5		

Non-Div. I Games:

Yale

Average RPI Win:	185	WON-LOST	WINNING	LAST 10	STRENGTH OF	OPP. STRENGTH	TEAM	ADJ	CONF.	ADJ CONF.		
Average RPI Loss:	107	RECORD	PCT. RANK	GAMES	SCHEDULE	OF SCHEDULE	RPI	RPI	RPI	RPI		
DIV. I ONLY		13-13-0	.5	134	5-5-0	201	112	158	.4866	156	19	19
DIV. I NON-CONF.		6-12-0	.33333	217	0-4-0	204	106	224	.44332	220	18	18
<hr/>												
TOTALS	RPI 1-25	RPI 26-50		W-L RECORDS		RPI 51-100		RPI 101-150		RPI 150+		
13-13-0	1-3-0	0-1-0		OVERALL		2-2-0		1-3-0		9-4-0		
9-1-0	0-1-0	0-0-0		HOME		0-0-0		0-0-0		9-0-0		
2-5-0	0-1-0	0-1-0		AWAY		2-2-0		0-0-0		0-1-0		
2-7-0	1-1-0	0-0-0		NEUTRAL		0-0-0		1-3-0		0-3-0		
6-12-0	1-3-0	0-1-0		NON-CONFERENCE		0-1-0		1-3-0		4-4-0		
4-1-0	0-1-0	0-0-0		HOME		0-0-0		0-0-0		4-0-0		
0-4-0	0-1-0	0-0-		AWAY		0-1-0		0-0-0		0-1-0		
2-7-0	1-1-0	0-0-0		NEUTRAL		0-0-0		1-3-0		0-3-0		
7-1-0	0-0-0	0-0-0		CONFERENCE		2-1-0		0-0-0		5-0-0		
5-0-0	0-0-0	0-0-0		HOME		0-0-0		0-0-0		5-0-0		
2-1-0	0-0-0	0-0-0		AWAY		2-1-0		0-0-0		0-0-0		
0-0-0	0-0-0	0-0-0		NEUTRAL		0-0-0		0-0-0		0-0-0		
<hr/>												
RPI S	Opponent	Score		RPI S	Opponent	Score		RPI S	Opponent	Score		
5 A	Texas	2	7	29 A	Arkansas	2	8	58 A	Sam Houston St.	0	6	
6 H	LSU	3	10					104 N	Nevada	3	4	
19 N	Boise St.	3	2					58 A	Sam Houston St.	6	4	
19 N	Boise St.	1	2					58 A	Sam Houston St.	6	3	
								72 A	North Texas	0	6	
								104 N	Nevada	3	4	
								104 N	Nevada	3	6	
								109 N	Boston College	9	5	
								149 N	Boston U.	0	1	
								175 A	Creighton	2	5	
								197 H	Abilene Christian	8	0	
								197 H	Abilene Christian	7	2	
								197 H	Abilene Christian	9	0	
								209 N	Seton Hall	3	4	
								209 N	Seton Hall	3	5	
								220 H	Houston Baptist	8	0	
								220 H	Houston Baptist	9	3	
								255 N	Omaha	1	4	
								276 H	Fairleigh Dickinson	6	0	
								276 H	Fairleigh Dickinson	5	1	
								292 H	Ark.-Pine Bluff	10	1	
								292 H	Ark.-Pine Bluff	4	0	
<hr/>												
LAST 10 GAMES												
104 N	Nevada	3	6	197 H	Abilene Christian	8	0					
29 A	Arkansas	2	8	58 A	Sam Houston St.	6	4					
220 H	Houston Baptist	9	3	276 H	Fairleigh Dickinson	6	0					
109 N	Boston College	9	5	197 H	Abilene Christian	9	0					
5 A	Texas	2	7	197 H	Abilene Christian	7	2					

**Non-Div. I Games:**

Northwestern St.

Average RPI Win:	158	WON-LOST RECORD	WINNING PCT. RANK	LAST 10 GAMES	STRENGTH OF SCHEDULE	OPP. STRENGTH OF SCHEDULE	TEAM RPI	ADJ RPI	CONF. RPI	ADJ CONF. RPI		
DIV. I ONLY		13-12-0	.52	127	9-1-0	214	84	156	.48636	157	4	4
DIV. I NON-CONF.		13-12-0	.52	127	9-1-0	213	78	154	.48636	154	5	5
<hr/>												
TOTALS	RPI 1-25	RPI 26-50		W-L RECORDS		RPI 51-100		RPI 101-150		RPI 150+		
13-12-0	0-0-0	0-2-0		OVERALL		2-6-0		3-2-0		8-2-0		
0-0-0	0-0-0	0-0-0		HOME		0-0-0		0-0-0		0-0-0		
1-3-0	0-0-0	0-1-0		AWAY		0-1-0		1-1-0		0-0-0		
12-9-0	0-0-0	0-1-0		NEUTRAL		2-5-0		2-1-0		8-2-0		
13-12-0	0-0-0	0-2-0		NON-CONFERENCE		2-6-0		3-2-0		8-2-0		
0-0-0	0-0-0	0-0-0		HOME		0-0-0		0-0-0		0-0-0		
1-3-0	0-0-0	0-0-		AWAY		0-1-0		1-1-0		0-0-0		
12-9-0	0-0-0	0-1-0		NEUTRAL		2-5-0		2-1-0		8-2-0		
0-0-0	0-0-0	0-0-0		CONFERENCE		0-0-0		0-0-0		0-0-0		
0-0-0	0-0-0	0-0-0		HOME		0-0-0		0-0-0		0-0-0		
0-0-0	0-0-0	0-0-0		AWAY		0-0-0		0-0-0		0-0-0		
0-0-0	0-0-0	0-0-0		NEUTRAL		0-0-0		0-0-0		0-0-0		
RPI	S	Opponent	Score	RPI	S	Opponent	Score	RPI	S	Opponent	Score	
37	A	UCF	2 3	71	N	South Dakota St.	5 4	109	N	Boston College	5 4	
48	N	Louisiana Tech	0 6	80	N	Syracuse	3 2	115	A	Duke	1 3	
				80	N	Syracuse	1 11	115	A	Duke	6 0	
				81	N	Coastal Caro.	1 3	118	N	Ball St.	10 2	
				83	N	Kent St.	2 9	118	N	Ball St.	0 1	
				83	N	Kent St.	0 11	151	N	Saint Joseph's	6 0	
				91	A	FGCU	1 2	160	N	Villanova	2 1	
				92	N	FIU	2 3	180	N	Central Mich.	7 2	
								180	N	Central Mich.	3 1	
								182	N	Florida A&M	2 0	
								190	N	Toledo	8 2	
								202	N	Pittsburgh	0 2	
								229	N	Penn	1 2	
								242	N	Detroit Mercy	3 1	
								280	N	Holy Cross	11 3	
<hr/>												
LAST 10 GAMES						280	N	Holy Cross	11	3		
115	A	Duke	6 0	229	N	Penn	1 2					
190	N	Toledo	8 2	160	N	Villanova	2 1					
180	N	Central Mich.	3 1	180	N	Central Mich.	7 2					
151	N	Saint Joseph's	6 0	182	N	Florida A&M	2 0					
71	N	South Dakota St.	5 4									

Non-Div. I Games:

Penn St.

Average RPI Win: 170		WON-LOST	WINNING	LAST 10	STRENGTH OF		OPP. STRENGTH	TEAM	ADJ	CONF.	ADJ CONF.			
Average RPI Loss: 92		RECORD	PCT. RANK	GAMES	SCHEDULE		OF SCHEDULE	RPI	RPI	RPI	RPI			
DIV. I ONLY		9-13-0	.40909	186	4-6-0		132	109	159	.48632	158	7	7	
DIV. I NON-CONF.		8-11-0	.42105	176	3-4-0		160	90	163	.48193	161	7	7	
<hr/>														
TOTALS		RPI 1-25		RPI 26-50		W-L RECORDS		RPI 51-100		RPI 101-150		RPI 150+		
9-13-0		0-2-0		0-2-0		OVERALL		1-3-0		3-3-0		5-3-0		
0-0-0		0-0-0		0-0-0		HOME		0-0-0		0-0-0		0-0-0		
3-5-0		0-0-0		0-2-0		AWAY		0-0-0		1-2-0		2-1-0		
6-8-0		0-2-0		0-0-0		NEUTRAL		1-3-0		2-1-0		3-2-0		
8-11-0		0-2-0		0-2-0		NON-CONFERENCE		1-3-0		2-1-0		5-3-0		
0-0-0		0-0-0		0-0-0		HOME		0-0-0		0-0-0		0-0-0		
2-3-0		0-0-0		0-0-		AWAY		0-0-0		0-0-0		2-1-0		
6-8-0		0-2-0		0-0-0		NEUTRAL		1-3-0		2-1-0		3-2-0		
1-2-0		0-0-0		0-0-0		CONFERENCE		0-0-0		1-2-0		0-0-0		
0-0-0		0-0-0		0-0-0		HOME		0-0-0		0-0-0		0-0-0		
1-2-0		0-0-0		0-0-0		AWAY		0-0-0		1-2-0		0-0-0		
0-0-0		0-0-0		0-0-0		NEUTRAL		0-0-0		0-0-0		0-0-0		
RPI	S	Opponent		Score	RPI	S	Opponent		Score	RPI	S	Opponent		Score
9	N	Florida		1 13	32	A	Arizona St.		2 10	55	N	Louisville		5 7
16	N	Northwestern		0 12	50	A	Cal St. Fullerton		2 3	67	N	Iowa St.		0 9
										67	N	Iowa St.		10 1
										75	N	Loyola Marymount		2 3

Non-Div. I Games:

Utah St.

Average RPI Win:	157	WON-LOST RECORD	WINNING PCT. RANK	LAST 10 GAMES	STRENGTH OF SCHEDULE	OPP. STRENGTH OF SCHEDULE	TEAM RPI	ADJ RPI	CONF. RPI	ADJ CONF. RPI				
DIV. I ONLY		9-14-0	.3913	200	3-7-0	109	138	161	.48528	159	8	8		
DIV. I NON-CONF.		7-10-0	.41176	181	1-3-0	76	132	139	.49864	139	8	9		
<hr/>														
TOTALS	RPI 1-25	RPI 26-50		W-L RECORDS		RPI 51-100		RPI 101-150		RPI 150+				
9-14-0	0-1-0	0-2-0		OVERALL		3-5-0		1-3-0		5-3-0				
6-7-0	0-0-0	0-1-0		HOME		2-4-0		0-1-0		4-1-0				
2-4-0	0-0-0	0-1-0		AWAY		1-1-0		0-0-0		1-2-0				
1-3-0	0-1-0	0-0-0		NEUTRAL		0-0-0		1-2-0		0-0-0				
7-10-0	0-1-0	0-2-0		NON-CONFERENCE		2-3-0		1-3-0		4-1-0				
5-5-0	0-0-0	0-1-0		HOME		1-2-0		0-1-0		4-1-0				
1-2-0	0-0-0	0-0-		AWAY		1-1-0		0-0-0		0-0-0				
1-3-0	0-1-0	0-0-0		NEUTRAL		0-0-0		1-2-0		0-0-0				
2-4-0	0-0-0	0-0-0		CONFERENCE		1-2-0		0-0-0		1-2-0				
1-2-0	0-0-0	0-0-0		HOME		1-2-0		0-0-0		0-0-0				
1-2-0	0-0-0	0-0-0		AWAY		0-0-0		0-0-0		1-2-0				
0-0-0	0-0-0	0-0-0		NEUTRAL		0-0-0		0-0-0		0-0-0				
<hr/>														
RPI	S	Opponent	Score		RPI	S	Opponent	Score		RPI	S	Opponent	Score	
4	N	Oklahoma	0	13	27	A	North Carolina	0	9	56	A	Grand Canyon	3	4
					30	H	South Carolina	1	9	56	A	Grand Canyon	6	5
										79	H	Elon	7	2
										82	H	NC State	2	12
										85	H	Ohio	6	8
										97	H	Marshall	5	7
										97	H	Marshall	11	6
										97	H	Marshall	0	13

Non-Div. I Games:

Charlotte

Average RPI Win: 199		WON-LOST	WINNING	LAST 10	STRENGTH OF		OPP. STRENGTH	TEAM	ADJ	CONF.	ADJ CONF.
Average RPI Loss: 100		RECORD	PCT. RANK	GAMES	SCHEDULE		OF SCHEDULE	RPI	RPI	RPI	RPI
DIV. I ONLY		12-13-0	.48	145	5-5-0		168	170	157	.4842	160
DIV. I NON-CONF.		12-13-0	.48	142	5-5-0		169	169	155	.4842	155
TOTALS		RPI 1-25	RPI 26-50		W-L RECORDS		RPI 51-100		RPI 101-150		RPI 150+
12-13-0		0-2-0	0-3-0		OVERALL		1-4-0		2-0-0		9-4-0
0-1-0		0-0-0	0-0-0		HOME		0-1-0		0-0-0		0-0-0
0-3-0		0-2-0	0-0-0		AWAY		0-1-0		0-0-0		0-0-0
12-9-0		0-0-0	0-3-0		NEUTRAL		1-2-0		2-0-0		9-4-0
12-13-0		0-2-0	0-3-0		NON-CONFERENCE		1-4-0		2-0-0		9-4-0
0-1-0		0-0-0	0-0-0		HOME		0-1-0		0-0-0		0-0-0
0-3-0		0-2-0	0-0-		AWAY		0-1-0		0-0-0		0-0-0
12-9-0		0-0-0	0-3-0		NEUTRAL		1-2-0		2-0-0		9-4-0
0-0-0		0-0-0	0-0-0		CONFERENCE		0-0-0		0-0-0		0-0-0
0-0-0		0-0-0	0-0-0		HOME		0-0-0		0-0-0		0-0-0
0-0-0		0-0-0	0-0-0		AWAY		0-0-0		0-0-0		0-0-0
0-0-0		0-0-0	0-0-0		NEUTRAL		0-0-0		0-0-0		0-0-0
RPI S	Opponent	Score	RPI S	Opponent	Score	RPI S	Opponent	Score	RPI S	Opponent	Score
17 A	Auburn	1 11	40 N	Missouri	0 7	64 A	Maryland	5 6	146 N	Massachusetts	4 1
17 A	Auburn	0 8	45 N	Wisconsin	1 13	70 N	Troy	1 6	147 N	LIU Brooklyn	9 3
			47 N	North Dakota St.	1 6	88 H	Chattanooga	1 2	157 N	Penn St.	1 2
						92 N	FIU	0 4	179 N	Stetson	3 8
						94 N	Iowa	4 2	182 N	Florida A&M	4 1
									183 N	Bethune-Cookman	8 1
									196 N	Saint Francis (PA)	7 0
									198 N	Eastern Ill.	13 4
									198 N	Eastern Ill.	5 2
									223 N	Rhode Island	3 5
									232 N	Presbyterian	8 0
									242 N	Detroit Mercy	5 3
									258 N	UMBC	0 3
									280 N	Holy Cross	10 7
									291 N	Saint Peter's	12 1
LAST 10 GAMES											
258 N	UMBC	0 3	198 N	Eastern Ill.	5 2						
291 N	Saint Peter's	12 1	146 N	Massachusetts	4 1						
64 A	Maryland	5 6	196 N	Saint Francis (PA)	7 0						
223 N	Rhode Island	3 5	280 N	Holy Cross	10 7						
45 N	Wisconsin	1 13	157 N	Penn St.	1 2						

Non-Div. I Games:

Villanova



Average RPI Win:		202	WON-LOST		WINNING		LAST 10		STRENGTH OF		OPP. STRENGTH		TEAM	ADJ		CONF.	ADJ CONF.
Average RPI Loss:		74	RECORD		PCT. RANK		GAMES		SCHEDULE		OF SCHEDULE		RPI	RPI		RPI	RPI
DIV. I ONLY			13-14-0		.48148	142	4-6-0		196		118		163	.48384	161	17	17
DIV. I NON-CONF.			13-14-0		.48148	140	4-6-0		199		116		158	.48384	156	17	17
TOTALS		RPI 1-25		RPI 26-50		W-L RECORDS		RPI 51-100		RPI 101-150		RPI 150+					
13-14-0		0-2-0		0-3-0		OVERALL		1-4-0		3-5-0		9-0-0					
1-0-0		0-0-0		0-0-0		HOME		0-0-0		0-0-0		1-0-0					
3-7-0		0-1-0		0-2-0		AWAY		0-2-0		1-2-0		2-0-0					
9-7-0		0-1-0		0-1-0		NEUTRAL		1-2-0		2-3-0		6-0-0					
13-14-0		0-2-0		0-3-0		NON-CONFERENCE		1-4-0		3-5-0		9-0-0					
1-0-0		0-0-0		0-0-0		HOME		0-0-0		0-0-0		1-0-0					
3-7-0		0-1-0		0-0-		AWAY		0-2-0		1-2-0		2-0-0					
9-7-0		0-1-0		0-1-0		NEUTRAL		1-2-0		2-3-0		6-0-0					
0-0-0		0-0-0		0-0-0		CONFERENCE		0-0-0		0-0-0		0-0-0					
0-0-0		0-0-0		0-0-0		HOME		0-0-0		0-0-0		0-0-0					
0-0-0		0-0-0		0-0-0		AWAY		0-0-0		0-0-0		0-0-0					
0-0-0		0-0-0		0-0-0		NEUTRAL		0-0-0		0-0-0		0-0-0					
RPI	S	Opponent		Score		RPI	S	Opponent		Score		RPI	S	Opponent		Score	
3	A	Washington		0	8	42	A	Houston		0	8	54	A	Seattle U		2	3
3	N	Washington		0	2	42	A	Houston		0	8	54	A	Seattle U		1	10
						44	N	Ohio St.		2	3	54	N	Seattle U		3	4
												56	N	Grand Canyon		3	2
												74	N	Southeast Mo. St.		4	14
														Nicholls St.		2	1
														Middle Tenn.		1	2
														Middle Tenn.		13	2
														Southeastern La.		7	3
														Southeastern La.		2	5
														San Diego St.		5	7
														Kennesaw St.		8	12
														San Jose St.		2	3
														Idaho St.		9	0
														Northern Colo.		8	3
														UC Santa Barbara		8	0
														Saint Louis		8	3
														Detroit Mercy		5	3
														Omaha		2	1
														Mississippi Val.		8	0
														Incarnate Word		1	0
														Incarnate Word		3	0
LAST 10 GAMES																	
54	A	Seattle U		1	10	234	A	Saint Louis		8	3						
242	N	Detroit Mercy		5	3	54	A	Seattle U		2	3						
74	N	Southeast Mo. St.		4	14	44	N	Ohio St.		2	3						
255	N	Omaha		2	1	54	N	Seattle U		3	4						
217	N	Northern Colo.		8	3	3	N	Washington		0	2						

Non-Div. I Games:

Northern Ill.

Average RPI Win:		227	WON-LOST RECORD		WINNING PCT. RANK		LAST 10 GAMES		STRENGTH OF SCHEDULE		OPP. STRENGTH OF SCHEDULE		TEAM RPI		ADJ RPI		CONF. RPI		ADJ CONF. RPI	
DIV. I ONLY			7-11-0		.38889 203		5-5-0		100		171		162		.48287 162		17		17	
DIV. I NON-CONF.			7-11-0		.38889 198		5-5-0		94		170		157		.48287 158		17		17	
TOTALS		RPI 1-25		RPI 26-50		W-L RECORDS		RPI 51-100		RPI 101-150		RPI 150+								
7-11-0		0-1-0		0-4-0		OVERALL		0-3-0		1-3-0		6-0-0								
0-0-0		0-0-0		0-0-0		HOME		0-0-0		0-0-0		0-0-0								
0-2-0		0-0-0		0-2-0		AWAY		0-0-0		0-0-0		0-0-0								
7-9-0		0-1-0		0-2-0		NEUTRAL		0-3-0		1-3-0		6-0-0								
7-11-0		0-1-0		0-4-0		NON-CONFERENCE		0-3-0		1-3-0		6-0-0								
0-0-0		0-0-0		0-0-0		HOME		0-0-0		0-0-0		0-0-0								
0-2-0		0-0-0		0-0-		AWAY		0-0-0		0-0-0		0-0-0								
7-9-0		0-1-0		0-2-0		NEUTRAL		0-3-0		1-3-0		6-0-0								
0-0-0		0-0-0		0-0-0		CONFERENCE		0-0-0		0-0-0		0-0-0								
0-0-0		0-0-0		0-0-0		HOME		0-0-0		0-0-0		0-0-0								
0-0-0		0-0-0		0-0-0		AWAY		0-0-0		0-0-0		0-0-0								
0-0-0		0-0-0		0-0-0		NEUTRAL		0-0-0		0-0-0		0-0-0								
RPI	S	Opponent		Score		RPI	S	Opponent		Score		RPI	S	Opponent		Score				
22	N	Stanford		1	5	30	N	South Carolina		2	7	71	N	South Dakota St.		0	1			
						32	A	Arizona St.		4	8	88	N	Chattanooga		1	2			
						34	N	Oregon St.		3	8	94	N	Iowa		1	6			
						38	A	South Fla.		3	5			130 N St. John's (NY)		4	5			
														146 N Massachusetts		6	5			
														196 N Saint Francis (PA)		10	8			
														212 N Binghamton		8	5			
														229 N Penn		8	1			
														242 N Detroit Mercy		5	0			
														280 N Holy Cross		4	2			
														284 N Incarnate Word		2	0			
LAST 10 GAMES																				
						146	N	Massachusetts		6	5	229	N	Penn		8	1			
						196	N	Saint Francis (PA)		10	8	71	N	South Dakota St.		0	1			
						280	N	Holy Cross		4	2	242	N	Detroit Mercy		5	0			
						88	N	Chattanooga		1	2	38	A	South Fla.		3	5			
						130	N	St. John's (NY)		4	5	30	N	South Carolina		2	7			

**Non-Div. I Games:**

Western Mich.

Average RPI Win: 218		WON-LOST	WINNING	LAST 10	STRENGTH OF		OPP. STRENGTH	TEAM	ADJ	CONF.	ADJ CONF.
Average RPI Loss: 86		RECORD	PCT. RANK	GAMES	SCHEDULE		OF SCHEDULE	RPI	RPI	RPI	RPI
DIV. I ONLY		11-11-0	.5	134	9-1-0		197	145	160	.48227	163
DIV. I NON-CONF.		11-11-0	.5	130	9-1-0		200	144	156	.48227	160
TOTALS		RPI 1-25	RPI 26-50		W-L RECORDS		RPI 51-100		RPI 101-150		RPI 150+
11-11-0	0-3-0	0-2-0		OVERALL		0-1-0		3-4-0		8-1-0	
0-0-0	0-0-0	0-0-0		HOME		0-0-0		0-0-0		0-0-0	
6-4-0	0-0-0	0-2-0		AWAY		0-0-0		3-2-0		3-0-0	
5-7-0	0-3-0	0-0-0		NEUTRAL		0-1-0		0-2-0		5-1-0	
11-11-0	0-3-0	0-2-0		NON-CONFERENCE		0-1-0		3-4-0		8-1-0	
0-0-0	0-0-0	0-0-0		HOME		0-0-0		0-0-0		0-0-0	
6-4-0	0-0-0	0-0-		AWAY		0-0-0		3-2-0		3-0-0	
5-7-0	0-3-0	0-0-0		NEUTRAL		0-1-0		0-2-0		5-1-0	
0-0-0	0-0-0	0-0-0		CONFERENCE		0-0-0		0-0-0		0-0-0	
0-0-0	0-0-0	0-0-0		HOME		0-0-0		0-0-0		0-0-0	
0-0-0	0-0-0	0-0-0		AWAY		0-0-0		0-0-0		0-0-0	
0-0-0	0-0-0	0-0-0		NEUTRAL		0-0-0		0-0-0		0-0-0	
RPI S	Opponent	Score		RPI S	Opponent	Score		RPI S	Opponent	Score	
4 N	Oklahoma	3	17	49 A	Georgia Tech	1	2	68 N	SFA	3	7
7 N	Kentucky	0	8	49 A	Georgia Tech	1	8	105 A	South Alabama	0	8
13 N	Oklahoma St.	2	13					110 N	Utah	3	11
								113 A	Nicholls St.	8	2
								113 N	Nicholls St.	1	11
								130 A	St. John's (NY)	9	3
								145 A	Kennesaw St.	10	3
								145 A	Kennesaw St.	0	2
								199 N	Albany (NY)	2	0
								224 A	Georgia St.	10	8
								251 A	Hampton	11	2
								252 N	Wagner	9	3
								252 N	Wagner	11	1
								268 A	Norfolk St.	6	0
								280 N	Holy Cross	5	0
								283 N	Iona	13	1
								287 N	Morgan St.	6	12
LAST 10 GAMES											
145 A	Kennesaw St.	0	2	130 A	St. John's (NY)	9	3				
49 A	Georgia Tech	1	2	251 A	Hampton	11	2				
280 N	Holy Cross	5	0	287 N	Morgan St.	6	12				
252 N	Wagner	11	1	283 N	Iona	13	1				
252 N	Wagner	9	3	199 N	Albany (NY)	2	0				

Non-Div. I Games:

Hofstra

Average RPI Win:		202	WON-LOST RECORD		WINNING PCT. RANK	LAST 10 GAMES		STRENGTH OF SCHEDULE		OPP. STRENGTH OF SCHEDULE	TEAM RPI	ADJ RPI	CONF. RPI	ADJ CONF. RPI			
DIV. I ONLY			14-15-0		.48276	141	6-4-0		202		106	165	.48166	164	19	19	
DIV. I NON-CONF.			8-14-0		.36364	208	0-3-0		67		136	153	.48707	153	18	18	
TOTALS		RPI 1-25		RPI 26-50		W-L RECORDS		RPI 51-100		RPI 101-150		RPI 150+					
14-15-0		0-1-0		0-3-0		OVERALL		2-5-0		1-5-0		11-1-0					
10-2-0		0-0-0		0-0-0		HOME		0-0-0		1-1-0		9-1-0					
2-3-0		0-0-0		0-1-0		AWAY		2-2-0		0-0-0		0-0-0					
2-10-0		0-1-0		0-2-0		NEUTRAL		0-3-0		0-4-0		2-0-0					
8-14-0		0-1-0		0-3-0		NON-CONFERENCE		2-5-0		1-5-0		5-0-0					
5-1-0		0-0-0		0-0-0		HOME		0-0-0		1-1-0		4-0-0					
2-3-0		0-0-0		0-0-		AWAY		2-2-0		0-0-0		0-0-0					
1-10-0		0-1-0		0-2-0		NEUTRAL		0-3-0		0-4-0		1-0-0					
6-1-0		0-0-0		0-0-0		CONFERENCE		0-0-0		0-0-0		6-1-0					
5-1-0		0-0-0		0-0-0		HOME		0-0-0		0-0-0		5-1-0					
0-0-0		0-0-0		0-0-0		AWAY		0-0-0		0-0-0		0-0-0					
1-0-0		0-0-0		0-0-0		NEUTRAL		0-0-0		0-0-0		1-0-0					
RPI	S	Opponent		Score		RPI	S	Opponent		Score		RPI	S	Opponent		Score	
14	N	Texas Tech		1	3	45	N	Wisconsin		0	8	53	A	Texas A&M		1	9
						45	N	Wisconsin		0	8	53	A	Texas A&M		7	10
						48	A	Louisiana Tech		0	3	90	N	Memphis		0	3
												91	A	FGCU		2	1
												91	A	FGCU		4	1
												92	N	FIU		0	7
												92	N	FIU		5	8
												102	N	Longwood		1	9
												102	N	Longwood		3	6
												103	H	UTSA		0	9
												122	N	Nebraska		2	14
												122	N	Nebraska		4	6
												135	H	Austin Peay		3	0
												197	H	Abilene Christian		3	5
												197	H	Abilene Christian		2	0
												197	H	Abilene Christian		5	4
												223	H	Rhode Island		4	1
												223	H	Rhode Island		2	1
												235	H	A&M-Corpus Christi		5	4
												235	H	A&M-Corpus Christi		5	4
												235	H	A&M-Corpus Christi		9	5
												235	N	A&M-Corpus Christi		4	1
												237	H	Maine		7	2
												237	H	Maine		4	2
												255	N	Omaha		7	5
LAST 10 GAMES																	
						48	A	Louisiana Tech		0	3	235	N	A&M-Corpus Christi		4	1
						102	N	Longwood		1	9	235	H	A&M-Corpus Christi		5	4
						53	A	Texas A&M		7	10	197	H	Abilene Christian		3	5
						53	A	Texas A&M		1	9	235	H	A&M-Corpus Christi		9	5
						102	N	Longwood		3	6	235	H	A&M-Corpus Christi		5	4

Non-Div. I Games:

Lamar University

Average RPI Win:		160	WON-LOST RECORD		WINNING PCT. RANK		LAST 10 GAMES		STRENGTH OF SCHEDULE		OPP. STRENGTH OF SCHEDULE		TEAM RPI		ADJ RPI		CONF. RPI		ADJ CONF. RPI				
Average RPI Loss:		92	9-21-0		.3 236		3-7-0		46		99		164		.48032 165		13		13				
DIV. I ONLY			9-21-0		.3 236		3-7-0		48		95		159		.48032 164		13		13				
DIV. I NON-CONF.			9-21-0																				
TOTALS		RPI 1-25		RPI 26-50		W-L RECORDS		RPI 51-100		RPI 101-150		RPI 150+											
9-21-0		0-5-0		0-1-0		OVERALL		2-5-0		3-8-0		4-2-0											
4-6-0		0-0-0		0-0-0		HOME		0-1-0		1-3-0		3-2-0											
2-9-0		0-4-0		0-0-0		AWAY		1-1-0		1-4-0		0-0-0											
3-6-0		0-1-0		0-1-0		NEUTRAL		1-3-0		1-1-0		1-0-0											
9-21-0		0-5-0		0-1-0		NON-CONFERENCE		2-5-0		3-8-0		4-2-0											
4-6-0		0-0-0		0-0-0		HOME		0-1-0		1-3-0		3-2-0											
2-9-0		0-4-0		0-0-		AWAY		1-1-0		1-4-0		0-0-0											
3-6-0		0-1-0		0-1-0		NEUTRAL		1-3-0		1-1-0		1-0-0											
0-0-0		0-0-0		0-0-0		CONFERENCE		0-0-0		0-0-0		0-0-0											
0-0-0		0-0-0		0-0-0		HOME		0-0-0		0-0-0		0-0-0											
0-0-0		0-0-0		0-0-0		AWAY		0-0-0		0-0-0		0-0-0											
0-0-0		0-0-0		0-0-0		NEUTRAL		0-0-0		0-0-0		0-0-0											
RPI	S	Opponent		Score		RPI	S	Opponent		Score		RPI	S	Opponent		Score							
1	A	Florida St.		1	13	29	N	Arkansas		1	6	52	N	Lipscomb		0	8	111	H	DePaul	6	0	
1	A	Florida St.		0	13							52	N	Lipscomb		0	7	111	H	DePaul	2	5	
13	N	Oklahoma St.		0	8							61	A	Jacksonville St.		2	3	121	H	North Ala.	3	7	
15	A	Ole Miss		3	6							70	A	Troy		5	3	121	H	North Ala.	1	5	
15	A	Ole Miss		2	15							77	H	Western Ky.		1	8	123	N	UNI	6	5	
												79	N	Elon		4	0	132	A	UAB	1	6	
												79	N	Elon		2	8	137	N	Campbell	0	5	
																		140	A	McNeese	0	8	
																		140	A	McNeese	4	2	
																		150	A	Murray St.	1	5	
																		150	A	Murray St.	1	4	
																		198	H	Eastern Ill.	7	4	
																		218	N	Purdue Fort Wayne	5	2	
																		220	H	Houston Baptist	2	6	
																		224	H	Georgia St.	5	1	
																		250	H	Evansville	3	4	
																		279	H	Jackson St.	6	5	
LAST 10 GAMES																							
				218	N	Purdue Fort Wayne		5	2	15	A	Ole Miss		2	15								
				77	H	Western Ky.		1	8	132	A	UAB		1	6								
				121	H	North Ala.		3	7	150	A	Murray St.		1	4								
				15	A	Ole Miss		3	6	123	N	UNI		6	5								
				13	N	Oklahoma St.		0	8	150	A	Murray St.		1	5								

Non-Div. I Games:

Samford

Average RPI Win:	183	WON-LOST RECORD	WINNING PCT. RANK	LAST 10 GAMES	STRENGTH OF SCHEDULE	OPP. STRENGTH OF SCHEDULE	TEAM RPI	ADJ RPI	CONF. RPI	ADJ CONF. RPI				
DIV. I ONLY		12-16-0	.42857 174	5-5-0	138	216	166	.47863 166	10	10				
DIV. I NON-CONF.		12-16-0	.42857 172	5-5-0	130	219	163	.47863 165	10	10				
<hr/>														
TOTALS	RPI 1-25	RPI 26-50		W-L RECORDS	RPI 51-100		RPI 101-150		RPI 150+					
12-16-0	0-1-0	0-1-0		OVERALL	2-6-0		0-3-0		10-5-0					
11-10-0	0-1-0	0-1-0		HOME	2-1-0		0-2-0		9-5-0					
0-5-0	0-0-0	0-0-0		AWAY	0-5-0		0-0-0		0-0-0					
1-1-0	0-0-0	0-0-0		NEUTRAL	0-0-0		0-1-0		1-0-0					
<hr/>														
12-16-0	0-1-0	0-1-0		NON-CONFERENCE	2-6-0		0-3-0		10-5-0					
11-10-0	0-1-0	0-1-0		HOME	2-1-0		0-2-0		9-5-0					
0-5-0	0-0-0	0-0-		AWAY	0-5-0		0-0-0		0-0-0					
1-1-0	0-0-0	0-0-0		NEUTRAL	0-0-0		0-1-0		1-0-0					
<hr/>														
0-0-0	0-0-0	0-0-0		CONFERENCE	0-0-0		0-0-0		0-0-0					
0-0-0	0-0-0	0-0-0		HOME	0-0-0		0-0-0		0-0-0					
0-0-0	0-0-0	0-0-0		AWAY	0-0-0		0-0-0		0-0-0					
0-0-0	0-0-0	0-0-0		NEUTRAL	0-0-0		0-0-0		0-0-0					
<hr/>														
RPI S	Opponent	Score	RPI S	Opponent	Score	RPI S	Opponent	Score	RPI S	Opponent	Score			
9 H	Florida	0 5	49 H	Georgia Tech	8 13	59 H	USC Upstate	0 4	123 H	UNI	2 6			
						59 H	USC Upstate	3 2	135 N	Austin Peay	2 9			
						61 A	Jacksonville St.	1 7	147 H	LIU Brooklyn	0 5			
						61 A	Jacksonville St.	4 9	152 H	Col. of Charleston	5 4			
						61 A	Jacksonville St.	5 7	167 H	Providence	6 0			
						71 H	South Dakota St.	2 1	169 H	Colgate	1 2			
						81 A	Coastal Caro.	1 3	177 H	UNCW	9 2			
						81 A	Coastal Caro.	4 7	189 H	UMass Lowell	8 0			
												189 H	UMass Lowell	1 6
												192 H	Harvard	8 0
												192 H	Harvard	2 3
												206 N	Radford	5 2
												226 H	Georgetown	5 1
												232 H	Presbyterian	10 3
												248 H	Charleston So.	8 0
												260 H	Cleveland St.	1 2
												280 H	Holy Cross	7 6
												280 H	Holy Cross	1 2
<hr/>														
LAST 10 GAMES														
						260 H	Cleveland St.	1 2	61 A	Jacksonville St.	4 9			
						59 H	USC Upstate	3 2	59 H	USC Upstate	0 4			
						61 A	Jacksonville St.	1 7	248 H	Charleston So.	8 0			
						280 H	Holy Cross	7 6	177 H	UNCW	9 2			
						61 A	Jacksonville St.	5 7	232 H	Presbyterian	10 3			

**Non-Div. I Games:**

Jacksonville

Average RPI Win:	167	WON-LOST RECORD	WINNING PCT. RANK	LAST 10 GAMES	STRENGTH OF SCHEDULE	OPP. STRENGTH OF SCHEDULE	TEAM RPI	ADJ RPI	CONF. RPI	ADJ CONF. RPI	
DIV. I ONLY	12-10-0	.54545	115	6-4-0	259	92	175	.47765	167	22	22
DIV. I NON-CONF.	12-10-0	.54545	112	6-4-0	260	88	177	.47765	167	22	22
<hr/>											
TOTALS	RPI 1-25	RPI 26-50		W-L RECORDS	RPI 51-100		RPI 101-150		RPI 150+		
12-10-0	0-0-0	2-0-0		OVERALL	0-2-0		0-1-0		10-7-0		
0-0-0	0-0-0	0-0-0		HOME	0-0-0		0-0-0		0-0-0		
0-1-0	0-0-0	0-0-0		AWAY	0-0-0		0-0-0		0-1-0		
12-9-0	0-0-0	2-0-0		NEUTRAL	0-2-0		0-1-0		10-6-0		
<hr/>											
12-10-0	0-0-0	2-0-0		NON-CONFERENCE	0-2-0		0-1-0		10-7-0		
0-0-0	0-0-0	0-0-0		HOME	0-0-0		0-0-0		0-0-0		
0-1-0	0-0-0	0-0-		AWAY	0-0-0		0-0-0		0-1-0		
12-9-0	0-0-0	2-0-0		NEUTRAL	0-2-0		0-1-0		10-6-0		
<hr/>											
0-0-0	0-0-0	0-0-0		CONFERENCE	0-0-0		0-0-0		0-0-0		
0-0-0	0-0-0	0-0-0		HOME	0-0-0		0-0-0		0-0-0		
0-0-0	0-0-0	0-0-0		AWAY	0-0-0		0-0-0		0-0-0		
0-0-0	0-0-0	0-0-0		NEUTRAL	0-0-0		0-0-0		0-0-0		
<hr/>											
RPI	S	Opponent	Score	RPI	S	Opponent	Score	RPI	S	Opponent	Score
				49	N	Georgia Tech	4 3				
				49	N	Georgia Tech	4 3				
								71	N	South Dakota St.	1 4
								99	N	Towson	5 6
								146	N	Massachusetts	1 3
								151	N	Saint Joseph's	3 2
								151	N	Saint Joseph's	1 5
								153	N	Furman	5 4
								166	A	Jacksonville	0 6
								169	N	Colgate	0 1
								169	N	Colgate	3 1
								170	N	Kansas	1 2
								179	N	Stetson	2 7
								180	N	Central Mich.	5 0
								182	N	Florida A&M	8 0
								183	N	Bethune-Cookman	6 1
								189	N	UMass Lowell	5 3
								189	N	UMass Lowell	4 7
								196	N	Saint Francis (PA)	2 1
								213	N	Columbia	3 7
								231	N	Army West Point	4 3
								269	N	Lafayette	7 1
				LAST 10 GAMES							
				269	N	Lafayette	7 1	169	N	Colgate	3 1
				182	N	Florida A&M	8 0	71	N	South Dakota St.	1 4
				169	N	Colgate	0 1	151	N	Saint Joseph's	3 2
				213	N	Columbia	3 7	196	N	Saint Francis (PA)	2 1
				99	N	Towson	5 6	231	N	Army West Point	4 3

Non-Div. I Games:

Providence

Average RPI Win:		210	WON-LOST RECORD		WINNING PCT. RANK		LAST 10 GAMES		STRENGTH OF SCHEDULE		OPP. STRENGTH OF SCHEDULE		TEAM RPI		ADJ RPI		CONF. RPI		ADJ CONF. RPI	
DIV. I ONLY			10-15-0		.4 189		4-6-0		126		189		169		.47737 168		25		25	
DIV. I NON-CONF.			10-15-0		.4 185		4-6-0		122		190		169		.47737 168		25		25	
TOTALS		RPI 1-25		RPI 26-50		W-L RECORDS		RPI 51-100		RPI 101-150		RPI 150+								
10-15-0		1-4-0		0-2-0		OVERALL		0-2-0		1-3-0		8-4-0								
0-0-0		0-0-0		0-0-0		HOME		0-0-0		0-0-0		0-0-0								
2-10-0		0-3-0		0-0-0		AWAY		0-1-0		1-3-0		1-3-0								
8-5-0		1-1-0		0-2-0		NEUTRAL		0-1-0		0-0-0		7-1-0								
10-15-0		1-4-0		0-2-0		NON-CONFERENCE		0-2-0		1-3-0		8-4-0								
0-0-0		0-0-0		0-0-0		HOME		0-0-0		0-0-0		0-0-0								
2-10-0		0-3-0		0-0-		AWAY		0-1-0		1-3-0		1-3-0								
8-5-0		1-1-0		0-2-0		NEUTRAL		0-1-0		0-0-0		7-1-0								
0-0-0		0-0-0		0-0-0		CONFERENCE		0-0-0		0-0-0		0-0-0								
0-0-0		0-0-0		0-0-0		HOME		0-0-0		0-0-0		0-0-0								
0-0-0		0-0-0		0-0-0		AWAY		0-0-0		0-0-0		0-0-0								
0-0-0		0-0-0		0-0-0		NEUTRAL		0-0-0		0-0-0		0-0-0								
RPI	S	Opponent		Score		RPI	S	Opponent		Score		RPI	S	Opponent		Score				
6	A	LSU		0	8	36	N	UNLV		0	7	94	N	Iowa		3	5			
6	A	LSU		0	10	36	N	UNLV		0	7	100	A	Liberty		0	1			
22	A	Stanford		1	2									112 A Sacramento St.		1	0			
25	N	Tulsa		4	2									136 A Pacific		2	3			
25	N	Tulsa		0	1									136 A Pacific		0	3			
														148 A San Jose St.		2	4			
														188 N Princeton		3	0			
														189 N UMass Lowell		1	4			
														191 N Valparaiso		7	1			
														192 A Harvard		8	9			
														244 N Manhattan		4	3			
														244 N Manhattan		5	3			
														247 A Saint Mary's (CA)		1	2			
														247 A Saint Mary's (CA)		1	6			
														256 N Santa Clara		8	4			
														267 N Brown		9	0			
														285 A Howard		11	3			
														289 N Delaware St.		11	4			
LAST 10 GAMES																				
112	A	Sacramento St.		1	0	244	N	Manhattan		4	3									
285	A	Howard		11	3	247	A	Saint Mary's (CA)		1	6									
100	A	Liberty		0	1	244	N	Manhattan		5	3									
289	N	Delaware St.		11	4	247	A	Saint Mary's (CA)		1	2									
136	A	Pacific		2	3	136	A	Pacific		0	3									

**Non-Div. I Games:**

Bucknell



Average RPI Win: 216		WON-LOST	WINNING	LAST 10	STRENGTH OF		OPP. STRENGTH	TEAM	ADJ		CONF.	ADJ CONF.	
Average RPI Loss: 122		RECORD	PCT. RANK	GAMES	SCHEDULE		OF SCHEDULE	RPI	RPI		RPI	RPI	
DIV. I ONLY		11-12-0	.47826	147	4-6-0		171	241	167	.4765	169	25	25
DIV. I NON-CONF.		11-12-0	.47826	144	4-6-0		174	245	167	.4765	169	25	25
TOTALS		RPI 1-25	RPI 26-50		W-L RECORDS		RPI 51-100		RPI 101-150		RPI 150+		
11-12-0	0-0-0	0-2-0		OVERALL		0-5-0		1-0-0		10-5-0			
0-0-0	0-0-0	0-0-0		HOME		0-0-0		0-0-0		0-0-0			
2-4-0	0-0-0	0-2-0		AWAY		0-1-0		0-0-0		2-1-0			
9-8-0	0-0-0	0-0-0		NEUTRAL		0-4-0		1-0-0		8-4-0			
11-12-0	0-0-0	0-2-0		NON-CONFERENCE		0-5-0		1-0-0		10-5-0			
0-0-0	0-0-0	0-0-0		HOME		0-0-0		0-0-0		0-0-0			
2-4-0	0-0-0	0-0-		AWAY		0-1-0		0-0-0		2-1-0			
9-8-0	0-0-0	0-0-0		NEUTRAL		0-4-0		1-0-0		8-4-0			
0-0-0	0-0-0	0-0-0		CONFERENCE		0-0-0		0-0-0		0-0-0			
0-0-0	0-0-0	0-0-0		HOME		0-0-0		0-0-0		0-0-0			
0-0-0	0-0-0	0-0-0		AWAY		0-0-0		0-0-0		0-0-0			
0-0-0	0-0-0	0-0-0		NEUTRAL		0-0-0		0-0-0		0-0-0			
RPI S	Opponent	Score	RPI S	Opponent	Score	RPI S	Opponent	Score	RPI S	Opponent	Score		
			38 A	South Fla.	0 1	59 N	USC Upstate	2 3	114 N	Middle Tenn.	2 1		
			38 A	South Fla.	0 4	71 N	South Dakota St.	7 9	166 A	Jacksonville	2 1		
						71 N	South Dakota St.	0 1	167 N	Providence	1 3		
						71 N	South Dakota St.	0 8	167 N	Providence	1 0		
						95 A	North Florida	1 7	182 N	Florida A&M	3 16		
									190 N	Toledo	1 0		
									198 N	Eastern Ill.	4 13		
									199 A	Albany (NY)	7 9		
									215 A	George Mason	5 2		
									226 N	Georgetown	5 0		
									242 N	Detroit Mercy	6 4		
									244 N	Manhattan	8 3		
									267 N	Brown	2 1		
									271 N	Drexel	3 5		
									272 N	Quinnipiac	7 6		
									272 N	Quinnipiac	10 2		
LAST 10 GAMES													
			38 A	South Fla.	0 1	272 N	Quinnipiac	7 6					
			167 N	Providence	1 0	167 N	Providence	1 3					
			182 N	Florida A&M	3 16	38 A	South Fla.	0 4					
			272 N	Quinnipiac	10 2	198 N	Eastern Ill.	4 13					
			267 N	Brown	2 1	59 N	USC Upstate	2 3					

Non-Div. I Games:

Colgate

Average RPI Win: 167		WON-LOST	WINNING	LAST 10	STRENGTH OF		OPP. STRENGTH	TEAM	ADJ	CONF.	ADJ CONF.		
Average RPI Loss: 72		RECORD	PCT. RANK	GAMES	SCHEDULE		OF SCHEDULE	RPI	RPI	RPI	RPI		
DIV. I ONLY		7-19-0	.26923	244	4-6-0		50	75	172	.47614	170	3	3
DIV. I NON-CONF.		7-19-0	.26923	242	4-6-0		50	63	172	.47614	170	3	3
TOTALS		RPI 1-25	RPI 26-50		W-L RECORDS		RPI 51-100		RPI 101-150		RPI 150+		
7-19-0		0-4-0	0-5-0		OVERALL		0-5-0		4-3-0		3-2-0		
3-5-0		0-2-0	0-0-0		HOME		0-2-0		2-0-0		1-1-0		
0-4-0		0-1-0	0-1-0		AWAY		0-1-0		0-1-0		0-0-0		
4-10-0		0-1-0	0-4-0		NEUTRAL		0-2-0		2-2-0		2-1-0		
7-19-0		0-4-0	0-5-0		NON-CONFERENCE		0-5-0		4-3-0		3-2-0		
3-5-0		0-2-0	0-0-0		HOME		0-2-0		2-0-0		1-1-0		
0-4-0		0-1-0	0-0-		AWAY		0-1-0		0-1-0		0-0-0		
4-10-0		0-1-0	0-4-0		NEUTRAL		0-2-0		2-2-0		2-1-0		
0-0-0		0-0-0	0-0-0		CONFERENCE		0-0-0		0-0-0		0-0-0		
0-0-0		0-0-0	0-0-0		HOME		0-0-0		0-0-0		0-0-0		
0-0-0		0-0-0	0-0-0		AWAY		0-0-0		0-0-0		0-0-0		
0-0-0		0-0-0	0-0-0		NEUTRAL		0-0-0		0-0-0		0-0-0		
RPI S	Opponent	Score	RPI S	Opponent	Score	RPI S	Opponent	Score	RPI S	Opponent	Score		
10 A	Tennessee	0 9	32 A	Arizona St.	6 14	55 N	Louisville	3 5	110 N	Utah	4 6		
22 N	Stanford	3 12	33 N	Mississippi St.	3 6	74 H	Southeast Mo. St.	0 2	115 A	Duke	7 8		
25 H	Tulsa	0 4	40 N	Missouri	2 3	74 H	Southeast Mo. St.	1 2	122 H	Nebraska	2 0		
25 H	Tulsa	5 11	40 N	Missouri	0 12	82 A	NC State	1 4	122 H	Nebraska	1 0		
			41 N	Oregon	5 14	94 N	Iowa	1 2	126 N	Virginia	5 2		
									137 N	Campbell	3 9		
									146 N	Massachusetts	4 2		
									167 N	Providence	2 1		
									171 H	UMKC	4 5		
									183 N	Bethune-Cookman	1 3		
									237 H	Maine	6 4		
									248 N	Charleston So.	6 0		
LAST 10 GAMES													
74 H	Southeast Mo. St.	1 2	25 H	Tulsa	5 11								
137 N	Campbell	3 9	171 H	UMKC	4 5								
122 H	Nebraska	1 0	74 H	Southeast Mo. St.	0 2								
25 H	Tulsa	0 4	237 H	Maine	6 4								
122 H	Nebraska	2 0	248 N	Charleston So.	6 0								

Non-Div. I Games:

Kansas

Average RPI Win: 216		WON-LOST	WINNING	LAST 10	STRENGTH OF	OPP. STRENGTH	TEAM	ADJ	CONF.	ADJ CONF.			
Average RPI Loss: 151		RECORD	PCT. RANK	GAMES	SCHEDULE	OF SCHEDULE	RPI	RPI	RPI	RPI			
DIV. I ONLY		17-10-0	.62963	71	4-6-0	261	240	168	.47575	171	16	16	
DIV. I NON-CONF.		17-10-0	.62963	76	4-6-0	264	244	168	.47575	171	16	16	
<hr/>													
TOTALS		RPI 1-25		RPI 26-50		W-L RECORDS		RPI 51-100		RPI 101-150		RPI 150+	
17-10-0		0-0-0		0-0-0		OVERALL		1-3-0		1-2-0		15-5-0	
2-3-0		0-0-0		0-0-0		HOME		1-1-0		0-0-0		1-2-0	
3-3-0		0-0-0		0-0-0		AWAY		0-0-0		1-1-0		2-2-0	
12-4-0		0-0-0		0-0-0		NEUTRAL		0-2-0		0-1-0		12-1-0	
17-10-0		0-0-0		0-0-0		NON-CONFERENCE		1-3-0		1-2-0		15-5-0	
2-3-0		0-0-0		0-0-0		HOME		1-1-0		0-0-0		1-2-0	
3-3-0		0-0-0		0-0-		AWAY		0-0-0		1-1-0		2-2-0	
12-4-0		0-0-0		0-0-0		NEUTRAL		0-2-0		0-1-0		12-1-0	
0-0-0		0-0-0		0-0-0		CONFERENCE		0-0-0		0-0-0		0-0-0	
0-0-0		0-0-0		0-0-0		HOME		0-0-0		0-0-0		0-0-0	
0-0-0		0-0-0		0-0-0		AWAY		0-0-0		0-0-0		0-0-0	
0-0-0		0-0-0		0-0-0		NEUTRAL		0-0-0		0-0-0		0-0-0	
RPI	S	Opponent	Score	RPI	S	Opponent	Score	RPI	S	Opponent	Score		
						71 H	South Dakota St.	6	4	101 A	Loyola Chicago	0	1
						71 H	South Dakota St.	8	10	111 N	DePaul	1	2
						74 N	Southeast Mo. St.	2	8	144 A	Ga. Southern	2	1
						74 N	Southeast Mo. St.	2	8	170 A	Kansas	5	4
										175 H	Creighton	7	4
										175 H	Creighton	1	4
										175 H	Creighton	4	10
										185 N	Western Ill.	9	1
										197 A	Abilene Christian	8	2
										208 A	Alabama St.	2	7
										228 N	IUPUI	3	2
										228 N	IUPUI	10	0
										228 N	IUPUI	12	5
										232 N	Presbyterian	10	7
										237 N	Maine	4	5
										237 N	Maine	8	2
										237 N	Maine	7	0
										242 N	Detroit Mercy	9	0
										245 N	Mt. St. Mary's	7	1
										275 N	Morehead St.	9	2
										285 A	Howard	3	4
										285 N	Howard	7	0
										294 N	Grambling	7	0
LAST 10 GAMES													
				175 H	Creighton	1	4	71 H	South Dakota St.	8	10		
				237 N	Maine	4	5	71 H	South Dakota St.	6	4		
				197 A	Abilene Christian	8	2	175 H	Creighton	4	10		
				237 N	Maine	7	0	175 H	Creighton	7	4		
				285 A	Howard	3	4	170 A	Kansas	5	4		

Non-Div. I Games:

UMKC

Average RPI Win:	165	WON-LOST RECORD	WINNING PCT. RANK	LAST 10 GAMES	STRENGTH OF SCHEDULE	OPP. STRENGTH OF SCHEDULE	TEAM RPI	ADJ RPI	CONF. RPI	ADJ CONF. RPI		
Average RPI Loss:	68											
DIV. I ONLY		6-21-0	.22222	259	3-7-0	38	63	174	.47563	172	12	12
DIV. I NON-CONF.		6-21-0	.22222	256	3-7-0	39	57	174	.47563	172	12	12
<hr/>												
TOTALS	RPI 1-25	RPI 26-50		W-L RECORDS		RPI 51-100		RPI 101-150		RPI 150+		
6-21-0	0-6-0	1-3-0		OVERALL		0-8-0		1-2-0		4-2-0		
1-4-0	0-0-0	0-0-0		HOME		0-3-0		0-0-0		1-1-0		
1-2-0	0-1-0	0-0-0		AWAY		0-1-0		0-0-0		1-0-0		
4-15-0	0-5-0	1-3-0		NEUTRAL		0-4-0		1-2-0		2-1-0		
6-21-0	0-6-0	1-3-0		NON-CONFERENCE		0-8-0		1-2-0		4-2-0		
1-4-0	0-0-0	0-0-0		HOME		0-3-0		0-0-0		1-1-0		
1-2-0	0-1-0	0-0-		AWAY		0-1-0		0-0-0		1-0-0		
4-15-0	0-5-0	1-3-0		NEUTRAL		0-4-0		1-2-0		2-1-0		
0-0-0	0-0-0	0-0-0		CONFERENCE		0-0-0		0-0-0		0-0-0		
0-0-0	0-0-0	0-0-0		HOME		0-0-0		0-0-0		0-0-0		
0-0-0	0-0-0	0-0-0		AWAY		0-0-0		0-0-0		0-0-0		
0-0-0	0-0-0	0-0-0		NEUTRAL		0-0-0		0-0-0		0-0-0		
RPI S	Opponent	Score	RPI S	Opponent	Score	RPI S	Opponent	Score	RPI S	Opponent	Score	
3 N	Washington	2 4	31 N	Colorado St.	2 1	53 N	Texas A&M	2 4	134 N	San Diego St.	2 8	
15 N	Ole Miss	2 5	32 N	Arizona St.	1 11	57 N	Fresno St.	0 8	143 N	Portland St.	4 6	
16 N	Northwestern	2 6	34 N	Oregon St.	0 3	67 H	Iowa St.	2 4	143 N	Portland St.	7 3	
20 N	Illinois	1 9	47 N	North Dakota St.	0 8	67 H	Iowa St.	3 6	158 H	Utah St.	0 4	
20 N	Illinois	1 4				67 H	Iowa St.	2 8	158 H	Utah St.	8 6	
22 A	Stanford	5 13				75 A	Loyola Marymount	4 9	205 N	California Baptist	3 1	
						75 N	Loyola Marymount	6 7	214 A	San Diego	7 3	
						97 N	Marshall	5 6	230 N	Montana	2 4	
									236 N	Dartmouth	5 4	
<hr/>												
LAST 10 GAMES												
20 N	Illinois	1 4	67 H	Iowa St.	2 8							
205 N	California Baptist	3 1	158 H	Utah St.	8 6							
236 N	Dartmouth	5 4	67 H	Iowa St.	3 6							
20 N	Illinois	1 9	67 H	Iowa St.	2 4							
75 A	Loyola Marymount	4 9	158 H	Utah St.	0 4							

Non-Div. I Games:

Cal Poly

Average RPI Win: 169		WON-LOST RECORD		WINNING PCT. RANK		LAST 10 GAMES		STRENGTH OF SCHEDULE		OPP. STRENGTH OF SCHEDULE		TEAM RPI		ADJ RPI		CONF. RPI		ADJ CONF. RPI	
DIV. I ONLY		5-7-0		.41667 179		5-5-0		158		125		171		.47552 173		24		24	
DIV. I NON-CONF.		5-7-0		.41667 178		5-5-0		161		128		171		.47552 173		24		24	
TOTALS		RPI 1-25		RPI 26-50		W-L RECORDS		RPI 51-100		RPI 101-150		RPI 150+							
5-7-0		0-0-0		0-2-0		OVERALL		0-2-0		2-0-0		3-3-0							
0-0-0		0-0-0		0-0-0		HOME		0-0-0		0-0-0		0-0-0							
2-3-0		0-0-0		0-1-0		AWAY		0-2-0		2-0-0		0-0-0							
3-4-0		0-0-0		0-1-0		NEUTRAL		0-0-0		0-0-0		3-3-0							
5-7-0		0-0-0		0-2-0		NON-CONFERENCE		0-2-0		2-0-0		3-3-0							
0-0-0		0-0-0		0-0-0		HOME		0-0-0		0-0-0		0-0-0							
2-3-0		0-0-0		0-0-		AWAY		0-2-0		2-0-0		0-0-0							
3-4-0		0-0-0		0-1-0		NEUTRAL		0-0-0		0-0-0		3-3-0							
0-0-0		0-0-0		0-0-0		CONFERENCE		0-0-0		0-0-0		0-0-0							
0-0-0		0-0-0		0-0-0		HOME		0-0-0		0-0-0		0-0-0							
0-0-0		0-0-0		0-0-0		AWAY		0-0-0		0-0-0		0-0-0							
0-0-0		0-0-0		0-0-0		NEUTRAL		0-0-0		0-0-0		0-0-0							
RPI	S	Opponent		Score		RPI	S	Opponent		Score		RPI	S	Opponent		Score			
				31	A	Colorado St.	1	9	51	A	Fla. Atlantic	3	7	117	A	George Washington	6	5	
				47	N	North Dakota St.	0	7	92	A	FIU	0	3	117	A	George Washington	6	5	
														155	N	Yale	2	8	
														182	N	Florida A&M	11	1	
														201	N	Oakland	5	3	
														211	N	Idaho St.	8	10	
														226	N	Georgetown	3	4	
														226	N	Georgetown	8	1	
LAST 10 GAMES																			
				201	N	Oakland	5	3	47	N	North Dakota St.	0	7						
				226	N	Georgetown	8	1	92	A	FIU	0	3						
				117	A	George Washington	6	5	182	N	Florida A&M	11	1						
				226	N	Georgetown	3	4	51	A	Fla. Atlantic	3	7						
				117	A	George Washington	6	5	155	N	Yale	2	8						

Non-Div. I Games:

Stony Brook

Average RPI Win: 219		WON-LOST	WINNING	LAST 10	STRENGTH OF	OPP. STRENGTH	TEAM	ADJ	CONF.	ADJ CONF.		
Average RPI Loss: 147		RECORD	PCT. RANK	GAMES	SCHEDULE	OF SCHEDULE	RPI	RPI	RPI	RPI		
DIV. I ONLY		13-10-2	.56	108	4-6-0	226	260	170	.47336	174	13	13
DIV. I NON-CONF.		13-10-2	.56	108	4-6-0	223	263	170	.47336	176	13	13
<hr/>												
TOTALS		RPI 1-25		RPI 26-50		W-L RECORDS		RPI 51-100		RPI 101-150		RPI 150+
13-10-2		0-0-0		0-1-0		OVERALL		0-2-0		3-2-0		10-5-2
2-2-0		0-0-0		0-0-0		HOME		0-0-0		0-0-0		2-2-0
4-5-1		0-0-0		0-0-0		AWAY		0-2-0		2-2-0		2-1-1
7-3-1		0-0-0		0-1-0		NEUTRAL		0-0-0		1-0-0		6-2-1
13-10-2		0-0-0		0-1-0		NON-CONFERENCE		0-2-0		3-2-0		10-5-2
2-2-0		0-0-0		0-0-0		HOME		0-0-0		0-0-0		2-2-0
4-5-1		0-0-0		0-0-		AWAY		0-2-0		2-2-0		2-1-1
7-3-1		0-0-0		0-1-0		NEUTRAL		0-0-0		1-0-0		6-2-1
0-0-0		0-0-0		0-0-0		CONFERENCE		0-0-0		0-0-0		0-0-0
0-0-0		0-0-0		0-0-0		HOME		0-0-0		0-0-0		0-0-0
0-0-0		0-0-0		0-0-0		AWAY		0-0-0		0-0-0		0-0-0
0-0-0		0-0-0		0-0-0		NEUTRAL		0-0-0		0-0-0		0-0-0
RPI	S	Opponent		Score		RPI	S	Opponent		Score		

Non-Div. I Games:

ETSU

Average RPI Win:	182	WON-LOST	WINNING	LAST 10	STRENGTH OF	OPP. STRENGTH	TEAM	ADJ	CONF.	ADJ CONF.			
Average RPI Loss:	127	RECORD	PCT. RANK	GAMES	SCHEDULE	OF SCHEDULE	RPI	RPI	RPI	RPI			
DIV. I ONLY	9-9-0	.5	134	6-4-0	213	196	176	.47332	175	22	22		
DIV. I NON-CONF.	9-9-0	.5	130	6-4-0	212	200	178	.47332	177	22	22		
<hr/>													
TOTALS	RPI 1-25	RPI 26-50		W-L RECORDS		RPI 51-100		RPI 101-150		RPI 150+			
9-9-0	0-0-0	0-0-0		OVERALL		2-5-0		0-1-0		7-3-0			
1-0-0	0-0-0	0-0-0		HOME		0-0-0		0-0-0		1-0-0			
3-4-0	0-0-0	0-0-0		AWAY		1-3-0		0-0-0		2-1-0			
5-5-0	0-0-0	0-0-0		NEUTRAL		1-2-0		0-1-0		4-2-0			
9-9-0	0-0-0	0-0-0		NON-CONFERENCE		2-5-0		0-1-0		7-3-0			
1-0-0	0-0-0	0-0-0		HOME		0-0-0		0-0-0		1-0-0			
3-4-0	0-0-0	0-0-		AWAY		1-3-0		0-0-0		2-1-0			
5-5-0	0-0-0	0-0-0		NEUTRAL		1-2-0		0-1-0		4-2-0			
0-0-0	0-0-0	0-0-0		CONFERENCE		0-0-0		0-0-0		0-0-0			
0-0-0	0-0-0	0-0-0		HOME		0-0-0		0-0-0		0-0-0			
0-0-0	0-0-0	0-0-0		AWAY		0-0-0		0-0-0		0-0-0			
0-0-0	0-0-0	0-0-0		NEUTRAL		0-0-0		0-0-0		0-0-0			
RPI	S	Opponent	Score	RPI	S	Opponent	Score	RPI	S	Opponent	Score		
						66 A	Southern Ill.	0	1	141 N	New Mexico	0	8
						66 A	Southern Ill.	2	1	156 H	Northwestern St.	5	2
						71 N	South Dakota St.	1	0	171 A	UMKC	4	7
						71 N	South Dakota St.	0	5	171 A	UMKC	4	1
						72 N	North Texas	3	7	171 A	UMKC	10	4
						93 A	New Mexico St.	1	9	184 N	UTEP	13	5
						93 A	New Mexico St.	4	11	184 N	UTEP	4	13
										234 N	Saint Louis	5	4
										250 N	Evansville	2	4
										292 N	Ark.-Pine Bluff	10	0
										292 N	Ark.-Pine Bluff	9	0
<hr/>													
LAST 10 GAMES													
						171 A	UMKC	4	1	66 A	Southern Ill.	2	1
						71 N	South Dakota St.	1	0	250 N	Evansville	2	4
						171 A	UMKC	10	4	66 A	Southern Ill.	0	1
						71 N	South Dakota St.	0	5	234 N	Saint Louis	5	4
						171 A	UMKC	4	7	292 N	Ark.-Pine Bluff	9	0

Non-Div. I Games:

Creighton

Average RPI Win:	195	WON-LOST	WINNING	LAST 10	STRENGTH OF	OPP. STRENGTH	TEAM	ADJ	CONF.	ADJ CONF.	
Average RPI Loss:	131	RECORD	PCT. RANK	GAMES	SCHEDULE	OF SCHEDULE	RPI	RPI	RPI	RPI	
DIV. I ONLY	9-11-0	.45	167	3-7-0	186	187	178	.47204	176	13	13
DIV. I NON-CONF.	9-11-0	.45	164	3-7-0	192	188	180	.47204	178	13	13
TOTALS	RPI 1-25	RPI 26-50	W-L RECORDS	RPI 51-100	RPI 101-150	RPI 150+					
9-11-0	0-0-0	0-3-0	OVERALL	2-1-0	0-4-0	7-3-0					
1-0-0	0-0-0	0-0-0	HOME	0-0-0	0-0-0	1-0-0					
7-5-0	0-0-0	0-1-0	AWAY	1-1-0	0-2-0	6-1-0					
1-6-0	0-0-0	0-2-0	NEUTRAL	1-0-0	0-2-0	0-2-0					
9-11-0	0-0-0	0-3-0	NON-CONFERENCE	2-1-0	0-4-0	7-3-0					
1-0-0	0-0-0	0-0-0	HOME	0-0-0	0-0-0	1-0-0					
7-5-0	0-0-0	0-0-	AWAY	1-1-0	0-2-0	6-1-0					
1-6-0	0-0-0	0-2-0	NEUTRAL	1-0-0	0-2-0	0-2-0					
0-0-0	0-0-0	0-0-0	CONFERENCE	0-0-0	0-0-0	0-0-0					
0-0-0	0-0-0	0-0-0	HOME	0-0-0	0-0-0	0-0-0					
0-0-0	0-0-0	0-0-0	AWAY	0-0-0	0-0-0	0-0-0					
0-0-0	0-0-0	0-0-0	NEUTRAL	0-0-0	0-0-0	0-0-0					
RPI	S	Opponent	Score	RPI	S	Opponent	Score	RPI	S	Opponent	Score
				34	N	Oregon St.	0 7	61	N	Jacksonville St.	8 6
				34	N	Oregon St.	0 2	75	A	Loyola Marymount	0 8
				49	A	Georgia Tech	6 9	75	A	Loyola Marymount	3 2
										128	N
										UT Martin	3 7
										141	N
										New Mexico	0 10
										145	A
										Kennesaw St.	1 7
										145	A
										Kennesaw St.	2 10
										187	H
										Sacred Heart	3 1
										208	A
										Alabama St.	9 8
										218	N
										Purdue Fort Wayne	7 8
										222	A
										UC Santa Barbara	0 7
										222	A
										UC Santa Barbara	10 7
										224	A
										Georgia St.	6 3
										224	A
										Georgia St.	5 4
										253	N
										Alabama A&M	1 4
										278	A
										N.C. Central	6 3
										278	A
										N.C. Central	3 2
LAST 10 GAMES											
				222	A	UC Santa Barbara	10 7	34	N	Oregon St.	0 2
				145	A	Kennesaw St.	2 10	34	N	Oregon St.	0 7
				278	A	N.C. Central	3 2	75	A	Loyola Marymount	0 8
				224	A	Georgia St.	5 4	141	N	New Mexico	0 10
				222	A	UC Santa Barbara	0 7	75	A	Loyola Marymount	3 2

Non-Div. I Games:

Western Caro.



UNCW

Average RPI Win:		217	WON-LOST RECORD		WINNING PCT. RANK		LAST 10 GAMES		STRENGTH OF SCHEDULE		OPP. STRENGTH OF SCHEDULE		TEAM RPI		ADJ RPI		CONF. RPI		ADJ CONF. RPI				
Average RPI Loss:		145																					
DIV. I ONLY			16-12-0		.57143 105		7-3-0		245		209		173		.47177 177		14		14				
DIV. I NON-CONF.			16-12-0		.57143 106		7-3-0		248		214		173		.47177 179		14		14				
TOTALS		RPI 1-25		RPI 26-50		W-L RECORDS		RPI 51-100		RPI 101-150		RPI 150+											
16-12-0		0-2-0		0-0-0		OVERALL		3-2-0		0-2-0		13-6-0											
9-6-0		0-0-0		0-0-0		HOME		0-0-0		0-2-0		9-4-0											
2-5-0		0-2-0		0-0-0		AWAY		2-1-0		0-0-0		0-2-0											
5-1-0		0-0-0		0-0-0		NEUTRAL		1-1-0		0-0-0		4-0-0											
16-12-0		0-2-0		0-0-0		NON-CONFERENCE		3-2-0		0-2-0		13-6-0											
9-6-0		0-0-0		0-0-0		HOME		0-0-0		0-2-0		9-4-0											
2-5-0		0-2-0		0-0-		AWAY		2-1-0		0-0-0		0-2-0											
5-1-0		0-0-0		0-0-0		NEUTRAL		1-1-0		0-0-0		4-0-0											
0-0-0		0-0-0		0-0-0		CONFERENCE		0-0-0		0-0-0		0-0-0											
0-0-0		0-0-0		0-0-0		HOME		0-0-0		0-0-0		0-0-0											
0-0-0		0-0-0		0-0-0		AWAY		0-0-0		0-0-0		0-0-0											
0-0-0		0-0-0		0-0-0		NEUTRAL		0-0-0		0-0-0		0-0-0											
RPI	S	Opponent		Score		RPI	S	Opponent		Score		RPI	S	Opponent		Score							
1	A	Florida St.		0	10							107	H	Eastern Ky.		0	2						
1	A	Florida St.		2	7							60	N	UNC Greensboro		2	6						
												67	A	Iowa St.		2	9						
												95	A	North Florida		9	2						
												97	N	Marshall		3	0						
																		203	H	Lehigh			
																		203	H	Lehigh			
																		206	H	Radford			
																		223	H	Rhode Island			
																		223	H	Rhode Island			
																		226	N	Georgetown			
																		248	A	Charleston So.			
																		258	H	UMBC			
																		260	N	Cleveland St.			
																		266	H	Youngstown St.			
																		266	H	Youngstown St.			
																		273	N	La Salle			
																		274	H	N.C. A&T			
																		274	H	N.C. A&T			
																		281	H	Canisius			
																		285	H	Howard			
																		285	H	Howard			
						LAST 10 GAMES																	
						203 H Lehigh						3	0	107 H Eastern Ky.						2	6		
						60 A UNC Greensboro						10	11	281 H Canisius						7	2		
						60 N UNC Greensboro						5	0	107 H Eastern Ky.						0	2		
						266 H Youngstown St.						3	0	273 N La Salle						6	2		
						266 H Youngstown St.						3	0	166 A Jacksonville						2	9		

Non-Div. I Games:

UNCW

Average RPI Win:		195	WON-LOST RECORD		WINNING PCT. RANK	LAST 10 GAMES	STRENGTH OF SCHEDULE		OPP. STRENGTH OF SCHEDULE	TEAM RPI	ADJ RPI	CONF. RPI	ADJ CONF. RPI				
Average RPI Loss:		143															
DIV. I ONLY			17-15-0		.53125	123	3-7-0		240	217	181	.47147	178	18	18		
DIV. I NON-CONF.			17-15-0		.53125	119	3-7-0		237	221	183	.47147	180	19	19		
TOTALS		RPI 1-25		RPI 26-50		W-L RECORDS		RPI 51-100		RPI 101-150		RPI 150+					
17-15-0		1-1-0		0-1-0		OVERALL		3-3-0		1-3-0		12-7-0					
0-0-0		0-0-0		0-0-0		HOME		0-0-0		0-0-0		0-0-0					
4-4-0		0-0-0		0-1-0		AWAY		1-2-0		0-0-0		3-1-0					
13-11-0		1-1-0		0-0-0		NEUTRAL		2-1-0		1-3-0		9-6-0					
17-15-0		1-1-0		0-1-0		NON-CONFERENCE		3-3-0		1-3-0		12-7-0					
0-0-0		0-0-0		0-0-0		HOME		0-0-0		0-0-0		0-0-0					
4-4-0		0-0-0		0-0-		AWAY		1-2-0		0-0-0		3-1-0					
13-11-0		1-1-0		0-0-0		NEUTRAL		2-1-0		1-3-0		9-6-0					
0-0-0		0-0-0		0-0-0		CONFERENCE		0-0-0		0-0-0		0-0-0					
0-0-0		0-0-0		0-0-0		HOME		0-0-0		0-0-0		0-0-0					
0-0-0		0-0-0		0-0-0		AWAY		0-0-0		0-0-0		0-0-0					
0-0-0		0-0-0		0-0-0		NEUTRAL		0-0-0		0-0-0		0-0-0					
RPI	S	Opponent		Score		RPI	S	Opponent		Score		RPI	S	Opponent		Score	
23	N	James Madison		1	9	32	A	Arizona St.		0	12	56	A	Grand Canyon		4	1
24	N	Michigan		6	4							56	A	Grand Canyon		0	3
												67	N	Iowa St.		1	2
												75	A	Loyola Marymount		2	5
												93	N	New Mexico St.		4	3
												96	N	Purdue		4	2
														Utah			5
														Middle Tenn.		3	1
														Ball St.		4	10
														Murray St.		4	8
														Albany (NY)		2	0
														Lehigh		2	6
														UConn		0	7
														UConn		0	8
														California Baptist		6	7
														California Baptist		2	0
														Dayton		3	4
														Dayton		18	0
														George Mason		9	7
														Northern Colo.		11	1
														Central Ark.		1	9
														Charleston So.		8	2
														Charleston So.		8	6
														Cleveland St.		9	0
														Drexel		11	8
														Drexel		5	20
														Quinnipiac		4	0
														Cornell		6	0
														UMES		13	2
LAST 10 GAMES																	
248	A	Charleston So.		8	2	204	N	UConn		0	8	32	A	Arizona St.		0	12
205	A	California Baptist		6	7	93	N	New Mexico St.		4	3	24	N	Michigan		6	4
204	N	UConn		0	7	23	N	James Madison		1	9						
260	N	Cleveland St.		9	0												
118	N	Ball St.		4	10												

Non-Div. I Games:

South Dakota

Stetson

Stetson

Average RPI Win:		203	WON-LOST RECORD		WINNING PCT. RANK		LAST 10 GAMES		STRENGTH OF SCHEDULE		OPP. STRENGTH OF SCHEDULE		TEAM RPI		ADJ RPI		CONF. RPI		ADJ CONF. RPI					
DIV. I ONLY			9-14-0		.3913		200		3-7-0		148		168		177		.47048		180		17		17	
DIV. I NON-CONF.			9-14-0		.3913		196		3-7-0		140		166		179		.47048		182		17		17	
TOTALS		RPI 1-25		RPI 26-50		W-L RECORDS		RPI 51-100		RPI 101-150		RPI 150+												
9-14-0		0-1-0		0-4-0		OVERALL		0-3-0		2-1-0		7-5-0												
0-0-0		0-0-0		0-0-0		HOME		0-0-0		0-0-0		0-0-0												
0-3-0		0-0-0		0-2-0		AWAY		0-0-0		0-0-0		0-1-0												
9-11-0		0-1-0		0-2-0		NEUTRAL		0-3-0		2-1-0		7-4-0												
9-14-0		0-1-0		0-4-0		NON-CONFERENCE		0-3-0		2-1-0		7-5-0												
0-0-0		0-0-0		0-0-0		HOME		0-0-0		0-0-0		0-0-0												
0-3-0		0-0-0		0-0-		AWAY		0-0-0		0-0-0		0-1-0												
9-11-0		0-1-0		0-2-0		NEUTRAL		0-3-0		2-1-0		7-4-0												
0-0-0		0-0-0		0-0-0		CONFERENCE		0-0-0		0-0-0		0-0-0												
0-0-0		0-0-0		0-0-0		HOME		0-0-0		0-0-0		0-0-0												
0-0-0		0-0-0		0-0-0		AWAY		0-0-0		0-0-0		0-0-0												
0-0-0		0-0-0		0-0-0		NEUTRAL		0-0-0		0-0-0		0-0-0												
RPI	S	Opponent		Score		RPI	S	Opponent		Score		RPI	S	Opponent		Score								
9	N	Florida		0 8		28	N	Virginia Tech		0 6		71	N	South Dakota St.		1 6								
						32	A	Arizona St.		2 8		73	N	Wichita St.		2 6								
						38	A	South Fla.		0 5		96	N	Purdue		3 11								
						45	N	Wisconsin		0 2														

Non-Div. I Games:

Central Mich.

Average RPI Win:	215	WON-LOST RECORD	WINNING PCT. RANK	LAST 10 GAMES	STRENGTH OF SCHEDULE	OPP. STRENGTH OF SCHEDULE	TEAM RPI	ADJ RPI	CONF. RPI	ADJ CONF. RPI	
Average RPI Loss:	118										
DIV. I ONLY	10-11-1	.47727	148	6-4-0	206	207	179	.47019	181	17	17
DIV. I NON-CONF.	10-11-1	.47727	145	6-4-0	206	213	181	.47019	183	17	17
<hr/>											
TOTALS	RPI 1-25	RPI 26-50		W-L RECORDS		RPI 51-100		RPI 101-150		RPI 150+	
10-11-1	0-0-0	0-2-0		OVERALL		0-3-1		2-3-0		8-3-0	
2-0-0	0-0-0	0-0-0		HOME		0-0-0		0-0-0		2-0-0	
4-3-0	0-0-0	0-2-0		AWAY		0-1-0		2-0-0		2-0-0	
4-8-1	0-0-0	0-0-0		NEUTRAL		0-2-1		0-3-0		4-3-0	
<hr/>											
10-11-1	0-0-0	0-2-0		NON-CONFERENCE		0-3-1		2-3-0		8-3-0	
2-0-0	0-0-0	0-0-0		HOME		0-0-0		0-0-0		2-0-0	
4-3-0	0-0-0	0-0-		AWAY		0-1-0		2-0-0		2-0-0	
4-8-1	0-0-0	0-0-0		NEUTRAL		0-2-1		0-3-0		4-3-0	
<hr/>											
0-0-0	0-0-0	0-0-0		CONFERENCE		0-0-0		0-0-0		0-0-0	
0-0-0	0-0-0	0-0-0		HOME		0-0-0		0-0-0		0-0-0	
0-0-0	0-0-0	0-0-0		AWAY		0-0-0		0-0-0		0-0-0	
0-0-0	0-0-0	0-0-0		NEUTRAL		0-0-0		0-0-0		0-0-0	
<hr/>											
RPI	S	Opponent	Score	RPI	S	Opponent	Score	RPI	S	Opponent	Score
				39	A	Georgia	2 10	59	A	USC Upstate	2 4
				39	A	Georgia	0 2	69	N	California	3 11
								69	N	California	0 0
								79	N	Elon	1 2
										125	A Gardner-Webb
										125	A Gardner-Webb
										147	N LIU Brooklyn
										149	N Boston U.
										149	N Boston U.
										174	N ETSU
										185	N Western Ill.
										185	N Western Ill.
										196	N Saint Francis (PA)
										196	N Saint Francis (PA)
										201	H Oakland
										201	H Oakland
										275	A Morehead St.
										275	A Morehead St.
										290	N St. Bonaventure
										290	N St. Bonaventure
<hr/>											
LAST 10 GAMES											
				290	N	St. Bonaventure	10 2	69	N	California	3 11
				290	N	St. Bonaventure	21 0	275	A	Morehead St.	9 2
				201	H	Oakland	8 4	275	A	Morehead St.	10 4
				201	H	Oakland	6 5	185	N	Western Ill.	3 4
				185	N	Western Ill.	0 8	39	A	Georgia	2 10

Non-Div. I Games:

Bowling Green

Average RPI Win:		163	WON-LOST RECORD		WINNING PCT. RANK		LAST 10 GAMES		STRENGTH OF SCHEDULE		OPP. STRENGTH OF SCHEDULE		TEAM RPI		ADJ RPI		CONF. RPI		ADJ CONF. RPI				
DIV. I ONLY			8-20-0		.28571 239		4-6-0		76		96		182		.46944 182		32		32				
DIV. I NON-CONF.			8-20-0		.28571 239		4-6-0		73		93		184		.46944 184		32		32				
TOTALS		RPI 1-25		RPI 26-50		W-L RECORDS		RPI 51-100		RPI 101-150		RPI 150+											
8-20-0		0-4-0		0-3-0		OVERALL		2-5-0		2-3-0		4-5-0											
0-2-0		0-0-0		0-0-0		HOME		0-2-0		0-0-0		0-0-0											
0-3-0		0-2-0		0-1-0		AWAY		0-0-0		0-0-0		0-0-0											
8-15-0		0-2-0		0-2-0		NEUTRAL		2-3-0		2-3-0		4-5-0											
8-20-0		0-4-0		0-3-0		NON-CONFERENCE		2-5-0		2-3-0		4-5-0											
0-2-0		0-0-0		0-0-0		HOME		0-2-0		0-0-0		0-0-0											
0-3-0		0-2-0		0-0-		AWAY		0-0-0		0-0-0		0-0-0											
8-15-0		0-2-0		0-2-0		NEUTRAL		2-3-0		2-3-0		4-5-0											
0-0-0		0-0-0		0-0-0		CONFERENCE		0-0-0		0-0-0		0-0-0											
0-0-0		0-0-0		0-0-0		HOME		0-0-0		0-0-0		0-0-0											
0-0-0		0-0-0		0-0-0		AWAY		0-0-0		0-0-0		0-0-0											
0-0-0		0-0-0		0-0-0		NEUTRAL		0-0-0		0-0-0		0-0-0											
RPI	S	Opponent		Score		RPI	S	Opponent		Score		RPI	S	Opponent		Score							
9	A	Florida		0	4	38	A	South Fla.		3	7	70	H	Troy		2	8	106	N	Illinois St.		3	6
9	A	Florida		1	7	46	N	Missouri St.		4	7	70	H	Troy		2	3	106	N	Illinois St.		0	1
17	N	Auburn		2	10	48	N	Louisiana Tech		1	9	77	N	Western Ky.		3	4	124	N	East Carolina		7	5
21	N	Notre Dame		1	4							80	N	Syracuse		10	2	144	N	Ga. Southern		5	1
												80	N	Syracuse		0	8	147	N	LIU Brooklyn		7	8
												88	N	Chattanooga		5	4	155	N	Yale		6	5
												96	N	Purdue		3	7	157	N	Penn St.		0	2
																		160	N	Villanova		1	4
																		167	N	Providence		0	8
																		169	N	Colgate		16	3
																		173	N	Stony Brook		1	11
																		186	N	Tennessee St.		3	4
																		270	N	Siena		10	2
																		272	N	Quinnipiac		6	5
LAST 10 GAMES																							
						70	H	Troy		2	8	96	N	Purdue		3	7	21	N	Notre Dame		1	4
						38	A	South Fla.		3	7	173	N	Stony Brook		1	11	124	N	East Carolina		7	5
						167	N	Providence		0	8	147	N	LIU Brooklyn		7	8						
						169	N	Colgate		16	3												
						272	N	Quinnipiac		6	5												

Non-Div. I Games:

Florida A&amp;M

Average RPI Win:		173	WON-LOST RECORD		WINNING PCT. RANK		LAST 10 GAMES		STRENGTH OF SCHEDULE		OPP. STRENGTH OF SCHEDULE		TEAM RPI		ADJ RPI		CONF. RPI		ADJ CONF. RPI	
DIV. I ONLY			9-21-0		.3 236		3-7-0		67		165		180		.46823 183		32		32	
DIV. I NON-CONF.			9-21-0		.3 236		3-7-0		63		164		182		.46823 187		32		32	
TOTALS		RPI 1-25		RPI 26-50		W-L RECORDS		RPI 51-100		RPI 101-150		RPI 150+								
9-21-0		0-1-0		1-5-0		OVERALL		0-4-0		2-5-0		6-6-0								
4-2-0		0-0-0		0-0-0		HOME		0-0-0		0-2-0		4-0-0								
0-2-0		0-0-0		0-0-0		AWAY		0-1-0		0-0-0		0-1-0								
5-17-0		0-1-0		1-5-0		NEUTRAL		0-3-0		2-3-0		2-5-0								
9-21-0		0-1-0		1-5-0		NON-CONFERENCE		0-4-0		2-5-0		6-6-0								
4-2-0		0-0-0		0-0-0		HOME		0-0-0		0-2-0		4-0-0								
0-2-0		0-0-0		0-0-		AWAY		0-1-0		0-0-0		0-1-0								
5-17-0		0-1-0		1-5-0		NEUTRAL		0-3-0		2-3-0		2-5-0								
0-0-0		0-0-0		0-0-0		CONFERENCE		0-0-0		0-0-0		0-0-0								
0-0-0		0-0-0		0-0-0		HOME		0-0-0		0-0-0		0-0-0								
0-0-0		0-0-0		0-0-0		AWAY		0-0-0		0-0-0		0-0-0								
0-0-0		0-0-0		0-0-0		NEUTRAL		0-0-0		0-0-0		0-0-0								
RPI	S	Opponent		Score		RPI	S	Opponent		Score		RPI	S	Opponent		Score				
7	N	Kentucky		2	10	26	N	Indiana		1	2	51	A	Fla. Atlantic		3	6			
						31	N	Colorado St.		0	7	62	N	Fairfield		1	3			
						32	N	Arizona St.		1	4	62	N	Fairfield		0	11			
						39	N	Georgia		0	12	64	N	Maryland		2	3			
						41	N	Oregon		5	3									
						50	N	Cal St. Fullerton		0	4									
						LAST 10 GAMES														
						229	N	Penn		1	5	185	H	Western Ill.		2	0			
						7	N	Kentucky		2	10	179	A	Stetson		0	3			
						245	H	Mt. St. Mary's		5	2	62	N	Fairfield		1	3			
						118	H	Ball St.		0	2	64	N	Maryland		2	3			
						185	H	Western Ill.		2	1	62	N	Fairfield		0	11			

**Non-Div. I Games:**

Bethune-Cookman

UTEP

Average RPI Win:		157	WON-LOST RECORD		WINNING PCT. RANK		LAST 10 GAMES		STRENGTH OF SCHEDULE		OPP. STRENGTH OF SCHEDULE		TEAM RPI		ADJ RPI		CONF. RPI		ADJ CONF. RPI	
DIV. I ONLY			7-19-0		.26923 244		3-7-0		61		161		187		.46672 184		8		8	
DIV. I NON-CONF.			5-15-0		.25 244		1-3-0		43		173		185		.46934 185		8		9	
TOTALS		RPI 1-25		RPI 26-50		W-L RECORDS		RPI 51-100		RPI 101-150		RPI 150+								
7-19-0		0-2-0		0-1-0		OVERALL		0-9-0		3-3-0		4-4-0								
2-1-0		0-0-0		0-0-0		HOME		0-0-0		0-0-0		2-1-0								
1-10-0		0-2-0		0-1-0		AWAY		0-6-0		1-1-0		0-0-0								
4-8-0		0-0-0		0-0-0		NEUTRAL		0-3-0		2-2-0		2-3-0								
5-15-0		0-2-0		0-1-0		NON-CONFERENCE		0-6-0		3-3-0		2-3-0								
0-0-0		0-0-0		0-0-0		HOME		0-0-0		0-0-0		0-0-0								
1-7-0		0-2-0		0-0-		AWAY		0-3-0		1-1-0		0-0-0								
4-8-0		0-0-0		0-0-0		NEUTRAL		0-3-0		2-2-0		2-3-0								
2-4-0		0-0-0		0-0-0		CONFERENCE		0-3-0		0-0-0		2-1-0								
2-1-0		0-0-0		0-0-0		HOME		0-0-0		0-0-0		2-1-0								
0-3-0		0-0-0		0-0-0		AWAY		0-3-0		0-0-0		0-0-0								
0-0-0		0-0-0		0-0-0		NEUTRAL		0-0-0		0-0-0		0-0-0								
RPI	S	Opponent		Score		RPI	S	Opponent		Score		RPI	S	Opponent		Score				
14	A	Texas Tech		8	16	36	A	UNLV		2	5	54	N	Seattle U		5	6			
14	A	Texas Tech		0	10							72	A	North Texas		2	10			
												72	A	North Texas		1	3			
												72	A	North Texas		1	5			
												87	N	BYU		4	19			
												93	A	New Mexico St.		3	12			
												98	A	UC Davis		1	4			
												98	A	UC Davis		1	2			
												98	N	UC Davis		2	15			
														108 A UC Riverside		8	7			
														108 A UC Riverside		0	4			
														112 N Sacramento St.		6	5			
														138 N Weber St.		17	5			
														139 N Hawaii		2	12			
														141 N New Mexico		6	15			
														159 H Charlotte		4	0			
														159 H Charlotte		6	11			
														159 H Charlotte		11	2			
														175 N Creighton		5	13			
														175 N Creighton		13	4			
														205 N California Baptist		0	4			
														211 N Idaho St.		1	3			
														247 N Saint Mary's (CA)		7	2			
LAST 10 GAMES																				
		98 A UC Davis		1	2			72 A North Texas		2	10									
		14 A Texas Tech		8	16			159 H Charlotte		11	2									
		159 H Charlotte		4	0			159 H Charlotte		6	11									
		72 A North Texas		1	5			14 A Texas Tech		0	10									
		72 A North Texas		1	3			108 A UC Riverside		0	4									

Non-Div. I Games:

UTEP



Average RPI Win:	189	WON-LOST	WINNING	LAST 10	STRENGTH OF	OPP. STRENGTH	TEAM	ADJ	CONF.	ADJ CONF.		
Average RPI Loss:	119	RECORD	PCT. RANK	GAMES	SCHEDULE	OF SCHEDULE	RPI	RPI	RPI	RPI		
DIV. I ONLY		6-12-0	.33333	217	2-8-0	115	190	192	.46621	185	18	18
DIV. I NON-CONF.		6-12-0	.33333	217	2-8-0	105	192	195	.46621	189	19	19
<hr/>												
TOTALS	RPI 1-25	RPI 26-50		W-L RECORDS		RPI 51-100		RPI 101-150		RPI 150+		
6-12-0	0-0-0	0-2-0		OVERALL		1-3-0		0-3-0		5-4-0		
0-1-0	0-0-0	0-0-0		HOME		0-0-0		0-1-0		0-0-0		
1-6-0	0-0-0	0-2-0		AWAY		1-2-0		0-0-0		0-2-0		
5-5-0	0-0-0	0-0-0		NEUTRAL		0-1-0		0-2-0		5-2-0		
6-12-0	0-0-0	0-2-0		NON-CONFERENCE		1-3-0		0-3-0		5-4-0		
0-1-0	0-0-0	0-0-0		HOME		0-0-0		0-1-0		0-0-0		
1-6-0	0-0-0	0-0-		AWAY		1-2-0		0-0-0		0-2-0		
5-5-0	0-0-0	0-0-0		NEUTRAL		0-1-0		0-2-0		5-2-0		
0-0-0	0-0-0	0-0-0		CONFERENCE		0-0-0		0-0-0		0-0-0		
0-0-0	0-0-0	0-0-0		HOME		0-0-0		0-0-0		0-0-0		
0-0-0	0-0-0	0-0-0		AWAY		0-0-0		0-0-0		0-0-0		
0-0-0	0-0-0	0-0-0		NEUTRAL		0-0-0		0-0-0		0-0-0		
RPI	S	Opponent	Score	RPI	S	Opponent	Score	RPI	S	Opponent	Score	
				39	A	Georgia	0 9	77	A	Western Ky.	3 5	
				39	A	Georgia	0 6	77	A	Western Ky.	3 1	
								77	A	Western Ky.	6 7	
								79	N	Elon	3 6	

Non-Div. I Games:

Western Ill.

Average RPI Win: 227		WON-LOST	WINNING	LAST 10	STRENGTH OF		OPP. STRENGTH	TEAM	ADJ	CONF.	ADJ CONF.
Average RPI Loss: 110		RECORD	PCT. RANK	GAMES	SCHEDULE		OF SCHEDULE	RPI	RPI	RPI	RPI
DIV. I ONLY		5-8-0	.38462	206	5-5-0		142	237	186	.46583	186
DIV. I NON-CONF.		5-8-0	.38462	202	5-5-0		133	241	190	.46583	190
TOTALS		RPI 1-25	RPI 26-50		W-L RECORDS		RPI 51-100		RPI 101-150		RPI 150+
5-8-0	0-1-0	0-1-0		OVERALL		0-2-0		0-2-0		5-2-0	
1-3-0	0-0-0	0-0-0		HOME		0-1-0		0-1-0		1-1-0	
0-0-0	0-0-0	0-0-0		AWAY		0-0-0		0-0-0		0-0-0	
4-5-0	0-1-0	0-1-0		NEUTRAL		0-1-0		0-1-0		4-1-0	
5-8-0	0-1-0	0-1-0		NON-CONFERENCE		0-2-0		0-2-0		5-2-0	
1-3-0	0-0-0	0-0-0		HOME		0-1-0		0-1-0		1-1-0	
0-0-0	0-0-0	0-0-0		AWAY		0-0-0		0-0-0		0-0-0	
4-5-0	0-1-0	0-1-0		NEUTRAL		0-1-0		0-1-0		4-1-0	
0-0-0	0-0-0	0-0-0		CONFERENCE		0-0-0		0-0-0		0-0-0	
0-0-0	0-0-0	0-0-0		HOME		0-0-0		0-0-0		0-0-0	
0-0-0	0-0-0	0-0-0		AWAY		0-0-0		0-0-0		0-0-0	
0-0-0	0-0-0	0-0-0		NEUTRAL		0-0-0		0-0-0		0-0-0	
RPI S	Opponent	Score		RPI S	Opponent	Score		RPI S	Opponent	Score	
17 N	Auburn	4	11	48 N	Louisiana Tech	4	5	76 H	Appalachian St.	9	10
								77 N	Western Ky.	0	5
								105 N	South Alabama	1	9
								143 H	Portland St.	4	5
								174 H	ETSU	4	3
								182 N	Florida A&M	4	3
								194 N	Prairie View	1	4
								208 N	Alabama St.	4	1
								218 H	Marist	2	6
								282 N	Savannah St.	9	4
								289 N	Delaware St.	8	7
				LAST 10 GAMES							
				289 N	Delaware St.	8	7	194 N	Prairie View	1	4
				282 N	Savannah St.	9	4	208 N	Alabama St.	4	1
				76 H	Appalachian St.	9	10	218 H	Marist	2	6
				174 H	ETSU	4	3	182 N	Florida A&M	4	3
				143 H	Portland St.	4	5	105 N	South Alabama	1	9

Non-Div. I Games:

Tennessee St.

Average RPI Win:	236	WON-LOST RECORD	WINNING PCT. RANK	LAST 10 GAMES	STRENGTH OF SCHEDULE	OPP. STRENGTH OF SCHEDULE	TEAM RPI	ADJ RPI	CONF. RPI	ADJ CONF. RPI			
DIV. I ONLY		12-8-0	.6	89	8-2-0	264	251	184	.4657	187	29	29	
DIV. I NON-CONF.		12-8-0	.6	93	8-2-0	267	255	188	.4657	191	29	29	
<hr/>													
TOTALS	RPI 1-25	RPI 26-50		W-L RECORDS		RPI 51-100		RPI 101-150		RPI 150+			
12-8-0	0-0-0	0-0-0		OVERALL		1-3-0		0-3-0		11-2-0			
0-0-0	0-0-0	0-0-0		HOME		0-0-0		0-0-0		0-0-0			
2-5-0	0-0-0	0-0-0		AWAY		0-3-0		0-1-0		2-1-0			
10-3-0	0-0-0	0-0-0		NEUTRAL		1-0-0		0-2-0		9-1-0			
<hr/>													
12-8-0	0-0-0	0-0-0		NON-CONFERENCE		1-3-0		0-3-0		11-2-0			
0-0-0	0-0-0	0-0-0		HOME		0-0-0		0-0-0		0-0-0			
2-5-0	0-0-0	0-0-		AWAY		0-3-0		0-1-0		2-1-0			
10-3-0	0-0-0	0-0-0		NEUTRAL		1-0-0		0-2-0		9-1-0			
<hr/>													
0-0-0	0-0-0	0-0-0		CONFERENCE		0-0-0		0-0-0		0-0-0			
0-0-0	0-0-0	0-0-0		HOME		0-0-0		0-0-0		0-0-0			
0-0-0	0-0-0	0-0-0		AWAY		0-0-0		0-0-0		0-0-0			
0-0-0	0-0-0	0-0-0		NEUTRAL		0-0-0		0-0-0		0-0-0			
<hr/>													
RPI	S	Opponent	Score	RPI	S	Opponent	Score	RPI	S	Opponent	Score		
						60 A	UNC Greensboro	5	9	101 N	Loyola Chicago	2	7
						99 N	Towson	5	2	124 N	East Carolina	0	3
						100 A	Liberty	0	5	125 A	Gardner-Webb	0	18
						100 A	Liberty	0	2	176 A	Western Caro.	1	3
										201 N	Oakland	11	7
										215 A	George Mason	2	0
										215 A	George Mason	5	1
										225 N	Delaware	4	3
										225 N	Delaware	6	4
										238 N	Hartford	10	3
										260 N	Cleveland St.	4	3
										272 N	Quinnipiac	2	8
										272 N	Quinnipiac	8	0
										291 N	Saint Peter's	8	0
										293 N	Cornell	7	4
										293 N	Cornell	4	2
<hr/>													
LAST 10 GAMES													
						100 A	Liberty	0	2	215 A	George Mason	5	1
						272 N	Quinnipiac	8	0	124 N	East Carolina	0	3
						100 A	Liberty	0	5	215 A	George Mason	2	0
						293 N	Cornell	7	4	225 N	Delaware	6	4
						293 N	Cornell	4	2	99 N	Towson	5	2

Non-Div. I Games:

Sacred Heart

[illegible]

**Non-Div. I Games:**

Princeton

Average RPI Win: 192		WON-LOST RECORD		WINNING PCT. RANK		LAST 10 GAMES		STRENGTH OF SCHEDULE		OPP. STRENGTH OF SCHEDULE		TEAM RPI		ADJ RPI		CONF. RPI		ADJ CONF. RPI	
DIV. I ONLY		8-12-0		.4 189		4-6-0		160		213		191		.46433 189		24		24	
DIV. I NON-CONF.		8-12-0		.4 185		4-6-0		164		217		194		.46433 193		24		24	
TOTALS		RPI 1-25		RPI 26-50		W-L RECORDS		RPI 51-100		RPI 101-150		RPI 150+							
8-12-0		0-2-0		1-1-0		OVERALL		0-1-0		0-3-0		7-5-0							
0-0-0		0-0-0		0-0-0		HOME		0-0-0		0-0-0		0-0-0							
2-6-0		0-2-0		0-0-0		AWAY		0-0-0		0-2-0		2-2-0							
6-6-0		0-0-0		1-1-0		NEUTRAL		0-1-0		0-1-0		5-3-0							
8-12-0		0-2-0		1-1-0		NON-CONFERENCE		0-1-0		0-3-0		7-5-0							
0-0-0		0-0-0		0-0-0		HOME		0-0-0		0-0-0		0-0-0							
2-6-0		0-2-0		0-0-		AWAY		0-0-0		0-2-0		2-2-0							
6-6-0		0-0-0		1-1-0		NEUTRAL		0-1-0		0-1-0		5-3-0							
0-0-0		0-0-0		0-0-0		CONFERENCE		0-0-0		0-0-0		0-0-0							
0-0-0		0-0-0		0-0-0		HOME		0-0-0		0-0-0		0-0-0							
0-0-0		0-0-0		0-0-0		AWAY		0-0-0		0-0-0		0-0-0							
0-0-0		0-0-0		0-0-0		NEUTRAL		0-0-0		0-0-0		0-0-0							
RPI	S	Opponent		Score		RPI	S	Opponent		Score		RPI	S	Opponent		Score			
22	A	Stanford		3	4	36	N	UNLV		1	0	97	N	Marshall		3	4		
22	A	Stanford		6	7	49	N	Georgia Tech		8	9								
														136 N Pacific		1	3		
														148 A San Jose St.		0	5		
														148 A San Jose St.		1	9		
														152 A Col. of Charleston		1	5		
														166 A Jacksonville		0	8		
														166 A Jacksonville		6	1		
														167 N Providence		3	5		
														167 N Providence		7	4		
														168 N Bucknell		4	1		
														177 N UNCW		2	9		
														206 N Radford		2	1		
														248 A Charleston So.		5	0		
														259 N Northern Ky.		6	4		
														283 N Iona		1	7		
														283 N Iona		12	4		
LAST 10 GAMES																			
						136 N Pacific	1	3	259 N Northern Ky.	6	4								
						283 N Iona	1	7	168 N Bucknell	4	1								
						283 N Iona	12	4	22 A Stanford	3	4								
						148 A San Jose St.	0	5	36 N UNLV	1	0								
						148 A San Jose St.	1	9	22 A Stanford	6	7								

Non-Div. I Games:

UMass Lowell

T  
o  
l  
e  
d  
o

Toledo				Through Games Of March 17, 2019								
Average RPI Win:	190	WON-LOST RECORD	WINNING PCT. RANK	LAST 10 GAMES	STRENGTH OF SCHEDULE	OPP. STRENGTH OF SCHEDULE	TEAM RPI	ADJ RPI	CONF. RPI	ADJ CONF. RPI		
DIV. I ONLY	8-15-0	.34783	215	3-7-0	156	79	190	.46396	190	17	17	
DIV. I NON-CONF.	8-15-0	.34783	214	3-7-0	153	70	193	.46396	194	17	17	
-----												
TOTALS	RPI 1-25	RPI 26-50		W-L RECORDS	RPI 51-100		RPI 101-150		RPI 150+			
8-15-0	0-2-0	0-5-0		OVERALL	0-1-0		3-1-0		5-6-0			
0-0-0	0-0-0	0-0-0		HOME	0-0-0		0-0-0		0-0-0			
0-3-0	0-0-0	0-2-0		AWAY	0-0-0		0-1-0		0-0-0			
8-12-0	0-2-0	0-3-0		NEUTRAL	0-1-0		3-0-0		5-6-0			
8-15-0	0-2-0	0-5-0		NON-CONFERENCE	0-1-0		3-1-0		5-6-0			
0-0-0	0-0-0	0-0-0		HOME	0-0-0		0-0-0		0-0-0			
0-3-0	0-0-0	0-0-		AWAY	0-0-0		0-1-0		0-0-0			
8-12-0	0-2-0	0-3-0		NEUTRAL	0-1-0		3-0-0		5-6-0			
0-0-0	0-0-0	0-0-0		CONFERENCE	0-0-0		0-0-0		0-0-0			
0-0-0	0-0-0	0-0-0		HOME	0-0-0		0-0-0		0-0-0			
0-0-0	0-0-0	0-0-0		AWAY	0-0-0		0-0-0		0-0-0			
0-0-0	0-0-0	0-0-0		NEUTRAL	0-0-0		0-0-0		0-0-0			
RPI	S	Opponent	Score	RPI	S	Opponent	Score	RPI	S	Opponent	Score	
1	N	Florida St.	4 5	26	A	Indiana	6 9	74	N	Southeast Mo. St.	5 7	
16	N	Northwestern	2 11	35	N	Drake	0 7					
				35	N	Drake	10 11					
				37	A	UCF	1 2					
				48	N	Louisiana Tech	0 8					

T  
o  
l  
e  
d  
o

Non-Div. I Games:

Toledo

Average RPI Win:	169	WON-LOST RECORD	WINNING PCT. RANK	LAST 10 GAMES	STRENGTH OF SCHEDULE	OPP. STRENGTH OF SCHEDULE	TEAM RPI	ADJ RPI	CONF. RPI	ADJ CONF. RPI	
Average RPI Loss:	120										
DIV. I ONLY	9-10-0	.47368	150	7-3-0	229	127	188	.46378	191	11	11
DIV. I NON-CONF.	8-8-0	.5	130	6-1-0	244	148	197	.46146	198	11	11
<hr/>											
TOTALS	RPI 1-25	RPI 26-50		W-L RECORDS	RPI 51-100		RPI 101-150		RPI 150+		
9-10-0	0-0-0	0-2-0		OVERALL	3-3-0		0-2-0		6-3-0		
0-0-0	0-0-0	0-0-0		HOME	0-0-0		0-0-0		0-0-0		
4-4-0	0-0-0	0-2-0		AWAY	3-2-0		0-0-0		1-0-0		
5-6-0	0-0-0	0-0-0		NEUTRAL	0-1-0		0-2-0		5-3-0		
8-8-0	0-0-0	0-2-0		NON-CONFERENCE	2-1-0		0-2-0		6-3-0		
0-0-0	0-0-0	0-0-0		HOME	0-0-0		0-0-0		0-0-0		
3-2-0	0-0-0	0-0-		AWAY	2-0-0		0-0-0		1-0-0		
5-6-0	0-0-0	0-0-0		NEUTRAL	0-1-0		0-2-0		5-3-0		
1-2-0	0-0-0	0-0-0		CONFERENCE	1-2-0		0-0-0		0-0-0		
0-0-0	0-0-0	0-0-0		HOME	0-0-0		0-0-0		0-0-0		
1-2-0	0-0-0	0-0-0		AWAY	1-2-0		0-0-0		0-0-0		
0-0-0	0-0-0	0-0-0		NEUTRAL	0-0-0		0-0-0		0-0-0		
RPI	S	Opponent	Score	RPI	S	Opponent	Score	RPI	S	Opponent	Score
				33	A	Mississippi St.	0 10	52	A	Lipscomb	2 1
				33	A	Mississippi St.	3 8	68	N	SFA	2 6
								82	A	NC State	4 0
								89	A	Bradley	3 8
								89	A	Bradley	1 9
								89	A	Bradley	5 3
								114	N	Middle Tenn.	1 4
								114	N	Middle Tenn.	2 4
								152	N	Col. of Charleston	5 2
								159	A	Charlotte	8 0
								168	N	Bucknell	1 7
								188	N	Princeton	7 0
								243	N	Wright St.	5 11
								252	N	Wagner	6 7
								252	N	Wagner	13 0
								262	N	Buffalo	2 0
								289	N	Delaware St.	12 1
<hr/>											
LAST 10 GAMES											
				188	N	Princeton	7 0	89	A	Bradley	3 8
				243	N	Wright St.	5 11	89	A	Bradley	5 3
				114	N	Middle Tenn.	2 4	89	A	Bradley	1 9
				33	A	Mississippi St.	0 10	262	N	Buffalo	2 0
				33	A	Mississippi St.	3 8	52	A	Lipscomb	2 1

Non-Div. I Games:

Valparaiso

Average RPI Win: 174		WON-LOST	WINNING	LAST 10	STRENGTH OF		OPP. STRENGTH	TEAM	ADJ	CONF.	ADJ CONF.									
Average RPI Loss: 147		RECORD	PCT. RANK	GAMES	SCHEDULE		OF SCHEDULE	RPI	RPI	RPI	RPI									
DIV. I ONLY		6-8-0	.42857	174	4-6-0		193	188	193	.46353	192	28	28							
DIV. I NON-CONF.		6-8-0	.42857	172	4-6-0		196	189	196	.46353	195	28	28							
<hr/>																				
TOTALS		RPI 1-25		RPI 26-50		W-L RECORDS		RPI 51-100		RPI 101-150		RPI 150+								
6-8-0		0-0-0		1-0-0		OVERALL		0-2-0		0-2-0		5-4-0								
1-0-0		0-0-0		0-0-0		HOME		0-0-0		0-0-0		1-0-0								
2-2-0		0-0-0		1-0-0		AWAY		0-0-0		0-0-0		1-2-0								
3-6-0		0-0-0		0-0-0		NEUTRAL		0-2-0		0-2-0		3-2-0								
<hr/>																				
6-8-0		0-0-0		1-0-0		NON-CONFERENCE		0-2-0		0-2-0		5-4-0								
1-0-0		0-0-0		0-0-0		HOME		0-0-0		0-0-0		1-0-0								
2-2-0		0-0-0		1-0-		AWAY		0-0-0		0-0-0		1-2-0								
3-6-0		0-0-0		0-0-0		NEUTRAL		0-2-0		0-2-0		3-2-0								
<hr/>																				
0-0-0		0-0-0		0-0-0		CONFERENCE		0-0-0		0-0-0		0-0-0								
0-0-0		0-0-0		0-0-0		HOME		0-0-0		0-0-0		0-0-0								
0-0-0		0-0-0		0-0-0		AWAY		0-0-0		0-0-0		0-0-0								
0-0-0		0-0-0		0-0-0		NEUTRAL		0-0-0		0-0-0		0-0-0								
<hr/>																				
RPI	S	Opponent		Score		RPI	S	Opponent		Score		RPI	S	Opponent		Score				
						50	A	Cal St. Fullerton	4	3			67	N	Iowa St.	5	7			
													84	N	Long Beach St.	0	8			
															111	N	DePaul	0	5	
															147	N	LIU Brooklyn	0	2	
															151	N	Saint Joseph's	6	5	
															152	N	Col. of Charleston	8	9	
															166	A	Jacksonville	0	8	
															166	A	Jacksonville	3	2	
															168	H	Bucknell	9	8	
															225	N	Delaware	1	6	
															225	N	Delaware	3	2	
															226	A	Georgetown	0	3	
															285	N	Howard	10	2	
<hr/>																				
LAST 10 GAMES																				
						285	N	Howard	10	2	152	N	Col. of Charleston	8	9	50	A	Cal St. Fullerton	4	3
						225	N	Delaware	3	2										
						84	N	Long Beach St.	0	8	151	N	Saint Joseph's	6	5	226	A	Georgetown	0	3
						111	N	DePaul	0	5	168	H	Bucknell	9	8					
						67	N	Iowa St.	5	7										

Non-Div. I Games:

Harvard



Average RPI Win:	212	WON-LOST	WINNING	LAST 10	STRENGTH OF	OPP. STRENGTH	TEAM	ADJ	CONF.	ADJ CONF.	
Average RPI Loss:	107	RECORD	PCT. RANK	GAMES	SCHEDULE	OF SCHEDULE	RPI	RPI	RPI	RPI	
DIV. I ONLY	11-13-0	.45833	160	4-6-0	217	158	194	.46331	193	21	21
DIV. I NON-CONF.	9-9-0	.5	130	2-2-0	247	176	201	.46081	199	21	21
<hr/>											
TOTALS	RPI 1-25	RPI 26-50		W-L RECORDS		RPI 51-100		RPI 101-150		RPI 150+	
11-13-0	0-0-0	0-4-0		OVERALL		0-0-0		4-7-0		7-2-0	
1-2-0	0-0-0	0-0-0		HOME		0-0-0		1-2-0		0-0-0	
3-6-0	0-0-0	0-3-0		AWAY		0-0-0		3-2-0		0-1-0	
7-5-0	0-0-0	0-1-0		NEUTRAL		0-0-0		0-3-0		7-1-0	
9-9-0	0-0-0	0-4-0		NON-CONFERENCE		0-0-0		2-3-0		7-2-0	
0-0-0	0-0-0	0-0-0		HOME		0-0-0		0-0-0		0-0-0	
2-4-0	0-0-0	0-0-		AWAY		0-0-0		2-0-0		0-1-0	
7-5-0	0-0-0	0-1-0		NEUTRAL		0-0-0		0-3-0		7-1-0	
2-4-0	0-0-0	0-0-0		CONFERENCE		0-0-0		2-4-0		0-0-0	
1-2-0	0-0-0	0-0-0		HOME		0-0-0		1-2-0		0-0-0	
1-2-0	0-0-0	0-0-0		AWAY		0-0-0		1-2-0		0-0-0	
0-0-0	0-0-0	0-0-0		NEUTRAL		0-0-0		0-0-0		0-0-0	
RPI	S	Opponent	Score	RPI	S	Opponent	Score	RPI	S	Opponent	Score
				30	A	South Carolina	0 3				
				30	N	South Carolina	1 15				
				39	A	Georgia	0 11				
				39	A	Georgia	0 11				
								102	H	Longwood	3 1
								102	H	Longwood	4 6
								102	H	Longwood	2 4
								124	A	East Carolina	19 0
								128	N	UT Martin	4 6
								137	A	Campbell	3 4
								137	A	Campbell	1 2
								137	A	Campbell	9 6
								144	A	Ga. Southern	10 7
								146	N	Massachusetts	2 3
								146	N	Massachusetts	1 2
								159	A	Charlotte	1 9
								196	N	Saint Francis (PA)	4 5
								213	N	Columbia	5 4
								255	N	Omaha	9 2
								262	N	Buffalo	13 9
								262	N	Buffalo	3 2
								266	N	Youngstown St.	6 2
								282	N	Savannah St.	6 1
								282	N	Savannah St.	7 1
				LAST 10 GAMES							
				102	H	Longwood	4 6	102	H	Longwood	3 1
				159	A	Charlotte	1 9	137	A	Campbell	3 4
				39	A	Georgia	0 11	137	A	Campbell	1 2
				137	A	Campbell	9 6	30	A	South Carolina	0 3
				102	H	Longwood	2 4	124	A	East Carolina	19 0

Non-Div. I Games:

Winthrop

Average RPI Win: 227		WON-LOST	WINNING	LAST 10	STRENGTH OF		OPP. STRENGTH	TEAM	ADJ	CONF.	ADJ CONF.
Average RPI Loss: 113		RECORD	PCT. RANK	GAMES	SCHEDULE		OF SCHEDULE	RPI	RPI	RPI	RPI
DIV. I ONLY		14-7-0	.66667	58	7-3-0		288	167	197	.46238	194
DIV. I NON-CONF.		10-6-0	.625	80	4-3-0		271	158	160	.48306	157
TOTALS		RPI 1-25	RPI 26-50		W-L RECORDS		RPI 51-100		RPI 101-150		RPI 150+
14-7-0		0-0-0	0-1-0		OVERALL		1-3-0		2-1-0		11-2-0
2-0-0		0-0-0	0-0-0		HOME		0-0-0		0-0-0		2-0-0
5-3-0		0-0-0	0-0-0		AWAY		0-2-0		0-1-0		5-0-0
7-4-0		0-0-0	0-1-0		NEUTRAL		1-1-0		2-0-0		4-2-0
10-6-0		0-0-0	0-1-0		NON-CONFERENCE		1-3-0		2-1-0		7-1-0
1-0-0		0-0-0	0-0-0		HOME		0-0-0		0-0-0		1-0-0
2-3-0		0-0-0	0-0-		AWAY		0-2-0		0-1-0		2-0-0
7-3-0		0-0-0	0-1-0		NEUTRAL		1-1-0		2-0-0		4-1-0
4-1-0		0-0-0	0-0-0		CONFERENCE		0-0-0		0-0-0		4-1-0
1-0-0		0-0-0	0-0-0		HOME		0-0-0		0-0-0		1-0-0
3-0-0		0-0-0	0-0-0		AWAY		0-0-0		0-0-0		3-0-0
0-1-0		0-0-0	0-0-0		NEUTRAL		0-0-0		0-0-0		0-1-0
RPI S	Opponent	Score	RPI S	Opponent	Score	RPI S	Opponent	Score	RPI S	Opponent	Score
			46 N	Missouri St.	2 6	53 A	Texas A&M	0 8	103 N	UTSA	6 2
						73 N	Wichita St.	5 2	129 A	Southeastern La.	0 7
						78 A	UT Arlington	1 2	142 N	SIUE	8 6
						78 N	UT Arlington	0 10	186 N	Tennessee St.	4 1
									197 N	Abilene Christian	0 9
									208 N	Alabama St.	3 11
									235 A	A&M-Corpus Christi	5 4
									235 A	A&M-Corpus Christi	3 2
									257 A	Alcorn	3 1
									257 A	Alcorn	9 0
									257 A	Alcorn	9 7
									278 N	N.C. Central	13 2
									285 N	Howard	7 1
									289 H	Delaware St.	5 4
									289 N	Delaware St.	4 1
									297 H	Southern U.	5 1
			LAST 10 GAMES								
			257 A	Alcorn	3 1	235 A	A&M-Corpus Christi	3 2			
			78 N	UT Arlington	0 10	257 A	Alcorn	9 0			
			289 N	Delaware St.	4 1	289 H	Delaware St.	5 4			
			78 A	UT Arlington	1 2	186 N	Tennessee St.	4 1			
			257 A	Alcorn	9 7	73 N	Wichita St.	5 2			

Non-Div. I Games:

Prairie View

Average RPI Win: 182		WON-LOST	WINNING	LAST 10	STRENGTH OF		OPP. STRENGTH	TEAM	ADJ	CONF.	ADJ CONF.					
Average RPI Loss: 127		RECORD	PCT. RANK	GAMES	SCHEDULE		OF SCHEDULE	RPI	RPI	RPI	RPI					
DIV. I ONLY		15-17-0	.46875	154	6-4-0		219	149	189	.46224	195	18	18			
DIV. I NON-CONF.		15-17-0	.46875	154	6-4-0		217	146	192	.46224	196	19	19			
TOTALS		RPI 1-25	RPI 26-50		W-L RECORDS		RPI 51-100		RPI 101-150		RPI 150+					
15-17-0		0-2-0	0-1-0		OVERALL		2-4-0		1-4-0		12-6-0					
0-0-0		0-0-0	0-0-0		HOME		0-0-0		0-0-0		0-0-0					
5-8-0		0-0-0	0-1-0		AWAY		1-3-0		0-3-0		4-1-0					
10-9-0		0-2-0	0-0-0		NEUTRAL		1-1-0		1-1-0		8-5-0					
15-17-0		0-2-0	0-1-0		NON-CONFERENCE		2-4-0		1-4-0		12-6-0					
0-0-0		0-0-0	0-0-0		HOME		0-0-0		0-0-0		0-0-0					
5-8-0		0-0-0	0-0-		AWAY		1-3-0		0-3-0		4-1-0					
10-9-0		0-2-0	0-0-0		NEUTRAL		1-1-0		1-1-0		8-5-0					
0-0-0		0-0-0	0-0-0		CONFERENCE		0-0-0		0-0-0		0-0-0					
0-0-0		0-0-0	0-0-0		HOME		0-0-0		0-0-0		0-0-0					
0-0-0		0-0-0	0-0-0		AWAY		0-0-0		0-0-0		0-0-0					
0-0-0		0-0-0	0-0-0		NEUTRAL		0-0-0		0-0-0		0-0-0					
RPI	S	Opponent	Score		RPI	S	Opponent	Score		RPI	S	Opponent	Score			
25	N	Tulsa	4	13	36	A	UNLV	1	10	52	N	Lipscomb	0	7		
25	N	Tulsa	0	2						54	A	Seattle U	2	6		
										54	A	Seattle U	5	1		
										56	A	Grand Canyon	2	8		
										57	A	Fresno St.	3	5		
										84	N	Long Beach St.	2	1		
												105	A	South Alabama	0	8
												136	A	Pacific	5	6
												136	A	Pacific	0	2
												143	N	Portland St.	3	6
												143	N	Portland St.	5	4
												154	N	Michigan St.	6	5
												154	N	Michigan St.	9	5
												155	N	Yale	6	5
												179	A	Stetson	0	1
												179	A	Stetson	6	3
												179	A	Stetson	9	4
												200	N	Mercer	4	2
												205	N	California Baptist	0	8
												205	N	California Baptist	0	3
												209	N	Seton Hall	4	6
												222	N	UC Santa Barbara	3	2
												230	N	Montana	6	2
												245	N	Mt. St. Mary's	6	5
												245	N	Mt. St. Mary's	11	2
												246	A	CSU Bakersfield	8	2
												246	A	CSU Bakersfield	7	4
												254	N	Utah Valley	4	8
												288	N	Southern Utah	6	7
LAST 10 GAMES																
					155	N	Yale	6	5	54	A	Seattle U	5	1		
					246	A	CSU Bakersfield	7	4	143	N	Portland St.	3	6		
					136	A	Pacific	0	2	54	A	Seattle U	2	6		
					179	A	Stetson	9	4	136	A	Pacific	5	6		
					143	N	Portland St.	5	4	246	A	CSU Bakersfield	8	2		

Non-Div. I Games:

North Dakota

Average RPI Win: 186		WON-LOST RECORD		WINNING PCT. RANK		LAST 10 GAMES		STRENGTH OF SCHEDULE		OPP. STRENGTH OF SCHEDULE		TEAM RPI		ADJ RPI		CONF. RPI		ADJ CONF. RPI	
DIV. I ONLY		10-18-0		.35714 214		2-8-0		136		214		195		.46185 196		29		29	
DIV. I NON-CONF.		10-18-0		.35714 213		2-8-0		129		218		198		.46185 197		29		29	
TOTALS		RPI 1-25		RPI 26-50		W-L RECORDS		RPI 51-100		RPI 101-150		RPI 150+							
10-18-0		0-1-0		0-1-0		OVERALL		2-3-0		1-4-0		7-9-0							
0-0-0		0-0-0		0-0-0		HOME		0-0-0		0-0-0		0-0-0							
1-5-0		0-1-0		0-1-0		AWAY		0-0-0		1-3-0		0-0-0							
9-13-0		0-0-0		0-0-0		NEUTRAL		2-3-0		0-1-0		7-9-0							
10-18-0		0-1-0		0-1-0		NON-CONFERENCE		2-3-0		1-4-0		7-9-0							
0-0-0		0-0-0		0-0-0		HOME		0-0-0		0-0-0		0-0-0							
1-5-0		0-1-0		0-0-		AWAY		0-0-0		1-3-0		0-0-0							
9-13-0		0-0-0		0-0-0		NEUTRAL		2-3-0		0-1-0		7-9-0							
0-0-0		0-0-0		0-0-0		CONFERENCE		0-0-0		0-0-0		0-0-0							
0-0-0		0-0-0		0-0-0		HOME		0-0-0		0-0-0		0-0-0							
0-0-0		0-0-0		0-0-0		AWAY		0-0-0		0-0-0		0-0-0							
0-0-0		0-0-0		0-0-0		NEUTRAL		0-0-0		0-0-0		0-0-0							
RPI	S	Opponent		Score		RPI	S	Opponent		Score		RPI	S	Opponent		Score			
11	A	Alabama		1	3	26	A	Indiana		6	13	71	N	South Dakota St.		2	7		
												85	N	Ohio		6	17		
												85	N	Ohio		19	18		
												86	N	Southern Miss.		1	0		
												96	N	Purdue		2	6		
														East Carolina		5	7		
														Gardner-Webb		1	2		
														UT Martin		1	3		
														Ga. Southern		5	6		
														Ga. Southern		10	1		
														Michigan St.		0	8		
														Michigan St.		2	8		
														Villanova		0	7		
														Western Mich.		8	10		
														Providence		1	2		
														ETSU		16	10		
														ETSU		6	15		
														Bowling Green		12	7		
														Bowling Green		7	8		
														Toledo		0	11		
														Toledo		9	7		
														Winthrop		5	4		
														Army West Point		1	9		
														Cleveland St.		9	3		
														Cleveland St.		5	0		
														Savannah St.		7	1		
LAST 10 GAMES																			
						26	A	Indiana		6	13	231	N	Army West Point		1	9		
						85	N	Ohio		6	17	162	N	Western Mich.		8	10		
						190	N	Toledo		9	7	167	N	Providence		1	2		
						190	N	Toledo		0	11	71	N	South Dakota St.		2	7		
						85	N	Ohio		19	18	160	N	Villanova		0	7		

Non-Div. I Games:

Saint Francis (PA)

Average RPI Win:	210	WON-LOST	WINNING	LAST 10	STRENGTH OF	OPP. STRENGTH	TEAM	ADJ	CONF.	ADJ CONF.	
Average RPI Loss:	100	RECORD	PCT. RANK	GAMES	SCHEDULE	OF SCHEDULE	RPI	RPI	RPI	RPI	
DIV. I ONLY	7-15-0	.31818	226	3-7-0	116	208	200	.45924	197	19	19
DIV. I NON-CONF.	6-10-0	.375	205	2-2-0	62	201	151	.488	152	18	18
<hr/>											
TOTALS	RPI 1-25	RPI 26-50		W-L RECORDS	RPI 51-100		RPI 101-150		RPI 150+		
7-15-0	0-0-0	0-4-0		OVERALL	0-5-0		1-0-0		6-6-0		
2-1-0	0-0-0	0-0-0		HOME	0-0-0		0-0-0		2-1-0		
1-6-0	0-0-0	0-1-0		AWAY	0-0-0		0-0-0		1-5-0		
4-8-0	0-0-0	0-3-0		NEUTRAL	0-5-0		1-0-0		3-0-0		
<hr/>											
6-10-0	0-0-0	0-4-0		NON-CONFERENCE	0-5-0		1-0-0		5-1-0		
2-1-0	0-0-0	0-0-0		HOME	0-0-0		0-0-0		2-1-0		
0-1-0	0-0-0	0-0-		AWAY	0-0-0		0-0-0		0-0-0		
4-8-0	0-0-0	0-3-0		NEUTRAL	0-5-0		1-0-0		3-0-0		
<hr/>											
1-5-0	0-0-0	0-0-0		CONFERENCE	0-0-0		0-0-0		1-5-0		
0-0-0	0-0-0	0-0-0		HOME	0-0-0		0-0-0		0-0-0		
1-5-0	0-0-0	0-0-0		AWAY	0-0-0		0-0-0		1-5-0		
0-0-0	0-0-0	0-0-0		NEUTRAL	0-0-0		0-0-0		0-0-0		
<hr/>											
RPI S	Opponent	Score	RPI S	Opponent	Score	RPI S	Opponent	Score	RPI S	Opponent	Score
			31 N	Colorado St.	1 5	73 N	Wichita St.	1 8	103 N	UTSA	6 5
			31 N	Colorado St.	2 3	73 N	Wichita St.	2 3	156 A	Northwestern St.	0 9
			47 N	North Dakota St.	5 6	73 N	Wichita St.	1 5	156 A	Northwestern St.	0 8
			48 A	Louisiana Tech	4 7	74 N	Southeast Mo. St.	2 10	156 A	Northwestern St.	2 7
						78 N	UT Arlington	1 2	164 A	Lamar University	4 5
									164 A	Lamar University	0 2
									164 A	Lamar University	5 3
									171 H	UMKC	2 8
									194 N	Prairie View	9 0
									237 H	Maine	9 2
									237 H	Maine	9 2
									261 N	Mississippi Val.	9 3
									276 N	Fairleigh Dickinson	4 2
<hr/>											
LAST 10 GAMES											
			237 H	Maine	9 2	31 N	Colorado St.	2 3			
			171 H	UMKC	2 8	103 N	UTSA	6 5			
			237 H	Maine	9 2	156 A	Northwestern St.	0 8			
			73 N	Wichita St.	2 3	164 A	Lamar University	5 3			
			47 N	North Dakota St.	5 6	156 A	Northwestern St.	0 9			

Non-Div. I Games:

Abilene Christian



Average RPI Win: 230		WON-LOST	WINNING	LAST 10	STRENGTH OF	OPP. STRENGTH	TEAM	ADJ	CONF.	ADJ CONF.						
Average RPI Loss: 166		RECORD	PCT. RANK	GAMES	SCHEDULE	OF SCHEDULE	RPI	RPI	RPI	RPI						
DIV. I ONLY		5-7-0	.41667	179	5-5-0	155	276	196	.45827	199	24	24				
DIV. I NON-CONF.		5-7-0	.41667	178	5-5-0	148	279	200	.45827	201	24	24				
<hr/>																
TOTALS		RPI 1-25		RPI 26-50		W-L RECORDS		RPI 51-100		RPI 101-150		RPI 150+				
5-7-0		0-0-0		0-0-0		OVERALL		0-2-0		0-1-0		5-4-0				
1-0-0		0-0-0		0-0-0		HOME		0-0-0		0-0-0		1-0-0				
1-1-0		0-0-0		0-0-0		AWAY		0-0-0		0-0-0		1-1-0				
3-6-0		0-0-0		0-0-0		NEUTRAL		0-2-0		0-1-0		3-3-0				
5-7-0		0-0-0		0-0-0		NON-CONFERENCE		0-2-0		0-1-0		5-4-0				
1-0-0		0-0-0		0-0-0		HOME		0-0-0		0-0-0		1-0-0				
1-1-0		0-0-0		0-0-		AWAY		0-0-0		0-0-0		1-1-0				
3-6-0		0-0-0		0-0-0		NEUTRAL		0-2-0		0-1-0		3-3-0				
0-0-0		0-0-0		0-0-0		CONFERENCE		0-0-0		0-0-0		0-0-0				
0-0-0		0-0-0		0-0-0		HOME		0-0-0		0-0-0		0-0-0				
0-0-0		0-0-0		0-0-0		AWAY		0-0-0		0-0-0		0-0-0				
0-0-0		0-0-0		0-0-0		NEUTRAL		0-0-0		0-0-0		0-0-0				
RPI	S	Opponent		Score	RPI	S	Opponent		Score	RPI	S	Opponent		Score		
										95	N	North Florida			1	4
										96	N	Purdue			8	10
										114	N	Middle Tenn.			2	4
										163	N	Hofstra			0	2
										169	H	Colgate			9	7
										178	N	South Dakota			0	2
										215	A	George Mason			7	2
										226	N	Georgetown			6	3
										245	N	Mt. St. Mary's			4	9
										268	A	Norfolk St.			0	1
271	N	Drexel			2	0										
271	N	Drexel			6	5										
LAST 10 GAMES																
268	A	Norfolk St.			0	1	169	H	Colgate			9	7			
245	N	Mt. St. Mary's			4	9	215	A	George Mason			7	2			
271	N	Drexel			6	5	114	N	Middle Tenn.			2	4			
271	N	Drexel			2	0	96	N	Purdue			8	10			
163	N	Hofstra			0	2	226	N	Georgetown			6	3			

Non-Div. I Games:

Albany (NY)





Average RPI Win:	174	WON-LOST RECORD	WINNING PCT. RANK	LAST 10 GAMES	STRENGTH OF SCHEDULE	OPP. STRENGTH OF SCHEDULE	TEAM RPI	ADJ RPI	CONF. RPI	ADJ CONF. RPI							
DIV. I ONLY		7-11-0	.38889	203	5-5-0	170	221	202	.45799	201	27	27					
DIV. I NON-CONF.		7-11-0	.38889	198	5-5-0	173	224	206	.45799	203	27	27					
<hr/>																	
TOTALS	RPI 1-25	RPI 26-50		W-L RECORDS		RPI 51-100		RPI 101-150		RPI 150+							
7-11-0	0-0-0	0-0-0		OVERALL		2-1-0		1-5-0		4-5-0							
0-0-0	0-0-0	0-0-0		HOME		0-0-0		0-0-0		0-0-0							
2-7-0	0-0-0	0-0-0		AWAY		1-1-0		1-4-0		0-2-0							
5-4-0	0-0-0	0-0-0		NEUTRAL		1-0-0		0-1-0		4-3-0							
<hr/>																	
7-11-0	0-0-0	0-0-0		NON-CONFERENCE		2-1-0		1-5-0		4-5-0							
0-0-0	0-0-0	0-0-0		HOME		0-0-0		0-0-0		0-0-0							
2-7-0	0-0-0	0-0-		AWAY		1-1-0		1-4-0		0-2-0							
5-4-0	0-0-0	0-0-0		NEUTRAL		1-0-0		0-1-0		4-3-0							
<hr/>																	
0-0-0	0-0-0	0-0-0		CONFERENCE		0-0-0		0-0-0		0-0-0							
0-0-0	0-0-0	0-0-0		HOME		0-0-0		0-0-0		0-0-0							
0-0-0	0-0-0	0-0-0		AWAY		0-0-0		0-0-0		0-0-0							
0-0-0	0-0-0	0-0-0		NEUTRAL		0-0-0		0-0-0		0-0-0							
<hr/>																	
RPI	S	Opponent	Score	RPI	S	Opponent	Score	RPI	S	Opponent	Score	RPI	S	Opponent	Score		
								60	A	UNC Greensboro	0	5	101	N	Loyola Chicago	0	10
								62	N	Fairfield	7	6	117	A	George Washington	4	2
								79	A	Elon	5	4	117	A	George Washington	7	8
								125	A	Gardner-Webb	1	5					
								137	A	Campbell	2	10					
								137	A	Campbell	5	11					
								173	N	Stony Brook	3	5					
								181	A	Bowling Green	4	8					
								181	A	Bowling Green	5	6					
								187	N	Sacred Heart	7	11					
226	N	Georgetown	8	7													
226	N	Georgetown	19	10													
238	N	Hartford	7	4													
269	N	Lafayette	10	3													
273	N	La Salle	5	6													
<hr/>																	
				LAST 10 GAMES													
226	N	Georgetown	8	7	137	A	Campbell	5	11								
181	A	Bowling Green	4	8	173	N	Stony Brook	3	5								
181	A	Bowling Green	5	6	226	N	Georgetown	19	10								
62	N	Fairfield	7	6	117	A	George Washington	4	2								
137	A	Campbell	2	10	117	A	George Washington	7	8								

Non-Div. I Games:

Oakland

Average RPI Win:		115	WON-LOST RECORD		WINNING PCT. RANK		LAST 10 GAMES		STRENGTH OF SCHEDULE		OPP. STRENGTH OF SCHEDULE		TEAM RPI		ADJ RPI		CONF. RPI		ADJ CONF. RPI		
DIV. I ONLY			4-21-0		.16	271	2-8-0		35		140		207		.45698		202	5		5	
DIV. I NON-CONF.			3-16-0		.15789	267	1-3-0		13		151		176		.47524		174	4		4	
TOTALS		RPI 1-25		RPI 26-50		W-L RECORDS		RPI 51-100		RPI 101-150		RPI 150+									
4-21-0		0-2-0		0-4-0		OVERALL		1-5-0		2-8-0		1-2-0									
0-0-0		0-0-0		0-0-0		HOME		0-0-0		0-0-0		0-0-0									
1-11-0		0-2-0		0-2-0		AWAY		0-1-0		1-5-0		0-1-0									
3-10-0		0-0-0		0-2-0		NEUTRAL		1-4-0		1-3-0		1-1-0									
3-16-0		0-2-0		0-4-0		NON-CONFERENCE		1-5-0		1-3-0		1-2-0									
0-0-0		0-0-0		0-0-0		HOME		0-0-0		0-0-0		0-0-0									
0-6-0		0-2-0		0-0-		AWAY		0-1-0		0-0-0		0-1-0									
3-10-0		0-0-0		0-2-0		NEUTRAL		1-4-0		1-3-0		1-1-0									
1-5-0		0-0-0		0-0-0		CONFERENCE		0-0-0		1-5-0		0-0-0									
0-0-0		0-0-0		0-0-0		HOME		0-0-0		0-0-0		0-0-0									
1-5-0		0-0-0		0-0-0		AWAY		0-0-0		1-5-0		0-0-0									
0-0-0		0-0-0		0-0-0		NEUTRAL		0-0-0		0-0-0		0-0-0									
RPI	S	Opponent		Score		RPI	S	Opponent		Score		RPI	S	Opponent		Score					
15	A	Ole Miss		3	4	37	A	UCF		1	9	73	N	Wichita St.		2	7				
15	A	Ole Miss		1	6	37	A	UCF		0	2	73	N	Wichita St.		4	2				
						45	N	Wisconsin		0	8	81	N	Coastal Caro.		0	5				
						45	N	Wisconsin		0	8	81	N	Coastal Caro.		3	11				
												96	N	Purdue		9	13				
												100	A	Liberty		1	4				
														113 N Nicholls St.		0	5				
														113 N Nicholls St.		5	3				
														115 A Duke		3	4				
														115 A Duke		5	3				
														115 A Duke		0	8				
														122 N Nebraska		2	16				
														122 N Nebraska		1	14				
														126 A Virginia		6	7				
														126 A Virginia		4	7				
														126 A Virginia		4	5				
														152 A Col. of Charleston		4	10				
														157 N Penn St.		2	0				
														180 N Central Mich.		6	11				
LAST 10 GAMES																					
126 A Virginia						4	7	100 A Liberty						1	4						
122 N Nebraska						1	14	126 A Virginia						6	7						
115 A Duke						5	3	126 A Virginia						4	5						
115 A Duke						0	8	113 N Nicholls St.						5	3						
115 A Duke						3	4	15 A Ole Miss						3	4						

**Non-Div. I Games:**

Pittsburgh

Average RPI Win: 226		WON-LOST	WINNING	LAST 10	STRENGTH OF		OPP. STRENGTH	TEAM	ADJ	CONF.	ADJ CONF.
Average RPI Loss: 82		RECORD	PCT. RANK	GAMES	SCHEDULE		OF SCHEDULE	RPI	RPI	RPI	RPI
DIV. I ONLY		6-13-0	.31579 229	0-10-0	147		124	205	.45688 203	25	25
DIV. I NON-CONF.		6-13-0	.31579 230	0-10-0	139		127	207	.45688 205	25	25
TOTALS		RPI 1-25	RPI 26-50	W-L RECORDS	RPI 51-100		RPI 101-150	RPI 150+			
6-13-0	0-2-0		0-4-0	OVERALL	0-3-0		0-2-0	6-2-0			
0-0-0	0-0-0		0-0-0	HOME	0-0-0		0-0-0	0-0-0			
2-6-0	0-0-0		0-2-0	AWAY	0-2-0		0-0-0	2-2-0			
4-7-0	0-2-0		0-2-0	NEUTRAL	0-1-0		0-2-0	4-0-0			
6-13-0	0-2-0		0-4-0	NON-CONFERENCE	0-3-0		0-2-0	6-2-0			
0-0-0	0-0-0		0-0-0	HOME	0-0-0		0-0-0	0-0-0			
2-6-0	0-0-0		0-0-	AWAY	0-2-0		0-0-0	2-2-0			
4-7-0	0-2-0		0-2-0	NEUTRAL	0-1-0		0-2-0	4-0-0			
0-0-0	0-0-0		0-0-0	CONFERENCE	0-0-0		0-0-0	0-0-0			
0-0-0	0-0-0		0-0-0	HOME	0-0-0		0-0-0	0-0-0			
0-0-0	0-0-0		0-0-0	AWAY	0-0-0		0-0-0	0-0-0			
0-0-0	0-0-0		0-0-0	NEUTRAL	0-0-0		0-0-0	0-0-0			
RPI S	Opponent	Score	RPI S	Opponent	Score	RPI S	Opponent	Score	RPI S	Opponent	Score
23 N	James Madison	3 12	32 A	Arizona St.	1 4	56 A	Grand Canyon	0 5	138 N	Weber St.	5 13
24 N	Michigan	0 5	32 A	Arizona St.	0 14	56 A	Grand Canyon	0 9	138 N	Weber St.	2 11
			44 N	Ohio St.	0 2	93 N	New Mexico St.	5 9	177 A	UNCW	5 4
			44 N	Ohio St.	3 12				177 A	UNCW	0 3
									178 N	South Dakota	6 2
									209 A	Seton Hall	8 4
									209 A	Seton Hall	4 5
									258 N	UMBC	6 3
									258 N	UMBC	5 2
									274 N	N.C. A&T	10 0
			LAST 10 GAMES								
			177 A	UNCW	0 3	138 N	Weber St.	5 13			
			209 A	Seton Hall	4 5	44 N	Ohio St.	0 2			
			209 A	Seton Hall	8 4	138 N	Weber St.	2 11			
			56 A	Grand Canyon	0 9	56 A	Grand Canyon	0 5			
			44 N	Ohio St.	3 12	32 A	Arizona St.	0 14			

Non-Div. I Games:

Lehigh

Average RPI Win:		202	WON-LOST		WINNING		LAST 10		STRENGTH OF		OPP. STRENGTH		TEAM	ADJ		CONF.	ADJ CONF.
Average RPI Loss:		94	RECORD		PCT. RANK		GAMES		SCHEDULE		OF SCHEDULE		RPI	RPI		RPI	RPI
DIV. I ONLY			8-13-0		.38095 208		5-5-0		198		98		201	.45673 204		6	6
DIV. I NON-CONF.			8-13-0		.38095 204		5-5-0		201		94		205	.45673 206		6	6
TOTALS		RPI 1-25		RPI 26-50		W-L RECORDS		RPI 51-100		RPI 101-150		RPI 150+					
8-13-0		0-1-0		0-1-0		OVERALL		0-7-0		1-3-0		7-1-0					
0-0-0		0-0-0		0-0-0		HOME		0-0-0		0-0-0		0-0-0					
1-6-0		0-0-0		0-1-0		AWAY		0-4-0		0-1-0		1-0-0					
7-7-0		0-1-0		0-0-0		NEUTRAL		0-3-0		1-2-0		6-1-0					
8-13-0		0-1-0		0-1-0		NON-CONFERENCE		0-7-0		1-3-0		7-1-0					
0-0-0		0-0-0		0-0-0		HOME		0-0-0		0-0-0		0-0-0					
1-6-0		0-0-0		0-0-		AWAY		0-4-0		0-1-0		1-0-0					
7-7-0		0-1-0		0-0-0		NEUTRAL		0-3-0		1-2-0		6-1-0					
0-0-0		0-0-0		0-0-0		CONFERENCE		0-0-0		0-0-0		0-0-0					
0-0-0		0-0-0		0-0-0		HOME		0-0-0		0-0-0		0-0-0					
0-0-0		0-0-0		0-0-0		AWAY		0-0-0		0-0-0		0-0-0					
0-0-0		0-0-0		0-0-0		NEUTRAL		0-0-0		0-0-0		0-0-0					
RPI	S	Opponent		Score		RPI	S	Opponent		Score		RPI	S	Opponent		Score	
2	N	UCLA		0	4	50	A	Cal St. Fullerton		3	11	51	A	Fla. Atlantic		2	3
												51	A	Fla. Atlantic		2	3
												59	A	USC Upstate		2	3
												59	A	USC Upstate		2	4
												91	N	FGCU		0	7
												91	N	FGCU		0	1
												92	N	FIU		0	7
														119 A CSUN		3	6
														141 N New Mexico		2	1
														149 N Boston U.		3	7
														149 N Boston U.		3	9
														154 N Michigan St.		3	2
														178 N South Dakota		7	0
														178 N South Dakota		8	0
														200 A Mercer		6	1
														233 N Fordham		3	1
														260 N Cleveland St.		0	1
														265 N Bryant		11	0
														265 N Bryant		3	0
LAST 10 GAMES																	
						149	N	Boston U.		3	9	233	N	Fordham		3	1
						200	A	Mercer		6	1	2	N	UCLA		0	4
						178	N	South Dakota		7	0	141	N	New Mexico		2	1
						260	N	Cleveland St.		0	1	119	A	CSUN		3	6
						178	N	South Dakota		8	0	50	A	Cal St. Fullerton		3	11

Non-Div. I Games:

UConn

Average RPI Win:	191	WON-LOST	WINNING	LAST 10	STRENGTH OF	OPP. STRENGTH	TEAM	ADJ	CONF.	ADJ CONF.	
Average RPI Loss:	118	RECORD	PCT. RANK	GAMES	SCHEDULE	OF SCHEDULE	RPI	RPI	RPI	RPI	
DIV. I ONLY	13-15-0	.46429	156	7-3-0	252	121	210	.45629	205	16	16
DIV. I NON-CONF.	13-15-0	.46429	156	7-3-0	255	120	210	.45629	207	16	16
<hr/>											
TOTALS	RPI 1-25	RPI 26-50		W-L RECORDS		RPI 51-100		RPI 101-150		RPI 150+	
13-15-0	0-0-0	0-1-0		OVERALL		2-4-0		1-6-0		10-4-0	
5-1-0	0-0-0	0-0-0		HOME		2-0-0		0-0-0		3-1-0	
1-6-0	0-0-0	0-0-0		AWAY		0-3-0		1-3-0		0-0-0	
7-8-0	0-0-0	0-1-0		NEUTRAL		0-1-0		0-3-0		7-3-0	
<hr/>											
13-15-0	0-0-0	0-1-0		NON-CONFERENCE		2-4-0		1-6-0		10-4-0	
5-1-0	0-0-0	0-0-0		HOME		2-0-0		0-0-0		3-1-0	
1-6-0	0-0-0	0-0-		AWAY		0-3-0		1-3-0		0-0-0	
7-8-0	0-0-0	0-1-0		NEUTRAL		0-1-0		0-3-0		7-3-0	
<hr/>											
0-0-0	0-0-0	0-0-0		CONFERENCE		0-0-0		0-0-0		0-0-0	
0-0-0	0-0-0	0-0-0		HOME		0-0-0		0-0-0		0-0-0	
0-0-0	0-0-0	0-0-0		AWAY		0-0-0		0-0-0		0-0-0	
0-0-0	0-0-0	0-0-0		NEUTRAL		0-0-0		0-0-0		0-0-0	
<hr/>											
RPI	S	Opponent	Score	RPI	S	Opponent	Score	RPI	S	Opponent	Score
				34	N	Oregon St.	0 2	53	A	Texas A&M	1 9
								53	A	Texas A&M	0 15
								57	A	Fresno St.	4 6
								57	H	Fresno St.	8 0
								72	H	North Texas	6 5
								72	N	North Texas	7 8
										104	N Nevada
										104	N Nevada
										112	N Sacramento St.
										119	A CSUN
										119	A CSUN
										136	A Pacific
										136	A Pacific
										172	N Cal Poly
										178	H South Dakota
										178	H South Dakota
										184	N UTEP
										195	N North Dakota
										195	N North Dakota
										217	N Northern Colo.
										222	N UC Santa Barbara
										222	N UC Santa Barbara
										222	N UC Santa Barbara
										230	N Montana
										236	N Dartmouth
										288	H Southern Utah
										288	H Southern Utah
<hr/>											
LAST 10 GAMES											
				288	H	Southern Utah	8 7	119	A	CSUN	1 2
				288	H	Southern Utah	9 0	172	N	Cal Poly	1 3
				112	N	Sacramento St.	1 2	236	N	Dartmouth	5 4
				119	A	CSUN	7 6	222	N	UC Santa Barbara	11 8
				178	H	South Dakota	7 6	57	A	Fresno St.	4 6

Non-Div. I Games:

California Baptist

Average RPI Win: 213		WON-LOST RECORD	WINNING PCT. RANK	LAST 10 GAMES	STRENGTH OF SCHEDULE	OPP. STRENGTH OF SCHEDULE	TEAM RPI	ADJ RPI	CONF. RPI	ADJ CONF. RPI	
Average RPI Loss: 117											
DIV. I ONLY		8-16-0	.33333 217	3-7-0	133	215	204	.45622 206	21	21	
DIV. I NON-CONF.		7-14-0	.33333 217	2-5-0	56	215	166	.47783 166	21	21	
<hr/>											
TOTALS		RPI 1-25		RPI 26-50		W-L RECORDS		RPI 51-100		RPI 101-150	RPI 150+
8-16-0		0-2-0		0-2-0		OVERALL		0-5-0		1-1-0	7-6-0
0-1-0		0-0-0		0-1-0		HOME		0-0-0		0-0-0	0-0-0
3-5-0		0-2-0		0-0-0		AWAY		0-1-0		0-0-0	3-2-0
5-10-0		0-0-0		0-1-0		NEUTRAL		0-4-0		1-1-0	4-4-0
<hr/>											
7-14-0		0-2-0		0-2-0		NON-CONFERENCE		0-5-0		1-1-0	6-4-0
0-1-0		0-0-0		0-1-0		HOME		0-0-0		0-0-0	0-0-0
2-3-0		0-2-0		0-0-		AWAY		0-1-0		0-0-0	2-0-0
5-10-0		0-0-0		0-1-0		NEUTRAL		0-4-0		1-1-0	4-4-0
<hr/>											
1-2-0		0-0-0		0-0-0		CONFERENCE		0-0-0		0-0-0	1-2-0
0-0-0		0-0-0		0-0-0		HOME		0-0-0		0-0-0	0-0-0
1-2-0		0-0-0		0-0-0		AWAY		0-0-0		0-0-0	1-2-0
0-0-0		0-0-0		0-0-0		NEUTRAL		0-0-0		0-0-0	0-0-0
<hr/>											
RPI S	Opponent	Score		RPI S	Opponent	Score		RPI S	Opponent	Score	
17 A	Auburn	2	7	28 H	Virginia Tech	0	10	55 N	Louisville	0	1
17 A	Auburn	2	5	36 N	UNLV	3	8	55 N	Louisville	0	6
								67 N	Iowa St.	1	2
								76 N	Appalachian St.	0	2
								79 A	Elon	4	8
								135 N	Austin Peay	4	3
								135 N	Austin Peay	4	12
								152 A	Col. of Charleston	5	1
								166 N	Jacksonville	2	5
								177 A	UNCW	5	2
								189 N	UMass Lowell	1	2
								200 N	Mercer	8	3
								223 N	Rhode Island	3	4
								223 N	Rhode Island	7	1
								236 N	Dartmouth	0	7
								248 A	Charleston So.	1	2
								248 A	Charleston So.	3	1
								248 A	Charleston So.	7	9
								285 N	Howard	15	4
								285 N	Howard	16	3
<hr/>											
LAST 10 GAMES											
17 A	Auburn	2	7	79 A	Elon	4	8				
55 N	Louisville	0	6	55 N	Louisville	0	1				
248 A	Charleston So.	7	9	200 N	Mercer	8	3				
248 A	Charleston So.	3	1	17 A	Auburn	2	5				
248 A	Charleston So.	1	2	135 N	Austin Peay	4	3				

Non-Div. I Games:

Radford

Average RPI Win:	197	WON-LOST	WINNING	LAST 10	STRENGTH OF	OPP. STRENGTH	TEAM	ADJ	CONF.	ADJ CONF.	
Average RPI Loss:	123	RECORD	PCT. RANK	GAMES	SCHEDULE	OF SCHEDULE	RPI	RPI	RPI	RPI	
DIV. I ONLY	10-12-0	.45455	164	3-7-0	231	166	203	.45414	207	11	11
DIV. I NON-CONF.	9-10-0	.47368	148	2-5-0	233	177	202	.45607	208	11	11
<hr/>											
TOTALS	RPI 1-25	RPI 26-50		W-L RECORDS	RPI 51-100		RPI 101-150		RPI 150+		
10-12-0	0-0-0	0-1-0		OVERALL	0-5-0		2-3-0		8-3-0		
2-3-0	0-0-0	0-0-0		HOME	0-0-0		1-2-0		1-1-0		
2-5-0	0-0-0	0-0-0		AWAY	0-5-0		0-0-0		2-0-0		
6-4-0	0-0-0	0-1-0		NEUTRAL	0-0-0		1-1-0		5-2-0		
9-10-0	0-0-0	0-1-0		NON-CONFERENCE	0-5-0		1-1-0		8-3-0		
1-1-0	0-0-0	0-0-0		HOME	0-0-0		0-0-0		1-1-0		
2-5-0	0-0-0	0-0-		AWAY	0-5-0		0-0-0		2-0-0		
6-4-0	0-0-0	0-1-0		NEUTRAL	0-0-0		1-1-0		5-2-0		
1-2-0	0-0-0	0-0-0		CONFERENCE	0-0-0		1-2-0		0-0-0		
1-2-0	0-0-0	0-0-0		HOME	0-0-0		1-2-0		0-0-0		
0-0-0	0-0-0	0-0-0		AWAY	0-0-0		0-0-0		0-0-0		
0-0-0	0-0-0	0-0-0		NEUTRAL	0-0-0		0-0-0		0-0-0		
RPI	S	Opponent	Score	RPI	S	Opponent	Score	RPI	S	Opponent	Score
				40	N	Missouri	1 11	55	A	Louisville	1 7
								55	A	Louisville	0 3
								77	A	Western Ky.	7 9
								88	A	Chattanooga	5 6
								90	A	Memphis	2 3
								123	H	UNI	3 10
								123	H	UNI	2 1
								123	H	UNI	3 6
								127	N	Belmont	2 7
								131	N	Tennessee Tech	6 5
								179	A	Stetson	6 4
								179	A	Stetson	10 2
								190	N	Toledo	5 1
								210	N	Dayton	4 3
								228	H	IUPUI	3 6
								228	H	IUPUI	9 2
								228	N	IUPUI	6 3
								228	N	IUPUI	3 8
								239	N	Butler	5 0
								239	N	Butler	4 6
								260	N	Cleveland St.	3 0
<hr/>											
LAST 10 GAMES											
				55	A	Louisville	0 3	179	A	Stetson	10 2
				260	N	Cleveland St.	3 0	123	H	UNI	2 1
				239	N	Butler	4 6	123	H	UNI	3 6
				123	H	UNI	3 10	228	H	IUPUI	9 2
				228	H	IUPUI	3 6	90	A	Memphis	2 3

Non-Div. I Games:

Indiana St.

Average RPI Win:		271	WON-LOST RECORD		WINNING PCT. RANK		LAST 10 GAMES		STRENGTH OF SCHEDULE		OPP. STRENGTH OF SCHEDULE		TEAM RPI		ADJ RPI		CONF. RPI		ADJ CONF. RPI	
DIV. I ONLY			13-10-0		.56522 107		5-5-0		257		290		208		.45299 208		31		31	
DIV. I NON-CONF.			5-10-0		.33333 217		2-5-0		245		240		251		.41358 250		31		31	
TOTALS		RPI 1-25		RPI 26-50		W-L RECORDS		RPI 51-100		RPI 101-150		RPI 150+								
13-10-0		0-0-0		0-1-0		OVERALL		0-1-0		0-4-0		13-4-0								
8-8-0		0-0-0		0-0-0		HOME		0-1-0		0-4-0		8-3-0								
1-1-0		0-0-0		0-1-0		AWAY		0-0-0		0-0-0		1-0-0								
4-1-0		0-0-0		0-0-0		NEUTRAL		0-0-0		0-0-0		4-1-0								
5-10-0		0-0-0		0-1-0		NON-CONFERENCE		0-1-0		0-4-0		5-4-0								
2-8-0		0-0-0		0-0-0		HOME		0-1-0		0-4-0		2-3-0								
0-1-0		0-0-0		0-0-		AWAY		0-0-0		0-0-0		0-0-0								
3-1-0		0-0-0		0-0-0		NEUTRAL		0-0-0		0-0-0		3-1-0								
8-0-0		0-0-0		0-0-0		CONFERENCE		0-0-0		0-0-0		8-0-0								
6-0-0		0-0-0		0-0-0		HOME		0-0-0		0-0-0		6-0-0								
1-0-0		0-0-0		0-0-0		AWAY		0-0-0		0-0-0		1-0-0								
1-0-0		0-0-0		0-0-0		NEUTRAL		0-0-0		0-0-0		1-0-0								
RPI	S	Opponent		Score		RPI	S	Opponent		Score		RPI	S	Opponent		Score				
						33	A	Mississippi St.	1	3										
														107	H	Eastern Ky.	2	6		
														128	H	UT Martin	1	10		
														129	H	Southeastern La.	3	8		
														131	H	Tennessee Tech	1	2		
														171	H	UMKC	7	2		
														176	H	Western Caro.	8	9		
														186	N	Tennessee St.	1	4		
														194	N	Prairie View	11	3		
														218	H	Purdue Fort Wayne	6	9		
														232	H	Presbyterian	3	8		
														253	H	Alabama A&M	6	3		
														278	N	N.C. Central	4	2		
														285	H	Howard	5	4		
														285	N	Howard	10	1		
														289	N	Delaware St.	9	5		
														294	H	Grambling	2	1		
														294	H	Grambling	5	3		
														294	H	Grambling	12	0		
														294	H	Grambling	3	1		
														294	H	Grambling	5	3		
														297	A	Southern U.	8	0		
LAST 10 GAMES					LAST 10 GAMES					LAST 10 GAMES										
						294	H	Grambling	5	3				294	H	Grambling	5	3		
						129	H	Southeastern La.	3	8				294	H	Grambling	2	1		
						107	H	Eastern Ky.	2	6				86	H	Southern Miss.	0	5		
						285	N	Howard	10	1				289	N	Delaware St.	9	5		
						294	H	Grambling	12	0				186	N	Tennessee St.	1	4		

**Non-Div. I Games:**

Alabama St.



Average RPI Win:	195	WON-LOST	WINNING	LAST 10	STRENGTH OF	OPP. STRENGTH	TEAM	ADJ	CONF.	ADJ CONF.	
Average RPI Loss:	134	RECORD	PCT. RANK	GAMES	SCHEDULE	OF SCHEDULE	RPI	RPI	RPI	RPI	
DIV. I ONLY	9-13-0	.40909	186	3-7-0	187	233	206	.45056	209	22	22
DIV. I NON-CONF.	9-13-0	.40909	184	3-7-0	193	236	208	.45056	209	22	22
<hr/>											
TOTALS	RPI 1-25	RPI 26-50		W-L RECORDS	RPI 51-100		RPI 101-150		RPI 150+		
9-13-0	0-0-0	0-3-0		OVERALL	2-4-0		0-1-0		7-5-0		
2-2-0	0-0-0	0-0-0		HOME	0-0-0		0-0-0		2-2-0		
0-1-0	0-0-0	0-1-0		AWAY	0-0-0		0-0-0		0-0-0		
7-10-0	0-0-0	0-2-0		NEUTRAL	2-4-0		0-1-0		5-3-0		
9-13-0	0-0-0	0-3-0		NON-CONFERENCE	2-4-0		0-1-0		7-5-0		
2-2-0	0-0-0	0-0-0		HOME	0-0-0		0-0-0		2-2-0		
0-1-0	0-0-0	0-0-		AWAY	0-0-0		0-0-0		0-0-0		
7-10-0	0-0-0	0-2-0		NEUTRAL	2-4-0		0-1-0		5-3-0		
0-0-0	0-0-0	0-0-0		CONFERENCE	0-0-0		0-0-0		0-0-0		
0-0-0	0-0-0	0-0-0		HOME	0-0-0		0-0-0		0-0-0		
0-0-0	0-0-0	0-0-0		AWAY	0-0-0		0-0-0		0-0-0		
0-0-0	0-0-0	0-0-0		NEUTRAL	0-0-0		0-0-0		0-0-0		
RPI	S	Opponent	Score	RPI	S	Opponent	Score	RPI	S	Opponent	Score
26	N	Indiana	2 6	72	N	North Texas	2 14	146	N	Massachusetts	5 8
36	A	UNLV	6 7	84	N	Long Beach St.	2 11	156	N	Northwestern St.	4 3
37	N	UCF	0 9	88	N	Chattanooga	7 6	156	N	Northwestern St.	5 3
				88	N	Chattanooga	8 2	195	N	North Dakota	6 4
				91	N	FGCU	0 8	198	N	Eastern Ill.	3 4
				96	N	Purdue	0 7	203	H	Lehigh	4 8
								203	H	Lehigh	5 4
								218	H	Marist	1 8
								254	N	Utah Valley	3 11
								277	N	Central Conn. St.	9 11
								288	N	Southern Utah	2 1
								291	H	Saint Peter's	6 0
								292	N	Ark.-Pine Bluff	7 2
<hr/>											
LAST 10 GAMES											
291	H	Saint Peter's	6 0	88	N	Chattanooga	8 2				
218	H	Marist	1 8	91	N	FGCU	0 8				
203	H	Lehigh	5 4	198	N	Eastern Ill.	3 4				
203	H	Lehigh	4 8	88	N	Chattanooga	7 6				
96	N	Purdue	0 7	277	N	Central Conn. St.	9 11				

Non-Div. I Games:

Seton Hall

Average RPI Win: 194		WON-LOST	WINNING	LAST 10	STRENGTH OF		OPP. STRENGTH	TEAM	ADJ		CONF.	ADJ CONF.						
Average RPI Loss: 137		RECORD	PCT. RANK	GAMES	SCHEDULE		OF SCHEDULE	RPI	RPI		RPI	RPI						
DIV. I ONLY		9-14-0	.3913	200	2-8-0		181	228	209	.44976	210	26	26					
DIV. I NON-CONF.		9-14-0	.3913	196	2-8-0		188	231	209	.44976	211	26	26					
TOTALS		RPI 1-25	RPI 26-50		W-L RECORDS		RPI 51-100		RPI 101-150		RPI 150+							
9-14-0	0-0-0	0-2-0		OVERALL		0-3-0		4-2-0		5-7-0								
0-0-0	0-0-0	0-0-0		HOME		0-0-0		0-0-0		0-0-0								
3-6-0	0-0-0	0-2-0		AWAY		0-2-0		2-1-0		1-1-0								
6-8-0	0-0-0	0-0-0		NEUTRAL		0-1-0		2-1-0		4-6-0								
9-14-0	0-0-0	0-2-0		NON-CONFERENCE		0-3-0		4-2-0		5-7-0								
0-0-0	0-0-0	0-0-0		HOME		0-0-0		0-0-0		0-0-0								
3-6-0	0-0-0	0-0-		AWAY		0-2-0		2-1-0		1-1-0								
6-8-0	0-0-0	0-0-0		NEUTRAL		0-1-0		2-1-0		4-6-0								
0-0-0	0-0-0	0-0-0		CONFERENCE		0-0-0		0-0-0		0-0-0								
0-0-0	0-0-0	0-0-0		HOME		0-0-0		0-0-0		0-0-0								
0-0-0	0-0-0	0-0-0		AWAY		0-0-0		0-0-0		0-0-0								
0-0-0	0-0-0	0-0-0		NEUTRAL		0-0-0		0-0-0		0-0-0								
RPI	S	Opponent	Score		RPI	S	Opponent	Score		RPI	S	Opponent	Score					
			31	A	Colorado St.	0	10	65	A	Miami (OH)	0	8	107	A	Eastern Ky.	2	0	
			31	A	Colorado St.	3	14	80	N	Syracuse	6	7	107	A	Eastern Ky.	1	4	
								88	A	Chattanooga	0	8	127	A	Belmont	3	2	
													135	N	Austin Peay	8	7	
													135	N	Austin Peay	0	6	
													145	N	Kennesaw St.	10	8	
													154	N	Michigan St.	2	4	
													154	N	Michigan St.	1	9	
													178	N	South Dakota	0	18	
													178	N	South Dakota	4	3	
													190	N	Toledo	5	6	
													207	N	Indiana St.	3	4	
													248	A	Charleston So.	1	9	
													248	A	Charleston So.	3	2	
													252	N	Wagner	12	13	
													253	N	Alabama A&M	8	3	
													259	N	Northern Ky.	3	1	
													295	N	UMES	14	0	
LAST 10 GAMES																		
			31	A	Colorado St.	0	10	135	N	Austin Peay	0	6						
			107	A	Eastern Ky.	1	4	135	N	Austin Peay	8	7						
					65	A	Miami (OH)	0	8	107	A	Eastern Ky.	2	0				
					154	N	Michigan St.	2	4	31	A	Colorado St.	3	14				
					154	N	Michigan St.	1	9	252	N	Wagner	12	13				

Non-Div. I Games:

Dayton

Average RPI Win:		183	WON-LOST RECORD		WINNING PCT. RANK		LAST 10 GAMES		STRENGTH OF SCHEDULE		OPP. STRENGTH OF SCHEDULE		TEAM RPI		ADJ RPI		CONF. RPI		ADJ CONF. RPI										
DIV. I ONLY			7-16-0		.30435 233		2-8-0		153		115		211		.44917 211		23		23										
DIV. I NON-CONF.			7-16-0		.30435 232		2-8-0		146		114		211		.44917 212		23		23										
TOTALS		RPI 1-25		RPI 26-50		W-L RECORDS		RPI 51-100		RPI 101-150		RPI 150+																	
7-16-0		0-3-0		0-3-0		OVERALL		2-2-0		0-4-0		5-4-0																	
0-0-0		0-0-0		0-0-0		HOME		0-0-0		0-0-0		0-0-0																	
1-5-0		0-2-0		0-2-0		AWAY		1-0-0		0-1-0		0-0-0																	
6-11-0		0-1-0		0-1-0		NEUTRAL		1-2-0		0-3-0		5-4-0																	
7-16-0		0-3-0		0-3-0		NON-CONFERENCE		2-2-0		0-4-0		5-4-0																	
0-0-0		0-0-0		0-0-0		HOME		0-0-0		0-0-0		0-0-0																	
1-5-0		0-2-0		0-0-		AWAY		1-0-0		0-1-0		0-0-0																	
6-11-0		0-1-0		0-1-0		NEUTRAL		1-2-0		0-3-0		5-4-0																	
0-0-0		0-0-0		0-0-0		CONFERENCE		0-0-0		0-0-0		0-0-0																	
0-0-0		0-0-0		0-0-0		HOME		0-0-0		0-0-0		0-0-0																	
0-0-0		0-0-0		0-0-0		AWAY		0-0-0		0-0-0		0-0-0																	
0-0-0		0-0-0		0-0-0		NEUTRAL		0-0-0		0-0-0		0-0-0																	
RPI	S	Opponent		Score		RPI	S	Opponent		Score		RPI	S	Opponent		Score													
3	A	Washington		0	6	31	A	Colorado St.		0	16	54	N	Seattle U		1	6	108	A	UC Riverside	2	5							
3	A	Washington		0	8	44	N	Ohio St.		3	9	55	N	Louisville		3	0	122	N	Nebraska	0	5							
16	N	Northwestern		4	7	50	A	Cal St. Fullerton		2	3	75	N	Loyola Marymount		0	1	122	N	Nebraska	4	10							
												98 A UC Davis						136 N Pacific						3		5			
																		161 N Northern Ill.						0		9			
																		173 N Stony Brook						10		8			
																		184 N UTEP						3		1			
																		247 N Saint Mary's (CA)						3		7			
																		247 N Saint Mary's (CA)						6		3			
																		259 N Northern Ky.						2		1			
																		259 N Northern Ky.						5		7			
																		259 N Northern Ky.						0		3			
																		262 N Buffalo						3		2			
						LAST 10 GAMES																							
						259 N Northern Ky.						2		1	44 N Ohio St.						3		9						
						108 A UC Riverside						2		5	3 A Washington						0		6						
						259 N Northern Ky.						0		3	161 N Northern Ill.						0		9						
						259 N Northern Ky.						5		7	122 N Nebraska						0		5						
						3 A Washington						0		8	173 N Stony Brook						10		8						

Non-Div. I Games:

Idaho St.

Average RPI Win: 219		WON-LOST RECORD		WINNING PCT. RANK		LAST 10 GAMES		STRENGTH OF SCHEDULE		OPP. STRENGTH OF SCHEDULE		TEAM RPI		ADJ RPI		CONF. RPI		ADJ CONF. RPI	
DIV. I ONLY		6-7-0		.46154 158		4-6-0		241		234		212		.44848 212		24		24	
DIV. I NON-CONF.		6-7-0		.46154 157		4-6-0		239		237		213		.44848 213		24		24	
TOTALS		RPI 1-25		RPI 26-50		W-L RECORDS		RPI 51-100		RPI 101-150		RPI 150+							
6-7-0		0-1-0		0-0-0		OVERALL		0-2-0		2-0-0		4-4-0							
1-0-0		0-0-0		0-0-0		HOME		0-0-0		0-0-0		1-0-0							
1-1-0		0-1-0		0-0-0		AWAY		0-0-0		1-0-0		0-0-0							
4-6-0		0-0-0		0-0-0		NEUTRAL		0-2-0		1-0-0		3-4-0							
6-7-0		0-1-0		0-0-0		NON-CONFERENCE		0-2-0		2-0-0		4-4-0							
1-0-0		0-0-0		0-0-0		HOME		0-0-0		0-0-0		1-0-0							
1-1-0		0-1-0		0-0-		AWAY		0-0-0		1-0-0		0-0-0							
4-6-0		0-0-0		0-0-0		NEUTRAL		0-2-0		1-0-0		3-4-0							
0-0-0		0-0-0		0-0-0		CONFERENCE		0-0-0		0-0-0		0-0-0							
0-0-0		0-0-0		0-0-0		HOME		0-0-0		0-0-0		0-0-0							
0-0-0		0-0-0		0-0-0		AWAY		0-0-0		0-0-0		0-0-0							
0-0-0		0-0-0		0-0-0		NEUTRAL		0-0-0		0-0-0		0-0-0							
RPI	S	Opponent		Score		RPI	S	Opponent		Score		RPI	S	Opponent		Score			
23	A	James Madison		0 15															
									</										

Non-Div. I Games:

Binghamton

Average RPI Win:	201	WON-LOST	WINNING	LAST 10	STRENGTH OF	OPP. STRENGTH	TEAM	ADJ	CONF.	ADJ CONF.	
Average RPI Loss:	145	RECORD	PCT. RANK	GAMES	SCHEDULE	OF SCHEDULE	RPI	RPI	RPI	RPI	
DIV. I ONLY		6-9-0	.4 189	4-6-0	204	230	213	.4478 213	28	28	
DIV. I NON-CONF.		6-9-0	.4 185	4-6-0	205	233	214	.4478 214	28	28	
<hr/>											
TOTALS	RPI 1-25	RPI 26-50		W-L RECORDS		RPI 51-100		RPI 101-150		RPI 150+	
6-9-0	0-0-0	0-0-0		OVERALL		1-1-0		1-6-0		4-2-0	
0-0-0	0-0-0	0-0-0		HOME		0-0-0		0-0-0		0-0-0	
1-3-0	0-0-0	0-0-0		AWAY		1-1-0		0-2-0		0-0-0	
5-6-0	0-0-0	0-0-0		NEUTRAL		0-0-0		1-4-0		4-2-0	
6-9-0	0-0-0	0-0-0		NON-CONFERENCE		1-1-0		1-6-0		4-2-0	
0-0-0	0-0-0	0-0-0		HOME		0-0-0		0-0-0		0-0-0	
1-3-0	0-0-0	0-0-		AWAY		1-1-0		0-2-0		0-0-0	
5-6-0	0-0-0	0-0-0		NEUTRAL		0-0-0		1-4-0		4-2-0	
0-0-0	0-0-0	0-0-0		CONFERENCE		0-0-0		0-0-0		0-0-0	
0-0-0	0-0-0	0-0-0		HOME		0-0-0		0-0-0		0-0-0	
0-0-0	0-0-0	0-0-0		AWAY		0-0-0		0-0-0		0-0-0	
0-0-0	0-0-0	0-0-0		NEUTRAL		0-0-0		0-0-0		0-0-0	
RPI	S	Opponent	Score	RPI	S	Opponent	Score	RPI	S	Opponent	Score
										</	

Non-Div. I Games:

Columbia

S  
a  
n  
D  
i  
e  
g  
o

San Diego

Average RPI Win:		224	WON-LOST RECORD		WINNING PCT. RANK		LAST 10 GAMES		STRENGTH OF SCHEDULE		OPP. STRENGTH OF SCHEDULE		TEAM RPI		ADJ RPI		CONF. RPI		ADJ CONF. RPI	
DIV. I ONLY			7-12-0		.36842 210		4-6-0		195		226		218		.44413 215		26		26	
DIV. I NON-CONF.			7-12-0		.36842 207		4-6-0		198		229		219		.44413 217		26		26	
TOTALS		RPI 1-25		RPI 26-50		W-L RECORDS		RPI 51-100		RPI 101-150		RPI 150+								
7-12-0		0-1-0		0-2-0		OVERALL		0-1-0		2-2-0		5-6-0								
4-7-0		0-0-0		0-0-0		HOME		0-1-0		1-2-0		3-4-0								
0-1-0		0-0-0		0-1-0		AWAY		0-0-0		0-0-0		0-0-0								
3-4-0		0-1-0		0-1-0		NEUTRAL		0-0-0		1-0-0		2-2-0								
7-12-0		0-1-0		0-2-0		NON-CONFERENCE		0-1-0		2-2-0		5-6-0								
4-7-0		0-0-0		0-0-0		HOME		0-1-0		1-2-0		3-4-0								
0-1-0		0-0-0		0-0-		AWAY		0-0-0		0-0-0		0-0-0								
3-4-0		0-1-0		0-1-0		NEUTRAL		0-0-0		1-0-0		2-2-0								
0-0-0		0-0-0		0-0-0		CONFERENCE		0-0-0		0-0-0		0-0-0								
0-0-0		0-0-0		0-0-0		HOME		0-0-0		0-0-0		0-0-0								
0-0-0		0-0-0		0-0-0		AWAY		0-0-0		0-0-0		0-0-0								
0-0-0		0-0-0		0-0-0		NEUTRAL		0-0-0		0-0-0		0-0-0								
RPI	S	Opponent		Score		RPI	S	Opponent		Score		RPI	S	Opponent		Score				
15	N	Ole Miss		0 8		37	A	UCF		0 7		97	H	Marshall		4 5				
						44	N	Ohio St.		0 7										
														124	H	East Carolina	2 7			
														124	H	East Carolina	4 3			
														133	H	Monmouth	2 4			
														150	N	Murray St.	6 3			
														169	H	Colgate	2 5			
														178	N	South Dakota	7 9			
														187	H	Sacred Heart	1 5			
														187	H	Sacred Heart	0 2			
														199	H	Albany (NY)	2 7			
														221	N	Central Ark.	5 3			
														239	N	Butler	2 1			
														241	N	Akron	3 9			
														269	H	Lafayette	3 0			
														269	H	Lafayette	1 0			
														293	H	Cornell	6 1			
LAST 10 GAMES																				
						124	H	East Carolina		2	7	269	H	Lafayette		3	0			
						187	H	Sacred Heart		1	5	133	H	Monmouth		2	4			
						124	H	East Carolina		4	3	97	H	Marshall		4	5			
						187	H	Sacred Heart		0	2	269	H	Lafayette		1	0			
						293	H	Cornell		6	1	169	H	Colgate		2	5			

Non-Div. I Games:

George Mason

Average RPI Win:		185	WON-LOST		WINNING		LAST 10		STRENGTH OF		OPP. STRENGTH		TEAM		ADJ		CONF.		ADJ CONF.					
Average RPI Loss:		139	RECORD		PCT. RANK		GAMES		SCHEDULE		OF SCHEDULE		RPI		RPI		RPI		RPI					
DIV. I ONLY			4-9-0		.30769		231		3-7-0		140		244		215		.44376		216		27		27	
DIV. I NON-CONF.			4-9-0		.30769		231		3-7-0		132		248		215		.44376		218		27		27	
TOTALS		RPI 1-25		RPI 26-50		W-L RECORDS		RPI 51-100		RPI 101-150		RPI 150+												
4-9-0		0-0-0		0-0-0		OVERALL		1-2-0		0-5-0		3-2-0												
0-0-0		0-0-0		0-0-0		HOME		0-0-0		0-0-0		0-0-0												
0-3-0		0-0-0		0-0-0		AWAY		0-0-0		0-3-0		0-0-0												
4-6-0		0-0-0		0-0-0		NEUTRAL		1-2-0		0-2-0		3-2-0												
4-9-0		0-0-0		0-0-0		NON-CONFERENCE		1-2-0		0-5-0		3-2-0												
0-0-0		0-0-0		0-0-0		HOME		0-0-0		0-0-0		0-0-0												
0-3-0		0-0-0		0-0-		AWAY		0-0-0		0-3-0		0-0-0												
4-6-0		0-0-0		0-0-0		NEUTRAL		1-2-0		0-2-0		3-2-0												
0-0-0		0-0-0		0-0-0		CONFERENCE		0-0-0		0-0-0		0-0-0												
0-0-0		0-0-0		0-0-0		HOME		0-0-0		0-0-0		0-0-0												
0-0-0		0-0-0		0-0-0		AWAY		0-0-0		0-0-0		0-0-0												
0-0-0		0-0-0		0-0-0		NEUTRAL		0-0-0		0-0-0		0-0-0												
RPI	S	Opponent		Score		RPI	S	Opponent		Score		RPI	S	Opponent		Score								

Non-Div. I Games:

Green Bay



Average RPI Win:		188	WON-LOST RECORD		WINNING PCT. RANK		LAST 10 GAMES		STRENGTH OF SCHEDULE		OPP. STRENGTH OF SCHEDULE		TEAM RPI		ADJ RPI		CONF. RPI		ADJ CONF. RPI	
DIV. I ONLY			5-23-0		.17857 265		1-9-0		48		164		217		.44309 217		23		23	
DIV. I NON-CONF.			5-23-0		.17857 264		1-9-0		49		163		217		.44309 221		23		23	
TOTALS		RPI 1-25		RPI 26-50		W-L RECORDS		RPI 51-100		RPI 101-150		RPI 150+								
5-23-0		0-2-0		0-3-0		OVERALL		1-9-0		0-4-0		4-5-0								
0-0-0		0-0-0		0-0-0		HOME		0-0-0		0-0-0		0-0-0								
1-9-0		0-2-0		0-0-0		AWAY		0-4-0		0-1-0		1-2-0								
4-14-0		0-0-0		0-3-0		NEUTRAL		1-5-0		0-3-0		3-3-0								
5-23-0		0-2-0		0-3-0		NON-CONFERENCE		1-9-0		0-4-0		4-5-0								
0-0-0		0-0-0		0-0-0		HOME		0-0-0		0-0-0		0-0-0								
1-9-0		0-2-0		0-0-		AWAY		0-4-0		0-1-0		1-2-0								
4-14-0		0-0-0		0-3-0		NEUTRAL		1-5-0		0-3-0		3-3-0								
0-0-0		0-0-0		0-0-0		CONFERENCE		0-0-0		0-0-0		0-0-0								
0-0-0		0-0-0		0-0-0		HOME		0-0-0		0-0-0		0-0-0								
0-0-0		0-0-0		0-0-0		AWAY		0-0-0		0-0-0		0-0-0								
0-0-0		0-0-0		0-0-0		NEUTRAL		0-0-0		0-0-0		0-0-0								
RPI	S	Opponent		Score		RPI	S	Opponent		Score		RPI	S	Opponent		Score				
14	A	Texas Tech		2	7	29	N	Arkansas		0	11	53	A	Texas A&M		2	18			
14	A	Texas Tech		0	8	37	N	UCF		0	7	53	A	Texas A&M		1	9			
						47	N	North Dakota St.		0	4	56	A	Grand Canyon		0	8			
												61	N	Jacksonville St.		1	4			
												61	N	Jacksonville St.		6	12			
												66	N	Southern Ill.		0	6			
												67	N	Iowa St.		3	7			
												67	N	Iowa St.		7	6			
												72	A	North Texas		2	8			
												72	N	North Texas		0	9			

Non-Div. I Games:

Northern Colo.

Average RPI Win: 253		WON-LOST RECORD	WINNING PCT. RANK	LAST 10 GAMES	STRENGTH OF SCHEDULE	OPP. STRENGTH OF SCHEDULE	TEAM RPI	ADJ RPI		CONF. RPI	ADJ CONF. RPI	
Average RPI Loss: 135												
DIV. I ONLY		8-9-0	.47059 153	4-6-0	253	259	223	.44304	218	30	30	
DIV. I NON-CONF.		7-9-0	.4375 169	4-6-0	236	246	221	.44359	219	30	30	
<hr/>												
TOTALS		RPI 1-25		RPI 26-50		W-L RECORDS		RPI 51-100		RPI 101-150		RPI 150+
8-9-0		0-0-0		0-0-0		OVERALL		0-2-0		0-4-0		8-3-0
0-0-0		0-0-0		0-0-0		HOME		0-0-0		0-0-0		0-0-0
4-4-0		0-0-0		0-0-0		AWAY		0-1-0		0-2-0		4-1-0
4-5-0		0-0-0		0-0-0		NEUTRAL		0-1-0		0-2-0		4-2-0
7-9-0		0-0-0		0-0-0		NON-CONFERENCE		0-2-0		0-4-0		7-3-0
0-0-0		0-0-0		0-0-0		HOME		0-0-0		0-0-0		0-0-0
3-4-0		0-0-0		0-0-		AWAY		0-1-0		0-2-0		3-1-0
4-5-0		0-0-0		0-0-0		NEUTRAL		0-1-0		0-2-0		4-2-0
1-0-0		0-0-0		0-0-0		CONFERENCE		0-0-0		0-0-0		1-0-0
0-0-0		0-0-0		0-0-0		HOME		0-0-0		0-0-0		0-0-0
1-0-0		0-0-0		0-0-0		AWAY		0-0-0		0-0-0		1-0-0
0-0-0		0-0-0		0-0-0		NEUTRAL		0-0-0		0-0-0		0-0-0
RPI	S	Opponent	Score	RPI	S	Opponent	Score	RPI	S	Opponent	Score	

Non-Div. I Games:

Marist

Average RPI Win:	176	WON-LOST RECORD	WINNING PCT. RANK	LAST 10 GAMES	STRENGTH OF SCHEDULE	OPP. STRENGTH OF SCHEDULE	TEAM RPI	ADJ RPI	CONF. RPI	ADJ CONF. RPI		
DIV. I ONLY		5-16-0	.2381	253	1-9-0	88	211	219	.44304	218	18	18
DIV. I NON-CONF.		5-16-0	.2381	250	1-9-0	84	216	220	.44304	222	19	19
<hr/>												
TOTALS	RPI 1-25	RPI 26-50		W-L RECORDS		RPI 51-100		RPI 101-150		RPI 150+		
5-16-0	0-0-0	0-0-0		OVERALL		0-3-0		2-10-0		3-3-0		
0-0-0	0-0-0	0-0-0		HOME		0-0-0		0-0-0		0-0-0		
1-4-0	0-0-0	0-0-0		AWAY		0-0-0		0-4-0		1-0-0		
4-12-0	0-0-0	0-0-0		NEUTRAL		0-3-0		2-6-0		2-3-0		
5-16-0	0-0-0	0-0-0		NON-CONFERENCE		0-3-0		2-10-0		3-3-0		
0-0-0	0-0-0	0-0-0		HOME		0-0-0		0-0-0		0-0-0		
1-4-0	0-0-0	0-0-		AWAY		0-0-0		0-4-0		1-0-0		
4-12-0	0-0-0	0-0-0		NEUTRAL		0-3-0		2-6-0		2-3-0		
0-0-0	0-0-0	0-0-0		CONFERENCE		0-0-0		0-0-0		0-0-0		
0-0-0	0-0-0	0-0-0		HOME		0-0-0		0-0-0		0-0-0		
0-0-0	0-0-0	0-0-0		AWAY		0-0-0		0-0-0		0-0-0		
0-0-0	0-0-0	0-0-0		NEUTRAL		0-0-0		0-0-0		0-0-0		
<hr/>												
RPI	S	Opponent	Score	RPI	S	Opponent	Score	RPI	S	Opponent	Score	
						52 N Lipscomb	0 6			101 A Loyola Chicago	0 2	
						52 N Lipscomb	2 10			107 N Eastern Ky.	1 11	
						61 N Jacksonville St.	2 7			111 N DePaul	0 1	
										116 N UIC	3 10	
										121 N North Ala.	8 6	
										123 N UNI	8 2	
										123 N UNI	1 6	
										127 A Belmont	1 8	
										127 A Belmont	0 8	
										128 N UT Martin	1 9	
										129 N Southeastern La.	1 3	
										150 A Murray St.	0 2	
										165 N Samford	2 5	
										176 N Western Caro.	8 7	
										208 A Alabama St.	9 6	
										216 N Green Bay	1 3	
										242 N Detroit Mercy	3 5	
										250 N Evansville	3 1	
<hr/>												
LAST 10 GAMES												
						165 N Samford	2 5			52 N Lipscomb	0 6	
						107 N Eastern Ky.	1 11			116 N UIC	3 10	
						129 N Southeastern La.	1 3			127 A Belmont	1 8	
						127 A Belmont	0 8			123 N UNI	8 2	
						52 N Lipscomb	2 10			150 A Murray St.	0 2	

Non-Div. I Games:

Purdue Fort Wayne

Average RPI Win:		230	WON-LOST RECORD		WINNING PCT. RANK		LAST 10 GAMES		STRENGTH OF SCHEDULE		OPP. STRENGTH OF SCHEDULE		TEAM RPI		ADJ RPI		CONF. RPI		ADJ CONF. RPI	
DIV. I ONLY			12-9-0		.57143 105		7-3-0		285		159		224		.44291 220		19		19	
DIV. I NON-CONF.			9-4-0		.69231 55		4-0-0		292		167		191		.46661 188		18		18	
TOTALS		RPI 1-25		RPI 26-50		W-L RECORDS		RPI 51-100		RPI 101-150		RPI 150+								
12-9-0		0-1-0		0-0-0		OVERALL		0-2-0		2-3-0		10-3-0								
1-2-0		0-0-0		0-0-0		HOME		0-0-0		1-2-0		0-0-0								
6-6-0		0-1-0		0-0-0		AWAY		0-2-0		1-0-0		5-3-0								
5-1-0		0-0-0		0-0-0		NEUTRAL		0-0-0		0-1-0		5-0-0								
9-4-0		0-1-0		0-0-0		NON-CONFERENCE		0-2-0		1-1-0		8-0-0								
0-0-0		0-0-0		0-0-0		HOME		0-0-0		0-0-0		0-0-0								
4-3-0		0-1-0		0-0-		AWAY		0-2-0		1-0-0		3-0-0								
5-1-0		0-0-0		0-0-0		NEUTRAL		0-0-0		0-1-0		5-0-0								
3-5-0		0-0-0		0-0-0		CONFERENCE		0-0-0		1-2-0		2-3-0								
1-2-0		0-0-0		0-0-0		HOME		0-0-0		1-2-0		0-0-0								
2-3-0		0-0-0		0-0-0		AWAY		0-0-0		0-0-0		2-3-0								
0-0-0		0-0-0		0-0-0		NEUTRAL		0-0-0		0-0-0		0-0-0								
RPI	S	Opponent		Score		RPI	S	Opponent		Score		RPI	S	Opponent		Score				
5	A	Texas		0 8								103	A	UTSA		7 0				
												86	A	Southern Miss.		0 9				
												86	A	Southern Miss.		1 9				
												129	H	Southeastern La.		2 5				
												129	H	Southeastern La.		3 4				
												129	H	Southeastern La.		7 4				
												131	N	Tennessee Tech		6 7				
												156	A	Northwestern St.		0 8				
												156	A	Northwestern St.		3 9				
												165	A	Samford		6 2				
												235	A	A&M-Corpus Christi		4 2				
												235	A	A&M-Corpus Christi		3 0				
												235	A	A&M-Corpus Christi		2 3				
												249	A	Texas Southern		6 2				
												249	A	Texas Southern		4 2				
												250	N	Evansville		6 2				
												279	N	Jackson St.		5 3				
												279	N	Jackson St.		4 0				
												292	N	Ark.-Pine Bluff		9 2				
												292	N	Ark.-Pine Bluff		4 0				
LAST 10 GAMES																				
235		A	A&M-Corpus Christi		4 2		249		A	Texas Southern		4 2								
156		A	Northwestern St.		3 9		129		H	Southeastern La.		3 4								
86		A	Southern Miss.		0 9		129		H	Southeastern La.		7 4								
129		H	Southeastern La.		2 5		235		A	A&M-Corpus Christi		2 3								
235		A	A&M-Corpus Christi		3 0		103		A	UTSA		7 0								

**Non-Div. I Games:**

Houston Baptist

Average RPI Win: 236		WON-LOST	WINNING	LAST 10	STRENGTH OF		OPP. STRENGTH	TEAM	ADJ		CONF.	ADJ CONF.
Average RPI Loss: 83		RECORD	PCT. RANK	GAMES	SCHEDULE		OF SCHEDULE	RPI	RPI		RPI	RPI
DIV. I ONLY		12-15-0	.44444	168	1-9-0		247	155	214		.44258	221
DIV. I NON-CONF.		11-10-0	.52381	123	0-4-0		249	220	199		.45791	204
TOTALS		RPI 1-25	RPI 26-50		W-L RECORDS		RPI 51-100		RPI 101-150		RPI 150+	
12-15-0		0-2-0	0-1-0		OVERALL		0-7-0		3-4-0		9-1-0	
6-11-0		0-2-0	0-1-0		HOME		0-5-0		1-3-0		5-0-0	
0-2-0		0-0-0	0-0-0		AWAY		0-2-0		0-0-0		0-0-0	
6-2-0		0-0-0	0-0-0		NEUTRAL		0-0-0		2-1-0		4-1-0	
11-10-0		0-2-0	0-1-0		NON-CONFERENCE		0-4-0		2-2-0		9-1-0	
5-6-0		0-2-0	0-1-0		HOME		0-2-0		0-1-0		5-0-0	
0-2-0		0-0-0	0-0-0		AWAY		0-2-0		0-0-0		0-0-0	
6-2-0		0-0-0	0-0-0		NEUTRAL		0-0-0		2-1-0		4-1-0	
1-5-0		0-0-0	0-0-0		CONFERENCE		0-3-0		1-2-0		0-0-0	
1-5-0		0-0-0	0-0-0		HOME		0-3-0		1-2-0		0-0-0	
0-0-0		0-0-0	0-0-0		AWAY		0-0-0		0-0-0		0-0-0	
0-0-0		0-0-0	0-0-0		NEUTRAL		0-0-0		0-0-0		0-0-0	
RPI S	Opponent	Score	RPI S	Opponent	Score	RPI S	Opponent	Score	RPI S	Opponent	Score	
13 H	Oklahoma St.	1 16	46 H	Missouri St.	4 6	58 H	Sam Houston St.	1 3	113 H	Nicholls St.	2 8	
15 H	Ole Miss	3 18				58 H	Sam Houston St.	2 10	113 H	Nicholls St.	1 3	
						58 H	Sam Houston St.	2 5	113 H	Nicholls St.	2 0	
						71 H	South Dakota St.	4 7	118 N	Ball St.	4 5	
						74 H	Southeast Mo. St.	7 11	121 H	North Ala.	1 10	
						86 A	Southern Miss.	4 12	131 N	Tennessee Tech	4 1	
						90 A	Memphis	0 1	133 N	Monmouth	4 2	
									178 N	South Dakota	9 1	
									215 N	George Mason	3 5	
									272 N	Quinnipiac	6 5	
									279 H	Jackson St.	11 0	
									279 N	Jackson St.	11 3	
									279 N	Jackson St.	9 3	
									286 H	Coppin St.	17 0	
									292 H	Ark.-Pine Bluff	15 6	
									292 H	Ark.-Pine Bluff	8 0	
									292 H	Ark.-Pine Bluff	3 2	
LAST 10 GAMES												
			286 H	Coppin St.	17 0				113 H	Nicholls St.	2 0	
			292 H	Ark.-Pine Bluff	15 6				292 H	Ark.-Pine Bluff	8 0	
			279 H	Jackson St.	11 0				58 H	Sam Houston St.	2 5	
			71 H	South Dakota St.	4 7				58 H	Sam Houston St.	1 3	
			58 H	Sam Houston St.	2 10				13 H	Oklahoma St.	1 16	

Non-Div. I Games: Lyon

6 7

Central Ark.

Average RPI Win:	168	WON-LOST RECORD	WINNING PCT. RANK	LAST 10 GAMES	STRENGTH OF SCHEDULE	OPP. STRENGTH OF SCHEDULE	TEAM RPI	ADJ RPI	CONF. RPI	ADJ CONF. RPI
DIV. I ONLY		6-21-0	.22222 259	2-8-0	108	122	221	.44213 222	12	12
DIV. I NON-CONF.		6-21-0	.22222 256	2-8-0	99	122	222	.44213 223	12	12
<hr/>										
TOTALS	RPI 1-25	RPI 26-50		W-L RECORDS	RPI 51-100		RPI 101-150		RPI 150+	
6-21-0	0-4-0	0-1-0		OVERALL	1-6-0		1-3-0		4-7-0	
1-3-0	0-0-0	0-0-0		HOME	0-1-0		0-1-0		1-1-0	
1-4-0	0-0-0	0-0-0		AWAY	0-3-0		1-1-0		0-0-0	
4-14-0	0-4-0	0-1-0		NEUTRAL	1-2-0		0-1-0		3-6-0	
6-21-0	0-4-0	0-1-0		NON-CONFERENCE	1-6-0		1-3-0		4-7-0	
1-3-0	0-0-0	0-0-0		HOME	0-1-0		0-1-0		1-1-0	
1-4-0	0-0-0	0-0-		AWAY	0-3-0		1-1-0		0-0-0	
4-14-0	0-4-0	0-1-0		NEUTRAL	1-2-0		0-1-0		3-6-0	
0-0-0	0-0-0	0-0-0		CONFERENCE	0-0-0		0-0-0		0-0-0	
0-0-0	0-0-0	0-0-0		HOME	0-0-0		0-0-0		0-0-0	
0-0-0	0-0-0	0-0-0		AWAY	0-0-0		0-0-0		0-0-0	
0-0-0	0-0-0	0-0-0		NEUTRAL	0-0-0		0-0-0		0-0-0	
<hr/>										
RPI S	Opponent	Score		RPI S	Opponent	Score		RPI S	Opponent	Score
4 N	Oklahoma	0	8	41 N	Oregon	1	6	56 N	Grand Canyon	4 1
4 N	Oklahoma	1	12					56 N	Grand Canyon	1 3
8 N	Arizona	1	9					57 A	Fresno St.	2 6
20 N	Illinois	2	11					57 A	Fresno St.	1 3
								69 H	California	0 11
								75 A	Loyola Marymount	2 3
								87 N	BYU	2 3

Non-Div. I Games:

UC Santa Barbara

[illegible]

**Non-Div. I Games:**

Rhode Island

Average RPI Win: 147		WON-LOST	WINNING	LAST 10	STRENGTH OF		OPP. STRENGTH	TEAM	ADJ	CONF.	ADJ CONF.
Average RPI Loss: 105		RECORD	PCT. RANK	GAMES	SCHEDULE		OF SCHEDULE	RPI	RPI	RPI	RPI
DIV. I ONLY		4-23-0	.14815	273	3-7-0		43	143	220	.44173	224
DIV. I NON-CONF.		2-18-0	.1	283	1-3-0		71	126	245	.41838	242
TOTALS		RPI 1-25	RPI 26-50		W-L RECORDS		RPI 51-100		RPI 101-150		RPI 150+
4-23-0	0-2-0	0-5-0		OVERALL		2-6-0		0-3-0		2-7-0	
3-7-0	0-1-0	0-0-0		HOME		2-1-0		0-1-0		1-4-0	
0-8-0	0-0-0	0-3-0		AWAY		0-3-0		0-1-0		0-1-0	
1-8-0	0-1-0	0-2-0		NEUTRAL		0-2-0		0-1-0		1-2-0	
2-18-0	0-2-0	0-5-0		NON-CONFERENCE		0-1-0		0-3-0		2-7-0	
1-6-0	0-1-0	0-0-0		HOME		0-0-0		0-1-0		1-4-0	
0-5-0	0-0-0	0-0-		AWAY		0-0-0		0-1-0		0-1-0	
1-7-0	0-1-0	0-2-0		NEUTRAL		0-1-0		0-1-0		1-2-0	
2-5-0	0-0-0	0-0-0		CONFERENCE		2-5-0		0-0-0		0-0-0	
2-1-0	0-0-0	0-0-0		HOME		2-1-0		0-0-0		0-0-0	
0-3-0	0-0-0	0-0-0		AWAY		0-3-0		0-0-0		0-0-0	
0-1-0	0-0-0	0-0-0		NEUTRAL		0-1-0		0-0-0		0-0-0	
RPI S	Opponent	Score	RPI S	Opponent	Score	RPI S	Opponent	Score	RPI S	Opponent	Score
2 N	UCLA	1 9	28 N	Virginia Tech	0 6	57 N	Fresno St.	1 10	111 N	DePaul	0 4
17 H	Auburn	1 12	28 N	Virginia Tech	1 5	78 H	UT Arlington	7 6	139 A	Hawaii	0 8
			38 A	South Fla.	2 6	78 H	UT Arlington	3 6	145 H	Kennesaw St.	0 9
			38 A	South Fla.	0 4	78 H	UT Arlington	3 2	163 H	Hofstra	8 10
			49 A	Georgia Tech	3 8	78 N	UT Arlington	1 9	165 A	Samford	1 5
						81 A	Coastal Caro.	0 5	176 H	Western Caro.	4 5
						81 A	Coastal Caro.	0 1	176 H	Western Caro.	3 6
						81 A	Coastal Caro.	3 6	198 N	Eastern Ill.	4 8
									198 N	Eastern Ill.	9 2
									233 H	Fordham	4 5
									233 H	Fordham	5 4
									247 N	Saint Mary's (CA)	5 7
LAST 10 GAMES											
176 H	Western Caro.	4 5	17 H	Auburn	1 12						
233 H	Fordham	5 4	81 A	Coastal Caro.	0 5						
78 H	UT Arlington	3 2	81 A	Coastal Caro.	3 6						
78 H	UT Arlington	7 6	81 A	Coastal Caro.	0 1						
78 H	UT Arlington	3 6	145 H	Kennesaw St.	0 9						

Non-Div. I Games:

Georgia St.



**Non-Div. I Games:**

Tie, Loss, Non-Conf,S Site, H Home, A Away, N Neutral Page 225

Average RPI Win: 214		WON-LOST	WINNING	LAST 10	STRENGTH OF		OPP. STRENGTH	TEAM	ADJ		CONF.	ADJ CONF.			
Average RPI Loss: 138		RECORD	PCT. RANK	GAMES	SCHEDULE		OF SCHEDULE	RPI	RPI		RPI	RPI			
DIV. I ONLY		7-21-0	.25	248	2-8-0		117	254	227	.43522	226	22	22		
DIV. I NON-CONF.		7-21-0	.25	244	2-8-0		107	258	226	.43522	227	22	22		
<hr/>															
TOTALS		RPI 1-25		RPI 26-50		W-L RECORDS		RPI 51-100		RPI 101-150		RPI 150+			
7-21-0		0-0-0		0-1-0		OVERALL		0-6-0		1-4-0		6-10-0			
2-1-0		0-0-0		0-0-0		HOME		0-0-0		0-0-0		2-1-0			
0-5-0		0-0-0		0-1-0		AWAY		0-1-0		0-2-0		0-1-0			
5-15-0		0-0-0		0-0-0		NEUTRAL		0-5-0		1-2-0		4-8-0			
<hr/>															
7-21-0		0-0-0		0-1-0		NON-CONFERENCE		0-6-0		1-4-0		6-10-0			
2-1-0		0-0-0		0-0-0		HOME		0-0-0		0-0-0		2-1-0			
0-5-0		0-0-0		0-0-		AWAY		0-1-0		0-2-0		0-1-0			
5-15-0		0-0-0		0-0-0		NEUTRAL		0-5-0		1-2-0		4-8-0			
<hr/>															
0-0-0		0-0-0		0-0-0		CONFERENCE		0-0-0		0-0-0		0-0-0			
0-0-0		0-0-0		0-0-0		HOME		0-0-0		0-0-0		0-0-0			
0-0-0		0-0-0		0-0-0		AWAY		0-0-0		0-0-0		0-0-0			
0-0-0		0-0-0		0-0-0		NEUTRAL		0-0-0		0-0-0		0-0-0			
<hr/>															
RPI	S	Opponent	Score	RPI	S	Opponent	Score	RPI	S	Opponent	Score	RPI	S	Opponent	Score
				36	A	UNLV	2 9	54	N	Seattle U	3 13	117	A	George Washington	1 8
								87	N	BYU	1 3	117	N	George Washington	2 11
								95	A	North Florida	0 5	117	N	George Washington	7 2
								95	N	North Florida	1 10	118	N	Ball St.	0 10
								96	N	Purdue	2 5	125	A	Gardner-Webb	2 10
								98	N	UC Davis	4 5	151	H	Saint Joseph's	0 5
												153	N	Furman	6 7
												166	A	Jacksonville	1 5
												169	N	Colgate	0 5
												173	N	Stony Brook	1 8
												173	N	Stony Brook	4 3
												177	N	UNCW	3 6
												192	H	Harvard	3 0
												199	N	Albany (NY)	3 6
												201	N	Oakland	10 19
												201	N	Oakland	7 8
												244	N	Manhattan	8 7
												248	N	Charleston So.	3 1
												254	N	Utah Valley	7 6
												267	H	Brown	10 7
												273	N	La Salle	4 5
<hr/>															
LAST 10 GAMES															
201	N	Oakland	7 8	173	N	Stony Brook	4 3								
267	H	Brown	10 7	248	N	Charleston So.	3 1								
117	A	George Washington	1 8	177	N	UNCW	3 6								
173	N	Stony Brook	1 8	118	N	Ball St.	0 10								
201	N	Oakland	10 19	166	A	Jacksonville	1 5								

Non-Div. I Games:

Georgetown

Average RPI Win:		196	WON-LOST RECORD		WINNING PCT. RANK		LAST 10 GAMES		STRENGTH OF SCHEDULE		OPP. STRENGTH OF SCHEDULE		TEAM RPI		ADJ RPI		CONF. RPI		ADJ CONF. RPI				
Average RPI Loss:		86																					
DIV. I ONLY			4-22-0		.15385 272		3-7-0		66		117		226		.43359 227		9		9				
DIV. I NON-CONF.			3-17-0		.15 268		2-2-0		110		104		239		.42063 240		9		8				
TOTALS		RPI 1-25		RPI 26-50		W-L RECORDS		RPI 51-100		RPI 101-150		RPI 150+											
4-22-0		0-3-0		0-4-0		OVERALL		1-8-0		1-5-0		2-2-0											
0-3-0		0-0-0		0-0-0		HOME		0-3-0		0-0-0		0-0-0											
1-8-0		0-1-0		0-1-0		AWAY		1-3-0		0-3-0		0-0-0											
3-11-0		0-2-0		0-3-0		NEUTRAL		0-2-0		1-2-0		2-2-0											
3-17-0		0-3-0		0-4-0		NON-CONFERENCE		0-3-0		1-5-0		2-2-0											
0-0-0		0-0-0		0-0-0		HOME		0-0-0		0-0-0		0-0-0											
0-6-0		0-1-0		0-0-		AWAY		0-1-0		0-3-0		0-0-0											
3-11-0		0-2-0		0-3-0		NEUTRAL		0-2-0		1-2-0		2-2-0											
1-5-0		0-0-0		0-0-0		CONFERENCE		1-5-0		0-0-0		0-0-0											
0-3-0		0-0-0		0-0-0		HOME		0-3-0		0-0-0		0-0-0											
1-2-0		0-0-0		0-0-0		AWAY		1-2-0		0-0-0		0-0-0											
0-0-0		0-0-0		0-0-0		NEUTRAL		0-0-0		0-0-0		0-0-0											
RPI	S	Opponent		Score		RPI	S	Opponent		Score		RPI	S	Opponent		Score							
11	A	Alabama		1	5	42	A	Houston		0	4	64	N	Maryland		0	8	104	N	Nevada		2	3
12	N	Minnesota		0	5	46	N	Missouri St.		2	11	68	A	SFA		0	4	113	A	Nicholls St.		0	8
12	N	Minnesota		1	13	46	N	Missouri St.		3	4	70	A	Troy		0	8	132	A	UAB		11	12
						46	N	Missouri St.		1	4	70	A	Troy		1	6	135	N	Austin Peay		5	3
												70	A	Troy		4	1	135	N	Austin Peay		0	10
												74	N	Southeast Mo. St.		0	8	140	A	McNeese		0	9
												76	H	Appalachian St.		0	5	243	N	Wright St.		7	8
												76	H	Appalachian St.		2	4	243	N	Wright St.		7	10
												76	H	Appalachian St.		0	3	286	N	Coppin St.		10	2
																		292	N	Ark.-Pine Bluff		12	2
LAST 10 GAMES																							
						70	A	Troy		4	1	76	H	Appalachian St.		2	4						
						70	A	Troy		0	8	76	H	Appalachian St.		0	3						
						292	N	Ark.-Pine Bluff		12	2	70	A	Troy		1	6						
						42	A	Houston		0	4	286	N	Coppin St.		10	2						
						76	H	Appalachian St.		0	5	74	N	Southeast Mo. St.		0	8						

Non-Div. I Games:

La.-Monroe

Average RPI Win: 186		WON-LOST RECORD	WINNING PCT. RANK	LAST 10 GAMES	STRENGTH OF SCHEDULE	OPP. STRENGTH OF SCHEDULE	TEAM RPI	ADJ RPI	CONF. RPI	ADJ CONF. RPI		
Average RPI Loss: 131												
DIV. I ONLY		6-20-0	.23077 255	2-8-0	143	195	232	.43325 228	27	27		
DIV. I NON-CONF.		6-20-0	.23077 252	2-8-0	134	199	231	.43325 228	27	27		
<hr/>												
TOTALS		RPI 1-25	RPI 26-50		W-L RECORDS		RPI 51-100		RPI 101-150		RPI 150+	
6-20-0		0-0-0	1-3-0		OVERALL		0-3-0		1-6-0		4-8-0	
0-0-0		0-0-0	0-0-0		HOME		0-0-0		0-0-0		0-0-0	
1-6-0		0-0-0	0-1-0		AWAY		0-2-0		0-2-0		1-1-0	
5-14-0		0-0-0	1-2-0		NEUTRAL		0-1-0		1-4-0		3-7-0	
6-20-0		0-0-0	1-3-0		NON-CONFERENCE		0-3-0		1-6-0		4-8-0	
0-0-0		0-0-0	0-0-0		HOME		0-0-0		0-0-0		0-0-0	
1-6-0		0-0-0	0-0-		AWAY		0-2-0		0-2-0		1-1-0	
5-14-0		0-0-0	1-2-0		NEUTRAL		0-1-0		1-4-0		3-7-0	
0-0-0		0-0-0	0-0-0		CONFERENCE		0-0-0		0-0-0		0-0-0	
0-0-0		0-0-0	0-0-0		HOME		0-0-0		0-0-0		0-0-0	
0-0-0		0-0-0	0-0-0		AWAY		0-0-0		0-0-0		0-0-0	
0-0-0		0-0-0	0-0-0		NEUTRAL		0-0-0		0-0-0		0-0-0	
RPI	S	Opponent	Score	RPI	S	Opponent	Score	RPI	S	Opponent	Score	
				29	A	Arkansas	2 10	55	A	Louisville	0 3	
				35	N	Drake	0 5	74	N	Southeast Mo. St.	3 5	
				40	N	Missouri	3 11	90	A	Memphis	2 4	
				40	N	Missouri	9 8					
										101	A Loyola Chicago	0 6
										111	N DePaul	8 11
										127	N Belmont	1 10
										127	N Belmont	2 3
										142	N SIUE	11 8
										142	N SIUE	5 17
										144	A Ga. Southern	3 8
										171	N UMKC	2 3
										171	N UMKC	5 12
										171	N UMKC	0 10
										185	N Western Ill.	4 8
										185	N Western Ill.	2 4
										207	A Indiana St.	2 9
										207	A Indiana St.	6 3
										207	N Indiana St.	3 6
										207	N Indiana St.	8 3
										239	N Butler	0 8
										245	N Mt. St. Mary's	3 0
										275	N Morehead St.	11 2
<hr/>												
LAST 10 GAMES												
				90	A	Memphis	2 4	207	N	Indiana St.	3 6	
				207	A	Indiana St.	6 3	127	N	Belmont	2 3	
				207	A	Indiana St.	2 9	40	N	Missouri	3 11	
				111	N	DePaul	8 11	40	N	Missouri	9 8	
				127	N	Belmont	1 10	207	N	Indiana St.	8 3	

Non-Div. I Games:

IUPUI

Average RPI Win: 170		WON-LOST	WINNING	LAST 10	STRENGTH OF	OPP. STRENGTH	TEAM	ADJ	CONF.	ADJ CONF.						
Average RPI Loss: 148		RECORD	PCT. RANK	GAMES	SCHEDULE	OF SCHEDULE	RPI	RPI	RPI	RPI						
DIV. I ONLY		7-8-0	.46667	155	5-5-0	278	76	231	.43161	229	28	28				
DIV. I NON-CONF.		6-6-0	.5	130	4-3-0	281	76	218	.44418	216	28	28				
<hr/>																
TOTALS		RPI 1-25		RPI 26-50		W-L RECORDS		RPI 51-100		RPI 101-150		RPI 150+				
7-8-0		0-0-0		0-0-0		OVERALL		0-1-0		2-2-0		5-5-0				
1-2-0		0-0-0		0-0-0		HOME		0-0-0		0-0-0		1-2-0				
1-2-0		0-0-0		0-0-0		AWAY		0-0-0		0-0-0		1-2-0				
5-4-0		0-0-0		0-0-0		NEUTRAL		0-1-0		2-2-0		3-1-0				
6-6-0		0-0-0		0-0-0		NON-CONFERENCE		0-1-0		2-2-0		4-3-0				
1-2-0		0-0-0		0-0-0		HOME		0-0-0		0-0-0		1-2-0				
0-0-0		0-0-0		0-0-		AWAY		0-0-0		0-0-0		0-0-0				
5-4-0		0-0-0		0-0-0		NEUTRAL		0-1-0		2-2-0		3-1-0				
1-2-0		0-0-0		0-0-0		CONFERENCE		0-0-0		0-0-0		1-2-0				
0-0-0		0-0-0		0-0-0		HOME		0-0-0		0-0-0		0-0-0				
1-2-0		0-0-0		0-0-0		AWAY		0-0-0		0-0-0		1-2-0				
0-0-0		0-0-0		0-0-0		NEUTRAL		0-0-0		0-0-0		0-0-0				
RPI	S	Opponent		Score	RPI	S	Opponent		Score	RPI	S	Opponent		Score		
							70	N	Troy	3	8	109	N	Boston College	0	4
												114	N	Middle Tenn.	0	3
												118	N	Ball St.	5	3
												130	N	St. John's (NY)	4	2
												153	H	Furman	1	4
												155	A	Yale	3	0
												155	A	Yale	4	6
												155	A	Yale	0	8
												157	N	Penn St.	2	1
												162	N	Western Mich.	1	8
												180	N	Central Mich.	1	0
												183	N	Bethune-Cookman	5	1
												269	H	Lafayette	3	5
												269	H	Lafayette	2	1
<hr/>																
LAST 10 GAMES																
		183	N	Bethune-Cookman	5	1			269	H	Lafayette	2	1			
		269	H	Lafayette	3	5			162	N	Western Mich.	1	8			
		155	A	Yale	3	0			157	N	Penn St.	2	1			
		155	A	Yale	4	6			130	N	St. John's (NY)	4	2			
		155	A	Yale	0	8			109	N	Boston College	0	4			

Non-Div. I Games:

Penn

Average RPI Win: 237		WON-LOST RECORD		WINNING PCT. RANK		LAST 10 GAMES		STRENGTH OF SCHEDULE		OPP. STRENGTH OF SCHEDULE		TEAM RPI		ADJ RPI		CONF. RPI		ADJ CONF. RPI							
Average RPI Loss: 115		7-21-0		.25 248		4-6-0		146		219		230		.43094 230		23		23							
DIV. I ONLY		7-21-0		.25 244		4-6-0		138		223		230		.43094 229		23		23							
DIV. I NON-CONF.																									
TOTALS		RPI 1-25		RPI 26-50		W-L RECORDS		RPI 51-100		RPI 101-150		RPI 150+													
7-21-0		0-3-0		0-1-0		OVERALL		0-8-0		0-3-0		7-6-0													
2-2-0		0-0-0		0-0-0		HOME		0-1-0		0-0-0		2-1-0													
1-7-0		0-2-0		0-0-0		AWAY		0-4-0		0-1-0		1-0-0													
4-12-0		0-1-0		0-1-0		NEUTRAL		0-3-0		0-2-0		4-5-0													
7-21-0		0-3-0		0-1-0		NON-CONFERENCE		0-8-0		0-3-0		7-6-0													
2-2-0		0-0-0		0-0-0		HOME		0-1-0		0-0-0		2-1-0													
1-7-0		0-2-0		0-0-		AWAY		0-4-0		0-1-0		1-0-0													
4-12-0		0-1-0		0-1-0		NEUTRAL		0-3-0		0-2-0		4-5-0													
0-0-0		0-0-0		0-0-0		CONFERENCE		0-0-0		0-0-0		0-0-0													
0-0-0		0-0-0		0-0-0		HOME		0-0-0		0-0-0		0-0-0													
0-0-0		0-0-0		0-0-0		AWAY		0-0-0		0-0-0		0-0-0													
0-0-0		0-0-0		0-0-0		NEUTRAL		0-0-0		0-0-0		0-0-0													
RPI	S	Opponent		Score		RPI	S	Opponent		Score		RPI	S	Opponent		Score		RPI	S	Opponent		Score			
16	N	Northwestern		0	4	47	N	North Dakota St.		2	5	57	A	Fresno St.		0	8	118	N	Ball St.		1	9		
22	A	Stanford		3	7							57	A	Fresno St.		0	6	148	A	San Jose St.		2	4		
22	A	Stanford		0	8							63	N	Texas St.		5	7	148	N	San Jose St.		5	6		
												63	N	Texas St.		3	11	158	N	Utah St.		1	11		
												89	N	Bradley		6	7	172	N	Cal Poly		4	2		
												93	A	New Mexico St.		3	6	195	N	North Dakota		2	6		
												98	A	UC Davis		1	2	205	N	California Baptist		1	10		
												98	H	UC Davis		4	10	222	N	UC Santa Barbara		5	0		
																222	N	UC Santa Barbara		6	11				
																246	N	CSU Bakersfield		2	3				
																246	N	CSU Bakersfield		7	3				
																254	H	Utah Valley		5	4				
																254	H	Utah Valley		8	12				
																254	H	Utah Valley		10	3				
																256	A	Santa Clara		5	1				
																256	N	Santa Clara		3	0				
				LAST 10 GAMES																					
				254	H	Utah Valley		10	3	205	N	California Baptist		1	10										
				254	H	Utah Valley		8	12	57	A	Fresno St.		0	8										
				254	H	Utah Valley		5	4	222	N	UC Santa Barbara		5	0										
				195	N	North Dakota		2	6	16	N	Northwestern		0	4										
				57	A	Fresno St.		0	6	172	N	Cal Poly		4	2										

Non-Div. I Games:

Montana

Average RPI Win: 177		WON-LOST RECORD		WINNING PCT. RANK		LAST 10 GAMES		STRENGTH OF SCHEDULE		OPP. STRENGTH OF SCHEDULE		TEAM RPI		ADJ RPI		CONF. RPI		ADJ CONF. RPI	
DIV. I ONLY		9-17-0		.34615 216		5-5-0		209		197		228		.43072 231		25		25	
DIV. I NON-CONF.		9-17-0		.34615 216		5-5-0		209		203		228		.43072 230		25		25	
TOTALS		RPI 1-25		RPI 26-50		W-L RECORDS		RPI 51-100		RPI 101-150		RPI 150+							
9-17-0		0-0-0		0-2-0		OVERALL		1-4-0		2-3-0		6-8-0							
0-0-0		0-0-0		0-0-0		HOME		0-0-0		0-0-0		0-0-0							
1-4-0		0-0-0		0-0-0		AWAY		0-1-0		0-2-0		1-1-0							
8-13-0		0-0-0		0-2-0		NEUTRAL		1-3-0		2-1-0		5-7-0							
9-17-0		0-0-0		0-2-0		NON-CONFERENCE		1-4-0		2-3-0		6-8-0							
0-0-0		0-0-0		0-0-0		HOME		0-0-0		0-0-0		0-0-0							
1-4-0		0-0-0		0-0-		AWAY		0-1-0		0-2-0		1-1-0							
8-13-0		0-0-0		0-2-0		NEUTRAL		1-3-0		2-1-0		5-7-0							
0-0-0		0-0-0		0-0-0		CONFERENCE		0-0-0		0-0-0		0-0-0							
0-0-0		0-0-0		0-0-0		HOME		0-0-0		0-0-0		0-0-0							
0-0-0		0-0-0		0-0-0		AWAY		0-0-0		0-0-0		0-0-0							
0-0-0		0-0-0		0-0-0		NEUTRAL		0-0-0		0-0-0		0-0-0							
RPI	S	Opponent		Score		RPI	S	Opponent		Score		RPI	S	Opponent		Score			
				41	N	Oregon	0	11	61	N	Jacksonville St.	0	6	115	N	Duke	10	0	
				44	N	Ohio St.	0	4	61	N	Jacksonville St.	11	6	119	A	CSUN	3	4	
									71	N	South Dakota St.	1	5	119	A	CSUN	4	9	
									84	A	Long Beach St.	2	4	120	N	Rutgers	4	12	
									95	N	North Florida	0	3	133	N	Monmouth	3	1	
														167	N	Providence	3	4	
														180	N	Central Mich.	1	2	
														190	N	Toledo	5	2	
														196	N	Saint Francis (PA)	9	1	
														200	A	Mercer	5	7	
														200	A	Mercer	8	6	
														213	N	Columbia	9	7	
														222	N	UC Santa Barbara	1	3	
														239	N	Butler	3	6	
														239	N	Butler	8	3	
														246	N	CSU Bakersfield	4	3	
														256	N	Santa Clara	4	6	
														256	N	Santa Clara	4	6	
														273	N	La Salle	1	3	
LAST 10 GAMES																			
				239	N	Butler	3	6	133	N	Monmouth	3	1						
				119	A	CSUN	3	4	239	N	Butler	8	3						
				273	N	La Salle	1	3	196	N	Saint Francis (PA)	9	1						
				213	N	Columbia	9	7	71	N	South Dakota St.	1	5						
				95	N	North Florida	0	3	167	N	Providence	3	4						

Non-Div. I Games:

Army West Point

Average RPI Win: 271		WON-LOST	WINNING	LAST 10	STRENGTH OF		OPP. STRENGTH	TEAM	ADJ	CONF.	ADJ CONF.
Average RPI Loss: 130		RECORD	PCT. RANK	GAMES	SCHEDULE		OF SCHEDULE	RPI	RPI	RPI	RPI
DIV. I ONLY		7-19-2	.28571	239	3-7-0		137	274	229	.42871	232
DIV. I NON-CONF.		7-16-2	.32	227	3-4-0		181	281	236	.42216	237
TOTALS		RPI 1-25	RPI 26-50		W-L RECORDS		RPI 51-100		RPI 101-150		RPI 150+
7-19-2	0-0-0	0-1-0		OVERALL		0-9-0		0-2-0		7-7-2	
2-0-2	0-0-0	0-0-0		HOME		0-0-0		0-0-0		2-0-2	
2-9-0	0-0-0	0-1-0		AWAY		0-7-0		0-0-0		2-1-0	
3-10-0	0-0-0	0-0-0		NEUTRAL		0-2-0		0-2-0		3-6-0	
7-16-2	0-0-0	0-1-0		NON-CONFERENCE		0-6-0		0-2-0		7-7-2	
2-0-2	0-0-0	0-0-0		HOME		0-0-0		0-0-0		2-0-2	
2-6-0	0-0-0	0-0-		AWAY		0-4-0		0-0-0		2-1-0	
3-10-0	0-0-0	0-0-0		NEUTRAL		0-2-0		0-2-0		3-6-0	
0-3-0	0-0-0	0-0-0		CONFERENCE		0-3-0		0-0-0		0-0-0	
0-0-0	0-0-0	0-0-0		HOME		0-0-0		0-0-0		0-0-0	
0-3-0	0-0-0	0-0-0		AWAY		0-3-0		0-0-0		0-0-0	
0-0-0	0-0-0	0-0-0		NEUTRAL		0-0-0		0-0-0		0-0-0	
RPI S	Opponent	Score		RPI S	Opponent	Score		RPI S	Opponent	Score	
39 A	Georgia	1	7	59 A	USC Upstate	1	9	107 N	Eastern Ky.	1	18
				59 A	USC Upstate	0	11	118 N	Ball St.	0	3
				59 A	USC Upstate	0	8	160 N	Villanova	0	8
				81 A	Coastal Caro.	0	4	166 A	Jacksonville	3	10
				81 A	Coastal Caro.	1	9	171 N	UMKC	7	10
				88 A	Chattanooga	3	6	174 H	ETSU	9	9
				95 A	North Florida	1	2	180 N	Central Mich.	2	3
				97 N	Marshall	1	10	208 A	Alabama St.	8	3
				99 N	Towson	1	9	241 H	Akron	6	6
								242 N	Detroit Mercy	1	11
								270 N	Siena	1	4
								273 N	La Salle	3	1
								273 N	La Salle	10	1
								282 A	Savannah St.	5	4
								285 N	Howard	9	1
								287 H	Morgan St.	9	2
								287 H	Morgan St.	5	2
								294 N	Grambling	1	2
LAST 10 GAMES				282 A	Savannah St.	5	4	95 A	North Florida	1	2
				59 A	USC Upstate	0	8	118 N	Ball St.	0	3
				59 A	USC Upstate	1	9	166 A	Jacksonville	3	10
				59 A	USC Upstate	0	11	273 N	La Salle	10	1
				273 N	La Salle	3	1	180 N	Central Mich.	2	3

Non-Div. I Games:

Presbyterian



Average RPI Win: 241		WON-LOST RECORD		WINNING PCT. RANK		LAST 10 GAMES		STRENGTH OF SCHEDULE		OPP. STRENGTH OF SCHEDULE		TEAM RPI		ADJ RPI		CONF. RPI		ADJ CONF. RPI			
DIV. I ONLY		7-15-0		.31818	226	2-8-0		216		162		235		.42839	233	26		26			
DIV. I NON-CONF.		7-15-0		.31818	228	2-8-0		215		157		234		.42839	232	26		26			
TOTALS		RPI 1-25		RPI 26-50		W-L RECORDS		RPI 51-100		RPI 101-150		RPI 150+									
7-15-0		0-2-0		0-2-0		OVERALL		0-5-0		1-3-0		6-3-0									
0-1-0		0-0-0		0-0-0		HOME		0-1-0		0-0-0		0-0-0									
1-5-0		0-1-0		0-2-0		AWAY		0-0-0		0-0-0		1-2-0									
6-9-0		0-1-0		0-0-0		NEUTRAL		0-4-0		1-3-0		5-1-0									
7-15-0		0-2-0		0-2-0		NON-CONFERENCE		0-5-0		1-3-0		6-3-0									
0-1-0		0-0-0		0-0-0		HOME		0-1-0		0-0-0		0-0-0									
1-5-0		0-1-0		0-0-		AWAY		0-0-0		0-0-0		1-2-0									
6-9-0		0-1-0		0-0-0		NEUTRAL		0-4-0		1-3-0		5-1-0									
0-0-0		0-0-0		0-0-0		CONFERENCE		0-0-0		0-0-0		0-0-0									
0-0-0		0-0-0		0-0-0		HOME		0-0-0		0-0-0		0-0-0									
0-0-0		0-0-0		0-0-0		AWAY		0-0-0		0-0-0		0-0-0									
0-0-0		0-0-0		0-0-0		NEUTRAL		0-0-0		0-0-0		0-0-0									
RPI	S	Opponent		Score		RPI	S	Opponent		Score		RPI	S	Opponent		Score					
18	A	Louisiana		0	4	49	A	Georgia Tech		3	4	54	N	Seattle U		3	11				
21	N	Notre Dame		3	6	49	A	Georgia Tech		0	1	69	N	California		0	9				
												87	N	BYU		3	11				
												94	H	Iowa		3	5				
												94	N	Iowa		0	5				
												118	N	Ball St.		4	3				
												118	N	Ball St.		3	11				
												132	N	UAB		2	3				
												139	N	Hawaii		12	16				
												200	A	Mercer		7	14				
												204	N	UConn		1	3				
												224	A	Georgia St.		5	4				
												224	A	Georgia St.		4	5				
												235	N	A&M-Corpus Christi		10	2				
												254	N	Utah Valley		5	3				
												284	N	Incarnate Word		7	1				
												284	N	Incarnate Word		10	2				
												287	N	Morgan St.		8	6				
LAST 10 GAMES																					
200 A Mercer						7	14	204 N UConn						1	3						
118 N Ball St.						4	3	224 A Georgia St.						5	4						
49 A Georgia Tech						3	4	49 A Georgia Tech						0	1						
224 A Georgia St.						4	5	132 N UAB						2	3						
118 N Ball St.						3	11	94 N Iowa						0	5						

Non-Div. I Games:

Fordham

Average RPI Win: 218		WON-LOST	WINNING	LAST 10	STRENGTH OF		OPP. STRENGTH	TEAM	ADJ	CONF.	ADJ CONF.
Average RPI Loss: 120		RECORD	PCT. RANK	GAMES	SCHEDULE		OF SCHEDULE	RPI	RPI	RPI	RPI
DIV. I ONLY		5-17-0	.22727	257	3-7-0		150	172	233	.42787	234
DIV. I NON-CONF.		5-17-0	.22727	255	3-7-0		142	171	233	.42787	233
TOTALS		RPI 1-25	RPI 26-50		W-L RECORDS		RPI 51-100		RPI 101-150		RPI 150+
5-17-0	0-1-0	0-1-0		OVERALL		0-4-0		1-7-0		4-4-0	
3-2-0	0-0-0	0-0-0		HOME		0-0-0		0-1-0		3-1-0	
1-5-0	0-0-0	0-0-0		AWAY		0-0-0		1-5-0		0-0-0	
1-10-0	0-1-0	0-1-0		NEUTRAL		0-4-0		0-1-0		1-3-0	
5-17-0	0-1-0	0-1-0		NON-CONFERENCE		0-4-0		1-7-0		4-4-0	
3-2-0	0-0-0	0-0-0		HOME		0-0-0		0-1-0		3-1-0	
1-5-0	0-0-0	0-0-		AWAY		0-0-0		1-5-0		0-0-0	
1-10-0	0-1-0	0-1-0		NEUTRAL		0-4-0		0-1-0		1-3-0	
0-0-0	0-0-0	0-0-0		CONFERENCE		0-0-0		0-0-0		0-0-0	
0-0-0	0-0-0	0-0-0		HOME		0-0-0		0-0-0		0-0-0	
0-0-0	0-0-0	0-0-0		AWAY		0-0-0		0-0-0		0-0-0	
0-0-0	0-0-0	0-0-0		NEUTRAL		0-0-0		0-0-0		0-0-0	
RPI S	Opponent	Score		RPI S	Opponent	Score		RPI S	Opponent	Score	
7 N	Kentucky	0 10		35 N	Drake	1 7		66 N	Southern Ill.	0 10	
								71 N	South Dakota St.	0 6	
								71 N	South Dakota St.	0 14	
								77 N	Western Ky.	0 10	
								101 H	Loyola Chicago	4 10	
								123 A	UNI	4 9	
								128 A	UT Martin	4 1	
								128 A	UT Martin	0 5	
								145 A	Kennesaw St.	5 10	
								145 A	Kennesaw St.	4 10	
								145 A	Kennesaw St.	3 6	
								150 N	Murray St.	12 13	
								161 H	Northern Ill.	3 8	
								175 N	Creighton	4 5	
								190 N	Toledo	0 4	
								217 H	Northern Colo.	8 5	
								242 H	Detroit Mercy	6 4	
								243 N	Wright St.	9 10	
								250 N	Evansville	6 2	
								255 H	Omaha	7 2	
				LAST 10 GAMES							
				128 A	UT Martin	4 1		217 H	Northern Colo.	8 5	
				250 N	Evansville	6 2		101 H	Loyola Chicago	4 10	
				128 A	UT Martin	0 5		161 H	Northern Ill.	3 8	
				242 H	Detroit Mercy	6 4		145 A	Kennesaw St.	3 6	
				255 H	Omaha	7 2		145 A	Kennesaw St.	4 10	

Non-Div. I Games:

Saint Louis

Average RPI Win:		214	WON-LOST RECORD		WINNING PCT. RANK		LAST 10 GAMES		STRENGTH OF SCHEDULE		OPP. STRENGTH OF SCHEDULE		TEAM RPI		ADJ RPI		CONF. RPI		ADJ CONF. RPI										
DIV. I ONLY			4-24-0		.14286 274		2-8-0		54		242		234		.42672 235		19		19										
DIV. I NON-CONF.			2-17-0		.10526 281		1-2-0		19		197		212		.45031 210		18		18										
TOTALS		RPI 1-25		RPI 26-50		W-L RECORDS		RPI 51-100		RPI 101-150		RPI 150+																	
4-24-0		0-3-0		0-4-0		OVERALL		0-3-0		1-4-0		3-10-0																	
3-7-0		0-0-0		0-3-0		HOME		0-0-0		1-0-0		2-4-0																	
0-10-0		0-3-0		0-0-0		AWAY		0-2-0		0-1-0		0-4-0																	
1-7-0		0-0-0		0-1-0		NEUTRAL		0-1-0		0-3-0		1-2-0																	
2-17-0		0-3-0		0-4-0		NON-CONFERENCE		0-3-0		1-3-0		1-4-0																	
2-5-0		0-0-0		0-3-0		HOME		0-0-0		1-0-0		1-2-0																	
0-6-0		0-3-0		0-0-		AWAY		0-2-0		0-0-0		0-1-0																	
0-6-0		0-0-0		0-1-0		NEUTRAL		0-1-0		0-3-0		0-1-0																	
2-7-0		0-0-0		0-0-0		CONFERENCE		0-0-0		0-1-0		2-6-0																	
1-2-0		0-0-0		0-0-0		HOME		0-0-0		0-0-0		1-2-0																	
0-4-0		0-0-0		0-0-0		AWAY		0-0-0		0-1-0		0-3-0																	
1-1-0		0-0-0		0-0-0		NEUTRAL		0-0-0		0-0-0		1-1-0																	
RPI	S	Opponent		Score		RPI	S	Opponent		Score		RPI	S	Opponent		Score													
5	A	Texas		1	7	45	H	Wisconsin		2	3	53	A	Texas A&M		0	8	102	H	Longwood		6	4						
18	A	Louisiana		0	15	45	H	Wisconsin		0	9	53	A	Texas A&M		1	7	102	N	Longwood		0	9						
18	A	Louisiana		0	21	45	H	Wisconsin		1	9	69	N	California		1	4	103	N	UTSA		3	5						
						46	N	Missouri St.		1	4											129	A	Southeastern La.		4	8		
																						142	N	SIUE		2	4		
																						164	A	Lamar University		5	9		
																						164	A	Lamar University		4	5		
																						164	A	Lamar University		4	5		
																						164	N	Lamar University		1	4		
																						194	H	Prairie View		4	5		
																						194	H	Prairie View		2	3		
																						220	H	Houston Baptist		3	2		
																						220	H	Houston Baptist		2	4		
																						220	H	Houston Baptist		0	3		
																						233	N	Fordham		2	10		
																						249	A	Texas Southern		0	2		
																						249	H	Texas Southern		2	1		
																						284	N	Incarnate Word		6	2		
						LAST 10 GAMES																							
						220 H Houston Baptist						2	4	220 H Houston Baptist						0	3								
						53 A Texas A&M						1	7	194 H Prairie View						2	3								
						102 N Longwood						0	9	164 A Lamar University						5	9								
						164 N Lamar University						1	4	164 A Lamar University						4	5								
						164 A Lamar University						4	5	5 A Texas						1	7								

Non-Div. I Games:

A&amp;M-Corpus Christi

Average RPI Win: 227		WON-LOST RECORD		WINNING PCT. RANK		LAST 10 GAMES		STRENGTH OF SCHEDULE		OPP. STRENGTH OF SCHEDULE		TEAM RPI		ADJ RPI		CONF. RPI		ADJ CONF. RPI	
DIV. I ONLY		2-13-0		.13333 277		0-10-0		97		91		236		.42573 236		28		28	
DIV. I NON-CONF.		2-13-0		.13333 272		0-10-0		90		86		237		.42573 234		28		28	
TOTALS		RPI 1-25		RPI 26-50		W-L RECORDS		RPI 51-100		RPI 101-150		RPI 150+							
2-13-0		0-2-0		0-2-0		OVERALL		0-3-0		0-1-0		2-5-0							
0-0-0		0-0-0		0-0-0		HOME		0-0-0		0-0-0		0-0-0							
1-4-0		0-0-0		0-1-0		AWAY		0-1-0		0-1-0		1-1-0							
1-9-0		0-2-0		0-1-0		NEUTRAL		0-2-0		0-0-0		1-4-0							
2-13-0		0-2-0		0-2-0		NON-CONFERENCE		0-3-0		0-1-0		2-5-0							
0-0-0		0-0-0		0-0-0		HOME		0-0-0		0-0-0		0-0-0							
1-4-0		0-0-0		0-0-		AWAY		0-1-0		0-1-0		1-1-0							
1-9-0		0-2-0		0-1-0		NEUTRAL		0-2-0		0-0-0		1-4-0							
0-0-0		0-0-0		0-0-0		CONFERENCE		0-0-0		0-0-0		0-0-0							
0-0-0		0-0-0		0-0-0		HOME		0-0-0		0-0-0		0-0-0							
0-0-0		0-0-0		0-0-0		AWAY		0-0-0		0-0-0		0-0-0							
0-0-0		0-0-0		0-0-0		NEUTRAL		0-0-0		0-0-0		0-0-0							
RPI	S	Opponent		Score		RPI	S	Opponent		Score		RPI	S	Opponent		Score			
1	N	Florida St.		4	8	37	A	UCF		0	10	67	N	Iowa St.		0	12		
4	N	Oklahoma		0	10	48	N	Louisiana Tech		0	8	75	A	Loyola Marymount		0	6		
												76	N	Appalachian St.		1	2		
														119 A CSUN		2	11		
														152 A Col. of Charleston		6	7		
														172 N Cal Poly		4	5		
														190 N Toledo		4	5		
														190 N Toledo		3	4		
														205 N California Baptist		4	5		
														206 N Radford		7	0		
														248 A Charleston So.		5	3		
LAST 10 GAMES																			
						75	A	Loyola Marymount		0	6	190	N	Toledo		3	4		
						172	N	Cal Poly		4	5	1	N	Florida St.		4	8		
						205	N	California Baptist		4	5	190	N	Toledo		4	5		
						119	A	CSUN		2	11	48	N	Louisiana Tech		0	8		
						4	N	Oklahoma		0	10	37	A	UCF		0	10		

Non-Div. I Games:

Dartmouth

Maine

Maine				Through Games Of March 17, 2019								
Average RPI Win:	181	WON-LOST RECORD	WINNING PCT. RANK	LAST 10 GAMES	STRENGTH OF SCHEDULE	OPP. STRENGTH OF SCHEDULE	TEAM RPI	ADJ RPI	CONF. RPI	ADJ CONF. RPI		
DIV. I ONLY		3-12-0	.2 262	2-8-0	130	202	237	.42559	237	24	24	
DIV. I NON-CONF.		3-12-0	.2 260	2-8-0	125	208	238	.42559	235	24	24	
-----												
TOTALS	RPI 1-25		RPI 26-50	W-L RECORDS		RPI 51-100			RPI 101-150		RPI 150+	
3-12-0	0-1-0		0-0-0	OVERALL		0-2-0			1-2-0		2-7-0	
0-0-0	0-0-0		0-0-0	HOME		0-0-0			0-0-0		0-0-0	
0-6-0	0-0-0		0-0-0	AWAY		0-1-0			0-0-0		0-5-0	
3-6-0	0-1-0		0-0-0	NEUTRAL		0-1-0			1-2-0		2-2-0	
3-12-0	0-1-0		0-0-0	NON-CONFERENCE		0-2-0			1-2-0		2-7-0	
0-0-0	0-0-0		0-0-0	HOME		0-0-0			0-0-0		0-0-0	
0-6-0	0-0-0		0-0-	AWAY		0-1-0			0-0-0		0-5-0	
3-6-0	0-1-0		0-0-0	NEUTRAL		0-1-0			1-2-0		2-2-0	
0-0-0	0-0-0		0-0-0	CONFERENCE		0-0-0			0-0-0		0-0-0	
0-0-0	0-0-0		0-0-0	HOME		0-0-0			0-0-0		0-0-0	
0-0-0	0-0-0		0-0-0	AWAY		0-0-0			0-0-0		0-0-0	
0-0-0	0-0-0		0-0-0	NEUTRAL		0-0-0			0-0-0		0-0-0	
RPI S	Opponent	Score	RPI S	Opponent	Score	RPI S	Opponent	Score	RPI S	Opponent	Score	
14 N	Texas Tech	0 10				74 N	Southeast Mo. St.	2 6	103 N	UTSA	5 6	
						90 A	Memphis	2 8	103 N	UTSA	0 3	
									150 N	Murray St.	6 5	
									164 A	Lamar University	2 4	
									164 A	Lamar University	2 7	
									170 A	Kansas	4 6	
									171 N	UMKC	2 8	
									171 N	UMKC	0 7	
									171 N	UMKC	5 4	
									197 A	Abilene Christian	2 9	
									197 A	Abilene Christian	2 9	
									223 N	Rhode Island	11 2	
-----												
LAST 10 GAMES												
197 A	Abilene Christian	2 9	14 N	Texas Tech	0 10	90 A	Memphis	2 8				
171 N	UMKC	5 4	74 N	Southeast Mo. St.	2 6	171 N	UMKC	2 8				
197 A	Abilene Christian	2 9	170 A	Kansas	4 6							
171 N	UMKC	0 7										
150 N	Murray St.	6 5										

Maine

Non-Div. I Games:

Maine

Average RPI Win: 277		WON-LOST RECORD		WINNING PCT. RANK		LAST 10 GAMES		STRENGTH OF SCHEDULE		OPP. STRENGTH OF SCHEDULE		TEAM RPI		ADJ RPI		CONF. RPI		ADJ CONF. RPI	
DIV. I ONLY		3-9-0		.25 248		3-7-0		128		287		239		.42153 238		24		24	
DIV. I NON-CONF.		3-9-0		.25 244		3-7-0		123		288		241		.42153 239		24		24	
TOTALS		RPI 1-25		RPI 26-50		W-L RECORDS		RPI 51-100		RPI 101-150		RPI 150+							
3-9-0		0-0-0		0-0-0		OVERALL		0-2-0		0-2-0		3-5-0							
1-3-0		0-0-0		0-0-0		HOME		0-2-0		0-0-0		1-1-0							
2-3-0		0-0-0		0-0-0		AWAY		0-0-0		0-1-0		2-2-0							
0-3-0		0-0-0		0-0-0		NEUTRAL		0-0-0		0-1-0		0-2-0							
3-9-0		0-0-0		0-0-0		NON-CONFERENCE		0-2-0		0-2-0		3-5-0							
1-3-0		0-0-0		0-0-0		HOME		0-2-0		0-0-0		1-1-0							
2-3-0		0-0-0		0-0-		AWAY		0-0-0		0-1-0		2-2-0							
0-3-0		0-0-0		0-0-0		NEUTRAL		0-0-0		0-1-0		0-2-0							
0-0-0		0-0-0		0-0-0		CONFERENCE		0-0-0		0-0-0		0-0-0							
0-0-0		0-0-0		0-0-0		HOME		0-0-0		0-0-0		0-0-0							
0-0-0		0-0-0		0-0-0		AWAY		0-0-0		0-0-0		0-0-0							
0-0-0		0-0-0		0-0-0		NEUTRAL		0-0-0		0-0-0		0-0-0							
RPI	S	Opponent		Score		RPI	S	Opponent		Score		RPI	S	Opponent		Score			

Non-Div. I Games:

Hartford

Average RPI Win: 246		WON-LOST RECORD		WINNING PCT. RANK		LAST 10 GAMES		STRENGTH OF SCHEDULE		OPP. STRENGTH OF SCHEDULE		TEAM RPI		ADJ RPI		CONF. RPI		ADJ CONF. RPI	
DIV. I ONLY		9-16-0		.36	212	3-7-0		244		203		238		.42032	239	22		22	
DIV. I NON-CONF.		9-16-0		.36	212	3-7-0		246		209		240		.42032	241	22		22	
TOTALS		RPI 1-25		RPI 26-50		W-L RECORDS		RPI 51-100		RPI 101-150		RPI 150+							
9-16-0		0-1-0		0-2-0		OVERALL		0-3-0		0-3-0		9-7-0							
0-0-0		0-0-0		0-0-0		HOME		0-0-0		0-0-0		0-0-0							
0-4-0		0-0-0		0-1-0		AWAY		0-2-0		0-1-0		0-0-0							
9-12-0		0-1-0		0-1-0		NEUTRAL		0-1-0		0-2-0		9-7-0							
9-16-0		0-1-0		0-2-0		NON-CONFERENCE		0-3-0		0-3-0		9-7-0							
0-0-0		0-0-0		0-0-0		HOME		0-0-0		0-0-0		0-0-0							
0-4-0		0-0-0		0-0-		AWAY		0-2-0		0-1-0		0-0-0							
9-12-0		0-1-0		0-1-0		NEUTRAL		0-1-0		0-2-0		9-7-0							
0-0-0		0-0-0		0-0-0		CONFERENCE		0-0-0		0-0-0		0-0-0							
0-0-0		0-0-0		0-0-0		HOME		0-0-0		0-0-0		0-0-0							
0-0-0		0-0-0		0-0-0		AWAY		0-0-0		0-0-0		0-0-0							
0-0-0		0-0-0		0-0-0		NEUTRAL		0-0-0		0-0-0		0-0-0							
RPI	S	Opponent		Score		RPI	S	Opponent		Score		RPI	S	Opponent		Score			
12	N	Minnesota		2	3	38	A	South Fla.		1	4	66	A	Southern Ill.		0	16		
						47	N	North Dakota St.		2	3	77	A	Western Ky.		0	3		
												95	N	North Florida		1	2		
														101	A	Loyola Chicago		4	5
														116	N	UIC		2	3
														150	N	Murray St.		0	5
														185	N	Western Ill.		1	7
														188	N	Princeton		4	6
														207	N	Indiana St.		6	4
														207	N	Indiana St.		0	5
														215	N	George Mason		1	2
														216	N	Green Bay		11	0
														225	N	Delaware		1	9
														228	N	IUPUI		8	0
														231	N	Army West Point		6	3
														231	N	Army West Point		3	8
														242	N	Detroit Mercy		2	5
														250	N	Evansville		9	4
														260	N	Cleveland St.		9	6
														271	N	Drexel		3	2
														273	N	La Salle		6	5
														280	N	Holy Cross		6	3
LAST 10 GAMES						LAST 10 GAMES						LAST 10 GAMES							
						231	N	Army West Point		6	3	188	N	Princeton		4	6		
						77	A	Western Ky.		0	3	38	A	South Fla.		1	4		
						207	N	Indiana St.		6	4	12	N	Minnesota		2	3		
						273	N	La Salle		6	5	231	N	Army West Point		3	8		
						95	N	North Florida		1	2	47	N	North Dakota St.		2	3		

Non-Div. I Games:

Butler

Average RPI Win: 272		WON-LOST RECORD		WINNING PCT. RANK		LAST 10 GAMES		STRENGTH OF SCHEDULE		OPP. STRENGTH OF SCHEDULE		TEAM RPI		ADJ RPI		CONF. RPI		ADJ CONF. RPI	
DIV. I ONLY		3-15-0		.16667 269		1-9-0		98		229		240		.41796 240		29		29	
DIV. I NON-CONF.		3-15-0		.16667 265		1-9-0		92		232		242		.41796 243		29		29	
TOTALS		RPI 1-25		RPI 26-50		W-L RECORDS		RPI 51-100		RPI 101-150		RPI 150+							
3-15-0		0-1-0		0-0-0		OVERALL		0-6-0		0-6-0		3-2-0							
0-0-0		0-0-0		0-0-0		HOME		0-0-0		0-0-0		0-0-0							
1-6-0		0-1-0		0-0-0		AWAY		0-4-0		0-1-0		1-0-0							
2-9-0		0-0-0		0-0-0		NEUTRAL		0-2-0		0-5-0		2-2-0							
3-15-0		0-1-0		0-0-0		NON-CONFERENCE		0-6-0		0-6-0		3-2-0							
0-0-0		0-0-0		0-0-0		HOME		0-0-0		0-0-0		0-0-0							
1-6-0		0-1-0		0-0-		AWAY		0-4-0		0-1-0		1-0-0							
2-9-0		0-0-0		0-0-0		NEUTRAL		0-2-0		0-5-0		2-2-0							
0-0-0		0-0-0		0-0-0		CONFERENCE		0-0-0		0-0-0		0-0-0							
0-0-0		0-0-0		0-0-0		HOME		0-0-0		0-0-0		0-0-0							
0-0-0		0-0-0		0-0-0		AWAY		0-0-0		0-0-0		0-0-0							
0-0-0		0-0-0		0-0-0		NEUTRAL		0-0-0		0-0-0		0-0-0							
RPI	S	Opponent		Score		RPI	S	Opponent		Score		RPI	S	Opponent		Score			
2	A	UCLA		0 11				59	A	USC Upstate	1 5	102	A	Longwood	1 4				
								59	A	USC Upstate	0 8	102	N	Longwood	0 2				
								59	A	USC Upstate	0 8	120	N	Rutgers	2 11				
								85	N	Ohio	1 8	120	N	Rutgers	0 8				
								87	N	BYU	0 1	134	N	San Diego St.	1 6				
								100	A	Liberty	0 4	149	N	Boston U.	0 4				
												260	N	Cleveland St.	6 4				
												260	N	Cleveland St.	8 11				
												268	A	Norfolk St.	11 8				
												278	N	N.C. Central	5 6				
												289	N	Delaware St.	7 1				
LAST 10 GAMES																			
260	N	Cleveland St.	8 11	149	N	Boston U.	0 4												
100	A	Liberty	0 4	85	N	Ohio	1 8												
59	A	USC Upstate	0 8	2	A	UCLA	0 11												
102	A	Longwood	1 4	134	N	San Diego St.	1 6												
102	N	Longwood	0 2	87	N	BYU	0 1												

Non-Div. I Games:

Robert Morris



Average RPI Win: 269		WON-LOST RECORD	WINNING PCT. RANK	LAST 10 GAMES	STRENGTH OF SCHEDULE	OPP. STRENGTH OF SCHEDULE	TEAM RPI	ADJ RPI		CONF. RPI	ADJ CONF. RPI	
Average RPI Loss: 157												
DIV. I ONLY		6-10-2	.38889 203	2-8-0	250	267	243	.41737	241	17	17	
DIV. I NON-CONF.		6-10-2	.38889 198	2-8-0	253	270	246	.41737	244	17	17	
<hr/>												
TOTALS		RPI 1-25		RPI 26-50		W-L RECORDS		RPI 51-100		RPI 101-150		RPI 150+
6-10-2		0-0-0		0-1-0		OVERALL		0-0-0		0-4-0		6-5-2
0-0-0		0-0-0		0-0-0		HOME		0-0-0		0-0-0		0-0-0
0-3-1		0-0-0		0-0-0		AWAY		0-0-0		0-2-0		0-1-1
6-7-1		0-0-0		0-1-0		NEUTRAL		0-0-0		0-2-0		6-4-1
<hr/>												
6-10-2		0-0-0		0-1-0		NON-CONFERENCE		0-0-0		0-4-0		6-5-2
0-0-0		0-0-0		0-0-0		HOME		0-0-0		0-0-0		0-0-0
0-3-1		0-0-0		0-0-		AWAY		0-0-0		0-2-0		0-1-1
6-7-1		0-0-0		0-1-0		NEUTRAL		0-0-0		0-2-0		6-4-1
<hr/>												
0-0-0		0-0-0		0-0-0		CONFERENCE		0-0-0		0-0-0		0-0-0
0-0-0		0-0-0		0-0-0		HOME		0-0-0		0-0-0		0-0-0
0-0-0		0-0-0		0-0-0		AWAY		0-0-0		0-0-0		0-0-0
0-0-0		0-0-0		0-0-0		NEUTRAL		0-0-0		0-0-0		0-0-0
<hr/>												
RPI S	Opponent	Score	RPI S	Opponent	Score	RPI S	Opponent	Score	RPI S	Opponent	Score	
			26 N	Indiana	1 8				101 N	Loyola Chicago	2 11	
									127 N	Belmont	2 10	
									128 A	UT Martin	2 5	
									128 A	UT Martin	2 9	
									174 N	ETSU	2 9	
									174 N	ETSU	6 6	
									200 A	Mercer	7 11	
									200 N	Mercer	2 9	
									215 N	George Mason	9 3	
									216 N	Green Bay	2 8	
									232 A	Presbyterian	6 6	
									271 N	Drexel	8 4	
									272 N	Quinnipiac	2 11	
									274 N	N.C. A&T	8 0	
									280 N	Holy Cross	6 0	
									287 N	Morgan St.	5 0	
									287 N	Morgan St.	12 11	
<hr/>												
LAST 10 GAMES												
			128 A	UT Martin	2 5		200 N	Mercer	2 9			
			216 N	Green Bay	2 8		26 N	Indiana	1 8			
			128 A	UT Martin	2 9		200 A	Mercer	7 11			
			274 N	N.C. A&T	8 0		215 N	George Mason	9 3			
			101 N	Loyola Chicago	2 11		272 N	Quinnipiac	2 11			

Non-Div. I Games:

Akron

Average RPI Win: 249		WON-LOST	WINNING	LAST 10	STRENGTH OF		OPP. STRENGTH	TEAM	ADJ		CONF.	ADJ CONF.	
Average RPI Loss: 151		RECORD	PCT. RANK	GAMES	SCHEDULE		OF SCHEDULE	RPI	RPI		RPI	RPI	
DIV. I ONLY		8-16-0	.33333	217	2-8-0		223	253	241	.41728	242	27	27
DIV. I NON-CONF.		8-16-0	.33333	217	2-8-0		221	257	243	.41728	245	27	27
TOTALS		RPI 1-25	RPI 26-50		W-L RECORDS		RPI 51-100		RPI 101-150		RPI 150+		
8-16-0	0-0-0	0-1-0		OVERALL		0-3-0		0-1-0		8-11-0			
0-0-0	0-0-0	0-0-0		HOME		0-0-0		0-0-0		0-0-0			
0-3-0	0-0-0	0-0-0		AWAY		0-0-0		0-1-0		0-2-0			
8-13-0	0-0-0	0-1-0		NEUTRAL		0-3-0		0-0-0		8-9-0			
8-16-0	0-0-0	0-1-0		NON-CONFERENCE		0-3-0		0-1-0		8-11-0			
0-0-0	0-0-0	0-0-0		HOME		0-0-0		0-0-0		0-0-0			
0-3-0	0-0-0	0-0-		AWAY		0-0-0		0-1-0		0-2-0			
8-13-0	0-0-0	0-1-0		NEUTRAL		0-3-0		0-0-0		8-9-0			
0-0-0	0-0-0	0-0-0		CONFERENCE		0-0-0		0-0-0		0-0-0			
0-0-0	0-0-0	0-0-0		HOME		0-0-0		0-0-0		0-0-0			
0-0-0	0-0-0	0-0-0		AWAY		0-0-0		0-0-0		0-0-0			
0-0-0	0-0-0	0-0-0		NEUTRAL		0-0-0		0-0-0		0-0-0			
RPI	S	Opponent	Score	RPI	S	Opponent	Score	RPI	S	Opponent	Score		
28	N	Virginia Tech	0 13	71	N	South Dakota St.	7 10	101	A	Loyola Chicago	1 3		
				74	N	Southeast Mo. St.	0 9	157	N	Penn St.	1 3		
				92	N	FIU	0 2	160	N	Villanova	3 5		
								161	N	Northern Ill.	3 5		
								162	N	Western Mich.	0 5		
								169	N	Colgate	4 6		
								171	N	UMKC	0 9		
								174	N	ETSU	0 1		
								174	N	ETSU	1 2		
								217	N	Northern Colo.	4 1		
								218	N	Purdue Fort Wayne	5 3		
								232	N	Presbyterian	11 1		
								234	A	Saint Louis	4 6		
								239	N	Butler	5 2		
								244	N	Manhattan	2 13		
								248	A	Charleston So.	2 10		
								250	N	Evansville	4 3		
								270	N	Siena	7 1		
								271	N	Drexel	1 0		
								293	N	Cornell	5 0		
LAST 10 GAMES				71	N	South Dakota St.	7 10						
234	A	Saint Louis	4 6	160	N	Villanova	3 5						
74	N	Southeast Mo. St.	0 9	92	N	FIU	0 2						
217	N	Northern Colo.	4 1	157	N	Penn St.	1 3						
161	N	Northern Ill.	3 5	232	N	Presbyterian	11 1						
162	N	Western Mich.	0 5										

Non-Div. I Games:

Detroit Mercy

Average RPI Win: 230		WON-LOST	WINNING	LAST 10	STRENGTH OF	OPP. STRENGTH	TEAM	ADJ	CONF.	ADJ CONF.		
Average RPI Loss: 134		RECORD	PCT. RANK	GAMES	SCHEDULE	OF SCHEDULE	RPI	RPI	RPI	RPI		
DIV. I ONLY		8-12-0	.4	189	4-6-0	276	194	252	.41553	243	27	27
DIV. I NON-CONF.		8-12-0	.4	185	4-6-0	280	198	252	.41553	246	27	27
<hr/>												
TOTALS		RPI 1-25		RPI 26-50		W-L RECORDS		RPI 51-100		RPI 101-150		RPI 150+
8-12-0		0-0-0		0-0-0		OVERALL		1-2-0		0-8-0		7-2-0
0-0-0		0-0-0		0-0-0		HOME		0-0-0		0-0-0		0-0-0
0-8-0		0-0-0		0-0-0		AWAY		0-1-0		0-7-0		0-0-0
8-4-0		0-0-0		0-0-0		NEUTRAL		1-1-0		0-1-0		7-2-0
8-12-0		0-0-0		0-0-0		NON-CONFERENCE		1-2-0		0-8-0		7-2-0
0-0-0		0-0-0		0-0-0		HOME		0-0-0		0-0-0		0-0-0
0-8-0		0-0-0		0-0-		AWAY		0-1-0		0-7-0		0-0-0
8-4-0		0-0-0		0-0-0		NEUTRAL		1-1-0		0-1-0		7-2-0
0-0-0		0-0-0		0-0-0		CONFERENCE		0-0-0		0-0-0		0-0-0
0-0-0		0-0-0		0-0-0		HOME		0-0-0		0-0-0		0-0-0
0-0-0		0-0-0		0-0-0		AWAY		0-0-0		0-0-0		0-0-0
0-0-0		0-0-0		0-0-0		NEUTRAL		0-0-0		0-0-0		0-0-0
RPI	S	Opponent		Score		RPI	S	Opponent		Score		
						77	N	Western Ky.		3	6	
						77	N	Western Ky.		2	1	
						100	A	Liberty		2	10	

Non-Div. I Games:

Wright St.

Average RPI Win:	271	WON-LOST	WINNING	LAST 10	STRENGTH OF	OPP. STRENGTH	TEAM	ADJ	CONF.	ADJ CONF.		
Average RPI Loss:	163	RECORD	PCT. RANK	GAMES	SCHEDULE	OF SCHEDULE	RPI	RPI	RPI	RPI		
DIV. I ONLY		8-8-0	.5	134	6-4-0	281	271	246	.41517	244	30	30
DIV. I NON-CONF.		8-8-0	.5	130	6-4-0	287	276	249	.41517	247	30	30
<hr/>												
TOTALS	RPI 1-25	RPI 26-50		W-L RECORDS		RPI 51-100		RPI 101-150		RPI 150+		
8-8-0	0-0-0	0-0-0		OVERALL		0-1-0		0-2-0		8-5-0		
2-0-0	0-0-0	0-0-0		HOME		0-0-0		0-0-0		2-0-0		
2-3-0	0-0-0	0-0-0		AWAY		0-0-0		0-2-0		2-1-0		
4-5-0	0-0-0	0-0-0		NEUTRAL		0-1-0		0-0-0		4-4-0		
8-8-0	0-0-0	0-0-0		NON-CONFERENCE		0-1-0		0-2-0		8-5-0		
2-0-0	0-0-0	0-0-0		HOME		0-0-0		0-0-0		2-0-0		
2-3-0	0-0-0	0-0-		AWAY		0-0-0		0-2-0		2-1-0		
4-5-0	0-0-0	0-0-0		NEUTRAL		0-1-0		0-0-0		4-4-0		
0-0-0	0-0-0	0-0-0		CONFERENCE		0-0-0		0-0-0		0-0-0		
0-0-0	0-0-0	0-0-0		HOME		0-0-0		0-0-0		0-0-0		
0-0-0	0-0-0	0-0-0		AWAY		0-0-0		0-0-0		0-0-0		
0-0-0	0-0-0	0-0-0		NEUTRAL		0-0-0		0-0-0		0-0-0		
RPI	S	Opponent	Score	RPI	S	Opponent	Score	RPI	S	Opponent	Score	
						95 N	North Florida	1	9	117 A	George Washington	1 10
										117 A	George Washington	4 5
										168 N	Bucknell	3 4
										168 N	Bucknell	3 5
										169 N	Colgate	3 8
										226 N	Georgetown	7 8
										242 N	Detroit Mercy	13 2
										247 A	Saint Mary's (CA)	6 4
										247 A	Saint Mary's (CA)	7 5
										247 A	Saint Mary's (CA)	0 8
										277 H	Central Conn. St.	3 2
										277 H	Central Conn. St.	6 5
										293 N	Cornell	6 2
										293 N	Cornell	11 9
										293 N	Cornell	8 1
LAST 10 GAMES												
						277 H	Central Conn. St.	3	2	247 A	Saint Mary's (CA)	0 8
						247 A	Saint Mary's (CA)	6	4	277 H	Central Conn. St.	6 5
						168 N	Bucknell	3	4	293 N	Cornell	8 1
						247 A	Saint Mary's (CA)	7	5	117 A	George Washington	4 5
						168 N	Bucknell	3	5	293 N	Cornell	6 2

Non-Div. I Games:

Manhattan

Average RPI Win:	256	WON-LOST RECORD	WINNING PCT. RANK	LAST 10 GAMES	STRENGTH OF SCHEDULE	OPP. STRENGTH OF SCHEDULE	TEAM RPI	ADJ RPI	CONF. RPI	ADJ CONF. RPI				
DIV. I ONLY		10-13-0	.43478 172	6-4-0	266	281	245	.4138 245	29	29				
DIV. I NON-CONF.		10-13-0	.43478 170	6-4-0	269	284	248	.4138 248	29	29				
<hr/>														
TOTALS	RPI 1-25	RPI 26-50		W-L RECORDS	RPI 51-100		RPI 101-150		RPI 150+					
10-13-0	0-0-0	0-0-0		OVERALL	0-0-0		0-4-0		10-9-0					
2-0-0	0-0-0	0-0-0		HOME	0-0-0		0-0-0		2-0-0					
4-9-0	0-0-0	0-0-0		AWAY	0-0-0		0-4-0		4-5-0					
4-4-0	0-0-0	0-0-0		NEUTRAL	0-0-0		0-0-0		4-4-0					
10-13-0	0-0-0	0-0-0		NON-CONFERENCE	0-0-0		0-4-0		10-9-0					
2-0-0	0-0-0	0-0-0		HOME	0-0-0		0-0-0		2-0-0					
4-9-0	0-0-0	0-0-		AWAY	0-0-0		0-4-0		4-5-0					
4-4-0	0-0-0	0-0-0		NEUTRAL	0-0-0		0-0-0		4-4-0					
0-0-0	0-0-0	0-0-0		CONFERENCE	0-0-0		0-0-0		0-0-0					
0-0-0	0-0-0	0-0-0		HOME	0-0-0		0-0-0		0-0-0					
0-0-0	0-0-0	0-0-0		AWAY	0-0-0		0-0-0		0-0-0					
0-0-0	0-0-0	0-0-0		NEUTRAL	0-0-0		0-0-0		0-0-0					
RPI	S	Opponent	Score	RPI	S	Opponent	Score	RPI	S	Opponent	Score			
								117	A	George Washington	1	5		
								117	A	George Washington	6	7		
								144	A	Ga. Southern	2	3		
								144	A	Ga. Southern	1	6		
								171	N	UMKC	1	7		
								179	A	Stetson	9	8		
								179	A	Stetson	0	5		
								183	A	Bethune-Cookman	4	8		
								183	A	Bethune-Cookman	2	5		
								195	N	North Dakota	5	6		
								195	N	North Dakota	2	11		
								199	N	Albany (NY)	9	4		
								225	A	Delaware	1	6		
								225	A	Delaware	7	3		
								228	N	IUPUI	0	3		
								251	A	Hampton	4	5		
								251	A	Hampton	7	3		
								268	A	Norfolk St.	6	2		
								275	N	Morehead St.	15	3		
								287	N	Morgan St.	12	4		
290	N	St. Bonaventure	6	4										
295	H	UMES	5	0										
295	H	UMES	11	0										
LAST 10 GAMES														
117	A	George Washington	6	7	225	A	Delaware	7	3	295	H	UMES	11	0
117	A	George Washington	1	5	225	A	Delaware	1	6					
183	A	Bethune-Cookman	2	5	295	H	UMES		0					
295	H	UMES	5	0	199	N	Albany (NY)	9	4					
251	A	Hampton	4	5	287	N	Morgan St.	12	4					

**Non-Div. I Games:**

Mt. St. Mary's

Average RPI Win: 223		WON-LOST	WINNING	LAST 10	STRENGTH OF		OPP. STRENGTH	TEAM	ADJ	CONF.	ADJ CONF.
Average RPI Loss: 179		RECORD	PCT. RANK	GAMES	SCHEDULE		OF SCHEDULE	RPI	RPI	RPI	RPI
DIV. I ONLY		8-12-0	.4	189	3-7-0		268	248	247	.41376	246
DIV. I NON-CONF.		8-12-0	.4	185	3-7-0		273	252	250	.41376	249
TOTALS		RPI 1-25	RPI 26-50		W-L RECORDS		RPI 51-100		RPI 101-150		RPI 150+
8-12-0		0-0-0	0-0-0		OVERALL		0-0-0		1-4-0		7-8-0
0-3-0		0-0-0	0-0-0		HOME		0-0-0		0-1-0		0-2-0
3-4-0		0-0-0	0-0-0		AWAY		0-0-0		1-2-0		2-2-0
5-5-0		0-0-0	0-0-0		NEUTRAL		0-0-0		0-1-0		5-4-0
8-12-0		0-0-0	0-0-0		NON-CONFERENCE		0-0-0		1-4-0		7-8-0
0-3-0		0-0-0	0-0-0		HOME		0-0-0		0-1-0		0-2-0
3-4-0		0-0-0	0-0-		AWAY		0-0-0		1-2-0		2-2-0
5-5-0		0-0-0	0-0-0		NEUTRAL		0-0-0		0-1-0		5-4-0
0-0-0		0-0-0	0-0-0		CONFERENCE		0-0-0		0-0-0		0-0-0
0-0-0		0-0-0	0-0-0		HOME		0-0-0		0-0-0		0-0-0
0-0-0		0-0-0	0-0-0		AWAY		0-0-0		0-0-0		0-0-0
0-0-0		0-0-0	0-0-0		NEUTRAL		0-0-0		0-0-0		0-0-0
RPI	S	Opponent	Score	RPI	S	Opponent	Score	RPI	S	Opponent	Score
								112	A	Sacramento St.	0 8
								112	A	Sacramento St.	10 2
								118	N	Ball St.	6 8
								119	H	CSUN	3 11
								148	A	San Jose St.	0 6
								158	N	Utah St.	0 14
								195	H	North Dakota	4 7
								195	H	North Dakota	2 8
								212	N	Binghamton	8 4
								212	N	Binghamton	3 9
								214	A	San Diego	2 3
								214	A	San Diego	4 3
								214	A	San Diego	2 3
								222	N	UC Santa Barbara	4 3
								230	N	Montana	3 7
								230	N	Montana	3 2
								231	N	Army West Point	3 4
								247	N	Saint Mary's (CA)	7 4
								256	A	Santa Clara	6 5
								288	N	Southern Utah	11 5
				LAST 10 GAMES							
				119	H	CSUN	3 11	195	H	North Dakota	2 8
				195	H	North Dakota	4 7	288	N	Southern Utah	11 5
				214	A	San Diego	2 3	247	N	Saint Mary's (CA)	7 4
				214	A	San Diego	4 3	148	A	San Jose St.	0 6
				214	A	San Diego	2 3	118	N	Ball St.	6 8

Non-Div. I Games:

CSU Bakersfield

Average RPI Win: 215		WON-LOST	WINNING	LAST 10	STRENGTH OF		OPP. STRENGTH	TEAM	ADJ		CONF.	ADJ CONF.		
Average RPI Loss: 148		RECORD	PCT. RANK	GAMES	SCHEDULE		OF SCHEDULE	RPI	RPI		RPI	RPI		
DIV. I ONLY		6-16-0	.27273	242	4-6-0		194	232	242	.41267	247	20	20	
DIV. I NON-CONF.		6-16-0	.27273	240	4-6-0		197	235	244	.41267	252	20	20	
TOTALS		RPI 1-25	RPI 26-50		W-L RECORDS		RPI 51-100		RPI 101-150		RPI 150+			
6-16-0	0-1-0	0-0-0		OVERALL		0-5-0		0-3-0		6-7-0				
4-6-0	0-0-0	0-0-0		HOME		0-1-0		0-2-0		4-3-0				
0-2-0	0-0-0	0-0-0		AWAY		0-1-0		0-1-0		0-0-0				
2-8-0	0-1-0	0-0-0		NEUTRAL		0-3-0		0-0-0		2-4-0				
6-16-0	0-1-0	0-0-0		NON-CONFERENCE		0-5-0		0-3-0		6-7-0				
4-6-0	0-0-0	0-0-0		HOME		0-1-0		0-2-0		4-3-0				
0-2-0	0-0-0	0-0-		AWAY		0-1-0		0-1-0		0-0-0				
2-8-0	0-1-0	0-0-0		NEUTRAL		0-3-0		0-0-0		2-4-0				
0-0-0	0-0-0	0-0-0		CONFERENCE		0-0-0		0-0-0		0-0-0				
0-0-0	0-0-0	0-0-0		HOME		0-0-0		0-0-0		0-0-0				
0-0-0	0-0-0	0-0-0		AWAY		0-0-0		0-0-0		0-0-0				
0-0-0	0-0-0	0-0-0		NEUTRAL		0-0-0		0-0-0		0-0-0				
RPI	S	Opponent	Score		RPI	S	Opponent	Score		RPI	S	Opponent	Score	
2	N	UCLA	1	13						104	H	Nevada	0	2
							54 N Seattle U	1	7	104	H	Nevada	0	9
							57 N Fresno St.	3	4	139	A	Hawaii	0	8
							69 H California	5	13	168	H	Bucknell	6	1
							78 N UT Arlington	0	8	168	H	Bucknell	2	1
							98 A UC Davis	0	6	184	N	UTEP	2	7
										211	N	Idaho St.	3	6
										211	N	Idaho St.	7	3
										224	N	Georgia St.	7	5
										244	H	Manhattan	4	6
										244	H	Manhattan	8	0
										244	H	Manhattan	5	7
										246	N	CSU Bakersfield	4	7
										254	N	Utah Valley	3	4
										276	H	Fairleigh Dickinson	0	1
										276	H	Fairleigh Dickinson	3	2
LAST 10 GAMES														
276	H	Fairleigh Dickinson	0	1	168	H	Bucknell	2	1	276	H	Fairleigh Dickinson	3	2
104	H	Nevada	0	9	244	H	Manhattan	8	0	104	H	Nevada	0	2
244	H	Manhattan	4	6	276	H	Fairleigh Dickinson	3	2	254	N	Utah Valley	3	4
168	H	Bucknell	6	1										
244	H	Manhattan	5	7										

Non-Div. I Games:

Saint Mary's (CA)

Average RPI Win:	236	WON-LOST RECORD	WINNING PCT. RANK	LAST 10 GAMES	STRENGTH OF SCHEDULE	OPP. STRENGTH OF SCHEDULE	TEAM RPI	ADJ RPI	CONF. RPI	ADJ CONF. RPI	
DIV. I ONLY	8-23-0	.25806	247	3-7-0	205	212	250	.41264	248	21	21
DIV. I NON-CONF.	6-22-0	.21429	259	1-6-0	187	226	257	.40773	255	21	21
TOTALS	RPI 1-25	RPI 26-50	W-L RECORDS		RPI 51-100	RPI 101-150	RPI 150+				
8-23-0	0-0-0	0-3-0	OVERALL		0-7-0	0-1-0	8-12-0				
7-14-0	0-0-0	0-2-0	HOME		0-3-0	0-0-0	7-9-0				
0-5-0	0-0-0	0-1-0	AWAY		0-2-0	0-1-0	0-1-0				
1-4-0	0-0-0	0-0-0	NEUTRAL		0-2-0	0-0-0	1-2-0				
6-22-0	0-0-0	0-3-0	NON-CONFERENCE		0-7-0	0-1-0	6-11-0				
5-13-0	0-0-0	0-2-0	HOME		0-3-0	0-0-0	5-8-0				
0-5-0	0-0-0	0-0-	AWAY		0-2-0	0-1-0	0-1-0				
1-4-0	0-0-0	0-0-0	NEUTRAL		0-2-0	0-0-0	1-2-0				
2-1-0	0-0-0	0-0-0	CONFERENCE		0-0-0	0-0-0	2-1-0				
2-1-0	0-0-0	0-0-0	HOME		0-0-0	0-0-0	2-1-0				
0-0-0	0-0-0	0-0-0	AWAY		0-0-0	0-0-0	0-0-0				
0-0-0	0-0-0	0-0-0	NEUTRAL		0-0-0	0-0-0	0-0-0				
RPI S Opponent	Score	RPI S Opponent	Score	RPI S Opponent	Score	RPI S Opponent	Score				
		28 H Virginia Tech	0 4	81 H Coastal Caro.	2 6	115 A Duke	5 9				
		28 H Virginia Tech	0 10	82 A NC State	0 6	152 H Col. of Charleston	0 8				
		30 A South Carolina	1 9	82 H NC State	2 8	166 A Jacksonville	0 8				
				85 N Ohio	5 8	170 N Kansas	0 6				
				85 N Ohio	3 4	174 H ETSU	0 12				
				95 A North Florida	3 11	174 H ETSU	3 4				
				97 H Marshall	0 10	177 H UNCW	5 2				
						178 H South Dakota	6 8				
						178 H South Dakota	2 8				
						189 H UMass Lowell	0 5				
						206 H Radford	9 7				
						206 H Radford	1 3				
						206 H Radford	2 1				
						210 H Dayton	9 1				
						210 H Dayton	2 3				
						226 N Georgetown	1 3				
						236 H Dartmouth	3 5				
						242 H Detroit Mercy	10 2				
						260 N Cleveland St.	5 4				
						295 H UMES	10 2				
						295 H UMES	5 1				
LAST 10 GAMES				LAST 10 GAMES							
115 A Duke	5 9	206 H Radford	2 1	115 A Duke	5 9	206 H Radford	2 1				
28 H Virginia Tech	0 10	82 H NC State	2 8	28 H Virginia Tech	0 10	82 H NC State	2 8				
178 H South Dakota	2 8	166 A Jacksonville	0 8	178 H South Dakota	2 8	166 A Jacksonville	0 8				
206 H Radford	9 7	226 N Georgetown	1 3	206 H Radford	9 7	226 N Georgetown	1 3				
206 H Radford	1 3	260 N Cleveland St.	5 4	206 H Radford	1 3	260 N Cleveland St.	5 4				

Non-Div. I Games:

Charleston So.



Average RPI Win:		260	WON-LOST RECORD		WINNING PCT. RANK		LAST 10 GAMES		STRENGTH OF SCHEDULE		OPP. STRENGTH OF SCHEDULE		TEAM RPI		ADJ RPI		CONF. RPI		ADJ CONF. RPI				
DIV. I ONLY			5-17-0		.22727 257		4-6-0		200		101		244		.412 249		31		31				
DIV. I NON-CONF.			2-17-0		.10526 281		1-6-0		83		115		247		.41301 251		31		31				
TOTALS		RPI 1-25		RPI 26-50		W-L RECORDS		RPI 51-100		RPI 101-150		RPI 150+											
5-17-0		0-4-0		0-3-0		OVERALL		0-5-0		0-1-0		5-4-0											
1-3-0		0-0-0		0-0-0		HOME		0-1-0		0-0-0		1-2-0											
4-7-0		0-2-0		0-1-0		AWAY		0-2-0		0-0-0		4-2-0											
0-7-0		0-2-0		0-2-0		NEUTRAL		0-2-0		0-1-0		0-0-0											
2-17-0		0-4-0		0-3-0		NON-CONFERENCE		0-5-0		0-1-0		2-4-0											
1-3-0		0-0-0		0-0-0		HOME		0-1-0		0-0-0		1-2-0											
1-7-0		0-2-0		0-0-		AWAY		0-2-0		0-0-0		1-2-0											
0-7-0		0-2-0		0-2-0		NEUTRAL		0-2-0		0-1-0		0-0-0											
3-0-0		0-0-0		0-0-0		CONFERENCE		0-0-0		0-0-0		3-0-0											
0-0-0		0-0-0		0-0-0		HOME		0-0-0		0-0-0		0-0-0											
3-0-0		0-0-0		0-0-0		AWAY		0-0-0		0-0-0		3-0-0											
0-0-0		0-0-0		0-0-0		NEUTRAL		0-0-0		0-0-0		0-0-0											
RPI	S	Opponent		Score		RPI	S	Opponent		Score		RPI	S	Opponent		Score		RPI	S	Opponent		Score	
5	A	Texas		2	6	42	A	Houston		0	9	58	A	Sam Houston St.		2	7	111	N	DePaul		0	7
5	A	Texas		0	8	45	N	Wisconsin		3	8	63	N	Texas St.		3	7	220	H	Houston Baptist		2	6
12	N	Minnesota		4	7	45	N	Wisconsin		0	4	68	A	SFA		0	8	220	H	Houston Baptist		2	4
12	N	Minnesota		0	7							73	H	Wichita St.		1	8	235	A	A&M-Corpus Christi		1	2
												73	N	Wichita St.		0	11	235	H	A&M-Corpus Christi		2	0
																		261	A	Mississippi Val.		5	1
																		261	A	Mississippi Val.		6	5
																		261	A	Mississippi Val.		6	3
																		284	A	Incarnate Word		5	6
																		284	A	Incarnate Word		4	3
LAST 10 GAMES																							
42	A	Houston		0	9	220	H	Houston Baptist		2	4												
73	N	Wichita St.		0	11	261	A	Mississippi Val.		5	1												
111	N	DePaul		0	7	261	A	Mississippi Val.		6	5												
261	A	Mississippi Val.		6	3	12	N	Minnesota		4	7												
284	A	Incarnate Word		5	6	5	A	Texas		2	6												

Non-Div. I Games:

Texas Southern

Average RPI Win: 236		WON-LOST	WINNING	LAST 10	STRENGTH OF		OPP. STRENGTH	TEAM	ADJ		CONF.	ADJ CONF.						
Average RPI Loss: 155		RECORD	PCT. RANK	GAMES	SCHEDULE		OF SCHEDULE	RPI	RPI		RPI	RPI						
DIV. I ONLY		10-14-0	.41667	179	3-7-0		269	266	251	.40926	250	11	11					
DIV. I NON-CONF.		10-11-0	.47619	146	3-4-0		256	289	229	.43046	231	11	11					
TOTALS		RPI 1-25	RPI 26-50		W-L RECORDS		RPI 51-100		RPI 101-150		RPI 150+							
10-14-0		0-0-0	0-0-0		OVERALL		0-2-0		0-6-0		10-6-0							
0-3-0		0-0-0	0-0-0		HOME		0-0-0		0-3-0		0-0-0							
3-3-0		0-0-0	0-0-0		AWAY		0-1-0		0-1-0		3-1-0							
7-8-0		0-0-0	0-0-0		NEUTRAL		0-1-0		0-2-0		7-5-0							
10-11-0		0-0-0	0-0-0		NON-CONFERENCE		0-2-0		0-3-0		10-6-0							
0-0-0		0-0-0	0-0-0		HOME		0-0-0		0-0-0		0-0-0							
3-3-0		0-0-0	0-0-		AWAY		0-1-0		0-1-0		3-1-0							
7-8-0		0-0-0	0-0-0		NEUTRAL		0-1-0		0-2-0		7-5-0							
0-3-0		0-0-0	0-0-0		CONFERENCE		0-0-0		0-3-0		0-0-0							
0-3-0		0-0-0	0-0-0		HOME		0-0-0		0-3-0		0-0-0							
0-0-0		0-0-0	0-0-0		AWAY		0-0-0		0-0-0		0-0-0							
0-0-0		0-0-0	0-0-0		NEUTRAL		0-0-0		0-0-0		0-0-0							
RPI	S	Opponent	Score	RPI	S	Opponent	Score	RPI	S	Opponent	Score	RPI	S	Opponent	Score			
								77	N	Western Ky.	0	8		106	H	Illinois St.	1	8
								85	A	Ohio	0	5		106	H	Illinois St.	8	16
														106	H	Illinois St.	0	11
														111	N	DePaul	1	9
														120	N	Rutgers	1	9
														131	A	Tennessee Tech	0	7
														165	A	Samford	4	3
														174	A	ETSU	6	5
														174	A	ETSU	2	1
														174	A	ETSU	1	5
														175	N	Creighton	4	2
														216	N	Green Bay	5	4
														218	N	Purdue Fort Wayne	1	3
														220	N	Houston Baptist	2	6
														234	N	Saint Louis	2	6
														239	N	Butler	4	9
														242	N	Detroit Mercy	3	4
														270	N	Siena	7	4
														297	N	Southern U.	4	2
														297	N	Southern U.	5	4
														297	N	Southern U.	8	0
														297	N	Southern U.	3	1
LAST 10 GAMES																		
								131	A	Tennessee Tech	0	7		234	N	Saint Louis	2	6
								174	A	ETSU	2	1		297	N	Southern U.	5	4
								174	A	ETSU	1	5		297	N	Southern U.	3	1
								270	N	Siena	7	4		106	H	Illinois St.	1	8
								85	A	Ohio	0	5		297	N	Southern U.	8	0

Non-Div. I Games:

Evansville

Average RPI Win: 283		WON-LOST RECORD	WINNING PCT. RANK	LAST 10 GAMES	STRENGTH OF SCHEDULE	OPP. STRENGTH OF SCHEDULE	TEAM RPI	ADJ RPI		CONF. RPI	ADJ CONF. RPI	
Average RPI Loss: 163												
DIV. I ONLY		15-8-0	.65217	62	6-4-0	296	291	249	.40918	251	21	21
DIV. I NON-CONF.		15-5-0	.75	32	6-1-0	296	296	235	.42168	238	21	21
<hr/>												
TOTALS		RPI 1-25		RPI 26-50		W-L RECORDS		RPI 51-100		RPI 101-150		RPI 150+
15-8-0		0-0-0		0-0-0		OVERALL		0-1-0		0-4-0		15-3-0
14-6-0		0-0-0		0-0-0		HOME		0-0-0		0-3-0		14-3-0
0-1-0		0-0-0		0-0-0		AWAY		0-1-0		0-0-0		0-0-0
1-1-0		0-0-0		0-0-0		NEUTRAL		0-0-0		0-1-0		1-0-0
15-5-0		0-0-0		0-0-0		NON-CONFERENCE		0-1-0		0-1-0		15-3-0
14-3-0		0-0-0		0-0-0		HOME		0-0-0		0-0-0		14-3-0
0-1-0		0-0-0		0-0-		AWAY		0-1-0		0-0-0		0-0-0
1-1-0		0-0-0		0-0-0		NEUTRAL		0-0-0		0-1-0		1-0-0
0-3-0		0-0-0		0-0-0		CONFERENCE		0-0-0		0-3-0		0-0-0
0-3-0		0-0-0		0-0-0		HOME		0-0-0		0-3-0		0-0-0
0-0-0		0-0-0		0-0-0		AWAY		0-0-0		0-0-0		0-0-0
0-0-0		0-0-0		0-0-0		NEUTRAL		0-0-0		0-0-0		0-0-0
RPI	S	Opponent	Score	RPI	S	Opponent	Score	RPI	S	Opponent	Score	
							</					

Non-Div. I Games:

Hampton

Average RPI Win: 194		WON-LOST RECORD	WINNING PCT. RANK		LAST 10 GAMES	STRENGTH OF SCHEDULE		OPP. STRENGTH OF SCHEDULE	TEAM RPI	ADJ RPI	CONF. RPI	ADJ CONF. RPI			
DIV. I ONLY		4-12-0	.25	248	3-7-0	215		183	255	.40865	252	29	29		
DIV. I NON-CONF.		4-12-0	.25	244	3-7-0	214		184	256	.40865	254	29	29		
TOTALS		RPI 1-25	RPI 26-50		W-L RECORDS		RPI 51-100		RPI 101-150		RPI 150+				
4-12-0		0-0-0	0-1-0		OVERALL		1-2-0		0-3-0		3-6-0				
0-0-0		0-0-0	0-0-0		HOME		0-0-0		0-0-0		0-0-0				
0-5-0		0-0-0	0-1-0		AWAY		0-0-0		0-3-0		0-1-0				
4-7-0		0-0-0	0-0-0		NEUTRAL		1-2-0		0-0-0		3-5-0				
4-12-0		0-0-0	0-1-0		NON-CONFERENCE		1-2-0		0-3-0		3-6-0				
0-0-0		0-0-0	0-0-0		HOME		0-0-0		0-0-0		0-0-0				
0-5-0		0-0-0	0-0-		AWAY		0-0-0		0-3-0		0-1-0				
4-7-0		0-0-0	0-0-0		NEUTRAL		1-2-0		0-0-0		3-5-0				
0-0-0		0-0-0	0-0-0		CONFERENCE		0-0-0		0-0-0		0-0-0				
0-0-0		0-0-0	0-0-0		HOME		0-0-0		0-0-0		0-0-0				
0-0-0		0-0-0	0-0-0		AWAY		0-0-0		0-0-0		0-0-0				
0-0-0		0-0-0	0-0-0		NEUTRAL		0-0-0		0-0-0		0-0-0				
RPI	S	Opponent	Score	RPI	S	Opponent	Score	RPI	S	Opponent	Score	RPI	S	Opponent	Score
				31	A	Colorado St.	0 8	80	N	Syracuse	3 15	124	A	East Carolina	6 7
								80	N	Syracuse	3 7	124	A	East Carolina	3 6
								96	N	Purdue	1 0	130	A	St. John's (NY)	9 13
												152	N	Col. of Charleston	3 6
												159	A	Charlotte	6 14
												163	N	Hofstra	1 11
												163	N	Hofstra	3 9
												191	N	Valparaiso	7 6
												191	N	Valparaiso	0 13
												210	N	Dayton	13 12
												260	N	Cleveland St.	7 8
												280	N	Holy Cross	9 6
LAST 10 GAMES															
				163	N	Hofstra	1 11	80	N	Syracuse	3 7				
				163	N	Hofstra	3 9	31	A	Colorado St.	0 8				
				280	N	Holy Cross	9 6	80	N	Syracuse	3 15				
				130	A	St. John's (NY)	9 13	191	N	Valparaiso	7 6				
				210	N	Dayton	13 12	159	A	Charlotte	6 14				

Non-Div. I Games:

Wagner

Average RPI Win: 269		WON-LOST	WINNING	LAST 10	STRENGTH OF		OPP. STRENGTH	TEAM	ADJ		CONF.	ADJ CONF.
Average RPI Loss: 161		RECORD	PCT. RANK	GAMES	SCHEDULE		OF SCHEDULE	RPI	RPI		RPI	RPI
DIV. I ONLY		10-7-0	.58824	98	294		264	248	.40857		253	31
DIV. I NON-CONF.		7-6-0	.53846	114	284		265	232	.42524		236	31
TOTALS		RPI 1-25	RPI 26-50		W-L RECORDS		RPI 51-100		RPI 101-150		RPI 150+	
10-7-0		0-0-0	0-0-0		OVERALL		0-1-0		0-3-0		10-3-0	
3-0-0		0-0-0	0-0-0		HOME		0-0-0		0-0-0		3-0-0	
4-3-0		0-0-0	0-0-0		AWAY		0-0-0		0-2-0		4-1-0	
3-4-0		0-0-0	0-0-0		NEUTRAL		0-1-0		0-1-0		3-2-0	
7-6-0		0-0-0	0-0-0		NON-CONFERENCE		0-1-0		0-3-0		7-2-0	
0-0-0		0-0-0	0-0-0		HOME		0-0-0		0-0-0		0-0-0	
4-2-0		0-0-0	0-0-		AWAY		0-0-0		0-2-0		4-0-0	
3-4-0		0-0-0	0-0-0		NEUTRAL		0-1-0		0-1-0		3-2-0	
3-1-0		0-0-0	0-0-0		CONFERENCE		0-0-0		0-0-0		3-1-0	
3-0-0		0-0-0	0-0-0		HOME		0-0-0		0-0-0		3-0-0	
0-1-0		0-0-0	0-0-0		AWAY		0-0-0		0-0-0		0-1-0	
0-0-0		0-0-0	0-0-0		NEUTRAL		0-0-0		0-0-0		0-0-0	
RPI S	Opponent	Score	RPI S	Opponent	Score	RPI S	Opponent	Score	RPI S	Opponent	Score	
						61 N	Jacksonville St.	6 9	127 A	Belmont	1 9	
									127 A	Belmont	0 9	
									128 N	UT Martin	8 9	
									176 N	Western Caro.	4 1	
									208 A	Alabama St.	3 6	
									210 N	Dayton	3 8	
									259 N	Northern Ky.	4 0	
									263 N	Rider	5 1	
									267 N	Brown	2 7	
									274 A	N.C. A&T	7 5	
									282 A	Savannah St.	9 6	
									282 A	Savannah St.	10 6	
									282 A	Savannah St.	1 0	
									292 H	Ark.-Pine Bluff	4 3	
									292 H	Ark.-Pine Bluff	6 4	
									292 H	Ark.-Pine Bluff	10 2	
LAST 10 GAMES												
			61 N	Jacksonville St.	6 9	263 N	Rider	5 1				
			292 H	Ark.-Pine Bluff	10 2	267 N	Brown	2 7				
			282 A	Savannah St.	1 0	274 A	N.C. A&T	7 5				
			292 H	Ark.-Pine Bluff	6 4	259 N	Northern Ky.	4 0				
			292 H	Ark.-Pine Bluff	4 3	127 A	Belmont	1 9				
Non-Div. I Games:	Tuskegee	5 2	Cumberland (TN)	3 2	Cumberland (TN)	1 4	Tuskegee	9 1	Alabama A&M			

## Utah Valley

Through Games Of March 17, 2019

Average RPI Win: 249		WON-LOST RECORD		WINNING PCT. RANK		LAST 10 GAMES		STRENGTH OF SCHEDULE		OPP. STRENGTH OF SCHEDULE		TEAM RPI		ADJ RPI		CONF. RPI		ADJ CONF. RPI	
DIV. I ONLY		7-10-0		.41176 184		4-6-0		279		134		253		.40766 254		16		16	
DIV. I NON-CONF.		7-10-0		.41176 181		4-6-0		285		134		254		.40766 256		16		16	
TOTALS		RPI 1-25		RPI 26-50		W-L RECORDS		RPI 51-100		RPI 101-150		RPI 150+							
7-10-0		0-1-0		0-2-0		OVERALL		0-3-0		0-0-0		7-4-0							
0-0-0		0-0-0		0-0-0		HOME		0-0-0		0-0-0		0-0-0							
3-4-0		0-0-0		0-2-0		AWAY		0-0-0		0-0-0		3-2-0							
4-6-0		0-1-0		0-0-0		NEUTRAL		0-3-0		0-0-0		4-2-0							
7-10-0		0-1-0		0-2-0		NON-CONFERENCE		0-3-0		0-0-0		7-4-0							
0-0-0		0-0-0		0-0-0		HOME		0-0-0		0-0-0		0-0-0							
3-4-0		0-0-0		0-0-		AWAY		0-0-0		0-0-0		3-2-0							
4-6-0		0-1-0		0-0-0		NEUTRAL		0-3-0		0-0-0		4-2-0							
0-0-0		0-0-0		0-0-0		CONFERENCE		0-0-0		0-0-0		0-0-0							
0-0-0		0-0-0		0-0-0		HOME		0-0-0		0-0-0		0-0-0							
0-0-0		0-0-0		0-0-0		AWAY		0-0-0		0-0-0		0-0-0							
0-0-0		0-0-0		0-0-0		NEUTRAL		0-0-0		0-0-0		0-0-0							
RPI	S	Opponent		Score		RPI	S	Opponent		Score		RPI	S	Opponent		Score			
21	N	Notre Dame		0 16		36	A	UNLV		0 8		65	N	Miami (OH)		3 5			
						36	A	UNLV		0 2		65	N	Miami (OH)		2 5			
												84	N	Long Beach St.		10 16			

Non-Div. I Games:

Utah Valley

Average RPI Win:		209	WON-LOST RECORD		WINNING PCT. RANK		LAST 10 GAMES		STRENGTH OF SCHEDULE		OPP. STRENGTH OF SCHEDULE		TEAM RPI		ADJ RPI		CONF. RPI		ADJ CONF. RPI	
DIV. I ONLY			2-23-0		.08 287		0-10-0		78		193		254		.40754 255		18		18	
DIV. I NON-CONF.			2-23-0		.08 285		0-10-0		74		196		255		.40754 257		19		19	
TOTALS		RPI 1-25		RPI 26-50		W-L RECORDS		RPI 51-100		RPI 101-150		RPI 150+								
2-23-0		0-1-0		0-7-0		OVERALL		0-2-0		0-5-0		2-8-0								
0-0-0		0-0-0		0-0-0		HOME		0-0-0		0-0-0		0-0-0								
0-7-0		0-0-0		0-4-0		AWAY		0-0-0		0-2-0		0-1-0								
2-16-0		0-1-0		0-3-0		NEUTRAL		0-2-0		0-3-0		2-7-0								
2-23-0		0-1-0		0-7-0		NON-CONFERENCE		0-2-0		0-5-0		2-8-0								
0-0-0		0-0-0		0-0-0		HOME		0-0-0		0-0-0		0-0-0								
0-7-0		0-0-0		0-0-		AWAY		0-0-0		0-2-0		0-1-0								
2-16-0		0-1-0		0-3-0		NEUTRAL		0-2-0		0-3-0		2-7-0								
0-0-0		0-0-0		0-0-0		CONFERENCE		0-0-0		0-0-0		0-0-0								
0-0-0		0-0-0		0-0-0		HOME		0-0-0		0-0-0		0-0-0								
0-0-0		0-0-0		0-0-0		AWAY		0-0-0		0-0-0		0-0-0								
0-0-0		0-0-0		0-0-0		NEUTRAL		0-0-0		0-0-0		0-0-0								
RPI	S	Opponent		Score		RPI	S	Opponent		Score		RPI	S	Opponent		Score				
14	N	Texas Tech		2	13	29	A	Arkansas		0	9	74	N	Southeast Mo. St.		1	3			
						29	A	Arkansas		0	2	74	N	Southeast Mo. St.		4	9			
						39	A	Georgia		3	8									
						39	A	Georgia		0	16									
						42	N	Houston		0	6									
						45	N	Wisconsin		0	15									
						45	N	Wisconsin		1	9									
						LAST 10 GAMES														
						74	N	Southeast Mo. St.		1	3	108	A	UC Riverside		6	9			
						74	N	Southeast Mo. St.		4	9	42	N	Houston		0	6			
						217	N	Northern Colo.		3	6	214	N	San Diego		1	2			
						161	N	Northern Ill.		1	2	108	A	UC Riverside		0	8			
						234	A	Saint Louis		2	7	214	N	San Diego		0	10			

Non-Div. I Games:

Omaha

Average RPI Win:	214	WON-LOST RECORD	WINNING PCT. RANK	LAST 10 GAMES	STRENGTH OF SCHEDULE	OPP. STRENGTH OF SCHEDULE	TEAM RPI	ADJ RPI	CONF. RPI	ADJ CONF. RPI	
DIV. I ONLY	8-14-0	.36364	211	5-5-0	273	169	256	.40438	256	20	20
DIV. I NON-CONF.	8-14-0	.36364	208	5-5-0	278	168	258	.40438	258	20	20
<hr/>											
TOTALS	RPI 1-25	RPI 26-50		W-L RECORDS	RPI 51-100		RPI 101-150		RPI 150+		
8-14-0	0-0-0	0-1-0		OVERALL	0-2-0		2-3-0		6-8-0		
3-7-0	0-0-0	0-1-0		HOME	0-0-0		1-1-0		2-5-0		
1-3-0	0-0-0	0-0-0		AWAY	0-2-0		1-1-0		0-0-0		
4-4-0	0-0-0	0-0-0		NEUTRAL	0-0-0		0-1-0		4-3-0		
8-14-0	0-0-0	0-1-0		NON-CONFERENCE	0-2-0		2-3-0		6-8-0		
3-7-0	0-0-0	0-1-0		HOME	0-0-0		1-1-0		2-5-0		
1-3-0	0-0-0	0-0-		AWAY	0-2-0		1-1-0		0-0-0		
4-4-0	0-0-0	0-0-0		NEUTRAL	0-0-0		0-1-0		4-3-0		
0-0-0	0-0-0	0-0-0		CONFERENCE	0-0-0		0-0-0		0-0-0		
0-0-0	0-0-0	0-0-0		HOME	0-0-0		0-0-0		0-0-0		
0-0-0	0-0-0	0-0-0		AWAY	0-0-0		0-0-0		0-0-0		
0-0-0	0-0-0	0-0-0		NEUTRAL	0-0-0		0-0-0		0-0-0		
RPI	S	Opponent	Score	RPI	S	Opponent	Score	RPI	S	Opponent	Score
				50	H	Cal St. Fullerton	1 8	98	A	UC Davis	0 6
								98	A	UC Davis	2 10
								104	N	Nevada	4 6
								112	A	Sacramento St.	4 3
								112	A	Sacramento St.	6 14
								119	H	CSUN	3 6
								138	H	Weber St.	4 1
								158	H	Utah St.	1 6
								168	N	Bucknell	4 8
								212	N	Binghamton	3 8
								217	H	Northern Colo.	9 1
								217	H	Northern Colo.	0 2
								218	H	Marist	2 5
								230	H	Montana	1 5
								230	N	Montana	0 3
								231	N	Army West Point	6 4
								231	N	Army West Point	6 4
								246	H	CSU Bakersfield	5 6
								259	H	Northern Ky.	1 0
								263	N	Rider	4 3
								263	N	Rider	12 3
<hr/>											
LAST 10 GAMES											
				218	H	Marist	2 5	168	N	Bucknell	4 8
				112	A	Sacramento St.	4 3	259	H	Northern Ky.	1 0
				263	N	Rider	12 3	119	H	CSUN	3 6
				98	A	UC Davis	0 6	50	H	Cal St. Fullerton	1 8
				263	N	Rider	4 3	138	H	Weber St.	4 1

Non-Div. I Games:

Santa Clara



Average RPI Win: 0		WON-LOST RECORD		WINNING PCT. RANK		LAST 10 GAMES		STRENGTH OF SCHEDULE		OPP. STRENGTH OF SCHEDULE		TEAM RPI		ADJ RPI		CONF. RPI		ADJ CONF. RPI					
DIV. I ONLY		0-10-0		0 295		2-8-0		29		263		257		.40419		257		31					
DIV. I NON-CONF.		0-7-0		0 293		0-7-0		37		159		253		.41083		253		31					
TOTALS		RPI 1-25		RPI 26-50		W-L RECORDS		RPI 51-100		RPI 101-150		RPI 150+											
0-10-0		0-0-0		0-2-0		OVERALL		0-0-0		0-5-0		0-3-0											
0-6-0		0-0-0		0-0-0		HOME		0-0-0		0-3-0		0-3-0											
0-1-0		0-0-0		0-1-0		AWAY		0-0-0		0-0-0		0-0-0											
0-3-0		0-0-0		0-1-0		NEUTRAL		0-0-0		0-2-0		0-0-0											
0-7-0		0-0-0		0-2-0		NON-CONFERENCE		0-0-0		0-5-0		0-0-0											
0-3-0		0-0-0		0-0-0		HOME		0-0-0		0-3-0		0-0-0											
0-1-0		0-0-0		0-0-		AWAY		0-0-0		0-0-0		0-0-0											
0-3-0		0-0-0		0-1-0		NEUTRAL		0-0-0		0-2-0		0-0-0											
0-3-0		0-0-0		0-0-0		CONFERENCE		0-0-0		0-0-0		0-3-0											
0-3-0		0-0-0		0-0-0		HOME		0-0-0		0-0-0		0-3-0											
0-0-0		0-0-0		0-0-0		AWAY		0-0-0		0-0-0		0-0-0											
0-0-0		0-0-0		0-0-0		NEUTRAL		0-0-0		0-0-0		0-0-0											
RPI	S	Opponent		Score		RPI	S	Opponent		Score		RPI	S	Opponent		Score							
				33	A	Mississippi St.		0	6					113	H	Nicholls St.		0	7				
				49	N	Georgia Tech		4	8					121	H	North Ala.		0	8				
														121	H	North Ala.		4	6				
														129	N	Southeastern La.		0	8				
														129	N	Southeastern La.		1	7				
														194	H	Prairie View		1	3				
														194	H	Prairie View		0	9				
														194	H	Prairie View		7	9				
LAST 10 GAMES																							
				194	H	Prairie View		1	3			194	H	Prairie View		7	9						
				113	H	Nicholls St.		0	7			194	H	Prairie View		0	9						
				49	N	Georgia Tech		4	8			129	N	Southeastern La.		1	7						
				129	N	Southeastern La.		0	8			33	A	Mississippi St.		0	6						
				121	H	North Ala.		4	6			121	H	North Ala.		0	8						
Non-Div. I Games:		Kentucky St.		15	1	Kentucky St.		3	0	Kentucky St.		2	5	Alcorn									

Average RPI Win: 231		WON-LOST RECORD	WINNING PCT. RANK		LAST 10 GAMES	STRENGTH OF SCHEDULE	OPP. STRENGTH OF SCHEDULE	TEAM RPI	ADJ RPI	CONF. RPI	ADJ CONF. RPI					
Average RPI Loss: 159																
DIV. I ONLY		7-10-0	.41176	184	4-6-0	282	201	259	.40141	258	24	24				
DIV. I NON-CONF.		7-10-0	.41176	181	4-6-0	288	207	260	.40141	259	24	24				
<hr/>																
TOTALS		RPI 1-25		RPI 26-50		W-L RECORDS		RPI 51-100		RPI 101-150		RPI 150+				
7-10-0		0-0-0		0-0-0		OVERALL		0-4-0		1-1-0		6-5-0				
0-1-0		0-0-0		0-0-0		HOME		0-0-0		0-0-0		0-1-0				
1-5-0		0-0-0		0-0-0		AWAY		0-4-0		0-1-0		1-0-0				
6-4-0		0-0-0		0-0-0		NEUTRAL		0-0-0		1-0-0		5-4-0				
7-10-0		0-0-0		0-0-0		NON-CONFERENCE		0-4-0		1-1-0		6-5-0				
0-1-0		0-0-0		0-0-0		HOME		0-0-0		0-0-0		0-1-0				
1-5-0		0-0-0		0-0-		AWAY		0-4-0		0-1-0		1-0-0				
6-4-0		0-0-0		0-0-0		NEUTRAL		0-0-0		1-0-0		5-4-0				
0-0-0		0-0-0		0-0-0		CONFERENCE		0-0-0		0-0-0		0-0-0				
0-0-0		0-0-0		0-0-0		HOME		0-0-0		0-0-0		0-0-0				
0-0-0		0-0-0		0-0-0		AWAY		0-0-0		0-0-0		0-0-0				
0-0-0		0-0-0		0-0-0		NEUTRAL		0-0-0		0-0-0		0-0-0				
RPI	S	Opponent		Score	RPI	S	Opponent		Score	RPI	S	Opponent		Score		
							64	A	Maryland	2	9	117	A	George Washington	3	11
							82	A	NC State	1	2	150	N	Murray St.	3	2
							99	A	Towson	5	8	160	N	Villanova	3	0
							99	A	Towson	0	3	177	A	UNCW	1	0
												203	N	Lehigh	2	5
												203	N	Lehigh	3	6
												223	N	Rhode Island	4	5
												225	H	Delaware	3	6
												274	N	N.C. A&T	1	6
												274	N	N.C. A&T	9	1
												281	N	Canisius	8	0
												281	N	Canisius	4	0
												293	N	Cornell	10	0
<hr/>																
LAST 10 GAMES																
							274	N	N.C. A&T	1	6	160	N	Villanova	3	0
							274	N	N.C. A&T	9	1	223	N	Rhode Island	4	5
							99	A	Towson	5	8	64	A	Maryland	2	9
							150	N	Murray St.	3	2	99	A	Towson	0	3
							225	H	Delaware	3	6	281	N	Canisius	4	0

Non-Div. I Games:

UMBC

Average RPI Win: 239		WON-LOST	WINNING	LAST 10	STRENGTH OF		OPP. STRENGTH	TEAM	ADJ	CONF.	ADJ CONF.
Average RPI Loss: 152		RECORD	PCT. RANK	GAMES	SCHEDULE		OF SCHEDULE	RPI	RPI	RPI	RPI
DIV. I ONLY		7-15-0	.31818	226	3-7-0		254	245	258	.39916	259
DIV. I NON-CONF.		7-15-0	.31818	228	3-7-0		257	249	259	.39916	260
TOTALS		RPI 1-25	RPI 26-50		W-L RECORDS		RPI 51-100		RPI 101-150		RPI 150+
7-15-0	0-0-0	0-1-0		OVERALL		0-3-0		1-5-0		6-6-0	
0-0-0	0-0-0	0-0-0		HOME		0-0-0		0-0-0		0-0-0	
0-4-0	0-0-0	0-0-0		AWAY		0-2-0		0-1-0		0-1-0	
7-11-0	0-0-0	0-1-0		NEUTRAL		0-1-0		1-4-0		6-5-0	
7-15-0	0-0-0	0-1-0		NON-CONFERENCE		0-3-0		1-5-0		6-6-0	
0-0-0	0-0-0	0-0-0		HOME		0-0-0		0-0-0		0-0-0	
0-4-0	0-0-0	0-0-		AWAY		0-2-0		0-1-0		0-1-0	
7-11-0	0-0-0	0-1-0		NEUTRAL		0-1-0		1-4-0		6-5-0	
0-0-0	0-0-0	0-0-0		CONFERENCE		0-0-0		0-0-0		0-0-0	
0-0-0	0-0-0	0-0-0		HOME		0-0-0		0-0-0		0-0-0	
0-0-0	0-0-0	0-0-0		AWAY		0-0-0		0-0-0		0-0-0	
0-0-0	0-0-0	0-0-0		NEUTRAL		0-0-0		0-0-0		0-0-0	
RPI S	Opponent	Score		RPI S	Opponent	Score		RPI S	Opponent	Score	
50 N	Cal St. Fullerton	0	3	60 A	UNC Greensboro	2	5	102 N	Longwood	1	6
				79 A	Elon	2	9	104 N	Nevada	0	12
				98 N	UC Davis	0	3	119 N	CSUN	4	3
								126 N	Virginia	2	4
								126 N	Virginia	1	11
								127 A	Belmont	5	6
								189 N	UMass Lowell	4	6
								210 N	Dayton	1	3
								211 N	Idaho St.	1	2
								211 N	Idaho St.	3	0
								211 N	Idaho St.	7	5
								253 N	Alabama A&M	0	4
								256 A	Santa Clara	0	1
								278 N	N.C. Central	9	0
								283 N	Iona	3	2
								283 N	Iona	5	1
								288 N	Southern Utah	5	4
								288 N	Southern Utah	3	4
LAST 10 GAMES											
283 N	Iona	3	2	288 N	Southern Utah	5	4				
211 N	Idaho St.	1	2	189 N	UMass Lowell	4	6				
288 N	Southern Utah	3	4	256 A	Santa Clara	0	1				
211 N	Idaho St.	3	0	104 N	Nevada	0	12				
211 N	Idaho St.	7	5	50 N	Cal St. Fullerton	0	3				

Non-Div. I Games:

Northern Ky.

Average RPI Win: 235		WON-LOST	WINNING	LAST 10	STRENGTH OF		OPP. STRENGTH	TEAM	ADJ		CONF.	ADJ CONF.
Average RPI Loss: 168		RECORD	PCT. RANK	GAMES	SCHEDULE		OF SCHEDULE	RPI	RPI		RPI	RPI
DIV. I ONLY		6-16-0	.27273	242	4-6-0		234	257	261	.39773	260	27
DIV. I NON-CONF.		6-16-0	.27273	240	4-6-0		231	261	263	.39773	261	27
TOTALS		RPI 1-25	RPI 26-50		W-L RECORDS		RPI 51-100		RPI 101-150		RPI 150+	
6-16-0	0-0-0	0-0-0		OVERALL		0-3-0		0-3-0		6-10-0		
0-0-0	0-0-0	0-0-0		HOME		0-0-0		0-0-0		0-0-0		
1-5-0	0-0-0	0-0-0		AWAY		0-3-0		0-1-0		1-1-0		
5-11-0	0-0-0	0-0-0		NEUTRAL		0-0-0		0-2-0		5-9-0		
6-16-0	0-0-0	0-0-0		NON-CONFERENCE		0-3-0		0-3-0		6-10-0		
0-0-0	0-0-0	0-0-0		HOME		0-0-0		0-0-0		0-0-0		
1-5-0	0-0-0	0-0-		AWAY		0-3-0		0-1-0		1-1-0		
5-11-0	0-0-0	0-0-0		NEUTRAL		0-0-0		0-2-0		5-9-0		
0-0-0	0-0-0	0-0-0		CONFERENCE		0-0-0		0-0-0		0-0-0		
0-0-0	0-0-0	0-0-0		HOME		0-0-0		0-0-0		0-0-0		
0-0-0	0-0-0	0-0-0		AWAY		0-0-0		0-0-0		0-0-0		
0-0-0	0-0-0	0-0-0		NEUTRAL		0-0-0		0-0-0		0-0-0		
RPI	S	Opponent	Score	RPI	S	Opponent	Score	RPI	S	Opponent	Score	
						77 A Western Ky.	3 10	118 N Ball St.			3 10	
						77 A Western Ky.	0 8	118 N Ball St.			2 4	
						100 A Liberty	0 9	124 A East Carolina			8 9	
								166 A Jacksonville			2 1	
								177 N UNCW			0 4	
								178 N South Dakota			0 9	
								187 N Sacred Heart			3 4	
								196 N Saint Francis (PA)			3 9	
								196 N Saint Francis (PA)			0 5	
								200 A Mercer			2 10	
								204 N UConn			1 0	
								207 N Indiana St.			0 3	
								239 N Butler			6 9	
								240 N Robert Morris			4 6	
								240 N Robert Morris			11 8	
								248 N Charleston So.			4 5	
								252 N Wagner			8 7	
								272 N Quinnipiac			6 1	
								273 N La Salle			9 4	
LAST 10 GAMES												
						118 N Ball St.	3 10	207 N Indiana St.			0 3	
						166 A Jacksonville	2 1	178 N South Dakota			0 9	
						240 N Robert Morris	11 8	204 N UConn			1 0	
						77 A Western Ky.	0 8	200 A Mercer			2 10	
						77 A Western Ky.	3 10	273 N La Salle			9 4	

Non-Div. I Games:

Cleveland St.



Average RPI Win: 197		WON-LOST	WINNING	LAST 10	STRENGTH OF		OPP. STRENGTH	TEAM	ADJ		CONF.	ADJ CONF.						
Average RPI Loss: 138		RECORD	PCT. RANK	GAMES	SCHEDULE		OF SCHEDULE	RPI	RPI		RPI	RPI						
DIV. I ONLY		3-19-0	.13636	276	2-8-0		167	205	262	.3924	262	17	17					
DIV. I NON-CONF.		3-19-0	.13636	271	2-8-0		168	211	264	.3924	263	17	17					
<hr/>																		
TOTALS		RPI 1-25		RPI 26-50		W-L RECORDS		RPI 51-100		RPI 101-150		RPI 150+						
3-19-0		0-0-0		0-2-0		OVERALL		0-6-0		1-3-0		2-8-0						
0-0-0		0-0-0		0-0-0		HOME		0-0-0		0-0-0		0-0-0						
0-6-0		0-0-0		0-2-0		AWAY		0-2-0		0-2-0		0-0-0						
3-13-0		0-0-0		0-0-0		NEUTRAL		0-4-0		1-1-0		2-8-0						
3-19-0		0-0-0		0-2-0		NON-CONFERENCE		0-6-0		1-3-0		2-8-0						
0-0-0		0-0-0		0-0-0		HOME		0-0-0		0-0-0		0-0-0						
0-6-0		0-0-0		0-0-		AWAY		0-2-0		0-2-0		0-0-0						
3-13-0		0-0-0		0-0-0		NEUTRAL		0-4-0		1-1-0		2-8-0						
0-0-0		0-0-0		0-0-0		CONFERENCE		0-0-0		0-0-0		0-0-0						
0-0-0		0-0-0		0-0-0		HOME		0-0-0		0-0-0		0-0-0						
0-0-0		0-0-0		0-0-0		AWAY		0-0-0		0-0-0		0-0-0						
0-0-0		0-0-0		0-0-0		NEUTRAL		0-0-0		0-0-0		0-0-0						
RPI	S	Opponent		Score		RPI	S	Opponent		Score		RPI	S	Opponent		Score		
				39	A	Georgia	1	14	52	A	Lipscomb	5	15	126	A	Virginia	4	11
				50	A	Cal St. Fullerton	4	5	52	A	Lipscomb	2	3	126	A	Virginia	3	11
									55	N	Louisville	0	10	136	N	Pacific	0	11
									75	N	Loyola Marymount	1	2	147	N	LIU Brooklyn	11	1
									88	N	Chattanooga	6	11	188	N	Princeton	9	4
									95	N	North Florida	1	7	191	N	Valparaiso	0	2
														193	N	Winthrop	2	3
														193	N	Winthrop	9	13
														198	N	Eastern Ill.	6	9
														211	N	Idaho St.	2	3
														225	N	Delaware	2	7
														255	N	Omaha	4	1
														255	N	Omaha	2	5
														268	N	Norfolk St.	4	5
<hr/>																		
LAST 10 GAMES																		
				52	A	Lipscomb	2	3	147	N	LIU Brooklyn	11	1					
				126	A	Virginia	4	11	188	N	Princeton	9	4					
				126	A	Virginia	3	11	198	N	Eastern Ill.	6	9					
				39	A	Georgia	1	14	95	N	North Florida	1	7					
				88	N	Chattanooga	6	11	191	N	Valparaiso	0	2					

Non-Div. I Games:

Buffalo

Average RPI Win: 98		WON-LOST RECORD		WINNING PCT. RANK		LAST 10 GAMES		STRENGTH OF SCHEDULE		OPP. STRENGTH OF SCHEDULE		TEAM RPI		ADJ RPI		CONF. RPI		ADJ CONF. RPI	
DIV. I ONLY		1-16-0		.05882 293		1-9-0		59		265		260		.39223 263		30		30	
DIV. I NON-CONF.		1-16-0		.05882 291		1-9-0		54		268		262		.39223 264		30		30	
TOTALS		RPI 1-25		RPI 26-50		W-L RECORDS		RPI 51-100		RPI 101-150		RPI 150+							
1-16-0		0-1-0		0-0-0		OVERALL		1-6-0		0-4-0		0-5-0							
0-0-0		0-0-0		0-0-0		HOME		0-0-0		0-0-0		0-0-0							
1-8-0		0-0-0		0-0-0		AWAY		1-6-0		0-1-0		0-1-0							
0-8-0		0-1-0		0-0-0		NEUTRAL		0-0-0		0-3-0		0-4-0							
1-16-0		0-1-0		0-0-0		NON-CONFERENCE		1-6-0		0-4-0		0-5-0							
0-0-0		0-0-0		0-0-0		HOME		0-0-0		0-0-0		0-0-0							
1-8-0		0-0-0		0-0-		AWAY		1-6-0		0-1-0		0-1-0							
0-8-0		0-1-0		0-0-0		NEUTRAL		0-0-0		0-3-0		0-4-0							
0-0-0		0-0-0		0-0-0		CONFERENCE		0-0-0		0-0-0		0-0-0							
0-0-0		0-0-0		0-0-0		HOME		0-0-0		0-0-0		0-0-0							
0-0-0		0-0-0		0-0-0		AWAY		0-0-0		0-0-0		0-0-0							
0-0-0		0-0-0		0-0-0		NEUTRAL		0-0-0		0-0-0		0-0-0							
RPI	S	Opponent		Score		RPI	S	Opponent		Score		RPI	S	Opponent		Score			
10	N	Tennessee		0 18				81	A	Coastal Caro.	0 5	112	A	Sacramento St.		0 6			
								81	A	Coastal Caro.	1 11	116	N	UIC		0 17			
								97	A	Marshall	0 4	149	N	Boston U.		0 8			
								97	A	Marshall	0 2	149	N	Boston U.		2 8			
								97	A	Marshall	2 10	253	N	Alabama A&M		1 5			
								98	A	UC Davis	0 13	256	N	Santa Clara		3 4			
								98	A	UC Davis	2 1	256	N	Santa Clara		3 12			
												267	N	Brown		0 2			
												274	A	N.C. A&T		3 7			
LAST 10 GAMES																			
		97	A	Marshall	0 4			256	N	Santa Clara	3 4								
		98	A	UC Davis	0 13			253	N	Alabama A&M	1 5								
		112	A	Sacramento St.	0 6			274	A	N.C. A&T	3 7								
		256	N	Santa Clara	3 12			267	N	Brown	0 2								
		98	A	UC Davis	2 1			97	A	Marshall	2 10								

Non-Div. I Games:

Rider

Average RPI Win: 142		WON-LOST RECORD		WINNING PCT. RANK		LAST 10 GAMES		STRENGTH OF SCHEDULE		OPP. STRENGTH OF SCHEDULE		TEAM RPI		ADJ RPI		CONF. RPI		ADJ CONF. RPI	
DIV. I ONLY		1-12-0		.07692 288		1-9-0		101		256		263		.39187 264		30		30	
DIV. I NON-CONF.		1-12-0		.07692 286		1-9-0		95		260		265		.39187 265		30		30	
TOTALS		RPI 1-25		RPI 26-50		W-L RECORDS		RPI 51-100		RPI 101-150		RPI 150+							
1-12-0		0-2-0		0-0-0		OVERALL		0-1-0		1-7-0		0-2-0							
0-0-0		0-0-0		0-0-0		HOME		0-0-0		0-0-0		0-0-0							
0-4-0		0-0-0		0-0-0		AWAY		0-0-0		0-4-0		0-0-0							
1-8-0		0-2-0		0-0-0		NEUTRAL		0-1-0		1-3-0		0-2-0							
1-12-0		0-2-0		0-0-0		NON-CONFERENCE		0-1-0		1-7-0		0-2-0							
0-0-0		0-0-0		0-0-0		HOME		0-0-0		0-0-0		0-0-0							
0-4-0		0-0-0		0-0-		AWAY		0-0-0		0-4-0		0-0-0							
1-8-0		0-2-0		0-0-0		NEUTRAL		0-1-0		1-3-0		0-2-0							
0-0-0		0-0-0		0-0-0		CONFERENCE		0-0-0		0-0-0		0-0-0							
0-0-0		0-0-0		0-0-0		HOME		0-0-0		0-0-0		0-0-0							
0-0-0		0-0-0		0-0-0		AWAY		0-0-0		0-0-0		0-0-0							
0-0-0		0-0-0		0-0-0		NEUTRAL		0-0-0		0-0-0		0-0-0							
RPI	S	Opponent		Score		RPI	S	Opponent		Score		RPI	S	Opponent		Score			
11	N	Alabama		2	12							110	N	Utah		1	10		
11	N	Alabama		3	9							110	N	Utah		2	7		
												139	A	Hawaii		0	3		
												139	A	Hawaii		1	3		
												139	A	Hawaii		0	1		
												139	A	Hawaii		0	3		
												142	N	SIUE		2	1		
												142	N	SIUE		1	3		
												290	N	St. Bonaventure		1	2		
												290	N	St. Bonaventure		1	3		
LAST 10 GAMES						LAST 10 GAMES						LAST 10 GAMES							
139	A	Hawaii		1	3	139	A	Hawaii		0	1	139	A	Hawaii		0	1		
11	N	Alabama		2	12	110	N	Utah		2	7	110	N	Utah		2	7		
142	N	SIUE		2	1	110	N	Utah		1	10	110	N	Utah		1	10		
11	N	Alabama		3	9	139	A	Hawaii		0	3	139	A	Hawaii		0	3		
142	N	SIUE		1	3	290	N	St. Bonaventure		1	2	290	N	St. Bonaventure		1	2		

Non-Div. I Games:

Niagara



Average RPI Win: 222		WON-LOST RECORD		WINNING PCT. RANK		LAST 10 GAMES		STRENGTH OF SCHEDULE		OPP. STRENGTH OF SCHEDULE		TEAM RPI		ADJ RPI		CONF. RPI		ADJ CONF. RPI	
DIV. I ONLY		2-20-0		.09091 286		1-9-0		123		250		265		.38848 265		29		29	
DIV. I NON-CONF.		2-20-0		.09091 284		1-9-0		117		254		266		.38848 266		29		29	
TOTALS		RPI 1-25		RPI 26-50		W-L RECORDS		RPI 51-100		RPI 101-150		RPI 150+							
2-20-0		0-0-0		0-3-0		OVERALL		0-6-0		0-3-0		2-8-0							
0-0-0		0-0-0		0-0-0		HOME		0-0-0		0-0-0		0-0-0							
1-7-0		0-0-0		0-3-0		AWAY		0-4-0		0-0-0		1-0-0							
1-13-0		0-0-0		0-0-0		NEUTRAL		0-2-0		0-3-0		1-8-0							
2-20-0		0-0-0		0-3-0		NON-CONFERENCE		0-6-0		0-3-0		2-8-0							
0-0-0		0-0-0		0-0-0		HOME		0-0-0		0-0-0		0-0-0							
1-7-0		0-0-0		0-0-		AWAY		0-4-0		0-0-0		1-0-0							
1-13-0		0-0-0		0-0-0		NEUTRAL		0-2-0		0-3-0		1-8-0							
0-0-0		0-0-0		0-0-0		CONFERENCE		0-0-0		0-0-0		0-0-0							
0-0-0		0-0-0		0-0-0		HOME		0-0-0		0-0-0		0-0-0							
0-0-0		0-0-0		0-0-0		AWAY		0-0-0		0-0-0		0-0-0							
0-0-0		0-0-0		0-0-0		NEUTRAL		0-0-0		0-0-0		0-0-0							
RPI	S	Opponent		Score		RPI	S	Opponent		Score		RPI	S	Opponent		Score			
				30	A	South Carolina	0	7	64	A	Maryland	2	9	127	N	Belmont	1	5	
				30	A	South Carolina	2	10	81	A	Coastal Caro.	0	7	127	N	Belmont	2	3	
				39	A	Georgia	0	8	81	A	Coastal Caro.	1	5	146	N	Massachusetts	1	2	
									82	N	NC State	0	4	152	A	Col. of Charleston	7	3	
									90	N	Memphis	2	10	154	N	Michigan St.	0	3	
									92	A	FIU	2	5	204	N	UConn	0	3	
														204	N	UConn	0	11	
														218	N	Marist	1	3	
														223	N	Rhode Island	0	3	
														266	N	Youngstown St.	0	2	
														271	N	Drexel	3	16	
														271	N	Drexel	2	3	
														291	N	Saint Peter's	8	1	
LAST 10 GAMES																			
				30	A	South Carolina	2	10	30	A	South Carolina	0	7						
				291	N	Saint Peter's	8	1	81	A	Coastal Caro.	0	7						
				271	N	Drexel	2	3	81	A	Coastal Caro.	1	5						
				271	N	Drexel	3	16	223	N	Rhode Island	0	3						
				64	A	Maryland	2	9	82	N	NC State	0	4						

Non-Div. I Games:

Bryant

Average RPI Win: 276		WON-LOST RECORD		WINNING PCT. RANK		LAST 10 GAMES		STRENGTH OF SCHEDULE		OPP. STRENGTH OF SCHEDULE		TEAM RPI		ADJ RPI		CONF. RPI		ADJ CONF. RPI	
DIV. I ONLY		4-16-0		.2 262		3-7-0		225		218		268		.38776 266		27		27	
DIV. I NON-CONF.		4-16-0		.2 260		3-7-0		222		222		268		.38776 267		27		27	
TOTALS		RPI 1-25		RPI 26-50		W-L RECORDS		RPI 51-100		RPI 101-150		RPI 150+							
4-16-0		0-0-0		0-1-0		OVERALL		0-4-0		0-4-0		4-7-0							
0-0-0		0-0-0		0-0-0		HOME		0-0-0		0-0-0		0-0-0							
2-7-0		0-0-0		0-1-0		AWAY		0-1-0		0-2-0		2-3-0							
2-9-0		0-0-0		0-0-0		NEUTRAL		0-3-0		0-2-0		2-4-0							
4-16-0		0-0-0		0-1-0		NON-CONFERENCE		0-4-0		0-4-0		4-7-0							
0-0-0		0-0-0		0-0-0		HOME		0-0-0		0-0-0		0-0-0							
2-7-0		0-0-0		0-0-		AWAY		0-1-0		0-2-0		2-3-0							
2-9-0		0-0-0		0-0-0		NEUTRAL		0-3-0		0-2-0		2-4-0							
0-0-0		0-0-0		0-0-0		CONFERENCE		0-0-0		0-0-0		0-0-0							
0-0-0		0-0-0		0-0-0		HOME		0-0-0		0-0-0		0-0-0							
0-0-0		0-0-0		0-0-0		AWAY		0-0-0		0-0-0		0-0-0							
0-0-0		0-0-0		0-0-0		NEUTRAL		0-0-0		0-0-0		0-0-0							
RPI	S	Opponent		Score		RPI	S	Opponent		Score		RPI	S	Opponent		Score			
				30	A	South Carolina	1	10	59	A	USC Upstate	1	2	107	N	Eastern Ky.	2	5	
									65	N	Miami (OH)	0	6	124	N	East Carolina	4	11	
									82	N	NC State	0	1	137	A	Campbell	0	8	
									99	N	Towson	0	8	137	A	Campbell	3	6	
														159	A	Charlotte	1	9	
														177	A	UNCW	0	3	
														177	A	UNCW	0	3	
														193	N	Winthrop	2	6	
														218	N	Marist	0	2	
														223	N	Rhode Island	1	7	
														265	N	Bryant	2	0	
														278	A	N.C. Central	3	0	
														278	A	N.C. Central	6	4	
														281	N	Canisius	1	2	
														281	N	Canisius	4	0	
LAST 10 GAMES																			
				30	A	South Carolina	1	10	281	N	Canisius	4	0						
				124	N	East Carolina	4	11	177	A	UNCW	0	3						
				278	A	N.C. Central	6	4	107	N	Eastern Ky.	2	5						
				137	A	Campbell	3	6	281	N	Canisius	1	2						
				177	A	UNCW	0	3	137	A	Campbell	0	8						

Non-Div. I Games:

Youngstown St.

Average RPI Win: 269		WON-LOST RECORD		WINNING PCT. RANK		LAST 10 GAMES		STRENGTH OF SCHEDULE		OPP. STRENGTH OF SCHEDULE		TEAM RPI		ADJ RPI		CONF. RPI		ADJ CONF. RPI	
DIV. I ONLY		5-7-0		.41667 179		4-6-0		286		247		267		.38728 267		28		28	
DIV. I NON-CONF.		5-7-0		.41667 178		4-6-0		291		251		267		.38728 268		28		28	
TOTALS		RPI 1-25		RPI 26-50		W-L RECORDS		RPI 51-100		RPI 101-150		RPI 150+							
5-7-0		0-0-0		0-0-0		OVERALL		0-0-0		0-2-0		5-5-0							
0-0-0		0-0-0		0-0-0		HOME		0-0-0		0-0-0		0-0-0							
1-1-0		0-0-0		0-0-0		AWAY		0-0-0		0-0-0		1-1-0							
4-6-0		0-0-0		0-0-0		NEUTRAL		0-0-0		0-2-0		4-4-0							
5-7-0		0-0-0		0-0-0		NON-CONFERENCE		0-0-0		0-2-0		5-5-0							
0-0-0		0-0-0		0-0-0		HOME		0-0-0		0-0-0		0-0-0							
1-1-0		0-0-0		0-0-		AWAY		0-0-0		0-0-0		1-1-0							
4-6-0		0-0-0		0-0-0		NEUTRAL		0-0-0		0-2-0		4-4-0							
0-0-0		0-0-0		0-0-0		CONFERENCE		0-0-0		0-0-0		0-0-0							
0-0-0		0-0-0		0-0-0		HOME		0-0-0		0-0-0		0-0-0							
0-0-0		0-0-0		0-0-0		AWAY		0-0-0		0-0-0		0-0-0							
0-0-0		0-0-0		0-0-0		NEUTRAL		0-0-0		0-0-0		0-0-0							
RPI	S	Opponent		Score		RPI	S	Opponent		Score		RPI	S	Opponent		Score			
														</					

Non-Div. I Games:

Brown

Average RPI Win:	262	WON-LOST RECORD	WINNING PCT. RANK	LAST 10 GAMES	STRENGTH OF SCHEDULE	OPP. STRENGTH OF SCHEDULE	TEAM RPI	ADJ RPI	CONF. RPI	ADJ CONF. RPI		
Average RPI Loss:	222											
DIV. I ONLY	11-10-0	.52381	125	6-4-0	295	275	266	.38679	268	32	32	
DIV. I NON-CONF.	7-8-0	.46667	155	2-3-0	290	269	261	.39663	262	32	32	
<hr/>												
TOTALS	RPI 1-25	RPI 26-50		W-L RECORDS		RPI 51-100		RPI 101-150		RPI 150+		
11-10-0	0-0-0	0-0-0		OVERALL		0-0-0		0-2-0		11-8-0		
8-6-0	0-0-0	0-0-0		HOME		0-0-0		0-0-0		8-6-0		
1-3-0	0-0-0	0-0-0		AWAY		0-0-0		0-2-0		1-1-0		
2-1-0	0-0-0	0-0-0		NEUTRAL		0-0-0		0-0-0		2-1-0		
<hr/>												
7-8-0	0-0-0	0-0-0		NON-CONFERENCE		0-0-0		0-2-0		7-6-0		
5-6-0	0-0-0	0-0-0		HOME		0-0-0		0-0-0		5-6-0		
0-2-0	0-0-0	0-0-		AWAY		0-0-0		0-2-0		0-0-0		
2-0-0	0-0-0	0-0-0		NEUTRAL		0-0-0		0-0-0		2-0-0		
<hr/>												
4-2-0	0-0-0	0-0-0		CONFERENCE		0-0-0		0-0-0		4-2-0		
3-0-0	0-0-0	0-0-0		HOME		0-0-0		0-0-0		3-0-0		
1-1-0	0-0-0	0-0-0		AWAY		0-0-0		0-0-0		1-1-0		
0-1-0	0-0-0	0-0-0		NEUTRAL		0-0-0		0-0-0		0-1-0		
<hr/>												
RPI	S	Opponent	Score	RPI	S	Opponent	Score	RPI	S	Opponent	Score	
								102	A	Longwood	4	6
								126	A	Virginia	2	10
								163	H	Hofstra	0	6
								199	H	Albany (NY)	1	0
								225	H	Delaware	8	7
								225	H	Delaware	1	3
								225	N	Delaware	7	6
								240	H	Robert Morris	8	11
								245	H	Mt. St. Mary's	2	6
								262	N	Buffalo	5	4
								271	H	Drexel	2	10
								274	H	N.C. A&T	1	0
								274	H	N.C. A&T	15	4
								275	H	Morehead St.	8	3
								277	H	Central Conn. St.	3	7
								278	A	N.C. Central	7	8
								278	A	N.C. Central	10	3
								283	H	Iona	6	2
								289	N	Delaware St.	3	4
								290	H	St. Bonaventure	5	1
296	H	South Carolina St.	3	0								
LAST 10 GAMES												
225	N	Delaware	7	6	225	H	Delaware	1	3			
277	H	Central Conn. St.	3	7	274	H	N.C. A&T	1	0			
290	H	St. Bonaventure	5	1	278	A	N.C. Central	10	3			
289	N	Delaware St.	3	4	274	H	N.C. A&T	15	4			
225	H	Delaware	8	7	283	H	Iona	6	2			

Non-Div. I Games:

Norfolk St.

Average RPI Win: 251		WON-LOST RECORD		WINNING PCT. RANK		LAST 10 GAMES		STRENGTH OF SCHEDULE		OPP. STRENGTH OF SCHEDULE		TEAM RPI		ADJ RPI		CONF. RPI		ADJ CONF. RPI	
DIV. I ONLY		2-15-0		.11765 280		1-9-0		152		270		270		.38619 269		25		25	
DIV. I NON-CONF.		2-15-0		.11765 275		1-9-0		144		275		272		.38619 269		25		25	
TOTALS		RPI 1-25		RPI 26-50		W-L RECORDS		RPI 51-100		RPI 101-150		RPI 150+							
2-15-0		0-0-0		0-0-0		OVERALL		0-4-0		0-4-0		2-7-0							
0-0-0		0-0-0		0-0-0		HOME		0-0-0		0-0-0		0-0-0							
1-7-0		0-0-0		0-0-0		AWAY		0-2-0		0-2-0		1-3-0							
1-8-0		0-0-0		0-0-0		NEUTRAL		0-2-0		0-2-0		1-4-0							
2-15-0		0-0-0		0-0-0		NON-CONFERENCE		0-4-0		0-4-0		2-7-0							
0-0-0		0-0-0		0-0-0		HOME		0-0-0		0-0-0		0-0-0							
1-7-0		0-0-0		0-0-		AWAY		0-2-0		0-2-0		1-3-0							
1-8-0		0-0-0		0-0-0		NEUTRAL		0-2-0		0-2-0		1-4-0							
0-0-0		0-0-0		0-0-0		CONFERENCE		0-0-0		0-0-0		0-0-0							
0-0-0		0-0-0		0-0-0		HOME		0-0-0		0-0-0		0-0-0							
0-0-0		0-0-0		0-0-0		AWAY		0-0-0		0-0-0		0-0-0							
0-0-0		0-0-0		0-0-0		NEUTRAL		0-0-0		0-0-0		0-0-0							
RPI	S	Opponent		Score	RPI	S	Opponent		Score	RPI	S	Opponent		Score	RPI	S	Opponent		Score

Non-Div. I Games:

Lafayette

Average RPI Win: 207		WON-LOST RECORD	WINNING PCT. RANK		LAST 10 GAMES	STRENGTH OF SCHEDULE		OPP. STRENGTH OF SCHEDULE		TEAM RPI	ADJ RPI		CONF. RPI	ADJ CONF. RPI			
Average RPI Loss: 183																	
DIV. I ONLY		3-9-0	.25	248	2-8-0	255		246		271	.38238	270	30	30			
DIV. I NON-CONF.		3-9-0	.25	244	2-8-0	258		250		273	.38238	271	30	30			
TOTALS		RPI 1-25		RPI 26-50		W-L RECORDS		RPI 51-100		RPI 101-150		RPI 150+					
3-9-0		0-0-0		0-0-0		OVERALL		1-1-0		0-2-0		2-6-0					
0-0-0		0-0-0		0-0-0		HOME		0-0-0		0-0-0		0-0-0					
0-1-0		0-0-0		0-0-0		AWAY		0-0-0		0-0-0		0-1-0					
3-8-0		0-0-0		0-0-0		NEUTRAL		1-1-0		0-2-0		2-5-0					
3-9-0		0-0-0		0-0-0		NON-CONFERENCE		1-1-0		0-2-0		2-6-0					
0-0-0		0-0-0		0-0-0		HOME		0-0-0		0-0-0		0-0-0					
0-1-0		0-0-0		0-0-		AWAY		0-0-0		0-0-0		0-1-0					
3-8-0		0-0-0		0-0-0		NEUTRAL		1-1-0		0-2-0		2-5-0					
0-0-0		0-0-0		0-0-0		CONFERENCE		0-0-0		0-0-0		0-0-0					
0-0-0		0-0-0		0-0-0		HOME		0-0-0		0-0-0		0-0-0					
0-0-0		0-0-0		0-0-0		AWAY		0-0-0		0-0-0		0-0-0					
0-0-0		0-0-0		0-0-0		NEUTRAL		0-0-0		0-0-0		0-0-0					
RPI	S	Opponent		Score		RPI	S	Opponent		Score		RPI	S	Opponent		Score	
						92	N	FIU		1	11	114	N	Middle Tenn.		3	14
						95	N	North Florida		4	1	144	N	Ga. Southern		2	10
												174	A	ETSU		5	11
												180	N	Central Mich.		1	9
												182	N	Florida A&M		2	10
												232	N	Presbyterian		4	1
												242	N	Detroit Mercy		1	7
												250	N	Evansville		4	7
												271	N	Drexel		3	10
												293	N	Cornell		10	2
LAST 10 GAMES																	
						250	N	Evansville		4	7	232	N	Presbyterian		4	1
						174	A	ETSU		5	11	180	N	Central Mich.		1	9
						144	N	Ga. Southern		2	10	95	N	North Florida		4	1
						182	N	Florida A&M		2	10	242	N	Detroit Mercy		1	7
						92	N	FIU		1	11	114	N	Middle Tenn.		3	14

Non-Div. I Games:

Siena

D  
r  
e  
x  
e  
l

Drexel

Average RPI Win: 227		WON-LOST	WINNING	LAST 10	STRENGTH OF		OPP. STRENGTH	TEAM	ADJ		CONF.	ADJ CONF.	
Average RPI Loss: 177		RECORD	PCT. RANK	GAMES	SCHEDULE		OF SCHEDULE	RPI	RPI		RPI	RPI	
DIV. I ONLY		4-14-0	.22222	259	1-9-0		249	249	273	.37914	272	30	30
DIV. I NON-CONF.		4-14-0	.22222	256	1-9-0		251	253	275	.37914	273	30	30
TOTALS		RPI 1-25	RPI 26-50		W-L RECORDS		RPI 51-100		RPI 101-150		RPI 150+		
4-14-0	0-0-0	0-0-0		OVERALL		0-2-0		0-2-0		4-10-0			
0-0-0	0-0-0	0-0-0		HOME		0-0-0		0-0-0		0-0-0			
0-1-0	0-0-0	0-0-0		AWAY		0-1-0		0-0-0		0-0-0			
4-13-0	0-0-0	0-0-0		NEUTRAL		0-1-0		0-2-0		4-10-0			
4-14-0	0-0-0	0-0-0		NON-CONFERENCE		0-2-0		0-2-0		4-10-0			
0-0-0	0-0-0	0-0-0		HOME		0-0-0		0-0-0		0-0-0			
0-1-0	0-0-0	0-0-		AWAY		0-1-0		0-0-0		0-0-0			
4-13-0	0-0-0	0-0-0		NEUTRAL		0-1-0		0-2-0		4-10-0			
0-0-0	0-0-0	0-0-0		CONFERENCE		0-0-0		0-0-0		0-0-0			
0-0-0	0-0-0	0-0-0		HOME		0-0-0		0-0-0		0-0-0			
0-0-0	0-0-0	0-0-0		AWAY		0-0-0		0-0-0		0-0-0			
0-0-0	0-0-0	0-0-0		NEUTRAL		0-0-0		0-0-0		0-0-0			
RPI	S	Opponent	Score	RPI	S	Opponent	Score	RPI	S	Opponent	Score		
</													

Non-Div. I Games:

Quinnipiac



Average RPI Win: 239		WON-LOST	WINNING	LAST 10	STRENGTH OF	OPP. STRENGTH	TEAM	ADJ	CONF.	ADJ CONF.		
Average RPI Loss: 190		RECORD	PCT. RANK	GAMES	SCHEDULE	OF SCHEDULE	RPI	RPI	RPI	RPI		
DIV. I ONLY		5-10-0	.33333	217	4-6-0	280	235	272	.37652	273	26	26
DIV. I NON-CONF.		5-10-0	.33333	217	4-6-0	286	238	274	.37652	274	26	26
-----												
TOTALS		RPI 1-25		RPI 26-50		W-L RECORDS		RPI 51-100		RPI 101-150		RPI 150+
5-10-0		0-0-0		0-0-0		OVERALL		0-2-0		0-1-0		5-7-0
0-0-0		0-0-0		0-0-0		HOME		0-0-0		0-0-0		0-0-0
0-2-0		0-0-0		0-0-0		AWAY		0-1-0		0-1-0		0-0-0
5-8-0		0-0-0		0-0-0		NEUTRAL		0-1-0		0-0-0		5-7-0
5-10-0		0-0-0		0-0-0		NON-CONFERENCE		0-2-0		0-1-0		5-7-0
0-0-0		0-0-0		0-0-0		HOME		0-0-0		0-0-0		0-0-0
0-2-0		0-0-0		0-0-		AWAY		0-1-0		0-1-0		0-0-0
5-8-0		0-0-0		0-0-0		NEUTRAL		0-1-0		0-0-0		5-7-0
0-0-0		0-0-0		0-0-0		CONFERENCE		0-0-0		0-0-0		0-0-0
0-0-0		0-0-0		0-0-0		HOME		0-0-0		0-0-0		0-0-0
0-0-0		0-0-0		0-0-0		AWAY		0-0-0		0-0-0		0-0-0
0-0-0		0-0-0		0-0-0		NEUTRAL		0-0-0		0-0-0		0-0-0
RPI	S	Opponent	Score	RPI	S	Opponent	Score	RPI	S	Opponent	Score	
	</											

Non-Div. I Games:

La Salle

Average RPI Win: 271		WON-LOST	WINNING	LAST 10	STRENGTH OF	OPP. STRENGTH	TEAM	ADJ	CONF.	ADJ CONF.		
Average RPI Loss: 177		RECORD	PCT. RANK	GAMES	SCHEDULE	OF SCHEDULE	RPI	RPI	RPI	RPI		
DIV. I ONLY		3-15-0	.16667	269	3-7-0	199	285	274	.3754	274	32	32
DIV. I NON-CONF.		3-13-0	.1875	262	3-5-0	203	274	269	.38387	270	32	32
<hr/>												
TOTALS		RPI 1-25		RPI 26-50		W-L RECORDS		RPI 51-100		RPI 101-150		RPI 150+
3-15-0		0-0-0		0-1-0		OVERALL		0-3-0		0-1-0		3-10-0
2-3-0		0-0-0		0-0-0		HOME		0-1-0		0-0-0		2-2-0
0-7-0		0-0-0		0-0-0		AWAY		0-2-0		0-0-0		0-5-0
1-5-0		0-0-0		0-1-0		NEUTRAL		0-0-0		0-1-0		1-3-0
3-13-0		0-0-0		0-1-0		NON-CONFERENCE		0-3-0		0-1-0		3-8-0
2-3-0		0-0-0		0-0-0		HOME		0-1-0		0-0-0		2-2-0
0-5-0		0-0-0		0-0-		AWAY		0-2-0		0-0-0		0-3-0
1-5-0		0-0-0		0-1-0		NEUTRAL		0-0-0		0-1-0		1-3-0
0-2-0		0-0-0		0-0-0		CONFERENCE		0-0-0		0-0-0		0-2-0
0-0-0		0-0-0		0-0-0		HOME		0-0-0		0-0-0		0-0-0
0-2-0		0-0-0		0-0-0		AWAY		0-0-0		0-0-0		0-2-0
0-0-0		0-0-0		0-0-0		NEUTRAL		0-0-0		0-0-0		0-0-0
RPI	S	Opponent		Score		RPI	S	Opponent		Score		
						26	N	Indiana	1	7		
						60	H	UNC Greensboro	6	8		
						76	A	Appalachian St.	0	15		
						76	A	Appalachian St.	0	12		

Non-Div. I Games:

N.C. A&amp;T

Average RPI Win: 290		WON-LOST	WINNING	LAST 10	STRENGTH OF		OPP. STRENGTH	TEAM	ADJ		CONF.	ADJ CONF.					
Average RPI Loss: 157		RECORD	PCT. RANK	GAMES	SCHEDULE		OF SCHEDULE	RPI	RPI	RPI	RPI						
DIV. I ONLY		2-15-0	.11765	280	2-8-0		169	273	275	.37434	275	15	15				
DIV. I NON-CONF.		2-15-0	.11765	275	2-8-0		171	278	276	.37434	276	15	15				
TOTALS		RPI 1-25	RPI 26-50		W-L RECORDS		RPI 51-100		RPI 101-150		RPI 150+						
2-15-0		0-0-0	0-0-0		OVERALL		0-5-0		0-3-0		2-7-0						
2-2-0		0-0-0	0-0-0		HOME		0-0-0		0-0-0		2-2-0						
0-6-0		0-0-0	0-0-0		AWAY		0-2-0		0-3-0		0-1-0						
0-7-0		0-0-0	0-0-0		NEUTRAL		0-3-0		0-0-0		0-4-0						
2-15-0		0-0-0	0-0-0		NON-CONFERENCE		0-5-0		0-3-0		2-7-0						
2-2-0		0-0-0	0-0-0		HOME		0-0-0		0-0-0		2-2-0						
0-6-0		0-0-0	0-0-		AWAY		0-2-0		0-3-0		0-1-0						
0-7-0		0-0-0	0-0-0		NEUTRAL		0-3-0		0-0-0		0-4-0						
0-0-0		0-0-0	0-0-0		CONFERENCE		0-0-0		0-0-0		0-0-0						
0-0-0		0-0-0	0-0-0		HOME		0-0-0		0-0-0		0-0-0						
0-0-0		0-0-0	0-0-0		AWAY		0-0-0		0-0-0		0-0-0						
0-0-0		0-0-0	0-0-0		NEUTRAL		0-0-0		0-0-0		0-0-0						
RPI	S	Opponent	Score	RPI	S	Opponent	Score	RPI	S	Opponent	Score	RPI	S	Opponent	Score		
								55	A	Louisville	0	8	144	A	Ga. Southern	4	6
								55	A	Louisville	1	21	144	A	Ga. Southern	2	19
								85	N	Ohio	1	6	145	A	Kennesaw St.	5	6
								88	N	Chattanooga	2	6	171	N	UMKC	2	9
								88	N	Chattanooga	2	10	181	H	Bowling Green	2	9
													181	H	Bowling Green	4	10
													228	N	IUPUI	2	11
													245	N	Mt. St. Mary's	3	15
													268	A	Norfolk St.	3	8
													277	N	Central Conn. St.	4	5
													290	H	St. Bonaventure	6	5
													290	H	St. Bonaventure	10	7
LAST 10 GAMES																	
								277	N	Central Conn. St.	4	5	290	H	St. Bonaventure	6	5
								55	A	Louisville	1	21	55	A	Louisville	0	8
								181	H	Bowling Green	2	9	268	A	Norfolk St.	3	8
								290	H	St. Bonaventure	10	7	228	N	IUPUI	2	11
								181	H	Bowling Green	4	10	144	A	Ga. Southern	2	19

Non-Div. I Games:

Morehead St.

Average RPI Win:		287	WON-LOST RECORD		WINNING PCT. RANK		LAST 10 GAMES		STRENGTH OF SCHEDULE		OPP. STRENGTH OF SCHEDULE		TEAM RPI		ADJ RPI		CONF. RPI		ADJ CONF. RPI	
DIV. I ONLY			5-16-0		.2381 253		1-9-0		246		286		276		.37217 276		29		29	
DIV. I NON-CONF.			5-16-0		.2381 250		1-9-0		250		287		277		.37217 277		29		29	
TOTALS		RPI 1-25		RPI 26-50		W-L RECORDS		RPI 51-100		RPI 101-150		RPI 150+								
5-16-0		0-1-0		0-1-0		OVERALL		0-3-0		0-4-0		5-7-0								
0-0-0		0-0-0		0-0-0		HOME		0-0-0		0-0-0		0-0-0								
1-8-0		0-0-0		0-1-0		AWAY		0-1-0		0-3-0		1-3-0								
4-8-0		0-1-0		0-0-0		NEUTRAL		0-2-0		0-1-0		4-4-0								
5-16-0		0-1-0		0-1-0		NON-CONFERENCE		0-3-0		0-4-0		5-7-0								
0-0-0		0-0-0		0-0-0		HOME		0-0-0		0-0-0		0-0-0								
1-8-0		0-0-0		0-0-		AWAY		0-1-0		0-3-0		1-3-0								
4-8-0		0-1-0		0-0-0		NEUTRAL		0-2-0		0-1-0		4-4-0								
0-0-0		0-0-0		0-0-0		CONFERENCE		0-0-0		0-0-0		0-0-0								
0-0-0		0-0-0		0-0-0		HOME		0-0-0		0-0-0		0-0-0								
0-0-0		0-0-0		0-0-0		AWAY		0-0-0		0-0-0		0-0-0								
0-0-0		0-0-0		0-0-0		NEUTRAL		0-0-0		0-0-0		0-0-0								
RPI	S	Opponent		Score		RPI	S	Opponent		Score		RPI	S	Opponent		Score				
19	N	Boise St.		2	9	48	A	Louisiana Tech		5	7	73	N	Wichita St.		0	8			
												74	N	Southeast Mo. St.		0	8			
												98	A	UC Davis		0	5			
														Sacramento St.		0	1			
														Sacramento St.		0	7			
														Pacific		0	3			
														Pacific		2	4			
														Northwestern St.		1	5			
														Northwestern St.		0	6			
														Abilene Christian		2	4			
														Marist		0	1			
														Marist		6	7			
														Saint Mary's (CA)		2	3			
														Saint Mary's (CA)		1	0			
														Southern U.		9	1			
														Southern U.		4	2			
														Southern U.		2	6			
														Southern U.		5	2			
														Southern U.		4	0			
LAST 10 GAMES				LAST 10 GAMES				LAST 10 GAMES				LAST 10 GAMES								
297	N	Southern U.		4	0	98	A	UC Davis		0	5	297	N	Southern U.		4	2			
247	A	Saint Mary's (CA)		1	0	218	N	Marist		6	7	112	A	Sacramento St.		0	1			
156	A	Northwestern St.		0	6	112	A	Sacramento St.		0	1	218	N	Marist		0	1			
297	N	Southern U.		4	2	218	N	Marist		0	1	247	A	Saint Mary's (CA)		2	3			
297	N	Southern U.		9	1															

Non-Div. I Games:

Fairleigh Dickinson

Average RPI Win: 239		WON-LOST	WINNING	LAST 10	STRENGTH OF	OPP. STRENGTH	TEAM	ADJ	CONF.	ADJ CONF.			
Average RPI Loss: 201		RECORD	PCT. RANK	GAMES	SCHEDULE	OF SCHEDULE	RPI	RPI	RPI	RPI			
DIV. I ONLY		6-9-0	.4	189	2-8-0	293	261	278	.36553	277	29	29	
DIV. I NON-CONF.		6-9-0	.4	185	2-8-0	294	266	279	.36553	280	29	29	
<hr/>													
TOTALS		RPI 1-25		RPI 26-50		W-L RECORDS		RPI 51-100		RPI 101-150		RPI 150+	
6-9-0		0-0-0		0-0-0		OVERALL		0-2-0		0-0-0		6-7-0	
0-2-0		0-0-0		0-0-0		HOME		0-0-0		0-0-0		0-2-0	
2-4-0		0-0-0		0-0-0		AWAY		0-0-0		0-0-0		2-4-0	
4-3-0		0-0-0		0-0-0		NEUTRAL		0-2-0		0-0-0		4-1-0	
6-9-0		0-0-0		0-0-0		NON-CONFERENCE		0-2-0		0-0-0		6-7-0	
0-2-0		0-0-0		0-0-0		HOME		0-0-0		0-0-0		0-2-0	
2-4-0		0-0-0		0-0-		AWAY		0-0-0		0-0-0		2-4-0	
4-3-0		0-0-0		0-0-0		NEUTRAL		0-2-0		0-0-0		4-1-0	
0-0-0		0-0-0		0-0-0		CONFERENCE		0-0-0		0-0-0		0-0-0	
0-0-0		0-0-0		0-0-0		HOME		0-0-0		0-0-0		0-0-0	
0-0-0		0-0-0		0-0-0		AWAY		0-0-0		0-0-0		0-0-0	
0-0-0		0-0-0		0-0-0		NEUTRAL		0-0-0		0-0-0		0-0-0	
RPI	S	Opponent		Score	RPI	S	Opponent		Score	RPI	S	Opponent	Score
						</							

Non-Div. I Games:

Central Conn. St.

Average RPI Win:	280	WON-LOST RECORD	WINNING PCT. RANK	LAST 10 GAMES	STRENGTH OF SCHEDULE	OPP. STRENGTH OF SCHEDULE	TEAM RPI	ADJ RPI	CONF. RPI	ADJ CONF. RPI	
DIV. I ONLY	9-13-0	.40909	186	6-4-0	284	296	277	.36533	278	32	32
DIV. I NON-CONF.	4-11-0	.26667	243	1-3-0	262	295	280	.36074	281	32	32
<hr/>											
TOTALS	RPI 1-25	RPI 26-50		W-L RECORDS		RPI 51-100		RPI 101-150		RPI 150+	
9-13-0	0-0-0	0-0-0		OVERALL		0-1-0		0-1-0		9-11-0	
4-5-0	0-0-0	0-0-0		HOME		0-0-0		0-0-0		4-5-0	
2-3-0	0-0-0	0-0-0		AWAY		0-1-0		0-1-0		2-1-0	
3-5-0	0-0-0	0-0-0		NEUTRAL		0-0-0		0-0-0		3-5-0	
4-11-0	0-0-0	0-0-0		NON-CONFERENCE		0-1-0		0-1-0		4-9-0	
0-4-0	0-0-0	0-0-0		HOME		0-0-0		0-0-0		0-4-0	
2-3-0	0-0-0	0-0-		AWAY		0-1-0		0-1-0		2-1-0	
2-4-0	0-0-0	0-0-0		NEUTRAL		0-0-0		0-0-0		2-4-0	
5-2-0	0-0-0	0-0-0		CONFERENCE		0-0-0		0-0-0		5-2-0	
4-1-0	0-0-0	0-0-0		HOME		0-0-0		0-0-0		4-1-0	
0-0-0	0-0-0	0-0-0		AWAY		0-0-0		0-0-0		0-0-0	
1-1-0	0-0-0	0-0-0		NEUTRAL		0-0-0		0-0-0		1-1-0	
RPI	S	Opponent	Score	RPI	S	Opponent	Score	RPI	S	Opponent	Score
				59 A USC Upstate 0 14				115 A Duke 0 8			
								176 H Western Caro. 2 3			
								176 H Western Caro. 3 6			
								194 N Prairie View 2 13			
								208 N Alabama St. 2 4			
								240 N Robert Morris 6 5			
								251 A Hampton 0 8			
								251 A Hampton 6 5			
								251 N Hampton 3 4			
								259 N Northern Ky. 0 9			
								266 H Youngstown St. 4 6			
								266 H Youngstown St. 0 3			
								268 H Norfolk St. 8 7			
								268 H Norfolk St. 3 10			
								285 N Howard 3 4			
								289 N Delaware St. 7 2			
								291 N Saint Peter's 9 0			
								295 H UMES 10 1			
								295 H UMES 8 0			
								295 H UMES 6 1			
				297 A Southern U. 7 3							
<hr/>											
LAST 10 GAMES											
295 H UMES 10 1				295 H UMES 8 0							
266 H Youngstown St. 4 6				266 H Youngstown St. 0 3							
295 H UMES 6 1				268 H Norfolk St. 8 7							
268 H Norfolk St. 3 10				251 A Hampton 0 8							
176 H Western Caro. 2 3				289 N Delaware St. 7 2							

Non-Div. I Games:

N.C. Central

Average RPI Win: 294		WON-LOST	WINNING	LAST 10	STRENGTH OF		OPP. STRENGTH	TEAM	ADJ	CONF.	ADJ CONF.
Average RPI Loss: 149		RECORD	PCT. RANK	GAMES	SCHEDULE		OF SCHEDULE	RPI	RPI	RPI	RPI
DIV. I ONLY		4-19-0	.17391	268	5-5-0		237	277	279	.35971	279
DIV. I NON-CONF.		1-18-0	.05263	292	1-5-0		151	243	278	.36763	279
TOTALS		RPI 1-25	RPI 26-50		W-L RECORDS		RPI 51-100		RPI 101-150		RPI 150+
4-19-0	0-1-0	0-0-0		OVERALL		0-6-0		0-4-0		4-8-0	
2-1-0	0-0-0	0-0-0		HOME		0-0-0		0-0-0		2-1-0	
0-4-0	0-1-0	0-0-0		AWAY		0-1-0		0-0-0		0-2-0	
2-14-0	0-0-0	0-0-0		NEUTRAL		0-5-0		0-4-0		2-5-0	
1-18-0	0-1-0	0-0-0		NON-CONFERENCE		0-6-0		0-4-0		1-7-0	
0-0-0	0-0-0	0-0-0		HOME		0-0-0		0-0-0		0-0-0	
0-4-0	0-1-0	0-0-		AWAY		0-1-0		0-0-0		0-2-0	
1-14-0	0-0-0	0-0-0		NEUTRAL		0-5-0		0-4-0		1-5-0	
3-1-0	0-0-0	0-0-0		CONFERENCE		0-0-0		0-0-0		3-1-0	
2-1-0	0-0-0	0-0-0		HOME		0-0-0		0-0-0		2-1-0	
0-0-0	0-0-0	0-0-0		AWAY		0-0-0		0-0-0		0-0-0	
1-0-0	0-0-0	0-0-0		NEUTRAL		0-0-0		0-0-0		1-0-0	
RPI S	Opponent	Score		RPI S	Opponent	Score		RPI S	Opponent	Score	
18 A	Louisiana	0 9						68 N	SFA	2 13	
								68 N	SFA	3 7	
								71 N	South Dakota St.	1 16	
								71 N	South Dakota St.	1 9	
								77 N	Western Ky.	0 4	
								86 A	Southern Miss.	1 9	
								121 N	North Ala.	0 8	
								131 N	Tennessee Tech	3 7	
								135 N	Austin Peay	0 1	
								135 N	Austin Peay	2 12	
								165 A	Samford	5 6	
								220 N	Houston Baptist	0 4	
								220 N	Houston Baptist	3 5	
								221 A	Central Ark.	0 11	
								221 N	Central Ark.	3 11	
								221 N	Central Ark.	3 9	
								282 N	Savannah St.	4 9	
								289 N	Delaware St.	9 1	
								294 N	Grambling	11 3	
								297 H	Southern U.	1 4	
								297 H	Southern U.	5 3	
								297 H	Southern U.	5 3	
LAST 10 GAMES											
289 N	Delaware St.	9 1		297 H	Southern U.	5 3					
282 N	Savannah St.	4 9		221 A	Central Ark.	0 11					
294 N	Grambling	11 3		71 N	South Dakota St.	1 16					
297 H	Southern U.	1 4		121 N	North Ala.	0 8					
297 H	Southern U.	5 3		135 N	Austin Peay	0 1					
Non-Div. I Games:	Belhaven	5	2	Belhaven	4	5	Belhaven	4	1	Belhaven	3
										Jackson St.	4

Average RPI Win: 219		WON-LOST	WINNING	LAST 10	STRENGTH OF		OPP. STRENGTH	TEAM	ADJ	CONF.	ADJ CONF.
Average RPI Loss: 171		RECORD	PCT. RANK	GAMES	SCHEDULE		OF SCHEDULE	RPI	RPI	RPI	RPI
DIV. I ONLY		2-15-0	.11765	280	0-10-0		242	236	280	.35589	25
DIV. I NON-CONF.		2-15-0	.11765	275	0-10-0		241	239	282	.35589	25
TOTALS		RPI 1-25	RPI 26-50		W-L RECORDS		RPI 51-100		RPI 101-150		RPI 150+
2-15-0	0-0-0	0-0-0		OVERALL		0-2-0		0-3-0		2-10-0	
0-0-0	0-0-0	0-0-0		HOME		0-0-0		0-0-0		0-0-0	
1-4-0	0-0-0	0-0-0		AWAY		0-1-0		0-2-0		1-1-0	
1-11-0	0-0-0	0-0-0		NEUTRAL		0-1-0		0-1-0		1-9-0	
2-15-0	0-0-0	0-0-0		NON-CONFERENCE		0-2-0		0-3-0		2-10-0	
0-0-0	0-0-0	0-0-0		HOME		0-0-0		0-0-0		0-0-0	
1-4-0	0-0-0	0-0-0		AWAY		0-1-0		0-2-0		1-1-0	
1-11-0	0-0-0	0-0-0		NEUTRAL		0-1-0		0-1-0		1-9-0	
0-0-0	0-0-0	0-0-0		CONFERENCE		0-0-0		0-0-0		0-0-0	
0-0-0	0-0-0	0-0-0		HOME		0-0-0		0-0-0		0-0-0	
0-0-0	0-0-0	0-0-0		AWAY		0-0-0		0-0-0		0-0-0	
0-0-0	0-0-0	0-0-0		NEUTRAL		0-0-0		0-0-0		0-0-0	
RPI S	Opponent	Score	RPI S	Opponent	Score	RPI S	Opponent	Score	RPI S	Opponent	Score
						88 N	Chattanooga	0 1	130 A	St. John's (NY)	0 8
						95 A	North Florida	1 3	130 A	St. John's (NY)	1 7
									133 N	Monmouth	0 5
									157 N	Penn St.	3 11
									160 N	Villanova	7 10
									162 N	Western Mich.	2 4
									163 N	Hofstra	0 5
									166 A	Jacksonville	6 7
									166 A	Jacksonville	2 1
									180 N	Central Mich.	0 5
									239 N	Butler	3 6
									241 N	Akron	0 6
									252 N	Wagner	6 9
									271 N	Drexel	6 0
									272 N	Quinnipiac	2 5
LAST 10 GAMES											
166 A	Jacksonville	6 7	180 N	Central Mich.	0 5						
163 N	Hofstra	0 5	88 N	Chattanooga	0 1						
130 A	St. John's (NY)	0 8	162 N	Western Mich.	2 4						
252 N	Wagner	6 9	160 N	Villanova	7 10						
130 A	St. John's (NY)	1 7	157 N	Penn St.	3 11						

Non-Div. I Games:

Holy Cross



Average RPI Win: 266		WON-LOST	WINNING	LAST 10	STRENGTH OF		OPP. STRENGTH	TEAM	ADJ		CONF.	ADJ CONF.	
Average RPI Loss: 165		RECORD	PCT. RANK	GAMES	SCHEDULE		OF SCHEDULE	RPI	RPI		RPI	RPI	
DIV. I ONLY		1-15-0	.0625	292	1-9-0		178	280	282	.35412	281	30	30
DIV. I NON-CONF.		1-15-0	.0625	290	1-9-0		183	283	284	.35412	283	30	30
TOTALS		RPI 1-25	RPI 26-50		W-L RECORDS		RPI 51-100		RPI 101-150		RPI 150+		
1-15-0	0-0-0	0-0-0		OVERALL		0-0-0		0-10-0		1-5-0			
0-0-0	0-0-0	0-0-0		HOME		0-0-0		0-0-0		0-0-0			
0-6-0	0-0-0	0-0-0		AWAY		0-0-0		0-5-0		0-1-0			
1-9-0	0-0-0	0-0-0		NEUTRAL		0-0-0		0-5-0		1-4-0			
1-15-0	0-0-0	0-0-0		NON-CONFERENCE		0-0-0		0-10-0		1-5-0			
0-0-0	0-0-0	0-0-0		HOME		0-0-0		0-0-0		0-0-0			
0-6-0	0-0-0	0-0-		AWAY		0-0-0		0-5-0		0-1-0			
1-9-0	0-0-0	0-0-0		NEUTRAL		0-0-0		0-5-0		1-4-0			
0-0-0	0-0-0	0-0-0		CONFERENCE		0-0-0		0-0-0		0-0-0			
0-0-0	0-0-0	0-0-0		HOME		0-0-0		0-0-0		0-0-0			
0-0-0	0-0-0	0-0-0		AWAY		0-0-0		0-0-0		0-0-0			
0-0-0	0-0-0	0-0-0		NEUTRAL		0-0-0		0-0-0		0-0-0			
RPI	S	Opponent	Score	RPI	S	Opponent	Score	RPI	S	Opponent	Score		
								107	N	Eastern Ky.	4 12		
								107	N	Eastern Ky.	9 11		
								111	N	DePaul	3 10		
								111	N	DePaul	5 11		
								117	A	George Washington	5 13		
								117	A	George Washington	8 10		
								139	A	Hawaii	6 9		
								139	A	Hawaii	1 4		
								139	A	Hawaii	2 7		
								141	N	New Mexico	0 10		
								177	A	UNCW	2 7		
								258	N	UMBC	0 4		
								258	N	UMBC	0 8		
								266	N	Youngstown St.	2 1		
								266	N	Youngstown St.	0 4		
								293	N	Cornell	5 9		
LAST 10 GAMES													
								139	A	Hawaii	6 9		
								107	N	Eastern Ky.	9 11		
								266	N	Youngstown St.	0 4		
								107	N	Eastern Ky.	4 12		
								177	A	UNCW	2 7		
								266	N	Youngstown St.	2 1		
								293	N	Cornell	5 9		
								117	A	George Washington	5 13		
								258	N	UMBC	0 4		
								258	N	UMBC	0 8		

Non-Div. I Games:

Canisius

Average RPI Win: 287		WON-LOST	WINNING	LAST 10	STRENGTH OF		OPP. STRENGTH	TEAM	ADJ	CONF.	ADJ CONF.
Average RPI Loss: 173		RECORD	PCT. RANK	GAMES	SCHEDULE		OF SCHEDULE	RPI	RPI	RPI	RPI
DIV. I ONLY		2-14-0	.125	278	2-8-0		236	269	283	.35336	282
DIV. I NON-CONF.		2-14-0	.125	273	2-8-0		234	273	285	.35336	284
TOTALS		RPI 1-25	RPI 26-50		W-L RECORDS		RPI 51-100		RPI 101-150		RPI 150+
2-14-0	0-0-0	0-0-0		OVERALL		0-3-0		0-3-0		2-8-0	
0-4-0	0-0-0	0-0-0		HOME		0-0-0		0-0-0		0-4-0	
0-1-0	0-0-0	0-0-0		AWAY		0-0-0		0-1-0		0-0-0	
2-9-0	0-0-0	0-0-0		NEUTRAL		0-3-0		0-2-0		2-4-0	
2-14-0	0-0-0	0-0-0		NON-CONFERENCE		0-3-0		0-3-0		2-8-0	
0-4-0	0-0-0	0-0-0		HOME		0-0-0		0-0-0		0-4-0	
0-1-0	0-0-0	0-0-0		AWAY		0-0-0		0-1-0		0-0-0	
2-9-0	0-0-0	0-0-0		NEUTRAL		0-3-0		0-2-0		2-4-0	
0-0-0	0-0-0	0-0-0		CONFERENCE		0-0-0		0-0-0		0-0-0	
0-0-0	0-0-0	0-0-0		HOME		0-0-0		0-0-0		0-0-0	
0-0-0	0-0-0	0-0-0		AWAY		0-0-0		0-0-0		0-0-0	
0-0-0	0-0-0	0-0-0		NEUTRAL		0-0-0		0-0-0		0-0-0	
RPI S	Opponent	Score	RPI S	Opponent	Score	RPI S	Opponent	Score	RPI S	Opponent	Score
						89 N	Bradley	3 11	105 N	South Alabama	1 8
						96 N	Purdue	1 10	128 N	UT Martin	0 11
						96 N	Purdue	0 5	144 A	Ga. Southern	1 4
									186 N	Tennessee St.	4 9
									193 N	Winthrop	1 6
									193 N	Winthrop	1 7
									196 N	Saint Francis (PA)	1 7
									232 H	Presbyterian	4 5
									253 H	Alabama A&M	0 1
									253 H	Alabama A&M	6 10
									253 H	Alabama A&M	6 9
									279 N	Jackson St.	9 4
									294 N	Grambling	8 3
LAST 10 GAMES						253 H	Alabama A&M	0 1			
						186 N	Tennessee St.	4 9	294 N	Grambling	8 3
						279 N	Jackson St.	9 4	89 N	Bradley	3 11
						96 N	Purdue	1 10	105 N	South Alabama	1 8
						96 N	Purdue	0 5	253 H	Alabama A&M	6 9

Non-Div. I Games:

Savannah St.

Average RPI Win: 189		WON-LOST	WINNING	LAST 10	STRENGTH OF	OPP. STRENGTH	TEAM	ADJ	CONF.	ADJ CONF.						
Average RPI Loss: 190		RECORD	PCT. RANK	GAMES	SCHEDULE	OF SCHEDULE	RPI	RPI	RPI	RPI						
DIV. I ONLY		1-12-0	.07692	288	1-9-0	180	288	281	.35242	283	30	30				
DIV. I NON-CONF.		1-12-0	.07692	286	1-9-0	186	290	283	.35242	285	30	30				
<hr/>																
TOTALS		RPI 1-25		RPI 26-50		W-L RECORDS		RPI 51-100		RPI 101-150		RPI 150+				
1-12-0		0-0-0		0-0-0		OVERALL		0-1-0		0-4-0		1-7-0				
0-0-0		0-0-0		0-0-0		HOME		0-0-0		0-0-0		0-0-0				
0-6-0		0-0-0		0-0-0		AWAY		0-1-0		0-3-0		0-2-0				
1-6-0		0-0-0		0-0-0		NEUTRAL		0-0-0		0-1-0		1-5-0				
1-12-0		0-0-0		0-0-0		NON-CONFERENCE		0-1-0		0-4-0		1-7-0				
0-0-0		0-0-0		0-0-0		HOME		0-0-0		0-0-0		0-0-0				
0-6-0		0-0-0		0-0-		AWAY		0-1-0		0-3-0		0-2-0				
1-6-0		0-0-0		0-0-0		NEUTRAL		0-0-0		0-1-0		1-5-0				
0-0-0		0-0-0		0-0-0		CONFERENCE		0-0-0		0-0-0		0-0-0				
0-0-0		0-0-0		0-0-0		HOME		0-0-0		0-0-0		0-0-0				
0-0-0		0-0-0		0-0-0		AWAY		0-0-0		0-0-0		0-0-0				
0-0-0		0-0-0		0-0-0		NEUTRAL		0-0-0		0-0-0		0-0-0				
RPI	S	Opponent		Score	RPI	S	Opponent		Score	RPI	S	Opponent		Score		
							60	A	UNC Greensboro	2	3	102	N	Longwood	1	10
												148	A	San Jose St.	1	8
												148	A	San Jose St.	1	2
												148	A	San Jose St.	2	4
												163	N	Hofstra	1	13
												189	N	UMass Lowell	7	1
												189	N	UMass Lowell	4	12
												251	A	Hampton	3	7
												259	N	Northern Ky.	1	5
												259	N	Northern Ky.	2	3
												268	A	Norfolk St.	2	6
												287	N	Morgan St.	1	2
<hr/>																
LAST 10 GAMES																
		259	N	Northern Ky.	2	3		148	A	San Jose St.	2	4				
		148	A	San Jose St.	1	2		287	N	Morgan St.	1	2				
		189	N	UMass Lowell	7	1		268	A	Norfolk St.	2	6				
		148	A	San Jose St.	1	8		251	A	Hampton	3	7				
		189	N	UMass Lowell	4	12		163	N	Hofstra	1	13				

Non-Div. I Games:

Iona

Average RPI Win:		216	WON-LOST RECORD		WINNING PCT. RANK		LAST 10 GAMES		STRENGTH OF SCHEDULE		OPP. STRENGTH OF SCHEDULE		TEAM RPI		ADJ RPI		CONF. RPI		ADJ CONF. RPI		
DIV. I ONLY			2-18-0		.1	285	2-8-0		265		137		286		.34891		284	19		19	
DIV. I NON-CONF.			2-14-0		.125	273	2-5-0		238		161		281		.368		278	18		18	
TOTALS		RPI 1-25		RPI 26-50		W-L RECORDS		RPI 51-100		RPI 101-150		RPI 150+									
2-18-0		0-1-0		0-1-0		OVERALL		0-2-0		0-5-0		2-9-0									
1-2-0		0-0-0		0-0-0		HOME		0-0-0		0-0-0		1-2-0									
0-7-0		0-1-0		0-1-0		AWAY		0-0-0		0-3-0		0-2-0									
1-9-0		0-0-0		0-0-0		NEUTRAL		0-2-0		0-2-0		1-5-0									
2-14-0		0-1-0		0-1-0		NON-CONFERENCE		0-2-0		0-2-0		2-8-0									
1-2-0		0-0-0		0-0-0		HOME		0-0-0		0-0-0		1-2-0									
0-4-0		0-1-0		0-0-		AWAY		0-0-0		0-0-0		0-2-0									
1-8-0		0-0-0		0-0-0		NEUTRAL		0-2-0		0-2-0		1-4-0									
0-4-0		0-0-0		0-0-0		CONFERENCE		0-0-0		0-3-0		0-1-0									
0-0-0		0-0-0		0-0-0		HOME		0-0-0		0-0-0		0-0-0									
0-3-0		0-0-0		0-0-0		AWAY		0-0-0		0-3-0		0-0-0									
0-1-0		0-0-0		0-0-0		NEUTRAL		0-0-0		0-0-0		0-1-0									
RPI	S	Opponent		Score		RPI	S	Opponent		Score		RPI	S	Opponent		Score					
18	A	Louisiana		0	11	42	A	Houston		0	16	69	N	California		0	7				
												70	N	Troy		0	9				
														140 A McNeese		2	7				
														140 A McNeese		1	7				
														140 A McNeese		0	1				
														145 N Kennesaw St.		4	5				
														145 N Kennesaw St.		2	5				
														153 N Furman		4	7				
														161 A Northern Ill.		0	3				
														161 H Northern Ill.		0	1				
														162 N Western Mich.		0	2				
														183 N Bethune-Cookman		4	0				
														212 A Binghamton		0	1				
														233 N Fordham		1	7				
														233 N Fordham		2	10				
														235 N A&M-Corpus Christi		2	6				
														249 H Texas Southern		6	5				
														249 H Texas Southern		3	4				
						LAST 10 GAMES															
						140	A	McNeese		1	7	212	A	Binghamton		0	1				
						249	H	Texas Southern		6	5	153	N	Furman		4	7				
						140	A	McNeese		0	1	70	N	Troy		0	9				
						140	A	McNeese		2	7	183	N	Bethune-Cookman		4	0				
						249	H	Texas Southern		3	4	162	N	Western Mich.		0	2				

Non-Div. I Games:

Incarnate Word

H  
o  
w  
a  
r  
d

Howard

Average RPI Win:	292	WON-LOST RECORD	WINNING PCT. RANK	LAST 10 GAMES	STRENGTH OF SCHEDULE	OPP. STRENGTH OF SCHEDULE	TEAM RPI	ADJ RPI	CONF. RPI	ADJ CONF. RPI	
Average RPI Loss:	190										
DIV. I ONLY	1-8-0	.11111	283	1-8-0	233	279	285	.34791	286	32	32
DIV. I NON-CONF.	1-8-0	.11111	279	1-8-0	229	282	286	.34791	286	32	32
<hr/>											
TOTALS	RPI 1-25	RPI 26-50		W-L RECORDS	RPI 51-100		RPI 101-150		RPI 150+		
1-8-0	0-0-0	0-1-0		OVERALL	0-1-0		0-0-0		1-6-0		
0-0-0	0-0-0	0-0-0		HOME	0-0-0		0-0-0		0-0-0		
0-5-0	0-0-0	0-0-0		AWAY	0-0-0		0-0-0		0-5-0		
1-3-0	0-0-0	0-1-0		NEUTRAL	0-1-0		0-0-0		1-1-0		
<hr/>											
1-8-0	0-0-0	0-1-0		NON-CONFERENCE	0-1-0		0-0-0		1-6-0		
0-0-0	0-0-0	0-0-0		HOME	0-0-0		0-0-0		0-0-0		
0-5-0	0-0-0	0-0-		AWAY	0-0-0		0-0-0		0-5-0		
1-3-0	0-0-0	0-1-0		NEUTRAL	0-1-0		0-0-0		1-1-0		
<hr/>											
0-0-0	0-0-0	0-0-0		CONFERENCE	0-0-0		0-0-0		0-0-0		
0-0-0	0-0-0	0-0-0		HOME	0-0-0		0-0-0		0-0-0		
0-0-0	0-0-0	0-0-0		AWAY	0-0-0		0-0-0		0-0-0		
0-0-0	0-0-0	0-0-0		NEUTRAL	0-0-0		0-0-0		0-0-0		
<hr/>											
RPI	S	Opponent	Score	RPI	S	Opponent	Score	RPI	S	Opponent	Score
				46	N	Missouri St.	0 13	74	N	Southeast Mo. St.	5 11
								221	A	Central Ark.	0 17
								225	A	Delaware	2 5
								225	A	Delaware	0 1
								227	N	La.-Monroe	2 10
								251	A	Hampton	0 8
								251	A	Hampton	2 11
								292	N	Ark.-Pine Bluff	5 1
<hr/>											
LAST 10 GAMES											
				225	A	Delaware	2 5	251	A	Hampton	2 11
				225	A	Delaware	0 1	251	A	Hampton	0 8
				74	N	Southeast Mo. St.	5 11	227	N	La.-Monroe	2 10
				221	A	Central Ark.	0 17	46	N	Missouri St.	0 13
				292	N	Ark.-Pine Bluff	5 1				

Non-Div. I Games:

Coppin St.

Average RPI Win: 272		WON-LOST RECORD		WINNING PCT. RANK		LAST 10 GAMES		STRENGTH OF SCHEDULE		OPP. STRENGTH OF SCHEDULE		TEAM RPI		ADJ RPI		CONF. RPI		ADJ CONF. RPI				
Average RPI Loss: 166																						
DIV. I ONLY		6-15-0		.28571 239		5-5-0		292		239		287		.34346 287		32		32				
DIV. I NON-CONF.		2-15-0		.11765 275		2-5-0		272		156		288		.34696 287		32		32				
TOTALS		RPI 1-25		RPI 26-50		W-L RECORDS		RPI 51-100		RPI 101-150		RPI 150+										
6-15-0		0-2-0		0-0-0		OVERALL		0-1-0		0-3-0		6-9-0										
2-0-0		0-0-0		0-0-0		HOME		0-0-0		0-0-0		2-0-0										
0-3-0		0-1-0		0-0-0		AWAY		0-0-0		0-0-0		0-2-0										
4-12-0		0-1-0		0-0-0		NEUTRAL		0-1-0		0-3-0		4-7-0										
2-15-0		0-2-0		0-0-0		NON-CONFERENCE		0-1-0		0-3-0		2-9-0										
0-0-0		0-0-0		0-0-0		HOME		0-0-0		0-0-0		0-0-0										
0-3-0		0-1-0		0-0-		AWAY		0-0-0		0-0-0		0-2-0										
2-12-0		0-1-0		0-0-0		NEUTRAL		0-1-0		0-3-0		2-7-0										
4-0-0		0-0-0		0-0-0		CONFERENCE		0-0-0		0-0-0		4-0-0										
2-0-0		0-0-0		0-0-0		HOME		0-0-0		0-0-0		2-0-0										
0-0-0		0-0-0		0-0-0		AWAY		0-0-0		0-0-0		0-0-0										
2-0-0		0-0-0		0-0-0		NEUTRAL		0-0-0		0-0-0		2-0-0										
RPI	S	Opponent		Score		RPI	S	Opponent		Score		RPI	S	Opponent		Score						
21	N	Notre Dame		1	4							94	N	Iowa		0	3	120	N	Rutgers	0	8
23	A	James Madison		1	15													132	N	UAB	1	6
																		132	N	UAB	0	4
																		151	N	Saint Joseph's	4	13
																		163	N	Hofstra	12	6
																		174	N	ETSU	0	13
																		212	N	Binghamton	5	13
																		232	A	Presbyterian	2	5
																		232	A	Presbyterian	2	9
																		233	N	Fordham	6	8
																		241	N	Akron	0	5
																		241	N	Akron	11	12
																		245	N	Mt. St. Mary's	4	12
																		283	N	Iona	2	1
																		296	H	South Carolina St.	12	4
																		296	H	South Carolina St.	12	4
																		296	N	South Carolina St.	11	3
																		296	N	South Carolina St.	8	0
LAST 10 GAMES																						
				296	H	South Carolina St.	12	4				296	N	South Carolina St.	8	0						
				212	N	Binghamton	5	13				296	H	South Carolina St.	12	4						
				23	A	James Madison	1	15				283	N	Iona	2	1						
				120	N	Rutgers	0	8				296	N	South Carolina St.	11	3						
				151	N	Saint Joseph's	4	13				163	N	Hofstra	12	6						

Non-Div. I Games:

Morgan St.

Average RPI Win:	227	WON-LOST RECORD	WINNING PCT. RANK	LAST 10 GAMES	STRENGTH OF SCHEDULE	OPP. STRENGTH OF SCHEDULE	TEAM RPI	ADJ RPI	CONF. RPI	ADJ CONF. RPI	
DIV. I ONLY		2-16-0	.11111 283	1-9-0	262	262	288	.33488 288	23	23	
DIV. I NON-CONF.		2-16-0	.11111 279	1-9-0	265	267	290	.33488 290	23	23	
<hr/>											
TOTALS	RPI 1-25	RPI 26-50		W-L RECORDS		RPI 51-100		RPI 101-150		RPI 150+	
2-16-0	0-0-0	0-2-0		OVERALL		0-1-0		0-2-0		2-11-0	
0-2-0	0-0-0	0-0-0		HOME		0-0-0		0-0-0		0-2-0	
0-8-0	0-0-0	0-1-0		AWAY		0-0-0		0-2-0		0-5-0	
2-6-0	0-0-0	0-1-0		NEUTRAL		0-1-0		0-0-0		2-4-0	
2-16-0	0-0-0	0-2-0		NON-CONFERENCE		0-1-0		0-2-0		2-11-0	
0-2-0	0-0-0	0-0-0		HOME		0-0-0		0-0-0		0-2-0	
0-8-0	0-0-0	0-0-		AWAY		0-0-0		0-2-0		0-5-0	
2-6-0	0-0-0	0-1-0		NEUTRAL		0-1-0		0-0-0		2-4-0	
0-0-0	0-0-0	0-0-0		CONFERENCE		0-0-0		0-0-0		0-0-0	
0-0-0	0-0-0	0-0-0		HOME		0-0-0		0-0-0		0-0-0	
0-0-0	0-0-0	0-0-0		AWAY		0-0-0		0-0-0		0-0-0	
0-0-0	0-0-0	0-0-0		NEUTRAL		0-0-0		0-0-0		0-0-0	
<hr/>											
RPI S	Opponent	Score	RPI S	Opponent	Score	RPI S	Opponent	Score	RPI S	Opponent	Score
36	A UNLV	3 11	84	N Long Beach St.	5 10	108	A UC Riverside	2 4	108	A UC Riverside	2 11
43	N Baylor	1 5				195	N North Dakota	7 6	205	A California Baptist	0 9
						205	A California Baptist	7 8	209	N Seton Hall	1 2
						214	A San Diego	2 4	214	A San Diego	1 12
						214	A San Diego	2 7	246	N CSU Bakersfield	5 11
						254	H Utah Valley	6 12	254	H Utah Valley	6 13
						254	N Utah Valley	3 10	259	N Northern Ky.	4 5
						259	N Northern Ky.	4 3			
<hr/>											
LAST 10 GAMES											
205	A California Baptist	0 9	205	A California Baptist	7 8						
254	H Utah Valley	6 13	108	A UC Riverside	2 11						
214	A San Diego	2 4	259	N Northern Ky.	4 5						
108	A UC Riverside	2 4	254	H Utah Valley	6 12						
259	N Northern Ky.	4 3	43	N Baylor	1 5						

**Non-Div. I Games:**

Southern Utah



Average RPI Win: 280		WON-LOST	WINNING	LAST 10	STRENGTH OF		OPP. STRENGTH	TEAM	ADJ		CONF.	ADJ CONF.	
Average RPI Loss: 220		RECORD	PCT. RANK	GAMES	SCHEDULE		OF SCHEDULE	RPI	RPI		RPI	RPI	
DIV. I ONLY		2-14-0	.125	278	1-9-0		260	295	289	.32535	289	32	32
DIV. I NON-CONF.		1-13-0	.07143	288	1-8-0		268	294	294	.31053	295	32	32
TOTALS		RPI 1-25	RPI 26-50		W-L RECORDS		RPI 51-100		RPI 101-150		RPI 150+		
2-14-0	0-0-0	0-0-0		OVERALL		0-1-0		0-0-0		2-13-0			
0-0-0	0-0-0	0-0-0		HOME		0-0-0		0-0-0		0-0-0			
0-4-0	0-0-0	0-0-0		AWAY		0-1-0		0-0-0		0-3-0			
2-10-0	0-0-0	0-0-0		NEUTRAL		0-0-0		0-0-0		2-10-0			
1-13-0	0-0-0	0-0-0		NON-CONFERENCE		0-1-0		0-0-0		1-12-0			
0-0-0	0-0-0	0-0-0		HOME		0-0-0		0-0-0		0-0-0			
0-4-0	0-0-0	0-0-		AWAY		0-1-0		0-0-0		0-3-0			
1-9-0	0-0-0	0-0-0		NEUTRAL		0-0-0		0-0-0		1-9-0			
1-1-0	0-0-0	0-0-0		CONFERENCE		0-0-0		0-0-0		1-1-0			
0-0-0	0-0-0	0-0-0		HOME		0-0-0		0-0-0		0-0-0			
0-0-0	0-0-0	0-0-0		AWAY		0-0-0		0-0-0		0-0-0			
1-1-0	0-0-0	0-0-0		NEUTRAL		0-0-0		0-0-0		1-1-0			
RPI	S	Opponent	Score	RPI	S	Opponent	Score	RPI	S	Opponent	Score		
				100 A Liberty 0 20				168 N Bucknell 4 11					
								186 N Tennessee St. 7 8					
								191 N Valparaiso 1 12					
								194 A Prairie View 4 5					
								194 N Prairie View 1 4					
								208 N Alabama St. 5 9					
								240 N Robert Morris 1 7					
								243 N Wright St. 2 4					
								251 A Hampton 0 9					
								251 A Hampton 3 5					
								268 N Norfolk St. 4 3					
								278 N N.C. Central 2 7					
								279 N Jackson St. 1 9					
								291 N Saint Peter's 5 6					
								291 N Saint Peter's 6 5					
LAST 10 GAMES													
279 N Jackson St. 1 9				186 N Tennessee St. 7 8									
194 N Prairie View 1 4				243 N Wright St. 2 4									
251 A Hampton 0 9				268 N Norfolk St. 4 3									
251 A Hampton 3 5				194 A Prairie View 4 5									
168 N Bucknell 4 11				208 N Alabama St. 5 9									

Non-Div. I Games:

Delaware St.

Average RPI Win: 264		WON-LOST RECORD		WINNING PCT. RANK		LAST 10 GAMES		STRENGTH OF SCHEDULE		OPP. STRENGTH OF SCHEDULE		TEAM RPI		ADJ RPI		CONF. RPI		ADJ CONF. RPI	
DIV. I ONLY		2-12-0		.14286 274		2-8-0		277		268		290		.31997 290		26		26	
DIV. I NON-CONF.		2-12-0		.14286 270		2-8-0		283		271		291		.31997 291		26		26	
TOTALS		RPI 1-25		RPI 26-50		W-L RECORDS		RPI 51-100		RPI 101-150		RPI 150+							
2-12-0		0-0-0		0-0-0		OVERALL		0-2-0		0-2-0		2-8-0							
0-0-0		0-0-0		0-0-0		HOME		0-0-0		0-0-0		0-0-0							
0-5-0		0-0-0		0-0-0		AWAY		0-0-0		0-1-0		0-4-0							
2-7-0		0-0-0		0-0-0		NEUTRAL		0-2-0		0-1-0		2-4-0							
2-12-0		0-0-0		0-0-0		NON-CONFERENCE		0-2-0		0-2-0		2-8-0							
0-0-0		0-0-0		0-0-0		HOME		0-0-0		0-0-0		0-0-0							
0-5-0		0-0-0		0-0-		AWAY		0-0-0		0-1-0		0-4-0							
2-7-0		0-0-0		0-0-0		NEUTRAL		0-2-0		0-1-0		2-4-0							
0-0-0		0-0-0		0-0-0		CONFERENCE		0-0-0		0-0-0		0-0-0							
0-0-0		0-0-0		0-0-0		HOME		0-0-0		0-0-0		0-0-0							
0-0-0		0-0-0		0-0-0		AWAY		0-0-0		0-0-0		0-0-0							
0-0-0		0-0-0		0-0-0		NEUTRAL		0-0-0		0-0-0		0-0-0							
RPI	S	Opponent		Score	RPI	S	Opponent		Score	RPI	S	Opponent		Score					
							69	N	California	0	12		110	N	Utah	1	14		
							69	N	California	0	8		139	A	Hawaii	2	11		
													181	N	Bowling Green	0	21		
													181	N	Bowling Green	2	10		
													245	N	Mt. St. Mary's	4	6		
													251	A	Hampton	7	8		
													264	N	Niagara	3	1		
													264	N	Niagara	2	1		
													268	A	Norfolk St.	1	5		
													275	A	Morehead St.	7	10		
													275	A	Morehead St.	5	6		
													277	N	Central Conn. St.	0	9		
LAST 10 GAMES																			
							181	N	Bowling Green	0	21		181	N	Bowling Green	2	10		
							277	N	Central Conn. St.	0	9		110	N	Utah	1	14		
							268	A	Norfolk St.	1	5		264	N	Niagara	2	1		
							275	A	Morehead St.	7	10		69	N	California	0	12		
							275	A	Morehead St.	5	6		264	N	Niagara	3	1		

Non-Div. I Games:

St. Bonaventure

Average RPI Win: 211		WON-LOST	WINNING	LAST 10	STRENGTH OF	OPP. STRENGTH	TEAM	ADJ	CONF.	ADJ CONF.						
Average RPI Loss: 231		RECORD	PCT. RANK	GAMES	SCHEDULE	OF SCHEDULE	RPI	RPI	RPI	RPI						
DIV. I ONLY		3-14-0	.17647	266	2-8-0	283	278	291	.31342	291	30	30				
DIV. I NON-CONF.		3-13-0	.1875	262	2-8-0	289	280	292	.31394	292	30	30				
<hr/>																
TOTALS		RPI 1-25		RPI 26-50		W-L RECORDS		RPI 51-100		RPI 101-150		RPI 150+				
3-14-0		0-0-0		0-0-0		OVERALL		1-1-0		0-0-0		2-13-0				
0-1-0		0-0-0		0-0-0		HOME		0-0-0		0-0-0		0-1-0				
2-4-0		0-0-0		0-0-0		AWAY		1-0-0		0-0-0		1-4-0				
1-9-0		0-0-0		0-0-0		NEUTRAL		0-1-0		0-0-0		1-8-0				
3-13-0		0-0-0		0-0-0		NON-CONFERENCE		1-1-0		0-0-0		2-12-0				
0-0-0		0-0-0		0-0-0		HOME		0-0-0		0-0-0		0-0-0				
2-4-0		0-0-0		0-0-		AWAY		1-0-0		0-0-0		1-4-0				
1-9-0		0-0-0		0-0-0		NEUTRAL		0-1-0		0-0-0		1-8-0				
0-1-0		0-0-0		0-0-0		CONFERENCE		0-0-0		0-0-0		0-1-0				
0-1-0		0-0-0		0-0-0		HOME		0-0-0		0-0-0		0-1-0				
0-0-0		0-0-0		0-0-0		AWAY		0-0-0		0-0-0		0-0-0				
0-0-0		0-0-0		0-0-0		NEUTRAL		0-0-0		0-0-0		0-0-0				
RPI	S	Opponent		Score	RPI	S	Opponent		Score	RPI	S	Opponent		Score		
							60	A	UNC Greensboro	4	2					
							99	N	Towson	2	10					
										160	N	Villanova	1	12		
										187	N	Sacred Heart	0	8		
										209	A	Seton Hall	0	6		
										218	H	Marist	3	13		
										223	N	Rhode Island	0	8		
										225	N	Delaware	3	4		
										251	A	Hampton	3	7		
										265	N	Bryant	1	8		
										271	N	Drexel	0	10		
										274	A	N.C. A&T	3	8		
										278	N	N.C. Central	0	9		
										285	A	Howard	3	5		
										285	A	Howard	7	3		
										289	N	Delaware St.	5	6		
										289	N	Delaware St.	6	5		
<hr/>																
LAST 10 GAMES																
							218	H	Marist	3	13	209	A	Seton Hall	0	6
							285	A	Howard	7	3	160	N	Villanova	1	12
							265	N	Bryant	1	8	285	A	Howard	3	5
							271	N	Drexel	0	10	225	N	Delaware	3	4
							223	N	Rhode Island	0	8	99	N	Towson	2	10

Non-Div. I Games:

Saint Peter's

Average RPI Win:	0	WON-LOST	WINNING	LAST 10	STRENGTH OF	OPP. STRENGTH	TEAM	ADJ	CONF.	ADJ CONF.	
Average RPI Loss:	198	RECORD	PCT. RANK	GAMES	SCHEDULE	OF SCHEDULE	RPI	RPI	RPI	RPI	
DIV. I ONLY	0-17-0	0	295	0-10-0	248	282	293	.31334	292	31	31
DIV. I NON-CONF.	0-14-0	0	293	0-7-0	263	264	295	.31145	294	31	31
<hr/>											
TOTALS	RPI 1-25	RPI 26-50		W-L RECORDS		RPI 51-100		RPI 101-150		RPI 150+	
0-17-0	0-0-0	0-1-0		OVERALL		0-1-0		0-0-0		0-15-0	
0-0-0	0-0-0	0-0-0		HOME		0-0-0		0-0-0		0-0-0	
0-9-0	0-0-0	0-0-0		AWAY		0-1-0		0-0-0		0-8-0	
0-8-0	0-0-0	0-1-0		NEUTRAL		0-0-0		0-0-0		0-7-0	
0-14-0	0-0-0	0-1-0		NON-CONFERENCE		0-1-0		0-0-0		0-12-0	
0-0-0	0-0-0	0-0-0		HOME		0-0-0		0-0-0		0-0-0	
0-6-0	0-0-0	0-0-		AWAY		0-1-0		0-0-0		0-5-0	
0-8-0	0-0-0	0-1-0		NEUTRAL		0-0-0		0-0-0		0-7-0	
0-3-0	0-0-0	0-0-0		CONFERENCE		0-0-0		0-0-0		0-3-0	
0-0-0	0-0-0	0-0-0		HOME		0-0-0		0-0-0		0-0-0	
0-3-0	0-0-0	0-0-0		AWAY		0-0-0		0-0-0		0-3-0	
0-0-0	0-0-0	0-0-0		NEUTRAL		0-0-0		0-0-0		0-0-0	
RPI	S	Opponent	Score	RPI	S	Opponent	Score	RPI	S	Opponent	Score
				46	N	Missouri St.	2 11	72	A	North Texas	1 9
								156	A	Northwestern St.	0 4
								156	A	Northwestern St.	1 10
								175	N	Creighton	0 10
								175	N	Creighton	0 9
								209	N	Seton Hall	2 7
								220	N	Houston Baptist	2 9
								220	N	Houston Baptist	0 4
								221	A	Central Ark.	6 15
								221	A	Central Ark.	2 3
								221	A	Central Ark.	0 8
								227	N	La.-Monroe	2 12
								253	A	Alabama A&M	2 10
								253	A	Alabama A&M	3 4
								253	A	Alabama A&M	4 6
								286	N	Coppin St.	1 5
				LAST 10 GAMES							
				286	N	Coppin St.	1 5	227	N	La.-Monroe	2 12
				46	N	Missouri St.	2 11	253	A	Alabama A&M	4 6
				221	A	Central Ark.	6 15	253	A	Alabama A&M	3 4
				253	A	Alabama A&M	2 10	156	A	Northwestern St.	1 10
				221	A	Central Ark.	0 8	156	A	Northwestern St.	0 4

Non-Div. I Games:

Ark.-Pine Bluff

Average RPI Win: 281		WON-LOST	WINNING	LAST 10	STRENGTH OF		OPP. STRENGTH	TEAM	ADJ		CONF.	ADJ CONF.		
Average RPI Loss: 214		RECORD	PCT. RANK	GAMES	SCHEDULE		OF SCHEDULE	RPI	RPI		RPI	RPI		
DIV. I ONLY		1-13-0	.07143	291	1-9-0		267	293	292	.31197	293	28	28	
DIV. I NON-CONF.		1-13-0	.07143	288	1-9-0		270	292	293	.31197	293	28	28	
TOTALS		RPI 1-25		RPI 26-50		W-L RECORDS		RPI 51-100		RPI 101-150		RPI 150+		
1-13-0		0-0-0		0-0-0		OVERALL		0-0-0		0-2-0		1-11-0		
0-0-0		0-0-0		0-0-0		HOME		0-0-0		0-0-0		0-0-0		
0-1-0		0-0-0		0-0-0		AWAY		0-0-0		0-0-0		0-1-0		
1-12-0		0-0-0		0-0-0		NEUTRAL		0-0-0		0-2-0		1-10-0		
1-13-0		0-0-0		0-0-0		NON-CONFERENCE		0-0-0		0-2-0		1-11-0		
0-0-0		0-0-0		0-0-0		HOME		0-0-0		0-0-0		0-0-0		
0-1-0		0-0-0		0-0-		AWAY		0-0-0		0-0-0		0-1-0		
1-12-0		0-0-0		0-0-0		NEUTRAL		0-0-0		0-2-0		1-10-0		
0-0-0		0-0-0		0-0-0		CONFERENCE		0-0-0		0-0-0		0-0-0		
0-0-0		0-0-0		0-0-0		HOME		0-0-0		0-0-0		0-0-0		
0-0-0		0-0-0		0-0-0		AWAY		0-0-0		0-0-0		0-0-0		
0-0-0		0-0-0		0-0-0		NEUTRAL		0-0-0		0-0-0		0-0-0		
RPI	S	Opponent		Score	RPI	S	Opponent		Score	RPI	S	Opponent		Score
										124	N	East Carolina	1	11
										124	N	East Carolina	0	10
										178	N	South Dakota	0	6
										187	N	Sacred Heart	4	7
										187	N	Sacred Heart	2	4
										215	A	George Mason	1	6
										242	N	Detroit Mercy	0	5
										244	N	Manhattan	1	8
										244	N	Manhattan	9	11
										244	N	Manhattan	2	6
										258	N	UMBC	0	10
										270	N	Siena	2	10
										271	N	Drexel	0	11
										281	N	Canisius	9	5
LAST 10 GAMES														
										187	N	Sacred Heart	4	7
										124	N	East Carolina	1	11
										187	N	Sacred Heart	2	4
										215	A	George Mason	1	6
										281	N	Canisius	9	5
										124	N	East Carolina	0	10
										244	N	Manhattan	1	8
										258	N	UMBC	0	10
										244	N	Manhattan	2	6
										242	N	Detroit Mercy	0	5

Non-Div. I Games:

Cornell

Average RPI Win: 259		WON-LOST RECORD		WINNING PCT. RANK		LAST 10 GAMES		STRENGTH OF SCHEDULE		OPP. STRENGTH OF SCHEDULE		TEAM RPI		ADJ RPI		CONF. RPI		ADJ CONF. RPI	
DIV. I ONLY		2-9-0		.18182 264		3-7-0		291		272		294		.30312 294		31		31	
DIV. I NON-CONF.		2-2-0		.5 130		2-2-0		295		277		270		.37482 275		31		31	
TOTALS		RPI 1-25		RPI 26-50		W-L RECORDS		RPI 51-100		RPI 101-150		RPI 150+							
2-9-0		0-0-0		0-0-0		OVERALL		0-0-0		0-0-0		2-9-0							
0-1-0		0-0-0		0-0-0		HOME		0-0-0		0-0-0		0-1-0							
1-5-0		0-0-0		0-0-0		AWAY		0-0-0		0-0-0		1-5-0							
1-3-0		0-0-0		0-0-0		NEUTRAL		0-0-0		0-0-0		1-3-0							
2-2-0		0-0-0		0-0-0		NON-CONFERENCE		0-0-0		0-0-0		2-2-0							
0-0-0		0-0-0		0-0-0		HOME		0-0-0		0-0-0		0-0-0							
1-0-0		0-0-0		0-0-		AWAY		0-0-0		0-0-0		1-0-0							
1-2-0		0-0-0		0-0-0		NEUTRAL		0-0-0		0-0-0		1-2-0							
0-7-0		0-0-0		0-0-0		CONFERENCE		0-0-0		0-0-0		0-7-0							
0-1-0		0-0-0		0-0-0		HOME		0-0-0		0-0-0		0-1-0							
0-5-0		0-0-0		0-0-0		AWAY		0-0-0		0-0-0		0-5-0							
0-1-0		0-0-0		0-0-0		NEUTRAL		0-0-0		0-0-0		0-1-0							
RPI	S	Opponent	Score	RPI	S	Opponent	Score	RPI	S	Opponent	Score	RPI	S	Opponent	Score				
												171	N	UMKC	0 7				
												208	A	Alabama St.	1 3				
												208	A	Alabama St.	1 2				
												208	A	Alabama St.	0 12				
												208	A	Alabama St.	3 5				
												208	A	Alabama St.	3 5				
												232	N	Presbyterian	2 1				
												261	H	Mississippi Val.	6 10				
												279	N	Jackson St.	3 11				
												282	N	Savannah St.	3 8				
												285	A	Howard	5 3				
LAST 10 GAMES				279 N Jackson St.				3 11	208 A Alabama St.				3 5						
285 A Howard				5 3	282 N Savannah St.				3 8										
208 A Alabama St.				0 12	261 H Mississippi Val.				6 10										
208 A Alabama St.				3 5	171 N UMKC				0 7										
208 A Alabama St.				1 2	232 N Presbyterian				2 1										
Non-Div. I Games:		Tuskegee		5 3	Texas Col.		12 0	Lincoln (MO)		7 5	Langston		12 5						
		Clark Atlanta		10 2	Texas Col.		10 1	Fort Valley St.		7 1	Lane		Grambling						

Average RPI Win:	296	WON-LOST RECORD	WINNING PCT. RANK	LAST 10 GAMES	STRENGTH OF SCHEDULE	OPP. STRENGTH OF SCHEDULE	TEAM RPI	ADJ RPI	CONF. RPI	ADJ CONF. RPI	
Average RPI Loss:	231										
DIV. I ONLY	1-12-0	.07692	288	1-9-0	289	292	295	.28216	295	32	32
DIV. I NON-CONF.	0-9-0	0	293	0-6-0	282	272	296	.2915	296	32	32
TOTALS	RPI 1-25	RPI 26-50		W-L RECORDS		RPI 51-100		RPI 101-150		RPI 150+	
1-12-0	0-0-0	0-0-0		OVERALL		0-0-0		0-1-0		1-11-0	
0-0-0	0-0-0	0-0-0		HOME		0-0-0		0-0-0		0-0-0	
0-8-0	0-0-0	0-0-0		AWAY		0-0-0		0-1-0		0-7-0	
1-4-0	0-0-0	0-0-0		NEUTRAL		0-0-0		0-0-0		1-4-0	
0-9-0	0-0-0	0-0-0		NON-CONFERENCE		0-0-0		0-1-0		0-8-0	
0-0-0	0-0-0	0-0-0		HOME		0-0-0		0-0-0		0-0-0	
0-5-0	0-0-0	0-0-		AWAY		0-0-0		0-1-0		0-4-0	
0-4-0	0-0-0	0-0-0		NEUTRAL		0-0-0		0-0-0		0-4-0	
1-3-0	0-0-0	0-0-0		CONFERENCE		0-0-0		0-0-0		1-3-0	
0-0-0	0-0-0	0-0-0		HOME		0-0-0		0-0-0		0-0-0	
0-3-0	0-0-0	0-0-0		AWAY		0-0-0		0-0-0		0-3-0	
1-0-0	0-0-0	0-0-0		NEUTRAL		0-0-0		0-0-0		1-0-0	
RPI	S	Opponent	Score	RPI	S	Opponent	Score	RPI	S	Opponent	Score
								125	A	Gardner-Webb	1 9
								178	N	South Dakota	2 13
								200	N	Mercer	0 14
								210	N	Dayton	0 14
								243	N	Wright St.	5 8
								245	A	Mt. St. Mary's	0 5
								245	A	Mt. St. Mary's	0 11
								248	A	Charleston So.	2 10
								248	A	Charleston So.	1 5
								278	A	N.C. Central	1 6
								278	A	N.C. Central	1 10
								278	A	N.C. Central	0 8
								296	N	South Carolina St.	5 4
LAST 10 GAMES											
				200	N	Mercer	0 14	278	A	N.C. Central	1 10
				296	N	South Carolina St.	5 4	278	A	N.C. Central	0 8
				243	N	Wright St.	5 8	245	A	Mt. St. Mary's	0 11
				245	A	Mt. St. Mary's	0 5	125	A	Gardner-Webb	1 9
				278	A	N.C. Central	1 6	248	A	Charleston So.	2 10

Non-Div. I Games:

UMES

[illegible]

**Non-Div. I Games:**

South Carolina St.



Average RPI Win:	280	WON-LOST RECORD	WINNING PCT. RANK	LAST 10 GAMES	STRENGTH OF SCHEDULE	OPP. STRENGTH OF SCHEDULE	TEAM RPI	ADJ RPI	CONF. RPI	ADJ CONF. RPI	
Average RPI Loss:	245										
DIV. I ONLY	3-14-0	.17647	266	2-8-0	297	289	296	.24736	297	31	31
DIV. I NON-CONF.	2-10-0	.16667	265	1-6-0	297	291	297	.23389	297	31	31
<hr/>											
TOTALS	RPI 1-25	RPI 26-50		W-L RECORDS	RPI 51-100		RPI 101-150		RPI 150+		
3-14-0	0-0-0	0-0-0		OVERALL	0-1-0		0-0-0		3-13-0		
1-2-0	0-0-0	0-0-0		HOME	0-0-0		0-0-0		1-2-0		
1-4-0	0-0-0	0-0-0		AWAY	0-1-0		0-0-0		1-3-0		
1-8-0	0-0-0	0-0-0		NEUTRAL	0-0-0		0-0-0		1-8-0		
2-10-0	0-0-0	0-0-0		NON-CONFERENCE	0-1-0		0-0-0		2-9-0		
1-1-0	0-0-0	0-0-0		HOME	0-0-0		0-0-0		1-1-0		
0-1-0	0-0-0	0-0-		AWAY	0-1-0		0-0-0		0-0-0		
1-8-0	0-0-0	0-0-0		NEUTRAL	0-0-0		0-0-0		1-8-0		
1-4-0	0-0-0	0-0-0		CONFERENCE	0-0-0		0-0-0		1-4-0		
0-1-0	0-0-0	0-0-0		HOME	0-0-0		0-0-0		0-1-0		
1-3-0	0-0-0	0-0-0		AWAY	0-0-0		0-0-0		1-3-0		
0-0-0	0-0-0	0-0-0		NEUTRAL	0-0-0		0-0-0		0-0-0		
RPI	S	Opponent	Score	RPI	S	Opponent	Score	RPI	S	Opponent	Score

Non-Div. I Games:

Southern U.