

Average RPI Win: 68		WON-LOST	WINNING	LAST 10	STRENGTH OF		OPP. STRENGTH	TEAM	ADJ	CONF.	ADJ CONF.				
Average RPI Loss: 8		RECORD	PCT. RANK	GAMES	SCHEDULE		OF SCHEDULE	RPI	RPI	RPI	RPI				
DIV. I ONLY		57-6-0	.90476	1	6-4-0		5	13	1	.73076	1	3	2		
DIV. I NON-CONF.		37-6-0	.86047	9	5-4-0		5	7	3	.71848	4	3	2		
TOTALS		RPI 1-25	RPI 26-50		W-L RECORDS		RPI 51-100		RPI 101-150		RPI 150+				
57-6-0		21-5-0	10-1-0		OVERALL		12-0-0		9-0-0		5-0-0				
18-1-0		7-0-0	4-1-0		HOME		6-0-0		0-0-0		1-0-0				
20-0-0		8-0-0	3-0-0		AWAY		5-0-0		4-0-0		0-0-0				
19-5-0		6-5-0	3-0-0		NEUTRAL		1-0-0		5-0-0		4-0-0				
37-6-0		10-5-0	7-1-0		NON-CONFERENCE		9-0-0		6-0-0		5-0-0				
14-1-0		6-0-0	4-1-0		HOME		3-0-0		0-0-0		1-0-0				
6-0-0		0-0-0	0-0-		AWAY		5-0-0		1-0-0		0-0-0				
17-5-0		4-5-0	3-0-0		NEUTRAL		1-0-0		5-0-0		4-0-0				
20-0-0		11-0-0	3-0-0		CONFERENCE		3-0-0		3-0-0		0-0-0				
4-0-0		1-0-0	0-0-0		HOME		3-0-0		0-0-0		0-0-0				
14-0-0		8-0-0	3-0-0		AWAY		0-0-0		3-0-0		0-0-0				
2-0-0		2-0-0	0-0-0		NEUTRAL		0-0-0		0-0-0		0-0-0				
RPI S	Opponent	Score		RPI S	Opponent	Score		RPI S	Opponent	Score		RPI S	Opponent	Score	
2 N	UCLA	3	16	29 H	Wisconsin	1	2	54 H	North Texas	8	0	105 N	BYU	5	0
2 N	UCLA	4	5	29 H	Wisconsin	4	0	58 H	Baylor	16	0	131 N	Syracuse	9	1
2 N	UCLA	1	7	29 H	Wisconsin	2	0	58 H	Baylor	7	5	131 N	Syracuse	6	0
4 N	Arizona	2	1	30 H	Tulsa	10	1	58 H	Baylor	8	0	134 A	CSUN	11	0
5 N	Florida St.	4	7	37 N	Notre Dame	6	2	61 A	Wichita St.	8	0	147 N	Fla. Atlantic	4	0
6 N	Alabama	3	2	41 N	Illinois	11	1	67 A	LMU (CA)	14	0	148 A	Kansas	10	0
6 N	Alabama	7	3	42 H	Oregon St.	3	0	74 A	Grand Canyon	7	1	148 A	Kansas	5	0
6 N	Alabama	0	1	46 N	Cal St. Fullerton	9	1	74 H	Grand Canyon	1	0	148 A	Kansas	8	0
8 A	Texas	3	1	48 A	Iowa St.	14	0	85 H	McNeese	6	1	149 N	Hofstra	17	3
8 A	Texas	9	2	48 A	Iowa St.	9	2	99 N	San Diego St.	9	0	186 H	UMBC	12	0
8 A	Texas	4	3	48 A	Iowa St.	8	3	100 A	Utah	13	3	192 N	Charlotte	13	0
9 A	Oklahoma St.	6	1					100 A	Utah	11	2	232 N	Dartmouth	10	0
9 A	Oklahoma St.	7	1									238 N	UC Santa Barbara	12	1
9 H	Oklahoma St.	3	0									238 N	UC Santa Barbara	8	0
9 N	Oklahoma St.	6	1												
12 H	Northwestern	3	0												
12 H	Northwestern	8	0												
12 H	Northwestern	7	0												
12 H	Northwestern	8	0												
16 N	Kentucky	9	1												
18 H	Louisiana	9	1												
19 A	Texas Tech	13	1	LAST 10 GAMES											
19 A	Texas Tech	8	3	2 N	UCLA	4	5	6 N	Alabama	3	2				
19 A	Texas Tech	5	1	2 N	UCLA	3	16	12 H	Northwestern	8	0				
19 N	Texas Tech	8	0	6 N	Alabama	7	3	12 H	Northwestern	3	0				
22 H	Drake	5	2	6 N	Alabama	0	1	29 H	Wisconsin	2	0				
				9 N	Oklahoma St.	6	1	29 H	Wisconsin	1	2				

Non-Div. I Games:

Oklahoma

U
C
L
A

UCLA				Through Games Of June 4, 2019 (FINAL)										
Average RPI Win: 66		WON-LOST RECORD	WINNING PCT. RANK	LAST 10 GAMES	STRENGTH OF SCHEDULE	OPP. STRENGTH OF SCHEDULE	TEAM RPI	ADJ RPI	CONF. RPI	ADJ CONF. RPI				
Average RPI Loss: 23														
DIV. I ONLY		56-6-0	.90323	2	9-1-0	7	8	2	.72418	2	2	3		
DIV. I NON-CONF.		34-2-0	.94444	1	7-1-0	12	11	1	.72457	1	2	3		
TOTALS		RPI 1-25		RPI 26-50		W-L RECORDS		RPI 51-100		RPI 101-150		RPI 150+		
56-6-0		19-3-0		10-2-0		OVERALL		16-1-0		4-0-0		7-0-0		
23-4-0		4-2-0		3-1-0		HOME		11-1-0		2-0-0		3-0-0		
14-1-0		6-0-0		5-1-0		AWAY		2-0-0		1-0-0		0-0-0		
19-1-0		9-1-0		2-0-0		NEUTRAL		3-0-0		1-0-0		4-0-0		
34-2-0		10-1-0		5-1-0		NON-CONFERENCE		8-0-0		4-0-0		7-0-0		
14-1-0		3-0-0		3-1-0		HOME		3-0-0		2-0-0		3-0-0		
3-0-0		0-0-0		0-0-		AWAY		2-0-0		1-0-0		0-0-0		
17-1-0		7-1-0		2-0-0		NEUTRAL		3-0-0		1-0-0		4-0-0		
22-4-0		9-2-0		5-1-0		CONFERENCE		8-1-0		0-0-0		0-0-0		
9-3-0		1-2-0		0-0-0		HOME		8-1-0		0-0-0		0-0-0		
11-1-0		6-0-0		5-1-0		AWAY		0-0-0		0-0-0		0-0-0		
2-0-0		2-0-0		0-0-0		NEUTRAL		0-0-0		0-0-0		0-0-0		
RPI	S	Opponent	Score		RPI	S	Opponent	Score		RPI	S	Opponent	Score	
1	N	Oklahoma	7	1	26	H	Missouri	9	1	53	N	UT Arlington	2	1
1	N	Oklahoma	16	3	26	H	Missouri	1	5	55	H	Liberty	4	3
1	N	Oklahoma	5	4	26	H	Missouri	13	1	60	H	Oregon	8	1
3	A	Washington	15	6	26	N	Missouri	11	3	60	H	Oregon	8	3
3	A	Washington	4	2	31	A	Stanford	4	0	60	H	Oregon	3	4
3	A	Washington	3	0	31	A	Stanford	1	2	63	H	Fresno St.	8	0
3	N	Washington	3	0	31	A	Stanford	7	4	63	N	Fresno St.	8	2
4	H	Arizona	3	5	38	N	Colorado St.	3	0	66	H	California	3	2
4	H	Arizona	1	3	42	A	Oregon St.	10	2	66	H	California	6	0
4	H	Arizona	5	4	42	A	Oregon St.	8	1	66	H	California	1	0
4	N	Arizona	6	2	42	A	Oregon St.	7	0	67	H	LMU (CA)	3	1
7	N	Minnesota	7	2	46	H	Cal St. Fullerton	5	1	80	A	Long Beach St.	5	3
10	N	Florida	4	0						93	A	Hawaii	7	0
10	N	Florida	7	1						97	N	Boston U.	12	0
11	H	James Madison	6	1						100	H	Utah	9	1
11	H	James Madison	7	2						100	H	Utah	3	0
14	N	Michigan	1	3						100	H	Utah	10	0
15	H	Ole Miss	4	0										
16	N	Kentucky	12	4										
24	A	Arizona St.	16	5										
24	A	Arizona St.	9	0										
24	A	Arizona St.	10	0										
LAST 10 GAMES														
1	N	Oklahoma	5	4	11	H	James Madison	7	2					
1	N	Oklahoma	16	3	11	H	James Madison	6	1					
3	N	Washington	3	0	26	H	Missouri	13	1					
4	N	Arizona	6	2	26	H	Missouri	1	5					
7	N	Minnesota	7	2	26	H	Missouri	9	1					

U
C
L
A

Non-Div. I Games:

UCLA

Average RPI Win:	60	WON-LOST RECORD		WINNING PCT. RANK		LAST 10 GAMES		STRENGTH OF SCHEDULE		OPP. STRENGTH OF SCHEDULE		TEAM RPI		ADJ RPI		CONF. RPI		ADJ CONF. RPI					
Average RPI Loss:	19																						
DIV. I ONLY		52-9-0		.85246	5	8-2-0		12		1		3		.71841	3	2		3					
DIV. I NON-CONF.		32-3-0		.91429	3	7-0-0		17		4		4		.72182	2	2		3					
<hr/>																							
TOTALS		RPI 1-25		RPI 26-50		W-L RECORDS		RPI 51-100		RPI 101-150		RPI 150+											
52-9-0		15-7-0		15-1-0		OVERALL		13-1-0		4-0-0		5-0-0											
18-3-0		4-3-0		8-0-0		HOME		1-0-0		2-0-0		3-0-0											
16-1-0		4-0-0		2-0-0		AWAY		8-1-0		1-0-0		1-0-0											
18-5-0		7-4-0		5-1-0		NEUTRAL		4-0-0		1-0-0		1-0-0											
32-3-0		9-2-0		9-1-0		NON-CONFERENCE		5-0-0		4-0-0		5-0-0											
9-0-0		1-0-0		2-0-0		HOME		1-0-0		2-0-0		3-0-0											
5-0-0		1-0-0		2-0-		AWAY		0-0-0		1-0-0		1-0-0											
18-3-0		7-2-0		5-1-0		NEUTRAL		4-0-0		1-0-0		1-0-0											
20-6-0		6-5-0		6-0-0		CONFERENCE		8-1-0		0-0-0		0-0-0											
9-3-0		3-3-0		6-0-0		HOME		0-0-0		0-0-0		0-0-0											
11-1-0		3-0-0		0-0-0		AWAY		8-1-0		0-0-0		0-0-0											
0-2-0		0-2-0		0-0-0		NEUTRAL		0-0-0		0-0-0		0-0-0											
RPI	S	Opponent		Score		RPI	S	Opponent		Score		RPI	S	Opponent		Score		RPI	S	Opponent		Score	
2	H	UCLA		6	15	26	N	Missouri		6	3	51	N	UCF		3	1	105	A	BYU		13	3
2	H	UCLA		2	4	28	A	Mississippi St.		8	0	55	N	Liberty		6	0	118	H	Northern Ill.		8	0
2	H	UCLA		0	3	28	H	Mississippi St.		6	1	56	H	Seattle U		1	0	118	N	Northern Ill.		2	0
2	N	UCLA		0	3	28	N	Mississippi St.		7	5	58	N	Baylor		8	2	137	H	Fordham		2	0
4	A	Arizona		2	1	31	H	Stanford		3	0	60	A	Oregon		14	2	190	H	Cal Poly		7	1
4	A	Arizona		7	4	31	H	Stanford		8	0	60	A	Oregon		8	0	190	N	Cal Poly		4	2
4	A	Arizona		3	1	31	H	Stanford		5	2	60	A	Oregon		6	3	197	H	Idaho St.		6	0
4	N	Arizona		1	3	33	N	Arkansas		3	2	66	A	California		8	0	197	H	Idaho St.		8	0
7	N	Minnesota		5	3	37	N	Notre Dame		2	3	66	A	California		6	2	222	A	Utah Valley		9	0
9	N	Oklahoma St.		1	0	39	H	Ohio St.		3	0	66	A	California		4	0						
10	N	Florida		0	1	42	H	Oregon St.		5	2	88	N	Duke		4	1						
12	N	Northwestern		3	1	42	H	Oregon St.		5	0	100	A	Utah		11	2						
14	N	Michigan		2	4	42	H	Oregon St.		8	0	100	A	Utah		4	5						
16	A	Kentucky		5	0	46	A	Cal St. Fullerton		2	0	100	A	Utah		13	0						
16	H	Kentucky		3	0	46	N	Cal St. Fullerton		1	0												
16	N	Kentucky		4	2	47	N	North Dakota St.		5	3												
19	N	Texas Tech		4	1																		
20	N	Auburn		8	6																		
21	N	North Carolina		9	1																		
24	H	Arizona St.		9	2																		
24	H	Arizona St.		8	4																		
24	H	Arizona St.		6	0																		
						LAST 10 GAMES																	
						2	N	UCLA		0	3	16	H	Kentucky		3	0						
						9	N	Oklahoma St.		1	0	28	A	Mississippi St.		8	0						
						7	N	Minnesota		5	3	28	H	Mississippi St.		6	1						
						4	N	Arizona		1	3	137	H	Fordham		2	0						
						16	A	Kentucky		5	0	31	H	Stanford		3	0						

Non-Div. I Games:

Washington

Average RPI Win: Average RPI Loss:		61 16	WON-LOST RECORD		WINNING PCT. RANK		LAST 10 GAMES		STRENGTH OF SCHEDULE		OPP. STRENGTH OF SCHEDULE		TEAM RPI		ADJ RPI		CONF. RPI		ADJ CONF. RPI	
DIV. I ONLY			48-14-0		.77419 11		7-3-0		2		2		4		.70101 4		2		3	
DIV. I NON-CONF.			28-8-0		.77778 26		5-1-0		3		2		5		.69703 5		2		3	
TOTALS		RPI 1-25		RPI 26-50		W-L RECORDS		RPI 51-100		RPI 101-150		RPI 150+								
48-14-0		17-11-0		8-1-0		OVERALL		16-2-0		2-0-0		5-0-0								
26-7-0		12-6-0		4-1-0		HOME		5-0-0		1-0-0		4-0-0								
16-2-0		2-1-0		4-0-0		AWAY		10-1-0		0-0-0		0-0-0								
6-5-0		3-4-0		0-0-0		NEUTRAL		1-1-0		1-0-0		1-0-0								
28-8-0		11-6-0		2-1-0		NON-CONFERENCE		8-1-0		2-0-0		5-0-0								
17-4-0		9-3-0		1-1-0		HOME		2-0-0		1-0-0		4-0-0								
6-0-0		0-0-0		1-0-		AWAY		5-0-0		0-0-0		0-0-0								
5-4-0		2-3-0		0-0-0		NEUTRAL		1-1-0		1-0-0		1-0-0								
20-6-0		6-5-0		6-0-0		CONFERENCE		8-1-0		0-0-0		0-0-0								
9-3-0		3-3-0		3-0-0		HOME		3-0-0		0-0-0		0-0-0								
10-2-0		2-1-0		3-0-0		AWAY		5-1-0		0-0-0		0-0-0								
1-1-0		1-1-0		0-0-0		NEUTRAL		0-0-0		0-0-0		0-0-0								
RPI	S	Opponent		Score		RPI	S	Opponent		Score		RPI	S	Opponent		Score				
1	N	Oklahoma		1	2	31	H	Stanford		7	0	60	H	Oregon		8	3			
2	A	UCLA		3	1	31	H	Stanford		9	1	60	H	Oregon		8	0			
2	A	UCLA		4	5	31	H	Stanford		13	2	60	H	Oregon		8	0			
2	A	UCLA		5	3	32	A	South Fla.		4	1	66	A	California		0	1			
2	N	UCLA		2	6	32	H	South Fla.		1	4	66	A	California		4	1			
3	H	Washington		1	3	42	A	Oregon St.		4	0	66	A	California		6	3			
3	H	Washington		4	7	42	A	Oregon St.		9	1	72	A	New Mexico St.		11	3			
3	H	Washington		1	2	42	A	Oregon St.		11	4	72	A	New Mexico St.		11	1			
3	N	Washington		3	1	46	H	Cal St. Fullerton		6	0	74	A	Grand Canyon		2	0			
5	H	Florida St.		3	5							74	A	Grand Canyon		8	1			
5	H	Florida St.		11	3							74	A	Grand Canyon		6	0			
5	H	Florida St.		3	4							75	H	Kent St.		10	0			
6	H	Alabama		1	6							75	H	Kent St.		7	6			
6	N	Alabama		0	2							80	N	Long Beach St.		12	3			
7	H	Minnesota		2	0							84	N	NC State		1	4			
9	N	Oklahoma St.		3	0							100	A	Utah		22	1			
10	N	Florida		2	3							100	A	Utah		13	0			
11	H	James Madison		8	6							100	A	Utah		13	2			
14	N	Michigan		2	1															
15	H	Ole Miss		9	1															
15	H	Ole Miss		5	2															
20	H	Auburn		2	1															
20	H	Auburn		12	3															
22	H	Drake		9	4															
22	H	Drake		4	0															
24	H	Arizona St.		8	0															
24	H	Arizona St.		8	0															
						LAST 10 GAMES														
6	N	Alabama		0	2	20	H	Auburn		12	3	20	H	Auburn		2	1			
2	N	UCLA		2	6	20	H	Auburn		2	1	155	H	Harvard		5	1			
3	N	Washington		3	1	2	A	UCLA		3	1	2	A	UCLA		4	5			
15	H	Ole Miss		9	1															
15	H	Ole Miss		5	2															

Arizona

RPI	S	Opponent	Score	
24	H	Arizona St.	2	0

Non-Div. I Games:

Average RPI Win:		82	WON-LOST RECORD		WINNING PCT. RANK		LAST 10 GAMES		STRENGTH OF SCHEDULE		OPP. STRENGTH OF SCHEDULE		TEAM RPI	ADJ RPI		CONF. RPI	ADJ CONF. RPI						
DIV. I ONLY			55-10-0		.84615		6		8-2-0		21		27		6	.69496		5	5	5			
DIV. I NON-CONF.			33-5-0		.86842		7		4-2-0		4		9		2	.72039		3	5	5			
TOTALS		RPI 1-25		RPI 26-50				W-L RECORDS				RPI 51-100				RPI 101-150				RPI 150+			
55-10-0		11-6-0		11-3-0				OVERALL				13-1-0				12-0-0				8-0-0			
32-4-0		3-3-0		8-1-0				HOME				10-0-0				4-0-0				7-0-0			
14-6-0		4-3-0		1-2-0				AWAY				3-1-0				6-0-0				0-0-0			
9-0-0		4-0-0		2-0-0				NEUTRAL				0-0-0				2-0-0				1-0-0			
33-5-0		9-4-0		7-0-0				NON-CONFERENCE				6-1-0				6-0-0				5-0-0			
18-3-0		2-3-0		5-0-0				HOME				3-0-0				4-0-0				4-0-0			
6-2-0		3-1-0		0-0-				AWAY				3-1-0				0-0-0				0-0-0			
9-0-0		4-0-0		2-0-0				NEUTRAL				0-0-0				2-0-0				1-0-0			
22-5-0		2-2-0		4-3-0				CONFERENCE				7-0-0				6-0-0				3-0-0			
14-1-0		1-0-0		3-1-0				HOME				7-0-0				0-0-0				3-0-0			
8-4-0		1-2-0		1-2-0				AWAY				0-0-0				6-0-0				0-0-0			
0-0-0		0-0-0		0-0-0				NEUTRAL				0-0-0				0-0-0				0-0-0			
RPI	S	Opponent		Score		RPI	S	Opponent		Score		RPI	S	Opponent		Score		RPI	S	Opponent		Score	
1	N	Oklahoma		7	4	32	H	South Fla.		12	1	51	A	UCF		2	1	104	H	North Florida		9	1
4	A	Arizona		5	3	34	A	Louisville		9	10	51	A	UCF		9	3	116	A	Virginia		16	3
4	A	Arizona		4	3	34	A	Louisville		4	1	65	H	Troy		4	1	116	A	Virginia		8	2
4	A	Arizona		3	11	34	A	Louisville		0	2	71	H	Elon		15	1	116	A	Virginia		11	0
7	N	Minnesota		17	6	37	H	Notre Dame		11	1	73	H	UNC Greensboro		8	0	117	N	Toledo		5	4
9	H	Oklahoma St.		1	3	37	H	Notre Dame		2	0	74	A	Grand Canyon		3	5	131	A	Syracuse		14	5
9	H	Oklahoma St.		4	1	37	H	Notre Dame		5	0	74	A	Grand Canyon		11	1	131	A	Syracuse		9	1
9	H	Oklahoma St.		2	3	37	H	Notre Dame		4	7	84	H	NC State		8	0	131	A	Syracuse		8	0
10	A	Florida		2	0	39	N	Ohio St.		3	1	84	H	NC State		8	6	143	H	UNCW		10	0
10	H	Florida		0	4	40	H	Lipscomb		13	0	84	H	NC State		9	0	143	H	UNCW		7	2
13	N	LSU		9	1	40	H	Lipscomb		14	2	88	H	Duke		8	0	146	H	South Alabama		4	1
17	N	Tennessee		5	2	44	N	Louisiana Tech		4	0	88	H	Duke		3	2	147	N	Fla. Atlantic		10	5
21	A	North Carolina		0	1	48	H	Iowa St.		1	0	88	H	Duke		8	1	151	H	Samford		13	0
21	A	North Carolina		8	6	48	H	Iowa St.		5	0	90	H	Georgia Tech		7	0	151	H	Samford		13	1
21	A	North Carolina		5	6													159	H	Boston College		4	0
21	H	North Carolina		8	0													159	H	Boston College		7	0
23	H	South Carolina		7	6													159	H	Boston College		5	0
																		188	H	Florida A&M		8	0
																		200	H	Bethune-Cookman		8	0
																		232	N	Dartmouth		8	4
						LAST 10 GAMES																	
						9	H	Oklahoma St.		2	3	200	H	Bethune-Cookman		8	0						
						9	H	Oklahoma St.		4	1	21	H	North Carolina		8	0						
						9	H	Oklahoma St.		1	3	37	H	Notre Dame		2	0						
						23	H	South Carolina		7	6	90	H	Georgia Tech		7	0						
						32	H	South Fla.		12	1	131	A	Syracuse		14	5						

Non-Div. I Games:

Florida St.

Average RPI Win: 81		WON-LOST RECORD		WINNING PCT. RANK		LAST 10 GAMES		STRENGTH OF SCHEDULE		OPP. STRENGTH OF SCHEDULE		TEAM RPI		ADJ RPI		CONF. RPI		ADJ CONF. RPI					
Average RPI Loss: 18																							
DIV. I ONLY		60-10-0		.85714 4		7-3-0		14		11		5		.6922 6		1		1					
DIV. I NON-CONF.		39-3-0		.92857 2		6-3-0		34		36		6		.68336 8		1		1					
TOTALS		RPI 1-25		RPI 26-50		W-L RECORDS		RPI 51-100		RPI 101-150		RPI 150+											
60-10-0		23-8-0		9-2-0		OVERALL		9-0-0		6-0-0		13-0-0											
28-4-0		10-3-0		5-1-0		HOME		5-0-0		1-0-0		7-0-0											
15-3-0		8-2-0		2-1-0		AWAY		4-0-0		0-0-0		1-0-0											
17-3-0		5-3-0		2-0-0		NEUTRAL		0-0-0		5-0-0		5-0-0											
39-3-0		9-3-0		2-0-0		NON-CONFERENCE		9-0-0		6-0-0		13-0-0											
19-1-0		6-1-0		0-0-0		HOME		5-0-0		1-0-0		7-0-0											
6-0-0		1-0-0		0-0-		AWAY		4-0-0		0-0-0		1-0-0											
14-2-0		2-2-0		2-0-0		NEUTRAL		0-0-0		5-0-0		5-0-0											
21-7-0		14-5-0		7-2-0		CONFERENCE		0-0-0		0-0-0		0-0-0											
9-3-0		4-2-0		5-1-0		HOME		0-0-0		0-0-0		0-0-0											
9-3-0		7-2-0		2-1-0		AWAY		0-0-0		0-0-0		0-0-0											
3-1-0		3-1-0		0-0-0		NEUTRAL		0-0-0		0-0-0		0-0-0											
RPI S	Opponent	Score		RPI S	Opponent	Score		RPI S	Opponent	Score		RPI S	Opponent	Score									
1 N	Oklahoma	2	3	26 H	Missouri	3	1	65 A	Troy	8	0	122 N	Belmont	6	4								
1 N	Oklahoma	3	7	26 H	Missouri	14	8	65 A	Troy	7	1	123 N	Maryland	10	0								
1 N	Oklahoma	1	0	26 H	Missouri	11	5	87 H	Missouri St.	11	1	125 N	UIC	13	4								
4 A	Arizona	6	1	28 H	Mississippi St.	8	2	87 H	Missouri St.	7	5	129 N	Murray St.	16	10								
4 N	Arizona	2	0	28 H	Mississippi St.	3	2	90 H	Georgia Tech	4	3	129 N	Murray St.	12	0								
7 H	Minnesota	7	2	28 H	Mississippi St.	9	12	93 A	Hawaii	6	2	146 H	South Alabama	5	2								
7 H	Minnesota	1	0	32 N	South Fla.	2	0	93 A	Hawaii	9	0	154 A	UAB	8	0								
8 H	Texas	8	5	46 N	Cal St. Fullerton	7	2	98 H	Southern Miss.	3	1	154 H	UAB	17	1								
8 H	Texas	5	7	50 A	Texas A&M	3	4	98 H	Southern Miss.	3	2	163 N	New Mexico	1	0								
8 H	Texas	3	0	50 A	Texas A&M	11	1					165 H	Michigan St.	2	1								
10 A	Florida	3	1	50 A	Texas A&M	13	3					169 H	Saint Francis (PA)	3	1								
10 A	Florida	6	1									187 N	SIUE	6	4								
10 A	Florida	3	0									187 N	SIUE	8	3								
10 N	Florida	15	3									207 H	La.-Monroe	5	1								
10 N	Florida	1	2									228 H	Georgia St.	5	1								
13 A	LSU	4	3									239 H	Alabama St.	8	2								
13 A	LSU	5	1									266 N	Niagara	12	2								
13 A	LSU	7	0									266 N	Niagara	9	3								
16 H	Kentucky	1	4									275 H	Mississippi Val.	7	0								
16 H	Kentucky	3	1																				
16 H	Kentucky	2	3																				
16 N	Kentucky	6	3																				
23 A	South Carolina	9	1																				
23 A	South Carolina	1	5																				
23 A	South Carolina	0	2																				
24 H	Arizona St.	7	4																				
24 H	Arizona St.	9	8																				
				LAST 10 GAMES																			
1 N	Oklahoma	3	7	8 H	Texas	8	5	1 N	Oklahoma	1	0	8 H	Texas	5	7								
1 N	Oklahoma	1	0	8 H	Texas	3	0	4 N	Arizona	2	0	8 H	Texas	9	8								
10 N	Florida	15	3	24 H	Arizona St.	7	4	10 N	Florida	15	3	24 H	Arizona St.	7	4								
1 N	Oklahoma	2	3	24 H	Arizona St.	7	4	1 N	Oklahoma	2	3												

Alabama

RPI	S	Opponent	Score	
25	H	Georgia	7	1
25	H	Georgia	4	0
25	H	Georgia	4	3
25	N	Georgia	2	1

Non-Div. I Games:

Average RPI Win:		80	WON-LOST RECORD		WINNING PCT. RANK		LAST 10 GAMES		STRENGTH OF SCHEDULE		OPP. STRENGTH OF SCHEDULE		TEAM RPI	ADJ RPI		CONF. RPI	ADJ CONF. RPI	
DIV. I ONLY			46-14-0		.76667	12	7-3-0		10		14		8	.68422	7	4	4	
DIV. I NON-CONF.			24-11-0		.68571	51	5-2-0		1		1		9	.68665	7	4	4	
TOTALS		RPI 1-25		RPI 26-50		W-L RECORDS		RPI 51-100		RPI 101-150		RPI 150+						
46-14-0		12-12-0		8-1-0		OVERALL		9-1-0		10-0-0		7-0-0						
15-1-0		6-1-0		1-0-0		HOME		3-0-0		3-0-0		2-0-0						
15-6-0		2-5-0		6-1-0		AWAY		1-0-0		6-0-0		0-0-0						
16-7-0		4-6-0		1-0-0		NEUTRAL		5-1-0		1-0-0		5-0-0						
24-11-0		9-10-0		4-0-0		NON-CONFERENCE		5-1-0		1-0-0		5-0-0						
5-0-0		4-0-0		1-0-0		HOME		0-0-0		0-0-0		0-0-0						
5-5-0		2-5-0		2-0-		AWAY		1-0-0		0-0-0		0-0-0						
14-6-0		3-5-0		1-0-0		NEUTRAL		4-1-0		1-0-0		5-0-0						
22-3-0		3-2-0		4-1-0		CONFERENCE		4-0-0		9-0-0		2-0-0						
10-1-0		2-1-0		0-0-0		HOME		3-0-0		3-0-0		2-0-0						
10-1-0		0-0-0		4-1-0		AWAY		0-0-0		6-0-0		0-0-0						
2-1-0		1-1-0		0-0-0		NEUTRAL		1-0-0		0-0-0		0-0-0						
RPI	S	Opponent		Score		RPI	S	Opponent		Score		RPI	S	Opponent		Score		
2	N	UCLA		2	7	29	A	Wisconsin		8	2	51	A	UCF		7	0	
3	N	Washington		3	5	29	A	Wisconsin		10	3	61	N	Wichita St.		5	0	
4	A	Arizona		0	2	32	A	South Fla.		3	0	66	N	California		4	0	
5	N	Florida St.		6	17	32	A	South Fla.		3	0	75	N	Kent St.		12	1	
6	A	Alabama		0	1	37	N	Notre Dame		10	0	83	N	FGCU		1	4	
6	A	Alabama		2	7	41	A	Illinois		10	3	87	N	Missouri St.		7	0	
8	A	Texas		3	1	41	A	Illinois		5	0	92	H	Purdue		5	1	
8	A	Texas		3	5	41	A	Illinois		3	4	92	H	Purdue		5	1	
8	A	Texas		4	1	47	H	North Dakota St.		3	0	92	H	Purdue		8	2	
10	A	Florida		0	2							92	N	Purdue		4	3	
11	N	James Madison		5	1													
12	H	Northwestern		0	1													
12	H	Northwestern		4	0													
12	H	Northwestern		8	0													
12	N	Northwestern		4	0													
13	H	LSU		3	0													
13	H	LSU		5	3													
14	N	Michigan		2	3													
15	N	Ole Miss		1	3													
17	N	Tennessee		2	4													
22	N	Drake		4	1													
22	N	Drake		2	0													
25	H	Georgia		8	1													
25	H	Georgia		2	1													
						LAST 10 GAMES												
						3	N	Washington		3	5	25	H	Georgia		2	1	
						2	N	UCLA		2	7	47	H	North Dakota St.		3	0	
						13	H	LSU		3	0	14	N	Michigan		2	3	
						13	H	LSU		5	3	12	N	Northwestern		4	0	
						25	H	Georgia		8	1	92	N	Purdue		4	3	

Non-Div. I Games:

Minnesota

Texas

Texas					Through Games Of June 4, 2019 (FINAL)									
Average RPI Win: 78		WON-LOST RECORD	WINNING PCT. RANK		LAST 10 GAMES	STRENGTH OF SCHEDULE		OPP. STRENGTH OF SCHEDULE		TEAM RPI	ADJ RPI		CONF. RPI	ADJ CONF. RPI
Average RPI Loss: 16														
DIV. I ONLY		46-17-0	.73016	21	5-5-0	8		16		11	.68401 8		3	2
DIV. I NON-CONF.		34-9-0	.7907	20	5-3-0	6		13		8	.69671 6		3	2
TOTALS		RPI 1-25		RPI 26-50		W-L RECORDS		RPI 51-100		RPI 101-150		RPI 150+		
46-17-0		10-14-0		12-2-0		OVERALL		10-1-0		7-0-0		7-0-0		
27-6-0		3-5-0		10-0-0		HOME		7-1-0		1-0-0		6-0-0		
12-7-0		6-7-0		1-0-0		AWAY		2-0-0		3-0-0		0-0-0		
7-4-0		1-2-0		1-2-0		NEUTRAL		1-0-0		3-0-0		1-0-0		
34-9-0		7-7-0		9-1-0		NON-CONFERENCE		7-1-0		4-0-0		7-0-0		
22-3-0		3-2-0		7-0-0		HOME		5-1-0		1-0-0		6-0-0		
5-4-0		3-4-0		1-0-		AWAY		1-0-0		0-0-0		0-0-0		
7-2-0		1-1-0		1-1-0		NEUTRAL		1-0-0		3-0-0		1-0-0		
12-8-0		3-7-0		3-1-0		CONFERENCE		3-0-0		3-0-0		0-0-0		
5-3-0		0-3-0		3-0-0		HOME		2-0-0		0-0-0		0-0-0		
7-3-0		3-3-0		0-0-0		AWAY		1-0-0		3-0-0		0-0-0		
0-2-0		0-1-0		0-1-0		NEUTRAL		0-0-0		0-0-0		0-0-0		
RPI	S	Opponent	Score		RPI	S	Opponent	Score		RPI	S	Opponent	Score	
1	H	Oklahoma	1	3	29	N	Wisconsin	1	3	53	A	UT Arlington	4	3
1	H	Oklahoma	3	4	29	N	Wisconsin	5	1	58	A	Baylor	2	0
1	H	Oklahoma	2	9	30	H	Tulsa	2	0	58	H	Baylor	3	1
6	A	Alabama	5	8	30	H	Tulsa	9	1	58	H	Baylor	1	0
6	A	Alabama	0	3	35	H	Boise St.	8	0	62	H	Sam Houston St.	1	2
6	A	Alabama	7	5	36	H	Houston	7	0	62	H	Sam Houston St.	9	1
7	H	Minnesota	5	3	36	H	Houston	5	0	62	H	Sam Houston St.	3	0
7	H	Minnesota	1	3	36	H	Houston	5	2	64	H	Texas St.	10	0
7	H	Minnesota	1	4	40	A	Lipscomb	5	0	66	N	California	10	0
9	A	Oklahoma St.	0	1	48	H	Iowa St.	7	2	70	H	Longwood	8	0
9	A	Oklahoma St.	4	3	48	H	Iowa St.	6	1	70	H	Longwood	9	1
9	A	Oklahoma St.	0	8	48	H	Iowa St.	11	0					
9	N	Oklahoma St.	2	6	48	N	Iowa St.	0	2					
13	N	LSU	1	7	50	H	Texas A&M	3	2					
15	H	Ole Miss	3	2										
15	H	Ole Miss	7	0										
16	N	Kentucky	4	3										
17	A	Tennessee	2	0										
17	A	Tennessee	5	9										
19	A	Texas Tech	2	3										
19	A	Texas Tech	2	0										
19	A	Texas Tech	2	0										
24	A	Arizona St.	6	9										
24	A	Arizona St.	11	4										
					LAST 10 GAMES									
6	A	Alabama	5	8	62	H	Sam Houston St.	3	0					
6	A	Alabama	7	5	50	H	Texas A&M	3	2					
6	A	Alabama	0	3	62	H	Sam Houston St.	1	2					
36	H	Houston	7	0	9	N	Oklahoma St.	2	6					
36	H	Houston	5	2	48	N	Iowa St.	0	2					

Non-Div. I Games:

Texas

Average RPI Win:		64	WON-LOST		WINNING		LAST 10		STRENGTH OF		OPP. STRENGTH		TEAM	ADJ		CONF.	ADJ CONF.	
Average RPI Loss:		19	RECORD		PCT. RANK		GAMES		SCHEDULE		OF SCHEDULE		RPI	RPI		RPI	RPI	
DIV. I ONLY			45-17-0		.72581		23		7-3-0		11		4		10		.67412	
DIV. I NON-CONF.			30-11-0		.73171		34		6-2-0		13		3		13		.66727	
TOTALS		RPI 1-25		RPI 26-50		W-L RECORDS		RPI 51-100		RPI 101-150		RPI 150+						
45-17-0		12-11-0		9-4-0		OVERALL		15-2-0		7-0-0		2-0-0						
18-3-0		5-3-0		3-0-0		HOME		5-0-0		5-0-0		0-0-0						
15-7-0		3-4-0		4-1-0		AWAY		6-2-0		1-0-0		1-0-0						
12-7-0		4-4-0		2-3-0		NEUTRAL		4-0-0		1-0-0		1-0-0						
30-11-0		6-6-0		5-4-0		NON-CONFERENCE		13-1-0		4-0-0		2-0-0						
10-0-0		0-0-0		3-0-0		HOME		5-0-0		2-0-0		0-0-0						
10-5-0		3-3-0		1-0-		AWAY		4-1-0		1-0-0		1-0-0						
10-6-0		3-3-0		1-3-0		NEUTRAL		4-0-0		1-0-0		1-0-0						
15-6-0		6-5-0		4-0-0		CONFERENCE		2-1-0		3-0-0		0-0-0						
8-3-0		5-3-0		0-0-0		HOME		0-0-0		3-0-0		0-0-0						
5-2-0		0-1-0		3-0-0		AWAY		2-1-0		0-0-0		0-0-0						
2-1-0		1-1-0		1-0-0		NEUTRAL		0-0-0		0-0-0		0-0-0						
RPI	S	Opponent		Score		RPI	S	Opponent		Score		RPI	S	Opponent		Score		
1	A	Oklahoma		0	3	30	A	Tulsa		0	3	53	A	UT Arlington		1	2	
1	H	Oklahoma		1	6	30	H	Tulsa		13	10	54	H	North Texas		6	0	
1	H	Oklahoma		1	7	30	H	Tulsa		5	0	58	A	Baylor		9	1	
1	N	Oklahoma		1	6	30	H	Tulsa		2	1	58	A	Baylor		1	2	
3	N	Washington		0	1	36	A	Houston		5	1	58	A	Baylor		21	2	
4	N	Arizona		0	3	37	N	Notre Dame		0	6	60	A	Oregon		3	0	
5	A	Florida St.		1	4	38	N	Colorado St.		1	2	60	A	Oregon		9	6	
5	A	Florida St.		3	2	41	N	Illinois		4	7	60	A	Oregon		7	6	
5	A	Florida St.		3	1	41	N	Illinois		10	6	61	A	Wichita St.		9	6	
8	H	Texas		3	4	48	A	Iowa St.		12	5	61	H	Wichita St.		3	0	
8	H	Texas		1	0	48	A	Iowa St.		6	3	62	N	Sam Houston St.		3	0	
8	H	Texas		8	0	48	A	Iowa St.		12	3	66	N	California		4	1	
8	N	Texas		6	2	48	N	Iowa St.		17	2	85	H	McNeese		12	2	
10	N	Florida		2	1							85	H	McNeese		3	2	
13	N	LSU		1	3							94	H	UNI		12	0	
15	A	Ole Miss		1	10							99	N	San Diego St.		15	5	
15	A	Ole Miss		4	8							100	N	Utah		8	1	
16	N	Kentucky		8	7													
19	H	Texas Tech		8	7													
19	H	Texas Tech		3	2													
19	H	Texas Tech		6	5													
21	N	North Carolina		7	5													
24	A	Arizona St.		2	0													
						LAST 10 GAMES												
						3	N	Washington		0	1	5	A	Florida St.		3	1	
						1	N	Oklahoma		1	6	30	H	Tulsa		2	1	
						10	N	Florida		2	1	30	H	Tulsa		13	10	
						5	A	Florida St.		3	2	105	H	BYU		3	1	
						5	A	Florida St.		1	4	48	N	Iowa St.		17	2	

Non-Div. I Games:

Oklahoma St.

Average RPI Win:		75	WON-LOST RECORD		WINNING PCT. RANK		LAST 10 GAMES		STRENGTH OF SCHEDULE		OPP. STRENGTH OF SCHEDULE		TEAM RPI	ADJ RPI		CONF. RPI	ADJ CONF. RPI							
DIV. I ONLY			49-18-0		.73134		20		3		3		7	.6733		10	1	1						
DIV. I NON-CONF.			31-4-0		.88571		4		27		18		7	.67648		9	1	1						
TOTALS		RPI 1-25		RPI 26-50		W-L RECORDS		RPI 51-100		RPI 101-150		RPI 150+												
49-18-0		17-16-0		11-2-0		OVERALL		4-0-0		7-0-0		10-0-0												
20-9-0		2-7-0		6-2-0		HOME		2-0-0		5-0-0		5-0-0												
14-5-0		8-5-0		5-0-0		AWAY		0-0-0		0-0-0		1-0-0												
15-4-0		7-4-0		0-0-0		NEUTRAL		2-0-0		2-0-0		4-0-0												
31-4-0		6-4-0		4-0-0		NON-CONFERENCE		4-0-0		7-0-0		10-0-0												
15-1-0		1-1-0		2-0-0		HOME		2-0-0		5-0-0		5-0-0												
5-0-0		2-0-0		2-0-		AWAY		0-0-0		0-0-0		1-0-0												
11-3-0		3-3-0		0-0-0		NEUTRAL		2-0-0		2-0-0		4-0-0												
18-14-0		11-12-0		7-2-0		CONFERENCE		0-0-0		0-0-0		0-0-0												
5-8-0		1-6-0		4-2-0		HOME		0-0-0		0-0-0		0-0-0												
9-5-0		6-5-0		3-0-0		AWAY		0-0-0		0-0-0		0-0-0												
4-1-0		4-1-0		0-0-0		NEUTRAL		0-0-0		0-0-0		0-0-0												
RPI	S	Opponent		Score		RPI	S	Opponent		Score		RPI	S	Opponent		Score								
2	N	UCLA		1	7	28	H	Mississippi St.		4	6	51	H	UCF		5	0	104	H	North Florida		3	1	
2	N	UCLA		0	4	28	H	Mississippi St.		2	0	60	N	Oregon		2	1	131	H	Syracuse		8	0	
3	N	Washington		1	0	28	H	Mississippi St.		2	4	84	N	NC State		2	1	131	H	Syracuse		8	2	
4	N	Arizona		3	2	32	A	South Fla.		7	1	97	H	Boston U.		3	0	135	H	Illinois St.		10	2	
5	A	Florida St.		4	0	32	H	South Fla.		1	0							135	H	Illinois St.		7	0	
5	H	Florida St.		0	2	33	H	Arkansas		8	0							135	N	Illinois St.		15	0	
6	H	Alabama		0	3	33	H	Arkansas		3	0							135	N	Illinois St.		2	1	
6	H	Alabama		1	6	33	H	Arkansas		3	1							156	N	Central Mich.		8	0	
6	H	Alabama		1	3	35	A	Boise St.		5	0							161	N	Utah St.		13	1	
6	N	Alabama		2	1	35	H	Boise St.		8	0							163	N	New Mexico		1	0	
6	N	Alabama		3	15	50	A	Texas A&M		4	1							171	H	Mercer		9	3	
7	H	Minnesota		2	0	50	A	Texas A&M		8	6							171	H	Mercer		10	2	
9	N	Oklahoma St.		1	2	50	A	Texas A&M		8	3							188	H	Florida A&M		7	1	
13	A	LSU		4	3													188	H	Florida A&M		4	0	
13	A	LSU		2	3													194	A	Jacksonville		5	0	
13	A	LSU		0	8													200	H	Bethune-Cookman		15	0	
13	N	LSU		3	0													241	N	San Diego		12	4	
14	N	Michigan		6	0																			
15	A	Ole Miss		1	3																			
15	A	Ole Miss		5	2																			
15	A	Ole Miss		4	8																			
17	A	Tennessee		2	1	LAST 10 GAMES																		
17	A	Tennessee		3	0	6	N	Alabama		3	15	35	A	Boise St.		5	0							
17	H	Tennessee		0	3	9	N	Oklahoma St.		1	2	35	H	Boise St.		8	0							
17	H	Tennessee		2	3	17	A	Tennessee		2	1	97	H	Boston U.		3	0							
17	H	Tennessee		1	9	17	H	Tennessee		2	3	6	N	Alabama		2	1							
17	H	Tennessee		8	0	17	A	Tennessee		3	0	20	N	Auburn		3	0							

Florida

RPI	S	Opponent	Score	
20	A	Auburn	6	1
20	A	Auburn	7	0
20	A	Auburn	1	2
20	N	Auburn	3	0
23	N	South Carolina	6	5
24	A	Arizona St.	7	2

Non-Div. I Games:

[illegible]

Non-Div. I Games:

James Madison

RPI	S	Opponent	Score	
210	H	Drexel	9	4
273	H	Morgan St.	15	1

James Madison

J
a
m
e
s
M
a
d
i
s
o
n

J
a
m
e
s
M
a
d
i
s
o
n

Average RPI Win: 88		WON-LOST RECORD		WINNING PCT. RANK		LAST 10 GAMES		STRENGTH OF SCHEDULE		OPP. STRENGTH OF SCHEDULE		TEAM RPI		ADJ RPI		CONF. RPI		ADJ CONF. RPI	
DIV. I ONLY		45-13-0		.77586 10		8-2-0		24		25		15		.64911 14		4		4	
DIV. I NON-CONF.		20-12-0		.625 76		2-2-0		7		5		21		.62954 19		4		4	
TOTALS		RPI 1-25		RPI 26-50		W-L RECORDS		RPI 51-100		RPI 101-150		RPI 150+							
45-13-0		5-9-0		9-3-0		OVERALL		11-0-0		15-1-0		5-0-0							
17-1-0		1-1-0		0-0-0		HOME		6-0-0		7-0-0		3-0-0							
15-6-0		1-5-0		6-1-0		AWAY		3-0-0		3-0-0		2-0-0							
13-6-0		3-3-0		3-2-0		NEUTRAL		2-0-0		5-1-0		0-0-0							
20-12-0		4-9-0		2-2-0		NON-CONFERENCE		5-0-0		6-1-0		3-0-0							
7-1-0		1-1-0		0-0-0		HOME		3-0-0		1-0-0		2-0-0							
3-5-0		1-5-0		1-0-		AWAY		0-0-0		0-0-0		1-0-0							
10-6-0		2-3-0		1-2-0		NEUTRAL		2-0-0		5-1-0		0-0-0							
25-1-0		1-0-0		7-1-0		CONFERENCE		6-0-0		9-0-0		2-0-0							
10-0-0		0-0-0		0-0-0		HOME		3-0-0		6-0-0		1-0-0							
12-1-0		0-0-0		5-1-0		AWAY		3-0-0		3-0-0		1-0-0							
3-0-0		1-0-0		2-0-0		NEUTRAL		0-0-0		0-0-0		0-0-0							
RPI S	Opponent	Score		RPI S	Opponent	Score		RPI S	Opponent	Score		RPI S	Opponent	Score					
2 N	UCLA	3	1	29 N	Wisconsin	8	3	52 H	Indiana	3	2	101 H	Nebraska	12	0				
3 N	Washington	4	2	31 N	Stanford	1	7	52 H	Indiana	4	1	101 H	Nebraska	7	2				
4 N	Arizona	1	2	32 A	South Fla.	10	1	52 H	Indiana	7	6	101 H	Nebraska	8	0				
7 N	Minnesota	3	2	34 N	Louisville	6	0	72 N	New Mexico St.	3	0	117 H	Toledo	24	3				
10 N	Florida	0	6	34 N	Louisville	1	2	75 H	Kent St.	8	0	123 A	Maryland	12	3				
11 A	James Madison	1	2	39 A	Ohio St.	1	2	75 H	Kent St.	18	1	123 A	Maryland	8	0				
11 H	James Madison	0	3	39 A	Ohio St.	10	3	75 H	Kent St.	8	1	123 A	Maryland	6	1				
11 H	James Madison	1	0	39 A	Ohio St.	6	2	84 N	NC State	4	3	134 N	CSUN	8	0				
11 N	James Madison	0	3	41 A	Illinois	9	8	89 A	Rutgers	7	0	134 N	CSUN	1	0				
13 A	LSU	1	2	41 A	Illinois	16	5	89 A	Rutgers	7	4	135 N	Illinois St.	11	4				
13 A	LSU	0	2	41 A	Illinois	2	1	89 A	Rutgers	10	2	136 N	South Dakota	4	6				
21 A	North Carolina	2	4	41 N	Illinois	1	0					138 N	Memphis	4	2				
21 A	North Carolina	3	8									144 N	Lehigh	5	0				
24 A	Arizona St.	7	6									150 H	Penn St.	7	2				
												150 H	Penn St.	8	0				
												150 H	Penn St.	6	5				
												156 A	Central Mich.	8	0				
												165 A	Michigan St.	12	1				
												165 H	Michigan St.	16	1				
												169 H	Saint Francis (PA)	8	0				
												182 H	Western Mich.	3	0				
				LAST 10 GAMES															
				11 A	James Madison	1	2	29 N	Wisconsin	8	3								
				11 H	James Madison	0	3	41 N	Illinois	1	0								
				11 H	James Madison	1	0	123 A	Maryland	12	3								
				169 H	Saint Francis (PA)	8	0	123 A	Maryland	8	0								
				7 N	Minnesota	3	2	123 A	Maryland	6	1								

Non-Div. I Games:

Michigan

Average RPI Win: 63		WON-LOST RECORD		WINNING PCT. RANK		LAST 10 GAMES		STRENGTH OF SCHEDULE		OPP. STRENGTH OF SCHEDULE		TEAM RPI		ADJ RPI		CONF. RPI		ADJ CONF. RPI					
DIV. I ONLY		36-24-0		.681 81		5-5-0		1		6		16		.64814 16		1		1					
DIV. I NON-CONF.		21-13-0		.61765 80		3-4-0		2		17		18		.63617 17		1		1					
TOTALS		RPI 1-25		RPI 26-50		W-L RECORDS		RPI 51-100		RPI 101-150		RPI 150+											
36-24-0		13-15-0		8-8-0		OVERALL		8-1-0		4-0-0		3-0-0											
13-7-0		4-3-0		5-3-0		HOME		2-1-0		2-0-0		0-0-0											
12-10-0		6-6-0		2-4-0		AWAY		2-0-0		1-0-0		1-0-0											
11-7-0		3-6-0		1-1-0		NEUTRAL		4-0-0		1-0-0		2-0-0											
21-13-0		2-9-0		4-3-0		NON-CONFERENCE		8-1-0		4-0-0		3-0-0											
6-2-0		0-1-0		2-0-0		HOME		2-1-0		2-0-0		0-0-0											
5-5-0		0-3-0		1-0-		AWAY		2-0-0		1-0-0		1-0-0											
10-6-0		2-5-0		1-1-0		NEUTRAL		4-0-0		1-0-0		2-0-0											
15-11-0		11-6-0		4-5-0		CONFERENCE		0-0-0		0-0-0		0-0-0											
7-5-0		4-2-0		3-3-0		HOME		0-0-0		0-0-0		0-0-0											
7-5-0		6-3-0		1-2-0		AWAY		0-0-0		0-0-0		0-0-0											
1-1-0		1-1-0		0-0-0		NEUTRAL		0-0-0		0-0-0		0-0-0											
RPI	S	Opponent		Score		RPI	S	Opponent		Score		RPI	S	Opponent		Score		RPI	S	Opponent		Score	
1	N	Oklahoma		1	9	26	H	Missouri		4	8	57	H	Western Ky.		1	4	117	H	Toledo		7	2
2	N	UCLA		4	12	26	H	Missouri		8	11	60	N	Oregon		12	3	129	A	Murray St.		14	4
3	A	Washington		0	3	26	H	Missouri		8	10	62	N	Sam Houston St.		6	0	131	H	Syracuse		13	0
3	H	Washington		0	5	27	H	Virginia Tech		8	1	66	N	California		5	0	149	N	Hofstra		8	0
3	N	Washington		2	4	27	H	Virginia Tech		11	1	69	A	Marshall		9	4	200	N	Bethune-Cookman		10	2
6	A	Alabama		4	1	28	H	Mississippi St.		9	8	79	H	Miami (OH)		9	1	205	N	Saint Louis		10	0
6	A	Alabama		1	3	28	H	Mississippi St.		4	1	91	A	Eastern Ky.		11	5	235	A	Northern Ky.		13	0
6	A	Alabama		3	2	28	H	Mississippi St.		8	0	91	H	Eastern Ky.		10	2						
6	N	Alabama		3	6	33	A	Arkansas		0	1	100	N	Utah		13	2						
8	N	Texas		3	4	33	A	Arkansas		2	3												
9	N	Oklahoma St.		7	8	33	A	Arkansas		16	2												
11	N	James Madison		6	1	34	A	Louisville		7	8												
13	A	LSU		2	5	36	A	Houston		13	1												
13	A	LSU		0	5	36	A	Houston		3	4												
13	A	LSU		3	2	41	N	Illinois		5	6												
15	H	Ole Miss		11	4	43	N	Southern Ill.		6	5												
15	H	Ole Miss		2	6																		
15	H	Ole Miss		4	8																		
15	N	Ole Miss		8	0																		
19	A	Texas Tech		5	7																		
19	A	Texas Tech		6	9																		
20	H	Auburn		7	0	LAST 10 GAMES						6	N	Alabama		3	6						
20	H	Auburn		7	3	3	H	Washington		0	5	15	N	Ole Miss		8	0						
20	H	Auburn		7	0	3	A	Washington		0	3	19	A	Texas Tech		6	9						
21	N	North Carolina		1	0	27	H	Virginia Tech		11	1	19	A	Texas Tech		5	7						
23	A	South Carolina		5	0	27	H	Virginia Tech		8	1	6	A	Alabama		3	2						
23	A	South Carolina		5	1	117	H	Toledo		7	2												

Kentucky

RPI	S	Opponent	Score
23	A	South Carolina	11 2

Non-Div. I Games:

Average RPI Win:		77	WON-LOST RECORD		WINNING PCT. RANK	LAST 10 GAMES		STRENGTH OF SCHEDULE		OPP. STRENGTH OF SCHEDULE	TEAM RPI	ADJ RPI	CONF. RPI	ADJ CONF. RPI			
DIV. I ONLY			43-17-0		.71667	28		5-5-0		15	10	17	.64687	17	1	1	
DIV. I NON-CONF.			28-4-0		.875	6		3-1-0		40	34	11	.65637	13	1	1	
TOTALS		RPI 1-25		RPI 26-50		W-L RECORDS		RPI 51-100		RPI 101-150		RPI 150+					
43-17-0		10-14-0		12-3-0		OVERALL		7-0-0		8-0-0		6-0-0					
20-8-0		3-6-0		8-2-0		HOME		2-0-0		5-0-0		2-0-0					
12-6-0		6-5-0		3-1-0		AWAY		2-0-0		0-0-0		1-0-0					
11-3-0		1-3-0		1-0-0		NEUTRAL		3-0-0		3-0-0		3-0-0					
28-4-0		4-4-0		3-0-0		NON-CONFERENCE		7-0-0		8-0-0		6-0-0					
12-2-0		2-2-0		1-0-0		HOME		2-0-0		5-0-0		2-0-0					
5-0-0		1-0-0		1-0-		AWAY		2-0-0		0-0-0		1-0-0					
11-2-0		1-2-0		1-0-0		NEUTRAL		3-0-0		3-0-0		3-0-0					
15-13-0		6-10-0		9-3-0		CONFERENCE		0-0-0		0-0-0		0-0-0					
8-6-0		1-4-0		7-2-0		HOME		0-0-0		0-0-0		0-0-0					
7-6-0		5-5-0		2-1-0		AWAY		0-0-0		0-0-0		0-0-0					
0-1-0		0-1-0		0-0-0		NEUTRAL		0-0-0		0-0-0		0-0-0					
RPI	S	Opponent		Score		RPI	S	Opponent		Score		RPI	S	Opponent		Score	
5	N	Florida St.		2	5	26	A	Missouri		9	3	55	A	Liberty		1	0
7	N	Minnesota		4	2	26	A	Missouri		2	1	63	N	Fresno St.		4	2
8	H	Texas		0	2	26	A	Missouri		4	5	70	H	Longwood		8	0
8	H	Texas		9	5	28	H	Mississippi St.		9	2	76	A	Coastal Caro.		3	1
10	A	Florida		0	8	28	H	Mississippi St.		10	2	86	H	Bradley		8	0
10	A	Florida		9	1	28	H	Mississippi St.		4	0	97	N	Boston U.		4	0
10	A	Florida		3	0	33	H	Arkansas		0	1	100	N	Utah		10	1
10	A	Florida		3	2	33	H	Arkansas		6	4						
10	H	Florida		1	2	33	H	Arkansas		5	2						
10	H	Florida		0	3	34	H	Louisville		5	3						
11	N	James Madison		2	6	37	N	Notre Dame		8	0						
15	A	Ole Miss		2	1	39	A	Ohio St.		12	4						
15	A	Ole Miss		1	4	50	H	Texas A&M		4	1						
15	A	Ole Miss		3	5	50	H	Texas A&M		4	2						
20	H	Auburn		8	1	50	H	Texas A&M		4	6						
20	H	Auburn		5	10												
20	H	Auburn		0	3												
20	N	Auburn		0	2												
21	A	North Carolina		2	0												
21	H	North Carolina		0	1												
21	H	North Carolina		2	0												
25	A	Georgia		0	8			LAST 10 GAMES									
25	A	Georgia		7	6	10	H	Florida		1	2	39	A	Ohio St.		12	4
25	A	Georgia		2	6	10	A	Florida		3	2	70	H	Longwood		8	0
						10	H	Florida		0	3	20	N	Auburn		0	2
						21	H	North Carolina		2	0	50	H	Texas A&M		4	6
						21	H	North Carolina		0	1	50	H	Texas A&M		4	2

Non-Div. I Games:

Tennessee

Average RPI Win:	112	WON-LOST RECORD		WINNING PCT. RANK		LAST 10 GAMES		STRENGTH OF SCHEDULE		OPP. STRENGTH OF SCHEDULE		TEAM RPI		ADJ RPI		CONF. RPI		ADJ CONF. RPI					
Average RPI Loss:	38																						
DIV. I ONLY		52-6-0		.89655	3	8-2-0		75		56		18		.64018	18	8		8					
DIV. I NON-CONF.		24-6-0		.8	19	2-2-0		74		33		22		.62028	22	8		8					
<hr/>																							
TOTALS		RPI 1-25		RPI 26-50		W-L RECORDS		RPI 51-100		RPI 101-150		RPI 150+											
52-6-0		1-3-0		2-0-0		OVERALL		25-3-0		12-0-0		12-0-0											
25-2-0		0-1-0		0-0-0		HOME		12-1-0		6-0-0		7-0-0											
21-3-0		1-2-0		1-0-0		AWAY		8-1-0		6-0-0		5-0-0											
6-1-0		0-0-0		1-0-0		NEUTRAL		5-1-0		0-0-0		0-0-0											
24-6-0		1-3-0		2-0-0		NON-CONFERENCE		10-3-0		6-0-0		5-0-0											
13-2-0		0-1-0		0-0-0		HOME		3-1-0		6-0-0		4-0-0											
7-3-0		1-2-0		1-0-		AWAY		4-1-0		0-0-0		1-0-0											
4-1-0		0-0-0		1-0-0		NEUTRAL		3-1-0		0-0-0		0-0-0											
28-0-0		0-0-0		0-0-0		CONFERENCE		15-0-0		6-0-0		7-0-0											
12-0-0		0-0-0		0-0-0		HOME		9-0-0		0-0-0		3-0-0											
14-0-0		0-0-0		0-0-0		AWAY		4-0-0		6-0-0		4-0-0											
2-0-0		0-0-0		0-0-0		NEUTRAL		2-0-0		0-0-0		0-0-0											
RPI	S	Opponent		Score		RPI	S	Opponent		Score		RPI	S	Opponent		Score		RPI	S	Opponent		Score	
1	A	Oklahoma		1	9	42	N	Oregon St.		8	0	53	H	UT Arlington		4	2	103	H	Austin Peay		8	0
15	A	Ole Miss		2	0	44	A	Louisiana Tech		7	2	53	H	UT Arlington		2	0	103	H	Austin Peay		2	1
15	A	Ole Miss		1	5							53	H	UT Arlington		4	1	106	H	SFA		5	2
15	H	Ole Miss		4	5							54	N	North Texas		1	5	106	H	SFA		9	1
												54	N	North Texas		10	2	110	A	Appalachian St.		3	1
												58	A	Baylor		3	4	110	A	Appalachian St.		15	5
												58	A	Baylor		5	2	110	A	Appalachian St.		8	0
												58	H	Baylor		4	1	130	H	Southeastern La.		7	1
												59	N	Southeast Mo. St.		3	2	137	H	Fordham		4	0
												64	A	Texas St.		7	4	146	A	South Alabama		11	7
												64	A	Texas St.		5	3	146	A	South Alabama		11	2
												64	A	Texas St.		4	3	146	A	South Alabama		14	0
												64	A	Texas St.		6	1	152	A	Campbell		3	0
												65	H	Troy		8	0	173	A	Ga. Southern		3	1
												65	H	Troy		8	0	173	A	Ga. Southern		6	3
												65	H	Troy		9	1	173	A	Ga. Southern		2	0
												66	H	California		7	1	207	A	La.-Monroe		3	0
												66	H	California		7	3	228	H	Georgia St.		10	2
												73	A	UNC Greensboro		6	2	228	H	Georgia St.		12	3
												75	N	Kent St.		21	1	228	H	Georgia St.		10	2
																		250	H	A&M-Corpus Christi		15	0
																		250	H	A&M-Corpus Christi		21	0
																		263	H	Incarnate Word		11	0
																		278	H	Jackson St.		9	0
<hr/>																							
						LAST 10 GAMES																	
						15	H	Ole Miss		4	5												
						15	A	Ole Miss		1	5												
						15	A	Ole Miss		2	0												
						59	N	Southeast Mo. St.		3	2												
						76	N	Coastal Caro.		1	0												

Non-Div. I Games:

Louisiana

Louisiana

RPI	S	Opponent	Score
76	H	Coastal Caro.	8 0
76	H	Coastal Caro.	3 2
76	H	Coastal Caro.	5 2
76	N	Coastal Caro.	1 0
76	N	Coastal Caro.	5 2
82	A	Nicholls St.	8 0
85	A	McNeese	4 0
85	H	McNeese	4 5

76	N	Coastal Caro.	5 2
64	A	Texas St.	4 3
207	A	La.-Monroe	3 0
76	H	Coastal Caro.	3 2
76	H	Coastal Caro.	8 0

L
o
u
i
s
i
a
n
a

Average RPI Win:		99	WON-LOST RECORD		WINNING PCT. RANK	LAST 10 GAMES		STRENGTH OF SCHEDULE		OPP. STRENGTH OF SCHEDULE	TEAM RPI	ADJ RPI	CONF. RPI	ADJ CONF. RPI							
Average RPI Loss:		30																			
DIV. I ONLY			42-16-0		.72414	24	6-4-0		38	18	19	.63777	19	3	2						
DIV. I NON-CONF.			33-5-0		.86842	7	6-2-0		56	25	15	.65869	12	3	2						
TOTALS		RPI 1-25		RPI 26-50		W-L RECORDS		RPI 51-100		RPI 101-150		RPI 150+									
42-16-0		8-12-0		5-1-0		OVERALL		11-1-0		7-2-0		11-0-0									
16-7-0		3-6-0		0-0-0		HOME		5-0-0		2-1-0		6-0-0									
8-7-0		2-4-0		2-1-0		AWAY		4-1-0		0-1-0		0-0-0									
18-2-0		3-2-0		3-0-0		NEUTRAL		2-0-0		5-0-0		5-0-0									
33-5-0		7-3-0		3-0-0		NON-CONFERENCE		8-1-0		4-1-0		11-0-0									
13-1-0		2-1-0		0-0-0		HOME		5-0-0		0-0-0		6-0-0									
3-3-0		2-1-0		0-0-		AWAY		1-1-0		0-1-0		0-0-0									
17-1-0		3-1-0		3-0-0		NEUTRAL		2-0-0		4-0-0		5-0-0									
9-11-0		1-9-0		2-1-0		CONFERENCE		3-0-0		3-1-0		0-0-0									
3-6-0		1-5-0		0-0-0		HOME		0-0-0		2-1-0		0-0-0									
5-4-0		0-3-0		2-1-0		AWAY		3-0-0		0-0-0		0-0-0									
1-1-0		0-1-0		0-0-0		NEUTRAL		0-0-0		1-0-0		0-0-0									
RPI	S	Opponent		Score		RPI	S	Opponent		Score		RPI	S	Opponent		Score					
1	H	Oklahoma		3	8	29	N	Wisconsin		8	3	53	H	UT Arlington		8	4				
1	H	Oklahoma		1	13	44	N	Louisiana Tech		3	0	53	H	UT Arlington		9	1				
1	H	Oklahoma		1	5	44	N	Louisiana Tech		3	1	54	H	North Texas		6	1				
1	N	Oklahoma		0	8	48	A	Iowa St.		8	4	54	H	North Texas		8	1				
3	N	Washington		1	4	48	A	Iowa St.		8	3	58	A	Baylor		6	2				
8	H	Texas		3	2	48	A	Iowa St.		5	6	58	A	Baylor		11	2				
8	H	Texas		0	2							58	A	Baylor		11	6				
8	H	Texas		0	2							60	N	Oregon		5	0				
9	A	Oklahoma St.		7	8							72	A	New Mexico St.		9	5				
9	A	Oklahoma St.		5	6							72	A	New Mexico St.		2	8				
9	A	Oklahoma St.		2	3							78	H	Jacksonville St.		11	3				
13	A	LSU		4	5							99	N	San Diego St.		7	0				
13	A	LSU		5	4																
13	H	LSU		1	5																
16	H	Kentucky		7	5																
16	H	Kentucky		9	6																
20	A	Auburn		5	4																
22	N	Drake		4	0																
22	N	Drake		1	0																
24	N	Arizona St.		8	0																
						LAST 10 GAMES															
						13	A	LSU		5	4	148						N	Kansas	7	3
						13	H	LSU		1	5	1						N	Oklahoma	0	8
						44	N	Louisiana Tech		3	1	16						H	Kentucky	9	6
						13	A	LSU		4	5	16						H	Kentucky	7	5
						44	N	Louisiana Tech		3	0	72						A	New Mexico St.	2	8

Non-Div. I Games:

Texas Tech

Average RPI Win: 99		WON-LOST RECORD		WINNING PCT. RANK		LAST 10 GAMES		STRENGTH OF SCHEDULE		OPP. STRENGTH OF SCHEDULE		TEAM RPI		ADJ RPI		CONF. RPI		ADJ CONF. RPI				
Average RPI Loss: 23																						
DIV. I ONLY		39-21-0		.65 55		4-6-0		18		17		20		.62079 20		1		1				
DIV. I NON-CONF.		27-6-0		.81818 13		2-2-0		52		62		19		.63046 18		1		1				
TOTALS		RPI 1-25		RPI 26-50		W-L RECORDS		RPI 51-100		RPI 101-150		RPI 150+										
39-21-0		7-15-0		11-5-0		OVERALL		4-1-0		2-0-0		15-0-0										
24-7-0		4-7-0		6-0-0		HOME		1-0-0		2-0-0		11-0-0										
6-10-0		2-6-0		3-4-0		AWAY		0-0-0		0-0-0		1-0-0										
9-4-0		1-2-0		2-1-0		NEUTRAL		3-1-0		0-0-0		3-0-0										
27-6-0		1-4-0		5-1-0		NON-CONFERENCE		4-1-0		2-0-0		15-0-0										
18-1-0		1-1-0		3-0-0		HOME		1-0-0		2-0-0		11-0-0										
2-2-0		0-2-0		1-0-		AWAY		0-0-0		0-0-0		1-0-0										
7-3-0		0-1-0		1-1-0		NEUTRAL		3-1-0		0-0-0		3-0-0										
12-15-0		6-11-0		6-4-0		CONFERENCE		0-0-0		0-0-0		0-0-0										
6-6-0		3-6-0		3-0-0		HOME		0-0-0		0-0-0		0-0-0										
4-8-0		2-4-0		2-4-0		AWAY		0-0-0		0-0-0		0-0-0										
2-1-0		1-1-0		1-0-0		NEUTRAL		0-0-0		0-0-0		0-0-0										
RPI	S	Opponent		Score		RPI	S	Opponent		Score		RPI	S	Opponent		Score						
3	N	Washington		6	8	26	N	Missouri		3	0	57	N	Western Ky.		8	0	133	H	Villanova	8	0
4	A	Arizona		3	12	28	A	Mississippi St.		7	4	60	N	Oregon		8	0	133	H	Villanova	11	1
4	A	Arizona		1	2	28	A	Mississippi St.		6	7	65	H	Troy		3	1	154	H	UAB	9	0
10	H	Florida		0	7	28	A	Mississippi St.		9	0	67	N	LMU (CA)		9	2	154	H	UAB	11	3
10	H	Florida		2	1	33	A	Arkansas		0	1	87	N	Missouri St.		3	4	164	H	Kennesaw St.	4	2
10	H	Florida		1	6	33	A	Arkansas		2	5							165	H	Michigan St.	3	2
10	N	Florida		0	3	33	A	Arkansas		1	7							165	H	Michigan St.	5	0
16	A	Kentucky		3	7	34	H	Louisville		6	2							166	N	UTSA	7	1
16	A	Kentucky		0	7	38	A	Colorado St.		8	0							170	H	Radford	7	2
16	A	Kentucky		0	7	38	N	Colorado St.		10	5							170	H	Radford	5	2
17	A	Tennessee		10	5	44	N	Louisiana Tech		1	2							171	H	Mercer	10	2
17	A	Tennessee		1	8	47	H	North Dakota St.		10	2							188	N	Florida A&M	10	2
17	A	Tennessee		3	0	47	H	North Dakota St.		4	1							199	H	Furman	15	1
17	N	Tennessee		2	0	50	H	Texas A&M		8	1							223	H	Eastern Ill.	6	0
19	H	Texas Tech		4	5	50	H	Texas A&M		7	6							227	N	Tennessee St.	11	4
22	H	Drake		2	0	50	H	Texas A&M		12	4							228	A	Georgia St.	12	1
23	H	South Carolina		1	10													239	H	Alabama St.	8	0
23	H	South Carolina		5	4																	
23	H	South Carolina		4	8																	
25	H	Georgia		9	5																	
25	H	Georgia		2	3																	
25	H	Georgia		6	7																	
						LAST 10 GAMES																
						4	A	Arizona		3	12	17	N	Tennessee		2	0					
						38	A	Colorado St.		8	0	26	N	Missouri		3	0					
						4	A	Arizona		1	2	33	A	Arkansas		2	5					
						38	N	Colorado St.		10	5	33	A	Arkansas		1	7					
						10	N	Florida		0	3	33	A	Arkansas		0	1					

Non-Div. I Games:

Auburn

Average RPI Win:		84	WON-LOST RECORD		WINNING PCT. RANK	LAST 10 GAMES	STRENGTH OF SCHEDULE		OPP. STRENGTH OF SCHEDULE	TEAM RPI	ADJ RPI	CONF. RPI	ADJ CONF. RPI				
Average RPI Loss:		61															
DIV. I ONLY			38-20-0		.65517	53	5-5-0		30	30	26	.61538	21	5	5		
DIV. I NON-CONF.			19-12-0		.6129	83	3-3-0		15	12	27	.61616	23	5	5		
TOTALS		RPI 1-25		RPI 26-50		W-L RECORDS		RPI 51-100		RPI 101-150		RPI 150+					
38-20-0		8-8-0		6-3-0		OVERALL		9-6-0		8-1-0		7-2-0					
18-7-0		5-3-0		0-0-0		HOME		3-2-0		6-1-0		4-1-0					
13-6-0		2-2-0		4-2-0		AWAY		3-1-0		1-0-0		3-1-0					
7-7-0		1-3-0		2-1-0		NEUTRAL		3-3-0		1-0-0		0-0-0					
19-12-0		6-6-0		1-1-0		NON-CONFERENCE		5-3-0		5-1-0		2-1-0					
9-4-0		3-2-0		0-0-0		HOME		2-0-0		3-1-0		1-1-0					
5-1-0		2-1-0		0-0-		AWAY		1-0-0		1-0-0		1-0-0					
5-7-0		1-3-0		1-1-0		NEUTRAL		2-3-0		1-0-0		0-0-0					
19-8-0		2-2-0		5-2-0		CONFERENCE		4-3-0		3-0-0		5-1-0					
9-3-0		2-1-0		0-0-0		HOME		1-2-0		3-0-0		3-0-0					
8-5-0		0-1-0		4-2-0		AWAY		2-1-0		0-0-0		2-1-0					
2-0-0		0-0-0		1-0-0		NEUTRAL		1-0-0		0-0-0		0-0-0					
RPI	S	Opponent		Score		RPI	S	Opponent		Score		RPI	S	Opponent		Score	
3	N	Washington		1	9	27	A	Virginia Tech		3	0	55	H	Liberty		3	2
5	A	Florida St.		0	8	27	A	Virginia Tech		0	5	58	N	Baylor		9	10
5	H	Florida St.		6	5	27	A	Virginia Tech		8	4	70	N	Longwood		3	1
5	H	Florida St.		6	8	34	A	Louisville		6	0	72	N	New Mexico St.		2	6
5	H	Florida St.		1	0	34	A	Louisville		10	7	73	A	UNC Greensboro		6	2
9	N	Oklahoma St.		5	7	34	A	Louisville		1	6	76	H	Coastal Caro.		9	0
12	H	Northwestern		3	9	34	N	Louisville		9	3	80	N	Long Beach St.		4	8
12	H	Northwestern		5	0	39	N	Ohio St.		0	1	84	N	NC State		6	1
14	H	Michigan		8	3	39	N	Ohio St.		5	3	88	A	Duke		1	2
14	H	Michigan		4	2							88	A	Duke		8	1
16	N	Kentucky		0	1							88	A	Duke		4	2
17	A	Tennessee		1	0							90	H	Georgia Tech		5	13
17	A	Tennessee		0	2							90	H	Georgia Tech		2	3
17	H	Tennessee		0	2							90	H	Georgia Tech		4	1
23	N	South Carolina		4	0							90	H	Georgia Tech		4	1
25	A	Georgia		3	1							100	N	Utah		7	2
LAST 10 GAMES																	
17	A	Tennessee		0	2	5	A	Florida St.		0	8						
17	A	Tennessee		1	0	84	N	NC State		6	1						
39	N	Ohio St.		5	3	34	N	Louisville		9	3						
70	N	Longwood		3	1	265	H	N.C. Central		1	3						
39	N	Ohio St.		0	1	34	A	Louisville		1	6						

Non-Div. I Games:

North Carolina

Drake

South Carolina

Through Games Of June 4, 2019 (FINAL)

Average RPI Win: 105		WON-LOST	WINNING	LAST 10	STRENGTH OF	OPP. STRENGTH	TEAM	ADJ	CONF.	ADJ CONF.				
Average RPI Loss: 22		RECORD	PCT. RANK	GAMES	SCHEDULE	OF SCHEDULE	RPI	RPI	RPI	RPI				
DIV. I ONLY		38-19-0	.66667	46	3-7-0	23	22	22	.61362	23	1	1		
DIV. I NON-CONF.		29-4-0	.87879	5	2-2-0	94	80	20	.62395	21	1	1		
<hr/>														
TOTALS		RPI 1-25	RPI 26-50		W-L RECORDS		RPI 51-100		RPI 101-150		RPI 150+			
38-19-0		7-13-0	5-5-0		OVERALL		8-1-0		7-0-0		11-0-0			
21-7-0		4-7-0	0-0-0		HOME		6-0-0		3-0-0		8-0-0			
7-8-0		3-4-0	3-4-0		AWAY		0-0-0		0-0-0		1-0-0			
10-4-0		0-2-0	2-1-0		NEUTRAL		2-1-0		4-0-0		2-0-0			
29-4-0		0-2-0	3-1-0		NON-CONFERENCE		8-1-0		7-0-0		11-0-0			
17-0-0		0-0-0	0-0-0		HOME		6-0-0		3-0-0		8-0-0			
2-1-0		0-1-0	1-0-		AWAY		0-0-0		0-0-0		1-0-0			
10-3-0		0-1-0	2-1-0		NEUTRAL		2-1-0		4-0-0		2-0-0			
9-15-0		7-11-0	2-4-0		CONFERENCE		0-0-0		0-0-0		0-0-0			
4-7-0		4-7-0	0-0-0		HOME		0-0-0		0-0-0		0-0-0			
5-7-0		3-3-0	2-4-0		AWAY		0-0-0		0-0-0		0-0-0			
0-1-0		0-1-0	0-0-0		NEUTRAL		0-0-0		0-0-0		0-0-0			
RPI	S	Opponent	Score		RPI	S	Opponent	Score		RPI	S	Opponent	Score	
5	A	Florida St.	6	7	26	A	Missouri	5	2	58	N	Baylor	1	4
6	H	Alabama	2	0	26	A	Missouri	6	7	65	N	Troy	10	2
6	H	Alabama	5	1	26	A	Missouri	3	4	73	H	UNC Greensboro	11	3
6	H	Alabama	1	9	32	A	South Fla.	8	1	73	H	UNC Greensboro	6	3
10	N	Florida	5	6	32	N	South Fla.	2	3	73	H	UNC Greensboro	9	4
13	A	LSU	5	8	32	N	South Fla.	2	1	76	H	Coastal Caro.	7	4
13	A	LSU	7	5	33	A	Arkansas	4	7	81	H	USC Upstate	10	2
13	A	LSU	1	9	33	A	Arkansas	2	3	88	H	Duke	5	4
15	H	Ole Miss	0	2	33	A	Arkansas	9	6	88	N	Duke	3	2
15	H	Ole Miss	2	0	37	N	Notre Dame	7	4					
16	H	Kentucky	1	5										
16	H	Kentucky	2	11										
16	H	Kentucky	0	5										
20	A	Auburn	8	4										
20	A	Auburn	10	1										
20	A	Auburn	4	5										
21	N	North Carolina	0	4										
25	H	Georgia	4	6										
25	H	Georgia	2	3										
25	H	Georgia	3	2										
					LAST 10 GAMES									
5	A	Florida St.	6	7	26	A	Missouri	5	2					
32	N	South Fla.	2	1	26	A	Missouri	6	7					
200	N	Bethune-Cookman	10	0	26	A	Missouri	3	4					
32	N	South Fla.	2	3	25	H	Georgia	2	3					
10	N	Florida	5	6	25	H	Georgia	4	6					

Non-Div. I Games:

South Carolina

Average RPI Win:		105	WON-LOST RECORD		WINNING PCT. RANK		LAST 10 GAMES		STRENGTH OF SCHEDULE		OPP. STRENGTH OF SCHEDULE		TEAM RPI		ADJ RPI		CONF. RPI		ADJ CONF. RPI	
DIV. I ONLY			35-20-0		.63636 64		7-3-0		17		15		23		.61184 24		2		3	
DIV. I NON-CONF.			22-9-0		.70968 41		2-2-0		36		26		24		.60928 26		2		3	
TOTALS		RPI 1-25		RPI 26-50		W-L RECORDS		RPI 51-100		RPI 101-150		RPI 150+								
35-20-0		2-16-0		8-3-0		OVERALL		9-1-0		8-0-0		8-0-0								
23-11-0		2-7-0		2-3-0		HOME		6-1-0		7-0-0		6-0-0								
6-8-0		0-8-0		3-0-0		AWAY		3-0-0		0-0-0		0-0-0								
6-1-0		0-1-0		3-0-0		NEUTRAL		0-0-0		1-0-0		2-0-0								
22-9-0		2-7-0		3-2-0		NON-CONFERENCE		1-0-0		8-0-0		8-0-0								
16-6-0		2-4-0		0-2-0		HOME		1-0-0		7-0-0		6-0-0								
0-2-0		0-2-0		0-0-		AWAY		0-0-0		0-0-0		0-0-0								
6-1-0		0-1-0		3-0-0		NEUTRAL		0-0-0		1-0-0		2-0-0								
13-11-0		0-9-0		5-1-0		CONFERENCE		8-1-0		0-0-0		0-0-0								
7-5-0		0-3-0		2-1-0		HOME		5-1-0		0-0-0		0-0-0								
6-6-0		0-6-0		3-0-0		AWAY		3-0-0		0-0-0		0-0-0								
0-0-0		0-0-0		0-0-0		NEUTRAL		0-0-0		0-0-0		0-0-0								
RPI	S	Opponent		Score		RPI	S	Opponent		Score		RPI	S	Opponent		Score				
2	H	UCLA		0 9		26	H	Missouri		0 8		60	A	Oregon		10 1				
2	H	UCLA		0 10		29	H	Wisconsin		1 5		60	A	Oregon		4 0				
2	H	UCLA		5 16		31	A	Stanford		10 5		60	A	Oregon		12 4				
3	A	Washington		4 8		31	A	Stanford		7 4		66	H	California		7 2				
3	A	Washington		2 9		31	A	Stanford		10 4		66	H	California		10 6				
3	A	Washington		0 6		40	N	Lipscomb		4 3		66	H	California		3 8				
4	A	Arizona		0 2		40	N	Lipscomb		10 1		72	H	New Mexico St.		17 1				
4	A	Arizona		0 8		42	H	Oregon St.		18 2		100	H	Utah		13 0				
4	A	Arizona		0 8		42	H	Oregon St.		1 5		100	H	Utah		14 4				
6	A	Alabama		4 7		42	H	Oregon St.		12 4		100	H	Utah		18 17				
6	A	Alabama		8 9		50	N	Texas A&M		5 4										
8	H	Texas		9 6																
8	H	Texas		4 11																
9	H	Oklahoma St.		0 2																
10	H	Florida		2 7																
11	H	James Madison		6 4																
14	H	Michigan		6 7																
19	N	Texas Tech		0 8																
LAST 10 GAMES																				
6	A	Alabama		8 9		60	A	Oregon		10 1		60	A	Oregon		4 0				
40	N	Lipscomb		10 1		60	A	Oregon		4 0		66	H	California		10 6				
6	A	Alabama		4 7		66	H	California		10 6		66	H	California		3 8				
40	N	Lipscomb		4 3		66	H	California		3 8		66	H	California		7 2				
60	A	Oregon		12 4		66	H	California		7 2										

Non-Div. I Games:

Arizona St.

Average RPI Win:		114	WON-LOST		WINNING		LAST 10		STRENGTH OF		OPP. STRENGTH		TEAM	ADJ		CONF.	ADJ CONF.	
Average RPI Loss:		22	RECORD		PCT. RANK		GAMES		SCHEDULE		OF SCHEDULE		RPI	RPI		RPI	RPI	
DIV. I ONLY			42-19-0		.68852	36	7-3-0		29		31		21	.61122		25	1	1
DIV. I NON-CONF.			29-6-0		.82857	12	2-2-0		121		100		29	.59945		31	1	1
TOTALS		RPI 1-25		RPI 26-50			W-L RECORDS			RPI 51-100			RPI 101-150			RPI 150+		
42-19-0		11-13-0		5-4-0			OVERALL			3-2-0			9-0-0			14-0-0		
29-8-0		5-5-0		3-2-0			HOME			2-1-0			6-0-0			13-0-0		
7-9-0		4-7-0		1-2-0			AWAY			1-0-0			1-0-0			0-0-0		
6-2-0		2-1-0		1-0-0			NEUTRAL			0-1-0			2-0-0			1-0-0		
29-6-0		2-3-0		1-1-0			NON-CONFERENCE			3-2-0			9-0-0			14-0-0		
22-3-0		0-1-0		1-1-0			HOME			2-1-0			6-0-0			13-0-0		
2-2-0		0-2-0		0-0-			AWAY			1-0-0			1-0-0			0-0-0		
5-1-0		2-0-0		0-0-0			NEUTRAL			0-1-0			2-0-0			1-0-0		
13-13-0		9-10-0		4-3-0			CONFERENCE			0-0-0			0-0-0			0-0-0		
7-5-0		5-4-0		2-1-0			HOME			0-0-0			0-0-0			0-0-0		
5-7-0		4-5-0		1-2-0			AWAY			0-0-0			0-0-0			0-0-0		
1-1-0		0-1-0		1-0-0			NEUTRAL			0-0-0			0-0-0			0-0-0		
RPI	S	Opponent		Score		RPI	S	Opponent		Score		RPI	S	Opponent		Score		
6	A	Alabama		1	7	26	A	Missouri		7	8	52	N	Indiana		4	6	
6	A	Alabama		3	4	26	A	Missouri		3	7	71	H	Elon		5	0	
6	A	Alabama		0	4	26	A	Missouri		1	0	71	H	Elon		4	5	
6	N	Alabama		1	2	27	H	Virginia Tech		8	0	90	A	Georgia Tech		16	4	
7	A	Minnesota		1	8	27	H	Virginia Tech		6	7	90	H	Georgia Tech		7	0	
7	A	Minnesota		1	2	33	N	Arkansas		4	1							
13	H	LSU		4	6	50	H	Texas A&M		3	5							
13	H	LSU		4	11	50	H	Texas A&M		11	5							
13	H	LSU		4	7	50	H	Texas A&M		4	3							
15	H	Ole Miss		6	5													
15	H	Ole Miss		1	0													
15	H	Ole Miss		8	0													
17	H	Tennessee		8	0													
17	H	Tennessee		6	2													
17	H	Tennessee		6	7													
20	A	Auburn		7	6													
20	A	Auburn		3	2													
20	A	Auburn		5	9													
21	H	North Carolina		1	3													
22	N	Drake		7	4													
22	N	Drake		6	4													
23	A	South Carolina		6	4													
23	A	South Carolina		2	3													
23	A	South Carolina		3	2													
						LAST 10 GAMES												
						7	A	Minnesota		1	8	33	N	Arkansas		4	1	
						22	N	Drake		7	4	15	H	Ole Miss		8	0	
						7	A	Minnesota		1	2	15	H	Ole Miss		6	5	
						22	N	Drake		6	4	15	H	Ole Miss		1	0	
						6	N	Alabama		1	2	23	A	South Carolina		3	2	

Non-Div. I Games:

Georgia

Average RPI Win: 76		WON-LOST	WINNING	LAST 10	STRENGTH OF	OPP. STRENGTH	TEAM	ADJ	CONF.	ADJ CONF.					
Average RPI Loss: 42		RECORD	PCT. RANK	GAMES	SCHEDULE	OF SCHEDULE	RPI	RPI	RPI	RPI					
DIV. I ONLY		35-25-0	.58333	88	6-4-0	16	9	28	.60808	26	1	1			
DIV. I NON-CONF.		23-12-0	.65714	62	4-2-0	49	23	35	.59525	32	1	1			
TOTALS		RPI 1-25	RPI 26-50		W-L RECORDS		RPI 51-100		RPI 101-150		RPI 150+				
35-25-0		11-14-0	6-5-0		OVERALL		8-3-0		6-1-0		4-2-0				
13-7-0		5-4-0	3-0-0		HOME		3-2-0		0-0-0		2-1-0				
8-11-0		6-7-0	0-4-0		AWAY		2-0-0		0-0-0		0-0-0				
14-7-0		0-3-0	3-1-0		NEUTRAL		3-1-0		6-1-0		2-1-0				
23-12-0		2-4-0	3-2-0		NON-CONFERENCE		8-3-0		6-1-0		4-2-0				
5-3-0		0-0-0	0-0-0		HOME		3-2-0		0-0-0		2-1-0				
4-3-0		2-2-0	0-0-		AWAY		2-0-0		0-0-0		0-0-0				
14-6-0		0-2-0	3-1-0		NEUTRAL		3-1-0		6-1-0		2-1-0				
12-13-0		9-10-0	3-3-0		CONFERENCE		0-0-0		0-0-0		0-0-0				
8-4-0		5-4-0	3-0-0		HOME		0-0-0		0-0-0		0-0-0				
4-8-0		4-5-0	0-3-0		AWAY		0-0-0		0-0-0		0-0-0				
0-1-0		0-1-0	0-0-0		NEUTRAL		0-0-0		0-0-0		0-0-0				
RPI S	Opponent	Score		RPI S	Opponent	Score		RPI S	Opponent	Score		RPI S	Opponent	Score	
2 A	UCLA	5	1	28 A	Mississippi St.	2	10	59 H	Southeast Mo. St.	4	1	105 N	BYU	3	7
2 A	UCLA	1	13	28 A	Mississippi St.	3	6	59 H	Southeast Mo. St.	4	3	108 N	Weber St.	7	0
2 A	UCLA	1	9	28 A	Mississippi St.	3	8	60 H	Oregon	8	0	111 N	Iowa	9	1
2 N	UCLA	3	11	34 A	Louisville	3	5	60 H	Oregon	1	4	133 N	Villanova	7	0
3 N	Washington	3	6	41 N	Illinois	2	0	60 N	Oregon	1	6	141 N	Massachusetts	5	0
6 A	Alabama	8	14	41 N	Illinois	3	2	61 A	Wichita St.	7	1	148 N	Kansas	12	0
6 A	Alabama	5	11	42 N	Oregon St.	3	4	61 A	Wichita St.	7	3	148 N	Kansas	3	2
6 A	Alabama	1	3	46 N	Cal St. Fullerton	7	4	65 N	Troy	6	0	180 H	Pittsburgh	4	5
15 A	Ole Miss	5	2	50 H	Texas A&M	4	0	72 N	New Mexico St.	15	0	180 H	Pittsburgh	9	2
15 A	Ole Miss	5	7	50 H	Texas A&M	4	3	86 H	Bradley	1	8	204 N	Indiana St.	11	1
15 A	Ole Miss	0	1	50 H	Texas A&M	8	0	100 N	Utah	9	0	206 H	UMKC	8	0
16 A	Kentucky	8	4									251 N	IUPUI	8	9
16 A	Kentucky	10	8									251 N	IUPUI	11	3
16 A	Kentucky	11	8												
17 H	Tennessee	1	2												
17 H	Tennessee	5	4												
17 H	Tennessee	3	9												
20 N	Auburn	0	3												
23 H	South Carolina	4	3												
23 H	South Carolina	7	6												
23 H	South Carolina	2	5												
24 A	Arizona St.	8	0	LAST 10 GAMES											
25 H	Georgia	7	3	2 A	UCLA	1	13	20 N	Auburn	0	3	23 H	South Carolina	2	5
25 H	Georgia	0	1	2 A	UCLA	5	1	23 H	South Carolina	7	6	23 H	South Carolina	4	3
25 H	Georgia	8	7	108 N	Weber St.	7	0	23 H	South Carolina	8	0				
				2 A	UCLA	1	9								
				46 N	Cal St. Fullerton	7	4	206 H	UMKC						

Non-Div. I Games:

Missouri

Average RPI Win: 122		WON-LOST	WINNING	LAST 10	STRENGTH OF		OPP. STRENGTH	TEAM	ADJ	CONF.	ADJ CONF.
Average RPI Loss: 38		RECORD	PCT. RANK	GAMES	SCHEDULE		OF SCHEDULE	RPI	RPI	RPI	RPI
DIV. I ONLY		47-11-0	.81034	8	7-3-0		133	41	29	.60706	27
DIV. I NON-CONF.		27-6-0	.81818	13	4-2-0		115	35	26	.6126	25
TOTALS		RPI 1-25	RPI 26-50		W-L RECORDS		RPI 51-100		RPI 101-150		RPI 150+
47-11-0		3-6-0	5-2-0		OVERALL		14-3-0		4-0-0		21-0-0
15-6-0		2-3-0	3-1-0		HOME		4-2-0		3-0-0		3-0-0
19-4-0		1-3-0	0-1-0		AWAY		6-0-0		1-0-0		11-0-0
13-1-0		0-0-0	2-0-0		NEUTRAL		4-1-0		0-0-0		7-0-0
27-6-0		2-4-0	3-1-0		NON-CONFERENCE		6-1-0		1-0-0		15-0-0
7-1-0		1-1-0	1-0-0		HOME		2-0-0		0-0-0		3-0-0
7-4-0		1-3-0	0-0-		AWAY		0-0-0		1-0-0		5-0-0
13-1-0		0-0-0	2-0-0		NEUTRAL		4-1-0		0-0-0		7-0-0
20-5-0		1-2-0	2-1-0		CONFERENCE		8-2-0		3-0-0		6-0-0
8-5-0		1-2-0	2-1-0		HOME		2-2-0		3-0-0		0-0-0
12-0-0		0-0-0	0-0-0		AWAY		6-0-0		0-0-0		6-0-0
0-0-0		0-0-0	0-0-0		NEUTRAL		0-0-0		0-0-0		0-0-0
RPI S	Opponent	Score	RPI S	Opponent	Score	RPI S	Opponent	Score	RPI S	Opponent	Score
11 H	James Madison	1 3	32 A	South Fla.	2 7	61 N	Wichita St.	11 3	116 H	Virginia	1 0
11 H	James Madison	12 0	34 H	Louisville	10 1	64 N	Texas St.	5 17	116 H	Virginia	7 0
16 A	Kentucky	1 8	34 H	Louisville	13 5	64 N	Texas St.	10 0	116 H	Virginia	8 0
16 A	Kentucky	1 11	34 H	Louisville	5 7	70 H	Longwood	8 5	145 A	Col. of Charleston	13 0
21 H	North Carolina	0 3	40 H	Lipscomb	9 7	70 H	Longwood	6 0	154 N	UAB	4 1
21 H	North Carolina	4 8	41 N	Illinois	5 1	84 A	NC State	4 2	154 N	UAB	8 6
21 H	North Carolina	5 0	41 N	Illinois	6 2	84 A	NC State	1 0	156 N	Central Mich.	6 0
25 A	Georgia	7 6				84 A	NC State	12 1	159 A	Boston College	11 1
25 A	Georgia	0 8				84 H	NC State	2 3	159 A	Boston College	8 1
						88 A	Duke	3 0	159 A	Boston College	10 2
						88 A	Duke	2 1	170 A	Radford	10 0
						88 A	Duke	6 0	170 H	Radford	8 0
						90 H	Georgia Tech	5 1	180 A	Pittsburgh	18 0
						90 H	Georgia Tech	5 4	180 A	Pittsburgh	10 2
						90 H	Georgia Tech	7 10	180 A	Pittsburgh	9 1
						92 N	Purdue	7 5	184 N	ETSU	8 3
						92 N	Purdue	5 0	192 A	Charlotte	8 0
									192 A	Charlotte	9 1
									193 N	Detroit Mercy	13 0
									201 H	Binghamton	9 1
									201 H	Binghamton	12 0
									209 A	Charleston So.	10 0
									209 A	Charleston So.	4 0
									228 N	Georgia St.	6 0
									228 N	Georgia St.	5 1
LAST 10 GAMES						70 H	Longwood	8 5			
16 A	Kentucky	1 11	70 H	Longwood	6 0	159 A	Boston College	8 1			
41 N	Illinois	5 1	159 A	Boston College	11 1	159 A	Boston College	10 2			
16 A	Kentucky	1 8									
41 N	Illinois	6 2									
84 H	NC State	2 3									

Non-Div. I Games:

Virginia Tech

Average RPI Win:		108	WON-LOST RECORD		WINNING PCT. RANK		LAST 10 GAMES		STRENGTH OF SCHEDULE		OPP. STRENGTH OF SCHEDULE		TEAM RPI		ADJ RPI		CONF. RPI		ADJ CONF. RPI					
DIV. I ONLY			35-23-0		.60345		78		6-4-0		13		26		25		.60499		28		1		1	
DIV. I NON-CONF.			25-7-0		.78125		24		2-2-0		51		136		25		.60701		27		1		1	
TOTALS		RPI 1-25		RPI 26-50				W-L RECORDS				RPI 51-100				RPI 101-150				RPI 150+				
35-23-0		6-19-0		6-1-0				OVERALL				7-1-0				6-2-0				10-0-0				
21-9-0		3-7-0		5-0-0				HOME				2-1-0				4-1-0				7-0-0				
8-10-0		3-10-0		1-0-0				AWAY				1-0-0				1-0-0				2-0-0				
6-4-0		0-2-0		0-1-0				NEUTRAL				4-0-0				1-1-0				1-0-0				
25-7-0		0-3-0		2-1-0				NON-CONFERENCE				7-1-0				6-2-0				10-0-0				
15-3-0		0-1-0		2-0-0				HOME				2-1-0				4-1-0				7-0-0				
4-1-0		0-1-0		0-0-				AWAY				1-0-0				1-0-0				2-0-0				
6-3-0		0-1-0		0-1-0				NEUTRAL				4-0-0				1-1-0				1-0-0				
10-16-0		6-16-0		4-0-0				CONFERENCE				0-0-0				0-0-0				0-0-0				
6-6-0		3-6-0		3-0-0				HOME				0-0-0				0-0-0				0-0-0				
4-9-0		3-9-0		1-0-0				AWAY				0-0-0				0-0-0				0-0-0				
0-1-0		0-1-0		0-0-0				NEUTRAL				0-0-0				0-0-0				0-0-0				
RPI	S	Opponent		Score		RPI	S	Opponent		Score		RPI	S	Opponent		Score		RPI	S	Opponent		Score		
3	A	Washington		1	6	26	H	Missouri		8	3	51	N	UCF		11	3	102	N	Ohio		4	5	
3	H	Washington		0	8	26	H	Missouri		10	2	56	N	Seattle U		5	3	106	H	SFA		3	0	
3	N	Washington		5	7	26	H	Missouri		6	3	56	N	Seattle U		7	3	106	H	SFA		0	1	
6	A	Alabama		2	3	43	N	Southern Ill.		1	4	78	N	Jacksonville St.		11	3	126	H	Middle Tenn.		8	2	
6	A	Alabama		12	9	44	H	Louisiana Tech		5	4	88	A	Duke		3	2	130	H	Southeastern La.		4	3	
6	A	Alabama		2	8	44	H	Louisiana Tech		7	4	90	H	Georgia Tech		9	0	138	A	Memphis		10	7	
10	A	Florida		4	2	50	A	Texas A&M		3	2	90	H	Georgia Tech		4	2	138	H	Memphis		15	3	
10	A	Florida		0	2							90	H	Georgia Tech		4	6	148	N	Kansas		6	3	
10	A	Florida		6	4													154	A	UAB		5	4	
13	H	LSU		3	5													162	N	Sacramento St.		8	5	
13	H	LSU		9	10													178	H	UT Martin		9	1	
13	H	LSU		6	0													196	A	Central Ark.		4	3	
15	H	Ole Miss		1	3													215	H	Valparaiso		10	0	
15	H	Ole Miss		0	21													215	H	Valparaiso		8	3	
15	H	Ole Miss		6	0													239	H	Alabama St.		3	1	
15	N	Ole Miss		4	9													269	H	Alcorn		6	0	
16	A	Kentucky		0	8													275	H	Mississippi Val.		15	0	
16	A	Kentucky		1	4													275	H	Mississippi Val.		3	0	
16	A	Kentucky		8	9																			
17	A	Tennessee		0	4																			
17	A	Tennessee		2	10																			
17	A	Tennessee		2	9			LAST 10 GAMES																
20	H	Auburn		4	7	3	H	Washington		0	8	50	A	Texas A&M		3	2							
20	H	Auburn		0	9	56	N	Seattle U		7	3	10	A	Florida		0	2							
20	H	Auburn		7	6	3	A	Washington		1	6	10	A	Florida		4	2							
						56	N	Seattle U		5	3	10	A	Florida		6	4							
						15	N	Ole Miss		4	9	26	H	Missouri		10	2							

Non-Div. I Games:

Mississippi St.

Average RPI Win:		131	WON-LOST RECORD		WINNING PCT. RANK		LAST 10 GAMES		STRENGTH OF SCHEDULE		OPP. STRENGTH OF SCHEDULE		TEAM RPI		ADJ RPI		CONF. RPI		ADJ CONF. RPI	
DIV. I ONLY			43-14-0		.75439 14		7-3-0		79		38		27		.60321 29		4		4	
DIV. I NON-CONF.			26-5-0		.83871 11		3-2-0		150		49		28		.60391 29		4		4	
TOTALS		RPI 1-25		RPI 26-50		W-L RECORDS		RPI 51-100		RPI 101-150		RPI 150+								
43-14-0		3-10-0		4-3-0		OVERALL		10-0-0		11-1-0		15-0-0								
10-3-0		0-2-0		0-0-0		HOME		5-0-0		5-1-0		0-0-0								
14-8-0		2-5-0		1-3-0		AWAY		5-0-0		3-0-0		3-0-0								
19-3-0		1-3-0		3-0-0		NEUTRAL		0-0-0		3-0-0		12-0-0								
26-5-0		3-4-0		2-1-0		NON-CONFERENCE		4-0-0		2-0-0		15-0-0								
2-0-0		0-0-0		0-0-0		HOME		2-0-0		0-0-0		0-0-0								
7-3-0		2-2-0		0-0-		AWAY		2-0-0		0-0-0		3-0-0								
17-2-0		1-2-0		2-0-0		NEUTRAL		0-0-0		2-0-0		12-0-0								
17-9-0		0-6-0		2-2-0		CONFERENCE		6-0-0		9-1-0		0-0-0								
8-3-0		0-2-0		0-0-0		HOME		3-0-0		5-1-0		0-0-0								
7-5-0		0-3-0		1-2-0		AWAY		3-0-0		3-0-0		0-0-0								
2-1-0		0-1-0		1-0-0		NEUTRAL		0-0-0		1-0-0		0-0-0								
RPI	S	Opponent		Score		RPI	S	Opponent		Score		RPI	S	Opponent		Score				
1	A	Oklahoma		0	4	32	A	South Fla.		1	7	52	H	Indiana		5	0			
1	A	Oklahoma		2	1	37	N	Notre Dame		4	2	52	H	Indiana		8	0			
1	A	Oklahoma		0	2	37	N	Notre Dame		5	4	52	H	Indiana		4	3			
7	H	Minnesota		3	10	39	N	Ohio St.		10	1	84	A	NC State		6	3			
7	H	Minnesota		2	8	41	A	Illinois		0	2	84	A	NC State		3	1			
8	N	Texas		3	1	41	A	Illinois		15	6	92	A	Purdue		4	1			
8	N	Texas		1	5	41	A	Illinois		5	6	92	A	Purdue		4	2			
12	A	Northwestern		5	8							92	A	Purdue		12	6			
12	A	Northwestern		1	4							94	H	UNI		11	2			
12	A	Northwestern		4	5							94	H	UNI		6	1			
14	N	Michigan		3	8															
19	N	Texas Tech		3	8															
24	A	Arizona St.		5	1															
						LAST 10 GAMES														
						1	A	Oklahoma		0	2	14	N	Michigan		3	8			
						1	A	Oklahoma		2	1	39	N	Ohio St.		10	1			
						37	N	Notre Dame		5	4	111	N	Iowa		7	4			
						1	A	Oklahoma		0	4	101	H	Nebraska		4	2			
						37	N	Notre Dame		4	2	101	H	Nebraska		5	4			

Non-Div. I Games:

Wisconsin

Average RPI Win: 115		WON-LOST	WINNING	LAST 10	STRENGTH OF		OPP. STRENGTH	TEAM	ADJ		CONF.	ADJ CONF.
Average RPI Loss: 36		RECORD	PCT. RANK	GAMES	SCHEDULE		OF SCHEDULE	RPI	RPI		RPI	RPI
DIV. I ONLY		33-20-0	.62264	69	28		37	32	.60013		31	2
DIV. I NON-CONF.		25-7-0	.78125	24	54		103	23	.61313		24	2
TOTALS		RPI 1-25	RPI 26-50		W-L RECORDS		RPI 51-100		RPI 101-150		RPI 150+	
33-20-0		4-11-0	3-5-0		OVERALL		10-2-0		6-1-0		10-1-0	
18-11-0		2-5-0	2-3-0		HOME		4-2-0		2-0-0		8-1-0	
6-6-0		1-6-0	1-0-0		AWAY		3-0-0		0-0-0		1-0-0	
9-3-0		1-0-0	0-2-0		NEUTRAL		3-0-0		4-1-0		1-0-0	
25-7-0		3-0-0	2-5-0		NON-CONFERENCE		4-0-0		6-1-0		10-1-0	
13-4-0		1-0-0	2-3-0		HOME		0-0-0		2-0-0		8-1-0	
3-0-0		1-0-0	0-0-		AWAY		1-0-0		0-0-0		1-0-0	
9-3-0		1-0-0	0-2-0		NEUTRAL		3-0-0		4-1-0		1-0-0	
8-13-0		1-11-0	1-0-0		CONFERENCE		6-2-0		0-0-0		0-0-0	
5-7-0		1-5-0	0-0-0		HOME		4-2-0		0-0-0		0-0-0	
3-6-0		0-6-0	1-0-0		AWAY		2-0-0		0-0-0		0-0-0	
0-0-0		0-0-0	0-0-0		NEUTRAL		0-0-0		0-0-0		0-0-0	
RPI S	Opponent	Score	RPI S	Opponent	Score	RPI S	Opponent	Score	RPI S	Opponent	Score	
2 H	UCLA	0 4	35 N	Boise St.	1 9	56 N	Seattle U	6 4	108 N	Weber St.	1 2	
2 H	UCLA	2 1	35 N	Boise St.	0 2	60 H	Oregon	2 7	114 H	UMass Lowell	4 3	
2 H	UCLA	4 7	38 H	Colorado St.	0 5	60 H	Oregon	7 6	114 H	UMass Lowell	7 6	
3 A	Washington	2 5	42 A	Oregon St.	3 2	60 H	Oregon	8 6	134 N	CSUN	2 0	
3 A	Washington	0 8	45 H	UNLV	1 4	63 A	Fresno St.	3 2	134 N	CSUN	3 2	
3 A	Washington	0 3	45 H	UNLV	0 1	66 A	California	11 10	138 N	Memphis	5 1	
4 A	Arizona	1 9	47 H	North Dakota St.	3 2	66 A	California	9 3	148 N	Kansas	12 3	
4 A	Arizona	0 7	48 H	Iowa St.	2 1	86 N	Bradley	12 5	162 H	Sacramento St.	2 5	
4 A	Arizona	2 13				97 N	Boston U.	13 2	162 H	Sacramento St.	8 7	
12 H	Northwestern	1 0				100 H	Utah	6 2	167 H	Bucknell	2 1	
13 A	LSU	7 5				100 H	Utah	1 2	182 N	Western Mich.	5 1	
14 N	Michigan	7 1				100 H	Utah	6 3	190 H	Cal Poly	13 5	
24 H	Arizona St.	4 7							219 H	Montana	8 0	
24 H	Arizona St.	4 10							219 H	Montana	7 3	
24 H	Arizona St.	5 10							220 H	Pacific	6 1	
			LAST 10 GAMES			3 A	Washington	2 5	237 H	Saint Mary's (CA)	8 0	
			35 N	Boise St.	0 2	2 H	UCLA	0 4	237 H	Saint Mary's (CA)	8 0	
			97 N	Boston U.	13 2	2 H	UCLA	4 7	242 A	Santa Clara	13 0	
			35 N	Boise St.	1 9	2 H	UCLA	2 1				
			3 A	Washington	0 3	24 H	Arizona St.	5 10				
			3 A	Washington	0 8							

Non-Div. I Games:

Stanford

Average RPI Win:		116	WON-LOST RECORD		WINNING PCT. RANK	LAST 10 GAMES	STRENGTH OF SCHEDULE		OPP. STRENGTH OF SCHEDULE	TEAM RPI	ADJ RPI	CONF. RPI	ADJ CONF. RPI				
DIV. I ONLY			41-19-0		.68333	40	6-4-0		42	40	31	.5995	32	6	6		
DIV. I NON-CONF.			23-15-0		.60526	89	1-2-0		37	19	41	.5842	39	6	6		
TOTALS		RPI 1-25		RPI 26-50		W-L RECORDS		RPI 51-100		RPI 101-150		RPI 150+					
41-19-0		2-10-0		6-3-0		OVERALL		7-5-0		13-1-0		13-0-0					
24-10-0		0-6-0		3-2-0		HOME		3-2-0		9-0-0		9-0-0					
11-4-0		1-2-0		3-0-0		AWAY		4-2-0		0-0-0		3-0-0					
6-5-0		1-2-0		0-1-0		NEUTRAL		0-1-0		4-1-0		1-0-0					
23-15-0		2-10-0		2-1-0		NON-CONFERENCE		3-3-0		6-1-0		10-0-0					
17-8-0		0-6-0		2-0-0		HOME		3-2-0		3-0-0		9-0-0					
1-2-0		1-2-0		0-0-		AWAY		0-0-0		0-0-0		0-0-0					
5-5-0		1-2-0		0-1-0		NEUTRAL		0-1-0		3-1-0		1-0-0					
18-4-0		0-0-0		4-2-0		CONFERENCE		4-2-0		7-0-0		3-0-0					
7-2-0		0-0-0		1-2-0		HOME		0-0-0		6-0-0		0-0-0					
10-2-0		0-0-0		3-0-0		AWAY		4-2-0		0-0-0		3-0-0					
1-0-0		0-0-0		0-0-0		NEUTRAL		0-0-0		1-0-0		0-0-0					
RPI	S	Opponent		Score		RPI	S	Opponent		Score		RPI	S	Opponent		Score	
4	A	Arizona		4	1	27	H	Virginia Tech		7	2	51	A	UCF		3	0
4	H	Arizona		1	4	29	H	Wisconsin		7	1	51	A	UCF		3	1
5	A	Florida St.		1	12	30	H	Tulsa		4	10	51	A	UCF		2	0
6	N	Alabama		0	2	30	H	Tulsa		1	3	52	N	Indiana		2	3
7	H	Minnesota		0	3	30	H	Tulsa		4	0	61	A	Wichita St.		1	0
7	H	Minnesota		0	3	36	A	Houston		3	0	61	A	Wichita St.		3	4
10	A	Florida		0	1	36	A	Houston		3	0	61	A	Wichita St.		0	10
10	H	Florida		1	7	36	A	Houston		4	2	64	H	Texas St.		3	4
14	H	Michigan		1	10	46	N	Cal St. Fullerton		4	5	64	H	Texas St.		3	0
23	H	South Carolina		1	8							83	H	FGCU		1	0
23	N	South Carolina		1	2							84	H	NC State		1	2
23	N	South Carolina		3	2							92	H	Purdue		4	3
												138	H	Memphis		2	1
												138	H	Memphis		5	3
						138	H	Memphis		2	0						
						138	N	Memphis		8	0						
						141	H	Massachusetts		7	1						
						153	A	UConn		5	3						
						153	A	UConn		4	0						
						153	A	UConn		1	0						
						156	H	Central Mich.		5	0						
						163	N	New Mexico		2	1						
						182	H	Western Mich.		5	3						
						188	H	Florida A&M		7	3						
						189	H	Colgate		4	0						
						189	H	Colgate		1	0						
						199	H	Furman		7	1						
						224	H	Butler		4	1						
						228	H	Georgia St.		6	2						
						228	H	Georgia St.		4	0						

Non-Div. I Games:

South Fla.

Average RPI Win: 107		WON-LOST RECORD		WINNING PCT. RANK		LAST 10 GAMES		STRENGTH OF SCHEDULE		OPP. STRENGTH OF SCHEDULE		TEAM RPI		ADJ RPI		CONF. RPI		ADJ CONF. RPI					
DIV. I ONLY		38-20-0		.65517 53		4-6-0		34		21		30		.59928 33		1		1					
DIV. I NON-CONF.		26-7-0		.78788 21		0-2-0		141		86		36		.58677 37		1		1					
TOTALS		RPI 1-25		RPI 26-50		W-L RECORDS		RPI 51-100		RPI 101-150		RPI 150+											
38-20-0		11-13-0		3-4-0		OVERALL		9-2-0		1-1-0		14-0-0											
25-6-0		9-4-0		0-1-0		HOME		6-1-0		1-0-0		9-0-0											
6-10-0		2-7-0		1-2-0		AWAY		3-1-0		0-0-0		0-0-0											
7-4-0		0-2-0		2-1-0		NEUTRAL		0-0-0		0-1-0		5-0-0											
26-7-0		0-2-0		2-2-0		NON-CONFERENCE		9-2-0		1-1-0		14-0-0											
16-3-0		0-1-0		0-1-0		HOME		6-1-0		1-0-0		9-0-0											
3-1-0		0-0-0		0-0-		AWAY		3-1-0		0-0-0		0-0-0											
7-3-0		0-1-0		2-1-0		NEUTRAL		0-0-0		0-1-0		5-0-0											
12-13-0		11-11-0		1-2-0		CONFERENCE		0-0-0		0-0-0		0-0-0											
9-3-0		9-3-0		0-0-0		HOME		0-0-0		0-0-0		0-0-0											
3-9-0		2-7-0		1-2-0		AWAY		0-0-0		0-0-0		0-0-0											
0-1-0		0-1-0		0-0-0		NEUTRAL		0-0-0		0-0-0		0-0-0											
RPI	S	Opponent		Score		RPI	S	Opponent		Score		RPI	S	Opponent		Score		RPI	S	Opponent		Score	
3	N	Washington		2	3	30	H	Tulsa		1	2	53	A	UT Arlington		4	7	105	N	BYU		3	6
10	A	Florida		1	3	30	N	Tulsa		0	5	53	A	UT Arlington		4	1	142	H	Northwestern St.		8	2
10	A	Florida		0	3	40	N	Lipscomb		5	0	59	H	Southeast Mo. St.		7	1	151	N	Samford		6	1
10	A	Florida		0	8	47	N	North Dakota St.		7	6	59	H	Southeast Mo. St.		1	6	152	N	Campbell		7	3
13	H	LSU		1	3	50	A	Texas A&M		1	4	61	H	Wichita St.		9	1	152	N	Campbell		8	0
13	H	LSU		11	1	50	A	Texas A&M		3	0	61	H	Wichita St.		4	3	162	N	Sacramento St.		8	2
13	H	LSU		8	5	50	A	Texas A&M		1	3	85	A	McNeese		6	0	187	H	SIUE		15	3
15	A	Ole Miss		0	12							87	A	Missouri St.		2	1	187	H	SIUE		2	1
15	A	Ole Miss		10	4							95	H	Nevada		9	6	199	H	Furman		9	1
15	A	Ole Miss		2	6							97	H	Boston U.		4	2	199	H	Furman		11	0
16	H	Kentucky		3	2							97	H	Boston U.		12	7	199	H	Furman		6	5
16	H	Kentucky		1	0													234	N	Northern Colo.		11	0
16	H	Kentucky		2	16													251	H	IUPUI		10	2
17	A	Tennessee		2	5													272	H	Omaha		2	0
17	A	Tennessee		4	6													272	H	Omaha		9	0
17	A	Tennessee		1	0													293	H	Ark.-Pine Bluff		10	0
20	H	Auburn		5	2																		
20	H	Auburn		7	1																		
20	H	Auburn		1	0																		
22	H	Drake		1	3																		
23	H	South Carolina		3	2																		
23	H	South Carolina		7	4																		
23	H	South Carolina		6	9																		
25	N	Georgia		1	4																		
						LAST 10 GAMES																	
						105	N	BYU		3	6	20	H	Auburn		1	0						
						30	N	Tulsa		0	5	50	A	Texas A&M		1	4						
						25	N	Georgia		1	4	50	A	Texas A&M		3	0						
						20	H	Auburn		5	2	50	A	Texas A&M		1	3						
						20	H	Auburn		7	1	13	H	LSU		1	3						

Non-Div. I Games:

Arkansas

Average RPI Win: 112		WON-LOST	WINNING	LAST 10	STRENGTH OF		OPP. STRENGTH	TEAM	ADJ		CONF.	ADJ CONF.		
Average RPI Loss: 47		RECORD	PCT. RANK	GAMES	SCHEDULE		OF SCHEDULE	RPI	RPI		RPI	RPI		
DIV. I ONLY		35-23-0	.60345	78	3-7-0		32	43	38	.59346	34	5	5	
DIV. I NON-CONF.		23-10-0	.69697	46	2-2-0		45	30	30	.6061	28	5	5	
TOTALS		RPI 1-25	RPI 26-50		W-L RECORDS		RPI 51-100		RPI 101-150		RPI 150+			
35-23-0		6-12-0	5-5-0		OVERALL		8-3-0		3-1-0		13-2-0			
16-5-0		4-3-0	1-1-0		HOME		4-0-0		2-1-0		5-0-0			
8-12-0		1-4-0	3-4-0		AWAY		2-3-0		0-0-0		2-1-0			
11-6-0		1-5-0	1-0-0		NEUTRAL		2-0-0		1-0-0		6-1-0			
23-10-0		3-8-0	3-1-0		NON-CONFERENCE		5-0-0		1-0-0		11-1-0			
8-1-0		1-0-0	1-1-0		HOME		1-0-0		0-0-0		5-0-0			
4-4-0		1-4-0	1-0-		AWAY		2-0-0		0-0-0		0-0-0			
11-5-0		1-4-0	1-0-0		NEUTRAL		2-0-0		1-0-0		6-1-0			
12-13-0		3-4-0	2-4-0		CONFERENCE		3-3-0		2-1-0		2-1-0			
8-4-0		3-3-0	0-0-0		HOME		3-0-0		2-1-0		0-0-0			
4-8-0		0-0-0	2-4-0		AWAY		0-3-0		0-0-0		2-1-0			
0-1-0		0-1-0	0-0-0		NEUTRAL		0-0-0		0-0-0		0-0-0			
RPI	S	Opponent	Score		RPI	S	Opponent	Score		RPI	S	Opponent	Score	
5	H	Florida St.	10	9	26	H	Missouri	5	3	52	H	Indiana	5	2
5	H	Florida St.	1	4	27	A	Virginia Tech	7	5	57	A	Western Ky.	7	2
5	H	Florida St.	2	0	27	A	Virginia Tech	1	10	69	A	Marshall	5	4
12	A	Northwestern	0	7	27	A	Virginia Tech	5	13	84	A	NC State	6	7
12	A	Northwestern	3	4	37	A	Notre Dame	1	9	84	A	NC State	3	4
12	A	Northwestern	2	1	37	A	Notre Dame	1	9	84	A	NC State	1	2
12	N	Northwestern	2	4	37	A	Notre Dame	5	3	86	N	Bradley	7	5
12	N	Northwestern	0	1	40	H	Lipscomb	4	5	86	N	Bradley	6	0
12	N	Northwestern	8	9	43	N	Southern Ill.	9	5	90	H	Georgia Tech	11	10
14	N	Michigan	0	6	46	A	Cal St. Fullerton	9	0	90	H	Georgia Tech	11	7
14	N	Michigan	2	1						90	H	Georgia Tech	7	2
16	H	Kentucky	8	7										
17	A	Tennessee	3	5										
20	A	Auburn	2	6										
21	H	North Carolina	6	1										
21	H	North Carolina	7	10										
21	H	North Carolina	0	6										
21	N	North Carolina	3	9										
					LAST 10 GAMES									
12	A	Northwestern	3	4	84	A	NC State	1	2					
12	A	Northwestern	0	7	84	A	NC State	6	7					
12	A	Northwestern	2	1	84	A	NC State	3	4					
43	N	Southern Ill.	9	5	21	H	North Carolina	6	1					
21	N	North Carolina	3	9	21	H	North Carolina	7	10					

Non-Div. I Games:

Louisville

Average RPI Win:		126	WON-LOST RECORD		WINNING PCT. RANK	LAST 10 GAMES		STRENGTH OF SCHEDULE		OPP. STRENGTH OF SCHEDULE	TEAM RPI	ADJ RPI	CONF. RPI	ADJ CONF. RPI			
DIV. I ONLY			36-16-0		.69231	35	4-6-0		49	69	35	.5904	35	7	7		
DIV. I NON-CONF.			24-4-0		.85714	10	2-2-0		57	94	17	.62704	20	7	7		
TOTALS		RPI 1-25		RPI 26-50		W-L RECORDS		RPI 51-100		RPI 101-150		RPI 150+					
36-16-0		1-3-0		5-6-0		OVERALL		11-5-0		2-1-0		17-1-0					
11-4-0		0-1-0		2-1-0		HOME		4-2-0		0-0-0		5-0-0					
7-11-0		0-2-0		1-5-0		AWAY		3-3-0		0-0-0		3-1-0					
18-1-0		1-0-0		2-0-0		NEUTRAL		4-0-0		2-1-0		9-0-0					
24-4-0		1-3-0		2-0-0		NON-CONFERENCE		7-0-0		2-1-0		12-0-0					
2-1-0		0-1-0		0-0-0		HOME		0-0-0		0-0-0		2-0-0					
4-2-0		0-2-0		0-0-		AWAY		3-0-0		0-0-0		1-0-0					
18-1-0		1-0-0		2-0-0		NEUTRAL		4-0-0		2-1-0		9-0-0					
12-12-0		0-0-0		3-6-0		CONFERENCE		4-5-0		0-0-0		5-1-0					
9-3-0		0-0-0		2-1-0		HOME		4-2-0		0-0-0		3-0-0					
3-9-0		0-0-0		1-5-0		AWAY		0-3-0		0-0-0		2-1-0					
0-0-0		0-0-0		0-0-0		NEUTRAL		0-0-0		0-0-0		0-0-0					
RPI	S	Opponent		Score		RPI	S	Opponent		Score		RPI	S	Opponent		Score	
8	A	Texas		0	8	31	N	Stanford		9	1	63	A	Fresno St.		2	10
10	A	Florida		0	8	31	N	Stanford		2	0	63	A	Fresno St.		4	5
10	H	Florida		0	5	38	H	Colorado St.		3	1	63	A	Fresno St.		0	5
15	N	Ole Miss		6	4	38	H	Colorado St.		6	5	67	A	LMU (CA)		14	6
						38	H	Colorado St.		1	3	67	N	LMU (CA)		9	8
						45	A	UNLV		0	1	68	N	UC Davis		9	4
						45	A	UNLV		1	8	74	A	Grand Canyon		8	0
						45	A	UNLV		11	2	80	A	Long Beach St.		4	3
						49	A	San Jose St.		5	6	80	N	Long Beach St.		3	0
						49	A	San Jose St.		4	5	83	N	FGCU		6	3
						49	A	San Jose St.		3	5	95	H	Nevada		7	0
												95	H	Nevada		11	12
												95	H	Nevada		12	1
												99	H	San Diego St.		7	0
												99	H	San Diego St.		2	5
												99	H	San Diego St.		16	1

Non-Div. I Games:

Boise St.

Average RPI Win: 111		WON-LOST RECORD		WINNING PCT. RANK		LAST 10 GAMES		STRENGTH OF SCHEDULE		OPP. STRENGTH OF SCHEDULE		TEAM RPI		ADJ RPI		CONF. RPI		ADJ CONF. RPI	
DIV. I ONLY		39-19-0		.67241 44		6-4-0		71		45		40		.5898 36		6		6	
DIV. I NON-CONF.		27-11-0		.71053 39		3-2-0		92		31		38		.59397 34		6		6	
TOTALS		RPI 1-25		RPI 26-50		W-L RECORDS		RPI 51-100		RPI 101-150		RPI 150+							
39-19-0		1-5-0		4-6-0		OVERALL		16-4-0		7-2-0		11-2-0							
23-10-0		1-2-0		1-4-0		HOME		7-2-0		5-2-0		9-0-0							
12-9-0		0-3-0		2-2-0		AWAY		8-2-0		2-0-0		0-2-0							
4-0-0		0-0-0		1-0-0		NEUTRAL		1-0-0		0-0-0		2-0-0							
27-11-0		1-5-0		3-1-0		NON-CONFERENCE		12-2-0		3-1-0		8-2-0							
18-6-0		1-2-0		1-1-0		HOME		7-2-0		3-1-0		6-0-0							
5-5-0		0-3-0		1-0-		AWAY		4-0-0		0-0-0		0-2-0							
4-0-0		0-0-0		1-0-0		NEUTRAL		1-0-0		0-0-0		2-0-0							
12-8-0		0-0-0		1-5-0		CONFERENCE		4-2-0		4-1-0		3-0-0							
5-4-0		0-0-0		0-3-0		HOME		0-0-0		2-1-0		3-0-0							
7-4-0		0-0-0		1-2-0		AWAY		4-2-0		2-0-0		0-0-0							
0-0-0		0-0-0		0-0-0		NEUTRAL		0-0-0		0-0-0		0-0-0							
RPI S	Opponent		Score		RPI S	Opponent		Score		RPI S	Opponent		Score		RPI S	Opponent		Score	
8 A	Texas		2	5	30 A	Tulsa		4	3	51 A	UCF		9	1	118 H	Northern Ill.		8	0
8 A	Texas		0	7	30 A	Tulsa		1	3	51 A	UCF		1	4	118 H	Northern Ill.		8	0
8 A	Texas		0	5	30 A	Tulsa		6	10	51 A	UCF		3	0	123 H	Maryland		2	4
9 H	Oklahoma St.		1	5	32 H	South Fla.		2	4	58 A	Baylor		2	0	123 H	Maryland		12	4
16 H	Kentucky		4	3	32 H	South Fla.		0	3	58 A	Baylor		6	1	128 H	East Carolina		4	1
16 H	Kentucky		1	13	32 H	South Fla.		0	3	61 A	Wichita St.		8	0	128 H	East Carolina		2	5
					41 H	Illinois		2	4	61 A	Wichita St.		5	4	128 H	East Carolina		4	1
					46 A	Cal St. Fullerton		1	0	61 A	Wichita St.		5	13	138 A	Memphis		6	3
					50 H	Texas A&M		9	3	62 H	Sam Houston St.		2	1	138 A	Memphis		8	4
					50 N	Texas A&M		3	1	62 H	Sam Houston St.		17	1	153 H	UConn		9	0
										62 N	Sam Houston St.		5	0	153 H	UConn		3	1
										64 A	Texas St.		4	3	153 H	UConn		2	1
										64 H	Texas St.		8	3	157 A	UC Riverside		0	1
										64 H	Texas St.		10	0	157 A	UC Riverside		3	4
										77 H	DePaul		0	2	164 H	Kennesaw St.		2	1
										77 H	DePaul		8	0	164 H	Kennesaw St.		8	0
										82 H	Nicholls St.		0	2	179 H	Lamar University		6	0
										85 A	McNeese		7	2	207 H	La.-Monroe		4	0
										85 H	McNeese		3	2	218 H	Texas Southern		9	0
										95 H	Nevada		4	0	241 N	San Diego		6	5
															263 H	Incarnate Word		16	0
															272 N	Omaha		6	0
LAST 10 GAMES																			
8 A	Texas		0	7	128 H	East Carolina		4	1										
8 A	Texas		2	5	128 H	East Carolina		4	1										
62 N	Sam Houston St.		5	0	62 H	Sam Houston St.		17	1										
50 N	Texas A&M		3	1	51 A	UCF		9	1										
128 H	East Carolina		2	5	51 A	UCF		1	4										

Non-Div. I Games:

Houston

Average RPI Win:		120	WON-LOST RECORD		WINNING PCT. RANK	LAST 10 GAMES	STRENGTH OF SCHEDULE		OPP. STRENGTH OF SCHEDULE	TEAM RPI	ADJ RPI	CONF. RPI	ADJ CONF. RPI				
Average RPI Loss:		48															
DIV. I ONLY			37-18-0		.67273	43	7-3-0		63	39	39	.58714	37	5	5		
DIV. I NON-CONF.			18-10-0		.64286	65	1-2-0		35	37	33	.59269	36	5	5		
TOTALS		RPI 1-25		RPI 26-50		W-L RECORDS		RPI 51-100		RPI 101-150		RPI 150+					
37-18-0		3-8-0		4-3-0		OVERALL		8-4-0		9-3-0		13-0-0					
12-2-0		0-0-0		2-1-0		HOME		5-1-0		0-0-0		5-0-0					
10-7-0		1-4-0		0-0-0		AWAY		0-1-0		6-2-0		3-0-0					
15-9-0		2-4-0		2-2-0		NEUTRAL		3-2-0		3-1-0		5-0-0					
18-10-0		2-5-0		2-2-0		NON-CONFERENCE		2-2-0		5-1-0		7-0-0					
2-0-0		0-0-0		0-0-0		HOME		0-0-0		0-0-0		2-0-0					
2-2-0		0-1-0		0-0-		AWAY		0-1-0		2-0-0		0-0-0					
14-8-0		2-4-0		2-2-0		NEUTRAL		2-1-0		3-1-0		5-0-0					
19-8-0		1-3-0		2-1-0		CONFERENCE		6-2-0		4-2-0		6-0-0					
10-2-0		0-0-0		2-1-0		HOME		5-1-0		0-0-0		3-0-0					
8-5-0		1-3-0		0-0-0		AWAY		0-0-0		4-2-0		3-0-0					
1-1-0		0-0-0		0-0-0		NEUTRAL		1-1-0		0-0-0		0-0-0					
RPI	S	Opponent		Score		RPI	S	Opponent		Score		RPI	S	Opponent		Score	
1	N	Oklahoma		2	6	29	N	Wisconsin		2	4	55	N	Liberty		4	1
3	N	Washington		3	2	29	N	Wisconsin		4	5	58	N	Baylor		14	1
5	A	Florida St.		0	5	34	H	Louisville		9	1	66	N	California		6	7
5	A	Florida St.		7	4	34	H	Louisville		9	1	84	H	NC State		4	9
5	A	Florida St.		1	11	34	H	Louisville		3	5	84	H	NC State		12	3
5	A	Florida St.		0	2	39	N	Ohio St.		3	2	84	H	NC State		11	2
7	N	Minnesota		0	10	47	N	North Dakota St.		3	2	88	N	Duke		9	2
9	N	Oklahoma St.		6	0							88	N	Duke		3	7
12	A	Northwestern		1	3							90	H	Georgia Tech		6	4
17	N	Tennessee		0	8							90	H	Georgia Tech		16	0
23	N	South Carolina		4	7							90	H	Georgia Tech		7	0
												92	A	Purdue		1	10

Non-Div. I Games:

Notre Dame

Average RPI Win:		134	WON-LOST RECORD		WINNING PCT. RANK	LAST 10 GAMES		STRENGTH OF SCHEDULE		OPP. STRENGTH OF SCHEDULE	TEAM RPI	ADJ RPI	CONF. RPI	ADJ CONF. RPI			
DIV. I ONLY			39-12-0		.76471	13	5-5-0		107	57	34	.58529	38	7	7		
DIV. I NON-CONF.			21-6-0		.77778	26	2-2-0		200	78	52	.56524	52	7	7		
TOTALS		RPI 1-25		RPI 26-50		W-L RECORDS		RPI 51-100		RPI 101-150		RPI 150+					
39-12-0		1-3-0		6-5-0		OVERALL		8-3-0		5-0-0		19-1-0					
19-4-0		0-1-0		2-1-0		HOME		5-2-0		4-0-0		8-0-0					
11-4-0		0-0-0		4-3-0		AWAY		2-1-0		1-0-0		4-0-0					
9-4-0		1-2-0		0-1-0		NEUTRAL		1-0-0		0-0-0		7-1-0					
21-6-0		1-3-0		1-1-0		NON-CONFERENCE		1-1-0		5-0-0		13-1-0					
9-2-0		0-1-0		0-0-0		HOME		0-1-0		4-0-0		5-0-0					
3-0-0		0-0-0		1-0-		AWAY		0-0-0		1-0-0		1-0-0					
9-4-0		1-2-0		0-1-0		NEUTRAL		1-0-0		0-0-0		7-1-0					
18-6-0		0-0-0		5-4-0		CONFERENCE		7-2-0		0-0-0		6-0-0					
10-2-0		0-0-0		2-1-0		HOME		5-1-0		0-0-0		3-0-0					
8-4-0		0-0-0		3-3-0		AWAY		2-1-0		0-0-0		3-0-0					
0-0-0		0-0-0		0-0-0		NEUTRAL		0-0-0		0-0-0		0-0-0					
RPI	S	Opponent		Score		RPI	S	Opponent		Score		RPI	S	Opponent		Score	
2	N	UCLA		0	3	31	A	Stanford		5	0	63	H	Fresno St.		11	5
9	N	Oklahoma St.		2	1	35	A	Boise St.		3	1	63	H	Fresno St.		8	4
20	H	Auburn		0	8	35	A	Boise St.		5	6	63	H	Fresno St.		12	4
20	N	Auburn		5	10	35	A	Boise St.		1	3	64	H	Texas St.		3	7
						45	H	UNLV		5	6	95	A	Nevada		3	4
						45	H	UNLV		4	2	95	A	Nevada		9	1
						45	H	UNLV		7	5	95	A	Nevada		9	0
						48	N	Iowa St.		5	6	99	H	San Diego St.		4	5
						49	A	San Jose St.		5	2	99	H	San Diego St.		9	0
						49	A	San Jose St.		2	1	99	H	San Diego St.		4	3
						49	A	San Jose St.		2	3	100	N	Utah		6	1
						LAST 10 GAMES											
						20	H	Auburn		0	8	35	A	Boise St.		3	1
						155	N	Harvard		6	0	35	A	Boise St.		5	6
						20	N	Auburn		5	10	99	H	San Diego St.		4	3
						105	A	BYU		2	0	99	H	San Diego St.		4	5
						35	A	Boise St.		1	3	99	H	San Diego St.		9	0

Non-Div. I Games:

Colorado St.

Average RPI Win:	110	WON-LOST RECORD	WINNING PCT. RANK	LAST 10 GAMES	STRENGTH OF SCHEDULE	OPP. STRENGTH OF SCHEDULE	TEAM RPI	ADJ RPI	CONF. RPI	ADJ CONF. RPI					
DIV. I ONLY		35-18-0	.66038	50	6-4-0	51	42	37	.58176	39	4	4			
DIV. I NON-CONF.		18-11-0	.62069	77	1-2-0	39	40	42	.5784	44	4	4			
<hr/>															
TOTALS	RPI 1-25	RPI 26-50		W-L RECORDS		RPI 51-100		RPI 101-150		RPI 150+					
35-18-0	3-7-0	3-2-0		OVERALL		10-5-0		10-4-0		9-0-0					
10-4-0	1-3-0	3-0-0		HOME		5-1-0		1-0-0		0-0-0					
11-7-0	0-1-0	0-0-0		AWAY		0-3-0		5-3-0		6-0-0					
14-7-0	2-3-0	0-2-0		NEUTRAL		5-1-0		4-1-0		3-0-0					
<hr/>															
18-11-0	2-5-0	0-1-0		NON-CONFERENCE		5-4-0		5-1-0		6-0-0					
1-1-0	0-1-0	0-0-0		HOME		0-0-0		1-0-0		0-0-0					
3-4-0	0-1-0	0-0-		AWAY		0-3-0		0-0-0		3-0-0					
14-6-0	2-3-0	0-1-0		NEUTRAL		5-1-0		4-1-0		3-0-0					
<hr/>															
17-7-0	1-2-0	3-1-0		CONFERENCE		5-1-0		5-3-0		3-0-0					
9-3-0	1-2-0	3-0-0		HOME		5-1-0		0-0-0		0-0-0					
8-3-0	0-0-0	0-0-0		AWAY		0-0-0		5-3-0		3-0-0					
0-1-0	0-0-0	0-1-0		NEUTRAL		0-0-0		0-0-0		0-0-0					
<hr/>															
RPI	S	Opponent	Score	RPI	S	Opponent	Score	RPI	S	Opponent	Score	RPI	S	Opponent	Score
3	A	Washington	0 3	29	N	Wisconsin	1 10	51	A	UCF	2 3	102	H	Ohio	4 3
5	N	Florida St.	1 3	37	N	Notre Dame	2 3	52	H	Indiana	2 0	104	N	North Florida	3 0
13	N	LSU	2 7	41	H	Illinois	5 4	52	H	Indiana	5 3	108	N	Weber St.	0 4
14	H	Michigan	3 10	41	H	Illinois	9 0	52	H	Indiana	7 6	111	A	Iowa	10 0
14	H	Michigan	2 1	41	H	Illinois	9 2	56	N	Seattle U	0 3	111	A	Iowa	5 0
14	H	Michigan	2 6					56	N	Seattle U	6 4	111	A	Iowa	0 1
15	N	Ole Miss	4 2					72	N	New Mexico St.	5 1	118	N	Northern Ill.	3 2
17	H	Tennessee	4 12					74	A	Grand Canyon	7 8	123	A	Maryland	15 3
21	N	North Carolina	1 0					74	A	Grand Canyon	3 4	123	A	Maryland	2 3
21	N	North Carolina	3 5					88	N	Duke	6 0	123	A	Maryland	10 1
								89	H	Rutgers	6 8	144	N	Lehigh	2 0
								89	H	Rutgers	8 0	144	N	Lehigh	12 3
								89	H	Rutgers	2 0	150	A	Penn St.	4 6
								100	N	Utah	10 2	150	A	Penn St.	12 1
								100	N	Utah	2 0	165	A	Michigan St.	3 2
												165	A	Michigan St.	11 1
												165	A	Michigan St.	15 6
												180	A	Pittsburgh	5 2
												197	N	Idaho St.	9 3
												207	A	Portland St.	8 4
												207	A	Portland St.	7 0
												211	N	Army West Point	4 0
												212	N	George Mason	7 0
<hr/>															
				LAST 10 GAMES											
				21	N	North Carolina	3 5	111	A	Iowa	10 0				
				17	H	Tennessee	4 12	111	A	Iowa	0 1				
				21	N	North Carolina	1 0	41	H	Illinois	5 4				
				29	N	Wisconsin	1 10	41	H	Illinois	9 2				
				111	A	Iowa	5 0	41	H	Illinois	9 0				

Non-Div. I Games:

Ohio St.

Average RPI Win: 147		WON-LOST RECORD	WINNING PCT. RANK	LAST 10 GAMES	STRENGTH OF SCHEDULE	OPP. STRENGTH OF SCHEDULE	TEAM RPI	ADJ RPI	CONF. RPI	ADJ CONF. RPI						
Average RPI Loss: 62																
DIV. I ONLY		42-15-1	.73276	18	8-2-0	82	91	36	.58138	40	9	9				
DIV. I NON-CONF.		23-11-1	.67143	58	1-2-0	88	89	54	.5641	54	10	11				
<hr/>																
TOTALS		RPI 1-25	RPI 26-50		W-L RECORDS		RPI 51-100		RPI 101-150		RPI 150+					
42-15-1		0-5-0	1-3-0		OVERALL		9-3-1		10-3-0		22-1-0					
16-4-0		0-1-0	0-0-0		HOME		2-0-0		5-2-0		9-1-0					
9-7-0		0-2-0	1-1-0		AWAY		5-3-0		0-1-0		3-0-0					
17-4-1		0-2-0	0-2-0		NEUTRAL		2-0-1		5-0-0		10-0-0					
<hr/>																
23-11-1		0-5-0	1-3-0		NON-CONFERENCE		4-1-1		4-1-0		14-1-0					
7-2-0		0-1-0	0-0-0		HOME		2-0-0		1-0-0		4-1-0					
2-5-0		0-2-0	1-0-		AWAY		1-1-0		0-1-0		0-0-0					
14-4-1		0-2-0	0-2-0		NEUTRAL		1-0-1		3-0-0		10-0-0					
<hr/>																
19-4-0		0-0-0	0-0-0		CONFERENCE		5-2-0		6-2-0		8-0-0					
9-2-0		0-0-0	0-0-0		HOME		0-0-0		4-2-0		5-0-0					
7-2-0		0-0-0	0-0-0		AWAY		4-2-0		0-0-0		3-0-0					
3-0-0		0-0-0	0-0-0		NEUTRAL		1-0-0		2-0-0		0-0-0					
<hr/>																
RPI	S	Opponent	Score		RPI	S	Opponent	Score		RPI	S	Opponent	Score			
5	A	Florida St.	0	13	27	A	Virginia Tech	7	9	55	A	Liberty	1	4		
5	A	Florida St.	2	14	30	N	Tulsa	3	4	55	A	Liberty	7	2		
8	H	Texas	0	5	33	N	Arkansas	0	5	55	A	Liberty	1	7		
24	N	Arizona St.	3	4	34	A	Louisville	5	4	55	N	Liberty	3	0		
24	N	Arizona St.	1	10						57	H	Western Ky.	9	7		
										71	N	Elon	8	8		
										71	N	Elon	5	4		
										79	H	Miami (OH)	6	1		
										83	A	FGCU	2	0		
										83	A	FGCU	1	0		
										83	A	FGCU	4	2		
										85	A	McNeese	3	4		
										85	A	McNeese	6	1		
												103	H	Austin Peay	1	0
												104	H	North Florida	3	1
												104	H	North Florida	13	0
												104	H	North Florida	6	8
												104	N	North Florida	8	2
												109	H	North Ala.	4	5
												109	H	North Ala.	13	2
												109	H	North Ala.	4	1
												109	N	North Ala.	1	0
												110	N	Appalachian St.	1	0
												125	N	UIC	7	3
												125	N	UIC	2	1
												146	A	South Alabama	5	8
												151	N	Samford	8	0
												151	N	Samford	7	0
												152	N	Campbell	8	0
												164	H	Kennesaw St.	7	2
												164	H	Kennesaw St.	7	1
												164	H	Kennesaw St.	6	4
												171	N	Mercer	9	1
												171	N	Mercer	6	5
												185	H	Tennessee Tech	8	3
												194	A	Jacksonville	2	1
												194	A	Jacksonville	3	1
												194	A	Jacksonville	4	3
												195	H	Stetson	7	5
												195	H	Stetson	7	3
<hr/>																
LAST 10 GAMES																
24	N	Arizona St.	1	10	109	N	North Ala.	1	0	194	A	Jacksonville	2	1		
239	N	Alabama St.	14	0	83	A	FGCU	1	0	194	A	Jacksonville	3	1		
24	N	Arizona St.	3	4	83	A	FGCU	4	2	194	A	Jacksonville	4	3		
104	N	North Florida	8	2	83	A	FGCU	2	0	195	H	Stetson	7	5		
55	N	Liberty	3	0	164	H	Kennesaw St.	7	1	195	H	Stetson	7	3		

Non-Div. I Games:

Lipscomb

RPI	S	Opponent	Score	
215	H	Valparaiso	1	2
223	H	Eastern Ill.	3	2
223	N	Eastern Ill.	5	3
226	N	North Dakota	7	0
239	N	Alabama St.	14	0
252	N	Purdue Fort Wayne	6	0
252	N	Purdue Fort Wayne	10	2
258	H	Buffalo	3	2
258	H	Buffalo	15	5

L
i
p
s
c
o
m
b

L
i
p
s
c
o
m
b

Lipscomb

Average RPI Win: 123		WON-LOST	WINNING	LAST 10	STRENGTH OF		OPP. STRENGTH	TEAM	ADJ	CONF.	ADJ CONF.
Average RPI Loss: 29		RECORD	PCT. RANK	GAMES	SCHEDULE		OF SCHEDULE	RPI	RPI	RPI	RPI
DIV. I ONLY		26-19-0	.57778	93	5-5-0		40	19	42	.57439	42
DIV. I NON-CONF.		18-5-0	.78261	23	0		145	70	37	.5823	40
TOTALS		RPI 1-25	RPI 26-50		W-L RECORDS		RPI 51-100		RPI 101-150		RPI 150+
26-19-0		1-14-0	1-1-0		OVERALL		12-3-0		2-0-0		10-1-0
2-8-0		0-6-0	0-1-0		HOME		2-1-0		0-0-0		0-0-0
12-8-0		1-6-0	0-0-0		AWAY		7-2-0		0-0-0		4-0-0
12-3-0		0-2-0	1-0-0		NEUTRAL		3-0-0		2-0-0		6-1-0
18-5-0		0-3-0	1-0-0		NON-CONFERENCE		5-1-0		2-0-0		10-1-0
0-0-0		0-0-0	0-0-0		HOME		0-0-0		0-0-0		0-0-0
6-2-0		0-1-0	0-0-		AWAY		2-1-0		0-0-0		4-0-0
12-3-0		0-2-0	1-0-0		NEUTRAL		3-0-0		2-0-0		6-1-0
8-14-0		1-11-0	0-1-0		CONFERENCE		7-2-0		0-0-0		0-0-0
2-8-0		0-6-0	0-1-0		HOME		2-1-0		0-0-0		0-0-0
6-6-0		1-5-0	0-0-0		AWAY		5-1-0		0-0-0		0-0-0
0-0-0		0-0-0	0-0-0		NEUTRAL		0-0-0		0-0-0		0-0-0
RPI S	Opponent	Score		RPI S	Opponent	Score		RPI S	Opponent	Score	
1 A	Oklahoma	0	3	26 N	Missouri	4	3	56 N	Seattle U	6	4
2 H	UCLA	2	10	31 H	Stanford	2	3	60 A	Oregon	12	8
2 H	UCLA	0	7					60 A	Oregon	8	0
2 H	UCLA	1	8					60 A	Oregon	8	6
3 A	Washington	2	5					63 N	Fresno St.	5	0
3 A	Washington	0	8					66 A	California	1	4
3 A	Washington	0	5					66 A	California	7	1
4 H	Arizona	4	11					66 A	California	6	4
4 H	Arizona	0	4					67 A	LMU (CA)	6	2
4 H	Arizona	1	9					80 A	Long Beach St.	4	6
15 N	Ole Miss	0	2					80 A	Long Beach St.	4	2
18 N	Louisiana	0	8					95 N	Nevada	5	1
24 A	Arizona St.	5	1					100 H	Utah	4	2
24 A	Arizona St.	4	12					100 H	Utah	2	1
24 A	Arizona St.	2	18					100 H	Utah	2	6
				LAST 10 GAMES							
				100 H	Utah	4	2	60 A	Oregon	8	0
				100 H	Utah	2	6	2 H	UCLA	0	7
				100 H	Utah	2	1	2 H	UCLA	2	10
				60 A	Oregon	12	8	2 H	UCLA	1	8
				60 A	Oregon	8	6	66 A	California	1	4

Non-Div. I Games:

Oregon St.

Average RPI Win:		149	WON-LOST RECORD		WINNING PCT. RANK		LAST 10 GAMES		STRENGTH OF SCHEDULE		OPP. STRENGTH OF SCHEDULE		TEAM RPI		ADJ RPI		CONF. RPI		ADJ CONF. RPI					
DIV. I ONLY			34-15-0		.69388		33		6-4-0		77		126		46		.57376		43		12		12	
DIV. I NON-CONF.			17-8-0		.68		52		1-2-0		60		137		43		.57646		45		11		10	
TOTALS		RPI 1-25		RPI 26-50		W-L RECORDS		RPI 51-100		RPI 101-150		RPI 150+												
34-15-0		1-4-0		3-1-0		OVERALL		8-6-0		3-2-0		19-2-0												
16-7-0		1-2-0		0-0-0		HOME		3-3-0		3-1-0		9-1-0												
9-3-0		0-0-0		0-0-0		AWAY		4-1-0		0-1-0		5-1-0												
9-5-0		0-2-0		3-1-0		NEUTRAL		1-2-0		0-0-0		5-0-0												
17-8-0		0-2-0		3-1-0		NON-CONFERENCE		2-2-0		3-2-0		9-1-0												
6-3-0		0-0-0		0-0-0		HOME		0-1-0		3-1-0		3-1-0												
2-1-0		0-0-0		0-0-		AWAY		1-0-0		0-1-0		1-0-0												
9-4-0		0-2-0		3-1-0		NEUTRAL		1-1-0		0-0-0		5-0-0												
17-7-0		1-2-0		0-0-0		CONFERENCE		6-4-0		0-0-0		10-1-0												
10-4-0		1-2-0		0-0-0		HOME		3-2-0		0-0-0		6-0-0												
7-2-0		0-0-0		0-0-0		AWAY		3-1-0		0-0-0		4-1-0												
0-1-0		0-0-0		0-0-0		NEUTRAL		0-1-0		0-0-0		0-0-0												
RPI	S	Opponent		Score		RPI	S	Opponent		Score		RPI	S	Opponent		Score								
12	N	Northwestern		1	8	28	N	Mississippi St.		4	1	59	A	Southeast Mo. St.		9	3							
16	N	Kentucky		5	6	34	N	Louisville		5	9	79	H	Miami (OH)		5	7							
22	H	Drake		1	0	47	N	North Dakota St.		10	9	82	N	Nicholls St.		7	6							
22	H	Drake		0	6	49	N	San Jose St.		6	1	82	N	Nicholls St.		0	9							
22	H	Drake		4	6							86	H	Bradley		7	4							
												86	H	Bradley		5	14							
												86	H	Bradley		3	1							
												87	A	Missouri St.		1	2							
												87	H	Missouri St.		3	5							
												87	H	Missouri St.		11	2							
												94	A	UNI		7	5							
												94	A	UNI		4	2							
												94	A	UNI		6	1							
												94	N	UNI		0	2							
LAST 10 GAMES																								
						12	N	Northwestern		1	8	86	H	Bradley		7	4							
						193	N	Detroit Mercy		2	1	86	H	Bradley		5	14							
						34	N	Louisville		5	9	94	A	UNI		7	5							
						94	N	UNI		0	2	94	A	UNI		4	2							
						86	H	Bradley		3	1	94	A	UNI		6	1							

Non-Div. I Games:

Southern Ill.

[illegible]

Non-Div. I Games:

Louisiana Tech

RPI	S	Opponent	Score	
229	H	Abilene Christian	7	4
232	N	Dartmouth	8	0
275	H	Mississippi Val.	15	0
275	N	Mississippi Val.	6	3
281	H	Fairleigh Dickinson	7	5
292	A	Grambling	9	5
292	H	Grambling	10	2

Louisiana Tech

L
o
u
i
s
i
a
n
a
T
e
c
h

L
o
u
i
s
i
a
n
a
T
e
c
h

UNLV		Through Games Of June 4, 2019 (FINAL)													
Average RPI Win: 140 Average RPI Loss: 85		WON-LOST RECORD	WINNING PCT. RANK	LAST 10 GAMES	STRENGTH OF SCHEDULE	OPP. STRENGTH OF SCHEDULE	TEAM RPI	ADJ RPI	CONF. RPI	ADJ CONF. RPI					
DIV. I ONLY		36-14-0	.72	26	8-2-0	104	98	44	.57194	45	7	7			
DIV. I NON-CONF.		22-5-0	.81481	15	3-0-0	196	191	48	.5681	48	7	7			
TOTALS		RPI 1-25	RPI 26-50		W-L RECORDS		RPI 51-100		RPI 101-150		RPI 150+				
36-14-0		0-0-0	6-5-0		OVERALL		8-5-0		2-2-0		20-2-0				
20-6-0		0-0-0	3-3-0		HOME		2-3-0		1-0-0		14-0-0				
10-5-0		0-0-0	3-2-0		AWAY		6-2-0		0-0-0		1-1-0				
6-3-0		0-0-0	0-0-0		NEUTRAL		0-0-0		1-2-0		5-1-0				
22-5-0		0-0-0	2-0-0		NON-CONFERENCE		2-2-0		2-2-0		16-1-0				
13-1-0		0-0-0	0-0-0		HOME		1-1-0		1-0-0		11-0-0				
3-1-0		0-0-0	2-0-		AWAY		1-1-0		0-0-0		0-0-0				
6-3-0		0-0-0	0-0-0		NEUTRAL		0-0-0		1-2-0		5-1-0				
14-9-0		0-0-0	4-5-0		CONFERENCE		6-3-0		0-0-0		4-1-0				
7-5-0		0-0-0	3-3-0		HOME		1-2-0		0-0-0		3-0-0				
7-4-0		0-0-0	1-2-0		AWAY		5-1-0		0-0-0		1-1-0				
0-0-0		0-0-0	0-0-0		NEUTRAL		0-0-0		0-0-0		0-0-0				
RPI	S	Opponent	Score	RPI	S	Opponent	Score	RPI	S	Opponent	Score				
				31	A	Stanford	1 0	63	H	Fresno St.	0 4	103	N	Austin Peay	3 1
				31	A	Stanford	4 1	63	H	Fresno St.	7 0	108	H	Weber St.	10 4
				35	H	Boise St.	8 1	63	H	Fresno St.	3 5	114	N	UMass Lowell	0 1
				35	H	Boise St.	2 11	76	A	Coastal Caro.	10 1	123	N	Maryland	0 5
				35	H	Boise St.	1 0	76	A	Coastal Caro.	1 2	157	N	UC Riverside	6 1
				38	A	Colorado St.	6 5	79	H	Miami (OH)	0 1	161	A	Utah St.	12 0
				38	A	Colorado St.	2 4	80	H	Long Beach St.	6 5	161	A	Utah St.	3 4
				38	A	Colorado St.	5 7	95	A	Nevada	10 7	163	H	New Mexico	8 0
				49	H	San Jose St.	3 5	95	A	Nevada	0 8	163	H	New Mexico	2 0
				49	H	San Jose St.	3 0	95	A	Nevada	3 2	163	H	New Mexico	2 1
				49	H	San Jose St.	5 6	99	A	San Diego St.	7 2	167	N	Bucknell	7 0
								99	A	San Diego St.	5 4	167	N	Bucknell	7 0
								99	A	San Diego St.	4 3	170	N	Radford	8 3
												174	H	UTEP	5 2
												177	H	Seton Hall	7 6
												202	H	California Baptist	6 4
												202	H	California Baptist	6 4
												202	H	California Baptist	6 0
												207	N	Portland St.	9 0
												207	N	Portland St.	3 5
												222	H	Utah Valley	2 0
												222	H	Utah Valley	8 0
												225	H	Georgetown	9 2
												226	H	North Dakota	10 1
												241	H	San Diego	11 0
												288	H	Southern Utah	11 3
LAST 10 GAMES				163	H	New Mexico	2 0	95	A	Nevada	10 7	222	H	Utah Valley	8 0
				163	H	New Mexico	8 0	202	H	California Baptist	6 4	225	H	Georgetown	9 2
				163	H	New Mexico	2 1	202	H	California Baptist	6 4	226	H	North Dakota	10 1
				95	A	Nevada	3 2	202	H	California Baptist	6 0	241	H	San Diego	11 0
				95	A	Nevada	0 8	49	H	San Jose St.	5 6	288	H	Southern Utah	11 3

Non-Div. I Games:

UNLV

Average RPI Win:		148	WON-LOST RECORD		WINNING PCT. RANK		LAST 10 GAMES		STRENGTH OF SCHEDULE		OPP. STRENGTH OF SCHEDULE		TEAM RPI		ADJ RPI		CONF. RPI		ADJ CONF. RPI					
DIV. I ONLY			38-18-0		.67857		41		7-3-0		78		72		45		.57098		46		13		13	
DIV. I NON-CONF.			20-15-0		.57143		98		0-2-0		46		50		57		.55922		57		12		12	
TOTALS		RPI 1-25		RPI 26-50		W-L RECORDS		RPI 51-100		RPI 101-150		RPI 150+												
38-18-0		0-6-0		1-3-0		OVERALL		12-6-0		5-2-0		20-1-0												
20-5-0		0-1-0		0-2-0		HOME		7-0-0		3-1-0		10-1-0												
12-6-0		0-2-0		0-0-0		AWAY		5-4-0		0-0-0		7-0-0												
6-7-0		0-3-0		1-1-0		NEUTRAL		0-2-0		2-1-0		3-0-0												
20-15-0		0-6-0		1-3-0		NON-CONFERENCE		5-4-0		3-1-0		11-1-0												
12-4-0		0-1-0		0-2-0		HOME		4-0-0		1-0-0		7-1-0												
2-4-0		0-2-0		0-0-		AWAY		1-2-0		0-0-0		1-0-0												
6-7-0		0-3-0		1-1-0		NEUTRAL		0-2-0		2-1-0		3-0-0												
18-3-0		0-0-0		0-0-0		CONFERENCE		7-2-0		2-1-0		9-0-0												
8-1-0		0-0-0		0-0-0		HOME		3-0-0		2-1-0		3-0-0												
10-2-0		0-0-0		0-0-0		AWAY		4-2-0		0-0-0		6-0-0												
0-0-0		0-0-0		0-0-0		NEUTRAL		0-0-0		0-0-0		0-0-0												
RPI	S	Opponent		Score		RPI	S	Opponent		Score		RPI	S	Opponent		Score								
1	N	Oklahoma		1	9	26	N	Missouri		4	7	60	H	Oregon		3	2							
2	A	UCLA		1	5	32	N	South Fla.		5	4	66	N	California		1	2							
3	H	Washington		0	2	34	H	Louisville		0	9	67	A	LMU (CA)		12	5							
3	N	Washington		0	1	36	H	Houston		0	1	67	A	LMU (CA)		0	3							
4	A	Arizona		0	6							67	A	LMU (CA)		3	4							
6	N	Alabama		2	7							68	A	UC Davis		9	1							
												68	A	UC Davis		1	2							
												68	A	UC Davis		5	1							
												77	H	DePaul		5	1							
												80	A	Long Beach St.		0	1							
												80	A	Long Beach St.		5	2							
												80	A	Long Beach St.		9	6							
												93	H	Hawaii		4	2							
												93	H	Hawaii		9	8							
												93	H	Hawaii		8	0							
												95	N	Nevada		0	5							
												97	H	Boston U.		3	1							
												99	H	San Diego St.		5	1							
LAST 10 GAMES																								
108	N	Weber St.		3	7	190	H	Cal Poly		2	1	232	H	Dartmouth		9	1							
26	N	Missouri		4	7	190	H	Cal Poly		6	1	235	N	Northern Ky.		3	0							
157	A	UC Riverside		7	2	190	H	Cal Poly		2	1	238	A	UC Santa Barbara		3	1							
157	A	UC Riverside		14	6	68	A	UC Davis		5	1	238	A	UC Santa Barbara		6	2							
157	A	UC Riverside		5	3	68	A	UC Davis		1	2	238	A	UC Santa Barbara		1	0							
						242	A	Santa Clara		8	1													

Non-Div. I Games:

Cal St. Fullerton

RPI	S	Opponent	Score	
258	H	Buffalo	5	4

Cal St. Fullerton

C
a
l
S
t
.
F
u
l
l
e
r
t
o
n

C
a
l
S
t
.
F
u
l
l
e
r
t
o
n

[illegible]

Non-Div. I Games:

North Dakota St.

RPI	S	Opponent	Score	
226	H	North Dakota	3	0
226	H	North Dakota	14	0
229	N	Abilene Christian	6	5
234	N	Northern Colo.	4	0
242	N	Santa Clara	9	1
252	A	Purdue Fort Wayne	11	1
252	A	Purdue Fort Wayne	5	0
252	A	Purdue Fort Wayne	7	0
272	H	Omaha	11	0
272	H	Omaha	8	1
272	H	Omaha	15	0

North Dakota St.

N
o
r
t
h
D
a
k
o
t
a
S
t
.

N
o
r
t
h
D
a
k
o
t
a
S
t
.

Average RPI Win: 117		WON-LOST RECORD		WINNING PCT. RANK		LAST 10 GAMES		STRENGTH OF SCHEDULE		OPP. STRENGTH OF SCHEDULE		TEAM RPI		ADJ RPI		CONF. RPI		ADJ CONF. RPI				
DIV. I ONLY		37-25-0		.59677 84		7-3-0		45		36		49		.57013 48		3		2				
DIV. I NON-CONF.		29-13-0		.69048 49		5-2-0		109		73		51		.56741 49		3		2				
TOTALS		RPI 1-25		RPI 26-50		W-L RECORDS		RPI 51-100		RPI 101-150		RPI 150+										
37-25-0		2-15-0		1-1-0		OVERALL		17-4-0		7-3-0		10-2-0										
12-8-0		1-8-0		0-0-0		HOME		6-0-0		5-0-0		0-0-0										
8-8-0		0-6-0		0-1-0		AWAY		3-1-0		1-0-0		4-0-0										
17-9-0		1-1-0		1-0-0		NEUTRAL		8-3-0		1-3-0		6-2-0										
29-13-0		0-3-0		1-1-0		NON-CONFERENCE		14-4-0		4-3-0		10-2-0										
8-0-0		0-0-0		0-0-0		HOME		6-0-0		2-0-0		0-0-0										
5-5-0		0-3-0		0-0-		AWAY		0-1-0		1-0-0		4-0-0										
16-8-0		0-0-0		1-0-0		NEUTRAL		8-3-0		1-3-0		6-2-0										
8-12-0		2-12-0		0-0-0		CONFERENCE		3-0-0		3-0-0		0-0-0										
4-8-0		1-8-0		0-0-0		HOME		0-0-0		3-0-0		0-0-0										
3-3-0		0-3-0		0-0-0		AWAY		3-0-0		0-0-0		0-0-0										
1-1-0		1-1-0		0-0-0		NEUTRAL		0-0-0		0-0-0		0-0-0										
RPI	S	Opponent		Score		RPI	S	Opponent		Score		RPI	S	Opponent		Score						
1	H	Oklahoma		0	14	31	A	Stanford		1	2	53	N	UT Arlington		3	4	107	H	South Dakota St.	7	2
1	H	Oklahoma		2	9	38	N	Colorado St.		6	5	55	N	Liberty		7	2	110	N	Appalachian St.	1	2
1	H	Oklahoma		3	8							58	A	Baylor		4	1	111	A	Iowa	2	0
5	A	Florida St.		0	1							58	A	Baylor		4	1	136	H	South Dakota	9	1
5	A	Florida St.		0	5							58	A	Baylor		4	0	136	N	South Dakota	2	1
8	A	Texas		0	11							67	N	LMU (CA)		5	2	143	N	UNCW	2	3
8	A	Texas		1	6							67	N	LMU (CA)		5	6	145	N	Col. of Charleston	3	4
8	A	Texas		2	7							69	N	Marshall		1	0	148	H	Kansas	4	2
8	N	Texas		2	0							73	N	UNC Greensboro		4	2	148	H	Kansas	1	0
9	H	Oklahoma St.		3	6							73	N	UNC Greensboro		4	8	148	H	Kansas	3	2
9	H	Oklahoma St.		5	12							74	A	Grand Canyon		0	2	155	N	Harvard	7	5
9	H	Oklahoma St.		3	12							77	N	DePaul		6	4	161	N	Utah St.	1	10
9	N	Oklahoma St.		2	17							80	N	Long Beach St.		2	1	161	N	Utah St.	9	0
19	H	Texas Tech		4	8							90	H	Georgia Tech		6	3	170	N	Radford	2	1
19	H	Texas Tech		6	5							90	H	Georgia Tech		5	2	190	A	Cal Poly	8	2
19	H	Texas Tech		3	8							90	H	Georgia Tech		7	2	190	A	Cal Poly	4	2
22	A	Drake		5	6							92	H	Purdue		5	3	190	A	Cal Poly	6	3
												92	H	Purdue		6	1	207	N	Portland St.	3	2
												94	H	UNI		2	0	232	N	Dartmouth	12	0
												97	N	Boston U.		1	0	234	N	Northern Colo.	6	7
																		234	N	Northern Colo.	7	3
																		272	A	Omaha	13	6
				LAST 10 GAMES																		

Non-Div. I Games:

Iowa St.

RPI	S	Opponent	Score
100	N	Utah	7 4
107	H	South Dakota St.	7 2
92	H	Purdue	6 1
9	N	Oklahoma St.	2 1
8	N	Texas	2 0
148	H	Kansas	1 0

[illegible]

Non-Div. I Games:

San Jose St.

Average RPI Win: 125		WON-LOST	WINNING	LAST 10	STRENGTH OF	OPP. STRENGTH	TEAM	ADJ	CONF.	ADJ CONF.				
Average RPI Loss: 26		RECORD	PCT. RANK	GAMES	SCHEDULE	OF SCHEDULE	RPI	RPI	RPI	RPI				
DIV. I ONLY		28-27-0	.50909	137	3-7-0	25	28	50	.56728	50	1	1		
DIV. I NON-CONF.		22-8-0	.73333	33	0-2-0	134	95	45	.57071	47	1	1		
<hr/>														
TOTALS		RPI 1-25		RPI 26-50		W-L RECORDS		RPI 51-100		RPI 101-150		RPI 150+		
28-27-0		4-16-0		2-7-0		OVERALL		7-4-0		3-0-0		12-0-0		
25-12-0		2-7-0		2-2-0		HOME		7-3-0		3-0-0		11-0-0		
2-12-0		2-8-0		0-4-0		AWAY		0-0-0		0-0-0		0-0-0		
1-3-0		0-1-0		0-1-0		NEUTRAL		0-1-0		0-0-0		1-0-0		
22-8-0		0-2-0		0-2-0		NON-CONFERENCE		7-4-0		3-0-0		12-0-0		
21-3-0		0-0-0		0-0-0		HOME		7-3-0		3-0-0		11-0-0		
0-2-0		0-1-0		0-0-		AWAY		0-0-0		0-0-0		0-0-0		
1-3-0		0-1-0		0-1-0		NEUTRAL		0-1-0		0-0-0		1-0-0		
6-19-0		4-14-0		2-5-0		CONFERENCE		0-0-0		0-0-0		0-0-0		
4-9-0		2-7-0		2-2-0		HOME		0-0-0		0-0-0		0-0-0		
2-10-0		2-7-0		0-3-0		AWAY		0-0-0		0-0-0		0-0-0		
0-0-0		0-0-0		0-0-0		NEUTRAL		0-0-0		0-0-0		0-0-0		
RPI	S	Opponent		Score	RPI	S	Opponent		Score	RPI	S	Opponent		Score
6	H	Alabama		1 11	26	A	Missouri		3 4	53	H	UT Arlington		1 0
6	H	Alabama		3 13	26	A	Missouri		0 8	54	H	North Texas		2 10
6	H	Alabama		4 3	26	A	Missouri		0 4	55	H	Liberty		2 4
8	A	Texas		2 3	28	H	Mississippi St.		2 3	55	H	Liberty		1 0
10	H	Florida		1 4	33	H	Arkansas		3 1	60	N	Oregon		5 7
10	H	Florida		3 8	33	H	Arkansas		4 1	62	H	Sam Houston St.		4 3
10	H	Florida		6 8	33	H	Arkansas		0 3	62	H	Sam Houston St.		5 4
13	H	LSU		6 5	36	A	Houston		3 9	70	H	Longwood		4 1
13	H	LSU		0 7	36	N	Houston		1 3	85	H	McNeese		2 1
13	H	LSU		3 17						85	H	McNeese		1 3
17	A	Tennessee		2 4						89	H	Rutgers		7 6
17	A	Tennessee		6 4										
17	A	Tennessee		1 4										
20	A	Auburn		4 12										
20	A	Auburn		1 8										
20	A	Auburn		6 7										
24	N	Arizona St.		4 5										
25	A	Georgia		5 3										
25	A	Georgia		3 4										
25	A	Georgia		5 11										
LAST 10 GAMES														
8	A	Texas		2 3	17	A	Tennessee		1 4					
36	N	Houston		1 3	33	H	Arkansas		4 1					
28	H	Mississippi St.		2 3	33	H	Arkansas		0 3					
17	A	Tennessee		6 4	33	H	Arkansas		3 1					
17	A	Tennessee		2 4	26	A	Missouri		0 4					

Non-Div. I Games:

Texas A&M

U
C
F

Page 62

RPI	S	Opponent	Score	
234	N	Northern Colo.	7	0
245	H	Princeton	8	1

UCF

U
C
F

U
C
F

Average RPI Win: 130		WON-LOST RECORD		WINNING PCT. RANK		LAST 10 GAMES		STRENGTH OF SCHEDULE		OPP. STRENGTH OF SCHEDULE		TEAM RPI		ADJ RPI		CONF. RPI		ADJ CONF. RPI	
DIV. I ONLY		36-21-0		.63158 65		5-5-0		68		58		53		.56497 52		4		4	
DIV. I NON-CONF.		25-6-0		.80645 18		0		120		97		32		.59296 35		4		4	
TOTALS		RPI 1-25		RPI 26-50		W-L RECORDS		RPI 51-100		RPI 101-150		RPI 150+							
36-21-0		2-5-0		1-7-0		OVERALL		8-3-0		13-5-0		12-1-0							
12-6-0		0-2-0		0-0-0		HOME		3-2-0		5-2-0		4-0-0							
8-12-0		1-3-0		0-7-0		AWAY		3-1-0		3-1-0		1-0-0							
16-3-0		1-0-0		1-0-0		NEUTRAL		2-0-0		5-2-0		7-1-0							
25-6-0		2-0-0		1-1-0		NON-CONFERENCE		5-1-0		8-3-0		9-1-0							
3-1-0		0-0-0		0-0-0		HOME		0-0-0		2-1-0		1-0-0							
6-2-0		1-0-0		0-0-		AWAY		3-1-0		1-0-0		1-0-0							
16-3-0		1-0-0		1-0-0		NEUTRAL		2-0-0		5-2-0		7-1-0							
11-15-0		0-5-0		0-6-0		CONFERENCE		3-2-0		5-2-0		3-0-0							
9-5-0		0-2-0		0-0-0		HOME		3-2-0		3-1-0		3-0-0							
2-10-0		0-3-0		0-6-0		AWAY		0-0-0		2-1-0		0-0-0							
0-0-0		0-0-0		0-0-0		NEUTRAL		0-0-0		0-0-0		0-0-0							
RPI	S	Opponent		Score		RPI	S	Opponent		Score		RPI	S	Opponent		Score			
12	H	Northwestern		0 2		29	A	Wisconsin		3 4		81	N	USC Upstate		6 4			
12	H	Northwestern		0 5		29	A	Wisconsin		0 5		81	N	USC Upstate		2 0		102 H Ohio 1 4	
13	A	LSU		7 3		29	A	Wisconsin		0 8		83	A	FGCU		2 0		106 N SFA 0 1	
14	A	Michigan		1 4		32	N	South Fla.		3 2		83	A	FGCU		1 3		113 N St. John's (NY) 11 0	
14	A	Michigan		2 3		34	A	Louisville		2 5		88	A	Duke		3 0		116 N Virginia 9 1	
14	A	Michigan		6 7		39	A	Ohio St.		3 5		88	A	Duke		3 1		117 H Toledo 9 6	
25	N	Georgia		6 4		39	A	Ohio St.		6 7		89	H	Rutgers		3 2		123 H Maryland 8 0	
						39	A	Ohio St.		0 2		89	H	Rutgers		2 5		123 H Maryland 10 1	
												89	H	Rutgers		9 1		123 H Maryland 3 4	
												92	H	Purdue		2 1		131 N Syracuse 5 1	
												92	H	Purdue		4 5		131 N Syracuse 6 5	
																		135 N Illinois St. 0 3	
																		135 N Illinois St. 2 0	
																		147 A Fla. Atlantic 4 1	
																		150 A Penn St. 0 2	
																		150 A Penn St. 5 2	
																		150 A Penn St. 2 0	
																		150 H Penn St. 4 2	
																		158 N Loyola Chicago 3 1	
																		158 N Loyola Chicago 1 0	
																		160 N Saint Joseph's 2 1	
																		165 H Michigan St. 6 3	
																		165 H Michigan St. 13 8	
																		165 H Michigan St. 15 2	
																		169 H Saint Francis (PA) 13 6	
																		171 A Mercer 8 7	
																		177 N Seton Hall 6 2	
				LAST 10 GAMES															
				12	H	Northwestern		0 2		89	H	Rutgers		2 5		165	H	Michigan St. 13 8	
				150	H	Penn St.		4 2		89	H	Rutgers		3 2		165	H	Michigan St. 15 2	
				150	A	Penn St.		0 2		89	H	Rutgers		9 1		169	H	Saint Francis (PA) 13 6	
				150	A	Penn St.		5 2		29	A	Wisconsin		0 8		171	A	Mercer 8 7	
				150	A	Penn St.		2 0		29	A	Wisconsin		3 4		177	N	Seton Hall 6 2	

Non-Div. I Games:

Indiana

Indiana

Average RPI Win:		119	WON-LOST RECORD		WINNING PCT. RANK		LAST 10 GAMES		STRENGTH OF SCHEDULE		OPP. STRENGTH OF SCHEDULE		TEAM RPI		ADJ RPI		CONF. RPI		ADJ CONF. RPI					
DIV. I ONLY			36-27-0		.57143		97		7-3-0		56		63		61		.56315		53		8		8	
DIV. I NON-CONF.			17-15-0		.53125		119		6-1-0		19		52		46		.57972		43		8		8	
TOTALS		RPI 1-25		RPI 26-50		W-L RECORDS		RPI 51-100		RPI 101-150		RPI 150+												
36-27-0		1-7-0		2-2-0		OVERALL		15-13-0		7-0-0		11-5-0												
17-6-0		1-1-0		1-1-0		HOME		6-2-0		3-0-0		6-2-0												
8-13-0		0-5-0		0-1-0		AWAY		3-5-0		4-0-0		1-2-0												
11-8-0		0-1-0		1-0-0		NEUTRAL		6-6-0		0-0-0		4-1-0												
17-15-0		1-4-0		2-2-0		NON-CONFERENCE		9-8-0		1-0-0		4-1-0												
4-4-0		1-1-0		1-1-0		HOME		1-1-0		0-0-0		1-1-0												
3-5-0		0-2-0		0-0-		AWAY		2-2-0		1-0-0		0-0-0												
10-6-0		0-1-0		1-0-0		NEUTRAL		6-5-0		0-0-0		3-0-0												
19-12-0		0-3-0		0-0-0		CONFERENCE		6-5-0		6-0-0		7-4-0												
13-2-0		0-0-0		0-0-0		HOME		5-1-0		3-0-0		5-1-0												
5-8-0		0-3-0		0-0-0		AWAY		1-3-0		3-0-0		1-2-0												
1-2-0		0-0-0		0-0-0		NEUTRAL		0-1-0		0-0-0		1-1-0												
RPI	S	Opponent		Score		RPI	S	Opponent		Score		RPI	S	Opponent		Score								
2	N	UCLA		1	2	33	H	Arkansas		1	4	54	H	North Texas		13	10							
8	H	Texas		3	4	33	H	Arkansas		7	4	54	N	North Texas		1	5							
9	H	Oklahoma St.		2	1	48	N	Iowa St.		4	3	54	N	North Texas		12	7							
18	A	Louisiana		1	4	50	A	Texas A&M		0	1	55	N	Liberty		9	8							
18	A	Louisiana		0	2							58	A	Baylor		5	2							
18	A	Louisiana		2	4							58	A	Baylor		10	2							
19	A	Texas Tech		1	9							61	H	Wichita St.		1	3							
19	A	Texas Tech		4	8							62	A	Sam Houston St.		2	3							
												62	N	Sam Houston St.		3	0							
												62	N	Sam Houston St.		3	4							
												63	N	Fresno St.		4	5							
												64	A	Texas St.		8	0							
												64	H	Texas St.		8	7							
												64	H	Texas St.		2	5							
												64	H	Texas St.		4	1							
												65	A	Troy		0	2							
												65	A	Troy		1	2							
												65	A	Troy		4	7							
												67	N	LMU (CA)		6	3							
												76	H	Coastal Caro.		8	6							
						LAST 10 GAMES																		
						48	N	Iowa St.		4	3													
						67	N	LMU (CA)		6	3													
						55	N	Liberty		9	8													
						85	N	McNeese		4	3													
						85	N	McNeese		1	6													

Non-Div. I Games:

UT Arlington

RPI	S	Opponent	Score	
76	H	Coastal Caro.	12	7
76	H	Coastal Caro.	6	4
76	N	Coastal Caro.	4	5
85	N	McNeese	5	3
85	N	McNeese	1	6
85	N	McNeese	4	3
93	A	Hawaii	7	8
98	N	Southern Miss.	3	5
85	N	McNeese	5	3
106	A	SFA	7	0
207	N	La.-Monroe	2	5
64	A	Texas St.	8	0
76	N	Coastal Caro.	4	5

U
T
A
r
l
i
n
g
t
o
n

U
T
A
r
l
i
n
g
t
o
n

Average RPI Win:		142	WON-LOST RECORD		WINNING PCT. RANK	LAST 10 GAMES	STRENGTH OF SCHEDULE		OPP. STRENGTH OF SCHEDULE	TEAM RPI	ADJ RPI	CONF. RPI	ADJ CONF. RPI
Average RPI Loss:		76	35-19-0		.64815 61	6-4-0	88		86	57	.5621 54	11	10
DIV. I ONLY			15-12-0		.55556 112	0-1-0	133		68	101	.52966 97	9	9
DIV. I NON-CONF.													
TOTALS		RPI 1-25	RPI 26-50		W-L RECORDS		RPI 51-100		RPI 101-150		RPI 150+		
35-19-0		1-5-0	3-1-0		OVERALL		6-9-0		7-1-0		18-3-0		
16-2-0		0-0-0	0-0-0		HOME		2-1-0		3-1-0		11-0-0		
11-12-0		0-4-0	3-1-0		AWAY		2-4-0		3-0-0		3-3-0		
8-5-0		1-1-0	0-0-0		NEUTRAL		2-4-0		1-0-0		4-0-0		
15-12-0		1-5-0	1-0-0		NON-CONFERENCE		3-4-0		1-0-0		9-3-0		
6-0-0		0-0-0	0-0-0		HOME		0-0-0		1-0-0		5-0-0		
2-9-0		0-4-0	1-0-		AWAY		1-2-0		0-0-0		0-3-0		
7-3-0		1-1-0	0-0-0		NEUTRAL		2-2-0		0-0-0		4-0-0		
20-7-0		0-0-0	2-1-0		CONFERENCE		3-5-0		6-1-0		9-0-0		
10-2-0		0-0-0	0-0-0		HOME		2-1-0		2-1-0		6-0-0		
9-3-0		0-0-0	2-1-0		AWAY		1-2-0		3-0-0		3-0-0		
1-2-0		0-0-0	0-0-0		NEUTRAL		0-2-0		1-0-0		0-0-0		
RPI S	Opponent	Score	RPI S	Opponent	Score	RPI S	Opponent	Score	RPI S	Opponent	Score		
1 A	Oklahoma	0 8	44 A	Louisiana Tech	10 9	53 A	UT Arlington	10 13	119 A	FIU	13 4		
9 A	Oklahoma St.	0 6	44 A	Louisiana Tech	5 2	53 N	UT Arlington	7 12	119 A	FIU	3 0		
18 N	Louisiana	2 10	44 A	Louisiana Tech	2 4	53 N	UT Arlington	5 1	119 A	FIU	7 0		
18 N	Louisiana	5 1	50 A	Texas A&M	10 2	57 A	Western Ky.	8 2	126 H	Middle Tenn.	6 2		
19 A	Texas Tech	1 8				57 A	Western Ky.	1 3	126 H	Middle Tenn.	2 4		
19 A	Texas Tech	1 6				57 A	Western Ky.	0 8	126 H	Middle Tenn.	1 0		
						58 A	Baylor	2 5	126 N	Middle Tenn.	4 2		
						62 A	Sam Houston St.	2 0	142 H	Northwestern St.	6 0		
						69 N	Marshall	0 1	154 A	UAB	3 1		
						69 N	Marshall	0 1	154 A	UAB	5 1		
						75 N	Kent St.	9 0	154 A	UAB	3 1		
						75 N	Kent St.	0 6	166 H	UTSA	9 1		
						98 H	Southern Miss.	4 3	166 H	UTSA	4 3		
						98 H	Southern Miss.	7 5	166 H	UTSA	3 0		
						98 H	Southern Miss.	3 7	174 H	UTEP	5 1		
									174 H	UTEP	3 1		
									174 H	UTEP	10 2		
									176 N	Creighton	7 3		
									177 N	Seton Hall	14 2		
									181 A	Houston Baptist	6 8		
									202 A	California Baptist	5 6		
									202 N	California Baptist	8 7		
									229 A	Abilene Christian	1 9		
									234 H	Northern Colo.	8 2		
									234 N	Northern Colo.	9 0		
									237 H	Saint Mary's (CA)	9 2		
									237 H	Saint Mary's (CA)	8 0		
			LAST 10 GAMES										
			69 N	Marshall	0 1	126 H	Middle Tenn.	1 0	229 A	Abilene Christian	1 9		
			126 N	Middle Tenn.	4 2	154 A	UAB	5 1	234 H	Northern Colo.	8 2		
			69 N	Marshall	0 1	154 A	UAB	3 1	234 N	Northern Colo.	9 0		
			126 H	Middle Tenn.	6 2	154 A	UAB	3 1	237 H	Saint Mary's (CA)	9 2		
			126 H	Middle Tenn.	2 4	9 A	Oklahoma St.	0 6	237 H	Saint Mary's (CA)	8 0		

Non-Div. I Games:

North Texas

RPI	S	Opponent	Score	
237	H	Saint Mary's (CA)	14	7
293	H	Ark.-Pine Bluff	9	1

North Texas

N
o
r
t
h
T
e
x
a
s

N
o
r
t
h
T
e
x
a
s

Average RPI Win:		145	WON-LOST RECORD		WINNING PCT. RANK		LAST 10 GAMES		STRENGTH OF SCHEDULE		OPP. STRENGTH OF SCHEDULE		TEAM RPI		ADJ RPI		CONF. RPI		ADJ CONF. RPI				
Average RPI Loss:		68																					
DIV. I ONLY			40-22-0		.64516		62		5-5-0		84		71		55		.56209		55				
DIV. I NON-CONF.			23-15-0		.60526		89		4-2-0		99		61		65		.55047		61				
TOTALS			RPI 1-25		RPI 26-50		W-L RECORDS		RPI 51-100		RPI 101-150		RPI 150+										
40-22-0			0-5-0		3-5-0		OVERALL		12-5-0		7-5-0		18-2-0										
24-2-0			0-1-0		2-1-0		HOME		4-0-0		1-0-0		17-0-0										
10-10-0			0-3-0		1-1-0		AWAY		4-1-0		4-3-0		1-2-0										
6-10-0			0-1-0		0-3-0		NEUTRAL		4-4-0		2-2-0		0-0-0										
23-15-0			0-5-0		1-3-0		NON-CONFERENCE		9-5-0		2-2-0		11-0-0										
16-1-0			0-1-0		0-0-0		HOME		4-0-0		1-0-0		11-0-0										
2-6-0			0-3-0		1-0-		AWAY		1-1-0		0-1-0		0-0-0										
5-8-0			0-1-0		0-2-0		NEUTRAL		4-4-0		1-1-0		0-0-0										
17-7-0			0-0-0		2-2-0		CONFERENCE		3-0-0		5-3-0		7-2-0										
8-1-0			0-0-0		2-1-0		HOME		0-0-0		0-0-0		6-0-0										
8-4-0			0-0-0		0-0-0		AWAY		3-0-0		4-2-0		1-2-0										
1-2-0			0-0-0		0-1-0		NEUTRAL		0-0-0		1-1-0		0-0-0										
RPI	S	Opponent		Score		RPI	S	Opponent		Score		RPI	S	Opponent		Score		RPI	S	Opponent		Score	
2	A	UCLA		3	4	37	N	Notre Dame		1	4	53	N	UT Arlington		8	9	102	N	Ohio		0	1
3	N	Washington		0	6	40	H	Lipscomb		7	1	58	N	Baylor		1	6	104	A	North Florida		3	1
11	A	James Madison		0	1	40	H	Lipscomb		2	7	69	H	Marshall		7	0	104	A	North Florida		5	1
17	H	Tennessee		0	1	40	H	Lipscomb		4	1	70	H	Longwood		2	1	104	A	North Florida		4	1
21	A	North Carolina		2	3	40	N	Lipscomb		0	3	75	H	Kent St.		4	0	104	N	North Florida		4	0
						48	N	Iowa St.		2	7	80	A	Long Beach St.		0	7	104	N	North Florida		1	3
						50	A	Texas A&M		0	1	83	A	FGCU		4	2	105	N	BYU		13	3
						50	A	Texas A&M		4	2	83	A	FGCU		2	0	109	A	North Ala.		3	1
												83	A	FGCU		6	2	109	A	North Ala.		0	1
												85	N	McNeese		1	5	109	A	North Ala.		0	1
												88	A	Duke		10	6	116	A	Virginia		3	4
												88	N	Duke		1	3	116	H	Virginia		2	0
												89	H	Rutgers		1	0	164	A	Kennesaw St.		2	3
												89	N	Rutgers		2	1	164	A	Kennesaw St.		11	3
												89	N	Rutgers		5	3	164	A	Kennesaw St.		4	5
												97	N	Boston U.		5	0	167	H	Bucknell		1	0
												99	N	San Diego St.		8	0	170	H	Radford		10	8
																		180	H	Pittsburgh		4	1
																		194	H	Jacksonville		4	0
																		194	H	Jacksonville		8	0
																		194	H	Jacksonville		2	1
																		195	H	Stetson		6	0
																		195	H	Stetson		5	3
																		195	H	Stetson		7	1
																		230	H	Sacred Heart		2	0
																		230	H	Sacred Heart		5	0
																		245	H	Princeton		12	0
LAST 10 GAMES																							
						48	N	Iowa St.		2	7	104	N	North Florida		1	3	195	H	Stetson		5	3
						53	N	UT Arlington		8	9	40	N	Lipscomb		0	3	195	H	Stetson		7	1
						69	H	Marshall		7	0	104	N	North Florida		4	0	230	H	Sacred Heart		2	0
						75	H	Kent St.		4	0	70	H	Longwood		2	1	230	H	Sacred Heart		5	0
						89	H	Rutgers		1	0	109	A	North Ala.		0	1	245	H	Princeton		12	0

Non-Div. I Games:

Liberty

RPI	S	Opponent	Score	
248	H	Wright St.	10	2
261	H	Robert Morris	4	0
271	H	Cleveland St.	9	0
276	H	Quinnipiac	4	0
286	H	Delaware St.	20	0

Liberty

L
i
b
e
r
t
y

L
i
b
e
r
t
y

RPI	S	Opponent	Score	
237	N	Saint Mary's (CA)	7	1
242	H	Santa Clara	6	5
256	H	CSU Bakersfield	8	0
256	H	CSU Bakersfield	6	1
256	H	CSU Bakersfield	1	0

Seattle U

S
e
a
t
t
l
e
U

S
e
a
t
t
l
e
U

Average RPI Win:		159	WON-LOST RECORD		WINNING PCT. RANK		LAST 10 GAMES		STRENGTH OF SCHEDULE		OPP. STRENGTH OF SCHEDULE		TEAM RPI		ADJ RPI		CONF. RPI		ADJ CONF. RPI					
Average RPI Loss:		86																						
DIV. I ONLY			37-13-0		.74		15		6-4-0		148		125		52		.55949		57		11		10	
DIV. I NON-CONF.			19-6-0		.76		28		1-0-0		224		171		68		.54332		75		9		9	
TOTALS		RPI 1-25		RPI 26-50		W-L RECORDS		RPI 51-100		RPI 101-150		RPI 150+												
37-13-0		1-1-0		0-5-0		OVERALL		5-3-0		11-1-0		20-3-0												
18-3-0		0-0-0		0-1-0		HOME		2-1-0		4-0-0		12-1-0												
11-7-0		1-0-0		0-4-0		AWAY		2-2-0		6-0-0		2-1-0												
8-3-0		0-1-0		0-0-0		NEUTRAL		1-0-0		1-1-0		6-1-0												
19-6-0		1-1-0		0-2-0		NON-CONFERENCE		2-0-0		2-0-0		14-3-0												
7-2-0		0-0-0		0-1-0		HOME		0-0-0		1-0-0		6-1-0												
4-2-0		1-0-0		0-0-		AWAY		1-0-0		0-0-0		2-1-0												
8-2-0		0-1-0		0-0-0		NEUTRAL		1-0-0		1-0-0		6-1-0												
18-7-0		0-0-0		0-3-0		CONFERENCE		3-3-0		9-1-0		6-0-0												
11-1-0		0-0-0		0-0-0		HOME		2-1-0		3-0-0		6-0-0												
7-5-0		0-0-0		0-3-0		AWAY		1-2-0		6-0-0		0-0-0												
0-1-0		0-0-0		0-0-0		NEUTRAL		0-0-0		0-1-0		0-0-0												
RPI	S	Opponent		Score		RPI	S	Opponent		Score		RPI	S	Opponent		Score		RPI	S	Opponent		Score		
16	A	Kentucky		4	1	34	H	Louisville		2	7	54	H	North Texas		2	8	119	A	FIU		4	0	
20	N	Auburn		0	8	40	A	Lipscomb		7	9	54	H	North Texas		8	0	119	A	FIU		5	4	
						44	A	Louisiana Tech		1	4	54	H	North Texas		3	1	119	A	FIU		6	2	
						44	A	Louisiana Tech		1	7	69	A	Marshall		7	8	126	A	Middle Tenn.		6	4	
						44	A	Louisiana Tech		0	8	69	A	Marshall		2	10	126	A	Middle Tenn.		14	3	
												69	A	Marshall		7	1	126	A	Middle Tenn.		8	0	
												87	N	Missouri St.		8	0	126	N	Middle Tenn.		0	1	
												91	A	Eastern Ky.		6	5	129	H	Murray St.		4	1	
																		146	N	South Alabama		7	3	
																		147	H	Fla. Atlantic		10	3	
																		147	H	Fla. Atlantic		2	0	
																		147	H	Fla. Atlantic		10	2	
																		151	A	Samford		8	1	
																		164	A	Kennesaw St.		1	2	
																		166	H	UTSA		11	2	
																		166	H	UTSA		4	3	
																		166	H	UTSA		8	1	
																		168	H	Western Ill.		1	3	
																		168	H	Western Ill.		5	3	
																		168	H	Western Ill.		7	6	
																		185	A	Tennessee Tech		4	1	
																		188	N	Florida A&M		4	3	
																		192	H	Charlotte		3	0	
																		192	H	Charlotte		11	2	
																		192	H	Charlotte		5	0	
																		204	H	Indiana St.		9	7	
																		205	N	Saint Louis		10	0	
LAST 10 GAMES																								
						126	N	Middle Tenn.		0	1	44	A	Louisiana Tech		1	7	192	H	Charlotte		3	0	
						166	H	UTSA		11	2	44	A	Louisiana Tech		1	4	192	H	Charlotte		11	2	
						166	H	UTSA		4	3	44	A	Louisiana Tech		0	8	192	H	Charlotte		5	0	
						166	H	UTSA		8	1	126	A	Middle Tenn.		6	4	204	H	Indiana St.		9	7	
						129	H	Murray St.		4	1	126	A	Middle Tenn.		14	3	205	N	Saint Louis		10	0	

Non-Div. I Games:

Western Ky.

RPI	S	Opponent	Score	
214	N	Evansville	8	0
224	H	Butler	3	0
227	N	Tennessee St.	5	0
248	N	Wright St.	6	3
248	N	Wright St.	1	2
271	H	Cleveland St.	10	3
271	H	Cleveland St.	8	0
278	N	Jackson St.	4	0

Western Ky.

W
e
s
t
e
r
n
K
y
.

W
e
s
t
e
r
n
K
y
.

Average RPI Win: 91		WON-LOST	WINNING	LAST 10	STRENGTH OF		OPP. STRENGTH	TEAM	ADJ		CONF.	ADJ CONF.
Average RPI Loss: 44		RECORD	PCT. RANK	GAMES	SCHEDULE		OF SCHEDULE	RPI	RPI		RPI	RPI
DIV. I ONLY		18-31-0	.36735	220	3-7-0		9	24	66		.55799	58
DIV. I NON-CONF.		16-15-0	.51613	131	3-2-0		14	38	44		.58226	41
TOTALS		RPI 1-25	RPI 26-50		W-L RECORDS		RPI 51-100		RPI 101-150		RPI 150+	
18-31-0		5-16-0	0-6-0		OVERALL		8-4-0		1-4-0		4-1-0	
9-20-0		3-9-0	0-5-0		HOME		4-4-0		0-1-0		2-1-0	
5-8-0		0-6-0	0-0-0		AWAY		3-0-0		1-2-0		1-0-0	
4-3-0		2-1-0	0-1-0		NEUTRAL		1-0-0		0-1-0		1-0-0	
16-15-0		4-5-0	0-3-0		NON-CONFERENCE		8-4-0		0-2-0		4-1-0	
8-11-0		2-3-0	0-2-0		HOME		4-4-0		0-1-0		2-1-0	
4-1-0		0-1-0	0-0-		AWAY		3-0-0		0-0-0		1-0-0	
4-3-0		2-1-0	0-1-0		NEUTRAL		1-0-0		0-1-0		1-0-0	
2-16-0		1-11-0	0-3-0		CONFERENCE		0-0-0		1-2-0		0-0-0	
1-9-0		1-6-0	0-3-0		HOME		0-0-0		0-0-0		0-0-0	
1-7-0		0-5-0	0-0-0		AWAY		0-0-0		1-2-0		0-0-0	
0-0-0		0-0-0	0-0-0		NEUTRAL		0-0-0		0-0-0		0-0-0	
RPI S	Opponent	Score	RPI S	Opponent	Score	RPI S	Opponent	Score	RPI S	Opponent	Score	
1 A	Oklahoma	0 16	36 H	Houston	1 6	53 H	UT Arlington	2 10	105 N	BYU	3 4	
1 A	Oklahoma	0 8	36 H	Houston	0 2	53 H	UT Arlington	2 5	106 H	SFA	1 4	
1 A	Oklahoma	5 7	37 N	Notre Dame	1 14	54 H	North Texas	5 2	148 A	Kansas	8 9	
3 N	Washington	2 8	48 H	Iowa St.	1 4	55 N	Liberty	6 1	148 A	Kansas	3 2	
8 A	Texas	0 1	48 H	Iowa St.	1 4	62 H	Sam Houston St.	7 0	148 A	Kansas	1 7	
8 A	Texas	1 3	48 H	Iowa St.	0 4	64 A	Texas St.	4 1	166 A	UTSA	4 1	
8 H	Texas	0 2				75 H	Kent St.	5 6	179 H	Lamar University	6 0	
9 H	Oklahoma St.	2 21				75 H	Kent St.	0 1	179 H	Lamar University	2 0	
9 H	Oklahoma St.	2 1				85 A	McNeese	5 2	196 H	Central Ark.	5 8	
9 H	Oklahoma St.	1 9				85 A	McNeese	7 2	288 N	Southern Utah	5 1	
13 H	LSU	5 1				98 H	Southern Miss.	3 1				
13 H	LSU	2 4				98 H	Southern Miss.	4 3				
13 H	LSU	0 2										
18 A	Louisiana	1 4										
18 H	Louisiana	2 5										
18 H	Louisiana	4 3										
19 H	Texas Tech	2 11										
19 H	Texas Tech	6 11										
19 H	Texas Tech	2 6										
21 N	North Carolina	10 9										
23 N	South Carolina	4 1										
LAST 10 GAMES												
	8 A Texas	1 3		48 H Iowa St.	1 4							
	8 A Texas	0 1		48 H Iowa St.	0 4							
	13 H LSU	5 1		48 H Iowa St.	1 4							
	13 H LSU	2 4		179 H Lamar University	2 0							
	13 H LSU	0 2		179 H Lamar University	6 0							

Non-Div. I Games:

Baylor

Average RPI Win:	172	WON-LOST RECORD	WINNING PCT. RANK	LAST 10 GAMES	STRENGTH OF SCHEDULE	OPP. STRENGTH OF SCHEDULE	TEAM RPI	ADJ RPI	CONF. RPI	ADJ CONF. RPI			
DIV. I ONLY		46-18-0	.71875	27	7-3-0	136	135	56	.5579	59	18	18	
DIV. I NON-CONF.		25-12-0	.67568	57	1-2-0	153	113	62	.54707	66	17	17	
<hr/>													
TOTALS	RPI 1-25	RPI 26-50		W-L RECORDS		RPI 51-100		RPI 101-150		RPI 150+			
46-18-0	0-5-0	1-5-0		OVERALL		11-4-0		8-3-0		26-1-0			
10-4-0	0-0-0	0-1-0		HOME		3-1-0		2-2-0		5-0-0			
16-8-0	0-1-0	1-4-0		AWAY		3-1-0		3-1-0		9-1-0			
20-6-0	0-4-0	0-0-0		NEUTRAL		5-2-0		3-0-0		12-0-0			
<hr/>													
25-12-0	0-5-0	1-5-0		NON-CONFERENCE		4-2-0		5-0-0		15-0-0			
2-1-0	0-0-0	0-1-0		HOME		1-0-0		0-0-0		1-0-0			
7-5-0	0-1-0	1-0-		AWAY		2-0-0		2-0-0		2-0-0			
16-6-0	0-4-0	0-0-0		NEUTRAL		1-2-0		3-0-0		12-0-0			
<hr/>													
21-6-0	0-0-0	0-0-0		CONFERENCE		7-2-0		3-3-0		11-1-0			
8-3-0	0-0-0	0-0-0		HOME		2-1-0		2-2-0		4-0-0			
9-3-0	0-0-0	0-0-0		AWAY		1-1-0		1-1-0		7-1-0			
4-0-0	0-0-0	0-0-0		NEUTRAL		4-0-0		0-0-0		0-0-0			
<hr/>													
RPI	S	Opponent	Score	RPI	S	Opponent	Score	RPI	S	Opponent	Score		
15	A	Ole Miss	0 10	26	A	Missouri	3 4	61	N	Wichita St.	0 8		
18	N	Louisiana	2 3	26	A	Missouri	1 4	78	A	Jacksonville St.	3 1		
22	N	Drake	2 6	33	A	Arkansas	1 7	78	A	Jacksonville St.	0 1		
22	N	Drake	1 6	33	A	Arkansas	6 1	78	H	Jacksonville St.	3 4		
22	N	Drake	5 7	43	H	Southern Ill.	3 9	78	N	Jacksonville St.	6 5		
				44	A	Louisiana Tech	3 11	78	N	Jacksonville St.	8 2		
								87	H	Missouri St.	5 2		
								87	N	Missouri St.	4 7		
								91	H	Eastern Ky.	4 1		
								91	H	Eastern Ky.	9 7		
								91	N	Eastern Ky.	6 0		
								91	N	Eastern Ky.	11 8		
								94	A	UNI	16 0		
								94	A	UNI	5 1		
								96	N	Chattanooga	2 1		
										185	A	Tennessee Tech	6 5
										187	A	SIUE	3 4
										187	A	SIUE	14 1
										193	N	Detroit Mercy	9 0
										196	A	Central Ark.	11 7
										205	A	Saint Louis	3 1
										205	H	Saint Louis	4 3
										206	N	UMKC	8 2
										206	N	UMKC	8 2
										207	N	La.-Monroe	8 0
										223	H	Eastern Ill.	11 3
										223	H	Eastern Ill.	8 5
										227	A	Tennessee St.	11 1
<hr/>													
LAST 10 GAMES													
15	A	Ole Miss	0 10	91	N	Eastern Ky.	11 8	206	N	UMKC	8 2		
96	N	Chattanooga	2 1	78	H	Jacksonville St.	3 4	207	N	La.-Monroe	8 0		
18	N	Louisiana	2 3	91	N	Eastern Ky.	6 0	223	H	Eastern Ill.	11 3		
78	N	Jacksonville St.	6 5	283	H	Morehead St.	9 0	223	H	Eastern Ill.	8 5		
78	N	Jacksonville St.	8 2	283	H	Morehead St.	7 0	227	A	Tennessee St.	11 1		

Non-Div. I Games:

Southeast Mo. St.

RPI	S	Opponent	Score	
227	A	Tennessee St.	8	0
229	N	Abilene Christian	10	2
251	N	IUPUI	5	3
253	N	Maine	6	2
272	N	Omaha	3	1
272	N	Omaha	9	4
275	N	Mississippi Val.	7	0
281	N	Fairleigh Dickinson	8	0
283	H	Morehead St.	9	0
283	H	Morehead St.	7	0
289	N	Coppin St.	11	5

Southeast Mo. St.

S
o
u
t
h
e
a
s
t
M
o
.
S
t
.

S
o
u
t
h
e
a
s
t
M
o
.
S
t
.

Average RPI Win: 112		WON-LOST	WINNING	LAST 10	STRENGTH OF		OPP. STRENGTH	TEAM	ADJ		CONF.	ADJ CONF.
Average RPI Loss: 31		RECORD	PCT. RANK	GAMES	SCHEDULE		OF SCHEDULE	RPI	RPI		RPI	RPI
DIV. I ONLY		22-30-0	.42308	189	2-8-0		22	5	64		.55737	60
DIV. I NON-CONF.		17-11-0	.60714	87	1-0-0		62	14	49		.57487	46
TOTALS		RPI 1-25	RPI 26-50		W-L RECORDS		RPI 51-100		RPI 101-150		RPI 150+	
22-30-0		2-19-0	4-7-0		OVERALL		6-3-0		3-0-0		7-1-0	
4-13-0		0-9-0	0-3-0		HOME		2-1-0		0-0-0		2-0-0	
5-11-0		1-5-0	2-4-0		AWAY		1-2-0		0-0-0		1-0-0	
13-6-0		1-5-0	2-0-0		NEUTRAL		3-0-0		3-0-0		4-1-0	
17-11-0		1-8-0	3-2-0		NON-CONFERENCE		3-0-0		3-0-0		7-1-0	
2-3-0		0-3-0	0-0-0		HOME		0-0-0		0-0-0		2-0-0	
2-2-0		0-0-0	1-0-		AWAY		0-0-0		0-0-0		1-0-0	
13-6-0		1-5-0	2-0-0		NEUTRAL		3-0-0		3-0-0		4-1-0	
5-19-0		1-11-0	1-5-0		CONFERENCE		3-3-0		0-0-0		0-0-0	
2-10-0		0-6-0	0-3-0		HOME		2-1-0		0-0-0		0-0-0	
3-9-0		1-5-0	1-2-0		AWAY		1-2-0		0-0-0		0-0-0	
0-0-0		0-0-0	0-0-0		NEUTRAL		0-0-0		0-0-0		0-0-0	
RPI S	Opponent	Score	RPI S	Opponent	Score	RPI S	Opponent	Score	RPI S	Opponent	Score	
2 A	UCLA	3 8	26 A	Missouri	0 8	56 N	Seattle U	8 6	134 N	CSUN	12 5	
2 A	UCLA	4 3	26 A	Missouri	4 1	66 H	California	4 0	147 N	Fla. Atlantic	2 0	
2 A	UCLA	1 8	26 N	Missouri	6 1	66 H	California	3 5	148 N	Kansas	14 5	
3 H	Washington	3 6	31 A	Stanford	7 2	66 H	California	1 0	180 N	Pittsburgh	4 3	
3 H	Washington	2 14	31 A	Stanford	6 8	72 N	New Mexico St.	3 1	180 N	Pittsburgh	9 1	
3 H	Washington	0 8	31 A	Stanford	6 7	86 N	Bradley	13 3	200 N	Bethune-Cookman	3 5	
4 A	Arizona	0 8	42 H	Oregon St.	0 8	100 A	Utah	3 11	207 H	Portland St.	5 3	
4 A	Arizona	0 8	42 H	Oregon St.	6 8	100 A	Utah	9 4	207 H	Portland St.	9 8	
4 A	Arizona	3 8	42 H	Oregon St.	8 12	100 A	Utah	3 4	211 N	Army West Point	11 0	
9 H	Oklahoma St.	6 9	46 A	Cal St. Fullerton	2 3				220 A	Pacific	5 0	
9 H	Oklahoma St.	6 7	50 N	Texas A&M	7 5				238 N	UC Santa Barbara	6 1	
9 H	Oklahoma St.	0 3										
10 N	Florida	1 2										
11 N	James Madison	1 9										
13 N	LSU	8 5										
16 N	Kentucky	3 12										
19 N	Texas Tech	0 5										
20 N	Auburn	0 8										
24 H	Arizona St.	4 12										
24 H	Arizona St.	0 4										
24 H	Arizona St.	1 10										
LAST 10 GAMES												
	24 H Arizona St.	4 12		100 A Utah	3 4							
	24 H Arizona St.	1 10		42 H Oregon St.	8 12							
	24 H Arizona St.	0 4		42 H Oregon St.	6 8							
	100 A Utah	3 11		42 H Oregon St.	0 8							
	100 A Utah	9 4		207 H Portland St.	9 8							

Non-Div. I Games:

Oregon

Average RPI Win: 125		WON-LOST	WINNING	LAST 10	STRENGTH OF		OPP. STRENGTH	TEAM	ADJ	CONF.	ADJ CONF.
Average RPI Loss: 68		RECORD	PCT. RANK	GAMES	SCHEDULE		OF SCHEDULE	RPI	RPI	RPI	RPI
DIV. I ONLY		32-24-0	.57143	97	53		54	58	.55545	61	6
DIV. I NON-CONF.		19-15-0	.55882	109	72		69	78	.54495	72	6
TOTALS		RPI 1-25	RPI 26-50		W-L RECORDS		RPI 51-100		RPI 101-150		RPI 150+
32-24-0		0-4-0	5-11-0		OVERALL		7-2-0		10-3-0		10-4-0
11-10-0		0-2-0	3-5-0		HOME		1-0-0		6-1-0		1-2-0
9-7-0		0-1-0	2-4-0		AWAY		3-1-0		3-1-0		1-0-0
12-7-0		0-1-0	0-2-0		NEUTRAL		3-1-0		1-1-0		8-2-0
19-15-0		0-4-0	1-6-0		NON-CONFERENCE		4-1-0		5-2-0		9-2-0
5-4-0		0-2-0	0-2-0		HOME		1-0-0		4-0-0		0-0-0
3-4-0		0-1-0	1-0-		AWAY		1-0-0		0-1-0		1-0-0
11-7-0		0-1-0	0-2-0		NEUTRAL		2-1-0		1-1-0		8-2-0
13-9-0		0-0-0	4-5-0		CONFERENCE		3-1-0		5-1-0		1-2-0
6-6-0		0-0-0	3-3-0		HOME		0-0-0		2-1-0		1-2-0
6-3-0		0-0-0	1-2-0		AWAY		2-1-0		3-0-0		0-0-0
1-0-0		0-0-0	0-0-0		NEUTRAL		1-0-0		0-0-0		0-0-0
RPI S	Opponent	Score	RPI S	Opponent	Score	RPI S	Opponent	Score	RPI S	Opponent	Score
1 H	Oklahoma	0 8	26 H	Missouri	3 7	51 A	UCF	2 3	101 H	Nebraska	6 2
7 N	Minnesota	0 5	26 H	Missouri	1 7	51 A	UCF	6 3	101 H	Nebraska	7 5
9 A	Oklahoma St.	0 3	27 N	Virginia Tech	3 11	51 A	UCF	2 1	101 H	Nebraska	10 1
9 H	Oklahoma St.	6 9	30 A	Tulsa	1 3	51 N	UCF	2 1	121 N	Towson	5 4
			30 A	Tulsa	3 4	53 A	UT Arlington	3 1	127 N	Monmouth	4 7
			30 A	Tulsa	4 0	59 N	Southeast Mo. St.	8 0	128 H	East Carolina	2 3
			32 H	South Fla.	10 0	64 N	Texas St.	3 0	128 H	East Carolina	11 5
			32 H	South Fla.	0 1	77 H	DePaul	6 2	128 H	East Carolina	8 0
			32 H	South Fla.	4 3	96 N	Chattanooga	2 3	138 A	Memphis	8 4
			33 A	Arkansas	3 4				138 A	Memphis	10 3
			33 A	Arkansas	1 9				138 A	Memphis	15 3
			36 H	Houston	13 5				145 A	Col. of Charleston	1 4
			36 H	Houston	4 5				148 H	Kansas	11 10
			36 H	Houston	0 8				153 H	UConn	0 4
			44 A	Louisiana Tech	13 3				153 H	UConn	2 4
			47 N	North Dakota St.	4 6				153 H	UConn	8 6
			LAST 10 GAMES						156 N	Central Mich.	6 2
			51 N	UCF	2 1	30 A	Tulsa	3 4	180 N	Pittsburgh	2 4
			32 H	South Fla.	0 1	30 A	Tulsa	4 0	180 N	Pittsburgh	7 2
			32 H	South Fla.	10 0	1 H	Oklahoma	0 8	217 N	Prairie View	2 5
			32 H	South Fla.	4 3	128 H	East Carolina	11 5	218 A	Texas Southern	8 1
			30 A	Tulsa	1 3	128 H	East Carolina	2 3	218 N	Texas Southern	11 0
									229 N	Abilene Christian	3 2
									229 N	Abilene Christian	8 1
									229 N	Abilene Christian	5 1
									275 N	Mississippi Val.	11 5
									281 N	Fairleigh Dickinson	8 0

Non-Div. I Games:

Wichita St.

Average RPI Win:		159	WON-LOST RECORD		WINNING PCT. RANK		LAST 10 GAMES		STRENGTH OF SCHEDULE		OPP. STRENGTH OF SCHEDULE		TEAM RPI		ADJ RPI		CONF. RPI		ADJ CONF. RPI				
DIV. I ONLY			35-23-0		.60345 78		6-4-0		101		89		70		.55129 62		20		19				
DIV. I NON-CONF.			10-18-0		.35714 216		1-3-0		22		6		99		.53525 88		14		14				
TOTALS		RPI 1-25		RPI 26-50		W-L RECORDS		RPI 51-100		RPI 101-150		RPI 150+											
35-23-0		1-6-0		1-7-0		OVERALL		8-5-0		4-4-0		21-1-0											
13-5-0		0-0-0		0-0-0		HOME		1-1-0		3-3-0		9-1-0											
13-9-0		1-2-0		0-4-0		AWAY		3-2-0		0-1-0		9-0-0											
9-9-0		0-4-0		1-3-0		NEUTRAL		4-2-0		1-0-0		3-0-0											
10-18-0		1-6-0		1-7-0		NON-CONFERENCE		4-4-0		0-1-0		4-0-0											
2-1-0		0-0-0		0-0-0		HOME		1-1-0		0-0-0		1-0-0											
2-8-0		1-2-0		0-0-		AWAY		1-1-0		0-1-0		0-0-0											
6-9-0		0-4-0		1-3-0		NEUTRAL		2-2-0		0-0-0		3-0-0											
25-5-0		0-0-0		0-0-0		CONFERENCE		4-1-0		4-3-0		17-1-0											
11-4-0		0-0-0		0-0-0		HOME		0-0-0		3-3-0		8-1-0											
11-1-0		0-0-0		0-0-0		AWAY		2-1-0		0-0-0		9-0-0											
3-0-0		0-0-0		0-0-0		NEUTRAL		2-0-0		1-0-0		0-0-0											
RPI	S	Opponent		Score		RPI	S	Opponent		Score		RPI	S	Opponent		Score		RPI	S	Opponent		Score	
8	A	Texas		2	1	30	N	Tulsa		1	8	53	H	UT Arlington		3	2	106	H	SFA		2	1
8	A	Texas		1	9	30	N	Tulsa		2	3	53	N	UT Arlington		4	3	106	H	SFA		4	3
8	A	Texas		0	3	36	A	Houston		1	17	53	N	UT Arlington		0	3	106	H	SFA		1	2
9	N	Oklahoma St.		0	3	36	A	Houston		1	2	54	H	North Texas		0	2	130	N	Southeastern La.		7	0
15	N	Ole Miss		1	2	36	N	Houston		0	5	58	A	Baylor		0	7	138	A	Memphis		3	5
15	N	Ole Miss		1	5	41	N	Illinois		10	6	64	A	Texas St.		4	3	142	H	Northwestern St.		6	0
16	N	Kentucky		0	6	50	A	Texas A&M		3	4	82	A	Nicholls St.		3	2	142	H	Northwestern St.		4	6
						50	A	Texas A&M		4	5	82	A	Nicholls St.		4	3	142	H	Northwestern St.		3	6
												82	A	Nicholls St.		0	1	158	N	Loyola Chicago		5	3
												82	N	Nicholls St.		2	0	158	N	Loyola Chicago		4	3
												82	N	Nicholls St.		2	1	178	N	UT Martin		8	0
												98	N	Southern Miss.		1	2	179	H	Lamar University		5	2
												98	N	Southern Miss.		3	2	179	H	Lamar University		3	2
																		179	H	Lamar University		3	5
																		181	H	Houston Baptist		1	0
																		181	H	Houston Baptist		6	2
																		181	H	Houston Baptist		8	0
																		196	A	Central Ark.		5	2
																		196	A	Central Ark.		3	1
																		196	A	Central Ark.		10	2
																		218	H	Texas Southern		7	2
																		229	H	Abilene Christian		10	0
																		229	H	Abilene Christian		5	4
																		229	H	Abilene Christian		8	0
																		250	A	A&M-Corpus Christi		3	1
																		250	A	A&M-Corpus Christi		3	0
																		250	A	A&M-Corpus Christi		8	0
																		36	A	Houston		1	17
																		130	N	Southeastern La.		7	0
																		106	H	SFA		4	3
																		106	H	SFA		2	1
																		106	H	SFA		1	2
																		36	A	Houston		1	17
																		106	H	SFA		1	2
																		106	H	SFA		1	2
																		36	A	Houston		1	17

Non-Div. I Games:

Sam Houston St.

RPI	S	Opponent	Score	
263	A	Incarnate Word	5	2
263	A	Incarnate Word	6	4
263	A	Incarnate Word	9	0

Sam Houston St.

S
a
m
H
o
u
s
t
o
n
S
t
.

S
a
m
H
o
u
s
t
o
n
S
t
.

Average RPI Win:		157	WON-LOST RECORD		WINNING PCT. RANK		LAST 10 GAMES		STRENGTH OF SCHEDULE		OPP. STRENGTH OF SCHEDULE		TEAM RPI		ADJ RPI		CONF. RPI		ADJ CONF. RPI					
DIV. I ONLY			37-20-0		.64912		57		5-5-0		120		88		60		.55013		63		7		7	
DIV. I NON-CONF.			23-9-0		.71875		36		1-1-0		205		143		74		.54274		76		7		7	
TOTALS		RPI 1-25		RPI 26-50				W-L RECORDS				RPI 51-100				RPI 101-150				RPI 150+				
37-20-0		0-3-0		6-8-0				OVERALL				5-7-0				1-0-0				25-2-0				
23-5-0		0-0-0		4-3-0				HOME				2-1-0				1-0-0				16-1-0				
6-11-0		0-1-0		2-4-0				AWAY				1-5-0				0-0-0				3-1-0				
8-4-0		0-2-0		0-1-0				NEUTRAL				2-1-0				0-0-0				6-0-0				
23-9-0		0-3-0		0-2-0				NON-CONFERENCE				3-2-0				1-0-0				19-2-0				
14-2-0		0-0-0		0-1-0				HOME				0-0-0				1-0-0				13-1-0				
1-3-0		0-1-0		0-0-				AWAY				1-1-0				0-0-0				0-1-0				
8-4-0		0-2-0		0-1-0				NEUTRAL				2-1-0				0-0-0				6-0-0				
14-11-0		0-0-0		6-6-0				CONFERENCE				2-5-0				0-0-0				6-0-0				
9-3-0		0-0-0		4-2-0				HOME				2-1-0				0-0-0				3-0-0				
5-8-0		0-0-0		2-4-0				AWAY				0-4-0				0-0-0				3-0-0				
0-0-0		0-0-0		0-0-0				NEUTRAL				0-0-0				0-0-0				0-0-0				
RPI	S	Opponent		Score		RPI	S	Opponent		Score		RPI	S	Opponent		Score		RPI	S	Opponent		Score		
2	A	UCLA		0	8	31	H	Stanford		2	3	53	N	UT Arlington		5	4	134	H	CSUN		2	0	
2	N	UCLA		2	8	35	H	Boise St.		5	4	67	N	LMU (CA)		5	8	157	N	UC Riverside		18	10	
17	N	Tennessee		2	4	35	H	Boise St.		10	2	67	N	LMU (CA)		4	1	157	N	UC Riverside		12	0	
						35	H	Boise St.		5	0	80	A	Long Beach St.		6	3	161	A	Utah St.		11	6	
						38	A	Colorado St.		5	11	93	A	Hawaii		6	7	161	A	Utah St.		5	2	
						38	A	Colorado St.		4	12	95	A	Nevada		3	8	161	A	Utah St.		7	5	
						38	A	Colorado St.		4	8	95	H	Nevada		1	5	162	H	Sacramento St.		4	0	
						42	N	Oregon St.		0	5	95	H	Nevada		10	2	162	H	Sacramento St.		0	3	
						45	A	UNLV		0	7	95	H	Nevada		6	0	163	H	New Mexico		4	0	
						45	A	UNLV		4	0	99	A	San Diego St.		2	4	163	H	New Mexico		9	1	
						45	A	UNLV		5	3	99	A	San Diego St.		0	1	163	H	New Mexico		5	1	
						49	H	San Jose St.		2	4	99	A	San Diego St.		1	3	166	N	UTSA		10	1	
						49	H	San Jose St.		2	3							190	N	Cal Poly		8	0	
						49	H	San Jose St.		4	3							202	A	California Baptist		0	8	
																		202	H	California Baptist		6	4	
																		219	H	Montana		6	0	
																		219	H	Montana		8	0	
																		220	H	Pacific		6	2	
																		226	H	North Dakota		5	3	
																		228	N	Georgia St.		10	1	
																		237	N	Saint Mary's (CA)		4	3	
																		238	H	UC Santa Barbara		3	1	
																		238	H	UC Santa Barbara		6	2	
						95	A	Nevada		3	8	35	H	Boise St.		5	0	241	H	San Diego		5	0	
						67	N	LMU (CA)		5	8	99	A	San Diego St.		2	4	241	H	San Diego		14	0	
						157	N	UC Riverside		18	10	99	A	San Diego St.		1	3	241	H	San Diego		6	0	
						35	H	Boise St.		5	4	99	A	San Diego St.		0	1	242	H	Santa Clara		12	4	
						35	H	Boise St.		10	2	163	H	New Mexico		4	0	242	H	Santa Clara		12	4	

Non-Div. I Games:

Fresno St.

RPI	S	Opponent	Score	
256	H	CSU Bakersfield	5	3

Fresno St.

F
r
e
s
n
o
s
t
.

F
r
e
s
n
o
s
t
.

Average RPI Win: 146		WON-LOST	WINNING	LAST 10	STRENGTH OF		OPP. STRENGTH	TEAM	ADJ		CONF.	ADJ CONF.				
Average RPI Loss: 57		RECORD	PCT. RANK	GAMES	SCHEDULE		OF SCHEDULE	RPI	RPI		RPI	RPI				
DIV. I ONLY		29-25-0	.53704	120	4-6-0		50	77	72	.54939	64	8	8			
DIV. I NON-CONF.		12-13-0	.48	152	0-1-0		23	81	64	.55472	60	8	8			
TOTALS		RPI 1-25	RPI 26-50		W-L RECORDS		RPI 51-100		RPI 101-150		RPI 150+					
29-25-0		0-5-0	5-6-0		OVERALL		5-11-0		3-2-0		16-1-0					
10-12-0		0-4-0	1-2-0		HOME		2-4-0		1-1-0		6-1-0					
13-10-0		0-1-0	2-3-0		AWAY		2-5-0		2-1-0		7-0-0					
6-3-0		0-0-0	2-1-0		NEUTRAL		1-2-0		0-0-0		3-0-0					
12-13-0		0-1-0	5-6-0		NON-CONFERENCE		1-5-0		0-0-0		6-1-0					
3-5-0		0-0-0	1-2-0		HOME		0-2-0		0-0-0		2-1-0					
3-5-0		0-1-0	2-0-		AWAY		0-1-0		0-0-0		1-0-0					
6-3-0		0-0-0	2-1-0		NEUTRAL		1-2-0		0-0-0		3-0-0					
17-12-0		0-4-0	0-0-0		CONFERENCE		4-6-0		3-2-0		10-0-0					
7-7-0		0-4-0	0-0-0		HOME		2-2-0		1-1-0		4-0-0					
10-5-0		0-0-0	0-0-0		AWAY		2-4-0		2-1-0		6-0-0					
0-0-0		0-0-0	0-0-0		NEUTRAL		0-0-0		0-0-0		0-0-0					
RPI	S	Opponent	Score		RPI	S	Opponent	Score		RPI	S	Opponent	Score			
8	A	Texas	0	10	27	N	Virginia Tech	0	10	53	A	UT Arlington	5	2		
18	H	Louisiana	3	5	27	N	Virginia Tech	17	5	53	A	UT Arlington	7	8		
18	H	Louisiana	3	4	32	A	South Fla.	4	3	53	A	UT Arlington	1	4		
18	H	Louisiana	1	6	32	A	South Fla.	0	3	53	H	UT Arlington	0	8		
18	H	Louisiana	4	7	36	A	Houston	3	8	58	H	Baylor	1	4		
					36	A	Houston	0	10	61	N	Wichita St.	0	3		
					36	H	Houston	3	4	62	H	Sam Houston St.	3	4		
					38	A	Colorado St.	7	3	65	H	Troy	9	0		
					47	H	North Dakota St.	9	1	65	H	Troy	2	0		
					47	H	North Dakota St.	3	4	65	H	Troy	0	3		
					49	N	San Jose St.	12	3	72	A	New Mexico St.	4	7		
										76	A	Coastal Caro.	2	12		
										76	A	Coastal Caro.	5	3		
										76	A	Coastal Caro.	4	7		
										77	N	DePaul	3	0		
										86	N	Bradley	10	12		
												218	N	Texas Southern	7	3
												219	N	Montana	7	5
												219	N	Montana	11	3
												228	H	Georgia St.	6	0
												228	H	Georgia St.	5	0
												228	H	Georgia St.	4	3
												263	H	Incarinate Word	2	0
				LAST 10 GAMES												
					53	H	UT Arlington	0	8	53	A	UT Arlington	5	2		
					18	H	Louisiana	3	4	65	H	Troy	2	0		
					207	H	La.-Monroe	3	0	65	H	Troy	9	0		
					53	A	UT Arlington	7	8	65	H	Troy	0	3		
					53	A	UT Arlington	1	4	36	H	Houston	3	4		

Non-Div. I Games:

Texas St.

T
r
o
y

Troy				Through Games Of June 4, 2019 (FINAL)											
Average RPI Win: 155		WON-LOST RECORD	WINNING PCT. RANK	LAST 10 GAMES	STRENGTH OF SCHEDULE		OPP. STRENGTH OF SCHEDULE		TEAM RPI	ADJ RPI		CONF. RPI	ADJ CONF. RPI		
Average RPI Loss: 67															
DIV. I ONLY		37-20-0	.64912	57	4-6-0		110		59	.54934	65	8	8		
DIV. I NON-CONF.		18-10-0	.64286	65	0-1-0		82		55	.55585	58	8	8		
TOTALS		RPI 1-25	RPI 26-50		W-L RECORDS		RPI 51-100		RPI 101-150		RPI 150+				
37-20-0		0-9-0	0-2-0		OVERALL		7-4-0		12-1-0		18-4-0				
17-6-0		0-2-0	0-0-0		HOME		3-1-0		8-1-0		6-2-0				
9-9-0		0-6-0	0-0-0		AWAY		4-2-0		1-0-0		4-1-0				
11-5-0		0-1-0	0-2-0		NEUTRAL		0-1-0		3-0-0		8-1-0				
18-10-0		0-6-0	0-2-0		NON-CONFERENCE		0-1-0		7-0-0		11-1-0				
5-4-0		0-2-0	0-0-0		HOME		0-1-0		4-0-0		1-1-0				
2-3-0		0-3-0	0-0-		AWAY		0-0-0		0-0-0		2-0-0				
11-3-0		0-1-0	0-2-0		NEUTRAL		0-0-0		3-0-0		8-0-0				
19-10-0		0-3-0	0-0-0		CONFERENCE		7-3-0		5-1-0		7-3-0				
12-2-0		0-0-0	0-0-0		HOME		3-0-0		4-1-0		5-1-0				
7-6-0		0-3-0	0-0-0		AWAY		4-2-0		1-0-0		2-1-0				
0-2-0		0-0-0	0-0-0		NEUTRAL		0-1-0		0-0-0		0-1-0				
RPI S	Opponent	Score		RPI S	Opponent	Score		RPI S	Opponent	Score		RPI S	Opponent	Score	
5 A	Florida St.	1	4	26 N	Missouri	0	6	53 H	UT Arlington	2	0	109 H	North Ala.	2	0
6 H	Alabama	1	7	47 N	North Dakota St.	2	3	53 H	UT Arlington	7	4	110 H	Appalachian St.	5	0
6 H	Alabama	0	8					53 H	UT Arlington	2	1	110 H	Appalachian St.	6	5
13 A	LSU	0	11					64 A	Texas St.	0	9	110 H	Appalachian St.	1	2
18 A	Louisiana	1	9					64 A	Texas St.	0	2	120 N	LIU Brooklyn	9	1
18 A	Louisiana	0	8					64 A	Texas St.	3	0	123 H	Maryland	10	1
18 A	Louisiana	0	8					76 A	Coastal Caro.	5	3	123 H	Maryland	4	3
20 A	Auburn	1	3					76 A	Coastal Caro.	10	4	129 H	Murray St.	2	1
23 N	South Carolina	2	10					76 A	Coastal Caro.	11	3	133 N	Villanova	6	1
								76 N	Coastal Caro.	2	4	141 N	Massachusetts	5	1
								90 H	Georgia Tech	1	5	146 A	South Alabama	3	2
												146 H	South Alabama	4	3
												146 H	South Alabama	5	4
												151 H	Samford	3	5
												160 N	Saint Joseph's	7	4
												173 A	Ga. Southern	6	1
												173 A	Ga. Southern	3	5
												173 A	Ga. Southern	6	1
												188 A	Florida A&M	3	2
												188 A	Florida A&M	8	2
												195 N	Stetson	14	0
												199 N	Furman	9	0
												201 N	Binghamton	6	3
												207 H	La.-Monroe	8	0
												207 H	La.-Monroe	1	4
												207 H	La.-Monroe	6	1
												207 N	La.-Monroe	0	3
				LAST 10 GAMES											
				207 N	La.-Monroe	0	3	64 A	Texas St.	0	9				
				76 N	Coastal Caro.	2	4	64 A	Texas St.	3	0				
				146 H	South Alabama	4	3	5 A	Florida St.	1	4				
				146 H	South Alabama	5	4	110 H	Appalachian St.	1	2				
				64 A	Texas St.	0	2	110 H	Appalachian St.	6	5				

T
r
o
y

Non-Div. I Games:

Troy

RPI	S	Opponent	Score	
213	N	Penn	8	3
223	N	Eastern Ill.	3	0
223	N	Eastern Ill.	4	3
228	H	Georgia St.	3	0
228	H	Georgia St.	3	1
228	H	Georgia St.	2	1
239	H	Alabama St.	5	2
263	N	Incarnate Word	9	0

Troy

T
r
o
y

T
r
o
y

Average RPI Win: 160		WON-LOST RECORD		WINNING PCT. RANK		LAST 10 GAMES		STRENGTH OF SCHEDULE		OPP. STRENGTH OF SCHEDULE		TEAM RPI		ADJ RPI		CONF. RPI		ADJ CONF. RPI	
DIV. I ONLY		28-27-0		.50909 137		5-5-0		46		35		68		.54879 66		2		3	
DIV. I NON-CONF.		23-9-0		.71875 36		2-1-0		154		109		56		.56216 55		2		3	
TOTALS		RPI 1-25		RPI 26-50		W-L RECORDS		RPI 51-100		RPI 101-150		RPI 150+							
28-27-0		3-16-0		3-4-0		OVERALL		6-7-0		1-0-0		15-0-0							
7-11-0		1-5-0		1-4-0		HOME		1-2-0		0-0-0		4-0-0							
8-11-0		1-7-0		0-0-0		AWAY		3-4-0		0-0-0		4-0-0							
13-5-0		1-4-0		2-0-0		NEUTRAL		2-1-0		1-0-0		7-0-0							
23-9-0		1-6-0		2-0-0		NON-CONFERENCE		4-3-0		1-0-0		15-0-0							
5-2-0		0-0-0		0-0-0		HOME		1-2-0		0-0-0		4-0-0							
5-2-0		0-2-0		0-0-		AWAY		1-0-0		0-0-0		4-0-0							
13-5-0		1-4-0		2-0-0		NEUTRAL		2-1-0		1-0-0		7-0-0							
5-18-0		2-10-0		1-4-0		CONFERENCE		2-4-0		0-0-0		0-0-0							
2-9-0		1-5-0		1-4-0		HOME		0-0-0		0-0-0		0-0-0							
3-9-0		1-5-0		0-0-0		AWAY		2-4-0		0-0-0		0-0-0							
0-0-0		0-0-0		0-0-0		NEUTRAL		0-0-0		0-0-0		0-0-0							
RPI	S	Opponent		Score		RPI	S	Opponent		Score		RPI	S	Opponent		Score			
2	A	UCLA		2	3	31	H	Stanford		10	11	60	A	Oregon		0	1		
2	A	UCLA		0	6	31	H	Stanford		3	9	60	A	Oregon		5	3		
2	A	UCLA		0	1	37	N	Notre Dame		7	6	60	A	Oregon		0	4		
3	H	Washington		0	4	42	H	Oregon St.		4	6	68	H	UC Davis		1	2		
3	H	Washington		2	6	42	H	Oregon St.		4	1	72	N	New Mexico St.		5	6		
3	H	Washington		0	8	42	H	Oregon St.		1	7	80	N	Long Beach St.		12	9		
4	H	Arizona		1	4	46	N	Cal St. Fullerton		2	1	88	N	Duke		1	0		
4	H	Arizona		1	0							93	A	Hawaii		14	0		
4	H	Arizona		3	6							95	H	Nevada		3	4		
7	N	Minnesota		0	4							95	H	Nevada		3	2		
8	N	Texas		0	10							100	A	Utah		3	7		
9	N	Oklahoma St.		1	4							100	A	Utah		4	5		
11	N	James Madison		7	2							100	A	Utah		8	7		
16	N	Kentucky		0	5														
18	A	Louisiana		1	7														
18	A	Louisiana		3	7														
24	A	Arizona St.		2	7														
24	A	Arizona St.		8	3														
24	A	Arizona St.		6	10														
LAST 10 GAMES																			
		24	A	Arizona St.	6	10			4	H	Arizona	1	0						
		24	A	Arizona St.	8	3			4	H	Arizona	3	6						
		24	A	Arizona St.	2	7			95	H	Nevada	3	2						
		242	A	Santa Clara	1	0			95	H	Nevada	3	4						
		4	H	Arizona	1	4			60	A	Oregon	5	3						

Non-Div. I Games:

California

Average RPI Win:		162	WON-LOST RECORD		WINNING PCT. RANK	LAST 10 GAMES	STRENGTH OF SCHEDULE		OPP. STRENGTH OF SCHEDULE	TEAM RPI	ADJ RPI	CONF. RPI	ADJ CONF. RPI		
Average RPI Loss:		92													
DIV. I ONLY			40-21-0		.65574	52	6-4-0		156	105	75	.54735	67	23	23
DIV. I NON-CONF.			29-17-0		.63043	71	5-3-0		86	71	58	.56189	56	22	21
TOTALS		RPI 1-25	RPI 26-50		W-L RECORDS		RPI 51-100		RPI 101-150		RPI 150+				
40-21-0		1-3-0	3-6-0		OVERALL		8-4-0		3-2-0		25-6-0				
22-8-0		0-1-0	2-4-0		HOME		4-0-0		2-2-0		14-1-0				
7-8-0		0-1-0	0-0-0		AWAY		3-2-0		0-0-0		4-5-0				
11-5-0		1-1-0	1-2-0		NEUTRAL		1-2-0		1-0-0		7-0-0				
29-17-0		1-3-0	3-6-0		NON-CONFERENCE		8-4-0		2-0-0		15-4-0				
15-6-0		0-1-0	2-4-0		HOME		4-0-0		1-0-0		8-1-0				
3-6-0		0-1-0	0-0-0		AWAY		3-2-0		0-0-0		0-3-0				
11-5-0		1-1-0	1-2-0		NEUTRAL		1-2-0		1-0-0		7-0-0				
11-4-0		0-0-0	0-0-0		CONFERENCE		0-0-0		1-2-0		10-2-0				
7-2-0		0-0-0	0-0-0		HOME		0-0-0		1-2-0		6-0-0				
4-2-0		0-0-0	0-0-0		AWAY		0-0-0		0-0-0		4-2-0				
0-0-0		0-0-0	0-0-0		NEUTRAL		0-0-0		0-0-0		0-0-0				
RPI	S	Opponent	Score	RPI	S	Opponent	Score	RPI	S	Opponent	Score	RPI	S	Opponent	Score
1	H	Oklahoma	0 14	35	H	Boise St.	6 14	53	N	UT Arlington	3 6	105	H	BYU	2 0
2	A	UCLA	1 3	35	N	Boise St.	8 9	63	N	Fresno St.	8 5	105	H	BYU	1 5
12	N	Northwestern	3 2	41	H	Illinois	2 5	63	N	Fresno St.	1 4	105	H	BYU	2 4
20	N	Auburn	2 9	42	H	Oregon St.	2 6	72	H	New Mexico St.	3 2	134	N	CSUN	3 0
				46	H	Cal St. Fullerton	4 3	80	A	Long Beach St.	3 0	136	H	South Dakota	5 2
				46	H	Cal St. Fullerton	5 12	80	A	Long Beach St.	0 8	155	H	Harvard	3 2
				46	H	Cal St. Fullerton	3 0	95	A	Nevada	3 4	157	N	UC Riverside	2 0
				48	N	Iowa St.	6 5	95	A	Nevada	4 2	157	N	UC Riverside	10 0
				48	N	Iowa St.	2 5	95	A	Nevada	11 6	161	N	Utah St.	3 2
								97	H	Boston U.	2 1	162	A	Sacramento St.	2 4
								97	H	Boston U.	3 2	162	A	Sacramento St.	1 4
								99	H	San Diego St.	2 1	162	A	Sacramento St.	1 3
												163	H	New Mexico	6 2
												163	N	New Mexico	4 2
												190	H	Cal Poly	9 4
												190	N	Cal Poly	7 6
												197	N	Idaho St.	1 0
												202	H	California Baptist	3 2
												202	H	California Baptist	3 2
												216	H	Western Caro.	2 3
												216	H	Western Caro.	8 0
												220	A	Pacific	10 2
												220	A	Pacific	3 4
												220	A	Pacific	4 1
												232	H	Dartmouth	6 0
												237	H	Saint Mary's (CA)	4 1
												237	H	Saint Mary's (CA)	8 0
				LAST 10 GAMES											
				53	N	UT Arlington	3 6	63	N	Fresno St.	8 5				
				48	N	Iowa St.	2 5	157	N	UC Riverside	10 0				
				48	N	Iowa St.	6 5	95	A	Nevada	3 4				
				95	A	Nevada	11 6	220	A	Pacific	10 2				
				95	A	Nevada	4 2	220	A	Pacific	3 4				

Non-Div. I Games:

LMU (CA)

RPI	S	Opponent	Score	
237	H	Saint Mary's (CA)	2	1
238	H	UC Santa Barbara	3	2
241	H	San Diego	2	0
241	H	San Diego	8	0
241	H	San Diego	4	3
242	A	Santa Clara	11	7
242	A	Santa Clara	10	5
242	A	Santa Clara	3	4
258	N	Buffalo	2	1

L
M
U
(
C
A
)

L
M
U
(
C
A
)

Average RPI Win: 165		WON-LOST	WINNING	LAST 10	STRENGTH OF		OPP. STRENGTH	TEAM	ADJ		CONF.	ADJ CONF.			
Average RPI Loss: 127		RECORD	PCT. RANK	GAMES	SCHEDULE		OF SCHEDULE	RPI	RPI		RPI	RPI			
DIV. I ONLY		39-14-0	.73585	17	4-6-0		192	163	65	.5473	68	13	13		
DIV. I NON-CONF.		26-6-0	.8125	17	0-1-0		189	223	50	.56516	53	12	12		
TOTALS		RPI 1-25	RPI 26-50		W-L RECORDS		RPI 51-100		RPI 101-150		RPI 150+				
39-14-0	0-0-0	2-3-0		OVERALL		7-4-0		5-2-0		25-5-0					
20-6-0	0-0-0	1-2-0		HOME		2-0-0		2-1-0		15-3-0					
12-5-0	0-0-0	1-0-0		AWAY		4-3-0		0-0-0		7-2-0					
7-3-0	0-0-0	0-1-0		NEUTRAL		1-1-0		3-1-0		3-0-0					
26-6-0	0-0-0	1-1-0		NON-CONFERENCE		4-1-0		3-1-0		18-3-0					
15-2-0	0-0-0	0-0-0		HOME		2-0-0		0-0-0		13-2-0					
4-1-0	0-0-0	1-0-		AWAY		1-0-0		0-0-0		2-1-0					
7-3-0	0-0-0	0-1-0		NEUTRAL		1-1-0		3-1-0		3-0-0					
13-8-0	0-0-0	1-2-0		CONFERENCE		3-3-0		2-1-0		7-2-0					
5-4-0	0-0-0	1-2-0		HOME		0-0-0		2-1-0		2-1-0					
8-4-0	0-0-0	0-0-0		AWAY		3-3-0		0-0-0		5-1-0					
0-0-0	0-0-0	0-0-0		NEUTRAL		0-0-0		0-0-0		0-0-0					
RPI	S	Opponent	Score	RPI	S	Opponent	Score	RPI	S	Opponent	Score	RPI	S	Opponent	Score
				35	N	Boise St.	4 9	56	H	Seattle U	1 0	105	N	BYU	4 2
				46	H	Cal St. Fullerton	1 9	56	H	Seattle U	3 1	108	N	Weber St.	2 7
				46	H	Cal St. Fullerton	1 5	66	A	California	2 1	108	N	Weber St.	9 0
				46	H	Cal St. Fullerton	2 1	79	N	Miami (OH)	6 7	108	N	Weber St.	13 8
				49	A	San Jose St.	6 5	80	A	Long Beach St.	2 3	134	H	CSUN	1 0
								80	A	Long Beach St.	4 1	134	H	CSUN	1 2
								80	A	Long Beach St.	0 10	134	H	CSUN	4 2
								93	A	Hawaii	7 3	157	A	UC Riverside	9 5
								93	A	Hawaii	1 2	157	A	UC Riverside	3 1
								93	A	Hawaii	5 1	157	A	UC Riverside	11 1
								95	N	Nevada	9 1	162	A	Sacramento St.	1 6
												162	H	Sacramento St.	4 0
												174	H	UTEP	2 1
												174	H	UTEP	4 1
												174	N	UTEP	15 2
												183	H	Marist	4 0
												183	H	Marist	6 0
												183	H	Marist	3 0
												190	H	Cal Poly	7 0
												190	H	Cal Poly	5 0
												190	H	Cal Poly	0 1
												197	H	Idaho St.	2 3
												219	A	Montana	10 4
												219	H	Montana	2 1
												220	H	Pacific	9 4
												225	N	Georgetown	5 4
												235	N	Northern Ky.	3 0
LAST 10 GAMES				93	A	Hawaii	5 1	80	A	Long Beach St.	2 3	219	A	Montana	10 4
				93	A	Hawaii	7 3	162	A	Sacramento St.	1 6	219	H	Montana	2 1
				93	A	Hawaii	1 2	46	H	Cal St. Fullerton	1 5	220	H	Pacific	9 4
				80	A	Long Beach St.	4 1	46	H	Cal St. Fullerton	2 1	225	N	Georgetown	5 4
				80	A	Long Beach St.	0 10	46	H	Cal St. Fullerton	1 9	235	N	Northern Ky.	3 0

Non-Div. I Games:

UC Davis

RPI	S	Opponent	Score	
237	H	Saint Mary's (CA)	6	0
238	A	UC Santa Barbara	3	0
238	A	UC Santa Barbara	1	3
238	A	UC Santa Barbara	9	0
241	A	San Diego	2	1
242	H	Santa Clara	6	0
242	H	Santa Clara	10	2
281	H	Fairleigh Dickinson	5	0
287	H	Rider	1	2
287	H	Rider	13	0

UC Davis

U
C
D
a
v
i
s

U
C
D
a
v
i
s

Average RPI Win: 154		WON-LOST	WINNING	LAST 10	STRENGTH OF		OPP. STRENGTH	TEAM	ADJ		CONF.	ADJ CONF.
Average RPI Loss: 91		RECORD	PCT. RANK	GAMES	SCHEDULE		OF SCHEDULE	RPI	RPI		RPI	RPI
DIV. I ONLY		42-22-0	.65625	51	6-4-0		125	124	62		.54627	69
DIV. I NON-CONF.		22-13-0	.62857	74	3-2-0		197	151	110		.51962	111
TOTALS		RPI 1-25	RPI 26-50		W-L RECORDS		RPI 51-100		RPI 101-150		RPI 150+	
42-22-0		0-2-0	2-5-0		OVERALL		10-5-0		12-6-0		18-4-0	
13-6-0		0-1-0	2-2-0		HOME		2-1-0		4-0-0		5-2-0	
13-8-0		0-1-0	0-0-0		AWAY		2-4-0		4-2-0		7-1-0	
16-8-0		0-0-0	0-3-0		NEUTRAL		6-0-0		4-4-0		6-1-0	
22-13-0		0-2-0	0-2-0		NON-CONFERENCE		4-3-0		5-4-0		13-2-0	
4-3-0		0-1-0	0-1-0		HOME		0-0-0		1-0-0		3-1-0	
5-4-0		0-1-0	0-0-		AWAY		0-3-0		0-0-0		5-0-0	
13-6-0		0-0-0	0-1-0		NEUTRAL		4-0-0		4-4-0		5-1-0	
20-9-0		0-0-0	2-3-0		CONFERENCE		6-2-0		7-2-0		5-2-0	
9-3-0		0-0-0	2-1-0		HOME		2-1-0		3-0-0		2-1-0	
8-4-0		0-0-0	0-0-0		AWAY		2-1-0		4-2-0		2-1-0	
3-2-0		0-0-0	0-2-0		NEUTRAL		2-0-0		0-0-0		1-0-0	
RPI S	Opponent	Score	RPI S	Opponent	Score	RPI S	Opponent	Score	RPI S	Opponent	Score	
11 A	James Madison	5 8	34 H	Louisville	4 5	54 N	North Texas	1 0	102 H	Ohio	8 0	
16 H	Kentucky	4 9	44 H	Louisiana Tech	10 2	54 N	North Texas	1 0	110 N	Appalachian St.	1 2	
			44 H	Louisiana Tech	8 10	55 A	Liberty	0 7	114 N	UMass Lowell	4 3	
			44 H	Louisiana Tech	7 6	57 H	Western Ky.	8 7	115 N	George Washington	3 1	
			44 N	Louisiana Tech	4 5	57 H	Western Ky.	1 7	115 N	George Washington	1 4	
			44 N	Louisiana Tech	1 3	57 H	Western Ky.	10 2	119 A	FIU	1 5	
			48 N	Iowa St.	0 1	70 A	Longwood	1 13	119 A	FIU	1 9	
						75 N	Kent St.	4 2	119 A	FIU	7 1	
						76 A	Coastal Caro.	0 1	121 N	Towson	2 3	
						89 N	Rutgers	4 0	126 A	Middle Tenn.	5 0	
						91 N	Eastern Ky.	8 4	126 A	Middle Tenn.	8 2	
						91 N	Eastern Ky.	5 2	126 A	Middle Tenn.	12 0	
						98 A	Southern Miss.	6 3	127 N	Monmouth	1 0	
						98 A	Southern Miss.	6 1	127 N	Monmouth	2 4	
						98 A	Southern Miss.	0 5	143 N	UNCW	11 5	
									147 H	Fla. Atlantic	4 3	
									147 H	Fla. Atlantic	10 0	
									147 H	Fla. Atlantic	8 0	
									157 N	UC Riverside	4 5	
									157 N	UC Riverside	5 2	
									166 H	UTSA	2 4	
									166 H	UTSA	5 0	
									166 H	UTSA	7 0	
									166 N	UTSA	8 0	
									180 H	Pittsburgh	3 7	
									190 N	Cal Poly	6 5	
									192 A	Charlotte	7 5	
LAST 10 GAMES			55 A	Liberty	0 7	44 N	Louisiana Tech	1 3				
			75 N	Kent St.	4 2	54 N	North Texas	1 0				
			115 N	George Washington	3 1	44 N	Louisiana Tech	4 5				
			89 N	Rutgers	4 0	54 N	North Texas	1 0				
			115 N	George Washington	1 4	166 N	UTSA	8 0				

Non-Div. I Games:

Marshall

RPI	S	Opponent	Score	
192	A	Charlotte	13	0
192	A	Charlotte	6	11
207	N	Portland St.	7	4
209	A	Charleston So.	10	0
212	A	George Mason	5	4
241	A	San Diego	10	1
264	N	Presbyterian	10	1
277	N	Lafayette	6	1
283	A	Morehead St.	11	1
283	A	Morehead St.	11	3
287	H	Rider	2	0
287	H	Rider	4	0
287	H	Rider	10	2

M
a
r
s
h
a
l
l

M
a
r
s
h
a
l
l

Marshall

Average RPI Win: 170		WON-LOST	WINNING	LAST 10	STRENGTH OF		OPP. STRENGTH	TEAM	ADJ	CONF.	ADJ CONF.
Average RPI Loss: 87		RECORD	PCT. RANK	GAMES	SCHEDULE		OF SCHEDULE	RPI	RPI	RPI	RPI
DIV. I ONLY		37-22-0	.62712	68	4-6-0		89	137	63	.54556	70
DIV. I NON-CONF.		14-17-0	.45161	168	0-5-0		70	56	116	.51468	116
TOTALS		RPI 1-25	RPI 26-50		W-L RECORDS		RPI 51-100		RPI 101-150		RPI 150+
37-22-0		0-6-0	0-3-0		OVERALL		8-5-0		6-4-0		23-4-0
15-5-0		0-2-0	0-0-0		HOME		4-0-0		2-1-0		9-2-0
11-14-0		0-3-0	0-3-0		AWAY		1-5-0		2-1-0		8-2-0
11-3-0		0-1-0	0-0-0		NEUTRAL		3-0-0		2-2-0		6-0-0
14-17-0		0-6-0	0-3-0		NON-CONFERENCE		4-5-0		2-2-0		8-1-0
5-3-0		0-2-0	0-0-0		HOME		1-0-0		2-1-0		2-0-0
1-12-0		0-3-0	0-0-		AWAY		1-5-0		0-0-0		0-1-0
8-2-0		0-1-0	0-0-0		NEUTRAL		2-0-0		0-1-0		6-0-0
23-5-0		0-0-0	0-0-0		CONFERENCE		4-0-0		4-2-0		15-3-0
10-2-0		0-0-0	0-0-0		HOME		3-0-0		0-0-0		7-2-0
10-2-0		0-0-0	0-0-0		AWAY		0-0-0		2-1-0		8-1-0
3-1-0		0-0-0	0-0-0		NEUTRAL		1-0-0		2-1-0		0-0-0
RPI S	Opponent	Score	RPI S	Opponent	Score	RPI S	Opponent	Score	RPI S	Opponent	Score
8 A	Texas	0 8	27 A	Virginia Tech	0 6	55 A	Liberty	1 2	110 N	Appalachian St.	3 6
8 A	Texas	1 9	27 A	Virginia Tech	5 8	69 H	Marshall	13 1	116 H	Virginia	11 6
11 H	James Madison	1 14	50 A	Texas A&M	1 4	71 A	Elon	2 5	128 H	East Carolina	7 8
11 H	James Madison	2 10				73 A	UNC Greensboro	2 0	128 H	East Carolina	3 2
17 A	Tennessee	0 8				73 A	UNC Greensboro	3 4	132 A	Winthrop	1 3
21 N	North Carolina	1 3				81 H	USC Upstate	6 5	132 A	Winthrop	4 2
						81 H	USC Upstate	9 5	132 A	Winthrop	6 4
						81 H	USC Upstate	2 1	132 N	Winthrop	3 2
						81 N	USC Upstate	4 2	132 N	Winthrop	10 2
						88 A	Duke	3 6	132 N	Winthrop	3 4
						88 A	Duke	1 4	152 H	Campbell	6 5
						91 N	Eastern Ky.	6 2	152 H	Campbell	4 2
						91 N	Eastern Ky.	10 1	152 H	Campbell	11 10
									170 A	Radford	4 0
									170 A	Radford	3 2
									170 A	Radford	2 4
									175 A	Gardner-Webb	6 3
									175 A	Gardner-Webb	5 4
									175 A	Gardner-Webb	5 4
									179 N	Lamar University	9 1
									179 N	Lamar University	6 3
									209 H	Charleston So.	6 2
									209 H	Charleston So.	4 3
									209 H	Charleston So.	2 3
									235 N	Northern Ky.	6 1
									236 H	Hampton	3 5
									236 H	Hampton	8 0
			LAST 10 GAMES								
			21 N	North Carolina	1 3	132 N	Winthrop	10 2			
			17 A	Tennessee	0 8	55 A	Liberty	1 2			
			132 N	Winthrop	3 2	27 A	Virginia Tech	5 8			
			132 N	Winthrop	3 4	27 A	Virginia Tech	0 6			
			81 N	USC Upstate	4 2	264 A	Presbyterian	11 6			

Non-Div. I Games:

Longwood

Longwood

E
l
o
n

Elon				Through Games Of June 4, 2019 (FINAL)										
Average RPI Win: 163		WON-LOST RECORD	WINNING PCT. RANK	LAST 10 GAMES	STRENGTH OF SCHEDULE	OPP. STRENGTH OF SCHEDULE	TEAM RPI	ADJ RPI		CONF. RPI	ADJ CONF. RPI			
Average RPI Loss: 100														
DIV. I ONLY		33-20-1	.62037	70	7-3-0	100	107	67	.54475	71	10	11		
DIV. I NON-CONF.		18-11-1	.61667	81	1-0-0	179	138	103	.52405	102	13	13		
<hr/>														
TOTALS		RPI 1-25	RPI 26-50		W-L RECORDS		RPI 51-100		RPI 101-150		RPI 150+			
33-20-1		2-6-0	0-1-1		OVERALL		4-3-0		11-4-0		16-6-0			
19-7-0		0-0-0	0-0-0		HOME		4-1-0		6-3-0		9-3-0			
9-11-0		2-6-0	0-0-0		AWAY		0-2-0		4-1-0		3-2-0			
5-2-1		0-0-0	0-1-1		NEUTRAL		0-0-0		1-0-0		4-1-0			
<hr/>														
18-11-1		1-2-0	0-1-1		NON-CONFERENCE		4-3-0		2-1-0		11-4-0			
13-4-0		0-0-0	0-0-0		HOME		4-1-0		2-1-0		7-2-0			
2-5-0		1-2-0	0-0-		AWAY		0-2-0		0-0-0		1-1-0			
3-2-1		0-0-0	0-1-1		NEUTRAL		0-0-0		0-0-0		3-1-0			
<hr/>														
15-9-0		1-4-0	0-0-0		CONFERENCE		0-0-0		9-3-0		5-2-0			
6-3-0		0-0-0	0-0-0		HOME		0-0-0		4-2-0		2-1-0			
7-6-0		1-4-0	0-0-0		AWAY		0-0-0		4-1-0		2-1-0			
2-0-0		0-0-0	0-0-0		NEUTRAL		0-0-0		1-0-0		1-0-0			
<hr/>														
RPI	S	Opponent	Score		RPI	S	Opponent	Score		RPI	S	Opponent	Score	
5	A	Florida St.	1	15	40	N	Lipscomb	8	8	70	H	Longwood	5	2
11	A	James Madison	2	13	40	N	Lipscomb	4	5	73	A	UNC Greensboro	0	2
11	A	James Madison	1	9						73	A	UNC Greensboro	0	8
11	A	James Madison	0	12						73	H	UNC Greensboro	1	4
11	A	James Madison	5	3						84	H	NC State	5	4
11	A	James Madison	3	10						88	H	Duke	5	4
25	A	Georgia	5	4						91	H	Eastern Ky.	7	5
25	A	Georgia	0	5										

Non-Div. I Games:

Elon

E
l
o
n

RPI	S	Opponent	Score	
210	A	Drexel	5	4
210	N	Drexel	7	3
235	H	Northern Ky.	9	2
236	H	Hampton	9	7
255	H	Oakland	4	5
277	H	Lafayette	9	8
277	H	Lafayette	7	1
282	H	La Salle	9	0
285	A	N.C. A&T	9	1
285	H	N.C. A&T	7	0

Elon

E
l
o
n

E
l
o
n

[illegible]

Non-Div. I Games:

New Mexico St.

RPI	S	Opponent	Score	
256	A	CSU Bakersfield	11	3

New Mexico St.

N
e
w
M
e
x
i
c
o
s
t
.

N
e
w
M
e
x
i
c
o
s
t
.

Average RPI Win:		152	WON-LOST RECORD		WINNING PCT. RANK		LAST 10 GAMES		STRENGTH OF SCHEDULE		OPP. STRENGTH OF SCHEDULE		TEAM RPI		ADJ RPI		CONF. RPI		ADJ CONF. RPI				
DIV. I ONLY			33-23-0		.58929 86		6-4-0		73		146		73		.54316 73		15		14				
DIV. I NON-CONF.			18-16-0		.52941 122		0-1-0		53		121		82		.53981 81		15		15				
TOTALS		RPI 1-25		RPI 26-50		W-L RECORDS		RPI 51-100		RPI 101-150		RPI 150+											
33-23-0		0-6-0		1-1-0		OVERALL		9-3-0		5-7-0		18-6-0											
13-11-0		0-2-0		0-0-0		HOME		4-1-0		1-2-0		8-6-0											
12-6-0		0-4-0		0-0-0		AWAY		4-1-0		1-1-0		7-0-0											
8-6-0		0-0-0		1-1-0		NEUTRAL		1-1-0		3-4-0		3-0-0											
18-16-0		0-6-0		1-1-0		NON-CONFERENCE		5-1-0		5-7-0		7-1-0											
10-6-0		0-2-0		0-0-0		HOME		4-1-0		1-2-0		5-1-0											
3-5-0		0-4-0		0-0-		AWAY		1-0-0		1-1-0		1-0-0											
5-5-0		0-0-0		1-1-0		NEUTRAL		0-0-0		3-4-0		1-0-0											
15-7-0		0-0-0		0-0-0		CONFERENCE		4-2-0		0-0-0		11-5-0											
3-5-0		0-0-0		0-0-0		HOME		0-0-0		0-0-0		3-5-0											
9-1-0		0-0-0		0-0-0		AWAY		3-1-0		0-0-0		6-0-0											
3-1-0		0-0-0		0-0-0		NEUTRAL		1-1-0		0-0-0		2-0-0											
RPI	S	Opponent		Score		RPI	S	Opponent		Score		RPI	S	Opponent		Score		RPI	S	Opponent		Score	
5	A	Florida St.		0	8	48	N	Iowa St.		8	4	70	H	Longwood		4	3	102	N	Ohio		4	3
18	H	Louisiana		2	6	48	N	Iowa St.		2	4	70	H	Longwood		0	2	110	A	Appalachian St.		1	2
21	H	North Carolina		2	6							71	A	Elon		4	1	110	A	Appalachian St.		5	2
23	A	South Carolina		4	9							71	H	Elon		2	0	113	N	St. John's (NY)		0	6
23	A	South Carolina		3	6							71	H	Elon		8	0	113	N	St. John's (NY)		8	4
23	A	South Carolina		3	11							84	H	NC State		2	1	115	N	George Washington		3	4
												96	A	Chattanooga		4	3	121	H	Towson		2	4
												96	A	Chattanooga		3	2	121	H	Towson		10	9
												96	A	Chattanooga		1	10	123	N	Maryland		9	17
												96	A	Chattanooga		2	0	132	H	Winthrop		3	6
												96	N	Chattanooga		4	3	143	N	UNCW		0	5
												96	N	Chattanooga		1	3	143	N	UNCW		11	10
																		151	H	Samford		9	0
																		151	H	Samford		4	7
																		151	H	Samford		2	5
																		171	A	Mercer		7	1
																		171	A	Mercer		7	4
																		171	A	Mercer		8	4
																		171	N	Mercer		9	7
																		172	H	Delaware		6	5
																		184	H	ETSU		2	0
																		184	H	ETSU		3	2
																		184	H	ETSU		4	5
																		184	N	ETSU		9	1
																		199	A	Furman		4	1
																		199	A	Furman		9	0
																		199	A	Furman		10	0
		LAST 10 GAMES																					
						96	A	Chattanooga		1	10	184	H	ETSU		3	2	184	H	ETSU		4	5
						96	N	Chattanooga		4	3	184	H	ETSU		4	5	184	N	ETSU		9	1
						171	N	Mercer		9	7	184	H	ETSU		2	0	199	A	Furman		4	1
						96	N	Chattanooga		1	3	132	H	Winthrop		3	6	199	A	Furman		9	0
						184	N	ETSU		9	1	171	A	Mercer		8	4	199	A	Furman		10	0

Non-Div. I Games:

UNC Greensboro

RPI	S	Opponent	Score	
216	H	Western Caro.	3	4
216	H	Western Caro.	3	8
221	N	Fairfield	9	1
230	H	Sacred Heart	9	5
235	H	Northern Ky.	5	2
240	H	Iona	3	2
255	H	Oakland	5	0
285	A	N.C. A&T	8	6
296	H	Saint Peter's	2	4

UNC Greensboro

U
N
C
G
r
e
e
n
s
b
o
r
o

U
N
C
G
r
e
e
n
s
b
o
r
o

[illegible]

Non-Div. I Games:

Grand Canyon

Grand Canyon

Average RPI Win: 153		WON-LOST	WINNING	LAST 10	STRENGTH OF		OPP. STRENGTH	TEAM	ADJ		CONF.	ADJ CONF.		
Average RPI Loss: 77		RECORD	PCT. RANK	GAMES	SCHEDULE		OF SCHEDULE	RPI	RPI		RPI	RPI		
DIV. I ONLY		28-26-0	.51852	133	4-6-0		41	101	69	.54302	75	14		
DIV. I NON-CONF.		15-19-0	.44118	173	2-2-0		20	63	75	.54236	77	16		
TOTALS		RPI 1-25	RPI 26-50		W-L RECORDS		RPI 51-100		RPI 101-150		RPI 150+			
28-26-0		0-10-0	0-0-0		OVERALL		4-6-0		12-7-0		12-3-0			
6-5-0		0-0-0	0-0-0		HOME		1-2-0		1-1-0		4-2-0			
15-12-0		0-6-0	0-0-0		AWAY		2-2-0		6-3-0		7-1-0			
7-9-0		0-4-0	0-0-0		NEUTRAL		1-2-0		5-3-0		1-0-0			
15-19-0		0-10-0	0-0-0		NON-CONFERENCE		3-4-0		7-3-0		5-2-0			
3-1-0		0-0-0	0-0-0		HOME		0-0-0		0-0-0		3-1-0			
7-11-0		0-6-0	0-0-		AWAY		2-2-0		3-2-0		2-1-0			
5-7-0		0-4-0	0-0-0		NEUTRAL		1-2-0		4-1-0		0-0-0			
13-7-0		0-0-0	0-0-0		CONFERENCE		1-2-0		5-4-0		7-1-0			
3-4-0		0-0-0	0-0-0		HOME		1-2-0		1-1-0		1-1-0			
8-1-0		0-0-0	0-0-0		AWAY		0-0-0		3-1-0		5-0-0			
2-2-0		0-0-0	0-0-0		NEUTRAL		0-0-0		1-2-0		1-0-0			
RPI	S	Opponent	Score		RPI	S	Opponent	Score		RPI	S	Opponent	Score	
4	A	Arizona	6	7						102	A	Ohio	1	0
4	A	Arizona	0	10						102	H	Ohio	2	10
7	N	Minnesota	1	12						102	H	Ohio	2	1
11	N	James Madison	1	8						115	N	George Washington	7	2
13	A	LSU	0	8						117	A	Toledo	8	6
14	A	Michigan	1	8						117	A	Toledo	6	1
14	A	Michigan	0	8						117	A	Toledo	2	5
14	A	Michigan	1	18						117	N	Toledo	1	2
18	N	Louisiana	1	21						117	N	Toledo	2	4
22	N	Drake	0	8						120	N	LIU Brooklyn	7	1
										120	N	LIU Brooklyn	1	3
										124	N	Ball St.	4	1
										127	A	Monmouth	13	5
										127	A	Monmouth	3	1
										130	A	Southeastern La.	5	7
										144	A	Lehigh	2	5
										144	A	Lehigh	5	0
										150	N	Penn St.	11	0
										150	N	Penn St.	9	2
										156	N	Central Mich.	3	0
										169	H	Saint Francis (PA)	4	5
										169	H	Saint Francis (PA)	6	2
										180	A	Pittsburgh	10	0
										182	A	Western Mich.	4	1
										182	A	Western Mich.	5	2
										182	A	Western Mich.	6	3
										203	H	Bowling Green	1	2
										169	H	Saint Francis (PA)	4	5
LAST 10 GAMES														
					69	N	Marshall	2	4	124	N	Ball St.	4	1
					55	A	Liberty	0	4	117	N	Toledo	2	4
					115	N	George Washington	7	2	203	H	Bowling Green	1	2
					117	N	Toledo	1	2	203	H	Bowling Green	4	0
					156	N	Central Mich.	3	0	169	H	Saint Francis (PA)	4	5
										203	H	Bowling Green	1	2

Non-Div. I Games:

Kent St.

RPI	S	Opponent	Score	
203	H	Bowling Green	4	0
233	A	Youngstown St.	3	4
233	A	Youngstown St.	10	0
260	A	Akron	6	4
260	A	Akron	9	0
261	H	Robert Morris	7	0
261	H	Robert Morris	11	3

RPI	S	Opponent	Score	
228	H	Georgia St.	6	3
228	H	Georgia St.	1	0
243	H	Bryant	5	1
243	H	Bryant	7	0
264	H	Presbyterian	4	0
264	H	Presbyterian	9	1
287	H	Rider	5	0
287	H	Rider	11	1

Coastal Caro.

C
o
a
s
t
a
l
C
a
r
o
.

C
o
a
s
t
a
l
C
a
r
o
.

RPI	S	Opponent	Score	
224	A	Butler	8	5
225	A	Georgetown	7	1
225	A	Georgetown	5	3
225	A	Georgetown	12	4
228	N	Georgia St.	4	0
251	N	IUPUI	11	8
252	N	Purdue Fort Wayne	1	0
257	N	Canisius	11	5
257	N	Canisius	10	3
274	N	Green Bay	5	4
274	N	Green Bay	10	1

DePaul

D
e
P
a
u
l

D
e
P
a
u
l

[illegible]

Non-Div. I Games:

Jacksonville St.

RPI	S	Opponent	Score	
223	H	Eastern Ill.	7	6
227	A	Tennessee St.	4	2
227	A	Tennessee St.	8	0
234	N	Northern Colo.	4	1
234	N	Northern Colo.	12	6
239	H	Alabama St.	7	3
252	N	Purdue Fort Wayne	7	2
262	N	Alabama A&M	9	6
283	A	Morehead St.	18	3
283	A	Morehead St.	8	0

Jacksonville St.

J
a
c
k
s
o
n
v
i
l
l
e
s
t
.

J
a
c
k
s
o
n
v
i
l
l
e
s
t
.

Average RPI Win: 180		WON-LOST RECORD	WINNING PCT. RANK	LAST 10 GAMES	STRENGTH OF SCHEDULE	OPP. STRENGTH OF SCHEDULE	TEAM RPI	ADJ RPI		CONF. RPI	ADJ CONF. RPI						
Average RPI Loss: 103																	
DIV. I ONLY		35-16-0	.68627	37	8-2-0	178	155	80	.53926	79	14	15					
DIV. I NON-CONF.		17-10-0	.62963	72	2-0-0	147	168	88	.53601	86	16	16					
<hr/>																	
TOTALS		RPI 1-25		RPI 26-50		W-L RECORDS		RPI 51-100		RPI 101-150		RPI 150+					
35-16-0		0-1-0		2-1-0		OVERALL		3-3-0		7-8-0		23-3-0					
12-4-0		0-0-0		0-0-0		HOME		0-0-0		2-1-0		10-3-0					
14-5-0		0-1-0		2-1-0		AWAY		2-2-0		4-1-0		6-0-0					
9-7-0		0-0-0		0-0-0		NEUTRAL		1-1-0		1-6-0		7-0-0					
17-10-0		0-1-0		2-1-0		NON-CONFERENCE		1-2-0		3-5-0		11-1-0					
4-2-0		0-0-0		0-0-0		HOME		0-0-0		2-1-0		2-1-0					
6-3-0		0-1-0		2-0-		AWAY		0-1-0		0-0-0		4-0-0					
7-5-0		0-0-0		0-0-0		NEUTRAL		1-1-0		1-4-0		5-0-0					
18-6-0		0-0-0		0-0-0		CONFERENCE		2-1-0		4-3-0		12-2-0					
8-2-0		0-0-0		0-0-0		HOME		0-0-0		0-0-0		8-2-0					
8-2-0		0-0-0		0-0-0		AWAY		2-1-0		4-1-0		2-0-0					
2-2-0		0-0-0		0-0-0		NEUTRAL		0-0-0		0-2-0		2-0-0					
RPI	S	Opponent	Score		RPI	S	Opponent	Score		RPI	S	Opponent	Score				
16	A	Kentucky	1	9	40	A	Lipscomb	1	6	56	N	Seattle U	2	7			
					43	A	Southern Ill.	7	5	68	N	UC Davis	7	6			
					45	A	UNLV	1	0	75	A	Kent St.	16	3			
										75	A	Kent St.	0	3			
										75	A	Kent St.	4	3			
										81	A	USC Upstate	1	3			
												102	A	Ohio	9	0	
												102	A	Ohio	6	1	
												102	N	Ohio	3	7	
												103	H	Austin Peay	1	4	
												103	H	Austin Peay	6	2	
												110	H	Appalachian St.	5	4	
												110	N	Appalachian St.	4	6	
												111	N	Iowa	1	2	
												117	N	Toledo	0	5	
												118	A	Northern Ill.	3	1	
												118	A	Northern Ill.	4	3	
												118	A	Northern Ill.	3	4	
												121	N	Towson	3	8	
												128	N	East Carolina	1	9	
												128	N	East Carolina	3	1	
												156	H	Central Mich.	1	4	
												156	H	Central Mich.	3	4	
												156	H	Central Mich.	7	3	
												156	N	Central Mich.	7	0	
												165	H	Michigan St.	2	12	
												182	N	Western Mich.	2	0	
												198	H	Dayton	8	0	
												203	A	Bowling Green	7	2	
												203	A	Bowling Green	10	2	
												203	H	Bowling Green	2	0	
												222	N	Utah Valley	5	2	
												222	N	Utah Valley	5	3	
<hr/>																	
LAST 10 GAMES																	
			117	N	Toledo	0	5	260	H	Akron	4	2	203	A	Bowling Green	7	2
			102	N	Ohio	3	7	260	H	Akron	6	0	203	A	Bowling Green	10	2
			156	N	Central Mich.	7	0	235	A	Northern Ky.	3	2	203	H	Bowling Green	2	0
			182	N	Western Mich.	2	0	235	A	Northern Ky.	5	1	222	N	Utah Valley	5	2
			260	H	Akron	7	4	102	A	Ohio	6	1	222	N	Utah Valley	5	3

Non-Div. I Games:

Miami (OH)

RPI	S	Opponent	Score	
223	N	Eastern Ill.	3	1
224	H	Butler	4	0
233	N	Youngstown St.	6	0
235	A	Northern Ky.	5	1
235	A	Northern Ky.	3	2
248	A	Wright St.	6	0
248	A	Wright St.	4	2
258	H	Buffalo	4	0
258	H	Buffalo	3	2
258	H	Buffalo	8	1
260	H	Akron	7	4
260	H	Akron	6	0
260	H	Akron	4	2
274	N	Green Bay	6	1

Miami (OH)

M
i
a
m
i
(
O
H
)

M
i
a
m
i
(
O
H
)

Average RPI Win:		133	WON-LOST RECORD		WINNING PCT. RANK		LAST 10 GAMES		STRENGTH OF SCHEDULE		OPP. STRENGTH OF SCHEDULE		TEAM RPI		ADJ RPI		CONF. RPI		ADJ CONF. RPI				
DIV. I ONLY			25-25-0		.5	142	7-3-0		47		96		86		.53773		80	13		13			
DIV. I NON-CONF.			13-16-0		.44828	170	0		21		75		77		.54647		68	12		12			
TOTALS		RPI 1-25		RPI 26-50			W-L RECORDS			RPI 51-100			RPI 101-150			RPI 150+							
25-25-0		1-3-0		3-7-0			OVERALL			7-7-0			3-4-0			11-4-0							
11-13-0		0-1-0		2-4-0			HOME			4-4-0			2-3-0			3-1-0							
5-5-0		0-0-0		0-1-0			AWAY			1-2-0			0-0-0			4-2-0							
9-7-0		1-2-0		1-2-0			NEUTRAL			2-1-0			1-1-0			4-1-0							
13-16-0		1-3-0		2-5-0			NON-CONFERENCE			4-4-0			1-3-0			5-1-0							
4-8-0		0-1-0		1-2-0			HOME			2-3-0			0-2-0			1-0-0							
0-1-0		0-0-0		0-0-			AWAY			0-0-0			0-0-0			0-0-0							
9-7-0		1-2-0		1-2-0			NEUTRAL			2-1-0			1-1-0			4-1-0							
12-9-0		0-0-0		1-2-0			CONFERENCE			3-3-0			2-1-0			6-3-0							
7-5-0		0-0-0		1-2-0			HOME			2-1-0			2-1-0			2-1-0							
5-4-0		0-0-0		0-0-0			AWAY			1-2-0			0-0-0			4-2-0							
0-0-0		0-0-0		0-0-0			NEUTRAL			0-0-0			0-0-0			0-0-0							
RPI	S	Opponent		Score		RPI	S	Opponent		Score		RPI	S	Opponent		Score		RPI	S	Opponent		Score	
2	H	UCLA		3	5	35	H	Boise St.		3	4	55	H	Liberty		7	0	102	H	Ohio		1	5
4	N	Arizona		3	12	35	N	Boise St.		0	3	63	H	Fresno St.		3	6	105	H	BYU		6	11
12	N	Northwestern		1	2	42	H	Oregon St.		2	4	66	N	California		9	12	125	N	UIC		2	8
21	N	North Carolina		8	4	42	H	Oregon St.		6	4	67	H	LMU (CA)		0	3	134	H	CSUN		8	3
						45	A	UNLV		5	6	67	H	LMU (CA)		8	0	134	H	CSUN		7	0
						46	H	Cal St. Fullerton		1	0	68	H	UC Davis		1	4	134	H	CSUN		1	2
						46	H	Cal St. Fullerton		6	9	68	H	UC Davis		3	2	145	N	Col. of Charleston		11	1
						46	H	Cal St. Fullerton		2	5	68	H	UC Davis		10	0	155	N	Harvard		8	0
						48	N	Iowa St.		1	2	77	N	DePaul		5	0	157	A	UC Riverside		14	6
						49	N	San Jose St.		5	0	93	A	Hawaii		3	11	157	A	UC Riverside		7	0
												93	A	Hawaii		1	4	157	A	UC Riverside		3	11
												93	A	Hawaii		5	2	177	N	Seton Hall		11	2
												97	N	Boston U.		9	0	190	A	Cal Poly		1	4
												99	H	San Diego St.		1	4	190	A	Cal Poly		5	1
																		190	A	Cal Poly		11	0
																		211	H	Army West Point		4	2
																		222	N	Utah Valley		16	10
																		226	N	North Dakota		1	2
																		238	H	UC Santa Barbara		6	5
																		238	H	UC Santa Barbara		6	1
																		238	H	UC Santa Barbara		2	6
																		288	N	Southern Utah		10	5
LAST 10 GAMES																							
						134	H	CSUN		1	2	68	H	UC Davis		3	2						
						134	H	CSUN		8	3	190	A	Cal Poly		5	1						
						134	H	CSUN		7	0	190	A	Cal Poly		11	0						
						68	H	UC Davis		1	4	190	A	Cal Poly		1	4						
						68	H	UC Davis		10	0	238	H	UC Santa Barbara		6	5						

Non-Div. I Games:

Long Beach St.

[illegible]

Non-Div. I Games:

USC Upstate

RPI	S	Opponent	Score	
199	A	Furman	7	1
203	H	Bowling Green	4	2
209	A	Charleston So.	4	5
209	A	Charleston So.	6	1
209	A	Charleston So.	1	0
216	H	Western Caro.	8	0
216	H	Western Caro.	5	0
223	N	Eastern Ill.	8	0
233	H	Youngstown St.	2	1
236	H	Hampton	10	1
236	H	Hampton	15	0
236	H	Hampton	9	1
261	H	Robert Morris	5	1
261	H	Robert Morris	8	0
261	H	Robert Morris	8	0
264	H	Presbyterian	8	0
264	H	Presbyterian	9	1
264	H	Presbyterian	11	0
265	H	N.C. Central	14	0

U
S
C
U
P
S
t
a
t
e

U
S
C
U
P
S
t
a
t
e

Average RPI Win: 158		WON-LOST RECORD		WINNING PCT. RANK		LAST 10 GAMES		STRENGTH OF SCHEDULE		OPP. STRENGTH OF SCHEDULE		TEAM RPI		ADJ RPI		CONF. RPI		ADJ CONF. RPI					
DIV. I ONLY		34-22-0		.60714 76		6-4-0		140		112		91		.53689 82		20		19					
DIV. I NON-CONF.		11-14-0		.44 174		0		96		41		128		.51354 120		14		14					
TOTALS		RPI 1-25		RPI 26-50		W-L RECORDS		RPI 51-100		RPI 101-150		RPI 150+											
34-22-0		0-4-0		4-3-0		OVERALL		6-7-0		7-5-0		17-3-0											
16-5-0		0-1-0		0-0-0		HOME		2-2-0		6-2-0		8-0-0											
11-8-0		0-3-0		1-0-0		AWAY		2-2-0		0-1-0		8-2-0											
7-9-0		0-0-0		3-3-0		NEUTRAL		2-3-0		1-2-0		1-1-0											
11-14-0		0-4-0		4-3-0		NON-CONFERENCE		2-2-0		1-4-0		4-1-0											
3-2-0		0-1-0		0-0-0		HOME		1-0-0		0-1-0		2-0-0											
2-5-0		0-3-0		1-0-		AWAY		0-1-0		0-1-0		1-0-0											
6-7-0		0-0-0		3-3-0		NEUTRAL		1-1-0		1-2-0		1-1-0											
23-8-0		0-0-0		0-0-0		CONFERENCE		4-5-0		6-1-0		13-2-0											
13-3-0		0-0-0		0-0-0		HOME		1-2-0		6-1-0		6-0-0											
9-3-0		0-0-0		0-0-0		AWAY		2-1-0		0-0-0		7-2-0											
1-2-0		0-0-0		0-0-0		NEUTRAL		1-2-0		0-0-0		0-0-0											
RPI	S	Opponent		Score		RPI	S	Opponent		Score		RPI	S	Opponent		Score							
13	A	LSU		1	12	36	A	Houston		2	0	62	H	Sam Houston St.		3	4	118	N	Northern Ill.		1	2
15	A	Ole Miss		0	6	41	N	Illinois		2	8	62	H	Sam Houston St.		1	0	123	N	Maryland		1	2
15	A	Ole Miss		0	2	41	N	Illinois		3	5	62	H	Sam Houston St.		2	3	130	H	Southeastern La.		4	3
18	H	Louisiana		0	8	43	N	Southern Ill.		6	7	62	N	Sam Houston St.		0	2	130	H	Southeastern La.		1	11
						43	N	Southern Ill.		9	0	62	N	Sam Houston St.		1	2	130	H	Southeastern La.		3	2
						49	N	San Jose St.		3	2	85	A	McNeese		8	1	142	H	Northwestern St.		9	0
						49	N	San Jose St.		4	2	85	A	McNeese		2	4	142	H	Northwestern St.		6	1
												85	A	McNeese		3	2	142	H	Northwestern St.		5	1
												85	N	McNeese		10	4	142	H	Northwestern St.		10	0
												95	N	Nevada		0	2	146	A	South Alabama		2	3
												95	N	Nevada		3	0	149	H	Hofstra		2	8
												98	A	Southern Miss.		1	7	149	N	Hofstra		11	1
												98	H	Southern Miss.		4	1	179	A	Lamar University		3	0
																		179	A	Lamar University		3	1
																		179	A	Lamar University		4	5
																		180	N	Pittsburgh		3	5
																		180	N	Pittsburgh		5	0
																		181	H	Houston Baptist		4	2
																		181	H	Houston Baptist		8	1
																		181	H	Houston Baptist		3	2
																		196	A	Central Ark.		3	1
																		196	A	Central Ark.		0	2
																		196	A	Central Ark.		8	2
																		207	H	La.-Monroe		8	0
																		229	A	Abilene Christian		8	0
																		229	A	Abilene Christian		12	4
																		229	A	Abilene Christian		5	4

Non-Div. I Games:

Nicholls St.

RPI	S	Opponent	Score	
263	H	Incarnate Word	6	3
263	H	Incarnate Word	7	1
263	H	Incarnate Word	7	0
269	A	Alcorn	7	0
295	H	Southern U.	3	0

Nicholls St.

N
i
c
h
o
l
l
s
S
t
.

N
i
c
h
o
l
l
s
S
t
.

Average RPI Win: 147		WON-LOST RECORD	WINNING PCT. RANK	LAST 10 GAMES	STRENGTH OF SCHEDULE	OPP. STRENGTH OF SCHEDULE	TEAM RPI	ADJ RPI	CONF. RPI	ADJ CONF. RPI							
Average RPI Loss: 101																	
DIV. I ONLY		29-22-0	.56863 100	4-6-0	86	116	83	.5365 83	9	9							
DIV. I NON-CONF.		15-13-0	.53571 118	0	85	147	100	.52705 99	10	11							
<hr/>																	
TOTALS		RPI 1-25		RPI 26-50		W-L RECORDS		RPI 51-100		RPI 101-150		RPI 150+					
29-22-0		1-0-0		0-6-0		OVERALL		3-4-0		10-8-0		15-4-0					
14-15-0		0-0-0		0-3-0		HOME		2-4-0		5-5-0		7-3-0					
10-3-0		0-0-0		0-1-0		AWAY		1-0-0		5-1-0		4-1-0					
5-4-0		1-0-0		0-2-0		NEUTRAL		0-0-0		0-2-0		4-0-0					
15-13-0		1-0-0		0-3-0		NON-CONFERENCE		3-1-0		5-6-0		6-3-0					
8-6-0		0-0-0		0-0-0		HOME		2-1-0		5-3-0		1-2-0					
2-3-0		0-0-0		0-0-		AWAY		1-0-0		0-1-0		1-1-0					
5-4-0		1-0-0		0-2-0		NEUTRAL		0-0-0		0-2-0		4-0-0					
14-9-0		0-0-0		0-3-0		CONFERENCE		0-3-0		5-2-0		9-1-0					
6-9-0		0-0-0		0-3-0		HOME		0-3-0		0-2-0		6-1-0					
8-0-0		0-0-0		0-0-0		AWAY		0-0-0		5-0-0		3-0-0					
0-0-0		0-0-0		0-0-0		NEUTRAL		0-0-0		0-0-0		0-0-0					
<hr/>																	
RPI	S	Opponent		Score		RPI	S	Opponent		Score		RPI	S	Opponent		Score	
7	N	Minnesota		4 1		32	A	South Fla.		0 1		52	H	Indiana		0 2	
						35	N	Boise St.		3 6		52	H	Indiana		3 1	
						40	H	Lipscomb		0 1		55	H	Liberty		2 4	
						40	H	Lipscomb		0 2		55	H	Liberty		0 2	
						40	H	Lipscomb		2 4		55	H	Liberty		2 6	
						47	N	North Dakota St.		2 3		75	H	Kent St.		2 0	
												99	A	San Diego St.		9 0	

Non-Div. I Games:

FGCU

RPI	S	Opponent	Score	
191	H	Columbia	6	0
194	H	Jacksonville	7	1
194	H	Jacksonville	3	1
194	H	Jacksonville	7	2
195	H	Stetson	2	1
195	H	Stetson	3	0
195	H	Stetson	2	3
241	A	San Diego	6	5
241	A	San Diego	1	5
276	N	Quinnipiac	7	4

FGCU

F
G
C
U

F
G
C
U

NC State				Through Games Of June 4, 2019 (FINAL)										
Average RPI Win:		131	WON-LOST RECORD	WINNING PCT. RANK	LAST 10 GAMES	STRENGTH OF SCHEDULE	OPP. STRENGTH OF SCHEDULE	TEAM RPI	ADJ RPI	CONF. RPI	ADJ CONF. RPI			
Average RPI Loss:		78												
DIV. I ONLY			31-27-0	.53448	122	5-5-0	69	55	81	.53649	84	5	5	
DIV. I NON-CONF.			20-11-0	.64516	64	0-1-0	136	99	69	.54402	73	5	5	
TOTALS		RPI 1-25	RPI 26-50		W-L RECORDS		RPI 51-100		RPI 101-150		RPI 150+			
31-27-0		1-6-0	6-7-0		OVERALL		2-3-0		10-7-0		12-4-0			
15-14-0		0-0-0	3-5-0		HOME		0-0-0		7-7-0		5-2-0			
10-9-0		0-3-0	3-2-0		AWAY		2-3-0		1-0-0		4-1-0			
6-4-0		1-3-0	0-0-0		NEUTRAL		0-0-0		2-0-0		3-1-0			
20-11-0		1-2-0	1-2-0		NON-CONFERENCE		0-2-0		8-2-0		10-3-0			
11-6-0		0-0-0	0-2-0		HOME		0-0-0		6-2-0		5-2-0			
4-2-0		0-0-0	1-0-		AWAY		0-2-0		1-0-0		2-0-0			
5-3-0		1-2-0	0-0-0		NEUTRAL		0-0-0		1-0-0		3-1-0			
11-16-0		0-4-0	5-5-0		CONFERENCE		2-1-0		2-5-0		2-1-0			
4-8-0		0-0-0	3-3-0		HOME		0-0-0		1-5-0		0-0-0			
6-7-0		0-3-0	2-2-0		AWAY		2-1-0		0-0-0		2-1-0			
1-1-0		0-1-0	0-0-0		NEUTRAL		0-0-0		1-0-0		0-0-0			
RPI	S	Opponent	Score		RPI	S	Opponent	Score		RPI	S	Opponent	Score	
4	N	Arizona	4	1	27	A	Virginia Tech	3	2	71	A	Elon	4	5
5	A	Florida St.	0	9	27	H	Virginia Tech	1	12	73	A	UNC Greensboro	1	2
5	A	Florida St.	0	8	27	H	Virginia Tech	0	1	88	A	Duke	1	8
5	A	Florida St.	6	8	27	H	Virginia Tech	2	4	88	A	Duke	5	4
10	N	Florida	1	2	29	H	Wisconsin	1	3	88	A	Duke	2	1
14	N	Michigan	3	4	29	H	Wisconsin	3	6					
21	N	North Carolina	1	6	32	A	South Fla.	2	1					
					34	H	Louisville	4	3					
					34	H	Louisville	2	1					
					34	H	Louisville	7	6					
					37	A	Notre Dame	3	12					
					37	A	Notre Dame	9	4					
					37	A	Notre Dame	2	11					
					LAST 10 GAMES									
					21	N	North Carolina	1	6	34	H	Louisville	4	3
					27	A	Virginia Tech	3	2	116	H	Virginia	7	11
					131	N	Syracuse	4	3	116	H	Virginia	5	8
					34	H	Louisville	2	1	116	H	Virginia	0	12
					34	H	Louisville	7	6	152	H	Campbell	6	8
										152	H	Campbell	8	0
										152	H	Campbell	9	1
										159	A	Boston College	6	3
										159	A	Boston College	3	4
										159	A	Boston College	16	9
										183	N	Marist	3	0
										186	H	UMBC	2	1
										192	A	Charlotte	12	2
										209	A	Charleston So.	8	2

NC State

Non-Div. I Games:

NC State

RPI	S	Opponent	Score	
209	H	Charleston So.	6	0
215	H	Valparaiso	0	4
233	N	Youngstown St.	1	0
243	N	Bryant	4	0
259	N	Rhode Island	0	1
265	H	N.C. Central	1	0

NC State

N
C
S
t
a
t
e

N
C
S
t
a
t
e

Average RPI Win:	150	WON-LOST	WINNING	LAST 10	STRENGTH OF	OPP. STRENGTH	TEAM	ADJ	CONF.	ADJ CONF.
Average RPI Loss:	78	RECORD	PCT. RANK	GAMES	SCHEDULE	OF SCHEDULE	RPI	RPI	RPI	RPI
DIV. I ONLY		33-32-0	.50769 141	6-4-0	58	103	97	.5355 85	20	19
DIV. I NON-CONF.		11-22-0	.33333 225	2-2-0	25	21	115	.52362 104	14	14
<hr/>										
TOTALS	RPI 1-25	RPI 26-50		W-L RECORDS		RPI 51-100		RPI 101-150		RPI 150+
33-32-0	1-5-0	2-5-0		OVERALL		5-10-0		8-10-0		17-2-0
17-14-0	0-1-0	1-3-0		HOME		1-5-0		3-4-0		12-1-0
10-13-0	1-4-0	1-2-0		AWAY		0-0-0		3-6-0		5-1-0
6-5-0	0-0-0	0-0-0		NEUTRAL		4-5-0		2-0-0		0-0-0
11-22-0	1-5-0	2-5-0		NON-CONFERENCE		4-7-0		1-4-0		3-1-0
5-11-0	0-1-0	1-3-0		HOME		0-3-0		1-3-0		3-1-0
2-7-0	1-4-0	1-0-		AWAY		0-0-0		0-1-0		0-0-0
4-4-0	0-0-0	0-0-0		NEUTRAL		4-4-0		0-0-0		0-0-0
22-10-0	0-0-0	0-0-0		CONFERENCE		1-3-0		7-6-0		14-1-0
12-3-0	0-0-0	0-0-0		HOME		1-2-0		2-1-0		9-0-0
8-6-0	0-0-0	0-0-0		AWAY		0-0-0		3-5-0		5-1-0
2-1-0	0-0-0	0-0-0		NEUTRAL		0-1-0		2-0-0		0-0-0
<hr/>										
RPI S	Opponent	Score		RPI S	Opponent	Score		RPI S	Opponent	Score
1 A	Oklahoma	1	6	33 H	Arkansas	0	6	53 N	UT Arlington	6 1
9 A	Oklahoma St.	2	12	36 A	Houston	2	3	53 N	UT Arlington	3 4
9 A	Oklahoma St.	2	3	36 H	Houston	2	7	53 N	UT Arlington	3 5
13 A	LSU	0	4	40 H	Lipscomb	1	6	55 N	Liberty	5 1
18 A	Louisiana	5	4	40 H	Lipscomb	4	3	56 N	Seattle U	1 6
18 H	Louisiana	0	4	50 A	Texas A&M	3	1	58 H	Baylor	2 7
				50 A	Texas A&M	1	2	58 H	Baylor	2 5
								82 H	Nicholls St.	1 8
								82 H	Nicholls St.	4 2
								82 H	Nicholls St.	2 3
								82 N	Nicholls St.	4 10
								89 N	Rutgers	6 4
								89 N	Rutgers	1 2
								94 N	UNI	7 5
								98 H	Southern Miss.	4 10
	</									

Non-Div. I Games:

McNeese

RPI	S	Opponent	Score	
196	H	Central Ark.	3	0
196	H	Central Ark.	4	1
196	H	Central Ark.	10	0
207	H	La.-Monroe	9	0
229	A	Abilene Christian	3	2
229	A	Abilene Christian	6	2
229	A	Abilene Christian	3	2
263	H	Incarnate Word	7	1
263	H	Incarnate Word	1	0
263	H	Incarnate Word	7	2

McNeese

M
c
N
e
e
s
e

M
c
N
e
e
s
e

[illegible]

Non-Div. I Games:

Bradley

Average RPI Win:	153	WON-LOST	WINNING	LAST 10	STRENGTH OF	OPP. STRENGTH	TEAM	ADJ	CONF.	ADJ CONF.		
Average RPI Loss:	104	RECORD	PCT. RANK	GAMES	SCHEDULE	OF SCHEDULE	RPI	RPI	RPI	RPI		
DIV. I ONLY		30-21-0	.58824	87	4-6-0	124	106	88	.53536	87	12	12
DIV. I NON-CONF.		16-9-0	.64	69	1-0-0	112	116	66	.55026	62	11	10
<hr/>												
TOTALS	RPI 1-25	RPI 26-50		W-L RECORDS		RPI 51-100		RPI 101-150		RPI 150+		
30-21-0	2-5-0	3-3-0		OVERALL		4-5-0		4-0-0		17-8-0		
8-8-0	1-2-0	2-1-0		HOME		1-2-0		0-0-0		4-3-0		
12-7-0	0-2-0	1-1-0		AWAY		2-2-0		4-0-0		5-2-0		
10-6-0	1-1-0	0-1-0		NEUTRAL		1-1-0		0-0-0		8-3-0		
16-9-0	1-3-0	1-2-0		NON-CONFERENCE		1-2-0		2-0-0		11-2-0		
2-1-0	0-0-0	1-1-0		HOME		0-0-0		0-0-0		1-0-0		
4-3-0	0-2-0	0-0-		AWAY		0-1-0		2-0-0		2-0-0		
10-5-0	1-1-0	0-1-0		NEUTRAL		1-1-0		0-0-0		8-2-0		
14-12-0	1-2-0	2-1-0		CONFERENCE		3-3-0		2-0-0		6-6-0		
6-7-0	1-2-0	1-0-0		HOME		1-2-0		0-0-0		3-3-0		
8-4-0	0-0-0	1-1-0		AWAY		2-1-0		2-0-0		3-2-0		
0-1-0	0-0-0	0-0-0		NEUTRAL		0-0-0		0-0-0		0-1-0		
RPI S	Opponent	Score		RPI S	Opponent	Score		RPI S	Opponent	Score		
6 A	Alabama	5	7	30 H	Tulsa	3	2	57 N	Western Ky.	0	8	
6 A	Alabama	1	11	33 H	Arkansas	1	2	59 A	Southeast Mo. St.	2	5	
7 N	Minnesota	0	7	43 A	Southern Ill.	5	3	59 N	Southeast Mo. St.	7	4	
20 N	Auburn	4	3	43 A	Southern Ill.	2	11	86 A	Bradley	3	2	
22 H	Drake	5	9	43 H	Southern Ill.	2	1	86 A	Bradley	4	3	
22 H	Drake	0	9	44 N	Louisiana Tech	4	8	86 A	Bradley	0	2	
22 H	Drake	4	2					94 H	UNI	3	2	
								94 H	UNI	0	2	
								94 H	UNI	3	6	

Non-Div. I Games:

Missouri St.

Missouri St.

Through Games Of June 4, 2019 (FINAL)

RPI	S	Opponent	Score	
289	N	Coppin St.	13	0
293	N	Ark.-Pine Bluff	11	2

Missouri St.

M
i
s
s
o
u
r
i
s
t
.

M
i
s
s
o
u
r
i
s
t
.

D
u
k
e

Duke				Through Games Of June 4, 2019 (FINAL)									
Average RPI Win: 123		WON-LOST RECORD	WINNING PCT. RANK	LAST 10 GAMES		STRENGTH OF SCHEDULE	OPP. STRENGTH OF SCHEDULE	TEAM RPI	ADJ RPI		CONF. RPI	ADJ CONF. RPI	
Average RPI Loss: 56													
DIV. I ONLY		25-31-0	.44643 179	2-8-0		37	47	85	.53518 88		5	5	
DIV. I NON-CONF.		13-17-0	.43333 179	1-2-0		33	45	93	.53281 92		5	5	

TOTALS		RPI 1-25	RPI 26-50		W-L RECORDS		RPI 51-100		RPI 101-150		RPI 150+		
25-31-0		1-11-0	1-6-0		OVERALL		8-9-0		8-3-0		7-2-0		
14-14-0		1-2-0	0-4-0		HOME		3-6-0		4-1-0		6-1-0		
8-10-0		0-6-0	0-0-0		AWAY		3-2-0		4-2-0		1-0-0		
3-7-0		0-3-0	1-2-0		NEUTRAL		2-1-0		0-0-0		0-1-0		
13-17-0		0-6-0	0-2-0		NON-CONFERENCE		4-7-0		4-1-0		5-1-0		
10-6-0		0-0-0	0-1-0		HOME		2-4-0		4-1-0		4-0-0		
1-5-0		0-3-0	0-0-		AWAY		0-2-0		0-0-0		1-0-0		
2-6-0		0-3-0	0-1-0		NEUTRAL		2-1-0		0-0-0		0-1-0		
12-14-0		1-5-0	1-4-0		CONFERENCE		4-2-0		4-2-0		2-1-0		
4-8-0		1-2-0	0-3-0		HOME		1-2-0		0-0-0		2-1-0		
7-5-0		0-3-0	0-0-0		AWAY		3-0-0		4-2-0		0-0-0		
1-1-0		0-0-0	1-1-0		NEUTRAL		0-0-0		0-0-0		0-0-0		
RPI S	Opponent	Score	RPI S	Opponent	Score	RPI S	Opponent	Score	RPI S	Opponent	Score		
3 N	Washington	1 4	27 H	Virginia Tech	0 6	52 H	Indiana	1 3	102 H	Ohio	2 1		
5 A	Florida St.	2 3	27 H	Virginia Tech	1 2	52 H	Indiana	0 3	116 A	Virginia	8 0		
5 A	Florida St.	1 8	27 H	Virginia Tech	0 3	55 H	Liberty	6 10	116 A	Virginia	7 2		
5 A	Florida St.	0 8	28 H	Mississippi St.	2 3	55 N	Liberty	3 1	116 A	Virginia	1 2		
11 A	James Madison	5 6	37 N	Notre Dame	2 9	66 N	California	0 1	128 H	East Carolina	4 1		
11 A	James Madison	3 11	37 N	Notre Dame	7 3	70 H	Longwood	4 1	131 A	Syracuse	5 1		
12 N	Northwestern	5 6	39 N	Ohio St.	0 6	70 H	Longwood	6 3	131 A	Syracuse	3 2		
21 H	North Carolina	1 8				71 A	Elon	4 5	131 A	Syracuse	0 4		
21 H	North Carolina	2 4				76 H	Coastal Caro.	4 11	148 H	Kansas	8 7		
21 H	North Carolina	2 1				81 A	USC Upstate	1 3	150 H	Penn St.	3 1		
23 A	South Carolina	4 5				84 H	NC State	1 2	150 H	Penn St.	0 6		
23 N	South Carolina	2 3				84 H	NC State	8 1	152 A	Campbell	9 2		
						84 H	NC State	4 5	170 H	Radford	8 6		
						90 A	Georgia Tech	8 6	180 H	Pittsburgh	8 0		
						90 A	Georgia Tech	11 2	180 H	Pittsburgh	4 3		
						90 A	Georgia Tech	9 5	180 H	Pittsburgh	3 5		
						100 N	Utah	4 3	192 H	Charlotte	3 1		
									209 H	Charleston So.	9 5		
									211 N	Army West Point	0 10		
									265 H	N.C. Central	8 0		
			LAST 10 GAMES										
			37 N	Notre Dame	2 9	84 H	NC State	4 5					
			5 A	Florida St.	1 8	84 H	NC State	8 1					
			5 A	Florida St.	2 3	84 H	NC State	1 2					
			5 A	Florida St.	0 8	11 A	James Madison	5 6					
			128 H	East Carolina	4 1	11 A	James Madison	3 11					

D
u
k
e

Non-Div. I Games:

Duke

[illegible]

Non-Div. I Games:

Rutgers

RPI	S	Opponent	Score	
214	N	Evansville	9	1
261	N	Robert Morris	11	2
261	N	Robert Morris	8	0
273	N	Morgan St.	8	0
276	N	Quinnipiac	9	1

Rutgers

R
u
t
g
e
r
s

R
u
t
g
e
r
s

Average RPI Win:		143	WON-LOST RECORD		WINNING PCT. RANK		LAST 10 GAMES		STRENGTH OF SCHEDULE		OPP. STRENGTH OF SCHEDULE		TEAM RPI		ADJ RPI		CONF. RPI		ADJ CONF. RPI	
DIV. I ONLY			31-27-0		.53448 122		4-6-0		99		46		90		.53312 90		5		5	
DIV. I NON-CONF.			19-13-0		.59375 92		0		127		54		84		.53833 83		5		5	
TOTALS		RPI 1-25		RPI 26-50		W-L RECORDS		RPI 51-100		RPI 101-150		RPI 150+								
31-27-0		2-5-0		2-15-0		OVERALL		1-4-0		12-3-0		14-0-0								
18-8-0		0-1-0		0-2-0		HOME		0-4-0		9-1-0		9-0-0								
9-17-0		2-4-0		2-13-0		AWAY		1-0-0		0-0-0		4-0-0								
4-2-0		0-0-0		0-0-0		NEUTRAL		0-0-0		3-2-0		1-0-0								
19-13-0		0-3-0		1-7-0		NON-CONFERENCE		1-1-0		6-2-0		11-0-0								
10-4-0		0-1-0		0-2-0		HOME		0-1-0		4-0-0		6-0-0								
6-7-0		0-2-0		1-0-		AWAY		1-0-0		0-0-0		4-0-0								
3-2-0		0-0-0		0-0-0		NEUTRAL		0-0-0		2-2-0		1-0-0								
12-14-0		2-2-0		1-8-0		CONFERENCE		0-3-0		6-1-0		3-0-0								
8-4-0		0-0-0		0-0-0		HOME		0-3-0		5-1-0		3-0-0								
3-10-0		2-2-0		1-8-0		AWAY		0-0-0		0-0-0		0-0-0								
1-0-0		0-0-0		0-0-0		NEUTRAL		0-0-0		1-0-0		0-0-0								
RPI	S	Opponent		Score		RPI	S	Opponent		Score		RPI	S	Opponent		Score				
5	A	Florida St.		0	7	27	A	Virginia Tech		1	5	65	A	Troy		5	1			
6	A	Alabama		3	4	27	A	Virginia Tech		10	7	78	H	Jacksonville St.		3	4			
21	A	North Carolina		13	5	27	A	Virginia Tech		4	5	88	H	Duke		2	11			
21	A	North Carolina		1	4	28	A	Mississippi St.		6	4	88	H	Duke		6	8			
21	A	North Carolina		3	2	28	A	Mississippi St.		2	4	88	H	Duke		5	9			
25	A	Georgia		0	7	28	A	Mississippi St.		0	9									
25	H	Georgia		4	16	34	A	Louisville		2	7									
						34	A	Louisville		7	11									
						34	A	Louisville		10	11									
						37	A	Notre Dame		0	16									
						37	A	Notre Dame		4	6									
						37	A	Notre Dame		0	7									
						41	H	Illinois		10	15									
						41	H	Illinois		3	7									
						48	A	Iowa St.		2	7									
						48	A	Iowa St.		2	5									
						48	A	Iowa St.		3	6									
						LAST 10 GAMES														
						5	A	Florida St.		0	7	131	H	Syracuse		9	1			
						116	N	Virginia		8	0	131	H	Syracuse		8	7			
						37	A	Notre Dame		4	6	131	H	Syracuse		5	4			
						37	A	Notre Dame		0	7	34	A	Louisville		10	11			
						37	A	Notre Dame		0	16	34	A	Louisville		2	7			

Non-Div. I Games:

Georgia Tech

RPI	S	Opponent	Score	
228	H	Georgia St.	8	3
269	N	Alcorn	8	4

Georgia Tech

G
e
o
r
g
i
a
T
e
c
h

G
e
o
r
g
i
a
T
e
c
h

Average RPI Win: 181		WON-LOST	WINNING	LAST 10	STRENGTH OF		OPP. STRENGTH	TEAM	ADJ	CONF.	ADJ CONF.
Average RPI Loss: 86		RECORD	PCT. RANK	GAMES	SCHEDULE		OF SCHEDULE	RPI	RPI	RPI	RPI
DIV. I ONLY		35-22-0	.61404	73	6-4-0		116	165	82	.53278	91
DIV. I NON-CONF.		15-14-0	.51724	128	1-2-0		83	179	112	.51785	115
TOTALS		RPI 1-25	RPI 26-50		W-L RECORDS		RPI 51-100		RPI 101-150		RPI 150+
35-22-0		0-2-0	0-0-0		OVERALL		1-15-0		13-3-0		21-2-0
12-4-0		0-1-0	0-0-0		HOME		1-2-0		1-0-0		10-1-0
10-10-0		0-1-0	0-0-0		AWAY		0-6-0		6-2-0		4-1-0
13-8-0		0-0-0	0-0-0		NEUTRAL		0-7-0		6-1-0		7-0-0
15-14-0		0-2-0	0-0-0		NON-CONFERENCE		0-10-0		6-1-0		9-1-0
2-3-0		0-1-0	0-0-0		HOME		0-1-0		0-0-0		2-1-0
3-5-0		0-1-0	0-0-		AWAY		0-4-0		2-0-0		1-0-0
10-6-0		0-0-0	0-0-0		NEUTRAL		0-5-0		4-1-0		6-0-0
20-8-0		0-0-0	0-0-0		CONFERENCE		1-5-0		7-2-0		12-1-0
10-1-0		0-0-0	0-0-0		HOME		1-1-0		1-0-0		8-0-0
7-5-0		0-0-0	0-0-0		AWAY		0-2-0		4-2-0		3-1-0
3-2-0		0-0-0	0-0-0		NEUTRAL		0-2-0		2-0-0		1-0-0
RPI S	Opponent	Score	RPI S	Opponent	Score	RPI S	Opponent	Score	RPI S	Opponent	Score
16 A	Kentucky	2 10				57 H	Western Ky.	5 6	103 A	Austin Peay	3 1
16 H	Kentucky	5 11				59 A	Southeast Mo. St.	7 9	103 A	Austin Peay	3 11
						59 A	Southeast Mo. St.	1 4	103 H	Austin Peay	4 3
						59 N	Southeast Mo. St.	0 6	107 N	South Dakota St.	6 8
						59 N	Southeast Mo. St.	8 11	110 N	Appalachian St.	7 6
						69 N	Marshall	2 5	121 N	Towson	5 0
						69 N	Marshall	4 8	122 A	Belmont	10 2
						70 N	Longwood	2 6	122 A	Belmont	10 1
						70 N	Longwood	1 10	122 N	Belmont	3 1
						71 A	Elon	5 7	129 A	Murray St.	6 7
						78 H	Jacksonville St.	2 9	129 A	Murray St.	5 1
						78 H	Jacksonville St.	10 5	129 N	Murray St.	5 3
						92 N	Purdue	1 3	130 N	Southeastern La.	5 0
						96 A	Chattanooga	0 2	136 N	South Dakota	7 2
						96 A	Chattanooga	1 2	143 A	UNCW	6 2
						96 A	Chattanooga	2 5	143 A	UNCW	2 0
									168 N	Western Ill.	4 3
									178 A	UT Martin	9 3
									178 A	UT Martin	4 3
									185 H	Tennessee Tech	9 4
									185 H	Tennessee Tech	13 3
									187 H	SIUE	6 2
									187 H	SIUE	10 2
									187 N	SIUE	6 2
									198 H	Dayton	0 2
									198 H	Dayton	4 1
									223 H	Eastern Ill.	2 1
LAST 10 GAMES											
92 N	Purdue	1 3	122 N	Belmont	3 1	59 N	Southeast Mo. St.	0 6	187 N	SIUE	6 2
136 N	South Dakota	7 2	129 N	Murray St.	5 3	187 N	SIUE	6 2	198 H	Dayton	0 2
107 N	South Dakota St.	6 8	187 N	SIUE	6 2	223 H	Eastern Ill.	2 1			
59 N	Southeast Mo. St.	8 11	122 A	Belmont	10 1						
103 H	Austin Peay	4 3									

Non-Div. I Games:

Eastern Ky.

RPI	S	Opponent	Score	
223	H	Eastern Ill.	8	2
227	A	Tennessee St.	0	1
227	A	Tennessee St.	2	0
233	N	Youngstown St.	5	2
235	H	Northern Ky.	6	3
239	A	Alabama St.	6	2
252	N	Purdue Fort Wayne	11	1
257	N	Canisius	11	9
257	N	Canisius	12	4
264	N	Presbyterian	18	1
283	H	Morehead St.	4	0
283	H	Morehead St.	8	0

Eastern Ky.

E
a
s
t
e
r
n
K
y
.

E
a
s
t
e
r
n
K
y
.

[illegible]

Non-Div. I Games:

Purdue

RPI	S	Opponent	Score	
204	H	Indiana St.	5	4
204	H	Indiana St.	9	6
225	N	Georgetown	5	2
252	H	Purdue Fort Wayne	5	4
254	N	Yale	5	4
268	N	Wagner	0	1
277	N	Lafayette	11	2
290	N	Savannah St.	5	0
290	N	Savannah St.	10	1

P
u
r
d
u
e

P
u
r
d
u
e

Purdue

Average RPI Win: 184		WON-LOST	WINNING	LAST 10	STRENGTH OF		OPP. STRENGTH	TEAM	ADJ	CONF.	ADJ CONF.
Average RPI Loss: 72		RECORD	PCT. RANK	GAMES	SCHEDULE		OF SCHEDULE	RPI	RPI	RPI	RPI
DIV. I ONLY		33-16-0	.67347	42	6-4-0		213	95	95	.52992	93
DIV. I NON-CONF.		19-9-0	.67857	54	0		243	101	104	.5238	103
TOTALS		RPI 1-25	RPI 26-50		W-L RECORDS		RPI 51-100		RPI 101-150		RPI 150+
33-16-0		0-3-0	0-3-0		OVERALL		5-7-0		4-1-0		24-2-0
25-11-0		0-3-0	0-0-0		HOME		5-6-0		0-0-0		20-2-0
5-4-0		0-0-0	0-3-0		AWAY		0-0-0		2-1-0		3-0-0
3-1-0		0-0-0	0-0-0		NEUTRAL		0-1-0		2-0-0		1-0-0
19-9-0		0-3-0	0-0-0		NON-CONFERENCE		2-4-0		2-0-0		15-2-0
16-8-0		0-3-0	0-0-0		HOME		2-3-0		0-0-0		14-2-0
0-0-0		0-0-0	0-0-		AWAY		0-0-0		0-0-0		0-0-0
3-1-0		0-0-0	0-0-0		NEUTRAL		0-1-0		2-0-0		1-0-0
14-7-0		0-0-0	0-3-0		CONFERENCE		3-3-0		2-1-0		9-0-0
9-3-0		0-0-0	0-0-0		HOME		3-3-0		0-0-0		6-0-0
5-4-0		0-0-0	0-3-0		AWAY		0-0-0		2-1-0		3-0-0
0-0-0		0-0-0	0-0-0		NEUTRAL		0-0-0		0-0-0		0-0-0
RPI S	Opponent	Score	RPI S	Opponent	Score	RPI S	Opponent	Score	RPI S	Opponent	Score
2 H	UCLA	0 7	46 A	Cal St. Fullerton	2 4	53 H	UT Arlington	8 7	108 N	Weber St.	9 0
6 H	Alabama	2 6	46 A	Cal St. Fullerton	0 8	56 N	Seattle U	3 5	134 A	CSUN	2 1
6 H	Alabama	0 9	46 A	Cal St. Fullerton	8 9	63 H	Fresno St.	7 6	134 A	CSUN	4 3
						66 H	California	0 14	134 A	CSUN	1 3
						68 H	UC Davis	1 5	137 N	Fordham	16 12
						68 H	UC Davis	2 1	157 H	UC Riverside	9 1
						68 H	UC Davis	3 7	157 H	UC Riverside	2 0
						77 H	DePaul	3 4	157 H	UC Riverside	4 1
						80 H	Long Beach St.	2 5	163 H	New Mexico	2 3
						80 H	Long Beach St.	4 1	163 H	New Mexico	3 2
						80 H	Long Beach St.	11 3	163 H	New Mexico	2 1
						100 H	Utah	2 3	174 N	UTEP	12 2
									187 H	SIUE	5 3
									187 H	SIUE	5 0
									187 H	SIUE	5 8
									190 A	Cal Poly	4 0
									190 A	Cal Poly	12 0
									190 A	Cal Poly	6 1
									228 H	Georgia St.	8 0
									237 H	Saint Mary's (CA)	8 0
									238 H	UC Santa Barbara	3 1
									238 H	UC Santa Barbara	5 2
									238 H	UC Santa Barbara	4 1
									257 H	Canisius	7 2
									257 H	Canisius	9 6
									257 H	Canisius	4 1
									257 H	Canisius	4 1
									266 H	Niagara	3 1
			LAST 10 GAMES								
			68 H	UC Davis	1 5	134 A	CSUN	2 1	238 H	UC Santa Barbara	4 1
			68 H	UC Davis	3 7	157 H	UC Riverside	4 1	257 H	Canisius	7 2
			68 H	UC Davis	2 1	157 H	UC Riverside	9 1	257 H	Canisius	9 6
			134 A	CSUN	4 3	157 H	UC Riverside	2 0	257 H	Canisius	4 1
			134 A	CSUN	1 3	46 A	Cal St. Fullerton	0 8	266 H	Niagara	3 1

Non-Div. I Games:

Hawaii

RPI	S	Opponent	Score	
266	H	Niagara	3	0
266	H	Niagara	1	0
266	H	Niagara	3	0
291	H	St. Bonaventure	11	2

Hawaii

H
a
w
a
i
i

H
a
w
a
i
i

RPI	S	Opponent	Score
252	N	Purdue Fort Wayne	2 8

[illegible]

Non-Div. I Games:

Nevada

Average RPI Win:	177	WON-LOST RECORD	WINNING PCT. RANK	LAST 10 GAMES	STRENGTH OF SCHEDULE	OPP. STRENGTH OF SCHEDULE	TEAM RPI	ADJ RPI	CONF. RPI	ADJ CONF. RPI		
DIV. I ONLY		37-17-0	.68519	39	6-4-0	214	149	98	.52718	96	15	14
DIV. I NON-CONF.		22-9-0	.70968	41	0-2-0	210	176	83	.53615	85	15	15
<hr/>												
TOTALS	RPI 1-25	RPI 26-50		W-L RECORDS		RPI 51-100		RPI 101-150		RPI 150+		
37-17-0	0-1-0	0-1-0		OVERALL		6-6-0		5-0-0		26-9-0		
15-5-0	0-0-0	0-0-0		HOME		4-3-0		0-0-0		11-2-0		
8-4-0	0-1-0	0-0-0		AWAY		0-0-0		1-0-0		7-3-0		
14-8-0	0-0-0	0-1-0		NEUTRAL		2-3-0		4-0-0		8-4-0		
22-9-0	0-1-0	0-1-0		NON-CONFERENCE		4-2-0		5-0-0		13-5-0		
7-1-0	0-0-0	0-0-0		HOME		3-0-0		0-0-0		4-1-0		
2-1-0	0-1-0	0-0-		AWAY		0-0-0		1-0-0		1-0-0		
13-7-0	0-0-0	0-1-0		NEUTRAL		1-2-0		4-0-0		8-4-0		
15-8-0	0-0-0	0-0-0		CONFERENCE		2-4-0		0-0-0		13-4-0		
8-4-0	0-0-0	0-0-0		HOME		1-3-0		0-0-0		7-1-0		
6-3-0	0-0-0	0-0-0		AWAY		0-0-0		0-0-0		6-3-0		
1-1-0	0-0-0	0-0-0		NEUTRAL		1-1-0		0-0-0		0-0-0		
<hr/>												
RPI S	Opponent	Score		RPI S	Opponent	Score		RPI S	Opponent	Score		
15 A	Ole Miss	0	12	47 N	North Dakota St.	1	5	51 N	UCF	1	4	
								59 N	Southeast Mo. St.	1	2	
								61 N	Wichita St.	3	2	
								73 H	UNC Greensboro	0	2	
								73 H	UNC Greensboro	10	1	
								73 H	UNC Greensboro	3	4	
								73 H	UNC Greensboro	2	3	
								73 N	UNC Greensboro	3	4	
								73 N	UNC Greensboro	3	1	
								91 H	Eastern Ky.	2	1	
								91 H	Eastern Ky.	2	0	
								91 H	Eastern Ky.	5	2	
								102 N	Ohio	6	3	
								113 N	St. John's (NY)	11	4	
								120 N	LIU Brooklyn	8	1	
								122 A	Belmont	8	1	
								133 N	Villanova	2	1	
								151 H	Samford	3	4	
								151 H	Samford	6	0	
								151 H	Samford	2	1	
								159 N	Boston College	6	9	
								164 A	Kennesaw St.	15	4	
								164 H	Kennesaw St.	0	7	
								171 A	Mercer	1	2	
								171 A	Mercer	4	2	
								171 A	Mercer	4	2	
								177 N	Seton Hall	2	8	
								177 N	Seton Hall	6	7	
								182 N	Western Mich.	2	1	
								184 A	ETSU	8	1	
								184 A	ETSU	3	4	
								184 A	ETSU	9	0	
								185 H	Tennessee Tech	10	2	
								188 N	Florida A&M	4	5	
								198 H	Dayton	8	0	
								199 A	Furman	3	2	
								199 A	Furman	9	0	
								199 A	Furman	0	2	
								199 H	Furman	9	5	
	</											

Non-Div. I Games:

Chattanooga

RPI	S	Opponent	Score	
204	H	Indiana St.	6	5
216	H	Western Caro.	2	1
216	H	Western Caro.	6	5
216	H	Western Caro.	3	0
216	H	Western Caro.	6	0
223	N	Eastern Ill.	9	1
223	N	Eastern Ill.	2	1
258	N	Buffalo	11	6
264	H	Presbyterian	6	3
267	N	Central Conn. St.	5	4
270	N	Holy Cross	1	0
283	N	Morehead St.	6	2
283	N	Morehead St.	10	2

Chattanooga

C
h
a
t
t
a
n
o
o
g
a

C
h
a
t
t
a
n
o
o
g
a

Average RPI Win:		202	WON-LOST		WINNING		LAST 10		STRENGTH OF		OPP. STRENGTH		TEAM	ADJ		CONF.	ADJ CONF.	
Average RPI Loss:		81	RECORD		PCT. RANK		GAMES		SCHEDULE		OF SCHEDULE		RPI	RPI		RPI	RPI	
DIV. I ONLY			37-20-0		.64912	57	7-3-0		165		162		93	.52688		97	24	24
DIV. I NON-CONF.			19-18-0		.51351	133	1-2-0		119		123		120	.50993		123	23	24
TOTALS		RPI 1-25		RPI 26-50		W-L RECORDS		RPI 51-100		RPI 101-150		RPI 150+						
37-20-0		0-3-0		0-5-0		OVERALL		1-6-0		9-3-0		27-3-0						
18-0-0		0-0-0		0-0-0		HOME		0-0-0		5-0-0		13-0-0						
7-10-0		0-1-0		0-3-0		AWAY		0-3-0		2-1-0		5-2-0						
12-10-0		0-2-0		0-2-0		NEUTRAL		1-3-0		2-2-0		9-1-0						
19-18-0		0-3-0		0-5-0		NON-CONFERENCE		1-6-0		5-2-0		13-2-0						
6-0-0		0-0-0		0-0-0		HOME		0-0-0		3-0-0		3-0-0						
1-8-0		0-1-0		0-0-		AWAY		0-3-0		0-0-0		1-1-0						
12-10-0		0-2-0		0-2-0		NEUTRAL		1-3-0		2-2-0		9-1-0						
18-2-0		0-0-0		0-0-0		CONFERENCE		0-0-0		4-1-0		14-1-0						
12-0-0		0-0-0		0-0-0		HOME		0-0-0		2-0-0		10-0-0						
6-2-0		0-0-0		0-0-0		AWAY		0-0-0		2-1-0		4-1-0						
0-0-0		0-0-0		0-0-0		NEUTRAL		0-0-0		0-0-0		0-0-0						
RPI	S	Opponent		Score		RPI	S	Opponent		Score		RPI	S	Opponent		Score		
2	N	UCLA		0	12	31	N	Stanford		2	13	55	N	Liberty		0	5	
10	A	Florida		0	3	33	A	Arkansas		2	4	67	A	LMU (CA)		1	2	
17	N	Tennessee		0	4	33	A	Arkansas		7	12	67	A	LMU (CA)		2	3	
						46	A	Cal St. Fullerton		1	3	76	A	Coastal Caro.		0	6	
						48	N	Iowa St.		0	1	77	N	DePaul		2	4	
												80	N	Long Beach St.		0	9	
												99	N	San Diego St.		6	0	

Non-Div. I Games:

Boston U.

RPI	S	Opponent	Score	
231	N	Siena	5	1
232	H	Dartmouth	9	1
240	N	Iona	0	1
259	H	Rhode Island	4	1
261	N	Robert Morris	4	0
270	H	Holy Cross	2	0
270	H	Holy Cross	7	1
270	H	Holy Cross	3	0
272	N	Omaha	6	1
277	A	Lafayette	7	0
277	A	Lafayette	14	1
277	A	Lafayette	4	0
279	A	Brown	6	0
287	N	Rider	8	0
287	N	Rider	8	2

Average RPI Win:		159	WON-LOST RECORD		WINNING PCT. RANK		LAST 10 GAMES		STRENGTH OF SCHEDULE		OPP. STRENGTH OF SCHEDULE		TEAM RPI		ADJ RPI		CONF. RPI		ADJ CONF. RPI				
DIV. I ONLY			30-22-0		.57692 94		4-6-0		139		100		103		.52617 98		11		10				
DIV. I NON-CONF.			17-10-0		.62963 72		2-1-0		160		134		89		.53458 90		9		9				
TOTALS		RPI 1-25		RPI 26-50		W-L RECORDS		RPI 51-100		RPI 101-150		RPI 150+											
30-22-0		0-3-0		1-2-0		OVERALL		7-9-0		3-5-0		19-3-0											
16-7-0		0-0-0		1-2-0		HOME		2-2-0		1-3-0		12-0-0											
11-12-0		0-3-0		0-0-0		AWAY		3-6-0		2-2-0		6-1-0											
3-3-0		0-0-0		0-0-0		NEUTRAL		2-1-0		0-0-0		1-2-0											
17-10-0		0-3-0		0-0-0		NON-CONFERENCE		5-5-0		1-1-0		11-1-0											
10-1-0		0-0-0		0-0-0		HOME		1-0-0		0-1-0		9-0-0											
4-7-0		0-3-0		0-0-		AWAY		2-4-0		1-0-0		1-0-0											
3-2-0		0-0-0		0-0-0		NEUTRAL		2-1-0		0-0-0		1-1-0											
13-12-0		0-0-0		1-2-0		CONFERENCE		2-4-0		2-4-0		8-2-0											
6-6-0		0-0-0		1-2-0		HOME		1-2-0		1-2-0		3-0-0											
7-5-0		0-0-0		0-0-0		AWAY		1-2-0		1-2-0		5-1-0											
0-1-0		0-0-0		0-0-0		NEUTRAL		0-0-0		0-0-0		0-1-0											
RPI	S	Opponent		Score		RPI	S	Opponent		Score		RPI	S	Opponent		Score							
6	A	Alabama		2	3	44	H	Louisiana Tech		5	3	53	N	UT Arlington		5	3	119	A	FIU		6	8
6	A	Alabama		1	3	44	H	Louisiana Tech		1	8	54	A	North Texas		7	3	119	A	FIU		4	2
15	A	Ole Miss		0	3	44	H	Louisiana Tech		1	4	54	A	North Texas		3	4	119	A	FIU		3	6
												54	A	North Texas		5	7	146	A	South Alabama		2	0
												58	A	Baylor		1	3	146	H	South Alabama		0	4
												58	A	Baylor		3	4	147	H	Fla. Atlantic		2	0
												62	N	Sam Houston St.		2	3	147	H	Fla. Atlantic		3	5
												62	N	Sam Houston St.		2	1	147	H	Fla. Atlantic		1	3
												69	H	Marshall		5	0	154	A	UAB		7	4
												69	H	Marshall		3	6	154	A	UAB		2	0
												69	H	Marshall		1	6	154	A	UAB		4	0
												78	A	Jacksonville St.		4	5	165	N	Michigan St.		5	2
												78	A	Jacksonville St.		10	4	166	H	UTSA		8	2
												82	A	Nicholls St.		1	4	166	H	UTSA		3	0
												82	H	Nicholls St.		7	1	166	H	UTSA		4	1
												85	A	McNeese		10	4	166	N	UTSA		2	4
																		169	N	Saint Francis (PA)		0	1
																		174	A	UTEP		6	7
																		174	A	UTEP		11	3
																		174	A	UTEP		13	2
																		181	H	Houston Baptist		9	1
																		181	H	Houston Baptist		9	0
																		185	H	Tennessee Tech		8	6
																		196	H	Central Ark.		12	4
																		239	A	Alabama St.		5	0
																		269	H	Alcorn		7	2
																		269	H	Alcorn		7	0
						LAST 10 GAMES																	
						166	N	UTSA		2	4	119	A	FIU		4	2	185	H	Tennessee Tech		8	6
						44	H	Louisiana Tech		1	8	119	A	FIU		3	6	196	H	Central Ark.		12	4
						44	H	Louisiana Tech		1	4	15	A	Ole Miss		0	3	239	A	Alabama St.		5	0
						44	H	Louisiana Tech		5	3	85	A	McNeese		10	4	269	H	Alcorn		7	2
						119	A	FIU		6	8	82	H	Nicholls St.		7	1	269	H	Alcorn		7	0

Non-Div. I Games:

Southern Miss.

RPI	S	Opponent	Score	
275	H	Mississippi Val.	4	2
278	H	Jackson St.	9	1
295	H	Southern U.	11	0

Southern Miss.

S
o
u
t
h
e
r
n
M
i
s
s
s
.

S
o
u
t
h
e
r
n
M
i
s
s
s
.

Average RPI Win:		124	WON-LOST RECORD		WINNING PCT. RANK	LAST 10 GAMES		STRENGTH OF SCHEDULE		OPP. STRENGTH OF SCHEDULE	TEAM RPI	ADJ RPI	CONF. RPI	ADJ CONF. RPI
Average RPI Loss:		79	25-26-0		.4902 154	6-4-0		55		61	94	.52614 99	7	7
DIV. I ONLY			13-14-0		.48148 150	1-0-0		114		76	123	.50613 126	7	7
DIV. I NON-CONF.														
TOTALS		RPI 1-25	RPI 26-50		W-L RECORDS		RPI 51-100		RPI 101-150		RPI 150+			
25-26-0		0-3-0	4-9-0		OVERALL		6-7-0		6-2-0		9-5-0			
13-9-0		0-0-0	2-4-0		HOME		3-2-0		4-1-0		4-2-0			
6-11-0		0-0-0	2-5-0		AWAY		3-3-0		0-0-0		1-3-0			
6-6-0		0-3-0	0-0-0		NEUTRAL		0-2-0		2-1-0		4-0-0			
13-14-0		0-3-0	0-1-0		NON-CONFERENCE		1-6-0		6-2-0		6-2-0			
6-4-0		0-0-0	0-0-0		HOME		0-2-0		4-1-0		2-1-0			
1-4-0		0-0-0	0-0-0		AWAY		1-2-0		0-0-0		0-1-0			
6-6-0		0-3-0	0-0-0		NEUTRAL		0-2-0		2-1-0		4-0-0			
12-12-0		0-0-0	4-8-0		CONFERENCE		5-1-0		0-0-0		3-3-0			
7-5-0		0-0-0	2-4-0		HOME		3-0-0		0-0-0		2-1-0			
5-7-0		0-0-0	2-4-0		AWAY		2-1-0		0-0-0		1-2-0			
0-0-0		0-0-0	0-0-0		NEUTRAL		0-0-0		0-0-0		0-0-0			
RPI S	Opponent	Score	RPI S	Opponent	Score	RPI S	Opponent	Score	RPI S	Opponent	Score	RPI S	Opponent	Score
1 N	Oklahoma	0 9	35 A	Boise St.	5 2	55 N	Liberty	0 8	101 N	Nebraska	4 0			
9 N	Oklahoma St.	5 15	35 A	Boise St.	1 16	63 H	Fresno St.	3 1	102 N	Ohio	1 5			
19 N	Texas Tech	0 7	35 A	Boise St.	0 7	63 H	Fresno St.	1 0	105 H	BYU	2 1			
			38 A	Colorado St.	0 9	63 H	Fresno St.	4 2	108 H	Weber St.	4 6			
			38 A	Colorado St.	3 4	67 A	LMU (CA)	1 2	118 H	Northern Ill.	7 5			
			38 A	Colorado St.	5 4	74 A	Grand Canyon	0 9	125 H	UIC	13 8			
			45 H	UNLV	2 7	74 H	Grand Canyon	0 8	126 H	Middle Tenn.	2 1			
			45 H	UNLV	4 5	80 A	Long Beach St.	4 1	131 N	Syracuse	9 8			
			45 H	UNLV	3 4	83 H	FGCU	0 9	157 H	UC Riverside	0 6			
			46 A	Cal St. Fullerton	1 5	95 A	Nevada	10 2	161 A	Utah St.	6 7			
			49 H	San Jose St.	3 0	95 A	Nevada	3 2	161 A	Utah St.	2 1			
			49 H	San Jose St.	3 2	95 A	Nevada	2 7	161 A	Utah St.	3 4			
			49 H	San Jose St.	2 6	97 N	Boston U.	0 6	163 H	New Mexico	4 3			
									163 H	New Mexico	9 8			
									163 H	New Mexico	1 3			
									190 N	Cal Poly	8 2			
									192 N	Charlotte	9 1			
									192 N	Charlotte	5 4			
									202 H	California Baptist	2 1			
									238 H	UC Santa Barbara	1 0			
									241 A	San Diego	4 5			
									261 N	Robert Morris	6 1			
LAST 10 GAMES														
			161 A	Utah St.	2 1	63 H	Fresno St.	1 0						
			161 A	Utah St.	6 7	38 A	Colorado St.	3 4						
			161 A	Utah St.	3 4	38 A	Colorado St.	5 4						
			63 H	Fresno St.	4 2	38 A	Colorado St.	0 9						
			63 H	Fresno St.	3 1	202 H	California Baptist	2 1						

Non-Div. I Games:

San Diego St.

Average RPI Win: 127		WON-LOST	WINNING	LAST 10	STRENGTH OF	OPP. STRENGTH	TEAM	ADJ	CONF.	ADJ CONF.				
Average RPI Loss: 41		RECORD	PCT. RANK	GAMES	SCHEDULE	OF SCHEDULE	RPI	RPI	RPI	RPI				
DIV. I ONLY		19-35-0	.35185	228	4-6-0	19	20	95	.52602	100	2	3		
DIV. I NON-CONF.		12-18-0	.4	200	1-0-0	55	47	125	.50585	127	2	3		
<hr/>														
TOTALS		RPI 1-25		RPI 26-50		W-L RECORDS		RPI 51-100		RPI 101-150		RPI 150+		
19-35-0		1-18-0		2-9-0		OVERALL		6-4-0		5-2-0		5-2-0		
5-11-0		1-7-0		0-0-0		HOME		4-2-0		0-1-0		0-1-0		
4-12-0		0-6-0		2-4-0		AWAY		1-1-0		1-1-0		0-0-0		
10-12-0		0-5-0		0-5-0		NEUTRAL		1-1-0		4-0-0		5-1-0		
12-18-0		0-7-0		0-5-0		NON-CONFERENCE		2-2-0		5-2-0		5-2-0		
0-4-0		0-2-0		0-0-0		HOME		0-0-0		0-1-0		0-1-0		
2-2-0		0-0-0		0-0-		AWAY		1-1-0		1-1-0		0-0-0		
10-12-0		0-5-0		0-5-0		NEUTRAL		1-1-0		4-0-0		5-1-0		
7-17-0		1-11-0		2-4-0		CONFERENCE		4-2-0		0-0-0		0-0-0		
5-7-0		1-5-0		0-0-0		HOME		4-2-0		0-0-0		0-0-0		
2-10-0		0-6-0		2-4-0		AWAY		0-0-0		0-0-0		0-0-0		
0-0-0		0-0-0		0-0-0		NEUTRAL		0-0-0		0-0-0		0-0-0		
RPI	S	Opponent	Score		RPI	S	Opponent	Score		RPI	S	Opponent	Score	
1	H	Oklahoma	3	13	26	N	Missouri	0	9	60	H	Oregon	4	9
1	H	Oklahoma	2	11	31	A	Stanford	2	1	60	H	Oregon	4	3
2	A	UCLA	1	9	31	A	Stanford	2	6	60	H	Oregon	11	3
2	A	UCLA	0	10	31	A	Stanford	3	6	66	H	California	5	4
2	A	UCLA	0	3	38	N	Colorado St.	1	6	66	H	California	7	8
3	H	Washington	5	4	39	N	Ohio St.	0	2	66	H	California	7	3
3	H	Washington	2	11	39	N	Ohio St.	2	10	74	A	Grand Canyon	6	8
3	H	Washington	0	13	42	A	Oregon St.	2	4	86	N	Bradley	2	1
4	H	Arizona	1	22	42	A	Oregon St.	1	2	88	N	Duke	3	4
4	H	Arizona	2	13	42	A	Oregon St.	6	2	93	A	Hawaii	3	2
4	H	Arizona	0	13	48	N	Iowa St.	4	7					
9	N	Oklahoma St.	1	8										
12	N	Northwestern	0	10										
16	N	Kentucky	2	13										
17	N	Tennessee	1	10										
21	N	North Carolina	2	7										
24	A	Arizona St.	17	18										
24	A	Arizona St.	4	14										
24	A	Arizona St.	0	13										
					LAST 10 GAMES									
					42 A Oregon St.					60 H Oregon				
					42 A Oregon St.					105 A BYU				
					42 A Oregon St.					2 A UCLA				
					60 H Oregon					2 A UCLA				
					60 H Oregon					2 A UCLA				

Non-Div. I Games:

Utah

Average RPI Win:		127	WON-LOST RECORD		WINNING PCT. RANK		LAST 10 GAMES		STRENGTH OF SCHEDULE		OPP. STRENGTH OF SCHEDULE		TEAM RPI		ADJ RPI		CONF. RPI		ADJ CONF. RPI				
Average RPI Loss:		45																					
DIV. I ONLY			21-31-0		.40385 196		6-4-0		33		34		100		.52505 101		4		4				
DIV. I NON-CONF.			12-16-0		.42857 181		1-0-0		91		42		131		.50334 132		4		4				
TOTALS		RPI 1-25		RPI 26-50		W-L RECORDS		RPI 51-100		RPI 101-150		RPI 150+											
21-31-0		0-15-0		3-7-0		OVERALL		4-5-0		7-3-0		7-1-0											
7-9-0		0-8-0		2-1-0		HOME		0-0-0		5-0-0		0-0-0											
6-14-0		0-3-0		1-3-0		AWAY		4-4-0		1-3-0		0-1-0											
8-8-0		0-4-0		0-3-0		NEUTRAL		0-1-0		1-0-0		7-0-0											
12-16-0		0-6-0		0-3-0		NON-CONFERENCE		2-4-0		3-2-0		7-1-0											
2-2-0		0-2-0		0-0-0		HOME		0-0-0		2-0-0		0-0-0											
2-7-0		0-0-0		0-0-		AWAY		2-3-0		0-2-0		0-1-0											
8-7-0		0-4-0		0-2-0		NEUTRAL		0-1-0		1-0-0		7-0-0											
9-15-0		0-9-0		3-4-0		CONFERENCE		2-1-0		4-1-0		0-0-0											
5-7-0		0-6-0		2-1-0		HOME		0-0-0		3-0-0		0-0-0											
4-7-0		0-3-0		1-2-0		AWAY		2-1-0		1-1-0		0-0-0											
0-1-0		0-0-0		0-1-0		NEUTRAL		0-0-0		0-0-0		0-0-0											
RPI	S	Opponent		Score		RPI	S	Opponent		Score		RPI	S	Opponent		Score		RPI	S	Opponent		Score	
2	N	UCLA		1	9	29	A	Wisconsin		4	5	61	A	Wichita St.		5	7	105	N	BYU		5	4
7	H	Minnesota		0	3	29	A	Wisconsin		5	3	61	A	Wichita St.		2	6	107	H	South Dakota St.		14	3
7	H	Minnesota		3	8	29	A	Wisconsin		2	4	61	A	Wichita St.		1	10	111	A	Iowa		1	3
7	H	Minnesota		3	9	30	N	Tulsa		0	6	84	A	NC State		6	0	111	A	Iowa		7	5
12	H	Northwestern		0	4	30	N	Tulsa		5	6	84	A	NC State		7	2	123	H	Maryland		14	0
12	H	Northwestern		0	8	38	A	Colorado St.		9	12	92	A	Purdue		4	9	123	H	Maryland		11	2
12	H	Northwestern		2	8	41	H	Illinois		5	4	92	A	Purdue		9	4	123	H	Maryland		9	1
14	A	Michigan		0	12	41	H	Illinois		3	2	92	A	Purdue		7	5	136	H	South Dakota		9	2
14	A	Michigan		2	7	41	H	Illinois		8	11	99	N	San Diego St.		0	4	148	A	Kansas		0	2
14	A	Michigan		0	8	41	N	Illinois		4	6							148	A	Kansas		0	1
19	N	Texas Tech		10	15													176	A	Creighton		1	9
19	N	Texas Tech		1	4													179	N	Lamar University		6	4
22	H	Drake		1	7													179	N	Lamar University		14	2
22	H	Drake		0	14													180	N	Pittsburgh		16	2
24	N	Arizona St.		5	6													180	N	Pittsburgh		14	1
																		197	N	Idaho St.		10	4
																		197	N	Idaho St.		5	0
																		272	N	Omaha		4	3
LAST 10 GAMES																							
						41	N	Illinois		4	6	123	H	Maryland		14	0						
						29	A	Wisconsin		2	4	123	H	Maryland		11	2						
						29	A	Wisconsin		4	5	111	A	Iowa		1	3						
						29	A	Wisconsin		5	3	111	A	Iowa		7	5						
						123	H	Maryland		9	1	136	H	South Dakota		9	2						

Non-Div. I Games:

Nebraska

Average RPI Win:	176	WON-LOST RECORD	WINNING PCT. RANK	LAST 10 GAMES	STRENGTH OF SCHEDULE	OPP. STRENGTH OF SCHEDULE	TEAM RPI	ADJ RPI	CONF. RPI	ADJ CONF. RPI		
DIV. I ONLY		34-21-0	.61818	71	6-4-0	183	121	105	.52448	102	14	15
DIV. I NON-CONF.		19-11-0	.63333	70	0	180	91	90	.53454	91	16	16
<hr/>												
TOTALS	RPI 1-25	RPI 26-50		W-L RECORDS		RPI 51-100		RPI 101-150		RPI 150+		
34-21-0	0-1-0	1-3-0		OVERALL		6-9-0		4-4-0		23-4-0		
7-4-0	0-0-0	0-0-0		HOME		0-3-0		2-1-0		5-0-0		
12-11-0	0-1-0	0-3-0		AWAY		3-4-0		0-0-0		9-3-0		
15-6-0	0-0-0	1-0-0		NEUTRAL		3-2-0		2-3-0		9-1-0		
<hr/>												
19-11-0	0-1-0	1-3-0		NON-CONFERENCE		4-5-0		0-1-0		14-1-0		
2-0-0	0-0-0	0-0-0		HOME		0-0-0		0-0-0		2-0-0		
5-7-0	0-1-0	0-0-		AWAY		2-3-0		0-0-0		3-0-0		
12-4-0	0-0-0	1-0-0		NEUTRAL		2-2-0		0-1-0		9-1-0		
<hr/>												
15-10-0	0-0-0	0-0-0		CONFERENCE		2-4-0		4-3-0		9-3-0		
5-4-0	0-0-0	0-0-0		HOME		0-3-0		2-1-0		3-0-0		
7-4-0	0-0-0	0-0-0		AWAY		1-1-0		0-0-0		6-3-0		
3-2-0	0-0-0	0-0-0		NEUTRAL		1-0-0		2-2-0		0-0-0		
<hr/>												
RPI S	Opponent	Score	RPI S	Opponent	Score	RPI S	Opponent	Score	RPI S	Opponent	Score	
23 A	South Carolina	2 4	28 N	Mississippi St.	5 4	52 A	Indiana	4 6	105 N	BYU	2 3	
			39 A	Ohio St.	3 4	52 A	Indiana	4 1	117 N	Toledo	2 9	
			43 A	Southern Ill.	0 3	55 N	Liberty	1 0	117 N	Toledo	7 1	
			43 A	Southern Ill.	1 2	69 A	Marshall	0 8	117 N	Toledo	5 6	
						73 N	UNC Greensboro	3 4	118 H	Northern Ill.	4 5	
						75 A	Kent St.	1 2	118 H	Northern Ill.	11 3	
						75 A	Kent St.	10 2	118 H	Northern Ill.	8 4	
						75 H	Kent St.	0 1	124 N	Ball St.	3 2	
						79 H	Miami (OH)	1 6	152 N	Campbell	9 6	
						79 H	Miami (OH)	0 9	152 N	Campbell	4 3	
						79 N	Miami (OH)	7 3	156 A	Central Mich.	3 7	
						80 A	Long Beach St.	5 1	156 A	Central Mich.	4 7	
						88 A	Duke	1 2	156 A	Central Mich.	3 6	
						96 N	Chattanooga	3 6	164 A	Kennesaw St.	7 2	
						99 N	San Diego St.	5 1	169 N	Saint Francis (PA)	17 6	
									169 N	Saint Francis (PA)	18 19	
									180 A	Pittsburgh	11 9	
									192 A	Charlotte	8 6	
									203 H	Bowling Green	8 7	
									203 H	Bowling Green	7 2	
									203 H	Bowling Green	15 10	
			LAST 10 GAMES						209 N	Charleston So.	4 3	
			117 N	Toledo	2 9	258 A	Buffalo	4 0	209 N	Charleston So.	8 5	
			117 N	Toledo	5 6	258 A	Buffalo	3 1	214 H	Evansville	5 0	
			79 N	Miami (OH)	7 3	258 A	Buffalo	2 0	223 N	Eastern Ill.	4 1	
			117 N	Toledo	7 1	79 H	Miami (OH)	1 6	223 N	Eastern Ill.	9 8	
			124 N	Ball St.	3 2	79 H	Miami (OH)	0 9	235 H	Northern Ky.	3 1	

Non-Div. I Games:

Ohio

RPI	S	Opponent	Score	
258	A	Buffalo	4	0
258	A	Buffalo	2	0
258	A	Buffalo	3	1
260	A	Akron	9	1
260	A	Akron	9	4
260	A	Akron	13	5
261	N	Robert Morris	8	1
283	N	Morehead St.	6	1

[illegible]

Non-Div. I Games:

Austin Peay

RPI	S	Opponent	Score	
223	A	Eastern Ill.	1	4
223	A	Eastern Ill.	9	0
227	H	Tennessee St.	4	1
227	H	Tennessee St.	9	1
248	N	Wright St.	8	3
278	N	Jackson St.	12	2
278	N	Jackson St.	1	0
283	H	Morehead St.	10	2
283	H	Morehead St.	10	0

A
u
s
t
i
n
P
e
a
y

A
u
s
t
i
n
P
e
a
y

Austin Peay

Average RPI Win: 169		WON-LOST	WINNING	LAST 10	STRENGTH OF		OPP. STRENGTH	TEAM	ADJ	CONF.	ADJ CONF.
Average RPI Loss: 89		RECORD	PCT. RANK	GAMES	SCHEDULE		OF SCHEDULE	RPI	RPI	RPI	RPI
DIV. I ONLY		30-24-0	.55556	105	7-3-0		102	113	99	.52386	104
DIV. I NON-CONF.		18-10-0	.64286	65	0-1-0		152	158	85	.53276	93
TOTALS		RPI 1-25	RPI 26-50		W-L RECORDS		RPI 51-100		RPI 101-150		RPI 150+
30-24-0		0-3-0	1-4-0		OVERALL		4-9-0		7-3-0		18-5-0
12-12-0		0-0-0	0-0-0		HOME		1-6-0		2-2-0		9-4-0
8-6-0		0-2-0	1-2-0		AWAY		2-1-0		2-1-0		3-0-0
10-6-0		0-1-0	0-2-0		NEUTRAL		1-2-0		3-0-0		6-1-0
18-10-0		0-3-0	0-1-0		NON-CONFERENCE		1-3-0		4-2-0		13-1-0
10-3-0		0-0-0	0-0-0		HOME		1-1-0		2-2-0		7-0-0
0-3-0		0-2-0	0-0-		AWAY		0-1-0		0-0-0		0-0-0
8-4-0		0-1-0	0-1-0		NEUTRAL		0-1-0		2-0-0		6-1-0
12-14-0		0-0-0	1-3-0		CONFERENCE		3-6-0		3-1-0		5-4-0
2-9-0		0-0-0	0-0-0		HOME		0-5-0		0-0-0		2-4-0
8-3-0		0-0-0	1-2-0		AWAY		2-0-0		2-1-0		3-0-0
2-2-0		0-0-0	0-1-0		NEUTRAL		1-1-0		1-0-0		0-0-0
RPI S	Opponent	Score	RPI S	Opponent	Score	RPI S	Opponent	Score	RPI S	Opponent	Score
5 A	Florida St.	1 9	39 N	Ohio St.	0 3	51 A	UCF	2 6	107 H	South Dakota St.	10 8
7 N	Minnesota	0 13	40 A	Lipscomb	8 6	55 H	Liberty	1 3	109 A	North Ala.	10 7
10 A	Florida	1 3	40 A	Lipscomb	1 3	55 H	Liberty	1 5	109 A	North Ala.	1 3
			40 A	Lipscomb	0 13	55 H	Liberty	1 4	109 A	North Ala.	3 1
			40 N	Lipscomb	2 8	55 N	Liberty	0 4	109 N	North Ala.	5 2
						55 N	Liberty	3 1	124 H	Ball St.	2 8
						83 A	FGCU	3 2	127 N	Monmouth	8 0
						83 A	FGCU	5 3	140 N	Albany (NY)	4 1
						83 H	FGCU	3 4	143 H	UNCW	2 8
						83 H	FGCU	3 6	145 H	Col. of Charleston	5 1
						92 N	Purdue	2 5	164 H	Kennesaw St.	1 3
						94 H	UNI	0 7	164 H	Kennesaw St.	2 0
						94 H	UNI	8 7	164 H	Kennesaw St.	1 3
									173 H	Ga. Southern	4 0
									188 H	Florida A&M	6 1
									189 H	Colgate	7 1
									194 H	Jacksonville	3 2
									194 H	Jacksonville	1 2
									194 H	Jacksonville	1 2
									195 A	Stetson	5 0
									195 A	Stetson	3 0
									195 A	Stetson	8 0
									209 H	Charleston So.	11 3
									211 N	Army West Point	3 0
									224 N	Butler	2 1
									225 H	Georgetown	5 0
									225 N	Georgetown	10 1
			LAST 10 GAMES			83 A	FGCU	3 2			
			40 N	Lipscomb	2 8	195 A	Stetson	5 0			
			55 N	Liberty	3 1	195 A	Stetson	3 0			
			109 N	North Ala.	5 2	195 A	Stetson	8 0			
			83 A	FGCU	5 3	51 A	UCF	2 6			
			55 N	Liberty	0 4						

Non-Div. I Games:

North Florida

RPI	S	Opponent	Score	
231	N	Siena	1	4
245	N	Princeton	9	1
246	N	Manhattan	9	1
258	N	Buffalo	7	1
264	H	Presbyterian	2	1
270	H	Holy Cross	3	1

N
o
r
t
h
F
l
o
r
i
d
a

N
o
r
t
h
F
l
o
r
i
d
a

North Florida

BYU

Tie, Loss, Non-Conf, S Site, H Home, A Away, N Neutral Page 158

Average RPI Win: 168		WON-LOST RECORD		WINNING PCT. RANK		LAST 10 GAMES		STRENGTH OF SCHEDULE		OPP. STRENGTH OF SCHEDULE		TEAM RPI		ADJ RPI		CONF. RPI		ADJ CONF. RPI	
DIV. I ONLY		36-23-0		.61017 75		4-6-0		195		109		110		.52316 106		20		19	
DIV. I NON-CONF.		17-11-0		.60714 87		1-1-0		116		60		73		.54738 65		14		14	
TOTALS		RPI 1-25		RPI 26-50		W-L RECORDS		RPI 51-100		RPI 101-150		RPI 150+							
36-23-0		0-4-0		2-2-0		OVERALL		5-7-0		10-6-0		19-4-0							
12-5-0		0-0-0		0-0-0		HOME		2-3-0		4-0-0		6-2-0							
15-14-0		0-4-0		1-2-0		AWAY		2-2-0		2-4-0		10-2-0							
9-4-0		0-0-0		1-0-0		NEUTRAL		1-2-0		4-2-0		3-0-0							
17-11-0		0-4-0		2-2-0		NON-CONFERENCE		2-2-0		5-3-0		8-0-0							
3-1-0		0-0-0		0-0-0		HOME		0-1-0		1-0-0		2-0-0							
5-8-0		0-4-0		1-0-		AWAY		1-0-0		0-2-0		3-0-0							
9-2-0		0-0-0		1-0-0		NEUTRAL		1-1-0		4-1-0		3-0-0							
19-12-0		0-0-0		0-0-0		CONFERENCE		3-5-0		5-3-0		11-4-0							
9-4-0		0-0-0		0-0-0		HOME		2-2-0		3-0-0		4-2-0							
10-6-0		0-0-0		0-0-0		AWAY		1-2-0		2-2-0		7-2-0							
0-2-0		0-0-0		0-0-0		NEUTRAL		0-1-0		0-1-0		0-0-0							
RPI	S	Opponent		Score		RPI	S	Opponent		Score		RPI	S	Opponent		Score			
13	A	LSU		0	6	28	A	Mississippi St.		0	3	52	N	Indiana		1	0		
13	A	LSU		3	13	28	A	Mississippi St.		1	0	53	H	UT Arlington		0	7		
18	A	Louisiana		1	9	41	N	Illinois		7	2	58	A	Baylor		4	1		
18	A	Louisiana		2	5	50	A	Texas A&M		0	2	62	A	Sam Houston St.		1	2		
												62	A	Sam Houston St.		3	4		
												62	A	Sam Houston St.		2	1		
												81	N	USC Upstate		0	3		
												85	H	McNeese		7	0		
												85	H	McNeese		1	3		
												85	H	McNeese		4	2		
												85	H	McNeese		2	8		
												85	N	McNeese		0	3		

Non-Div. I Games:

SFA

RPI	S	Opponent	Score	
218	H	Texas Southern	8	0
229	A	Abilene Christian	5	6
229	A	Abilene Christian	10	3
229	A	Abilene Christian	2	1
250	A	A&M-Corpus Christi	6	2
250	A	A&M-Corpus Christi	0	1
250	A	A&M-Corpus Christi	4	1
263	A	Incarnate Word	7	0
263	A	Incarnate Word	3	0
263	A	Incarnate Word	4	1
278	N	Jackson St.	13	2
278	N	Jackson St.	7	3

SFA

S
F
A

S
F
A

[illegible]

Non-Div. I Games:

South Dakota St.

RPI	S	Opponent	Score	
205	N	Saint Louis	6	0
206	A	UMKC	10	8
206	A	UMKC	4	6
211	N	Army West Point	5	1
226	A	North Dakota	1	7
226	A	North Dakota	1	3
226	A	North Dakota	2	1
226	N	North Dakota	4	2
252	H	Purdue Fort Wayne	5	2
252	H	Purdue Fort Wayne	10	6
252	H	Purdue Fort Wayne	6	4
252	N	Purdue Fort Wayne	7	6
267	N	Central Conn. St.	5	1
272	A	Omaha	8	1
272	A	Omaha	4	1
272	A	Omaha	13	3
278	N	Jackson St.	16	1
278	N	Jackson St.	9	1

South Dakota St.

S
o
u
t
h
D
a
k
o
t
a
S
t
.

S
o
u
t
h
D
a
k
o
t
a
S
t
.

Average RPI Win: 172		WON-LOST	WINNING	LAST 10	STRENGTH OF		OPP. STRENGTH	TEAM	ADJ	CONF.	ADJ CONF.
Average RPI Loss: 99		RECORD	PCT. RANK	GAMES	SCHEDULE		OF SCHEDULE	RPI	RPI	RPI	RPI
DIV. I ONLY		27-21-0	.5625	104	7-3-0		149	141	113	.51758	108
DIV. I NON-CONF.		10-19-0	.34483	222	2-2-0		30	58	122	.513	121
TOTALS		RPI 1-25	RPI 26-50		W-L RECORDS		RPI 51-100		RPI 101-150		RPI 150+
27-21-0		0-2-0	3-5-0		OVERALL		5-7-0		2-1-0		17-6-0
9-2-0		0-0-0	0-0-0		HOME		1-1-0		0-0-0		8-1-0
8-10-0		0-2-0	0-2-0		AWAY		2-1-0		0-1-0		6-4-0
10-9-0		0-0-0	3-3-0		NEUTRAL		2-5-0		2-0-0		3-1-0
10-19-0		0-2-0	3-5-0		NON-CONFERENCE		5-7-0		2-1-0		0-4-0
1-2-0		0-0-0	0-0-0		HOME		1-1-0		0-0-0		0-1-0
2-8-0		0-2-0	0-0-		AWAY		2-1-0		0-1-0		0-2-0
7-9-0		0-0-0	3-3-0		NEUTRAL		2-5-0		2-0-0		0-1-0
17-2-0		0-0-0	0-0-0		CONFERENCE		0-0-0		0-0-0		17-2-0
8-0-0		0-0-0	0-0-0		HOME		0-0-0		0-0-0		8-0-0
6-2-0		0-0-0	0-0-0		AWAY		0-0-0		0-0-0		6-2-0
3-0-0		0-0-0	0-0-0		NEUTRAL		0-0-0		0-0-0		3-0-0
RPI S	Opponent	Score	RPI S	Opponent	Score	RPI S	Opponent	Score	RPI S	Opponent	Score
2 A	UCLA	0 6	26 N	Missouri	0 7	56 N	Seattle U	0 8	134 A	CSUN	1 7
24 A	Arizona St.	1 21	31 N	Stanford	2 1	56 N	Seattle U	3 9	144 N	Lehigh	13 5
			39 N	Ohio St.	4 0	68 N	UC Davis	7 2	144 N	Lehigh	11 2
			42 N	Oregon St.	3 4	68 N	UC Davis	0 9	161 H	Utah St.	0 9
			45 A	UNLV	4 10	68 N	UC Davis	8 13	162 H	Sacramento St.	7 3
			46 N	Cal St. Fullerton	0 1	74 A	Grand Canyon	0 2	162 H	Sacramento St.	7 4
			46 N	Cal St. Fullerton	7 3	74 H	Grand Canyon	0 2	174 N	UTEP	5 17
			49 A	San Jose St.	0 8	86 N	Bradley	10 2	197 A	Idaho St.	4 7
						93 N	Hawaii	0 9	197 A	Idaho St.	9 1
						99 A	San Diego St.	6 4	197 A	Idaho St.	5 0
						100 A	Utah	2 0	207 A	Portland St.	7 5
						100 H	Utah	5 1	207 A	Portland St.	2 5
									207 A	Portland St.	17 1
									207 N	Portland St.	3 2
									219 H	Montana	2 1
									219 H	Montana	5 2
									219 H	Montana	5 0
									234 A	Northern Colo.	6 4
									234 A	Northern Colo.	6 1
									234 N	Northern Colo.	8 0
									234 N	Northern Colo.	10 4
									241 A	San Diego	1 4
									242 A	Santa Clara	1 4
									288 H	Southern Utah	7 6
									288 H	Southern Utah	3 2
									288 H	Southern Utah	9 4
LAST 10 GAMES			26 N	Missouri	0 7	207 N	Portland St.	3 2			
			46 N	Cal St. Fullerton	7 3	207 A	Portland St.	2 5			
			2 A	UCLA	0 6	207 A	Portland St.	17 1			
			234 N	Northern Colo.	8 0	207 A	Portland St.	7 5			
			234 N	Northern Colo.	10 4	100 A	Utah	2 0			

Non-Div. I Games:

Weber St.

[illegible]

Non-Div. I Games:

North Ala.

RPI	S	Opponent	Score	
207	N	Portland St.	2	1
239	H	Alabama St.	6	0
252	N	Purdue Fort Wayne	6	8
269	A	Alcorn	6	4
269	A	Alcorn	8	0
278	N	Jackson St.	8	0

North Ala.

N
o
r
t
h
A
l
a
.

N
o
r
t
h
A
l
a
.

Average RPI Win:	172	WON-LOST RECORD	WINNING PCT. RANK	LAST 10 GAMES	STRENGTH OF SCHEDULE	OPP. STRENGTH OF SCHEDULE	TEAM RPI	ADJ RPI	CONF. RPI	ADJ CONF. RPI		
DIV. I ONLY		31-25-0	.55357	109	1-9-0	145	134	115	.51713	110	8	8
DIV. I NON-CONF.		18-11-0	.62069	77	1-2-0	138	218	96	.53164	94	8	8
<hr/>												
TOTALS	RPI 1-25	RPI 26-50		W-L RECORDS		RPI 51-100		RPI 101-150		RPI 150+		
31-25-0	0-3-0	1-1-0		OVERALL		7-14-0		3-2-0		20-5-0		
9-9-0	0-3-0	0-0-0		HOME		1-4-0		2-1-0		6-1-0		
16-10-0	0-0-0	0-0-0		AWAY		3-8-0		1-0-0		12-2-0		
6-6-0	0-0-0	1-1-0		NEUTRAL		3-2-0		0-1-0		2-2-0		
<hr/>												
18-11-0	0-0-0	1-1-0		NON-CONFERENCE		4-6-0		1-1-0		12-3-0		
7-2-0	0-0-0	0-0-0		HOME		1-1-0		0-0-0		6-1-0		
5-4-0	0-0-0	0-0-		AWAY		0-3-0		1-0-0		4-1-0		
6-5-0	0-0-0	1-1-0		NEUTRAL		3-2-0		0-1-0		2-1-0		
<hr/>												
13-14-0	0-3-0	0-0-0		CONFERENCE		3-8-0		2-1-0		8-2-0		
2-7-0	0-3-0	0-0-0		HOME		0-3-0		2-1-0		0-0-0		
11-6-0	0-0-0	0-0-0		AWAY		3-5-0		0-0-0		8-1-0		
0-1-0	0-0-0	0-0-0		NEUTRAL		0-0-0		0-0-0		0-1-0		
<hr/>												
RPI S	Opponent	Score	RPI S	Opponent	Score	RPI S	Opponent	Score	RPI S	Opponent	Score	
18 H	Louisiana	1 3	40 N	Lipscomb	0 1	53 H	UT Arlington	0 5	115 N	George Washington	1 2	
18 H	Louisiana	5 15	48 N	Iowa St.	2 1	53 H	UT Arlington	3 7	145 A	Col. of Charleston	4 1	
18 H	Louisiana	0 8				53 H	UT Arlington	7 9	146 H	South Alabama	5 2	
						64 A	Texas St.	0 2	146 H	South Alabama	5 14	
						64 A	Texas St.	2 1	146 H	South Alabama	5 1	
						65 A	Troy	0 5	170 N	Radford	2 0	
						65 A	Troy	2 1	173 A	Ga. Southern	9 2	
						65 A	Troy	5 6	173 A	Ga. Southern	6 5	
						69 N	Marshall	2 1	173 A	Ga. Southern	7 0	
						70 N	Longwood	6 3	175 H	Gardner-Webb	4 2	
						71 A	Elon	2 10	175 H	Gardner-Webb	6 9	
						71 A	Elon	0 4	184 A	ETSU	5 0	
						73 H	UNC Greensboro	2 5	184 H	ETSU	7 1	
						73 H	UNC Greensboro	2 1	207 A	La.-Monroe	5 0	
						76 A	Coastal Caro.	1 3	207 A	La.-Monroe	3 0	
						76 A	Coastal Caro.	8 2	207 A	La.-Monroe	4 2	
						76 A	Coastal Caro.	1 4	207 N	La.-Monroe	0 2	
						79 A	Miami (OH)	4 5	216 A	Western Caro.	8 2	
						79 N	Miami (OH)	6 4	216 A	Western Caro.	2 3	
						89 N	Rutgers	1 2	223 N	Eastern Ill.	1 2	
									227 A	Tennessee St.	10 9	
									228 A	Georgia St.	7 0	
									228 A	Georgia St.	6 5	
									228 A	Georgia St.	0 1	
									232 N	Dartmouth	2 1	
									264 A	Presbyterian	4 1	
									265 H	N.C. Central	7 1	
<hr/>												
				LAST 10 GAMES								
				115 N	George Washington	1 2						
				89 N	Rutgers	1 2						
				207 N	La.-Monroe	0 2						
				76 A	Coastal Caro.	1 4						
				76 A	Coastal Caro.	8 2						

Non-Div. I Games:

Appalachian St.

RPI	S	Opponent	Score	RPI	S	Opponent	Score
91	N	Eastern Ky.	6 7	265	H	N.C. Central	3 0
				285	H	N.C. A&T	15 0
				285	H	N.C. A&T	12 0
76	A	Coastal Caro.	1 3				
53	H	UT Arlington	7 9				
53	H	UT Arlington	0 5				
53	H	UT Arlington	3 7				
216	A	Western Caro.	2 3				

Appalachian St.

A
P
P
a
l
a
c
h
i
a
n
S
t
.

A
P
P
a
l
a
c
h
i
a
n
S
t
.

Average RPI Win: 134		WON-LOST	WINNING	LAST 10	STRENGTH OF		OPP. STRENGTH	TEAM	ADJ		CONF.	ADJ CONF.			
Average RPI Loss: 60		RECORD	PCT. RANK	GAMES	SCHEDULE		OF SCHEDULE	RPI	RPI		RPI	RPI			
DIV. I ONLY		19-32-0	.37255	217	2-8-0		31	49	109	.51657	111	4	4		
DIV. I NON-CONF.		14-13-0	.51852	127	0-1-0		73	122	97	.52437	100	4	4		
TOTALS		RPI 1-25	RPI 26-50		W-L RECORDS		RPI 51-100		RPI 101-150		RPI 150+				
19-32-0		0-9-0	3-12-0		OVERALL		3-5-0		7-3-0		6-3-0				
4-10-0		0-3-0	2-5-0		HOME		0-0-0		1-1-0		1-1-0				
3-14-0		0-6-0	0-3-0		AWAY		2-5-0		1-0-0		0-0-0				
12-8-0		0-0-0	1-4-0		NEUTRAL		1-0-0		5-2-0		5-2-0				
14-13-0		0-3-0	1-4-0		NON-CONFERENCE		1-1-0		6-2-0		6-3-0				
1-2-0		0-0-0	0-1-0		HOME		0-0-0		0-0-0		1-1-0				
1-4-0		0-3-0	0-0-		AWAY		0-1-0		1-0-0		0-0-0				
12-7-0		0-0-0	1-3-0		NEUTRAL		1-0-0		5-2-0		5-2-0				
5-19-0		0-6-0	2-8-0		CONFERENCE		2-4-0		1-1-0		0-0-0				
3-8-0		0-3-0	2-4-0		HOME		0-0-0		1-1-0		0-0-0				
2-10-0		0-3-0	0-3-0		AWAY		2-4-0		0-0-0		0-0-0				
0-1-0		0-0-0	0-1-0		NEUTRAL		0-0-0		0-0-0		0-0-0				
RPI	S	Opponent	Score	RPI	S	Opponent	Score	RPI	S	Opponent	Score	RPI	S	Opponent	Score
7	A	Minnesota	1 6	26	N	Missouri	1 9	79	N	Miami (OH)	2 1	101	H	Nebraska	5 7
7	A	Minnesota	0 8	29	A	Wisconsin	0 8	89	A	Rutgers	0 1	101	H	Nebraska	3 1
7	A	Minnesota	0 9	29	A	Wisconsin	1 9	89	A	Rutgers	1 3	124	N	Ball St.	10 3
12	H	Northwestern	2 6	29	A	Wisconsin	2 4	89	A	Rutgers	4 0	125	N	UIC	5 1
12	H	Northwestern	0 5	29	N	Wisconsin	4 7	92	A	Purdue	2 4	126	N	Middle Tenn.	6 8
12	H	Northwestern	0 6	30	N	Tulsa	0 3	92	A	Purdue	2 3	133	N	Villanova	2 4
13	A	LSU	1 16	32	N	South Fla.	0 1	92	A	Purdue	2 1	137	A	Fordham	5 3
13	A	LSU	0 9	37	N	Notre Dame	2 1	94	A	UNI	2 4	137	N	Fordham	5 0
22	A	Drake	0 5	39	H	Ohio St.	0 5					141	N	Massachusetts	5 3
				39	H	Ohio St.	0 10					148	N	Kansas	2 1
				39	H	Ohio St.	1 0					154	H	UAB	3 1
				41	H	Illinois	4 3					160	N	Saint Joseph's	1 4
				41	H	Illinois	11 12					167	N	Bucknell	5 3
				41	H	Illinois	1 12					168	H	Western Ill.	1 10
				48	H	Iowa St.	0 2					182	N	Western Mich.	6 1
												201	N	Binghamton	8 5
												273	N	Morgan St.	3 0
												274	N	Green Bay	4 6
												274	N	Green Bay	12 0
				LAST 10 GAMES											
				29	N	Wisconsin	4 7	7	A	Minnesota	1 6				
				39	H	Ohio St.	0 5	7	A	Minnesota	0 9				
				39	H	Ohio St.	0 10	7	A	Minnesota	0 8				
				39	H	Ohio St.	1 0	101	H	Nebraska	3 1				
				94	A	UNI	2 4	101	H	Nebraska	5 7				

Non-Div. I Games:

Iowa

[illegible]

Non-Div. I Games:

Stony Brook

Average RPI Win:	175	WON-LOST	WINNING	LAST 10	STRENGTH OF	OPP. STRENGTH	TEAM	ADJ	CONF.	ADJ CONF.			
Average RPI Loss:	116	RECORD	PCT. RANK	GAMES	SCHEDULE	OF SCHEDULE	RPI	RPI	RPI	RPI			
DIV. I ONLY	26-22-0	.54167	114	4-6-0	115	172	111	.5143	113	16	17		
DIV. I NON-CONF.	12-17-0	.41379	193	0-2-0	111	161	159	.48513	159	19	19		
<hr/>													
TOTALS	RPI 1-25	RPI 26-50		W-L RECORDS		RPI 51-100		RPI 101-150		RPI 150+			
26-22-0	0-2-0	0-1-0		OVERALL		3-5-0		5-10-0		18-4-0			
11-5-0	0-0-0	0-0-0		HOME		1-1-0		4-4-0		6-0-0			
8-6-0	0-1-0	0-0-0		AWAY		0-0-0		0-3-0		8-2-0			
7-11-0	0-1-0	0-1-0		NEUTRAL		2-4-0		1-3-0		4-2-0			
12-17-0	0-2-0	0-1-0		NON-CONFERENCE		2-4-0		1-7-0		9-3-0			
4-2-0	0-0-0	0-0-0		HOME		0-0-0		0-2-0		4-0-0			
1-5-0	0-1-0	0-0-		AWAY		0-0-0		0-3-0		1-1-0			
7-10-0	0-1-0	0-1-0		NEUTRAL		2-4-0		1-2-0		4-2-0			
14-5-0	0-0-0	0-0-0		CONFERENCE		1-1-0		4-3-0		9-1-0			
7-3-0	0-0-0	0-0-0		HOME		1-1-0		4-2-0		2-0-0			
7-1-0	0-0-0	0-0-0		AWAY		0-0-0		0-0-0		7-1-0			
0-1-0	0-0-0	0-0-0		NEUTRAL		0-0-0		0-1-0		0-0-0			
RPI	S	Opponent	Score	RPI	S	Opponent	Score	RPI	S	Opponent	Score		
23	A	South Carolina	1 9	32	N	South Fla.	2 12	51	N	UCF	0 6		
25	N	Georgia	1 10					52	N	Indiana	0 11		
								73	N	UNC Greensboro	6 0		
								73	N	UNC Greensboro	4 8		
								77	H	DePaul	4 5		
								77	H	DePaul	5 1		
								81	N	USC Upstate	10 8		
								96	N	Chattanooga	4 11		
										107	N	South Dakota St.	4 5
										112	H	Stony Brook	6 25
										116	N	Virginia	4 3
										117	N	Toledo	8 9
										120	A	LIU Brooklyn	5 6
										133	H	Villanova	8 3
										133	H	Villanova	4 6
										133	H	Villanova	12 6
										133	N	Villanova	4 6
										137	A	Fordham	2 10
										139	H	Providence	6 10
										139	H	Providence	6 5
										139	H	Providence	5 1
										147	A	Fla. Atlantic	1 2
										149	H	Hofstra	3 9
										152	N	Campbell	4 3
										156	N	Central Mich.	2 3
										159	A	Boston College	6 3
										173	N	Ga. Southern	7 3
										176	A	Creighton	12 2
										176	A	Creighton	9 7
										176	A	Creighton	8 7
										177	A	Seton Hall	3 0
										177	A	Seton Hall	2 0
										177	A	Seton Hall	4 3
										182	N	Western Mich.	5 4
										200	N	Bethune-Cookman	6 3
				LAST 10 GAMES									

Non-Div. I Games:

St. John's (NY)

RPI	S	Opponent	Score	
213	N	Penn	2	4
224	A	Butler	0	8
224	A	Butler	1	0
225	H	Georgetown	12	4
225	H	Georgetown	10	2
240	A	Iona	2	7
246	H	Manhattan	6	0
268	H	Wagner	13	9
270	H	Holy Cross	8	0
270	H	Holy Cross	7	1

St. John's (NY)

S
t
.
J
o
h
n
.
s
(
N
Y
)

S
t
.
J
o
h
n
.
s
(
N
Y
)

Average RPI Win:	199	WON-LOST	WINNING	LAST 10	STRENGTH OF	OPP. STRENGTH	TEAM	ADJ	CONF.	ADJ CONF.					
Average RPI Loss:	121	RECORD	PCT. RANK	GAMES	SCHEDULE	OF SCHEDULE	RPI	RPI	RPI	RPI					
DIV. I ONLY		28-20-0	.58333	88	4-6-0	151	192	112	.5136	114	21	22			
DIV. I NON-CONF.		12-15-0	.44444	172	0-1-0	172	144	165	.47894	167	24	25			
<hr/>															
TOTALS	RPI 1-25	RPI 26-50		W-L RECORDS		RPI 51-100		RPI 101-150		RPI 150+					
28-20-0	0-0-0	1-4-0		OVERALL		0-4-0		4-7-0		23-5-0					
9-1-0	0-0-0	0-0-0		HOME		0-0-0		2-1-0		7-0-0					
12-11-0	0-0-0	0-4-0		AWAY		0-2-0		1-3-0		11-2-0					
7-8-0	0-0-0	1-0-0		NEUTRAL		0-2-0		1-3-0		5-3-0					
12-15-0	0-0-0	1-4-0		NON-CONFERENCE		0-4-0		1-3-0		10-4-0					
0-0-0	0-0-0	0-0-0		HOME		0-0-0		0-0-0		0-0-0					
6-9-0	0-0-0	0-0-		AWAY		0-2-0		0-1-0		6-2-0					
6-6-0	0-0-0	1-0-0		NEUTRAL		0-2-0		1-2-0		4-2-0					
16-5-0	0-0-0	0-0-0		CONFERENCE		0-0-0		3-4-0		13-1-0					
9-1-0	0-0-0	0-0-0		HOME		0-0-0		2-1-0		7-0-0					
6-2-0	0-0-0	0-0-0		AWAY		0-0-0		1-2-0		5-0-0					
1-2-0	0-0-0	0-0-0		NEUTRAL		0-0-0		0-1-0		1-1-0					
<hr/>															
RPI	S	Opponent	Score	RPI	S	Opponent	Score	RPI	S	Opponent	Score				
				31	A	Stanford	6 7	69	N	Marshall	3 4				
				31	A	Stanford	3 4	90	N	Georgia Tech	8 9				
				45	N	UNLV	1 0	97	A	Boston U.	2 3				
				49	A	San Jose St.	0 5	97	A	Boston U.	3 4				
				49	A	San Jose St.	1 9								
										112	A	Stony Brook	0 7		
										112	A	Stony Brook	4 0		
										112	A	Stony Brook	1 10		
										112	N	Stony Brook	1 2		
										139	N	Providence	7 4		
										139	N	Providence	3 5		
										140	H	Albany (NY)	7 4		
										140	H	Albany (NY)	4 5		
										140	H	Albany (NY)	7 6		
										143	N	UNCW	2 9		
										145	A	Col. of Charleston	1 5		
										153	A	UConn	8 7		
										159	A	Boston College	2 5		
										167	N	Bucknell	4 1		
										170	N	Radford	2 1		
										186	H	UMBC	9 3		
										186	H	UMBC	6 5		
										186	H	UMBC	1 0		
										186	N	UMBC	0 5		
										194	A	Jacksonville	0 8		
										194	A	Jacksonville	6 1		
				LAST 10 GAMES						201	A	Binghamton	6 3		
				112	N	Stony Brook	1 2	140	H	Albany (NY)	7 6	201	A	Binghamton	4 3
				201	N	Binghamton	5 4	159	A	Boston College	2 5	201	A	Binghamton	3 2
				186	N	UMBC	0 5	112	A	Stony Brook	1 10	201	N	Binghamton	5 4
				140	H	Albany (NY)	7 4	112	A	Stony Brook	4 0	209	A	Charleston So.	5 0
				140	H	Albany (NY)	4 5	112	A	Stony Brook	0 7	220	N	Pacific	1 3

Non-Div. I Games:

UMass Lowell

RPI	S	Opponent	Score	
235	N	Northern Ky.	6	4
240	N	Iona	12	4
240	N	Iona	1	7
243	A	Bryant	7	6
249	A	Hartford	6	5
249	A	Hartford	10	6
249	H	Hartford	9	0
253	H	Maine	7	5
253	H	Maine	8	0
253	H	Maine	5	2
254	A	Yale	7	3
254	A	Yale	9	1

UMass Lowell

U
M
a
s
s
L
o
w
e
l
l

U
M
a
s
s
L
o
w
e
l
l

Average RPI Win:		208	WON-LOST RECORD		WINNING PCT. RANK		LAST 10 GAMES		STRENGTH OF SCHEDULE		OPP. STRENGTH OF SCHEDULE		TEAM RPI		ADJ RPI		CONF. RPI		ADJ CONF. RPI	
DIV. I ONLY			44-18-0		.70968 29		7-3-0		250		233		114		.51347 115		25		26	
DIV. I NON-CONF.			26-10-0		.72222 35		2-2-0		257		247		118		.51439 117		26		26	
TOTALS		RPI 1-25		RPI 26-50		W-L RECORDS		RPI 51-100		RPI 101-150		RPI 150+								
44-18-0		1-0-0		0-0-0		OVERALL		2-2-0		7-8-0		34-8-0								
23-8-0		0-0-0		0-0-0		HOME		0-0-0		1-4-0		22-4-0								
10-5-0		1-0-0		0-0-0		AWAY		0-0-0		2-3-0		7-2-0								
11-5-0		0-0-0		0-0-0		NEUTRAL		2-2-0		4-1-0		5-2-0								
26-10-0		1-0-0		0-0-0		NON-CONFERENCE		2-2-0		4-3-0		19-5-0								
16-4-0		0-0-0		0-0-0		HOME		0-0-0		0-2-0		16-2-0								
2-2-0		1-0-0		0-0-		AWAY		0-0-0		1-1-0		0-1-0								
8-4-0		0-0-0		0-0-0		NEUTRAL		2-2-0		3-0-0		3-2-0								
18-8-0		0-0-0		0-0-0		CONFERENCE		0-0-0		3-5-0		15-3-0								
7-4-0		0-0-0		0-0-0		HOME		0-0-0		1-2-0		6-2-0								
8-3-0		0-0-0		0-0-0		AWAY		0-0-0		1-2-0		7-1-0								
3-1-0		0-0-0		0-0-0		NEUTRAL		0-0-0		1-1-0		2-0-0								
RPI	S	Opponent		Score		RPI	S	Opponent		Score		RPI	S	Opponent		Score				
21	A	North Carolina		7 0								69	N	Marshall		4 1				
												69	N	Marshall		1 3				
												73	N	UNC Greensboro		4 3				
												75	N	Kent St.		2 7				
												110	N	Appalachian St.		2 1				
												112	H	Stony Brook		5 6				
												112	H	Stony Brook		5 6				
												121	A	Towson		1 6				
												121	A	Towson		10 3				
												123	N	Maryland		5 2				
												137	H	Fordham		4 9				
												137	H	Fordham		6 3				
												137	H	Fordham		2 4				
												137	N	Fordham		2 5				
												141	A	Massachusetts		3 4				
												141	A	Massachusetts		1 14				
												141	A	Massachusetts		12 4				
												141	N	Massachusetts		2 1				
												147	N	Fla. Atlantic		6 0				
												160	A	Saint Joseph's		5 2				
												160	A	Saint Joseph's		7 5				
												160	A	Saint Joseph's		4 7				
												160	N	Saint Joseph's		12 11				
												175	A	Gardner-Webb		1 10				
												186	H	UMBC		11 3				
						LAST 10 GAMES						198	H	Dayton		6 5				
						69	N	Marshall		1 3		160	N	Saint Joseph's		0 9				
						110	N	Appalachian St.		2 1		141	N	Massachusetts		6 3				
						75	N	Kent St.		2 7		205	N	Saint Louis		9 4				
						69	N	Marshall		4 1		282	A	La Salle		6 4				
						137	N	Fordham		2 5		282	A	La Salle		7 2				
												205	H	Saint Louis		9 1				

Non-Div. I Games:

George Washington

RPI	S	Opponent	Score	
205	H	Saint Louis	7	0
205	H	Saint Louis	12	4
205	N	Saint Louis	4	3
212	H	George Mason	9	1
212	H	George Mason	3	5
221	N	Fairfield	5	6
225	H	Georgetown	8	1
225	N	Georgetown	2	7
225	N	Georgetown	11	2
244	H	Mt. St. Mary's	5	1
244	H	Mt. St. Mary's	7	6
246	H	Manhattan	10	1
246	H	Manhattan	5	4
255	H	Oakland	2	4
255	H	Oakland	8	7
257	H	Canisius	13	5
257	H	Canisius	10	8
273	H	Morgan St.	4	5
273	H	Morgan St.	8	1
277	H	Lafayette	7	4
277	H	Lafayette	2	0
280	H	Howard	9	1
280	H	Howard	11	9
282	A	La Salle	6	4
282	A	La Salle	7	2
286	H	Delaware St.	6	2
286	H	Delaware St.	6	5

George Washington

George Washington

George Washington

Virginia

Through Games Of June 4, 2019 (FINAL)

Average RPI Win: 165		WON-LOST	WINNING	LAST 10	STRENGTH OF	OPP. STRENGTH	TEAM	ADJ	CONF.	ADJ CONF.		
Average RPI Loss: 59		RECORD	PCT. RANK	GAMES	SCHEDULE	OF SCHEDULE	RPI	RPI	RPI	RPI		
DIV. I ONLY		22-31-0	.41509	191	5-5-0	52	59	118	.51323	116	5	5
DIV. I NON-CONF.		14-14-0	.5	134	2-2-0	104	107	119	.51432	118	5	5
TOTALS		RPI 1-25	RPI 26-50		W-L RECORDS	RPI 51-100		RPI 101-150		RPI 150+		
22-31-0	0-11-0		0-6-0	OVERALL		8-9-0		1-3-0		13-2-0		
10-9-0	0-3-0		0-3-0	HOME		2-3-0		0-0-0		8-0-0		
8-16-0	0-7-0		0-3-0	AWAY		5-4-0		1-1-0		2-1-0		
4-6-0	0-1-0		0-0-0	NEUTRAL		1-2-0		0-2-0		3-1-0		
14-14-0	0-5-0		0-0-0	NON-CONFERENCE		3-4-0		1-3-0		10-2-0		
6-1-0	0-0-0		0-0-0	HOME		1-1-0		0-0-0		5-0-0		
4-8-0	0-4-0		0-0-	AWAY		1-2-0		1-1-0		2-1-0		
4-5-0	0-1-0		0-0-0	NEUTRAL		1-1-0		0-2-0		3-1-0		
8-17-0	0-6-0		0-6-0	CONFERENCE		5-5-0		0-0-0		3-0-0		
4-8-0	0-3-0		0-3-0	HOME		1-2-0		0-0-0		3-0-0		
4-8-0	0-3-0		0-3-0	AWAY		4-2-0		0-0-0		0-0-0		
0-1-0	0-0-0		0-0-0	NEUTRAL		0-1-0		0-0-0		0-0-0		
RPI S	Opponent	Score	RPI S	Opponent	Score	RPI S	Opponent	Score	RPI S	Opponent	Score	
5 H	Florida St.	3 16	27 A	Virginia Tech	0 8	52 N	Indiana	1 9	113 N	St. John's (NY)	3 4	
5 H	Florida St.	2 8	27 A	Virginia Tech	0 7	55 A	Liberty	0 2	123 A	Maryland	7 1	
5 H	Florida St.	0 11	27 A	Virginia Tech	0 1	55 H	Liberty	4 3	147 A	Fla. Atlantic	0 1	
11 A	James Madison	3 14	37 H	Notre Dame	10 14	70 A	Longwood	6 11	148 N	Kansas	2 5	
11 A	James Madison	1 3	37 H	Notre Dame	2 13	71 A	Elon	7 3	170 A	Radford	4 6	
17 A	Tennessee	2 6	37 H	Notre Dame	0 7	84 A	NC State	11 7	180 H	Pittsburgh	5 4	
17 A	Tennessee	1 11				84 A	NC State	8 5	180 H	Pittsburgh	7 6	
21 A	North Carolina	0 8				84 A	NC State	12 0	180 H	Pittsburgh	7 4	
21 A	North Carolina	0 8				86 N	Bradley	3 2	192 A	Charlotte	6 0	
21 A	North Carolina	0 8				88 H	Duke	0 8	199 A	Furman	10 1	
25 N	Georgia	7 15				88 H	Duke	2 7	200 N	Bethune-Cookman	4 5	
						88 H	Duke	2 1	235 N	Northern Ky.	11 1	
						89 H	Rutgers	0 4	235 N	Northern Ky.	4 2	
						90 A	Georgia Tech	0 13	236 H	Hampton	8 0	
						90 A	Georgia Tech	3 6	236 H	Hampton	5 2	
						90 A	Georgia Tech	7 1	236 N	Hampton	2 0	
						90 N	Georgia Tech	0 8	247 H	Norfolk St.	10 2	
									258 H	Buffalo	11 3	
									258 H	Buffalo	11 4	
LAST 10 GAMES												
90 N	Georgia Tech	0 8	84 A	NC State	12 0	11 A	James Madison	1 3				
236 H	Hampton	5 2	11 A	James Madison	3 14	37 H	Notre Dame	0 7				
236 H	Hampton	8 0	37 H	Notre Dame	2 13							
84 A	NC State	11 7										
84 A	NC State	8 5										

Non-Div. I Games:

Virginia

T
o
l
e
d
o

Toledo				Through Games Of June 4, 2019 (FINAL)															
Average RPI Win: 170		WON-LOST RECORD		WINNING PCT. RANK		LAST 10 GAMES		STRENGTH OF SCHEDULE		OPP. STRENGTH OF SCHEDULE		TEAM RPI		ADJ RPI		CONF. RPI		ADJ CONF. RPI	
DIV. I ONLY		29-28-0		.50877 140		7-3-0		105		129		116		.51108 117		14		15	
DIV. I NON-CONF.		13-18-0		.41935 190		0-2-0		77		125		141		.4979 141		16		16	
TOTALS		RPI 1-25		RPI 26-50		W-L RECORDS		RPI 51-100		RPI 101-150		RPI 150+							
29-28-0		0-6-0		0-2-0		OVERALL		4-6-0		6-5-0		19-9-0							
8-5-0		0-0-0		0-0-0		HOME		1-2-0		0-0-0		7-3-0							
7-9-0		0-2-0		0-0-0		AWAY		0-3-0		2-3-0		5-1-0							
14-14-0		0-4-0		0-2-0		NEUTRAL		3-1-0		4-2-0		7-5-0							
13-18-0		0-6-0		0-2-0		NON-CONFERENCE		0-4-0		1-1-0		12-5-0							
1-0-0		0-0-0		0-0-0		HOME		0-0-0		0-0-0		1-0-0							
4-5-0		0-2-0		0-0-		AWAY		0-3-0		0-0-0		4-0-0							
8-13-0		0-4-0		0-2-0		NEUTRAL		0-1-0		1-1-0		7-5-0							
16-10-0		0-0-0		0-0-0		CONFERENCE		4-2-0		5-4-0		7-4-0							
7-5-0		0-0-0		0-0-0		HOME		1-2-0		0-0-0		6-3-0							
3-4-0		0-0-0		0-0-0		AWAY		0-0-0		2-3-0		1-1-0							
6-1-0		0-0-0		0-0-0		NEUTRAL		3-0-0		3-1-0		0-0-0							
RPI S	Opponent	Score		RPI S	Opponent	Score		RPI S	Opponent	Score		RPI S	Opponent	Score					
5 N	Florida St.	4	5	41 N	Illinois	0	2	51 A	UCF	1	2	102 N	Ohio	6	5				
12 N	Northwestern	2	11	44 N	Louisiana Tech	0	8	52 A	Indiana	6	9	102 N	Ohio	9	2				
14 A	Michigan	3	24					59 N	Southeast Mo. St.	5	7	102 N	Ohio	1	7				
16 A	Kentucky	2	7					75 H	Kent St.	1	6	113 N	St. John's (NY)	9	8				
22 N	Drake	10	11					75 H	Kent St.	5	2	118 A	Northern Ill.	8	3				
22 N	Drake	0	7					75 H	Kent St.	6	8	118 A	Northern Ill.	1	4				
								75 N	Kent St.	2	1	118 A	Northern Ill.	5	6				
								75 N	Kent St.	4	2	118 N	Northern Ill.	11	6				
								79 N	Miami (OH)	5	0	124 A	Ball St.	2	4				
								94 A	UNI	0	5	124 A	Ball St.	5	2				
												150 N	Penn St.	2	8				
												156 H	Central Mich.	2	6				
												156 H	Central Mich.	4	3				
												156 H	Central Mich.	3	2				
												160 N	Saint Joseph's	5	8				
												164 N	Kennesaw St.	4	3				
												169 N	Saint Francis (PA)	7	9				
												169 N	Saint Francis (PA)	11	0				
												182 H	Western Mich.	0	2				
												182 H	Western Mich.	8	4				
												182 H	Western Mich.	1	0				
												185 N	Tennessee Tech	7	4				
												189 N	Colgate	0	1				
												198 A	Dayton	9	2				
												198 A	Dayton	7	5				
												198 N	Dayton	6	5				
												203 A	Bowling Green	2	3				
				LAST 10 GAMES															
				41 N	Illinois	0	2	75 N	Kent St.	2	1								
				16 A	Kentucky	2	7	118 N	Northern Ill.	11	6								
				102 N	Ohio	9	2	102 N	Ohio	1	7								
				102 N	Ohio	6	5	75 N	Kent St.	4	2								
				79 N	Miami (OH)	5	0	156 H	Central Mich.	4	3								

T
o
l
e
d
o

Non-Div. I Games:

Toledo

RPI	S	Opponent	Score	
203	A	Bowling Green	13	4
204	N	Indiana St.	1	5
205	N	Saint Louis	4	0
211	N	Army West Point	2	5
232	N	Dartmouth	4	3
232	N	Dartmouth	5	4
248	H	Wright St.	4	3
255	A	Oakland	2	0
255	A	Oakland	10	2
260	H	Akron	5	11
260	H	Akron	6	1
260	H	Akron	3	0

Toledo

T
o
l
e
d
o

T
o
l
e
d
o

[illegible]

Non-Div. I Games:

Northern Ill.




RPI	S	Opponent	Score	
205	A	Saint Louis	8	3
234	N	Northern Colo.	8	3
238	N	UC Santa Barbara	8	0
258	A	Buffalo	4	8
258	A	Buffalo	10	4
263	A	Incarnate Word	1	0
263	H	Incarnate Word	3	0
272	N	Omaha	2	1
275	N	Mississippi Val.	8	0

Northern Ill.

N
o
r
t
h
e
r
n
I
l
l
.

N
o
r
t
h
e
r
n
I
l
l
.

FIU

 Tie,  Loss,  Non-Conf, S Site, H Home, A Away, N Neutral Page 183

RPI	S	Opponent	Score	
192	A	Charlotte	2	7
192	A	Charlotte	1	9
193	N	Detroit Mercy	2	0
231	N	Siena	11	1
243	H	Bryant	5	2
258	H	Buffalo	8	3

FIU

F
I
U

F
I
U

Average RPI Win:	203	WON-LOST RECORD	WINNING PCT. RANK	LAST 10 GAMES	STRENGTH OF SCHEDULE	OPP. STRENGTH OF SCHEDULE	TEAM RPI	ADJ RPI	CONF. RPI	ADJ CONF. RPI		
DIV. I ONLY		36-18-0	.66667	46	7-3-0	226	214	119	.50747	120	27	28
DIV. I NON-CONF.		19-14-0	.57576	96	0-1-0	211	153	132	.49995	137	27	29
<hr/>												
TOTALS	RPI 1-25	RPI 26-50		W-L RECORDS		RPI 51-100		RPI 101-150		RPI 150+		
36-18-0	0-0-0	0-0-0		OVERALL		3-5-0		5-6-0		28-7-0		
14-2-0	0-0-0	0-0-0		HOME		0-0-0		2-0-0		12-2-0		
11-6-0	0-0-0	0-0-0		AWAY		1-2-0		1-2-0		9-2-0		
11-10-0	0-0-0	0-0-0		NEUTRAL		2-3-0		2-4-0		7-3-0		
19-14-0	0-0-0	0-0-0		NON-CONFERENCE		3-5-0		5-6-0		11-3-0		
3-0-0	0-0-0	0-0-0		HOME		0-0-0		2-0-0		1-0-0		
5-4-0	0-0-0	0-0-		AWAY		1-2-0		1-2-0		3-0-0		
11-10-0	0-0-0	0-0-0		NEUTRAL		2-3-0		2-4-0		7-3-0		
17-4-0	0-0-0	0-0-0		CONFERENCE		0-0-0		0-0-0		17-4-0		
11-2-0	0-0-0	0-0-0		HOME		0-0-0		0-0-0		11-2-0		
6-2-0	0-0-0	0-0-0		AWAY		0-0-0		0-0-0		6-2-0		
0-0-0	0-0-0	0-0-0		NEUTRAL		0-0-0		0-0-0		0-0-0		
RPI	S	Opponent	Score	RPI	S	Opponent	Score	RPI	S	Opponent	Score	
						65 N Troy	1 9	112 A Stony Brook		1 4		
						75 N Kent St.	3 1	113 H St. John's (NY)		6 5		
						75 N Kent St.	1 7	119 A FIU		1 0		
						83 A FGCU	0 7	121 N Towson		3 8		
						83 A FGCU	3 2	124 N Ball St.		4 7		
						83 N FGCU	7 6	128 N East Carolina		5 6		
						89 A Rutgers	5 7	133 N Villanova		3 9		
						96 N Chattanooga	1 8	135 N Illinois St.		5 3		
								141 N Massachusetts		9 5		
								149 A Hofstra		3 4		
								149 H Hofstra		6 3		
								155 N Harvard		2 0		
								169 A Saint Francis (PA)		11 3		
								169 A Saint Francis (PA)		5 9		
								169 H Saint Francis (PA)		6 8		
								169 H Saint Francis (PA)		6 1		
								169 H Saint Francis (PA)		3 5		
								172 N Delaware		9 1		
								172 N Delaware		7 0		
								188 N Florida A&M		8 7		
								191 H Columbia		8 0		
								194 A Jacksonville		5 0		
								195 N Stetson		4 1		
								200 N Bethune-Cookman		0 5		
								203 N Bowling Green		1 0		
								230 A Sacred Heart		5 0		
								230 A Sacred Heart		2 1		
LAST 10 GAMES												
						169 H Saint Francis (PA)	6 8	243 H Bryant		9 1	195 N Stetson	4 1
						169 H Saint Francis (PA)	6 1	243 H Bryant		2 1	200 N Bethune-Cookman	0 5
						244 H Mt. St. Mary's	9 1	267 H Central Conn. St.		6 4	203 N Bowling Green	1 0
						169 H Saint Francis (PA)	3 5	267 H Central Conn. St.		5 0	230 A Sacred Heart	5 0
						244 H Mt. St. Mary's	8 1	89 A Rutgers		5 7	230 A Sacred Heart	2 1

Non-Div. I Games:

LIU Brooklyn

RPI	S	Opponent	Score	
238	A	UC Santa Barbara	6	1
243	H	Bryant	9	1
243	H	Bryant	2	1
244	H	Mt. St. Mary's	6	3
244	H	Mt. St. Mary's	9	1
244	H	Mt. St. Mary's	8	1
244	H	Mt. St. Mary's	8	1
254	N	Yale	0	1
258	N	Buffalo	1	11
261	A	Robert Morris	13	10
261	A	Robert Morris	7	1
267	H	Central Conn. St.	6	4
267	H	Central Conn. St.	5	0
268	H	Wagner	12	4
268	H	Wagner	9	1
279	N	Brown	2	1
281	A	Fairleigh Dickinson	1	2
281	A	Fairleigh Dickinson	3	1
296	A	Saint Peter's	7	0

L
I
U
B
r
o
o
k
l
y
n

L
I
U
B
r
o
o
k
l
y
n

T
O
W
S
O
N

Towson				Through Games Of June 4, 2019 (FINAL)									
Average RPI Win:	181	WON-LOST RECORD	WINNING PCT. RANK	LAST 10 GAMES	STRENGTH OF SCHEDULE	OPP. STRENGTH OF SCHEDULE	TEAM RPI	ADJ RPI	CONF. RPI	ADJ CONF. RPI			
Average RPI Loss:	123												
DIV. I ONLY		27-27-0	.5 142	6-4-0	94	203	120	.50641 121	10	11			
DIV. I NON-CONF.		17-14-0	.54839 113	0	126	264	127	.50512 128	13	13			

TOTALS		RPI 1-25	RPI 26-50		W-L RECORDS		RPI 51-100		RPI 101-150		RPI 150+		
27-27-0		0-3-0	0-1-0		OVERALL		4-8-0		8-8-0		15-7-0		
13-8-0		0-3-0	0-0-0		HOME		0-0-0		3-4-0		10-1-0		
7-12-0		0-0-0	0-0-0		AWAY		2-5-0		3-3-0		2-4-0		
7-7-0		0-0-0	0-1-0		NEUTRAL		2-3-0		2-1-0		3-2-0		
17-14-0		0-0-0	0-1-0		NON-CONFERENCE		3-5-0		4-3-0		10-5-0		
9-3-0		0-0-0	0-0-0		HOME		0-0-0		2-2-0		7-1-0		
1-6-0		0-0-0	0-0-		AWAY		1-3-0		0-0-0		0-3-0		
7-5-0		0-0-0	0-1-0		NEUTRAL		2-2-0		2-1-0		3-1-0		
10-13-0		0-3-0	0-0-0		CONFERENCE		1-3-0		4-5-0		5-2-0		
4-5-0		0-3-0	0-0-0		HOME		0-0-0		1-2-0		3-0-0		
6-6-0		0-0-0	0-0-0		AWAY		1-2-0		3-3-0		2-1-0		
0-2-0		0-0-0	0-0-0		NEUTRAL		0-1-0		0-0-0		0-1-0		
RPI S	Opponent	Score	RPI S	Opponent	Score	RPI S	Opponent	Score	RPI S	Opponent	Score		
11 H	James Madison	1 5	47 N	North Dakota St.	0 1	61 N	Wichita St.	4 5	115 H	George Washington	3 10		
11 H	James Madison	0 6				69 N	Marshall	3 2	115 H	George Washington	6 1		
11 H	James Madison	0 4				71 A	Elon	1 3	120 N	LIU Brooklyn	8 3		
						71 A	Elon	4 2	128 N	East Carolina	5 14		
						71 A	Elon	0 8	133 H	Villanova	2 1		
						71 N	Elon	1 6	133 H	Villanova	2 3		
						73 A	UNC Greensboro	4 2	139 N	Providence	6 5		
						73 A	UNC Greensboro	9 10	143 A	UNCW	8 1		
						76 A	Coastal Caro.	3 5	143 A	UNCW	3 5		
						79 N	Miami (OH)	8 3	143 A	UNCW	1 4		
						81 A	USC Upstate	4 6	145 H	Col. of Charleston	1 5		
						91 N	Eastern Ky.	0 5	145 H	Col. of Charleston	4 7		
									145 H	Col. of Charleston	4 3		
									149 A	Hofstra	4 3		
									149 A	Hofstra	8 9		
									149 A	Hofstra	12 8		
									172 A	Delaware	6 0		
									172 A	Delaware	6 11		
									172 A	Delaware	6 4		
									186 H	UMBC	3 0		
									186 H	UMBC	8 5		
									210 H	Drexel	3 1		
									210 H	Drexel	3 2		
									210 H	Drexel	11 4		
									210 N	Drexel	1 2		
									212 A	George Mason	0 1		
									212 A	George Mason	3 9		

LAST 10 GAMES													
			210 N	Drexel	1 2		71 A	Elon	1 3		210 H	Drexel	
			71 N	Elon	1 6		71 A	Elon	4 2		210 H	Drexel	
			210 H	Drexel	3 1		71 A	Elon	0 8		210 N	Drexel	
			210 H	Drexel	3 2		149 A	Hofstra	4 3		212 A	George Mason	
			210 H	Drexel	11 4		149 A	Hofstra	12 8		212 A	George Mason	

T
O
W
S
O
N

Non-Div. I Games:

Towson

RPI	S	Opponent	Score	
225	H	Georgetown	9	3
230	N	Sacred Heart	2	5
233	N	Youngstown St.	8	0
245	A	Princeton	0	8
264	N	Presbyterian	9	1
273	H	Morgan St.	6	13
280	H	Howard	7	2
280	H	Howard	6	4
289	H	Coppin St.	12	0
289	H	Coppin St.	15	0
296	N	Saint Peter's	10	2

T
O
W
S
O
N

T
O
W
S
O
N

Towson

Average RPI Win:	210	WON-LOST RECORD	WINNING PCT. RANK	LAST 10 GAMES	STRENGTH OF SCHEDULE	OPP. STRENGTH OF SCHEDULE	TEAM RPI	ADJ RPI	CONF. RPI	ADJ CONF. RPI		
DIV. I ONLY		31-23-0	.57407	96	5-5-0	171	190	121	.50525	122	18	18
DIV. I NON-CONF.		18-11-0	.62069	77	0-1-0	173	219	109	.5184	114	17	17
<hr/>												
TOTALS	RPI 1-25	RPI 26-50		W-L RECORDS		RPI 51-100		RPI 101-150		RPI 150+		
31-23-0	0-4-0	0-0-0		OVERALL		2-7-0		2-9-0		27-3-0		
13-9-0	0-1-0	0-0-0		HOME		2-5-0		0-0-0		11-3-0		
8-7-0	0-2-0	0-0-0		AWAY		0-0-0		1-5-0		7-0-0		
10-7-0	0-1-0	0-0-0		NEUTRAL		0-2-0		1-4-0		9-0-0		
18-11-0	0-4-0	0-0-0		NON-CONFERENCE		0-2-0		2-4-0		16-1-0		
7-3-0	0-1-0	0-0-0		HOME		0-1-0		0-0-0		7-1-0		
2-3-0	0-2-0	0-0-		AWAY		0-0-0		1-1-0		1-0-0		
9-5-0	0-1-0	0-0-0		NEUTRAL		0-1-0		1-3-0		8-0-0		
13-12-0	0-0-0	0-0-0		CONFERENCE		2-5-0		0-5-0		11-2-0		
6-6-0	0-0-0	0-0-0		HOME		2-4-0		0-0-0		4-2-0		
6-4-0	0-0-0	0-0-0		AWAY		0-0-0		0-4-0		6-0-0		
1-2-0	0-0-0	0-0-0		NEUTRAL		0-1-0		0-1-0		1-0-0		
RPI	S	Opponent	Score	RPI	S	Opponent	Score	RPI	S	Opponent	Score	
6	N	Alabama	4 6					103	A	Austin Peay	1 9	
15	H	Ole Miss	1 11					103	A	Austin Peay	3 6	
25	A	Georgia	1 8					103	N	Austin Peay	2 4	
25	A	Georgia	0 3					124	N	Ball St.	5 0	
								125	A	UIC	5 0	
								125	N	UIC	0 1	
								126	A	Middle Tenn.	3 4	
								127	N	Monmouth	2 4	
								129	A	Murray St.	0 1	
								129	A	Murray St.	0 3	
								141	N	Massachusetts	0 7	
								151	A	Samford	7 6	
								172	N	Delaware	5 4	
								178	H	UT Martin	7 0	
								178	H	UT Martin	1 4	
								178	N	UT Martin	7 0	
								185	H	Tennessee Tech	5 7	
								185	H	Tennessee Tech	4 3	
								187	A	SIUE	11 3	
								187	A	SIUE	10 4	
								198	H	Dayton	2 3	
								204	N	Indiana St.	7 2	
								210	N	Drexel	16 1	
								223	A	Eastern Ill.	7 6	
								223	A	Eastern Ill.	6 5	
								227	H	Tennessee St.	10 5	
								227	H	Tennessee St.	9 1	
LAST 10 GAMES												
				91	N	Eastern Ky.	1 3	187	A	SIUE	11 3	
				103	N	Austin Peay	2 4	187	A	SIUE	10 4	
				178	N	UT Martin	7 0	223	A	Eastern Ill.	7 6	
				91	H	Eastern Ky.	1 10	223	A	Eastern Ill.	6 5	
				91	H	Eastern Ky.	2 10	6	N	Alabama	4 6	

Non-Div. I Games:

Belmont

RPI	S	Opponent	Score
235	H	Northern Ky.	6 5
243	N	Bryant	5 1
243	N	Bryant	3 2
251	N	IUPUI	10 1
251	N	IUPUI	3 2
252	H	Purdue Fort Wayne	8 0
252	H	Purdue Fort Wayne	8 1
253	H	Maine	13 5
253	H	Maine	4 1
260	N	Akron	10 2
262	H	Alabama A&M	9 0
262	H	Alabama A&M	9 1
283	A	Morehead St.	10 0
283	A	Morehead St.	12 3

[illegible]

Non-Div. I Games:

Maryland

Average RPI Win:		195	WON-LOST RECORD		WINNING PCT. RANK		LAST 10 GAMES		STRENGTH OF SCHEDULE		OPP. STRENGTH OF SCHEDULE		TEAM RPI		ADJ RPI		CONF. RPI		ADJ CONF. RPI	
DIV. I ONLY			34-20-0		.62963 66		5-5-0		225		173		122		.50459 124		14		15	
DIV. I NON-CONF.			25-10-0		.71429 38		3-0-0		229		196		94		.52786 98		16		16	
TOTALS		RPI 1-25		RPI 26-50		W-L RECORDS		RPI 51-100		RPI 101-150		RPI 150+								
34-20-0		0-1-0		0-2-0		OVERALL		1-2-0		8-9-0		25-6-0								
6-4-0		0-0-0		0-0-0		HOME		0-0-0		1-2-0		5-2-0								
10-7-0		0-0-0		0-2-0		AWAY		1-1-0		2-1-0		7-3-0								
18-9-0		0-1-0		0-0-0		NEUTRAL		0-1-0		5-6-0		13-1-0								
25-10-0		0-1-0		0-2-0		NON-CONFERENCE		1-1-0		6-5-0		18-1-0								
1-0-0		0-0-0		0-0-0		HOME		0-0-0		0-0-0		1-0-0								
6-3-0		0-0-0		0-0-		AWAY		1-1-0		1-0-0		4-0-0								
18-7-0		0-1-0		0-0-0		NEUTRAL		0-0-0		5-5-0		13-1-0								
9-10-0		0-0-0		0-0-0		CONFERENCE		0-1-0		2-4-0		7-5-0								
5-4-0		0-0-0		0-0-0		HOME		0-0-0		1-2-0		4-2-0								
4-4-0		0-0-0		0-0-0		AWAY		0-0-0		1-1-0		3-3-0								
0-2-0		0-0-0		0-0-0		NEUTRAL		0-1-0		0-1-0		0-0-0								
RPI	S	Opponent		Score		RPI	S	Opponent		Score		RPI	S	Opponent		Score				
23	N	South Carolina		1	15	32	A	South Fla.		2	5	75	N	Kent St.		1	4			
						49	A	San Jose St.		0	5	83	A	FGCU		0	4			
												83	A	FGCU		2	0			
														102		N	Ohio	2	3	
														104		A	North Florida	8	2	
														111		N	Iowa	3	10	
														117		H	Toledo	2	5	
														117		H	Toledo	4	2	
														118		A	Northern Ill.	7	5	
														118		A	Northern Ill.	6	7	
														118		H	Northern Ill.	2	4	
														120		N	LIU Brooklyn	7	4	
														122		N	Belmont	0	5	
														127		N	Monmouth	3	0	
														129		N	Murray St.	1	5	
														136		N	South Dakota	10	4	
														137		N	Fordham	11	3	
														137		N	Fordham	3	4	
														150		N	Penn St.	1	0	
														150		N	Penn St.	2	10	
														156		A	Central Mich.	3	8	
														156		A	Central Mich.	8	10	
														156		A	Central Mich.	7	4	
														161		N	Utah St.	5	2	
														171		A	Mercer	6	5	
														172		N	Delaware	9	0	
														182		A	Western Mich.	7	5	
														182		A	Western Mich.	5	3	
														182		A	Western Mich.	9	10	
														196		N	Central Ark.	5	4	
LAST 10 GAMES																				
75		N	Kent St.	1	4	156		A	Central Mich.	3	8	172		N	Delaware	9	0			
102		N	Ohio	2	3	156		A	Central Mich.	7	4	182		A	Western Mich.	7	5			
252		A	Purdue Fort Wayne	4	3	224		H	Butler	3	2	182		A	Western Mich.	5	3			
255		N	Oakland	10	0	117		H	Toledo	2	5	182		A	Western Mich.	9	10			
156		A	Central Mich.	8	10	117		H	Toledo	4	2	196		N	Central Ark.	5	4			

Non-Div. I Games:

Ball St.

Ball St.

Through Games Of June 4, 2019 (FINAL)




RPI	S	Opponent	Score	
199	N	Furman	8	2
200	A	Bethune-Cookman	2	0
200	A	Bethune-Cookman	1	0
203	H	Bowling Green	4	5
203	H	Bowling Green	2	1
203	H	Bowling Green	1	4
213	N	Penn	3	5
219	N	Montana	9	1
224	H	Butler	3	2
225	N	Georgetown	10	0
234	N	Northern Colo.	10	0
252	A	Purdue Fort Wayne	4	3
255	N	Oakland	10	0
256	N	CSU Bakersfield	8	6
260	H	Akron	13	1
260	H	Akron	9	1
260	H	Akron	14	6
264	N	Presbyterian	3	0
271	N	Cleveland St.	10	3
271	N	Cleveland St.	4	2
276	N	Quinnipiac	3	2

Ball St.

B
a
l
l
S
t
.

B
a
l
l
S
t
.

U
I
C

 Tie,  Loss,  Non-Conf, S Site, H Home, A Away, N Neutral Page 194

RPI	S	Opponent	Score	
251	A	IUPUI	11	0
251	A	IUPUI	19	9
251	H	IUPUI	12	3
252	N	Purdue Fort Wayne	10	3
255	A	Oakland	6	7
255	A	Oakland	10	0
255	A	Oakland	0	5
271	H	Cleveland St.	15	1
271	H	Cleveland St.	5	4
271	H	Cleveland St.	17	9
274	H	Green Bay	7	0
274	H	Green Bay	4	3
274	H	Green Bay	8	0
287	N	Rider	17	0

Average RPI Win: 159		WON-LOST RECORD		WINNING PCT. RANK		LAST 10 GAMES		STRENGTH OF SCHEDULE		OPP. STRENGTH OF SCHEDULE		TEAM RPI		ADJ RPI		CONF. RPI		ADJ CONF. RPI	
DIV. I ONLY		29-30-0		.49153 148		4-6-0		128		117		125		.50311 126		11		10	
DIV. I NON-CONF.		16-15-0		.51613 131		0-2-0		156		152		134		.50136 133		9		9	
TOTALS		RPI 1-25		RPI 26-50		W-L RECORDS		RPI 51-100		RPI 101-150		RPI 150+							
29-30-0		0-2-0		1-2-0		OVERALL		3-12-0		9-7-0		16-7-0							
8-9-0		0-0-0		0-0-0		HOME		0-6-0		4-1-0		4-2-0							
9-11-0		0-0-0		0-2-0		AWAY		2-4-0		2-2-0		5-3-0							
12-10-0		0-2-0		1-0-0		NEUTRAL		1-2-0		3-4-0		7-2-0							
16-15-0		0-2-0		1-1-0		NON-CONFERENCE		1-3-0		4-6-0		10-3-0							
3-2-0		0-0-0		0-0-0		HOME		0-0-0		1-1-0		2-1-0							
3-4-0		0-0-0		0-0-		AWAY		1-2-0		0-1-0		2-0-0							
10-9-0		0-2-0		1-0-0		NEUTRAL		0-1-0		3-4-0		6-2-0							
13-15-0		0-0-0		0-1-0		CONFERENCE		2-9-0		5-1-0		6-4-0							
5-7-0		0-0-0		0-0-0		HOME		0-6-0		3-0-0		2-1-0							
6-7-0		0-0-0		0-1-0		AWAY		1-2-0		2-1-0		3-3-0							
2-1-0		0-0-0		0-0-0		NEUTRAL		1-1-0		0-0-0		1-0-0							
RPI	S	Opponent		Score		RPI	S	Opponent		Score		RPI	S	Opponent		Score			
17	N	Tennessee		0	8	28	A	Mississippi St.		2	8	54	A	North Texas		0	1		
23	N	South Carolina		4	6	32	N	South Fla.		2	1	54	A	North Texas		2	6		
						44	A	Louisiana Tech		0	10	54	A	North Texas		4	2		
												54	N	North Texas		2	4		
												57	H	Western Ky.		0	8		
												57	H	Western Ky.		3	14		
												57	H	Western Ky.		4	6		
												57	N	Western Ky.		1	0		
												69	H	Marshall		0	5		
												69	H	Marshall		0	12		
												69	H	Marshall		2	8		
												74	A	Grand Canyon		7	5		
												85	A	McNeese		3	7		
												92	N	Purdue		3	12		
												99	A	San Diego St.		1	2		
LAST 10 GAMES																			
106	A	SFA		0	4	174	N	UTEP		4	3	174	N	UTEP		4	3		
85	A	McNeese		3	7	54	A	North Texas		2	6	178	A	UT Martin		2	0		
54	N	North Texas		2	4	54	A	North Texas		4	2	189	N	Colgate		1	2		
44	A	Louisiana Tech		0	10	54	A	North Texas		0	1	192	A	Charlotte		6	5		
57	N	Western Ky.		1	0	154	H	UAB		5	4	192	A	Charlotte		2	9		

Non-Div. I Games:

Middle Tenn.

Middle Tenn.

Mid
dle
Ten
n.

Middle Tenn.

Average RPI Win: 225		WON-LOST	WINNING	LAST 10	STRENGTH OF		OPP. STRENGTH	TEAM	ADJ	CONF.	ADJ CONF.				
Average RPI Loss: 150		RECORD	PCT. RANK	GAMES	SCHEDULE		OF SCHEDULE	RPI	RPI	RPI	RPI				
DIV. I ONLY		36-18-0	.66667	46	7-3-0		239	247	126	.50247	127	30	30		
DIV. I NON-CONF.		17-14-0	.54839	113	0-2-0		220	202	154	.48908	153	30	30		
TOTALS		RPI 1-25	RPI 26-50		W-L RECORDS		RPI 51-100		RPI 101-150		RPI 150+				
36-18-0		0-1-0	0-1-0		OVERALL		3-4-0		2-2-0		31-10-0				
13-5-0		0-1-0	0-0-0		HOME		0-2-0		0-0-0		13-2-0				
13-4-0		0-0-0	0-0-0		AWAY		0-0-0		1-0-0		12-4-0				
10-9-0		0-0-0	0-1-0		NEUTRAL		3-2-0		1-2-0		6-4-0				
17-14-0		0-1-0	0-1-0		NON-CONFERENCE		3-4-0		2-2-0		12-6-0				
4-4-0		0-1-0	0-0-0		HOME		0-2-0		0-0-0		4-1-0				
4-1-0		0-0-0	0-0-		AWAY		0-0-0		1-0-0		3-1-0				
9-9-0		0-0-0	0-1-0		NEUTRAL		3-2-0		1-2-0		5-4-0				
19-4-0		0-0-0	0-0-0		CONFERENCE		0-0-0		0-0-0		19-4-0				
9-1-0		0-0-0	0-0-0		HOME		0-0-0		0-0-0		9-1-0				
9-3-0		0-0-0	0-0-0		AWAY		0-0-0		0-0-0		9-3-0				
1-0-0		0-0-0	0-0-0		NEUTRAL		0-0-0		0-0-0		1-0-0				
RPI S	Opponent	Score		RPI S	Opponent	Score		RPI S	Opponent	Score		RPI S	Opponent	Score	
13 H	LSU	0	2	44 N	Louisiana Tech	0	1	61 N	Wichita St.	7	4	104 N	North Florida	0	8
								69 N	Marshall	4	2	119 A	FIU	2	0
								69 N	Marshall	0	1	122 N	Belmont	4	2
								75 H	Kent St.	1	3	124 N	Ball St.	0	3
								75 H	Kent St.	5	13	172 H	Delaware	2	1
								89 N	Rutgers	1	2	172 H	Delaware	4	5
								89 N	Rutgers	8	0	172 N	Delaware	0	10
												183 A	Marist	5	4
												183 A	Marist	6	1
												183 A	Marist	5	10
												183 A	Marist	0	2
												191 A	Columbia	8	2
												191 N	Columbia	4	3
												191 N	Columbia	3	10
												196 N	Central Ark.	2	4
												211 N	Army West Point	1	3
												212 A	George Mason	4	2
												221 H	Fairfield	2	1
												221 H	Fairfield	8	0
												231 A	Siena	1	0
												231 A	Siena	2	1
												231 N	Siena	11	1
												240 H	Iona	4	6
												240 H	Iona	2	1
												245 H	Princeton	8	0
												246 A	Manhattan	3	1
												246 A	Manhattan	4	3
LAST 10 GAMES				44 N	Louisiana Tech	0	1	221 H	Fairfield	2	1	240 H	Iona	2	1
				13 H	LSU	0	2	221 H	Fairfield	8	0	240 H	Iona	2	1
				183 A	Marist	6	1	240 H	Iona	4	6	245 H	Princeton	8	0
				183 A	Marist	5	4	240 H	Iona	2	1	246 A	Manhattan	3	1
				231 N	Siena	11	1	231 A	Siena	2	1	246 A	Manhattan	4	3

Non-Div. I Games:

Monmouth

RPI	S	Opponent	Score	
257	H	Canisius	4	1
257	H	Canisius	9	1
266	H	Niagara	7	2
266	H	Niagara	6	0
268	H	Wagner	8	0
268	H	Wagner	4	0
270	N	Holy Cross	5	0
276	H	Quinnipiac	3	0
276	H	Quinnipiac	4	3
277	A	Lafayette	9	0
277	A	Lafayette	2	7
277	N	Lafayette	7	2
277	N	Lafayette	4	3
279	N	Brown	6	2
287	A	Rider	2	5
287	A	Rider	6	0
296	A	Saint Peter's	8	0
296	A	Saint Peter's	8	0

Monmouth

M
o
n
m
o
u
t
h

M
o
n
m
o
u
t
h

Average RPI Win:		159	WON-LOST RECORD		WINNING PCT. RANK		LAST 10 GAMES		STRENGTH OF SCHEDULE		OPP. STRENGTH OF SCHEDULE		TEAM RPI		ADJ RPI		CONF. RPI		ADJ CONF. RPI				
Average RPI Loss:		88																					
DIV. I ONLY			23-31-0		.42593 184		3-7-0		72		110		130		.50186 128		6		6				
DIV. I NON-CONF.			18-14-0		.5625 104		0-1-0		118		211		113		.51876 112		6		6				
TOTALS		RPI 1-25		RPI 26-50		W-L RECORDS		RPI 51-100		RPI 101-150		RPI 150+											
23-31-0		0-2-0		3-8-0		OVERALL		4-9-0		4-5-0		12-7-0											
8-14-0		0-2-0		1-2-0		HOME		0-3-0		0-2-0		7-5-0											
7-14-0		0-0-0		1-5-0		AWAY		3-5-0		2-3-0		1-1-0											
8-3-0		0-0-0		1-1-0		NEUTRAL		1-1-0		2-0-0		4-1-0											
18-14-0		0-2-0		0-1-0		NON-CONFERENCE		3-4-0		3-3-0		12-4-0											
7-6-0		0-2-0		0-0-0		HOME		0-0-0		0-2-0		7-2-0											
4-5-0		0-0-0		0-0-		AWAY		2-3-0		1-1-0		1-1-0											
7-3-0		0-0-0		0-1-0		NEUTRAL		1-1-0		2-0-0		4-1-0											
5-17-0		0-0-0		3-7-0		CONFERENCE		1-5-0		1-2-0		0-3-0											
1-8-0		0-0-0		1-2-0		HOME		0-3-0		0-0-0		0-3-0											
3-9-0		0-0-0		1-5-0		AWAY		1-2-0		1-2-0		0-0-0											
1-0-0		0-0-0		1-0-0		NEUTRAL		0-0-0		0-0-0		0-0-0											
RPI	S	Opponent		Score		RPI	S	Opponent		Score		RPI	S	Opponent		Score		RPI	S	Opponent		Score	
11	H	James Madison		1	3	30	H	Tulsa		1	5	51	H	UCF		3	5	119	A	FIU		1	2
21	H	North Carolina		0	5	30	H	Tulsa		1	0	51	H	UCF		2	7	120	N	LIU Brooklyn		6	5
						30	H	Tulsa		1	8	51	H	UCF		2	6	121	N	Towson		14	5
						30	N	Tulsa		4	3	61	A	Wichita St.		5	11	132	H	Winthrop		0	19
						32	A	South Fla.		2	3	61	A	Wichita St.		0	8	138	A	Memphis		5	4
						32	A	South Fla.		3	4	61	A	Wichita St.		3	2	138	A	Memphis		1	9
						32	A	South Fla.		0	2	70	A	Longwood		2	3	138	A	Memphis		0	8
						36	A	Houston		1	4	70	A	Longwood		8	7	141	H	Massachusetts		0	5
						36	A	Houston		5	2	79	N	Miami (OH)		9	1	147	A	Fla. Atlantic		12	5
						36	A	Houston		1	4	79	N	Miami (OH)		1	3	152	H	Campbell		9	4
						37	N	Notre Dame		0	5	81	A	USC Upstate		3	1	152	H	Campbell		2	10
												84	A	NC State		1	5	153	H	UConn		3	10
												88	A	Duke		1	4	153	H	UConn		2	7
																		153	H	UConn		4	8
																		159	H	Boston College		0	1
																		169	H	Saint Francis (PA)		7	5
																		188	N	Florida A&M		5	7
																		191	H	Columbia		6	2
																		191	H	Columbia		11	0
																		212	A	George Mason		3	4
																		212	A	George Mason		7	2
																		230	N	Sacred Heart		3	0
																		233	N	Youngstown St.		11	4
																		268	H	Wagner		7	6
																		268	H	Wagner		6	3
																		271	H	Cleveland St.		9	8
																		284	N	Cornell		11	1
LAST 10 GAMES																							
						30	N	Tulsa		4	3	153	H	UConn		2	7	233	N	Youngstown St.		11	4
						36	A	Houston		5	2	153	H	UConn		3	10	268	H	Wagner		7	6
						36	A	Houston		1	4	88	A	Duke		1	4	268	H	Wagner		6	3
						36	A	Houston		1	4	61	A	Wichita St.		5	11	271	H	Cleveland St.		9	8
						153	H	UConn		4	8	61	A	Wichita St.		3	2	284	N	Cornell		11	1

Non-Div. I Games:

East Carolina

RPI	S	Opponent	Score	
284	N	Cornell	10	0

East Carolina

E
a
s
t
C
a
r
o
l
i
n
a

E
a
s
t
C
a
r
o
l
i
n
a

Average RPI Win: 170		WON-LOST	WINNING	LAST 10	STRENGTH OF		OPP. STRENGTH	TEAM	ADJ	CONF.	ADJ CONF.
Average RPI Loss: 100		RECORD	PCT. RANK	GAMES	SCHEDULE		OF SCHEDULE	RPI	RPI	RPI	RPI
DIV. I ONLY		26-27-0	.49057	150	5-5-0		132	114	129	.50155	129
DIV. I NON-CONF.		10-19-0	.34483	222	0-2-0		103	74	173	.47589	172
TOTALS		RPI 1-25	RPI 26-50		W-L RECORDS		RPI 51-100		RPI 101-150		RPI 150+
26-27-0		0-4-0	1-1-0		OVERALL		2-10-0		6-8-0		17-4-0
11-6-0		0-1-0	0-0-0		HOME		1-2-0		2-2-0		8-1-0
10-10-0		0-0-0	1-1-0		AWAY		1-7-0		2-2-0		6-0-0
5-11-0		0-3-0	0-0-0		NEUTRAL		0-1-0		2-4-0		3-3-0
10-19-0		0-4-0	1-1-0		NON-CONFERENCE		0-5-0		3-6-0		6-3-0
3-4-0		0-1-0	0-0-0		HOME		0-1-0		0-2-0		3-0-0
2-6-0		0-0-0	1-0-		AWAY		0-4-0		1-1-0		0-0-0
5-9-0		0-3-0	0-0-0		NEUTRAL		0-0-0		2-3-0		3-3-0
16-8-0		0-0-0	0-0-0		CONFERENCE		2-5-0		3-2-0		11-1-0
8-2-0		0-0-0	0-0-0		HOME		1-1-0		2-0-0		5-1-0
8-4-0		0-0-0	0-0-0		AWAY		1-3-0		1-1-0		6-0-0
0-2-0		0-0-0	0-0-0		NEUTRAL		0-1-0		0-1-0		0-0-0
RPI S	Opponent	Score	RPI S	Opponent	Score	RPI S	Opponent	Score	RPI S	Opponent	Score
6 N	Alabama	0 12	43 A	Southern Ill.	0 4	57 A	Western Ky.	1 4	103 A	Austin Peay	2 4
6 N	Alabama	10 16	43 A	Southern Ill.	5 3	59 A	Southeast Mo. St.	1 9	103 A	Austin Peay	4 2
16 H	Kentucky	4 14				59 A	Southeast Mo. St.	8 4	103 N	Austin Peay	0 3
19 N	Texas Tech	0 8				65 A	Troy	1 2	109 H	North Ala.	4 5
						78 A	Jacksonville St.	4 9	109 N	North Ala.	2 3
						78 A	Jacksonville St.	0 2	122 H	Belmont	1 0
						84 A	NC State	1 10	122 H	Belmont	3 0
						84 A	NC State	1 9	123 N	Maryland	3 6
						91 H	Eastern Ky.	1 5	123 N	Maryland	2 3
						91 H	Eastern Ky.	7 6	124 N	Ball St.	5 1
						91 N	Eastern Ky.	3 5	136 N	South Dakota	8 4
						94 H	UNI	7 10	138 A	Memphis	5 9
									138 A	Memphis	6 3
									138 H	Memphis	0 8
									151 H	Samford	5 1
									151 H	Samford	4 1
									172 N	Delaware	16 5
									178 A	UT Martin	3 0
									178 A	UT Martin	5 4
									185 H	Tennessee Tech	1 0
									185 H	Tennessee Tech	5 0
									186 N	UMBC	2 3
									187 A	SIUE	8 2
									187 A	SIUE	5 2
									205 N	Saint Louis	13 12
									212 N	George Mason	3 6
									223 A	Eastern Ill.	7 0
			LAST 10 GAMES								
			103 N	Austin Peay	0 3	283 H	Morehead St.	15 0			
			91 N	Eastern Ky.	3 5	283 H	Morehead St.	9 1			
			187 A	SIUE	8 2	91 H	Eastern Ky.	7 6			
			187 A	SIUE	5 2	91 H	Eastern Ky.	1 5			
			57 A	Western Ky.	1 4	109 H	North Ala.	4 5			

Non-Div. I Games:

Murray St.

M
u
r
r
a
y
s
t
.

M
u
r
r
a
y
s
t
.

Murray St.

Average RPI Win:	201	WON-LOST	WINNING	LAST 10	STRENGTH OF	OPP. STRENGTH	TEAM	ADJ	CONF.	ADJ CONF.	
Average RPI Loss:	112	RECORD	PCT. RANK	GAMES	SCHEDULE	OF SCHEDULE	RPI	RPI	RPI	RPI	
DIV. I ONLY	34-23-0	.59649	85	5-5-0	219	191	138	.50133	130	20	19
DIV. I NON-CONF.	14-11-0	.56	107	0	225	208	152	.4932	148	14	14
<hr/>											
TOTALS	RPI 1-25	RPI 26-50		W-L RECORDS		RPI 51-100		RPI 101-150		RPI 150+	
34-23-0	0-1-0	1-3-0		OVERALL		4-8-0		4-5-0		25-6-0	
20-10-0	0-0-0	1-1-0		HOME		3-2-0		3-2-0		13-5-0	
9-9-0	0-1-0	0-2-0		AWAY		1-2-0		0-3-0		8-1-0	
5-4-0	0-0-0	0-0-0		NEUTRAL		0-4-0		1-0-0		4-0-0	
<hr/>											
14-11-0	0-1-0	1-3-0		NON-CONFERENCE		1-3-0		1-1-0		11-3-0	
8-6-0	0-0-0	1-1-0		HOME		1-1-0		1-1-0		5-3-0	
3-3-0	0-1-0	0-0-		AWAY		0-0-0		0-0-0		3-0-0	
3-2-0	0-0-0	0-0-0		NEUTRAL		0-2-0		0-0-0		3-0-0	
<hr/>											
20-12-0	0-0-0	0-0-0		CONFERENCE		3-5-0		3-4-0		14-3-0	
12-4-0	0-0-0	0-0-0		HOME		2-1-0		2-1-0		8-2-0	
6-6-0	0-0-0	0-0-0		AWAY		1-2-0		0-3-0		5-1-0	
2-2-0	0-0-0	0-0-0		NEUTRAL		0-2-0		1-0-0		1-0-0	
<hr/>											
RPI S	Opponent	Score		RPI S	Opponent	Score		RPI S	Opponent	Score	
18 A	Louisiana	1	7	28 A	Mississippi St.	3	4	62 N	Sam Houston St.	0	7
				43 H	Southern Ill.	4	3	75 H	Kent St.	7	5
				44 A	Louisiana Tech	4	7	82 A	Nicholls St.	3	4
				49 H	San Jose St.	2	6	82 A	Nicholls St.	2	3
								82 A	Nicholls St.	11	1
								85 H	McNeese	1	0
								85 H	McNeese	3	2
								85 H	McNeese	1	4
								85 N	McNeese	0	1
								87 H	Missouri St.	3	5
								90 N	Georgia Tech	2	4
								91 N	Eastern Ky.	0	5
									</		

Non-Div. I Games:

Southeastern La.

RPI	S	Opponent	Score	
250	H	A&M-Corpus Christi	8	0
252	N	Purdue Fort Wayne	3	1
263	A	Incarnate Word	15	3
263	A	Incarnate Word	18	0
263	A	Incarnate Word	21	15
269	A	Alcorn	8	1
269	N	Alcorn	8	0
269	N	Alcorn	7	1
275	H	Mississippi Val.	7	3
275	H	Mississippi Val.	19	4
278	H	Jackson St.	7	0
278	H	Jackson St.	7	0
295	A	Southern U.	5	3

Southeastern La.

S
o
u
t
h
e
a
s
t
e
r
n
L
a
.

S
o
u
t
h
e
a
s
t
e
r
n
L
a
.

Syracuse

Through Games Of June 4, 2019 (FINAL)

Average RPI Win: 158		WON-LOST	WINNING	LAST 10	STRENGTH OF		OPP. STRENGTH	TEAM	ADJ		CONF.	ADJ CONF.
Average RPI Loss: 72		RECORD	PCT. RANK	GAMES	SCHEDULE		OF SCHEDULE	RPI	RPI		RPI	RPI
DIV. I ONLY		21-32-0	.39623	205	2-8-0		74	48	133		.50081	131
DIV. I NON-CONF.		13-15-0	.46429	158	2-0-0		59	79	108		.52013	110
TOTALS		RPI 1-25	RPI 26-50		W-L RECORDS		RPI 51-100		RPI 101-150		RPI 150+	
21-32-0		0-9-0	3-6-0		OVERALL		5-10-0		2-1-0		11-6-0	
8-8-0		0-3-0	2-1-0		HOME		2-2-0		0-0-0		4-2-0	
6-16-0		0-4-0	1-5-0		AWAY		2-4-0		0-0-0		3-3-0	
7-8-0		0-2-0	0-0-0		NEUTRAL		1-4-0		2-1-0		4-1-0	
13-15-0		0-6-0	0-3-0		NON-CONFERENCE		2-3-0		2-1-0		9-2-0	
4-0-0		0-0-0	0-0-0		HOME		1-0-0		0-0-0		3-0-0	
2-8-0		0-4-0	0-0-		AWAY		0-0-0		0-0-0		2-1-0	
7-7-0		0-2-0	0-0-0		NEUTRAL		1-3-0		2-1-0		4-1-0	
8-17-0		0-3-0	3-3-0		CONFERENCE		3-7-0		0-0-0		2-4-0	
4-8-0		0-3-0	2-1-0		HOME		1-2-0		0-0-0		1-2-0	
4-8-0		0-0-0	1-2-0		AWAY		2-4-0		0-0-0		1-2-0	
0-1-0		0-0-0	0-0-0		NEUTRAL		0-1-0		0-0-0		0-0-0	
RPI S	Opponent	Score	RPI S	Opponent	Score	RPI S	Opponent	Score	RPI S	Opponent	Score	
1 N	Oklahoma	0 6	30 A	Tulsa	3 11	52 N	Indiana	5 6	135 N	Illinois St.	5 3	
1 N	Oklahoma	1 9	34 A	Louisville	0 8	52 N	Indiana	1 5	150 N	Penn St.	2 3	
5 H	Florida St.	1 9	34 A	Louisville	4 2	56 N	Seattle U	7 0	150 N	Penn St.	11 1	
5 H	Florida St.	0 8	34 A	Louisville	2 4	74 H	Grand Canyon	3 2	159 A	Boston College	2 10	
5 H	Florida St.	5 14	37 H	Notre Dame	8 6	84 A	NC State	5 3	159 A	Boston College	8 3	
9 A	Oklahoma St.	0 8	37 H	Notre Dame	6 8	84 A	NC State	2 7	159 A	Boston College	3 4	
10 A	Florida	2 8	37 H	Notre Dame	9 1	84 A	NC State	5 2	180 H	Pittsburgh	10 0	
10 A	Florida	0 8	38 A	Colorado St.	0 8	84 N	NC State	3 4	180 H	Pittsburgh	1 6	
16 A	Kentucky	0 13	38 A	Colorado St.	6 8	88 H	Duke	4 0	180 H	Pittsburgh	1 2	
						88 H	Duke	1 5	188 N	Florida A&M	8 0	
						88 H	Duke	2 3	188 N	Florida A&M	2 10	
						90 A	Georgia Tech	4 5	189 A	Colgate	2 4	
						90 A	Georgia Tech	1 9	198 N	Dayton	7 6	
						90 A	Georgia Tech	7 8	201 A	Binghamton	14 0	
						99 N	San Diego St.	8 9	257 A	Canisius	9 6	
									266 H	Niagara	12 4	
									266 H	Niagara	7 5	
									268 N	Wagner	15 3	
									268 N	Wagner	7 3	
									284 H	Cornell	3 0	
LAST 10 GAMES												
			84 N	NC State	3 4	90 A	Georgia Tech	1 9				
			5 H	Florida St.	5 14	90 A	Georgia Tech	7 8				
			5 H	Florida St.	1 9	90 A	Georgia Tech	4 5				
			5 H	Florida St.	0 8	201 A	Binghamton	14 0				
			284 H	Cornell	3 0	180 H	Pittsburgh	1 6				

Non-Div. I Games:

Syracuse

Average RPI Win: 189		WON-LOST RECORD		WINNING PCT. RANK		LAST 10 GAMES		STRENGTH OF SCHEDULE		OPP. STRENGTH OF SCHEDULE		TEAM RPI		ADJ RPI		CONF. RPI		ADJ CONF. RPI	
DIV. I ONLY		30-25-0		.54545 113		7-3-0		168		184		136		.5001 132		19		20	
DIV. I NON-CONF.		12-13-0		.48 152		1-0-0		231		184		189		.47139 178		21		22	
TOTALS		RPI 1-25		RPI 26-50		W-L RECORDS		RPI 51-100		RPI 101-150		RPI 150+							
30-25-0		0-4-0		0-0-0		OVERALL		6-7-0		1-2-0		23-12-0							
10-6-0		0-0-0		0-0-0		HOME		3-3-0		0-0-0		7-3-0							
9-12-0		0-3-0		0-0-0		AWAY		1-2-0		1-0-0		7-7-0							
11-7-0		0-1-0		0-0-0		NEUTRAL		2-2-0		0-2-0		9-2-0							
12-13-0		0-4-0		0-0-0		NON-CONFERENCE		1-2-0		1-2-0		10-5-0							
2-2-0		0-0-0		0-0-0		HOME		0-0-0		0-0-0		2-2-0							
3-6-0		0-3-0		0-0-		AWAY		1-2-0		1-0-0		1-1-0							
7-5-0		0-1-0		0-0-0		NEUTRAL		0-0-0		0-2-0		7-2-0							
18-12-0		0-0-0		0-0-0		CONFERENCE		5-5-0		0-0-0		13-7-0							
8-4-0		0-0-0		0-0-0		HOME		3-3-0		0-0-0		5-1-0							
6-6-0		0-0-0		0-0-0		AWAY		0-0-0		0-0-0		6-6-0							
4-2-0		0-0-0		0-0-0		NEUTRAL		2-2-0		0-0-0		2-0-0							
RPI	S	Opponent		Score		RPI	S	Opponent		Score		RPI	S	Opponent		Score			
23	A	South Carolina		0 3				70 H Longwood		3 1		128	A	East Carolina		19 0			
23	N	South Carolina		1 15				70 H Longwood		4 6		141	N	Massachusetts		1 2			
25	A	Georgia		0 11				70 H Longwood		2 4		141	N	Massachusetts		2 3			
25	A	Georgia		0 11				70 N Longwood		2 10		152	A	Campbell		3 4			
								70 N Longwood		4 3		152	A	Campbell		9 6			
								70 N Longwood		2 3		152	A	Campbell		1 2			
								73 A UNC Greensboro		6 3		169	N	Saint Francis (PA)		4 5			
								76 A Coastal Caro.		4 6		170	A	Radford		10 5			
								81 H USC Upstate		3 1		170	A	Radford		0 8			
								81 H USC Upstate		2 5		170	A	Radford		11 12			
								81 H USC Upstate		8 7		170	N	Radford		4 3			
								81 N USC Upstate		2 1		173	A	Ga. Southern		10 7			
								84 A NC State		2 4		175	H	Gardner-Webb		1 2			
												175	H	Gardner-Webb		9 1			
												175	H	Gardner-Webb		5 0			
												178	N	UT Martin		4 6			
												191	N	Columbia		5 4			
												192	A	Charlotte		1 9			
												201	H	Binghamton		7 2			
												201	H	Binghamton		2 7			
												201	H	Binghamton		11 5			
												209	A	Charleston So.		4 2			
												209	A	Charleston So.		3 1			
												209	A	Charleston So.		1 4			
												209	N	Charleston So.		6 3			
												216	H	Western Caro.		4 9			
												233	N	Youngstown St.		6 2			
LAST 10 GAMES																			
						70	N	Longwood		2 3		209	N	Charleston So.		6 3			
						70	N	Longwood		4 3		209	A	Charleston So.		4 2			
						81	N	USC Upstate		2 1		209	A	Charleston So.		3 1			
						170	N	Radford		4 3		209	A	Charleston So.		1 4			
						70	N	Longwood		2 10		73	A	UNC Greensboro		6 3			

Non-Div. I Games:

Winthrop

RPI	S	Opponent	Score	
236	A	Hampton	8	4
236	A	Hampton	1	9
236	A	Hampton	3	0
258	N	Buffalo	13	9
258	N	Buffalo	3	2
264	H	Presbyterian	2	0
264	H	Presbyterian	5	0
264	H	Presbyterian	9	5
272	N	Omaha	9	2
290	N	Savannah St.	7	1
290	N	Savannah St.	6	1

W
i
n
t
h
r
o
p

W
i
n
t
h
r
o
p

Winthrop

Average RPI Win: 186		WON-LOST RECORD		WINNING PCT. RANK		LAST 10 GAMES		STRENGTH OF SCHEDULE		OPP. STRENGTH OF SCHEDULE		TEAM RPI		ADJ RPI		CONF. RPI		ADJ CONF. RPI	
DIV. I ONLY		29-24-0		.54717 112		6-4-0		162		179		128		.50001 133		16		17	
DIV. I NON-CONF.		19-15-0		.55882 109		2-0-0		198		192		139		.49616 143		19		19	
TOTALS		RPI 1-25		RPI 26-50		W-L RECORDS		RPI 51-100		RPI 101-150		RPI 150+							
29-24-0		0-2-0		0-3-0		OVERALL		1-4-0		9-7-0		19-8-0							
7-5-0		0-0-0		0-0-0		HOME		1-1-0		3-1-0		3-3-0							
9-8-0		0-2-0		0-0-0		AWAY		0-0-0		2-4-0		7-2-0							
13-11-0		0-0-0		0-3-0		NEUTRAL		0-3-0		4-2-0		9-3-0							
19-15-0		0-2-0		0-3-0		NON-CONFERENCE		0-2-0		5-4-0		14-4-0							
3-1-0		0-0-0		0-0-0		HOME		0-0-0		1-0-0		2-1-0							
4-4-0		0-2-0		0-0-		AWAY		0-0-0		1-2-0		3-0-0							
12-10-0		0-0-0		0-3-0		NEUTRAL		0-2-0		3-2-0		9-3-0							
10-9-0		0-0-0		0-0-0		CONFERENCE		1-2-0		4-3-0		5-4-0							
4-4-0		0-0-0		0-0-0		HOME		1-1-0		2-1-0		1-2-0							
5-4-0		0-0-0		0-0-0		AWAY		0-0-0		1-2-0		4-2-0							
1-1-0		0-0-0		0-0-0		NEUTRAL		0-1-0		1-0-0		0-0-0							
RPI S	Opponent	Score		RPI S	Opponent	Score		RPI S	Opponent	Score		RPI S	Opponent	Score					
20 A	Auburn	1	11	26 N	Missouri	0	7	65 N	Troy	1	6	111 N	Iowa	4	2				
20 A	Auburn	0	8	29 N	Wisconsin	1	13	77 H	DePaul	10	2	113 A	St. John's (NY)	6	12				
				47 N	North Dakota St.	1	6	77 H	DePaul	5	7	113 A	St. John's (NY)	6	4				
								77 N	DePaul	10	11	113 A	St. John's (NY)	3	8				
								96 N	Chattanooga	1	2	113 N	St. John's (NY)	6	4				
												119 N	FIU	0	4				
												120 N	LIU Brooklyn	9	3				
												121 A	Towson	3	2				
												121 A	Towson	1	2				
												123 A	Maryland	5	6				
												139 H	Providence	6	0				
												139 H	Providence	1	2				
												139 H	Providence	4	0				
												141 N	Massachusetts	4	1				
												144 H	Lehigh	5	2				
												150 N	Penn St.	1	2				
												160 A	Saint Joseph's	3	2				
												169 N	Saint Francis (PA)	7	0				
												172 H	Delaware	16	9				
												176 H	Creighton	2	8				
												176 H	Creighton	6	0				
												176 H	Creighton	0	8				
												177 A	Seton Hall	9	11				
												177 A	Seton Hall	16	0				
												177 A	Seton Hall	6	7				
												186 N	UMBC	0	3				
												188 N	Florida A&M	4	1				
LAST 10 GAMES				77 N	DePaul	10	11	113 A	St. John's (NY)	6	12	177 A	Seton Hall	9	11				
				113 N	St. John's (NY)	6	4	113 A	St. John's (NY)	6	4	177 A	Seton Hall	16	0				
				77 H	DePaul	5	7	113 A	St. John's (NY)	3	8	177 A	Seton Hall	6	7				
				77 H	DePaul	10	2	172 H	Delaware	16	9	186 N	UMBC	0	3				
				144 H	Lehigh	5	2	225 A	Georgetown	8	0	188 N	Florida A&M	4	1				

Non-Div. I Games:

Villanova

Villanova

Average RPI Win: 173		WON-LOST	WINNING	LAST 10	STRENGTH OF		OPP. STRENGTH	TEAM	ADJ	CONF.	ADJ CONF.
Average RPI Loss: 86		RECORD	PCT. RANK	GAMES	SCHEDULE		OF SCHEDULE	RPI	RPI	RPI	RPI
DIV. I ONLY		26-28-0	.48148	159	6-4-0		138	82	131	.49994	134
DIV. I NON-CONF.		16-17-0	.48485	147	0		139	66	130	.50346	131
TOTALS		RPI 1-25	RPI 26-50		W-L RECORDS		RPI 51-100		RPI 101-150		RPI 150+
26-28-0		0-6-0	2-5-0		OVERALL		4-10-0		2-0-0		18-7-0
14-10-0		0-2-0	0-0-0		HOME		1-2-0		1-0-0		12-6-0
9-9-0		0-2-0	2-2-0		AWAY		2-5-0		0-0-0		5-0-0
3-9-0		0-2-0	0-3-0		NEUTRAL		1-3-0		1-0-0		1-1-0
16-17-0		0-6-0	1-3-0		NON-CONFERENCE		1-4-0		2-0-0		12-4-0
10-5-0		0-2-0	0-0-0		HOME		0-0-0		1-0-0		9-3-0
3-3-0		0-2-0	1-0-		AWAY		0-1-0		0-0-0		2-0-0
3-9-0		0-2-0	0-3-0		NEUTRAL		1-3-0		1-0-0		1-1-0
10-11-0		0-0-0	1-2-0		CONFERENCE		3-6-0		0-0-0		6-3-0
4-5-0		0-0-0	0-0-0		HOME		1-2-0		0-0-0		3-3-0
6-6-0		0-0-0	1-2-0		AWAY		2-4-0		0-0-0		3-0-0
0-0-0		0-0-0	0-0-0		NEUTRAL		0-0-0		0-0-0		0-0-0
RPI S	Opponent	Score	RPI S	Opponent	Score	RPI S	Opponent	Score	RPI S	Opponent	Score
1 H	Oklahoma	0 11	31 N	Stanford	0 2	60 N	Oregon	5 12	108 H	Weber St.	7 1
2 H	UCLA	2 14	31 N	Stanford	2 3	63 A	Fresno St.	0 2	138 N	Memphis	2 0
13 A	LSU	0 8	42 N	Oregon St.	0 8	67 N	LMU (CA)	0 3	153 H	UConn	6 3
14 N	Michigan	0 1	46 A	Cal St. Fullerton	1 9	68 A	UC Davis	0 1	157 H	UC Riverside	4 0
14 N	Michigan	0 8	46 A	Cal St. Fullerton	5 2	68 A	UC Davis	2 1	157 H	UC Riverside	1 8
24 A	Arizona St.	2 8	46 A	Cal St. Fullerton	3 7	68 A	UC Davis	2 4	157 H	UC Riverside	1 5
			49 A	San Jose St.	12 1	80 A	Long Beach St.	2 1	166 H	UTSA	2 1
						80 A	Long Beach St.	3 8	182 N	Western Mich.	9 2
						80 A	Long Beach St.	0 7	190 H	Cal Poly	2 3
						93 H	Hawaii	1 2	190 H	Cal Poly	4 3
						93 H	Hawaii	3 1	190 H	Cal Poly	5 3
						93 H	Hawaii	3 4	201 H	Binghamton	5 7
						95 N	Nevada	3 1	202 H	California Baptist	2 1
						100 N	Utah	0 7	202 H	California Baptist	6 7
									211 H	Army West Point	4 3
									211 H	Army West Point	9 4
									232 H	Dartmouth	11 2
									232 H	Dartmouth	9 10
									235 N	Northern Ky.	3 4
									237 H	Saint Mary's (CA)	8 2
									237 H	Saint Mary's (CA)	8 0
									237 H	Saint Mary's (CA)	6 0
									238 A	UC Santa Barbara	6 3
									238 A	UC Santa Barbara	10 2
									238 A	UC Santa Barbara	5 2
									242 A	Santa Clara	6 3
									256 A	CSU Bakersfield	11 3
			LAST 10 GAMES								
			80 A	Long Beach St.	2 1	93 H	Hawaii	1 2			
			80 A	Long Beach St.	3 8	238 A	UC Santa Barbara	6 3			
			80 A	Long Beach St.	0 7	238 A	UC Santa Barbara	5 2			
			93 H	Hawaii	3 4	238 A	UC Santa Barbara	10 2			
			93 H	Hawaii	3 1	190 H	Cal Poly	5 3			

Non-Div. I Games:

CSUN

Average RPI Win: 176		WON-LOST	WINNING	LAST 10	STRENGTH OF		OPP. STRENGTH	TEAM	ADJ	CONF.	ADJ CONF.
Average RPI Loss: 65		RECORD	PCT. RANK	GAMES	SCHEDULE		OF SCHEDULE	RPI	RPI	RPI	RPI
DIV. I ONLY		18-33-0	.35294	226	6-4-0		43	68	137	.4998	135
DIV. I NON-CONF.		6-22-0	.21429	260	0		16	28	151	.49176	149
TOTALS		RPI 1-25	RPI 26-50		W-L RECORDS		RPI 51-100		RPI 101-150		RPI 150+
18-33-0		0-11-0	0-4-0		OVERALL		3-13-0		2-2-0		13-3-0
2-6-0		0-0-0	0-0-0		HOME		1-5-0		0-0-0		1-1-0
10-11-0		0-7-0	0-2-0		AWAY		1-2-0		1-0-0		8-0-0
6-16-0		0-4-0	0-2-0		NEUTRAL		1-6-0		1-2-0		4-2-0
6-22-0		0-8-0	0-4-0		NON-CONFERENCE		1-6-0		2-2-0		3-2-0
0-0-0		0-0-0	0-0-0		HOME		0-0-0		0-0-0		0-0-0
1-7-0		0-4-0	0-0-		AWAY		0-1-0		1-0-0		0-0-0
5-15-0		0-4-0	0-2-0		NEUTRAL		1-5-0		1-2-0		3-2-0
12-11-0		0-3-0	0-0-0		CONFERENCE		2-7-0		0-0-0		10-1-0
2-6-0		0-0-0	0-0-0		HOME		1-5-0		0-0-0		1-1-0
9-4-0		0-3-0	0-0-0		AWAY		1-1-0		0-0-0		8-0-0
1-1-0		0-0-0	0-0-0		NEUTRAL		0-1-0		0-0-0		1-0-0
RPI S	Opponent	Score	RPI S	Opponent	Score	RPI S	Opponent	Score	RPI S	Opponent	Score
4 N	Arizona	1 9	32 A	South Fla.	1 2	52 N	Indiana	3 0	106 N	SFA	6 0
10 A	Florida	0 7	37 N	Notre Dame	1 5	52 N	Indiana	0 2	120 N	LIU Brooklyn	3 5
10 A	Florida	2 10	41 A	Illinois	1 2	77 A	DePaul	5 6	131 N	Syracuse	3 5
10 N	Florida	1 2	47 N	North Dakota St.	0 4	81 N	USC Upstate	0 3	147 A	Fla. Atlantic	6 2
10 N	Florida	0 15				84 N	NC State	9 10	156 N	Central Mich.	3 4
13 A	LSU	2 6				86 A	Bradley	8 1	158 H	Loyola Chicago	11 5
14 N	Michigan	4 11				86 A	Bradley	1 9	158 H	Loyola Chicago	4 9
22 A	Drake	0 3				86 H	Bradley	4 8	161 N	Utah St.	8 13
22 A	Drake	2 3				87 H	Missouri St.	2 6	188 N	Florida A&M	6 3
22 A	Drake	0 8				87 H	Missouri St.	5 9	188 N	Florida A&M	1 0
24 A	Arizona St.	6 9				92 N	Purdue	0 8	204 A	Indiana St.	14 2
						92 N	Purdue	1 2	204 A	Indiana St.	8 1
						94 H	UNI	2 6	214 A	Evansville	16 8
						94 H	UNI	0 5	214 A	Evansville	8 1
						94 H	UNI	6 5	214 A	Evansville	11 0
						94 N	UNI	2 7	215 A	Valparaiso	1 0
									215 A	Valparaiso	6 4
									215 A	Valparaiso	1 0
									215 N	Valparaiso	4 1
									241 N	San Diego	8 0
			LAST 10 GAMES								
			94 N	UNI	2 7	158 H	Loyola Chicago	4 9			
			215 N	Valparaiso	4 1	158 H	Loyola Chicago	11 5			
			215 A	Valparaiso	1 0	86 A	Bradley	8 1			
			215 A	Valparaiso	6 4	86 A	Bradley	1 9			
			215 A	Valparaiso	1 0	22 A	Drake	0 3			

Non-Div. I Games:

Illinois St.

Average RPI Win:		198	WON-LOST RECORD		WINNING PCT. RANK		LAST 10 GAMES		STRENGTH OF SCHEDULE		OPP. STRENGTH OF SCHEDULE		TEAM RPI		ADJ RPI		CONF. RPI		ADJ CONF. RPI				
Average RPI Loss:		106																					
DIV. I ONLY			33-28-0		.54098 117		3-7-0		177		167		140		.49932 136		22		21				
DIV. I NON-CONF.			19-20-0		.48718 146		0-3-0		175		173		155		.49049 151		20		20				
TOTALS		RPI 1-25		RPI 26-50		W-L RECORDS		RPI 51-100		RPI 101-150		RPI 150+											
33-28-0		1-2-0		1-7-0		OVERALL		3-5-0		3-6-0		25-8-0											
11-3-0		0-0-0		0-3-0		HOME		0-0-0		0-0-0		11-0-0											
8-12-0		0-1-0		1-3-0		AWAY		1-2-0		1-3-0		5-3-0											
14-13-0		1-1-0		0-1-0		NEUTRAL		2-3-0		2-3-0		9-5-0											
19-20-0		1-2-0		0-2-0		NON-CONFERENCE		3-5-0		2-4-0		13-7-0											
2-0-0		0-0-0		0-0-0		HOME		0-0-0		0-0-0		2-0-0											
4-7-0		0-1-0		0-0-		AWAY		1-2-0		0-1-0		3-2-0											
13-13-0		1-1-0		0-1-0		NEUTRAL		2-3-0		2-3-0		8-5-0											
14-8-0		0-0-0		1-5-0		CONFERENCE		0-0-0		1-2-0		12-1-0											
9-3-0		0-0-0		0-3-0		HOME		0-0-0		0-0-0		9-0-0											
4-5-0		0-0-0		1-2-0		AWAY		0-0-0		1-2-0		2-1-0											
1-0-0		0-0-0		0-0-0		NEUTRAL		0-0-0		0-0-0		1-0-0											
RPI	S	Opponent		Score		RPI	S	Opponent		Score		RPI	S	Opponent		Score		RPI	S	Opponent		Score	
11	N	James Madison		1	9	47	A	North Dakota St.		10	1	67	A	LMU (CA)		2	5	101	A	Nebraska		2	9
14	N	Michigan		6	4	47	A	North Dakota St.		1	3	72	N	New Mexico St.		4	3	107	A	South Dakota St.		11	2
24	A	Arizona St.		0	12	47	A	North Dakota St.		0	6	74	A	Grand Canyon		0	3	107	A	South Dakota St.		2	14
						47	H	North Dakota St.		0	7	74	A	Grand Canyon		4	1	107	A	South Dakota St.		5	6
						47	H	North Dakota St.		0	2	91	N	Eastern Ky.		2	7	124	N	Ball St.		4	10
						47	H	North Dakota St.		0	10	92	N	Purdue		4	2	126	N	Middle Tenn.		3	1
						48	A	Iowa St.		1	9	92	N	Purdue		3	4	129	N	Murray St.		4	8
						48	N	Iowa St.		1	2	100	N	Utah		1	5	140	N	Albany (NY)		2	0
																		144	N	Lehigh		2	6
																		153	N	UConn		0	7
																		153	N	UConn		0	8
																		168	A	Western Ill.		3	6
																		168	A	Western Ill.		4	3
																		168	A	Western Ill.		3	2
																		176	A	Creighton		5	11
																		196	N	Central Ark.		1	9
																		198	N	Dayton		18	0
																		198	N	Dayton		3	4
																		202	A	California Baptist		6	7
																		202	A	California Baptist		2	0
																		206	H	UMKC		5	1
																		206	H	UMKC		5	4
																		209	A	Charleston So.		8	2
																		209	A	Charleston So.		8	6
																		210	N	Drexel		5	20
																		210	N	Drexel		11	8
																		212	N	George Mason		9	7
					LAST 10 GAMES																		
						91	N	Eastern Ky.		2	7	252	N	Purdue Fort Wayne		5	1						
						92	N	Purdue		3	4	107	A	South Dakota St.		2	14						
						47	A	North Dakota St.		1	3	107	A	South Dakota St.		11	2						
						47	A	North Dakota St.		0	6	107	A	South Dakota St.		5	6						
						47	A	North Dakota St.		10	1	101	A	Nebraska		2	9						

Non-Div. I Games:

South Dakota

RPI	S	Opponent	Score	
226	H	North Dakota	9	6
226	H	North Dakota	7	4
226	H	North Dakota	4	0
234	N	Northern Colo.	11	1
252	H	Purdue Fort Wayne	6	0
252	H	Purdue Fort Wayne	10	0
252	H	Purdue Fort Wayne	7	0
252	N	Purdue Fort Wayne	5	1
271	N	Cleveland St.	9	0
272	H	Omaha	9	1
272	H	Omaha	5	4
272	H	Omaha	4	0
276	N	Quinnipiac	4	0
284	N	Cornell	6	0
294	N	UMES	13	2

South Dakota

S
o
u
t
h
D
a
k
o
t
a

S
o
u
t
h
D
a
k
o
t
a

Average RPI Win: 192		WON-LOST RECORD		WINNING PCT. RANK		LAST 10 GAMES		STRENGTH OF SCHEDULE		OPP. STRENGTH OF SCHEDULE		TEAM RPI		ADJ RPI		CONF. RPI		ADJ CONF. RPI	
DIV. I ONLY		29-26-0		.52727 126		5-5-0		153		189		132		.49867 137		25		26	
DIV. I NON-CONF.		10-19-0		.34483 222		1-2-0		181		104		210		.45471 207		26		26	
TOTALS		RPI 1-25		RPI 26-50		W-L RECORDS		RPI 51-100		RPI 101-150		RPI 150+							
29-26-0		0-2-0		0-1-0		OVERALL		0-7-0		9-8-0		20-8-0							
12-3-0		0-0-0		0-0-0		HOME		0-0-0		3-1-0		9-2-0							
8-12-0		0-2-0		0-0-0		AWAY		0-3-0		3-4-0		5-3-0							
9-11-0		0-0-0		0-1-0		NEUTRAL		0-4-0		3-3-0		6-3-0							
10-19-0		0-2-0		0-1-0		NON-CONFERENCE		0-7-0		4-5-0		6-4-0							
3-1-0		0-0-0		0-0-0		HOME		0-0-0		3-1-0		0-0-0							
1-8-0		0-2-0		0-0-		AWAY		0-3-0		0-1-0		1-2-0							
6-10-0		0-0-0		0-1-0		NEUTRAL		0-4-0		1-3-0		5-2-0							
19-7-0		0-0-0		0-0-0		CONFERENCE		0-0-0		5-3-0		14-4-0							
9-2-0		0-0-0		0-0-0		HOME		0-0-0		0-0-0		9-2-0							
7-4-0		0-0-0		0-0-0		AWAY		0-0-0		3-3-0		4-1-0							
3-1-0		0-0-0		0-0-0		NEUTRAL		0-0-0		2-0-0		1-1-0							
RPI	S	Opponent		Score		RPI	S	Opponent		Score		RPI	S	Opponent		Score			
3	A	Washington		0	2	37	N	Notre Dame		3	6	105	N	BYU		3	11		
18	A	Louisiana		0	4							111	H	Iowa		3	5		
												111	N	Iowa		0	5		
												112	A	Stony Brook		1	4		
												113	H	St. John's (NY)		10	2		
												115	A	George Washington		3	6		
												115	A	George Washington		9	4		
												115	A	George Washington		4	2		
												115	N	George Washington		5	2		
												124	N	Ball St.		3	11		
												124	N	Ball St.		4	3		
												139	H	Providence		5	3		
												141	A	Massachusetts		6	3		
												141	A	Massachusetts		1	4		
												141	A	Massachusetts		6	11		
												141	N	Massachusetts		8	2		
												149	H	Hofstra		16	2		
												153	N	UConn		1	3		
												154	N	UAB		2	3		
												160	H	Saint Joseph's		3	1		
												160	H	Saint Joseph's		2	1		
												160	H	Saint Joseph's		18	2		
												160	N	Saint Joseph's		10	2		
												160	N	Saint Joseph's		1	3		
												171	A	Mercer		7	14		
												198	H	Dayton		7	0		
												198	H	Dayton		6	13		
LAST 10 GAMES				LAST 10 GAMES				LAST 10 GAMES				LAST 10 GAMES							
56	N	Seattle U		0	1	160	N	Saint Joseph's		1	3	160	N	Saint Joseph's		10	2		
3	A	Washington		0	2	259	H	Rhode Island		8	5	160	N	Saint Joseph's		1	3		
115	N	George Washington		5	2	259	H	Rhode Island		0	1	171	A	Mercer		7	14		
160	N	Saint Joseph's		10	2	113	H	St. John's (NY)		10	2	198	H	Dayton		7	0		
141	N	Massachusetts		8	2	141	A	Massachusetts		1	4	198	H	Dayton		6	13		

Non-Div. I Games:

Fordham

RPI	S	Opponent	Score	
198	H	Dayton	5	1
205	H	Saint Louis	11	3
205	H	Saint Louis	10	8
205	H	Saint Louis	4	3
212	A	George Mason	5	6
212	A	George Mason	5	4
212	A	George Mason	3	1
222	N	Utah Valley	5	3
228	A	Georgia St.	4	5
228	A	Georgia St.	5	4
250	N	A&M-Corpus Christi	10	2
259	H	Rhode Island	0	1
259	H	Rhode Island	8	5
263	N	Incarnate Word	10	2
263	N	Incarnate Word	7	1
273	N	Morgan St.	8	6
291	A	St. Bonaventure	6	3
291	A	St. Bonaventure	11	1

Fordham

F
o
r
d
h
a
m

F
o
r
d
h
a
m

[illegible]

Non-Div. I Games:

Memphis

RPI	S	Opponent	Score	
269	H	Alcorn	13	2
275	H	Mississippi Val.	9	1

M
e
m
p
h
i
s

M
e
m
p
h
i
s

Memphis

Average RPI Win:	190	WON-LOST RECORD	WINNING PCT. RANK	LAST 10 GAMES	STRENGTH OF SCHEDULE	OPP. STRENGTH OF SCHEDULE	TEAM RPI	ADJ RPI	CONF. RPI	ADJ CONF. RPI	
Average RPI Loss:	143										
DIV. I ONLY	30-22-0	.57692	94	5-5-0	207	198	139	.49737	139	16	17
DIV. I NON-CONF.	19-12-0	.6129	83	0-2-0	232	216	136	.50065	135	19	19
<hr/>											
TOTALS	RPI 1-25	RPI 26-50		W-L RECORDS		RPI 51-100		RPI 101-150		RPI 150+	
30-22-0	0-0-0	0-0-0		OVERALL		2-3-0		3-11-0		25-8-0	
11-2-0	0-0-0	0-0-0		HOME		0-0-0		0-0-0		11-2-0	
7-10-0	0-0-0	0-0-0		AWAY		0-2-0		2-6-0		5-2-0	
12-10-0	0-0-0	0-0-0		NEUTRAL		2-1-0		1-5-0		9-4-0	
19-12-0	0-0-0	0-0-0		NON-CONFERENCE		2-0-0		1-7-0		16-5-0	
4-0-0	0-0-0	0-0-0		HOME		0-0-0		0-0-0		4-0-0	
3-3-0	0-0-0	0-0-		AWAY		0-0-0		0-2-0		3-1-0	
12-9-0	0-0-0	0-0-0		NEUTRAL		2-0-0		1-5-0		9-4-0	
11-10-0	0-0-0	0-0-0		CONFERENCE		0-3-0		2-4-0		9-3-0	
7-2-0	0-0-0	0-0-0		HOME		0-0-0		0-0-0		7-2-0	
4-7-0	0-0-0	0-0-0		AWAY		0-2-0		2-4-0		2-1-0	
0-1-0	0-0-0	0-0-0		NEUTRAL		0-1-0		0-0-0		0-0-0	
RPI S	Opponent	Score	RPI S	Opponent	Score	RPI S	Opponent	Score	RPI S	Opponent	Score
						77 A	DePaul	0 8	107 N	South Dakota St.	1 4
						77 A	DePaul	2 8	113 A	St. John's (NY)	5 6
						77 N	DePaul	0 4	113 A	St. John's (NY)	1 5
						90 N	Georgia Tech	4 3	113 A	St. John's (NY)	10 6
						90 N	Georgia Tech	4 3	114 N	UMass Lowell	5 3
									114 N	UMass Lowell	4 7
									121 N	Towson	5 6
									133 A	Villanova	0 4
									133 A	Villanova	2 1
									133 A	Villanova	0 6
									137 A	Fordham	3 5
									141 A	Massachusetts	4 5
									141 N	Massachusetts	1 3
									148 N	Kansas	1 2
									155 H	Harvard	7 5
									156 N	Central Mich.	5 0
									159 A	Boston College	1 0
									160 N	Saint Joseph's	3 2
									160 N	Saint Joseph's	1 5
									169 N	Saint Francis (PA)	2 1
									176 H	Creighton	5 3
									176 H	Creighton	4 3
									176 H	Creighton	4 3
									177 H	Seton Hall	3 4
									177 H	Seton Hall	2 0
									177 H	Seton Hall	4 5
									177 H	Seton Hall	4 5
									188 N	Florida A&M	8 0
LAST 10 GAMES											
			77 N	DePaul	0 4	224 H	Butler	4 0	176 H	Creighton	4 3
			225 A	Georgetown	13 1	224 H	Butler	2 1	177 H	Seton Hall	3 4
			225 A	Georgetown	5 2	224 H	Butler	8 0	177 H	Seton Hall	2 0
			225 A	Georgetown	1 3	137 A	Fordham	3 5	177 H	Seton Hall	4 5
			141 A	Massachusetts	4 5	177 H	Seton Hall	4 5	188 N	Florida A&M	8 0

Non-Div. I Games:

Providence

Providence

Average RPI Win:	211	WON-LOST RECORD	WINNING PCT. RANK	LAST 10 GAMES	STRENGTH OF SCHEDULE	OPP. STRENGTH OF SCHEDULE	TEAM RPI	ADJ RPI	CONF. RPI	ADJ CONF. RPI						
Average RPI Loss:	168															
DIV. I ONLY	26-17-0	.60465	77	4-6-0	189	239	124	.497	140	21	22					
DIV. I NON-CONF.	12-11-0	.52174	124	1-1-0	240	266	190	.46183	199	24	25					
<hr/>																
TOTALS	RPI 1-25	RPI 26-50		W-L RECORDS		RPI 51-100		RPI 101-150		RPI 150+						
26-17-0	0-0-0	0-0-0		OVERALL		0-1-0		3-8-0		23-8-0						
12-5-0	0-0-0	0-0-0		HOME		0-0-0		2-1-0		10-4-0						
10-3-0	0-0-0	0-0-0		AWAY		0-0-0		1-2-0		9-1-0						
4-9-0	0-0-0	0-0-0		NEUTRAL		0-1-0		0-5-0		4-3-0						
<hr/>																
12-11-0	0-0-0	0-0-0		NON-CONFERENCE		0-1-0		0-4-0		12-6-0						
4-3-0	0-0-0	0-0-0		HOME		0-0-0		0-0-0		4-3-0						
4-1-0	0-0-0	0-0-		AWAY		0-0-0		0-0-0		4-1-0						
4-7-0	0-0-0	0-0-0		NEUTRAL		0-1-0		0-4-0		4-2-0						
<hr/>																
14-6-0	0-0-0	0-0-0		CONFERENCE		0-0-0		3-4-0		11-2-0						
8-2-0	0-0-0	0-0-0		HOME		0-0-0		2-1-0		6-1-0						
6-2-0	0-0-0	0-0-0		AWAY		0-0-0		1-2-0		5-0-0						
0-2-0	0-0-0	0-0-0		NEUTRAL		0-0-0		0-1-0		0-1-0						
<hr/>																
RPI	S	Opponent	Score	RPI	S	Opponent	Score	RPI	S	Opponent	Score					
								92	N	Purdue	8	10				
								104	N	North Florida	1	4				
								112	H	Stony Brook	5	3				
								112	H	Stony Brook	6	3				
								112	H	Stony Brook	0	4				
								112	N	Stony Brook	0	4				
								114	A	UMass Lowell	6	7				
								114	A	UMass Lowell	4	7				
								114	A	UMass Lowell	5	4				
								126	N	Middle Tenn.	2	4				
								136	N	South Dakota	0	2				
								149	N	Hofstra	0	2				
								186	A	UMBC	11	3				
								186	H	UMBC	13	5				
								186	H	UMBC	1	0				
								186	H	UMBC	2	3				
								189	H	Colgate	8	2				
								189	H	Colgate	1	4				
								189	H	Colgate	9	7				
								201	A	Binghamton	13	5				
								201	A	Binghamton	7	4				
								201	H	Binghamton	5	2				
								LAST 10 GAMES				201	N	Binghamton	2	6
												201	N	Binghamton	2	6
												201	N	Binghamton	2	6
201	N	Binghamton	2	6												
201	N	Binghamton	2	6												
201	N	Binghamton	2	6												
201	N	Binghamton	2	6												
201	N	Binghamton	2	6												
201	N	Binghamton	2	6												
201	N	Binghamton	2	6												
201	N	Binghamton	2	6												
201	N	Binghamton	2	6												
201	N	Binghamton	2	6												
201	N	Binghamton	2	6												
201	N	Binghamton	2	6												
201	N	Binghamton	2	6												
201	N	Binghamton	2	6												
201	N	Binghamton	2	6												
201	N	Binghamton	2	6												
201	N	Binghamton	2	6												
201	N	Binghamton	2	6												
201	N	Binghamton	2	6												
201	N	Binghamton	2	6												
201	N	Binghamton	2	6												
201	N	Binghamton	2	6												
201	N	Binghamton	2	6												
201	N	Binghamton	2	6												
201	N	Binghamton	2	6												
201	N	Binghamton	2	6												
201	N	Binghamton	2	6												
201	N	Binghamton	2	6												
201	N	Binghamton	2	6												
201	N	Binghamton	2	6												
201	N	Binghamton	2	6												
201	N	Binghamton	2	6												
201	N	Binghamton	2	6												
201	N	Binghamton	2	6												
201	N	Binghamton	2	6												
201	N	Binghamton	2	6												
201	N	Binghamton	2	6												
201	N	Binghamton	2	6												
201	N	Binghamton	2	6												
201	N	Binghamton	2	6												
201	N	Binghamton	2	6												
201	N	Binghamton	2	6												
201	N	Binghamton	2	6												
201	N	Binghamton	2	6												
201	N	Binghamton	2	6												
201	N	Binghamton	2	6												
201	N	Binghamton	2	6												
201	N	Binghamton	2	6												
201	N	Binghamton	2	6												
201	N	Binghamton	2	6												
201	N	Binghamton	2	6												
201	N	Binghamton	2	6												
201	N	Binghamton	2	6												
201	N	Binghamton	2	6												
201	N	Binghamton	2	6												
201	N	Binghamton	2	6												
201	N	Binghamton	2	6												
201	N	Binghamton	2	6												
201	N	Binghamton	2	6												
201	N	Binghamton	2	6												
201	N	Binghamton	2	6												
201	N	Binghamton	2	6												
201	N	Binghamton	2	6												
201	N	Binghamton	2	6												
201	N	Binghamton	2	6												
201	N	Binghamton	2	6												
201	N	Binghamton	2	6												
201	N	Binghamton	2	6												
201	N	Binghamton	2	6												
201	N	Binghamton	2	6												
201	N	Binghamton	2	6												
201	N	Binghamton	2	6												
201	N	Binghamton	2	6												
201	N	Binghamton	2	6												
201	N	Binghamton	2	6												
201	N	Binghamton	2	6												
201	N	Binghamton	2	6												
201	N	Binghamton	2	6												
201	N	Binghamton	2	6												
201	N	Binghamton	2	6												
201	N	Binghamton	2	6												
201	N	Binghamton	2	6												
201	N	Binghamton	2	6												
201	N	Binghamton	2	6												
201	N	Binghamton	2	6												
201	N	Binghamton	2	6												
201	N	Binghamton	2	6												
201	N	Binghamton	2	6												
201	N	Binghamton	2	6												
201	N	Binghamton	2	6												
201	N	Binghamton	2	6												
201	N	Binghamton	2	6												
201	N	Binghamton	2	6												
201	N	Binghamton	2	6												
201	N	Binghamton	2	6												
201	N	Binghamton	2	6												
201	N	Binghamton	2	6												
201	N	Binghamton	2	6												
201	N	Binghamton	2	6												
201	N	Binghamton	2	6												
201	N	Binghamton	2	6												
201	N	Binghamton	2	6												
201	N	Binghamton	2	6												
201	N	Binghamton	2	6												
201	N	Binghamton	2	6												
201	N															

Non-Div. I Games:

Albany (NY)

RPI	S	Opponent	Score	
225	N	Georgetown	6	3
244	A	Mt. St. Mary's	5	2
244	A	Mt. St. Mary's	4	2
244	N	Mt. St. Mary's	4	9
247	A	Norfolk St.	0	1
249	H	Hartford	6	3
249	H	Hartford	8	2
249	H	Hartford	5	2
253	A	Maine	11	7
253	A	Maine	2	1
261	A	Robert Morris	5	4
261	N	Robert Morris	8	3
261	N	Robert Morris	1	5
266	H	Niagara	4	5
266	H	Niagara	7	0

Albany (NY)

A
l
b
a
n
y
(
N
Y
)

A
l
b
a
n
y
(
N
Y
)

Average RPI Win:		189	WON-LOST RECORD		WINNING PCT. RANK		LAST 10 GAMES		STRENGTH OF SCHEDULE		OPP. STRENGTH OF SCHEDULE		TEAM RPI		ADJ RPI		CONF. RPI		ADJ CONF. RPI				
DIV. I ONLY			26-22-0		.54167 114		6-4-0		164		201		135		.49689 141		25		26				
DIV. I NON-CONF.			13-15-0		.46429 158		1-0-0		122		118		139		.49616 143		26		26				
TOTALS		RPI 1-25		RPI 26-50		W-L RECORDS		RPI 51-100		RPI 101-150		RPI 150+											
26-22-0		0-2-0		0-3-0		OVERALL		0-2-0		10-8-0		16-7-0											
9-4-0		0-0-0		0-0-0		HOME		0-0-0		5-2-0		4-2-0											
7-8-0		0-2-0		0-1-0		AWAY		0-1-0		1-0-0		6-4-0											
10-10-0		0-0-0		0-2-0		NEUTRAL		0-1-0		4-6-0		6-1-0											
13-15-0		0-2-0		0-3-0		NON-CONFERENCE		0-2-0		6-4-0		7-4-0											
1-2-0		0-0-0		0-0-0		HOME		0-0-0		1-0-0		0-2-0											
4-5-0		0-2-0		0-0-		AWAY		0-1-0		1-0-0		3-1-0											
8-8-0		0-0-0		0-2-0		NEUTRAL		0-1-0		4-4-0		4-1-0											
13-7-0		0-0-0		0-0-0		CONFERENCE		0-0-0		4-4-0		9-3-0											
8-2-0		0-0-0		0-0-0		HOME		0-0-0		4-2-0		4-0-0											
3-3-0		0-0-0		0-0-0		AWAY		0-0-0		0-0-0		3-3-0											
2-2-0		0-0-0		0-0-0		NEUTRAL		0-0-0		0-2-0		2-0-0											
RPI	S	Opponent		Score		RPI	S	Opponent		Score		RPI	S	Opponent		Score		RPI	S	Opponent		Score	
25	A	Georgia		0	4	26	N	Missouri		0	5	65	N	Troy		1	5	111	N	Iowa		3	5
25	A	Georgia		0	8	29	N	Wisconsin		0	8	97	A	Boston U.		1	3	115	H	George Washington		14	1
						32	A	South Fla.		1	7							115	H	George Washington		4	3
																		115	H	George Washington		4	12
																		115	N	George Washington		1	2
																		120	N	LIU Brooklyn		5	9
																		122	N	Belmont		7	0
																		128	A	East Carolina		5	0
																		132	N	Winthrop		2	1
																		132	N	Winthrop		3	2
																		133	N	Villanova		1	4
																		137	H	Fordham		3	6
																		137	H	Fordham		11	6
																		137	H	Fordham		4	1
																		137	N	Fordham		2	8
																		139	H	Providence		5	4
																		139	N	Providence		3	1
																		148	N	Kansas		2	4
																		153	A	UConn		13	3
																		159	A	Boston College		8	3
																		159	H	Boston College		2	6
																		177	N	Seton Hall		8	5
																		182	N	Western Mich.		5	6
																		191	N	Columbia		10	2
																		191	N	Columbia		5	0
																		195	A	Stetson		15	2
																		195	A	Stetson		1	2
LAST 10 GAMES																							
						137	N	Fordham		2	8	139	H	Providence		5	4						
						205	H	Saint Louis		7	5	137	H	Fordham		4	1						
						115	N	George Washington		1	2	137	H	Fordham		11	6						
						212	A	George Mason		4	1	137	H	Fordham		3	6						
						212	A	George Mason		5	6	259	A	Rhode Island		2	1						

Non-Div. I Games:

Massachusetts

RPI	S	Opponent	Score	
205	A	Saint Louis	8	5
205	A	Saint Louis	5	7
205	H	Saint Louis	7	5
212	A	George Mason	4	1
212	A	George Mason	5	6
243	N	Bryant	2	1
259	A	Rhode Island	2	1
259	A	Rhode Island	3	4
267	H	Central Conn. St.	4	6
282	H	La Salle	8	2
282	H	La Salle	8	4
282	H	La Salle	8	0
291	N	St. Bonaventure	5	1
291	N	St. Bonaventure	5	4

Massachusetts

M
a
s
s
a
c
h
u
s
e
t
t
s

M
a
s
s
a
c
h
u
s
e
t
t
s

Average RPI Win:	188	WON-LOST RECORD	WINNING PCT. RANK	LAST 10 GAMES	STRENGTH OF SCHEDULE	OPP. STRENGTH OF SCHEDULE	TEAM RPI	ADJ RPI	CONF. RPI	ADJ CONF. RPI							
DIV. I ONLY		30-27-0	.52632	128	6-4-0	166	181	144	.49681	142	20	19					
DIV. I NON-CONF.		11-13-0	.45833	163	2-0-0	183	203	170	.47908	166	14	14					
<hr/>																	
TOTALS	RPI 1-25	RPI 26-50		W-L RECORDS		RPI 51-100		RPI 101-150		RPI 150+							
30-27-0	0-2-0	2-3-0		OVERALL		4-11-0		3-4-0		21-7-0							
22-4-0	0-1-0	0-1-0		HOME		1-0-0		3-1-0		18-1-0							
6-16-0	0-1-0	1-1-0		AWAY		3-8-0		3-0-0		2-3-0							
2-7-0	0-0-0	1-1-0		NEUTRAL		0-3-0		0-0-0		1-3-0							
11-13-0	0-2-0	2-3-0		NON-CONFERENCE		0-4-0		0-0-0		9-4-0							
7-2-0	0-1-0	0-1-0		HOME		0-0-0		0-0-0		7-0-0							
2-4-0	0-1-0	1-0-		AWAY		0-1-0		0-0-0		1-1-0							
2-7-0	0-0-0	1-1-0		NEUTRAL		0-3-0		0-0-0		1-3-0							
19-14-0	0-0-0	0-0-0		CONFERENCE		4-7-0		3-4-0		12-3-0							
15-2-0	0-0-0	0-0-0		HOME		1-0-0		3-1-0		11-1-0							
4-12-0	0-0-0	0-0-0		AWAY		3-7-0		0-3-0		1-2-0							
0-0-0	0-0-0	0-0-0		NEUTRAL		0-0-0		0-0-0		0-0-0							
<hr/>																	
RPI S	Opponent	Score	RPI S	Opponent	Score	RPI S	Opponent	Score	RPI S	Opponent	Score						
8 A	Texas	2 7	33 A	Arkansas	2 8	54 A	North Texas	0 6	106 A	SFA	2 3						
13 H	LSU	3 10	35 N	Boise St.	1 2	62 A	Sam Houston St.	6 4	106 A	SFA	1 5						
			35 N	Boise St.	3 2	62 A	Sam Houston St.	6 3	106 A	SFA	3 6						
			44 A	Louisiana Tech	7 4	62 A	Sam Houston St.	0 6	106 H	SFA	1 6						
			44 H	Louisiana Tech	3 11	82 A	Nicholls St.	0 10	130 H	Southeastern La.	4 3						
						82 A	Nicholls St.	1 5	130 H	Southeastern La.	6 1						
						82 A	Nicholls St.	1 6	130 H	Southeastern La.	6 1						
						82 A	Nicholls St.	0 9	159 N	Boston College	9 5						
						85 A	McNeese	2 5	176 A	Creighton	2 5						
						85 A	McNeese	4 3	177 N	Seton Hall	3 4						
						85 A	McNeese	1 3	177 N	Seton Hall	3 5						
						85 H	McNeese	4 3	179 A	Lamar University	0 5						
						95 N	Nevada	3 6	179 A	Lamar University	6 5						
						95 N	Nevada	3 4	179 A	Lamar University	3 4						
						97 N	Boston U.	0 1	179 H	Lamar University	4 0						
									181 H	Houston Baptist	8 0						
									181 H	Houston Baptist	9 3						
									196 H	Central Ark.	2 1						
									196 H	Central Ark.	4 0						
									196 H	Central Ark.	1 2						
									217 H	Prairie View	7 6						
									217 H	Prairie View	7 0						
									229 H	Abilene Christian	7 2						
									229 H	Abilene Christian	9 0						
									229 H	Abilene Christian	8 0						
									250 H	A&M-Corpus Christi	7 2						
									250 H	A&M-Corpus Christi	3 1						
<hr/>																	
LAST 10 GAMES																	
106 H SFA						1	6	196 H Central Ark.		4	0	229 H Central Ark.	2	1	229 H Abilene Christian	9	0
82 A Nicholls St.						0	9	196 H Central Ark.		2	1	217 H Prairie View	7	0	217 H Prairie View	7	6
179 H Lamar University						4	0	217 H Prairie View		7	0	217 H Prairie View	7	6	106 A SFA	2	3
85 H McNeese						4	3	217 H Prairie View		7	6	106 A SFA	2	3	250 H A&M-Corpus Christi	7	2
196 H Central Ark.						1	2	106 A SFA		2	3	250 H A&M-Corpus Christi	3	1			

Non-Div. I Games:

Northwestern St.

RPI	S	Opponent	Score	
250	H	A&M-Corpus Christi	8	0
272	N	Omaha	1	4
281	H	Fairleigh Dickinson	6	0
281	H	Fairleigh Dickinson	5	1
292	A	Grambling	7	3
292	H	Grambling	2	1
293	H	Ark.-Pine Bluff	4	0
293	H	Ark.-Pine Bluff	10	1

Northwestern St.

N
o
r
t
h
w
e
s
t
e
r
n
S
t
.

N
o
r
t
h
w
e
s
t
e
r
n
S
t
.

UNCW				Through Games Of June 4, 2019 (FINAL)											
Average RPI Win: 194		WON-LOST	WINNING	LAST 10	STRENGTH OF		OPP. STRENGTH	TEAM	ADJ		CONF.	ADJ CONF.			
Average RPI Loss: 113		RECORD	PCT. RANK	GAMES	SCHEDULE		OF SCHEDULE	RPI	RPI		RPI	RPI			
DIV. I ONLY		26-28-0	.48148 159	4-6-0	135		158	146	.49565 143		10	11			
DIV. I NON-CONF.		18-15-0	.54545 117	0-1-0	191		217	147	.49552 146		13	13			
<hr/>															
TOTALS		RPI 1-25	RPI 26-50		W-L RECORDS		RPI 51-100		RPI 101-150		RPI 150+				
26-28-0		0-6-0	1-0-0		OVERALL		2-8-0		7-6-0		16-8-0				
16-10-0		0-0-0	0-0-0		HOME		0-2-0		5-3-0		11-5-0				
4-16-0		0-6-0	0-0-0		AWAY		1-4-0		1-3-0		2-3-0				
6-2-0		0-0-0	1-0-0		NEUTRAL		1-2-0		1-0-0		3-0-0				
18-15-0		0-3-0	1-0-0		NON-CONFERENCE		1-6-0		3-1-0		13-5-0				
11-6-0		0-0-0	0-0-0		HOME		0-2-0		1-1-0		10-3-0				
1-7-0		0-3-0	0-0-		AWAY		0-2-0		1-0-0		0-2-0				
6-2-0		0-0-0	1-0-0		NEUTRAL		1-2-0		1-0-0		3-0-0				
8-13-0		0-3-0	0-0-0		CONFERENCE		1-2-0		4-5-0		3-3-0				
5-4-0		0-0-0	0-0-0		HOME		0-0-0		4-2-0		1-2-0				
3-9-0		0-3-0	0-0-0		AWAY		1-2-0		0-3-0		2-1-0				
0-0-0		0-0-0	0-0-0		NEUTRAL		0-0-0		0-0-0		0-0-0				
<hr/>															
RPI S	Opponent	Score		RPI S	Opponent	Score		RPI S	Opponent	Score		RPI S	Opponent	Score	
5 A	Florida St.	2	7	48 N	Iowa St.	3	2	69 N	Marshall	5	11	104 A	North Florida	8	2
5 A	Florida St.	0	10					71 A	Elon	0	1	114 N	UMass Lowell	9	2
11 A	James Madison	0	8					71 A	Elon	1	2	121 H	Towson	4	1
11 A	James Madison	0	13					71 A	Elon	6	3	121 H	Towson	1	8
11 A	James Madison	2	12					73 N	UNC Greensboro	10	11	121 H	Towson	5	3
21 A	North Carolina	0	3					73 N	UNC Greensboro	5	0	144 H	Lehigh	3	0
								76 A	Coastal Caro.	4	6	144 H	Lehigh	4	5
								84 A	NC State	2	3	145 A	Col. of Charleston	1	5
								91 H	Eastern Ky.	0	2	145 A	Col. of Charleston	5	7
								91 H	Eastern Ky.	2	6	145 A	Col. of Charleston	3	7
												149 H	Hofstra	6	1
												149 H	Hofstra	6	3
												149 H	Hofstra	4	12
												170 H	Radford	2	5
												172 A	Delaware	7	5
												172 A	Delaware	5	6
												172 A	Delaware	7	3
												186 H	UMBC	0	1
												194 A	Jacksonville	2	9
												209 A	Charleston So.	2	5
												210 H	Drexel	6	8
												210 H	Drexel	1	0
												210 H	Drexel	0	12
												225 N	Georgetown	6	3
												233 H	Youngstown St.	3	0
												233 H	Youngstown St.	3	0
												257 H	Canisius	7	2
<hr/>															
				LAST 10 GAMES											
				145 A	Col. of Charleston	3	7	149 H	Hofstra	4	12	210 H	Drexel	0	12
				145 A	Col. of Charleston	1	5	21 A	North Carolina	0	3	225 N	Georgetown	6	3
				145 A	Col. of Charleston	5	7	172 A	Delaware	7	5	233 H	Youngstown St.	3	0
				149 H	Hofstra	6	3	172 A	Delaware	5	6	233 H	Youngstown St.	3	0
				149 H	Hofstra	6	1	172 A	Delaware	7	3	257 H	Canisius	7	2

Non-Div. I Games:

UNCW

RPI	S	Opponent	Score	
257	H	Canisius	10	1
257	H	Canisius	4	0
259	H	Rhode Island	9	6
259	H	Rhode Island	8	6
271	N	Cleveland St.	4	0
280	H	Howard	10	3
280	H	Howard	11	12
282	N	La Salle	6	2
285	H	N.C. A&T	9	1
285	H	N.C. A&T	1	0

UNCW

Average RPI Win:	206	WON-LOST	WINNING	LAST 10	STRENGTH OF	OPP. STRENGTH	TEAM	ADJ	CONF.	ADJ CONF.		
Average RPI Loss:	109	RECORD	PCT. RANK	GAMES	SCHEDULE	OF SCHEDULE	RPI	RPI	RPI	RPI		
DIV. I ONLY		27-28-0	.49091	149	7-3-0	141	185	149	.49519	144	24	24
DIV. I NON-CONF.		14-19-0	.42424	185	0-1-0	100	142	148	.49426	147	23	24
<hr/>												
TOTALS	RPI 1-25	RPI 26-50		W-L RECORDS		RPI 51-100		RPI 101-150		RPI 150+		
27-28-0	0-4-0	0-2-0		OVERALL		2-8-0		3-5-0		22-9-0		
5-10-0	0-0-0	0-0-0		HOME		2-3-0		1-1-0		2-6-0		
16-11-0	0-2-0	0-0-0		AWAY		0-4-0		1-2-0		15-3-0		
6-7-0	0-2-0	0-2-0		NEUTRAL		0-1-0		1-2-0		5-0-0		
14-19-0	0-4-0	0-2-0		NON-CONFERENCE		1-4-0		3-5-0		10-4-0		
3-3-0	0-0-0	0-0-0		HOME		1-1-0		1-1-0		1-1-0		
7-9-0	0-2-0	0-0-		AWAY		0-2-0		1-2-0		6-3-0		
4-7-0	0-2-0	0-2-0		NEUTRAL		0-1-0		1-2-0		3-0-0		
13-9-0	0-0-0	0-0-0		CONFERENCE		1-4-0		0-0-0		12-5-0		
2-7-0	0-0-0	0-0-0		HOME		1-2-0		0-0-0		1-5-0		
9-2-0	0-0-0	0-0-0		AWAY		0-2-0		0-0-0		9-0-0		
2-0-0	0-0-0	0-0-0		NEUTRAL		0-0-0		0-0-0		2-0-0		
RPI	S	Opponent	Score	RPI	S	Opponent	Score	RPI	S	Opponent	Score	
11	N	James Madison	3 12	39	N	Ohio St.	3 12	72	N	New Mexico St.	5 9	
14	N	Michigan	0 5	39	N	Ohio St.	0 2	74	A	Grand Canyon	0 5	
24	A	Arizona St.	0 14					74	A	Grand Canyon	0 9	
24	A	Arizona St.	1 4					75	H	Kent St.	5 2	
								75	H	Kent St.	0 5	
								97	A	Boston U.	1 2	
								97	A	Boston U.	7 14	
								97	H	Boston U.	0 2	
								97	H	Boston U.	0 2	
								97	H	Boston U.	1 0	

Non-Div. I Games:

Lehigh

RPI	S	Opponent	Score	
211	H	Army West Point	3	11
245	A	Princeton	4	2
245	A	Princeton	12	1
270	A	Holy Cross	4	2
270	A	Holy Cross	2	0
270	A	Holy Cross	8	7
277	A	Lafayette	6	0
277	A	Lafayette	4	3
277	A	Lafayette	4	1
285	N	N.C. A&T	10	0
287	A	Rider	2	1
287	A	Rider	9	0

Lehigh

L
e
h
i
g
h

L
e
h
i
g
h

Average RPI Win:	159	WON-LOST	WINNING	LAST 10	STRENGTH OF	OPP. STRENGTH	TEAM	ADJ	CONF.	ADJ CONF.				
Average RPI Loss:	126	RECORD	PCT. RANK	GAMES	SCHEDULE	OF SCHEDULE	RPI	RPI	RPI	RPI				
DIV. I ONLY	26-30-0	.46429	171	5-5-0	127	140	145	.49463	145	10	11			
DIV. I NON-CONF.	16-16-0	.5	134	0-1-0	201	182	160	.48333	160	13	13			
<hr/>														
TOTALS	RPI 1-25	RPI 26-50		W-L RECORDS		RPI 51-100		RPI 101-150		RPI 150+				
26-30-0	0-4-0	1-2-0		OVERALL		5-6-0		7-6-0		13-12-0				
15-12-0	0-0-0	0-1-0		HOME		3-4-0		5-3-0		7-4-0				
5-13-0	0-4-0	0-1-0		AWAY		0-0-0		2-2-0		3-6-0				
6-5-0	0-0-0	1-0-0		NEUTRAL		2-2-0		0-1-0		3-2-0				
<hr/>														
16-16-0	0-0-0	1-2-0		NON-CONFERENCE		4-4-0		1-3-0		10-7-0				
9-6-0	0-0-0	0-1-0		HOME		2-2-0		1-1-0		6-2-0				
2-6-0	0-0-0	0-0-		AWAY		0-0-0		0-1-0		2-4-0				
5-4-0	0-0-0	1-0-0		NEUTRAL		2-2-0		0-1-0		2-1-0				
<hr/>														
10-14-0	0-4-0	0-0-0		CONFERENCE		1-2-0		6-3-0		3-5-0				
6-6-0	0-0-0	0-0-0		HOME		1-2-0		4-2-0		1-2-0				
3-7-0	0-4-0	0-0-0		AWAY		0-0-0		2-1-0		1-2-0				
1-1-0	0-0-0	0-0-0		NEUTRAL		0-0-0		0-0-0		1-1-0				
<hr/>														
RPI	S	Opponent	Score	RPI	S	Opponent	Score	RPI	S	Opponent	Score			
11	A	James Madison	0 7	27	H	Virginia Tech	0 13	61	H	Wichita St.	4 1			
11	A	James Madison	0 12	46	A	Cal St. Fullerton	1 7	71	H	Elon	3 6			
11	A	James Madison	0 16	48	N	Iowa St.	4 3	71	H	Elon	12 5			
11	A	James Madison	1 6					71	H	Elon	2 3			
								76	H	Coastal Caro.	0 1			
								80	N	Long Beach St.	1 11			
								84	H	NC State	0 2			
								92	H	Purdue	8 4			
								94	N	UNI	5 6			
								94	N	UNI	4 0			
								97	N	Boston U.	1 0			
											104	A	North Florida	1 5
											107	N	South Dakota St.	4 9
											110	H	Appalachian St.	1 4
											114	H	UMass Lowell	5 1
											121	A	Towson	7 4
											121	A	Towson	3 4
											121	A	Towson	5 1
											143	H	UNCW	7 3
											143	H	UNCW	7 5
											143	H	UNCW	5 1
											149	H	Hofstra	1 5
											149	H	Hofstra	4 3
											149	H	Hofstra	0 3
											155	N	Harvard	9 8
											156	H	Central Mich.	3 1
											170	H	Radford	1 5
											172	H	Delaware	5 2
											172	H	Delaware	2 4
											172	H	Delaware	0 1
											173	A	Ga. Southern	1 2
											180	H	Pittsburgh	10 4
											183	H	Marist	8 0
											192	A	Charlotte	9 15
											194	A	Jacksonville	4 5
											209	A	Charleston So.	8 0
											209	H	Charleston So.	5 4
											210	A	Drexel	3 5
<hr/>														
				LAST 10 GAMES										
				210	N	Drexel	0 8	143	H	UNCW	7 5			
				11	A	James Madison	0 12	172	H	Delaware	2 4			
				210	N	Drexel	7 5	172	H	Delaware	0 1			
				143	H	UNCW	7 3	172	H	Delaware	5 2			
				143	H	UNCW	5 1	76	H	Coastal Caro.	0 1			

Non-Div. I Games:

Col. of Charleston

RPI	S	Opponent	Score	
210	A	Drexel	11	2
210	A	Drexel	5	8
210	N	Drexel	0	8
210	N	Drexel	7	5
215	N	Valparaiso	2	5
232	H	Dartmouth	7	6
243	H	Bryant	3	7
259	H	Rhode Island	4	0
268	N	Wagner	6	3
290	A	Savannah St.	3	6
290	A	Savannah St.	5	2

Col. of Charleston

C
o
l
.
o
f
C
h
a
r
l
e
s
t
o
n

C
o
l
.
o
f
C
h
a
r
l
e
s
t
o
n

Average RPI Win:	154	WON-LOST RECORD	WINNING PCT. RANK	LAST 10 GAMES	STRENGTH OF SCHEDULE	OPP. STRENGTH OF SCHEDULE	TEAM RPI	ADJ RPI	CONF. RPI	ADJ CONF. RPI		
DIV. I ONLY		18-31-0	.36735	220	5-5-0	60	90	151	.49439	146	8	8
DIV. I NON-CONF.		11-11-0	.5	134	1-0-0	28	105	67	.54573	70	8	8
<hr/>												
TOTALS	RPI 1-25	RPI 26-50		W-L RECORDS		RPI 51-100		RPI 101-150		RPI 150+		
18-31-0	0-5-0	1-3-0		OVERALL		4-17-0		4-2-0		9-4-0		
11-14-0	0-3-0	1-2-0		HOME		3-8-0		3-0-0		4-1-0		
5-12-0	0-2-0	0-0-0		AWAY		1-5-0		1-2-0		3-3-0		
2-5-0	0-0-0	0-1-0		NEUTRAL		0-4-0		0-0-0		2-0-0		
<hr/>												
11-11-0	0-2-0	1-3-0		NON-CONFERENCE		3-6-0		3-0-0		4-0-0		
8-4-0	0-0-0	1-2-0		HOME		2-2-0		3-0-0		2-0-0		
1-2-0	0-2-0	0-0-		AWAY		1-0-0		0-0-0		0-0-0		
2-5-0	0-0-0	0-1-0		NEUTRAL		0-4-0		0-0-0		2-0-0		
<hr/>												
7-20-0	0-3-0	0-0-0		CONFERENCE		1-11-0		1-2-0		5-4-0		
3-10-0	0-3-0	0-0-0		HOME		1-6-0		0-0-0		2-1-0		
4-10-0	0-0-0	0-0-0		AWAY		0-5-0		1-2-0		3-3-0		
0-0-0	0-0-0	0-0-0		NEUTRAL		0-0-0		0-0-0		0-0-0		
<hr/>												
RPI S	Opponent	Score		RPI S	Opponent	Score		RPI S	Opponent	Score		
5 A	Florida St.	1	4	30 H	Tulsa	3	8	53 A	UT Arlington	1	8	
6 A	Alabama	2	5	40 H	Lipscomb	8	5	53 A	UT Arlington	2	7	
18 H	Louisiana	2	11	41 H	Illinois	2	11	53 A	UT Arlington	9	10	
18 H	Louisiana	0	14	44 N	Louisiana Tech	0	2	57 N	Western Ky.	3	7	
18 H	Louisiana	7	11					64 H	Texas St.	3	1	
								64 H	Texas St.	2	12	
								64 H	Texas St.	6	9	
								65 A	Troy	3	4	
								65 A	Troy	4	5	
								65 H	Troy	2	3	
								76 H	Coastal Caro.	2	4	
								76 H	Coastal Caro.	4	6	
								76 H	Coastal Caro.	3	4	
								82 H	Nicholls St.	3	2	
								85 H	McNeese	8	4	
								86 N	Bradley	3	4	
								86 N	Bradley	4	12	
								87 H	Missouri St.	0	4	
								92 N	Purdue	5	6	
								98 A	Southern Miss.	4	0	
<hr/>												
				LAST 10 GAMES								
				65 A Troy				3 4				
				65 A Troy				4 5				
				173 H Ga. Southern				5 2				
				173 H Ga. Southern				2 5				
				173 H Ga. Southern				9 4				

Non-Div. I Games:

South Alabama

RPI	S	Opponent	Score
98	H	Southern Miss.	0 2
85	H	McNeese	8 4
207	A	La.-Monroe	9 12
207	A	La.-Monroe	11 2
207	A	La.-Monroe	11 16
228	A	Georgia St.	14 6

RPI	S	Opponent	Score
254	H	Yale	5 3

Fla. Atlantic

Average RPI Win: 155		WON-LOST	WINNING	LAST 10	STRENGTH OF		OPP. STRENGTH	TEAM	ADJ		CONF.	ADJ CONF.
Average RPI Loss: 48		RECORD	PCT. RANK	GAMES	SCHEDULE		OF SCHEDULE	RPI	RPI		RPI	RPI
DIV. I ONLY		15-36-0	.29412	255	1-9-0		44	23	152		.49413	148
DIV. I NON-CONF.		12-20-0	.375	208	0		163	48	178		.47488	175
TOTALS		RPI 1-25	RPI 26-50		W-L RECORDS		RPI 51-100		RPI 101-150		RPI 150+	
15-36-0		1-14-0	1-10-0		OVERALL		2-8-0		5-1-0		6-3-0	
9-12-0		0-6-0	0-2-0		HOME		2-3-0		2-0-0		5-1-0	
2-13-0		1-7-0	1-3-0		AWAY		0-3-0		0-0-0		0-0-0	
4-11-0		0-1-0	0-5-0		NEUTRAL		0-2-0		3-1-0		1-2-0	
12-20-0		0-2-0	1-7-0		NON-CONFERENCE		0-7-0		5-1-0		6-3-0	
7-5-0		0-0-0	0-2-0		HOME		0-2-0		2-0-0		5-1-0	
1-5-0		0-2-0	1-0-		AWAY		0-3-0		0-0-0		0-0-0	
4-10-0		0-0-0	0-5-0		NEUTRAL		0-2-0		3-1-0		1-2-0	
3-16-0		1-12-0	0-3-0		CONFERENCE		2-1-0		0-0-0		0-0-0	
2-7-0		0-6-0	0-0-0		HOME		2-1-0		0-0-0		0-0-0	
1-8-0		1-5-0	0-3-0		AWAY		0-0-0		0-0-0		0-0-0	
0-1-0		0-1-0	0-0-0		NEUTRAL		0-0-0		0-0-0		0-0-0	
RPI S	Opponent	Score	RPI S	Opponent	Score	RPI S	Opponent	Score	RPI S	Opponent	Score	
1 H	Oklahoma	0 8	26 N	Missouri	2 3	58 H	Baylor	7 1	101 H	Nebraska	1 0	
1 H	Oklahoma	0 5	26 N	Missouri	0 12	58 H	Baylor	9 8	101 H	Nebraska	2 0	
1 H	Oklahoma	0 10	28 N	Mississippi St.	3 6	58 H	Baylor	2 3	111 N	Iowa	1 2	
8 H	Texas	2 4	30 A	Tulsa	7 4	59 H	Southeast Mo. St.	0 2	116 N	Virginia	5 2	
8 H	Texas	1 10	30 H	Tulsa	5 11	59 H	Southeast Mo. St.	1 2	139 N	Providence	2 1	
8 H	Texas	0 3	30 H	Tulsa	0 4	60 N	Oregon	5 14	141 N	Massachusetts	4 2	
9 A	Oklahoma St.	1 8	31 N	Stanford	3 12	61 A	Wichita St.	10 11	152 N	Campbell	3 9	
9 A	Oklahoma St.	0 5	34 N	Louisville	3 5	84 A	NC State	1 4	200 N	Bethune-Cookman	1 3	
9 A	Oklahoma St.	3 7	48 A	Iowa St.	2 4	88 A	Duke	7 8	206 H	UMKC	4 5	
17 A	Tennessee	0 9	48 A	Iowa St.	2 3	100 N	Utah	4 6	209 N	Charleston So.	6 0	
19 A	Texas Tech	2 10	48 A	Iowa St.	0 1				253 H	Maine	6 4	
19 A	Texas Tech	6 4							272 H	Omaha	8 0	
19 A	Texas Tech	1 4							274 H	Green Bay	9 0	
19 N	Texas Tech	3 7							274 H	Green Bay	5 4	
24 A	Arizona St.	6 14							274 H	Green Bay	5 4	
LAST 10 GAMES												
19 N	Texas Tech	3 7	8 H	Texas	1 10							
48 A	Iowa St.	0 1	8 H	Texas	0 3							
48 A	Iowa St.	2 4	19 A	Texas Tech	1 4							
48 A	Iowa St.	2 3	19 A	Texas Tech	2 10							
8 H	Texas	2 4	19 A	Texas Tech	6 4							

Non-Div. I Games:

Kansas

Average RPI Win: 182		WON-LOST RECORD	WINNING PCT. RANK	LAST 10 GAMES	STRENGTH OF SCHEDULE	OPP. STRENGTH OF SCHEDULE	TEAM RPI	ADJ RPI	CONF. RPI	ADJ CONF. RPI				
Average RPI Loss: 108														
DIV. I ONLY		20-27-0	.42553	186	3-7-0	81	138	141	.4941	149	10	11		
DIV. I NON-CONF.		13-14-0	.48148	150	0-1-0	106	180	133	.50021	136	13	13		
<hr/>														
TOTALS		RPI 1-25		RPI 26-50		W-L RECORDS		RPI 51-100		RPI 101-150		RPI 150+		
20-27-0		0-6-0		0-0-0		OVERALL		1-6-0		8-9-0		11-6-0		
4-9-0		0-3-0		0-0-0		HOME		0-2-0		3-2-0		1-2-0		
11-11-0		0-0-0		0-0-0		AWAY		1-2-0		4-6-0		6-3-0		
5-7-0		0-3-0		0-0-0		NEUTRAL		0-2-0		1-1-0		4-1-0		
13-14-0		0-3-0		0-0-0		NON-CONFERENCE		1-4-0		4-4-0		8-3-0		
2-0-0		0-0-0		0-0-0		HOME		0-0-0		2-0-0		0-0-0		
6-7-0		0-0-0		0-0-		AWAY		1-2-0		1-3-0		4-2-0		
5-7-0		0-3-0		0-0-0		NEUTRAL		0-2-0		1-1-0		4-1-0		
7-13-0		0-3-0		0-0-0		CONFERENCE		0-2-0		4-5-0		3-3-0		
2-9-0		0-3-0		0-0-0		HOME		0-2-0		1-2-0		1-2-0		
5-4-0		0-0-0		0-0-0		AWAY		0-0-0		3-3-0		2-1-0		
0-0-0		0-0-0		0-0-0		NEUTRAL		0-0-0		0-0-0		0-0-0		
RPI	S	Opponent		Score	RPI	S	Opponent		Score	RPI	S	Opponent		Score
1	N	Oklahoma		3 17						71	H	Elon		3 4
9	N	Oklahoma St.		2 13						71	H	Elon		1 7
11	H	James Madison		5 10						82	A	Nicholls St.		8 2
11	H	James Madison		4 9						82	N	Nicholls St.		1 11
11	H	James Madison		2 16						90	A	Georgia Tech		1 2
16	N	Kentucky		0 8						90	A	Georgia Tech		1 8
										100	N	Utah		3 11

Non-Div. I Games:

Hofstra

RPI	S	Opponent	Score	
236	A	Hampton	11	2
240	N	Iona	13	1
247	A	Norfolk St.	6	0
268	N	Wagner	9	3
268	N	Wagner	11	1
270	N	Holy Cross	5	0
273	N	Morgan St.	6	12

H
o
f
s
t
r
a

H
o
f
s
t
r
a

Hofstra

Average RPI Win:	147	WON-LOST RECORD	WINNING PCT. RANK	LAST 10 GAMES	STRENGTH OF SCHEDULE	OPP. STRENGTH OF SCHEDULE	TEAM RPI	ADJ RPI	CONF. RPI	ADJ CONF. RPI					
DIV. I ONLY		24-32-0	.42857	183	2-8-0	103	83	142	.49401	150	4	4			
DIV. I NON-CONF.		17-15-0	.53125	119	1-1-0	186	148	138	.49703	142	4	4			
<hr/>															
TOTALS	RPI 1-25	RPI 26-50		W-L RECORDS		RPI 51-100		RPI 101-150		RPI 150+					
24-32-0	0-3-0	1-5-0		OVERALL		3-14-0		7-4-0		13-6-0					
5-12-0	0-0-0	1-4-0		HOME		1-5-0		0-0-0		3-3-0					
7-11-0	0-3-0	0-0-0		AWAY		2-6-0		2-1-0		3-1-0					
12-9-0	0-0-0	0-1-0		NEUTRAL		0-3-0		5-3-0		7-2-0					
17-15-0	0-0-0	0-1-0		NON-CONFERENCE		1-6-0		5-3-0		11-5-0					
3-3-0	0-0-0	0-0-0		HOME		0-0-0		0-0-0		3-3-0					
2-3-0	0-0-0	0-0-		AWAY		1-3-0		0-0-0		1-0-0					
12-9-0	0-0-0	0-1-0		NEUTRAL		0-3-0		5-3-0		7-2-0					
7-17-0	0-3-0	1-4-0		CONFERENCE		2-8-0		2-1-0		2-1-0					
2-9-0	0-0-0	1-4-0		HOME		1-5-0		0-0-0		0-0-0					
5-8-0	0-3-0	0-0-0		AWAY		1-3-0		2-1-0		2-1-0					
0-0-0	0-0-0	0-0-0		NEUTRAL		0-0-0		0-0-0		0-0-0					
RPI	S	Opponent	Score	RPI	S	Opponent	Score	RPI	S	Opponent	Score				
14	A	Michigan	5 6	29	H	Wisconsin	2 3	51	A	UCF	2 3	107	N	South Dakota St.	5 4
14	A	Michigan	2 7	29	H	Wisconsin	3 12	52	A	Indiana	2 4	117	N	Toledo	8 2
14	A	Michigan	0 8	29	H	Wisconsin	0 13	52	H	Indiana	2 0	119	N	FIU	2 3
				39	H	Ohio St.	1 12	52	H	Indiana	2 5	123	A	Maryland	12 1
				39	H	Ohio St.	6 4	52	H	Indiana	0 2	123	A	Maryland	9 3
				44	N	Louisiana Tech	0 6	75	N	Kent St.	2 9	123	A	Maryland	4 5
								75	N	Kent St.	0 11	124	N	Ball St.	0 1
								76	N	Coastal Caro.	1 3	124	N	Ball St.	10 2
								83	A	FGCU	1 2	131	N	Syracuse	3 2
								88	A	Duke	6 0	131	N	Syracuse	1 11
								88	A	Duke	1 3	133	N	Villanova	2 1
								89	H	Rutgers	0 3	156	N	Central Mich.	3 1
								89	H	Rutgers	1 6	156	N	Central Mich.	7 2
								89	H	Rutgers	3 5	159	N	Boston College	5 4
								92	A	Purdue	7 4	160	N	Saint Joseph's	6 0
								92	A	Purdue	7 8	165	A	Michigan St.	7 8
								92	A	Purdue	1 9	165	A	Michigan St.	7 4
												165	A	Michigan St.	3 0
												167	H	Bucknell	2 4
												167	H	Bucknell	9 8
												169	H	Saint Francis (PA)	13 17
												169	H	Saint Francis (PA)	8 7
												180	A	Pittsburgh	8 3
												180	N	Pittsburgh	0 2
												188	N	Florida A&M	2 0
												193	N	Detroit Mercy	3 1
												213	N	Penn	1 2
<hr/>															
LAST 10 GAMES				LAST 10 GAMES				LAST 10 GAMES				LAST 10 GAMES			
52	A	Indiana	2 4	14	A	Michigan	0 8	180	A	Pittsburgh	8 3	180	N	Pittsburgh	0 2
52	H	Indiana	2 0	14	A	Michigan	5 6	188	N	Florida A&M	2 0	193	N	Detroit Mercy	3 1
52	H	Indiana	2 5	167	H	Bucknell	9 8	213	N	Penn	1 2				
52	H	Indiana	0 2	167	H	Bucknell	2 4								
14	A	Michigan	2 7	123	A	Maryland	4 5								

Non-Div. I Games:

Penn St.

RPI	S	Opponent	Score	
261	H	Robert Morris	1	4
261	H	Robert Morris	11	0
270	N	Holy Cross	11	3

Penn St.

P
e
n
n
s
t
.

P
e
n
n
s
t
.

Average RPI Win: 162		WON-LOST	WINNING	LAST 10	STRENGTH OF		OPP. STRENGTH	TEAM	ADJ		CONF.	ADJ CONF.
Average RPI Loss: 104		RECORD	PCT. RANK	GAMES	SCHEDULE		OF SCHEDULE	RPI	RPI		RPI	RPI
DIV. I ONLY		23-31-0	.42593	184	4-6-0		108	104	156		.49389	151
DIV. I NON-CONF.		11-23-0	.32353	231	0-1-0		63	72	161		.48619	156
TOTALS		RPI 1-25	RPI 26-50		W-L RECORDS		RPI 51-100		RPI 101-150		RPI 150+	
23-31-0		0-5-0	0-3-0		OVERALL		8-8-0		0-5-0		15-10-0	
12-10-0		0-0-0	0-0-0		HOME		1-2-0		0-3-0		11-5-0	
7-13-0		0-4-0	0-0-0		AWAY		5-5-0		0-2-0		2-2-0	
4-8-0		0-1-0	0-3-0		NEUTRAL		2-1-0		0-0-0		2-3-0	
11-23-0		0-5-0	0-3-0		NON-CONFERENCE		5-5-0		0-5-0		6-5-0	
6-8-0		0-0-0	0-0-0		HOME		1-2-0		0-3-0		5-3-0	
2-9-0		0-4-0	0-0-		AWAY		2-2-0		0-2-0		0-1-0	
3-6-0		0-1-0	0-3-0		NEUTRAL		2-1-0		0-0-0		1-1-0	
12-8-0		0-0-0	0-0-0		CONFERENCE		3-3-0		0-0-0		9-5-0	
6-2-0		0-0-0	0-0-0		HOME		0-0-0		0-0-0		6-2-0	
5-4-0		0-0-0	0-0-0		AWAY		3-3-0		0-0-0		2-1-0	
1-2-0		0-0-0	0-0-0		NEUTRAL		0-0-0		0-0-0		1-2-0	
RPI S	Opponent	Score	RPI S	Opponent	Score	RPI S	Opponent	Score	RPI S	Opponent	Score	
5 A	Florida St.	1 13	33 N	Arkansas	1 6	57 H	Western Ky.	1 8	109 H	North Ala.	1 5	
5 A	Florida St.	0 13	40 N	Lipscomb	0 8	65 A	Troy	5 3	109 H	North Ala.	3 7	
9 N	Oklahoma St.	0 8	40 N	Lipscomb	0 7	71 N	Elon	4 0	122 H	Belmont	6 7	
15 A	Ole Miss	3 6				71 N	Elon	2 8	129 A	Murray St.	1 4	
15 A	Ole Miss	2 15				73 A	UNC Greensboro	5 2	129 A	Murray St.	1 5	
						73 A	UNC Greensboro	0 9	152 N	Campbell	0 5	
						73 A	UNC Greensboro	7 4	154 A	UAB	1 6	
						77 H	DePaul	2 5	154 H	UAB	2 6	
						77 H	DePaul	6 0	171 H	Mercer	7 4	
						78 A	Jacksonville St.	2 3	171 H	Mercer	4 5	
						85 A	McNeese	0 8	181 H	Houston Baptist	2 6	
						85 A	McNeese	4 2	184 H	ETSU	7 5	
						94 N	UNI	6 5	184 H	ETSU	10 2	
						96 A	Chattanooga	1 2	184 H	ETSU	8 0	
						96 A	Chattanooga	4 3	184 N	ETSU	2 5	
						96 A	Chattanooga	0 6	185 H	Tennessee Tech	12 8	
									185 H	Tennessee Tech	11 3	
									199 H	Furman	4 6	
									199 H	Furman	9 4	
									199 H	Furman	7 2	
									199 N	Furman	7 0	
									214 H	Evansville	3 4	
									216 A	Western Caro.	4 9	
									216 A	Western Caro.	6 4	
									216 A	Western Caro.	9 3	
									216 N	Western Caro.	4 6	
									223 H	Eastern Ill.	7 4	
			LAST 10 GAMES									
			184 N	ETSU	2 5	96 A	Chattanooga	4 3				
			199 N	Furman	7 0	154 H	UAB	2 6				
			216 N	Western Caro.	4 6	171 H	Mercer	7 4				
			96 A	Chattanooga	1 2	171 H	Mercer	4 5				
			96 A	Chattanooga	0 6	184 H	ETSU	10 2				

Non-Div. I Games:

Samford

RPI	S	Opponent	Score	
228	H	Georgia St.	5	1
252	N	Purdue Fort Wayne	5	2
278	H	Jackson St.	6	5

Samford

S
a
m
f
o
r
d

S
a
m
f
o
r
d

Average RPI Win: 193		WON-LOST RECORD		WINNING PCT. RANK		LAST 10 GAMES		STRENGTH OF SCHEDULE		OPP. STRENGTH OF SCHEDULE		TEAM RPI		ADJ RPI		CONF. RPI		ADJ CONF. RPI	
DIV. I ONLY		26-28-0		.48148 159		7-3-0		147		151		150		.49384 152		19		20	
DIV. I NON-CONF.		11-17-0		.39286 204		1-1-0		146		102		172		.47727 170		21		22	
TOTALS		RPI 1-25		RPI 26-50		W-L RECORDS		RPI 51-100		RPI 101-150		RPI 150+							
26-28-0		0-3-0		0-3-0		OVERALL		2-10-0		4-5-0		20-7-0							
13-11-0		0-2-0		0-0-0		HOME		0-4-0		2-1-0		11-4-0							
11-10-0		0-1-0		0-0-0		AWAY		2-6-0		1-1-0		8-2-0							
2-7-0		0-0-0		0-3-0		NEUTRAL		0-0-0		1-3-0		1-1-0							
11-17-0		0-3-0		0-3-0		NON-CONFERENCE		2-4-0		2-4-0		7-3-0							
5-4-0		0-2-0		0-0-0		HOME		0-1-0		0-0-0		5-1-0							
4-6-0		0-1-0		0-0-		AWAY		2-3-0		1-1-0		1-1-0							
2-7-0		0-0-0		0-3-0		NEUTRAL		0-0-0		1-3-0		1-1-0							
15-11-0		0-0-0		0-0-0		CONFERENCE		0-6-0		2-1-0		13-4-0							
8-7-0		0-0-0		0-0-0		HOME		0-3-0		2-1-0		6-3-0							
7-4-0		0-0-0		0-0-0		AWAY		0-3-0		0-0-0		7-1-0							
0-0-0		0-0-0		0-0-0		NEUTRAL		0-0-0		0-0-0		0-0-0							
RPI	S	Opponent		Score		RPI	S	Opponent		Score		RPI	S	Opponent		Score			
18	H	Louisiana		0	3	33	N	Arkansas		3	7	70	A	Longwood		2	4		
21	H	North Carolina		2	7	33	N	Arkansas		0	8	70	A	Longwood		5	6		
23	A	South Carolina		7	16	40	N	Lipscomb		0	8	70	A	Longwood		10	11		
												71	A	Elon		6	2		
												81	H	USC Upstate		4	8		
												81	H	USC Upstate		0	5		
												81	H	USC Upstate		5	19		
												84	A	NC State		0	8		
												84	A	NC State		8	6		
												84	A	NC State		1	9		
												85	A	McNeese		2	7		
												88	H	Duke		2	9		

Non-Div. I Games:

Campbell

RPI	S	Opponent	Score	
233	H	Youngstown St.	6	3
236	A	Hampton	9	6
236	A	Hampton	4	2
236	A	Hampton	13	1
255	H	Oakland	10	2
255	H	Oakland	11	5
264	A	Presbyterian	7	0
264	A	Presbyterian	13	6
282	H	La Salle	6	0

Campbell

C
a
m
p
b
e
l
l

C
a
m
p
b
e
l
l

[illegible]

Non-Div. I Games:

UConn

Average RPI Win:		180	WON-LOST RECORD		WINNING PCT. RANK		LAST 10 GAMES		STRENGTH OF SCHEDULE		OPP. STRENGTH OF SCHEDULE		TEAM RPI		ADJ RPI		CONF. RPI		ADJ CONF. RPI				
Average RPI Loss:		72																					
DIV. I ONLY			19-31-0		.38 216		4-6-0		76		76		155		.493 154		11		10				
DIV. I NON-CONF.			11-15-0		.42308 186		1-1-0		26		67		92		.53055 95		9		9				
TOTALS		RPI 1-25		RPI 26-50		W-L RECORDS		RPI 51-100		RPI 101-150		RPI 150+											
19-31-0		0-8-0		0-7-0		OVERALL		1-6-0		5-6-0		13-4-0											
8-14-0		0-1-0		0-4-0		HOME		1-6-0		1-2-0		6-1-0											
7-13-0		0-6-0		0-0-0		AWAY		0-0-0		3-4-0		4-3-0											
4-4-0		0-1-0		0-3-0		NEUTRAL		0-0-0		1-0-0		3-0-0											
11-15-0		0-8-0		0-4-0		NON-CONFERENCE		1-0-0		2-3-0		8-0-0											
6-4-0		0-1-0		0-1-0		HOME		1-0-0		1-2-0		4-0-0											
1-7-0		0-6-0		0-0-		AWAY		0-0-0		0-1-0		1-0-0											
4-4-0		0-1-0		0-3-0		NEUTRAL		0-0-0		1-0-0		3-0-0											
8-16-0		0-0-0		0-3-0		CONFERENCE		0-6-0		3-3-0		5-4-0											
2-10-0		0-0-0		0-3-0		HOME		0-6-0		0-0-0		2-1-0											
6-6-0		0-0-0		0-0-0		AWAY		0-0-0		3-3-0		3-3-0											
0-0-0		0-0-0		0-0-0		NEUTRAL		0-0-0		0-0-0		0-0-0											
RPI	S	Opponent		Score		RPI	S	Opponent		Score		RPI	S	Opponent		Score		RPI	S	Opponent		Score	
6	A	Alabama		1	17	27	N	Virginia Tech		6	8	54	H	North Texas		1	3	103	H	Austin Peay		4	18
6	H	Alabama		0	8	27	N	Virginia Tech		1	4	54	H	North Texas		1	3	103	H	Austin Peay		11	6
15	A	Ole Miss		2	3	28	H	Mississippi St.		4	5	54	H	North Texas		1	5	109	H	North Ala.		0	1
19	N	Texas Tech		2	7	37	N	Notre Dame		0	6	78	H	Jacksonville St.		9	3	111	A	Iowa		1	3
20	A	Auburn		3	11	44	H	Louisiana Tech		2	6	98	H	Southern Miss.		4	7	126	A	Middle Tenn.		4	5
20	A	Auburn		0	9	44	H	Louisiana Tech		4	7	98	H	Southern Miss.		0	2	126	A	Middle Tenn.		3	1
25	A	Georgia		1	5	44	H	Louisiana Tech		4	8	98	H	Southern Miss.		0	4	126	A	Middle Tenn.		5	6
25	A	Georgia		2	10													137	N	Fordham		3	2
																		147	A	Fla. Atlantic		3	7
																		147	A	Fla. Atlantic		5	1
																		147	A	Fla. Atlantic		5	3
																		151	A	Samford		6	2
																		151	H	Samford		6	1
																		166	A	UTSA		0	7
																		166	A	UTSA		5	7
																		166	A	UTSA		3	4
																		174	H	UTEP		5	1
																		174	H	UTEP		3	7
																		174	H	UTEP		4	1
																		192	A	Charlotte		14	1
																		192	A	Charlotte		16	2
																		192	A	Charlotte		9	0
																		199	N	Furman		11	4
																		207	H	La.-Monroe		12	11
																		248	H	Wright St.		10	2
																		248	H	Wright St.		12	4
																		273	N	Morgan St.		6	1
LAST 10 GAMES																							
																		54	H	North Texas		1	5
																		54	H	North Texas		1	3
																		54	H	North Texas		1	3
																		28	H	Mississippi St.		4	5
																		98	H	Southern Miss.		0	4

Non-Div. I Games:

UAB

RPI	S	Opponent	Score
273	N	Morgan St.	4 0

Average RPI Win:	219	WON-LOST RECORD	WINNING PCT. RANK	LAST 10 GAMES	STRENGTH OF SCHEDULE	OPP. STRENGTH OF SCHEDULE	TEAM RPI	ADJ RPI	CONF. RPI	ADJ CONF. RPI		
DIV. I ONLY		25-19-0	.56818	101	7-3-0	203	236	153	.49188	155	28	29
DIV. I NON-CONF.		7-14-0	.33333	225	0-2-0	84	131	176	.47444	176	28	28
<hr/>												
TOTALS	RPI 1-25	RPI 26-50		W-L RECORDS		RPI 51-100		RPI 101-150		RPI 150+		
25-19-0	0-1-0	1-3-0		OVERALL		1-3-0		0-3-0		23-9-0		
14-2-0	0-0-0	0-0-0		HOME		1-0-0		0-0-0		13-2-0		
8-9-0	0-1-0	1-0-0		AWAY		0-1-0		0-1-0		7-6-0		
3-8-0	0-0-0	0-3-0		NEUTRAL		0-2-0		0-2-0		3-1-0		
7-14-0	0-1-0	1-3-0		NON-CONFERENCE		1-3-0		0-3-0		5-4-0		
2-0-0	0-0-0	0-0-0		HOME		1-0-0		0-0-0		1-0-0		
2-6-0	0-1-0	1-0-		AWAY		0-1-0		0-1-0		1-3-0		
3-8-0	0-0-0	0-3-0		NEUTRAL		0-2-0		0-2-0		3-1-0		
18-5-0	0-0-0	0-0-0		CONFERENCE		0-0-0		0-0-0		18-5-0		
12-2-0	0-0-0	0-0-0		HOME		0-0-0		0-0-0		12-2-0		
6-3-0	0-0-0	0-0-0		AWAY		0-0-0		0-0-0		6-3-0		
0-0-0	0-0-0	0-0-0		NEUTRAL		0-0-0		0-0-0		0-0-0		
<hr/>												
RPI S	Opponent	Score		RPI S	Opponent	Score		RPI S	Opponent	Score		
4	A Arizona	1	5	35	N Boise St.	0	6	67	A LMU (CA)	2	3	
				38	N Colorado St.	0	6	77	N DePaul	0	5	
				46	A Cal St. Fullerton	4	3	80	N Long Beach St.	0	8	
				48	N Iowa St.	5	7	97	H Boston U.	4	2	

Non-Div. I Games:

Harvard

RPI	S	Opponent	Score	
270	A	Holy Cross	4	6
279	H	Brown	6	2
279	H	Brown	7	5
279	H	Brown	2	0
280	N	Howard	10	2
284	H	Cornell	8	4
284	H	Cornell	8	0
284	H	Cornell	9	1

Harvard

H
a
r
v
a
r
d

H
a
r
v
a
r
d

Average RPI Win: 159		WON-LOST RECORD		WINNING PCT. RANK		LAST 10 GAMES		STRENGTH OF SCHEDULE		OPP. STRENGTH OF SCHEDULE		TEAM RPI		ADJ RPI		CONF. RPI		ADJ CONF. RPI									
DIV. I ONLY		22-28-1		.44118 180		4-6-0		112		143		154		.49176 156		14		15									
DIV. I NON-CONF.		10-17-0		.37037 212		0		137		128		183		.47107 179		16		16									
TOTALS		RPI 1-25		RPI 26-50		W-L RECORDS		RPI 51-100		RPI 101-150		RPI 150+															
22-28-1		0-3-0		0-3-0		OVERALL		2-5-0		10-10-0		10-7-1															
8-7-0		0-1-0		0-0-0		HOME		0-0-0		6-3-0		2-3-0															
4-8-1		0-1-0		0-1-0		AWAY		2-1-0		1-3-0		1-2-1															
10-13-0		0-1-0		0-2-0		NEUTRAL		0-4-0		3-4-0		7-2-0															
10-17-0		0-3-0		0-3-0		NON-CONFERENCE		0-2-0		2-5-0		8-4-0															
1-3-0		0-1-0		0-0-0		HOME		0-0-0		0-0-0		1-2-0															
0-3-0		0-1-0		0-0-		AWAY		0-0-0		0-1-0		0-0-0															
9-11-0		0-1-0		0-2-0		NEUTRAL		0-2-0		2-4-0		7-2-0															
12-11-1		0-0-0		0-0-0		CONFERENCE		2-3-0		8-5-0		2-3-1															
7-4-0		0-0-0		0-0-0		HOME		0-0-0		6-3-0		1-1-0															
4-5-1		0-0-0		0-0-0		AWAY		2-1-0		1-2-0		1-2-1															
1-2-0		0-0-0		0-0-0		NEUTRAL		0-2-0		1-0-0		0-0-0															
RPI	S	Opponent		Score		RPI	S	Opponent		Score		RPI	S	Opponent		Score											
10	N	Florida		0	8	27	N	Virginia Tech		0	6	61	N	Wichita St.		2	6	102	H	Ohio	7	3					
14	H	Michigan		0	8	29	N	Wisconsin		0	2	75	N	Kent St.		0	3	102	H	Ohio	6	3					
24	A	Arizona St.		2	8	32	A	South Fla.		0	5	79	A	Miami (OH)		4	1	102	H	Ohio	7	4					
												79	A	Miami (OH)		4	3	107	N	South Dakota St.		1	6				
												79	A	Miami (OH)		3	7	113	N	St. John's (NY)		3	2				
												79	N	Miami (OH)		0	7	117	A	Toledo		6	2				
												92	N	Purdue		3	11	117	A	Toledo		3	4				
																		117	A	Toledo		2	3				
																		118	H	Northern Ill.		6	13				
																		118	H	Northern Ill.		7	6				
																		118	H	Northern Ill.		0	9				
																		118	N	Northern Ill.		6	5				
																		124	H	Ball St.		8	3				
																		124	H	Ball St.		10	8				
																		124	H	Ball St.		4	7				
																		135	N	Illinois St.		4	3				
																		139	N	Providence		0	5				
																		145	A	Col. of Charleston		1	3				
																		150	N	Penn St.		2	7				
																		150	N	Penn St.		1	3				
																		159	N	Boston College		4	8				
																		161	N	Utah St.		11	3				
																		165	H	Michigan St.		4	16				
																		180	N	Pittsburgh		11	6				
																		182	A	Western Mich.		0	4				
																		182	H	Western Mich.		11	3				
																		182	H	Western Mich.		5	12				
						LAST 10 GAMES																					
						75 N Kent St.						0	3	117 A Toledo						2	3						
						79 N Miami (OH)						0	7	124 H Ball St.						10	8						
						118 N Northern Ill.						6	5	124 H Ball St.						8	3						
						117 A Toledo						3	4	124 H Ball St.						4	7						
						117 A Toledo						6	2	118 H Northern Ill.						0	9						

Non-Div. I Games:

Central Mich.

RPI	S	Opponent	Score	
193	H	Detroit Mercy	1	3
193	H	Detroit Mercy	4	3
211	N	Army West Point	2	1
213	N	Penn	0	1
231	N	Siena	9	1
241	N	San Diego	10	8
258	A	Buffalo	3	2
258	A	Buffalo	3	3
258	A	Buffalo	5	6
264	N	Presbyterian	3	2
270	N	Holy Cross	5	0

Central Mich.

C
e
n
t
r
a
l
M
i
c
h
.

C
e
n
t
r
a
l
M
i
c
h
.

Average RPI Win:		189	WON-LOST RECORD		WINNING PCT. RANK		LAST 10 GAMES		STRENGTH OF SCHEDULE		OPP. STRENGTH OF SCHEDULE		TEAM RPI		ADJ RPI		CONF. RPI		ADJ CONF. RPI	
DIV. I ONLY			26-27-0		.49057 150		3-7-0		175		131		159		.49166 157		13		13	
DIV. I NON-CONF.			18-14-0		.5625 104		0-2-0		203		162		137		.50431 129		12		12	
TOTALS		RPI 1-25		RPI 26-50		W-L RECORDS		RPI 51-100		RPI 101-150		RPI 150+								
26-27-0		0-2-0		2-5-0		OVERALL		3-13-0		3-2-0		18-5-0								
16-12-0		0-0-0		2-3-0		HOME		1-5-0		1-1-0		12-3-0								
8-6-0		0-1-0		0-0-0		AWAY		1-3-0		2-1-0		5-1-0								
2-9-0		0-1-0		0-2-0		NEUTRAL		1-5-0		0-0-0		1-1-0								
18-14-0		0-2-0		2-2-0		NON-CONFERENCE		2-5-0		1-1-0		13-4-0								
13-3-0		0-0-0		2-0-0		HOME		0-0-0		1-1-0		10-2-0								
3-2-0		0-1-0		0-0-		AWAY		1-0-0		0-0-0		2-1-0								
2-9-0		0-1-0		0-2-0		NEUTRAL		1-5-0		0-0-0		1-1-0								
8-13-0		0-0-0		0-3-0		CONFERENCE		1-8-0		2-1-0		5-1-0								
3-9-0		0-0-0		0-3-0		HOME		1-5-0		0-0-0		2-1-0								
5-4-0		0-0-0		0-0-0		AWAY		0-3-0		2-1-0		3-0-0								
0-0-0		0-0-0		0-0-0		NEUTRAL		0-0-0		0-0-0		0-0-0								
RPI	S	Opponent		Score		RPI	S	Opponent		Score		RPI	S	Opponent		Score				
2	A	UCLA		3	17	35	N	Boise St.		2	7	63	N	Fresno St.		0	12			
15	N	Ole Miss		3	11	36	H	Houston		4	3	63	N	Fresno St.		10	18			
						36	H	Houston		1	0	67	N	LMU (CA)		0	10			
						45	N	UNLV		1	6	67	N	LMU (CA)		0	2			
						46	H	Cal St. Fullerton		2	7	68	H	UC Davis		1	3			
						46	H	Cal St. Fullerton		3	5	68	H	UC Davis		1	11			
						46	H	Cal St. Fullerton		6	14	68	H	UC Davis		5	9			
												69	N	Marshall		2	5			
												69	N	Marshall		5	4			
												80	H	Long Beach St.		11	3			
												80	H	Long Beach St.		6	14			
												80	H	Long Beach St.		0	7			
												93	A	Hawaii		0	2			
												93	A	Hawaii		1	9			
												93	A	Hawaii		1	4			
												99	A	San Diego St.		6	0			
														238 A UC Santa Barbara		8	2			
														238 A UC Santa Barbara		6	2			
														238 A UC Santa Barbara		6	3			
														241 A San Diego		6	2			
														241 A San Diego		3	6			
														241 H San Diego		3	2			
														242 H Santa Clara		4	2			
														242 H Santa Clara		8	2			
														242 H Santa Clara		4	2			
														272 H Omaha		9	6			
														272 H Omaha		8	0			
														288 H Southern Utah		4	2			
				LAST 10 GAMES																
				67	N	LMU (CA)		0	10	238	A	UC Santa Barbara		6	2	242	H	Santa Clara		
				63	N	Fresno St.		10	18	238	A	UC Santa Barbara		8	2	242	H	Santa Clara		
				46	H	Cal St. Fullerton		2	7	238	A	UC Santa Barbara		6	3	272	H	Omaha		
				46	H	Cal St. Fullerton		6	14	93	A	Hawaii		1	4	272	H	Omaha		
				46	H	Cal St. Fullerton		3	5	93	A	Hawaii		1	9	288	H	Southern Utah		

Non-Div. I Games:

UC Riverside

RPI	S	Opponent	Score	
288	H	Southern Utah	11	2

UC Riverside

U
C
R
i
v
e
r
s
i
d
e

U
C
R
i
v
e
r
s
i
d
e

Average RPI Win:	207	WON-LOST	WINNING	LAST 10	STRENGTH OF	OPP. STRENGTH	TEAM	ADJ	CONF.	ADJ CONF.	
Average RPI Loss:	91	RECORD	PCT. RANK	GAMES	SCHEDULE	OF SCHEDULE	RPI	RPI	RPI	RPI	
DIV. I ONLY	25-25-0	.5	142	3-7-0	170	159	158	.48915	158	12	12
DIV. I NON-CONF.	16-8-0	.66667	59	0-1-0	206	232	106	.52054	108	11	10
<hr/>											
TOTALS	RPI 1-25	RPI 26-50		W-L RECORDS		RPI 51-100		RPI 101-150		RPI 150+	
25-25-0	0-4-0	1-1-0		OVERALL		0-13-0		2-4-0		22-3-0	
12-7-0	0-0-0	1-1-0		HOME		0-6-0		1-0-0		10-0-0	
6-13-0	0-4-0	0-0-0		AWAY		0-3-0		1-4-0		5-2-0	
7-5-0	0-0-0	0-0-0		NEUTRAL		0-4-0		0-0-0		7-1-0	
16-8-0	0-1-0	0-0-0		NON-CONFERENCE		0-4-0		1-3-0		15-0-0	
6-0-0	0-0-0	0-0-0		HOME		0-0-0		1-0-0		5-0-0	
3-4-0	0-1-0	0-0-		AWAY		0-0-0		0-3-0		3-0-0	
7-4-0	0-0-0	0-0-0		NEUTRAL		0-4-0		0-0-0		7-0-0	
9-17-0	0-3-0	1-1-0		CONFERENCE		0-9-0		1-1-0		7-3-0	
6-7-0	0-0-0	1-1-0		HOME		0-6-0		0-0-0		5-0-0	
3-9-0	0-3-0	0-0-0		AWAY		0-3-0		1-1-0		2-2-0	
0-1-0	0-0-0	0-0-0		NEUTRAL		0-0-0		0-0-0		0-1-0	
RPI	S	Opponent	Score	RPI	S	Opponent	Score	RPI	S	Opponent	Score
12	A	Northwestern	1 5	43	H	Southern Ill.	5 4	52	N	Indiana	0 1
22	A	Drake	0 1	43	H	Southern Ill.	3 8	52	N	Indiana	1 3
22	A	Drake	0 11					62	N	Sam Houston St.	3 5
22	A	Drake	0 9					62	N	Sam Houston St.	3 4
								86	H	Bradley	1 7
								86	H	Bradley	5 12
								86	H	Bradley	4 9
								87	A	Missouri St.	0 1
								87	A	Missouri St.	1 2
								87	A	Missouri St.	3 5
								94	H	UNI	1 6
								94	H	UNI	0 8
								94	H	UNI	1 6

Non-Div. I Games:

Loyola Chicago

RPI	S	Opponent	Score	
255	N	Oakland	10	0
260	N	Akron	11	2
275	N	Mississippi Val.	12	0
285	N	N.C. A&T	8	0

L
o
y
o
l
a
C
h
i
c
a
g
o

L
o
y
o
l
a
C
h
i
c
a
g
o

Loyola Chicago

[illegible]

Non-Div. I Games:

Saint Joseph's

RPI	S	Opponent	Score	
205	H	Saint Louis	0	12
205	H	Saint Louis	4	6
205	H	Saint Louis	8	0
210	H	Drexel	3	1
212	H	George Mason	0	3
212	H	George Mason	4	0
212	H	George Mason	5	3
213	H	Penn	4	1
225	A	Georgetown	5	0
259	H	Rhode Island	10	1
259	H	Rhode Island	15	0
259	H	Rhode Island	2	1
273	H	Morgan St.	13	4
279	N	Brown	7	5
282	A	La Salle	8	2
282	A	La Salle	3	2
291	A	St. Bonaventure	13	0
291	A	St. Bonaventure	8	6
291	A	St. Bonaventure	8	2

Saint Joseph's

S
a
i
n
t
J
o
s
e
p
h
'
s

S
a
i
n
t
J
o
s
e
p
h
'
s

Average RPI Win: 163		WON-LOST	WINNING	LAST 10	STRENGTH OF		OPP. STRENGTH	TEAM	ADJ		CONF.	ADJ CONF.		
Average RPI Loss: 77		RECORD	PCT. RANK	GAMES	SCHEDULE		OF SCHEDULE	RPI	RPI		RPI	RPI		
DIV. I ONLY		17-30-0	.3617	224	4-6-0		92	62	163	.48518	161	7	7	
DIV. I NON-CONF.		11-13-0	.45833	163	2-1-0		199	96	167	.48003	162	7	7	
TOTALS		RPI 1-25	RPI 26-50		W-L RECORDS		RPI 51-100		RPI 101-150		RPI 150+			
17-30-0		0-3-0	2-13-0		OVERALL		3-7-0		2-2-0		10-5-0			
6-6-0		0-0-0	1-1-0		HOME		2-4-0		0-0-0		3-1-0			
5-16-0		0-1-0	0-10-0		AWAY		1-2-0		1-1-0		3-2-0			
6-8-0		0-2-0	1-2-0		NEUTRAL		0-1-0		1-1-0		4-2-0			
11-13-0		0-3-0	1-3-0		NON-CONFERENCE		0-1-0		2-2-0		8-4-0			
1-0-0		0-0-0	0-0-0		HOME		0-0-0		0-0-0		1-0-0			
4-5-0		0-1-0	0-0-		AWAY		0-0-0		1-1-0		3-2-0			
6-8-0		0-2-0	1-2-0		NEUTRAL		0-1-0		1-1-0		4-2-0			
6-17-0		0-0-0	1-10-0		CONFERENCE		3-6-0		0-0-0		2-1-0			
5-6-0		0-0-0	1-1-0		HOME		2-4-0		0-0-0		2-1-0			
1-11-0		0-0-0	0-9-0		AWAY		1-2-0		0-0-0		0-0-0			
0-0-0		0-0-0	0-0-0		NEUTRAL		0-0-0		0-0-0		0-0-0			
RPI	S	Opponent	Score		RPI	S	Opponent	Score		RPI	S	Opponent	Score	
10	N	Florida	1	13	34	N	Louisville	5	7	63	H	Fresno St.	6	11
12	N	Northwestern	0	12	35	A	Boise St.	8	12	63	H	Fresno St.	5	7
24	A	Arizona St.	2	10	35	A	Boise St.	2	10	63	H	Fresno St.	2	5
					35	A	Boise St.	6	10	67	N	LMU (CA)	2	3
					38	A	Colorado St.	3	6	95	A	Nevada	2	11
					38	A	Colorado St.	4	8	95	A	Nevada	4	6
					38	A	Colorado St.	10	11	95	A	Nevada	5	4
					45	H	UNLV	0	12	99	H	San Diego St.	1	2
					45	H	UNLV	4	3	99	H	San Diego St.	4	3
					46	A	Cal St. Fullerton	2	3	99	H	San Diego St.	7	6
					48	N	Iowa St.	0	9					
					48	N	Iowa St.	10	1					
					49	A	San Jose St.	3	6					
					49	A	San Jose St.	2	3					
					49	A	San Jose St.	0	5					
LAST 10 GAMES														
					99	H	San Diego St.	1	2	222	A	Utah Valley	1	0
					99	H	San Diego St.	7	6	49	A	San Jose St.	3	6
					99	H	San Diego St.	4	3	49	A	San Jose St.	2	3
					105	A	BYU	2	5	49	A	San Jose St.	0	5
					222	H	Utah Valley	9	1	63	H	Fresno St.	5	7

Non-Div. I Games:

Utah St.

Average RPI Win:	194	WON-LOST RECORD	WINNING PCT. RANK	LAST 10 GAMES	STRENGTH OF SCHEDULE	OPP. STRENGTH OF SCHEDULE	TEAM RPI	ADJ RPI	CONF. RPI	ADJ CONF. RPI		
DIV. I ONLY		31-25-0	.55357	109	4-6-0	234	196	168	.48505	162	26	25
DIV. I NON-CONF.		20-15-0	.57143	98	1-0-0	142	155	111	.52209	106	25	23
<hr/>												
TOTALS	RPI 1-25	RPI 26-50		W-L RECORDS		RPI 51-100		RPI 101-150		RPI 150+		
31-25-0	0-0-0	1-6-0		OVERALL		6-4-0		0-2-0		24-13-0		
19-10-0	0-0-0	0-0-0		HOME		5-1-0		0-0-0		14-9-0		
10-8-0	0-0-0	1-1-0		AWAY		1-2-0		0-2-0		8-3-0		
2-7-0	0-0-0	0-5-0		NEUTRAL		0-1-0		0-0-0		2-1-0		
<hr/>												
20-15-0	0-0-0	1-6-0		NON-CONFERENCE		6-4-0		0-0-0		13-5-0		
11-5-0	0-0-0	0-0-0		HOME		5-1-0		0-0-0		6-4-0		
7-3-0	0-0-0	1-0-		AWAY		1-2-0		0-0-0		5-0-0		
2-7-0	0-0-0	0-5-0		NEUTRAL		0-1-0		0-0-0		2-1-0		
<hr/>												
11-10-0	0-0-0	0-0-0		CONFERENCE		0-0-0		0-2-0		11-8-0		
8-5-0	0-0-0	0-0-0		HOME		0-0-0		0-0-0		8-5-0		
3-5-0	0-0-0	0-0-0		AWAY		0-0-0		0-2-0		3-3-0		
0-0-0	0-0-0	0-0-0		NEUTRAL		0-0-0		0-0-0		0-0-0		
<hr/>												
RPI	S	Opponent	Score	RPI	S	Opponent	Score	RPI	S	Opponent	Score	
				28	N	Mississippi St.	5 8	51	N	UCF	5 6	
				31	A	Stanford	7 8	63	A	Fresno St.	3 0	
				31	A	Stanford	5 2	63	A	Fresno St.	0 4	
				33	N	Arkansas	2 8	66	H	California	1 3	
				35	N	Boise St.	3 7	67	H	LMU (CA)	4 2	
				35	N	Boise St.	2 5	67	H	LMU (CA)	4 1	
				43	N	Southern Ill.	1 6	67	H	LMU (CA)	3 1	
								68	A	UC Davis	0 4	
								68	H	UC Davis	6 1	
								95	H	Nevada	9 0	
										108	A Weber St.	
										108	A Weber St.	
										157	A UC Riverside	
										167	H Bucknell	
										174	N UTEP	
										183	H Marist	
										183	H Marist	
										197	A Idaho St.	
										197	A Idaho St.	
										197	A Idaho St.	
										197	H Idaho St.	
										202	N California Baptist	
										207	H Portland St.	
										207	H Portland St.	
										207	H Portland St.	
										207	H Portland St.	
										219	H Montana	
										219	H Montana	
										219	H Montana	
										219	H Montana	
										220	A Pacific	
										220	A Pacific	
										234	A Northern Colo.	
										234	A Northern Colo.	
										234	A Northern Colo.	
										234	H Northern Colo.	
										237	A Saint Mary's (CA)	
<hr/>												
LAST 10 GAMES												
				234	H	Northern Colo.	6 7	197	A	Idaho St.	6 9	
				219	H	Montana	8 2	197	A	Idaho St.	2 3	
				197	H	Idaho St.	15 0	68	H	UC Davis	6 1	
				207	H	Portland St.	1 2	207	H	Portland St.	3 0	
				197	A	Idaho St.	4 6	207	H	Portland St.	2 7	

Non-Div. I Games:

Sacramento St.

RPI	S	Opponent	Score	
237	A	Saint Mary's (CA)	6	1
238	H	UC Santa Barbara	6	12
242	H	Santa Clara	3	4
242	H	Santa Clara	14	6
256	H	CSU Bakersfield	2	10
256	H	CSU Bakersfield	8	0
281	H	Fairleigh Dickinson	1	0
281	N	Fairleigh Dickinson	7	0
287	H	Rider	6	0
288	H	Southern Utah	9	3
288	H	Southern Utah	2	4
288	H	Southern Utah	9	1

Sacramento St.

S
a
c
r
a
m
e
n
t
o
s
t
.

S
a
c
r
a
m
e
n
t
o
s
t
.

Average RPI Win:		153	WON-LOST RECORD		WINNING PCT. RANK		LAST 10 GAMES		STRENGTH OF SCHEDULE		OPP. STRENGTH OF SCHEDULE		TEAM RPI		ADJ RPI		CONF. RPI		ADJ CONF. RPI	
DIV. I ONLY			12-41-0		.22642 276		0-10-0		27		74		169		.48299 163		7		7	
DIV. I NON-CONF.			9-20-0		.31034 234		0-1-0		29		87		142		.49915 138		7		7	
TOTALS		RPI 1-25		RPI 26-50		W-L RECORDS		RPI 51-100		RPI 101-150		RPI 150+								
12-41-0		0-4-0		2-15-0		OVERALL		2-18-0		1-0-0		7-4-0								
3-13-0		0-0-0		1-8-0		HOME		0-4-0		0-0-0		2-1-0								
3-18-0		0-1-0		0-4-0		AWAY		2-11-0		0-0-0		1-2-0								
6-10-0		0-3-0		1-3-0		NEUTRAL		0-3-0		1-0-0		4-1-0								
9-20-0		0-4-0		1-4-0		NON-CONFERENCE		1-10-0		1-0-0		6-2-0								
2-2-0		0-0-0		0-0-0		HOME		0-1-0		0-0-0		2-1-0								
1-8-0		0-1-0		0-0-		AWAY		1-6-0		0-0-0		0-0-0								
6-10-0		0-3-0		1-3-0		NEUTRAL		0-3-0		1-0-0		4-1-0								
3-21-0		0-0-0		1-11-0		CONFERENCE		1-8-0		0-0-0		1-2-0								
1-11-0		0-0-0		1-8-0		HOME		0-3-0		0-0-0		0-0-0								
2-10-0		0-0-0		0-3-0		AWAY		1-5-0		0-0-0		1-2-0								
0-0-0		0-0-0		0-0-0		NEUTRAL		0-0-0		0-0-0		0-0-0								
RPI	S	Opponent		Score		RPI	S	Opponent		Score		RPI	S	Opponent		Score				
4	A	Arizona		1	15	32	N	South Fla.		1	2	63	A	Fresno St.		1	9			
6	N	Alabama		0	1	35	H	Boise St.		7	4	63	A	Fresno St.		0	4			
10	N	Florida		0	1	35	H	Boise St.		10	22	63	A	Fresno St.		1	5			
17	N	Tennessee		1	15	35	H	Boise St.		5	17	67	A	LMU (CA)		2	6			
						38	H	Colorado St.		7	9	67	N	LMU (CA)		2	4			
						38	H	Colorado St.		1	9	72	A	New Mexico St.		8	9			
						38	H	Colorado St.		3	16	72	A	New Mexico St.		0	8			
						42	N	Oregon St.		6	5	72	A	New Mexico St.		3	11			
						42	N	Oregon St.		3	5	72	H	New Mexico St.		0	10			
						45	A	UNLV		1	2	77	N	DePaul		5	9			
						45	A	UNLV		0	2	77	N	DePaul		2	4			
						45	A	UNLV		0	8	93	A	Hawaii		3	2			
						46	A	Cal St. Fullerton		1	19	93	A	Hawaii		2	3			
						46	N	Cal St. Fullerton		2	6	93	A	Hawaii		1	2			
						49	H	San Jose St.		0	11	95	H	Nevada		6	11			
						49	H	San Jose St.		0	10	95	H	Nevada		1	7			
						49	H	San Jose St.		4	10	95	H	Nevada		1	21			
												99	A	San Diego St.		3	4			
												99	A	San Diego St.		8	9			
												99	A	San Diego St.		3	1			
				LAST 10 GAMES																
						45	A	UNLV		0	2	49	H	San Jose St.		4	10			
						45	A	UNLV		0	8	63	A	Fresno St.		0	4			
						45	A	UNLV		1	2	63	A	Fresno St.		1	5			
						49	H	San Jose St.		0	10	63	A	Fresno St.		1	9			
						49	H	San Jose St.		0	11	72	H	New Mexico St.		0	10			

Non-Div. I Games:

New Mexico

Average RPI Win: 176		WON-LOST	WINNING	LAST 10	STRENGTH OF		OPP. STRENGTH	TEAM	ADJ	CONF.	ADJ CONF.				
Average RPI Loss: 106		RECORD	PCT. RANK	GAMES	SCHEDULE		OF SCHEDULE	RPI	RPI	RPI	RPI				
DIV. I ONLY		26-29-0	.47273	167	2-8-0		169	119	162	.48291	164	9	9		
DIV. I NON-CONF.		16-16-0	.5	134	1-1-0		241	166	180	.47021	184	10	11		
TOTALS		RPI 1-25	RPI 26-50		W-L RECORDS		RPI 51-100		RPI 101-150		RPI 150+				
26-29-0		0-1-0	0-5-0		OVERALL		4-10-0		5-7-0		17-6-0				
16-13-0		0-0-0	0-0-0		HOME		3-6-0		2-4-0		11-3-0				
7-12-0		0-1-0	0-5-0		AWAY		1-4-0		2-1-0		4-1-0				
3-4-0		0-0-0	0-0-0		NEUTRAL		0-0-0		1-2-0		2-2-0				
16-16-0		0-1-0	0-2-0		NON-CONFERENCE		2-5-0		2-3-0		12-5-0				
10-7-0		0-0-0	0-0-0		HOME		1-2-0		1-2-0		8-3-0				
3-6-0		0-1-0	0-0-		AWAY		1-3-0		0-0-0		2-0-0				
3-3-0		0-0-0	0-0-0		NEUTRAL		0-0-0		1-1-0		2-2-0				
10-13-0		0-0-0	0-3-0		CONFERENCE		2-5-0		3-4-0		5-1-0				
6-6-0		0-0-0	0-0-0		HOME		2-4-0		1-2-0		3-0-0				
4-6-0		0-0-0	0-3-0		AWAY		0-1-0		2-1-0		2-1-0				
0-1-0		0-0-0	0-0-0		NEUTRAL		0-0-0		0-1-0		0-0-0				
RPI S	Opponent	Score		RPI S	Opponent	Score		RPI S	Opponent	Score		RPI S	Opponent	Score	
20 A	Auburn	2	4	36 A	Houston	0	8	55 H	Liberty	3	2	102 H	Ohio	2	7
				36 A	Houston	1	2	55 H	Liberty	3	11	104 A	North Florida	3	1
				40 A	Lipscomb	4	6	55 H	Liberty	5	4	104 A	North Florida	0	2
				40 A	Lipscomb	1	7	57 H	Western Ky.	2	1	104 A	North Florida	3	1
				40 A	Lipscomb	2	7	78 A	Jacksonville St.	0	2	109 H	North Ala.	0	3
								78 A	Jacksonville St.	6	7	109 H	North Ala.	7	4
								83 A	FGCU	0	2	109 H	North Ala.	2	3
								83 H	FGCU	2	5	109 N	North Ala.	5	8
								83 H	FGCU	2	5	117 N	Toledo	3	4
								83 H	FGCU	3	4	118 N	Northern Ill.	12	8
								90 A	Georgia Tech	3	6	149 H	Hofstra	3	10
								90 H	Georgia Tech	0	7	149 H	Hofstra	2	0
								96 A	Chattanooga	7	0	173 A	Ga. Southern	5	4
								96 H	Chattanooga	4	15	185 N	Tennessee Tech	5	6
												194 H	Jacksonville	2	1
												194 H	Jacksonville	8	7
												194 H	Jacksonville	9	1
												195 A	Stetson	0	1
												195 A	Stetson	2	0
												195 A	Stetson	3	2
												198 N	Dayton	8	10
												205 H	Saint Louis	6	3
												205 H	Saint Louis	10	5
												205 H	Saint Louis	10	4
												216 H	Western Caro.	10	2
												216 H	Western Caro.	7	1
												223 H	Eastern Ill.	5	11
LAST 10 GAMES				83 A	FGCU	0	2	173 A	Ga. Southern	5	4				
				109 N	North Ala.	5	8	109 H	North Ala.	0	3				
				40 A	Lipscomb	1	7	109 H	North Ala.	7	4				
				40 A	Lipscomb	4	6	109 H	North Ala.	2	3				
				40 A	Lipscomb	2	7	228 H	Georgia St.	2	3				

Non-Div. I Games:

Kennesaw St.

RPI	S	Opponent	Score	
223	H	Eastern Ill.	0	8
228	A	Georgia St.	9	0
228	H	Georgia St.	2	3
248	H	Wright St.	4	0
248	H	Wright St.	7	1
263	N	Incarnate Word	5	4
263	N	Incarnate Word	5	2
283	H	Morehead St.	6	5

Kennesaw St.

K
e
n
n
e
s
a
w
S
t
.

K
e
n
n
e
s
a
w
S
t
.

Average RPI Win: 159		WON-LOST RECORD		WINNING PCT. RANK		LAST 10 GAMES		STRENGTH OF SCHEDULE		OPP. STRENGTH OF SCHEDULE		TEAM RPI		ADJ RPI		CONF. RPI		ADJ CONF. RPI					
Average RPI Loss: 76																							
DIV. I ONLY		16-34-0		.32 244		1-9-0		59		53		164		.48187 165		4		4					
DIV. I NON-CONF.		12-16-0		.42857 181		0		143		106		156		.48306 161		4		4					
TOTALS		RPI 1-25		RPI 26-50		W-L RECORDS		RPI 51-100		RPI 101-150		RPI 150+											
16-34-0		0-10-0		0-5-0		OVERALL		2-9-0		5-5-0		9-5-0											
4-10-0		0-4-0		0-3-0		HOME		0-0-0		3-3-0		1-0-0											
4-14-0		0-6-0		0-0-0		AWAY		2-8-0		1-0-0		1-0-0											
8-10-0		0-0-0		0-2-0		NEUTRAL		0-1-0		1-2-0		7-5-0											
12-16-0		0-3-0		0-2-0		NON-CONFERENCE		1-4-0		2-2-0		9-5-0											
1-0-0		0-0-0		0-0-0		HOME		0-0-0		0-0-0		1-0-0											
3-6-0		0-3-0		0-0-		AWAY		1-3-0		1-0-0		1-0-0											
8-10-0		0-0-0		0-2-0		NEUTRAL		0-1-0		1-2-0		7-5-0											
4-18-0		0-7-0		0-3-0		CONFERENCE		1-5-0		3-3-0		0-0-0											
3-10-0		0-4-0		0-3-0		HOME		0-0-0		3-3-0		0-0-0											
1-8-0		0-3-0		0-0-0		AWAY		1-5-0		0-0-0		0-0-0											
0-0-0		0-0-0		0-0-0		NEUTRAL		0-0-0		0-0-0		0-0-0											
RPI	S	Opponent		Score		RPI	S	Opponent		Score		RPI	S	Opponent		Score		RPI	S	Opponent		Score	
6	A	Alabama		1	2	34	N	Louisville		1	14	52	A	Indiana		8	13	103	N	Austin Peay		2	5
7	A	Minnesota		1	7	35	N	Boise St.		1	9	52	A	Indiana		2	15	119	A	FIU		5	0
7	A	Minnesota		5	9	39	H	Ohio St.		2	3	52	A	Indiana		3	6	123	H	Maryland		9	11
12	H	Northwestern		2	6	39	H	Ohio St.		1	11	74	A	Grand Canyon		2	7	123	H	Maryland		11	3
12	H	Northwestern		1	10	39	H	Ohio St.		6	15	79	A	Miami (OH)		12	2	123	H	Maryland		8	7
12	H	Northwestern		4	10							89	A	Rutgers		3	7	138	N	Memphis		11	6
14	A	Michigan		1	16							89	A	Rutgers		5	7	138	N	Memphis		9	11
14	H	Michigan		1	12							89	A	Rutgers		10	9	150	H	Penn St.		4	7
20	A	Auburn		2	3							90	A	Georgia Tech		3	10	150	H	Penn St.		8	7
20	A	Auburn		0	5							90	A	Georgia Tech		2	11	150	H	Penn St.		0	3
												98	N	Southern Miss.		2	5	153	N	UConn		2	3
																		156	A	Central Mich.		16	4
																		159	N	Boston College		6	7
																		159	N	Boston College		7	9
																		169	N	Saint Francis (PA)		8	0
																		169	N	Saint Francis (PA)		8	2
																		171	N	Mercer		6	5
																		171	N	Mercer		6	5
																		198	N	Dayton		9	1
																		198	N	Dayton		4	2
																		226	N	North Dakota		5	9
																		226	N	North Dakota		5	6
																		243	N	Bryant		3	0
																		255	H	Oakland		11	3
LAST 10 GAMES																							
						89	A	Rutgers		3	7	12	H	Northwestern		4	10						
						89	A	Rutgers		10	9	14	A	Michigan		1	16						
						89	A	Rutgers		5	7	39	H	Ohio St.		1	11						
						12	H	Northwestern		1	10	39	H	Ohio St.		2	3						
						12	H	Northwestern		2	6	39	H	Ohio St.		6	15						

Non-Div. I Games:

Michigan St.

Average RPI Win:		171	WON-LOST RECORD		WINNING PCT. RANK		LAST 10 GAMES		STRENGTH OF SCHEDULE		OPP. STRENGTH OF SCHEDULE		TEAM RPI		ADJ RPI		CONF. RPI		ADJ CONF. RPI	
DIV. I ONLY			21-31-0		.40385 196		4-6-0		118		122		166		.48149 166		11		10	
DIV. I NON-CONF.			12-14-0		.46154 160		1-0-0		228		154		194		.46537 195		9		9	
TOTALS		RPI 1-25		RPI 26-50		W-L RECORDS		RPI 51-100		RPI 101-150		RPI 150+								
21-31-0		0-2-0		0-5-0		OVERALL		4-15-0		4-3-0		13-6-0								
9-9-0		0-0-0		0-3-0		HOME		0-2-0		3-2-0		6-2-0								
5-13-0		0-0-0		0-0-0		AWAY		2-11-0		1-1-0		2-1-0								
7-9-0		0-2-0		0-2-0		NEUTRAL		2-2-0		0-0-0		5-3-0								
12-14-0		0-2-0		0-2-0		NON-CONFERENCE		2-3-0		2-2-0		8-5-0								
2-4-0		0-0-0		0-0-0		HOME		0-2-0		1-1-0		1-1-0								
4-2-0		0-0-0		0-0-		AWAY		1-0-0		1-1-0		2-1-0								
6-8-0		0-2-0		0-2-0		NEUTRAL		1-1-0		0-0-0		5-3-0								
9-17-0		0-0-0		0-3-0		CONFERENCE		2-12-0		2-1-0		5-1-0								
7-5-0		0-0-0		0-3-0		HOME		0-0-0		2-1-0		5-1-0								
1-11-0		0-0-0		0-0-0		AWAY		1-11-0		0-0-0		0-0-0								
1-1-0		0-0-0		0-0-0		NEUTRAL		1-1-0		0-0-0		0-0-0								
RPI	S	Opponent		Score		RPI	S	Opponent		Score		RPI	S	Opponent		Score				
17	N	Tennessee		2	12	38	N	Colorado St.		0	4	54	A	North Texas		0	3			
20	N	Auburn		1	7	44	H	Louisiana Tech		1	13	54	A	North Texas		3	4			
						44	H	Louisiana Tech		2	11	54	A	North Texas		1	9			
						44	H	Louisiana Tech		7	13	57	A	Western Ky.		1	8			
						47	N	North Dakota St.		2	6	57	A	Western Ky.		2	11			
												57	A	Western Ky.		3	4			
												58	H	Baylor		1	4			
												63	N	Fresno St.		1	10			
												64	A	Texas St.		3	2			
												64	H	Texas St.		6	8			
												69	A	Marshall		0	7			
												69	A	Marshall		0	5			
												69	A	Marshall		4	2			
												69	N	Marshall		0	8			
												87	N	Missouri St.		2	1			
												98	A	Southern Miss.		2	8			
												98	A	Southern Miss.		0	3			
												98	A	Southern Miss.		1	4			
												98	N	Southern Miss.		4	2			
LAST 10 GAMES																				
						69	N	Marshall		0	8	174	H	UTEP		8	0			
						98	N	Southern Miss.		4	2	174	H	UTEP		11	0			
						57	A	Western Ky.		2	11	174	H	UTEP		4	7			
						57	A	Western Ky.		3	4	263	H	Incarnate Word		4	2			
						57	A	Western Ky.		1	8	54	A	North Texas		1	9			

Non-Div. I Games:

UTSA

Average RPI Win: 213		WON-LOST	WINNING	LAST 10	STRENGTH OF		OPP. STRENGTH	TEAM	ADJ	CONF.	ADJ CONF.				
Average RPI Loss: 130		RECORD	PCT. RANK	GAMES	SCHEDULE		OF SCHEDULE	RPI	RPI	RPI	RPI				
DIV. I ONLY		28-24-0	.53846	119	3-7-0		216	195	161	.48104	167	24	24		
DIV. I NON-CONF.		13-19-0	.40625	198	1-3-0		192	177	204	.45755	202	23	24		
<hr/>															
TOTALS		RPI 1-25	RPI 26-50		W-L RECORDS		RPI 51-100		RPI 101-150		RPI 150+				
28-24-0		0-2-0	1-5-0		OVERALL		1-2-0		4-5-0		22-10-0				
10-2-0		0-0-0	0-0-0		HOME		1-1-0		0-0-0		9-1-0				
9-15-0		0-2-0	0-2-0		AWAY		0-1-0		4-1-0		5-9-0				
9-7-0		0-0-0	1-3-0		NEUTRAL		0-0-0		0-4-0		8-0-0				
13-19-0		0-2-0	1-5-0		NON-CONFERENCE		0-1-0		1-3-0		11-8-0				
3-1-0		0-0-0	0-0-0		HOME		0-0-0		0-0-0		3-1-0				
2-13-0		0-2-0	0-0-		AWAY		0-1-0		1-1-0		1-7-0				
8-5-0		0-0-0	1-3-0		NEUTRAL		0-0-0		0-2-0		7-0-0				
15-5-0		0-0-0	0-0-0		CONFERENCE		1-1-0		3-2-0		11-2-0				
7-1-0		0-0-0	0-0-0		HOME		1-1-0		0-0-0		6-0-0				
7-2-0		0-0-0	0-0-0		AWAY		0-0-0		3-0-0		4-2-0				
1-2-0		0-0-0	0-0-0		NEUTRAL		0-0-0		0-2-0		1-0-0				
RPI S	Opponent	Score		RPI S	Opponent	Score		RPI S	Opponent	Score		RPI S	Opponent	Score	
13 A	LSU	0	8	30 N	Tulsa	4	2	55 A	Liberty	0	1	111 N	Iowa	3	5
13 A	LSU	0	10	30 N	Tulsa	0	1	97 H	Boston U.	4	1	114 N	UMass Lowell	1	4
				31 A	Stanford	1	2	97 H	Boston U.	2	3	144 A	Lehigh	2	0
				45 N	UNLV	0	7					144 A	Lehigh	14	3
				45 N	UNLV	0	7					144 A	Lehigh	8	3
				49 A	San Jose St.	2	4					144 N	Lehigh	2	7
												144 N	Lehigh	2	3
												150 A	Penn St.	4	2
												150 A	Penn St.	8	9
												155 A	Harvard	8	9
												162 A	Sacramento St.	1	0
												169 A	Saint Francis (PA)	7	8
												169 A	Saint Francis (PA)	8	9
												189 H	Colgate	6	1
												189 H	Colgate	9	1
												189 H	Colgate	10	8
												189 N	Colgate	5	2
												201 H	Binghamton	8	7
												211 A	Army West Point	2	4
												211 A	Army West Point	1	4
												211 A	Army West Point	6	1
												215 N	Valparaiso	7	1
												220 A	Pacific	2	3
												220 A	Pacific	0	3
												237 A	Saint Mary's (CA)	1	2
												237 A	Saint Mary's (CA)	1	6
												242 N	Santa Clara	8	4
LAST 10 GAMES				144 N	Lehigh	2	3	169 A	Saint Francis (PA)	8	9	220 A	Pacific	0	3
				189 N	Colgate	5	2	169 A	Saint Francis (PA)	7	8	237 A	Saint Mary's (CA)	1	2
				144 N	Lehigh	2	7	150 A	Penn St.	8	9	237 A	Saint Mary's (CA)	1	6
				97 H	Boston U.	4	1	150 A	Penn St.	4	2	242 N	Santa Clara	8	4
				97 H	Boston U.	2	3	211 A	Army West Point	2	4				

Non-Div. I Games:

Bucknell

RPI	S	Opponent	Score	
244	H	Mt. St. Mary's	2	0
244	H	Mt. St. Mary's	4	5
245	N	Princeton	3	0
246	N	Manhattan	4	3
246	N	Manhattan	5	3
270	A	Holy Cross	1	0
270	A	Holy Cross	5	0
270	A	Holy Cross	5	3
277	H	Lafayette	2	0
277	H	Lafayette	8	0
277	H	Lafayette	9	1
279	N	Brown	9	0
280	H	Howard	11	3
286	N	Delaware St.	11	4

Bucknell

B
u
c
k
n
e
l
l

B
u
c
k
n
e
l
l

RPI	S	Opponent	Score	
272	A	Omaha	8	3
272	A	Omaha	10	5
274	N	Green Bay	3	4

Western Ill.

W
e
s
t
e
r
n
I
l
l
.

W
e
s
t
e
r
n
I
l
l
.

Average RPI Win:	199	WON-LOST RECORD	WINNING PCT. RANK	LAST 10 GAMES	STRENGTH OF SCHEDULE	OPP. STRENGTH OF SCHEDULE	TEAM RPI	ADJ RPI	CONF. RPI	ADJ CONF. RPI				
DIV. I ONLY		29-31-0	.48333	156	6-4-0	179	220	173	.47892	169	27	28		
DIV. I NON-CONF.		16-24-0	.4	200	0-2-0	174	181	195	.46723	192	27	29		
<hr/>														
TOTALS	RPI 1-25	RPI 26-50		W-L RECORDS		RPI 51-100		RPI 101-150		RPI 150+				
29-31-0	0-2-0	0-0-0		OVERALL		2-4-0		7-9-0		20-16-0				
7-5-0	0-0-0	0-0-0		HOME		0-0-0		1-1-0		6-4-0				
12-12-0	0-2-0	0-0-0		AWAY		1-2-0		3-3-0		8-5-0				
10-14-0	0-0-0	0-0-0		NEUTRAL		1-2-0		3-5-0		6-7-0				
16-24-0	0-2-0	0-0-0		NON-CONFERENCE		2-4-0		4-7-0		10-11-0				
3-1-0	0-0-0	0-0-0		HOME		0-0-0		0-0-0		3-1-0				
4-9-0	0-2-0	0-0-		AWAY		1-2-0		1-2-0		2-3-0				
9-14-0	0-0-0	0-0-0		NEUTRAL		1-2-0		3-5-0		5-7-0				
13-7-0	0-0-0	0-0-0		CONFERENCE		0-0-0		3-2-0		10-5-0				
4-4-0	0-0-0	0-0-0		HOME		0-0-0		1-1-0		3-3-0				
8-3-0	0-0-0	0-0-0		AWAY		0-0-0		2-1-0		6-2-0				
1-0-0	0-0-0	0-0-0		NEUTRAL		0-0-0		0-0-0		1-0-0				
RPI	S	Opponent	Score		RPI	S	Opponent	Score		RPI	S	Opponent	Score	
6	A	Alabama	1	3						52	A	Indiana	6	13
14	A	Michigan	0	8						75	A	Kent St.	2	6
										75	A	Kent St.	5	4
										77	N	DePaul	1	3
										92	N	Purdue	2	6
										98	N	Southern Miss.	1	0
										102	N	Ohio		17
										102	N	Ohio	19	18
										107	N	South Dakota St.	2	7
										117	N	Toledo	0	11
										117	N	Toledo	9	7
										120	A	LIU Brooklyn	1	6
										120	A	LIU Brooklyn	5	3
										120	A	LIU Brooklyn	8	6
										120	H	LIU Brooklyn	9	5
										120	H	LIU Brooklyn	3	11
										128	A	East Carolina	5	7
										132	N	Winthrop	5	4
										133	N	Villanova	0	7
										139	N	Providence	1	2
										150	A	Penn St.	17	13
										150	A	Penn St.	7	8
										165	N	Michigan St.	2	8
										165	N	Michigan St.	0	8
										167	H	Bucknell	9	8
										167	H	Bucknell	8	7
										173	A	Ga. Southern	10	1
										173	A	Ga. Southern	5	6
										175	A	Gardner-Webb	1	2
										178	N	UT Martin	1	3
										180	H	Pittsburgh	11	3
										180	H	Pittsburgh	4	6
										182	N	Western Mich.	8	10
<hr/>														
LAST 10 GAMES														
77	N	DePaul	1	3	230	N	Sacred Heart	7	0	175	A	Gardner-Webb	1	2
14	A	Michigan	0	8	281	A	Fairleigh Dickinson	6	2	178	N	UT Martin	1	3
120	A	LIU Brooklyn	8	6	281	A	Fairleigh Dickinson	11	0	180	H	Pittsburgh	11	3
120	A	LIU Brooklyn	1	6	120	H	LIU Brooklyn	9	5	180	H	Pittsburgh	4	6
120	A	LIU Brooklyn	5	3	120	H	LIU Brooklyn	3	11	182	N	Western Mich.	8	10

Non-Div. I Games:

Saint Francis (PA)

RPI	S	Opponent	Score	
184	N	ETSU	16	10
184	N	ETSU	6	15
203	N	Bowling Green	12	7
203	N	Bowling Green	7	8
211	N	Army West Point	1	9
212	A	George Mason	5	6
212	A	George Mason	12	8
230	H	Sacred Heart	2	4
230	H	Sacred Heart	1	3
230	N	Sacred Heart	7	0
243	A	Bryant	5	4
243	A	Bryant	3	7
244	A	Mt. St. Mary's	1	9
244	A	Mt. St. Mary's	10	7
261	H	Robert Morris	4	12
261	H	Robert Morris	6	5
267	A	Central Conn. St.	12	6
267	A	Central Conn. St.	12	1
268	H	Wagner	8	4
268	H	Wagner	6	4
271	N	Cleveland St.	5	0
271	N	Cleveland St.	9	3
281	A	Fairleigh Dickinson	11	0
281	A	Fairleigh Dickinson	6	2
290	N	Savannah St.	7	1

Saint Francis (PA)(
P
A
)

S
a
i
n
t
F
r
a
n
c
i
s
(
P
A
)

Average RPI Win:		194	WON-LOST RECORD		WINNING PCT. RANK		LAST 10 GAMES		STRENGTH OF SCHEDULE		OPP. STRENGTH OF SCHEDULE		TEAM RPI		ADJ RPI		CONF. RPI		ADJ CONF. RPI	
DIV. I ONLY			25-34-0		.42373 188		3-7-0		111		197		165		.47845 170		19		20	
DIV. I NON-CONF.			11-20-0		.35484 219		1-2-0		101		178		181		.46727 191		21		22	
TOTALS		RPI 1-25		RPI 26-50		W-L RECORDS		RPI 51-100		RPI 101-150		RPI 150+								
25-34-0		0-2-0		0-6-0		OVERALL		1-9-0		6-5-0		18-12-0								
13-7-0		0-0-0		0-1-0		HOME		1-2-0		3-1-0		9-3-0								
7-15-0		0-2-0		0-1-0		AWAY		0-6-0		2-0-0		5-6-0								
5-12-0		0-0-0		0-4-0		NEUTRAL		0-1-0		1-4-0		4-3-0								
11-20-0		0-2-0		0-6-0		NON-CONFERENCE		0-3-0		4-3-0		7-6-0								
4-4-0		0-0-0		0-1-0		HOME		0-0-0		1-0-0		3-3-0								
2-6-0		0-2-0		0-0-		AWAY		0-3-0		2-0-0		0-0-0								
5-10-0		0-0-0		0-4-0		NEUTRAL		0-0-0		1-3-0		4-3-0								
14-14-0		0-0-0		0-0-0		CONFERENCE		1-6-0		2-2-0		11-6-0								
9-3-0		0-0-0		0-0-0		HOME		1-2-0		2-1-0		6-0-0								
5-9-0		0-0-0		0-0-0		AWAY		0-3-0		0-0-0		5-6-0								
0-2-0		0-0-0		0-0-0		NEUTRAL		0-1-0		0-1-0		0-0-0								
RPI	S	Opponent		Score		RPI	S	Opponent		Score		RPI	S	Opponent		Score				
20	A	Auburn		2	7	27	A	Virginia Tech		0	8	55	A	Liberty		8	10			
20	A	Auburn		2	5	27	H	Virginia Tech		0	10	70	H	Longwood		2	3			
						34	N	Louisville		0	6	70	H	Longwood		0	4			
						34	N	Louisville		0	1	70	H	Longwood		4	2			
						45	N	UNLV		3	8	71	A	Elon		4	8			
						48	N	Iowa St.		1	2	81	A	USC Upstate		3	5			
												81	A	USC Upstate		0	4			
												81	A	USC Upstate		5	9			
												81	N	USC Upstate		0	5			
												88	A	Duke		6	8			
														143 A UNCW		5	2			
														145 A Col. of Charleston		5	1			
														152 A Campbell		11	0			
														152 A Campbell		1	0			
														152 A Campbell		2	6			
														152 A Campbell		2	3			
														152 A Campbell		2	3			
														171 N Mercer		8	3			
														175 A Gardner-Webb		2	1			
														175 A Gardner-Webb		2	3			
														175 A Gardner-Webb		10	2			
														184 H ETSU		3	2			
														184 H ETSU		3	4			
														194 N Jacksonville		2	5			
														209 A Charleston So.		1	2			
														209 A Charleston So.		7	9			
														209 A Charleston So.		3	1			
														216 H Western Caro.		8	1			
														55 A Liberty		8	10			

Non-Div. I Games:

Radford

RPI	S	Opponent	Score	
216	H	Western Caro.	0	1
232	N	Dartmouth	0	7
236	H	Hampton	1	0
236	H	Hampton	24	0
236	H	Hampton	3	2
247	H	Norfolk St.	8	3
247	H	Norfolk St.	0	1
259	N	Rhode Island	3	4
259	N	Rhode Island	7	1
264	H	Presbyterian	4	3
264	H	Presbyterian	4	2
264	H	Presbyterian	10	5
280	N	Howard	16	3
280	N	Howard	15	4

Radford

R
a
d
f
o
r
d

R
a
d
f
o
r
d

Average RPI Win:		207	WON-LOST RECORD		WINNING PCT. RANK		LAST 10 GAMES		STRENGTH OF SCHEDULE		OPP. STRENGTH OF SCHEDULE		TEAM RPI		ADJ RPI		CONF. RPI		ADJ CONF. RPI		
Average RPI Loss:		105	27-29-0		.48214 157		5-5-0		199		161		171		.47786 171		15		14		
DIV. I ONLY			15-20-0		.42857 181		0		212		169		199		.46324 197		15		15		
DIV. I NON-CONF.																					
TOTALS		RPI 1-25		RPI 26-50		W-L RECORDS		RPI 51-100		RPI 101-150		RPI 150+									
27-29-0		0-3-0		0-4-0		OVERALL		2-10-0		1-2-0		24-10-0									
12-13-0		0-0-0		0-0-0		HOME		2-8-0		1-1-0		9-4-0									
8-6-0		0-3-0		0-0-0		AWAY		0-1-0		0-1-0		8-1-0									
7-10-0		0-0-0		0-4-0		NEUTRAL		0-1-0		0-0-0		7-5-0									
15-20-0		0-3-0		0-4-0		NON-CONFERENCE		1-4-0		1-2-0		13-7-0									
9-7-0		0-0-0		0-0-0		HOME		1-3-0		1-1-0		7-3-0									
1-5-0		0-3-0		0-0-		AWAY		0-1-0		0-1-0		1-0-0									
5-8-0		0-0-0		0-4-0		NEUTRAL		0-0-0		0-0-0		5-4-0									
12-9-0		0-0-0		0-0-0		CONFERENCE		1-6-0		0-0-0		11-3-0									
3-6-0		0-0-0		0-0-0		HOME		1-5-0		0-0-0		2-1-0									
7-1-0		0-0-0		0-0-0		AWAY		0-0-0		0-0-0		7-1-0									
2-2-0		0-0-0		0-0-0		NEUTRAL		0-1-0		0-0-0		2-1-0									
RPI	S	Opponent		Score		RPI	S	Opponent		Score		RPI	S	Opponent		Score					
10	A	Florida		2	10	30	N	Tulsa		2	3	52	H	Indiana		7	8				
10	A	Florida		3	9	34	N	Louisville		0	14	73	H	UNC Greensboro		4	8				
20	A	Auburn		2	10	40	N	Lipscomb		1	9	73	H	UNC Greensboro		4	7				
						40	N	Lipscomb		5	6	73	H	UNC Greensboro		1	7				
												73	N	UNC Greensboro		7	9				
												78	H	Jacksonville St.		0	15				
												89	H	Rutgers		2	1				
												89	H	Rutgers		4	8				
												90	A	Georgia Tech		1	4				
												96	H	Chattanooga		2	1				
												96	H	Chattanooga		2	4				
												96	H	Chattanooga		2	4				
														170 N Radford		3	8				
														173 H Ga. Southern		5	4				
														175 A Gardner-Webb		5	4				
														184 A ETSU		5	2				
														184 A ETSU		3	1				
														184 A ETSU		5	4				
														184 N ETSU		1	5				
														184 N ETSU		6	1				
														188 H Florida A&M		5	4				
														199 A Furman		8	4				
														199 A Furman		5	1				
														199 A Furman		6	4				
														211 H Army West Point		6	8				
														211 H Army West Point		7	5				
														216 H Western Caro.		6	4				
														216 H Western Caro.		2	3				
														216 H Western Caro.		9	0				
														216 N Western Caro.		7	4				
				LAST 10 GAMES																	
				73	N	UNC Greensboro		7	9	199	A	Furman		5	1	211	H	Army West Point		7	5
				184	N	ETSU		6	1	199	A	Furman		6	4	216	H	Western Caro.		6	4
				216	N	Western Caro.		7	4	73	H	UNC Greensboro		4	8	216	H	Western Caro.		2	3
				184	N	ETSU		1	5	73	H	UNC Greensboro		4	7	216	H	Western Caro.		9	0
				199	A	Furman		8	4	73	H	UNC Greensboro		1	7	216	N	Western Caro.		7	4

Non-Div. I Games:

Mercer

RPI	S	Opponent	Score	
226	N	North Dakota	2	4
228	N	Georgia St.	6	0
239	H	Alabama St.	3	2
248	N	Wright St.	13	6
260	H	Akron	11	7
260	N	Akron	9	2
271	H	Cleveland St.	10	2
285	H	N.C. A&T	5	0
294	N	UMES	14	0
297	N	South Carolina St.	19	2

Mercer

Average RPI Win:	193	WON-LOST	WINNING	LAST 10	STRENGTH OF	OPP. STRENGTH	TEAM	ADJ	CONF.	ADJ CONF.	
Average RPI Loss:	141	RECORD	PCT. RANK	GAMES	SCHEDULE	OF SCHEDULE	RPI	RPI	RPI	RPI	
DIV. I ONLY	22-29-0	.43137	181	4-6-0	109	223	167	.47731	172	10	11
DIV. I NON-CONF.	15-15-0	.5	134	1-1-0	165	286	163	.47548	174	13	13
<hr/>											
TOTALS	RPI 1-25	RPI 26-50		W-L RECORDS		RPI 51-100		RPI 101-150		RPI 150+	
22-29-0	0-3-0	0-0-0		OVERALL		1-3-0		9-13-0		12-10-0	
9-9-0	0-3-0	0-0-0		HOME		0-0-0		3-4-0		6-2-0	
8-11-0	0-0-0	0-0-0		AWAY		1-3-0		5-4-0		2-4-0	
5-9-0	0-0-0	0-0-0		NEUTRAL		0-0-0		1-5-0		4-4-0	
<hr/>											
15-15-0	0-0-0	0-0-0		NON-CONFERENCE		0-1-0		3-7-0		12-7-0	
7-2-0	0-0-0	0-0-0		HOME		0-0-0		1-0-0		6-2-0	
3-4-0	0-0-0	0-0-		AWAY		0-1-0		1-2-0		2-1-0	
5-9-0	0-0-0	0-0-0		NEUTRAL		0-0-0		1-5-0		4-4-0	
<hr/>											
7-14-0	0-3-0	0-0-0		CONFERENCE		1-2-0		6-6-0		0-3-0	
2-7-0	0-3-0	0-0-0		HOME		0-0-0		2-4-0		0-0-0	
5-7-0	0-0-0	0-0-0		AWAY		1-2-0		4-2-0		0-3-0	
0-0-0	0-0-0	0-0-0		NEUTRAL		0-0-0		0-0-0		0-0-0	
<hr/>											
RPI S	Opponent	Score	RPI S	Opponent	Score	RPI S	Opponent	Score	RPI S	Opponent	Score
11 H	James Madison	1 5				71 A	Elon	5 1	120 N	LIU Brooklyn	0 7
11 H	James Madison	5 15				71 A	Elon	3 8	120 N	LIU Brooklyn	1 9
11 H	James Madison	1 7				71 A	Elon	2 3	121 H	Towson	0 6
						73 A	UNC Greensboro	5 6	121 H	Towson	11 6
									121 H	Towson	4 6
									122 N	Belmont	4 5
									124 N	Ball St.	0 9
									127 A	Monmouth	5 4
									127 A	Monmouth	1 2
									127 N	Monmouth	10 0
									129 N	Murray St.	5 16
									133 A	Villanova	9 16
									143 H	UNCW	3 7
									143 H	UNCW	6 5
									143 H	UNCW	5 7
									144 H	Lehigh	3 0
									145 A	Col. of Charleston	4 2
									145 A	Col. of Charleston	1 0
									145 A	Col. of Charleston	2 5
									149 A	Hofstra	11 8
									149 A	Hofstra	0 1
									149 A	Hofstra	4 3
									155 N	Harvard	6 1
									155 N	Harvard	2 3
									160 H	Saint Joseph's	6 1
									160 H	Saint Joseph's	1 3
									186 A	UMBC	6 3
<hr/>											
			LAST 10 GAMES								
			11 H	James Madison	5 15	145 A	Col. of Charleston	1 0	155 N	Harvard	6 1
			11 H	James Madison	1 7	145 A	Col. of Charleston	2 5	155 N	Harvard	2 3
			11 H	James Madison	1 5	133 A	Villanova	9 16	160 H	Saint Joseph's	6 1
			282 H	La Salle	5 3	143 H	UNCW	5 7	160 H	Saint Joseph's	1 3
			145 A	Col. of Charleston	4 2	143 H	UNCW	6 5	186 A	UMBC	6 3

Non-Div. I Games:

Delaware

Delaware

RPI	S	Opponent	Score	
210	A	Drexel	4	5
210	A	Drexel	2	9
210	A	Drexel	2	5
224	N	Butler	9	1
230	N	Sacred Heart	4	6
230	N	Sacred Heart	3	4
244	H	Mt. St. Mary's	3	7
244	H	Mt. St. Mary's	6	1
247	A	Norfolk St.	3	1
247	A	Norfolk St.	7	8
247	N	Norfolk St.	6	7
258	N	Buffalo	7	2
282	H	La Salle	5	3
286	H	Delaware St.	13	3
289	H	Coppin St.	5	2
289	H	Coppin St.	1	0
296	N	Saint Peter's	4	3

Delaware

Delaware

[illegible]

Non-Div. I Games:

Ga. Southern

RPI	S	Opponent	Score	
231	N	Siena	10	2
244	H	Mt. St. Mary's	3	2
244	H	Mt. St. Mary's	6	1
251	H	IUPUI	8	3
283	H	Morehead St.	6	4
283	H	Morehead St.	19	2
290	H	Savannah St.	4	1

G
a
.
S
o
u
t
h
e
r
n

G
a
.
S
o
u
t
h
e
r
n

Ga. Southern

U
T
E
P

UTEP

RPI	S	Opponent	Score	
237	N	Saint Mary's (CA)	7	2

UTEP

U
T
E
P

U
T
E
P

Average RPI Win: 220		WON-LOST RECORD	WINNING PCT. RANK		LAST 10 GAMES		STRENGTH OF SCHEDULE		OPP. STRENGTH OF SCHEDULE		TEAM RPI	ADJ RPI		CONF. RPI	ADJ CONF. RPI				
Average RPI Loss: 139																			
DIV. I ONLY		30-24-0	.55556	105	6-4-0		246		234		176	.4764	175	19	20				
DIV. I NON-CONF.		21-9-0	.7	45	0		280		267		146	.49614	145	21	22				
TOTALS		RPI 1-25		RPI 26-50		W-L RECORDS		RPI 51-100		RPI 101-150		RPI 150+							
30-24-0		0-2-0		0-0-0		OVERALL		1-6-0		3-3-0		26-13-0							
16-14-0		0-0-0		0-0-0		HOME		0-3-0		1-0-0		15-11-0							
12-10-0		0-2-0		0-0-0		AWAY		0-3-0		2-3-0		10-2-0							
2-0-0		0-0-0		0-0-0		NEUTRAL		1-0-0		0-0-0		1-0-0							
21-9-0		0-2-0		0-0-0		NON-CONFERENCE		1-0-0		2-1-0		18-6-0							
12-6-0		0-0-0		0-0-0		HOME		0-0-0		1-0-0		11-6-0							
7-3-0		0-2-0		0-0-		AWAY		0-0-0		1-1-0		6-0-0							
2-0-0		0-0-0		0-0-0		NEUTRAL		1-0-0		0-0-0		1-0-0							
9-15-0		0-0-0		0-0-0		CONFERENCE		0-6-0		1-2-0		8-7-0							
4-8-0		0-0-0		0-0-0		HOME		0-3-0		0-0-0		4-5-0							
5-7-0		0-0-0		0-0-0		AWAY		0-3-0		1-2-0		4-2-0							
0-0-0		0-0-0		0-0-0		NEUTRAL		0-0-0		0-0-0		0-0-0							
RPI	S	Opponent		Score		RPI	S	Opponent		Score		RPI	S	Opponent		Score			
19	A	Texas Tech		2	10			70 H Longwood		4	5	110	A	Appalachian St.		9	6		
19	A	Texas Tech		0	8			70 H Longwood		4	5	110	A	Appalachian St.		2	4		
								70 H Longwood		3	6	115	H	George Washington		10	1		
								78 N Jacksonville St.		3	2	132	A	Winthrop		2	1		
								81 A USC Upstate		1	6	132	A	Winthrop		1	9		
								81 A USC Upstate		2	6	132	A	Winthrop		0	5		
								81 A USC Upstate		1	2	152	H	Campbell		5	3		
												152	H	Campbell		5	8		
												152	H	Campbell		1	12		
												158	H	Loyola Chicago		0	14		
												169	H	Saint Francis (PA)		2	1		
												170	H	Radford		1	2		
												170	H	Radford		2	10		
												170	H	Radford		3	2		
												171	H	Mercer		4	5		
												184	H	ETSU		5	4		
												184	H	ETSU		1	17		
												199	H	Furman		5	7		
												199	H	Furman		12	2		
												203	H	Bowling Green		4	7		
												203	H	Bowling Green		4	5		
												209	A	Charleston So.		3	10		
												209	A	Charleston So.		3	0		
												209	A	Charleston So.		8	3		
												216	A	Western Caro.		9	7		
												216	A	Western Caro.		5	1		
												225	H	Georgetown		10	2		
LAST 10 GAMES																			

Non-Div. I Games:

Gardner-Webb

RPI	S	Opponent	Score	
230	H	Sacred Heart	18	0
234	N	Northern Colo.	9	8
236	A	Hampton	11	3
236	A	Hampton	11	1
236	A	Hampton	3	8
248	H	Wright St.	7	0
249	H	Hartford	12	4
255	H	Oakland	5	1
264	H	Presbyterian	12	4
264	H	Presbyterian	10	11
264	H	Presbyterian	8	0
265	A	N.C. Central	15	4
265	A	N.C. Central	8	0
285	H	N.C. A&T	7	6
285	H	N.C. A&T	10	2
294	H	UMES	9	1
297	A	South Carolina St.	10	0
297	A	South Carolina St.	10	0

Gardner-Webb

Gardner-Webb

Gardner-Webb

Average RPI Win:	172	WON-LOST RECORD	WINNING PCT. RANK	LAST 10 GAMES	STRENGTH OF SCHEDULE	OPP. STRENGTH OF SCHEDULE	TEAM RPI	ADJ RPI	CONF. RPI	ADJ CONF. RPI	
DIV. I ONLY		20-24-0	.45455 176	4-6-0	186	176	178	.4756 176	16	17	
DIV. I NON-CONF.		12-11-0	.52174 124	0-2-0	215	186	157	.48746 154	19	19	
<hr/>											
TOTALS	RPI 1-25	RPI 26-50		W-L RECORDS		RPI 51-100		RPI 101-150		RPI 150+	
20-24-0	0-0-0	1-1-0		OVERALL		2-4-0		6-10-0		11-9-0	
6-6-0	0-0-0	0-0-0		HOME		0-0-0		3-3-0		3-3-0	
9-13-0	0-0-0	1-1-0		AWAY		2-3-0		2-6-0		4-3-0	
5-5-0	0-0-0	0-0-0		NEUTRAL		0-1-0		1-1-0		4-3-0	
<hr/>											
12-11-0	0-0-0	1-1-0		NON-CONFERENCE		0-3-0		4-3-0		7-4-0	
3-0-0	0-0-0	0-0-0		HOME		0-0-0		3-0-0		0-0-0	
4-6-0	0-0-0	1-0-		AWAY		0-2-0		0-2-0		3-1-0	
5-5-0	0-0-0	0-0-0		NEUTRAL		0-1-0		1-1-0		4-3-0	
<hr/>											
8-13-0	0-0-0	0-0-0		CONFERENCE		2-1-0		2-7-0		4-5-0	
3-6-0	0-0-0	0-0-0		HOME		0-0-0		0-3-0		3-3-0	
5-7-0	0-0-0	0-0-0		AWAY		2-1-0		2-4-0		1-2-0	
0-0-0	0-0-0	0-0-0		NEUTRAL		0-0-0		0-0-0		0-0-0	
<hr/>											
RPI S	Opponent	Score	RPI S	Opponent	Score	RPI S	Opponent	Score	RPI S	Opponent	Score
			43 A	Southern Ill.	2 1	54 N	North Texas	3 7	101 H	Nebraska	9 1
			43 A	Southern Ill.	0 1	72 A	New Mexico St.	1 9	107 A	South Dakota St.	7 8
						72 A	New Mexico St.	4 11	107 A	South Dakota St.	0 1
						77 A	DePaul	5 6	107 N	South Dakota St.	1 0
						77 A	DePaul	7 5	107 N	South Dakota St.	0 5
						77 A	DePaul	6 4	113 H	St. John's (NY)	7 8
									113 H	St. John's (NY)	2 12
									113 H	St. John's (NY)	7 9
									133 A	Villanova	8 0
									133 A	Villanova	8 2
									133 A	Villanova	0 6
									136 H	South Dakota	11 5
									139 A	Providence	3 5
									139 A	Providence	3 4
									139 A	Providence	3 4
									142 H	Northwestern St.	5 2
									163 N	New Mexico	0 8
									174 N	UTEP	4 13
									174 N	UTEP	13 5
									177 H	Seton Hall	1 3
									177 H	Seton Hall	3 6
									177 H	Seton Hall	9 7
			LAST 10 GAMES						177 H	Seton Hall	9 7
			177 H	Seton Hall	9 7	77 A	DePaul	7 5	205 N	Saint Louis	5 4
			177 H	Seton Hall	1 3	107 A	South Dakota St.	7 8	206 A	UMKC	4 7
			177 H	Seton Hall	3 6	107 A	South Dakota St.	0 1	206 A	UMKC	4 1
			77 A	DePaul	5 6	224 H	Butler	0 8	206 A	UMKC	10 4
			77 A	DePaul	6 4	224 H	Butler	4 3	214 N	Evansville	2 4

Non-Div. I Games:

Creighton

RPI	S	Opponent	Score	
224	H	Butler	3	0
224	H	Butler	0	8
224	H	Butler	4	3
225	A	Georgetown	4	5
225	A	Georgetown	5	6
225	A	Georgetown	14	5
272	A	Omaha	5	2
293	N	Ark.-Pine Bluff	9	0
293	N	Ark.-Pine Bluff	10	0

Creighton

C
r
e
i
g
h
t
o
n

C
r
e
i
g
h
t
o
n

Average RPI Win:	193	WON-LOST RECORD	WINNING PCT. RANK	LAST 10 GAMES	STRENGTH OF SCHEDULE	OPP. STRENGTH OF SCHEDULE	TEAM RPI	ADJ RPI	CONF. RPI	ADJ CONF. RPI	
Average RPI Loss:	134										
DIV. I ONLY	24-24-0	.5	142	6-4-0	202	202	172	.47403	177	16	17
DIV. I NON-CONF.	14-15-0	.48276	148	1-1-0	214	234	182	.46783	189	19	19
<hr/>											
TOTALS	RPI 1-25	RPI 26-50		W-L RECORDS	RPI 51-100		RPI 101-150		RPI 150+		
24-24-0	0-0-0	0-1-0		OVERALL	2-7-0		9-9-0		13-7-0		
12-9-0	0-0-0	0-0-0		HOME	0-0-0		5-6-0		7-3-0		
5-5-0	0-0-0	0-1-0		AWAY	0-1-0		2-2-0		3-1-0		
7-10-0	0-0-0	0-0-0		NEUTRAL	2-6-0		2-1-0		3-3-0		
<hr/>											
14-15-0	0-0-0	0-1-0		NON-CONFERENCE	2-6-0		5-4-0		7-4-0		
6-3-0	0-0-0	0-0-0		HOME	0-0-0		3-2-0		3-1-0		
1-2-0	0-0-0	0-0-		AWAY	0-0-0		0-1-0		1-0-0		
7-10-0	0-0-0	0-0-0		NEUTRAL	2-6-0		2-1-0		3-3-0		
<hr/>											
10-9-0	0-0-0	0-0-0		CONFERENCE	0-1-0		4-5-0		6-3-0		
6-6-0	0-0-0	0-0-0		HOME	0-0-0		2-4-0		4-2-0		
4-3-0	0-0-0	0-0-0		AWAY	0-1-0		2-1-0		2-1-0		
0-0-0	0-0-0	0-0-0		NEUTRAL	0-0-0		0-0-0		0-0-0		
<hr/>											
RPI S	Opponent	Score	RPI S	Opponent	Score	RPI S	Opponent	Score	RPI S	Opponent	Score
			45 A	UNLV	6 7	51 N	UCF	0 9	112 A	Stony Brook	0 6
						52 N	Indiana	2 6	113 H	St. John's (NY)	3 4
						54 N	North Texas	2 14	113 H	St. John's (NY)	0 2
						77 A	DePaul	6 8	113 H	St. John's (NY)	0 3
						80 N	Long Beach St.	2 11	133 H	Villanova	11 9
						83 N	FGCU	0 8	133 H	Villanova	7 6
						92 N	Purdue	0 7	133 H	Villanova	0 16
						96 N	Chattanooga	8 2	139 A	Providence	5 4
						96 N	Chattanooga	7 6	139 A	Providence	4 3
									139 A	Providence	0 2
									141 N	Massachusetts	5 8
									142 N	Northwestern St.	5 3
									142 N	Northwestern St.	4 3
									144 H	Lehigh	4 8
									144 H	Lehigh	0 6
									144 H	Lehigh	9 7
									144 H	Lehigh	5 4
									149 H	Hofstra	4 1
									176 A	Creighton	3 1
									176 A	Creighton	6 3
									176 A	Creighton	7 9
			LAST 10 GAMES						183 H	Marist	1 8
			176 A	Creighton	7 9	225 H	Georgetown	5 6	221 A	Fairfield	9 4
			176 A	Creighton	3 1	144 H	Lehigh	0 6	222 N	Utah Valley	3 11
			176 A	Creighton	6 3	144 H	Lehigh	9 7	223 N	Eastern Ill.	3 4
			225 H	Georgetown	8 4	139 A	Providence	5 4	224 H	Butler	2 1
			225 H	Georgetown	8 4	139 A	Providence	0 2	224 H	Butler	12 2

Non-Div. I Games:

Seton Hall

RPI	S	Opponent	Score	
224	H	Butler	3	4
225	H	Georgetown	8	4
225	H	Georgetown	8	4
225	H	Georgetown	5	6
226	N	North Dakota	6	4
267	N	Central Conn. St.	9	11
288	N	Southern Utah	2	1
293	N	Ark.-Pine Bluff	7	2
296	H	Saint Peter's	7	2
296	H	Saint Peter's	8	0
296	H	Saint Peter's	6	0

Seton Hall

S
e
t
o
n
H
a
l
l

S
e
t
o
n
H
a
l
l

Average RPI Win:	221	WON-LOST	WINNING	LAST 10	STRENGTH OF	OPP. STRENGTH	TEAM	ADJ	CONF.	ADJ CONF.	
Average RPI Loss:	113	RECORD	PCT. RANK	GAMES	SCHEDULE	OF SCHEDULE	RPI	RPI	RPI	RPI	
DIV. I ONLY	29-27-0	.51786	134	4-6-0	235	186	179	.47271	178	18	18
DIV. I NON-CONF.	19-14-0	.57576	96	1-1-0	263	222	171	.47706	171	17	17
<hr/>											
TOTALS	RPI 1-25	RPI 26-50		W-L RECORDS		RPI 51-100		RPI 101-150		RPI 150+	
29-27-0	0-1-0	0-2-0		OVERALL		0-7-0		4-11-0		25-6-0	
9-11-0	0-0-0	0-0-0		HOME		0-4-0		1-6-0		8-1-0	
11-10-0	0-1-0	0-2-0		AWAY		0-2-0		1-2-0		10-3-0	
9-6-0	0-0-0	0-0-0		NEUTRAL		0-1-0		2-3-0		7-2-0	
19-14-0	0-1-0	0-2-0		NON-CONFERENCE		0-1-0		3-5-0		16-5-0	
7-3-0	0-0-0	0-0-0		HOME		0-0-0		1-2-0		6-1-0	
3-6-0	0-1-0	0-0-		AWAY		0-0-0		0-1-0		3-2-0	
9-5-0	0-0-0	0-0-0		NEUTRAL		0-1-0		2-2-0		7-2-0	
10-13-0	0-0-0	0-0-0		CONFERENCE		0-6-0		1-6-0		9-1-0	
2-8-0	0-0-0	0-0-0		HOME		0-4-0		0-4-0		2-0-0	
8-4-0	0-0-0	0-0-0		AWAY		0-2-0		1-1-0		7-1-0	
0-1-0	0-0-0	0-0-0		NEUTRAL		0-0-0		0-1-0		0-0-0	
RPI S	Opponent	Score		RPI S	Opponent	Score		RPI S	Opponent	Score	
15 A	Ole Miss	0	13	28 A	Mississippi St.	1	9	59 H	Southeast Mo. St.	0	1
				43 A	Southern Ill.	2	11	59 H	Southeast Mo. St.	0	6
								62 N	Sam Houston St.	0	8
								78 A	Jacksonville St.	2	5
								78 A	Jacksonville St.	0	3
								91 H	Eastern Ky.	3	9
								91 H	Eastern Ky.	3	4
								103 H	Austin Peay	1	4
								103 H	Austin Peay	2	3
								109 N	North Ala.	2	3
								122 A	Belmont	0	7
								122 A	Belmont	4	1
								122 N	Belmont	0	7
								123 N	Maryland	4	5
								123 N	Maryland	3	2
								126 H	Middle Tenn.	0	2
								129 H	Murray St.	0	3
								129 H	Murray St.	4	5
								132 N	Winthrop	6	4
								138 A	Memphis	2	5
								138 H	Memphis	4	5
								138 H	Memphis	2	0
								158 N	Loyola Chicago	3	4
								169 N	Saint Francis (PA)	3	1
								173 A	Ga. Southern	3	6
								173 A	Ga. Southern	4	6
								185 A	Tennessee Tech	4	0
								185 A	Tennessee Tech	15	0
								187 A	SIUE	1	4
								187 A	SIUE	8	6
								195 A	Stetson	8	1
								200 N	Bethune-Cookman	2	1
								205 H	Saint Louis	5	0
								205 H	Saint Louis	1	4
LAST 10 GAMES				LAST 10 GAMES				LAST 10 GAMES			
				122 N	Belmont	0	7	78 A	Jacksonville St.	2	5
				103 H	Austin Peay	1	4	78 A	Jacksonville St.	0	3
				103 H	Austin Peay	2	3	138 H	Memphis	4	5
				185 A	Tennessee Tech	15	0	138 H	Memphis	2	0
				185 A	Tennessee Tech	4	0	187 A	SIUE	8	6

Non-Div. I Games:

UT Martin

RPI	S	Opponent	Score	
214	A	Evansville	9	1
216	N	Western Caro.	7	3
221	N	Fairfield	2	3
223	A	Eastern Ill.	3	2
223	A	Eastern Ill.	6	3
227	A	Tennessee St.	6	2
227	A	Tennessee St.	5	0
239	A	Alabama St.	10	1
252	N	Purdue Fort Wayne	9	1
260	H	Akron	9	2
260	H	Akron	5	2
262	N	Alabama A&M	9	8
274	H	Green Bay	5	3
274	H	Green Bay	5	4
274	H	Green Bay	5	3
275	N	Mississippi Val.	8	0
283	H	Morehead St.	10	1
283	H	Morehead St.	11	2
290	N	Savannah St.	11	0

UT Martin

U
T
M
a
r
t
i
n

U
T
M
a
r
t
i
n

Average RPI Win: 182		WON-LOST	WINNING	LAST 10	STRENGTH OF		OPP. STRENGTH	TEAM	ADJ		CONF.	ADJ CONF.
Average RPI Loss: 92		RECORD	PCT. RANK	GAMES	SCHEDULE		OF SCHEDULE	RPI	RPI		RPI	RPI
DIV. I ONLY		23-34-0	.40351	199	2-8-0		161	108	181		.47244	179
DIV. I NON-CONF.		8-19-0	.2963	238	0		144	51	208		.45668	206
TOTALS		RPI 1-25	RPI 26-50		W-L RECORDS		RPI 51-100		RPI 101-150		RPI 150+	
23-34-0		0-2-0	0-6-0		OVERALL		4-12-0		6-10-0		13-4-0	
15-7-0		0-0-0	0-0-0		HOME		1-2-0		3-1-0		11-4-0	
6-17-0		0-1-0	0-4-0		AWAY		3-8-0		3-4-0		0-0-0	
2-10-0		0-1-0	0-2-0		NEUTRAL		0-2-0		0-5-0		2-0-0	
8-19-0		0-2-0	0-6-0		NON-CONFERENCE		2-5-0		1-5-0		5-1-0	
5-1-0		0-0-0	0-0-0		HOME		0-0-0		1-0-0		4-1-0	
2-8-0		0-1-0	0-0-		AWAY		2-3-0		0-0-0		0-0-0	
1-10-0		0-1-0	0-2-0		NEUTRAL		0-2-0		0-5-0		1-0-0	
15-15-0		0-0-0	0-0-0		CONFERENCE		2-7-0		5-5-0		8-3-0	
10-6-0		0-0-0	0-0-0		HOME		1-2-0		2-1-0		7-3-0	
4-9-0		0-0-0	0-0-0		AWAY		1-5-0		3-4-0		0-0-0	
1-0-0		0-0-0	0-0-0		NEUTRAL		0-0-0		0-0-0		1-0-0	
RPI S	Opponent	Score	RPI S	Opponent	Score	RPI S	Opponent	Score	RPI S	Opponent	Score	
13 A	LSU	1 4	29 N	Wisconsin	0 8	58 A	Baylor	0 2	101 N	Nebraska	2 14	
19 N	Texas Tech	1 3	29 N	Wisconsin	0 8	58 A	Baylor	0 6	101 N	Nebraska	4 6	
			36 A	Houston	0 6	62 A	Sam Houston St.	2 3	103 H	Austin Peay	3 0	
			44 A	Louisiana Tech	0 3	62 A	Sam Houston St.	5 3	106 A	SFA	4 1	
			50 A	Texas A&M	7 10	62 A	Sam Houston St.	2 5	106 A	SFA	3 2	
			50 A	Texas A&M	1 9	64 A	Texas St.	1 4	106 A	SFA	2 3	
						70 N	Longwood	1 9	119 N	FIU	5 8	
						70 N	Longwood	3 6	119 N	FIU	0 7	
						82 H	Nicholls St.	5 4	130 A	Southeastern La.	2 10	
						82 H	Nicholls St.	0 3	130 A	Southeastern La.	0 1	
						82 H	Nicholls St.	1 3	130 A	Southeastern La.	6 5	
						83 A	FGCU	2 1	138 N	Memphis	0 3	
						83 A	FGCU	4 1	142 A	Northwestern St.	0 4	
						85 A	McNeese	2 3	142 H	Northwestern St.	4 3	
						85 A	McNeese	2 8	142 H	Northwestern St.	5 6	
						85 A	McNeese	3 4	142 H	Northwestern St.	5 0	
									166 H	UTSA	0 9	
									181 H	Houston Baptist	2 3	
									196 H	Central Ark.	1 0	
									196 H	Central Ark.	5 8	
									196 H	Central Ark.	2 1	
									229 H	Abilene Christian	2 0	
									229 H	Abilene Christian	3 5	
									229 H	Abilene Christian	5 4	
									250 H	A&M-Corpus Christi	5 4	
									250 H	A&M-Corpus Christi	5 4	
									250 H	A&M-Corpus Christi	9 5	
LAST 10 GAMES												
					142 A	Northwestern St.	0 4	82 H	Nicholls St.	0 3	229 H	Abilene Christian
					85 A	McNeese	3 4	82 H	Nicholls St.	5 4	229 H	Abilene Christian
					85 A	McNeese	2 8	181 H	Houston Baptist	2 3	250 H	A&M-Corpus Christi
					85 A	McNeese	2 3	142 H	Northwestern St.	5 0	250 H	A&M-Corpus Christi
					82 H	Nicholls St.	1 3	142 H	Northwestern St.	5 6	250 H	A&M-Corpus Christi

Non-Div. I Games:

Lamar University

RPI	S	Opponent	Score	
250	N	A&M-Corpus Christi	4	1
253	H	Maine	7	2
253	H	Maine	4	2
259	H	Rhode Island	2	1
259	H	Rhode Island	4	1
272	N	Omaha	7	5

Lamar University

L
a
m
a
r
U
n
i
v
e
r
s
i
t
y

L
a
m
a
r
U
n
i
v
e
r
s
i
t
y

Average RPI Win: 108		WON-LOST	WINNING	LAST 10	STRENGTH OF		OPP. STRENGTH	TEAM	ADJ	CONF.	ADJ CONF.
Average RPI Loss: 73		RECORD	PCT. RANK	GAMES	SCHEDULE		OF SCHEDULE	RPI	RPI	RPI	RPI
DIV. I ONLY		13-41-0	.24074	271	6-4-0		62	44	190	.47147	180
DIV. I NON-CONF.		6-24-0	.2	263	1-0-0		48	29	202	.46827	187
TOTALS		RPI 1-25	RPI 26-50		W-L RECORDS		RPI 51-100		RPI 101-150		RPI 150+
13-41-0		1-4-0	1-10-0		OVERALL		4-16-0		3-9-0		4-2-0
4-12-0		1-2-0	0-7-0		HOME		0-1-0		0-2-0		3-0-0
6-17-0		0-2-0	1-1-0		AWAY		2-8-0		2-5-0		1-1-0
3-12-0		0-0-0	0-2-0		NEUTRAL		2-7-0		1-2-0		0-1-0
6-24-0		0-2-0	1-4-0		NON-CONFERENCE		3-11-0		1-5-0		1-2-0
0-4-0		0-0-0	0-1-0		HOME		0-1-0		0-2-0		0-0-0
3-8-0		0-2-0	1-0-		AWAY		1-3-0		0-1-0		1-1-0
3-12-0		0-0-0	0-2-0		NEUTRAL		2-7-0		1-2-0		0-1-0
7-17-0		1-2-0	0-6-0		CONFERENCE		1-5-0		2-4-0		3-0-0
4-8-0		1-2-0	0-6-0		HOME		0-0-0		0-0-0		3-0-0
3-9-0		0-0-0	0-0-0		AWAY		1-5-0		2-4-0		0-0-0
0-0-0		0-0-0	0-0-0		NEUTRAL		0-0-0		0-0-0		0-0-0
RPI S	Opponent	Score	RPI S	Opponent	Score	RPI S	Opponent	Score	RPI S	Opponent	Score
15 A	Ole Miss	3 4	26 A	Missouri	2 9	51 A	UCF	0 2	101 N	Nebraska	2 16
15 A	Ole Miss	1 6	26 A	Missouri	5 4	51 A	UCF	1 9	101 N	Nebraska	1 14
21 H	North Carolina	2 6	27 H	Virginia Tech	0 18	55 A	Liberty	1 4	102 H	Ohio	9 11
21 H	North Carolina	14 5	27 H	Virginia Tech	1 9	60 N	Oregon	1 9	116 A	Virginia	4 7
21 H	North Carolina	5 11	27 H	Virginia Tech	2 10	60 N	Oregon	3 4	116 A	Virginia	6 7
			29 N	Wisconsin	0 8	61 N	Wichita St.	2 7	116 A	Virginia	4 5
			29 N	Wisconsin	0 8	61 N	Wichita St.	4 2	131 A	Syracuse	2 1
			37 H	Notre Dame	1 5	69 A	Marshall	7 3	131 A	Syracuse	0 10
			37 H	Notre Dame	2 12	75 H	Kent St.	0 10	131 A	Syracuse	6 1
			37 H	Notre Dame	2 5	76 N	Coastal Caro.	0 5	145 A	Col. of Charleston	4 10
			39 H	Ohio St.	2 5	76 N	Coastal Caro.	3 11	150 H	Penn St.	3 8
						82 N	Nicholls St.	0 5	150 N	Penn St.	2 0
						82 N	Nicholls St.	5 3	156 N	Central Mich.	6 11
						88 A	Duke	5 3	159 H	Boston College	7 0
						88 A	Duke	0 8	159 H	Boston College	11 0
						88 A	Duke	3 4	159 H	Boston College	15 12
						90 A	Georgia Tech	9 18	169 A	Saint Francis (PA)	6 4
						90 A	Georgia Tech	4 6	169 A	Saint Francis (PA)	3 11
						90 A	Georgia Tech	2 5			
						92 N	Purdue	9 13			
LAST 10 GAMES											
			159 H	Boston College	7 0	37 H	Notre Dame	2 5			
			159 H	Boston College	15 12	37 H	Notre Dame	2 12			
			159 H	Boston College	11 0	131 A	Syracuse	6 1			
			69 A	Marshall	7 3	131 A	Syracuse	2 1			
			37 H	Notre Dame	1 5	131 A	Syracuse	0 10			

Non-Div. I Games:

Pittsburgh

Average RPI Win:	209	WON-LOST	WINNING	LAST 10	STRENGTH OF	OPP. STRENGTH	TEAM	ADJ	CONF.	ADJ CONF.	
Average RPI Loss:	117	RECORD	PCT. RANK	GAMES	SCHEDULE	OF SCHEDULE	RPI	RPI	RPI	RPI	
DIV. I ONLY	23-23-0	.5	142	7-3-0	240	188	189	.46977	181	20	19
DIV. I NON-CONF.	12-4-0	.75	31	0	249	220	95	.53014	96	14	14
<hr/>											
TOTALS	RPI 1-25	RPI 26-50		W-L RECORDS		RPI 51-100		RPI 101-150		RPI 150+	
23-23-0	0-1-0	0-0-0		OVERALL		3-10-0		1-7-0		19-5-0	
9-4-0	0-0-0	0-0-0		HOME		2-2-0		1-2-0		6-0-0	
9-18-0	0-1-0	0-0-0		AWAY		1-8-0		0-5-0		8-4-0	
5-1-0	0-0-0	0-0-0		NEUTRAL		0-0-0		0-0-0		5-1-0	
<hr/>											
12-4-0	0-1-0	0-0-0		NON-CONFERENCE		2-2-0		0-0-0		10-1-0	
1-0-0	0-0-0	0-0-0		HOME		1-0-0		0-0-0		0-0-0	
6-3-0	0-1-0	0-0-		AWAY		1-2-0		0-0-0		5-0-0	
5-1-0	0-0-0	0-0-0		NEUTRAL		0-0-0		0-0-0		5-1-0	
<hr/>											
11-19-0	0-0-0	0-0-0		CONFERENCE		1-8-0		1-7-0		9-4-0	
8-4-0	0-0-0	0-0-0		HOME		1-2-0		1-2-0		6-0-0	
3-15-0	0-0-0	0-0-0		AWAY		0-6-0		0-5-0		3-4-0	
0-0-0	0-0-0	0-0-0		NEUTRAL		0-0-0		0-0-0		0-0-0	
<hr/>											
RPI	S	Opponent	Score	RPI	S	Opponent	Score	RPI	S	Opponent	Score
8	A	Texas	0 8					53	A	UT Arlington	6 5
								54	H	North Texas	8 6
								62	A	Sam Houston St.	0 1
								62	A	Sam Houston St.	0 8
								62	A	Sam Houston St.	2 6
								82	A	Nicholls St.	1 8
								82	A	Nicholls St.	2 4
								82	A	Nicholls St.	2 3
								85	H	McNeese	2 4
								85	H	McNeese	0 1
								85	H	McNeese	5 4
								98	A	Southern Miss.	0 9
								98	A	Southern Miss.	1 9
								106	A	SFA	0 3
								106	A	SFA	3 5
								106	A	SFA	1 3
								130	H	Southeastern La.	7 4
								130	H	Southeastern La.	3 4
								130	H	Southeastern La.	2 5
								142	A	Northwestern St.	0 8
								142	A	Northwestern St.	3 9
								151	A	Samford	6 2
								166	A	UTSA	7 0
								179	A	Lamar University	3 2
								185	N	Tennessee Tech	6 7
								196	A	Central Ark.	2 7
								196	A	Central Ark.	4 5
								196	A	Central Ark.	0 3
								214	N	Evansville	6 2
								217	A	Prairie View	3 2
								218	A	Texas Southern	6 2
								218	A	Texas Southern	4 2
								229	H	Abilene Christian	2 1
								229	H	Abilene Christian	10 2
								229	H	Abilene Christian	8 5
								250	A	A&M-Corpus Christi	3 0
								250	A	A&M-Corpus Christi	2 3
								250	A	A&M-Corpus Christi	4 2
								263	H	Incarnate Word	1 0
								263	H	Incarnate Word	8 6
								263	H	Incarnate Word	12 0
								263	H	Incarnate Word	12 0
								263	H	Incarnate Word	12 0

Non-Div. I Games:

Houston Baptist

RPI	S	Opponent	Score	
263	H	Incarnate Word	8	6
278	N	Jackson St.	4	0
278	N	Jackson St.	5	3
293	N	Ark.-Pine Bluff	9	2
293	N	Ark.-Pine Bluff	4	0

Houston Baptist

H
o
u
s
t
o
n
B
a
p
t
i
s
t

H
o
u
s
t
o
n
B
a
p
t
i
s
t

Average RPI Win: 197		WON-LOST	WINNING	LAST 10	STRENGTH OF		OPP. STRENGTH	TEAM	ADJ	CONF.	ADJ CONF.
Average RPI Loss: 101		RECORD	PCT. RANK	GAMES	SCHEDULE		OF SCHEDULE	RPI	RPI	RPI	RPI
DIV. I ONLY		18-28-0	.3913	212	3-7-0		154	132	183	.46827	182
DIV. I NON-CONF.		9-15-0	.375	208	1-1-0		159	120	193	.46601	194
TOTALS		RPI 1-25	RPI 26-50		W-L RECORDS		RPI 51-100		RPI 101-150		RPI 150+
18-28-0		0-3-0	0-4-0		OVERALL		0-6-0		4-11-0		14-4-0
5-7-0		0-0-0	0-0-0		HOME		0-3-0		1-2-0		4-2-0
6-10-0		0-2-0	0-2-0		AWAY		0-0-0		2-4-0		4-2-0
7-11-0		0-1-0	0-2-0		NEUTRAL		0-3-0		1-5-0		6-0-0
9-15-0		0-3-0	0-4-0		NON-CONFERENCE		0-2-0		1-4-0		8-2-0
1-1-0		0-0-0	0-0-0		HOME		0-0-0		0-0-0		1-1-0
1-5-0		0-2-0	0-0-		AWAY		0-0-0		0-0-0		1-1-0
7-9-0		0-1-0	0-2-0		NEUTRAL		0-2-0		1-4-0		6-0-0
9-13-0		0-0-0	0-0-0		CONFERENCE		0-4-0		3-7-0		6-2-0
4-6-0		0-0-0	0-0-0		HOME		0-3-0		1-2-0		3-1-0
5-5-0		0-0-0	0-0-0		AWAY		0-0-0		2-4-0		3-1-0
0-2-0		0-0-0	0-0-0		NEUTRAL		0-1-0		0-1-0		0-0-0
RPI S	Opponent	Score	RPI S	Opponent	Score	RPI S	Opponent	Score	RPI S	Opponent	Score
14 A	Michigan	0 3	31 N	Stanford	1 5	75 H	Kent St.	2 5	107 N	South Dakota St.	0 1
23 N	South Carolina	2 7	32 A	South Fla.	3 5	75 H	Kent St.	1 4	111 N	Iowa	1 6
24 A	Arizona St.	4 8	37 A	Notre Dame	4 11	75 H	Kent St.	3 6	113 N	St. John's (NY)	4 5
			42 N	Oregon St.	3 8	79 N	Miami (OH)	0 2	117 A	Toledo	2 0
						96 N	Chattanooga	1 2	117 A	Toledo	4 8
						100 N	Utah	2 8	117 A	Toledo	0 1
									118 A	Northern Ill.	0 3
									118 A	Northern Ill.	8 7
									118 A	Northern Ill.	3 4
									118 N	Northern Ill.	0 8
									124 H	Ball St.	5 7
									124 H	Ball St.	3 5
									124 H	Ball St.	10 9
									134 N	CSUN	2 9
									141 N	Massachusetts	6 5
									156 A	Central Mich.	12 5
									156 A	Central Mich.	3 11
									156 H	Central Mich.	4 0
									169 N	Saint Francis (PA)	10 8
									193 N	Detroit Mercy	5 0
									201 N	Binghamton	8 5
									203 H	Bowling Green	2 0
									203 H	Bowling Green	2 4
									203 H	Bowling Green	5 3
									213 N	Penn	8 1
									215 A	Valparaiso	3 4
									252 A	Purdue Fort Wayne	3 0
			LAST 10 GAMES								
			118 N	Northern Ill.	0 8	255 H	Oakland	15 3			
			79 N	Miami (OH)	0 2	255 H	Oakland	2 7			
			118 A	Northern Ill.	0 3	117 A	Toledo	2 0			
			118 A	Northern Ill.	8 7	117 A	Toledo	0 1			
			118 A	Northern Ill.	3 4	117 A	Toledo	4 8			

Non-Div. I Games:

Western Mich.

RPI	S	Opponent	Score	
255	H	Oakland	2	7
255	H	Oakland	15	3
260	A	Akron	18	10
260	A	Akron	4	3
263	N	Incarnate Word	2	0
270	N	Holy Cross	4	2

Western Mich.

W
e
s
t
e
r
n
M
i
c
h
.

W
e
s
t
e
r
n
M
i
c
h
.

Average RPI Win: 246		WON-LOST RECORD	WINNING PCT. RANK	LAST 10 GAMES	STRENGTH OF SCHEDULE	OPP. STRENGTH OF SCHEDULE	TEAM RPI	ADJ RPI		CONF. RPI	ADJ CONF. RPI	
Average RPI Loss: 167												
DIV. I ONLY		35-22-0	.61404	73	7-3-0	269	263	180	.46805	183	30	30
DIV. I NON-CONF.		16-16-0	.5	134	2-0-0	273	253	213	.44621	215	30	30
<hr/>												
TOTALS		RPI 1-25	RPI 26-50		W-L RECORDS		RPI 51-100		RPI 101-150		RPI 150+	
35-22-0		0-0-0	0-0-0		OVERALL		0-6-0		2-4-0		33-12-0	
11-5-0		0-0-0	0-0-0		HOME		0-0-0		2-2-0		9-3-0	
20-12-0		0-0-0	0-0-0		AWAY		0-5-0		0-1-0		20-6-0	
4-5-0		0-0-0	0-0-0		NEUTRAL		0-1-0		0-1-0		4-3-0	
16-16-0		0-0-0	0-0-0		NON-CONFERENCE		0-6-0		0-2-0		16-8-0	
1-1-0		0-0-0	0-0-0		HOME		0-0-0		0-0-0		1-1-0	
11-10-0		0-0-0	0-0-		AWAY		0-5-0		0-1-0		11-4-0	
4-5-0		0-0-0	0-0-0		NEUTRAL		0-1-0		0-1-0		4-3-0	
19-6-0		0-0-0	0-0-0		CONFERENCE		0-0-0		2-2-0		17-4-0	
10-4-0		0-0-0	0-0-0		HOME		0-0-0		2-2-0		8-2-0	
9-2-0		0-0-0	0-0-0		AWAY		0-0-0		0-0-0		9-2-0	
0-0-0		0-0-0	0-0-0		NEUTRAL		0-0-0		0-0-0		0-0-0	
RPI	S	Opponent	Score	RPI	S	Opponent	Score	RPI	S	Opponent	Score	
						68 A UC Davis	0 4	109 N North Ala.			0 9	
						68 A UC Davis	0 6	127 H Monmouth			4 5	
						68 A UC Davis	0 3	127 H Monmouth			1 6	
						84 N NC State	0 3	127 H Monmouth			2 0	
						95 A Nevada	2 4	127 H Monmouth			10 5	
						95 A Nevada	2 8	145 A Col. of Charleston			0 8	
								162 A Sacramento St.			1 9	
								162 A Sacramento St.			2 6	
								177 A Seton Hall			8 1	
								184 N ETSU			10 12	
								207 N Portland St.			1 6	
								211 A Army West Point			0 6	
								211 A Army West Point			5 1	
								220 A Pacific			5 3	
								220 A Pacific			11 6	
								221 H Fairfield			5 1	
								221 H Fairfield			8 2	
								227 A Tennessee St.			6 2	
								231 H Siena			3 5	
								231 H Siena			6 0	
								233 N Youngstown St.			2 0	
								237 A Saint Mary's (CA)			1 3	
								237 A Saint Mary's (CA)			7 0	
								240 H Iona			1 0	
								240 H Iona			3 5	
								240 H Iona			2 1	
								242 A Santa Clara			5 2	
				LAST 10 GAMES								
				127 H Monmouth	1 6	266 A Niagara	0 1	237 A Saint Mary's (CA)			7 0	
				266 H Niagara	5 4	257 A Canisius	6 4	240 H Iona			1 0	
				127 H Monmouth	4 5	257 A Canisius	5 4	240 H Iona			3 5	
				240 H Iona	2 1	277 A Lafayette	8 2	240 H Iona			2 1	
				266 A Niagara	11 1	277 A Lafayette	5 0	242 A Santa Clara			5 2	

Non-Div. I Games:

Marist

Marist

Average RPI Win: 191		WON-LOST	WINNING	LAST 10	STRENGTH OF	OPP. STRENGTH	TEAM	ADJ	CONF.	ADJ CONF.				
Average RPI Loss: 138		RECORD	PCT. RANK	GAMES	SCHEDULE	OF SCHEDULE	RPI	RPI	RPI	RPI				
DIV. I ONLY		22-27-2	.45098	177	4-6-0	194	204	185	.46804	184	15	14		
DIV. I NON-CONF.		14-14-2	.5	134	0	202	244	169	.47728	169	15	15		
<hr/>														
TOTALS		RPI 1-25	RPI 26-50		W-L RECORDS		RPI 51-100		RPI 101-150		RPI 150+			
22-27-2		0-1-0	0-1-0		OVERALL		2-7-0		0-2-0		20-16-2			
4-10-0		0-1-0	0-0-0		HOME		1-2-0		0-1-0		3-6-0			
9-12-1		0-0-0	0-0-0		AWAY		1-4-0		0-1-0		8-7-1			
9-5-1		0-0-0	0-1-0		NEUTRAL		0-1-0		0-0-0		9-3-1			
<hr/>														
14-14-2		0-1-0	0-1-0		NON-CONFERENCE		0-2-0		0-2-0		14-8-2			
2-4-0		0-1-0	0-0-0		HOME		0-0-0		0-1-0		2-2-0			
5-7-1		0-0-0	0-0-		AWAY		0-2-0		0-1-0		5-4-1			
7-3-1		0-0-0	0-1-0		NEUTRAL		0-0-0		0-0-0		7-2-1			
<hr/>														
8-13-0		0-0-0	0-0-0		CONFERENCE		2-5-0		0-0-0		6-8-0			
2-6-0		0-0-0	0-0-0		HOME		1-2-0		0-0-0		1-4-0			
4-5-0		0-0-0	0-0-0		AWAY		1-2-0		0-0-0		3-3-0			
2-2-0		0-0-0	0-0-0		NEUTRAL		0-1-0		0-0-0		2-1-0			
<hr/>														
RPI	S	Opponent	Score		RPI	S	Opponent	Score		RPI	S	Opponent	Score	
17	H	Tennessee	0	11	27	N	Virginia Tech	3	8	73	A	UNC Greensboro	2	3
										110	A	Appalachian St.	1	7
										73	A	UNC Greensboro	5	4
										73	A	UNC Greensboro	0	2
										73	N	UNC Greensboro	1	9
										81	A	USC Upstate	0	8
										81	A	USC Upstate	0	3
										96	H	Chattanooga	4	3
										96	H	Chattanooga	0	9
										96	H	Chattanooga	1	8
										170	A	Radford	4	3
										170	A	Radford	2	3
										171	H	Mercer	4	5
										171	H	Mercer	1	3
										171	H	Mercer	2	5
										171	N	Mercer	5	1
										171	N	Mercer	1	6
										175	A	Gardner-Webb	4	5
										175	A	Gardner-Webb	17	1
										183	N	Marist	12	10
										185	A	Tennessee Tech	1	0
										185	A	Tennessee Tech	0	2
										193	N	Detroit Mercy	2	1
										193	N	Detroit Mercy	1	0
										199	H	Furman	1	3
										199	H	Furman	7	6
										203	N	Bowling Green	0	3
										207	N	Portland St.	6	5
										209	A	Charleston So.	4	3
<hr/>														
LAST 10 GAMES														
					171	N	Mercer	1	6	73	A	UNC Greensboro	5	4
					151	N	Samford	5	2	73	A	UNC Greensboro	0	2
					73	N	UNC Greensboro	1	9	96	H	Chattanooga	1	8
					171	N	Mercer	5	1	96	H	Chattanooga	4	3
					73	A	UNC Greensboro	2	3	96	H	Chattanooga	0	9

Non-Div. I Games:

ETSU

RPI	S	Opponent	Score	
209	A	Charleston So.	12	0
214	H	Evansville	1	2
214	H	Evansville	5	1
214	H	Evansville	5	6
216	A	Western Caro.	11	9
216	A	Western Caro.	7	5
216	A	Western Caro.	2	1
227	A	Tennessee St.	3	4
231	H	Siena	11	5
260	N	Akron	6	6
260	N	Akron	9	2
264	A	Presbyterian	9	9
273	N	Morgan St.	13	0

ETSU

E
T
S
U

E
T
S
U

Average RPI Win:	191	WON-LOST RECORD	WINNING PCT. RANK	LAST 10 GAMES	STRENGTH OF SCHEDULE	OPP. STRENGTH OF SCHEDULE	TEAM RPI	ADJ RPI	CONF. RPI	ADJ CONF. RPI		
DIV. I ONLY	122	18-27-0	.4200	200	2-8-0	157	177	187	.46764	185	18	18
DIV. I NON-CONF.		10-13-0	.43478	177	0-1-0	123	204	158	.48514	158	17	17
<hr/>												
TOTALS	RPI 1-25	RPI 26-50		W-L RECORDS		RPI 51-100		RPI 101-150		RPI 150+		
18-27-0	0-0-0	0-1-0		OVERALL		1-11-0		3-6-0		14-9-0		
6-12-0	0-0-0	0-0-0		HOME		1-6-0		0-2-0		5-4-0		
8-11-0	0-0-0	0-1-0		AWAY		0-4-0		3-3-0		5-3-0		
4-4-0	0-0-0	0-0-0		NEUTRAL		0-1-0		0-1-0		4-2-0		
10-13-0	0-0-0	0-1-0		NON-CONFERENCE		0-6-0		2-1-0		8-5-0		
2-4-0	0-0-0	0-0-0		HOME		0-3-0		0-0-0		2-1-0		
4-5-0	0-0-0	0-0-		AWAY		0-2-0		2-0-0		2-2-0		
4-4-0	0-0-0	0-0-0		NEUTRAL		0-1-0		0-1-0		4-2-0		
8-14-0	0-0-0	0-0-0		CONFERENCE		1-5-0		1-5-0		6-4-0		
4-8-0	0-0-0	0-0-0		HOME		1-3-0		0-2-0		3-3-0		
4-6-0	0-0-0	0-0-0		AWAY		0-2-0		1-3-0		3-1-0		
0-0-0	0-0-0	0-0-0		NEUTRAL		0-0-0		0-0-0		0-0-0		
RPI	S	Opponent	Score	RPI	S	Opponent	Score	RPI	S	Opponent	Score	
				40	A	Lipscomb	3 8	57	H	Western Ky.	1 4	
								59	H	Southeast Mo. St.	5 6	
								59	H	Southeast Mo. St.	0 1	
								78	H	Jacksonville St.	2 0	
								78	H	Jacksonville St.	0 7	
								86	H	Bradley	1 11	
								86	H	Bradley	6 7	
								89	N	Rutgers	1 9	
								91	A	Eastern Ky.	3 13	
								91	A	Eastern Ky.	4 9	
								96	A	Chattanooga	2 10	
								98	A	Southern Miss.	6 8	

Non-Div. I Games:

Tennessee Tech

RPI	S	Opponent	Score	
227	A	Tennessee St.	11	5
239	A	Alabama St.	2	1
278	N	Jackson St.	7	3
283	A	Morehead St.	15	3
283	A	Morehead St.	13	2

Tennessee Tech

T
e
n
n
e
s
s
e
e
T
e
c
h




T
e
n
n
e
s
s
e
e
T
e
c
h

RPI	S	Opponent	Score	
247	H	Norfolk St.	7	0
249	A	Hartford	3	0
249	H	Hartford	3	2
249	H	Hartford	9	0
249	H	Hartford	3	6
253	H	Maine	4	0
253	H	Maine	0	4
253	H	Maine	7	0
257	N	Canisius	8	0
257	N	Canisius	4	0
259	N	Rhode Island	4	5
261	H	Robert Morris	1	0
261	H	Robert Morris	5	0
284	N	Cornell	10	0
285	N	N.C. A&T	9	1
285	N	N.C. A&T	1	6
286	H	Delaware St.	10	9
286	H	Delaware St.	2	0
289	H	Coppin St.	11	3
289	H	Coppin St.	5	2
294	A	UMES	5	3
294	A	UMES	13	0
294	H	UMES	10	1
294	H	UMES	11	3

UMBC

U
M
B
C

S
I
U
E

 Tie,  Loss,  Non-Conf, S Site, H Home, A Away, N Neutral Page 307

Average RPI Win:		242	WON-LOST RECORD		WINNING PCT. RANK		LAST 10 GAMES		STRENGTH OF SCHEDULE		OPP. STRENGTH OF SCHEDULE		TEAM RPI		ADJ RPI		CONF. RPI		ADJ CONF. RPI				
DIV. I ONLY			26-27-0		.49057	150	6-4-0		220		227		188		.46628		188	32		32			
DIV. I NON-CONF.			9-23-0		.28125	243	0		68		90		191		.46781		190	32		32			
TOTALS		RPI 1-25		RPI 26-50			W-L RECORDS		RPI 51-100			RPI 101-150			RPI 150+								
26-27-0		0-4-0		0-3-0			OVERALL		1-5-0			2-9-0			23-6-0								
9-2-0		0-0-0		0-0-0			HOME		0-2-0			0-0-0			9-0-0								
7-10-0		0-3-0		0-1-0			AWAY		0-0-0			0-1-0			7-5-0								
10-15-0		0-1-0		0-2-0			NEUTRAL		1-3-0			2-8-0			7-1-0								
9-23-0		0-4-0		0-3-0			NON-CONFERENCE		1-5-0			2-9-0			6-2-0								
1-2-0		0-0-0		0-0-0			HOME		0-2-0			0-0-0			1-0-0								
0-6-0		0-3-0		0-0-			AWAY		0-0-0			0-1-0			0-1-0								
8-15-0		0-1-0		0-2-0			NEUTRAL		1-3-0			2-8-0			5-1-0								
17-4-0		0-0-0		0-0-0			CONFERENCE		0-0-0			0-0-0			17-4-0								
8-0-0		0-0-0		0-0-0			HOME		0-0-0			0-0-0			8-0-0								
7-4-0		0-0-0		0-0-0			AWAY		0-0-0			0-0-0			7-4-0								
2-0-0		0-0-0		0-0-0			NEUTRAL		0-0-0			0-0-0			2-0-0								
RPI	S	Opponent		Score		RPI	S	Opponent		Score		RPI	S	Opponent		Score		RPI	S	Opponent		Score	
5	A	Florida St.		0	8	32	A	South Fla.		3	7	57	N	Western Ky.		3	4	104	A	North Florida		1	6
10	A	Florida		0	4	37	N	Notre Dame		1	4	65	H	Troy		2	3	112	N	Stony Brook		1	11
10	A	Florida		1	7	44	N	Louisiana Tech		1	9	65	H	Troy		2	8	120	N	LIU Brooklyn		7	8
20	N	Auburn		2	10							87	N	Missouri St.		4	7	128	N	East Carolina		7	5
												92	N	Purdue		3	7	131	N	Syracuse		10	2
												96	N	Chattanooga		5	4	131	N	Syracuse		0	8
																		133	N	Villanova		1	4
																		135	N	Illinois St.		0	1
																		135	N	Illinois St.		3	6
																		139	N	Providence		0	8
																		150	N	Penn St.		0	2
																		171	A	Mercer		4	5
																		173	N	Ga. Southern		5	1
																		189	N	Colgate		16	3
																		194	H	Jacksonville		8	3
																		200	A	Bethune-Cookman		0	5
																		200	A	Bethune-Cookman		1	7
																		200	A	Bethune-Cookman		5	11
																		200	A	Bethune-Cookman		11	8
																		200	A	Bethune-Cookman		4	5
																		200	H	Bethune-Cookman		1	0
								LAST 10 GAMES										227	N	Tennessee St.		3	4
								200 A Bethune-Cookman		5	11			286 H Delaware St.		9	4	231	N	Siena		10	2
								200 H Bethune-Cookman		1	0			200 A Bethune-Cookman		11	8	247	N	Norfolk St.		9	5
								280 N Howard		8	5			200 A Bethune-Cookman		1	7	254	N	Yale		6	5
								200 A Bethune-Cookman		4	5			200 A Bethune-Cookman		0	5	265	H	N.C. Central		6	1
								247 N Norfolk St.		9	5			297 A South Carolina St.		12	1	265	H	N.C. Central		4	2

Non-Div. I Games:

Florida A&M

RPI	S	Opponent	Score	
265	H	N.C. Central	3	2
276	N	Quinnipiac	6	5
280	N	Howard	8	5
285	A	N.C. A&T	10	2
285	A	N.C. A&T	13	2
285	A	N.C. A&T	13	2
286	H	Delaware St.	9	4
290	H	Savannah St.	8	0
290	H	Savannah St.	1	0
290	H	Savannah St.	5	2
297	A	South Carolina St.	6	1
297	A	South Carolina St.	14	5
297	A	South Carolina St.	12	1

Florida A&M

F
l
o
r
i
d
a

A
&
M

F
l
o
r
i
d
a

A
&
M

Average RPI Win:	220	WON-LOST RECORD	WINNING PCT. RANK	LAST 10 GAMES	STRENGTH OF SCHEDULE	OPP. STRENGTH OF SCHEDULE	TEAM RPI	ADJ RPI	CONF. RPI	ADJ CONF. RPI					
DIV. I ONLY		25-27-0	.48077	163	5-5-0	208	229	184	.46581	189	24	24			
DIV. I NON-CONF.		17-15-0	.53125	119	2-0-0	187	246	150	.48701	155	23	24			
<hr/>															
TOTALS	RPI 1-25	RPI 26-50		W-L RECORDS		RPI 51-100		RPI 101-150		RPI 150+					
25-27-0	0-0-0	0-2-0		OVERALL		0-5-0		5-10-0		20-10-0					
8-4-0	0-0-0	0-0-0		HOME		0-0-0		1-3-0		7-1-0					
8-14-0	0-0-0	0-2-0		AWAY		0-4-0		1-3-0		7-5-0					
9-9-0	0-0-0	0-0-0		NEUTRAL		0-1-0		3-4-0		6-4-0					
17-15-0	0-0-0	0-2-0		NON-CONFERENCE		0-1-0		5-7-0		12-5-0					
3-0-0	0-0-0	0-0-0		HOME		0-0-0		1-0-0		2-0-0					
5-7-0	0-0-0	0-0-		AWAY		0-0-0		1-3-0		4-2-0					
9-8-0	0-0-0	0-0-0		NEUTRAL		0-1-0		3-4-0		6-3-0					
8-12-0	0-0-0	0-0-0		CONFERENCE		0-4-0		0-3-0		8-5-0					
5-4-0	0-0-0	0-0-0		HOME		0-0-0		0-3-0		5-1-0					
3-7-0	0-0-0	0-0-0		AWAY		0-4-0		0-0-0		3-3-0					
0-1-0	0-0-0	0-0-0		NEUTRAL		0-0-0		0-0-0		0-1-0					
RPI	S	Opponent	Score	RPI	S	Opponent	Score	RPI	S	Opponent	Score				
				32	A	South Fla.	0 4	81	N	USC Upstate	2 3				
				32	A	South Fla.	0 1	97	A	Boston U.	0 3				
								97	A	Boston U.	1 2				
								97	A	Boston U.	0 8				
								97	A	Boston U.	0 7				
										104	A	North Florida	1 7		
										107	N	South Dakota St.	7 9		
										107	N	South Dakota St.	0 1		
										107	N	South Dakota St.	0 8		
										117	N	Toledo	1 0		
										126	N	Middle Tenn.	2 1		
										131	H	Syracuse	4 2		
										139	N	Providence	1 0		
										139	N	Providence	1 3		
										140	A	Albany (NY)	2 8		
										140	A	Albany (NY)	7 9		
										140	A	Albany (NY)	4 1		
										144	H	Lehigh	1 11		
										144	H	Lehigh	1 3		
										144	H	Lehigh	2 6		
										167	A	Bucknell	8 10		
										167	A	Bucknell	1 9		
										167	A	Bucknell	1 6		
										167	N	Bucknell	2 5		
										188	N	Florida A&M	3 16		
										193	N	Detroit Mercy	6 4		
										194	A	Jacksonville	2 1		
										201	A	Binghamton	15 11		
										201	A	Binghamton	5 13		
										210	N	Drexel	3 5		
										211	A	Army West Point	10 9		
										211	A	Army West Point	4 2		
LAST 10 GAMES															
				167	N	Bucknell	2 5	277	H	Lafayette	4 1	201	A	Binghamton	15 11
				97	A	Boston U.	0 3	277	H	Lafayette	3 2	201	A	Binghamton	5 13
				144	H	Lehigh	1 11	277	H	Lafayette	9 1	210	N	Drexel	3 5
				144	H	Lehigh	1 3	231	H	Siena	8 5	211	A	Army West Point	10 9
				144	H	Lehigh	2 6	231	H	Siena	5 4	211	A	Army West Point	4 2

Non-Div. I Games:

Colgate

RPI	S	Opponent	Score	
211	A	Army West Point	4	3
212	A	George Mason	5	2
223	N	Eastern Ill.	4	13
225	N	Georgetown	5	0
231	H	Siena	8	5
231	H	Siena	5	4
246	N	Manhattan	8	3
270	H	Holy Cross	1	3
270	H	Holy Cross	2	0
270	H	Holy Cross	6	5
276	N	Quinnipiac	7	6
276	N	Quinnipiac	10	2
277	H	Lafayette	3	2
277	H	Lafayette	4	1
277	H	Lafayette	9	1
279	N	Brown	2	1
284	A	Cornell	7	10
284	A	Cornell	6	0

Colgate

Average RPI Win:		160	WON-LOST RECORD		WINNING PCT. RANK		LAST 10 GAMES		STRENGTH OF SCHEDULE		OPP. STRENGTH OF SCHEDULE		TEAM RPI		ADJ RPI		CONF. RPI		ADJ CONF. RPI				
DIV. I ONLY			11-40-0		.21569	280		2-8-0		48		75		199		.4655		190		13		13	
DIV. I NON-CONF.			6-24-0		.2	263		0		32		44		184		.47556		173		12		12	
TOTALS		RPI 1-25		RPI 26-50				W-L RECORDS		RPI 51-100				RPI 101-150				RPI 150+					
11-40-0		0-5-0		1-12-0				OVERALL		2-14-0				1-2-0				7-7-0					
3-11-0		0-0-0		0-3-0				HOME		1-5-0				0-0-0				2-3-0					
4-14-0		0-1-0		0-4-0				AWAY		1-5-0				1-2-0				2-2-0					
4-15-0		0-4-0		1-5-0				NEUTRAL		0-4-0				0-0-0				3-2-0					
6-24-0		0-5-0		1-9-0				NON-CONFERENCE		0-7-0				0-0-0				5-3-0					
1-4-0		0-0-0		0-3-0				HOME		0-0-0				0-0-0				1-1-0					
1-5-0		0-1-0		0-0-				AWAY		0-3-0				0-0-0				1-0-0					
4-15-0		0-4-0		1-5-0				NEUTRAL		0-4-0				0-0-0				3-2-0					
5-16-0		0-0-0		0-3-0				CONFERENCE		2-7-0				1-2-0				2-4-0					
2-7-0		0-0-0		0-0-0				HOME		1-5-0				0-0-0				1-2-0					
3-9-0		0-0-0		0-3-0				AWAY		1-2-0				1-2-0				1-2-0					
0-0-0		0-0-0		0-0-0				NEUTRAL		0-0-0				0-0-0				0-0-0					
RPI	S	Opponent		Score		RPI	S	Opponent		Score		RPI	S	Opponent		Score		RPI	S	Opponent		Score	
3	A	Washington		1	7	31	A	Stanford		5	13	56	A	Seattle U		0	8	134	A	CSUN		3	2
3	N	Washington		2	4	38	N	Colorado St.		2	1	56	A	Seattle U		0	15	134	A	CSUN		3	5
12	N	Northwestern		2	6	41	N	Illinois		1	4	63	N	Fresno St.		0	8	134	A	CSUN		3	4
15	N	Ole Miss		2	5	41	N	Illinois		1	9	67	A	LMU (CA)		4	9	157	A	UC Riverside		2	3
24	N	Arizona St.		1	11	42	N	Oregon St.		0	3	67	N	LMU (CA)		6	7	157	A	UC Riverside		4	1
						46	A	Cal St. Fullerton		1	2	68	A	UC Davis		1	0	157	A	UC Riverside		1	3
						46	A	Cal St. Fullerton		1	6	68	A	UC Davis		0	7	161	H	Utah St.		0	4
						46	A	Cal St. Fullerton		1	2	68	A	UC Davis		0	5	161	H	Utah St.		8	6
						47	N	North Dakota St.		0	8	69	N	Marshall		5	6	202	N	California Baptist		3	1
						48	H	Iowa St.		2	8	80	H	Long Beach St.		0	11	207	N	Portland St.		7	3
						48	H	Iowa St.		2	4	80	H	Long Beach St.		1	5	207	N	Portland St.		4	6
						48	H	Iowa St.		3	6	80	H	Long Beach St.		4	1	219	N	Montana		2	4
						50	N	Texas A&M		2	4	93	H	Hawaii		1	6	232	N	Dartmouth		5	4
												93	H	Hawaii		0	4	238	H	UC Santa Barbara		5	3
												93	H	Hawaii		0	12	238	H	UC Santa Barbara		5	6
												99	N	San Diego St.		2	8	238	H	UC Santa Barbara		1	9
																		241	A	San Diego		7	3
LAST 10 GAMES																							
						238	H	UC Santa Barbara		1	9	46	A	Cal St. Fullerton		1	2						
						238	H	UC Santa Barbara		5	3	80	H	Long Beach St.		1	5						
						238	H	UC Santa Barbara		5	6	80	H	Long Beach St.		0	11						
						46	A	Cal St. Fullerton		1	2	80	H	Long Beach St.		4	1						
						46	A	Cal St. Fullerton		1	6	134	A	CSUN		3	5						

Non-Div. I Games:

Cal Poly

Average RPI Win:	237	WON-LOST RECORD	WINNING PCT. RANK	LAST 10 GAMES	STRENGTH OF SCHEDULE	OPP. STRENGTH OF SCHEDULE	TEAM RPI	ADJ RPI	CONF. RPI	ADJ CONF. RPI		
DIV. I ONLY		24-21-0	.53333	124	6-4-0	250	261	192	.46502	191	28	29
DIV. I NON-CONF.		9-13-0	.40909	196	1-0-0	193	248	207	.45687	205	28	28
<hr/>												
TOTALS	RPI 1-25		RPI 26-50		W-L RECORDS		RPI 51-100		RPI 101-150		RPI 150+	
24-21-0	0-0-0		0-0-0		OVERALL		0-2-0		3-9-0		21-10-0	
11-3-0	0-0-0		0-0-0		HOME		0-0-0		0-1-0		11-2-0	
7-12-0	0-0-0		0-0-0		AWAY		0-1-0		1-4-0		6-7-0	
6-6-0	0-0-0		0-0-0		NEUTRAL		0-1-0		2-4-0		4-1-0	
9-13-0	0-0-0		0-0-0		NON-CONFERENCE		0-2-0		3-9-0		6-2-0	
1-1-0	0-0-0		0-0-0		HOME		0-0-0		0-1-0		1-0-0	
2-6-0	0-0-0		0-0-		AWAY		0-1-0		1-4-0		1-1-0	
6-6-0	0-0-0		0-0-0		NEUTRAL		0-1-0		2-4-0		4-1-0	
15-8-0	0-0-0		0-0-0		CONFERENCE		0-0-0		0-0-0		15-8-0	
10-2-0	0-0-0		0-0-0		HOME		0-0-0		0-0-0		10-2-0	
5-6-0	0-0-0		0-0-0		AWAY		0-0-0		0-0-0		5-6-0	
0-0-0	0-0-0		0-0-0		NEUTRAL		0-0-0		0-0-0		0-0-0	
RPI	S	Opponent	Score	RPI	S	Opponent	Score	RPI	S	Opponent	Score	
						83 A FGCU	0 6			119 A FIU	4 5	
						89 N Rutgers	2 3			119 A FIU	3 0	
										120 A LIU Brooklyn	0 8	
										127 H Monmouth	2 8	
										127 N Monmouth	3 4	
										127 N Monmouth	10 3	
										128 A East Carolina	2 6	
										128 A East Carolina	0 11	
										132 N Winthrop	4 5	
										139 N Providence	7 3	
										141 N Massachusetts	2 10	
										141 N Massachusetts	0 5	
										155 A Harvard	7 10	
										155 A Harvard	1 11	
										155 A Harvard	1 9	
										155 A Harvard	10 9	
										155 A Harvard	1 14	
										211 N Army West Point	7 9	
										213 H Penn	5 4	
										213 H Penn	6 5	
										213 H Penn	3 4	
						LAST 10 GAMES				221 A Fairfield	1 4	
						155 A Harvard	1 11			232 H Dartmouth	5 4	
						155 A Harvard	7 10			232 H Dartmouth	6 4	
						279 H Brown	1 6			232 H Dartmouth	9 1	
						279 H Brown	5 0			245 A Princeton	5 4	
						279 H Brown	11 2			245 A Princeton	2 1	

Non-Div. I Games:

Columbia

RPI	S	Opponent	Score	
245	A	Princeton	5	11
246	A	Manhattan	6	3
254	A	Yale	3	0
254	A	Yale	4	2
254	A	Yale	2	5
268	H	Wagner	10	2
276	N	Quinnipiac	8	6
277	N	Lafayette	10	2
277	N	Lafayette	4	1
279	H	Brown	5	0
279	H	Brown	11	2
279	H	Brown	1	6
282	N	La Salle	5	1
284	H	Cornell	12	4
284	H	Cornell	8	0
284	H	Cornell	12	0

Columbia

C
o
l
u
m
b
i
a

C
o
l
u
m
b
i
a

Average RPI Win:		149	WON-LOST RECORD		WINNING PCT. RANK	LAST 10 GAMES	STRENGTH OF SCHEDULE		OPP. STRENGTH OF SCHEDULE	TEAM RPI	ADJ RPI	CONF. RPI	ADJ CONF. RPI
Average RPI Loss:		104											
DIV. I ONLY			15-35-0		.3	252	3-7-0		98	97	196	.46379	192
DIV. I NON-CONF.			9-18-0		.33333	225	0-2-0		87	110	177	.47315	177
TOTALS		RPI 1-25	RPI 26-50		W-L RECORDS		RPI 51-100		RPI 101-150		RPI 150+		
15-35-0		0-4-0	0-5-0		OVERALL		3-10-0		6-6-0		6-10-0		
11-16-0		0-1-0	0-2-0		HOME		2-3-0		5-4-0		4-6-0		
3-16-0		0-2-0	0-3-0		AWAY		1-5-0		1-2-0		1-4-0		
1-3-0		0-1-0	0-0-0		NEUTRAL		0-2-0		0-0-0		1-0-0		
9-18-0		0-4-0	0-2-0		NON-CONFERENCE		2-5-0		2-2-0		5-5-0		
7-9-0		0-1-0	0-2-0		HOME		1-1-0		2-2-0		4-3-0		
1-6-0		0-2-0	0-0-0		AWAY		1-2-0		0-0-0		0-2-0		
1-3-0		0-1-0	0-0-0		NEUTRAL		0-2-0		0-0-0		1-0-0		
6-17-0		0-0-0	0-3-0		CONFERENCE		1-5-0		4-4-0		1-5-0		
4-7-0		0-0-0	0-0-0		HOME		1-2-0		3-2-0		0-3-0		
2-10-0		0-0-0	0-3-0		AWAY		0-3-0		1-2-0		1-2-0		
0-0-0		0-0-0	0-0-0		NEUTRAL		0-0-0		0-0-0		0-0-0		
RPI S	Opponent	Score	RPI S	Opponent	Score	RPI S	Opponent	Score	RPI S	Opponent	Score		
1 N	Oklahoma	0 13	27 H	Virginia Tech	1 9	57 A	Western Ky.	0 3	102 H	Ohio	6 8		
21 A	North Carolina	0 9	27 H	Virginia Tech	0 8	57 A	Western Ky.	0 5	116 H	Virginia	0 6		
23 A	South Carolina	0 7	44 A	Louisiana Tech	2 5	57 A	Western Ky.	2 11	119 H	FIU	7 2		
23 H	South Carolina	1 9	44 A	Louisiana Tech	3 10	69 H	Marshall	5 7	119 H	FIU	9 1		
			44 A	Louisiana Tech	5 10	69 H	Marshall	11 6	126 H	Middle Tenn.	9 2		
						69 H	Marshall	0 13	126 H	Middle Tenn.	5 6		
						71 H	Elon	7 2	126 H	Middle Tenn.	4 7		
						74 A	Grand Canyon	6 5	132 H	Winthrop	9 1		
						74 A	Grand Canyon	3 4	145 H	Col. of Charleston	15 9		
						84 H	NC State	2 12	147 A	Fla. Atlantic	1 7		
						88 A	Duke	1 3	147 A	Fla. Atlantic	5 2		
						99 N	San Diego St.	1 9	147 A	Fla. Atlantic	4 5		
						99 N	San Diego St.	4 5	152 H	Campbell	4 5		
									152 H	Campbell	8 0		
									152 N	Campbell	10 4		
									154 H	UAB	1 14		
									154 H	UAB	2 16		
									154 H	UAB	0 9		
									174 A	UTEP	11 6		
									174 A	UTEP	2 11		
									174 A	UTEP	0 4		
									215 H	Valparaiso	0 8		
									216 A	Western Caro.	8 16		
									216 A	Western Caro.	0 7		
									233 H	Youngstown St.	9 1		
									257 H	Canisius	4 3		
									257 H	Canisius	4 8		
LAST 10 GAMES			154 H	UAB	2 16	147 A	Fla. Atlantic	5 2	216 A	Western Caro.	0 7		
			154 H	UAB	1 14	119 H	FIU	9 1	216 A	Western Caro.	0 7		
			154 H	UAB	0 9	119 H	FIU	7 2	233 H	Youngstown St.	9 1		
			147 A	Fla. Atlantic	1 7	27 H	Virginia Tech	0 8	257 H	Canisius	4 3		
			147 A	Fla. Atlantic	4 5	27 H	Virginia Tech	1 9	257 H	Canisius	4 8		

Non-Div. I Games:

Charlotte

RPI	S	Opponent	Score	
268	H	Wagner	14	6

Charlotte

C
h
a
r
l
o
t
t
e

C
h
a
r
l
o
t
t
e

Average RPI Win: 234		WON-LOST RECORD		WINNING PCT. RANK		LAST 10 GAMES		STRENGTH OF SCHEDULE		OPP. STRENGTH OF SCHEDULE		TEAM RPI		ADJ RPI		CONF. RPI		ADJ CONF. RPI	
DIV. I ONLY		31-28-0		.52542 130		6-4-0		248		246		193		.46362 193		29		27	
DIV. I NON-CONF.		11-19-0		.36667 214		0-2-0		223		210		226		.44087 223		29		27	
TOTALS		RPI 1-25		RPI 26-50		W-L RECORDS		RPI 51-100		RPI 101-150		RPI 150+							
31-28-0		0-1-0		0-2-0		OVERALL		0-1-0		2-9-0		29-15-0							
10-4-0		0-0-0		0-0-0		HOME		0-0-0		0-0-0		10-4-0							
11-10-0		0-1-0		0-0-0		AWAY		0-0-0		2-4-0		9-5-0							
10-14-0		0-0-0		0-2-0		NEUTRAL		0-1-0		0-5-0		10-6-0							
11-19-0		0-1-0		0-2-0		NON-CONFERENCE		0-1-0		0-5-0		11-10-0							
2-0-0		0-0-0		0-0-0		HOME		0-0-0		0-0-0		2-0-0							
1-5-0		0-1-0		0-0-		AWAY		0-0-0		0-0-0		1-4-0							
8-14-0		0-0-0		0-2-0		NEUTRAL		0-1-0		0-5-0		8-6-0							
20-9-0		0-0-0		0-0-0		CONFERENCE		0-0-0		2-4-0		18-5-0							
8-4-0		0-0-0		0-0-0		HOME		0-0-0		0-0-0		8-4-0							
10-5-0		0-0-0		0-0-0		AWAY		0-0-0		2-4-0		8-1-0							
2-0-0		0-0-0		0-0-0		NEUTRAL		0-0-0		0-0-0		2-0-0							
RPI	S	Opponent		Score		RPI	S	Opponent		Score		RPI	S	Opponent		Score			
12	A	Northwestern		1	15	27	N	Virginia Tech		0	13	59	N	Southeast Mo. St.		0	9		
						43	N	Southern Ill.		1	2								

Non-Div. I Games:

Detroit Mercy

RPI	S	Opponent	Score	
233	H	Youngstown St.	2	0
233	H	Youngstown St.	2	5
233	H	Youngstown St.	5	0
234	N	Northern Colo.	4	1
235	H	Northern Ky.	4	0
235	H	Northern Ky.	3	2
235	H	Northern Ky.	4	6
235	N	Northern Ky.	4	1
246	N	Manhattan	2	13
248	A	Wright St.	4	3
248	A	Wright St.	10	2
248	A	Wright St.	8	2
251	H	IUPUI	2	4
251	H	IUPUI	5	2
251	H	IUPUI	4	0
252	N	Purdue Fort Wayne	5	3
255	H	Oakland	4	3
255	H	Oakland	6	7
255	H	Oakland	8	0
255	N	Oakland	6	3
264	N	Presbyterian	11	1
271	A	Cleveland St.	3	2
271	A	Cleveland St.	5	3
271	A	Cleveland St.	2	0
274	A	Green Bay	3	5
274	A	Green Bay	6	4
274	A	Green Bay	2	0

Detroit Mercy

D
e
t
r
o
i
t
M
e
r
c
y

RPI	S	Opponent	Score	
284	N	Cornell	5	0

Detroit Mercy

D
e
t
r
o
i
t
M
e
r
c
y

D
e
t
r
o
i
t
M
e
r
c
y

Average RPI Win:	162	WON-LOST RECORD	WINNING PCT. RANK	LAST 10 GAMES	STRENGTH OF SCHEDULE	OPP. STRENGTH OF SCHEDULE	TEAM RPI	ADJ RPI	CONF. RPI	ADJ CONF. RPI		
DIV. I ONLY		15-35-0	.3	252	2-8-0	67	144	186	.46324	194	9	9
DIV. I NON-CONF.		12-18-0	.4	200	0	75	201	153	.48528	157	10	11
<hr/>												
TOTALS	RPI 1-25	RPI 26-50		W-L RECORDS		RPI 51-100		RPI 101-150		RPI 150+		
15-35-0	0-1-0	0-3-0		OVERALL		1-15-0		7-6-0		7-10-0		
12-17-0	0-1-0	0-3-0		HOME		1-3-0		5-4-0		6-6-0		
2-17-0	0-0-0	0-0-0		AWAY		0-12-0		2-1-0		0-4-0		
1-1-0	0-0-0	0-0-0		NEUTRAL		0-0-0		0-1-0		1-0-0		
12-18-0	0-1-0	0-0-0		NON-CONFERENCE		1-9-0		5-3-0		6-5-0		
11-10-0	0-1-0	0-0-0		HOME		1-3-0		5-2-0		5-4-0		
0-7-0	0-0-0	0-0-		AWAY		0-6-0		0-0-0		0-1-0		
1-1-0	0-0-0	0-0-0		NEUTRAL		0-0-0		0-1-0		1-0-0		
3-17-0	0-0-0	0-3-0		CONFERENCE		0-6-0		2-3-0		1-5-0		
1-7-0	0-0-0	0-3-0		HOME		0-0-0		0-2-0		1-2-0		
2-10-0	0-0-0	0-0-0		AWAY		0-6-0		2-1-0		0-3-0		
0-0-0	0-0-0	0-0-0		NEUTRAL		0-0-0		0-0-0		0-0-0		
<hr/>												
RPI S	Opponent	Score		RPI S	Opponent	Score		RPI S	Opponent	Score		
10 H	Florida	0	5	40 H	Lipscomb	1	3	51 A	UCF	2	3	
				40 H	Lipscomb	1	2	55 A	Liberty	0	8	
				40 H	Lipscomb	3	4	55 A	Liberty	1	2	
								55 A	Liberty	0	4	
								76 A	Coastal Caro.	4	7	
								76 A	Coastal Caro.	1	3	
								78 A	Jacksonville St.	4	9	
								78 A	Jacksonville St.	1	7	
								78 A	Jacksonville St.	5	7	
								81 H	USC Upstate	0	4	
								81 H	USC Upstate	3	2	
								83 A	FGCU	1	3	
								83 A	FGCU	1	7	
								83 A	FGCU	2	7	
								90 H	Georgia Tech	8	13	
								94 H	UNI	2	6	
				LAST 10 GAMES								
				109 H	North Ala.	1	3	55 A	Liberty	0	4	
				109 H	North Ala.	0	2	55 A	Liberty	0	8	
				104 A	North Florida	2	1	55 A	Liberty	1	2	
				104 A	North Florida	2	3	83 A	FGCU	2	7	
				104 A	North Florida	2	1	83 A	FGCU	1	7	
								195 H	Stetson	3	2	
								195 H	Stetson	4	12	
								209 H	Charleston So.	8	0	
								225 H	Georgetown	5	1	
								264 H	Presbyterian	10	3	

Non-Div. I Games:

Jacksonville

RPI	S	Opponent	Score	
270	H	Holy Cross	7	6
270	H	Holy Cross	1	2
271	H	Cleveland St.	1	2

Jacksonville

J
a
c
k
s
o
n
v
i
l
l
e

J
a
c
k
s
o
n
v
i
l
l
e

Average RPI Win:	165	WON-LOST RECORD	WINNING PCT. RANK	LAST 10 GAMES		STRENGTH OF SCHEDULE	OPP. STRENGTH OF SCHEDULE	TEAM RPI	ADJ RPI	CONF. RPI	ADJ CONF. RPI
DIV. I ONLY		16-31-0	.34043 233	1-9-0		122	156	197	.46228 195	9	9
DIV. I NON-CONF.		11-16-0	.40741 197	0		151	229	185	.46841 186	10	11
TOTALS	RPI 1-25	RPI 26-50		W-L RECORDS		RPI 51-100		RPI 101-150		RPI 150+	
16-31-0	0-0-0	1-3-0		OVERALL		1-8-0		5-9-0		9-11-0	
11-18-0	0-0-0	1-1-0		HOME		0-2-0		3-6-0		7-9-0	
3-8-0	0-0-0	0-2-0		AWAY		1-5-0		0-0-0		2-1-0	
2-5-0	0-0-0	0-0-0		NEUTRAL		0-1-0		2-3-0		0-1-0	
11-16-0	0-0-0	1-1-0		NON-CONFERENCE		0-3-0		4-4-0		6-8-0	
9-11-0	0-0-0	1-1-0		HOME		0-2-0		2-1-0		6-7-0	
0-0-0	0-0-0	0-0-		AWAY		0-0-0		0-0-0		0-0-0	
2-5-0	0-0-0	0-0-0		NEUTRAL		0-1-0		2-3-0		0-1-0	
5-15-0	0-0-0	0-2-0		CONFERENCE		1-5-0		1-5-0		3-3-0	
2-7-0	0-0-0	0-0-0		HOME		0-0-0		1-5-0		1-2-0	
3-8-0	0-0-0	0-2-0		AWAY		1-5-0		0-0-0		2-1-0	
0-0-0	0-0-0	0-0-0		NEUTRAL		0-0-0		0-0-0		0-0-0	
RPI S	Opponent	Score	RPI S	Opponent	Score	RPI S	Opponent	Score	RPI S	Opponent	Score
			40 A	Lipscomb	3 7	51 H	UCF	1 6	104 H	North Florida	0 5
			40 A	Lipscomb	5 7	51 H	UCF	1 9	104 H	North Florida	0 3
			44 H	Louisiana Tech	3 2	55 A	Liberty	0 6	104 H	North Florida	0 8
			44 H	Louisiana Tech	0 8	55 A	Liberty	1 7	109 H	North Ala.	5 9
						55 A	Liberty	3 5	109 H	North Ala.	0 2
						65 N	Troy	0 14	109 H	North Ala.	2 1
						83 A	FGCU	0 3	120 N	LIU Brooklyn	1 4
						83 A	FGCU	3 2	123 H	Maryland	6 5
						83 A	FGCU	1 2	133 N	Villanova	8 3
									139 N	Providence	7 2
									141 H	Massachusetts	2 15
									141 H	Massachusetts	2 1
									147 N	Fla. Atlantic	0 3
									147 N	Fla. Atlantic	2 10
									160 N	Saint Joseph's	2 6
									164 H	Kennesaw St.	2 3
									164 H	Kennesaw St.	0 2
									164 H	Kennesaw St.	1 0
									178 H	UT Martin	1 8
									194 A	Jacksonville	9 3
									194 A	Jacksonville	12 4
									194 A	Jacksonville	2 3
			LAST 10 GAMES								
			104 H	North Florida	0 5	83 A	FGCU	1 2	200 H	Bethune-Cookman	3 0
			104 H	North Florida	0 3	40 A	Lipscomb	5 7	200 H	Bethune-Cookman	6 4
			104 H	North Florida	0 8	40 A	Lipscomb	3 7	200 H	Bethune-Cookman	8 7
			83 A	FGCU	3 2	164 H	Kennesaw St.	0 2	204 H	Indiana St.	2 10
			83 A	FGCU	0 3	164 H	Kennesaw St.	2 3	204 H	Indiana St.	4 6

Non-Div. I Games:

Stetson

RPI	S	Opponent	Score	
221	H	Fairfield	1	3
226	H	North Dakota	3	6
226	H	North Dakota	4	9
226	H	North Dakota	1	0
244	H	Mt. St. Mary's	8	9
244	H	Mt. St. Mary's	5	0
245	H	Princeton	7	1

S
t
e
t
s
o
n

S
t
e
t
s
o
n

Stetson

Average RPI Win: 217		WON-LOST	WINNING	LAST 10	STRENGTH OF		OPP. STRENGTH	TEAM	ADJ	CONF.	ADJ CONF.
Average RPI Loss: 106		RECORD	PCT. RANK	GAMES	SCHEDULE		OF SCHEDULE	RPI	RPI	RPI	RPI
DIV. I ONLY		26-27-0	.49057	150	5-5-0		244	171	195	.46068	196
DIV. I NON-CONF.		14-11-0	.56	107	0		265	190	175	.47088	180
TOTALS		RPI 1-25	RPI 26-50		W-L RECORDS		RPI 51-100		RPI 101-150		RPI 150+
26-27-0		0-2-0	0-1-0		OVERALL		2-11-0		4-9-0		20-4-0
11-13-0		0-2-0	0-1-0		HOME		1-7-0		0-2-0		10-1-0
9-11-0		0-0-0	0-0-0		AWAY		1-4-0		2-5-0		6-2-0
6-3-0		0-0-0	0-0-0		NEUTRAL		0-0-0		2-2-0		4-1-0
14-11-0		0-2-0	0-1-0		NON-CONFERENCE		1-3-0		2-4-0		11-1-0
5-7-0		0-2-0	0-1-0		HOME		0-2-0		0-2-0		5-0-0
3-2-0		0-0-0	0-0-0		AWAY		1-1-0		0-1-0		2-0-0
6-2-0		0-0-0	0-0-0		NEUTRAL		0-0-0		2-1-0		4-1-0
12-16-0		0-0-0	0-0-0		CONFERENCE		1-8-0		2-5-0		9-3-0
6-6-0		0-0-0	0-0-0		HOME		1-5-0		0-0-0		5-1-0
6-9-0		0-0-0	0-0-0		AWAY		0-3-0		2-4-0		4-2-0
0-1-0		0-0-0	0-0-0		NEUTRAL		0-0-0		0-1-0		0-0-0
RPI S	Opponent	Score	RPI S	Opponent	Score	RPI S	Opponent	Score	RPI S	Opponent	Score
9 H	Oklahoma St.	1 16	28 H	Mississippi St.	3 4	58 A	Baylor	8 5	107 H	South Dakota St.	4 7
15 H	Ole Miss	3 18				59 H	Southeast Mo. St.	7 11	109 H	North Ala.	1 10
						62 H	Sam Houston St.	1 3	124 N	Ball St.	4 5
						62 H	Sam Houston St.	2 5	127 N	Monmouth	4 2
						62 H	Sam Houston St.	2 10	130 A	Southeastern La.	2 3
						82 H	Nicholls St.	2 0	130 A	Southeastern La.	5 3
						82 H	Nicholls St.	1 3	130 A	Southeastern La.	4 5
						82 H	Nicholls St.	2 8	130 N	Southeastern La.	6 7
						85 A	McNeese	0 10	136 N	South Dakota	9 1
						85 A	McNeese	0 3	138 A	Memphis	0 1
						85 A	McNeese	1 4	142 A	Northwestern St.	0 4
						87 H	Missouri St.	4 6	142 A	Northwestern St.	2 1
						98 A	Southern Miss.	4 12	142 A	Northwestern St.	1 2
									179 A	Lamar University	1 2
									179 A	Lamar University	8 5
									179 A	Lamar University	0 1
									181 H	Houston Baptist	7 2
									181 H	Houston Baptist	5 4
									181 H	Houston Baptist	3 0
									185 N	Tennessee Tech	4 1
									207 A	La.-Monroe	7 3
									212 N	George Mason	3 5
									250 H	A&M-Corpus Christi	5 10
									250 H	A&M-Corpus Christi	11 3
									250 H	A&M-Corpus Christi	13 2
									263 A	Incarnate Word	13 6
									263 A	Incarnate Word	2 1
LAST 10 GAMES			130 N	Southeastern La.	6 7	181 H	Houston Baptist	5 4	250 H	A&M-Corpus Christi	11 3
			142 A	Northwestern St.	2 1	181 H	Houston Baptist	3 0	250 H	A&M-Corpus Christi	13 2
			142 A	Northwestern St.	0 4	130 A	Southeastern La.	5 3	263 A	Incarnate Word	13 6
			142 A	Northwestern St.	1 2	130 A	Southeastern La.	4 5	263 A	Incarnate Word	2 1
			181 H	Houston Baptist	7 2	130 A	Southeastern La.	2 3			

Non-Div. I Games: Lyon

6 7

Central Ark.

RPI	S	Opponent	Score	
263	A	Incarnate Word	6	1
275	A	Mississippi Val.	4	0
276	N	Quinnipiac	6	5
278	H	Jackson St.	11	0
278	N	Jackson St.	9	3
278	N	Jackson St.	11	3
289	H	Coppin St.	17	0
293	H	Ark.-Pine Bluff	15	6
293	H	Ark.-Pine Bluff	8	0
293	H	Ark.-Pine Bluff	3	2

Central Ark.

C
e
n
t
r
a
l
A
r
k
.

C
e
n
t
r
a
l
A
r
k
.

Average RPI Win:		187	WON-LOST RECORD		WINNING PCT. RANK		LAST 10 GAMES		STRENGTH OF SCHEDULE		OPP. STRENGTH OF SCHEDULE		TEAM RPI		ADJ RPI		CONF. RPI		ADJ CONF. RPI	
DIV. I ONLY			20-27-0		.42553 186		5-5-0		205		154		198		.46064 197		26		25	
DIV. I NON-CONF.			10-18-0		.35714 216		0-2-0		93		82		162		.47919 164		25		23	
TOTALS		RPI 1-25		RPI 26-50		W-L RECORDS		RPI 51-100		RPI 101-150		RPI 150+								
20-27-0		0-3-0		1-5-0		OVERALL		1-2-0		2-5-0		16-12-0								
9-2-0		0-0-0		0-0-0		HOME		0-0-0		1-2-0		8-0-0								
5-13-0		0-2-0		0-4-0		AWAY		1-0-0		0-0-0		4-7-0								
6-12-0		0-1-0		1-1-0		NEUTRAL		0-2-0		1-3-0		4-5-0								
10-18-0		0-3-0		1-5-0		NON-CONFERENCE		1-2-0		1-3-0		7-5-0								
3-0-0		0-0-0		0-0-0		HOME		0-0-0		0-0-0		3-0-0								
1-7-0		0-2-0		0-0-		AWAY		1-0-0		0-0-0		0-1-0								
6-11-0		0-1-0		1-1-0		NEUTRAL		0-2-0		1-3-0		4-4-0								
10-9-0		0-0-0		0-0-0		CONFERENCE		0-0-0		1-2-0		9-7-0								
6-2-0		0-0-0		0-0-0		HOME		0-0-0		1-2-0		5-0-0								
4-6-0		0-0-0		0-0-0		AWAY		0-0-0		0-0-0		4-6-0								
0-1-0		0-0-0		0-0-0		NEUTRAL		0-0-0		0-0-0		0-1-0								
RPI	S	Opponent		Score		RPI	S	Opponent		Score		RPI	S	Opponent		Score				
3	A	Washington		0	6	34	N	Louisville		3	0	56	N	Seattle U		1	6			
3	A	Washington		0	8	35	A	Boise St.		3	5	67	N	LMU (CA)		0	1			
12	N	Northwestern		4	7	35	A	Boise St.		0	8	68	A	UC Davis		3	2			
						38	A	Colorado St.		0	16									
						39	N	Ohio St.		3	9									
						46	A	Cal St. Fullerton		2	3									
								LAST 10 GAMES												
						162	A	Sacramento St.		0	15	288	A	Southern Utah		7	3			
						234	N	Northern Colo.		1	2	288	A	Southern Utah		4	12			
						162	H	Sacramento St.		6	4	288	A	Southern Utah		5	3			
						162	H	Sacramento St.		9	6	35	A	Boise St.		0	8			
						162	H	Sacramento St.		3	2	35	A	Boise St.		3	5			
												222	H	Utah Valley		8	6			
												222	H	Utah Valley		5	0			
												234	A	Northern Colo.		1	9			
												234	A	Northern Colo.		3	4			
												234	A	Northern Colo.		2	4			
												234	N	Northern Colo.		1	2			
												235	N	Northern Ky.		0	3			

Non-Div. I Games:

Idaho St.

Average RPI Win: 203		WON-LOST RECORD	WINNING PCT. RANK		LAST 10 GAMES	STRENGTH OF SCHEDULE		OPP. STRENGTH OF SCHEDULE		TEAM RPI	ADJ RPI		CONF. RPI	ADJ CONF. RPI			
Average RPI Loss: 152																	
DIV. I ONLY		24-27-0	.47059	168	3-7-0	210		232		191	.45954	198	25	26			
DIV. I NON-CONF.		13-18-0	.41935	190	0-2-0	234		231		214	.44479	217	26	26			
TOTALS		RPI 1-25	RPI 26-50		W-L RECORDS		RPI 51-100		RPI 101-150		RPI 150+						
24-27-0		0-0-0	0-2-0		OVERALL		1-3-0		5-10-0		18-12-0						
7-4-0		0-0-0	0-0-0		HOME		0-0-0		0-2-0		7-2-0						
10-13-0		0-0-0	0-2-0		AWAY		1-3-0		3-4-0		6-4-0						
7-10-0		0-0-0	0-0-0		NEUTRAL		0-0-0		2-4-0		5-6-0						
13-18-0		0-0-0	0-2-0		NON-CONFERENCE		1-3-0		3-6-0		9-7-0						
2-2-0		0-0-0	0-0-0		HOME		0-0-0		0-2-0		2-0-0						
4-8-0		0-0-0	0-0-		AWAY		1-3-0		1-0-0		2-3-0						
7-8-0		0-0-0	0-0-0		NEUTRAL		0-0-0		2-4-0		5-4-0						
11-9-0		0-0-0	0-0-0		CONFERENCE		0-0-0		2-4-0		9-5-0						
5-2-0		0-0-0	0-0-0		HOME		0-0-0		0-0-0		5-2-0						
6-5-0		0-0-0	0-0-0		AWAY		0-0-0		2-4-0		4-1-0						
0-2-0		0-0-0	0-0-0		NEUTRAL		0-0-0		0-0-0		0-2-0						
RPI	S	Opponent	Score		RPI	S	Opponent	Score		RPI	S	Opponent	Score				
			38	A	Colorado St.	0	10	79	A	Miami (OH)	0	8	103	N	Austin Peay	8	7
			38	A	Colorado St.	3	14	91	A	Eastern Ky.	2	0	103	N	Austin Peay	0	6
								91	A	Eastern Ky.	1	4	115	A	George Washington	9	0
								96	A	Chattanooga	0	8	115	A	George Washington	3	6
													115	A	George Washington	5	6
													117	H	Toledo	5	7
													117	H	Toledo	2	9
													117	N	Toledo	5	6
													122	A	Belmont	3	2
													131	N	Syracuse	6	7
													136	N	South Dakota	4	3
													136	N	South Dakota	0	18
													137	A	Fordham	1	5
													137	A	Fordham	13	6
													137	A	Fordham	0	7
													160	H	Saint Joseph's	8	5
													160	H	Saint Joseph's	1	8
													160	H	Saint Joseph's	5	4
													160	N	Saint Joseph's	0	11
													164	N	Kennesaw St.	10	8
													165	N	Michigan St.	2	4
													165	N	Michigan St.	1	9
			205	N	Saint Louis	0	2	115	A	George Washington	9	0	203	N	Bowling Green	5	4
			160	N	Saint Joseph's	0	11	115	A	George Washington	3	6	204	N	Indiana St.	3	4
			160	H	Saint Joseph's	1	8	115	A	George Washington	5	6	205	A	Saint Louis	7	3
			160	H	Saint Joseph's	8	5	117	H	Toledo	2	9	205	A	Saint Louis	9	3
			160	H	Saint Joseph's	5	4	117	H	Toledo	5	7	205	N	Saint Louis	0	2

Non-Div. I Games:

Dayton

RPI	S	Opponent	Score
209	A	Charleston So.	1 9
209	A	Charleston So.	3 2
212	H	George Mason	3 6
212	H	George Mason	7 1
212	H	George Mason	2 0
235	N	Northern Ky.	3 1
248	A	Wright St.	0 3
248	A	Wright St.	8 2
248	A	Wright St.	5 7
259	H	Rhode Island	1 0
262	N	Alabama A&M	8 3
268	N	Wagner	12 13
282	A	La Salle	7 8
282	A	La Salle	14 8
282	A	La Salle	9 6
283	H	Morehead St.	8 1
283	H	Morehead St.	6 5
294	N	UMES	14 0

Dayton

[illegible]

Non-Div. I Games:

Furman

RPI	S	Opponent	Score	
263	N	Incarnate Word	7	4
267	N	Central Conn. St.	1	3

Furman

F
u
r
m
a
n

F
u
r
m
a
n

Average RPI Win: 228		WON-LOST	WINNING	LAST 10	STRENGTH OF		OPP. STRENGTH	TEAM	ADJ		CONF.	ADJ CONF.
Average RPI Loss: 128		RECORD	PCT. RANK	GAMES	SCHEDULE		OF SCHEDULE	RPI	RPI		RPI	RPI
DIV. I ONLY		26-31-0	.45614	175	6-4-0		222	225	200		32	32
DIV. I NON-CONF.		9-28-0	.24324	253	0-2-0		102	115	216		32	32
TOTALS		RPI 1-25	RPI 26-50		W-L RECORDS		RPI 51-100		RPI 101-150		RPI 150+	
26-31-0		0-6-0	0-2-0		OVERALL		1-2-0		3-8-0		22-13-0	
16-4-0		0-0-0	0-0-0		HOME		0-0-0		0-2-0		16-2-0	
5-9-0		0-2-0	0-0-0		AWAY		0-1-0		0-1-0		5-5-0	
5-18-0		0-4-0	0-2-0		NEUTRAL		1-1-0		3-5-0		1-6-0	
9-28-0		0-6-0	0-2-0		NON-CONFERENCE		1-2-0		3-8-0		5-10-0	
4-3-0		0-0-0	0-0-0		HOME		0-0-0		0-2-0		4-1-0	
0-7-0		0-2-0	0-0-		AWAY		0-1-0		0-1-0		0-3-0	
5-18-0		0-4-0	0-2-0		NEUTRAL		1-1-0		3-5-0		1-6-0	
17-3-0		0-0-0	0-0-0		CONFERENCE		0-0-0		0-0-0		17-3-0	
12-1-0		0-0-0	0-0-0		HOME		0-0-0		0-0-0		12-1-0	
5-2-0		0-0-0	0-0-0		AWAY		0-0-0		0-0-0		5-2-0	
0-0-0		0-0-0	0-0-0		NEUTRAL		0-0-0		0-0-0		0-0-0	
RPI S	Opponent	Score	RPI S	Opponent	Score	RPI S	Opponent	Score	RPI S	Opponent	Score	
5 A	Florida St.	0 8	38 N	Colorado St.	0 7	51 A	UCF	0 7	113 N	St. John's (NY)	3 6	
10 A	Florida	0 15	46 N	Cal St. Fullerton	0 4	52 N	Indiana	1 2	116 N	Virginia	5 4	
16 N	Kentucky	2 10				60 N	Oregon	5 3	120 N	LIU Brooklyn	5 0	
23 N	South Carolina	0 10							123 N	Maryland	2 3	
24 N	Arizona St.	1 4							124 H	Ball St.	0 2	
25 N	Georgia	0 12							124 H	Ball St.	0 1	
									126 N	Middle Tenn.	2 6	
									133 N	Villanova	1 8	
									139 N	Providence	1 6	
									147 A	Fla. Atlantic	3 6	
									148 N	Kansas	3 1	
									153 H	UConn	0 8	
									160 N	Saint Joseph's	1 3	
									168 H	Western Ill.	2 1	
									168 H	Western Ill.	2 0	
									178 N	UT Martin	1 2	
									188 A	Florida A&M	0 1	
									188 H	Florida A&M	11 5	
									188 H	Florida A&M	5 0	
									188 H	Florida A&M	7 1	
									188 H	Florida A&M	8 11	
									188 H	Florida A&M	5 4	
									195 A	Stetson	7 8	
									195 A	Stetson	4 6	
									195 A	Stetson	0 3	
									201 N	Binghamton	2 1	
									213 N	Penn	1 5	
			LAST 10 GAMES									
			23 N	South Carolina	0 10	280 H	Howard	9 1				
			5 A	Florida St.	0 8	289 H	Coppin St.	8 0				
			188 H	Florida A&M	11 5	188 H	Florida A&M	8 11				
			188 A	Florida A&M	0 1	188 H	Florida A&M	7 1				
			188 H	Florida A&M	5 4	188 H	Florida A&M	5 0				

Non-Div. I Games:

Bethune-Cookman

RPI	S	Opponent	Score	
221	N	Fairfield	1	3
221	N	Fairfield	0	11
244	H	Mt. St. Mary's	8	4
244	H	Mt. St. Mary's	5	2
263	N	Incarnate Word	0	4
265	A	N.C. Central	10	0
265	A	N.C. Central	2	7
265	A	N.C. Central	8	0
280	H	Howard	9	1
285	H	N.C. A&T	4	3
285	H	N.C. A&T	3	0
285	H	N.C. A&T	5	3
289	H	Coppin St.	8	0
290	A	Savannah St.	7	0
290	A	Savannah St.	8	4
290	A	Savannah St.	7	5
297	H	South Carolina St.	10	0
297	H	South Carolina St.	8	3
297	H	South Carolina St.	10	0

Bethune-Cookman

B
e
t
h
u
n
e
-
C
o
o
k
m
a
n

B
e
t
h
u
n
e
-
C
o
o
k
m
a
n

[illegible]

Non-Div. I Games:

Binghamton

RPI	S	Opponent	Score	
199	A	Furman	2	11
200	N	Bethune-Cookman	1	2
242	N	Santa Clara	8	3
249	A	Hartford	4	6
249	A	Hartford	7	3
249	A	Hartford	2	9
249	H	Hartford	5	3
253	H	Maine	2	8
253	H	Maine	9	0
253	H	Maine	3	1
256	N	CSU Bakersfield	9	3
256	N	CSU Bakersfield	4	8
263	H	Incarnate Word	1	0
273	N	Morgan St.	13	5
284	H	Cornell	8	7
284	H	Cornell	10	1

B
i
n
g
h
a
m
t
o
n

B
i
n
g
h
a
m
t
o
n

Average RPI Win:	184	WON-LOST RECORD	WINNING PCT. RANK	LAST 10 GAMES	STRENGTH OF SCHEDULE	OPP. STRENGTH OF SCHEDULE	TEAM RPI	ADJ RPI	CONF. RPI	ADJ CONF. RPI		
DIV. I ONLY		21-33-0	.38889	213	3-7-0	196	150	204	.45494	202	17	16
DIV. I NON-CONF.		13-22-0	.37143	211	0-4-0	227	141	223	.44372	219	18	18
<hr/>												
TOTALS	RPI 1-25	RPI 26-50		W-L RECORDS		RPI 51-100		RPI 101-150		RPI 150+		
21-33-0	0-0-0	0-6-0		OVERALL		5-14-0		2-2-0		14-11-0		
11-6-0	0-0-0	0-0-0		HOME		5-4-0		1-1-0		5-1-0		
3-19-0	0-0-0	0-5-0		AWAY		0-7-0		1-1-0		2-6-0		
7-8-0	0-0-0	0-1-0		NEUTRAL		0-3-0		0-0-0		7-4-0		
13-22-0	0-0-0	0-6-0		NON-CONFERENCE		2-7-0		2-2-0		9-7-0		
5-2-0	0-0-0	0-0-0		HOME		2-0-0		1-1-0		2-1-0		
1-12-0	0-0-0	0-0-		AWAY		0-4-0		1-1-0		0-2-0		
7-8-0	0-0-0	0-1-0		NEUTRAL		0-3-0		0-0-0		7-4-0		
8-11-0	0-0-0	0-0-0		CONFERENCE		3-7-0		0-0-0		5-4-0		
6-4-0	0-0-0	0-0-0		HOME		3-4-0		0-0-0		3-0-0		
2-7-0	0-0-0	0-0-0		AWAY		0-3-0		0-0-0		2-4-0		
0-0-0	0-0-0	0-0-0		NEUTRAL		0-0-0		0-0-0		0-0-0		
RPI	S	Opponent	Score	RPI	S	Opponent	Score	RPI	S	Opponent	Score	
			42 N Oregon St.	0	2	54 H North Texas	6 5	134 A CSUN	1	2		
			45 A UNLV	4	6	54 N North Texas	7 8	134 A CSUN	7	6		
			45 A UNLV	0	6	56 A Seattle U	0 9	136 H South Dakota	7	6		
			45 A UNLV	4	6	56 A Seattle U	3 4	136 H South Dakota	0	2		
			50 A Texas A&M	0	15	56 A Seattle U	2 10	157 H UC Riverside	2	3		
			50 A Texas A&M	1	9	63 A Fresno St.	4 6	162 N Sacramento St.	1	2		
						63 H Fresno St.	8 0	174 N UTEP	4	0		
						67 A LMU (CA)	2 3	190 N Cal Poly	1	3		
						67 A LMU (CA)	2 3	206 A UMKC	0	2		
						72 H New Mexico St.	5 2	206 A UMKC	0	4		
						72 H New Mexico St.	1 3	206 A UMKC	4	3		
						72 H New Mexico St.	2 0	219 N Montana	10	1		
						72 H New Mexico St.	1 3	220 A Pacific	0	1		
						74 H Grand Canyon	2 3	220 A Pacific	2	4		
						74 H Grand Canyon	10 1	222 H Utah Valley	6	3		
						74 H Grand Canyon	0 5	222 H Utah Valley	3	2		
						95 N Nevada	4 10	222 H Utah Valley	9	6		
						95 N Nevada	2 6	226 N North Dakota	8	0		
						99 A San Diego St.	1 2	226 N North Dakota	3	0		
								232 N Dartmouth	5	4		
								234 N Northern Colo.	1	6		
								238 N UC Santa Barbara	5	7		
								238 N UC Santa Barbara	5	1		
								238 N UC Santa Barbara	11	8		
								256 A CSU Bakersfield	0	1		
								256 A CSU Bakersfield	6	4		
								256 A CSU Bakersfield	1	3		

Non-Div. I Games:

California Baptist

RPI	S	Opponent	Score	
288	H	Southern Utah	9	0
288	H	Southern Utah	8	7

California Baptist

C
a
l
i
f
o
r
n
i
a
B
a
p
t
i
s
t

C
a
l
i
f
o
r
n
i
a
B
a
p
t
i
s
t

Average RPI Win: Average RPI Loss:	217 135	WON-LOST RECORD	WINNING PCT. RANK	LAST 10 GAMES		STRENGTH OF SCHEDULE	OPP. STRENGTH OF SCHEDULE	TEAM RPI	ADJ RPI	CONF. RPI	ADJ CONF. RPI							
DIV. I ONLY		22-29-0	.43137	181	6-4-0	215	216	206	.45465	203	14	15						
DIV. I NON-CONF.		15-15-0	.5	134	3-0-0	247	255	200	.46239	198	16	16						
TOTALS	RPI 1-25			RPI 26-50	W-L RECORDS		RPI 51-100			RPI 101-150		RPI 150+						
22-29-0	0-2-0			0-0-0	OVERALL		1-9-0			3-6-0		18-12-0						
8-6-0	0-0-0			0-0-0	HOME		0-2-0			1-1-0		7-3-0						
10-14-0	0-2-0			0-0-0	AWAY		1-3-0			2-4-0		7-5-0						
4-9-0	0-0-0			0-0-0	NEUTRAL		0-4-0			0-1-0		4-4-0						
15-15-0	0-2-0			0-0-0	NON-CONFERENCE		0-5-0			0-1-0		15-7-0						
5-0-0	0-0-0			0-0-0	HOME		0-0-0			0-0-0		5-0-0						
6-6-0	0-2-0			0-0-	AWAY		0-1-0			0-0-0		6-3-0						
4-9-0	0-0-0			0-0-0	NEUTRAL		0-4-0			0-1-0		4-4-0						
7-14-0	0-0-0			0-0-0	CONFERENCE		1-4-0			3-5-0		3-5-0						
3-6-0	0-0-0			0-0-0	HOME		0-2-0			1-1-0		2-3-0						
4-8-0	0-0-0			0-0-0	AWAY		1-2-0			2-4-0		1-2-0						
0-0-0	0-0-0			0-0-0	NEUTRAL		0-0-0			0-0-0		0-0-0						
RPI S Opponent Score					RPI S Opponent Score					RPI S Opponent Score								
25 A Georgia 2	10					66 N California 3	11					102 A Ohio 2	7					
25 A Georgia 0	2					71 N Elon 1	2					102 A Ohio 10	15					
						75 A Kent St. 2	1					102 A Ohio 7	8					
						75 A Kent St. 0	4					117 H Toledo 3	2					
						79 A Miami (OH) 0	2					117 H Toledo 4	13					
						79 H Miami (OH) 2	10					120 N LIU Brooklyn 0	1					
						79 H Miami (OH) 2	7					124 A Ball St. 4	1					
						81 A USC Upstate 2	4					124 A Ball St. 5	4					
						97 N Boston U. 0	4					124 A Ball St. 1	2					
						97 N Boston U. 3	9					168 N Western Ill. 0	8					
										168 N Western Ill. 3	4							
										169 N Saint Francis (PA) 7	12							
										169 N Saint Francis (PA) 8	7							
										175 A Gardner-Webb 7	4							
										175 A Gardner-Webb 5	4							
										182 A Western Mich. 3	5							
										182 A Western Mich. 0	2							

Non-Div. I Games:

Bowling Green

RPI	S	Opponent	Score	
255	H	Oakland	6	5
255	H	Oakland	8	4
258	H	Buffalo	4	5
258	H	Buffalo	10	2
258	H	Buffalo	9	11
260	H	Akron	1	5
260	H	Akron	3	2
271	H	Cleveland St.	8	3
283	A	Morehead St.	9	2
283	A	Morehead St.	10	4
291	N	St. Bonaventure	10	2
291	N	St. Bonaventure	21	0

Bowling Green

B
o
w
l
i
n
g
G
r
e
e
n

B
o
w
l
i
n
g
G
r
e
e
n

Average RPI Win:		181	WON-LOST RECORD		WINNING PCT. RANK		LAST 10 GAMES		STRENGTH OF SCHEDULE		OPP. STRENGTH OF SCHEDULE		TEAM RPI		ADJ RPI		CONF. RPI		ADJ CONF. RPI				
DIV. I ONLY			19-35-0		.35185	228	4-6-0		163		115		201		.45459		204	12		12			
DIV. I NON-CONF.			12-13-0		.48	152	0		239		140		187		.46687		193	11		10			
TOTALS		RPI 1-25		RPI 26-50				W-L RECORDS		RPI 51-100				RPI 101-150				RPI 150+					
19-35-0		0-3-0		1-7-0				OVERALL		3-12-0				1-4-0				14-9-0					
4-10-0		0-0-0		0-3-0				HOME		2-4-0				0-2-0				2-1-0					
7-21-0		0-3-0		1-3-0				AWAY		0-8-0				0-1-0				6-6-0					
8-4-0		0-0-0		0-1-0				NEUTRAL		1-0-0				1-1-0				6-2-0					
12-13-0		0-0-0		1-4-0				NON-CONFERENCE		0-4-0				1-2-0				10-3-0					
1-1-0		0-0-0		0-0-0				HOME		0-0-0				0-0-0				1-1-0					
5-8-0		0-0-0		1-0-				AWAY		0-4-0				0-1-0				4-0-0					
6-4-0		0-0-0		0-1-0				NEUTRAL		0-0-0				1-1-0				5-2-0					
7-22-0		0-3-0		0-3-0				CONFERENCE		3-8-0				0-2-0				4-6-0					
3-9-0		0-0-0		0-3-0				HOME		2-4-0				0-2-0				1-0-0					
2-13-0		0-3-0		0-0-0				AWAY		0-4-0				0-0-0				2-6-0					
2-0-0		0-0-0		0-0-0				NEUTRAL		1-0-0				0-0-0				1-0-0					
RPI	S	Opponent		Score		RPI	S	Opponent		Score		RPI	S	Opponent		Score		RPI	S	Opponent		Score	
22	A	Drake		0	2	26	N	Missouri		1	11	57	A	Western Ky.		7	9	117	N	Toledo		5	1
22	A	Drake		0	10	34	A	Louisville		1	7	86	A	Bradley		6	8	122	N	Belmont		2	7
22	A	Drake		0	8	34	A	Louisville		0	3	86	A	Bradley		2	10	135	H	Illinois St.		1	8
						41	A	Illinois		9	2	86	A	Bradley		7	8	135	H	Illinois St.		2	14
						41	A	Illinois		4	7	86	A	Bradley		0	4	138	A	Memphis		2	3
						43	H	Southern Ill.		1	5	87	H	Missouri St.		1	7	158	A	Loyola Chicago		1	2
						43	H	Southern Ill.		0	5	87	H	Missouri St.		1	4	158	A	Loyola Chicago		8	14
						43	H	Southern Ill.		4	10	87	H	Missouri St.		2	1	158	A	Loyola Chicago		7	13
												87	N	Missouri St.		10	8	158	N	Loyola Chicago		11	8
												92	A	Purdue		4	5	185	N	Tennessee Tech		6	5
												92	A	Purdue		6	9	195	A	Stetson		6	4
												94	H	UNI		2	1	195	A	Stetson		10	2
												94	H	UNI		3	10	198	N	Dayton		4	3
												94	H	UNI		3	6	214	A	Evansville		3	6
												96	A	Chattanooga		5	6	214	A	Evansville		5	1
																		214	H	Evansville		3	2
																		215	A	Valparaiso		9	1
																		215	A	Valparaiso		5	7
																		215	A	Valparaiso		6	7
																		223	A	Eastern Ill.		6	4
																		223	A	Eastern Ill.		5	4
																		224	N	Butler		5	0
																		224	N	Butler		4	6
																		251	H	IUPUI		9	2
																		251	H	IUPUI		3	6
																		251	N	IUPUI		3	8
																		251	N	IUPUI		6	3

Non-Div. I Games:

Indiana St.

Indiana St.

Through Games Of June 4, 2019 (FINAL)

RPI	S	Opponent	Score	
271	N	Cleveland St.	3	0

Indiana St.

I
n
d
i
a
n
a
S
t
.

I
n
d
i
a
n
a
S
t
.

Average RPI Win:		234	WON-LOST RECORD		WINNING PCT. RANK		LAST 10 GAMES		STRENGTH OF SCHEDULE		OPP. STRENGTH OF SCHEDULE		TEAM RPI		ADJ RPI		CONF. RPI		ADJ CONF. RPI										
DIV. I ONLY			19-33-0		.36538 222		6-4-0		150		222		207		.45443 205		25		26										
DIV. I NON-CONF.			6-21-0		.22222 259		0-1-0		90		170		227		.43968 226		26		26										
TOTALS		RPI 1-25		RPI 26-50		W-L RECORDS		RPI 51-100		RPI 101-150		RPI 150+																	
19-33-0		0-2-0		0-2-0		OVERALL		0-5-0		1-14-0		18-10-0																	
11-7-0		0-0-0		0-1-0		HOME		0-1-0		1-2-0		10-3-0																	
6-15-0		0-0-0		0-0-0		AWAY		0-3-0		0-7-0		6-5-0																	
2-11-0		0-2-0		0-1-0		NEUTRAL		0-1-0		0-5-0		2-2-0																	
6-21-0		0-2-0		0-2-0		NON-CONFERENCE		0-5-0		0-5-0		6-7-0																	
4-4-0		0-0-0		0-1-0		HOME		0-1-0		0-1-0		4-1-0																	
1-7-0		0-0-0		0-0-		AWAY		0-3-0		0-0-0		1-4-0																	
1-10-0		0-2-0		0-1-0		NEUTRAL		0-1-0		0-4-0		1-2-0																	
13-12-0		0-0-0		0-0-0		CONFERENCE		0-0-0		1-9-0		12-3-0																	
7-3-0		0-0-0		0-0-0		HOME		0-0-0		1-1-0		6-2-0																	
5-8-0		0-0-0		0-0-0		AWAY		0-0-0		0-7-0		5-1-0																	
1-1-0		0-0-0		0-0-0		NEUTRAL		0-0-0		0-1-0		1-0-0																	
RPI	S	Opponent		Score		RPI	S	Opponent		Score		RPI	S	Opponent		Score													
16	N	Kentucky		0	10	43	H	Southern Ill.		0	6	57	N	Western Ky.		0	10	107	N	South Dakota St.		0	6						
22	N	Drake		1	7	43	N	Southern Ill.		0	10	59	A	Southeast Mo. St.		3	4	107	N	South Dakota St.		0	14						
												59	H	Southeast Mo. St.		1	3	115	A	George Washington		4	12						
												87	A	Missouri St.		0	6	115	A	George Washington		0	7						
												94	A	UNI		4	9	115	A	George Washington		1	9						
																		115	N	George Washington		3	4						
																		117	N	Toledo		0	4						
																		118	H	Northern Ill.		3	8						
																		129	N	Murray St.		12	13						
																		137	A	Fordham		3	4						
																		137	A	Fordham		3	11						
																		137	A	Fordham		8	10						
																		141	A	Massachusetts		5	7						
																		141	H	Massachusetts		7	5						
																		141	H	Massachusetts		5	8						
																		158	H	Loyola Chicago		4	10						
																		160	A	Saint Joseph's		6	4						
																		160	A	Saint Joseph's		0	8						
																		160	A	Saint Joseph's		12	0						
																		164	A	Kennesaw St.		5	10						
																		164	A	Kennesaw St.		3	6						
																		164	A	Kennesaw St.		4	10						
																		176	N	Creighton		4	5						
																		178	A	UT Martin		4	1						
																		178	A	UT Martin		0	5						
																		193	H	Detroit Mercy		6	4						
																		198	H	Dayton		3	9						

Non-Div. I Games:

Saint Louis

RPI	S	Opponent	Score	
198	H	Dayton	3	7
198	N	Dayton	2	0
206	H	UMKC	10	3
214	N	Evansville	6	2
234	H	Northern Colo.	8	5
248	N	Wright St.	9	10
259	H	Rhode Island	10	8
259	H	Rhode Island	10	2
259	H	Rhode Island	8	6
272	H	Omaha	7	2
282	H	La Salle	11	2
282	H	La Salle	11	3
282	H	La Salle	4	1
291	A	St. Bonaventure	5	2
291	A	St. Bonaventure	6	2
291	A	St. Bonaventure	9	0

Saint Louis

S
a
i
n
t
L
o
u
i
s

S
a
i
n
t
L
o
u
i
s

UMKC		Through Games Of June 4, 2019 (FINAL)													
Average RPI Win:	220	WON-LOST RECORD	WINNING PCT. RANK	LAST 10 GAMES	STRENGTH OF SCHEDULE	OPP. STRENGTH OF SCHEDULE	TEAM RPI	ADJ RPI	CONF. RPI	ADJ CONF. RPI					
DIV. I ONLY		27-29-0	.48214	157	2-8-0	254	217	210	.44909	206	17	16			
DIV. I NON-CONF.		20-15-0	.57143	98	0-1-0	278	258	196	.45911	200	18	18			
<hr/>															
TOTALS		RPI 1-25	RPI 26-50		W-L RECORDS		RPI 51-100		RPI 101-150		RPI 150+				
27-29-0	0-0-0		0-1-0		OVERALL		2-12-0		2-3-0		23-13-0				
7-9-0	0-0-0		0-0-0		HOME		2-5-0		1-1-0		4-3-0				
7-14-0	0-0-0		0-1-0		AWAY		0-3-0		1-2-0		6-8-0				
13-6-0	0-0-0		0-0-0		NEUTRAL		0-4-0		0-0-0		13-2-0				
<hr/>															
20-15-0	0-0-0		0-1-0		NON-CONFERENCE		0-4-0		2-3-0		18-7-0				
3-4-0	0-0-0		0-0-0		HOME		0-1-0		1-1-0		2-2-0				
5-7-0	0-0-0		0-0-		AWAY		0-0-0		1-2-0		4-4-0				
12-4-0	0-0-0		0-0-0		NEUTRAL		0-3-0		0-0-0		12-1-0				
<hr/>															
7-14-0	0-0-0		0-0-0		CONFERENCE		2-8-0		0-0-0		5-6-0				
4-5-0	0-0-0		0-0-0		HOME		2-4-0		0-0-0		2-1-0				
2-7-0	0-0-0		0-0-0		AWAY		0-3-0		0-0-0		2-4-0				
1-2-0	0-0-0		0-0-0		NEUTRAL		0-1-0		0-0-0		1-1-0				
<hr/>															
RPI	S	Opponent	Score	RPI	S	Opponent	Score	RPI	S	Opponent	Score	RPI	S	Opponent	Score
				26	A	Missouri	0 8	56	H	Seattle U	7 5	107	H	South Dakota St.	6 4
								56	H	Seattle U	3 5	107	H	South Dakota St.	8 10
								56	H	Seattle U	3 6	136	A	South Dakota	1 5
								56	N	Seattle U	4 5	136	A	South Dakota	4 5
								59	N	Southeast Mo. St.	2 8	148	A	Kansas	5 4
								59	N	Southeast Mo. St.	2 8	158	A	Loyola Chicago	0 1
								72	A	New Mexico St.	10 12	168	N	Western Ill.	9 1
								72	A	New Mexico St.	6 11	173	A	Ga. Southern	2 1
								72	A	New Mexico St.	0 7	176	H	Creighton	7 4
								74	H	Grand Canyon	3 2	176	H	Creighton	1 4
								74	H	Grand Canyon	1 3	176	H	Creighton	4 10
								74	H	Grand Canyon	0 11	193	N	Detroit Mercy	9 0
								77	N	DePaul	1 2	202	H	California Baptist	2 0
								87	H	Missouri St.	1 4	202	H	California Baptist	4 0
												202	H	California Baptist	3 4
												205	A	Saint Louis	3 10
												222	A	Utah Valley	8 9
												222	A	Utah Valley	4 7
												222	A	Utah Valley	5 8
												222	N	Utah Valley	5 4
												229	A	Abilene Christian	8 2
												239	A	Alabama St.	2 7
												244	N	Mt. St. Mary's	7 1
												251	N	IUPUI	10 0
												251	N	IUPUI	3 2
												251	N	IUPUI	12 5
												253	N	Maine	7 0
<hr/>															
LAST 10 GAMES				LAST 10 GAMES				LAST 10 GAMES				LAST 10 GAMES			
				256	N	CSU Bakersfield	2 3	74	H	Grand Canyon	1 3	244	N	Mt. St. Mary's	7 1
								56	N	Seattle U	4 5	26	A	Missouri	0 8
								222	N	Utah Valley	5 4	72	A	New Mexico St.	6 11
												72	A	New Mexico St.	10 12
												72	A	New Mexico St.	0 7

Non-Div. I Games:

UMKC

RPI	S	Opponent	Score	
253	N	Maine	4	5
253	N	Maine	8	2
256	A	CSU Bakersfield	5	4
256	A	CSU Bakersfield	0	1
256	A	CSU Bakersfield	5	2
256	N	CSU Bakersfield	2	3
264	N	Presbyterian	10	7
272	H	Omaha	8	0
280	A	Howard	3	4
280	N	Howard	7	0
283	N	Morehead St.	9	2
288	A	Southern Utah	9	6
288	A	Southern Utah	10	3
292	N	Grambling	7	0

UMKC

U
M
K
C

U
M
K
C

Average RPI Win:		150	WON-LOST RECORD		WINNING PCT. RANK	LAST 10 GAMES		STRENGTH OF SCHEDULE		OPP. STRENGTH OF SCHEDULE	TEAM RPI	ADJ RPI	CONF. RPI	ADJ CONF. RPI
Average RPI Loss:		94												
DIV. I ONLY			14-42-0		.25 267	5-5-0		83		94	208	.44896 207	8	8
DIV. I NON-CONF.			4-23-0		.14815 282	0-1-0		61		132	233	.42911 234	8	8
TOTALS		RPI 1-25	RPI 26-50		W-L RECORDS		RPI 51-100		RPI 101-150		RPI 150+			
14-42-0		0-5-0	0-3-0		OVERALL		4-19-0		5-8-0		5-7-0			
3-12-0		0-1-0	0-1-0		HOME		0-3-0		2-5-0		1-2-0			
5-18-0		0-2-0	0-2-0		AWAY		2-10-0		1-1-0		2-3-0			
6-12-0		0-2-0	0-0-0		NEUTRAL		2-6-0		2-2-0		2-2-0			
4-23-0		0-4-0	0-3-0		NON-CONFERENCE		0-7-0		2-4-0		2-5-0			
0-3-0		0-0-0	0-1-0		HOME		0-0-0		0-1-0		0-1-0			
1-9-0		0-2-0	0-0-0		AWAY		0-2-0		1-1-0		0-2-0			
3-11-0		0-2-0	0-0-0		NEUTRAL		0-5-0		1-2-0		2-2-0			
10-19-0		0-1-0	0-0-0		CONFERENCE		4-12-0		3-4-0		3-2-0			
3-9-0		0-1-0	0-0-0		HOME		0-3-0		2-4-0		1-1-0			
4-9-0		0-0-0	0-0-0		AWAY		2-8-0		0-0-0		2-1-0			
3-1-0		0-0-0	0-0-0		NEUTRAL		2-1-0		1-0-0		0-0-0			
RPI S	Opponent	Score	RPI S	Opponent	Score	RPI S	Opponent	Score	RPI S	Opponent	Score	RPI S	Opponent	Score
6 A	Alabama	1 5	36 A	Houston	0 4	53 A	UT Arlington	7 11	103 N	Austin Peay	0 10			
7 N	Minnesota	1 13	44 A	Louisiana Tech	0 6	53 A	UT Arlington	2 3	103 N	Austin Peay	5 3			
7 N	Minnesota	0 5	44 H	Louisiana Tech	5 10	53 A	UT Arlington	7 8	106 A	SFA	0 4			
13 A	LSU	0 8				53 N	UT Arlington	5 2	106 H	SFA	2 8			
18 H	Louisiana	0 3				59 N	Southeast Mo. St.	0 8	110 H	Appalachian St.	0 3			
						64 A	Texas St.	0 3	110 H	Appalachian St.	2 4			
						64 H	Texas St.	2 8	110 H	Appalachian St.	0 5			
						64 H	Texas St.	0 2	110 N	Appalachian St.	2 0			
						64 H	Texas St.	1 2	123 N	Maryland	0 8			
						65 A	Troy	1 6	130 A	Southeastern La.	4 3			
						65 A	Troy	0 8	146 H	South Alabama	16 11			
						65 A	Troy	4 1	146 H	South Alabama	12 9			
						65 N	Troy	3 0	146 H	South Alabama	2 11			
						76 A	Coastal Caro.	10 2	154 A	UAB	11 12			
						76 A	Coastal Caro.	5 7	173 H	Ga. Southern	14 13			
						76 A	Coastal Caro.	0 8	173 H	Ga. Southern	1 9			
						76 N	Coastal Caro.	2 4	196 H	Central Ark.	3 7			
						82 A	Nicholls St.	0 8	228 A	Georgia St.	2 10			
						85 A	McNeese	0 9	228 A	Georgia St.	6 2			
						87 N	Missouri St.	1 4	228 A	Georgia St.	5 4			
									248 N	Wright St.	7 10			
									248 N	Wright St.	7 8			
									275 A	Mississippi Val.	8 9			
									289 N	Coppin St.	10 2			
									293 N	Ark.-Pine Bluff	12 2			
			LAST 10 GAMES											
			76 N Coastal Caro.			2 4								
			53 N UT Arlington			5 2								
			65 N Troy			3 0								
			64 A Texas St.			0 3								
			110 N Appalachian St.			2 0								

Non-Div. I Games:

La.-Monroe

RPI	S	Opponent	Score
87	N	Missouri St.	3 4
87	N	Missouri St.	2 11
95	N	Nevada	2 3

18	H	Louisiana	0 3
228	A	Georgia St.	5 4
228	A	Georgia St.	6 2
228	A	Georgia St.	2 10
106	H	SFA	2 8

[illegible]

Non-Div. I Games:

Portland St.

Portland St.

Portland, Me.

Portland St.

[illegible]

Non-Div. I Games:

Charleston So.

RPI	S	Opponent	Score	
194	A	Jacksonville	0	8
198	H	Dayton	9	1
198	H	Dayton	2	3
225	N	Georgetown	1	3
232	H	Dartmouth	3	5
236	A	Hampton	2	3
236	A	Hampton	2	1
236	A	Hampton	5	0
264	A	Presbyterian	8	3
264	A	Presbyterian	7	0
264	A	Presbyterian	1	0
271	N	Cleveland St.	5	4
294	H	UMES	10	2
294	H	UMES	5	1

Charleston So.

C
h
a
r
l
e
s
t
o
n
S
o
.

C
h
a
r
l
e
s
t
o
n
S
o
.

Average RPI Win: 222		WON-LOST RECORD	WINNING PCT. RANK	LAST 10 GAMES	STRENGTH OF SCHEDULE	OPP. STRENGTH OF SCHEDULE	TEAM RPI	ADJ RPI		CONF. RPI	ADJ CONF. RPI	
Average RPI Loss: 150												
DIV. I ONLY		32-27-1	.54167 114	3-7-0	262	229	194	.44824	210	10	11	
DIV. I NON-CONF.		21-13-1	.61429 82	1-2-0	297	295	237	.41821	249	13	13	
<hr/>												
TOTALS		RPI 1-25		RPI 26-50		W-L RECORDS		RPI 51-100		RPI 101-150		RPI 150+
32-27-1		0-3-0		0-0-0		OVERALL		1-3-0		8-12-0		23-9-1
14-6-1		0-0-0		0-0-0		HOME		1-2-0		3-3-0		10-1-1
8-10-0		0-3-0		0-0-0		AWAY		0-0-0		2-4-0		6-3-0
10-11-0		0-0-0		0-0-0		NEUTRAL		0-1-0		3-5-0		7-5-0
21-13-1		0-0-0		0-0-0		NON-CONFERENCE		0-0-0		1-4-0		20-9-1
7-1-1		0-0-0		0-0-0		HOME		0-0-0		0-0-0		7-1-1
6-3-0		0-0-0		0-0-		AWAY		0-0-0		0-0-0		6-3-0
8-9-0		0-0-0		0-0-0		NEUTRAL		0-0-0		1-4-0		7-5-0
11-14-0		0-3-0		0-0-0		CONFERENCE		1-3-0		7-8-0		3-0-0
7-5-0		0-0-0		0-0-0		HOME		1-2-0		3-3-0		3-0-0
2-7-0		0-3-0		0-0-0		AWAY		0-0-0		2-4-0		0-0-0
2-2-0		0-0-0		0-0-0		NEUTRAL		0-1-0		2-1-0		0-0-0
RPI	S	Opponent	Score	RPI	S	Opponent	Score	RPI	S	Opponent	Score	
11	A	James Madison	0 14					71	H	Elon	10 13	
11	A	James Madison	2 12					71	H	Elon	4 5	
11	A	James Madison	4 9					71	H	Elon	15 4	
								71	N	Elon	3 7	
										121	A Towson	
										121	A Towson	
										121	A Towson	
										121	N Towson	
										122	N Belmont	
										136	N South Dakota	
										136	N South Dakota	
										140	N Albany (NY)	
										140	N Albany (NY)	
										143	A UNCW	
										143	A UNCW	
										143	A UNCW	
										145	H Col. of Charleston	
										145	H Col. of Charleston	
										145	H Col. of Charleston	
										145	N Col. of Charleston	
										145	N Col. of Charleston	
										149	H Hofstra	
										149	H Hofstra	
										149	H Hofstra	
										160	A Saint Joseph's	
										172	H Delaware	
										172	H Delaware	
										172	H Delaware	
										189	N Colgate	
										193	N Detroit Mercy	
										213	H Penn	
LAST 10 GAMES												
				71	N	Elon	3 7	121	A	Towson	2 3	
				145	N	Col. of Charleston	8 0	121	A	Towson	4 11	
				121	N	Towson	2 1	160	A	Saint Joseph's	1 3	
				145	N	Col. of Charleston	5 7	280	H	Howard	5 2	
				121	A	Towson	1 3	280	H	Howard	2 5	

Non-Div. I Games:

Drexel

RPI	S	Opponent	Score	
224	N	Butler	2	3
231	N	Siena	10	3
236	A	Hampton	2	5
243	N	Bryant	16	3
243	N	Bryant	3	2
247	A	Norfolk St.	10	2
259	N	Rhode Island	6	12
260	N	Akron	4	8
270	N	Holy Cross	0	6
277	H	Lafayette	8	8
277	H	Lafayette	7	6
280	H	Howard	2	5
280	H	Howard	5	2
281	H	Fairleigh Dickinson	5	1
281	H	Fairleigh Dickinson	3	2
282	A	La Salle	8	13
282	A	La Salle	6	5
284	N	Cornell	11	0
286	A	Delaware St.	9	3
286	A	Delaware St.	11	1
289	A	Coppin St.	17	2
289	A	Coppin St.	7	1
296	H	Saint Peter's	10	3
296	H	Saint Peter's	18	0
296	N	Saint Peter's	10	0
297	N	South Carolina St.	9	1

Drexel

D
r
e
x
e
lD
r
e
x
e
l

Average RPI Win:	203	WON-LOST	WINNING	LAST 10	STRENGTH OF	OPP. STRENGTH	TEAM	ADJ	CONF.	ADJ CONF.	
Average RPI Loss:	161	RECORD	PCT. RANK	GAMES	SCHEDULE	OF SCHEDULE	RPI	RPI	RPI	RPI	
DIV. I ONLY	26-30-0	.46429	171	5-5-0	233	218	205	.44813	211	24	24
DIV. I NON-CONF.	18-20-0	.47368	155	3-1-0	236	239	201	.45467	208	23	24
<hr/>											
TOTALS	RPI 1-25	RPI 26-50		W-L RECORDS		RPI 51-100		RPI 101-150		RPI 150+	
26-30-0	0-0-0	0-1-0		OVERALL		2-7-0		5-7-0		19-15-0	
8-7-0	0-0-0	0-0-0		HOME		0-0-0		0-0-0		8-7-0	
9-11-0	0-0-0	0-0-0		AWAY		0-4-0		3-4-0		6-3-0	
9-12-0	0-0-0	0-1-0		NEUTRAL		2-3-0		2-3-0		5-5-0	
18-20-0	0-0-0	0-1-0		NON-CONFERENCE		2-4-0		3-6-0		13-9-0	
4-2-0	0-0-0	0-0-0		HOME		0-0-0		0-0-0		4-2-0	
5-6-0	0-0-0	0-0-		AWAY		0-1-0		1-3-0		4-2-0	
9-12-0	0-0-0	0-1-0		NEUTRAL		2-3-0		2-3-0		5-5-0	
8-10-0	0-0-0	0-0-0		CONFERENCE		0-3-0		2-1-0		6-6-0	
4-5-0	0-0-0	0-0-0		HOME		0-0-0		0-0-0		4-5-0	
4-5-0	0-0-0	0-0-0		AWAY		0-3-0		2-1-0		2-1-0	
0-0-0	0-0-0	0-0-0		NEUTRAL		0-0-0		0-0-0		0-0-0	
RPI	S	Opponent	Score	RPI	S	Opponent	Score	RPI	S	Opponent	Score
39	N	Ohio St.	0 4	60	N	Oregon	0 11	104	N	North Florida	0 3
				78	N	Jacksonville St.	11 6	107	N	South Dakota St.	1 5
				78	N	Jacksonville St.	0 6	117	N	Toledo	5 2
				80	A	Long Beach St.	2 4	127	N	Monmouth	3 1
				88	N	Duke	10 0	134	A	CSUN	4 9
				89	N	Rutgers	4 12	134	A	CSUN	3 4
				97	A	Boston U.	6 11	139	N	Providence	3 4
				97	A	Boston U.	1 2	140	A	Albany (NY)	8 12
				97	A	Boston U.	1 2	140	A	Albany (NY)	3 2
								144	A	Lehigh	11 3
								144	A	Lehigh	5 3
								144	A	Lehigh	3 4
								156	N	Central Mich.	1 2
								167	H	Bucknell	4 2
								167	H	Bucknell	4 1
								167	H	Bucknell	1 6
								169	N	Saint Francis (PA)	9 1
								171	A	Mercer	5 7
								171	A	Mercer	8 6
								183	H	Marist	1 5
								183	H	Marist	6 0
								189	H	Colgate	9 10
								189	H	Colgate	2 4
								189	H	Colgate	3 4
								191	N	Columbia	9 7
								224	N	Butler	3 6
								224	N	Butler	8 3
<hr/>											
LAST 10 GAMES											
296	H	Saint Peter's	7 0	287	H	Rider	6 4	189	H	Colgate	2 4
296	H	Saint Peter's	0 1	287	H	Rider	9 1	189	H	Colgate	3 4
97	A	Boston U.	6 11	167	H	Bucknell	4 2	191	N	Columbia	9 7
97	A	Boston U.	1 2	167	H	Bucknell	1 6	224	N	Butler	3 6
97	A	Boston U.	1 2	167	H	Bucknell	4 1	224	N	Butler	8 3

Non-Div. I Games:

Army West Point

RPI	S	Opponent	Score	
231	A	Siena	0	1
231	A	Siena	3	1
238	N	UC Santa Barbara	1	3
240	A	Iona	5	3
240	A	Iona	10	1
242	N	Santa Clara	8	0
242	N	Santa Clara	4	6
256	N	CSU Bakersfield	4	3
270	H	Holy Cross	1	0
270	H	Holy Cross	0	2
270	H	Holy Cross	2	1
277	A	Lafayette	3	4
277	A	Lafayette	8	0
277	A	Lafayette	3	1
282	N	La Salle	1	3
287	H	Rider	9	1
287	H	Rider	6	4
296	H	Saint Peter's	0	1
296	H	Saint Peter's	7	0

Army West Point

A
r
m
y
W
e
s
t
P
o
i
n
t

A
r
m
y
W
e
s
t
P
o
i
n
t

Average RPI Win:		212	WON-LOST RECORD		WINNING PCT. RANK		LAST 10 GAMES		STRENGTH OF SCHEDULE		OPP. STRENGTH OF SCHEDULE		TEAM RPI		ADJ RPI		CONF. RPI		ADJ CONF. RPI	
DIV. I ONLY			22-26-0		.45833 174		6-4-0		247		237		214		.44807 212		25		26	
DIV. I NON-CONF.			12-14-0		.46154 160		0-1-0		246		207		205		.45748 204		26		26	
TOTALS		RPI 1-25		RPI 26-50		W-L RECORDS		RPI 51-100		RPI 101-150		RPI 150+								
22-26-0		0-1-0		0-1-0		OVERALL		0-2-0		7-8-0		15-14-0								
15-14-0		0-0-0		0-0-0		HOME		0-1-0		5-6-0		10-7-0								
4-8-0		0-0-0		0-0-0		AWAY		0-1-0		1-1-0		3-6-0								
3-4-0		0-1-0		0-1-0		NEUTRAL		0-0-0		1-1-0		2-1-0								
12-14-0		0-1-0		0-1-0		NON-CONFERENCE		0-2-0		4-4-0		8-6-0								
9-9-0		0-0-0		0-0-0		HOME		0-1-0		3-3-0		6-5-0								
0-1-0		0-0-0		0-0-		AWAY		0-1-0		0-0-0		0-0-0								
3-4-0		0-1-0		0-1-0		NEUTRAL		0-0-0		1-1-0		2-1-0								
10-12-0		0-0-0		0-0-0		CONFERENCE		0-0-0		3-4-0		7-8-0								
6-5-0		0-0-0		0-0-0		HOME		0-0-0		2-3-0		4-2-0								
4-7-0		0-0-0		0-0-0		AWAY		0-0-0		1-1-0		3-6-0								
0-0-0		0-0-0		0-0-0		NEUTRAL		0-0-0		0-0-0		0-0-0								
RPI	S	Opponent		Score		RPI	S	Opponent		Score		RPI	S	Opponent		Score				
15	N	Ole Miss		0 8		39	N	Ohio St.		0 7		51	A	UCF		0 7				
												69	H	Marshall		4 5				
														115	A	George Washington		5 3		
														115	A	George Washington		1 9		
														121	H	Towson		1 0		
														121	H	Towson		9 3		
														127	H	Monmouth		2 4		
														128	H	East Carolina		2 7		
														128	H	East Carolina		4 3		
														129	N	Murray St.		6 3		
														136	N	South Dakota		7 9		
														137	H	Fordham		1 3		
														137	H	Fordham		4 5		
														137	H	Fordham		6 5		
														140	H	Albany (NY)		2 7		
														141	H	Massachusetts		1 4		
														141	H	Massachusetts		6 5		
														160	A	Saint Joseph's		3 5		
														160	A	Saint Joseph's		0 4		
														160	A	Saint Joseph's		3 0		
														169	H	Saint Francis (PA)		6 5		
														169	H	Saint Francis (PA)		8 12		
														189	H	Colgate		2 5		
														196	N	Central Ark.		5 3		
														198	A	Dayton		6 3		
														198	A	Dayton		0 2		
														198	A	Dayton		1 7		
														224	N	Butler		2 1		
														225	H	Georgetown		6 9		
														225	H	Georgetown		6 9		
														225	H	Georgetown		6 9		
														225	H	Georgetown		6 9		
														225	H	Georgetown		6 9		
														225	H	Georgetown		6 9		
														225	H	Georgetown		6 9		
														225	H	Georgetown		6 9		
														225	H	Georgetown		6 9		
														225	H	Georgetown		6 9		
														225	H	Georgetown		6 9		
														225	H	Georgetown		6 9		
														225	H	Georgetown		6 9		
														225	H	Georgetown		6 9		
														225	H	Georgetown		6 9		
														225	H	Georgetown		6 9		
														225	H	Georgetown		6 9		
														225	H	Georgetown		6 9		
														225	H	Georgetown		6 9		
														225	H	Georgetown		6 9		
														225	H	Georgetown		6 9		
														225	H	Georgetown		6 9		
														225	H	Georgetown		6 9		
														225	H	Georgetown		6 9		
														225	H	Georgetown		6 9		
														225	H	Georgetown		6 9		
														225	H	Georgetown		6 9		
														225	H	Georgetown		6 9		
														225	H	Georgetown		6 9		
														225	H	Georgetown		6 9		
														225	H	Georgetown		6 9		
														225	H	Ge				

Non-Div. I Games:

George Mason

RPI	S	Opponent	Score	
230	H	Sacred Heart	1	5
230	H	Sacred Heart	0	2
259	A	Rhode Island	0	1
259	A	Rhode Island	2	3
259	A	Rhode Island	2	1
260	N	Akron	3	9
277	H	Lafayette	1	0
277	H	Lafayette	3	0
282	H	La Salle	0	1
282	H	La Salle	1	0
282	H	La Salle	3	0
284	H	Cornell	6	1
289	H	Coppin St.	3	1
289	H	Coppin St.	6	0
291	H	St. Bonaventure	5	6
291	H	St. Bonaventure	5	1
291	H	St. Bonaventure	8	1

George Mason

G
e
o
r
g
e
M
a
s
o
n

G
e
o
r
g
e
M
a
s
o
n

Penn

Penn					Through Games Of June 4, 2019 (FINAL)							
Average RPI Win: 221 Average RPI Loss: 202		WON-LOST RECORD	WINNING PCT. RANK	LAST 10 GAMES	STRENGTH OF SCHEDULE	OPP. STRENGTH OF SCHEDULE	TEAM RPI	ADJ RPI		CONF. RPI	ADJ CONF. RPI	
DIV. I ONLY		22-17-0	.5641 103	5-5-0	285	249	212	.44588	213	28	29	
DIV. I NON-CONF.		9-9-0	.5 134	0-2-0	285	214	221	.44196	221	28	28	

TOTALS		RPI 1-25	RPI 26-50		W-L RECORDS		RPI 51-100		RPI 101-150		RPI 150+	
22-17-0	0-0-0		0-0-0		OVERALL		0-1-0		4-1-0		18-15-0	
9-6-0	0-0-0		0-0-0		HOME		0-0-0		0-0-0		9-6-0	
8-7-0	0-0-0		0-0-0		AWAY		0-0-0		1-0-0		7-7-0	
5-4-0	0-0-0		0-0-0		NEUTRAL		0-1-0		3-1-0		2-2-0	
9-9-0	0-0-0		0-0-0		NON-CONFERENCE		0-1-0		4-1-0		5-7-0	
3-3-0	0-0-0		0-0-0		HOME		0-0-0		0-0-0		3-3-0	
1-2-0	0-0-0		0-0-		AWAY		0-0-0		1-0-0		0-2-0	
5-4-0	0-0-0		0-0-0		NEUTRAL		0-1-0		3-1-0		2-2-0	
13-8-0	0-0-0		0-0-0		CONFERENCE		0-0-0		0-0-0		13-8-0	
6-3-0	0-0-0		0-0-0		HOME		0-0-0		0-0-0		6-3-0	
7-5-0	0-0-0		0-0-0		AWAY		0-0-0		0-0-0		7-5-0	
0-0-0	0-0-0		0-0-0		NEUTRAL		0-0-0		0-0-0		0-0-0	
RPI S	Opponent	Score	RPI S	Opponent	Score	RPI S	Opponent	Score	RPI S	Opponent	Score	
						65 N	Troy	3 8	113 N	St. John's (NY)	4 2	
									124 N	Ball St.	5 3	
									126 N	Middle Tenn.	0 3	
									133 A	Villanova	11 4	
									150 N	Penn St.	2 1	
									155 H	Harvard	12 2	
									155 H	Harvard	3 2	
									155 H	Harvard	7 8	
									156 N	Central Mich.	1 0	
									159 N	Boston College	0 4	
									160 A	Saint Joseph's	1 4	
									182 N	Western Mich.	1 8	
									191 A	Columbia	4 3	
									191 A	Columbia	4 5	
									191 A	Columbia	5 6	
									199 H	Furman	1 4	
									200 N	Bethune-Cookman	5 1	
									210 A	Drexel	0 8	
									232 A	Dartmouth	17 10	
									232 A	Dartmouth	6 3	
									232 A	Dartmouth	5 8	
									245 H	Princeton	14 5	
									245 H	Princeton	2 5	
									245 H	Princeton	0 1	
									254 A	Yale	3 0	
									254 A	Yale	0 8	
									254 A	Yale	4 6	

LAST 10 GAMES												
						191 A	Columbia	4 5	279 H	Brown	4 3	
						191 A	Columbia	4 3	279 H	Brown	6 3	
						191 A	Columbia	5 6	160 A	Saint Joseph's	1 4	
						210 A	Drexel	0 8	245 H	Princeton	14 5	
						279 H	Brown	5 0	245 H	Princeton	0 1	

Penn

Non-Div. I Games:

Penn

RPI	S	Opponent	Score	
277	H	Lafayette	3	5
277	H	Lafayette	2	1
279	H	Brown	4	3
279	H	Brown	5	0
279	H	Brown	6	3
282	H	La Salle	5	0
282	H	La Salle	3	0
284	A	Cornell	8	0
284	A	Cornell	14	0
284	A	Cornell	12	7
287	H	Rider	2	5

P
e
n
n

P
e
n
n

Penn

Average RPI Win: 200		WON-LOST	WINNING	LAST 10	STRENGTH OF		OPP. STRENGTH	TEAM	ADJ		CONF.	ADJ CONF.
Average RPI Loss: 130		RECORD	PCT. RANK	GAMES	SCHEDULE		OF SCHEDULE	RPI	RPI		RPI	RPI
DIV. I ONLY		19-30-0	.38776	214	5-5-0		206	193	213		.44577	214
DIV. I NON-CONF.		10-13-0	.43478	177	0		268	276	240		.42709	238
TOTALS		RPI 1-25	RPI 26-50		W-L RECORDS		RPI 51-100		RPI 101-150		RPI 150+	
19-30-0		0-3-0	0-3-0		OVERALL		3-7-0		0-4-0		16-13-0	
6-9-0		0-0-0	0-0-0		HOME		0-2-0		0-3-0		6-4-0	
6-12-0		0-3-0	0-3-0		AWAY		3-2-0		0-1-0		3-3-0	
7-9-0		0-0-0	0-0-0		NEUTRAL		0-3-0		0-0-0		7-6-0	
10-13-0		0-0-0	0-0-0		NON-CONFERENCE		0-3-0		0-1-0		10-9-0	
0-2-0		0-0-0	0-0-0		HOME		0-0-0		0-0-0		0-2-0	
3-3-0		0-0-0	0-0-		AWAY		0-0-0		0-1-0		3-2-0	
7-8-0		0-0-0	0-0-0		NEUTRAL		0-3-0		0-0-0		7-5-0	
9-17-0		0-3-0	0-3-0		CONFERENCE		3-4-0		0-3-0		6-4-0	
6-7-0		0-0-0	0-0-0		HOME		0-2-0		0-3-0		6-2-0	
3-9-0		0-3-0	0-3-0		AWAY		3-2-0		0-0-0		0-1-0	
0-1-0		0-0-0	0-0-0		NEUTRAL		0-0-0		0-0-0		0-1-0	
RPI S	Opponent	Score	RPI S	Opponent	Score	RPI S	Opponent	Score	RPI S	Opponent	Score	
22 A	Drake	0 2	43 A	Southern Ill.	3 6	57 N	Western Ky.	0 8	102 A	Ohio	0 5	
22 A	Drake	2 7	43 A	Southern Ill.	0 2	77 N	DePaul	1 9	135 H	Illinois St.	1 8	
22 A	Drake	0 7	43 A	Southern Ill.	1 2	86 H	Bradley	1 3	135 H	Illinois St.	0 11	
						86 H	Bradley	2 4	135 H	Illinois St.	8 16	
						87 A	Missouri St.	11 7	151 A	Samford	4 3	
						87 A	Missouri St.	5 4	158 H	Loyola Chicago	9 1	
						87 A	Missouri St.	3 1	158 H	Loyola Chicago	6 9	
						89 N	Rutgers	1 9	158 H	Loyola Chicago	5 3	
						94 A	UNI	6 11	176 N	Creighton	4 2	
						94 A	UNI	0 8	178 H	UT Martin	1 9	
									181 N	Houston Baptist	2 6	
									184 A	ETSU	6 5	
									184 A	ETSU	2 1	
									184 A	ETSU	1 5	
									185 A	Tennessee Tech	0 7	
									193 N	Detroit Mercy	3 4	
									204 A	Indiana St.	2 3	
									204 H	Indiana St.	6 3	
									204 H	Indiana St.	1 5	
									205 N	Saint Louis	2 6	
									215 H	Valparaiso	9 1	
									215 H	Valparaiso	6 2	
									215 H	Valparaiso	4 3	
									215 N	Valparaiso	0 5	
									224 H	Butler	1 7	
									224 N	Butler	4 9	
									231 N	Siena	7 4	
LAST 10 GAMES			LAST 10 GAMES			LAST 10 GAMES			LAST 10 GAMES			
215 N	Valparaiso	0 5	215 H	Valparaiso	6 2	215 H	Valparaiso	6 2	215 H	Valparaiso	4 3	
22 A	Drake	2 7	215 H	Valparaiso	9 1	215 H	Valparaiso	9 1	215 N	Valparaiso	0 5	
22 A	Drake	0 7	204 A	Indiana St.	2 3	204 A	Indiana St.	2 3	224 H	Butler	1 7	
22 A	Drake	0 2	87 A	Missouri St.	5 4	87 A	Missouri St.	5 4	224 N	Butler	4 9	
215 H	Valparaiso	4 3	87 A	Missouri St.	11 7	87 A	Missouri St.	11 7	231 N	Siena	7 4	

Non-Div. I Games:

Evansville

Evansville

Average RPI Win:	179	WON-LOST	WINNING	LAST 10	STRENGTH OF	OPP. STRENGTH	TEAM	ADJ	CONF.	ADJ CONF.	
Average RPI Loss:	119	RECORD	PCT. RANK	GAMES	SCHEDULE	OF SCHEDULE	RPI	RPI	RPI	RPI	
DIV. I ONLY	16-31-0	.34043	233	1-9-0	193	128	219	.44574	215	12	12
DIV. I NON-CONF.	11-8-0	.57895	95	0	238	199	149	.48924	152	11	10
<hr/>											
TOTALS	RPI 1-25	RPI 26-50		W-L RECORDS		RPI 51-100		RPI 101-150		RPI 150+	
16-31-0	0-3-0	1-5-0		OVERALL		3-6-0		2-7-0		10-10-0	
5-9-0	0-3-0	0-0-0		HOME		1-1-0		0-3-0		4-2-0	
5-15-0	0-0-0	1-5-0		AWAY		2-5-0		1-0-0		1-5-0	
6-7-0	0-0-0	0-0-0		NEUTRAL		0-0-0		1-4-0		5-3-0	
11-8-0	0-0-0	1-2-0		NON-CONFERENCE		1-0-0		2-3-0		7-3-0	
2-0-0	0-0-0	0-0-0		HOME		0-0-0		0-0-0		2-0-0	
4-2-0	0-0-0	1-0-		AWAY		1-0-0		1-0-0		1-0-0	
5-6-0	0-0-0	0-0-0		NEUTRAL		0-0-0		1-3-0		4-3-0	
5-23-0	0-3-0	0-3-0		CONFERENCE		2-6-0		0-4-0		3-7-0	
3-9-0	0-3-0	0-0-0		HOME		1-1-0		0-3-0		2-2-0	
1-13-0	0-0-0	0-3-0		AWAY		1-5-0		0-0-0		0-5-0	
1-1-0	0-0-0	0-0-0		NEUTRAL		0-0-0		0-1-0		1-0-0	
RPI	S	Opponent	Score	RPI	S	Opponent	Score	RPI	S	Opponent	Score
22	H	Drake	0 10	28	A	Mississippi St.	3 8	84	A	NC State	4 0
22	H	Drake	3 14	28	A	Mississippi St.	0 10	86	A	Bradley	1 9
22	H	Drake	0 1	40	A	Lipscomb	2 1	86	A	Bradley	3 8
				43	A	Southern Ill.	1 20	86	A	Bradley	5 3
				43	A	Southern Ill.	4 5	87	H	Missouri St.	0 6
				43	A	Southern Ill.	3 5	87	H	Missouri St.	5 2
								94	A	UNI	1 17
								94	A	UNI	0 8
								94	A	UNI	3 11
										106	N SFA
										125	A UIC
										126	N Middle Tenn.
										126	N Middle Tenn.
										135	H Illinois St.
										135	H Illinois St.
										135	H Illinois St.
										135	N Illinois St.
										145	N Col. of Charleston
										158	A Loyola Chicago
										158	A Loyola Chicago
										158	H Loyola Chicago
										167	N Bucknell
										182	H Western Mich.
										192	A Charlotte
										204	H Indiana St.
										204	H Indiana St.
										204	H Indiana St.
										214	A Evansville
										214	A Evansville
										214	A Evansville
										214	N Evansville
										245	N Princeton
										248	N Wright St.
										251	H IUPUI
										258	N Buffalo
										268	N Wagner
LAST 10 GAMES											
				135	N	Illinois St.	1 4	214	A	Evansville	3 4
				214	N	Evansville	5 0	214	A	Evansville	2 6
				135	H	Illinois St.	0 1	214	A	Evansville	1 9
				135	H	Illinois St.	4 6	158	H	Loyola Chicago	2 5
				135	H	Illinois St.	0 1	204	H	Indiana St.	1 9

Non-Div. I Games:

Valparaiso

RPI	S	Opponent	Score	
268	N	Wagner	13	0
286	N	Delaware St.	12	1

Valparaiso

Average RPI Win:	177	WON-LOST	WINNING	LAST 10	STRENGTH OF	OPP. STRENGTH	TEAM	ADJ	CONF.	ADJ CONF.	
Average RPI Loss:	152	RECORD	PCT. RANK	GAMES	SCHEDULE	OF SCHEDULE	RPI	RPI	RPI	RPI	
DIV. I ONLY	21-32-0	.39623	205	4-6-0	221	180	218	.44348	216	15	14
DIV. I NON-CONF.	15-18-0	.45455	166	2-2-0	244	209	206	.45342	209	15	15
<hr/>											
TOTALS	RPI 1-25	RPI 26-50		W-L RECORDS		RPI 51-100		RPI 101-150		RPI 150+	
21-32-0	0-0-0	0-2-0		OVERALL		4-8-0		2-1-0		15-21-0	
6-10-0	0-0-0	0-0-0		HOME		0-0-0		1-1-0		5-9-0	
13-15-0	0-0-0	0-0-0		AWAY		3-8-0		1-0-0		9-7-0	
2-7-0	0-0-0	0-2-0		NEUTRAL		1-0-0		0-0-0		1-5-0	
15-18-0	0-0-0	0-2-0		NON-CONFERENCE		2-4-0		2-1-0		11-11-0	
4-3-0	0-0-0	0-0-0		HOME		0-0-0		1-1-0		3-2-0	
10-9-0	0-0-0	0-0-		AWAY		1-4-0		1-0-0		8-5-0	
1-6-0	0-0-0	0-2-0		NEUTRAL		1-0-0		0-0-0		0-4-0	
6-14-0	0-0-0	0-0-0		CONFERENCE		2-4-0		0-0-0		4-10-0	
2-7-0	0-0-0	0-0-0		HOME		0-0-0		0-0-0		2-7-0	
3-6-0	0-0-0	0-0-0		AWAY		2-4-0		0-0-0		1-2-0	
1-1-0	0-0-0	0-0-0		NEUTRAL		0-0-0		0-0-0		1-1-0	
<hr/>											
RPI	S	Opponent	Score	RPI	S	Opponent	Score	RPI	S	Opponent	Score
				42	N	Oregon St.	0 2	67	A	LMU (CA)	3 2
				42	N	Oregon St.	0 7	67	A	LMU (CA)	0 8
								73	A	UNC Greensboro	4 3
								73	A	UNC Greensboro	8 3
								78	N	Jacksonville St.	8 6
								81	A	USC Upstate	0 8
								81	A	USC Upstate	0 5
								90	A	Georgia Tech	6 9
								96	A	Chattanooga	5 6
								96	A	Chattanooga	0 3
								96	A	Chattanooga	0 6
								96	A	Chattanooga	1 2

Non-Div. I Games:

Western Caro.

RPI	S	Opponent	Score	
228	A	Georgia St.	5	4
228	A	Georgia St.	6	3
230	H	Sacred Heart	3	1
238	A	UC Santa Barbara	10	7
238	A	UC Santa Barbara	0	7
239	A	Alabama St.	9	8
252	N	Purdue Fort Wayne	7	8
262	N	Alabama A&M	1	4
264	A	Presbyterian	4	3
264	A	Presbyterian	1	3
265	A	N.C. Central	6	3
265	A	N.C. Central	3	2

Western Caro.

W
e
s
t
e
r
n
C
a
r
o
.

W
e
s
t
e
r
n
C
a
r
o
.

Average RPI Win:	261	WON-LOST RECORD	WINNING PCT. RANK	LAST 10 GAMES	STRENGTH OF SCHEDULE	OPP. STRENGTH OF SCHEDULE	TEAM RPI	ADJ RPI	CONF. RPI	ADJ CONF. RPI	
Average RPI Loss:	168										
DIV. I ONLY	30-17-0	.6383	63	5-5-0	294	270	222	.4433	217	31	31
DIV. I NON-CONF.	11-11-0	.5	134	0-2-0	286	198	222	.44515	216	31	31
<hr/>											
TOTALS	RPI 1-25	RPI 26-50		W-L RECORDS		RPI 51-100		RPI 101-150		RPI 150+	
30-17-0	0-0-0	0-1-0		OVERALL		1-3-0		0-4-0		29-9-0	
11-4-0	0-0-0	0-0-0		HOME		0-0-0		0-1-0		11-3-0	
9-8-0	0-0-0	0-1-0		AWAY		0-1-0		0-3-0		9-3-0	
10-5-0	0-0-0	0-0-0		NEUTRAL		1-2-0		0-0-0		9-3-0	
11-11-0	0-0-0	0-1-0		NON-CONFERENCE		1-3-0		0-4-0		10-3-0	
2-3-0	0-0-0	0-0-0		HOME		0-0-0		0-1-0		2-2-0	
2-5-0	0-0-0	0-0-		AWAY		0-1-0		0-3-0		2-0-0	
7-3-0	0-0-0	0-0-0		NEUTRAL		1-2-0		0-0-0		6-1-0	
19-6-0	0-0-0	0-0-0		CONFERENCE		0-0-0		0-0-0		19-6-0	
9-1-0	0-0-0	0-0-0		HOME		0-0-0		0-0-0		9-1-0	
7-3-0	0-0-0	0-0-0		AWAY		0-0-0		0-0-0		7-3-0	
3-2-0	0-0-0	0-0-0		NEUTRAL		0-0-0		0-0-0		3-2-0	
RPI S	Opponent	Score	RPI S	Opponent	Score	RPI S	Opponent	Score	RPI S	Opponent	Score
			50 A	Texas A&M	0 8	53 A	UT Arlington	1 2	106 H	SFA	4 10
						53 N	UT Arlington	0 10	130 A	Southeastern La.	0 7
						61 N	Wichita St.	5 2	142 A	Northwestern St.	0 7
						87 N	Missouri St.	2 6	142 A	Northwestern St.	6 7
									166 N	UTSA	6 2
									181 H	Houston Baptist	2 3
									187 N	SIUE	8 6
									218 A	Texas Southern	4 1
									218 A	Texas Southern	8 9
									218 A	Texas Southern	0 5
									218 N	Texas Southern	3 5
									227 N	Tennessee St.	4 1
									229 N	Abilene Christian	0 9
									239 A	Alabama St.	2 3
									239 N	Alabama St.	3 11
									250 A	A&M-Corpus Christi	3 2
									250 A	A&M-Corpus Christi	5 4
									250 H	A&M-Corpus Christi	13 4
									250 H	A&M-Corpus Christi	2 8
									262 N	Alabama A&M	6 1
									265 N	N.C. Central	13 2
			LAST 10 GAMES						269 A	Alcorn	9 7
			218 N	Texas Southern	3 5	142 A	Northwestern St.	0 7	269 A	Alcorn	9 0
			239 A	Alabama St.	2 3	142 A	Northwestern St.	6 7	269 A	Alcorn	3 1
			262 N	Alabama A&M	6 1	293 H	Ark.-Pine Bluff	12 4	269 N	Alcorn	3 0
			269 N	Alcorn	3 0	293 H	Ark.-Pine Bluff	8 0	278 H	Jackson St.	11 1
			218 A	Texas Southern	0 5	293 H	Ark.-Pine Bluff	5 0	278 H	Jackson St.	9 3

Non-Div. I Games:

Prairie View

RPI	S	Opponent	Score	
278	H	Jackson St.	8	1
280	N	Howard	7	1
286	H	Delaware St.	5	4
286	N	Delaware St.	4	1
292	A	Grambling	16	5
292	A	Grambling	6	3
292	A	Grambling	14	4
292	N	Grambling	12	3
293	H	Ark.-Pine Bluff	12	4
293	H	Ark.-Pine Bluff	5	0
293	H	Ark.-Pine Bluff	8	0
295	H	Southern U.	4	3
295	H	Southern U.	5	1
295	H	Southern U.	0	2
295	H	Southern U.	8	0

Prairie View

P
r
a
i
r
i
e
V
i
e
w

P
r
a
i
r
i
e
V
i
e
w

RPI	S	Opponent	Score	
292	H	Grambling	11	0
292	H	Grambling	12	0
293	A	Ark.-Pine Bluff	4	1
293	A	Ark.-Pine Bluff	7	5
295	A	Southern U.	8	6
295	A	Southern U.	5	3
295	A	Southern U.	2	1

Texas Southern

T
e
x
a
s
S
o
u
t
h
e
r
n

T
e
x
a
s
S
o
u
t
h
e
r
n

Average RPI Win:		214	WON-LOST RECORD		WINNING PCT. RANK	LAST 10 GAMES	STRENGTH OF SCHEDULE		OPP. STRENGTH OF SCHEDULE	TEAM RPI	ADJ RPI	CONF. RPI	ADJ CONF. RPI
Average RPI Loss:		122											
DIV. I ONLY		21-31-0			.40385 196	8-2-0	228		168	220	.44178 219	26	25
DIV. I NON-CONF.		10-21-0			.32258 232	0	166		114	212	.44758 213	25	23
TOTALS		RPI 1-25	RPI 26-50		W-L RECORDS		RPI 51-100		RPI 101-150		RPI 150+		
21-31-0		0-1-0	0-5-0		OVERALL		3-8-0		0-4-0		18-13-0		
12-4-0		0-0-0	0-0-0		HOME		3-1-0		0-0-0		9-3-0		
4-14-0		0-0-0	0-3-0		AWAY		0-4-0		0-3-0		4-4-0		
5-13-0		0-1-0	0-2-0		NEUTRAL		0-3-0		0-1-0		5-6-0		
10-21-0		0-1-0	0-5-0		NON-CONFERENCE		3-8-0		0-1-0		7-6-0		
5-2-0		0-0-0	0-0-0		HOME		3-1-0		0-0-0		2-1-0		
1-7-0		0-0-0	0-0-0		AWAY		0-4-0		0-0-0		1-0-0		
4-12-0		0-1-0	0-2-0		NEUTRAL		0-3-0		0-1-0		4-5-0		
11-10-0		0-0-0	0-0-0		CONFERENCE		0-0-0		0-3-0		11-7-0		
7-2-0		0-0-0	0-0-0		HOME		0-0-0		0-0-0		7-2-0		
3-7-0		0-0-0	0-0-0		AWAY		0-0-0		0-3-0		3-4-0		
1-1-0		0-0-0	0-0-0		NEUTRAL		0-0-0		0-0-0		1-1-0		
RPI S	Opponent	Score	RPI S	Opponent	Score	RPI S	Opponent	Score	RPI S	Opponent	Score		
12 N	Northwestern	0 4	31 A	Stanford	3 7	63 A	Fresno St.	0 6	108 A	Weber St.	1 2		
			31 A	Stanford	0 8	63 A	Fresno St.	0 8	108 A	Weber St.	2 5		
			47 N	North Dakota St.	2 5	64 N	Texas St.	5 7	108 A	Weber St.	0 5		
			49 A	San Jose St.	2 4	64 N	Texas St.	3 11	124 N	Ball St.	1 9		
			49 N	San Jose St.	5 6	68 A	UC Davis	1 2	161 N	Utah St.	1 11		
						68 H	UC Davis	4 10	162 A	Sacramento St.	1 9		
						72 A	New Mexico St.	3 6	162 A	Sacramento St.	2 8		
						86 N	Bradley	6 7	162 A	Sacramento St.	5 8		
						95 H	Nevada	6 5	162 A	Sacramento St.	4 6		
						95 H	Nevada	4 3	190 N	Cal Poly	4 2		
						95 H	Nevada	5 4	197 H	Idaho St.	1 6		
									197 H	Idaho St.	4 3		
									197 H	Idaho St.	2 3		
									202 N	California Baptist	1 10		
									207 H	Portland St.	7 4		
									207 H	Portland St.	11 7		
									207 H	Portland St.	9 1		
									207 N	Portland St.	11 5		
									222 H	Utah Valley	10 3		
									222 H	Utah Valley	5 4		
									222 H	Utah Valley	8 12		
									226 N	North Dakota	2 6		
									234 H	Northern Colo.	6 4		
									234 H	Northern Colo.	4 2		
									234 H	Northern Colo.	4 2		
									234 N	Northern Colo.	0 1		
									238 N	UC Santa Barbara	6 11		
Non-Div. I Games:		Providence (MT)	10 2	Carroll (MT)	5 1	Providence (MT)	12 2	Carroll (MT)	7 2	Montana			

Montana

[illegible]

Non-Div. I Games:

Pacific

RPI	S	Opponent	Score	
256	N	CSU Bakersfield	5	6
258	N	Buffalo	11	0
281	H	Fairleigh Dickinson	4	2
281	H	Fairleigh Dickinson	3	0
287	H	Rider	5	3
287	H	Rider	11	1

Pacific

P
a
c
i
f
i
c

P
a
c
i
f
i
c

Average RPI Win:	233	WON-LOST	WINNING	LAST 10	STRENGTH OF	OPP. STRENGTH	TEAM	ADJ	CONF.	ADJ CONF.																								
Average RPI Loss:	202	RECORD	PCT. RANK	GAMES	SCHEDULE	OF SCHEDULE	RPI	RPI	RPI	RPI																								
DIV. I ONLY	26-24-0	.52	131	4-6-0	268	265	217	.44133	221	30	30																							
DIV. I NON-CONF.	16-12-0	.57143	98	1-1-0	254	259	174	.46812	188	30	30																							
TOTALS	RPI 1-25	RPI 26-50	W-L RECORDS	RPI 51-100	RPI 101-150	RPI 150+																												
26-24-0	0-0-0	0-0-0	OVERALL	0-1-0	2-6-0	24-17-0																												
8-6-0	0-0-0	0-0-0	HOME	0-0-0	0-0-0	8-6-0																												
12-11-0	0-0-0	0-0-0	AWAY	0-0-0	0-5-0	12-6-0																												
6-7-0	0-0-0	0-0-0	NEUTRAL	0-1-0	2-1-0	4-5-0																												
16-12-0	0-0-0	0-0-0	NON-CONFERENCE	0-1-0	2-4-0	14-7-0																												
2-2-0	0-0-0	0-0-0	HOME	0-0-0	0-0-0	2-2-0																												
8-5-0	0-0-0	0-0-	AWAY	0-0-0	0-3-0	8-2-0																												
6-5-0	0-0-0	0-0-0	NEUTRAL	0-1-0	2-1-0	4-3-0																												
10-12-0	0-0-0	0-0-0	CONFERENCE	0-0-0	0-2-0	10-10-0																												
6-4-0	0-0-0	0-0-0	HOME	0-0-0	0-0-0	6-4-0																												
4-6-0	0-0-0	0-0-0	AWAY	0-0-0	0-2-0	4-4-0																												
0-2-0	0-0-0	0-0-0	NEUTRAL	0-0-0	0-0-0	0-2-0																												
RPI S Opponent Score	RPI S Opponent Score	RPI S Opponent Score	RPI S Opponent Score	RPI S Opponent Score	RPI S Opponent Score	RPI S Opponent Score																												
				73 N UNC Greensboro 1 9	112 A Stony Brook 2 5	112 A Stony Brook 1 6	115 N George Washington 6 5	123 N Maryland 6 5	127 A Monmouth 1 2	127 A Monmouth 0 8	133 A Villanova 5 9	147 N Fla. Atlantic 4 12	152 A Campbell 10 1	159 A Boston College 0 4	177 H Seton Hall 4 9	178 N UT Martin 3 2	183 A Marist 1 5	183 A Marist 2 8	191 H Columbia 4 1	195 A Stetson 3 1	200 N Bethune-Cookman 3 1	200 N Bethune-Cookman 11 0	230 A Sacred Heart 5 2	230 H Sacred Heart 3 13	231 A Siena 3 2	231 A Siena 0 1	231 N Siena 0 1	240 A Iona 6 5	240 A Iona 6 1	243 N Bryant 2 7	243 N Bryant 1 6			
				LAST 10 GAMES																														
				266 N Niagara 2 3	287 A Rider 5 0	249 H Hartford 4 0	240 A Iona 6 5	240 A Iona 6 1	243 N Bryant 2 7	243 N Bryant 1 6																								
				231 N Siena 0 1	240 A Iona 6 5	240 A Iona 6 1	243 N Bryant 2 7	243 N Bryant 1 6																										
				127 A Monmouth 1 2	240 A Iona 6 5	240 A Iona 6 1	243 N Bryant 2 7	243 N Bryant 1 6																										
				127 A Monmouth 0 8	240 A Iona 6 1	243 N Bryant 2 7	243 N Bryant 1 6																											
				287 A Rider 0 8	240 A Iona 6 1	243 N Bryant 2 7	243 N Bryant 1 6																											
				287 A Rider 0 8	240 A Iona 6 1	243 N Bryant 2 7	243 N Bryant 1 6																											

Non-Div. I Games:

Fairfield

Utah Valley

Through Games Of June 4, 2019 (FINAL)

Average RPI Win: 219		WON-LOST RECORD		WINNING PCT. RANK		LAST 10 GAMES		STRENGTH OF SCHEDULE		OPP. STRENGTH OF SCHEDULE		TEAM RPI		ADJ RPI		CONF. RPI		ADJ CONF. RPI	
DIV. I ONLY		15-31-0		.32609 240		3-7-0		188		174		228		.44129 222		17		16	
DIV. I NON-CONF.		8-18-0		.30769 235		0-3-0		237		172		248		.42605 240		18		18	
TOTALS		RPI 1-25		RPI 26-50		W-L RECORDS		RPI 51-100		RPI 101-150		RPI 150+							
15-31-0		0-1-0		0-3-0		OVERALL		2-12-0		0-4-0		13-11-0							
6-7-0		0-1-0		0-0-0		HOME		0-3-0		0-2-0		6-1-0							
5-17-0		0-0-0		0-2-0		AWAY		2-6-0		0-1-0		3-8-0							
4-7-0		0-0-0		0-1-0		NEUTRAL		0-3-0		0-1-0		4-2-0							
8-18-0		0-1-0		0-3-0		NON-CONFERENCE		1-3-0		0-4-0		7-7-0							
0-4-0		0-1-0		0-0-0		HOME		0-0-0		0-2-0		0-1-0							
4-8-0		0-0-0		0-0-		AWAY		1-0-0		0-1-0		3-5-0							
4-6-0		0-0-0		0-1-0		NEUTRAL		0-3-0		0-1-0		4-1-0							
7-13-0		0-0-0		0-0-0		CONFERENCE		1-9-0		0-0-0		6-4-0							
6-3-0		0-0-0		0-0-0		HOME		0-3-0		0-0-0		6-0-0							
1-9-0		0-0-0		0-0-0		AWAY		1-6-0		0-0-0		0-3-0							
0-1-0		0-0-0		0-0-0		NEUTRAL		0-0-0		0-0-0		0-1-0							
RPI	S	Opponent		Score		RPI	S	Opponent		Score		RPI	S	Opponent		Score			
3	H	Washington		0 9		37	N	Notre Dame		0 16		56	H	Seattle U		1 4			
						45	A	UNLV		0 8		56	H	Seattle U		1 11			
						45	A	UNLV		0 2		56	H	Seattle U		1 12			
												72	A	New Mexico St.		9 7			
												72	A	New Mexico St.		0 1			
												72	A	New Mexico St.		1 6			
												74	A	Grand Canyon		4 8			
												74	A	Grand Canyon		0 8			
												74	A	Grand Canyon		0 2			
												74	A	Grand Canyon		4 6			
												79	N	Miami (OH)		3 5			
												79	N	Miami (OH)		2 5			
												80	N	Long Beach St.		10 16			
												100	A	Utah		5 2			

Non-Div. I Games:

Utah Valley

RPI	S	Opponent	Score	
288	N	Southern Utah	10	3

Utah Valley

U
t
a
h
V
a
l
l
e
y

U
t
a
h
V
a
l
l
e
y

E
a
s
t
e
r
n
I
l
l
.

Eastern Illinois.

Eastern Ill.

RPI	S	Opponent	Score	
214	N	Evansville	9	4
223	H	Eastern Ill.	0	3
225	H	Georgetown	5	6
225	H	Georgetown	1	3
245	N	Princeton	4	6
251	A	IUPUI	7	6
251	N	IUPUI	8	0
252	H	Purdue Fort Wayne	3	2
270	N	Holy Cross	6	3
271	N	Cleveland St.	9	6
274	N	Green Bay	11	0
282	N	La Salle	6	5

Butler

B
u
t
l
e
r

B
u
t
l
e
r

[illegible]

Non-Div. I Games:

Georgetown

RPI	S	Opponent	Score
177	A	Seton Hall	4 8
177	A	Seton Hall	6 5
189	N	Colgate	0 5
194	A	Jacksonville	1 5
199	N	Furman	6 7
209	N	Charleston So.	3 1
212	A	George Mason	9 6
222	N	Utah Valley	7 6
224	A	Butler	6 5
224	A	Butler	3 1
246	N	Manhattan	8 7
255	N	Oakland	7 8
255	N	Oakland	10 19
279	H	Brown	10 7
282	N	La Salle	4 5

Georgetown

Average RPI Win:	193	WON-LOST RECORD	WINNING PCT. RANK	LAST 10 GAMES	STRENGTH OF SCHEDULE	OPP. STRENGTH OF SCHEDULE	TEAM RPI	ADJ RPI	CONF. RPI	ADJ CONF. RPI	
Average RPI Loss:	138										
DIV. I ONLY	22-34-0	.39286	208	3-7-0	237	157	224	.43832	226	22	21
DIV. I NON-CONF.	15-22-0	.40541	199	0	250	149	224	.44028	225	20	20
<hr/>											
TOTALS	RPI 1-25	RPI 26-50		W-L RECORDS		RPI 51-100		RPI 101-150		RPI 150+	
22-34-0	0-0-0	1-6-0		OVERALL		2-6-0		2-6-0		17-16-0	
2-4-0	0-0-0	0-0-0		HOME		0-0-0		2-1-0		0-3-0	
10-20-0	0-0-0	1-3-0		AWAY		1-6-0		0-4-0		8-7-0	
10-10-0	0-0-0	0-3-0		NEUTRAL		1-0-0		0-1-0		9-6-0	
15-22-0	0-0-0	0-4-0		NON-CONFERENCE		2-6-0		0-1-0		13-11-0	
0-0-0	0-0-0	0-0-0		HOME		0-0-0		0-0-0		0-0-0	
5-13-0	0-0-0	0-0-		AWAY		1-6-0		0-1-0		4-5-0	
10-9-0	0-0-0	0-3-0		NEUTRAL		1-0-0		0-0-0		9-6-0	
7-12-0	0-0-0	1-2-0		CONFERENCE		0-0-0		2-5-0		4-5-0	
2-4-0	0-0-0	0-0-0		HOME		0-0-0		2-1-0		0-3-0	
5-7-0	0-0-0	1-2-0		AWAY		0-0-0		0-3-0		4-2-0	
0-1-0	0-0-0	0-0-0		NEUTRAL		0-0-0		0-1-0		0-0-0	
RPI	S	Opponent	Score	RPI	S	Opponent	Score	RPI	S	Opponent	Score
				30	N	Tulsa	4 13				
				30	N	Tulsa	0 2				
				40	N	Lipscomb	0 7				
				45	A	UNLV	1 10				
				47	A	North Dakota St.	6 4				
				47	A	North Dakota St.	0 3				
				47	A	North Dakota St.	0 14				
	</										

Non-Div. I Games:

North Dakota

North Dakota

Average RPI Win:		213	WON-LOST RECORD		WINNING PCT. RANK		LAST 10 GAMES		STRENGTH OF SCHEDULE		OPP. STRENGTH OF SCHEDULE		TEAM RPI	ADJ RPI		CONF. RPI	ADJ CONF. RPI	
DIV. I ONLY			13-29-0		.30952	247	3-7-0		159		205		227	.43827		227	18	18
DIV. I NON-CONF.			7-13-0		.35	221	0-2-0		132		256		209	.45265		211	17	17
TOTALS		RPI 1-25		RPI 26-50		W-L RECORDS		RPI 51-100		RPI 101-150		RPI 150+						
13-29-0		0-3-0		0-1-0		OVERALL		1-6-0		1-8-0		11-11-0						
6-15-0		0-0-0		0-0-0		HOME		1-5-0		0-2-0		5-8-0						
3-9-0		0-2-0		0-0-0		AWAY		0-0-0		1-5-0		2-2-0						
4-5-0		0-1-0		0-1-0		NEUTRAL		0-1-0		0-1-0		4-1-0						
7-13-0		0-3-0		0-1-0		NON-CONFERENCE		0-1-0		0-3-0		7-5-0						
3-6-0		0-0-0		0-0-0		HOME		0-0-0		0-2-0		3-4-0						
0-2-0		0-2-0		0-0-		AWAY		0-0-0		0-0-0		0-0-0						
4-5-0		0-1-0		0-1-0		NEUTRAL		0-1-0		0-1-0		4-1-0						
6-16-0		0-0-0		0-0-0		CONFERENCE		1-5-0		1-5-0		4-6-0						
3-9-0		0-0-0		0-0-0		HOME		1-5-0		0-0-0		2-4-0						
3-7-0		0-0-0		0-0-0		AWAY		0-0-0		1-5-0		2-2-0						
0-0-0		0-0-0		0-0-0		NEUTRAL		0-0-0		0-0-0		0-0-0						
RPI	S	Opponent		Score		RPI	S	Opponent		Score		RPI	S	Opponent		Score		
17	A	Tennessee		2	15	44	N	Louisiana Tech		4	5	57	N	Western Ky.		0	5	
17	A	Tennessee		0	8							59	H	Southeast Mo. St.		0	8	
20	N	Auburn		4	11							59	H	Southeast Mo. St.		1	11	
												78	H	Jacksonville St.		0	8	
												78	H	Jacksonville St.		2	4	
												91	H	Eastern Ky.		0	2	
												91	H	Eastern Ky.		1	0	
												103	A	Austin Peay		1	9	
												103	A	Austin Peay		1	4	
												110	H	Appalachian St.		9	10	
												122	A	Belmont		5	10	
												122	A	Belmont		1	9	
												126	H	Middle Tenn.		2	9	
												129	A	Murray St.		2	1	
												129	A	Murray St.		1	7	
												146	N	South Alabama		1	9	
												178	H	UT Martin		2	6	
												178	H	UT Martin		0	5	
												183	H	Marist		2	6	
												184	H	ETSU		4	3	
												185	H	Tennessee Tech		5	11	
												185	H	Tennessee Tech		3	2	
												187	A	SIUE		6	5	
												187	A	SIUE		6	0	
												188	N	Florida A&M		4	3	
												207	H	Portland St.		4	5	
												217	N	Prairie View		1	4	
												223	A	Eastern Ill.		4	7	
												223	A	Eastern Ill.		0	1	
												239	N	Alabama St.		4	1	
												253	H	Maine		3	9	
												253	H	Maine		1	6	
												262	H	Alabama A&M		9	4	
												262	H	Alabama A&M		10	2	
				LAST 10 GAMES														
						283	H	Morehead St.		0	3	187	A	SIUE		6	0	
						283	H	Morehead St.		6	1	17	A	Tennessee		0	8	
						223	A	Eastern Ill.		4	7	17	A	Tennessee		2	15	
						223	A	Eastern Ill.		0	1	78	H	Jacksonville St.		2	4	
						187	A	SIUE		6	5	78	H	Jacksonville St.		0	8	

Non-Div. I Games:

Tennessee St.

RPI	S	Opponent	Score	
283	H	Morehead St.	0	3
283	H	Morehead St.	6	1
286	N	Delaware St.	8	7
290	N	Savannah St.	9	4

Tennessee St.

T
e
n
n
e
s
s
e
e
s
t
.

T
e
n
n
e
s
s
e
e
s
t
.

Average RPI Win: 137		WON-LOST	WINNING	LAST 10	STRENGTH OF		OPP. STRENGTH	TEAM	ADJ	CONF.	ADJ CONF.
Average RPI Loss: 98		RECORD	PCT. RANK	GAMES	SCHEDULE		OF SCHEDULE	RPI	RPI	RPI	RPI
DIV. I ONLY		8-46-0	.14815	293	1-9-0		57	80	231	.43767	228
DIV. I NON-CONF.		3-23-0	.11538	286	0-1-0		44	77	230	.43678	228
TOTALS		RPI 1-25	RPI 26-50		W-L RECORDS		RPI 51-100		RPI 101-150		RPI 150+
8-46-0		0-8-0	0-4-0		OVERALL		2-16-0		3-6-0		3-12-0
6-14-0		0-1-0	0-0-0		HOME		2-2-0		3-6-0		1-5-0
1-23-0		0-6-0	0-2-0		AWAY		0-11-0		0-0-0		1-4-0
1-9-0		0-1-0	0-2-0		NEUTRAL		0-3-0		0-0-0		1-3-0
3-23-0		0-5-0	0-4-0		NON-CONFERENCE		0-5-0		1-2-0		2-7-0
1-7-0		0-1-0	0-0-0		HOME		0-1-0		1-2-0		0-3-0
1-8-0		0-3-0	0-0-0		AWAY		0-2-0		0-0-0		1-1-0
1-8-0		0-1-0	0-2-0		NEUTRAL		0-2-0		0-0-0		1-3-0
5-23-0		0-3-0	0-0-0		CONFERENCE		2-11-0		2-4-0		1-5-0
5-7-0		0-0-0	0-0-0		HOME		2-1-0		2-4-0		1-2-0
0-15-0		0-3-0	0-0-0		AWAY		0-9-0		0-0-0		0-3-0
0-1-0		0-0-0	0-0-0		NEUTRAL		0-1-0		0-0-0		0-0-0
RPI S	Opponent	Score	RPI S	Opponent	Score	RPI S	Opponent	Score	RPI S	Opponent	Score
2 N	UCLA	1 9	27 N	Virginia Tech	0 6	53 H	UT Arlington	3 2	110 H	Appalachian St.	1 0
6 A	Alabama	1 5	27 N	Virginia Tech	1 5	53 H	UT Arlington	7 6	110 H	Appalachian St.	5 6
18 A	Louisiana	2 10	32 A	South Fla.	2 6	53 H	UT Arlington	3 6	110 H	Appalachian St.	0 7
18 A	Louisiana	3 12	32 A	South Fla.	0 4	53 N	UT Arlington	1 9	137 H	Fordham	4 5
18 A	Louisiana	2 10				63 N	Fresno St.	1 10	137 H	Fordham	5 4
20 H	Auburn	1 12				64 A	Texas St.	0 5	146 H	South Alabama	5 2
23 A	South Carolina	3 7				64 A	Texas St.	0 6	146 H	South Alabama	6 14
25 A	Georgia	1 5				64 A	Texas St.	3 4	146 H	South Alabama	8 14
						65 A	Troy	1 3	149 H	Hofstra	8 10
						65 A	Troy	1 2	151 A	Samford	1 5
						65 A	Troy	0 3	164 A	Kennesaw St.	3 2
						76 A	Coastal Caro.	0 1	164 H	Kennesaw St.	0 9
						76 A	Coastal Caro.	3 6	171 N	Mercer	0 6
						76 A	Coastal Caro.	0 5	173 A	Ga. Southern	1 10
						77 N	DePaul	0 4	173 A	Ga. Southern	0 2
						90 A	Georgia Tech	3 8	173 A	Ga. Southern	5 6
						90 H	Georgia Tech	6 12	207 H	La.-Monroe	10 2
						93 A	Hawaii	0 8	207 H	La.-Monroe	2 6
									207 H	La.-Monroe	4 5
									216 H	Western Caro.	3 6
									216 H	Western Caro.	4 5
									223 N	Eastern Ill.	4 8
									223 N	Eastern Ill.	9 2
									237 N	Saint Mary's (CA)	5 7
			LAST 10 GAMES								
			173 A	Ga. Southern	0 2	207 H	La.-Monroe	10 2			
			173 A	Ga. Southern	1 10	25 A	Georgia	1 5			
			173 A	Ga. Southern	5 6	18 A	Louisiana	2 10			
			207 H	La.-Monroe	4 5	18 A	Louisiana	3 12			
			207 H	La.-Monroe	2 6	18 A	Louisiana	2 10			

Non-Div. I Games:

Georgia St.

[illegible]

Non-Div. I Games:

Abilene Christian

[illegible]

Non-Div. I Games:

Sacred Heart

RPI	S	Opponent	Score	
244	N	Mt. St. Mary's	3	4
246	H	Manhattan	2	3
246	H	Manhattan	1	7
249	H	Hartford	1	3
249	H	Hartford	4	0
249	N	Hartford	10	3
254	A	Yale	2	1
254	A	Yale	1	4
255	N	Oakland	11	7
261	A	Robert Morris	5	1
261	A	Robert Morris	4	1
267	H	Central Conn. St.	6	7
267	H	Central Conn. St.	8	0
268	H	Wagner	3	2
268	H	Wagner	4	5
271	N	Cleveland St.	4	3
276	H	Quinnipiac	5	4
276	H	Quinnipiac	6	8
276	N	Quinnipiac	8	0
276	N	Quinnipiac	2	8
281	A	Fairleigh Dickinson	2	3
281	A	Fairleigh Dickinson	5	1
284	N	Cornell	4	2
284	N	Cornell	7	4
296	N	Saint Peter's	8	0

Sacred Heart

S
a
c
r
e
d
H
e
a
r
t

S
a
c
r
e
d
H
e
a
r
t

[illegible]

Non-Div. I Games:

Siena

RPI	S	Opponent	Score	
246	A	Manhattan	0	2
249	A	Hartford	5	7
249	H	Hartford	0	11
249	H	Hartford	8	3
257	H	Canisius	3	2
257	H	Canisius	4	1
264	N	Presbyterian	4	1
266	A	Niagara	7	6
266	A	Niagara	3	4
266	N	Niagara	1	5
270	H	Holy Cross	6	2
270	H	Holy Cross	7	9
276	A	Quinnipiac	7	1
276	A	Quinnipiac	4	2
284	N	Cornell	10	2
287	H	Rider	7	1
287	H	Rider	6	0
296	A	Saint Peter's	9	1
296	A	Saint Peter's	4	0

Siena

S
i
e
n
a

S
i
e
n
a

[illegible]

Non-Div. I Games:

Dartmouth

Dartmouth

Average RPI Win:	253	WON-LOST	WINNING	LAST 10	STRENGTH OF	OPP. STRENGTH	TEAM	ADJ	CONF.	ADJ CONF.	
Average RPI Loss:	165	RECORD	PCT. RANK	GAMES	SCHEDULE	OF SCHEDULE	RPI	RPI	RPI	RPI	
DIV. I ONLY	25-29-0	.46296	173	4-6-0	264	255	234	.43405	233	29	27
DIV. I NON-CONF.	12-18-0	.4	200	0	253	240	236	.43068	231	29	27
<hr/>											
TOTALS	RPI 1-25	RPI 26-50		W-L RECORDS		RPI 51-100		RPI 101-150		RPI 150+	
25-29-0	0-1-0	0-0-0		OVERALL		1-5-0		0-8-0		24-15-0	
12-6-0	0-0-0	0-0-0		HOME		1-1-0		0-3-0		11-2-0	
11-12-0	0-1-0	0-0-0		AWAY		0-1-0		0-2-0		11-8-0	
2-11-0	0-0-0	0-0-0		NEUTRAL		0-3-0		0-3-0		2-5-0	
<hr/>											
12-18-0	0-1-0	0-0-0		NON-CONFERENCE		1-5-0		0-5-0		11-7-0	
5-1-0	0-0-0	0-0-0		HOME		1-1-0		0-0-0		4-0-0	
5-8-0	0-1-0	0-0-		AWAY		0-1-0		0-2-0		5-4-0	
2-9-0	0-0-0	0-0-0		NEUTRAL		0-3-0		0-3-0		2-3-0	
<hr/>											
13-11-0	0-0-0	0-0-0		CONFERENCE		0-0-0		0-3-0		13-8-0	
7-5-0	0-0-0	0-0-0		HOME		0-0-0		0-3-0		7-2-0	
6-4-0	0-0-0	0-0-0		AWAY		0-0-0		0-0-0		6-4-0	
0-2-0	0-0-0	0-0-0		NEUTRAL		0-0-0		0-0-0		0-2-0	
<hr/>											
RPI	S	Opponent	Score	RPI	S	Opponent	Score	RPI	S	Opponent	Score
23	A	South Carolina	1 10					75	H	Kent St.	4 3
								75	H	Kent St.	0 10
								79	N	Miami (OH)	0 6
								81	A	USC Upstate	1 2
								84	N	NC State	0 1
								91	N	Eastern Ky.	2 5
						</					

Non-Div. I Games:

Youngstown St.

RPI	S	Opponent	Score	
255	N	Oakland	4	6
257	N	Canisius	1	2
257	N	Canisius	4	0
259	N	Rhode Island	1	7
260	H	Akron	2	1
260	H	Akron	6	5
261	A	Robert Morris	1	4
261	A	Robert Morris	3	2
265	A	N.C. Central	6	4
265	A	N.C. Central	3	0
266	A	Niagara	8	3
266	A	Niagara	6	5
271	H	Cleveland St.	4	2
271	H	Cleveland St.	3	0
271	H	Cleveland St.	2	1
274	A	Green Bay	4	0
274	A	Green Bay	8	0
274	A	Green Bay	6	5
291	H	St. Bonaventure	1	0
291	H	St. Bonaventure	5	1

Youngstown St.

Northern Colo.

1
6
1
1
1
6
1
6
6
1
6

Northern Colo.

Average RPI Win:		235	WON-LOST RECORD		WINNING PCT. RANK		LAST 10 GAMES		STRENGTH OF SCHEDULE		OPP. STRENGTH OF SCHEDULE		TEAM RPI		ADJ RPI		CONF. RPI		ADJ CONF. RPI										
DIV. I ONLY			22-33-0		.4		200		5-5-0		230		253		235		.43238		235		29		27						
DIV. I NON-CONF.			7-20-0		.25926		250		0-2-0		148		206		234		.42963		233		29		27						
TOTALS		RPI 1-25		RPI 26-50		W-L RECORDS		RPI 51-100		RPI 101-150		RPI 150+																	
22-33-0		0-1-0		0-1-0		OVERALL		0-8-0		2-7-0		20-16-0																	
6-9-0		0-1-0		0-0-0		HOME		0-2-0		0-0-0		6-6-0																	
6-11-0		0-0-0		0-0-0		AWAY		0-3-0		1-4-0		5-4-0																	
10-13-0		0-0-0		0-1-0		NEUTRAL		0-3-0		1-3-0		9-6-0																	
7-20-0		0-1-0		0-1-0		NON-CONFERENCE		0-8-0		1-5-0		6-5-0																	
0-3-0		0-1-0		0-0-0		HOME		0-2-0		0-0-0		0-0-0																	
0-6-0		0-0-0		0-0-		AWAY		0-3-0		0-2-0		0-1-0																	
7-11-0		0-0-0		0-1-0		NEUTRAL		0-3-0		1-3-0		6-4-0																	
15-13-0		0-0-0		0-0-0		CONFERENCE		0-0-0		1-2-0		14-11-0																	
6-6-0		0-0-0		0-0-0		HOME		0-0-0		0-0-0		6-6-0																	
6-5-0		0-0-0		0-0-0		AWAY		0-0-0		1-2-0		5-3-0																	
3-2-0		0-0-0		0-0-0		NEUTRAL		0-0-0		0-0-0		3-2-0																	
RPI	S	Opponent		Score		RPI	S	Opponent		Score		RPI	S	Opponent		Score													
16	H	Kentucky		0 13		46	N	Cal St. Fullerton		0 3		68	N	UC Davis		0 3													
												70	N	Longwood		1 6													
												71	A	Elon		2 9													
												73	A	UNC Greensboro		2 5													
												79	H	Miami (OH)		2 3													
												79	H	Miami (OH)		1 5													
												91	A	Eastern Ky.		3 6													
												95	N	Nevada		0 12													
														102 A Ohio		1 3													
														114 N UMass Lowell		4 6													
														116 N Virginia		1 11													
														116 N Virginia		2 4													
														122 A Belmont		5 6													
														125 A UIC		4 2													
														125 A UIC		4 7													
														125 A UIC		9 17													
														134 N CSUN		4 3													
														193 A Detroit Mercy		0 4													
														193 A Detroit Mercy		2 3													
														193 A Detroit Mercy		6 4													
														193 N Detroit Mercy		1 4													
														197 N Idaho St.		7 5													
														197 N Idaho St.		3 0													
														197 N Idaho St.		1 2													
														198 N Dayton		1 3													
														233 H Youngstown St.		0 2													
														233 H Youngstown St.		5 4													
														233 H Youngstown St.		3 1													
														233 N Youngstown St.		6 0													
														240 N Iona		5 1													
														240 N Iona		3 2													
														242 A Santa Clara		0 1													
														248 A Wright St.		6 5													
														248 A Wright St.		13 7													
														248 A Wright St.		4 5													
LAST 10 GAMES						271 H Cleveland St.						8 0		240 N Iona						3 2									
193 N Detroit Mercy						1 4						271 H Cleveland St.						6 9		242 A Santa Clara						0 1			
251 N IUPUI						3 1						271 H Cleveland St.						3 0		248 A Wright St.						6 5			
255 N Oakland						3 2						79 H Miami (OH)						2 3		248 A Wright St.						13 7			
233 N Youngstown St.						6 0						79 H Miami (OH)						1 5		248 A Wright St.						4 5			
251 N IUPUI						0 1																							

Non-Div. I Games:

Northern Ky.

N
o
r
t
h
e
r
n
K
y
.

N
o
r
t
h
e
r
n
K
y
.

Northern Ky.

H
a
m
p
t
o
n

Hampton		Through Games Of June 4, 2019 (FINAL)										
Average RPI Win:	250	WON-LOST RECORD	WINNING PCT. RANK	LAST 10 GAMES	STRENGTH OF SCHEDULE	OPP. STRENGTH OF SCHEDULE	TEAM RPI	ADJ RPI	CONF. RPI	ADJ CONF. RPI		
Average RPI Loss:	148											
DIV. I ONLY	23-25-0	.47917	164	2-8-0	267	258	232	.43217	236	19	20	
DIV. I NON-CONF.	16-8-0	.66667	59	0-2-0	296	297	220	.43929	227	21	22	
TOTALS	RPI 1-25	RPI 26-50	W-L RECORDS	RPI 51-100	RPI 101-150	RPI 150+						
23-25-0	0-0-0	0-0-0	OVERALL	1-6-0	1-6-0	21-13-0						
18-13-0	0-0-0	0-0-0	HOME	0-0-0	1-3-0	17-10-0						
4-11-0	0-0-0	0-0-0	AWAY	1-6-0	0-2-0	3-3-0						
1-1-0	0-0-0	0-0-0	NEUTRAL	0-0-0	0-1-0	1-0-0						
16-8-0	0-0-0	0-0-0	NON-CONFERENCE	0-1-0	0-4-0	16-3-0						
15-4-0	0-0-0	0-0-0	HOME	0-0-0	0-1-0	15-3-0						
0-3-0	0-0-0	0-0-	AWAY	0-1-0	0-2-0	0-0-0						
1-1-0	0-0-0	0-0-0	NEUTRAL	0-0-0	0-1-0	1-0-0						
7-17-0	0-0-0	0-0-0	CONFERENCE	1-5-0	1-2-0	5-10-0						
3-9-0	0-0-0	0-0-0	HOME	0-0-0	1-2-0	2-7-0						
4-8-0	0-0-0	0-0-0	AWAY	1-5-0	0-0-0	3-3-0						
0-0-0	0-0-0	0-0-0	NEUTRAL	0-0-0	0-0-0	0-0-0						
RPI S	Opponent	Score	RPI S	Opponent	Score	RPI S	Opponent	Score	RPI S	Opponent	Score	
						70 A	Longwood	5 3	116 A	Virginia	0 8	
						70 A	Longwood	0 8	116 A	Virginia	2 5	
						70 A	Longwood	1 9	116 N	Virginia	0 2	
						71 A	Elon	7 9	132 H	Winthrop	9 1	
						81 A	USC Upstate	1 10	132 H	Winthrop	0 3	
						81 A	USC Upstate	0 15	132 H	Winthrop	4 8	
						81 A	USC Upstate	1 9	149 H	Hofstra	2 11	
									152 H	Campbell	2 4	
									152 H	Campbell	6 9	
									152 H	Campbell	1 13	
									170 A	Radford	0 1	
									170 A	Radford	2 3	
									170 A	Radford	0 24	
									175 H	Gardner-Webb	1 11	
									175 H	Gardner-Webb	8 3	
									175 H	Gardner-Webb	3 11	
									209 H	Charleston So.	1 2	
									209 H	Charleston So.	3 2	
									209 H	Charleston So.	0 5	
									210 H	Drexel	5 2	
									240 H	Iona	7 3	
									244 H	Mt. St. Mary's	5 4	
									244 H	Mt. St. Mary's	3 7	
									247 H	Norfolk St.	4 3	
									247 H	Norfolk St.	1 2	
									264 A	Presbyterian	4 2	
									264 A	Presbyterian	8 4	
			LAST 10 GAMES									
			116 A	Virginia	2 5	70 A	Longwood	1 9				
			116 A	Virginia	0 8	70 A	Longwood	5 3				
			175 H	Gardner-Webb	1 11	70 A	Longwood	0 8				
			175 H	Gardner-Webb	3 11	170 A	Radford	0 24				
			175 H	Gardner-Webb	8 3	170 A	Radford	2 3				

H
a
m
p
t
o
n

Non-Div. I Games:

Hampton

RPI	S	Opponent	Score	
264	A	Presbyterian	4	1
265	H	N.C. Central	8	0
265	H	N.C. Central	5	6
265	N	N.C. Central	4	3
267	H	Central Conn. St.	5	4
286	H	Delaware St.	9	0
286	H	Delaware St.	5	3
289	H	Coppin St.	11	2
289	H	Coppin St.	8	0
291	H	St. Bonaventure	8	7
296	H	Saint Peter's	7	3
297	H	South Carolina St.	11	2
297	H	South Carolina St.	13	2
297	H	South Carolina St.	8	0

H
a
m
p
t
o
n

H
a
m
p
t
o
n

Hampton

Average RPI Win:		213	WON-LOST RECORD		WINNING PCT. RANK		LAST 10 GAMES		STRENGTH OF SCHEDULE		OPP. STRENGTH OF SCHEDULE		TEAM RPI		ADJ RPI		CONF. RPI		ADJ CONF. RPI				
DIV. I ONLY			14-37-0		.27451	263		3-7-0		144		178		233		.43087		237		23			
DIV. I NON-CONF.			7-29-0		.19444	267		0		107		160		241		.42295		243		22			
TOTALS		RPI 1-25		RPI 26-50				W-L RECORDS		RPI 51-100				RPI 101-150				RPI 150+					
14-37-0		0-2-0		0-2-0				OVERALL		0-15-0				1-5-0				13-13-0					
10-13-0		0-0-0		0-0-0				HOME		0-3-0				1-2-0				9-8-0					
2-15-0		0-0-0		0-2-0				AWAY		0-9-0				0-3-0				2-1-0					
2-9-0		0-2-0		0-0-0				NEUTRAL		0-3-0				0-0-0				2-4-0					
7-29-0		0-2-0		0-2-0				NON-CONFERENCE		0-12-0				0-3-0				7-10-0					
5-9-0		0-0-0		0-0-0				HOME		0-3-0				0-0-0				5-6-0					
0-11-0		0-0-0		0-0-				AWAY		0-6-0				0-3-0				0-0-0					
2-9-0		0-2-0		0-0-0				NEUTRAL		0-3-0				0-0-0				2-4-0					
7-8-0		0-0-0		0-0-0				CONFERENCE		0-3-0				1-2-0				6-3-0					
5-4-0		0-0-0		0-0-0				HOME		0-0-0				1-2-0				4-2-0					
2-4-0		0-0-0		0-0-0				AWAY		0-3-0				0-0-0				2-1-0					
0-0-0		0-0-0		0-0-0				NEUTRAL		0-0-0				0-0-0				0-0-0					
RPI	S	Opponent		Score		RPI	S	Opponent		Score		RPI	S	Opponent		Score		RPI	S	Opponent		Score	
2	N	UCLA		1	9	31	A	Stanford		0	8	53	N	UT Arlington		0	8	105	H	BYU		2	3
2	N	UCLA		1	13	31	A	Stanford		0	8	54	A	North Texas		7	14	105	H	BYU		0	7
												54	A	North Texas		2	9	105	H	BYU		2	0
												54	A	North Texas		0	8	134	A	CSUN		2	8
												56	N	Seattle U		1	7	134	A	CSUN		0	8
												63	N	Fresno St.		3	4	134	A	CSUN		0	6
												66	A	California		0	8	162	H	Sacramento St.		4	5
												66	H	California		5	13	162	H	Sacramento St.		1	6
												67	A	LMU (CA)		1	2	167	H	Bucknell		6	1
												67	A	LMU (CA)		0	8	167	H	Bucknell		2	1
												67	A	LMU (CA)		1	4	174	N	UTEP		2	7
												68	A	UC Davis		0	6	183	H	Marist		3	1
												93	A	Hawaii		0	8	183	H	Marist		0	7
												95	H	Nevada		0	2	197	N	Idaho St.		3	6
												95	H	Nevada		0	9	197	N	Idaho St.		7	3
																		220	A	Pacific		5	4
																		220	A	Pacific		1	9
																		220	A	Pacific		6	0
																		222	N	Utah Valley		3	4
																		228	N	Georgia St.		7	5
																		241	H	San Diego		1	2
																		241	H	San Diego		3	1
																		241	H	San Diego		2	0
																		242	H	Santa Clara		6	2
																		242	H	Santa Clara		3	0
																		242	H	Santa Clara		1	4
																		246	H	Manhattan		5	7
				LAST 10 GAMES																			
																		241	H	San Diego		1	2
																		67	A	LMU (CA)		0	8
																		67	A	LMU (CA)		1	2
																		67	A	LMU (CA)		1	4
																		220	A	Pacific		1	9

Non-Div. I Games:

Saint Mary's (CA)

RPI	S	Opponent	Score	
246	H	Manhattan	8	0
246	H	Manhattan	4	6
256	N	CSU Bakersfield	4	7
281	H	Fairleigh Dickinson	3	2
281	H	Fairleigh Dickinson	0	1

Saint Mary's (CA)

S
a
i
n
t
M
a
r
y
'
s
(
C
A
)

S
a
i
n
t
M
a
r
y
'
s
(
C
A
)

Average RPI Win:		161	WON-LOST RECORD		WINNING PCT. RANK	LAST 10 GAMES	STRENGTH OF SCHEDULE		OPP. STRENGTH OF SCHEDULE	TEAM RPI	ADJ RPI	CONF. RPI	ADJ CONF. RPI
Average RPI Loss:		115											
DIV. I ONLY			10-42-0		.19231 286	2-8-0	97		123	236	.42868 238	13	13
DIV. I NON-CONF.			6-25-0		.19355 268	0	98		139	232	.42854 236	12	12
TOTALS		RPI 1-25	RPI 26-50		W-L RECORDS		RPI 51-100		RPI 101-150		RPI 150+		
10-42-0		0-4-0	0-4-0		OVERALL		3-14-0		0-7-0		7-13-0		
2-14-0		0-0-0	0-3-0		HOME		1-3-0		0-4-0		1-4-0		
4-14-0		0-1-0	0-0-0		AWAY		1-9-0		0-0-0		3-4-0		
4-14-0		0-3-0	0-1-0		NEUTRAL		1-2-0		0-3-0		3-5-0		
6-25-0		0-4-0	0-1-0		NON-CONFERENCE		1-7-0		0-4-0		5-9-0		
1-3-0		0-0-0	0-0-0		HOME		0-1-0		0-1-0		1-1-0		
1-8-0		0-1-0	0-0-		AWAY		0-4-0		0-0-0		1-3-0		
4-14-0		0-3-0	0-1-0		NEUTRAL		1-2-0		0-3-0		3-5-0		
4-17-0		0-0-0	0-3-0		CONFERENCE		2-7-0		0-3-0		2-4-0		
1-11-0		0-0-0	0-3-0		HOME		1-2-0		0-3-0		0-3-0		
3-6-0		0-0-0	0-0-0		AWAY		1-5-0		0-0-0		2-1-0		
0-0-0		0-0-0	0-0-0		NEUTRAL		0-0-0		0-0-0		0-0-0		
RPI S	Opponent	Score	RPI S	Opponent	Score	RPI S	Opponent	Score	RPI S	Opponent	Score		
1 N	Oklahoma	0 8	41 N	Illinois	2 11	60 N	Oregon	1 6	105 N	BYU	2 3		
1 N	Oklahoma	1 12	46 H	Cal St. Fullerton	2 6	63 A	Fresno St.	1 3	118 N	Northern Ill.	0 8		
2 A	UCLA	0 6	46 H	Cal St. Fullerton	1 3	63 A	Fresno St.	2 6	120 H	LIU Brooklyn	1 6		
4 N	Arizona	1 9	46 H	Cal St. Fullerton	0 1	66 H	California	0 11	126 N	Middle Tenn.	1 2		
						67 A	LMU (CA)	2 3	134 H	CSUN	3 6		
						68 H	UC Davis	3 1	134 H	CSUN	2 5		
						68 H	UC Davis	0 9	134 H	CSUN	2 10		
						68 H	UC Davis	0 3	157 H	UC Riverside	2 8		
						74 N	Grand Canyon	4 1	157 H	UC Riverside	2 6		
						74 N	Grand Canyon	1 3	157 H	UC Riverside	3 6		
						80 A	Long Beach St.	1 6	162 A	Sacramento St.	12 6		
						80 A	Long Beach St.	5 6	190 A	Cal Poly	3 5		
						80 A	Long Beach St.	6 2	190 A	Cal Poly	9 1		
						93 A	Hawaii	2 5	190 A	Cal Poly	6 5		
						93 A	Hawaii	1 3	202 N	California Baptist	8 11		
						93 A	Hawaii	1 4	202 N	California Baptist	1 5		
						99 A	San Diego St.	0 1	202 N	California Baptist	7 5		
									211 N	Army West Point	3 1		
									216 H	Western Caro.	7 0		
									216 H	Western Caro.	7 10		
									219 N	Montana	0 5		
									219 N	Montana	11 6		
									226 N	North Dakota	2 3		
									241 A	San Diego	0 1		
									241 A	San Diego	1 2		
									241 A	San Diego	1 8		
									256 N	CSU Bakersfield	3 4		
			LAST 10 GAMES										
			190 A	Cal Poly	9 1	157 H	UC Riverside	3 6					
			190 A	Cal Poly	3 5	134 H	CSUN	3 6					
			190 A	Cal Poly	6 5	134 H	CSUN	2 5					
			157 H	UC Riverside	2 6	134 H	CSUN	2 10					
			157 H	UC Riverside	2 8	80 A	Long Beach St.	5 6					

Non-Div. I Games:

UC Santa Barbara

Average RPI Win:		269	WON-LOST RECORD		WINNING PCT. RANK		LAST 10 GAMES		STRENGTH OF SCHEDULE		OPP. STRENGTH OF SCHEDULE		TEAM RPI		ADJ RPI		CONF. RPI		ADJ CONF. RPI	
DIV. I ONLY			24-25-0		.4898 155		5-5-0		281		279		240		.42704 239		31		31	
DIV. I NON-CONF.			6-17-0		.26087 248		1-4-0		171		226		244		.42291 244		31		31	
TOTALS		RPI 1-25		RPI 26-50		W-L RECORDS		RPI 51-100		RPI 101-150		RPI 150+								
24-25-0		0-2-0		0-2-0		OVERALL		0-4-0		0-2-0		24-15-0								
13-13-0		0-0-0		0-0-0		HOME		0-2-0		0-1-0		13-10-0								
7-10-0		0-2-0		0-1-0		AWAY		0-2-0		0-1-0		7-4-0								
4-2-0		0-0-0		0-1-0		NEUTRAL		0-0-0		0-0-0		4-1-0								
6-17-0		0-2-0		0-2-0		NON-CONFERENCE		0-4-0		0-2-0		6-7-0								
2-8-0		0-0-0		0-0-0		HOME		0-2-0		0-1-0		2-5-0								
1-7-0		0-2-0		0-0-		AWAY		0-2-0		0-1-0		1-1-0								
3-2-0		0-0-0		0-1-0		NEUTRAL		0-0-0		0-0-0		3-1-0								
18-8-0		0-0-0		0-0-0		CONFERENCE		0-0-0		0-0-0		18-8-0								
11-5-0		0-0-0		0-0-0		HOME		0-0-0		0-0-0		11-5-0								
6-3-0		0-0-0		0-0-0		AWAY		0-0-0		0-0-0		6-3-0								
1-0-0		0-0-0		0-0-0		NEUTRAL		0-0-0		0-0-0		1-0-0								
RPI	S	Opponent		Score		RPI	S	Opponent		Score		RPI	S	Opponent		Score				
6	A	Alabama		2	8	28	A	Mississippi St.		1	3	65	A	Troy		2	5			
20	A	Auburn		0	8	40	N	Lipscomb		0	14	78	A	Jacksonville St.		3	7			
												91	H	Eastern Ky.		2	6			
												98	H	Southern Miss.		0	5			
														109 A North Ala.		0	6			
														130 H Southeastern La.		3	8			
														171 A Mercer		2	3			
														178 H UT Martin		1	10			
														185 H Tennessee Tech		1	2			
														206 H UMKC		7	2			
														216 H Western Caro.		8	9			
														217 H Prairie View		3	2			
														217 N Prairie View		11	3			
														218 H Texas Southern		2	6			
														218 H Texas Southern		8	4			
														218 H Texas Southern		4	3			
														227 N Tennessee St.		1	4			
														252 H Purdue Fort Wayne		6	9			
														262 H Alabama A&M		4	5			
														262 H Alabama A&M		3	9			
														262 H Alabama A&M		6	3			
														262 H Alabama A&M		3	10			
														264 H Presbyterian		3	8			
														265 N N.C. Central		4	2			
														269 H Alcorn		10	9			
														269 H Alcorn		11	8			
														269 H Alcorn		5	7			
														275 A Mississippi Val.		9	5			
														275 A Mississippi Val.		2	6			
														278 A Jackson St.		1	5			
														278 A Jackson St.		12	1			

Non-Div. I Games:

Alabama St.

RPI	S	Opponent	Score	
278	A	Jackson St.	13	11
280	H	Howard	5	4
280	N	Howard	10	1
286	N	Delaware St.	9	5
290	A	Savannah St.	6	3
292	H	Grambling	5	3
292	H	Grambling	12	0
292	H	Grambling	2	1
292	H	Grambling	3	1
293	A	Ark.-Pine Bluff	10	0
293	A	Ark.-Pine Bluff	9	1
293	A	Ark.-Pine Bluff	6	7
295	A	Southern U.	8	0
295	H	Southern U.	10	1

Alabama St.

A
l
a
b
a
m
a
S
t
.

A
l
a
b
a
m
a
S
t
.

Average RPI Win:	227	WON-LOST	WINNING	LAST 10	STRENGTH OF	OPP. STRENGTH	TEAM	ADJ	CONF.	ADJ CONF.	
Average RPI Loss:	193	RECORD	PCT. RANK	GAMES	SCHEDULE	OF SCHEDULE	RPI	RPI	RPI	RPI	
DIV. I ONLY	19-27-0	.41304	193	4-6-0	224	271	229	.42688	240	30	30
DIV. I NON-CONF.	6-17-0	.26087	248	0	158	257	243	.4152	252	30	30
TOTALS	RPI 1-25	RPI 26-50	W-L RECORDS	RPI 51-100	RPI 101-150	RPI 150+					
19-27-0	0-0-0	0-3-0	OVERALL	1-2-0	3-3-0	15-19-0					
11-5-0	0-0-0	0-0-0	HOME	0-0-0	1-0-0	10-5-0					
6-14-0	0-0-0	0-3-0	AWAY	0-1-0	1-1-0	5-9-0					
2-8-0	0-0-0	0-0-0	NEUTRAL	1-1-0	1-2-0	0-5-0					
6-17-0	0-0-0	0-3-0	NON-CONFERENCE	1-2-0	2-2-0	3-10-0					
3-2-0	0-0-0	0-0-0	HOME	0-0-0	1-0-0	2-2-0					
1-8-0	0-0-0	0-0-	AWAY	0-1-0	0-0-0	1-4-0					
2-7-0	0-0-0	0-0-0	NEUTRAL	1-1-0	1-2-0	0-4-0					
13-10-0	0-0-0	0-0-0	CONFERENCE	0-0-0	1-1-0	12-9-0					
8-3-0	0-0-0	0-0-0	HOME	0-0-0	0-0-0	8-3-0					
5-6-0	0-0-0	0-0-0	AWAY	0-0-0	1-1-0	4-5-0					
0-1-0	0-0-0	0-0-0	NEUTRAL	0-0-0	0-0-0	0-1-0					
RPI S	Opponent	Score	RPI S	Opponent	Score	RPI S	Opponent	Score	RPI S	Opponent	Score
			49 A	San Jose St.	2 4	70 N	Longwood	1 10	113 H	St. John's (NY)	7 2
			49 A	San Jose St.	1 2	73 A	UNC Greensboro	2 3	114 N	UMass Lowell	7 1
			49 A	San Jose St.	1 8	97 N	Boston U.	1 0	114 N	UMass Lowell	4 12
									127 A	Monmouth	6 4
									127 A	Monmouth	1 2
									149 N	Hofstra	1 13
									183 A	Marist	5 3
									183 A	Marist	1 2
									183 A	Marist	0 1
									211 H	Army West Point	3 5
									211 H	Army West Point	1 10
									220 A	Pacific	0 1
									221 H	Fairfield	5 6
									221 H	Fairfield	1 6
									230 H	Sacred Heart	7 0
									230 H	Sacred Heart	2 0
									231 A	Siena	6 2
									231 A	Siena	0 5
									235 N	Northern Ky.	1 5
									235 N	Northern Ky.	2 3
									236 A	Hampton	3 7
									246 H	Manhattan	0 5
									246 H	Manhattan	3 2
									247 A	Norfolk St.	2 6
									253 N	Maine	1 3
									257 H	Canisius	6 1
									257 H	Canisius	2 0
LAST 10 GAMES			LAST 10 GAMES			LAST 10 GAMES			LAST 10 GAMES		
			266 N	Niagara	2 7	127 A	Monmouth	6 4	246 H	Manhattan	3 2
			183 A	Marist	1 2	127 A	Monmouth	1 2	247 A	Norfolk St.	2 6
			266 H	Niagara	10 7	276 H	Quinnipiac	8 4	253 N	Maine	1 3
			287 A	Rider	0 1	276 H	Quinnipiac	3 0	257 H	Canisius	6 1
			287 A	Rider	1 2	221 H	Fairfield	5 6	257 H	Canisius	2 0

Non-Div. I Games:

Iona

RPI	S	Opponent	Score	
266	H	Niagara	3	1
266	H	Niagara	10	7
266	H	Niagara	4	2
266	N	Niagara	2	7
273	N	Morgan St.	1	2
276	H	Quinnipiac	3	0
276	H	Quinnipiac	8	4
281	A	Fairleigh Dickinson	1	4
281	A	Fairleigh Dickinson	11	0
287	A	Rider	0	1
287	A	Rider	1	2
296	A	Saint Peter's	16	2
296	A	Saint Peter's	10	0

Iona

I
o
n
a

I
o
n
a

Average RPI Win:		222	WON-LOST RECORD		WINNING PCT. RANK		LAST 10 GAMES		STRENGTH OF SCHEDULE		OPP. STRENGTH OF SCHEDULE		TEAM RPI	ADJ RPI		CONF. RPI	ADJ CONF. RPI						
DIV. I ONLY			20-29-0		.40816 195		1-9-0		273		153		242	.42675 241		23	23						
DIV. I NON-CONF.			16-18-0		.47059 156		0		282		150		218	.44364 220		22	21						
TOTALS		RPI 1-25		RPI 26-50		W-L RECORDS		RPI 51-100		RPI 101-150		RPI 150+											
20-29-0		0-2-0		0-2-0		OVERALL		2-8-0		1-4-0		17-13-0											
16-10-0		0-0-0		0-0-0		HOME		2-3-0		1-0-0		13-7-0											
1-13-0		0-1-0		0-1-0		AWAY		0-5-0		0-3-0		1-3-0											
3-6-0		0-1-0		0-1-0		NEUTRAL		0-0-0		0-1-0		3-3-0											
16-18-0		0-2-0		0-2-0		NON-CONFERENCE		2-5-0		1-1-0		13-8-0											
13-7-0		0-0-0		0-0-0		HOME		2-3-0		1-0-0		10-4-0											
0-5-0		0-1-0		0-0-		AWAY		0-2-0		0-0-0		0-1-0											
3-6-0		0-1-0		0-1-0		NEUTRAL		0-0-0		0-1-0		3-3-0											
4-11-0		0-0-0		0-0-0		CONFERENCE		0-3-0		0-3-0		4-5-0											
3-3-0		0-0-0		0-0-0		HOME		0-0-0		0-0-0		3-3-0											
1-8-0		0-0-0		0-0-0		AWAY		0-3-0		0-3-0		1-2-0											
0-0-0		0-0-0		0-0-0		NEUTRAL		0-0-0		0-0-0		0-0-0											
RPI	S	Opponent		Score		RPI	S	Opponent		Score		RPI	S	Opponent		Score							
10	N	Florida		4	12	36	N	Houston		5	6	63	A	Fresno St.		0	14						
24	A	Arizona St.		3	12	45	A	UNLV		0	11	63	A	Fresno St.		0	5						
						67	A	LMU (CA)		3	4	105	A	BYU		1	7						
						67	A	LMU (CA)		0	2	105	A	BYU		4	1						
						67	A	LMU (CA)		0	8	108	H	Weber St.		4	1						
						68	H	UC Davis		1	2	135	N	Illinois St.		0	8						
						69	H	Marshall		1	10	156	N	Central Mich.		8	10						
						83	H	FGCU		5	6	157	A	UC Riverside		2	3						
						83	H	FGCU		5	1	157	H	UC Riverside		2	6						
						99	H	San Diego St.		5	4	157	H	UC Riverside		6	3						
												161	N	Utah St.		1	12	207	H	Cal Poly		3	7
												190	H	Cal Poly		3	7	207	H	Portland St.		2	3
207	H	Portland St.		3	2							207	H	Portland St.		3	2						
220	H	Pacific		5	2							220	H	Pacific		12	3						
220	H	Pacific		9	1							220	H	Pacific		9	1						
237	A	Saint Mary's (CA)		2	1							237	A	Saint Mary's (CA)		0	2						
237	A	Saint Mary's (CA)		0	2							237	A	Saint Mary's (CA)		1	3						
238	H	UC Santa Barbara		8	1							238	H	UC Santa Barbara		8	1						
238	H	UC Santa Barbara		1	0							238	H	UC Santa Barbara		1	0						
238	H	UC Santa Barbara		2	1							238	H	UC Santa Barbara		2	1						
LAST 10 GAMES																							
237 A Saint Mary's (CA)						0	2	242 H Santa Clara						2	6	242 H Santa Clara		2	6				
237 A Saint Mary's (CA)						2	1	105 A BYU						1	7	242 H Santa Clara		3	7				
237 A Saint Mary's (CA)						1	3	105 A BYU						0	8	242 H Santa Clara		3	11				
242 H Santa Clara						3	7	105 A BYU						2	15	256 H CSU Bakersfield		3	2				
242 H Santa Clara						3	11	67 A LMU (CA)						3	4	256 H CSU Bakersfield		3	4				

Non-Div. I Games:

San Diego

San Diego

Average RPI Win:	210	WON-LOST	WINNING	LAST 10	STRENGTH OF	OPP. STRENGTH	TEAM	ADJ	CONF.	ADJ CONF.			
Average RPI Loss:	145	RECORD	PCT. RANK	GAMES	SCHEDULE	OF SCHEDULE	RPI	RPI	RPI	RPI			
DIV. I ONLY	16-34-0	.32	244	6-4-0	212	206	244	.42494	242	23	23		
DIV. I NON-CONF.	8-27-0	.22857	258	0-1-0	208	221	265	.40625	261	22	21		
<hr/>													
TOTALS	RPI 1-25	RPI 26-50		W-L RECORDS		RPI 51-100		RPI 101-150		RPI 150+			
16-34-0	0-0-0	0-3-0		OVERALL		1-9-0		2-3-0		13-19-0			
7-14-0	0-0-0	0-2-0		HOME		1-3-0		2-3-0		4-6-0			
5-11-0	0-0-0	0-0-0		AWAY		0-5-0		0-0-0		5-6-0			
4-9-0	0-0-0	0-1-0		NEUTRAL		0-1-0		0-0-0		4-7-0			
8-27-0	0-0-0	0-3-0		NON-CONFERENCE		0-7-0		1-1-0		7-16-0			
3-9-0	0-0-0	0-2-0		HOME		0-1-0		1-1-0		2-5-0			
1-9-0	0-0-0	0-0-		AWAY		0-5-0		0-0-0		1-4-0			
4-9-0	0-0-0	0-1-0		NEUTRAL		0-1-0		0-0-0		4-7-0			
8-7-0	0-0-0	0-0-0		CONFERENCE		1-2-0		1-2-0		6-3-0			
4-5-0	0-0-0	0-0-0		HOME		1-2-0		1-2-0		2-1-0			
4-2-0	0-0-0	0-0-0		AWAY		0-0-0		0-0-0		4-2-0			
0-0-0	0-0-0	0-0-0		NEUTRAL		0-0-0		0-0-0		0-0-0			
RPI	S	Opponent	Score	RPI	S	Opponent	Score	RPI	S	Opponent	Score		
				31	H	Stanford	0 13	56	A	Seattle U	5 6		
				46	H	Cal St. Fullerton	1 8	63	A	Fresno St.	0 6		
				47	N	North Dakota St.	1 9	63	A	Fresno St.	4 12		
								66	H	California	0 1		
								67	H	LMU (CA)	7 11		
								67	H	LMU (CA)	4 3		
								67	H	LMU (CA)	5 10		
								68	A	UC Davis	2 10		
								68	A	UC Davis	0 6		
								95	N	Nevada	4 6		
										105	H	BYU	3 5
										105	H	BYU	2 9
										105	H	BYU	4 3
										108	H	Weber St.	4 1
										134	H	CSUN	3 6
										157	A	UC Riverside	2 4
										157	A	UC Riverside	2 4
										157	A	UC Riverside	2 8
										161	H	Utah St.	1 6
										162	A	Sacramento St.	4 3
										162	A	Sacramento St.	6 14
										167	N	Bucknell	4 8
										183	H	Marist	2 5
										201	N	Binghamton	3 8
										207	N	Portland St.	8 14
										207	N	Portland St.	3 14
										211	N	Army West Point	0 8
										211	N	Army West Point	6 4
										219	H	Montana	1 5
										219	N	Montana	0 3
										220	H	Pacific	5 4
										220	H	Pacific	3 5
										220	H	Pacific	5 4
										234	H	Northern Colo.	9 1
										234	H	Northern Colo.	0 2
										235	H	Northern Ky.	1 0
										237	A	Saint Mary's (CA)	0 3
LAST 10 GAMES													
				105	H	BYU	4 3	241	A	San Diego	6 2		
				105	H	BYU	3 5	66	H	California	0 1		
				105	H	BYU	2 9	220	H	Pacific	5 4		
				241	A	San Diego	7 3	220	H	Pacific	3 5		
				241	A	San Diego	11 3	220	H	Pacific	5 4		

Non-Div. I Games:

Santa Clara

Santa Clara

Average RPI Win: 248		WON-LOST RECORD	WINNING PCT. RANK	LAST 10 GAMES	STRENGTH OF SCHEDULE	OPP. STRENGTH OF SCHEDULE	TEAM RPI	ADJ RPI		CONF. RPI	ADJ CONF. RPI						
Average RPI Loss: 148																	
DIV. I ONLY		13-32-0	.28889	259	3-7-0	173	238	245	.42479	243	27	28					
DIV. I NON-CONF.		5-24-0	.17241	274	1-0-0	131	205	257	.41393	254	27	29					
<hr/>																	
TOTALS		RPI 1-25		RPI 26-50		W-L RECORDS		RPI 51-100		RPI 101-150		RPI 150+					
13-32-0		0-3-0		0-0-0		OVERALL		0-3-0		1-12-0		12-14-0					
5-4-0		0-0-0		0-0-0		HOME		0-0-0		0-1-0		5-3-0					
5-15-0		0-3-0		0-0-0		AWAY		0-2-0		1-7-0		4-3-0					
3-13-0		0-0-0		0-0-0		NEUTRAL		0-1-0		0-4-0		3-8-0					
5-24-0		0-3-0		0-0-0		NON-CONFERENCE		0-3-0		1-10-0		4-8-0					
0-1-0		0-0-0		0-0-0		HOME		0-0-0		0-1-0		0-0-0					
2-10-0		0-3-0		0-0-		AWAY		0-2-0		1-5-0		1-0-0					
3-13-0		0-0-0		0-0-0		NEUTRAL		0-1-0		0-4-0		3-8-0					
8-8-0		0-0-0		0-0-0		CONFERENCE		0-0-0		0-2-0		8-6-0					
5-3-0		0-0-0		0-0-0		HOME		0-0-0		0-0-0		5-3-0					
3-5-0		0-0-0		0-0-0		AWAY		0-0-0		0-2-0		3-3-0					
0-0-0		0-0-0		0-0-0		NEUTRAL		0-0-0		0-0-0		0-0-0					
RPI	S	Opponent		Score		RPI	S	Opponent		Score		RPI	S	Opponent		Score	
23	A	South Carolina		0	7							112	A	Stony Brook		0	6
23	A	South Carolina		2	10							112	A	Stony Brook		2	8
25	A	Georgia		0	8							114	H	UMass Lowell		6	7
												119	A	FIU		2	5
												120	A	LIU Brooklyn		1	2
												120	A	LIU Brooklyn		1	9
												122	N	Belmont		1	5
												122	N	Belmont		2	3
												123	A	Maryland		2	9
												138	N	Memphis		2	10
												139	A	Providence		1	3
												141	N	Massachusetts		1	2
												145	A	Col. of Charleston		7	3
												153	N	UConn		0	11
												153	N	UConn		0	3
												165	N	Michigan St.		0	3
												169	H	Saint Francis (PA)		7	3
												169	H	Saint Francis (PA)		4	5
												183	N	Marist		1	3
												210	N	Drexel		2	3
												210	N	Drexel		3	16
												221	N	Fairfield		7	2
												221	N	Fairfield		6	1
												230	H	Sacred Heart		5	12
												230	H	Sacred Heart		5	7
												233	N	Youngstown St.		0	2
												244	A	Mt. St. Mary's		3	4
LAST 10 GAMES																	
120	A	LIU Brooklyn		1	9	230	H	Sacred Heart		5	7	221	N	Fairfield		6	1
120	A	LIU Brooklyn		1	2	279	A	Brown		6	1	230	H	Sacred Heart		5	12
267	A	Central Conn. St.		4	7	244	A	Mt. St. Mary's		2	6	230	H	Sacred Heart		5	7
267	A	Central Conn. St.		5	0	244	A	Mt. St. Mary's		3	4	233	N	Youngstown St.		0	2
230	H	Sacred Heart		5	12	281	H	Fairleigh Dickinson		5	2	244	A	Mt. St. Mary's		3	4

Non-Div. I Games:

Bryant

RPI	S	Opponent	Score	
244	A	Mt. St. Mary's	2	6
259	N	Rhode Island	0	3
261	H	Robert Morris	6	1
261	H	Robert Morris	7	4
267	A	Central Conn. St.	4	7
267	A	Central Conn. St.	5	0
268	A	Wagner	6	0
268	A	Wagner	5	0
279	A	Brown	6	1
281	H	Fairleigh Dickinson	5	2
281	H	Fairleigh Dickinson	4	3
296	N	Saint Peter's	8	1

Bryant

B
r
y
a
n
t

B
r
y
a
n
t

Average RPI Win:	251	WON-LOST RECORD	WINNING PCT. RANK	LAST 10 GAMES	STRENGTH OF SCHEDULE	OPP. STRENGTH OF SCHEDULE	TEAM RPI	ADJ RPI	CONF. RPI	ADJ CONF. RPI	
Average RPI Loss:	194										
DIV. I ONLY	26-28-0	.48148	159	6-4-0	270	281	237	.4225	244	27	28
DIV. I NON-CONF.	16-19-0	.45714	165	1-1-0	287	292	254	.40937	258	27	29
<hr/>											
TOTALS	RPI 1-25	RPI 26-50		W-L RECORDS		RPI 51-100		RPI 101-150		RPI 150+	
26-28-0	0-0-0	0-0-0		OVERALL		0-0-0		1-8-0		25-20-0	
13-5-0	0-0-0	0-0-0		HOME		0-0-0		0-2-0		13-3-0	
9-19-0	0-0-0	0-0-0		AWAY		0-0-0		0-6-0		9-13-0	
4-4-0	0-0-0	0-0-0		NEUTRAL		0-0-0		1-0-0		3-4-0	
16-19-0	0-0-0	0-0-0		NON-CONFERENCE		0-0-0		1-4-0		15-15-0	
6-4-0	0-0-0	0-0-0		HOME		0-0-0		0-2-0		6-2-0	
7-11-0	0-0-0	0-0-		AWAY		0-0-0		0-2-0		7-9-0	
3-4-0	0-0-0	0-0-0		NEUTRAL		0-0-0		1-0-0		2-4-0	
10-9-0	0-0-0	0-0-0		CONFERENCE		0-0-0		0-4-0		10-5-0	
7-1-0	0-0-0	0-0-0		HOME		0-0-0		0-0-0		7-1-0	
2-8-0	0-0-0	0-0-0		AWAY		0-0-0		0-4-0		2-4-0	
1-0-0	0-0-0	0-0-0		NEUTRAL		0-0-0		0-0-0		1-0-0	
RPI	S	Opponent	Score	RPI	S	Opponent	Score	RPI	S	Opponent	Score
								115	A	George Washington	6 7
								115	A	George Washington	1 5
								120	A	LIU Brooklyn	1 9
								120	A	LIU Brooklyn	3 6
								120	A	LIU Brooklyn	1 8
								120	A	LIU Brooklyn	1 8
								140	H	Albany (NY)	2 5
								140	H	Albany (NY)	2 4
								140	N	Albany (NY)	9 4
								167	A	Bucknell	5 4
								167	A	Bucknell	0 2
								169	H	Saint Francis (PA)	9 1
								169	H	Saint Francis (PA)	7 10
								172	A	Delaware	1 6
								172	A	Delaware	7 3
								173	A	Ga. Southern	2 3
								173	A	Ga. Southern	1 6
								195	A	Stetson	9 8
								195	A	Stetson	0 5
								200	A	Bethune-Cookman	2 5
								200	A	Bethune-Cookman	4 8
				LAST 10 GAMES				206	N	UMKC	1 7
				120	A	LIU Brooklyn	1 9	267	H	Central Conn. St.	2 1
				230	N	Sacred Heart	4 3	267	H	Central Conn. St.	4 3
				120	A	LIU Brooklyn	1 8	273	H	Morgan St.	0 6
				261	A	Robert Morris	4 7	273	H	Morgan St.	9 1
				261	A	Robert Morris	9 1	243	H	Bryant	6 2
								230	N	Sacred Heart	4 3

Non-Div. I Games:

Mt. St. Mary's

RPI	S	Opponent	Score	
236	A	Hampton	7	3
236	A	Hampton	4	5
243	H	Bryant	4	3
243	H	Bryant	6	2
247	A	Norfolk St.	6	2
251	N	IUPUI	0	3
261	A	Robert Morris	9	1
261	A	Robert Morris	4	7
267	H	Central Conn. St.	2	1
267	H	Central Conn. St.	4	3
268	A	Wagner	0	4
268	A	Wagner	10	2
273	A	Morgan St.	12	4
273	H	Morgan St.	9	1
273	H	Morgan St.	0	6
281	H	Fairleigh Dickinson	1	0
281	H	Fairleigh Dickinson	5	2
283	N	Morehead St.	15	3
284	H	Cornell	9	1
284	H	Cornell	4	7
289	A	Coppin St.	15	7
289	A	Coppin St.	5	6
289	H	Coppin St.	8	0
289	H	Coppin St.	22	4
291	N	St. Bonaventure	6	4
294	H	UMES	11	0
294	H	UMES	5	0

Mt. St. Mary's

M
t
.
S
t
.
M
a
r
y
,
sM
t
.
S
t
.
M
a
r
y
,
s

Average RPI Win: 234		WON-LOST RECORD		WINNING PCT. RANK		LAST 10 GAMES		STRENGTH OF SCHEDULE		OPP. STRENGTH OF SCHEDULE		TEAM RPI		ADJ RPI		CONF. RPI		ADJ CONF. RPI					
DIV. I ONLY		14-27-0		.34146 231		2-8-0		231		228		247		.42158 245		28		29					
DIV. I NON-CONF.		4-16-0		.2 263		0-1-0		162		117		251		.41912 247		28		28					
TOTALS		RPI 1-25		RPI 26-50		W-L RECORDS		RPI 51-100		RPI 101-150		RPI 150+											
14-27-0		0-3-0		0-2-0		OVERALL		0-2-0		1-4-0		13-16-0											
6-8-0		0-0-0		0-0-0		HOME		0-0-0		1-2-0		5-6-0											
6-12-0		0-2-0		0-0-0		AWAY		0-2-0		0-1-0		6-7-0											
2-7-0		0-1-0		0-2-0		NEUTRAL		0-0-0		0-1-0		2-3-0											
4-16-0		0-3-0		0-2-0		NON-CONFERENCE		0-2-0		1-4-0		3-5-0											
2-3-0		0-0-0		0-0-0		HOME		0-0-0		1-2-0		1-1-0											
0-6-0		0-2-0		0-0-		AWAY		0-2-0		0-1-0		0-1-0											
2-7-0		0-1-0		0-2-0		NEUTRAL		0-0-0		0-1-0		2-3-0											
10-11-0		0-0-0		0-0-0		CONFERENCE		0-0-0		0-0-0		10-11-0											
4-5-0		0-0-0		0-0-0		HOME		0-0-0		0-0-0		4-5-0											
6-6-0		0-0-0		0-0-0		AWAY		0-0-0		0-0-0		6-6-0											
0-0-0		0-0-0		0-0-0		NEUTRAL		0-0-0		0-0-0		0-0-0											
RPI	S	Opponent		Score		RPI	S	Opponent		Score		RPI	S	Opponent		Score		RPI	S	Opponent		Score	
8	N	Texas		2	15	29	N	Wisconsin		1	4	51	A	UCF		1	8	104	N	North Florida		1	9
24	A	Arizona St.		5	14	29	N	Wisconsin		2	11	55	A	Liberty		0	12	121	H	Towson		8	0
24	A	Arizona St.		5	20													127	A	Monmouth		0	8
																		144	H	Lehigh		2	4
																		144	H	Lehigh		1	12
																		155	H	Harvard		7	4
																		155	H	Harvard		7	8
																		155	H	Harvard		3	4
																		167	N	Bucknell		0	3
																		191	H	Columbia		4	5
																		191	H	Columbia		11	5
																		191	H	Columbia		1	2
																		195	A	Stetson		1	7
																		213	A	Penn		5	2
																		213	A	Penn		1	0
																		213	A	Penn		5	14
																		215	N	Valparaiso		0	7
																		224	N	Butler		6	4
																		232	A	Dartmouth		0	1
																		232	A	Dartmouth		4	12
																		232	A	Dartmouth		6	8
																		248	N	Wright St.		8	0
																		254	H	Yale		2	0
																		254	H	Yale		8	0
																		254	H	Yale		1	4
																		258	N	Buffalo		4	9
																		279	A	Brown		6	0
LAST 10 GAMES																							
						232	A	Dartmouth		0	1	284	A	Cornell		10	5	254	H	Yale		2	0
						232	A	Dartmouth		4	12	127	A	Monmouth		0	8	254	H	Yale		8	0
						232	A	Dartmouth		6	8	155	H	Harvard		7	4	254	H	Yale		1	4
						284	A	Cornell		3	4	155	H	Harvard		7	8	258	N	Buffalo		4	9
						284	A	Cornell		3	4	155	H	Harvard		3	4	279	A	Brown		6	0

Non-Div. I Games:

Princeton

RPI	S	Opponent	Score	
279	A	Brown	6	1
279	A	Brown	1	0
284	A	Cornell	3	4
284	A	Cornell	10	5
284	A	Cornell	3	4
287	H	Rider	1	3
287	H	Rider	9	1

Princeton

P
r
i
n
c
e
t
o
n

P
r
i
n
c
e
t
o
n

Average RPI Win:	258	WON-LOST RECORD	WINNING PCT. RANK	LAST 10 GAMES	STRENGTH OF SCHEDULE	OPP. STRENGTH OF SCHEDULE	TEAM RPI	ADJ RPI	CONF. RPI	ADJ CONF. RPI		
DIV. I ONLY		21-30-0	.41176	194	3-7-0	256	275	246	.42077	246	30	30
DIV. I NON-CONF.		13-17-0	.43333	179	1-2-0	235	273	215	.44161	222	30	30
<hr/>												
TOTALS	RPI 1-25	RPI 26-50		W-L RECORDS		RPI 51-100		RPI 101-150		RPI 150+		
21-30-0	0-0-0	0-2-0		OVERALL		0-0-0		0-8-0		21-20-0		
9-6-0	0-0-0	0-0-0		HOME		0-0-0		0-2-0		9-4-0		
7-19-0	0-0-0	0-2-0		AWAY		0-0-0		0-5-0		7-12-0		
5-5-0	0-0-0	0-0-0		NEUTRAL		0-0-0		0-1-0		5-4-0		
13-17-0	0-0-0	0-2-0		NON-CONFERENCE		0-0-0		0-6-0		13-9-0		
4-1-0	0-0-0	0-0-0		HOME		0-0-0		0-0-0		4-1-0		
4-11-0	0-0-0	0-0-		AWAY		0-0-0		0-5-0		4-4-0		
5-5-0	0-0-0	0-0-0		NEUTRAL		0-0-0		0-1-0		5-4-0		
8-13-0	0-0-0	0-0-0		CONFERENCE		0-0-0		0-2-0		8-11-0		
5-5-0	0-0-0	0-0-0		HOME		0-0-0		0-2-0		5-3-0		
3-8-0	0-0-0	0-0-0		AWAY		0-0-0		0-0-0		3-8-0		
0-0-0	0-0-0	0-0-0		NEUTRAL		0-0-0		0-0-0		0-0-0		
RPI	S	Opponent	Score	RPI	S	Opponent	Score	RPI	S	Opponent	Score	
				49	A	San Jose St.	6 8					
				49	A	San Jose St.	2 9					
								104	N	North Florida	1 9	
								112	A	Stony Brook	3 8	
								112	A	Stony Brook	0 6	
								113	A	St. John's (NY)	0 6	
								115	A	George Washington	4 5	
								115	A	George Washington	1 10	
								127	H	Monmouth	3 4	
								127	H	Monmouth	1 3	
								167	N	Bucknell	3 5	
								167	N	Bucknell	3 4	
								183	H	Marist	0 4	
								183	H	Marist	1 10	
								189	N	Colgate	3 8	
								191	H	Columbia	3 6	
								193	N	Detroit Mercy	13 2	
								221	A	Fairfield	4 5	
								221	A	Fairfield	3 2	
								225	N	Georgetown	7 8	
								230	A	Sacred Heart	7 1	
								230	A	Sacred Heart	3 2	
								231	H	Siena	1 3	
								231	H	Siena	2 0	
								237	A	Saint Mary's (CA)	7 5	
								237	A	Saint Mary's (CA)	6 4	
								237	A	Saint Mary's (CA)	0 8	
								240	A	Iona	5 0	
								240	A	Iona	2 3	

Non-Div. I Games:

Manhattan

RPI	S	Opponent	Score	
249	A	Hartford	4	5
253	N	Maine	5	1
257	A	Canisius	3	4
257	A	Canisius	13	2
257	A	Canisius	3	4
266	A	Niagara	4	6
266	A	Niagara	7	9
267	H	Central Conn. St.	3	2
267	H	Central Conn. St.	6	5
268	A	Wagner	3	4
268	A	Wagner	4	5
273	H	Morgan St.	2	1
273	H	Morgan St.	10	5
276	A	Quinnipiac	0	2
276	A	Quinnipiac	5	8
284	N	Cornell	11	9
284	N	Cornell	6	2
284	N	Cornell	8	1
287	H	Rider	8	0
287	H	Rider	7	5
296	H	Saint Peter's	8	0
296	H	Saint Peter's	8	0

Manhattan

M
a
n
h
a
t
t
a
n

M
a
n
h
a
t
t
a
n

Average RPI Win:	261	WON-LOST	WINNING	LAST 10	STRENGTH OF	OPP. STRENGTH	TEAM	ADJ	CONF.	ADJ CONF.			
Average RPI Loss:	220	RECORD	PCT. RANK	GAMES	SCHEDULE	OF SCHEDULE	RPI	RPI	RPI	RPI			
DIV. I ONLY	25-20-0	.55556	105	5-5-0	291	288	248	.41875	247	32	32		
DIV. I NON-CONF.	9-12-0	.42857	181	0	267	243	235	.42891	235	32	32		
<hr/>													
TOTALS	RPI 1-25	RPI 26-50		W-L RECORDS		RPI 51-100		RPI 101-150		RPI 150+			
25-20-0	0-0-0	0-0-0		OVERALL		0-1-0		1-2-0		24-17-0			
15-7-0	0-0-0	0-0-0		HOME		0-0-0		1-1-0		14-6-0			
7-9-0	0-0-0	0-0-0		AWAY		0-1-0		0-1-0		7-7-0			
3-4-0	0-0-0	0-0-0		NEUTRAL		0-0-0		0-0-0		3-4-0			
9-12-0	0-0-0	0-0-0		NON-CONFERENCE		0-1-0		1-2-0		8-9-0			
5-5-0	0-0-0	0-0-0		HOME		0-0-0		1-1-0		4-4-0			
2-6-0	0-0-0	0-0-		AWAY		0-1-0		0-1-0		2-4-0			
2-1-0	0-0-0	0-0-0		NEUTRAL		0-0-0		0-0-0		2-1-0			
16-8-0	0-0-0	0-0-0		CONFERENCE		0-0-0		0-0-0		16-8-0			
10-2-0	0-0-0	0-0-0		HOME		0-0-0		0-0-0		10-2-0			
5-3-0	0-0-0	0-0-0		AWAY		0-0-0		0-0-0		5-3-0			
1-3-0	0-0-0	0-0-0		NEUTRAL		0-0-0		0-0-0		1-3-0			
RPI	S	Opponent	Score	RPI	S	Opponent	Score	RPI	S	Opponent	Score		
						70	A Longwood	4		6			
										116	A Virginia	2	10
										140	H Albany (NY)	1	0
										149	H Hofstra	0	6
										170	A Radford	3	8
										170	A Radford	1	0
										172	H Delaware	1	3
										172	H Delaware	8	7
										172	N Delaware	7	6
										186	A UMBC	0	7
										186	A UMBC	2	5
										188	N Florida A&M	5	9
										210	H Drexel	2	10
										236	A Hampton	3	4
										236	A Hampton	2	1
										240	H Iona	6	2
										244	H Mt. St. Mary's	2	6
										258	N Buffalo	5	4
										261	N Robert Morris	8	11
										265	A N.C. Central	7	8
										265	A N.C. Central	10	3
										265	N N.C. Central	2	3
										267	H Central Conn. St.	3	7
										273	A Morgan St.	7	0
										273	A Morgan St.	5	6
										273	A Morgan St.	6	5
										280	H Howard	2	4
										280	H Howard	5	6
										289	H Coppin St.	3	0

Non-Div. I Games:

Norfolk St.

Norfolk St.

Norfolk
S t .

Norfolk St.

Average RPI Win:	231	WON-LOST	WINNING	LAST 10	STRENGTH OF	OPP. STRENGTH	TEAM	ADJ	CONF.	ADJ CONF.			
Average RPI Loss:	180	RECORD	PCT. RANK	GAMES	SCHEDULE	OF SCHEDULE	RPI	RPI	RPI	RPI			
DIV. I ONLY	22-33-0	.4	200	3-7-0	277	251	254	.4184	248	29	27		
DIV. I NON-CONF.	13-18-0	.41935	190	0-2-0	272	227	239	.43373	229	29	27		
<hr/>													
TOTALS	RPI 1-25	RPI 26-50		W-L RECORDS		RPI 51-100		RPI 101-150		RPI 150+			
22-33-0	0-0-0	0-0-0		OVERALL		1-4-0		1-6-0		20-23-0			
7-11-0	0-0-0	0-0-0		HOME		0-2-0		1-2-0		6-7-0			
7-18-0	0-0-0	0-0-0		AWAY		0-1-0		0-3-0		7-14-0			
8-4-0	0-0-0	0-0-0		NEUTRAL		1-1-0		0-1-0		7-2-0			
13-18-0	0-0-0	0-0-0		NON-CONFERENCE		1-4-0		0-4-0		12-10-0			
3-3-0	0-0-0	0-0-0		HOME		0-2-0		0-0-0		3-1-0			
2-11-0	0-0-0	0-0-		AWAY		0-1-0		0-3-0		2-7-0			
8-4-0	0-0-0	0-0-0		NEUTRAL		1-1-0		0-1-0		7-2-0			
9-15-0	0-0-0	0-0-0		CONFERENCE		0-0-0		1-2-0		8-13-0			
4-8-0	0-0-0	0-0-0		HOME		0-0-0		1-2-0		3-6-0			
5-7-0	0-0-0	0-0-0		AWAY		0-0-0		0-0-0		5-7-0			
0-0-0	0-0-0	0-0-0		NEUTRAL		0-0-0		0-0-0		0-0-0			
RPI	S	Opponent	Score	RPI	S	Opponent	Score	RPI	S	Opponent	Score		
						55 A	Liberty	2	10	103 N	Austin Peay	3	8
						57 N	Western Ky.	3	6	117 A	Toledo	3	4
						57 N	Western Ky.	2	1	125 H	UIC	0	6
						79 H	Miami (OH)	0	6	125 H	UIC	1	6
						79 H	Miami (OH)	2	4	125 H	UIC	4	2
										126 A	Middle Tenn.	0	3
										126 A	Middle Tenn.	0	8
										154 A	UAB	2	10
										154 A	UAB	4	12
										164 A	Kennesaw St.	1	7
										164 A	Kennesaw St.	0	4
										171 N	Mercer	6	13
										175 A	Gardner-Webb	0	7
										193 H	Detroit Mercy	2	8
										193 H	Detroit Mercy	2	10
										193 H	Detroit Mercy	3	4
										198 H	Dayton	2	8
										198 H	Dayton	7	5
										198 H	Dayton	3	0
										203 A	Bowling Green	4	10
										203 A	Bowling Green	2	4
										203 H	Bowling Green	5	4
										205 N	Saint Louis	10	9
										207 N	La.-Monroe	8	7
										207 N	La.-Monroe	10	7
										215 N	Valparaiso	11	5
										233 A	Youngstown St.	0	2
				LAST 10 GAMES									
				125 H	UIC	0	6	271 A	Cleveland St.	2	3		
				125 H	UIC	1	6	203 A	Bowling Green	2	4		
				125 H	UIC	4	2	203 A	Bowling Green	4	10		
				271 A	Cleveland St.	2	4	255 H	Oakland	2	10		
				271 A	Cleveland St.	5	1	255 H	Oakland	9	8		

Non-Div. I Games:

Wright St.

Wright St.

Through Games Of June 4, 2019 (FINAL)

RPI	S	Opponent	Score	
233	A	Youngstown St.	14	6
233	A	Youngstown St.	4	2
235	H	Northern Ky.	7	13
235	H	Northern Ky.	5	4
235	H	Northern Ky.	5	6
245	N	Princeton	0	8
251	A	IUPUI	0	7
251	A	IUPUI	2	5
251	A	IUPUI	7	8
255	H	Oakland	9	8
255	H	Oakland	2	10
255	H	Oakland	7	6
271	A	Cleveland St.	2	3
271	A	Cleveland St.	2	4
271	A	Cleveland St.	5	1
274	A	Green Bay	11	8
274	A	Green Bay	1	5
274	A	Green Bay	7	2
283	A	Morehead St.	7	2
283	A	Morehead St.	8	5
286	N	Delaware St.	4	2
294	N	UMES	8	5
297	N	South Carolina St.	9	0

Wright St.

W
r
i
g
h
t
S
t
.

W
r
i
g
h
t
S
t
.

Average RPI Win:	241	WON-LOST RECORD	WINNING PCT. RANK	LAST 10 GAMES	STRENGTH OF SCHEDULE	OPP. STRENGTH OF SCHEDULE	TEAM RPI	ADJ RPI	CONF. RPI	ADJ CONF. RPI			
DIV. I ONLY		20-31-0	.39216	209	3-7-0	235	273	243	.41744	249	21	22	
DIV. I NON-CONF.		14-17-0	.45161	168	1-2-0	279	296	249	.41222	255	24	25	
<hr/>													
TOTALS	RPI 1-25	RPI 26-50		W-L RECORDS		RPI 51-100		RPI 101-150		RPI 150+			
20-31-0	0-0-0	0-0-0		OVERALL		0-0-0		1-8-0		19-23-0			
10-11-0	0-0-0	0-0-0		HOME		0-0-0		1-4-0		9-7-0			
10-17-0	0-0-0	0-0-0		AWAY		0-0-0		0-4-0		10-13-0			
0-3-0	0-0-0	0-0-0		NEUTRAL		0-0-0		0-0-0		0-3-0			
14-17-0	0-0-0	0-0-0		NON-CONFERENCE		0-0-0		0-0-0		14-17-0			
7-5-0	0-0-0	0-0-0		HOME		0-0-0		0-0-0		7-5-0			
7-9-0	0-0-0	0-0-		AWAY		0-0-0		0-0-0		7-9-0			
0-3-0	0-0-0	0-0-0		NEUTRAL		0-0-0		0-0-0		0-3-0			
6-14-0	0-0-0	0-0-0		CONFERENCE		0-0-0		1-8-0		5-6-0			
3-6-0	0-0-0	0-0-0		HOME		0-0-0		1-4-0		2-2-0			
3-8-0	0-0-0	0-0-0		AWAY		0-0-0		0-4-0		3-4-0			
0-0-0	0-0-0	0-0-0		NEUTRAL		0-0-0		0-0-0		0-0-0			
RPI	S	Opponent	Score	RPI	S	Opponent	Score	RPI	S	Opponent	Score		
								112	H	Stony Brook	0	9	
								112	H	Stony Brook	0	9	
								112	H	Stony Brook	4	1	
								114	A	UMass Lowell	0	9	
								114	H	UMass Lowell	6	10	
								114	H	UMass Lowell	5	6	
								140	A	Albany (NY)	2	5	
								140	A	Albany (NY)	3	6	
								140	A	Albany (NY)	2	8	
								153	H	UConn	1	17	
								153	H	UConn	0	11	
								158	N	Loyola Chicago	0	8	
								175	A	Gardner-Webb	4	12	
								183	A	Marist	4	2	
								183	A	Marist	1	3	
								186	A	UMBC	0	9	
								186	A	UMBC	6	3	
								186	A	UMBC	2	3	
								186	H	UMBC	0	3	
								201	A	Binghamton	3	5	
								201	H	Binghamton	6	4	
				LAST 10 GAMES				201	H	Binghamton	3	7	
				201	A	Binghamton	3	5	270	A	Holy Cross	0	1
				186	H	UMBC	0	3	270	A	Holy Cross	2	1
				186	A	UMBC	6	3	221	A	Fairfield	0	4
				186	A	UMBC	2	3	114	A	UMass Lowell	0	9
				186	A	UMBC	0	9	201	H	Binghamton	9	2
								230	A	Sacred Heart	0	4	

Non-Div. I Games:

Hartford

RPI	S	Opponent	Score	
230	A	Sacred Heart	3	1
230	N	Sacred Heart	3	10
231	A	Siena	3	8
231	A	Siena	11	0
231	H	Siena	7	5
246	H	Manhattan	5	4
253	A	Maine	1	0
253	A	Maine	2	5
253	A	Maine	4	2
254	A	Yale	0	5
254	A	Yale	3	4
255	N	Oakland	4	7
267	A	Central Conn. St.	9	7
267	A	Central Conn. St.	10	9
267	H	Central Conn. St.	3	0
267	H	Central Conn. St.	5	10
270	A	Holy Cross	2	1
270	A	Holy Cross	0	1
276	A	Quinnipiac	0	6
276	A	Quinnipiac	9	8
281	H	Fairleigh Dickinson	7	1
281	H	Fairleigh Dickinson	4	2
296	H	Saint Peter's	17	7
296	H	Saint Peter's	8	5

Hartford

H
a
r
t
f
o
r
d

H
a
r
t
f
o
r
d

[illegible]

Non-Div. I Games:

A&M-Corpus Christi

RPI	S	Opponent	Score	
217	H	Prairie View	4	5
218	A	Texas Southern	0	2
218	H	Texas Southern	2	1
229	A	Abilene Christian	4	7
229	A	Abilene Christian	1	12
229	A	Abilene Christian	5	10
263	H	Incarnate Word	0	1
263	H	Incarnate Word	2	7
263	N	Incarnate Word	6	2

A&M-Corpus Christi

A
&
M
-
C
o
r
p
u
s
C
h
r
i
s
t
i

A
&
M
-
C
o
r
p
u
s
C
h
r
i
s
t
i

RPI	S	Opponent	Score	
233	H	Youngstown St.	3	6
235	A	Northern Ky.	4	2
235	A	Northern Ky.	13	5
235	A	Northern Ky.	1	0
235	N	Northern Ky.	1	3
235	N	Northern Ky.	1	0
244	N	Mt. St. Mary's	3	0
248	H	Wright St.	7	0
248	H	Wright St.	8	7
248	H	Wright St.	5	2
255	H	Oakland	7	1
255	H	Oakland	9	10
255	H	Oakland	11	3
271	A	Cleveland St.	10	6
271	A	Cleveland St.	0	1
271	A	Cleveland St.	7	1
274	A	Green Bay	1	7
274	A	Green Bay	13	14
274	A	Green Bay	0	7
283	N	Morehead St.	11	2

IUPUI

I
U
P
U
I

Average RPI Win: 207		WON-LOST RECORD		WINNING PCT. RANK		LAST 10 GAMES		STRENGTH OF SCHEDULE		OPP. STRENGTH OF SCHEDULE		TEAM RPI		ADJ RPI		CONF. RPI		ADJ CONF. RPI	
DIV. I ONLY		10-39-0		.20408 284		2-8-0		146		208		253		.41479 252		22		21	
DIV. I NON-CONF.		6-22-0		.21429 260		1-1-0		113		225		242		.42646 239		20		20	
TOTALS		RPI 1-25		RPI 26-50		W-L RECORDS		RPI 51-100		RPI 101-150		RPI 150+							
10-39-0		0-0-0		0-5-0		OVERALL		1-5-0		1-14-0		8-15-0							
4-10-0		0-0-0		0-3-0		HOME		0-0-0		0-1-0		4-6-0							
1-15-0		0-0-0		0-0-0		AWAY		0-1-0		0-9-0		1-5-0							
5-14-0		0-0-0		0-2-0		NEUTRAL		1-4-0		1-4-0		3-4-0							
6-22-0		0-0-0		0-2-0		NON-CONFERENCE		1-5-0		1-6-0		4-9-0							
1-4-0		0-0-0		0-0-0		HOME		0-0-0		0-1-0		1-3-0							
1-6-0		0-0-0		0-0-		AWAY		0-1-0		0-3-0		1-2-0							
4-12-0		0-0-0		0-2-0		NEUTRAL		1-4-0		1-2-0		2-4-0							
4-17-0		0-0-0		0-3-0		CONFERENCE		0-0-0		0-8-0		4-6-0							
3-6-0		0-0-0		0-3-0		HOME		0-0-0		0-0-0		3-3-0							
0-9-0		0-0-0		0-0-0		AWAY		0-0-0		0-6-0		0-3-0							
1-2-0		0-0-0		0-0-0		NEUTRAL		0-0-0		0-2-0		1-0-0							
RPI	S	Opponent	Score	RPI	S	Opponent	Score	RPI	S	Opponent	Score	RPI	S	Opponent	Score				
				40	N	Lipscomb	2 10	77	N	DePaul	0 1	107	A	South Dakota St.	6 10				
				40	N	Lipscomb	0 6	78	N	Jacksonville St.	2 7	107	A	South Dakota St.	2 5				
				47	H	North Dakota St.	0 5	91	N	Eastern Ky.	1 11	107	A	South Dakota St.	4 6				
				47	H	North Dakota St.	0 7	92	A	Purdue	4 5	107	N	South Dakota St.	6 7				
				47	H	North Dakota St.	1 11	94	N	UNI	8 2	109	N	North Ala.	8 6				
								94	N	UNI	1 6	122	A	Belmont	0 8				
												122	A	Belmont	1 8				
												124	H	Ball St.	3 4				
												125	N	UIC	3 10				
												129	A	Murray St.	0 2				
												130	N	Southeastern La.	1 3				
												136	A	South Dakota	0 7				
												136	A	South Dakota	0 6				
												136	A	South Dakota	0 10				
												136	N	South Dakota	1 5				
												151	N	Samford	2 5				
												158	A	Loyola Chicago	0 2				
												168	A	Western Ill.	3 9				
												168	A	Western Ill.	4 5				
												168	A	Western Ill.	2 3				
												168	N	Western Ill.	7 5				
												178	N	UT Martin	1 9				
												182	H	Western Mich.	0 3				
												193	N	Detroit Mercy	3 5				
												203	H	Bowling Green	3 6				
												203	H	Bowling Green	1 5				
												214	N	Evansville	3 1				
LAST 10 GAMES																			
				107	N	South Dakota St.	6 7	168	A	Western Ill.	3 9	182	H	Western Mich.	0 3				
				136	N	South Dakota	1 5	168	A	Western Ill.	4 5	193	N	Detroit Mercy	3 5				
				168	N	Western Ill.	7 5	168	A	Western Ill.	2 3	203	H	Bowling Green	3 6				
				255	H	Oakland	4 3	107	A	South Dakota St.	4 6	203	H	Bowling Green	1 5				
				124	H	Ball St.	3 4	107	A	South Dakota St.	2 5	214	N	Evansville	3 1				

Non-Div. I Games:

Purdue Fort Wayne

RPI	S	Opponent	Score	
216	N	Western Caro.	8	7
224	A	Butler	2	3
226	H	North Dakota	1	4
226	H	North Dakota	2	6
226	H	North Dakota	7	3
239	A	Alabama St.	9	6
255	H	Oakland	4	3
272	H	Omaha	6	4
272	H	Omaha	6	5
272	H	Omaha	4	9
274	N	Green Bay	1	3

Purdue Fort Wayne

P
u
r
d
u
e
F
o
r
t
W
a
y
n
e

P
u
r
d
u
e
F
o
r
t
W
a
y
n
e

Maine

Maine				Through Games Of June 4, 2019 (FINAL)										
Average RPI Win:		203	WON-LOST	WINNING	LAST 10	STRENGTH OF		OPP. STRENGTH	TEAM	ADJ		CONF.	ADJ CONF.	
Average RPI Loss:		166	RECORD	PCT. RANK	GAMES	SCHEDULE		OF SCHEDULE	RPI	RPI		RPI	RPI	
DIV. I ONLY			12-29-0	.29268 256	3-7-0	218		211	252	.41437 253		21	22	
DIV. I NON-CONF.			8-16-0	.33333 225	1-1-0	270		215	264	.4076 260		24	25	
TOTALS		RPI 1-25	RPI 26-50		W-L RECORDS		RPI 51-100		RPI 101-150		RPI 150+			
12-29-0		0-1-0	0-0-0		OVERALL		0-1-0		3-11-0		9-16-0			
3-7-0		0-0-0	0-0-0		HOME		0-0-0		1-4-0		2-3-0			
5-15-0		0-0-0	0-0-0		AWAY		0-0-0		1-7-0		4-8-0			
4-7-0		0-1-0	0-0-0		NEUTRAL		0-1-0		1-0-0		3-5-0			
8-16-0		0-1-0	0-0-0		NON-CONFERENCE		0-1-0		2-4-0		6-10-0			
1-1-0		0-0-0	0-0-0		HOME		0-0-0		0-0-0		1-1-0			
3-8-0		0-0-0	0-0-		AWAY		0-0-0		1-4-0		2-4-0			
4-7-0		0-1-0	0-0-0		NEUTRAL		0-1-0		1-0-0		3-5-0			
4-13-0		0-0-0	0-0-0		CONFERENCE		0-0-0		1-7-0		3-6-0			
2-6-0		0-0-0	0-0-0		HOME		0-0-0		1-4-0		1-2-0			
2-7-0		0-0-0	0-0-0		AWAY		0-0-0		0-3-0		2-4-0			
0-0-0		0-0-0	0-0-0		NEUTRAL		0-0-0		0-0-0		0-0-0			
RPI S	Opponent		Score		RPI S	Opponent		Score		RPI S	Opponent		Score	
19 N	Texas Tech		0 10							59 N	Southeast Mo. St.		2 6	
										112 H	Stony Brook		0 5	
										112 H	Stony Brook		7 3	
										112 H	Stony Brook		3 7	
										114 A	UMass Lowell		2 5	
										114 A	UMass Lowell		5 7	
										114 A	UMass Lowell		0 8	
										122 A	Belmont		5 13	
										122 A	Belmont		1 4	
										126 A	Middle Tenn.		2 1	
										129 N	Murray St.		6 5	
										138 A	Memphis		2 8	
										140 H	Albany (NY)		7 11	
										140 H	Albany (NY)		1 2	
										148 A	Kansas		4 6	
										166 N	UTSA		0 3	
										166 N	UTSA		5 6	
										179 A	Lamar University		2 7	
										179 A	Lamar University		2 4	
										186 A	UMBC		0 7	
										186 A	UMBC		0 4	
										186 A	UMBC		4 0	
										201 A	Binghamton		1 3	
										201 A	Binghamton		8 2	
										201 A	Binghamton		0 9	
										206 N	UMKC		0 7	
										206 N	UMKC		2 8	
										206 N	UMKC		5 4	
										201 A	Binghamton		1 3	
										201 A	Binghamton		8 2	
										201 A	Binghamton		0 9	
										206 N	UMKC		0 7	
										206 N	UMKC		2 8	
										206 N	UMKC		5 4	
										201 A	Binghamton		1 3	
										201 A	Binghamton		8 2	
										201 A	Binghamton		0 9	
										206 N	UMKC		0 7	
										206 N	UMKC		2 8	
										206 N	UMKC		5 4	

Non-Div. I Games:

Maine

RPI	S	Opponent	Score	
227	A	Tennessee St.	6	1
227	A	Tennessee St.	9	3
229	A	Abilene Christian	2	9
229	A	Abilene Christian	2	9
240	N	Iona	3	1
246	N	Manhattan	1	5
249	H	Hartford	2	4
249	H	Hartford	0	1
249	H	Hartford	5	2
259	N	Rhode Island	11	2
270	H	Holy Cross	8	7
270	H	Holy Cross	2	3

Maine

M
a
i
n
e

M
a
i
n
e

Average RPI Win:	226	WON-LOST	WINNING	LAST 10	STRENGTH OF	OPP. STRENGTH	TEAM	ADJ	CONF.	ADJ CONF.					
Average RPI Loss:	194	RECORD	PCT. RANK	GAMES	SCHEDULE	OF SCHEDULE	RPI	RPI	RPI	RPI					
DIV. I ONLY		16-27-0	.37209	218	4-6-0	242	268	249	.41319	254	28	29			
DIV. I NON-CONF.		6-16-0	.27273	246	1-1-0	188	263	253	.41176	256	28	28			
<hr/>															
TOTALS	RPI 1-25	RPI 26-50		W-L RECORDS		RPI 51-100		RPI 101-150		RPI 150+					
16-27-0	0-0-0	0-2-0		OVERALL		0-2-0		2-3-0		14-20-0					
7-13-0	0-0-0	0-0-0		HOME		0-0-0		0-2-0		7-11-0					
7-9-0	0-0-0	0-0-0		AWAY		0-1-0		0-1-0		7-7-0					
2-5-0	0-0-0	0-2-0		NEUTRAL		0-1-0		2-0-0		0-2-0					
<hr/>															
6-16-0	0-0-0	0-2-0		NON-CONFERENCE		0-2-0		2-3-0		4-9-0					
3-8-0	0-0-0	0-0-0		HOME		0-0-0		0-2-0		3-6-0					
1-3-0	0-0-0	0-0-		AWAY		0-1-0		0-1-0		1-1-0					
2-5-0	0-0-0	0-2-0		NEUTRAL		0-1-0		2-0-0		0-2-0					
<hr/>															
10-11-0	0-0-0	0-0-0		CONFERENCE		0-0-0		0-0-0		10-11-0					
4-5-0	0-0-0	0-0-0		HOME		0-0-0		0-0-0		4-5-0					
6-6-0	0-0-0	0-0-0		AWAY		0-0-0		0-0-0		6-6-0					
0-0-0	0-0-0	0-0-0		NEUTRAL		0-0-0		0-0-0		0-0-0					
<hr/>															
RPI	S	Opponent	Score	RPI	S	Opponent	Score	RPI	S	Opponent	Score				
				35	N	Boise St.	3 5	74	A	Grand Canyon	3 6				
				35	N	Boise St.	1 2	92	N	Purdue	4 5				
										112	N	Stony Brook	8 2		
										114	H	UMass Lowell	1 9		
										114	H	UMass Lowell	3 7		
										120	N	LIU Brooklyn	1 0		
										147	A	Fla. Atlantic	3 5		
										155	A	Harvard	7 5		
										155	A	Harvard	6 7		
										155	A	Harvard	1 7		
										188	N	Florida A&M	5 6		
										191	H	Columbia	2 4		
										191	H	Columbia	5 2		
										191	H	Columbia	0 3		
										213	H	Penn	8 0		
										213	H	Penn	0 3		
										213	H	Penn	6 4		
										221	H	Fairfield	0 3		
										226	N	North Dakota	5 6		
										230	H	Sacred Heart	1 2		
										230	H	Sacred Heart	4 1		
										232	H	Dartmouth	8 5		
										232	H	Dartmouth	2 10		
										232	H	Dartmouth	3 11		
				LAST 10 GAMES						232	H	Dartmouth	3 11		
				155	A	Harvard	7 5	191	H	Columbia	2 4	245	A	Princeton	4 1
				155	A	Harvard	1 7	230	H	Sacred Heart	4 1	245	A	Princeton	0 8
				155	A	Harvard	6 7	230	H	Sacred Heart	1 2	245	A	Princeton	0 2
				191	H	Columbia	0 3	279	A	Brown	4 2	249	H	Hartford	5 0
				191	H	Columbia	5 2	279	A	Brown	1 2	249	H	Hartford	4 3

Non-Div. I Games:

Yale

RPI	S	Opponent	Score
267	H	Central Conn. St.	1 7
267	H	Central Conn. St.	2 4
268	A	Wagner	3 11
268	A	Wagner	7 5
276	H	Quinnipiac	0 9
276	H	Quinnipiac	3 8
279	A	Brown	2 5
279	A	Brown	1 2
279	A	Brown	4 2
284	A	Cornell	12 5
284	A	Cornell	10 1
284	A	Cornell	15 5

Average RPI Win:	213	WON-LOST	WINNING	LAST 10	STRENGTH OF	OPP. STRENGTH	TEAM	ADJ	CONF.	ADJ CONF.	
Average RPI Loss:	196	RECORD	PCT. RANK	GAMES	SCHEDULE	OF SCHEDULE	RPI	RPI	RPI	RPI	
DIV. I ONLY	18-33-0	.35294	226	4-6-0	255	257	258	.41309	255	29	27
DIV. I NON-CONF.	8-17-0	.32	233	1-3-0	233	224	245	.42359	242	29	27
<hr/>											
TOTALS	RPI 1-25	RPI 26-50		W-L RECORDS		RPI 51-100		RPI 101-150		RPI 150+	
18-33-0	0-0-0	0-0-0		OVERALL		1-1-0		3-6-0		14-26-0	
6-7-0	0-0-0	0-0-0		HOME		0-0-0		2-3-0		4-4-0	
6-19-0	0-0-0	0-0-0		AWAY		1-1-0		1-1-0		4-17-0	
6-7-0	0-0-0	0-0-0		NEUTRAL		0-0-0		0-2-0		6-5-0	
8-17-0	0-0-0	0-0-0		NON-CONFERENCE		1-1-0		1-5-0		6-11-0	
0-2-0	0-0-0	0-0-0		HOME		0-0-0		0-2-0		0-0-0	
3-10-0	0-0-0	0-0-		AWAY		1-1-0		1-1-0		1-8-0	
5-5-0	0-0-0	0-0-0		NEUTRAL		0-0-0		0-2-0		5-3-0	
10-16-0	0-0-0	0-0-0		CONFERENCE		0-0-0		2-1-0		8-15-0	
6-5-0	0-0-0	0-0-0		HOME		0-0-0		2-1-0		4-4-0	
3-9-0	0-0-0	0-0-0		AWAY		0-0-0		0-0-0		3-9-0	
1-2-0	0-0-0	0-0-0		NEUTRAL		0-0-0		0-0-0		1-2-0	
RPI	S	Opponent	Score	RPI	S	Opponent	Score	RPI	S	Opponent	Score

Non-Div. I Games:

Oakland

RPI	S	Opponent	Score	
233	A	Youngstown St.	4	8
233	A	Youngstown St.	9	14
233	N	Youngstown St.	6	4
235	H	Northern Ky.	4	5
235	H	Northern Ky.	5	6
235	N	Northern Ky.	2	3
248	A	Wright St.	8	9
248	A	Wright St.	10	2
248	A	Wright St.	6	7
249	N	Hartford	7	4
251	A	IUPUI	1	7
251	A	IUPUI	3	11
251	A	IUPUI	10	9
252	A	Purdue Fort Wayne	3	4
271	H	Cleveland St.	6	5
271	H	Cleveland St.	5	6
271	H	Cleveland St.	4	3
274	H	Green Bay	6	7
274	H	Green Bay	4	0
274	H	Green Bay	3	2
277	N	Lafayette	10	3
282	N	La Salle	5	6

Oakland

O
a
k
l
a
n
d

O
a
k
l
a
n
d

Average RPI Win:	223	WON-LOST	WINNING	LAST 10	STRENGTH OF	OPP. STRENGTH	TEAM	ADJ	CONF.	ADJ CONF.	
Average RPI Loss:	149	RECORD	PCT. RANK	GAMES	SCHEDULE	OF SCHEDULE	RPI	RPI	RPI	RPI	
DIV. I ONLY	15-32-0	.31915	246	1-9-0	232	219	250	.41307	256	17	16
DIV. I NON-CONF.	11-15-0	.42308	186	0	284	261	252	.41544	251	18	18
<hr/>											
TOTALS	RPI 1-25	RPI 26-50		W-L RECORDS		RPI 51-100		RPI 101-150		RPI 150+	
15-32-0	0-0-0	0-1-0		OVERALL		0-12-0		0-2-0		15-17-0	
3-9-0	0-0-0	0-0-0		HOME		0-3-0		0-1-0		3-5-0	
3-16-0	0-0-0	0-1-0		AWAY		0-9-0		0-0-0		3-6-0	
9-7-0	0-0-0	0-0-0		NEUTRAL		0-0-0		0-1-0		9-6-0	
11-15-0	0-0-0	0-1-0		NON-CONFERENCE		0-1-0		0-2-0		11-11-0	
0-3-0	0-0-0	0-0-0		HOME		0-0-0		0-1-0		0-2-0	
3-5-0	0-0-0	0-0-		AWAY		0-1-0		0-0-0		3-3-0	
8-7-0	0-0-0	0-0-0		NEUTRAL		0-0-0		0-1-0		8-6-0	
4-17-0	0-0-0	0-0-0		CONFERENCE		0-11-0		0-0-0		4-6-0	
3-6-0	0-0-0	0-0-0		HOME		0-3-0		0-0-0		3-3-0	
0-11-0	0-0-0	0-0-0		AWAY		0-8-0		0-0-0		0-3-0	
1-0-0	0-0-0	0-0-0		NEUTRAL		0-0-0		0-0-0		1-0-0	
<hr/>											
RPI	S	Opponent	Score	RPI	S	Opponent	Score	RPI	S	Opponent	Score
				49	A	San Jose St.	0 6	56	A	Seattle U	0 1
								56	A	Seattle U	0 8
								56	A	Seattle U	1 6
								63	A	Fresno St.	3 5
								72	H	New Mexico St.	3 11
								72	H	New Mexico St.	0 9
								72	H	New Mexico St.	4 7
								74	A	Grand Canyon	1 9
								74	A	Grand Canyon	2 3
								74	A	Grand Canyon	0 6
								74	A	Grand Canyon	5 9
								74	A	Grand Canyon	4 6
										</	

Non-Div. I Games:

CSU Bakersfield

RPI	S	Opponent	Score	
241	A	San Diego	2	3
241	N	San Diego	2	4
241	N	San Diego	12	4
242	A	Santa Clara	6	5
242	N	Santa Clara	8	10
242	N	Santa Clara	5	2
288	N	Southern Utah	11	5

CSU Bakersfield

C
S
U
B
a
k
e
r
s
f
i
e
l
d

C
S
U
B
a
k
e
r
s
f
i
e
l
d

Average RPI Win:	262	WON-LOST RECORD	WINNING PCT. RANK	LAST 10 GAMES	STRENGTH OF SCHEDULE	OPP. STRENGTH OF SCHEDULE	TEAM RPI	ADJ RPI	CONF. RPI	ADJ CONF. RPI		
DIV. I ONLY		15-31-0	.32609	240	6-4-0	249	262	261	.40897	257	30	30
DIV. I NON-CONF.		6-19-0	.24	256	1-0-0	218	241	267	.40527	263	30	30

TOTALS	RPI 1-25	RPI 26-50		W-L RECORDS		RPI 51-100		RPI 101-150		RPI 150+		
15-31-0	0-0-0	0-0-0		OVERALL		0-7-0		0-8-0		15-16-0		
10-6-0	0-0-0	0-0-0		HOME		0-0-0		0-1-0		10-5-0		
4-16-0	0-0-0	0-0-0		AWAY		0-3-0		0-7-0		4-6-0		
1-9-0	0-0-0	0-0-0		NEUTRAL		0-4-0		0-0-0		1-5-0		
6-19-0	0-0-0	0-0-0		NON-CONFERENCE		0-7-0		0-6-0		6-6-0		
4-1-0	0-0-0	0-0-0		HOME		0-0-0		0-1-0		4-0-0		
1-9-0	0-0-0	0-0-		AWAY		0-3-0		0-5-0		1-1-0		
1-9-0	0-0-0	0-0-0		NEUTRAL		0-4-0		0-0-0		1-5-0		
9-12-0	0-0-0	0-0-0		CONFERENCE		0-0-0		0-2-0		9-10-0		
6-5-0	0-0-0	0-0-0		HOME		0-0-0		0-0-0		6-5-0		
3-7-0	0-0-0	0-0-0		AWAY		0-0-0		0-2-0		3-5-0		
0-0-0	0-0-0	0-0-0		NEUTRAL		0-0-0		0-0-0		0-0-0		
RPI	S	Opponent	Score	RPI	S	Opponent	Score	RPI	S	Opponent	Score	
						77 N DePaul	3 10	115 A George Washington	5 13			
						77 N DePaul	5 11	115 A George Washington	8 10			
						91 N Eastern Ky.	4 12	127 A Monmouth	1 9			
						91 N Eastern Ky.	9 11	127 A Monmouth	1 4			
						93 A Hawaii	2 7	131 H Syracuse	6 9			
						93 A Hawaii	1 4	143 A UNCW	0 4			
						93 A Hawaii	6 9	143 A UNCW	1 10			
								143 A UNCW	2 7			
								163 N New Mexico	0 10			
								183 H Marist	4 5			
								183 H Marist	4 6			
								186 N UMBC	0 4			
								186 N UMBC	0 8			
								192 A Charlotte	8 4			
								192 A Charlotte	3 4			
								221 A Fairfield	6 2			
								221 A Fairfield	4 6			
								231 A Siena	1 4			
								231 A Siena	2 3			
								233 N Youngstown St.	2 1			
								233 N Youngstown St.	0 4			
				LAST 10 GAMES				240 A Iona	0 2			
				183 H Marist	4 6	296 H Saint Peter's	4 1	240 A Iona	1 6			
				183 H Marist	4 5	246 H Manhattan	4 3	246 H Manhattan	4 3			
				276 H Quinnipiac	4 1	246 H Manhattan	2 13	246 H Manhattan	2 13			
				276 H Quinnipiac	4 2	246 H Manhattan	4 3	246 H Manhattan	4 3			
				296 H Saint Peter's	4 7	291 H St. Bonaventure	10 5	258 H Buffalo	2 0			

Non-Div. I Games:

Canisius

Canisius

[illegible]

Non-Div. I Games:

Buffalo

RPI	S	Opponent	Score	
260	A	Akron	16	6
260	A	Akron	3	4
260	H	Akron	6	5
272	N	Omaha	2	5
272	N	Omaha	4	1
291	A	St. Bonaventure	12	3

Buffalo

B
u
f
f
a
l
o

B
u
f
f
a
l
o

Average RPI Win: 210		WON-LOST	WINNING	LAST 10	STRENGTH OF		OPP. STRENGTH	TEAM	ADJ		CONF.	ADJ CONF.			
Average RPI Loss: 193		RECORD	PCT. RANK	GAMES	SCHEDULE		OF SCHEDULE	RPI	RPI		RPI	RPI			
DIV. I ONLY		17-29-0	.36957	219	3-7-0		276	242	262	.40621	259	25	26		
DIV. I NON-CONF.		11-15-0	.42308	186	0		262	251	231	.43031	232	26	26		
TOTALS		RPI 1-25	RPI 26-50		W-L RECORDS		RPI 51-100		RPI 101-150		RPI 150+				
17-29-0	0-0-0	0-0-0		OVERALL		1-1-0		3-7-0		13-21-0					
6-9-0	0-0-0	0-0-0		HOME		0-0-0		1-1-0		5-8-0					
1-16-0	0-0-0	0-0-0		AWAY		0-1-0		1-6-0		0-9-0					
10-4-0	0-0-0	0-0-0		NEUTRAL		1-0-0		1-0-0		8-4-0					
11-15-0	0-0-0	0-0-0		NON-CONFERENCE		1-1-0		1-5-0		9-9-0					
1-3-0	0-0-0	0-0-0		HOME		0-0-0		0-0-0		1-3-0					
0-8-0	0-0-0	0-0-		AWAY		0-1-0		0-5-0		0-2-0					
10-4-0	0-0-0	0-0-0		NEUTRAL		1-0-0		1-0-0		8-4-0					
6-14-0	0-0-0	0-0-0		CONFERENCE		0-0-0		2-2-0		4-12-0					
5-6-0	0-0-0	0-0-0		HOME		0-0-0		1-1-0		4-5-0					
1-8-0	0-0-0	0-0-0		AWAY		0-0-0		1-1-0		0-7-0					
0-0-0	0-0-0	0-0-0		NEUTRAL		0-0-0		0-0-0		0-0-0					
RPI	S	Opponent	Score	RPI	S	Opponent	Score	RPI	S	Opponent	Score				
								84	N	NC State	1 0				
								97	A	Boston U.	1 4				
										123	A Maryland	4 6			
										133	N Villanova	5 3			
										137	A Fordham	1 0			
										137	A Fordham	5 8			
										139	A Providence	3 4			
										141	H Massachusetts	1 2			
										141	H Massachusetts	4 3			
										143	A UNCW	6 8			
										143	A UNCW	6 9			
										145	A Col. of Charleston	0 4			
										160	A Saint Joseph's	0 15			
										160	A Saint Joseph's	1 10			
										160	A Saint Joseph's	1 2			
										166	N UTSA	3 10			
										166	N UTSA	0 4			
										170	N Radford	4 3			
										170	N Radford	1 7			
										179	A Lamar University	1 2			
										179	A Lamar University	1 4			
										183	N Marist	5 2			
										186	N UMBC	5 4			
				LAST 10 GAMES						198	A Dayton	0 1			
				137	A	Fordham	5 8	141	H	Massachusetts	1 2	205	A	Saint Louis	8 10
				137	A	Fordham	1 0	141	H	Massachusetts	4 3	205	A	Saint Louis	6 8
				282	H	La Salle	2 0	205	A	Saint Louis	6 8	205	A	Saint Louis	2 10
				282	H	La Salle	3 6	205	A	Saint Louis	2 10	210	N	Drexel	12 6
				282	H	La Salle	5 9	205	A	Saint Louis	8 10	212	H	George Mason	1 2

Non-Div. I Games:

Rhode Island

RPI	S	Opponent	Score	
212	H	George Mason	3	2
212	H	George Mason	1	0
221	H	Fairfield	4	5
233	N	Youngstown St.	7	1
243	N	Bryant	3	0
253	N	Maine	2	11
270	H	Holy Cross	1	6
270	H	Holy Cross	1	3
279	H	Brown	3	0
280	N	Howard	8	0
282	H	La Salle	2	0
282	H	La Salle	3	6
282	H	La Salle	5	9
291	H	St. Bonaventure	1	3
291	H	St. Bonaventure	4	5
291	H	St. Bonaventure	10	9
296	N	Saint Peter's	8	0

Rhode Island

R
h
o
d
e
I
s
l
a
n
d

R
h
o
d
e
I
s
l
a
n
d

Average RPI Win:	243	WON-LOST RECORD	WINNING PCT. RANK	LAST 10 GAMES	STRENGTH OF SCHEDULE	OPP. STRENGTH OF SCHEDULE	TEAM RPI	ADJ RPI	CONF. RPI	ADJ CONF. RPI	
Average RPI Loss:	158										
DIV. I ONLY	13-31-2	.30435	250	4-6-0	229	240	259	.40591	260	14	15
DIV. I NON-CONF.	10-13-2	.44	174	3-0-0	281	285	246	.41626	250	16	16
<hr/>											
TOTALS	RPI 1-25	RPI 26-50		W-L RECORDS		RPI 51-100		RPI 101-150		RPI 150+	
13-31-2	0-0-0	0-0-0		OVERALL		0-6-0		1-9-0		12-16-2	
3-8-0	0-0-0	0-0-0		HOME		0-2-0		0-3-0		3-3-0	
4-15-1	0-0-0	0-0-0		AWAY		0-3-0		1-5-0		3-7-1	
6-8-1	0-0-0	0-0-0		NEUTRAL		0-1-0		0-1-0		6-6-1	
10-13-2	0-0-0	0-0-0		NON-CONFERENCE		0-1-0		0-1-0		10-11-2	
2-0-0	0-0-0	0-0-0		HOME		0-0-0		0-0-0		2-0-0	
2-5-1	0-0-0	0-0-		AWAY		0-0-0		0-0-0		2-5-1	
6-8-1	0-0-0	0-0-0		NEUTRAL		0-1-0		0-1-0		6-6-1	
3-18-0	0-0-0	0-0-0		CONFERENCE		0-5-0		1-8-0		2-5-0	
1-8-0	0-0-0	0-0-0		HOME		0-2-0		0-3-0		1-3-0	
2-10-0	0-0-0	0-0-0		AWAY		0-3-0		1-5-0		1-2-0	
0-0-0	0-0-0	0-0-0		NEUTRAL		0-0-0		0-0-0		0-0-0	
RPI	S	Opponent	Score	RPI	S	Opponent	Score	RPI	S	Opponent	Score
						52 N Indiana	1 8	102 H Ohio		5 13	
						75 H Kent St.	0 9	102 H Ohio		1 9	
						75 H Kent St.	4 6	102 H Ohio		4 9	
						79 A Miami (OH)	0 6	117 A Toledo		0 3	
						79 A Miami (OH)	2 4	117 A Toledo		11 5	
						79 A Miami (OH)	4 7	117 A Toledo		1 6	
								122 N Belmont		2 10	
								124 A Ball St.		1 13	
								124 A Ball St.		6 14	
								124 A Ball St.		1 9	
								158 N Loyola Chicago		2 11	
								171 A Mercer		7 11	
								171 N Mercer		2 9	
								178 A UT Martin		2 5	
								178 A UT Martin		2 9	
								182 H Western Mich.		10 18	
								182 H Western Mich.		3 4	
								184 N ETSU		2 9	
								184 N ETSU		6 6	
								203 A Bowling Green		2 3	
								203 A Bowling Green		5 1	
				LAST 10 GAMES				210 N Drexel		8 4	
				79 A Miami (OH)	4 7	261 H Robert Morris	12 3	212 N George Mason		9 3	
				79 A Miami (OH)	2 4	261 H Robert Morris	5 3	233 A Youngstown St.		1 2	
				79 A Miami (OH)	0 6	75 H Kent St.	4 6	233 A Youngstown St.		5 6	
				203 A Bowling Green	5 1	75 H Kent St.	0 9	258 A Buffalo		5 6	
				203 A Bowling Green	2 3	266 A Niagara	4 0	258 H Buffalo		6 16	

Non-Div. I Games:

Akron

RPI	S	Opponent	Score	
258	H	Buffalo	4	3
261	H	Robert Morris	12	3
261	H	Robert Morris	5	3
264	A	Presbyterian	6	6
266	A	Niagara	1	0
266	A	Niagara	4	0
270	N	Holy Cross	6	0
273	N	Morgan St.	5	0
273	N	Morgan St.	12	11
274	N	Green Bay	5	7
274	N	Green Bay	2	8
276	N	Quinnipiac	2	11
285	N	N.C. A&T	8	0

Akron

A
k
r
o
n

A
k
r
o
n

[illegible]

Non-Div. I Games:

Robert Morris

RPI	S	Opponent	Score	
267	A	Central Conn. St.	5	2
267	A	Central Conn. St.	2	0
268	H	Wagner	1	11
268	H	Wagner	10	1
271	H	Cleveland St.	6	5
271	H	Cleveland St.	5	8
271	N	Cleveland St.	8	11
271	N	Cleveland St.	6	4
286	N	Delaware St.	7	1
291	A	St. Bonaventure	8	2
291	A	St. Bonaventure	1	11

Robert Morris

R
o
b
e
r
t
M
o
r
r
i
s

R
o
b
e
r
t
M
o
r
r
i
s

Average RPI Win: 271		WON-LOST RECORD	WINNING PCT. RANK	LAST 10 GAMES	STRENGTH OF SCHEDULE	OPP. STRENGTH OF SCHEDULE	TEAM RPI	ADJ RPI		CONF. RPI	ADJ CONF. RPI
Average RPI Loss: 215											
DIV. I ONLY		20-18-0	.52632 128	5-5-0	296	283	263	.40332	262	31	31
DIV. I NON-CONF.		7-8-0	.46667 157	0	292	287	258	.40784	259	31	31
<hr/>											
TOTALS		RPI 1-25	RPI 26-50		W-L RECORDS		RPI 51-100		RPI 101-150		RPI 150+
20-18-0		0-0-0	0-0-0		OVERALL		0-1-0		0-2-0		20-15-0
9-1-0		0-0-0	0-0-0		HOME		0-0-0		0-0-0		9-1-0
7-11-0		0-0-0	0-0-0		AWAY		0-0-0		0-2-0		7-9-0
4-6-0		0-0-0	0-0-0		NEUTRAL		0-1-0		0-0-0		4-5-0
7-8-0		0-0-0	0-0-0		NON-CONFERENCE		0-1-0		0-2-0		7-5-0
0-0-0		0-0-0	0-0-0		HOME		0-0-0		0-0-0		0-0-0
4-4-0		0-0-0	0-0-		AWAY		0-0-0		0-2-0		4-2-0
3-4-0		0-0-0	0-0-0		NEUTRAL		0-1-0		0-0-0		3-3-0
13-10-0		0-0-0	0-0-0		CONFERENCE		0-0-0		0-0-0		13-10-0
9-1-0		0-0-0	0-0-0		HOME		0-0-0		0-0-0		9-1-0
3-7-0		0-0-0	0-0-0		AWAY		0-0-0		0-0-0		3-7-0
1-2-0		0-0-0	0-0-0		NEUTRAL		0-0-0		0-0-0		1-2-0
RPI S	Opponent	Score	RPI S	Opponent	Score	RPI S	Opponent	Score	RPI S	Opponent	Score
						78 N	Jacksonville St.	6 9	122 A	Belmont	1 9
									122 A	Belmont	0 9
									178 N	UT Martin	8 9
									198 N	Dayton	3 8
									216 N	Western Caro.	4 1
									217 N	Prairie View	1 6
									218 A	Texas Southern	0 4
									218 A	Texas Southern	7 8
									218 A	Texas Southern	5 8
									218 N	Texas Southern	0 1
									227 A	Tennessee St.	2 10
									227 A	Tennessee St.	4 9
									235 N	Northern Ky.	4 0
									239 A	Alabama St.	3 6
									239 A	Alabama St.	5 4
									239 A	Alabama St.	9 3
									239 A	Alabama St.	10 3
									269 H	Alcorn	1 0
									269 H	Alcorn	3 2
									269 H	Alcorn	5 4
									269 N	Alcorn	4 0
			LAST 10 GAMES						275 A	Mississippi Val.	0 1
			218 N Texas Southern	0 1	269 H Alcorn	1 0	275 A Mississippi Val.	5 8	278 H Jackson St.	4 9	
			269 N Alcorn	4 0	269 H Alcorn	3 2	275 A Mississippi Val.	1 3	278 H Jackson St.	2 1	
			217 N Prairie View	1 6	275 A Mississippi Val.	5 8	278 H Jackson St.	4 9	278 H Jackson St.	2 1	
			293 H Ark.-Pine Bluff	6 0	275 A Mississippi Val.	0 1	278 H Jackson St.	2 1	278 H Jackson St.	9 3	
			269 H Alcorn	5 4	275 A Mississippi Val.	1 3	278 H Jackson St.	9 3			
<hr/>											
Non-Div. I Games:		Tuskegee	5 2	Cumberland (TN)	3 2	Cumberland (TN)	1 4	Tuskegee	9 1	Alabama A&M	

Alabama A&M

Average RPI Win:	227	WON-LOST RECORD	WINNING PCT. RANK	LAST 10 GAMES	STRENGTH OF SCHEDULE	OPP. STRENGTH OF SCHEDULE	TEAM RPI	ADJ RPI	CONF. RPI	ADJ CONF. RPI		
DIV. I ONLY		8-40-0	.16667	289	4-6-0	181	169	271	.4028	263	20	19
DIV. I NON-CONF.		4-17-0	.19048	270	2-1-0	161	157	256	.41894	248	14	14
<hr/>												
TOTALS	RPI 1-25	RPI 26-50		W-L RECORDS		RPI 51-100		RPI 101-150		RPI 150+		
8-40-0	0-1-0	0-1-0		OVERALL		0-12-0		0-10-0		8-16-0		
1-15-0	0-0-0	0-0-0		HOME		0-3-0		0-7-0		1-5-0		
6-16-0	0-1-0	0-1-0		AWAY		0-7-0		0-1-0		6-6-0		
1-9-0	0-0-0	0-0-0		NEUTRAL		0-2-0		0-2-0		1-5-0		
4-17-0	0-1-0	0-1-0		NON-CONFERENCE		0-3-0		0-4-0		4-8-0		
1-3-0	0-0-0	0-0-0		HOME		0-0-0		0-1-0		1-2-0		
2-6-0	0-1-0	0-0-		AWAY		0-1-0		0-1-0		2-2-0		
1-8-0	0-0-0	0-0-0		NEUTRAL		0-2-0		0-2-0		1-4-0		
4-23-0	0-0-0	0-0-0		CONFERENCE		0-9-0		0-6-0		4-8-0		
0-12-0	0-0-0	0-0-0		HOME		0-3-0		0-6-0		0-3-0		
4-10-0	0-0-0	0-0-0		AWAY		0-6-0		0-0-0		4-4-0		
0-1-0	0-0-0	0-0-0		NEUTRAL		0-0-0		0-0-0		0-1-0		
RPI	S	Opponent	Score	RPI	S	Opponent	Score	RPI	S	Opponent	Score	
18	A	Louisiana	0 11	36	A	Houston	0 16	62	H	Sam Houston St.	2 5	
								62	H	Sam Houston St.	4 6	
								62	H	Sam Houston St.	0 9	
								64	A	Texas St.	0 2	
								65	N	Troy	0 9	
								66	N	California	0 7	
								82	A	Nicholls St.	1 7	
								82	A	Nicholls St.	3 6	
								82	A	Nicholls St.	0 7	
								85	A	McNeese	0 1	
								85	A	McNeese	2 7	
								85	A	McNeese	1 7	
								106	H	SFA	1 4	
								106	H	SFA	0 3	
								106	H	SFA	0 7	
								118	A	Northern Ill.	0 3	
								118	H	Northern Ill.	0 1	
								130	H	Southeastern La.	0 18	
								130	H	Southeastern La.	3 15	
								130	H	Southeastern La.	15 21	
								137	N	Fordham	2 10	
								137	N	Fordham	1 7	
								164	N	Kennesaw St.	2 5	
								164	N	Kennesaw St.	4 5	
								166	A	UTSA	2 4	
								166	H	UTSA	2 13	
								181	A	Houston Baptist	0 1	
								181	A	Houston Baptist	0 12	
								181	A	Houston Baptist	6 8	
								182	N	Western Mich.	0 2	
								196	H	Central Ark.	1 2	
								196	H	Central Ark.	1 6	
								196	H	Central Ark.	6 13	
								199	N	Furman	4 7	
								200	N	Bethune-Cookman	4 0	
								201	A	Binghamton	0 1	
								218	A	Texas Southern	4 3	
								218	A	Texas Southern	6 0	
								218	H	Texas Southern	3 4	

Non-Div. I Games:

Incarnate Word

RPI	S	Opponent	Score	
218	H	Texas Southern	6	5
229	A	Abilene Christian	7	4
229	A	Abilene Christian	9	5
229	A	Abilene Christian	5	9
250	A	A&M-Corpus Christi	1	0
250	A	A&M-Corpus Christi	7	2
250	N	A&M-Corpus Christi	2	6

Incarnate Word

I
n
c
a
r
n
a
t
e
W
o
r
d

I
n
c
a
r
n
a
t
e
W
o
r
d

Average RPI Win:	264	WON-LOST RECORD	WINNING PCT. RANK	LAST 10 GAMES	STRENGTH OF SCHEDULE	OPP. STRENGTH OF SCHEDULE	TEAM RPI	ADJ RPI	CONF. RPI	ADJ CONF. RPI					
DIV. I ONLY		11-40-2	.22642	276	1-9-0	204	243	269	.40109	264	19	20			
DIV. I NON-CONF.		10-18-2	.36667	214	0-1-0	248	280	250	.42041	246	21	22			
<hr/>															
TOTALS	RPI 1-25	RPI 26-50		W-L RECORDS		RPI 51-100		RPI 101-150		RPI 150+					
11-40-2	0-1-0	0-0-0		OVERALL		0-11-0		0-8-0		11-20-2					
3-13-2	0-0-0	0-0-0		HOME		0-3-0		0-1-0		3-9-2					
5-17-0	0-1-0	0-0-0		AWAY		0-6-0		0-4-0		5-6-0					
3-10-0	0-0-0	0-0-0		NEUTRAL		0-2-0		0-3-0		3-5-0					
10-18-2	0-1-0	0-0-0		NON-CONFERENCE		0-5-0		0-5-0		10-7-2					
3-2-2	0-0-0	0-0-0		HOME		0-0-0		0-1-0		3-1-2					
4-6-0	0-1-0	0-0-		AWAY		0-3-0		0-1-0		4-1-0					
3-10-0	0-0-0	0-0-0		NEUTRAL		0-2-0		0-3-0		3-5-0					
1-22-0	0-0-0	0-0-0		CONFERENCE		0-6-0		0-3-0		1-13-0					
0-11-0	0-0-0	0-0-0		HOME		0-3-0		0-0-0		0-8-0					
1-11-0	0-0-0	0-0-0		AWAY		0-3-0		0-3-0		1-5-0					
0-0-0	0-0-0	0-0-0		NEUTRAL		0-0-0		0-0-0		0-0-0					
RPI	S	Opponent	Score	RPI	S	Opponent	Score	RPI	S	Opponent	Score				
25	A	Georgia	1 7					69	N	Marshall	1 10				
								70	H	Longwood	2 3				
								70	H	Longwood	0 8				
								70	H	Longwood	6 11				
								76	A	Coastal Caro.	0 4				
								76	A	Coastal Caro.	1 9				
								81	A	USC Upstate	1 9				
								81	A	USC Upstate	0 8				
								81	A	USC Upstate	0 11				
								91	N	Eastern Ky.	1 18				
								96	A	Chattanooga	3 6				
										104	A	North Florida	1 2		
										110	H	Appalachian St.	1 4		
										121	N	Towson	1 9		
										124	N	Ball St.	0 3		
										132	A	Winthrop	0 2		
										132	A	Winthrop	5 9		
										132	A	Winthrop	0 5		
										133	N	Villanova	0 8		
										152	H	Campbell	0 7		
										152	H	Campbell	6 13		
										156	N	Central Mich.	2 3		
										170	A	Radford	3 4		
										170	A	Radford	2 4		
										170	A	Radford	5 10		
										175	A	Gardner-Webb	11 10		
										175	A	Gardner-Webb	0 8		
										175	A	Gardner-Webb	4 12		
										184	H	ETSU	9 9		
										193	N	Detroit Mercy	1 11		
										194	A	Jacksonville	3 10		
										206	N	UMKC	7 10		
										209	H	Charleston So.	3 8		
										209	H	Charleston So.	0 1		
										209	H	Charleston So.	0 7		
										216	H	Western Caro.	3 1		
										216	H	Western Caro.	3 4		
										231	N	Siena	1 4		
				LAST 10 GAMES											
				70	H	Longwood	6 11	110	H	Appalachian St.	1 4	209	H	Charleston So.	0 1
				70	H	Longwood	2 3	175	A	Gardner-Webb	4 12	209	H	Charleston So.	0 7
				70	H	Longwood	0 8	175	A	Gardner-Webb	11 10	216	H	Western Caro.	3 1
				152	H	Campbell	6 13	175	A	Gardner-Webb	0 8	216	H	Western Caro.	3 4
				152	H	Campbell	0 7	132	A	Winthrop	0 5	231	N	Siena	1 4

Non-Div. I Games:

Presbyterian

RPI	S	Opponent	Score	
236	H	Hampton	2	4
236	H	Hampton	1	4
236	H	Hampton	4	8
239	A	Alabama St.	8	3
260	H	Akron	6	6
273	H	Morgan St.	5	2
273	H	Morgan St.	9	2
280	N	Howard	9	1
282	N	La Salle	3	1
282	N	La Salle	10	1
290	A	Savannah St.	5	4
292	N	Grambling	1	2
297	A	South Carolina St.	11	1
297	A	South Carolina St.	12	1

Presbyterian

P
r
e
s
b
y
t
e
r
i
a
n

P
r
e
s
b
y
t
e
r
i
a
n

Average RPI Win: 268		WON-LOST	WINNING	LAST 10	STRENGTH OF		OPP. STRENGTH	TEAM	ADJ	CONF.	ADJ CONF.
Average RPI Loss: 201		RECORD	PCT. RANK	GAMES	SCHEDULE		OF SCHEDULE	RPI	RPI	RPI	RPI
DIV. I ONLY		23-26-0	.46939	169	7-3-0		289	293	266	.40105	265
DIV. I NON-CONF.		5-16-0	.2381	257	1-1-0		217	281	273	.39709	271
TOTALS		RPI 1-25	RPI 26-50		W-L RECORDS		RPI 51-100		RPI 101-150		RPI 150+
23-26-0	1-0-0	0-0-0		OVERALL		0-3-0		0-2-0		22-21-0	
11-9-0	0-0-0	0-0-0		HOME		0-0-0		0-0-0		11-9-0	
7-10-0	1-0-0	0-0-0		AWAY		0-3-0		0-2-0		6-5-0	
5-7-0	0-0-0	0-0-0		NEUTRAL		0-0-0		0-0-0		5-7-0	
5-16-0	1-0-0	0-0-0		NON-CONFERENCE		0-3-0		0-2-0		4-11-0	
0-6-0	0-0-0	0-0-0		HOME		0-0-0		0-0-0		0-6-0	
3-6-0	1-0-0	0-0-		AWAY		0-3-0		0-2-0		2-1-0	
2-4-0	0-0-0	0-0-0		NEUTRAL		0-0-0		0-0-0		2-4-0	
18-10-0	0-0-0	0-0-0		CONFERENCE		0-0-0		0-0-0		18-10-0	
11-3-0	0-0-0	0-0-0		HOME		0-0-0		0-0-0		11-3-0	
4-4-0	0-0-0	0-0-0		AWAY		0-0-0		0-0-0		4-4-0	
3-3-0	0-0-0	0-0-0		NEUTRAL		0-0-0		0-0-0		3-3-0	
RPI S	Opponent	Score		RPI S	Opponent	Score		RPI S	Opponent	Score	
21 A	North Carolina	3	1					81 A	USC Upstate	0	14
								84 A	NC State	0	1
								88 A	Duke	0	8
								110 A	Appalachian St.	1	7
								110 A	Appalachian St.	0	3
								175 H	Gardner-Webb	0	8
								175 H	Gardner-Webb	4	15
								188 A	Florida A&M	2	3
								188 A	Florida A&M	2	4
								188 A	Florida A&M	1	6
								200 H	Bethune-Cookman	0	10
								200 H	Bethune-Cookman	7	2
								200 H	Bethune-Cookman	0	8
								216 H	Western Caro.	3	6
								216 H	Western Caro.	2	3
								217 N	Prairie View	2	13
								233 H	Youngstown St.	0	3
								233 H	Youngstown St.	4	6
								235 N	Northern Ky.	0	9
								236 A	Hampton	0	8
								236 A	Hampton	6	5
								236 N	Hampton	3	4
								239 N	Alabama St.	2	4
								247 H	Norfolk St.	3	10
								247 H	Norfolk St.	8	7
								247 N	Norfolk St.	3	2
								261 N	Robert Morris	6	5
								280 N	Howard	3	4
								280 N	Howard	0	7
								280 N	Howard	0	6
								290 A	Savannah St.	12	6
				LAST 10 GAMES							
				280 N	Howard	0	7	285 H	N.C. A&T	8	5
				247 N	Norfolk St.	3	2	285 H	N.C. A&T	7	5
				289 N	Coppin St.	2	0	285 H	N.C. A&T	3	2
				280 N	Howard	0	6	84 A	NC State	0	1
				21 A	North Carolina	3	1	290 A	Savannah St.	12	6

Non-Div. I Games:

N.C. Central

RPI	S	Opponent	Score	
285	H	N.C. A&T	8	5
285	H	N.C. A&T	7	5
285	H	N.C. A&T	3	2
286	N	Delaware St.	7	2
289	N	Coppin St.	2	0
290	A	Savannah St.	7	6
290	A	Savannah St.	12	6
290	A	Savannah St.	2	0
294	A	UMES	5	6
294	A	UMES	9	1
294	H	UMES	6	1
294	H	UMES	8	0
294	H	UMES	10	1
295	A	Southern U.	7	3
296	N	Saint Peter's	9	0
297	H	South Carolina St.	16	1
297	H	South Carolina St.	12	0
297	H	South Carolina St.	3	0

N.C. Central

N
.
C
.
C
e
n
t
r
a
l

N
.
C
.
C
e
n
t
r
a
l

Average RPI Win: 241		WON-LOST RECORD		WINNING PCT. RANK		LAST 10 GAMES		STRENGTH OF SCHEDULE		OPP. STRENGTH OF SCHEDULE		TEAM RPI		ADJ RPI		CONF. RPI		ADJ CONF. RPI		
DIV. I ONLY		18-32-0		.36	225	6-4-0		259		252		257		.40044	266	30		30		
DIV. I NON-CONF.		4-21-0		.16	277	1-0-0		264		197		285		.35848	286	30		30		
TOTALS		RPI 1-25		RPI 26-50		W-L RECORDS		RPI 51-100		RPI 101-150		RPI 150+								
18-32-0		0-2-0		0-0-0		OVERALL		0-7-0		1-5-0		17-18-0								
7-7-0		0-0-0		0-0-0		HOME		0-0-0		0-0-0		7-7-0								
7-17-0		0-0-0		0-0-0		AWAY		0-4-0		1-5-0		6-8-0								
4-8-0		0-2-0		0-0-0		NEUTRAL		0-3-0		0-0-0		4-3-0								
4-21-0		0-2-0		0-0-0		NON-CONFERENCE		0-7-0		1-3-0		3-9-0								
0-4-0		0-0-0		0-0-0		HOME		0-0-0		0-0-0		0-4-0								
3-9-0		0-0-0		0-0-		AWAY		0-4-0		1-3-0		2-2-0								
1-8-0		0-2-0		0-0-0		NEUTRAL		0-3-0		0-0-0		1-3-0								
14-11-0		0-0-0		0-0-0		CONFERENCE		0-0-0		0-2-0		14-9-0								
7-3-0		0-0-0		0-0-0		HOME		0-0-0		0-0-0		7-3-0								
4-8-0		0-0-0		0-0-0		AWAY		0-0-0		0-2-0		4-6-0								
3-0-0		0-0-0		0-0-0		NEUTRAL		0-0-0		0-0-0		3-0-0								
RPI	S	Opponent		Score		RPI	S	Opponent		Score		RPI	S	Opponent		Score				
6	N	Alabama		2	12			66	N	California	3	14	127	A	Monmouth	2	7			
6	N	Alabama		3	9			93	A	Hawaii	0	3	127	A	Monmouth	0	6			
								93	A	Hawaii	0	3	131	A	Syracuse	4	12			
								93	A	Hawaii	0	1	131	A	Syracuse	5	7			
								93	A	Hawaii	1	3	140	A	Albany (NY)	0	7			
								100	N	Utah	2	7	140	A	Albany (NY)	5	4			
								100	N	Utah	1	10	183	A	Marist	4	5			
													183	H	Marist	1	11			
													183	H	Marist	1	0			
													187	N	SIUE	1	3			
													187	N	SIUE	2	1			
													221	A	Fairfield	4	2			
													221	A	Fairfield	8	2			
													221	N	Fairfield	3	2			
													231	H	Siena	4	3			
													231	H	Siena	6	7			
													231	N	Siena	5	1			
													233	H	Youngstown St.	3	8			
													233	H	Youngstown St.	5	6			
													240	A	Iona	1	3			
													240	A	Iona	2	4			
													240	A	Iona	7	10			
LAST 10 GAMES						LAST 10 GAMES						LAST 10 GAMES								
						183	A	Marist	4	5	183	H	Marist	1	11	240	N	Iona	7	2
						240	N	Iona	7	2	183	H	Marist	1	0	246	H	Manhattan	9	7
						231	N	Siena	5	1	276	H	Quinnipiac	10	1	246	H	Manhattan	6	4
						221	N	Fairfield	3	2	276	H	Quinnipiac	0	3	257	A	Canisius	1	0
						240	A	Iona	7	10	291	A	St. Bonaventure	6	4	257	A	Canisius	4	5

Non-Div. I Games:

Niagara

Niagara

Average RPI Win:	249	WON-LOST RECORD	WINNING PCT. RANK	LAST 10 GAMES	STRENGTH OF SCHEDULE	OPP. STRENGTH OF SCHEDULE	TEAM RPI	ADJ RPI	CONF. RPI	ADJ CONF. RPI		
DIV. I ONLY	17-24-0	.41463	192	2-8-0	284	267	264	.39957	267	27	28	
DIV. I NON-CONF.	13-12-0	.52	126	0-1-0	291	278	238	.42268	245	27	29	
<hr/>												
TOTALS	RPI 1-25	RPI 26-50	W-L RECORDS		RPI 51-100	RPI 101-150		RPI 150+				
17-24-0	0-0-0	0-0-0	OVERALL		0-1-0	1-4-0		16-19-0				
5-10-0	0-0-0	0-0-0	HOME		0-0-0	0-1-0		5-9-0				
8-11-0	0-0-0	0-0-0	AWAY		0-0-0	1-2-0		7-9-0				
4-3-0	0-0-0	0-0-0	NEUTRAL		0-1-0	0-1-0		4-1-0				
<hr/>												
13-12-0	0-0-0	0-0-0	NON-CONFERENCE		0-1-0	1-2-0		12-9-0				
3-4-0	0-0-0	0-0-0	HOME		0-0-0	0-1-0		3-3-0				
6-5-0	0-0-0	0-0-	AWAY		0-0-0	1-0-0		5-5-0				
4-3-0	0-0-0	0-0-0	NEUTRAL		0-1-0	0-1-0		4-1-0				
<hr/>												
4-12-0	0-0-0	0-0-0	CONFERENCE		0-0-0	0-2-0		4-10-0				
2-6-0	0-0-0	0-0-0	HOME		0-0-0	0-0-0		2-6-0				
2-6-0	0-0-0	0-0-0	AWAY		0-0-0	0-2-0		2-4-0				
0-0-0	0-0-0	0-0-0	NEUTRAL		0-0-0	0-0-0		0-0-0				
<hr/>												
RPI	S	Opponent	Score	RPI	S	Opponent	Score	RPI	S	Opponent	Score	
								96	N	Chattanooga	4	5

Non-Div. I Games:

Central Conn. St.

RPI	S	Opponent	Score	
261	H	Robert Morris	2	5
261	H	Robert Morris	0	2
268	A	Wagner	4	7
268	A	Wagner	6	1
270	A	Holy Cross	6	3
276	H	Quinnipiac	4	5
276	H	Quinnipiac	3	0
281	H	Fairleigh Dickinson	2	10
281	H	Fairleigh Dickinson	8	1
283	N	Morehead St.	5	4
287	H	Rider	18	7
287	H	Rider	12	11
291	N	St. Bonaventure	9	0

Central Conn. St.

C
e
n
t
r
a
l
C
o
n
n
.
S
t
.

C
e
n
t
r
a
l
C
o
n
n
.
S
t
.

Average RPI Win: 245		WON-LOST RECORD		WINNING PCT. RANK		LAST 10 GAMES		STRENGTH OF SCHEDULE		OPP. STRENGTH OF SCHEDULE		TEAM RPI		ADJ RPI		CONF. RPI		ADJ CONF. RPI	
DIV. I ONLY		15-29-0		.34091 232		3-7-0		274		241		268		.39818 268		27		28	
DIV. I NON-CONF.		10-18-0		.35714 216		0-1-0		283		238		266		.40387 265		27		29	
TOTALS		RPI 1-25		RPI 26-50		W-L RECORDS		RPI 51-100		RPI 101-150		RPI 150+							
15-29-0		0-0-0		0-1-0		OVERALL		1-0-0		0-13-0		14-15-0							
7-7-0		0-0-0		0-0-0		HOME		0-0-0		0-0-0		7-7-0							
4-15-0		0-0-0		0-1-0		AWAY		0-0-0		0-8-0		4-6-0							
4-7-0		0-0-0		0-0-0		NEUTRAL		1-0-0		0-5-0		3-2-0							
10-18-0		0-0-0		0-1-0		NON-CONFERENCE		1-0-0		0-11-0		9-6-0							
4-2-0		0-0-0		0-0-0		HOME		0-0-0		0-0-0		4-2-0							
2-9-0		0-0-0		0-0-		AWAY		0-0-0		0-6-0		2-2-0							
4-7-0		0-0-0		0-0-0		NEUTRAL		1-0-0		0-5-0		3-2-0							
5-11-0		0-0-0		0-0-0		CONFERENCE		0-0-0		0-2-0		5-9-0							
3-5-0		0-0-0		0-0-0		HOME		0-0-0		0-0-0		3-5-0							
2-6-0		0-0-0		0-0-0		AWAY		0-0-0		0-2-0		2-4-0							
0-0-0		0-0-0		0-0-0		NEUTRAL		0-0-0		0-0-0		0-0-0							
RPI S	Opponent	Score		RPI S	Opponent	Score		RPI S	Opponent	Score		RPI S	Opponent	Score					
				38 A	Colorado St.	0	8	92 N	Purdue	1	0	112 A	Stony Brook	1	9				
												113 A	St. John's (NY)	9	13				
												120 A	LIU Brooklyn	4	12				
												120 A	LIU Brooklyn	1	9				
												127 A	Monmouth	0	4				
												127 A	Monmouth	0	8				
												128 A	East Carolina	3	6				
												128 A	East Carolina	6	7				
												131 N	Syracuse	3	7				
												131 N	Syracuse	3	15				
												145 N	Col. of Charleston	3	6				
												149 N	Hofstra	3	9				
												149 N	Hofstra	1	11				
												169 A	Saint Francis (PA)	4	8				
												169 A	Saint Francis (PA)	4	6				
												191 A	Columbia	2	10				
												192 A	Charlotte	6	14				
												198 N	Dayton	13	12				
												215 N	Valparaiso	7	6				
												215 N	Valparaiso	0	13				
												230 A	Sacred Heart	5	4				
												230 A	Sacred Heart	2	3				
												243 H	Bryant	0	6				
												243 H	Bryant	0	5				
												244 H	Mt. St. Mary's	2	10				
												244 H	Mt. St. Mary's	4	0				
												246 H	Manhattan	5	4				
LAST 10 GAMES																			
				267 H	Central Conn. St.	7	4	120 A	LIU Brooklyn	4	12	243 H	Bryant	0	6				
				267 H	Central Conn. St.	1	6	120 A	LIU Brooklyn	1	9	243 H	Bryant	0	5				
				281 H	Fairleigh Dickinson	7	4	230 A	Sacred Heart	5	4	244 H	Mt. St. Mary's	2	10				
				281 H	Fairleigh Dickinson	2	4	230 A	Sacred Heart	2	3	244 H	Mt. St. Mary's	4	0				
				191 A	Columbia	2	10	169 A	Saint Francis (PA)	4	8	246 H	Manhattan	5	4				

Non-Div. I Games:

Wagner

RPI	S	Opponent	Score
246	H	Manhattan	4 3
254	H	Yale	11 3
254	H	Yale	5 7
261	A	Robert Morris	11 1
261	A	Robert Morris	1 10
267	H	Central Conn. St.	1 6
267	H	Central Conn. St.	7 4
270	N	Holy Cross	9 6
271	N	Cleveland St.	7 8
281	H	Fairleigh Dickinson	2 4
281	H	Fairleigh Dickinson	7 4
287	A	Rider	8 3
287	A	Rider	12 5
296	H	Saint Peter's	5 7
296	H	Saint Peter's	6 2

Wagner

Average RPI Win: 279		WON-LOST RECORD		WINNING PCT. RANK		LAST 10 GAMES		STRENGTH OF SCHEDULE		OPP. STRENGTH OF SCHEDULE		TEAM RPI		ADJ RPI		CONF. RPI		ADJ CONF. RPI	
DIV. I ONLY		10-23-0		.30303 251		3-7-0		253		282		272		.39639 269		31		31	
DIV. I NON-CONF.		0-12-0		0 295		0		76		130		278		.38826 274		31		31	
TOTALS		RPI 1-25		RPI 26-50		W-L RECORDS		RPI 51-100		RPI 101-150		RPI 150+							
10-23-0		0-0-0		0-1-0		OVERALL		0-4-0		0-7-0		10-11-0							
5-8-0		0-0-0		0-0-0		HOME		0-1-0		0-3-0		5-4-0							
4-10-0		0-0-0		0-1-0		AWAY		0-2-0		0-2-0		4-5-0							
1-5-0		0-0-0		0-0-0		NEUTRAL		0-1-0		0-2-0		1-2-0							
0-12-0		0-0-0		0-1-0		NON-CONFERENCE		0-4-0		0-7-0		0-0-0							
0-4-0		0-0-0		0-0-0		HOME		0-1-0		0-3-0		0-0-0							
0-5-0		0-0-0		0-0-		AWAY		0-2-0		0-2-0		0-0-0							
0-3-0		0-0-0		0-0-0		NEUTRAL		0-1-0		0-2-0		0-0-0							
10-11-0		0-0-0		0-0-0		CONFERENCE		0-0-0		0-0-0		10-11-0							
5-4-0		0-0-0		0-0-0		HOME		0-0-0		0-0-0		5-4-0							
4-5-0		0-0-0		0-0-0		AWAY		0-0-0		0-0-0		4-5-0							
1-2-0		0-0-0		0-0-0		NEUTRAL		0-0-0		0-0-0		1-2-0							
RPI	S	Opponent	Score		RPI	S	Opponent	Score		RPI	S	Opponent	Score						
			28	A	Mississippi St.		0	6		82	H	Nicholls St.	0	7					
										90	N	Georgia Tech	4	8					
										98	A	Southern Miss.	2	7					
										98	A	Southern Miss.	0	7					
												109	H	North Ala.	0	8			
												109	H	North Ala.	4	6			
												130	H	Southeastern La.	1	8			
												130	N	Southeastern La.	0	8			
												130	N	Southeastern La.	1	7			
												138	A	Memphis	0	12			
												138	A	Memphis	2	13			
												217	H	Prairie View	7	9			
												217	H	Prairie View	1	3			
												217	H	Prairie View	0	9			
												217	N	Prairie View	0	3			
												239	A	Alabama St.	8	11			
												239	A	Alabama St.	7	5			
												239	A	Alabama St.	9	10			
												262	A	Alabama A&M	4	5			
												262	A	Alabama A&M	0	1			
												262	A	Alabama A&M	2	3			
												262	N	Alabama A&M	0	4			
												275	H	Mississippi Val.	4	0			
												275	H	Mississippi Val.	7	6			
												275	H	Mississippi Val.	4	3			
												278	H	Jackson St.	5	1			
												278	H	Jackson St.	2	3			
												278	H	Jackson St.	5	4			
												292	A	Grambling	12	3			
												292	A	Grambling	12	9			
												292	A	Grambling	10	1			
Non-Div. I Games:		Kentucky St.		15 1		Kentucky St.		3 0		Kentucky St.		2 5		Rust		17 0			
		Rust		17 1										Alcorn					

RPI	S	Opponent	Score	
293	N	Ark.-Pine Bluff	2	1

Alcorn

A
l
c
o
r
n

A
l
c
o
r
n

Holy Cross

Through Games Of June 4, 2019 (FINAL)

Average RPI Win:	229	WON-LOST	WINNING	LAST 10	STRENGTH OF	OPP. STRENGTH	TEAM	ADJ	CONF.	ADJ CONF.			
Average RPI Loss:	174	RECORD	PCT. RANK	GAMES	SCHEDULE	OF SCHEDULE	RPI	RPI	RPI	RPI			
DIV. I ONLY	14-35-0	.28571	260	5-5-0	245	231	265	.39439	270	24	24		
DIV. I NON-CONF.	9-22-0	.29032	240	2-2-0	255	252	268	.39158	273	23	24		
<hr/>													
TOTALS	RPI 1-25	RPI 26-50		W-L RECORDS		RPI 51-100		RPI 101-150		RPI 150+			
14-35-0	0-0-0	0-0-0		OVERALL		0-4-0		0-10-0		14-21-0			
5-11-0	0-0-0	0-0-0		HOME		0-0-0		0-3-0		5-8-0			
8-13-0	0-0-0	0-0-0		AWAY		0-3-0		0-3-0		8-7-0			
1-11-0	0-0-0	0-0-0		NEUTRAL		0-1-0		0-4-0		1-6-0			
<hr/>													
9-22-0	0-0-0	0-0-0		NON-CONFERENCE		0-1-0		0-7-0		9-14-0			
2-5-0	0-0-0	0-0-0		HOME		0-0-0		0-0-0		2-5-0			
6-6-0	0-0-0	0-0-		AWAY		0-0-0		0-3-0		6-3-0			
1-11-0	0-0-0	0-0-0		NEUTRAL		0-1-0		0-4-0		1-6-0			
<hr/>													
5-13-0	0-0-0	0-0-0		CONFERENCE		0-3-0		0-3-0		5-7-0			
3-6-0	0-0-0	0-0-0		HOME		0-0-0		0-3-0		3-3-0			
2-7-0	0-0-0	0-0-0		AWAY		0-3-0		0-0-0		2-4-0			
0-0-0	0-0-0	0-0-0		NEUTRAL		0-0-0		0-0-0		0-0-0			
<hr/>													
RPI	S	Opponent	Score	RPI	S	Opponent	Score	RPI	S	Opponent	Score		
				96 N Chattanooga				0	1	104 A North Florida		1	3
				97 A Boston U.				0	3	113 A St. John's (NY)		1	7
				97 A Boston U.				0	2	113 A St. John's (NY)		0	8
				97 A Boston U.				1	7	127 N Monmouth		0	5
								133 N Villanova		7	10		
								144 H Lehigh		0	2		
								144 H Lehigh		7	8		
								144 H Lehigh		2	4		
								149 N Hofstra		0	5		
								150 N Penn St.		3	11		
								155 H Harvard		6	4		
								156 N Central Mich.		0	5		
								159 A Boston College		6	0		
								159 H Boston College		1	6		
								167 H Bucknell		0	5		
								167 H Bucknell		0	1		
								167 H Bucknell		3	5		
								182 N Western Mich.		2	4		
								183 H Marist		1	5		
								183 H Marist		1	5		
				189 A Colgate		5	6						
				189 A Colgate		0	2						
				189 A Colgate		3	1						
				194 A Jacksonville		2	1						
				194 A Jacksonville		6	7						
				210 N Drexel		6	0						
				211 A Army West Point		1	2						
<hr/>													
				LAST 10 GAMES									
				277 H Lafayette		8	2	144 H Lehigh		7	8		
				277 H Lafayette		3	1	144 H Lehigh		0	2		
				277 H Lafayette		4	2	144 H Lehigh		2	4		
				249 H Hartford		1	0	159 H Boston College		1	6		
				249 H Hartford		1	2	159 A Boston College		6	0		

Non-Div. I Games:

Holy Cross

RPI	S	Opponent	Score	
211	A	Army West Point	0	1
211	A	Army West Point	2	0
224	N	Butler	3	6
231	A	Siena	2	6
231	A	Siena	9	7
249	H	Hartford	1	2
249	H	Hartford	1	0
253	A	Maine	3	2
253	A	Maine	7	8
259	A	Rhode Island	6	1
259	A	Rhode Island	3	1
260	N	Akron	0	6
267	H	Central Conn. St.	3	6
268	N	Wagner	6	9
276	N	Quinnipiac	2	5
277	H	Lafayette	4	2
277	H	Lafayette	3	1
277	H	Lafayette	8	2

Holy Cross

H
O
L
Y
C
r
o
s
s

H
O
L
Y
C
r
o
s
s

[illegible]

Non-Div. I Games:

Cleveland St.

RPI	S	Opponent	Score	
248	H	Wright St.	1	5
248	H	Wright St.	3	2
248	H	Wright St.	4	2
251	H	IUPUI	6	10
251	H	IUPUI	1	0
251	H	IUPUI	1	7
255	A	Oakland	5	6
255	A	Oakland	6	5
255	A	Oakland	3	4
261	A	Robert Morris	8	5
261	A	Robert Morris	5	6
261	N	Robert Morris	4	6
261	N	Robert Morris	11	8
268	N	Wagner	8	7
274	H	Green Bay	4	3
274	H	Green Bay	5	4
274	H	Green Bay	1	0
276	N	Quinnipiac	6	1
282	N	La Salle	9	4

Cleveland St.

C
l
e
v
e
l
a
n
d
S
t
.

C
l
e
v
e
l
a
n
d
S
t
.

Average RPI Win:		220	WON-LOST RECORD		WINNING PCT. RANK		LAST 10 GAMES		STRENGTH OF SCHEDULE		OPP. STRENGTH OF SCHEDULE		TEAM RPI		ADJ RPI		CONF. RPI		ADJ CONF. RPI	
DIV. I ONLY			4-43-0		.08511 295		1-9-0		134		147		274		.39108 272		22		21	
DIV. I NON-CONF.			2-27-0		.06897 291		0-2-0		108		112		272		.39734 270		20		20	
TOTALS		RPI 1-25		RPI 26-50		W-L RECORDS		RPI 51-100		RPI 101-150		RPI 150+								
4-43-0		0-3-0		0-9-0		OVERALL		0-4-0		1-10-0		3-17-0								
1-10-0		0-0-0		0-1-0		HOME		0-0-0		0-3-0		1-6-0								
1-17-0		0-2-0		0-5-0		AWAY		0-0-0		0-4-0		1-6-0								
2-16-0		0-1-0		0-3-0		NEUTRAL		0-4-0		1-3-0		1-5-0								
2-27-0		0-3-0		0-6-0		NON-CONFERENCE		0-4-0		1-4-0		1-10-0								
0-2-0		0-0-0		0-1-0		HOME		0-0-0		0-0-0		0-1-0								
0-9-0		0-2-0		0-0-		AWAY		0-0-0		0-1-0		0-4-0								
2-16-0		0-1-0		0-3-0		NEUTRAL		0-4-0		1-3-0		1-5-0								
2-16-0		0-0-0		0-3-0		CONFERENCE		0-0-0		0-6-0		2-7-0								
1-8-0		0-0-0		0-0-0		HOME		0-0-0		0-3-0		1-5-0								
1-8-0		0-0-0		0-3-0		AWAY		0-0-0		0-3-0		1-2-0								
0-0-0		0-0-0		0-0-0		NEUTRAL		0-0-0		0-0-0		0-0-0								
RPI	S	Opponent		Score		RPI	S	Opponent		Score		RPI	S	Opponent		Score				
19	N	Texas Tech		2	13	29	N	Wisconsin		1	9	59	N	Southeast Mo. St.		4	9			
25	A	Georgia		0	16	29	N	Wisconsin		0	15	59	N	Southeast Mo. St.		1	3			
25	A	Georgia		3	8	33	A	Arkansas		0	2	95	N	Nevada		0	8			
						33	A	Arkansas		0	9	97	N	Boston U.		1	6			
						36	N	Houston		0	6			118 N Northern Ill.		1	2			
						47	A	North Dakota St.		1	8			132 N Winthrop		2	9			
						47	A	North Dakota St.		0	11			136 A South Dakota		0	4			
						47	A	North Dakota St.		0	15			136 A South Dakota		4	5			
						48	H	Iowa St.		6	13			136 A South Dakota		1	9			
														142 N Northwestern St.		4	1			
														148 A Kansas		0	8			
														157 A UC Riverside		6	9			
														157 A UC Riverside		0	8			
														168 H Western Ill.		3	8			
														168 H Western Ill.		5	10			
														168 H Western Ill.		6	8			
														176 H Creighton		2	5			
														179 N Lamar University		5	7			
														205 A Saint Louis		2	7			
														206 A UMKC		0	8			
														226 H North Dakota		12	18			
														226 H North Dakota		10	8			
														226 H North Dakota		1	3			
														234 N Northern Colo.		3	6			
														241 N San Diego		1	2			
														241 N San Diego		0	10			
														252 A Purdue Fort Wayne		5	6			

Non-Div. I Games:

Omaha

RPI	S	Opponent	Score	
252	A	Purdue Fort Wayne	9	4
252	A	Purdue Fort Wayne	4	6
258	N	Buffalo	5	2
258	N	Buffalo	1	4

Omaha

O
m
a
h
a

O
m
a
h
a

Average RPI Win: 261		WON-LOST	WINNING	LAST 10	STRENGTH OF		OPP. STRENGTH	TEAM	ADJ		CONF.	ADJ CONF.						
Average RPI Loss: 197		RECORD	PCT. RANK	GAMES	SCHEDULE		OF SCHEDULE	RPI	RPI		RPI	RPI						
DIV. I ONLY		22-24-0	.47826	166	8-2-0		293	280	267	.39006	273	32	32					
DIV. I NON-CONF.		8-20-0	.28571	241	3-1-0		274	233	276	.38218	279	32	32					
TOTALS		RPI 1-25	RPI 26-50		W-L RECORDS		RPI 51-100		RPI 101-150		RPI 150+							
22-24-0	0-1-0	0-1-0		OVERALL		0-1-0		3-3-0		19-18-0								
9-4-0	0-0-0	0-0-0		HOME		0-0-0		0-0-0		9-4-0								
9-10-0	0-1-0	0-0-0		AWAY		0-0-0		2-1-0		7-8-0								
4-10-0	0-0-0	0-1-0		NEUTRAL		0-1-0		1-2-0		3-6-0								
8-20-0	0-1-0	0-1-0		NON-CONFERENCE		0-1-0		3-3-0		5-14-0								
3-2-0	0-0-0	0-0-0		HOME		0-0-0		0-0-0		3-2-0								
3-8-0	0-1-0	0-0-		AWAY		0-0-0		2-1-0		1-6-0								
2-10-0	0-0-0	0-1-0		NEUTRAL		0-1-0		1-2-0		1-6-0								
14-4-0	0-0-0	0-0-0		CONFERENCE		0-0-0		0-0-0		14-4-0								
6-2-0	0-0-0	0-0-0		HOME		0-0-0		0-0-0		6-2-0								
6-2-0	0-0-0	0-0-0		AWAY		0-0-0		0-0-0		6-2-0								
2-0-0	0-0-0	0-0-0		NEUTRAL		0-0-0		0-0-0		2-0-0								
RPI	S	Opponent		Score		RPI	S	Opponent		Score		RPI	S	Opponent		Score		
11	A	James Madison		1	15	37	N	Notre Dame		1	4	89	N	Rutgers		0	8	
														111	N	Iowa	0	3
														115	A	George Washington	5	4
														115	A	George Washington	1	8
														121	A	Towson	13	6
														137	N	Fordham	6	8
														149	N	Hofstra	12	6
														154	N	UAB	1	6
														154	N	UAB	0	4
														160	A	Saint Joseph's	4	13
														184	N	ETSU	0	13
														201	N	Binghamton	5	13
														240	N	Iona	2	1
														244	A	Mt. St. Mary's	6	0
														244	A	Mt. St. Mary's	1	9
														244	H	Mt. St. Mary's	4	12
														246	A	Manhattan	5	10
														246	A	Manhattan	1	2
														247	H	Norfolk St.	6	5
														247	H	Norfolk St.	0	7
														247	H	Norfolk St.	5	6
														260	N	Akron	0	5
														260	N	Akron	11	12
														264	A	Presbyterian	2	9
														264	A	Presbyterian	2	5
														280	A	Howard	8	4
														280	A	Howard	7	6
														280	A	Howard	4	5
LAST 10 GAMES																		
				287	H	Rider	4	2	244	A	Mt. St. Mary's	6	0	264	A	Presbyterian	2	9
				287	H	Rider	3	2	244	A	Mt. St. Mary's	1	9	264	A	Presbyterian	2	5
				289	A	Coppin St.	11	0	294	A	UMES	3	5	280	A	Howard	8	4
				289	A	Coppin St.	12	0	294	A	UMES	6	5	280	A	Howard	7	6
				289	A	Coppin St.	6	4	280	A	Howard	8	4	280	A	Howard	4	5

Non-Div. I Games:

Morgan St.

RPI	S	Opponent	Score	
284	H	Cornell	5	9
284	H	Cornell	10	4
286	H	Delaware St.	4	0
286	H	Delaware St.	8	0
286	H	Delaware St.	4	0
287	H	Rider	3	2
287	H	Rider	4	2
289	A	Coppin St.	6	4
289	A	Coppin St.	11	0
289	A	Coppin St.	12	0
294	A	UMES	3	5
294	A	UMES	6	5
297	H	South Carolina St.	12	4
297	H	South Carolina St.	12	4
297	N	South Carolina St.	8	0
297	N	South Carolina St.	11	3

Morgan St.

M
o
r
g
a
n
S
t
.

M
o
r
g
a
n
S
t
.

Average RPI Win:	228	WON-LOST RECORD	WINNING PCT. RANK	LAST 10 GAMES	STRENGTH OF SCHEDULE	OPP. STRENGTH OF SCHEDULE	TEAM RPI	ADJ RPI	CONF. RPI	ADJ CONF. RPI							
DIV. I ONLY		12-29-0	.29268 256	1-9-0	279	248	277	.3899 274	29	27							
DIV. I NON-CONF.		5-12-0	.29412 239	0	276	165	271	.40277 268	29	27							
<hr/>																	
TOTALS	RPI 1-25	RPI 26-50		W-L RECORDS		RPI 51-100		RPI 101-150		RPI 150+							
12-29-0	0-0-0	0-0-0		OVERALL		0-3-0		1-7-0		11-19-0							
5-7-0	0-0-0	0-0-0		HOME		0-0-0		0-0-0		5-7-0							
2-16-0	0-0-0	0-0-0		AWAY		0-0-0		0-6-0		2-10-0							
5-6-0	0-0-0	0-0-0		NEUTRAL		0-3-0		1-1-0		4-2-0							
<hr/>																	
5-12-0	0-0-0	0-0-0		NON-CONFERENCE		0-3-0		1-4-0		4-5-0							
0-0-0	0-0-0	0-0-0		HOME		0-0-0		0-0-0		0-0-0							
0-6-0	0-0-0	0-0-		AWAY		0-0-0		0-3-0		0-3-0							
5-6-0	0-0-0	0-0-0		NEUTRAL		0-3-0		1-1-0		4-2-0							
<hr/>																	
7-17-0	0-0-0	0-0-0		CONFERENCE		0-0-0		0-3-0		7-14-0							
5-7-0	0-0-0	0-0-0		HOME		0-0-0		0-0-0		5-7-0							
2-10-0	0-0-0	0-0-0		AWAY		0-0-0		0-3-0		2-7-0							
0-0-0	0-0-0	0-0-0		NEUTRAL		0-0-0		0-0-0		0-0-0							
<hr/>																	
RPI S	Opponent	Score	RPI S	Opponent	Score	RPI S	Opponent	Score	RPI S	Opponent	Score						
						77 N	DePaul	4 5	111 N	Iowa	6 4						
						77 N	DePaul	1 10	111 N	Iowa	0 12						
						79 N	Miami (OH)	1 6	125 A	UIC	0 8						
						125 A	UIC	0 7									
						125 A	UIC	3 4									
						148 A	Kansas	4 5									
						148 A	Kansas	4 5									
						148 A	Kansas	0 9									
						168 N	Western Ill.	4 3									
						178 A	UT Martin	3 5									
						178 A	UT Martin	3 5									
						178 A	UT Martin	4 5									
						193 H	Detroit Mercy	5 3									
						193 H	Detroit Mercy	4 6									
						193 H	Detroit Mercy	0 2									
						214 N	Evansville	4 5									
						224 N	Butler	0 11									
						233 H	Youngstown St.	0 8									
						233 H	Youngstown St.	5 6									
						233 H	Youngstown St.	0 4									
						235 A	Northern Ky.	2 6									
						LAST 10 GAMES			235 A	Northern Ky.	8 4						
									233 H	Youngstown St.	5 6	255 A	Oakland	0 4	235 A	Northern Ky.	2 3
									233 H	Youngstown St.	0 8	125 A	UIC	0 8	248 H	Wright St.	8 11
									233 H	Youngstown St.	0 4	125 A	UIC	3 4	248 H	Wright St.	2 7
255 A	Oakland	7 6	125 A	UIC	0 7				248 H	Wright St.	5 1						
255 A	Oakland	2 3	193 H	Detroit Mercy	4 6	251 H	IUPUI	7 0									

Non-Div. I Games:

Green Bay

RPI	S	Opponent	Score	
251	H	IUPUI	7	1
251	H	IUPUI	14	13
252	N	Purdue Fort Wayne	3	1
255	A	Oakland	2	3
255	A	Oakland	7	6
255	A	Oakland	0	4
260	N	Akron	8	2
260	N	Akron	7	5
271	A	Cleveland St.	3	4
271	A	Cleveland St.	0	1
271	A	Cleveland St.	4	5

Green Bay

G
r
e
e
n
B
a
y

G
r
e
e
n
B
a
y

Average RPI Win:		265	WON-LOST RECORD		WINNING PCT. RANK		LAST 10 GAMES		STRENGTH OF SCHEDULE		OPP. STRENGTH OF SCHEDULE		TEAM RPI		ADJ RPI		CONF. RPI		ADJ CONF. RPI	
DIV. I ONLY			9-30-0		.23077 274		7-3-0		252		250		278		.38881 275		31		31	
DIV. I NON-CONF.			1-18-0		.05263 293		1-1-0		38		88		246		.42476 241		31		31	
TOTALS		RPI 1-25		RPI 26-50		W-L RECORDS		RPI 51-100		RPI 101-150		RPI 150+								
9-30-0		0-1-0		0-6-0		OVERALL		0-3-0		0-4-0		9-16-0								
6-5-0		0-0-0		0-0-0		HOME		0-0-0		0-0-0		6-5-0								
3-16-0		0-1-0		0-3-0		AWAY		0-1-0		0-3-0		3-8-0								
0-9-0		0-0-0		0-3-0		NEUTRAL		0-2-0		0-1-0		0-3-0								
1-18-0		0-1-0		0-6-0		NON-CONFERENCE		0-3-0		0-4-0		1-4-0								
1-1-0		0-0-0		0-0-0		HOME		0-0-0		0-0-0		1-1-0								
0-8-0		0-1-0		0-0-		AWAY		0-1-0		0-3-0		0-0-0								
0-9-0		0-0-0		0-3-0		NEUTRAL		0-2-0		0-1-0		0-3-0								
8-12-0		0-0-0		0-0-0		CONFERENCE		0-0-0		0-0-0		8-12-0								
5-4-0		0-0-0		0-0-0		HOME		0-0-0		0-0-0		5-4-0								
3-8-0		0-0-0		0-0-0		AWAY		0-0-0		0-0-0		3-8-0								
0-0-0		0-0-0		0-0-0		NEUTRAL		0-0-0		0-0-0		0-0-0								
RPI	S	Opponent		Score		RPI	S	Opponent		Score		RPI	S	Opponent		Score				
6	A	Alabama		0 7		28	A	Mississippi St.		0 3		59	N	Southeast Mo. St.		0 7				
						28	A	Mississippi St.		0 15		61	N	Wichita St.		5 11				
						43	N	Southern Ill.		3 15		98	A	Southern Miss.		2 4				
						44	A	Louisiana Tech		0 15										
						44	N	Louisiana Tech		3 6										
						49	N	San Jose St.		0 4										
						LAST 10 GAMES														
						278	A	Jackson St.		10 7		262	H	Alabama A&M		1 0				
						278	A	Jackson St.		4 6		262	H	Alabama A&M		3 1				
						278	A	Jackson St.		3 4		207	H	La.-Monroe		9 8				
						293	H	Ark.-Pine Bluff		8 2		98	A	Southern Miss.		2 4				
						262	H	Alabama A&M		8 5		239	H	Alabama St.		6 2				

Non-Div. I Games:

Mississippi Val.

RPI	S	Opponent	Score
295	A	Southern U.	3 4
295	A	Southern U.	1 5

Mississippi Val.

M
i
s
s
i
s
s
i
p
p
i
V
a
l
.

M
i
s
s
i
s
s
i
p
p
i
V
a
l
.

Quinnipiac

Through Games Of June 4, 2019 (FINAL)

Average RPI Win:	256	WON-LOST	WINNING	LAST 10	STRENGTH OF	OPP. STRENGTH	TEAM	ADJ	CONF.	ADJ CONF.					
Average RPI Loss:	202	RECORD	PCT. RANK	GAMES	SCHEDULE	OF SCHEDULE	RPI	RPI	RPI	RPI					
DIV. I ONLY	17-33-0	.34	235	4-6-0	266	274	270	.38839	276	30	30				
DIV. I NON-CONF.	9-21-0	.3	237	0-1-0	266	271	275	.38473	278	30	30				
<hr/>															
TOTALS	RPI 1-25	RPI 26-50		W-L RECORDS		RPI 51-100		RPI 101-150		RPI 150+					
17-33-0	0-0-0	0-0-0		OVERALL		0-3-0		0-4-0		17-26-0					
8-6-0	0-0-0	0-0-0		HOME		0-0-0		0-0-0		8-6-0					
5-14-0	0-0-0	0-0-0		AWAY		0-1-0		0-2-0		5-11-0					
4-13-0	0-0-0	0-0-0		NEUTRAL		0-2-0		0-2-0		4-9-0					
<hr/>															
9-21-0	0-0-0	0-0-0		NON-CONFERENCE		0-3-0		0-2-0		9-16-0					
1-3-0	0-0-0	0-0-0		HOME		0-0-0		0-0-0		1-3-0					
4-5-0	0-0-0	0-0-		AWAY		0-1-0		0-0-0		4-4-0					
4-13-0	0-0-0	0-0-0		NEUTRAL		0-2-0		0-2-0		4-9-0					
<hr/>															
8-12-0	0-0-0	0-0-0		CONFERENCE		0-0-0		0-2-0		8-10-0					
7-3-0	0-0-0	0-0-0		HOME		0-0-0		0-0-0		7-3-0					
1-9-0	0-0-0	0-0-0		AWAY		0-0-0		0-2-0		1-7-0					
0-0-0	0-0-0	0-0-0		NEUTRAL		0-0-0		0-0-0		0-0-0					
<hr/>															
RPI	S	Opponent	Score	RPI	S	Opponent	Score	RPI	S	Opponent	Score				
						55	A	Liberty	0	4	124	N	Ball St.	2	3
						83	N	FGCU	4	7	127	A	Monmouth	0	3
						89	N	Rutgers	1	9	127	A	Monmouth	3	4
						136	N	South Dakota	0	4					
						153	A	UConn	1	2					
						159	A	Boston College	0	8					
						183	H	Marist	2	4					
						183	H	Marist	6	0					
						188	N	Florida A&M	5	6					
						189	N	Colgate	2	10					
						189	N	Colgate	6	7					
						191	N	Columbia	6	8					
						196	N	Central Ark.	5	6					
						221	A	Fairfield	1	4					
						221	A	Fairfield	3	9					
						223	N	Eastern Ill.	0	4					
						223	N	Eastern Ill.	1	0					
						230	A	Sacred Heart	4	5					
						230	A	Sacred Heart	8	6					
						230	N	Sacred Heart	0	8					
230	N	Sacred Heart	8	2											
						231	H	Siena	2	4					
						231	H	Siena	1	7					
						240	A	Iona	0	3					
						240	A	Iona	4	8					
						246	H	Manhattan	8	5					
						246	H	Manhattan	2	0					
												LAST 10 GAMES			
266	A	Niagara	1	10	240							A	Iona	4	8
266	A	Niagara	3	0	240							A	Iona	0	3
257	A	Canisius	1	4	287							H	Rider	6	0
257	A	Canisius	2	4	287							H	Rider	1	0
153	A	UConn	1	2	183							H	Marist	6	0
<hr/>															

Non-Div. I Games:

Quinnipiac

RPI	S	Opponent	Score	
249	H	Hartford	8	9
249	H	Hartford	6	0
254	A	Yale	8	3
254	A	Yale	9	0
257	A	Canisius	1	4
257	A	Canisius	2	4
260	N	Akron	11	2
266	A	Niagara	3	0
266	A	Niagara	1	10
267	A	Central Conn. St.	0	3
267	A	Central Conn. St.	5	4
270	N	Holy Cross	5	2
271	N	Cleveland St.	1	6
279	H	Brown	2	4
279	H	Brown	2	6
282	N	La Salle	1	11
287	H	Rider	6	0
287	H	Rider	1	0
296	H	Saint Peter's	3	1
296	H	Saint Peter's	5	4

Quinnipiac

Q
u
i
n
n
i
p
i
a
c

Q
u
i
n
n
i
p
i
a
c

[illegible]

Non-Div. I Games:

Lafayette

RPI	S	Opponent	Score
212	A	George Mason	0 3
213	A	Penn	1 2
213	A	Penn	5 3
255	N	Oakland	3 10
270	A	Holy Cross	2 8
270	A	Holy Cross	1 3
270	A	Holy Cross	2 4
279	N	Brown	3 11
281	A	Fairleigh Dickinson	2 4
281	A	Fairleigh Dickinson	3 2
282	H	La Salle	2 3
282	H	La Salle	5 1
282	N	La Salle	7 3
296	H	Saint Peter's	6 3
296	H	Saint Peter's	5 1

Lafayette

Average RPI Win:	278	WON-LOST RECORD	WINNING PCT. RANK	LAST 10 GAMES	STRENGTH OF SCHEDULE	OPP. STRENGTH OF SCHEDULE	TEAM RPI	ADJ RPI	CONF. RPI	ADJ CONF. RPI						
DIV. I ONLY		10-33-0	.23256	273	3-7-0	223	287	276	.38366	278	31	31				
DIV. I NON-CONF.		1-20-0	.04762	294	0-2-0	79	254	277	.3872	276	31	31				
<hr/>																
TOTALS	RPI 1-25	RPI 26-50		W-L RECORDS		RPI 51-100		RPI 101-150		RPI 150+						
10-33-0	0-1-0	0-0-0		OVERALL		0-2-0		0-9-0		10-21-0						
5-4-0	0-0-0	0-0-0		HOME		0-0-0		0-0-0		5-4-0						
3-14-0	0-1-0	0-0-0		AWAY		0-1-0		0-2-0		3-10-0						
2-15-0	0-0-0	0-0-0		NEUTRAL		0-1-0		0-7-0		2-7-0						
<hr/>																
1-20-0	0-1-0	0-0-0		NON-CONFERENCE		0-2-0		0-9-0		1-8-0						
0-0-0	0-0-0	0-0-0		HOME		0-0-0		0-0-0		0-0-0						
0-6-0	0-1-0	0-0-		AWAY		0-1-0		0-2-0		0-2-0						
1-14-0	0-0-0	0-0-0		NEUTRAL		0-1-0		0-7-0		1-6-0						
<hr/>																
9-13-0	0-0-0	0-0-0		CONFERENCE		0-0-0		0-0-0		9-13-0						
5-4-0	0-0-0	0-0-0		HOME		0-0-0		0-0-0		5-4-0						
3-8-0	0-0-0	0-0-0		AWAY		0-0-0		0-0-0		3-8-0						
1-1-0	0-0-0	0-0-0		NEUTRAL		0-0-0		0-0-0		1-1-0						
<hr/>																
RPI	S	Opponent	Score		RPI	S	Opponent	Score		RPI	S	Opponent	Score			
18	A	Louisiana	0	9					57	N	Western Ky.	0	4			
								98	A	Southern Miss.	1	9				
												103	N	Austin Peay	0	1
												103	N	Austin Peay	2	12
												106	N	SFA	3	7
												106	N	SFA	2	13
												107	N	South Dakota St.	1	16
												107	N	South Dakota St.	1	9
												109	N	North Ala.	0	8
												130	A	Southeastern La.	0	7
												130	A	Southeastern La.	0	7
												151	A	Samford	5	6
												181	N	Houston Baptist	0	4
												181	N	Houston Baptist	3	5
												185	N	Tennessee Tech	3	7
												196	A	Central Ark.	0	11
												196	N	Central Ark.	3	11
												196	N	Central Ark.	3	9
												217	A	Prairie View	3	9
												217	A	Prairie View	1	8
												217	A	Prairie View	1	11
												218	A	Texas Southern	0	1
												218	N	Texas Southern	1	2
				LAST 10 GAMES								239	H	Alabama St.	11	13
				218 N Texas Southern				1	2	275 H Mississippi Val.	4	3	239 H Alabama St.	1	12	
				295 A Southern U.				2	1	130 A Southeastern La.	0	7	239 H Alabama St.	5	1	
				218 A Texas Southern				0	1	130 A Southeastern La.	0	7	262 A Alabama A&M	9	4	
				275 H Mississippi Val.				7	10	269 A Alcorn	4	5	262 A Alabama A&M	1	2	
				275 H Mississippi Val.				6	4	269 A Alcorn	1	5	262 A Alabama A&M	3	9	
<hr/>																
Non-Div. I Games:	Belhaven	5	2	Belhaven	4	5	Belhaven	4	1	Belhaven	3	4				
<hr/>																

RPI	S	Opponent	Score	
269	A	Alcorn	3	2
269	A	Alcorn	4	5
269	A	Alcorn	1	5
275	H	Mississippi Val.	6	4
275	H	Mississippi Val.	4	3
275	H	Mississippi Val.	7	10
286	N	Delaware St.	9	1
290	N	Savannah St.	4	9
292	N	Grambling	11	3
295	A	Southern U.	2	1
295	H	Southern U.	5	3
295	H	Southern U.	5	3
295	H	Southern U.	1	4

Jackson St.

J
a
c
k
s
o
n
S
t
.

J
a
c
k
s
o
n
S
t
.

Average RPI Win:	263	WON-LOST RECORD	WINNING PCT. RANK	LAST 10 GAMES	STRENGTH OF SCHEDULE	OPP. STRENGTH OF SCHEDULE	TEAM RPI	ADJ RPI	CONF. RPI	ADJ CONF. RPI	
204											
DIV. I ONLY	12-27-0	.30769	248	2-8-0	282	277	281	.37848	279	28	29
DIV. I NON-CONF.	7-11-0	.38889	205	0-2-0	277	283	261	.40556	262	28	28
<hr/>											
TOTALS	RPI 1-25	RPI 26-50		W-L RECORDS		RPI 51-100		RPI 101-150		RPI 150+	
12-27-0	0-0-0	0-0-0		OVERALL		0-1-0		0-3-0		12-23-0	
3-9-0	0-0-0	0-0-0		HOME		0-1-0		0-1-0		3-7-0	
5-12-0	0-0-0	0-0-0		AWAY		0-0-0		0-0-0		5-12-0	
4-6-0	0-0-0	0-0-0		NEUTRAL		0-0-0		0-2-0		4-4-0	
7-11-0	0-0-0	0-0-0		NON-CONFERENCE		0-1-0		0-3-0		7-7-0	
0-3-0	0-0-0	0-0-0		HOME		0-1-0		0-1-0		0-1-0	
3-2-0	0-0-0	0-0-		AWAY		0-0-0		0-0-0		3-2-0	
4-6-0	0-0-0	0-0-0		NEUTRAL		0-0-0		0-2-0		4-4-0	
5-16-0	0-0-0	0-0-0		CONFERENCE		0-0-0		0-0-0		5-16-0	
3-6-0	0-0-0	0-0-0		HOME		0-0-0		0-0-0		3-6-0	
2-10-0	0-0-0	0-0-0		AWAY		0-0-0		0-0-0		2-10-0	
0-0-0	0-0-0	0-0-0		NEUTRAL		0-0-0		0-0-0		0-0-0	
<hr/>											
RPI S	Opponent	Score	RPI S	Opponent	Score	RPI S	Opponent	Score	RPI S	Opponent	Score
						97 H	Boston U.	0 6	120 N	LIU Brooklyn	1 2
						127 N	Monmouth	2 6			
						139 H	Providence	0 6			
						155 A	Harvard	2 6			
						155 A	Harvard	0 2			
						155 A	Harvard	5 7			
						160 N	Saint Joseph's	5 7			
						167 N	Bucknell	0 9			
						189 N	Colgate	1 2			
						191 A	Columbia	2 11			
						191 A	Columbia	6 1			
						191 A	Columbia	0 5			
						213 A	Penn	3 6			
						213 A	Penn	0 5			
						213 A	Penn	3 4			
						225 A	Georgetown	7 10			
						232 H	Dartmouth	6 4			
						232 H	Dartmouth	0 2			
						232 H	Dartmouth	1 3			
						243 H	Bryant	1 6			
						245 H	Princeton	0 1			
						LAST 10 GAMES			245 H	Princeton	1 6
									245 H	Princeton	0 6
									191 A	Columbia	6 1
									191 A	Columbia	0 5
191 A	Columbia	2 11									
97 H	Boston U.	0 6									
232 H	Dartmouth	0 2									
			232 H	Dartmouth	6 4						
			232 H	Dartmouth	1 3						
			243 H	Bryant	1 6						
			213 A	Penn	0 5						
			213 A	Penn	3 4						
			254 H	Yale	2 1						
			254 H	Yale	5 2						
			259 A	Rhode Island	0 3						

Non-Div. I Games:

Brown

RPI	S	Opponent	Score	
262	N	Alabama A&M	7	2
276	A	Quinnipiac	4	2
276	A	Quinnipiac	6	2
277	N	Lafayette	11	3
280	N	Howard	9	0
282	N	La Salle	6	9
284	A	Cornell	3	4
284	A	Cornell	4	5
284	A	Cornell	10	8
285	A	N.C. A&T	5	2
287	N	Rider	2	0

B
r
o
w
n

B
r
o
w
n

Brown

Average RPI Win: 264		WON-LOST	WINNING	LAST 10	STRENGTH OF		OPP. STRENGTH	TEAM	ADJ		CONF.	ADJ CONF.
Average RPI Loss: 221		RECORD	PCT. RANK	GAMES	SCHEDULE		OF SCHEDULE	RPI	RPI		RPI	RPI
DIV. I ONLY		18-29-0	.38298	215	6-4-0		288	294	279		.37255	280
DIV. I NON-CONF.		4-20-0	.16667	275	1-1-0		256	288	288		.3504	288
TOTALS		RPI 1-25	RPI 26-50		W-L RECORDS		RPI 51-100		RPI 101-150		RPI 150+	
18-29-0		0-0-0	0-0-0		OVERALL		0-0-0		1-5-0		17-24-0	
7-5-0		0-0-0	0-0-0		HOME		0-0-0		0-0-0		7-5-0	
7-14-0		0-0-0	0-0-0		AWAY		0-0-0		1-5-0		6-9-0	
4-10-0		0-0-0	0-0-0		NEUTRAL		0-0-0		0-0-0		4-10-0	
4-20-0		0-0-0	0-0-0		NON-CONFERENCE		0-0-0		1-5-0		3-15-0	
2-2-0		0-0-0	0-0-0		HOME		0-0-0		0-0-0		2-2-0	
2-9-0		0-0-0	0-0-		AWAY		0-0-0		1-5-0		1-4-0	
0-9-0		0-0-0	0-0-0		NEUTRAL		0-0-0		0-0-0		0-9-0	
14-9-0		0-0-0	0-0-0		CONFERENCE		0-0-0		0-0-0		14-9-0	
5-3-0		0-0-0	0-0-0		HOME		0-0-0		0-0-0		5-3-0	
5-5-0		0-0-0	0-0-0		AWAY		0-0-0		0-0-0		5-5-0	
4-1-0		0-0-0	0-0-0		NEUTRAL		0-0-0		0-0-0		4-1-0	
RPI S	Opponent	Score	RPI S	Opponent	Score	RPI S	Opponent	Score	RPI S	Opponent	Score	
									115 A	George Washington	9	11
									115 A	George Washington	1	9
									121 A	Towson	2	7
									121 A	Towson	4	6
									143 A	UNCW	3	10
									143 A	UNCW	12	11
									155 N	Harvard	2	10
									167 A	Bucknell	3	11
									170 N	Radford	4	15
									170 N	Radford	3	16
									188 N	Florida A&M	5	8
									200 A	Bethune-Cookman	1	9
									206 H	UMKC	4	3
									206 N	UMKC	0	7
									210 A	Drexel	2	5
									210 A	Drexel	5	2
									217 N	Prairie View	1	7
									239 A	Alabama St.	4	5
									239 N	Alabama St.	1	10
									247 A	Norfolk St.	4	2
									247 A	Norfolk St.	6	5
									247 A	Norfolk St.	0	1
									259 N	Rhode Island	0	8
									264 N	Presbyterian	1	9
									265 N	N.C. Central	4	3
									265 N	N.C. Central	7	0
									265 N	N.C. Central	6	0
Non-Div. I Games: Bowie St.			15	2								

Howard

RPI	S	Opponent	Score	
273	H	Morgan St.	4	8
273	H	Morgan St.	6	7
273	H	Morgan St.	5	4
279	N	Brown	0	9
285	N	N.C. A&T	7	5
286	H	Delaware St.	2	9
286	H	Delaware St.	8	5
286	H	Delaware St.	6	4
289	A	Coppin St.	2	0
289	A	Coppin St.	2	3
289	A	Coppin St.	3	7
292	H	Grambling	3	5
294	A	UMES	13	5
294	A	UMES	7	5
294	A	UMES	7	8
295	A	Southern U.	3	6
296	H	Saint Peter's	5	3
296	H	Saint Peter's	3	7
297	H	South Carolina St.	15	2
297	H	South Carolina St.	13	5

Howard

H
o
w
a
r
d

H
o
w
a
r
d

Average RPI Win:	264	WON-LOST	WINNING	LAST 10	STRENGTH OF	OPP. STRENGTH	TEAM	ADJ	CONF.	ADJ CONF.					
Average RPI Loss:	186	RECORD	PCT. RANK	GAMES	SCHEDULE	OF SCHEDULE	RPI	RPI	RPI	RPI					
DIV. I ONLY		14-35-0	.28571	260	4-6-0	272	269	280	.37148	281	27	28			
DIV. I NON-CONF.		10-25-0	.28571	241	2-2-0	289	274	282	.36595	283	27	29			
<hr/>															
TOTALS	RPI 1-25	RPI 26-50		W-L RECORDS		RPI 51-100		RPI 101-150		RPI 150+					
14-35-0	0-0-0	0-2-0		OVERALL		0-5-0		1-3-0		13-25-0					
4-6-0	0-0-0	0-0-0		HOME		0-0-0		1-1-0		3-5-0					
6-21-0	0-0-0	0-1-0		AWAY		0-3-0		0-2-0		6-15-0					
4-8-0	0-0-0	0-1-0		NEUTRAL		0-2-0		0-0-0		4-5-0					
10-25-0	0-0-0	0-2-0		NON-CONFERENCE		0-5-0		0-2-0		10-16-0					
2-2-0	0-0-0	0-0-0		HOME		0-0-0		0-0-0		2-2-0					
4-15-0	0-0-0	0-0-		AWAY		0-3-0		0-2-0		4-9-0					
4-8-0	0-0-0	0-1-0		NEUTRAL		0-2-0		0-0-0		4-5-0					
4-10-0	0-0-0	0-0-0		CONFERENCE		0-0-0		1-1-0		3-9-0					
2-4-0	0-0-0	0-0-0		HOME		0-0-0		1-1-0		1-3-0					
2-6-0	0-0-0	0-0-0		AWAY		0-0-0		0-0-0		2-6-0					
0-0-0	0-0-0	0-0-0		NEUTRAL		0-0-0		0-0-0		0-0-0					
RPI	S	Opponent	Score	RPI	S	Opponent	Score	RPI	S	Opponent	Score				
				35	N	Boise St.	2 9	59	N	Southeast Mo. St.	0 8	120	H	LIU Brooklyn	2 1
				44	A	Louisiana Tech	5 7	61	N	Wichita St.	0 8	120	H	LIU Brooklyn	1 3
								66	A	California	1 6	142	A	Northwestern St.	1 5
								66	A	California	1 12	142	A	Northwestern St.	0 6
								68	A	UC Davis	0 5	162	A	Sacramento St.	0 1
												162	N	Sacramento St.	0 7
												169	H	Saint Francis (PA)	0 11
												169	H	Saint Francis (PA)	2 6
												183	N	Marist	0 1
												183	N	Marist	6 7
												210	A	Drexel	2 3
												210	A	Drexel	1 5
												220	A	Pacific	2 4
												220	A	Pacific	0 3
												229	N	Abilene Christian	2 4
												230	H	Sacred Heart	1 5
												230	H	Sacred Heart	3 2
												237	A	Saint Mary's (CA)	2 3
												237	A	Saint Mary's (CA)	1 0
												240	H	Iona	4 1
												240	H	Iona	0 11
												243	A	Bryant	2 5
												243	A	Bryant	3 4
												244	A	Mt. St. Mary's	2 5
												244	A	Mt. St. Mary's	0 1
												249	A	Hartford	2 4
												249	A	Hartford	1 7
<hr/>															
LAST 10 GAMES															
				169	H	Saint Francis (PA)	2 6	277	H	Lafayette	2 3	243	A	Bryant	3 4
				169	H	Saint Francis (PA)	0 11	287	A	Rider	2 4	244	A	Mt. St. Mary's	2 5
				268	A	Wagner	4 7	287	A	Rider	3 2	244	A	Mt. St. Mary's	0 1
				268	A	Wagner	4 2	267	A	Central Conn. St.	10 2	249	A	Hartford	2 4
				277	H	Lafayette	4 2	267	A	Central Conn. St.	1 8	249	A	Hartford	1 7

Non-Div. I Games:

Fairleigh Dickinson

RPI	S	Opponent	Score	
267	A	Central Conn. St.	10	2
267	A	Central Conn. St.	1	8
268	A	Wagner	4	7
268	A	Wagner	4	2
277	H	Lafayette	2	3
277	H	Lafayette	4	2
287	A	Rider	2	4
287	A	Rider	3	2
295	N	Southern U.	4	0
295	N	Southern U.	2	6
295	N	Southern U.	5	2
295	N	Southern U.	9	1
295	N	Southern U.	4	2
296	A	Saint Peter's	9	0
296	A	Saint Peter's	8	5

Fairleigh Dickinson

F
a
i
r
l
e
i
g
h
D
i
c
k
i
n
s
o
n

F
a
i
r
l
e
i
g
h
D
i
c
k
i
n
s
o
n

Average RPI Win:	246	WON-LOST RECORD	WINNING PCT. RANK	LAST 10 GAMES	STRENGTH OF SCHEDULE	OPP. STRENGTH OF SCHEDULE	TEAM RPI	ADJ RPI	CONF. RPI	ADJ CONF. RPI				
DIV. I ONLY		12-33-0	.26667 265	3-7-0	280	260	282	.36885 282	25	26				
DIV. I NON-CONF.		7-16-0	.30435 236	0-1-0	290	268	281	.37087 281	26	26				
<hr/>														
TOTALS	RPI 1-25	RPI 26-50		W-L RECORDS	RPI 51-100		RPI 101-150		RPI 150+					
12-33-0	0-0-0	0-0-0		OVERALL	0-1-0		0-7-0		12-25-0					
3-10-0	0-0-0	0-0-0		HOME	0-0-0		0-3-0		3-7-0					
4-15-0	0-0-0	0-0-0		AWAY	0-1-0		0-3-0		4-11-0					
5-8-0	0-0-0	0-0-0		NEUTRAL	0-0-0		0-1-0		5-7-0					
<hr/>														
7-16-0	0-0-0	0-0-0		NON-CONFERENCE	0-1-0		0-2-0		7-13-0					
1-2-0	0-0-0	0-0-0		HOME	0-0-0		0-1-0		1-1-0					
1-6-0	0-0-0	0-0-		AWAY	0-1-0		0-0-0		1-5-0					
5-8-0	0-0-0	0-0-0		NEUTRAL	0-0-0		0-1-0		5-7-0					
<hr/>														
5-17-0	0-0-0	0-0-0		CONFERENCE	0-0-0		0-5-0		5-12-0					
2-8-0	0-0-0	0-0-0		HOME	0-0-0		0-2-0		2-6-0					
3-9-0	0-0-0	0-0-0		AWAY	0-0-0		0-3-0		3-6-0					
0-0-0	0-0-0	0-0-0		NEUTRAL	0-0-0		0-0-0		0-0-0					
<hr/>														
RPI S	Opponent	Score	RPI S	Opponent	Score	RPI S	Opponent	Score	RPI S	Opponent	Score			
						71 A	Elon	0 9	115 H	George Washington	4 6			
						115 H	George Washington	2 7						
						133 H	Villanova	7 8						
						141 A	Massachusetts	4 8						
						141 A	Massachusetts	0 8						
						141 A	Massachusetts	2 8						
						143 N	UNCW	2 6						
						152 A	Campbell	0 6						
						160 H	Saint Joseph's	2 3						
						160 H	Saint Joseph's	2 8						
						172 A	Delaware	3 5						
						191 N	Columbia	1 5						
						198 H	Dayton	8 7						
						198 H	Dayton	8 14						
						198 H	Dayton	6 9						
						205 A	Saint Louis	3 11						
						205 A	Saint Louis	2 11						
						205 A	Saint Louis	1 4						
						210 H	Drexel	13 8						
						210 H	Drexel	5 6						
						211 N	Army West Point	3 1						
						LAST 10 GAMES						212 A	George Mason	0 1
						115 H	George Washington	4 6	259 A	Rhode Island	9 5	212 A	George Mason	0 3
						115 H	George Washington	2 7	160 H	Saint Joseph's	2 3	212 A	George Mason	1 0
						172 A	Delaware	3 5	160 H	Saint Joseph's	2 8	213 A	Penn	0 3
259 A	Rhode Island	0 2	212 A	George Mason	0 3	213 A	Penn	0 5						
259 A	Rhode Island	6 3	212 A	George Mason	1 0	221 N	Fairfield	1 10						

Non-Div. I Games:

La Salle

RPI	S	Opponent	Score	
224	N	Butler	5	6
225	N	Georgetown	5	4
255	N	Oakland	6	5
259	A	Rhode Island	0	2
259	A	Rhode Island	9	5
259	A	Rhode Island	6	3
264	N	Presbyterian	1	3
264	N	Presbyterian	1	10
271	N	Cleveland St.	4	9
276	N	Quinnipiac	11	1
277	A	Lafayette	1	5
277	A	Lafayette	3	2
277	N	Lafayette	3	7
279	N	Brown	9	6
291	H	St. Bonaventure	5	6
291	H	St. Bonaventure	2	5
291	H	St. Bonaventure	6	5

La Salle

L
a
S
a
l
l
e

L
a
S
a
l
l
e

Average RPI Win:	270	WON-LOST	WINNING	LAST 10	STRENGTH OF	OPP. STRENGTH	TEAM	ADJ	CONF.	ADJ CONF.	
Average RPI Loss:	154	RECORD	PCT. RANK	GAMES	SCHEDULE	OF SCHEDULE	RPI	RPI	RPI	RPI	
DIV. I ONLY	3-42-0	.06667	296	1-9-0	172	215	284	.36403	283	18	18
DIV. I NON-CONF.	2-21-0	.08696	288	0-2-0	204	265	287	.36032	285	17	17
<hr/>											
TOTALS	RPI 1-25	RPI 26-50		W-L RECORDS		RPI 51-100		RPI 101-150		RPI 150+	
3-42-0	0-0-0	0-2-0		OVERALL		0-10-0		0-7-0		3-23-0	
2-16-0	0-0-0	0-0-0		HOME		0-4-0		0-2-0		2-10-0	
1-19-0	0-0-0	0-2-0		AWAY		0-4-0		0-4-0		1-9-0	
0-7-0	0-0-0	0-0-0		NEUTRAL		0-2-0		0-1-0		0-4-0	
<hr/>											
2-21-0	0-0-0	0-2-0		NON-CONFERENCE		0-4-0		0-1-0		2-14-0	
2-6-0	0-0-0	0-0-0		HOME		0-2-0		0-0-0		2-4-0	
0-8-0	0-0-0	0-0-		AWAY		0-0-0		0-0-0		0-6-0	
0-7-0	0-0-0	0-0-0		NEUTRAL		0-2-0		0-1-0		0-4-0	
<hr/>											
1-21-0	0-0-0	0-0-0		CONFERENCE		0-6-0		0-6-0		1-9-0	
0-10-0	0-0-0	0-0-0		HOME		0-2-0		0-2-0		0-6-0	
1-11-0	0-0-0	0-0-0		AWAY		0-4-0		0-4-0		1-3-0	
0-0-0	0-0-0	0-0-0		NEUTRAL		0-0-0		0-0-0		0-0-0	
<hr/>											
RPI S	Opponent	Score	RPI S	Opponent	Score	RPI S	Opponent	Score	RPI S	Opponent	Score
			34 A	Louisville	1 21	59 A	Southeast Mo. St.	0 9	102 N	Ohio	1 6
			34 A	Louisville	0 8	59 A	Southeast Mo. St.	0 7	103 A	Austin Peay	0 10
						69 H	Marshall	1 11	103 A	Austin Peay	2 10
						69 H	Marshall	3 11	122 H	Belmont	3 12
						78 H	Jacksonville St.	3 18	122 H	Belmont	0 10
						78 H	Jacksonville St.	0 8	129 A	Murray St.	0 15
						91 A	Eastern Ky.	0 8	129 A	Murray St.	1 9
						91 A	Eastern Ky.	0 4	164 A	Kennesaw St.	5 6
						96 N	Chattanooga	2 6	173 A	Ga. Southern	4 6
						96 N	Chattanooga	2 10	173 A	Ga. Southern	2 19
									178 A	UT Martin	2 11
									178 A	UT Martin	1 10
									185 H	Tennessee Tech	3 15
									185 H	Tennessee Tech	2 13
									187 H	SIUE	2 8
									187 H	SIUE	4 12
									198 A	Dayton	1 8
									198 A	Dayton	5 6
									203 H	Bowling Green	2 9
									203 H	Bowling Green	4 10
									206 N	UMKC	2 9
			LAST 10 GAMES						223 H	Eastern Ill.	1 9
			227 A	Tennessee St.	3 0	69 H	Marshall	1 11	223 H	Eastern Ill.	6 12
			227 A	Tennessee St.	1 6	129 A	Murray St.	0 15	227 A	Tennessee St.	3 0
			59 A	Southeast Mo. St.	0 9	129 A	Murray St.	1 9	227 A	Tennessee St.	1 6
			59 A	Southeast Mo. St.	0 7	103 A	Austin Peay	0 10	244 N	Mt. St. Mary's	3 15
			69 H	Marshall	3 11	103 A	Austin Peay	2 10	247 A	Norfolk St.	3 8

Non-Div. I Games:

Morehead St.

More heads.
st.

M
o
r
e
h
e
a
d
s
t
.

Morehead St.

Average RPI Win: 249		WON-LOST RECORD	WINNING PCT. RANK		LAST 10 GAMES	STRENGTH OF SCHEDULE		OPP. STRENGTH OF SCHEDULE		TEAM RPI	ADJ RPI		CONF. RPI	ADJ CONF. RPI	
Average RPI Loss: 208															
DIV. I ONLY		9-35-0	.20455	283	3-7-0	258		276		285	.36365	284	28	29	
DIV. I NON-CONF.		4-19-0	.17391	272	0-1-0	245		282		283	.36715	282	28	28	
TOTALS		RPI 1-25		RPI 26-50		W-L RECORDS		RPI 51-100		RPI 101-150		RPI 150+			
9-35-0		0-0-0		0-0-0		OVERALL		0-0-0		0-4-0		9-31-0			
6-11-0		0-0-0		0-0-0		HOME		0-0-0		0-0-0		6-11-0			
2-12-0		0-0-0		0-0-0		AWAY		0-0-0		0-1-0		2-11-0			
1-12-0		0-0-0		0-0-0		NEUTRAL		0-0-0		0-3-0		1-9-0			
4-19-0		0-0-0		0-0-0		NON-CONFERENCE		0-0-0		0-4-0		4-15-0			
1-1-0		0-0-0		0-0-0		HOME		0-0-0		0-0-0		1-1-0			
2-6-0		0-0-0		0-0-		AWAY		0-0-0		0-1-0		2-5-0			
1-12-0		0-0-0		0-0-0		NEUTRAL		0-0-0		0-3-0		1-9-0			
5-16-0		0-0-0		0-0-0		CONFERENCE		0-0-0		0-0-0		5-16-0			
5-10-0		0-0-0		0-0-0		HOME		0-0-0		0-0-0		5-10-0			
0-6-0		0-0-0		0-0-0		AWAY		0-0-0		0-0-0		0-6-0			
0-0-0		0-0-0		0-0-0		NEUTRAL		0-0-0		0-0-0		0-0-0			
RPI	S	Opponent	Score	RPI	S	Opponent	Score	RPI	S	Opponent	Score	RPI	S	Opponent	Score
												128	N	East Carolina	0 10
												128	N	East Carolina	1 11
												131	A	Syracuse	0 3
												136	N	South Dakota	0 6
												155	A	Harvard	4 8
												155	A	Harvard	1 9
												155	A	Harvard	0 8
												186	N	UMBC	0 10
												189	H	Colgate	10 7
												189	H	Colgate	0 6
												191	A	Columbia	0 12
												191	A	Columbia	0 8
												191	A	Columbia	4 12
												193	N	Detroit Mercy	0 5
												201	A	Binghamton	1 10
												201	A	Binghamton	7 8
												210	N	Drexel	0 11
												212	A	George Mason	1 6
												213	H	Penn	0 14
												213	H	Penn	0 8
												213	H	Penn	7 12
				LAST 10 GAMES								230	N	Sacred Heart	2 4
				155	A	Harvard	1 9	245	H	Princeton	4 3	230	N	Sacred Heart	4 7
				155	A	Harvard	4 8	245	H	Princeton	5 10	231	N	Siena	2 10
				155	A	Harvard	0 8	232	H	Dartmouth	3 7	232	H	Dartmouth	13 4
				131	A	Syracuse	0 3	232	H	Dartmouth	1 16	232	H	Dartmouth	3 7
				245	H	Princeton	4 3	232	H	Dartmouth	13 4	232	H	Dartmouth	1 16

Non-Div. I Games: Ithaca 2 3 Ithaca 6 3

Cornell

RPI	S	Opponent	Score	
244	A	Mt. St. Mary's	1	9
244	A	Mt. St. Mary's	7	4
245	H	Princeton	5	10
245	H	Princeton	4	3
245	H	Princeton	4	3
246	N	Manhattan	9	11
246	N	Manhattan	1	8
246	N	Manhattan	2	6
254	H	Yale	1	10
254	H	Yale	5	15
254	H	Yale	5	12
257	N	Canisius	9	5
273	A	Morgan St.	4	10
273	A	Morgan St.	9	5
279	H	Brown	8	10
279	H	Brown	4	3
279	H	Brown	5	4

Cornell

Average RPI Win:	281	WON-LOST RECORD	WINNING PCT. RANK	LAST 10 GAMES	STRENGTH OF SCHEDULE	OPP. STRENGTH OF SCHEDULE	TEAM RPI	ADJ RPI	CONF. RPI	ADJ CONF. RPI
DIV. I ONLY		9-31-0	.225 278	1-9-0	275	286	287	.36208 285	32	32
DIV. I NON-CONF.		3-17-0	.15 281	0-1-0	195	250	279	.38521 277	32	32
TOTALS	RPI 1-25		RPI 26-50	W-L RECORDS		RPI 51-100		RPI 101-150		RPI 150+
9-31-0	0-0-0		0-0-0	OVERALL		0-4-0		0-5-0		9-22-0
4-8-0	0-0-0		0-0-0	HOME		0-2-0		0-0-0		4-6-0
3-16-0	0-0-0		0-0-0	AWAY		0-1-0		0-4-0		3-11-0
2-7-0	0-0-0		0-0-0	NEUTRAL		0-1-0		0-1-0		2-5-0
3-17-0	0-0-0		0-0-0	NON-CONFERENCE		0-4-0		0-5-0		3-8-0
2-4-0	0-0-0		0-0-0	HOME		0-2-0		0-0-0		2-2-0
0-8-0	0-0-0		0-0-	AWAY		0-1-0		0-4-0		0-3-0
1-5-0	0-0-0		0-0-0	NEUTRAL		0-1-0		0-1-0		1-3-0
6-14-0	0-0-0		0-0-0	CONFERENCE		0-0-0		0-0-0		6-14-0
2-4-0	0-0-0		0-0-0	HOME		0-0-0		0-0-0		2-4-0
3-8-0	0-0-0		0-0-0	AWAY		0-0-0		0-0-0		3-8-0
1-2-0	0-0-0		0-0-0	NEUTRAL		0-0-0		0-0-0		1-2-0
RPI S Opponent Score			RPI S Opponent Score		RPI S Opponent Score		RPI S Opponent Score			
					52 N Indiana 1 7		110 A Appalachian St. 0 15			
					71 A Elon 0 7		110 A Appalachian St. 0 12			
					71 H Elon 1 9		143 A UNCW 0 1			
					73 H UNC Greensboro 6 8		143 A UNCW 1 9			
							144 N Lehigh 0 10			
							158 N Loyola Chicago 0 8			
							171 A Mercer 0 5			
							175 A Gardner-Webb 2 10			
							175 A Gardner-Webb 6 7			
							186 N UMBC 1 9			
							186 N UMBC 6 1			
							188 H Florida A&M 2 10			
							188 H Florida A&M 2 13			
							188 H Florida A&M 2 13			
							200 A Bethune-Cookman 0 3			
							200 A Bethune-Cookman 3 5			
							200 A Bethune-Cookman 3 4			
							247 A Norfolk St. 4 15			
							247 A Norfolk St. 0 1			
							247 N Norfolk St. 1 2			
							260 N Akron 0 8			
							262 H Alabama A&M 5 7			
				LAST 10 GAMES			265 A N.C. Central 5 7			
				280 N Howard 5 7		265 A N.C. Central 2 3	265 A N.C. Central 2 3			
				286 N Delaware St. 10 0		71 H Elon 1 9	265 A N.C. Central 5 8			
				247 N Norfolk St. 1 2		200 A Bethune-Cookman 3 4	279 H Brown 2 5			
				265 A N.C. Central 5 8		200 A Bethune-Cookman 0 3	280 N Howard 5 7			
				265 A N.C. Central 5 7		200 A Bethune-Cookman 3 5				

Non-Div. I Games:

N.C. A&T

RPI	S	Opponent	Score	
286	N	Delaware St.	10	0
287	H	Rider	7	3
290	H	Savannah St.	1	3
290	H	Savannah St.	8	1
290	H	Savannah St.	4	2
296	H	Saint Peter's	8	3
297	A	South Carolina St.	6	0
297	A	South Carolina St.	4	0
297	A	South Carolina St.	6	0

N
.
C
.
A
&
T

N
.
C
.
A
&
T

Average RPI Win: 275		WON-LOST	WINNING	LAST 10	STRENGTH OF		OPP. STRENGTH	TEAM	ADJ		CONF.	ADJ CONF.
Average RPI Loss: 225		RECORD	PCT. RANK	GAMES	SCHEDULE		OF SCHEDULE	RPI	RPI		RPI	RPI
DIV. I ONLY		10-32-0	.2381	272	4-6-0		263	295	286	.35704	286	32
DIV. I NON-CONF.		2-21-0	.08696	288	0-2-0		222	294	290	.34524	290	32
TOTALS		RPI 1-25	RPI 26-50		W-L RECORDS		RPI 51-100		RPI 101-150		RPI 150+	
10-32-0		0-0-0	0-0-0		OVERALL		0-1-0		0-2-0		10-29-0	
7-6-0		0-0-0	0-0-0		HOME		0-0-0		0-0-0		7-6-0	
1-15-0		0-0-0	0-0-0		AWAY		0-1-0		0-2-0		1-12-0	
2-11-0		0-0-0	0-0-0		NEUTRAL		0-0-0		0-0-0		2-11-0	
2-21-0		0-0-0	0-0-0		NON-CONFERENCE		0-1-0		0-2-0		2-18-0	
1-3-0		0-0-0	0-0-0		HOME		0-0-0		0-0-0		1-3-0	
0-9-0		0-0-0	0-0-		AWAY		0-1-0		0-2-0		0-6-0	
1-9-0		0-0-0	0-0-0		NEUTRAL		0-0-0		0-0-0		1-9-0	
8-11-0		0-0-0	0-0-0		CONFERENCE		0-0-0		0-0-0		8-11-0	
6-3-0		0-0-0	0-0-0		HOME		0-0-0		0-0-0		6-3-0	
1-6-0		0-0-0	0-0-0		AWAY		0-0-0		0-0-0		1-6-0	
1-2-0		0-0-0	0-0-0		NEUTRAL		0-0-0		0-0-0		1-2-0	
RPI S	Opponent	Score	RPI S	Opponent	Score	RPI S	Opponent	Score	RPI S	Opponent	Score	
						55 A	Liberty	0 20	115 A	George Washington	2 6	
									115 A	George Washington	5 6	
									167 N	Bucknell	4 11	
									172 A	Delaware	3 13	
									186 A	UMBC	0 2	
									186 A	UMBC	9 10	
									188 A	Florida A&M	4 9	
									210 H	Drexel	3 9	
									210 H	Drexel	1 11	
									215 N	Valparaiso	1 12	
									217 A	Prairie View	4 5	
									217 N	Prairie View	1 4	
									221 H	Fairfield	2 9	
									221 H	Fairfield	2 1	
									227 N	Tennessee St.	7 8	
									236 A	Hampton	0 9	
									236 A	Hampton	3 5	
									239 N	Alabama St.	5 9	
									247 H	Norfolk St.	5 9	
									247 H	Norfolk St.	6 1	
									247 H	Norfolk St.	1 6	
									247 N	Norfolk St.	4 3	
									248 N	Wright St.	2 4	
									261 N	Robert Morris	1 7	
									265 N	N.C. Central	2 7	
									273 A	Morgan St.	0 4	
									273 A	Morgan St.	0 4	
LAST 10 GAMES												
			285 N	N.C. A&T	0 10	247 H	Norfolk St.	6 1	248 N	Wright St.	2 4	
			188 A	Florida A&M	4 9	247 H	Norfolk St.	1 6	261 N	Robert Morris	1 7	
			294 H	UMES	15 1	247 H	Norfolk St.	5 9	265 N	N.C. Central	2 7	
			294 H	UMES	8 0	210 H	Drexel	3 9	273 A	Morgan St.	0 4	
			294 H	UMES	3 0	210 H	Drexel	1 11	273 A	Morgan St.	0 4	

Non-Div. I Games:

Delaware St.

Delaware.

Delaware.

Delaware St.

Average RPI Win: 220		WON-LOST	WINNING	LAST 10	STRENGTH OF	OPP. STRENGTH	TEAM	ADJ	CONF.	ADJ CONF.				
Average RPI Loss: 201		RECORD	PCT. RANK	GAMES	SCHEDULE	OF SCHEDULE	RPI	RPI	RPI	RPI				
DIV. I ONLY		10-44-0	.18519	287	3-7-0	227	278	283	.35416	287	30	30		
DIV. I NON-CONF.		4-30-0	.11765	285	0-2-0	209	279	284	.34927	289	30	30		
<hr/>														
TOTALS		RPI 1-25	RPI 26-50		W-L RECORDS		RPI 51-100		RPI 101-150		RPI 150+			
10-44-0		0-1-0	0-0-0		OVERALL		1-8-0		1-4-0		8-31-0			
6-10-0		0-0-0	0-0-0		HOME		0-0-0		1-3-0		5-7-0			
4-26-0		0-0-0	0-0-0		AWAY		1-6-0		0-0-0		3-20-0			
0-8-0		0-1-0	0-0-0		NEUTRAL		0-2-0		0-1-0		0-4-0			
4-30-0		0-1-0	0-0-0		NON-CONFERENCE		1-8-0		0-3-0		3-18-0			
1-5-0		0-0-0	0-0-0		HOME		0-0-0		0-2-0		1-3-0			
3-17-0		0-0-0	0-0-		AWAY		1-6-0		0-0-0		2-11-0			
0-8-0		0-1-0	0-0-0		NEUTRAL		0-2-0		0-1-0		0-4-0			
6-14-0		0-0-0	0-0-0		CONFERENCE		0-0-0		1-1-0		5-13-0			
5-5-0		0-0-0	0-0-0		HOME		0-0-0		1-1-0		4-4-0			
1-9-0		0-0-0	0-0-0		AWAY		0-0-0		0-0-0		1-9-0			
0-0-0		0-0-0	0-0-0		NEUTRAL		0-0-0		0-0-0		0-0-0			
RPI	S	Opponent	Score		RPI	S	Opponent	Score		RPI	S	Opponent	Score	
17	N	Tennessee	0 18							125	N	UIC	0 17	
							68 A UC Davis	2 1		127	H	Monmouth	5 2	
							68 A UC Davis	0 13		127	H	Monmouth	0 6	
							69 A Marshall	0 2		144	H	Lehigh	0 9	
							69 A Marshall	2 10		144	H	Lehigh	1 2	
							69 A Marshall	0 4		162	A	Sacramento St.	0 6	
							76 A Coastal Caro.	1 11		183	A	Marist	4 5	
							76 A Coastal Caro.	0 5		183	A	Marist	3 7	
							97 N Boston U.	0 8		211	A	Army West Point	4 6	
							97 N Boston U.	2 8		211	A	Army West Point	1 9	
										213	A	Penn	5 2	
										220	A	Pacific	3 5	
										220	A	Pacific	1 11	
										221	H	Fairfield	0 5	
										221	H	Fairfield	8 0	
										231	A	Siena	0 6	
										231	A	Siena	1 7	
										240	H	Iona	2 1	
										240	H	Iona	1 0	
										242	N	Santa Clara	3 12	
										242	N	Santa Clara	3 4	
										245	A	Princeton	3 1	
										245	A	Princeton	1 9	
										246	A	Manhattan	0 8	
										246	A	Manhattan	5 7	
										257	H	Canisius	1 9	
										257	H	Canisius	6 8	
<hr/>														
LAST 10 GAMES														
							240 H Iona	1 0				273 A Morgan St.	2 3	
							240 H Iona	2 1				183 A Marist	4 5	
							221 H Fairfield	8 0				183 A Marist	3 7	
							221 H Fairfield	0 5				231 A Siena	0 6	
							273 A Morgan St.	2 4				231 A Siena	1 7	

Non-Div. I Games:

Rider

RPI	S	Opponent	Score
262	N	Alabama A&M	1 5
266	H	Niagara	1 2
266	H	Niagara	6 5
267	A	Central Conn. St.	11 12
267	A	Central Conn. St.	7 18
268	H	Wagner	3 8
268	H	Wagner	5 12
273	A	Morgan St.	2 3
273	A	Morgan St.	2 4
276	A	Quinnipiac	0 6
276	A	Quinnipiac	0 1
279	N	Brown	0 2
281	H	Fairleigh Dickinson	2 3
281	H	Fairleigh Dickinson	4 2
285	A	N.C. A&T	3 7
296	A	Saint Peter's	6 7
296	A	Saint Peter's	3 1

Rider

Average RPI Win:	215	WON-LOST	WINNING	LAST 10	STRENGTH OF	OPP. STRENGTH	TEAM	ADJ	CONF.	ADJ CONF.	
Average RPI Loss:	180	RECORD	PCT. RANK	GAMES	SCHEDULE	OF SCHEDULE	RPI	RPI	RPI	RPI	
DIV. I ONLY	6-34-0	.15	292	1-9-0	271	226	289	.35007	288	26	25
DIV. I NON-CONF.	2-20-0	.09091	287	0-1-0	275	242	292	.33705	292	25	23
<hr/>											
TOTALS	RPI 1-25	RPI 26-50		W-L RECORDS		RPI 51-100		RPI 101-150		RPI 150+	
6-34-0	0-0-0	0-1-0		OVERALL		0-2-0		0-5-0		6-26-0	
3-11-0	0-0-0	0-0-0		HOME		0-0-0		0-1-0		3-10-0	
1-17-0	0-0-0	0-1-0		AWAY		0-0-0		0-4-0		1-12-0	
2-6-0	0-0-0	0-0-0		NEUTRAL		0-2-0		0-0-0		2-4-0	
<hr/>											
2-20-0	0-0-0	0-1-0		NON-CONFERENCE		0-2-0		0-2-0		2-15-0	
0-5-0	0-0-0	0-0-0		HOME		0-0-0		0-1-0		0-4-0	
0-9-0	0-0-0	0-0-		AWAY		0-0-0		0-1-0		0-7-0	
2-6-0	0-0-0	0-0-0		NEUTRAL		0-2-0		0-0-0		2-4-0	
<hr/>											
4-14-0	0-0-0	0-0-0		CONFERENCE		0-0-0		0-3-0		4-11-0	
3-6-0	0-0-0	0-0-0		HOME		0-0-0		0-0-0		3-6-0	
1-8-0	0-0-0	0-0-0		AWAY		0-0-0		0-3-0		1-5-0	
0-0-0	0-0-0	0-0-0		NEUTRAL		0-0-0		0-0-0		0-0-0	
<hr/>											
RPI	S	Opponent	Score	RPI	S	Opponent	Score	RPI	S	Opponent	Score
				45	A	UNLV	3 11	58	N	Baylor	1 5
								80	N	Long Beach St.	5 10

Non-Div. I Games:

Southern Utah

RPI	S	Opponent	Score	
226	N	North Dakota	7	6
234	H	Northern Colo.	4	3
234	H	Northern Colo.	16	11
234	H	Northern Colo.	4	7
235	N	Northern Ky.	4	3
235	N	Northern Ky.	4	5
241	A	San Diego	1	12
241	A	San Diego	2	7
241	A	San Diego	2	4
256	N	CSU Bakersfield	5	11

Southern Utah

Average RPI Win:	285	WON-LOST RECORD	WINNING PCT. RANK	LAST 10 GAMES	STRENGTH OF SCHEDULE	OPP. STRENGTH OF SCHEDULE	TEAM RPI	ADJ RPI	CONF. RPI	ADJ CONF. RPI				
Average RPI Loss:	219													
DIV. I ONLY	9-32-0	.21951	279	3-7-0	283	291	290	.34641	289	32	32			
DIV. I NON-CONF.	3-20-0	.13043	284	1-1-0	258	277	289	.35182	287	32	32			
<hr/>														
TOTALS	RPI 1-25	RPI 26-50		W-L RECORDS	RPI 51-100		RPI 101-150		RPI 150+					
9-32-0	0-0-0	0-0-0		OVERALL	0-2-0		0-2-0		9-28-0					
7-9-0	0-0-0	0-0-0		HOME	0-0-0		0-0-0		7-9-0					
1-19-0	0-0-0	0-0-0		AWAY	0-0-0		0-2-0		1-17-0					
1-4-0	0-0-0	0-0-0		NEUTRAL	0-2-0		0-0-0		1-2-0					
<hr/>														
3-20-0	0-0-0	0-0-0		NON-CONFERENCE	0-2-0		0-2-0		3-16-0					
2-4-0	0-0-0	0-0-0		HOME	0-0-0		0-0-0		2-4-0					
0-13-0	0-0-0	0-0-		AWAY	0-0-0		0-2-0		0-11-0					
1-3-0	0-0-0	0-0-0		NEUTRAL	0-2-0		0-0-0		1-1-0					
<hr/>														
6-12-0	0-0-0	0-0-0		CONFERENCE	0-0-0		0-0-0		6-12-0					
5-5-0	0-0-0	0-0-0		HOME	0-0-0		0-0-0		5-5-0					
1-6-0	0-0-0	0-0-0		AWAY	0-0-0		0-0-0		1-6-0					
0-1-0	0-0-0	0-0-0		NEUTRAL	0-0-0		0-0-0		0-1-0					
<hr/>														
RPI	S	Opponent	Score	RPI	S	Opponent	Score	RPI	S	Opponent	Score			
				59 N Southeast Mo. St.				5	11	121 A Towson	0	15		
				87 N Missouri St.				0	13	121 A Towson	0	12		
												172 A Delaware	2	5
												172 A Delaware	0	1
												186 A UMBC	3	11
												186 A UMBC	2	5
												196 A Central Ark.	0	17
												200 A Bethune-Cookman	0	8
												207 N La.-Monroe	2	10
												210 H Drexel	2	17
												210 H Drexel	1	7
												212 A George Mason	0	6
												212 A George Mason	1	3
												236 A Hampton	2	11
												236 A Hampton	0	8
												244 A Mt. St. Mary's	4	22
												244 A Mt. St. Mary's	0	8
												244 H Mt. St. Mary's	7	15
												244 H Mt. St. Mary's	6	5
												247 A Norfolk St.	0	3
												247 A Norfolk St.	1	7
												247 A Norfolk St.	1	2
												265 N N.C. Central	0	2
												273 H Morgan St.	0	11
								273 H Morgan St.	4	6				
								273 H Morgan St.	0	12				
								280 H Howard	7	3				
								280 H Howard	3	2				
								280 H Howard	7	3				
								280 H Howard	7	3				
								280 H Howard	7	3				
								280 H Howard	7	3				
								280 H Howard	7	3				
								280 H Howard	7	3				
								280 H Howard	7	3				
								280 H Howard	7	3				
								280 H Howard	7	3				
								280 H Howard	7	3				
								280 H Howard	7	3				
								280 H Howard	7	3				
								280 H Howard	7	3				
								280 H Howard	7	3				
								280 H Howard	7	3				
								280 H Howard	7	3				
								280 H Howard	7	3				
								280 H Howard	7	3				
								280 H Howard	7	3				
								280 H Howard	7	3				
								280 H Howard	7	3				
								280 H Howard	7	3				
								280 H Howard	7	3				
								280 H Howard	7	3				
								280 H Howard	7	3				
								280 H Howard	7	3				
								280 H Howard	7	3				
								280 H Howard	7	3				
								280 H Howard	7	3				
								280 H Howard	7	3				
								280 H Howard	7	3				
								280 H Howard	7	3				
								280 H Howard	7	3				
								280 H Howard	7	3				
								280 H Howard	7	3				
								280 H Howard	7	3				
								280 H Howard	7	3				
								280 H Howard	7	3				
								280 H Howard	7	3				
								280 H Howard	7	3				
								280 H Howard	7	3				
								280 H Howard	7	3				
								280 H Howard	7	3				
								280 H Howard	7	3				
								280 H Howard	7	3				
								280 H Howard	7	3				
								280 H Howard	7	3				
								280 H Howard	7	3				
								280 H Howard	7	3				
								280 H Howard	7	3				
								280 H Howard	7	3				
								280 H Howard	7	3				
								280 H Howard	7	3				
								280 H Howard	7	3				
								280 H Howard	7	3				
								280 H Howard	7	3				
								280 H Howard	7	3				
								280 H Howard	7	3				
								280 H Howard	7	3				
								280 H Howard	7	3				
								280 H Howard	7	3				
								280 H Howard	7	3				
								280 H Howard	7	3				
								280 H Howard	7	3				
								280 H Howard	7	3				
								280 H Howard	7	3				
								280 H Howard	7	3				
								280 H Howard	7	3				
								280 H Howard	7	3				
								280 H Howard	7	3				

Non-Div. I Games:

Coppin St.

RPI	S	Opponent	Score	
280	H	Howard	3	2
280	H	Howard	0	2
286	A	Delaware St.	2	3
286	A	Delaware St.	3	4
286	A	Delaware St.	3	2
293	N	Ark.-Pine Bluff	5	1
294	H	UMES	5	3
294	H	UMES	3	4
294	H	UMES	9	3
296	H	Saint Peter's	2	1
296	H	Saint Peter's	2	12
297	H	South Carolina St.	10	2

C
o
p
p
i
n
s
t
.

C
o
p
p
i
n
s
t
.

Average RPI Win: 275		WON-LOST	WINNING	LAST 10	STRENGTH OF		OPP. STRENGTH	TEAM	ADJ	CONF.	ADJ CONF.		
Average RPI Loss: 200		RECORD	PCT. RANK	GAMES	SCHEDULE		OF SCHEDULE	RPI	RPI	RPI	RPI		
DIV. I ONLY		9-27-0	.25	267	3-7-0		290	284	291	.34371	290	32	32
DIV. I NON-CONF.		3-16-0	.15789	278	0-1-0		251	262	286	.36127	284	32	32
TOTALS		RPI 1-25	RPI 26-50		W-L RECORDS		RPI 51-100		RPI 101-150		RPI 150+		
9-27-0		0-0-0	0-0-0		OVERALL		0-3-0		1-4-0		8-20-0		
6-12-0		0-0-0	0-0-0		HOME		0-0-0		1-1-0		5-11-0		
1-6-0		0-0-0	0-0-0		AWAY		0-0-0		0-0-0		1-6-0		
2-9-0		0-0-0	0-0-0		NEUTRAL		0-3-0		0-3-0		2-3-0		
3-16-0		0-0-0	0-0-0		NON-CONFERENCE		0-3-0		1-4-0		2-9-0		
1-6-0		0-0-0	0-0-0		HOME		0-0-0		1-1-0		0-5-0		
0-1-0		0-0-0	0-0-		AWAY		0-0-0		0-0-0		0-1-0		
2-9-0		0-0-0	0-0-0		NEUTRAL		0-3-0		0-3-0		2-3-0		
6-11-0		0-0-0	0-0-0		CONFERENCE		0-0-0		0-0-0		6-11-0		
5-6-0		0-0-0	0-0-0		HOME		0-0-0		0-0-0		5-6-0		
1-5-0		0-0-0	0-0-0		AWAY		0-0-0		0-0-0		1-5-0		
0-0-0		0-0-0	0-0-0		NEUTRAL		0-0-0		0-0-0		0-0-0		
RPI	S	Opponent	Score	RPI	S	Opponent	Score	RPI	S	Opponent	Score		
						</							

Non-Div. I Games:

Savannah St.

[illegible]

Non-Div. I Games:

St. Bonaventure

RPI	S	Opponent	Score	
259	A	Rhode Island	3	1
259	A	Rhode Island	5	4
261	H	Robert Morris	2	8
261	H	Robert Morris	11	1
266	H	Niagara	4	1
266	H	Niagara	4	6
266	N	Niagara	2	1
266	N	Niagara	3	1
267	N	Central Conn. St.	0	9
282	A	La Salle	6	5
282	A	La Salle	5	6
282	A	La Salle	5	2
283	A	Morehead St.	5	6
283	A	Morehead St.	7	10

St. Bonaventure

S
t
.
B
o
n
a
v
e
n
t
u
r
e

S
t
.
B
o
n
a
v
e
n
t
u
r
e

Average RPI Win: 287		WON-LOST RECORD	WINNING PCT. RANK		LAST 10 GAMES	STRENGTH OF SCHEDULE		OPP. STRENGTH OF SCHEDULE		TEAM RPI	ADJ RPI		CONF. RPI	ADJ CONF. RPI	
Average RPI Loss: 217															
DIV. I ONLY		6-23-0	.2069	281	2-8-0	287		292		292	.33204	292	31	31	
DIV. I NON-CONF.		2-6-0	.25	251	0-2-0	194		269		263	.39549	272	31	31	
TOTALS		RPI 1-25	RPI 26-50		W-L RECORDS	RPI 51-100		RPI 101-150		RPI 150+					
6-23-0	0-0-0		0-2-0		OVERALL	0-0-0		0-2-0		6-19-0					
2-9-0	0-0-0		0-1-0		HOME	0-0-0		0-1-0		2-7-0					
3-10-0	0-0-0		0-1-0		AWAY	0-0-0		0-1-0		3-8-0					
1-4-0	0-0-0		0-0-0		NEUTRAL	0-0-0		0-0-0		1-4-0					
2-6-0	0-0-0		0-2-0		NON-CONFERENCE	0-0-0		0-2-0		2-2-0					
0-2-0	0-0-0		0-1-0		HOME	0-0-0		0-1-0		0-0-0					
1-2-0	0-0-0		0-0-		AWAY	0-0-0		0-1-0		1-0-0					
1-2-0	0-0-0		0-0-0		NEUTRAL	0-0-0		0-0-0		1-2-0					
4-17-0	0-0-0		0-0-0		CONFERENCE	0-0-0		0-0-0		4-17-0					
2-7-0	0-0-0		0-0-0		HOME	0-0-0		0-0-0		2-7-0					
2-8-0	0-0-0		0-0-0		AWAY	0-0-0		0-0-0		2-8-0					
0-2-0	0-0-0		0-0-0		NEUTRAL	0-0-0		0-0-0		0-2-0					
RPI	S	Opponent	Score	RPI	S	Opponent	Score	RPI	S	Opponent	Score	RPI	S	Opponent	Score
				44	A	Louisiana Tech	2 10			142	A	Northwestern St.	1	2	
				44	H	Louisiana Tech	5 9			142	H	Northwestern St.	3	7	
										206	N	UMKC	0	7	
										217	H	Prairie View	5	16	
										217	H	Prairie View	3	6	
										217	H	Prairie View	4	14	
										217	N	Prairie View	3	12	
										218	A	Texas Southern	0	12	
										218	A	Texas Southern	2	10	
										218	A	Texas Southern	0	11	
										239	A	Alabama St.	0	12	
										239	A	Alabama St.	3	5	
										239	A	Alabama St.	1	2	
										239	A	Alabama St.	1	3	
										264	N	Presbyterian	2	1	
										269	H	Alcorn	9	12	
										269	H	Alcorn	3	12	
										269	H	Alcorn	1	10	
										275	H	Mississippi Val.	6	10	
										278	N	Jackson St.	3	11	
										280	A	Howard	5	3	
										290	N	Savannah St.	3	8	
										293	H	Ark.-Pine Bluff	11	2	
										293	H	Ark.-Pine Bluff	5	4	
										218	A	Texas Southern	2	10	
										218	A	Texas Southern	0	12	
										218	A	Texas Southern	0	11	
										295	A	Southern U.	5	2	
										295	A	Southern U.	4	11	
										295	A	Southern U.	3	1	
Non-Div. I Games:		Tuskegee	5	3	Texas Col.	13	1	Texas Col.	12	0	Lincoln (MO)	7	5		
		Langston	12	5	Texas Col.	15	2	Texas Col.	10	1	Clark Atlanta	10	2		

Non-Div. I Games:

Fort Valley St.

7

1

Lane

14

1

Grambling

G
r
a
m
b
l
i
n
gG
r
a
m
b
l
i
n
g

Average RPI Win:	276	WON-LOST RECORD	WINNING PCT. RANK	LAST 10 GAMES	STRENGTH OF SCHEDULE	OPP. STRENGTH OF SCHEDULE	TEAM RPI	ADJ RPI	CONF. RPI	ADJ CONF. RPI			
Average RPI Loss:	208												
DIV. I ONLY	3-31-0	.08824	294	0-10-0	257	289	294	.33097	293	31	31		
DIV. I NON-CONF.	0-15-0	0	295	0-1-0	213	235	291	.34181	291	31	31		
<hr/>													
TOTALS	RPI 1-25	RPI 26-50		W-L RECORDS		RPI 51-100		RPI 101-150		RPI 150+			
3-31-0	0-0-0	0-1-0		OVERALL		0-2-0		0-2-0		3-26-0			
3-5-0	0-0-0	0-0-0		HOME		0-0-0		0-0-0		3-5-0			
0-17-0	0-0-0	0-1-0		AWAY		0-1-0		0-2-0		0-13-0			
0-9-0	0-0-0	0-0-0		NEUTRAL		0-1-0		0-0-0		0-8-0			
<hr/>													
0-15-0	0-0-0	0-1-0		NON-CONFERENCE		0-2-0		0-2-0		0-10-0			
0-0-0	0-0-0	0-0-0		HOME		0-0-0		0-0-0		0-0-0			
0-7-0	0-0-0	0-0-		AWAY		0-1-0		0-2-0		0-3-0			
0-8-0	0-0-0	0-0-0		NEUTRAL		0-1-0		0-0-0		0-7-0			
<hr/>													
3-16-0	0-0-0	0-0-0		CONFERENCE		0-0-0		0-0-0		3-16-0			
3-5-0	0-0-0	0-0-0		HOME		0-0-0		0-0-0		3-5-0			
0-10-0	0-0-0	0-0-0		AWAY		0-0-0		0-0-0		0-10-0			
0-1-0	0-0-0	0-0-0		NEUTRAL		0-0-0		0-0-0		0-1-0			
<hr/>													
RPI	S	Opponent	Score	RPI	S	Opponent	Score	RPI	S	Opponent	Score		
				33	A	Arkansas	0 10	54	A	North Texas	1 9		
								87	N	Missouri St.	2 11		
								142	A	Northwestern St.	0 4		
								142	A	Northwestern St.	1 10		
								176	N	Creighton	0 10		
								176	N	Creighton	0 9		
								177	N	Seton Hall	2 7		
								181	N	Houston Baptist	2 9		
								181	N	Houston Baptist	0 4		
								196	A	Central Ark.	2 3		
								196	A	Central Ark.	6 15		
								196	A	Central Ark.	0 8		
								207	N	La.-Monroe	2 12		
								217	A	Prairie View	0 5		
								217	A	Prairie View	4 12		
								217	A	Prairie View	0 8		
								218	H	Texas Southern	5 7		
								218	H	Texas Southern	1 4		
								239	H	Alabama St.	7 6		
								239	H	Alabama St.	0 10		
								239	H	Alabama St.	1 9		
								262	A	Alabama A&M	2 10		
								262	A	Alabama A&M	4 6		
								262	A	Alabama A&M	3 4		
								262	A	Alabama A&M	0 6		
								269	N	Alcorn	1 2		
								275	A	Mississippi Val.	2 8		
								275	H	Mississippi Val.	3 7		
								289	N	Coppin St.	1 5		
<hr/>													
Non-Div. I Games:	Tex. A&M-Texarkana	3	6	Tex. A&M-Texarkana	9	0	LSU-Alexandria	0	5	LSU-Alexandria	2	6	Ark.-Pine Bluff

Ark.-Pine Bluff

U
M
E
S

UMES				Through Games Of June 4, 2019 (FINAL)											
Average RPI Win:	287	WON-LOST RECORD	WINNING PCT. RANK	LAST 10 GAMES	STRENGTH OF SCHEDULE	OPP. STRENGTH OF SCHEDULE	TEAM RPI	ADJ RPI	CONF. RPI	ADJ CONF. RPI					
DIV. I ONLY		8-31-0	.20513	282	2-8-0	295	297	296	.31854	294	32	32			
DIV. I NON-CONF.		1-14-0	.06667	292	1-3-0	269	284	295	.32987	293	32	32			

TOTALS		RPI 1-25		RPI 26-50		W-L RECORDS		RPI 51-100		RPI 101-150		RPI 150+			
8-31-0	0-0-0			0-0-0	OVERALL			0-0-0		0-1-0		8-30-0			
4-7-0	0-0-0			0-0-0	HOME			0-0-0		0-0-0		4-7-0			
3-20-0	0-0-0			0-0-0	AWAY			0-0-0		0-0-0		3-20-0			
1-4-0	0-0-0			0-0-0	NEUTRAL			0-0-0		0-1-0		1-3-0			
1-14-0	0-0-0			0-0-0	NON-CONFERENCE			0-0-0		0-1-0		1-13-0			
1-3-0	0-0-0			0-0-0	HOME			0-0-0		0-0-0		1-3-0			
0-7-0	0-0-0			0-0-	AWAY			0-0-0		0-0-0		0-7-0			
0-4-0	0-0-0			0-0-0	NEUTRAL			0-0-0		0-1-0		0-3-0			
7-17-0	0-0-0			0-0-0	CONFERENCE			0-0-0		0-0-0		7-17-0			
3-4-0	0-0-0			0-0-0	HOME			0-0-0		0-0-0		3-4-0			
3-13-0	0-0-0			0-0-0	AWAY			0-0-0		0-0-0		3-13-0			
1-0-0	0-0-0			0-0-0	NEUTRAL			0-0-0		0-0-0		1-0-0			
RPI	S	Opponent	Score	RPI	S	Opponent	Score	RPI	S	Opponent	Score	RPI	S	Opponent	Score
										136	N	South Dakota	2		13
										171	N	Mercer	0		14
										175	A	Gardner-Webb	1		9
										186	A	UMBC	1		10
										186	A	UMBC	3		11
										186	H	UMBC	3		5
										186	H	UMBC	0		13
										198	N	Dayton	0		14
										209	A	Charleston So.	2		10
										209	A	Charleston So.	1		5
										244	A	Mt. St. Mary's	0		11
										244	A	Mt. St. Mary's	0		5
										247	A	Norfolk St.	3		7
										247	A	Norfolk St.	1		8
										247	A	Norfolk St.	0		10
										248	N	Wright St.	5		8
										265	A	N.C. Central	1		10
										265	A	N.C. Central	0		8
										265	A	N.C. Central	1		6
										265	H	N.C. Central	1		9
										265	H	N.C. Central	6		5
										273	H	Morgan St.	5		6
										273	H	Morgan St.	5		3
										273	H	Morgan St.	5		13
										280	H	Howard	5		7
										280	H	Howard	8		7
										280	H	Howard	0		8
										286	A	Delaware St.	0		8

U
M
E
S

Non-Div. I Games:

UMES

RPI	S	Opponent	Score	
286	A	Delaware St.	0	3
286	A	Delaware St.	1	15
289	A	Coppin St.	4	3
289	A	Coppin St.	3	9
289	A	Coppin St.	3	5
290	A	Savannah St.	3	4
290	A	Savannah St.	1	4
296	H	Saint Peter's	6	13
296	H	Saint Peter's	10	2
297	A	South Carolina St.	9	0
297	A	South Carolina St.	7	3
297	N	South Carolina St.	5	4

UMES

U
M
E
S

U
M
E
S

Average RPI Win: 272		WON-LOST	WINNING	LAST 10	STRENGTH OF		OPP. STRENGTH	TEAM	ADJ		CONF.	ADJ CONF.
Average RPI Loss: 235		RECORD	PCT. RANK	GAMES	SCHEDULE		OF SCHEDULE	RPI	RPI		RPI	RPI
DIV. I ONLY		8-27-0	.22857	275	1-9-0		297	290	295		.3171	295
DIV. I NON-CONF.		2-12-0	.14286	283	0-1-0		295	289	296		.31141	295
TOTALS		RPI 1-25	RPI 26-50		W-L RECORDS		RPI 51-100		RPI 101-150		RPI 150+	
8-27-0		0-0-0	0-0-0		OVERALL		0-2-0		0-1-0		8-24-0	
5-9-0		0-0-0	0-0-0		HOME		0-0-0		0-1-0		5-8-0	
2-10-0		0-0-0	0-0-0		AWAY		0-2-0		0-0-0		2-8-0	
1-8-0		0-0-0	0-0-0		NEUTRAL		0-0-0		0-0-0		1-8-0	
2-12-0		0-0-0	0-0-0		NON-CONFERENCE		0-2-0		0-1-0		2-9-0	
1-2-0		0-0-0	0-0-0		HOME		0-0-0		0-1-0		1-1-0	
0-2-0		0-0-0	0-0-		AWAY		0-2-0		0-0-0		0-0-0	
1-8-0		0-0-0	0-0-0		NEUTRAL		0-0-0		0-0-0		1-8-0	
6-15-0		0-0-0	0-0-0		CONFERENCE		0-0-0		0-0-0		6-15-0	
4-7-0		0-0-0	0-0-0		HOME		0-0-0		0-0-0		4-7-0	
2-8-0		0-0-0	0-0-0		AWAY		0-0-0		0-0-0		2-8-0	
0-0-0		0-0-0	0-0-0		NEUTRAL		0-0-0		0-0-0		0-0-0	
RPI S	Opponent	Score	RPI S	Opponent	Score	RPI S	Opponent	Score	RPI S	Opponent	Score	
						82 A	Nicholls St.	0 3	130 H	Southeastern La.	3 5	
						98 A	Southern Miss.	0 11	214 N	Evansville	2 4	
									214 N	Evansville	0 8	
									214 N	Evansville	4 5	
									214 N	Evansville	1 3	
									217 A	Prairie View	1 5	
									217 A	Prairie View	3 4	
									217 A	Prairie View	0 8	
									217 A	Prairie View	2 0	
									218 H	Texas Southern	3 5	
									218 H	Texas Southern	1 2	
									218 H	Texas Southern	6 8	
									239 A	Alabama St.	1 10	
									239 H	Alabama St.	0 8	
									265 H	N.C. Central	3 7	
									275 H	Mississippi Val.	2 1	
									275 H	Mississippi Val.	4 3	
									275 H	Mississippi Val.	5 1	
									278 A	Jackson St.	4 1	
									278 A	Jackson St.	3 5	
									278 A	Jackson St.	3 5	
									278 H	Jackson St.	1 2	
									280 H	Howard	6 3	
									281 N	Fairleigh Dickinson	1 9	
									281 N	Fairleigh Dickinson	0 4	
									281 N	Fairleigh Dickinson	6 2	
									281 N	Fairleigh Dickinson	2 5	
LAST 10 GAMES												
						278 H	Jackson St.	1 2	130 H	Southeastern La.	3 5	
						239 A	Alabama St.	1 10	217 A	Prairie View	2 0	
						218 H	Texas Southern	3 5	217 A	Prairie View	0 8	
						218 H	Texas Southern	1 2	217 A	Prairie View	3 4	
						218 H	Texas Southern	6 8	293 A	Ark.-Pine Bluff	1 3	

Non-Div. I Games:

Southern U.

Southern U.

Southern U.

Southern U.

Average RPI Win: 249		WON-LOST	WINNING	LAST 10	STRENGTH OF		OPP. STRENGTH	TEAM	ADJ		CONF.	ADJ CONF.
Average RPI Loss: 229		RECORD	PCT. RANK	GAMES	SCHEDULE		OF SCHEDULE	RPI	RPI		RPI	RPI
DIV. I ONLY		9-47-0	.16071	290	3-7-0		286	285	293		.30965	296
DIV. I NON-CONF.		7-28-0	.2	263	2-2-0		293	293	293		.31106	296
TOTALS		RPI 1-25	RPI 26-50		W-L RECORDS		RPI 51-100		RPI 101-150		RPI 150+	
9-47-0		0-0-0	0-0-0		OVERALL		1-0-0		0-5-0		8-42-0	
1-13-0		0-0-0	0-0-0		HOME		0-0-0		0-3-0		1-10-0	
7-25-0		0-0-0	0-0-0		AWAY		1-0-0		0-0-0		6-25-0	
1-9-0		0-0-0	0-0-0		NEUTRAL		0-0-0		0-2-0		1-7-0	
7-28-0		0-0-0	0-0-0		NON-CONFERENCE		1-0-0		0-3-0		6-25-0	
0-3-0		0-0-0	0-0-0		HOME		0-0-0		0-1-0		0-2-0	
6-16-0		0-0-0	0-0-		AWAY		1-0-0		0-0-0		5-16-0	
1-9-0		0-0-0	0-0-0		NEUTRAL		0-0-0		0-2-0		1-7-0	
2-19-0		0-0-0	0-0-0		CONFERENCE		0-0-0		0-2-0		2-17-0	
1-10-0		0-0-0	0-0-0		HOME		0-0-0		0-2-0		1-8-0	
1-9-0		0-0-0	0-0-0		AWAY		0-0-0		0-0-0		1-9-0	
0-0-0		0-0-0	0-0-0		NEUTRAL		0-0-0		0-0-0		0-0-0	
RPI S	Opponent	Score	RPI S	Opponent	Score	RPI S	Opponent	Score	RPI S	Opponent	Score	
						73 A	UNC Greensboro	4 2	120 H	LIU Brooklyn	0 7	
									121 N	Towson	2 10	
									127 H	Monmouth	0 8	
									127 H	Monmouth	0 8	
									133 N	Villanova	1 12	
									172 N	Delaware	3 4	
									177 A	Seton Hall	0 8	
									177 A	Seton Hall	2 7	
									177 A	Seton Hall	0 6	
									183 H	Marist	3 13	
									183 H	Marist	0 6	
									183 H	Marist	1 12	
									210 A	Drexel	0 18	
									210 A	Drexel	3 10	
									210 N	Drexel	0 10	
									211 A	Army West Point	0 7	
									211 A	Army West Point	1 0	
									221 A	Fairfield	0 8	
									221 A	Fairfield	0 6	
									230 N	Sacred Heart	0 8	
									231 H	Siena	0 4	
									231 H	Siena	1 9	
									236 A	Hampton	3 7	
									240 H	Iona	0 10	
									240 H	Iona	2 16	
									243 N	Bryant	1 8	
									246 A	Manhattan	0 8	
			LAST 10 GAMES									
			231 H	Siena	0 4	257 A	Canisius	1 4				
			231 H	Siena	1 9	266 A	Niagara	0 8				
			211 A	Army West Point	0 7	266 A	Niagara	1 8				
			211 A	Army West Point	1 0	120 H	LIU Brooklyn	0 7				
			257 A	Canisius	7 4	289 A	Coppin St.	12 2				

Non-Div. I Games:

Saint Peter's

RPI	S	Opponent	Score
246	A	Manhattan	0 8
249	A	Hartford	7 17
249	A	Hartford	5 8
257	A	Canisius	1 4
257	A	Canisius	7 4
259	N	Rhode Island	0 8
265	N	N.C. Central	0 9
266	A	Niagara	0 8
266	A	Niagara	1 8
268	A	Wagner	2 6
268	A	Wagner	7 5
276	A	Quinnipiac	1 3
276	A	Quinnipiac	4 5
277	A	Lafayette	1 5
277	A	Lafayette	3 6
280	A	Howard	3 5
280	A	Howard	7 3
281	H	Fairleigh Dickinson	0 9
281	H	Fairleigh Dickinson	5 8
285	A	N.C. A&T	3 8
286	N	Delaware St.	5 6
286	N	Delaware St.	6 5
287	H	Rider	7 6
287	H	Rider	1 3
289	A	Coppin St.	12 2
289	A	Coppin St.	1 2
294	A	UMES	13 6

Saint Peter's

S
a
i
n
t
P
e
t
e
r
,
s

S
a
i
n
t
P
e
t
e
r
,
s

RPI	S	Opponent	Score	
294	A	UMES	2	10

Saint Peter's

S
a
i
n
t
P
e
t
e
r
'
s

S
a
i
n
t
P
e
t
e
r
'
s

Average RPI Win:	0	WON-LOST	WINNING	LAST 10	STRENGTH OF	OPP. STRENGTH	TEAM	ADJ	CONF.	ADJ CONF.	
Average RPI Loss:	249	RECORD	PCT. RANK	GAMES	SCHEDULE	OF SCHEDULE	RPI	RPI	RPI	RPI	
DIV. I ONLY		0-36-0	0 297	0-10-0	292	296	297	.26835	297	32 32	
DIV. I NON-CONF.		0-10-0	0 295	0	271	291	297	.30885	297	32 32	
<hr/>											
TOTALS	RPI 1-25	RPI 26-50		W-L RECORDS		RPI 51-100		RPI 101-150		RPI 150+	
0-36-0	0-0-0	0-0-0		OVERALL		0-0-0		0-0-0		0-36-0	
0-12-0	0-0-0	0-0-0		HOME		0-0-0		0-0-0		0-12-0	
0-18-0	0-0-0	0-0-0		AWAY		0-0-0		0-0-0		0-18-0	
0-6-0	0-0-0	0-0-0		NEUTRAL		0-0-0		0-0-0		0-6-0	
0-10-0	0-0-0	0-0-0		NON-CONFERENCE		0-0-0		0-0-0		0-10-0	
0-4-0	0-0-0	0-0-0		HOME		0-0-0		0-0-0		0-4-0	
0-3-0	0-0-0	0-0-		AWAY		0-0-0		0-0-0		0-3-0	
0-3-0	0-0-0	0-0-0		NEUTRAL		0-0-0		0-0-0		0-3-0	
0-26-0	0-0-0	0-0-0		CONFERENCE		0-0-0		0-0-0		0-26-0	
0-8-0	0-0-0	0-0-0		HOME		0-0-0		0-0-0		0-8-0	
0-15-0	0-0-0	0-0-0		AWAY		0-0-0		0-0-0		0-15-0	
0-3-0	0-0-0	0-0-0		NEUTRAL		0-0-0		0-0-0		0-3-0	
RPI S	Opponent	Score	RPI S	Opponent	Score	RPI S	Opponent	Score	RPI S	Opponent	Score
						171 N Mercer			2	19	
						175 H Gardner-Webb			0	10	
						175 H Gardner-Webb			0	10	
						188 H Florida A&M			1	6	
						188 H Florida A&M			5	14	
						188 H Florida A&M			1	12	
						200 A Bethune-Cookman			0	10	
						200 A Bethune-Cookman			3	8	
						200 A Bethune-Cookman			0	10	
						210 N Drexel			1	9	
						236 A Hampton			2	11	
						236 A Hampton			2	13	
						236 A Hampton			0	8	
						247 A Norfolk St.			0	3	
						248 N Wright St.			0	9	
						264 H Presbyterian			1	11	
						264 H Presbyterian			1	12	
						265 A N.C. Central			0	3	
						265 A N.C. Central			0	12	
						265 A N.C. Central			1	16	
						273 A Morgan St.			4	12	
						273 A Morgan St.			4	12	
						273 N Morgan St.			0	8	
						273 N Morgan St.			3	11	
						280 A Howard			2	15	
280 A Howard			5	13							
285 H N.C. A&T			0	6							
LAST 10 GAMES			273 A Morgan St.			4	12				
290 A Savannah St.			0	4	188 H Florida A&M			1	6		
290 A Savannah St.			1	18	200 A Bethune-Cookman			0	10		
290 A Savannah St.			2	12	200 A Bethune-Cookman			3	8		
188 H Florida A&M			1	12	200 A Bethune-Cookman			0	10		
188 H Florida A&M			5	14	265 A N.C. Central			0	12		

Non-Div. I Games:

South Carolina St.

RPI	S	Opponent	Score
285	H	N.C. A&T	0 6
285	H	N.C. A&T	0 4
289	A	Coppin St.	2 10
290	A	Savannah St.	1 18
290	A	Savannah St.	2 12
290	A	Savannah St.	0 4
294	H	UMES	0 9
294	H	UMES	3 7
294	N	UMES	4 5

South Carolina St.
a
S
t
.

S
o
u
t
h
C
a
r
o
l
i
n
a
S
t
.

S
o
u
t
h
C
a
r
o
l
i
n
a
S
t
.